

GOMOS Level 2 Daily Report

SUMMARY

[1. General Info](#)

[2. Summary of processed GOM_NL_2P products](#)

[3. Level 2 Quality information per product](#)

[3.1 Plot of level 2 quality information per product \(time dependant\)](#)

[3.2 Plot of level 2 quality information per product \(world map\)](#)

[4. Level 1 Quality information per product \(stored on level 2 products\)](#)

[4.1 Plot of level 1 quality information per product \(time dependant\)](#)

[4.1.1 Plot of level 1 quality information per product \(time dependant\): ASCENDING](#)

[4.1.2 Plot of level 1 quality information per product \(time dependant\): DESCENDING](#)

[4.2 Plot of level 1 quality information per product \(world map\)](#)

[4.2.1 Plot of level 1 quality information per product \(world map\): ASCENDING](#)

[4.2.2 Plot of level 1 quality information per product \(world map\): DESCENDING](#)

[5. Ozone profiles based on quality statistics and other trace gas profiles](#)

[5.1 Ozone statistics based on quality of products](#)

[5.2 Plot ozone profiles for all STD \(dark without errors\)](#)

[5.3 Plot ozone profiles where STD < 20% \(dark without errors\)](#)

[5.4. Plot ozone profiles where STD < 10% \(dark without errors\)](#)

[5.5. Plot ozone profiles where STD < 5% \(dark without errors\)](#)

[5.6 Plot NO2 profiles for all STD \(dark without errors\)](#)

[5.7 Plot NO3 profiles for all STD \(dark without errors\)](#)

[5.8 Plot H2O profiles \(only for occultations of stars 1,2,3,4,13,14,16,26,63 dark without errors\) for all STD](#)

[6. Auxiliary Data Files used for the production reported in section 2](#)

This report presents the daily analysis on parameters extracted from GOMOS level 2 data (GOM_NL__2P). It is intended to monitor some important parameters that will impact the quality of these products. A list of level 2 products (and content) that have arrived during the reporting day to the PCF is also given.

Item	Value
Time of report generation	24APR2013 05:38:07
Data source version	GOMOS/6.01
Start time of products	07-11-2006 (07NOV2006 00:00:00)
Stop time of products	08-11-2006 (08NOV2006 00:00:00)
Store outputs in DB	Yes
Nb of level 2 prods	199
Nb of prods with errors	0

2. Summary of processed GOM_NL__2P products.

Nr	Filename	UTC Start time	Limb	Duration	Star Id	Star Name	Star Mag	Star Temp	Nb Meas	Orbit	Prod. error
1	GOM_NL__2PRFIN20061107_000341_000000362052_00403_24505_3268.N1	07-NOV-2006 00:03:41	Dark	36.000	46	Del Vel	1.9540	10600.	72	24505	No
2	GOM_NL__2PRFIN20061107_000505_000000402052_00403_24505_3269.N1	07-NOV-2006 00:05:05	Dark	39.500	34	Gam2Vel	1.7930	23000.	79	24505	No
3	GOM_NL__2PRFIN20061107_001016_000000432052_00403_24505_3270.N1	07-NOV-2006 00:10:16	Dark	42.500	2	Alp Car	-0.73600	7000.0	85	24505	No
4	GOM_NL__2PRFIN20061107_001956_000000332052_00403_24505_3271.N1	07-NOV-2006 00:19:56	Straylight	33.000	157	The1Eri	2.9060	9300.0	66	24505	No
5	GOM_NL__2PRFIN20061107_003812_000000322052_00403_24505_3272.N1	07-NOV-2006 00:38:12	Bright	31.500	105	6Bet Ari	2.6450	8900.0	63	24505	No
6	GOM_NL__2PRFIN20061107_004227_000000322052_00403_24505_3273.N1	07-NOV-2006 00:42:27	Bright	31.500	173	4Bet Tri	3.0040	8900.0	63	24505	No
7	GOM_NL__2PRFIN20061107_004430_000000312052_00403_24505_3274.N1	07-NOV-2006 00:44:30	Bright	31.000	73	57Gam1And	2.2600	13100.	62	24505	No
8	GOM_NL__2PRFIN20061107_004846_000000332052_00403_24505_3275.N1	07-NOV-2006 00:48:46	Bright	33.000	160	23Gam Per	2.9300	4700.0	66	24505	No
9	GOM_NL__2PRFIN20061107_005731_000000402052_00403_24505_3276.N1	07-NOV-2006 00:57:31	Bright	39.500	49	1Alp UMi	1.9900	6300.0	79	24505	No
10	GOM_NL__2PRFIN20061107_010532_000000342052_00403_24505_3277.N1	07-NOV-2006 01:05:32	Bright	33.500	36	50Alp UMa	1.8000	6300.0	67	24505	No
11	GOM_NL__2PRFIN20061107_010709_000000322052_00403_24505_3278.N1	07-NOV-2006 01:07:09	Bright	32.000	82	48Bet UMa	2.3650	10600.	64	24505	No
12	GOM_NL__2PRFIN20061107_011058_000000322052_00403_24505_3279.N1	07-NOV-2006 01:10:58	Bright	32.000	174	52Psi UMa	3.0040	4400.0	64	24505	No
13	GOM_NL__2PRFIN20061107_011845_000000352052_00403_24505_3280.N1	07-NOV-2006 01:18:45	Bright	35.000	96	68Del Leo	2.5600	9300.0	70	24505	No
14	GOM_NL__2PRFIN20061107_013850_000000342052_00403_24505_3281.N1	07-NOV-2006 01:38:50	Dark	34.000	113	Mu Vel	2.6920	5000.0	68	24505	No
15	GOM_NL__2PRFIN20061107_014418_000000372052_00404_24506_3268.N1	07-NOV-2006 01:44:18	Dark	36.500	46	Del Vel	1.9540	10600.	73	24506	No
16	GOM_NL__2PRFIN20061107_014542_000000412052_00404_24506_3269.N1	07-NOV-2006 01:45:42	Dark	40.500	34	Gam2Vel	1.7930	23000.	81	24506	No
17	GOM_NL__2PRFIN20061107_015053_000000562052_00404_24506_3270.N1	07-NOV-2006 01:50:53	Dark	56.000	2	Alp Car	-0.73600	7000.0	112	24506	No
18	GOM_NL__2PRFIN20061107_020032_000000332052_00404_24506_3271.N1	07-NOV-2006 02:00:32	Straylight	32.500	157	The1Eri	2.9060	9300.0	65	24506	No
19	GOM_NL__2PRFIN20061107_021848_000000302052_00404_24506_3272.N1	07-NOV-2006 02:18:48	Bright	30.000	105	6Bet Ari	2.6450	8900.0	60	24506	No
20	GOM_NL__2PRFIN20061107_022303_000000312052_00404_24506_3273.N1	07-NOV-2006 02:23:03	Bright	30.500	173	4Bet Tri	3.0040	8900.0	61	24506	No
21	GOM_NL__2PRFIN20061107_022506_000000332052_00404_24506_3274.N1	07-NOV-2006 02:25:06	Bright	32.500	73	57Gam1And	2.2600	13100.	65	24506	No
22	GOM_NL__2PRFIN20061107_022921_000000342052_00404_24506_3275.N1	07-NOV-2006 02:29:21	Bright	34.000	160	23Gam Per	2.9300	4700.0	68	24506	No
23	GOM_NL__2PRFIN20061107_023807_000000312052_00404_24506_3276.N1	07-NOV-2006 02:38:07	Bright	31.000	49	1Alp UMi	1.9900	6300.0	62	24506	No
24	GOM_NL__2PRFIN20061107_024607_000000332052_00404_24506_3277.N1	07-NOV-2006 02:46:07	Bright	33.000	36	50Alp UMa	1.8000	6300.0	66	24506	No
25	GOM_NL__2PRFIN20061107_024745_000000332052_00404_24506_3278.N1	07-NOV-2006 02:47:45	Bright	32.500	82	48Bet UMa	2.3650	10600.	65	24506	No
26	GOM_NL__2PRFIN20061107_025134_000000352052_00404_24506_3279.N1	07-NOV-2006 02:51:34	Bright	34.500	174	52Psi UMa	3.0040	4400.0	69	24506	No
27	GOM_NL__2PRFIN20061107_025921_000000362052_00404_24506_3280.N1	07-NOV-2006 02:59:21	Bright	35.500	96	68Del Leo	2.5600	9300.0	71	24506	No
28	GOM_NL__2PRFIN20061107_031927_000000332052_00404_24506_3281.N1	07-NOV-2006 03:19:27	Dark	33.000	113	Mu Vel	2.6920	5000.0	66	24506	No
29	GOM_NL__2PRFIN20061107_032455_000000372052_00405_24507_3268.N1	07-NOV-2006 03:24:55	Dark	36.500	46	Del Vel	1.9540	10600.	73	24507	No
30	GOM_NL__2PRFIN20061107_032619_000000412052_00405_24507_3269.N1	07-NOV-2006 03:26:19	Dark	41.000	34	Gam2Vel	1.7930	23000.	82	24507	No
31	GOM_NL__2PRFIN20061107_033129_000000462052_00405_24507_3270.N1	07-NOV-2006 03:31:29	Dark	45.500	2	Alp Car	-0.73600	7000.0	91	24507	No
32	GOM_NL__2PRFIN20061107_034108_000000352052_00405_24507_3271.N1	07-NOV-2006 03:41:08	Straylight	34.500	157	The1Eri	2.9060	9300.0	69	24507	No
33	GOM_NL__2PRFIN20061107_035924_000000312052_00405_24507_3272.N1	07-NOV-2006 03:59:24	Bright	31.000	105	6Bet Ari	2.6450	8900.0	62	24507	No
34	GOM_NL__2PRFIN20061107_040339_000000322052_00405_24507_3273.N1	07-NOV-2006 04:03:39	Bright	31.500	173	4Bet Tri	3.0040	8900.0	63	24507	No
35	GOM_NL__2PRFIN20061107_040542_000000312052_00405_24507_3274.N1	07-NOV-2006 04:05:42	Bright	31.000	73	57Gam1And	2.2600	13100.	62	24507	No
36	GOM_NL__2PRFIN20061107_040957_000000342052_00405_24507_3275.N1	07-NOV-2006 04:09:57	Bright	33.500	160	23Gam Per	2.9300	4700.0	67	24507	No
37	GOM_NL__2PRFIN20061107_041843_000000312052_00405_24507_3276.N1	07-NOV-2006 04:18:43	Bright	31.000	49	1Alp UMi	1.9900	6300.0	62	24507	No
38	GOM_NL__2PRFIN20061107_042643_000000342052_00405_24507_3277.N1	07-NOV-2006 04:26:43	Bright	33.500	36	50Alp UMa	1.8000	6300.0	67	24507	No
39	GOM_NL__2PRFIN20061107_042821_000000322052_00405_24507_3278.N1	07-NOV-2006 04:28:21	Bright	32.000	82	48Bet UMa	2.3650	10600.	64	24507	No
40	GOM_NL__2PRFIN20061107_043210_000000332052_00405_24507_3279.N1	07-NOV-2006 04:32:10	Bright	32.500	174	52Psi UMa	3.0040	4400.0	65	24507	No
41	GOM_NL__2PRFIN20061107_043958_000000342052_00405_24507_3280.N1	07-NOV-2006 04:39:58	Bright	33.500	96	68Del Leo	2.5600	9300.0	67	24507	No
42	GOM_NL__2PRFIN20061107_050003_000000362052_00405_24507_3281.N1	07-NOV-2006 05:00:03	Dark	35.500	113	Mu Vel	2.6920	5000.0	71	24507	No

43	GOM_NL__2PRFIN20061107_050531_000000362052_00406_24508_3269.N1	07-NOV-2006 05:05:31	Dark	35.500	46	Del Vel	1.9540	10600.	71	24508	No
44	GOM_NL__2PRFIN20061107_050656_000000402052_00406_24508_3270.N1	07-NOV-2006 05:06:56	Dark	40.000	34	Gam2Vel	1.7930	23000.	80	24508	No
45	GOM_NL__2PRFIN20061107_051206_000000432052_00406_24508_3271.N1	07-NOV-2006 05:12:06	Dark	43.000	2	Alp Car	-0.73600	7000.0	86	24508	No
46	GOM_NL__2PRFIN20061107_052144_000000332052_00406_24508_3272.N1	07-NOV-2006 05:21:44	Straylight	32.500	157	The1Eri	2.9060	9300.0	65	24508	No
47	GOM_NL__2PRFIN20061107_054000_000000312052_00406_24508_3273.N1	07-NOV-2006 05:40:00	Bright	31.000	105	6Bet Ari	2.6450	8900.0	62	24508	No
48	GOM_NL__2PRFIN20061107_054414_000000312052_00406_24508_3274.N1	07-NOV-2006 05:44:14	Bright	31.000	173	4Bet Tri	3.0040	8900.0	62	24508	No
49	GOM_NL__2PRFIN20061107_054618_000000302052_00406_24508_3275.N1	07-NOV-2006 05:46:18	Bright	29.500	73	57Gam1And	2.2600	13100.	59	24508	No
50	GOM_NL__2PRFIN20061107_055033_000000332052_00406_24508_3276.N1	07-NOV-2006 05:50:33	Bright	33.000	160	23Gam Per	2.9300	4700.0	66	24508	No
51	GOM_NL__2PRFIN20061107_055919_000000302052_00406_24508_3277.N1	07-NOV-2006 05:59:19	Bright	29.500	49	1Alp UMi	1.9900	6300.0	59	24508	No
52	GOM_NL__2PRFIN20061107_060719_000000342052_00406_24508_3278.N1	07-NOV-2006 06:07:19	Bright	34.000	36	50Alp UMa	1.8000	6300.0	68	24508	No
53	GOM_NL__2PRFIN20061107_060857_000000332052_00406_24508_3279.N1	07-NOV-2006 06:08:57	Bright	33.000	82	48Bet UMa	2.3650	10600.	66	24508	No
54	GOM_NL__2PRFIN20061107_061246_000000342052_00406_24508_3280.N1	07-NOV-2006 06:12:46	Bright	34.000	174	52Psi UMa	3.0040	4400.0	68	24508	No
55	GOM_NL__2PRFIN20061107_062034_000000362052_00406_24508_3281.N1	07-NOV-2006 06:20:34	Bright	35.500	96	68Del Leo	2.5600	9300.0	71	24508	No
56	GOM_NL__2PRFIN20061107_064040_000000382052_00406_24508_3282.N1	07-NOV-2006 06:40:40	Dark	37.500	113	Mu Vel	2.6920	5000.0	75	24508	No
57	GOM_NL__2PRFIN20061107_064608_000000372052_00407_24509_3269.N1	07-NOV-2006 06:46:08	Dark	36.500	46	Del Vel	1.9540	10600.	73	24509	No
58	GOM_NL__2PRFIN20061107_064733_000000412052_00407_24509_3270.N1	07-NOV-2006 06:47:33	Dark	41.000	34	Gam2Vel	1.7930	23000.	82	24509	No
59	GOM_NL__2PRFIN20061107_065243_000000432052_00407_24509_3271.N1	07-NOV-2006 06:52:43	Dark	42.500	2	Alp Car	-0.73600	7000.0	85	24509	No
60	GOM_NL__2PRFIN20061107_070221_000000332052_00407_24509_3272.N1	07-NOV-2006 07:02:21	Straylight	32.500	157	The1Eri	2.9060	9300.0	65	24509	No
61	GOM_NL__2PRFIN20061107_072036_000000322052_00407_24509_3273.N1	07-NOV-2006 07:20:36	Bright	31.500	105	6Bet Ari	2.6450	8900.0	63	24509	No
62	GOM_NL__2PRFIN20061107_072450_000000322052_00407_24509_3274.N1	07-NOV-2006 07:24:50	Bright	31.500	173	4Bet Tri	3.0040	8900.0	63	24509	No
63	GOM_NL__2PRFIN20061107_072654_000000312052_00407_24509_3275.N1	07-NOV-2006 07:26:54	Bright	31.000	73	57Gam1And	2.2600	13100.	62	24509	No
64	GOM_NL__2PRFIN20061107_073108_000000502052_00407_24509_3276.N1	07-NOV-2006 07:31:08	Bright	50.000	160	23Gam Per	2.9300	4700.0	100	24509	No
65	GOM_NL__2PRFIN20061107_073955_000000292052_00407_24509_3277.N1	07-NOV-2006 07:39:55	Bright	28.500	49	1Alp UMi	1.9900	6300.0	57	24509	No
66	GOM_NL__2PRFIN20061107_074755_000000342052_00407_24509_3278.N1	07-NOV-2006 07:47:55	Bright	34.000	36	50Alp UMa	1.8000	6300.0	68	24509	No
67	GOM_NL__2PRFIN20061107_074933_000000332052_00407_24509_3279.N1	07-NOV-2006 07:49:33	Bright	32.500	82	48Bet UMa	2.3650	10600.	65	24509	No
68	GOM_NL__2PRFIN20061107_075322_000000342052_00407_24509_3280.N1	07-NOV-2006 07:53:22	Bright	34.000	174	52Psi UMa	3.0040	4400.0	68	24509	No
69	GOM_NL__2PRFIN20061107_080110_000000362052_00407_24509_3281.N1	07-NOV-2006 08:01:10	Bright	36.000	96	68Del Leo	2.5600	9300.0	72	24509	No
70	GOM_NL__2PRFIN20061107_082116_000000352052_00407_24509_3282.N1	07-NOV-2006 08:21:16	Dark	34.500	113	Mu Vel	2.6920	5000.0	69	24509	No
71	GOM_NL__2PRFIN20061107_082645_000000362052_00408_24510_3309.N1	07-NOV-2006 08:26:45	Dark	36.000	46	Del Vel	1.9540	10600.	72	24510	No
72	GOM_NL__2PRFIN20061107_082810_000000402052_00408_24510_3310.N1	07-NOV-2006 08:28:10	Dark	39.500	34	Gam2Vel	1.7930	23000.	79	24510	No
73	GOM_NL__2PRFIN20061107_083319_000000392052_00408_24510_3311.N1	07-NOV-2006 08:33:19	Dark	39.000	2	Alp Car	-0.73600	7000.0	78	24510	No
74	GOM_NL__2PRFIN20061107_084257_000000342052_00408_24510_3312.N1	07-NOV-2006 08:42:57	Straylight	34.000	157	The1Eri	2.9060	9300.0	68	24510	No
75	GOM_NL__2PRFIN20061107_090112_000000322052_00408_24510_3313.N1	07-NOV-2006 09:01:12	Bright	31.500	105	6Bet Ari	2.6450	8900.0	63	24510	No
76	GOM_NL__2PRFIN20061107_090526_000000312052_00408_24510_3314.N1	07-NOV-2006 09:05:26	Bright	31.000	173	4Bet Tri	3.0040	8900.0	62	24510	No
77	GOM_NL__2PRFIN20061107_090729_000000342052_00408_24510_3315.N1	07-NOV-2006 09:07:29	Bright	33.500	73	57Gam1And	2.2600	13100.	67	24510	No
78	GOM_NL__2PRFIN20061107_091144_000000332052_00408_24510_3316.N1	07-NOV-2006 09:11:44	Bright	33.000	160	23Gam Per	2.9300	4700.0	66	24510	No
79	GOM_NL__2PRFIN20061107_092031_000000302052_00408_24510_3317.N1	07-NOV-2006 09:20:31	Bright	29.500	49	1Alp UMi	1.9900	6300.0	59	24510	No
80	GOM_NL__2PRFIN20061107_092831_000000322052_00408_24510_3318.N1	07-NOV-2006 09:28:31	Bright	32.000	36	50Alp UMa	1.8000	6300.0	64	24510	No
81	GOM_NL__2PRFIN20061107_093008_000000332052_00408_24510_3319.N1	07-NOV-2006 09:30:08	Bright	33.000	82	48Bet UMa	2.3650	10600.	66	24510	No
82	GOM_NL__2PRFIN20061107_093358_000000342052_00408_24510_3320.N1	07-NOV-2006 09:33:58	Bright	34.000	174	52Psi UMa	3.0040	4400.0	68	24510	No
83	GOM_NL__2PRFIN20061107_094146_000000462052_00408_24510_3321.N1	07-NOV-2006 09:41:46	Bright	45.500	96	68Del Leo	2.5600	9300.0	91	24510	No
84	GOM_NL__2PRFIN20061107_100152_000000382052_00408_24510_3322.N1	07-NOV-2006 10:01:52	Dark	38.000	113	Mu Vel	2.6920	5000.0	76	24510	No
85	GOM_NL__2PRFIN20061107_100721_000000352052_00409_24511_3309.N1	07-NOV-2006 10:07:21	Dark	35.000	46	Del Vel	1.9540	10600.	70	24511	No
86	GOM_NL__2PRFIN20061107_100846_000000402052_00409_24511_3310.N1	07-NOV-2006 10:08:46	Dark	39.500	34	Gam2Vel	1.7930	23000.	79	24511	No
87	GOM_NL__2PRFIN20061107_101356_000000452052_00409_24511_3311.N1	07-NOV-2006 10:13:56	Dark	45.000	2	Alp Car	-0.73600	7000.0	90	24511	No
88	GOM_NL__2PRFIN20061107_102333_000000352052_00409_24511_3312.N1	07-NOV-2006 10:23:33	Straylight	34.500	157	The1Eri	2.9060	9300.0	69	24511	No
89	GOM_NL__2PRFIN20061107_104148_000000322052_00409_24511_3313.N1	07-NOV-2006 10:41:48	Bright	31.500	105	6Bet Ari	2.6450	8900.0	63	24511	No
90	GOM_NL__2PRFIN20061107_104602_000000312052_00409_24511_3314.N1	07-NOV-2006 10:46:02	Bright	30.500	173	4Bet Tri	3.0040	8900.0	61	24511	No
91	GOM_NL__2PRFIN20061107_104805_000000312052_00409_24511_3315.N1	07-NOV-2006 10:48:05	Bright	31.000	73	57Gam1And	2.2600	13100.	62	24511	No
92	GOM_NL__2PRFIN20061107_105219_000000322052_00409_24511_3316.N1	07-NOV-2006 10:52:19	Bright	32.000	160	23Gam Per	2.9300	4700.0	64	24511	No
93	GOM_NL__2PRFIN20061107_110107_000000302052_00409_24511_3317.N1	07-NOV-2006 11:01:07	Bright	29.500	49	1Alp UMi	1.9900	6300.0	59	24511	No
94	GOM_NL__2PRFIN20061107_110906_000000332052_00409_24511_3318.N1	07-NOV-2006 11:09:06	Bright	32.500	36	50Alp UMa	1.8000	6300.0	65	24511	No
95	GOM_NL__2PRFIN20061107_111044_000000332052_00409_24511_3319.N1	07-NOV-2006 11:10:44	Bright	32.500	82	48Bet UMa	2.3650	10600.	65	24511	No
96	GOM_NL__2PRFIN20061107_111434_000000332052_00409_24511_3320.N1	07-NOV-2006 11:14:34	Bright	33.000	174	52Psi UMa	3.0040	4400.0	66	24511	No
97	GOM_NL__2PRFIN20061107_112223_000000332052_00409_24511_3321.N1	07-NOV-2006 11:22:23	Bright	33.000	96	68Del Leo	2.5600	9300.0	66	24511	No
98	GOM_NL__2PRFIN20061107_114229_000000332052_00409_24511_3322.N1	07-NOV-2006 11:42:29	Dark	33.000	113	Mu Vel	2.6920	5000.0	66	24511	No
99	GOM_NL__2PRFIN20061107_114758_000000372052_00410_24512_3309.N1	07-NOV-2006 11:47:58	Dark	36.500	46	Del Vel	1.9540	10600.	73	24512	No
100	GOM_NL__2PRFIN20061107_114923_000000412052_00410_24512_3310.N1	07-NOV-2006 11:49:23	Dark	40.500	34	Gam2Vel	1.7930	23000.	81	24512	No
101	GOM_NL__2PRFIN20061107_115433_000000432052_00410_24512_3311.N1	07-NOV-2006 11:54:33	Dark	42.500	2	Alp Car	-0.73600	7000.0	85	24512	No

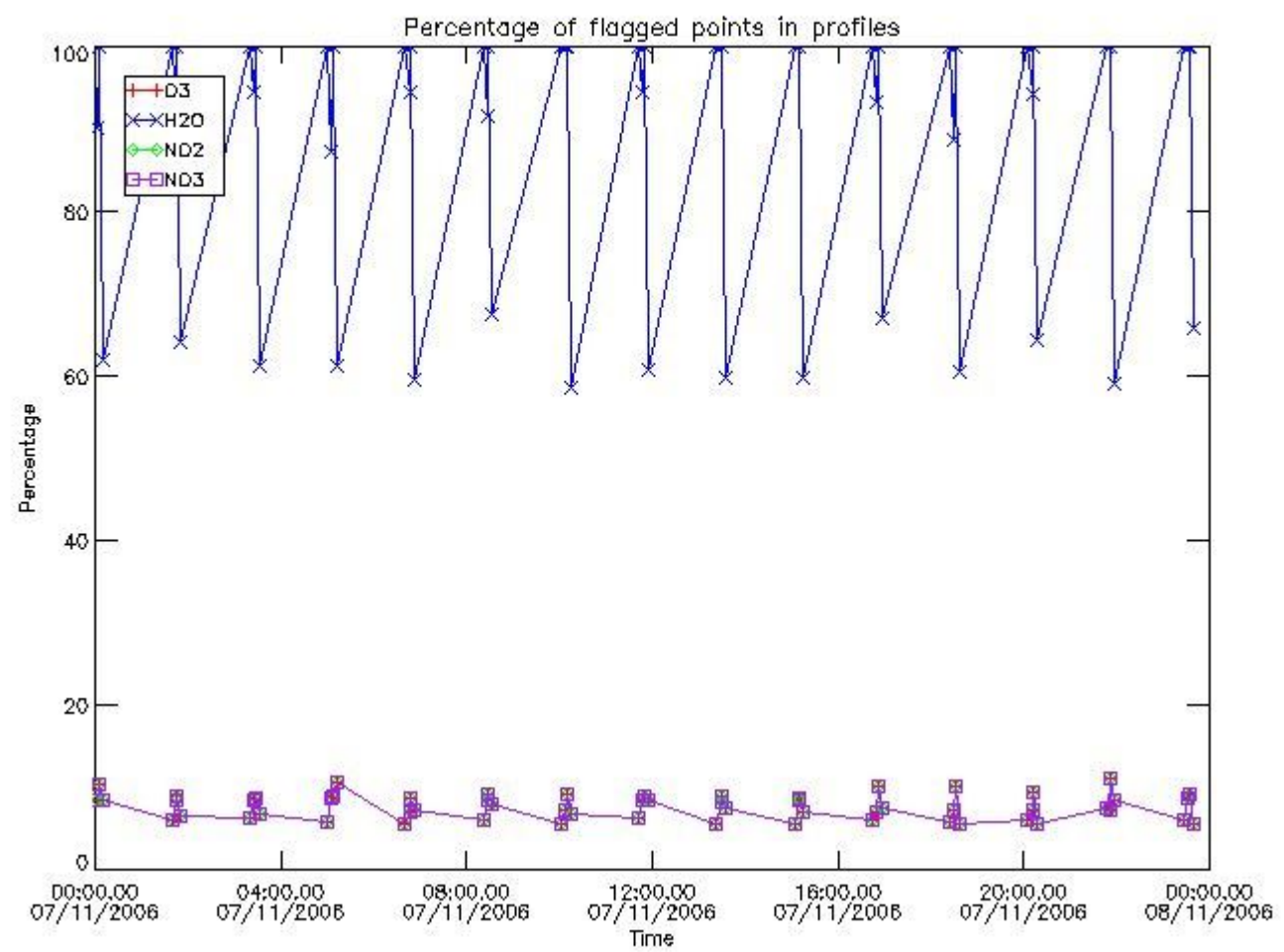
102	GOM_NL__2PRFIN20061107_120409_000000322052_00410_24512_3312.N1	07-NOV-2006 12:04:09	Straylight	32.000	157	The1Eri	2.9060	9300.0	64	24512	No
103	GOM_NL__2PRFIN20061107_122224_000000322052_00410_24512_3313.N1	07-NOV-2006 12:22:24	Bright	32.000	105	6Bet Ari	2.6450	8900.0	64	24512	No
104	GOM_NL__2PRFIN20061107_122637_000000322052_00410_24512_3314.N1	07-NOV-2006 12:26:37	Bright	31.500	173	4Bet Tri	3.0040	8900.0	63	24512	No
105	GOM_NL__2PRFIN20061107_122841_000000332052_00410_24512_3315.N1	07-NOV-2006 12:28:41	Bright	32.500	73	57Gam1And	2.2600	13100.	65	24512	No
106	GOM_NL__2PRFIN20061107_123255_000000342052_00410_24512_3316.N1	07-NOV-2006 12:32:55	Bright	33.500	160	23Gam Per	2.9300	4700.0	67	24512	No
107	GOM_NL__2PRFIN20061107_124942_000000332052_00410_24512_3317.N1	07-NOV-2006 12:49:42	Bright	32.500	36	50Alp UMa	1.8000	6300.0	65	24512	No
108	GOM_NL__2PRFIN20061107_125120_000000332052_00410_24512_3318.N1	07-NOV-2006 12:51:20	Bright	33.000	82	48Bet UMa	2.3650	10600.	66	24512	No
109	GOM_NL__2PRFIN20061107_125509_000000342052_00410_24512_3319.N1	07-NOV-2006 12:55:09	Bright	33.500	174	52Psi UMa	3.0040	4400.0	67	24512	No
110	GOM_NL__2PRFIN20061107_130259_000000352052_00410_24512_3320.N1	07-NOV-2006 13:02:59	Bright	35.000	96	68Del Leo	2.5600	9300.0	70	24512	No
111	GOM_NL__2PRFIN20061107_132305_000000372052_00410_24512_3321.N1	07-NOV-2006 13:23:05	Dark	37.000	113	Mu Vel	2.6920	5000.0	74	24512	No
112	GOM_NL__2PRFIN20061107_132834_000000372052_00411_24513_3309.N1	07-NOV-2006 13:28:34	Dark	37.000	46	Del Vel	1.9540	10600.	74	24513	No
113	GOM_NL__2PRFIN20061107_133000_000000412052_00411_24513_3310.N1	07-NOV-2006 13:30:00	Dark	40.500	34	Gam2Vel	1.7930	23000.	81	24513	No
114	GOM_NL__2PRFIN20061107_133509_000000422052_00411_24513_3311.N1	07-NOV-2006 13:35:09	Dark	41.500	2	Alp Car	-0.73600	7000.0	83	24513	No
115	GOM_NL__2PRFIN20061107_134445_000000352052_00411_24513_3312.N1	07-NOV-2006 13:44:45	Straylight	34.500	157	The1Eri	2.9060	9300.0	69	24513	No
116	GOM_NL__2PRFIN20061107_140300_000000322052_00411_24513_3313.N1	07-NOV-2006 14:03:00	Bright	31.500	105	6Bet Ari	2.6450	8900.0	63	24513	No
117	GOM_NL__2PRFIN20061107_140713_000000312052_00411_24513_3314.N1	07-NOV-2006 14:07:13	Bright	31.000	173	4Bet Tri	3.0040	8900.0	62	24513	No
118	GOM_NL__2PRFIN20061107_140916_000000322052_00411_24513_3315.N1	07-NOV-2006 14:09:16	Bright	32.000	73	57Gam1And	2.2600	13100.	64	24513	No
119	GOM_NL__2PRFIN20061107_141330_000000332052_00411_24513_3316.N1	07-NOV-2006 14:13:30	Bright	33.000	160	23Gam Per	2.9300	4700.0	66	24513	No
120	GOM_NL__2PRFIN20061107_142219_000000292052_00411_24513_3317.N1	07-NOV-2006 14:22:19	Bright	28.500	49	1Alp UMi	1.9900	6300.0	57	24513	No
121	GOM_NL__2PRFIN20061107_143018_000000332052_00411_24513_3318.N1	07-NOV-2006 14:30:18	Bright	32.500	36	50Alp UMa	1.8000	6300.0	65	24513	No
122	GOM_NL__2PRFIN20061107_143156_000000322052_00411_24513_3319.N1	07-NOV-2006 14:31:56	Bright	32.000	82	48Bet UMa	2.3650	10600.	64	24513	No
123	GOM_NL__2PRFIN20061107_143545_000000332052_00411_24513_3320.N1	07-NOV-2006 14:35:45	Bright	33.000	174	52Psi UMa	3.0040	4400.0	66	24513	No
124	GOM_NL__2PRFIN20061107_144335_000000362052_00411_24513_3321.N1	07-NOV-2006 14:43:35	Bright	35.500	96	68Del Leo	2.5600	9300.0	71	24513	No
125	GOM_NL__2PRFIN20061107_150342_000000382052_00411_24513_3322.N1	07-NOV-2006 15:03:42	Dark	38.000	113	Mu Vel	2.6920	5000.0	76	24513	No
126	GOM_NL__2PRFIN20061107_150911_000000362052_00412_24514_3309.N1	07-NOV-2006 15:09:11	Dark	36.000	46	Del Vel	1.9540	10600.	72	24514	No
127	GOM_NL__2PRFIN20061107_151037_000000422052_00412_24514_3310.N1	07-NOV-2006 15:10:37	Dark	41.500	34	Gam2Vel	1.7930	23000.	83	24514	No
128	GOM_NL__2PRFIN20061107_151546_000000442052_00412_24514_3311.N1	07-NOV-2006 15:15:46	Dark	44.000	2	Alp Car	-0.73600	7000.0	88	24514	No
129	GOM_NL__2PRFIN20061107_152522_000000352052_00412_24514_3312.N1	07-NOV-2006 15:25:22	Straylight	34.500	157	The1Eri	2.9060	9300.0	69	24514	No
130	GOM_NL__2PRFIN20061107_154335_000000322052_00412_24514_3313.N1	07-NOV-2006 15:43:35	Bright	32.000	105	6Bet Ari	2.6450	8900.0	64	24514	No
131	GOM_NL__2PRFIN20061107_154749_000000322052_00412_24514_3314.N1	07-NOV-2006 15:47:49	Bright	31.500	173	4Bet Tri	3.0040	8900.0	63	24514	No
132	GOM_NL__2PRFIN20061107_154952_000000322052_00412_24514_3315.N1	07-NOV-2006 15:49:52	Bright	31.500	73	57Gam1And	2.2600	13100.	63	24514	No
133	GOM_NL__2PRFIN20061107_155406_000000332052_00412_24514_3316.N1	07-NOV-2006 15:54:06	Bright	33.000	160	23Gam Per	2.9300	4700.0	66	24514	No
134	GOM_NL__2PRFIN20061107_160255_000000312052_00412_24514_3317.N1	07-NOV-2006 16:02:55	Bright	30.500	49	1Alp UMi	1.9900	6300.0	61	24514	No
135	GOM_NL__2PRFIN20061107_161054_000000412052_00412_24514_3318.N1	07-NOV-2006 16:10:54	Bright	40.500	36	50Alp UMa	1.8000	6300.0	81	24514	No
136	GOM_NL__2PRFIN20061107_161231_000000342052_00412_24514_3319.N1	07-NOV-2006 16:12:31	Bright	33.500	82	48Bet UMa	2.3650	10600.	67	24514	No
137	GOM_NL__2PRFIN20061107_161621_000000532052_00412_24514_3320.N1	07-NOV-2006 16:16:21	Bright	53.000	174	52Psi UMa	3.0040	4400.0	106	24514	No
138	GOM_NL__2PRFIN20061107_162411_000000372052_00412_24514_3321.N1	07-NOV-2006 16:24:11	Bright	36.500	96	68Del Leo	2.5600	9300.0	73	24514	No
139	GOM_NL__2PRFIN20061107_164418_000000352052_00412_24514_3322.N1	07-NOV-2006 16:44:18	Dark	34.500	113	Mu Vel	2.6920	5000.0	69	24514	No
140	GOM_NL__2PRFIN20061107_164948_000000372052_00413_24515_3309.N1	07-NOV-2006 16:49:48	Dark	37.000	46	Del Vel	1.9540	10600.	74	24515	No
141	GOM_NL__2PRFIN20061107_165114_000000402052_00413_24515_3310.N1	07-NOV-2006 16:51:14	Dark	40.000	34	Gam2Vel	1.7930	23000.	80	24515	No
142	GOM_NL__2PRFIN20061107_165623_000000422052_00413_24515_3311.N1	07-NOV-2006 16:56:23	Dark	41.500	2	Alp Car	-0.73600	7000.0	83	24515	No
143	GOM_NL__2PRFIN20061107_170558_000000332052_00413_24515_3312.N1	07-NOV-2006 17:05:58	Straylight	32.500	157	The1Eri	2.9060	9300.0	65	24515	No
144	GOM_NL__2PRFIN20061107_172411_000000312052_00413_24515_3313.N1	07-NOV-2006 17:24:11	Bright	30.500	105	6Bet Ari	2.6450	8900.0	61	24515	No
145	GOM_NL__2PRFIN20061107_172825_000000312052_00413_24515_3314.N1	07-NOV-2006 17:28:25	Bright	30.500	173	4Bet Tri	3.0040	8900.0	61	24515	No
146	GOM_NL__2PRFIN20061107_173028_000000302052_00413_24515_3315.N1	07-NOV-2006 17:30:28	Bright	30.000	73	57Gam1And	2.2600	13100.	60	24515	No
147	GOM_NL__2PRFIN20061107_173441_000000342052_00413_24515_3316.N1	07-NOV-2006 17:34:41	Bright	33.500	160	23Gam Per	2.9300	4700.0	67	24515	No
148	GOM_NL__2PRFIN20061107_174331_000000312052_00413_24515_3317.N1	07-NOV-2006 17:43:31	Bright	30.500	49	1Alp UMi	1.9900	6300.0	61	24515	No
149	GOM_NL__2PRFIN20061107_175130_000000352052_00413_24515_3318.N1	07-NOV-2006 17:51:30	Bright	34.500	36	50Alp UMa	1.8000	6300.0	69	24515	No
150	GOM_NL__2PRFIN20061107_175307_000000472052_00413_24515_3319.N1	07-NOV-2006 17:53:07	Bright	47.000	82	48Bet UMa	2.3650	10600.	94	24515	No
151	GOM_NL__2PRFIN20061107_175657_000000492052_00413_24515_3320.N1	07-NOV-2006 17:56:57	Bright	48.500	174	52Psi UMa	3.0040	4400.0	97	24515	No
152	GOM_NL__2PRFIN20061107_180447_000000472052_00413_24515_3321.N1	07-NOV-2006 18:04:47	Bright	46.500	96	68Del Leo	2.5600	9300.0	93	24515	No
153	GOM_NL__2PRFIN20061107_182455_000000362052_00413_24515_3322.N1	07-NOV-2006 18:24:55	Dark	35.500	113	Mu Vel	2.6920	5000.0	71	24515	No
154	GOM_NL__2PRFIN20061107_183025_000000362052_00414_24516_3309.N1	07-NOV-2006 18:30:25	Dark	35.500	46	Del Vel	1.9540	10600.	71	24516	No
155	GOM_NL__2PRFIN20061107_183151_000000412052_00414_24516_3310.N1	07-NOV-2006 18:31:51	Dark	40.500	34	Gam2Vel	1.7930	23000.	81	24516	No
156	GOM_NL__2PRFIN20061107_183659_000000562052_00414_24516_3311.N1	07-NOV-2006 18:36:59	Dark	55.500	2	Alp Car	-0.73600	7000.0	111	24516	No
157	GOM_NL__2PRFIN20061107_184634_000000352052_00414_24516_3312.N1	07-NOV-2006 18:46:34	Straylight	34.500	157	The1Eri	2.9060	9300.0	69	24516	No
158	GOM_NL__2PRFIN20061107_190447_000000322052_00414_24516_3313.N1	07-NOV-2006 19:04:47	Bright	31.500	105	6Bet Ari	2.6450	8900.0	63	24516	No
159	GOM_NL__2PRFIN20061107_190900_000000312052_00414_24516_3314.N1	07-NOV-2006 19:09:00	Bright	30.500	173	4Bet Tri	3.0040	8900.0	61	24516	No
160	GOM_NL__2PRFIN20061107_191104_000000322052_00414_24516_3315.N1	07-NOV-2006 19:11:04	Bright	31.500	73	57Gam1And	2.2600	13100.	63	24516	No

161	GOM_NL__2PRFIN20061107_191517_000000342052_00414_24516_3316.N1	07-NOV-2006 19:15:17	Bright	34.000	160	23Gam Per	2.9300	4700.0	68	24516	No
162	GOM_NL__2PRFIN20061107_192407_000000312052_00414_24516_3317.N1	07-NOV-2006 19:24:07	Bright	31.000	49	1Alp UMi	1.9900	6300.0	62	24516	No
163	GOM_NL__2PRFIN20061107_193205_000000332052_00414_24516_3318.N1	07-NOV-2006 19:32:05	Bright	33.000	36	50Alp UMa	1.8000	6300.0	66	24516	No
164	GOM_NL__2PRFIN20061107_193343_000000352052_00414_24516_3319.N1	07-NOV-2006 19:33:43	Bright	34.500	82	48Bet UMa	2.3650	10600.	69	24516	No
165	GOM_NL__2PRFIN20061107_193733_000000322052_00414_24516_3320.N1	07-NOV-2006 19:37:33	Bright	32.000	174	52Psi UMa	3.0040	4400.0	64	24516	No
166	GOM_NL__2PRFIN20061107_194524_000000362052_00414_24516_3321.N1	07-NOV-2006 19:45:24	Bright	36.000	96	68Del Leo	2.5600	9300.0	72	24516	No
167	GOM_NL__2PRFIN20061107_200531_000000342052_00414_24516_3322.N1	07-NOV-2006 20:05:31	Dark	34.000	113	Mu Vel	2.6920	5000.0	68	24516	No
168	GOM_NL__2PRFIN20061107_201101_000000352052_00415_24517_3309.N1	07-NOV-2006 20:11:01	Dark	35.000	46	Del Vel	1.9540	10600.	70	24517	No
169	GOM_NL__2PRFIN20061107_201228_000000392052_00415_24517_3310.N1	07-NOV-2006 20:12:28	Dark	38.500	34	Gam2Vel	1.7930	23000.	77	24517	No
170	GOM_NL__2PRFIN20061107_201736_000000552052_00415_24517_3311.N1	07-NOV-2006 20:17:36	Dark	54.500	2	Alp Car	-0.73600	7000.0	109	24517	No
171	GOM_NL__2PRFIN20061107_202711_000000332052_00415_24517_3312.N1	07-NOV-2006 20:27:11	Straylight	33.000	157	The1Eri	2.9060	9300.0	66	24517	No
172	GOM_NL__2PRFIN20061107_204523_000000322052_00415_24517_3313.N1	07-NOV-2006 20:45:23	Bright	31.500	105	6Bet Ari	2.6450	8900.0	63	24517	No
173	GOM_NL__2PRFIN20061107_204936_000000322052_00415_24517_3314.N1	07-NOV-2006 20:49:36	Bright	31.500	173	4Bet Tri	3.0040	8900.0	63	24517	No
174	GOM_NL__2PRFIN20061107_205140_000000322052_00415_24517_3315.N1	07-NOV-2006 20:51:40	Bright	32.000	73	57Gam1And	2.2600	13100.	64	24517	No
175	GOM_NL__2PRFIN20061107_205552_000000322052_00415_24517_3316.N1	07-NOV-2006 20:55:52	Bright	31.500	160	23Gam Per	2.9300	4700.0	63	24517	No
176	GOM_NL__2PRFIN20061107_210443_000000312052_00415_24517_3317.N1	07-NOV-2006 21:04:43	Bright	30.500	49	1Alp UMi	1.9900	6300.0	61	24517	No
177	GOM_NL__2PRFIN20061107_211241_000000312052_00415_24517_3318.N1	07-NOV-2006 21:12:41	Bright	31.000	36	50Alp UMa	1.8000	6300.0	62	24517	No
178	GOM_NL__2PRFIN20061107_211419_000000332052_00415_24517_3319.N1	07-NOV-2006 21:14:19	Bright	33.000	82	48Bet UMa	2.3650	10600.	66	24517	No
179	GOM_NL__2PRFIN20061107_211809_000000352052_00415_24517_3320.N1	07-NOV-2006 21:18:09	Bright	35.000	174	52Psi UMa	3.0040	4400.0	70	24517	No
180	GOM_NL__2PRFIN20061107_212600_000000402052_00415_24517_3321.N1	07-NOV-2006 21:26:00	Bright	40.000	96	68Del Leo	2.5600	9300.0	80	24517	No
181	GOM_NL__2PRFIN20061107_214607_000000352052_00415_24517_3322.N1	07-NOV-2006 21:46:07	Dark	34.500	113	Mu Vel	2.6920	5000.0	69	24517	No
182	GOM_NL__2PRFIN20061107_215138_000000362052_00416_24518_3309.N1	07-NOV-2006 21:51:38	Dark	36.000	46	Del Vel	1.9540	10600.	72	24518	No
183	GOM_NL__2PRFIN20061107_215304_000000412052_00416_24518_3310.N1	07-NOV-2006 21:53:04	Dark	41.000	34	Gam2Vel	1.7930	23000.	82	24518	No
184	GOM_NL__2PRFIN20061107_215813_000000422052_00416_24518_3311.N1	07-NOV-2006 21:58:13	Dark	41.500	2	Alp Car	-0.73600	7000.0	83	24518	No
185	GOM_NL__2PRFIN20061107_220746_000000342052_00416_24518_3312.N1	07-NOV-2006 22:07:46	Straylight	34.000	157	The1Eri	2.9060	9300.0	68	24518	No
186	GOM_NL__2PRFIN20061107_222559_000000312052_00416_24518_3313.N1	07-NOV-2006 22:25:59	Bright	31.000	105	6Bet Ari	2.6450	8900.0	62	24518	No
187	GOM_NL__2PRFIN20061107_223012_000000312052_00416_24518_3314.N1	07-NOV-2006 22:30:12	Bright	30.500	173	4Bet Tri	3.0040	8900.0	61	24518	No
188	GOM_NL__2PRFIN20061107_223215_000000302052_00416_24518_3315.N1	07-NOV-2006 22:32:15	Bright	30.000	73	57Gam1And	2.2600	13100.	60	24518	No
189	GOM_NL__2PRFIN20061107_223628_000000332052_00416_24518_3316.N1	07-NOV-2006 22:36:28	Bright	32.500	160	23Gam Per	2.9300	4700.0	65	24518	No
190	GOM_NL__2PRFIN20061107_224519_000000302052_00416_24518_3317.N1	07-NOV-2006 22:45:19	Bright	29.500	49	1Alp UMi	1.9900	6300.0	59	24518	No
191	GOM_NL__2PRFIN20061107_225317_000000342052_00416_24518_3318.N1	07-NOV-2006 22:53:17	Bright	34.000	36	50Alp UMa	1.8000	6300.0	68	24518	No
192	GOM_NL__2PRFIN20061107_225455_000000352052_00416_24518_3319.N1	07-NOV-2006 22:54:55	Bright	35.000	82	48Bet UMa	2.3650	10600.	70	24518	No
193	GOM_NL__2PRFIN20061107_225845_000000352052_00416_24518_3320.N1	07-NOV-2006 22:58:45	Bright	34.500	174	52Psi UMa	3.0040	4400.0	69	24518	No
194	GOM_NL__2PRFIN20061107_230636_000000352052_00416_24518_3321.N1	07-NOV-2006 23:06:36	Bright	34.500	96	68Del Leo	2.5600	9300.0	69	24518	No
195	GOM_NL__2PRFIN20061107_232644_000000352052_00416_24518_3322.N1	07-NOV-2006 23:26:44	Dark	34.500	113	Mu Vel	2.6920	5000.0	69	24518	No
196	GOM_NL__2PRFIN20061107_233214_000000352052_00417_24519_3309.N1	07-NOV-2006 23:32:14	Dark	35.000	46	Del Vel	1.9540	10600.	70	24519	No
197	GOM_NL__2PRFIN20061107_233341_000000392052_00417_24519_3310.N1	07-NOV-2006 23:33:41	Dark	39.000	34	Gam2Vel	1.7930	23000.	78	24519	No
198	GOM_NL__2PRFIN20061107_233849_000000552052_00417_24519_3311.N1	07-NOV-2006 23:38:49	Dark	54.500	2	Alp Car	-0.73600	7000.0	109	24519	No
199	GOM_NL__2PRFIN20061107_234822_000000352052_00417_24519_3312.N1	07-NOV-2006 23:48:22	Straylight	34.500	157	The1Eri	2.9060	9300.0	69	24519	No

3. Quality information per product


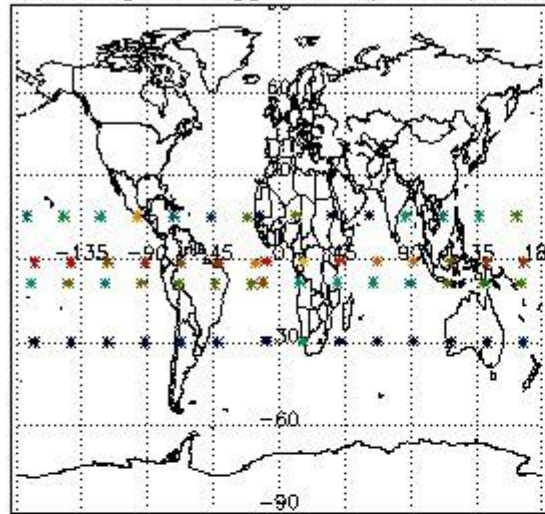
In this section it is plotted some information contained in the Quality Summary data set of the level 2 products. Only products in dark limb conditions and without errors (error flag in the MPH set to "0") are used.

3.1 Plot quality information per product (time dependant)

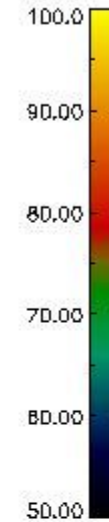
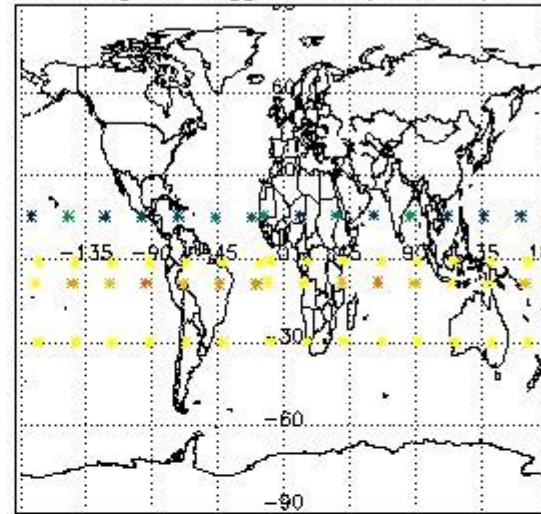


3.2 Plot quality information per product (world map)

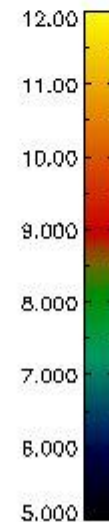
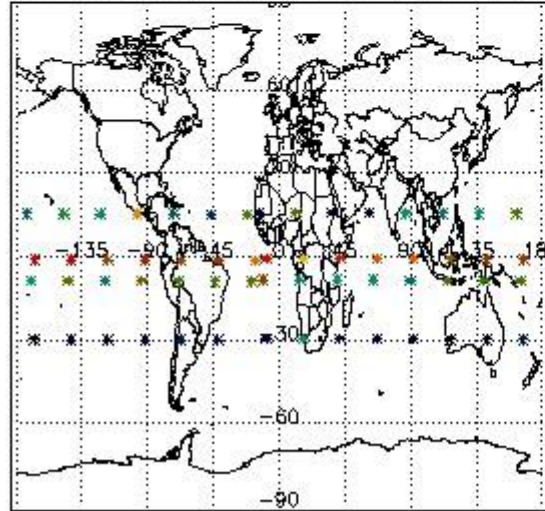
Percentage of flagged data per O3 profile



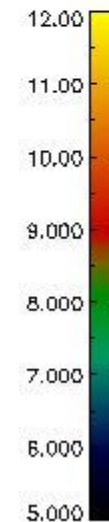
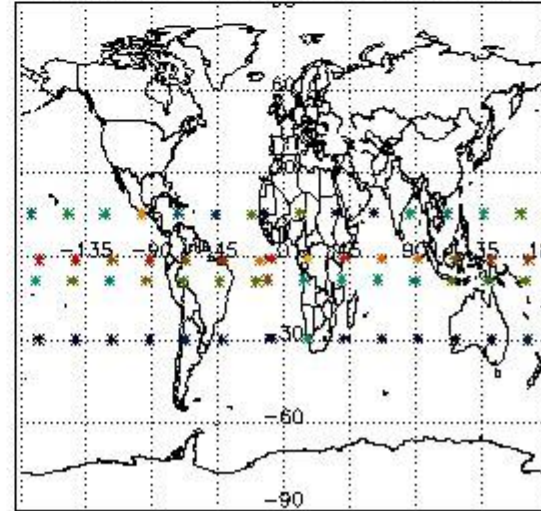
Percentage of flagged data per H2O profile



Percentage of flagged data per NO2 profile



Percentage of flagged data per NO3 profile

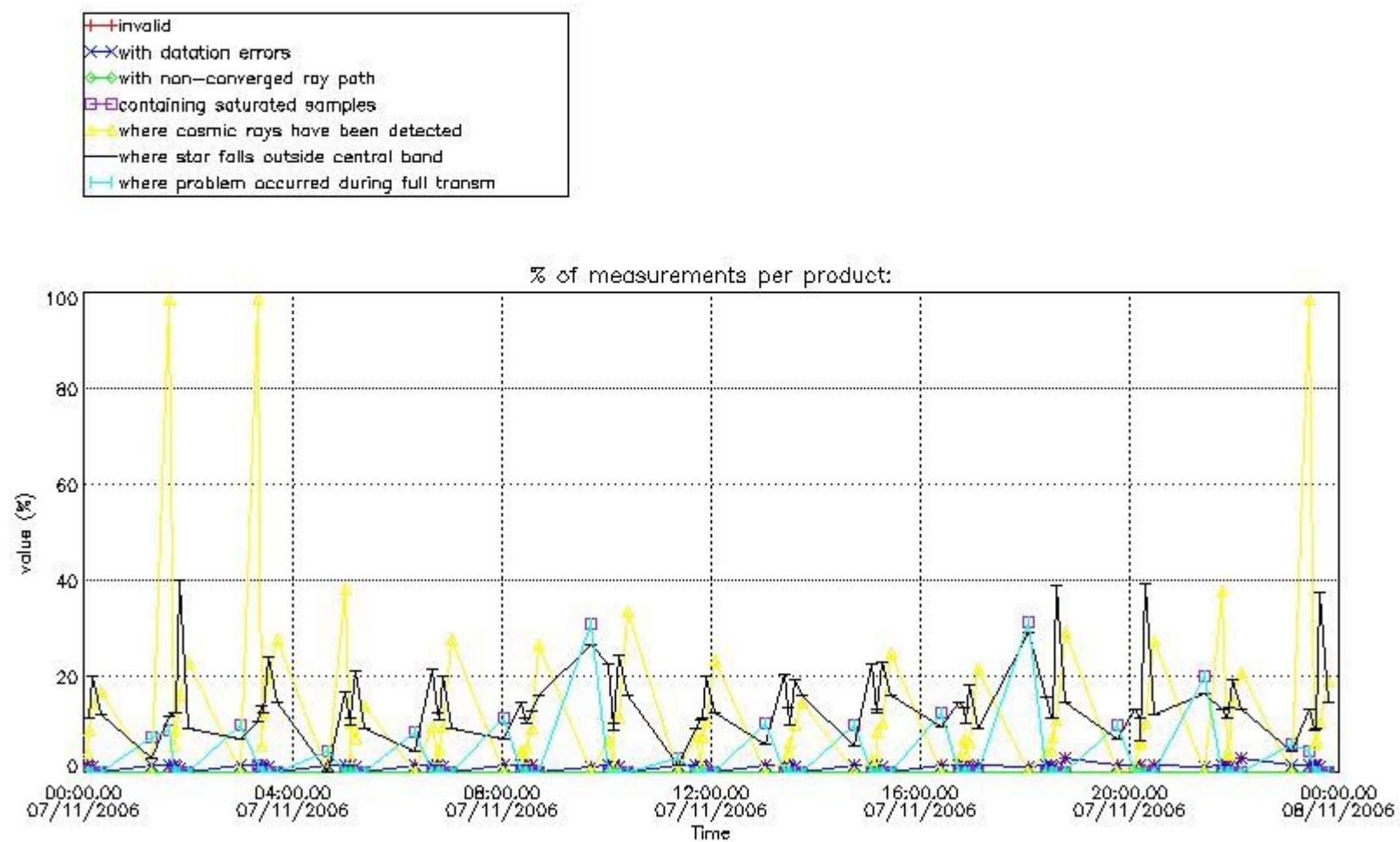


4. Level 1 quality information per product

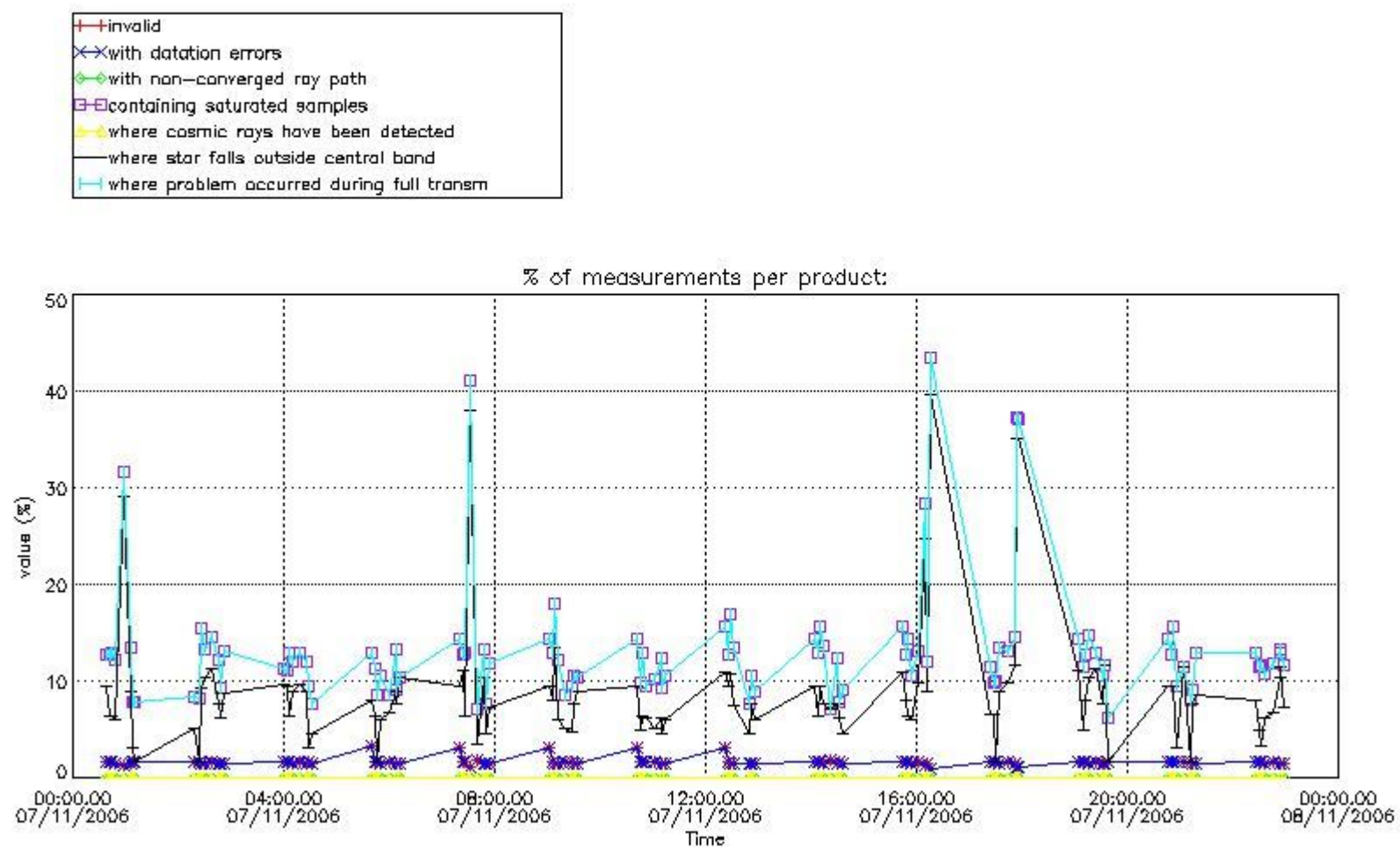
In this section it is plotted some information contained in the Quality Summary data set of the level 2 products that comes from the level 1b processing. Products without errors (error flag in the MPH set to "0") are used.

4.1 Plot quality information per product (time dependant) coming from level 1b processing

4.1.1 Plot level 1 quality information per product (time dependant): ENVISAT ASCENDING passes



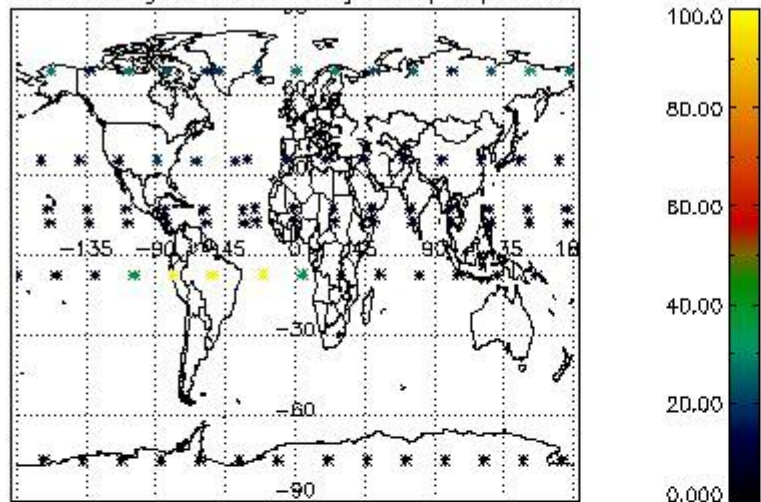
4.1.2 Plot level 1 quality information per product (time dependant): ENVI SAT DESCENDING passes



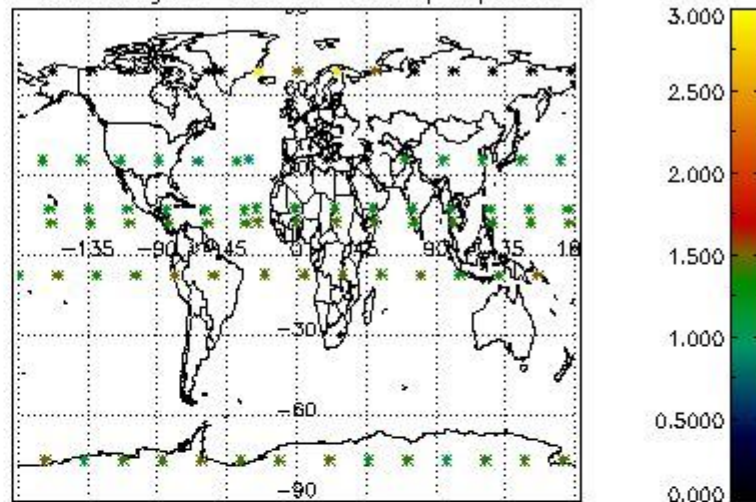
4.2 Plot quality information per product coming from level 1b processing (world map)

4.2.1 Plot level 1 quality information per product (world map): ENVISAT ASCENDING passes

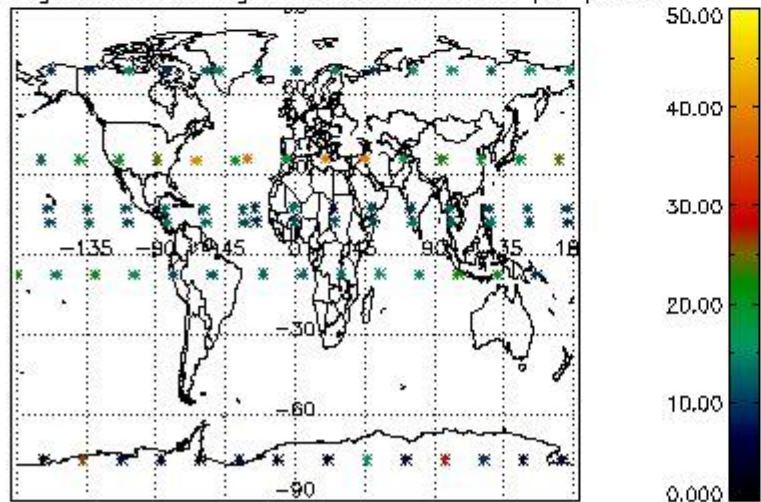
Percentage of cosmic ray hits per profile



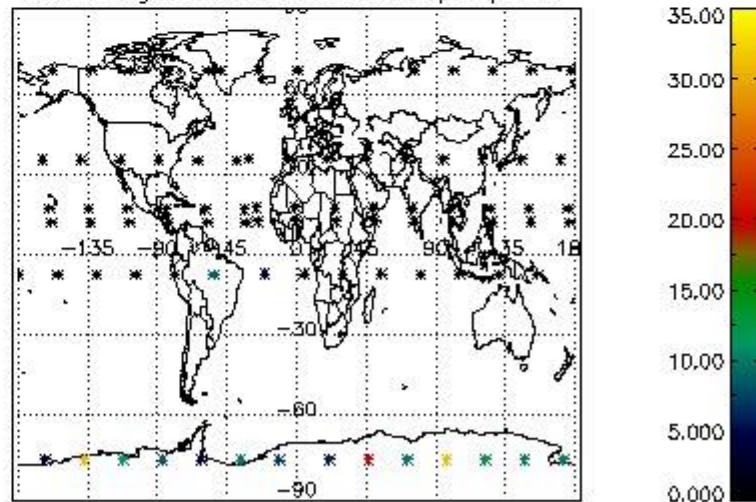
Percentage of datation errors per profile



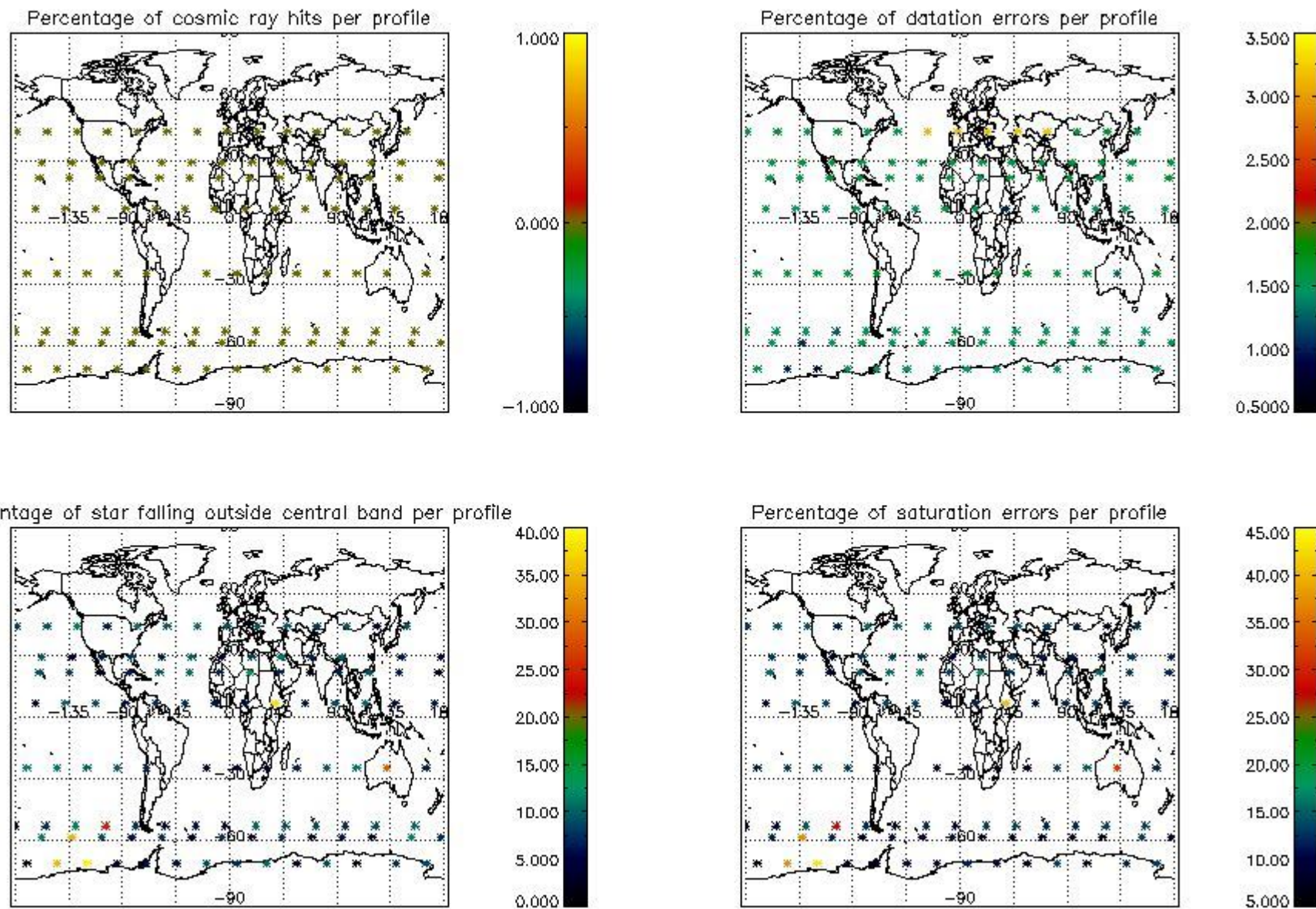
Percentage of star falling outside central band per profile



Percentage of saturation errors per profile



4.2.2 Plot level 1 quality information per product (world map): ENVISAT DESCENDING passes



5. Trace gas profiles

5.1 Ozone statistics based on quality of products

The final quality of the products can be "measured" using the STD (Standard Deviation) attached to every point profile. This information is written to the parameter GOM_NL__2P/NL_LOCAL_SPECIES_DENSITY/o3_std of the level 2 products. The table below shows the statistics for given STD ranges.

The statistics are given with respect to the overall valid production:

- Products without fatal errors: GOM_NL__2P/MPH/PRODUCT_ERR=0
- Valid point profile: GOM_NL__2P/NL_LOCAL_SPECIES_DENSITY/pcd(0)=0

The 'Criteria' is applied to valid points of dark limb products:

- Products in dark limb illumination condition: GOM_NL__2P/NL_SUMMARY_QUALITY/obs_ill_cond=0
- Products without fatal errors: GOM_NL__2P/MPH/PRODUCT_ERR=0
- Valid point profile: GOM_NL__2P/NL_LOCAL_SPECIES_DENSITY/pcd(0)=0

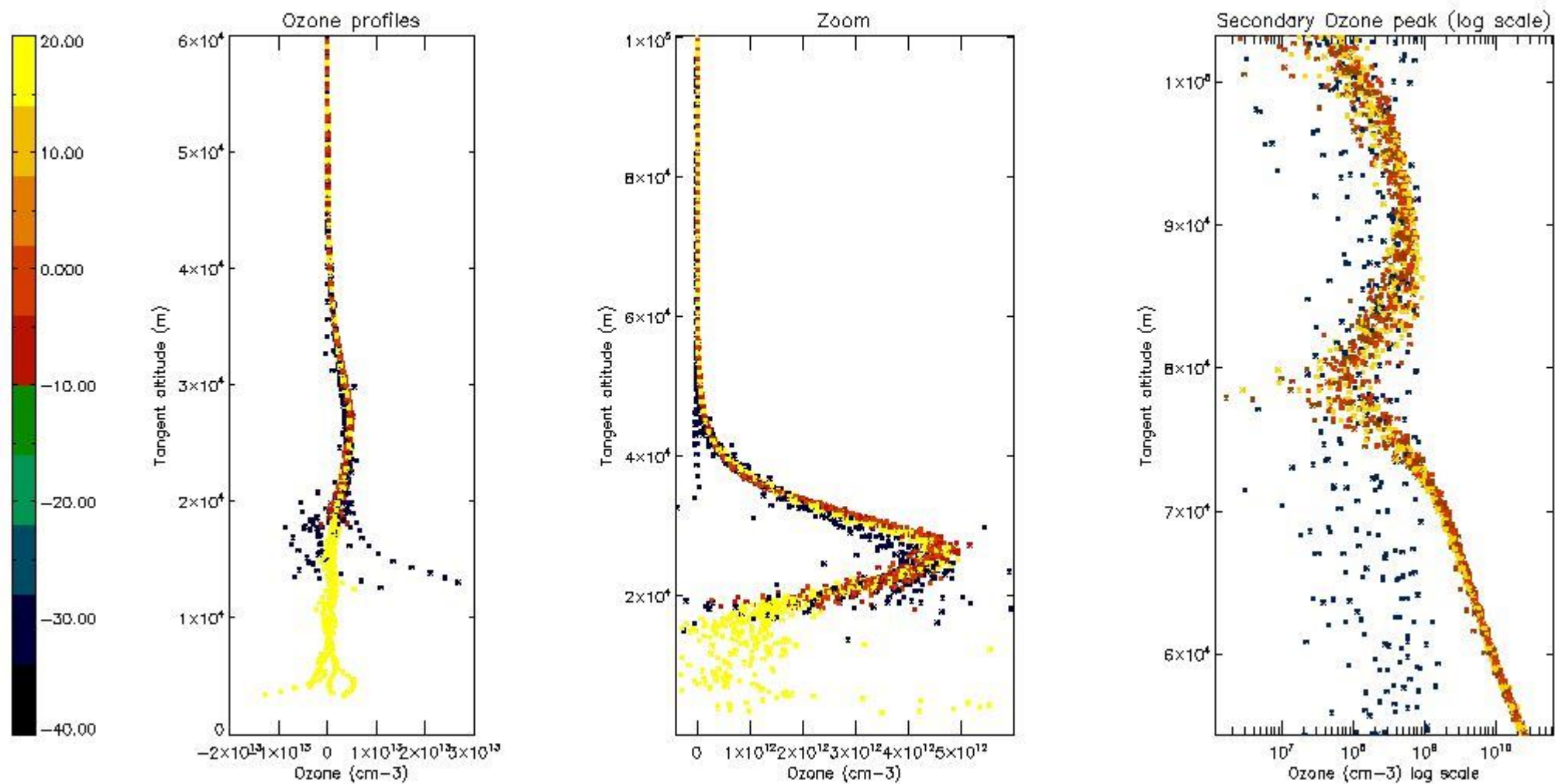
So, the table below shows the percentage of dark limb and valid observations for each criteria with respect to the overall valid daily observations.

Criteria	% of total production
All STD	34
STD < 20	24

STD < 10	19
STD < 5	16

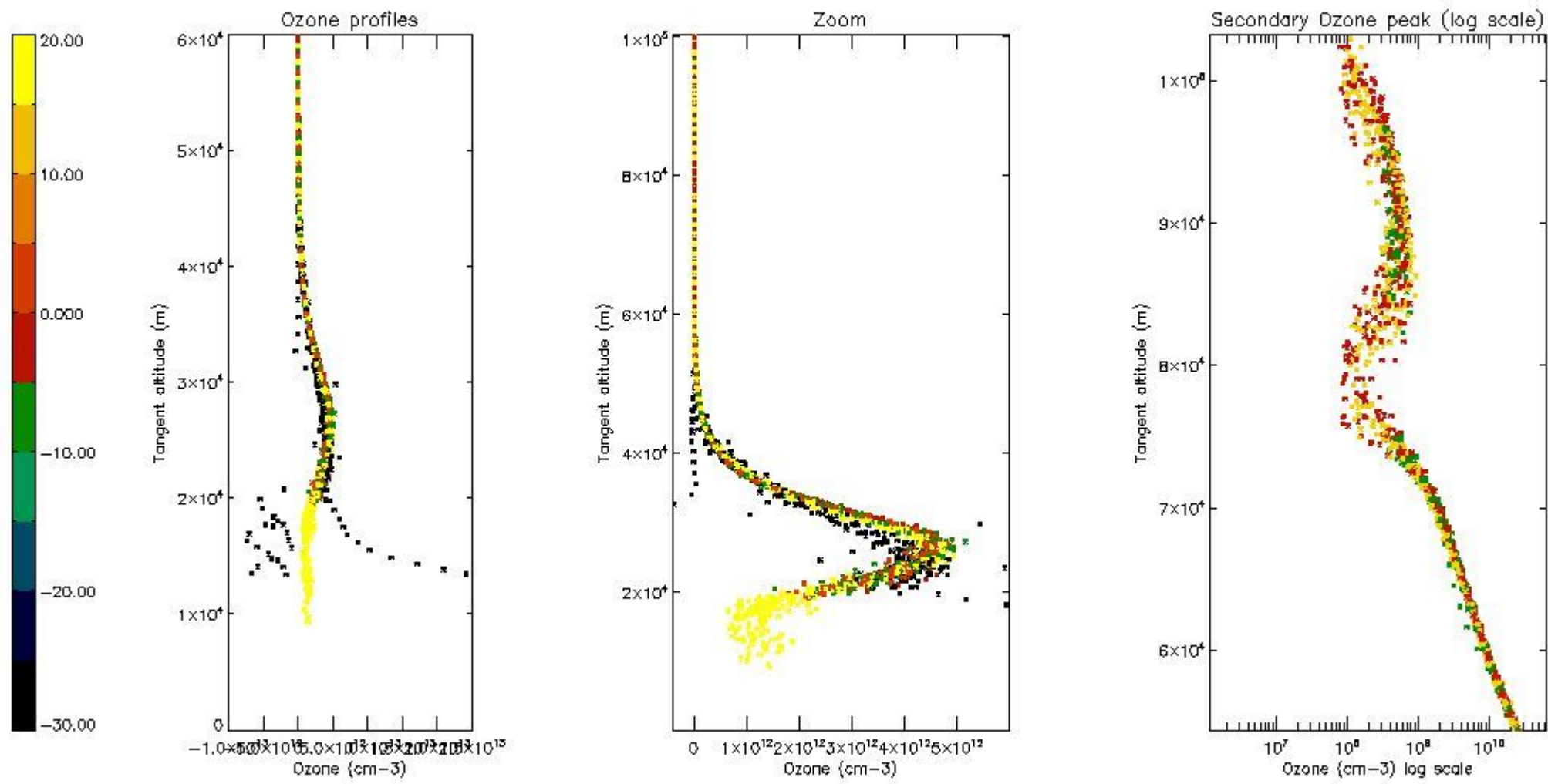
5.2 Plot ozone profiles for all STD (dark without errors)

The colorbar represents the latitude.



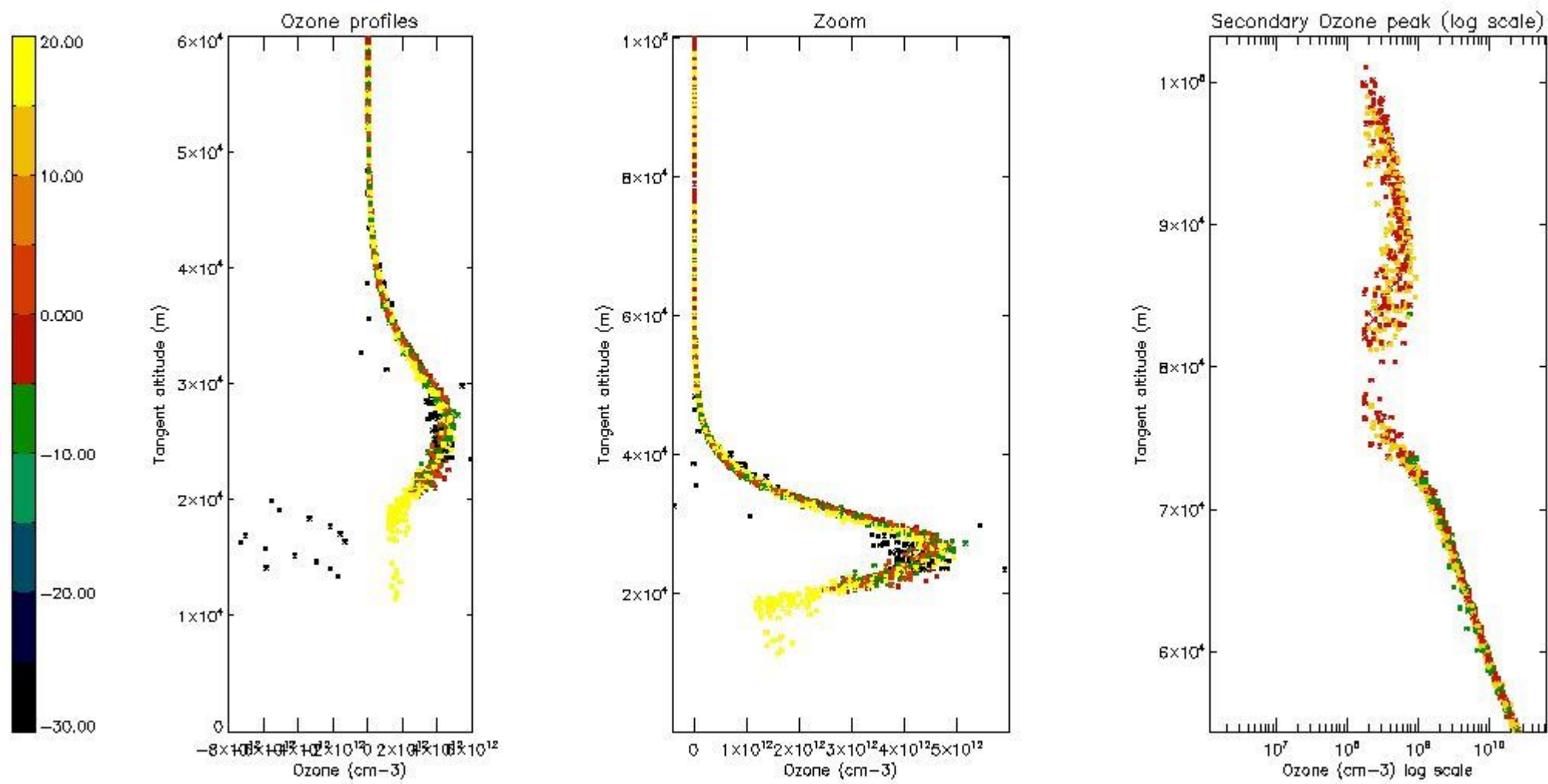
5.3 Plot ozone profiles where STD < 20% (dark without errors)

The colorbar represents the latitude.



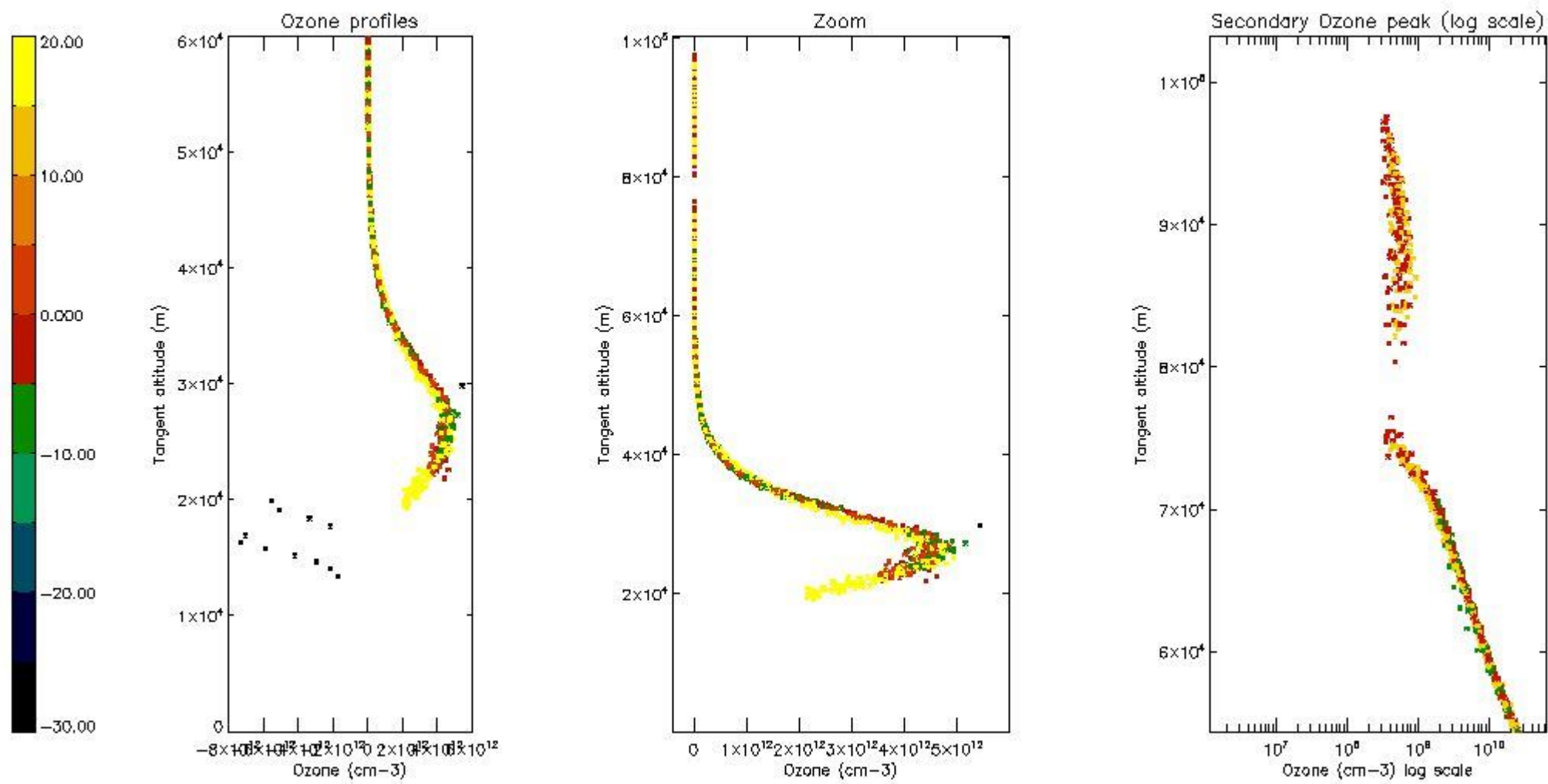
5.4 Plot ozone profiles where $STD < 10\%$ (dark without errors)

The colorbar represents the latitude.



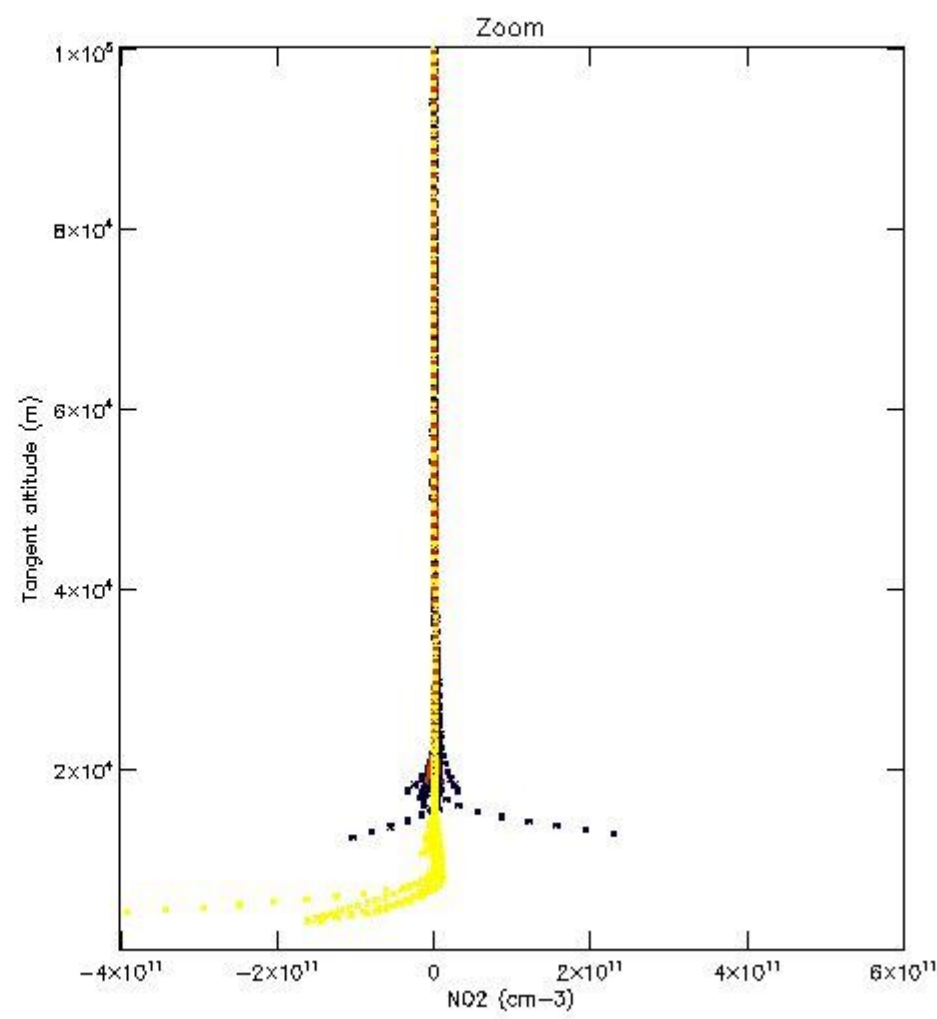
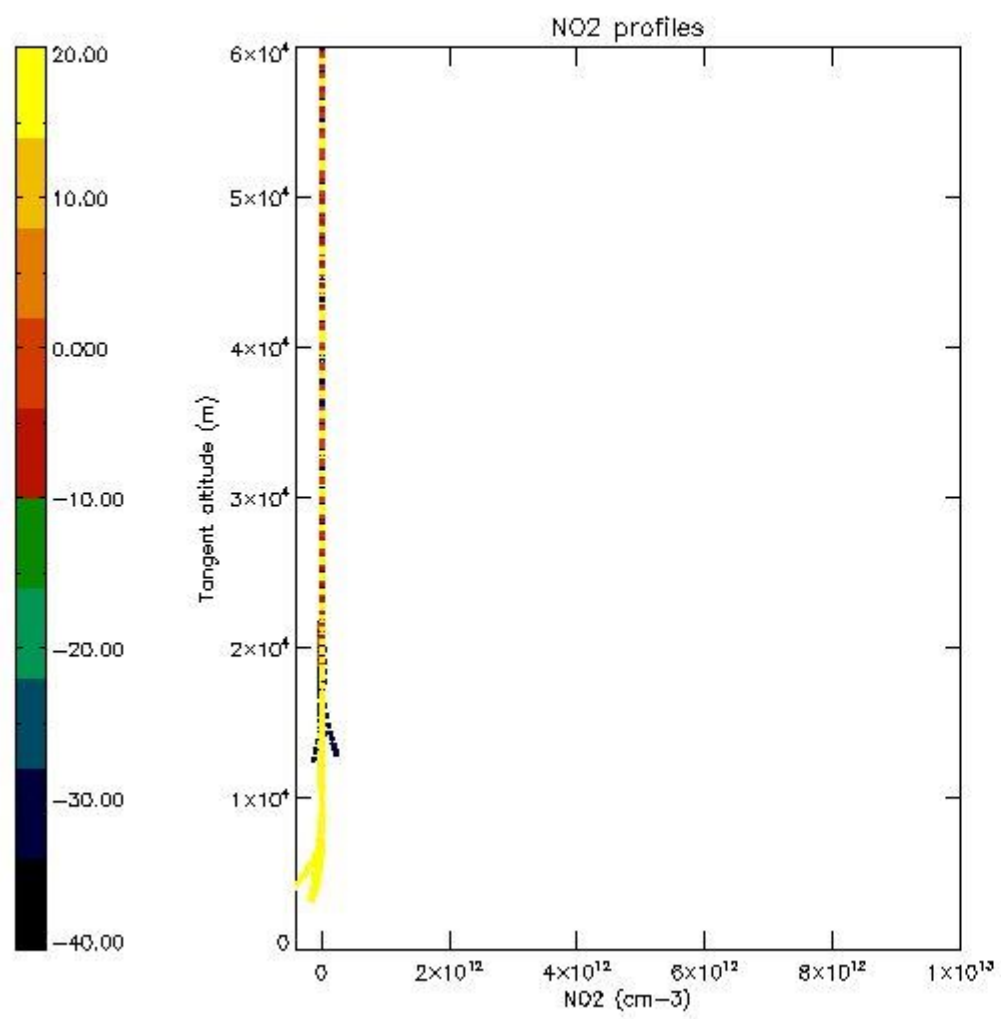
5.5 Plot ozone profiles where STD < 5% (dark without errors)

The colorbar represents the latitude.



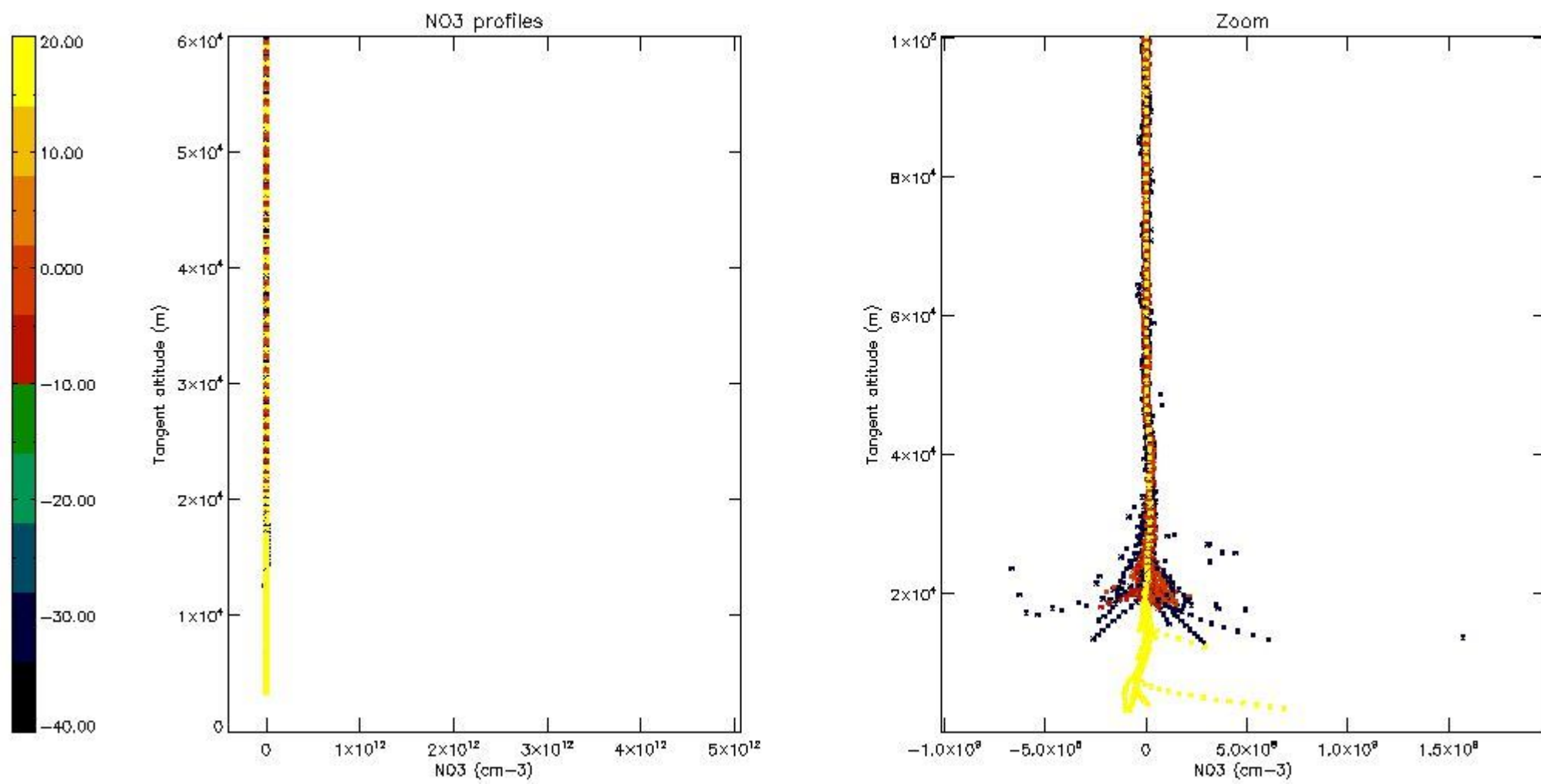
5.6 Plot NO₂ profiles for all STD (dark without errors)

The colorbar represents the latitude.



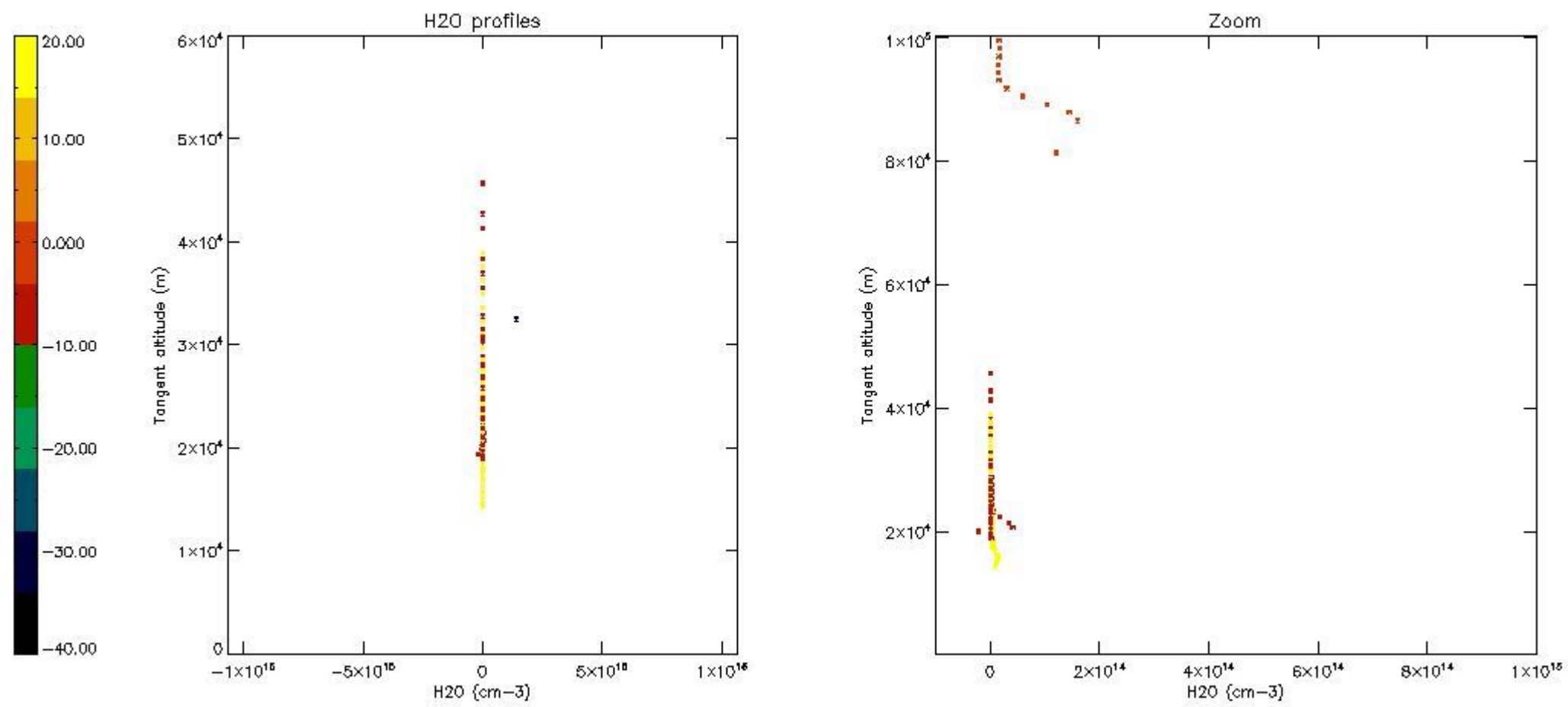
5.7 Plot NO3 profiles for all STD (dark without errors)

The colorbar represents the latitude.



5.8 Plot H₂O profiles for all STD (only for occultations of stars 1,2,3,4,13,14,16,26,63 dark without errors)

The colorbar represents the latitude.



6. Auxiliary Data Files used for the production reported in section 2

The number reported in the third column indicates since which file (see list in section 2) the corresponding auxiliary file has been used. The fourth column is the date of those product files.

Type	Auxiliary Filename	Used since product	Used since product date
INST_PHYS_CHARACTERISTICS	GOM_INS_AXVIEC20091111_143220_20030716_120000_20500101_000000	1	07-NOV-2006 00:03:41
LEVEL-2_PROC_CONFIG	GOM_PR2_AXVIEC20091111_152718_20020301_000000_20500101_000000	1	07-NOV-2006 00:03:41
CROSS_SECTIONS_FILE	GOM_CRS_AXVIEC20091111_154832_20020301_000000_20500101_000000	1	07-NOV-2006 00:03:41

GOMOS Level 2 Daily Report

SUMMARY

[1. General Info](#)

[2. Summary of processed GOM_NL_2P products](#)

[3. Level 2 Quality information per product](#)

[3.1 Plot of level 2 quality information per product \(time dependant\)](#)

[3.2 Plot of level 2 quality information per product \(world map\)](#)

[4. Level 1 Quality information per product \(stored on level 2 products\)](#)

[4.1 Plot of level 1 quality information per product \(time dependant\)](#)

[4.1.1 Plot of level 1 quality information per product \(time dependant\): ASCENDING](#)

[4.1.2 Plot of level 1 quality information per product \(time dependant\): DESCENDING](#)

[4.2 Plot of level 1 quality information per product \(world map\)](#)

[4.2.1 Plot of level 1 quality information per product \(world map\): ASCENDING](#)

[4.2.2 Plot of level 1 quality information per product \(world map\): DESCENDING](#)

[5. Ozone profiles based on quality statistics and other trace gas profiles](#)

[5.1 Ozone statistics based on quality of products](#)

[5.2 Plot ozone profiles for all STD \(dark without errors\)](#)

[5.3 Plot ozone profiles where STD < 20% \(dark without errors\)](#)

[5.4. Plot ozone profiles where STD < 10% \(dark without errors\)](#)

[5.5. Plot ozone profiles where STD < 5% \(dark without errors\)](#)

[5.6 Plot NO2 profiles for all STD \(dark without errors\)](#)

[5.7 Plot NO3 profiles for all STD \(dark without errors\)](#)

[5.8 Plot H2O profiles \(only for occultations of stars 1,2,3,4,13,14,16,26,63 dark without errors\) for all STD](#)

[6. Auxiliary Data Files used for the production reported in section 2](#)

This report presents the daily analysis on parameters extracted from GOMOS level 2 data (GOM_NL__2P). It is intended to monitor some important parameters that will impact the quality of these products. A list of level 2 products (and content) that have arrived during the reporting day to the PCF is also given.

Item	Value
Time of report generation	24APR2013 05:38:07
Data source version	GOMOS/6.01
Start time of products	07-11-2006 (07NOV2006 00:00:00)
Stop time of products	08-11-2006 (08NOV2006 00:00:00)
Store outputs in DB	Yes
Nb of level 2 prods	199
Nb of prods with errors	0

2. Summary of processed GOM_NL__2P products.

Nr	Filename	UTC Start time	Limb	Duration	Star Id	Star Name	Star Mag	Star Temp	Nb Meas	Orbit	Prod. error
1	GOM_NL__2PRFIN20061107_000341_000000362052_00403_24505_3268.N1	07-NOV-2006 00:03:41	Dark	36.000	46	Del Vel	1.9540	10600.	72	24505	No
2	GOM_NL__2PRFIN20061107_000505_000000402052_00403_24505_3269.N1	07-NOV-2006 00:05:05	Dark	39.500	34	Gam2Vel	1.7930	23000.	79	24505	No
3	GOM_NL__2PRFIN20061107_001016_000000432052_00403_24505_3270.N1	07-NOV-2006 00:10:16	Dark	42.500	2	Alp Car	-0.73600	7000.0	85	24505	No
4	GOM_NL__2PRFIN20061107_001956_000000332052_00403_24505_3271.N1	07-NOV-2006 00:19:56	Straylight	33.000	157	The1Eri	2.9060	9300.0	66	24505	No
5	GOM_NL__2PRFIN20061107_003812_000000322052_00403_24505_3272.N1	07-NOV-2006 00:38:12	Bright	31.500	105	6Bet Ari	2.6450	8900.0	63	24505	No
6	GOM_NL__2PRFIN20061107_004227_000000322052_00403_24505_3273.N1	07-NOV-2006 00:42:27	Bright	31.500	173	4Bet Tri	3.0040	8900.0	63	24505	No
7	GOM_NL__2PRFIN20061107_004430_000000312052_00403_24505_3274.N1	07-NOV-2006 00:44:30	Bright	31.000	73	57Gam1And	2.2600	13100.	62	24505	No
8	GOM_NL__2PRFIN20061107_004846_000000332052_00403_24505_3275.N1	07-NOV-2006 00:48:46	Bright	33.000	160	23Gam Per	2.9300	4700.0	66	24505	No
9	GOM_NL__2PRFIN20061107_005731_000000402052_00403_24505_3276.N1	07-NOV-2006 00:57:31	Bright	39.500	49	1Alp UMi	1.9900	6300.0	79	24505	No
10	GOM_NL__2PRFIN20061107_010532_000000342052_00403_24505_3277.N1	07-NOV-2006 01:05:32	Bright	33.500	36	50Alp UMa	1.8000	6300.0	67	24505	No
11	GOM_NL__2PRFIN20061107_010709_000000322052_00403_24505_3278.N1	07-NOV-2006 01:07:09	Bright	32.000	82	48Bet UMa	2.3650	10600.	64	24505	No
12	GOM_NL__2PRFIN20061107_011058_000000322052_00403_24505_3279.N1	07-NOV-2006 01:10:58	Bright	32.000	174	52Psi UMa	3.0040	4400.0	64	24505	No
13	GOM_NL__2PRFIN20061107_011845_000000352052_00403_24505_3280.N1	07-NOV-2006 01:18:45	Bright	35.000	96	68Del Leo	2.5600	9300.0	70	24505	No
14	GOM_NL__2PRFIN20061107_013850_000000342052_00403_24505_3281.N1	07-NOV-2006 01:38:50	Dark	34.000	113	Mu Vel	2.6920	5000.0	68	24505	No
15	GOM_NL__2PRFIN20061107_014418_000000372052_00404_24506_3268.N1	07-NOV-2006 01:44:18	Dark	36.500	46	Del Vel	1.9540	10600.	73	24506	No
16	GOM_NL__2PRFIN20061107_014542_000000412052_00404_24506_3269.N1	07-NOV-2006 01:45:42	Dark	40.500	34	Gam2Vel	1.7930	23000.	81	24506	No
17	GOM_NL__2PRFIN20061107_015053_000000562052_00404_24506_3270.N1	07-NOV-2006 01:50:53	Dark	56.000	2	Alp Car	-0.73600	7000.0	112	24506	No
18	GOM_NL__2PRFIN20061107_020032_000000332052_00404_24506_3271.N1	07-NOV-2006 02:00:32	Straylight	32.500	157	The1Eri	2.9060	9300.0	65	24506	No
19	GOM_NL__2PRFIN20061107_021848_000000302052_00404_24506_3272.N1	07-NOV-2006 02:18:48	Bright	30.000	105	6Bet Ari	2.6450	8900.0	60	24506	No
20	GOM_NL__2PRFIN20061107_022303_000000312052_00404_24506_3273.N1	07-NOV-2006 02:23:03	Bright	30.500	173	4Bet Tri	3.0040	8900.0	61	24506	No
21	GOM_NL__2PRFIN20061107_022506_000000332052_00404_24506_3274.N1	07-NOV-2006 02:25:06	Bright	32.500	73	57Gam1And	2.2600	13100.	65	24506	No
22	GOM_NL__2PRFIN20061107_022921_000000342052_00404_24506_3275.N1	07-NOV-2006 02:29:21	Bright	34.000	160	23Gam Per	2.9300	4700.0	68	24506	No
23	GOM_NL__2PRFIN20061107_023807_000000312052_00404_24506_3276.N1	07-NOV-2006 02:38:07	Bright	31.000	49	1Alp UMi	1.9900	6300.0	62	24506	No
24	GOM_NL__2PRFIN20061107_024607_000000332052_00404_24506_3277.N1	07-NOV-2006 02:46:07	Bright	33.000	36	50Alp UMa	1.8000	6300.0	66	24506	No
25	GOM_NL__2PRFIN20061107_024745_000000332052_00404_24506_3278.N1	07-NOV-2006 02:47:45	Bright	32.500	82	48Bet UMa	2.3650	10600.	65	24506	No
26	GOM_NL__2PRFIN20061107_025134_000000352052_00404_24506_3279.N1	07-NOV-2006 02:51:34	Bright	34.500	174	52Psi UMa	3.0040	4400.0	69	24506	No
27	GOM_NL__2PRFIN20061107_025921_000000362052_00404_24506_3280.N1	07-NOV-2006 02:59:21	Bright	35.500	96	68Del Leo	2.5600	9300.0	71	24506	No
28	GOM_NL__2PRFIN20061107_031927_000000332052_00404_24506_3281.N1	07-NOV-2006 03:19:27	Dark	33.000	113	Mu Vel	2.6920	5000.0	66	24506	No
29	GOM_NL__2PRFIN20061107_032455_000000372052_00405_24507_3268.N1	07-NOV-2006 03:24:55	Dark	36.500	46	Del Vel	1.9540	10600.	73	24507	No
30	GOM_NL__2PRFIN20061107_032619_000000412052_00405_24507_3269.N1	07-NOV-2006 03:26:19	Dark	41.000	34	Gam2Vel	1.7930	23000.	82	24507	No
31	GOM_NL__2PRFIN20061107_033129_000000462052_00405_24507_3270.N1	07-NOV-2006 03:31:29	Dark	45.500	2	Alp Car	-0.73600	7000.0	91	24507	No
32	GOM_NL__2PRFIN20061107_034108_000000352052_00405_24507_3271.N1	07-NOV-2006 03:41:08	Straylight	34.500	157	The1Eri	2.9060	9300.0	69	24507	No
33	GOM_NL__2PRFIN20061107_035924_000000312052_00405_24507_3272.N1	07-NOV-2006 03:59:24	Bright	31.000	105	6Bet Ari	2.6450	8900.0	62	24507	No
34	GOM_NL__2PRFIN20061107_040339_000000322052_00405_24507_3273.N1	07-NOV-2006 04:03:39	Bright	31.500	173	4Bet Tri	3.0040	8900.0	63	24507	No
35	GOM_NL__2PRFIN20061107_040542_000000312052_00405_24507_3274.N1	07-NOV-2006 04:05:42	Bright	31.000	73	57Gam1And	2.2600	13100.	62	24507	No
36	GOM_NL__2PRFIN20061107_040957_000000342052_00405_24507_3275.N1	07-NOV-2006 04:09:57	Bright	33.500	160	23Gam Per	2.9300	4700.0	67	24507	No
37	GOM_NL__2PRFIN20061107_041843_000000312052_00405_24507_3276.N1	07-NOV-2006 04:18:43	Bright	31.000	49	1Alp UMi	1.9900	6300.0	62	24507	No
38	GOM_NL__2PRFIN20061107_042643_000000342052_00405_24507_3277.N1	07-NOV-2006 04:26:43	Bright	33.500	36	50Alp UMa	1.8000	6300.0	67	24507	No
39	GOM_NL__2PRFIN20061107_042821_000000322052_00405_24507_3278.N1	07-NOV-2006 04:28:21	Bright	32.000	82	48Bet UMa	2.3650	10600.	64	24507	No
40	GOM_NL__2PRFIN20061107_043210_000000332052_00405_24507_3279.N1	07-NOV-2006 04:32:10	Bright	32.500	174	52Psi UMa	3.0040	4400.0	65	24507	No
41	GOM_NL__2PRFIN20061107_043958_000000342052_00405_24507_3280.N1	07-NOV-2006 04:39:58	Bright	33.500	96	68Del Leo	2.5600	9300.0	67	24507	No
42	GOM_NL__2PRFIN20061107_050003_000000362052_00405_24507_3281.N1	07-NOV-2006 05:00:03	Dark	35.500	113	Mu Vel	2.6920	5000.0	71	24507	No

43	GOM_NL__2PRFIN20061107_050531_000000362052_00406_24508_3269.N1	07-NOV-2006 05:05:31	Dark	35.500	46	Del Vel	1.9540	10600.	71	24508	No
44	GOM_NL__2PRFIN20061107_050656_000000402052_00406_24508_3270.N1	07-NOV-2006 05:06:56	Dark	40.000	34	Gam2Vel	1.7930	23000.	80	24508	No
45	GOM_NL__2PRFIN20061107_051206_000000432052_00406_24508_3271.N1	07-NOV-2006 05:12:06	Dark	43.000	2	Alp Car	-0.73600	7000.0	86	24508	No
46	GOM_NL__2PRFIN20061107_052144_000000332052_00406_24508_3272.N1	07-NOV-2006 05:21:44	Straylight	32.500	157	The1Eri	2.9060	9300.0	65	24508	No
47	GOM_NL__2PRFIN20061107_054000_000000312052_00406_24508_3273.N1	07-NOV-2006 05:40:00	Bright	31.000	105	6Bet Ari	2.6450	8900.0	62	24508	No
48	GOM_NL__2PRFIN20061107_054414_000000312052_00406_24508_3274.N1	07-NOV-2006 05:44:14	Bright	31.000	173	4Bet Tri	3.0040	8900.0	62	24508	No
49	GOM_NL__2PRFIN20061107_054618_000000302052_00406_24508_3275.N1	07-NOV-2006 05:46:18	Bright	29.500	73	57Gam1And	2.2600	13100.	59	24508	No
50	GOM_NL__2PRFIN20061107_055033_000000332052_00406_24508_3276.N1	07-NOV-2006 05:50:33	Bright	33.000	160	23Gam Per	2.9300	4700.0	66	24508	No
51	GOM_NL__2PRFIN20061107_055919_000000302052_00406_24508_3277.N1	07-NOV-2006 05:59:19	Bright	29.500	49	1Alp UMi	1.9900	6300.0	59	24508	No
52	GOM_NL__2PRFIN20061107_060719_000000342052_00406_24508_3278.N1	07-NOV-2006 06:07:19	Bright	34.000	36	50Alp UMa	1.8000	6300.0	68	24508	No
53	GOM_NL__2PRFIN20061107_060857_000000332052_00406_24508_3279.N1	07-NOV-2006 06:08:57	Bright	33.000	82	48Bet UMa	2.3650	10600.	66	24508	No
54	GOM_NL__2PRFIN20061107_061246_000000342052_00406_24508_3280.N1	07-NOV-2006 06:12:46	Bright	34.000	174	52Psi UMa	3.0040	4400.0	68	24508	No
55	GOM_NL__2PRFIN20061107_062034_000000362052_00406_24508_3281.N1	07-NOV-2006 06:20:34	Bright	35.500	96	68Del Leo	2.5600	9300.0	71	24508	No
56	GOM_NL__2PRFIN20061107_064040_000000382052_00406_24508_3282.N1	07-NOV-2006 06:40:40	Dark	37.500	113	Mu Vel	2.6920	5000.0	75	24508	No
57	GOM_NL__2PRFIN20061107_064608_000000372052_00407_24509_3269.N1	07-NOV-2006 06:46:08	Dark	36.500	46	Del Vel	1.9540	10600.	73	24509	No
58	GOM_NL__2PRFIN20061107_064733_000000412052_00407_24509_3270.N1	07-NOV-2006 06:47:33	Dark	41.000	34	Gam2Vel	1.7930	23000.	82	24509	No
59	GOM_NL__2PRFIN20061107_065243_000000432052_00407_24509_3271.N1	07-NOV-2006 06:52:43	Dark	42.500	2	Alp Car	-0.73600	7000.0	85	24509	No
60	GOM_NL__2PRFIN20061107_070221_000000332052_00407_24509_3272.N1	07-NOV-2006 07:02:21	Straylight	32.500	157	The1Eri	2.9060	9300.0	65	24509	No
61	GOM_NL__2PRFIN20061107_072036_000000322052_00407_24509_3273.N1	07-NOV-2006 07:20:36	Bright	31.500	105	6Bet Ari	2.6450	8900.0	63	24509	No
62	GOM_NL__2PRFIN20061107_072450_000000322052_00407_24509_3274.N1	07-NOV-2006 07:24:50	Bright	31.500	173	4Bet Tri	3.0040	8900.0	63	24509	No
63	GOM_NL__2PRFIN20061107_072654_000000312052_00407_24509_3275.N1	07-NOV-2006 07:26:54	Bright	31.000	73	57Gam1And	2.2600	13100.	62	24509	No
64	GOM_NL__2PRFIN20061107_073108_000000502052_00407_24509_3276.N1	07-NOV-2006 07:31:08	Bright	50.000	160	23Gam Per	2.9300	4700.0	100	24509	No
65	GOM_NL__2PRFIN20061107_073955_000000292052_00407_24509_3277.N1	07-NOV-2006 07:39:55	Bright	28.500	49	1Alp UMi	1.9900	6300.0	57	24509	No
66	GOM_NL__2PRFIN20061107_074755_000000342052_00407_24509_3278.N1	07-NOV-2006 07:47:55	Bright	34.000	36	50Alp UMa	1.8000	6300.0	68	24509	No
67	GOM_NL__2PRFIN20061107_074933_000000332052_00407_24509_3279.N1	07-NOV-2006 07:49:33	Bright	32.500	82	48Bet UMa	2.3650	10600.	65	24509	No
68	GOM_NL__2PRFIN20061107_075322_000000342052_00407_24509_3280.N1	07-NOV-2006 07:53:22	Bright	34.000	174	52Psi UMa	3.0040	4400.0	68	24509	No
69	GOM_NL__2PRFIN20061107_080110_000000362052_00407_24509_3281.N1	07-NOV-2006 08:01:10	Bright	36.000	96	68Del Leo	2.5600	9300.0	72	24509	No
70	GOM_NL__2PRFIN20061107_082116_000000352052_00407_24509_3282.N1	07-NOV-2006 08:21:16	Dark	34.500	113	Mu Vel	2.6920	5000.0	69	24509	No
71	GOM_NL__2PRFIN20061107_082645_000000362052_00408_24510_3309.N1	07-NOV-2006 08:26:45	Dark	36.000	46	Del Vel	1.9540	10600.	72	24510	No
72	GOM_NL__2PRFIN20061107_082810_000000402052_00408_24510_3310.N1	07-NOV-2006 08:28:10	Dark	39.500	34	Gam2Vel	1.7930	23000.	79	24510	No
73	GOM_NL__2PRFIN20061107_083319_000000392052_00408_24510_3311.N1	07-NOV-2006 08:33:19	Dark	39.000	2	Alp Car	-0.73600	7000.0	78	24510	No
74	GOM_NL__2PRFIN20061107_084257_000000342052_00408_24510_3312.N1	07-NOV-2006 08:42:57	Straylight	34.000	157	The1Eri	2.9060	9300.0	68	24510	No
75	GOM_NL__2PRFIN20061107_090112_000000322052_00408_24510_3313.N1	07-NOV-2006 09:01:12	Bright	31.500	105	6Bet Ari	2.6450	8900.0	63	24510	No
76	GOM_NL__2PRFIN20061107_090526_000000312052_00408_24510_3314.N1	07-NOV-2006 09:05:26	Bright	31.000	173	4Bet Tri	3.0040	8900.0	62	24510	No
77	GOM_NL__2PRFIN20061107_090729_000000342052_00408_24510_3315.N1	07-NOV-2006 09:07:29	Bright	33.500	73	57Gam1And	2.2600	13100.	67	24510	No
78	GOM_NL__2PRFIN20061107_091144_000000332052_00408_24510_3316.N1	07-NOV-2006 09:11:44	Bright	33.000	160	23Gam Per	2.9300	4700.0	66	24510	No
79	GOM_NL__2PRFIN20061107_092031_000000302052_00408_24510_3317.N1	07-NOV-2006 09:20:31	Bright	29.500	49	1Alp UMi	1.9900	6300.0	59	24510	No
80	GOM_NL__2PRFIN20061107_092831_000000322052_00408_24510_3318.N1	07-NOV-2006 09:28:31	Bright	32.000	36	50Alp UMa	1.8000	6300.0	64	24510	No
81	GOM_NL__2PRFIN20061107_093008_000000332052_00408_24510_3319.N1	07-NOV-2006 09:30:08	Bright	33.000	82	48Bet UMa	2.3650	10600.	66	24510	No
82	GOM_NL__2PRFIN20061107_093358_000000342052_00408_24510_3320.N1	07-NOV-2006 09:33:58	Bright	34.000	174	52Psi UMa	3.0040	4400.0	68	24510	No
83	GOM_NL__2PRFIN20061107_094146_000000462052_00408_24510_3321.N1	07-NOV-2006 09:41:46	Bright	45.500	96	68Del Leo	2.5600	9300.0	91	24510	No
84	GOM_NL__2PRFIN20061107_100152_000000382052_00408_24510_3322.N1	07-NOV-2006 10:01:52	Dark	38.000	113	Mu Vel	2.6920	5000.0	76	24510	No
85	GOM_NL__2PRFIN20061107_100721_000000352052_00409_24511_3309.N1	07-NOV-2006 10:07:21	Dark	35.000	46	Del Vel	1.9540	10600.	70	24511	No
86	GOM_NL__2PRFIN20061107_100846_000000402052_00409_24511_3310.N1	07-NOV-2006 10:08:46	Dark	39.500	34	Gam2Vel	1.7930	23000.	79	24511	No
87	GOM_NL__2PRFIN20061107_101356_000000452052_00409_24511_3311.N1	07-NOV-2006 10:13:56	Dark	45.000	2	Alp Car	-0.73600	7000.0	90	24511	No
88	GOM_NL__2PRFIN20061107_102333_000000352052_00409_24511_3312.N1	07-NOV-2006 10:23:33	Straylight	34.500	157	The1Eri	2.9060	9300.0	69	24511	No
89	GOM_NL__2PRFIN20061107_104148_000000322052_00409_24511_3313.N1	07-NOV-2006 10:41:48	Bright	31.500	105	6Bet Ari	2.6450	8900.0	63	24511	No
90	GOM_NL__2PRFIN20061107_104602_000000312052_00409_24511_3314.N1	07-NOV-2006 10:46:02	Bright	30.500	173	4Bet Tri	3.0040	8900.0	61	24511	No
91	GOM_NL__2PRFIN20061107_104805_000000312052_00409_24511_3315.N1	07-NOV-2006 10:48:05	Bright	31.000	73	57Gam1And	2.2600	13100.	62	24511	No
92	GOM_NL__2PRFIN20061107_105219_000000322052_00409_24511_3316.N1	07-NOV-2006 10:52:19	Bright	32.000	160	23Gam Per	2.9300	4700.0	64	24511	No
93	GOM_NL__2PRFIN20061107_110107_000000302052_00409_24511_3317.N1	07-NOV-2006 11:01:07	Bright	29.500	49	1Alp UMi	1.9900	6300.0	59	24511	No
94	GOM_NL__2PRFIN20061107_110906_000000332052_00409_24511_3318.N1	07-NOV-2006 11:09:06	Bright	32.500	36	50Alp UMa	1.8000	6300.0	65	24511	No
95	GOM_NL__2PRFIN20061107_111044_000000332052_00409_24511_3319.N1	07-NOV-2006 11:10:44	Bright	32.500	82	48Bet UMa	2.3650	10600.	65	24511	No
96	GOM_NL__2PRFIN20061107_111434_000000332052_00409_24511_3320.N1	07-NOV-2006 11:14:34	Bright	33.000	174	52Psi UMa	3.0040	4400.0	66	24511	No
97	GOM_NL__2PRFIN20061107_112223_000000332052_00409_24511_3321.N1	07-NOV-2006 11:22:23	Bright	33.000	96	68Del Leo	2.5600	9300.0	66	24511	No
98	GOM_NL__2PRFIN20061107_114229_000000332052_00409_24511_3322.N1	07-NOV-2006 11:42:29	Dark	33.000	113	Mu Vel	2.6920	5000.0	66	24511	No
99	GOM_NL__2PRFIN20061107_114758_000000372052_00410_24512_3309.N1	07-NOV-2006 11:47:58	Dark	36.500	46	Del Vel	1.9540	10600.	73	24512	No
100	GOM_NL__2PRFIN20061107_114923_000000412052_00410_24512_3310.N1	07-NOV-2006 11:49:23	Dark	40.500	34	Gam2Vel	1.7930	23000.	81	24512	No
101	GOM_NL__2PRFIN20061107_115433_000000432052_00410_24512_3311.N1	07-NOV-2006 11:54:33	Dark	42.500	2	Alp Car	-0.73600	7000.0	85	24512	No

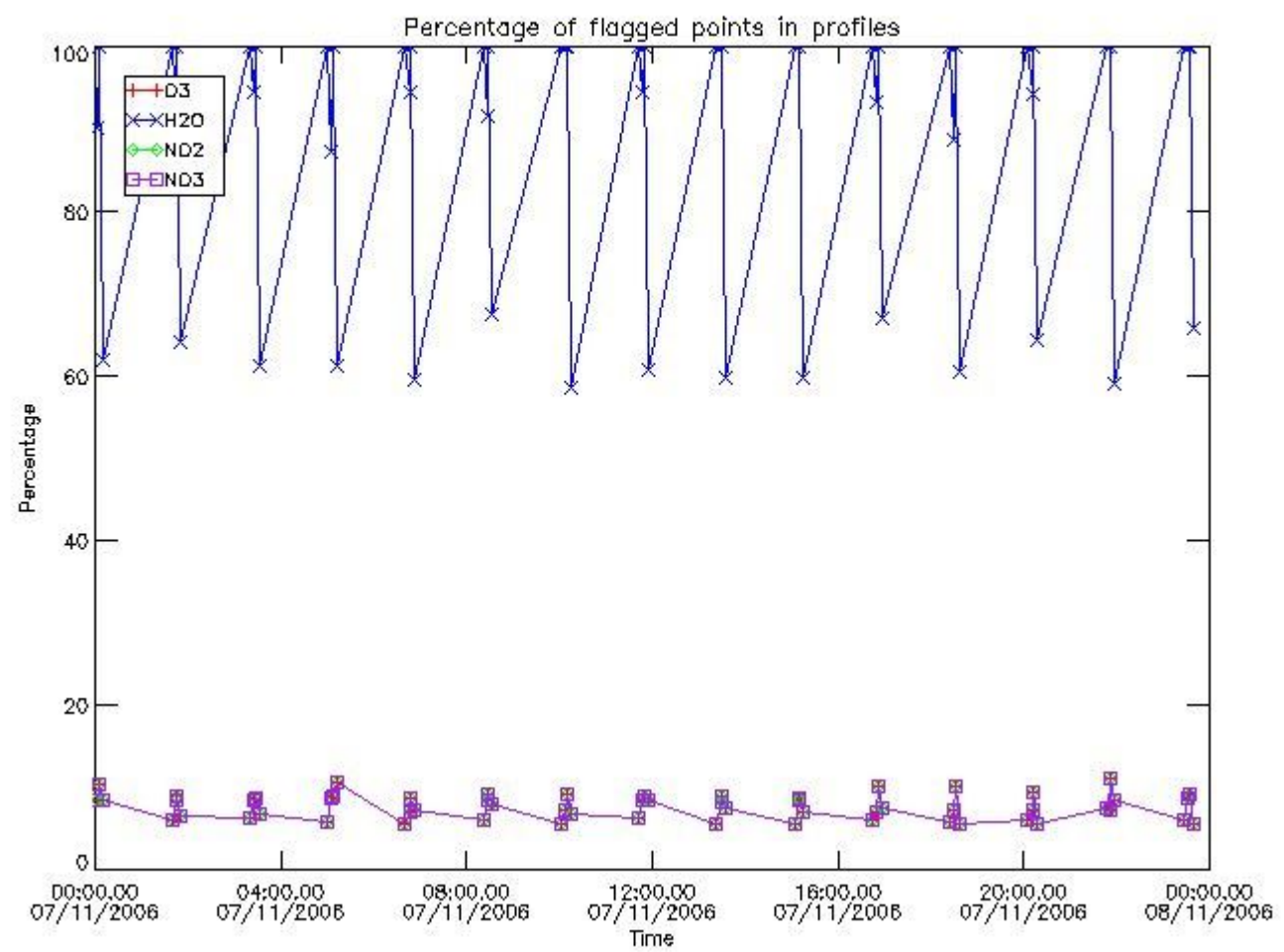
102	GOM_NL__2PRFIN20061107_120409_000000322052_00410_24512_3312.N1	07-NOV-2006 12:04:09	Straylight	32.000	157	The1Eri	2.9060	9300.0	64	24512	No
103	GOM_NL__2PRFIN20061107_122224_000000322052_00410_24512_3313.N1	07-NOV-2006 12:22:24	Bright	32.000	105	6Bet Ari	2.6450	8900.0	64	24512	No
104	GOM_NL__2PRFIN20061107_122637_000000322052_00410_24512_3314.N1	07-NOV-2006 12:26:37	Bright	31.500	173	4Bet Tri	3.0040	8900.0	63	24512	No
105	GOM_NL__2PRFIN20061107_122841_000000332052_00410_24512_3315.N1	07-NOV-2006 12:28:41	Bright	32.500	73	57Gam1And	2.2600	13100.	65	24512	No
106	GOM_NL__2PRFIN20061107_123255_000000342052_00410_24512_3316.N1	07-NOV-2006 12:32:55	Bright	33.500	160	23Gam Per	2.9300	4700.0	67	24512	No
107	GOM_NL__2PRFIN20061107_124942_000000332052_00410_24512_3317.N1	07-NOV-2006 12:49:42	Bright	32.500	36	50Alp UMa	1.8000	6300.0	65	24512	No
108	GOM_NL__2PRFIN20061107_125120_000000332052_00410_24512_3318.N1	07-NOV-2006 12:51:20	Bright	33.000	82	48Bet UMa	2.3650	10600.	66	24512	No
109	GOM_NL__2PRFIN20061107_125509_000000342052_00410_24512_3319.N1	07-NOV-2006 12:55:09	Bright	33.500	174	52Psi UMa	3.0040	4400.0	67	24512	No
110	GOM_NL__2PRFIN20061107_130259_000000352052_00410_24512_3320.N1	07-NOV-2006 13:02:59	Bright	35.000	96	68Del Leo	2.5600	9300.0	70	24512	No
111	GOM_NL__2PRFIN20061107_132305_000000372052_00410_24512_3321.N1	07-NOV-2006 13:23:05	Dark	37.000	113	Mu Vel	2.6920	5000.0	74	24512	No
112	GOM_NL__2PRFIN20061107_132834_000000372052_00411_24513_3309.N1	07-NOV-2006 13:28:34	Dark	37.000	46	Del Vel	1.9540	10600.	74	24513	No
113	GOM_NL__2PRFIN20061107_133000_000000412052_00411_24513_3310.N1	07-NOV-2006 13:30:00	Dark	40.500	34	Gam2Vel	1.7930	23000.	81	24513	No
114	GOM_NL__2PRFIN20061107_133509_000000422052_00411_24513_3311.N1	07-NOV-2006 13:35:09	Dark	41.500	2	Alp Car	-0.73600	7000.0	83	24513	No
115	GOM_NL__2PRFIN20061107_134445_000000352052_00411_24513_3312.N1	07-NOV-2006 13:44:45	Straylight	34.500	157	The1Eri	2.9060	9300.0	69	24513	No
116	GOM_NL__2PRFIN20061107_140300_000000322052_00411_24513_3313.N1	07-NOV-2006 14:03:00	Bright	31.500	105	6Bet Ari	2.6450	8900.0	63	24513	No
117	GOM_NL__2PRFIN20061107_140713_000000312052_00411_24513_3314.N1	07-NOV-2006 14:07:13	Bright	31.000	173	4Bet Tri	3.0040	8900.0	62	24513	No
118	GOM_NL__2PRFIN20061107_140916_000000322052_00411_24513_3315.N1	07-NOV-2006 14:09:16	Bright	32.000	73	57Gam1And	2.2600	13100.	64	24513	No
119	GOM_NL__2PRFIN20061107_141330_000000332052_00411_24513_3316.N1	07-NOV-2006 14:13:30	Bright	33.000	160	23Gam Per	2.9300	4700.0	66	24513	No
120	GOM_NL__2PRFIN20061107_142219_000000292052_00411_24513_3317.N1	07-NOV-2006 14:22:19	Bright	28.500	49	1Alp UMi	1.9900	6300.0	57	24513	No
121	GOM_NL__2PRFIN20061107_143018_000000332052_00411_24513_3318.N1	07-NOV-2006 14:30:18	Bright	32.500	36	50Alp UMa	1.8000	6300.0	65	24513	No
122	GOM_NL__2PRFIN20061107_143156_000000322052_00411_24513_3319.N1	07-NOV-2006 14:31:56	Bright	32.000	82	48Bet UMa	2.3650	10600.	64	24513	No
123	GOM_NL__2PRFIN20061107_143545_000000332052_00411_24513_3320.N1	07-NOV-2006 14:35:45	Bright	33.000	174	52Psi UMa	3.0040	4400.0	66	24513	No
124	GOM_NL__2PRFIN20061107_144335_000000362052_00411_24513_3321.N1	07-NOV-2006 14:43:35	Bright	35.500	96	68Del Leo	2.5600	9300.0	71	24513	No
125	GOM_NL__2PRFIN20061107_150342_000000382052_00411_24513_3322.N1	07-NOV-2006 15:03:42	Dark	38.000	113	Mu Vel	2.6920	5000.0	76	24513	No
126	GOM_NL__2PRFIN20061107_150911_000000362052_00412_24514_3309.N1	07-NOV-2006 15:09:11	Dark	36.000	46	Del Vel	1.9540	10600.	72	24514	No
127	GOM_NL__2PRFIN20061107_151037_000000422052_00412_24514_3310.N1	07-NOV-2006 15:10:37	Dark	41.500	34	Gam2Vel	1.7930	23000.	83	24514	No
128	GOM_NL__2PRFIN20061107_151546_000000442052_00412_24514_3311.N1	07-NOV-2006 15:15:46	Dark	44.000	2	Alp Car	-0.73600	7000.0	88	24514	No
129	GOM_NL__2PRFIN20061107_152522_000000352052_00412_24514_3312.N1	07-NOV-2006 15:25:22	Straylight	34.500	157	The1Eri	2.9060	9300.0	69	24514	No
130	GOM_NL__2PRFIN20061107_154335_000000322052_00412_24514_3313.N1	07-NOV-2006 15:43:35	Bright	32.000	105	6Bet Ari	2.6450	8900.0	64	24514	No
131	GOM_NL__2PRFIN20061107_154749_000000322052_00412_24514_3314.N1	07-NOV-2006 15:47:49	Bright	31.500	173	4Bet Tri	3.0040	8900.0	63	24514	No
132	GOM_NL__2PRFIN20061107_154952_000000322052_00412_24514_3315.N1	07-NOV-2006 15:49:52	Bright	31.500	73	57Gam1And	2.2600	13100.	63	24514	No
133	GOM_NL__2PRFIN20061107_155406_000000332052_00412_24514_3316.N1	07-NOV-2006 15:54:06	Bright	33.000	160	23Gam Per	2.9300	4700.0	66	24514	No
134	GOM_NL__2PRFIN20061107_160255_000000312052_00412_24514_3317.N1	07-NOV-2006 16:02:55	Bright	30.500	49	1Alp UMi	1.9900	6300.0	61	24514	No
135	GOM_NL__2PRFIN20061107_161054_000000412052_00412_24514_3318.N1	07-NOV-2006 16:10:54	Bright	40.500	36	50Alp UMa	1.8000	6300.0	81	24514	No
136	GOM_NL__2PRFIN20061107_161231_000000342052_00412_24514_3319.N1	07-NOV-2006 16:12:31	Bright	33.500	82	48Bet UMa	2.3650	10600.	67	24514	No
137	GOM_NL__2PRFIN20061107_161621_000000532052_00412_24514_3320.N1	07-NOV-2006 16:16:21	Bright	53.000	174	52Psi UMa	3.0040	4400.0	106	24514	No
138	GOM_NL__2PRFIN20061107_162411_000000372052_00412_24514_3321.N1	07-NOV-2006 16:24:11	Bright	36.500	96	68Del Leo	2.5600	9300.0	73	24514	No
139	GOM_NL__2PRFIN20061107_164418_000000352052_00412_24514_3322.N1	07-NOV-2006 16:44:18	Dark	34.500	113	Mu Vel	2.6920	5000.0	69	24514	No
140	GOM_NL__2PRFIN20061107_164948_000000372052_00413_24515_3309.N1	07-NOV-2006 16:49:48	Dark	37.000	46	Del Vel	1.9540	10600.	74	24515	No
141	GOM_NL__2PRFIN20061107_165114_000000402052_00413_24515_3310.N1	07-NOV-2006 16:51:14	Dark	40.000	34	Gam2Vel	1.7930	23000.	80	24515	No
142	GOM_NL__2PRFIN20061107_165623_000000422052_00413_24515_3311.N1	07-NOV-2006 16:56:23	Dark	41.500	2	Alp Car	-0.73600	7000.0	83	24515	No
143	GOM_NL__2PRFIN20061107_170558_000000332052_00413_24515_3312.N1	07-NOV-2006 17:05:58	Straylight	32.500	157	The1Eri	2.9060	9300.0	65	24515	No
144	GOM_NL__2PRFIN20061107_172411_000000312052_00413_24515_3313.N1	07-NOV-2006 17:24:11	Bright	30.500	105	6Bet Ari	2.6450	8900.0	61	24515	No
145	GOM_NL__2PRFIN20061107_172825_000000312052_00413_24515_3314.N1	07-NOV-2006 17:28:25	Bright	30.500	173	4Bet Tri	3.0040	8900.0	61	24515	No
146	GOM_NL__2PRFIN20061107_173028_000000302052_00413_24515_3315.N1	07-NOV-2006 17:30:28	Bright	30.000	73	57Gam1And	2.2600	13100.	60	24515	No
147	GOM_NL__2PRFIN20061107_173441_000000342052_00413_24515_3316.N1	07-NOV-2006 17:34:41	Bright	33.500	160	23Gam Per	2.9300	4700.0	67	24515	No
148	GOM_NL__2PRFIN20061107_174331_000000312052_00413_24515_3317.N1	07-NOV-2006 17:43:31	Bright	30.500	49	1Alp UMi	1.9900	6300.0	61	24515	No
149	GOM_NL__2PRFIN20061107_175130_000000352052_00413_24515_3318.N1	07-NOV-2006 17:51:30	Bright	34.500	36	50Alp UMa	1.8000	6300.0	69	24515	No
150	GOM_NL__2PRFIN20061107_175307_000000472052_00413_24515_3319.N1	07-NOV-2006 17:53:07	Bright	47.000	82	48Bet UMa	2.3650	10600.	94	24515	No
151	GOM_NL__2PRFIN20061107_175657_000000492052_00413_24515_3320.N1	07-NOV-2006 17:56:57	Bright	48.500	174	52Psi UMa	3.0040	4400.0	97	24515	No
152	GOM_NL__2PRFIN20061107_180447_000000472052_00413_24515_3321.N1	07-NOV-2006 18:04:47	Bright	46.500	96	68Del Leo	2.5600	9300.0	93	24515	No
153	GOM_NL__2PRFIN20061107_182455_000000362052_00413_24515_3322.N1	07-NOV-2006 18:24:55	Dark	35.500	113	Mu Vel	2.6920	5000.0	71	24515	No
154	GOM_NL__2PRFIN20061107_183025_000000362052_00414_24516_3309.N1	07-NOV-2006 18:30:25	Dark	35.500	46	Del Vel	1.9540	10600.	71	24516	No
155	GOM_NL__2PRFIN20061107_183151_000000412052_00414_24516_3310.N1	07-NOV-2006 18:31:51	Dark	40.500	34	Gam2Vel	1.7930	23000.	81	24516	No
156	GOM_NL__2PRFIN20061107_183659_000000562052_00414_24516_3311.N1	07-NOV-2006 18:36:59	Dark	55.500	2	Alp Car	-0.73600	7000.0	111	24516	No
157	GOM_NL__2PRFIN20061107_184634_000000352052_00414_24516_3312.N1	07-NOV-2006 18:46:34	Straylight	34.500	157	The1Eri	2.9060	9300.0	69	24516	No
158	GOM_NL__2PRFIN20061107_190447_000000322052_00414_24516_3313.N1	07-NOV-2006 19:04:47	Bright	31.500	105	6Bet Ari	2.6450	8900.0	63	24516	No
159	GOM_NL__2PRFIN20061107_190900_000000312052_00414_24516_3314.N1	07-NOV-2006 19:09:00	Bright	30.500	173	4Bet Tri	3.0040	8900.0	61	24516	No
160	GOM_NL__2PRFIN20061107_191104_000000322052_00414_24516_3315.N1	07-NOV-2006 19:11:04	Bright	31.500	73	57Gam1And	2.2600	13100.	63	24516	No

161	GOM_NL__2PRFIN20061107_191517_000000342052_00414_24516_3316.N1	07-NOV-2006 19:15:17	Bright	34.000	160	23Gam Per	2.9300	4700.0	68	24516	No
162	GOM_NL__2PRFIN20061107_192407_000000312052_00414_24516_3317.N1	07-NOV-2006 19:24:07	Bright	31.000	49	1Alp UMi	1.9900	6300.0	62	24516	No
163	GOM_NL__2PRFIN20061107_193205_000000332052_00414_24516_3318.N1	07-NOV-2006 19:32:05	Bright	33.000	36	50Alp UMa	1.8000	6300.0	66	24516	No
164	GOM_NL__2PRFIN20061107_193343_000000352052_00414_24516_3319.N1	07-NOV-2006 19:33:43	Bright	34.500	82	48Bet UMa	2.3650	10600.	69	24516	No
165	GOM_NL__2PRFIN20061107_193733_000000322052_00414_24516_3320.N1	07-NOV-2006 19:37:33	Bright	32.000	174	52Psi UMa	3.0040	4400.0	64	24516	No
166	GOM_NL__2PRFIN20061107_194524_000000362052_00414_24516_3321.N1	07-NOV-2006 19:45:24	Bright	36.000	96	68Del Leo	2.5600	9300.0	72	24516	No
167	GOM_NL__2PRFIN20061107_200531_000000342052_00414_24516_3322.N1	07-NOV-2006 20:05:31	Dark	34.000	113	Mu Vel	2.6920	5000.0	68	24516	No
168	GOM_NL__2PRFIN20061107_201101_000000352052_00415_24517_3309.N1	07-NOV-2006 20:11:01	Dark	35.000	46	Del Vel	1.9540	10600.	70	24517	No
169	GOM_NL__2PRFIN20061107_201228_000000392052_00415_24517_3310.N1	07-NOV-2006 20:12:28	Dark	38.500	34	Gam2Vel	1.7930	23000.	77	24517	No
170	GOM_NL__2PRFIN20061107_201736_000000552052_00415_24517_3311.N1	07-NOV-2006 20:17:36	Dark	54.500	2	Alp Car	-0.73600	7000.0	109	24517	No
171	GOM_NL__2PRFIN20061107_202711_000000332052_00415_24517_3312.N1	07-NOV-2006 20:27:11	Straylight	33.000	157	The1Eri	2.9060	9300.0	66	24517	No
172	GOM_NL__2PRFIN20061107_204523_000000322052_00415_24517_3313.N1	07-NOV-2006 20:45:23	Bright	31.500	105	6Bet Ari	2.6450	8900.0	63	24517	No
173	GOM_NL__2PRFIN20061107_204936_000000322052_00415_24517_3314.N1	07-NOV-2006 20:49:36	Bright	31.500	173	4Bet Tri	3.0040	8900.0	63	24517	No
174	GOM_NL__2PRFIN20061107_205140_000000322052_00415_24517_3315.N1	07-NOV-2006 20:51:40	Bright	32.000	73	57Gam1And	2.2600	13100.	64	24517	No
175	GOM_NL__2PRFIN20061107_205552_000000322052_00415_24517_3316.N1	07-NOV-2006 20:55:52	Bright	31.500	160	23Gam Per	2.9300	4700.0	63	24517	No
176	GOM_NL__2PRFIN20061107_210443_000000312052_00415_24517_3317.N1	07-NOV-2006 21:04:43	Bright	30.500	49	1Alp UMi	1.9900	6300.0	61	24517	No
177	GOM_NL__2PRFIN20061107_211241_000000312052_00415_24517_3318.N1	07-NOV-2006 21:12:41	Bright	31.000	36	50Alp UMa	1.8000	6300.0	62	24517	No
178	GOM_NL__2PRFIN20061107_211419_000000332052_00415_24517_3319.N1	07-NOV-2006 21:14:19	Bright	33.000	82	48Bet UMa	2.3650	10600.	66	24517	No
179	GOM_NL__2PRFIN20061107_211809_000000352052_00415_24517_3320.N1	07-NOV-2006 21:18:09	Bright	35.000	174	52Psi UMa	3.0040	4400.0	70	24517	No
180	GOM_NL__2PRFIN20061107_212600_000000402052_00415_24517_3321.N1	07-NOV-2006 21:26:00	Bright	40.000	96	68Del Leo	2.5600	9300.0	80	24517	No
181	GOM_NL__2PRFIN20061107_214607_000000352052_00415_24517_3322.N1	07-NOV-2006 21:46:07	Dark	34.500	113	Mu Vel	2.6920	5000.0	69	24517	No
182	GOM_NL__2PRFIN20061107_215138_000000362052_00416_24518_3309.N1	07-NOV-2006 21:51:38	Dark	36.000	46	Del Vel	1.9540	10600.	72	24518	No
183	GOM_NL__2PRFIN20061107_215304_000000412052_00416_24518_3310.N1	07-NOV-2006 21:53:04	Dark	41.000	34	Gam2Vel	1.7930	23000.	82	24518	No
184	GOM_NL__2PRFIN20061107_215813_000000422052_00416_24518_3311.N1	07-NOV-2006 21:58:13	Dark	41.500	2	Alp Car	-0.73600	7000.0	83	24518	No
185	GOM_NL__2PRFIN20061107_220746_000000342052_00416_24518_3312.N1	07-NOV-2006 22:07:46	Straylight	34.000	157	The1Eri	2.9060	9300.0	68	24518	No
186	GOM_NL__2PRFIN20061107_222559_000000312052_00416_24518_3313.N1	07-NOV-2006 22:25:59	Bright	31.000	105	6Bet Ari	2.6450	8900.0	62	24518	No
187	GOM_NL__2PRFIN20061107_223012_000000312052_00416_24518_3314.N1	07-NOV-2006 22:30:12	Bright	30.500	173	4Bet Tri	3.0040	8900.0	61	24518	No
188	GOM_NL__2PRFIN20061107_223215_000000302052_00416_24518_3315.N1	07-NOV-2006 22:32:15	Bright	30.000	73	57Gam1And	2.2600	13100.	60	24518	No
189	GOM_NL__2PRFIN20061107_223628_000000332052_00416_24518_3316.N1	07-NOV-2006 22:36:28	Bright	32.500	160	23Gam Per	2.9300	4700.0	65	24518	No
190	GOM_NL__2PRFIN20061107_224519_000000302052_00416_24518_3317.N1	07-NOV-2006 22:45:19	Bright	29.500	49	1Alp UMi	1.9900	6300.0	59	24518	No
191	GOM_NL__2PRFIN20061107_225317_000000342052_00416_24518_3318.N1	07-NOV-2006 22:53:17	Bright	34.000	36	50Alp UMa	1.8000	6300.0	68	24518	No
192	GOM_NL__2PRFIN20061107_225455_000000352052_00416_24518_3319.N1	07-NOV-2006 22:54:55	Bright	35.000	82	48Bet UMa	2.3650	10600.	70	24518	No
193	GOM_NL__2PRFIN20061107_225845_000000352052_00416_24518_3320.N1	07-NOV-2006 22:58:45	Bright	34.500	174	52Psi UMa	3.0040	4400.0	69	24518	No
194	GOM_NL__2PRFIN20061107_230636_000000352052_00416_24518_3321.N1	07-NOV-2006 23:06:36	Bright	34.500	96	68Del Leo	2.5600	9300.0	69	24518	No
195	GOM_NL__2PRFIN20061107_232644_000000352052_00416_24518_3322.N1	07-NOV-2006 23:26:44	Dark	34.500	113	Mu Vel	2.6920	5000.0	69	24518	No
196	GOM_NL__2PRFIN20061107_233214_000000352052_00417_24519_3309.N1	07-NOV-2006 23:32:14	Dark	35.000	46	Del Vel	1.9540	10600.	70	24519	No
197	GOM_NL__2PRFIN20061107_233341_000000392052_00417_24519_3310.N1	07-NOV-2006 23:33:41	Dark	39.000	34	Gam2Vel	1.7930	23000.	78	24519	No
198	GOM_NL__2PRFIN20061107_233849_000000552052_00417_24519_3311.N1	07-NOV-2006 23:38:49	Dark	54.500	2	Alp Car	-0.73600	7000.0	109	24519	No
199	GOM_NL__2PRFIN20061107_234822_000000352052_00417_24519_3312.N1	07-NOV-2006 23:48:22	Straylight	34.500	157	The1Eri	2.9060	9300.0	69	24519	No

3. Quality information per product


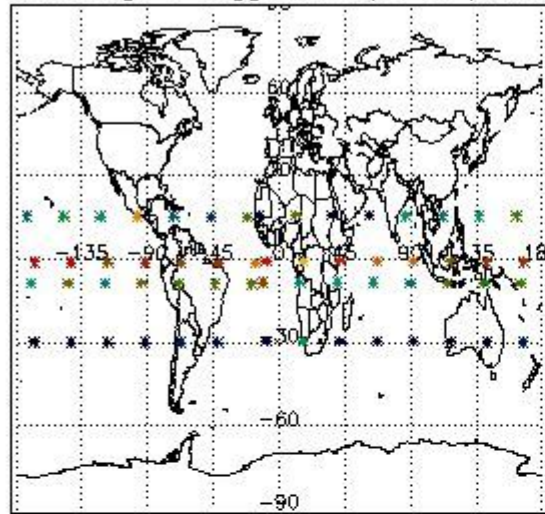
In this section it is plotted some information contained in the Quality Summary data set of the level 2 products. Only products in dark limb conditions and without errors (error flag in the MPH set to "0") are used.

3.1 Plot quality information per product (time dependant)

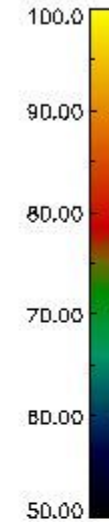
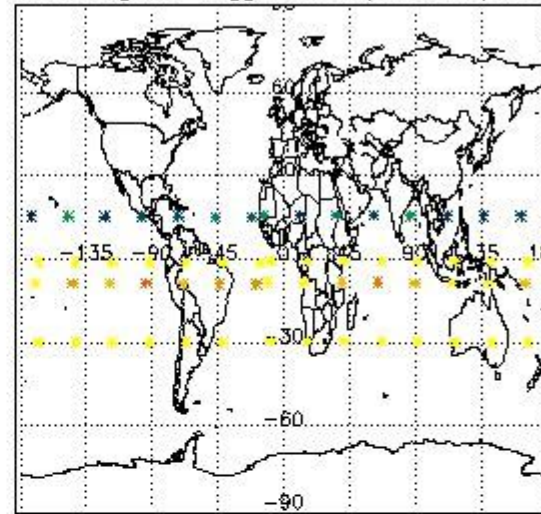


3.2 Plot quality information per product (world map)

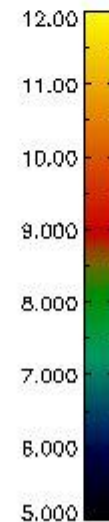
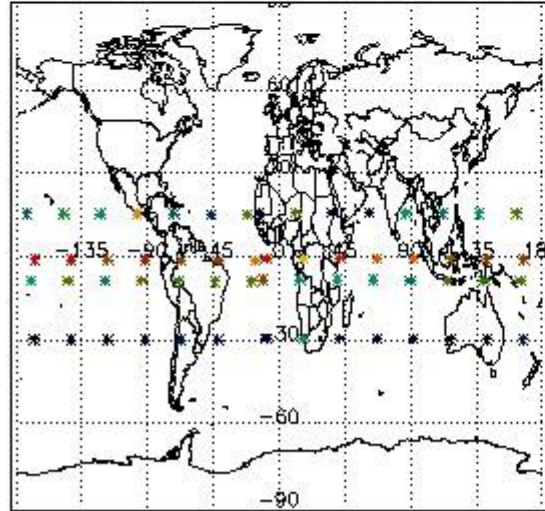
Percentage of flagged data per O3 profile



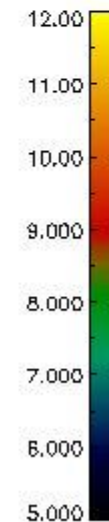
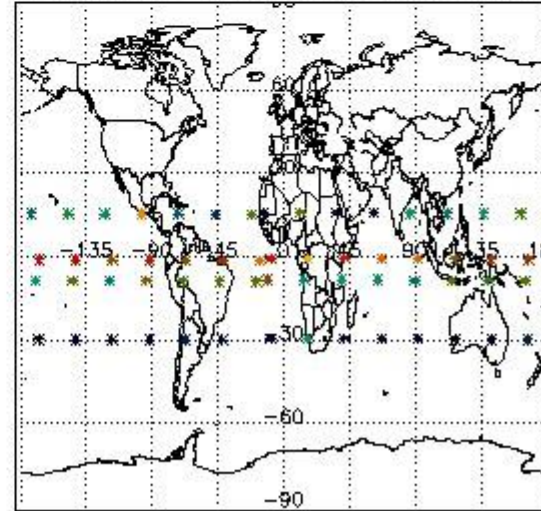
Percentage of flagged data per H2O profile



Percentage of flagged data per NO2 profile



Percentage of flagged data per NO3 profile

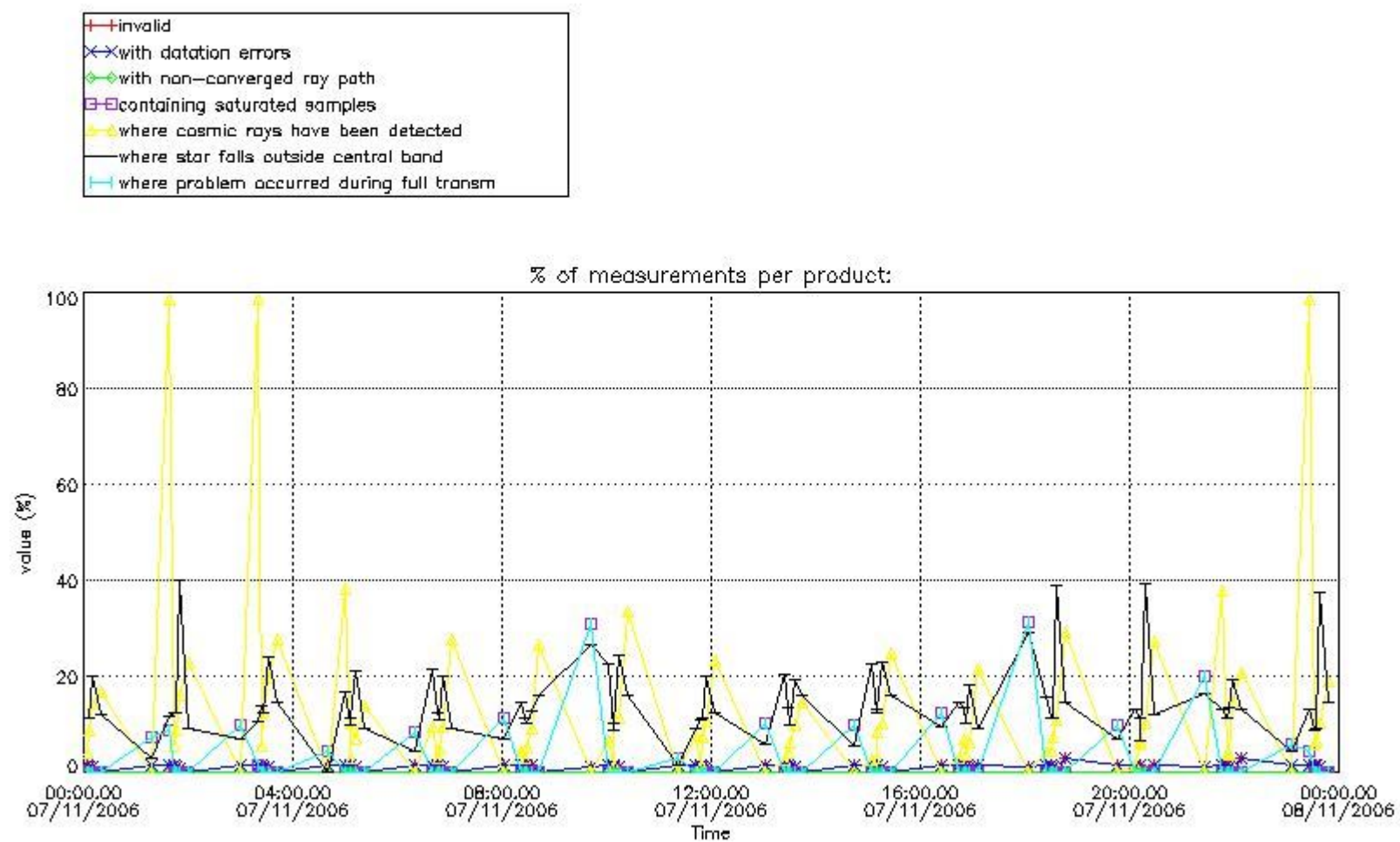


4. Level 1 quality information per product

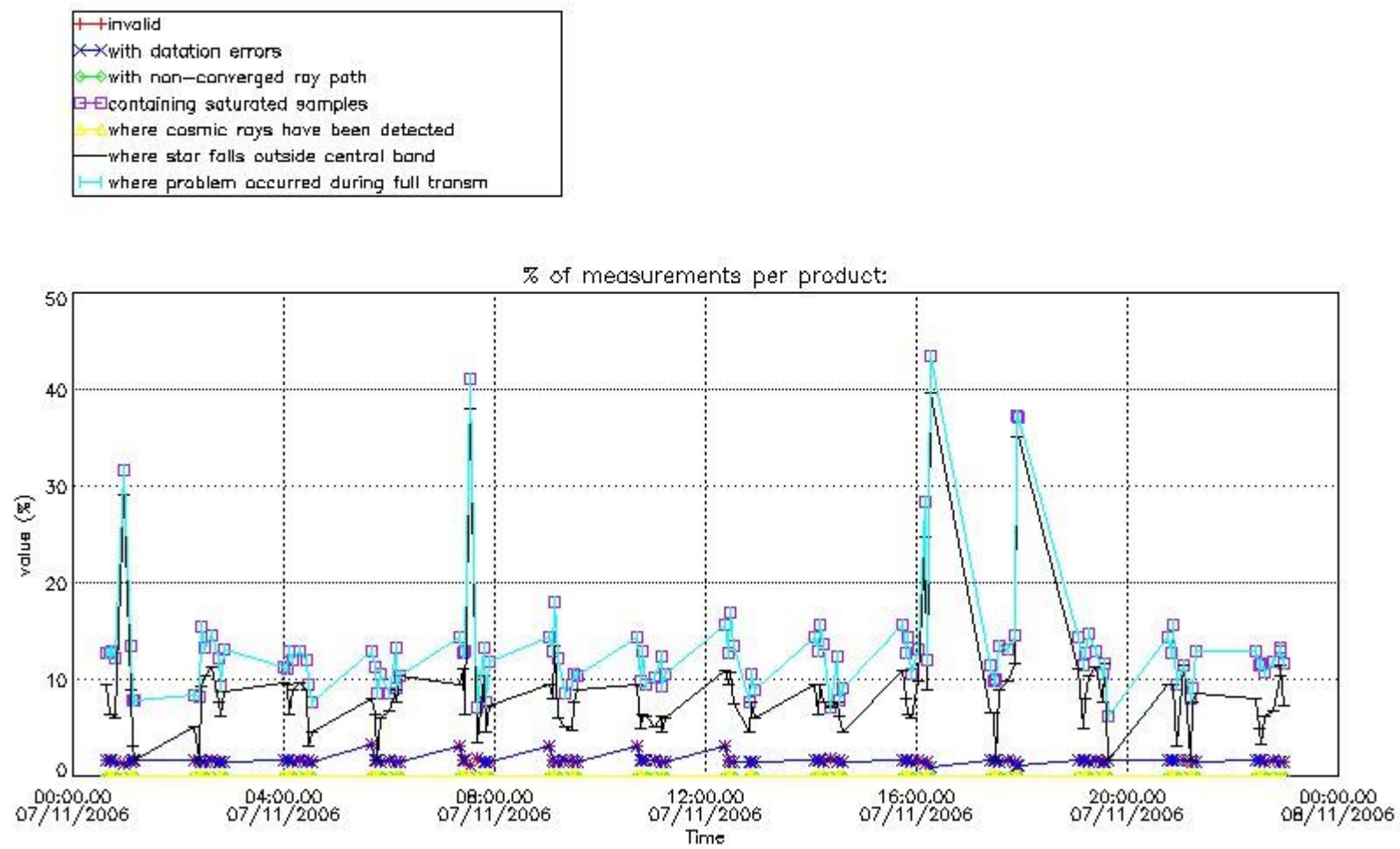
In this section it is plotted some information contained in the Quality Summary data set of the level 2 products that comes from the level 1b processing. Products without errors (error flag in the MPH set to "0") are used.

4.1 Plot quality information per product (time dependant) coming from level 1b processing

4.1.1 Plot level 1 quality information per product (time dependant): ENVISAT ASCENDING passes

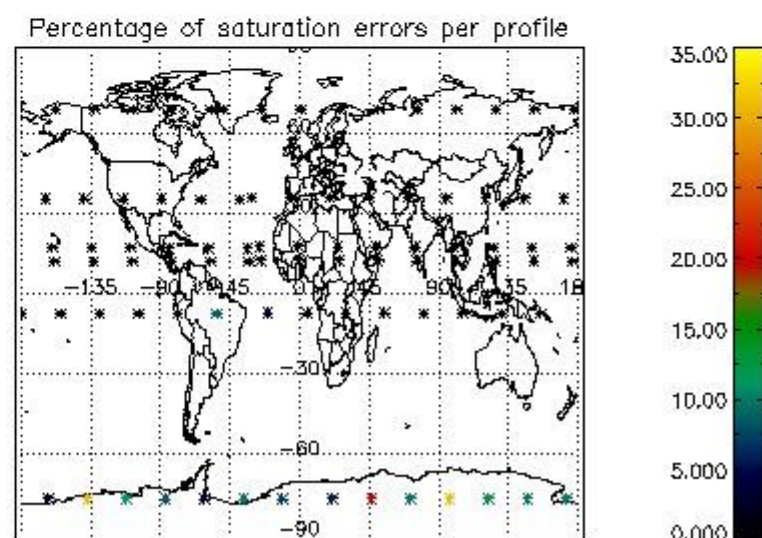
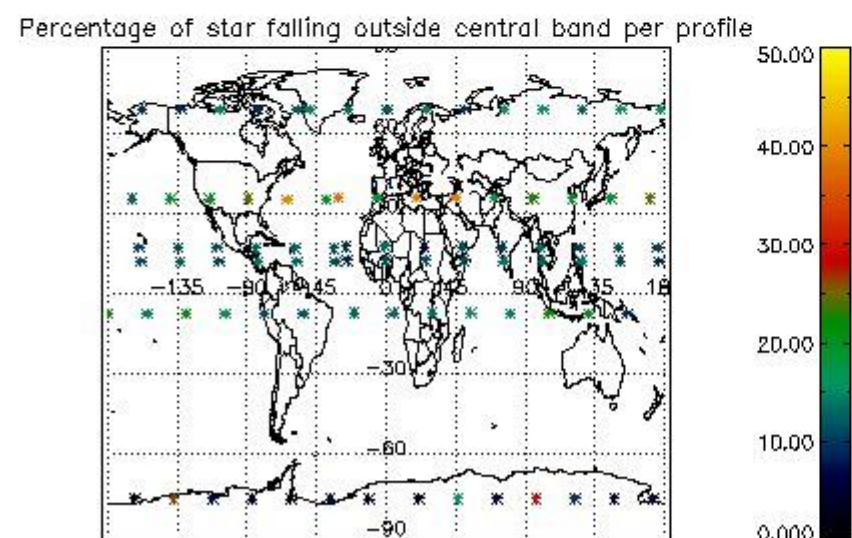
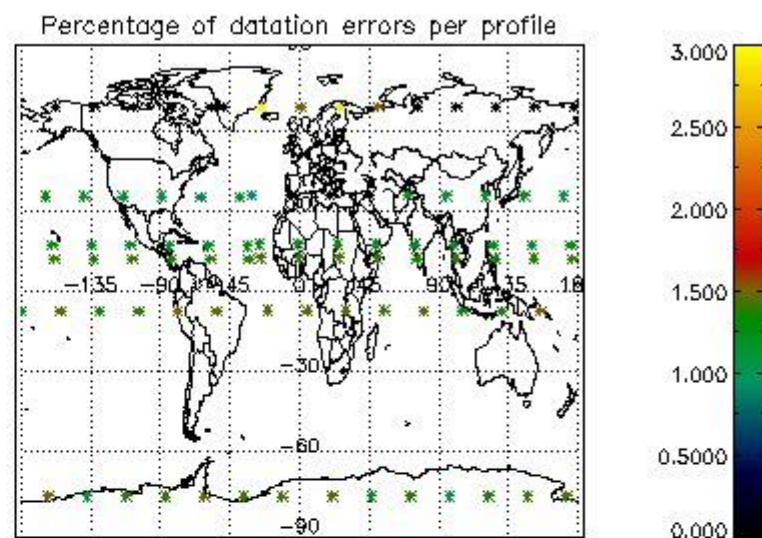
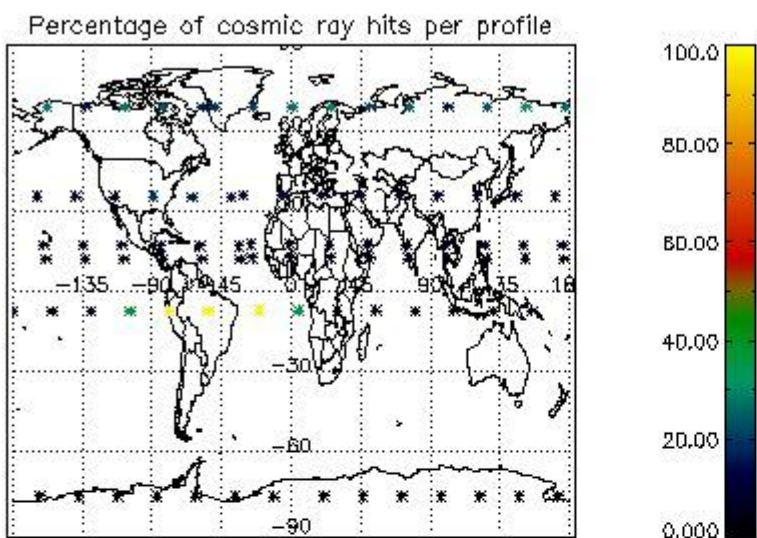


4.1.2 Plot level 1 quality information per product (time dependant): ENVI SAT DESCENDING passes



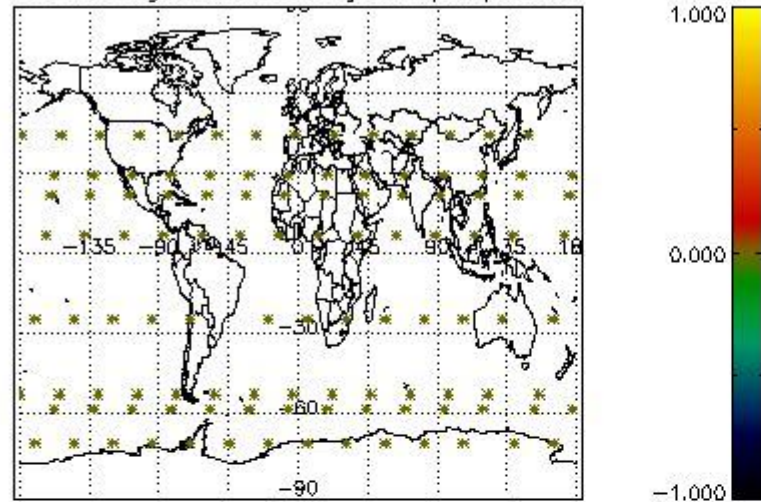
4.2 Plot quality information per product coming from level 1b processing (world map)

4.2.1 Plot level 1 quality information per product (world map): ENVISAT ASCENDING passes

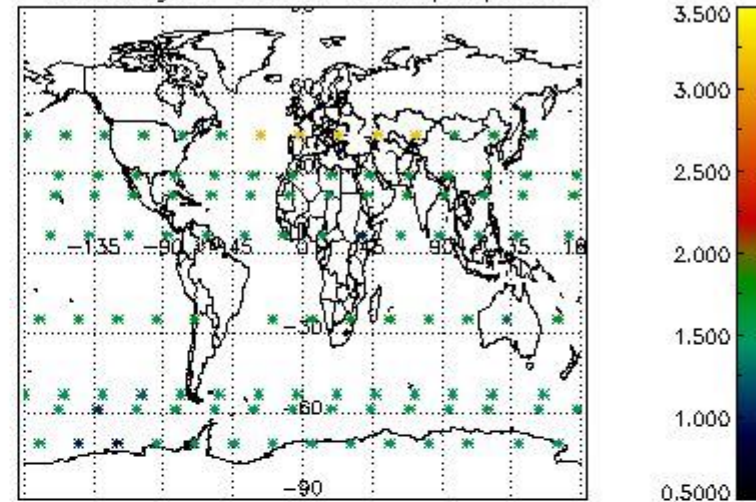


4.2.2 Plot level 1 quality information per product (world map): ENVISAT DESCENDING passes

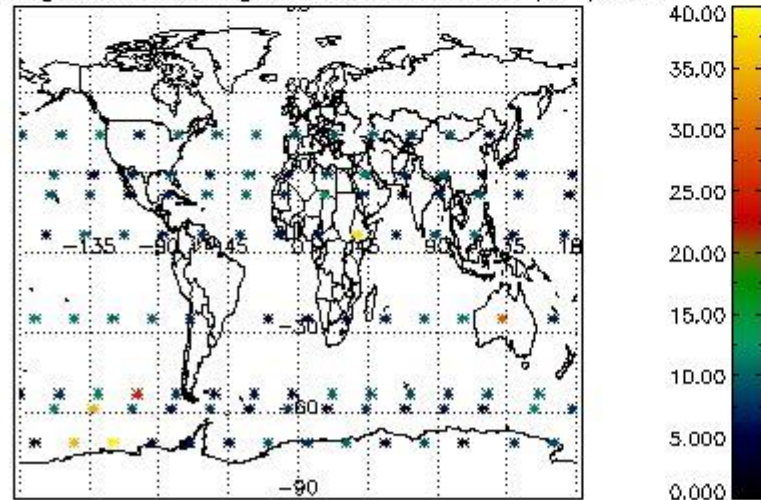
Percentage of cosmic ray hits per profile



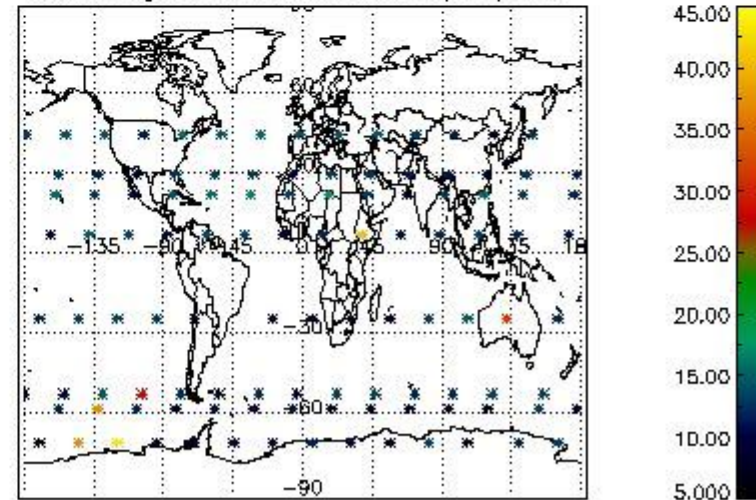
Percentage of datation errors per profile



Percentage of star falling outside central band per profile



Percentage of saturation errors per profile



5. Trace gas profiles

5.1 Ozone statistics based on quality of products

The final quality of the products can be "measured" using the STD (Standard Deviation) attached to every point profile. This information is written to the parameter GOM_NL__2P/NL_LOCAL_SPECIES_DENSITY/o3_std of the level 2 products. The table below shows the statistics for given STD ranges.

The statistics are given with respect to the overall valid production:

- Products without fatal errors: GOM_NL__2P/MPH/PRODUCT_ERR=0
- Valid point profile: GOM_NL__2P/NL_LOCAL_SPECIES_DENSITY/pcd(0)=0

The 'Criteria' is applied to valid points of dark limb products:

- Products in dark limb illumination condition: GOM_NL__2P/NL_SUMMARY_QUALITY/obs_ill_cond=0
- Products without fatal errors: GOM_NL__2P/MPH/PRODUCT_ERR=0
- Valid point profile: GOM_NL__2P/NL_LOCAL_SPECIES_DENSITY/pcd(0)=0

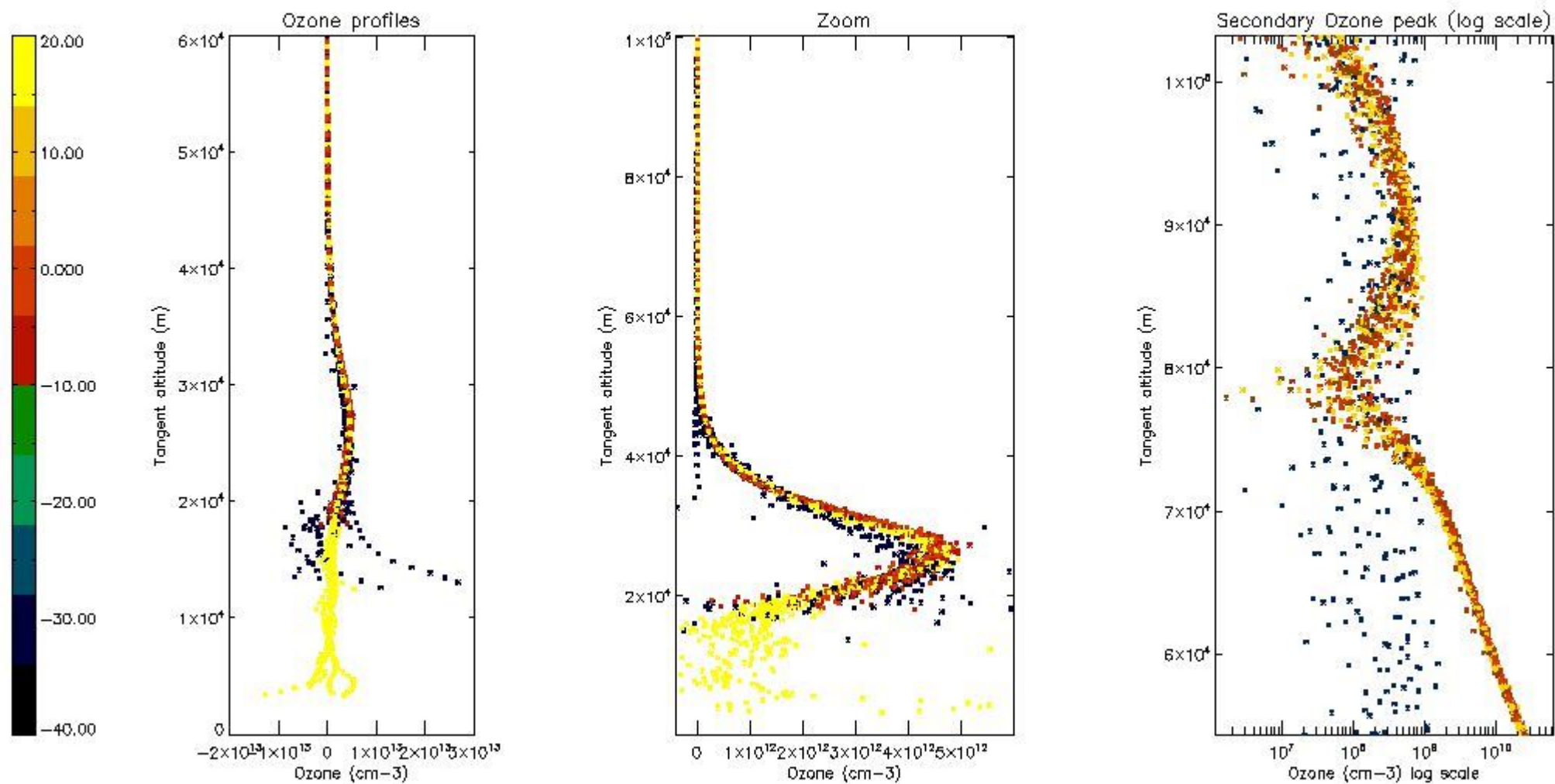
So, the table below shows the percentage of dark limb and valid observations for each criteria with respect to the overall valid daily observations.

Criteria	% of total production
All STD	34
STD < 20	24

STD < 10	19
STD < 5	16

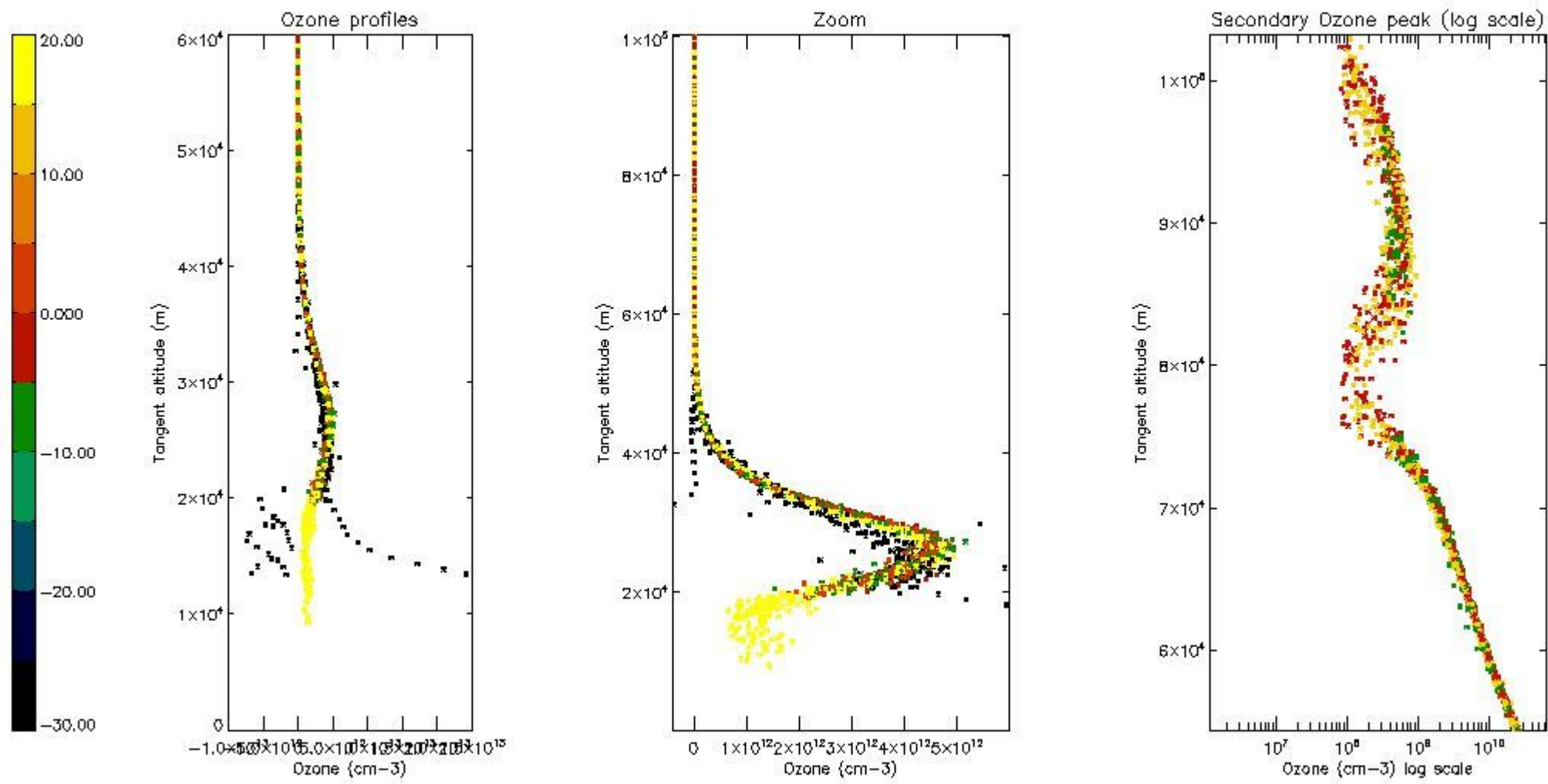
5.2 Plot ozone profiles for all STD (dark without errors)

The colorbar represents the latitude.



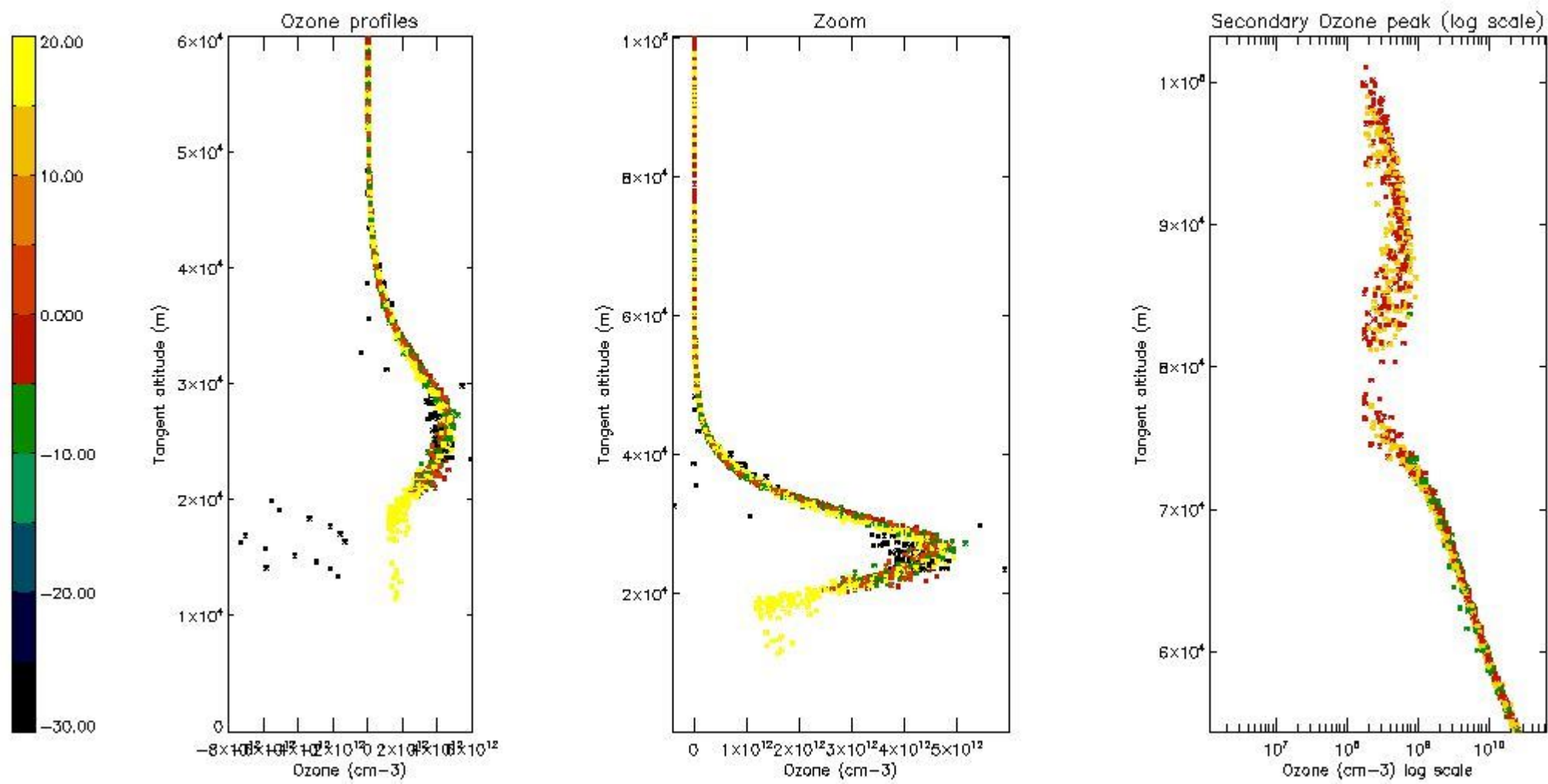
5.3 Plot ozone profiles where STD < 20% (dark without errors)

The colorbar represents the latitude.



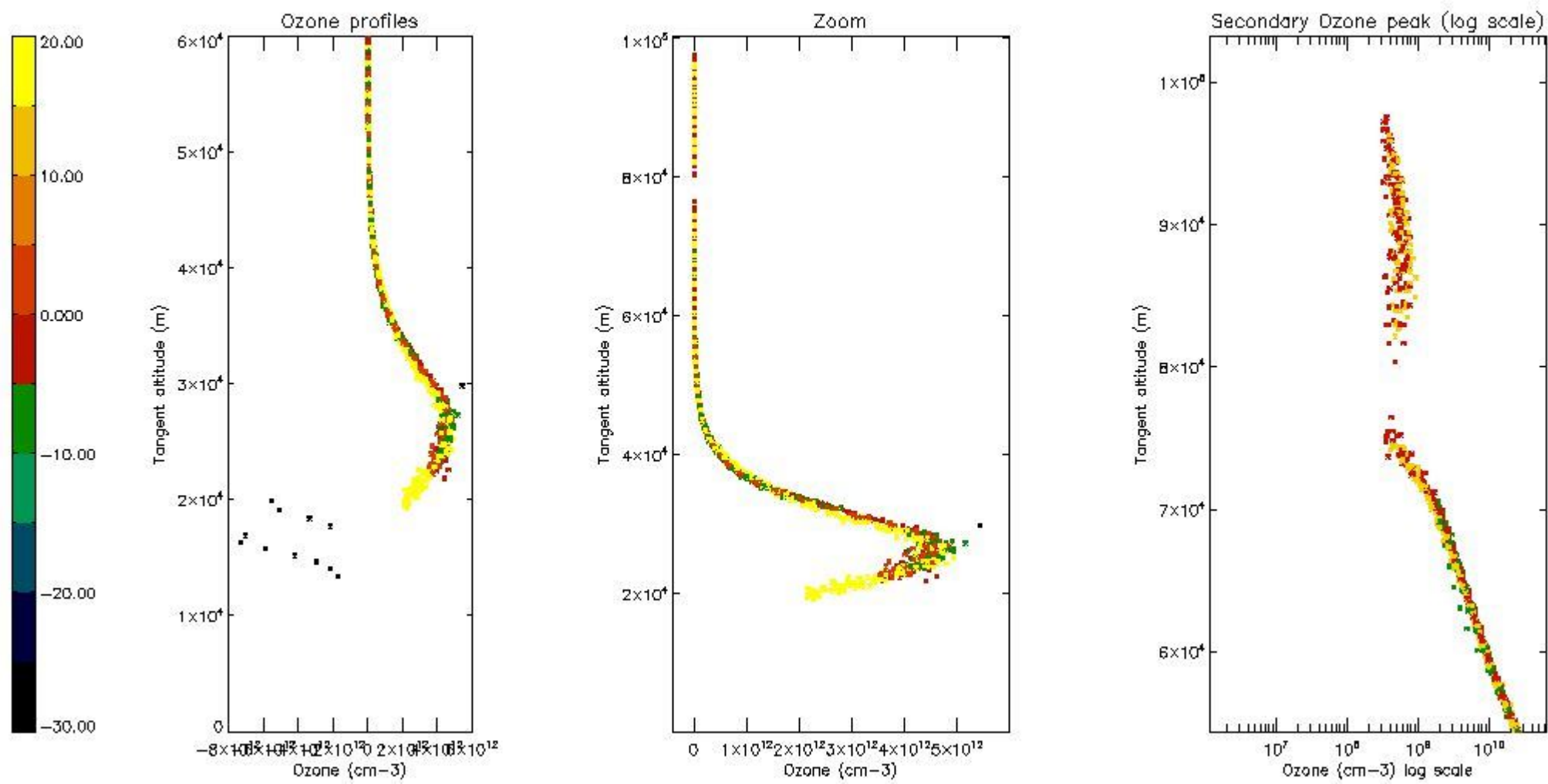
5.4 Plot ozone profiles where STD < 10% (dark without errors)

The colorbar represents the latitude.



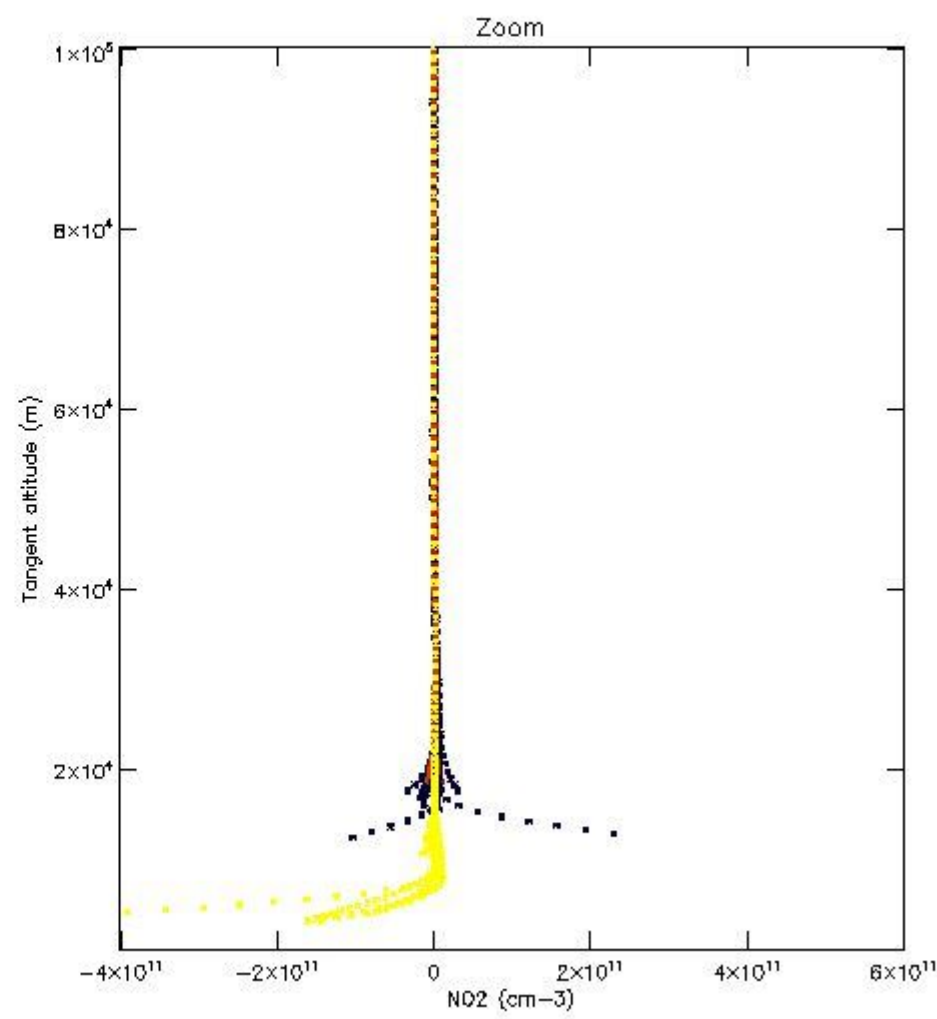
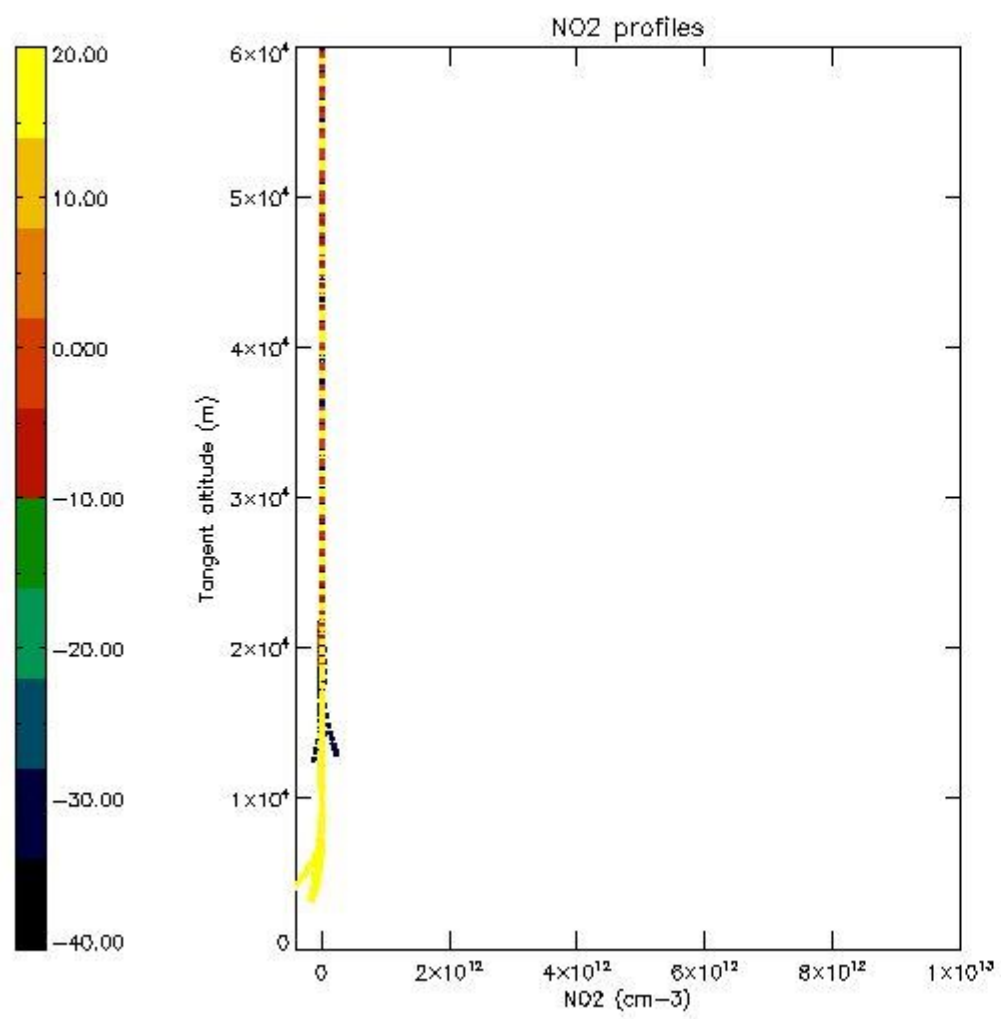
5.5 Plot ozone profiles where STD < 5% (dark without errors)

The colorbar represents the latitude.



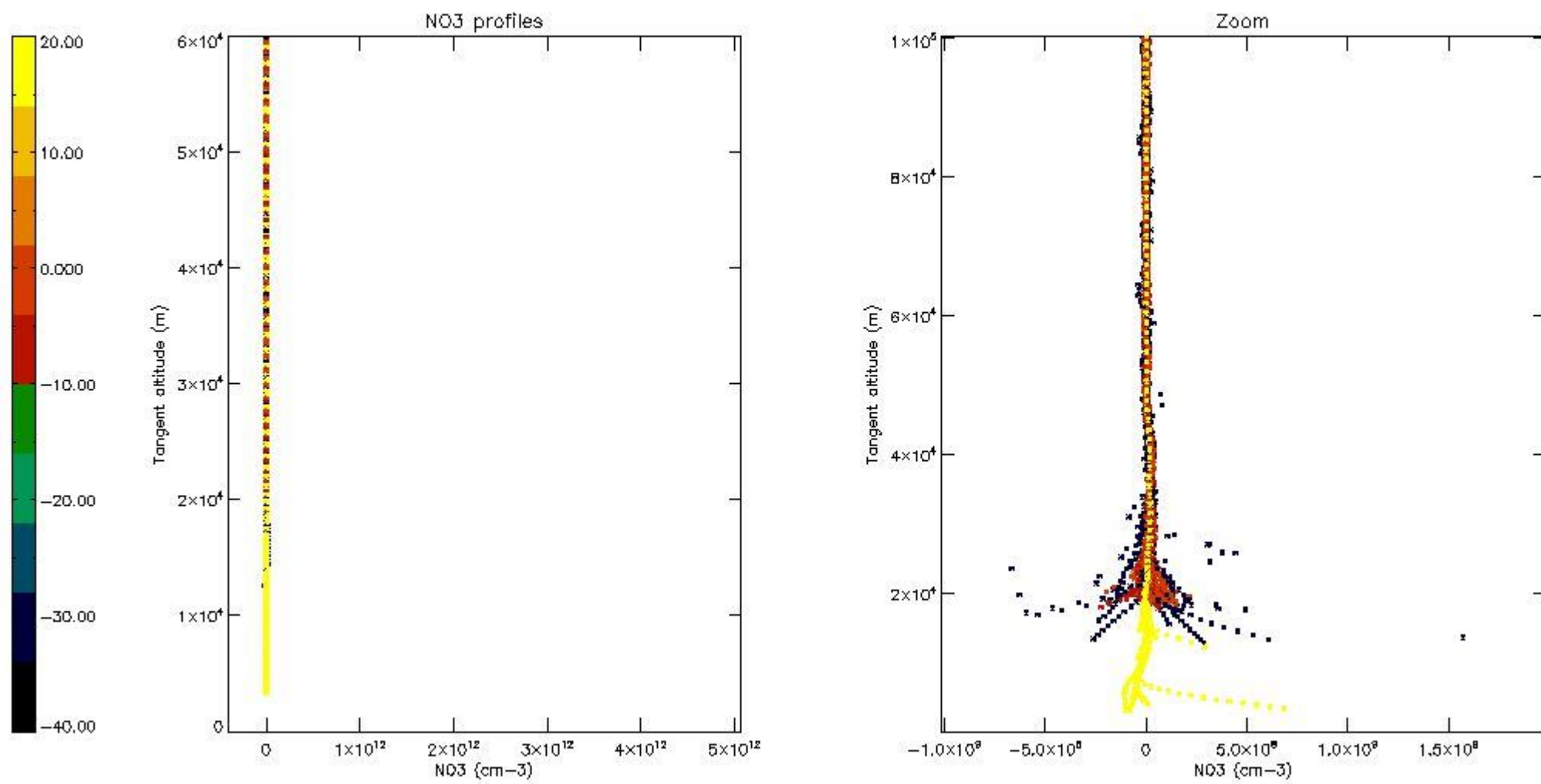
5.6 Plot NO₂ profiles for all STD (dark without errors)

The colorbar represents the latitude.



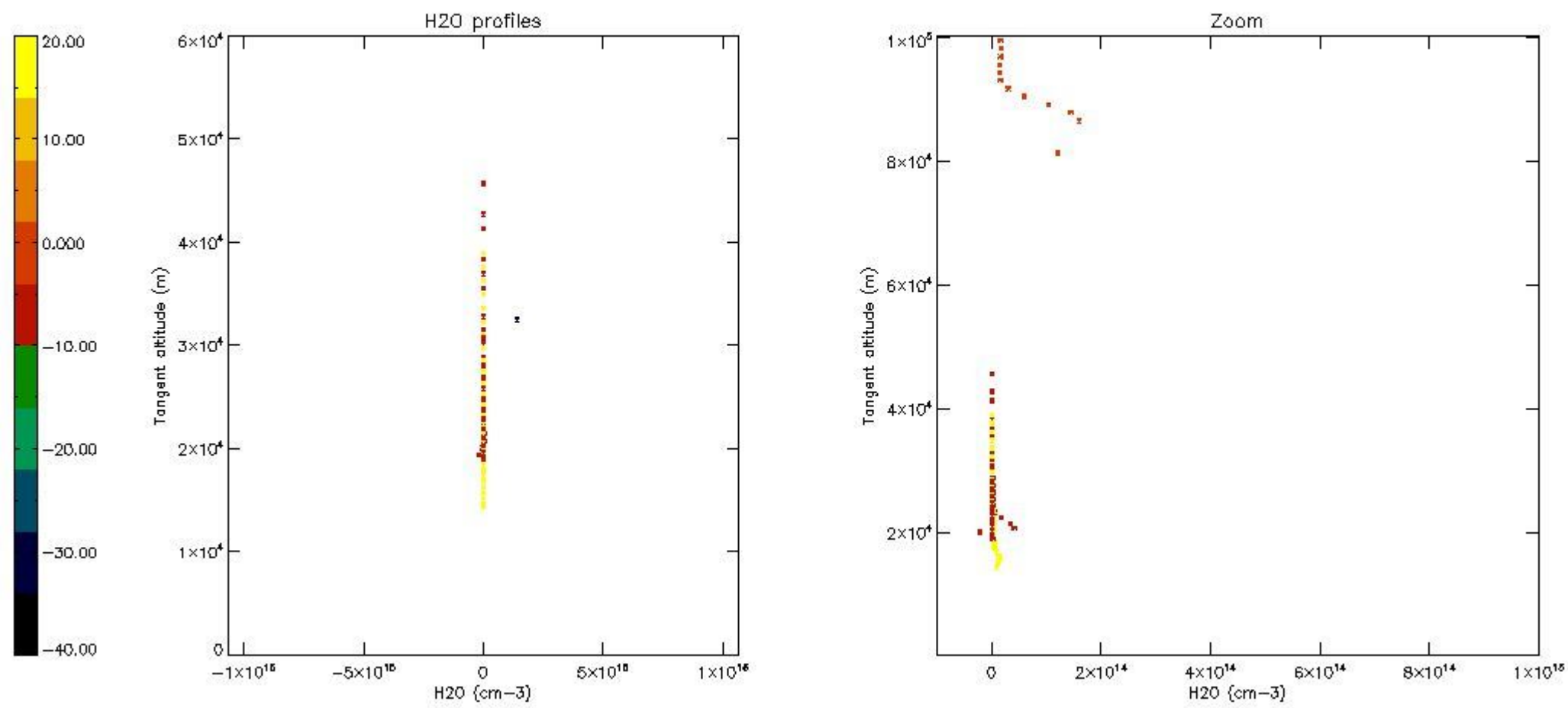
5.7 Plot NO3 profiles for all STD (dark without errors)

The colorbar represents the latitude.



5.8 Plot H₂O profiles for all STD (only for occultations of stars 1,2,3,4,13,14,16,26,63 dark without errors)

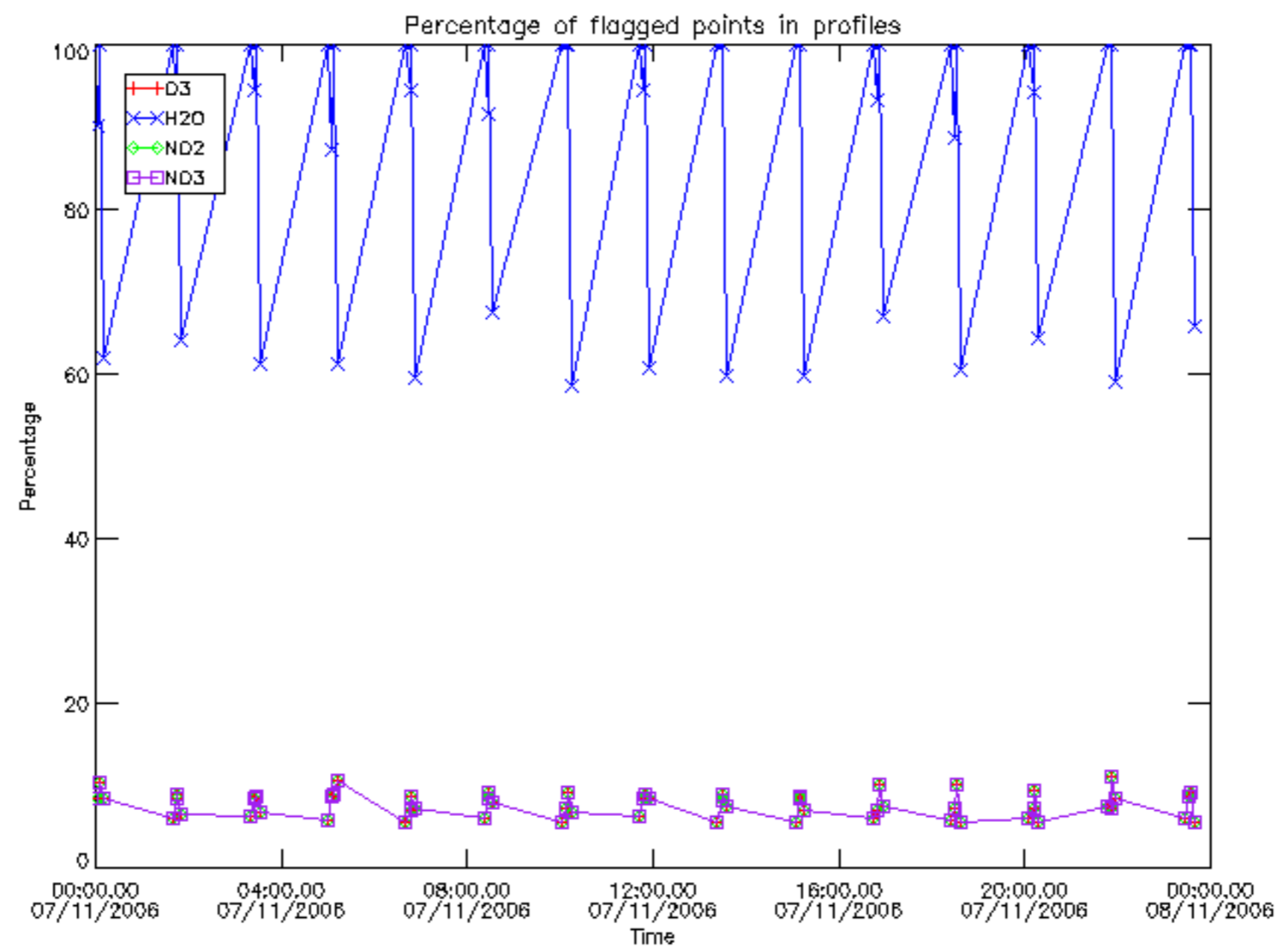
The colorbar represents the latitude.



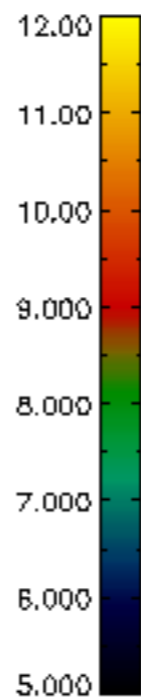
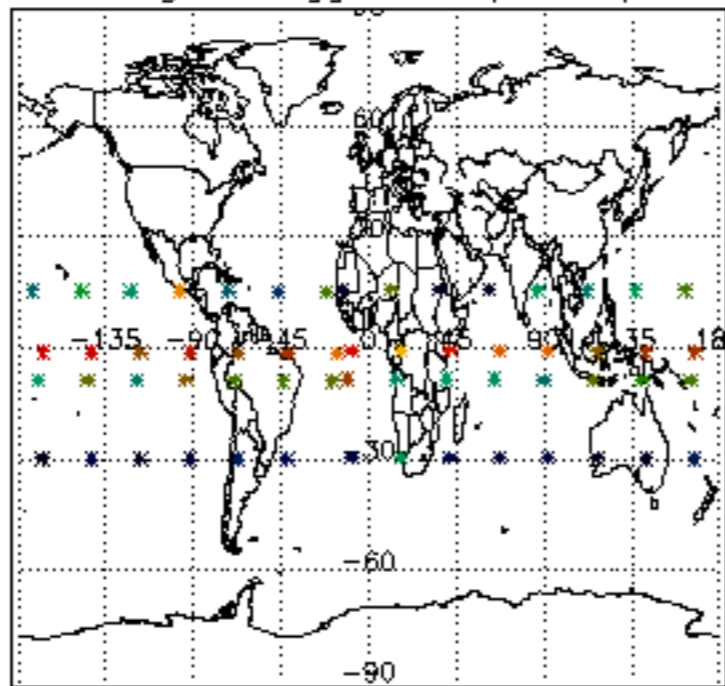
6. Auxiliary Data Files used for the production reported in section 2

The number reported in the third column indicates since which file (see list in section 2) the corresponding auxiliary file has been used. The fourth column is the date of those product files.

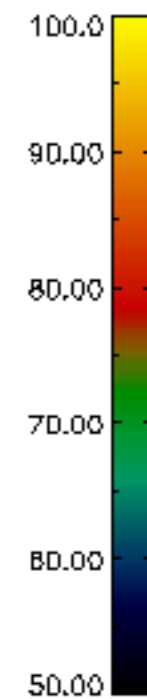
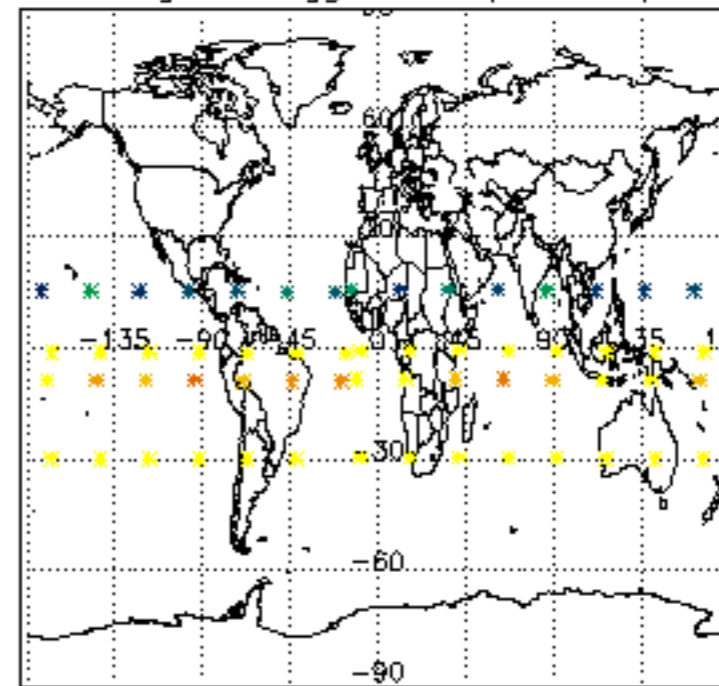
Type	Auxiliary Filename	Used since product	Used since product date
INST_PHYS_CHARACTERISTICS	GOM_INS_AXVIEC20091111_143220_20030716_120000_20500101_000000	1	07-NOV-2006 00:03:41
LEVEL-2_PROC_CONFIG	GOM_PR2_AXVIEC20091111_152718_20020301_000000_20500101_000000	1	07-NOV-2006 00:03:41
CROSS_SECTIONS_FILE	GOM_CRS_AXVIEC20091111_154832_20020301_000000_20500101_000000	1	07-NOV-2006 00:03:41



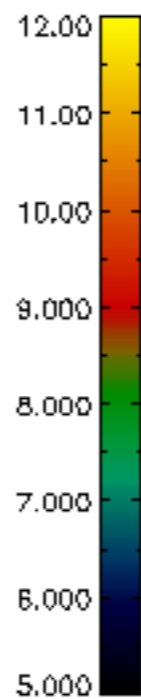
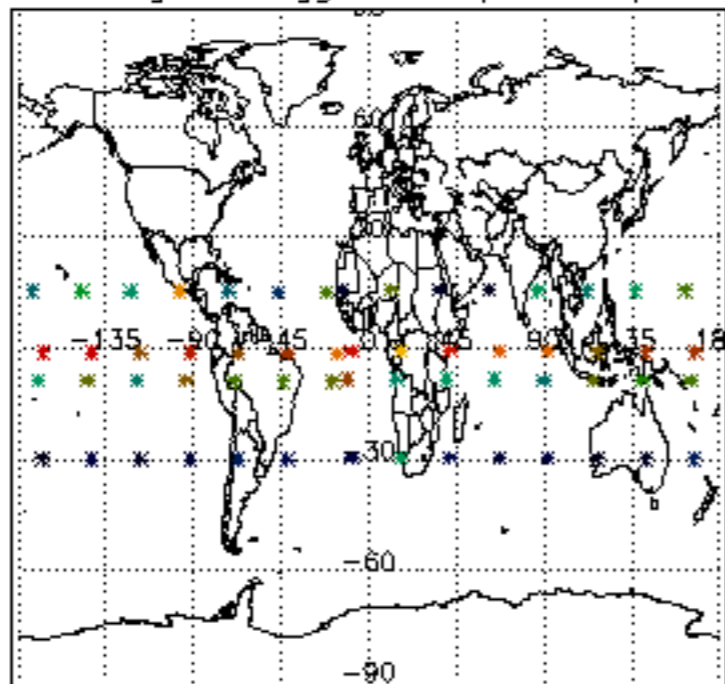
Percentage of flagged data per D3 profile



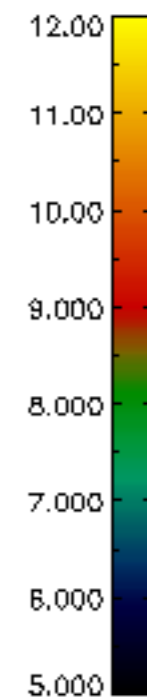
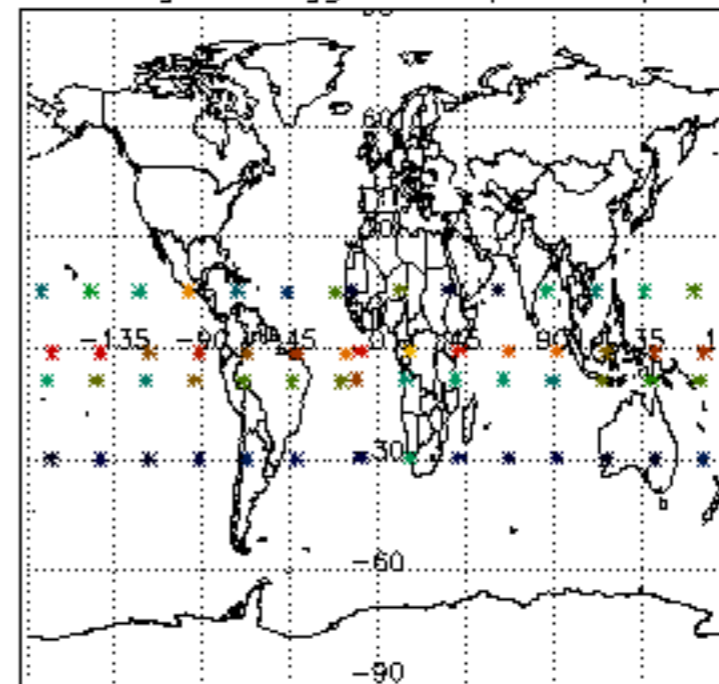
Percentage of flagged data per H2O profile

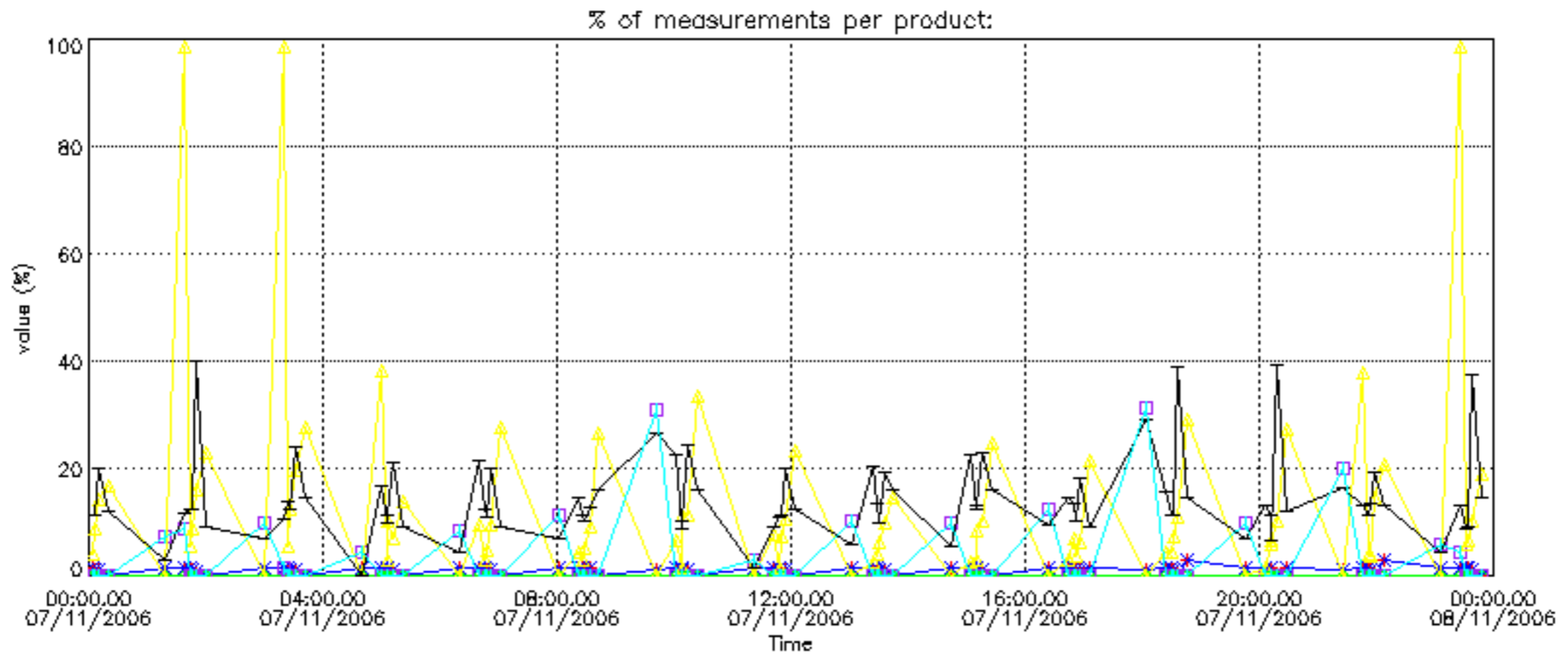
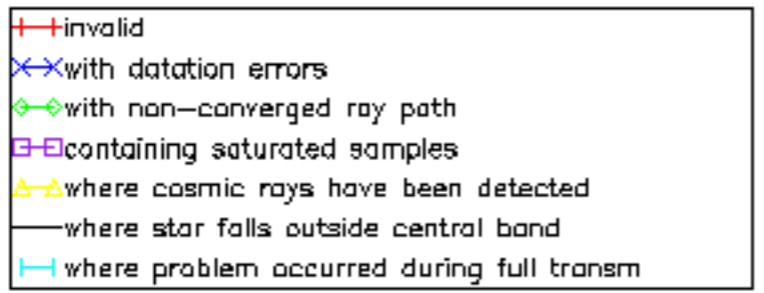


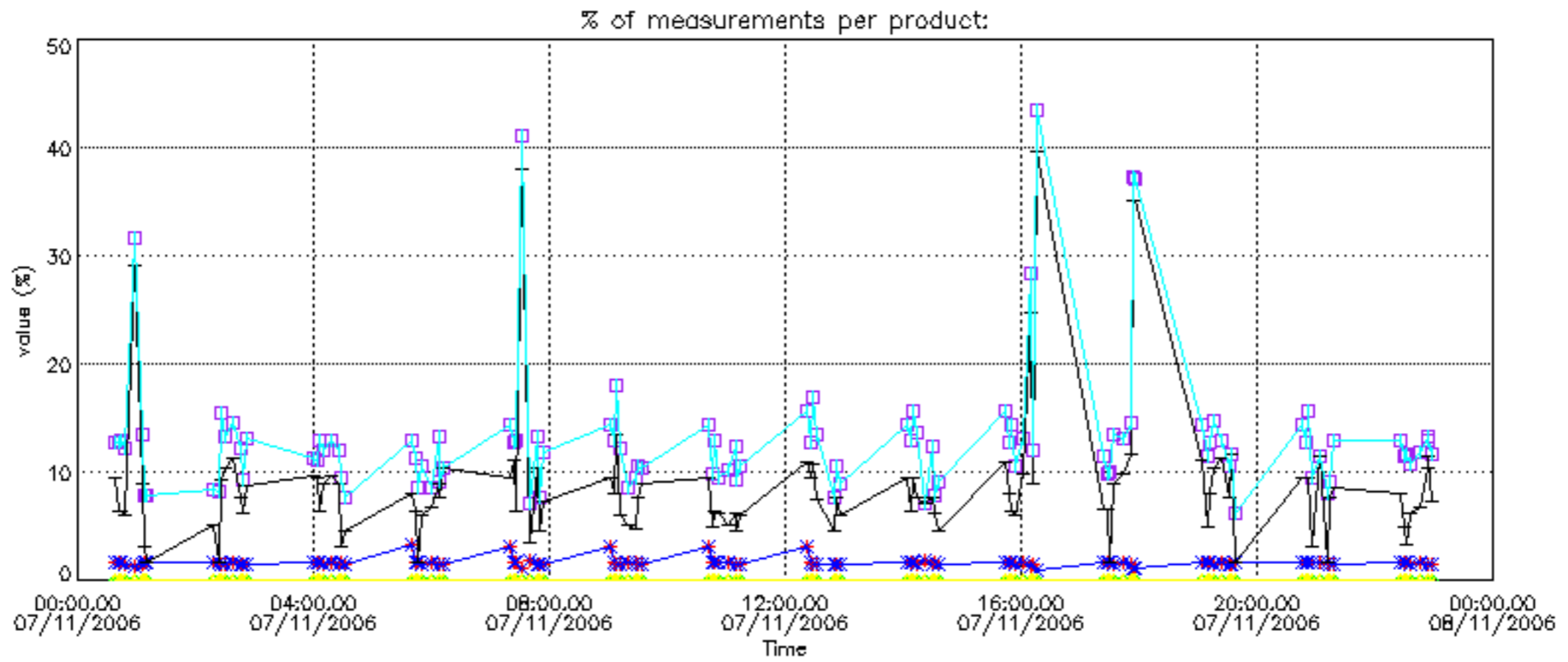
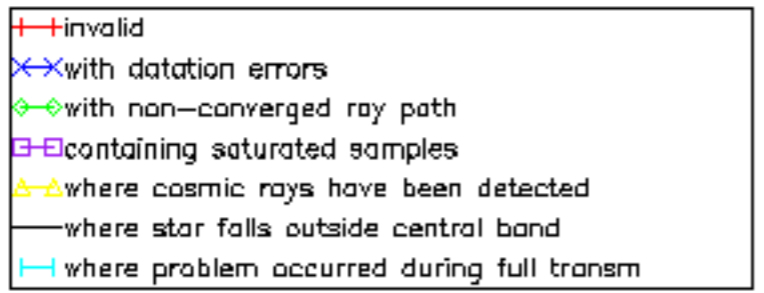
Percentage of flagged data per NO2 profile



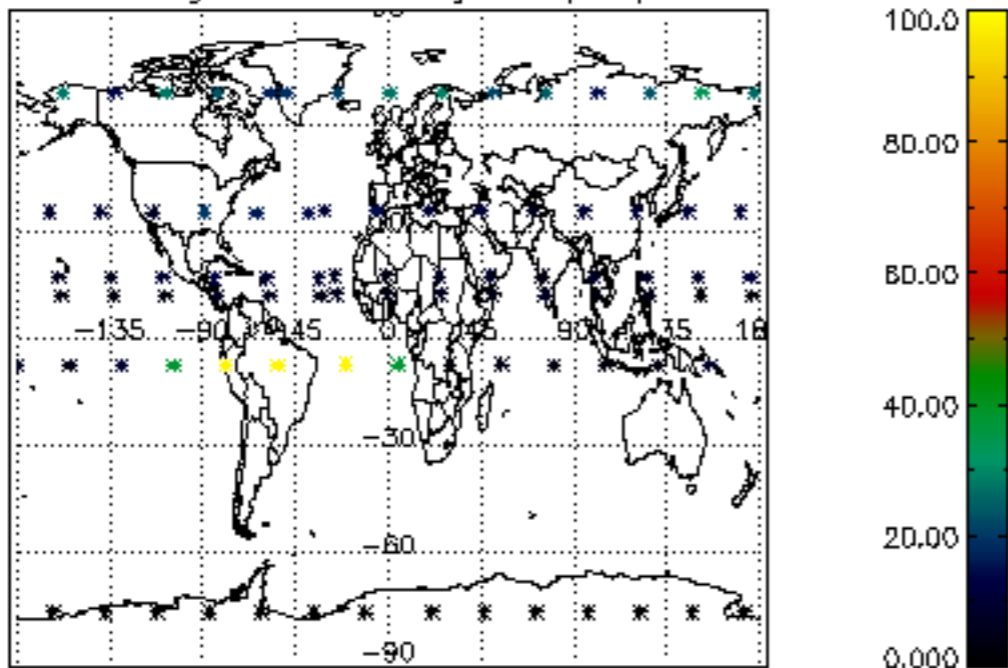
Percentage of flagged data per NO3 profile



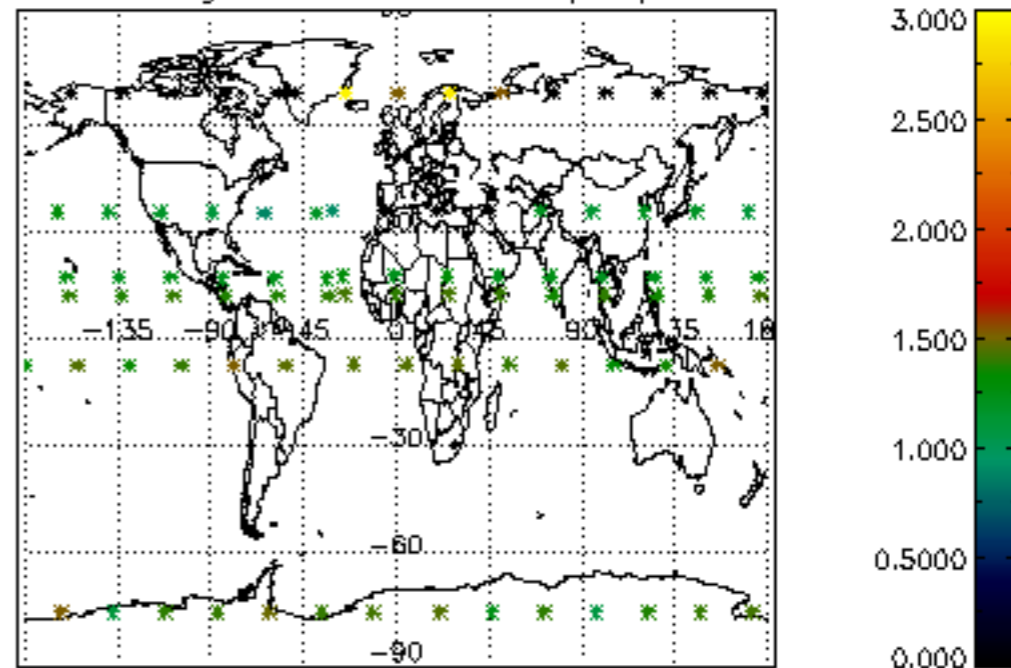




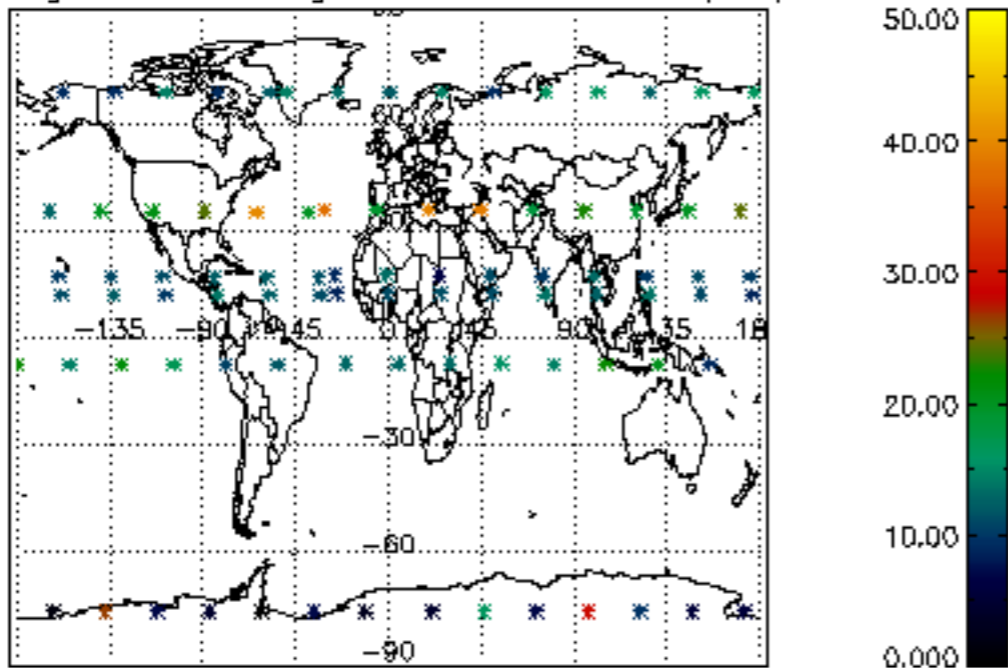
Percentage of cosmic ray hits per profile



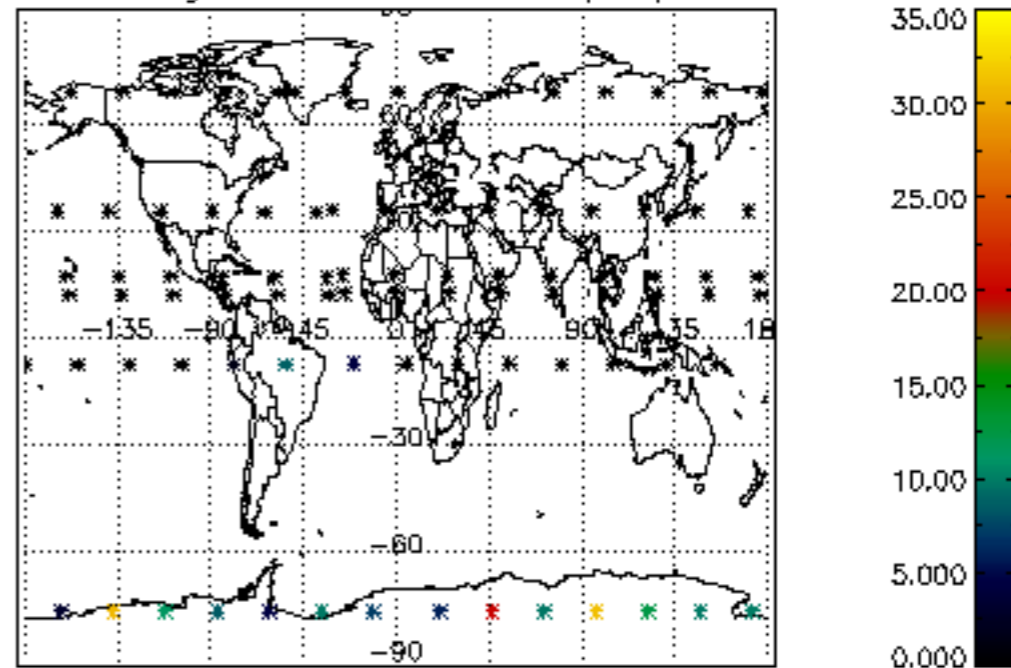
Percentage of datation errors per profile



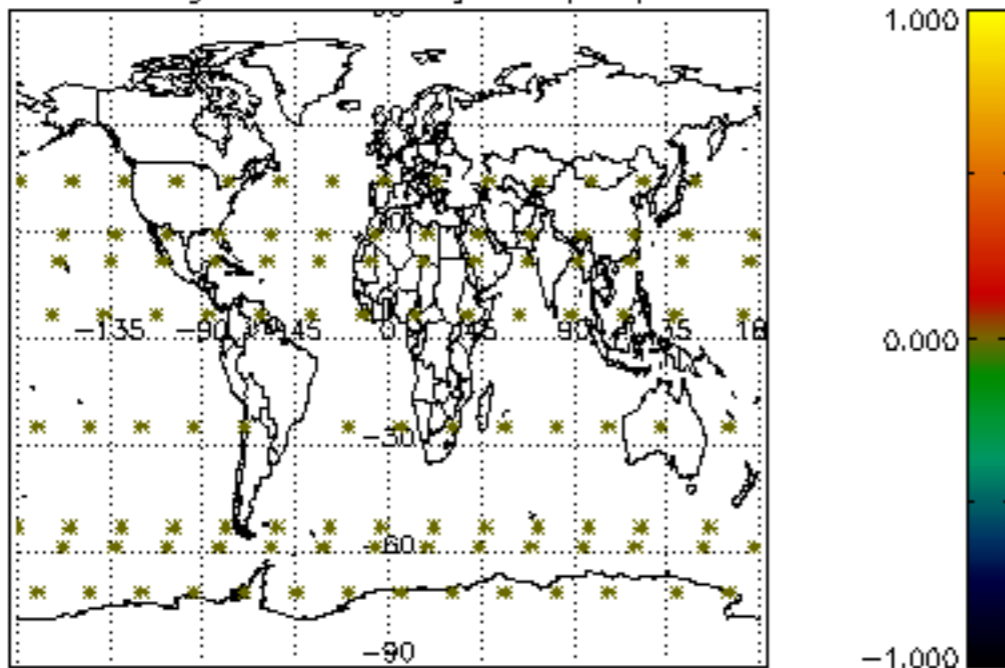
Percentage of star falling outside central band per profile



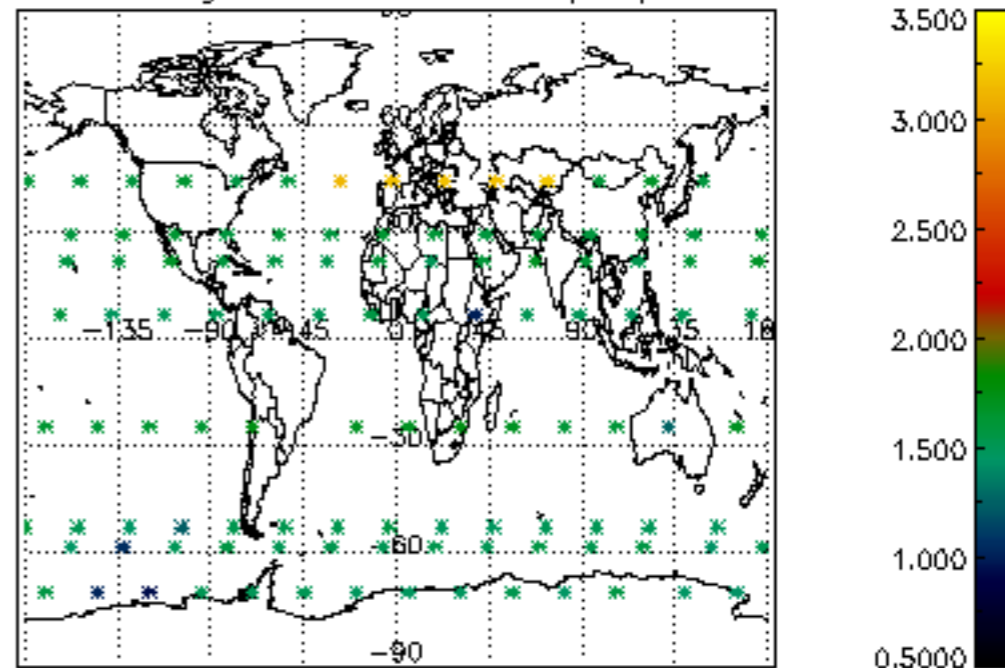
Percentage of saturation errors per profile



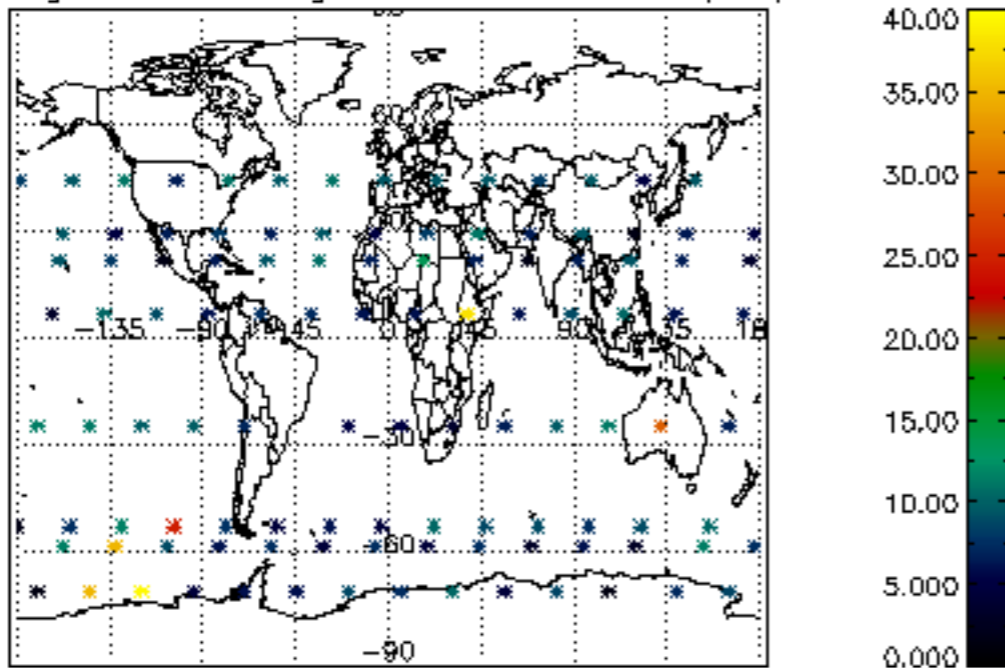
Percentage of cosmic ray hits per profile



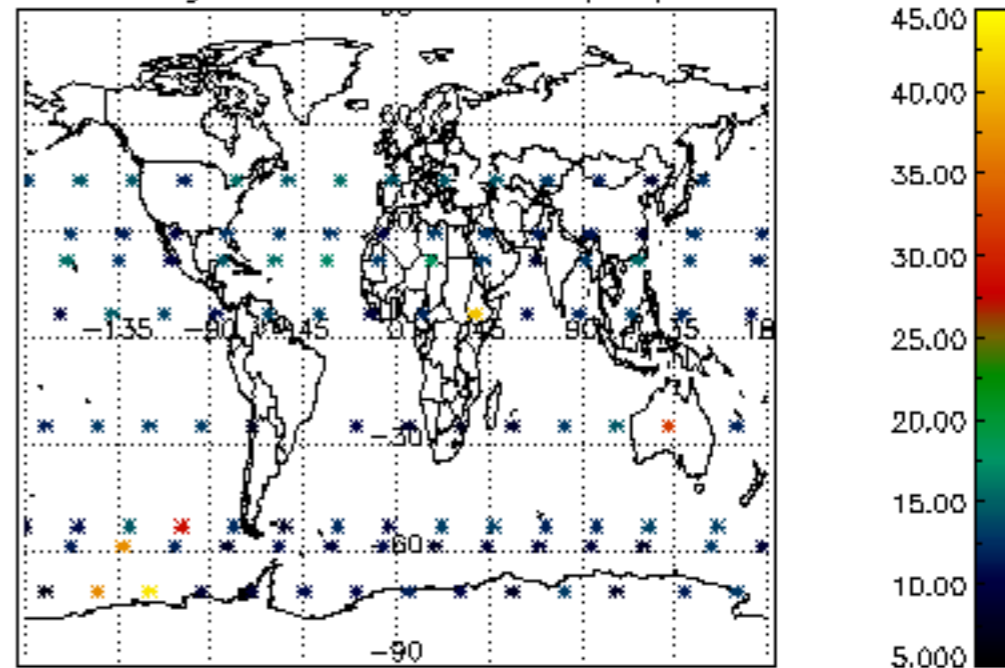
Percentage of datation errors per profile

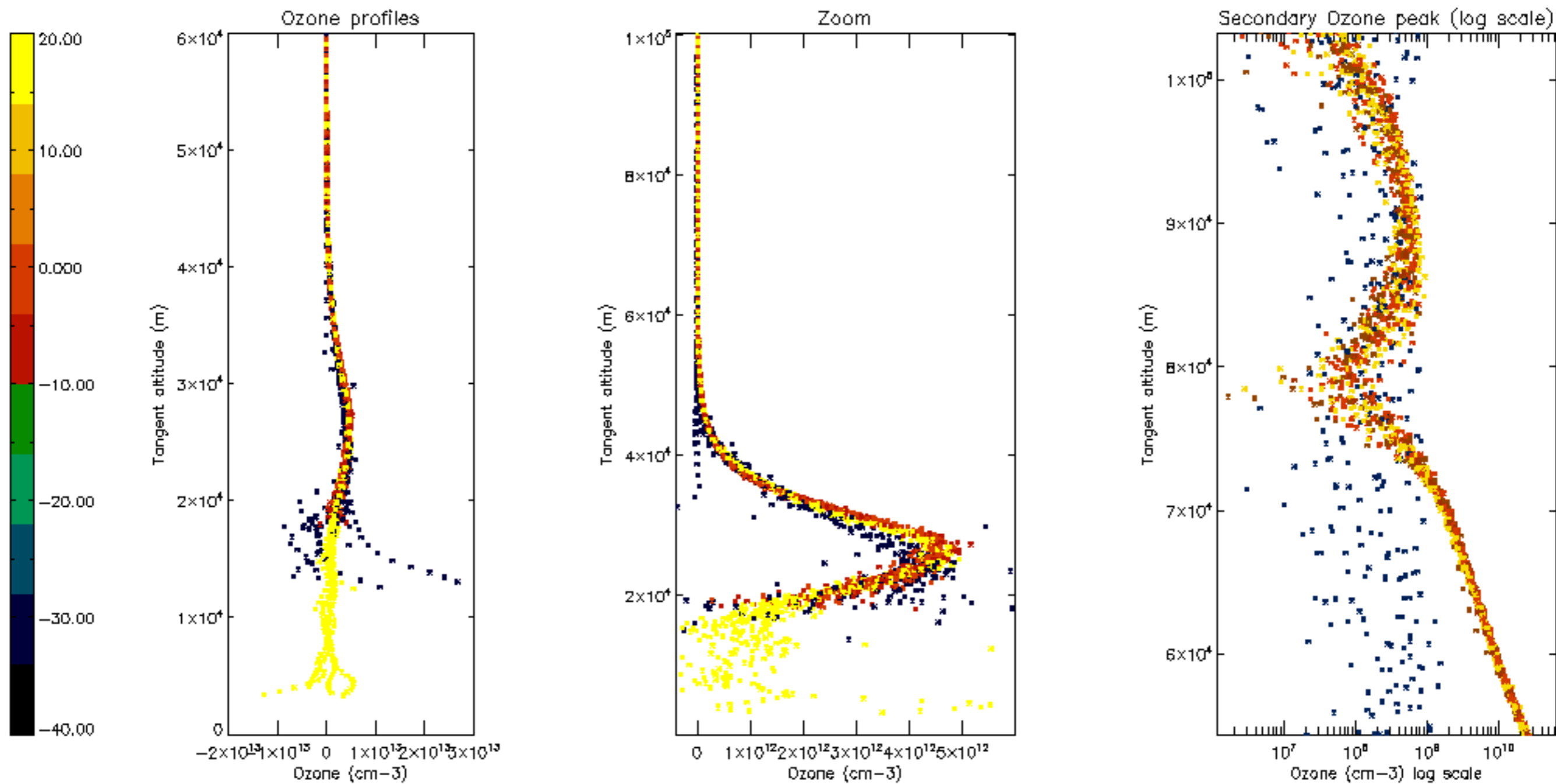


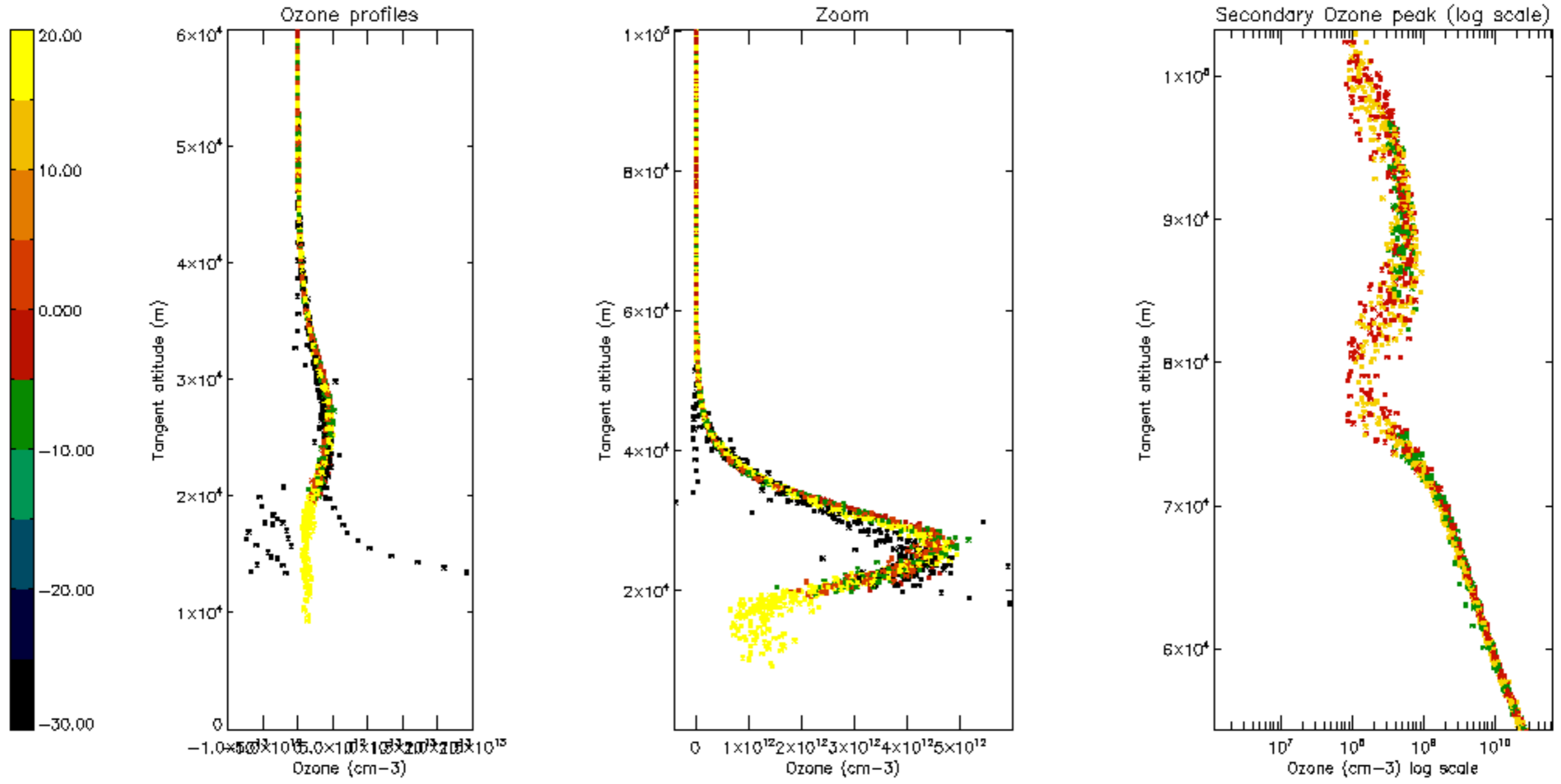
Percentage of star falling outside central band per profile

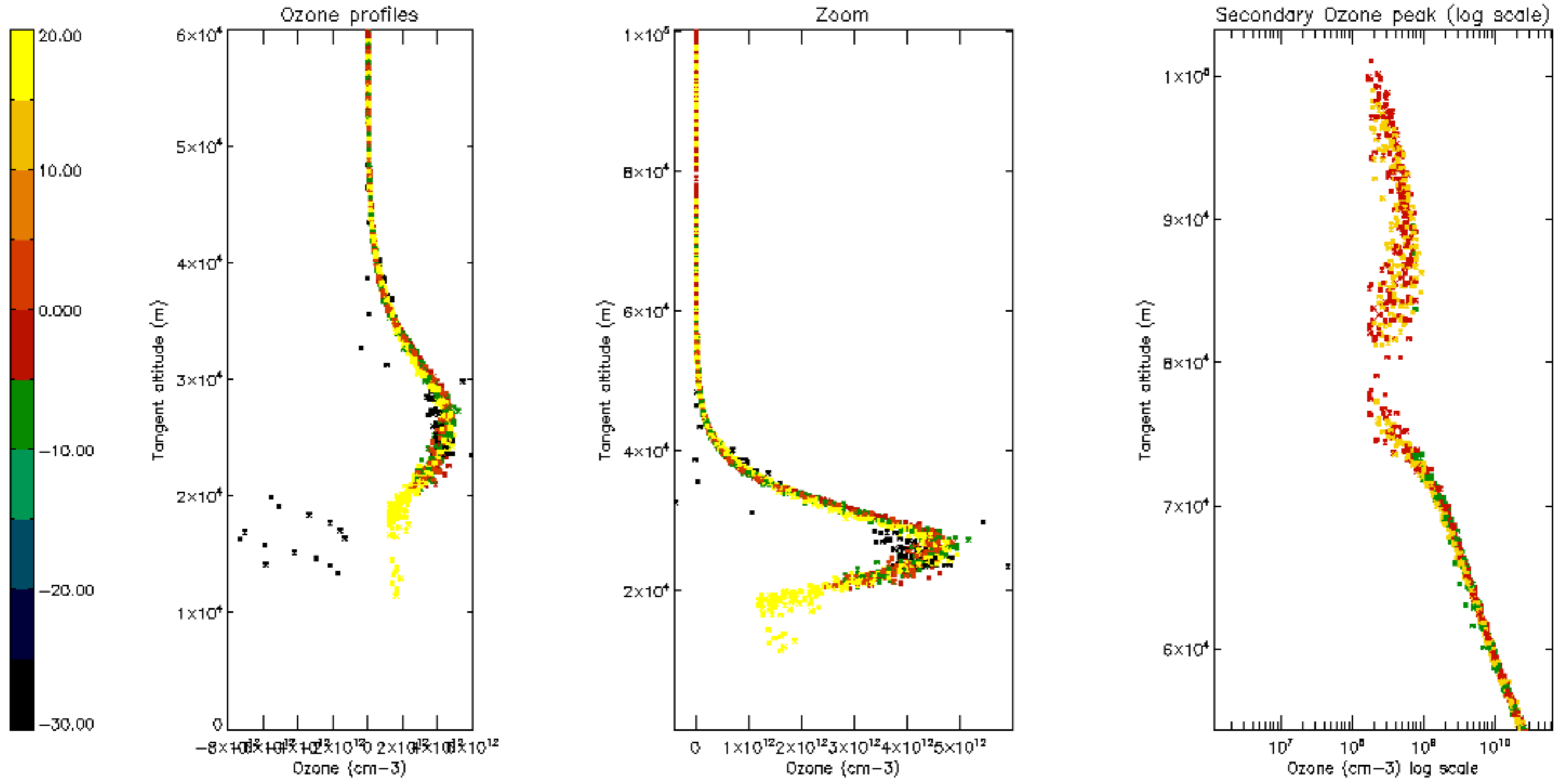


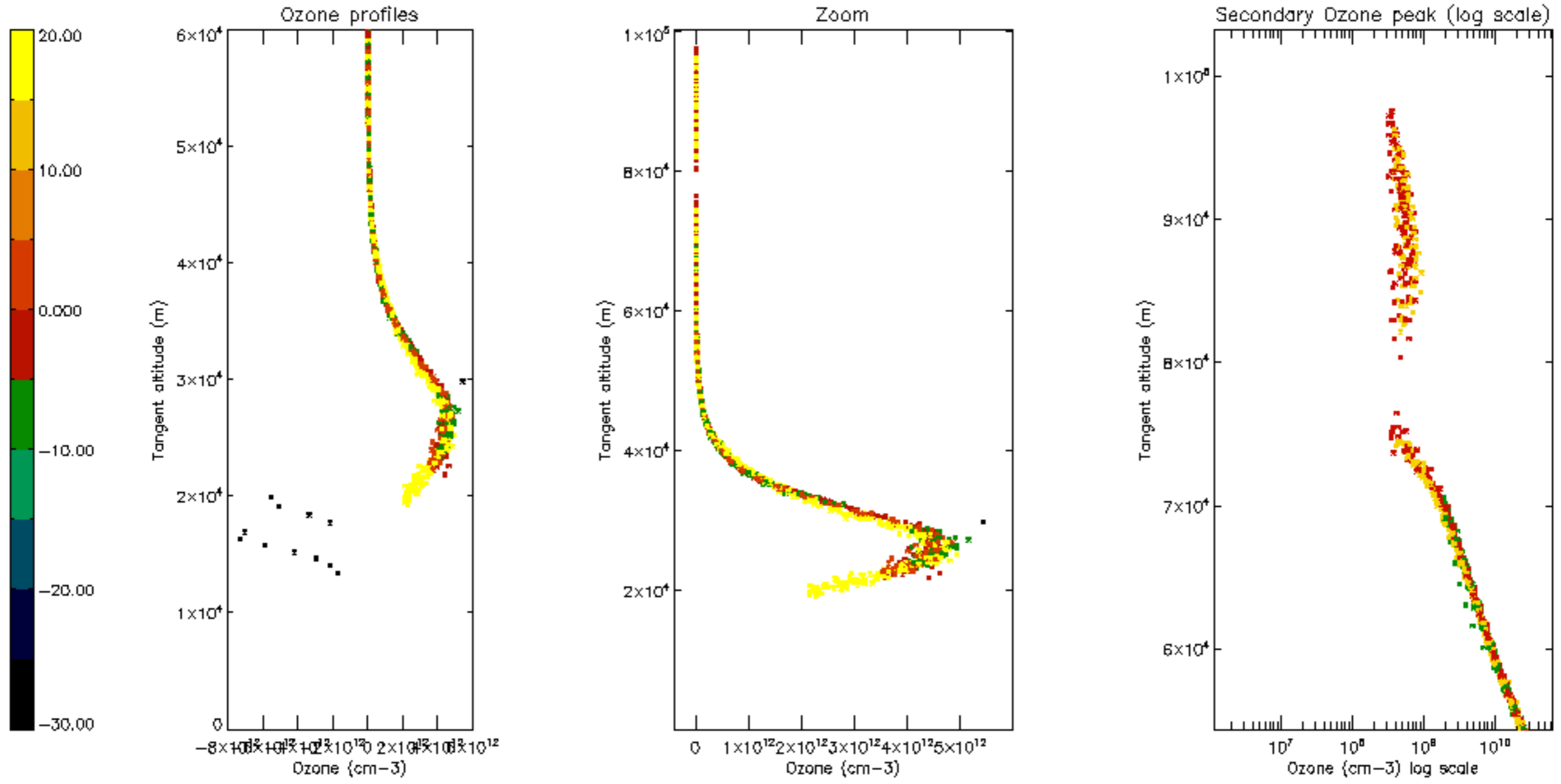
Percentage of saturation errors per profile

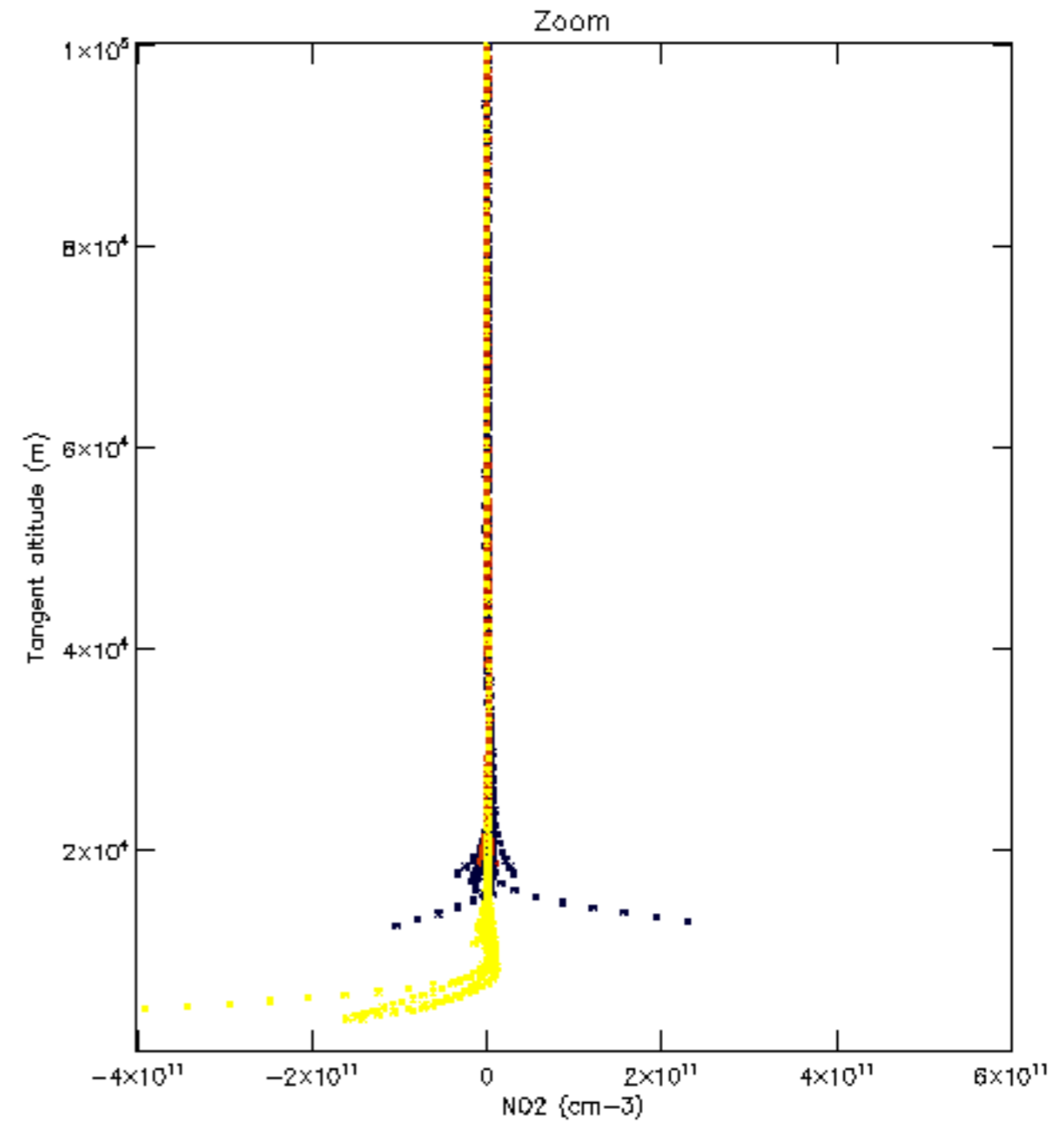
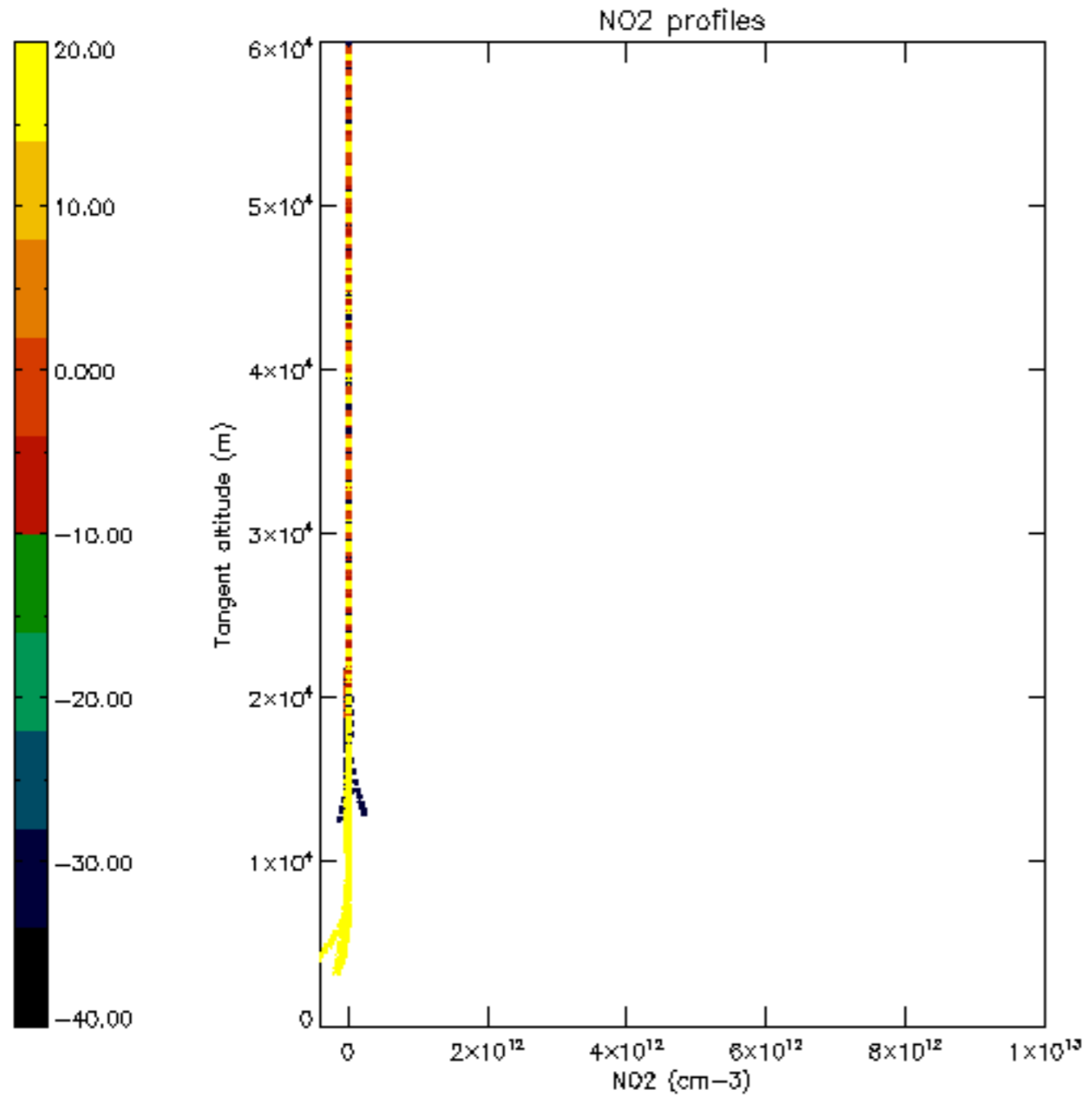


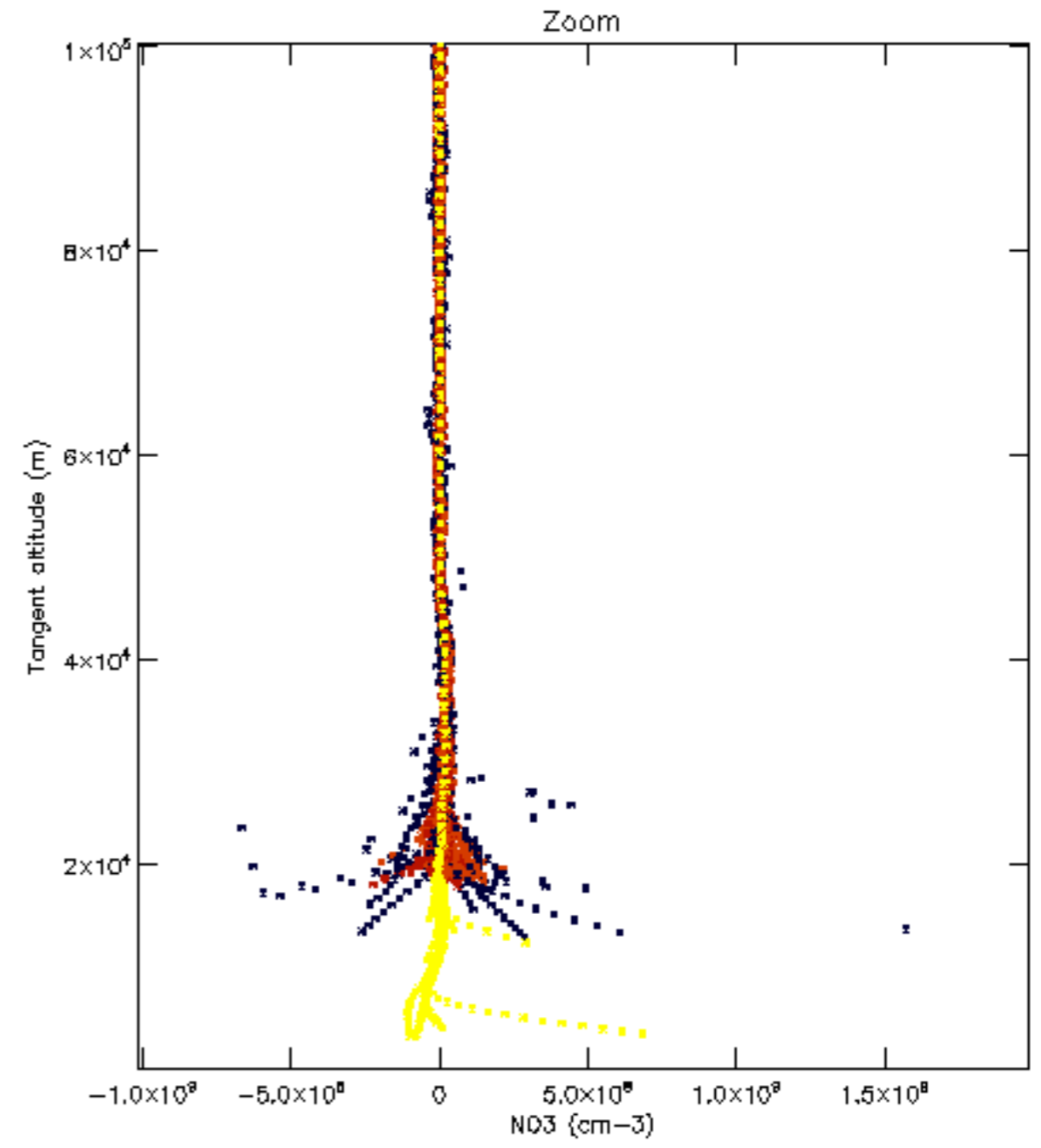
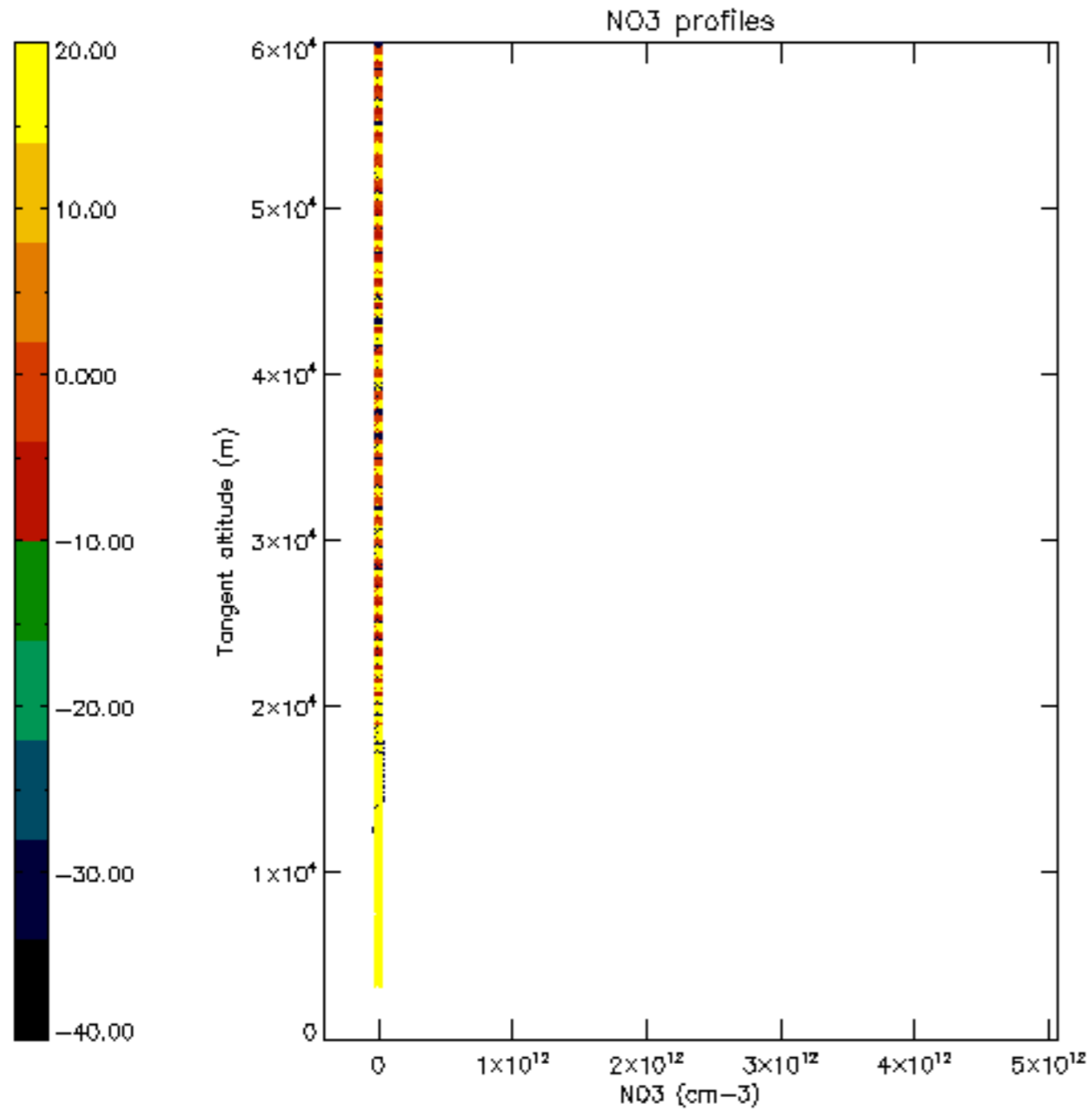


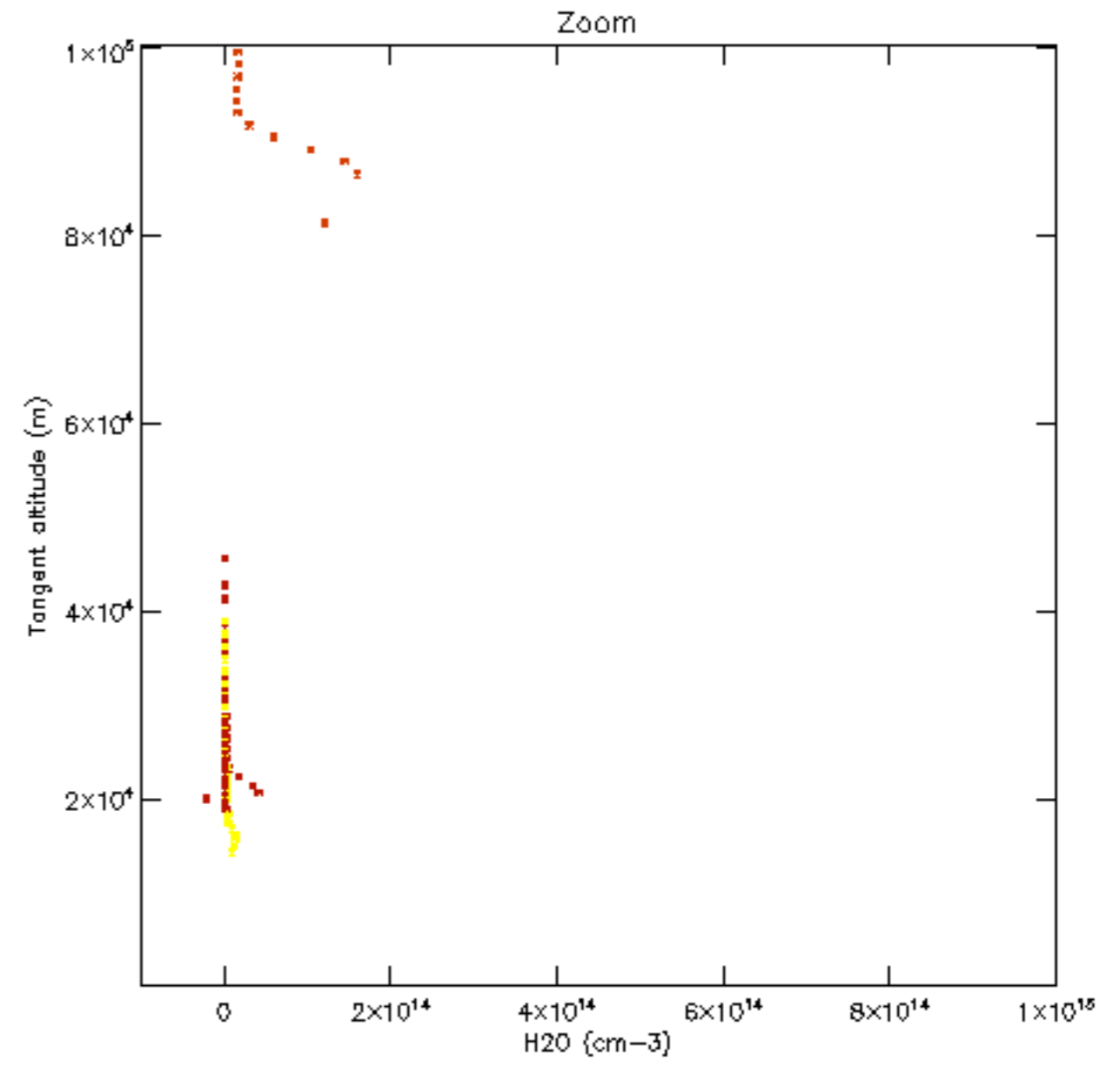
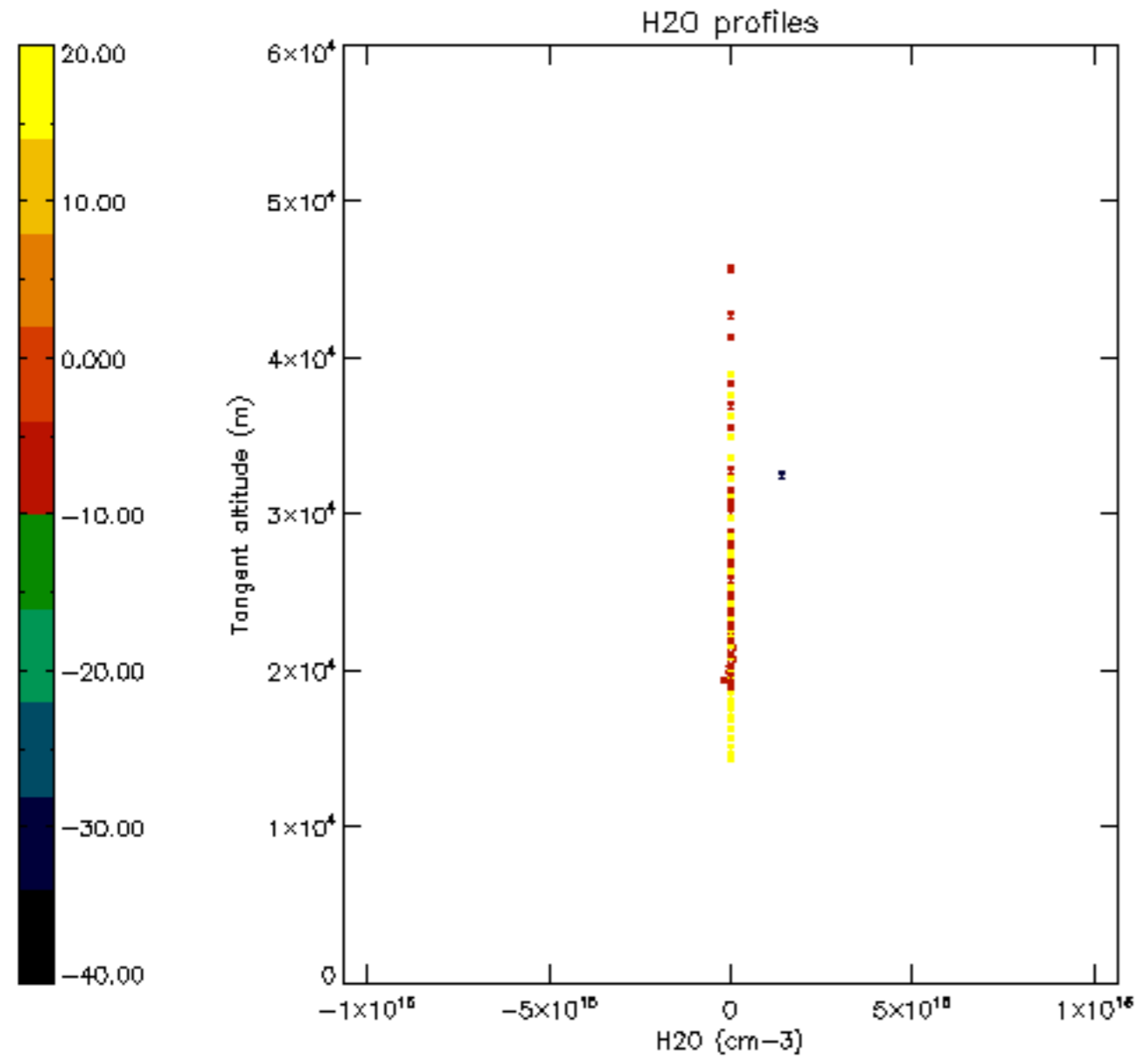


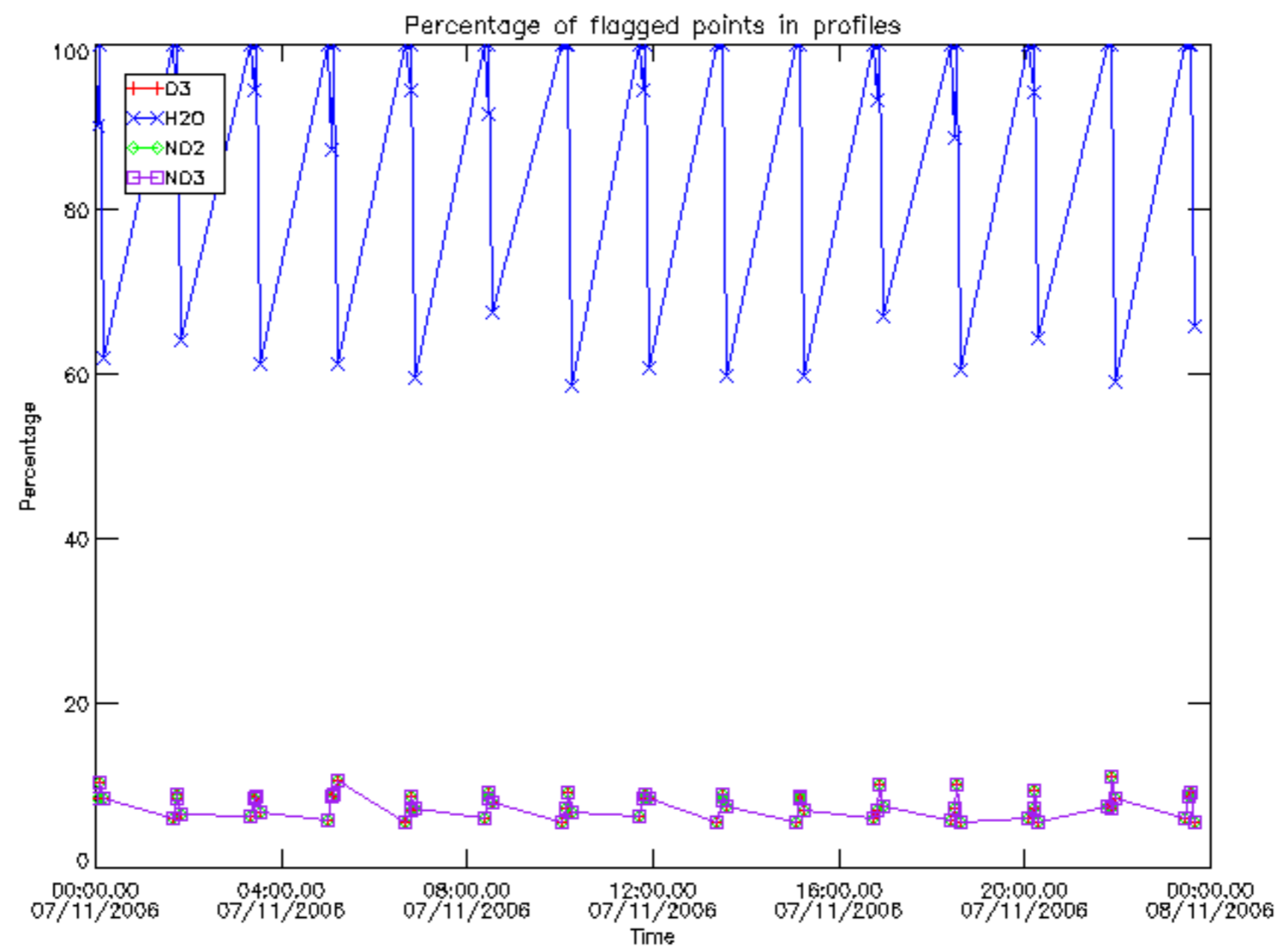




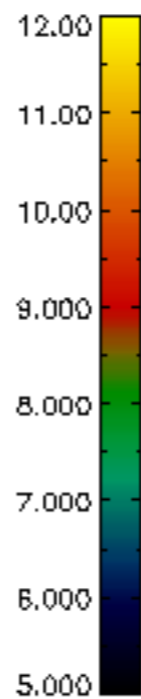
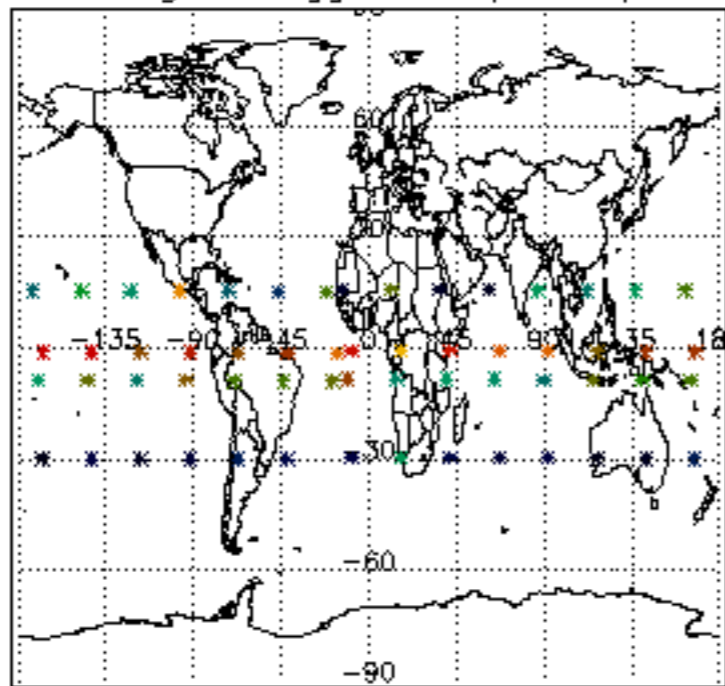




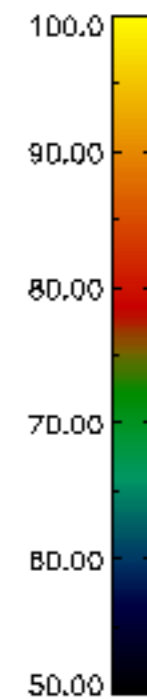
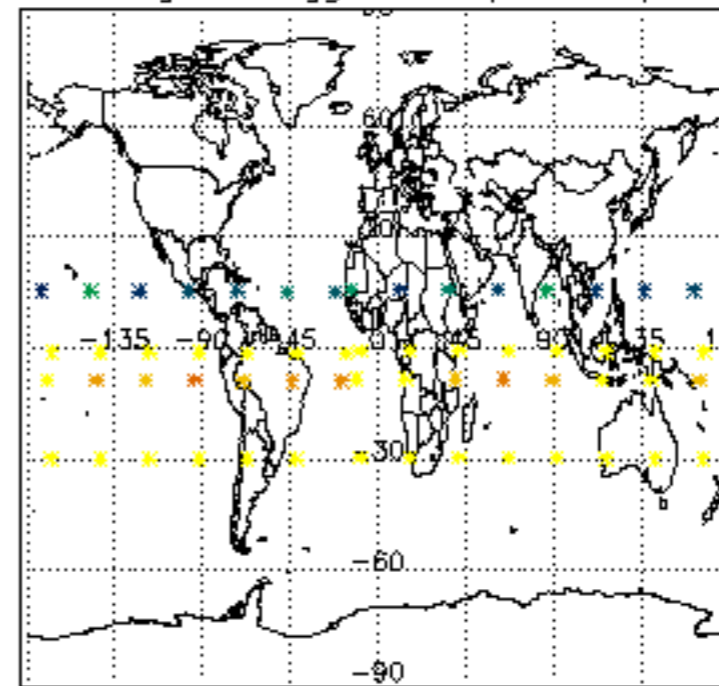




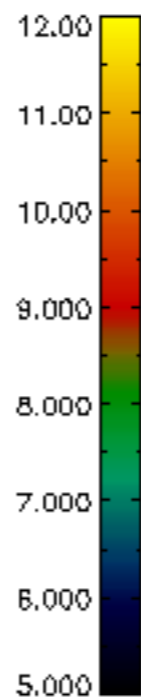
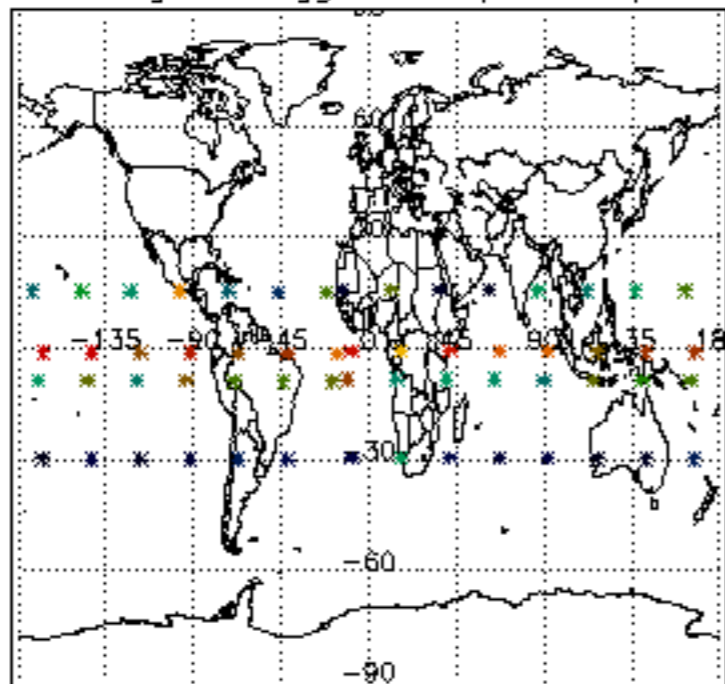
Percentage of flagged data per D3 profile



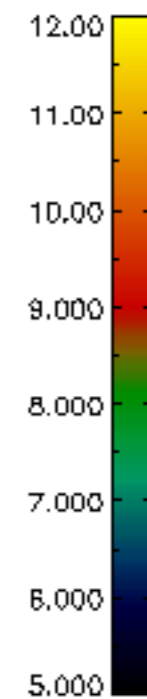
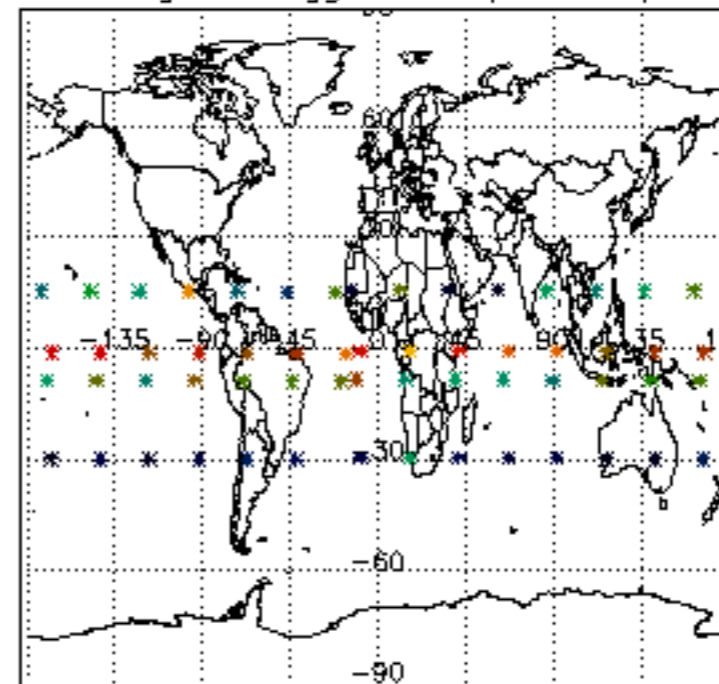
Percentage of flagged data per H2O profile

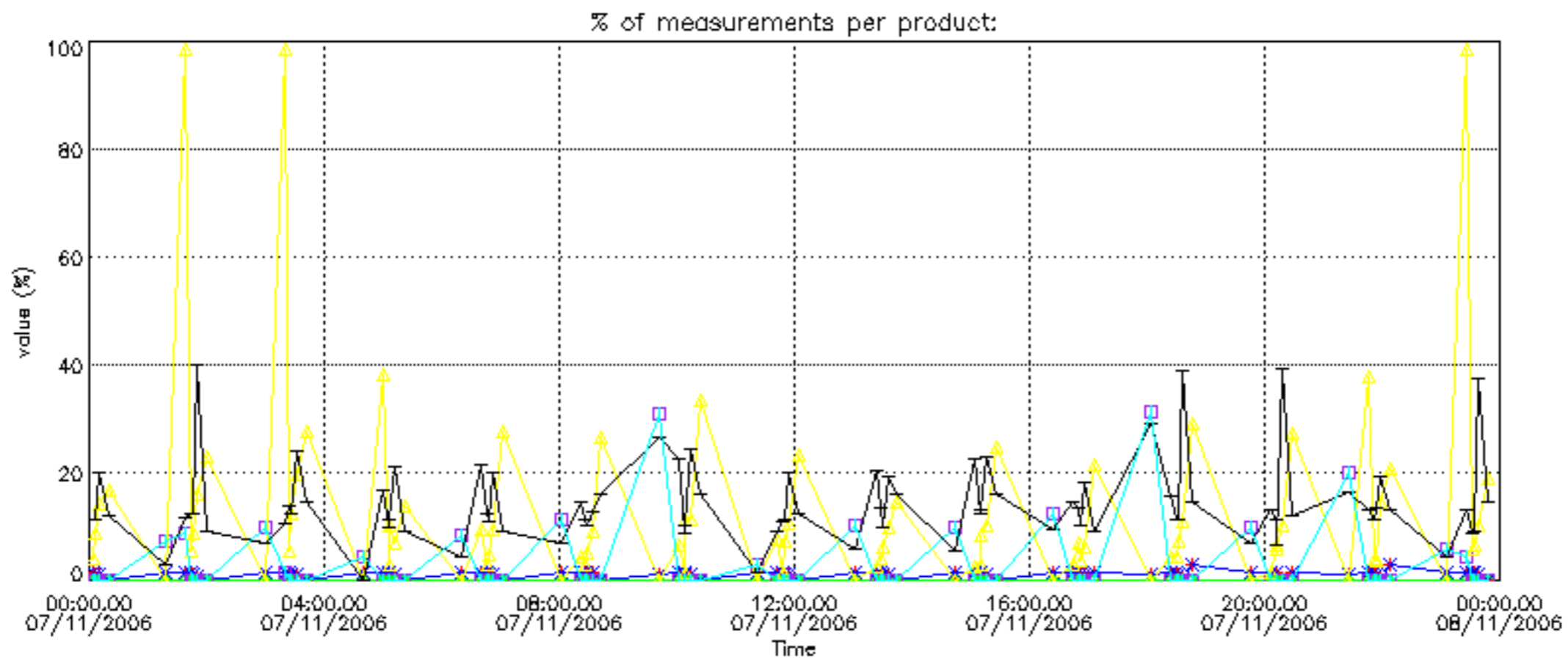
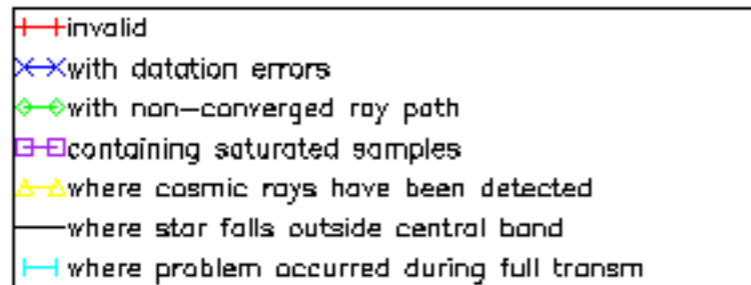


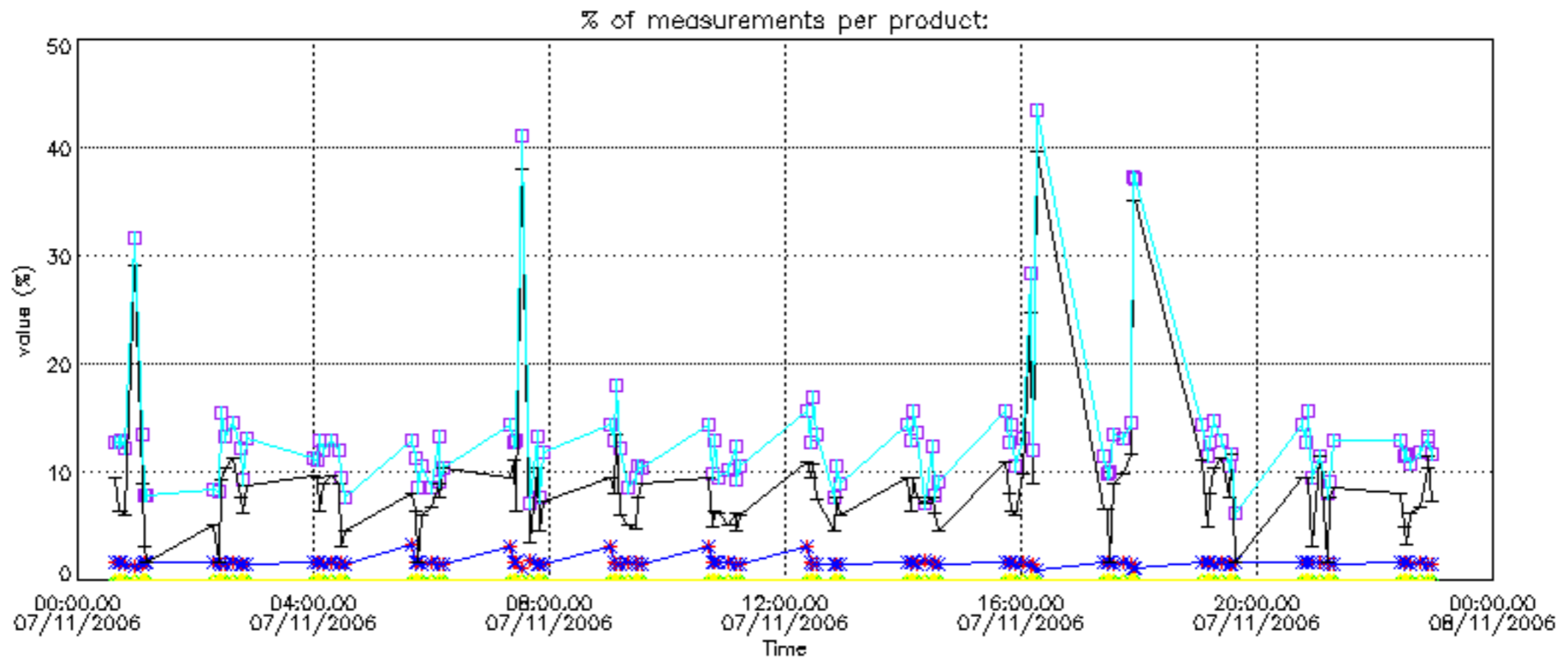
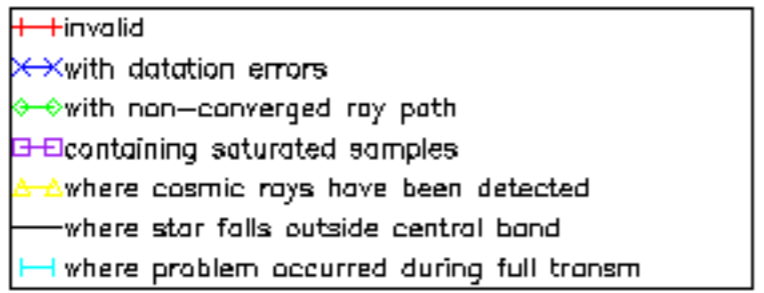
Percentage of flagged data per NO2 profile



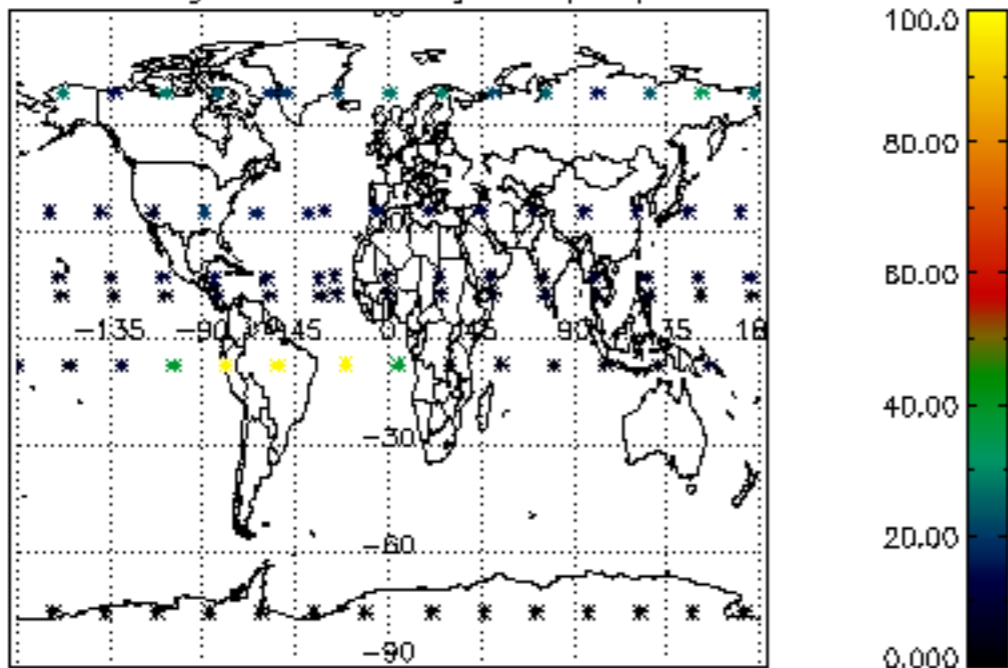
Percentage of flagged data per NO3 profile



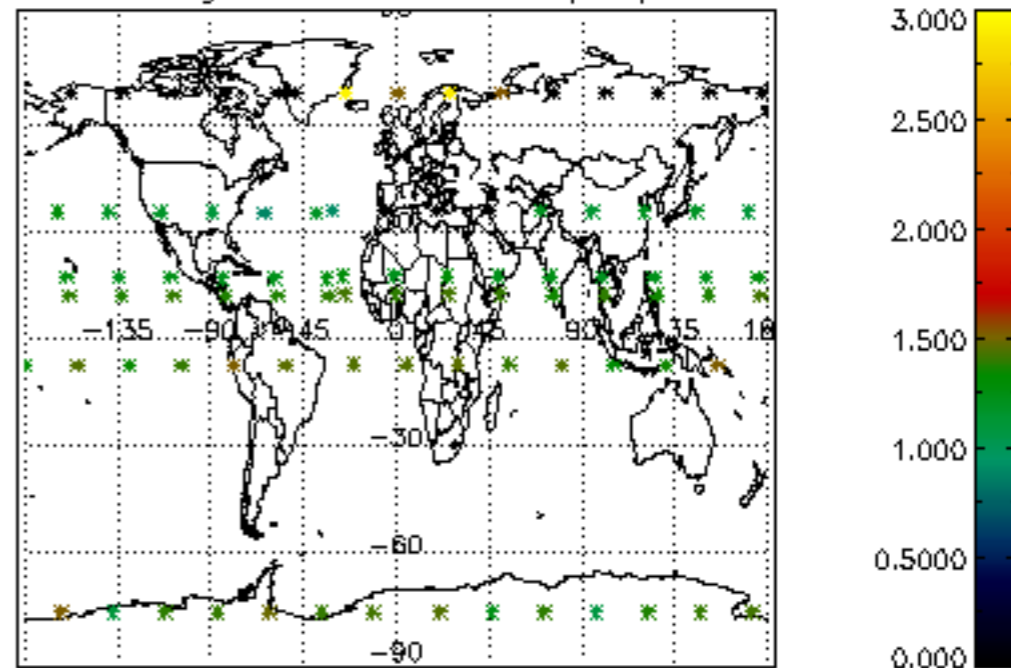




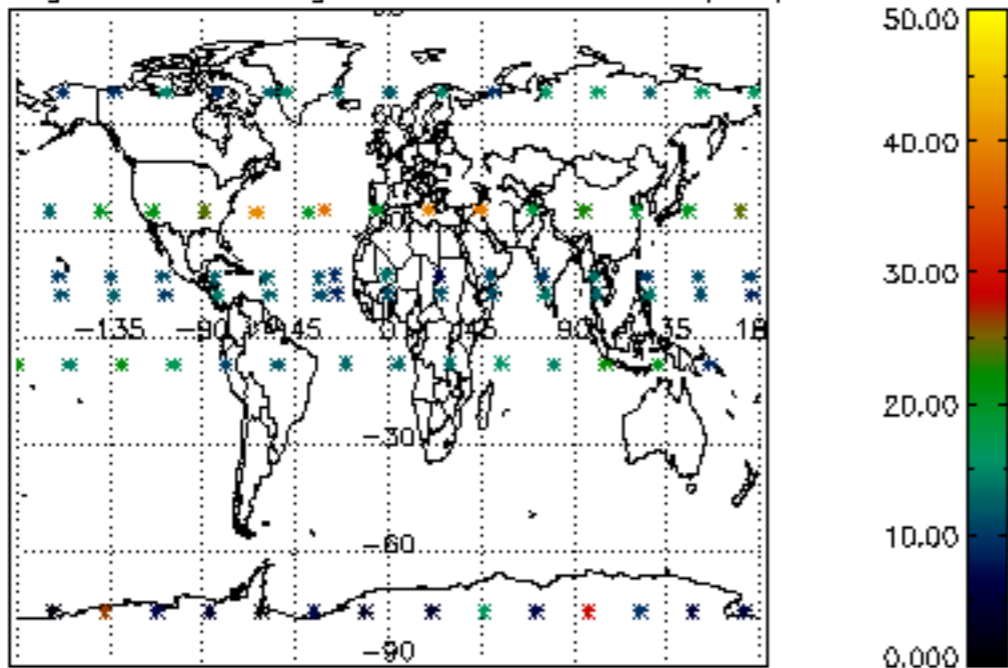
Percentage of cosmic ray hits per profile



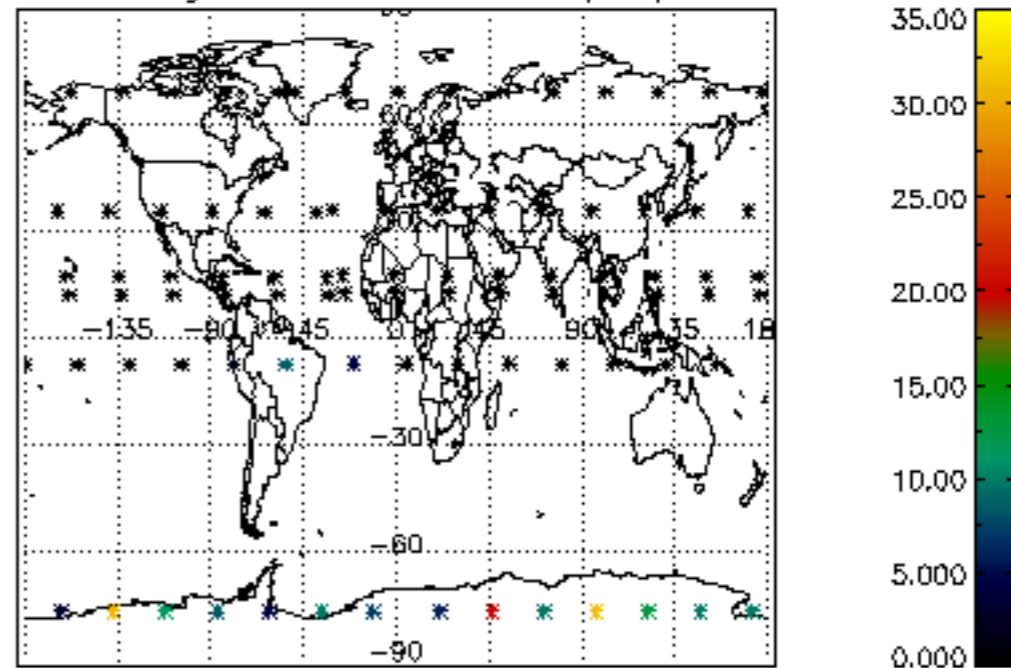
Percentage of datation errors per profile



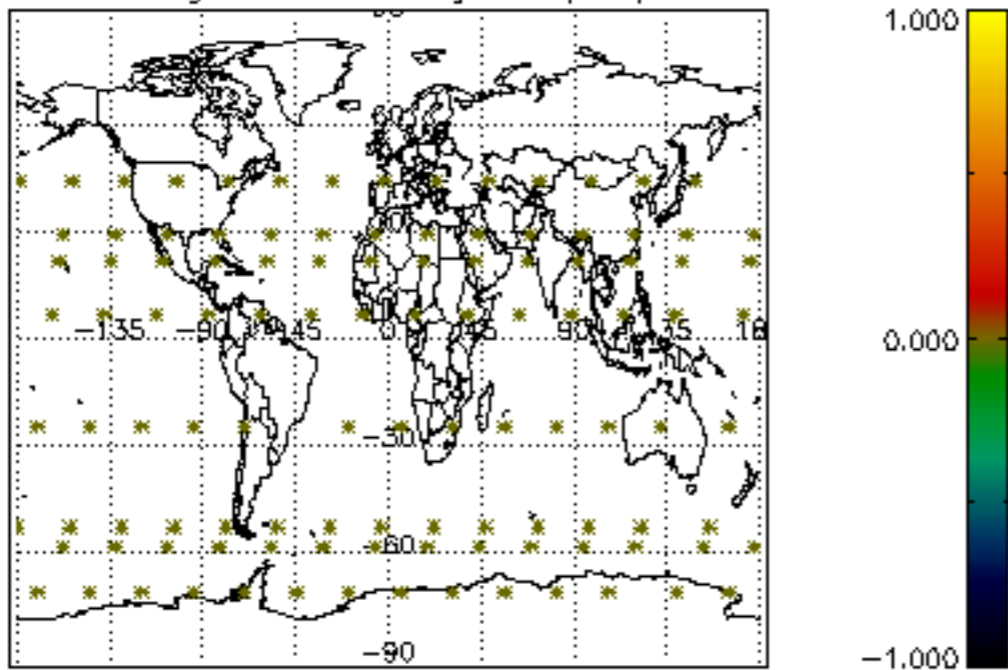
Percentage of star falling outside central band per profile



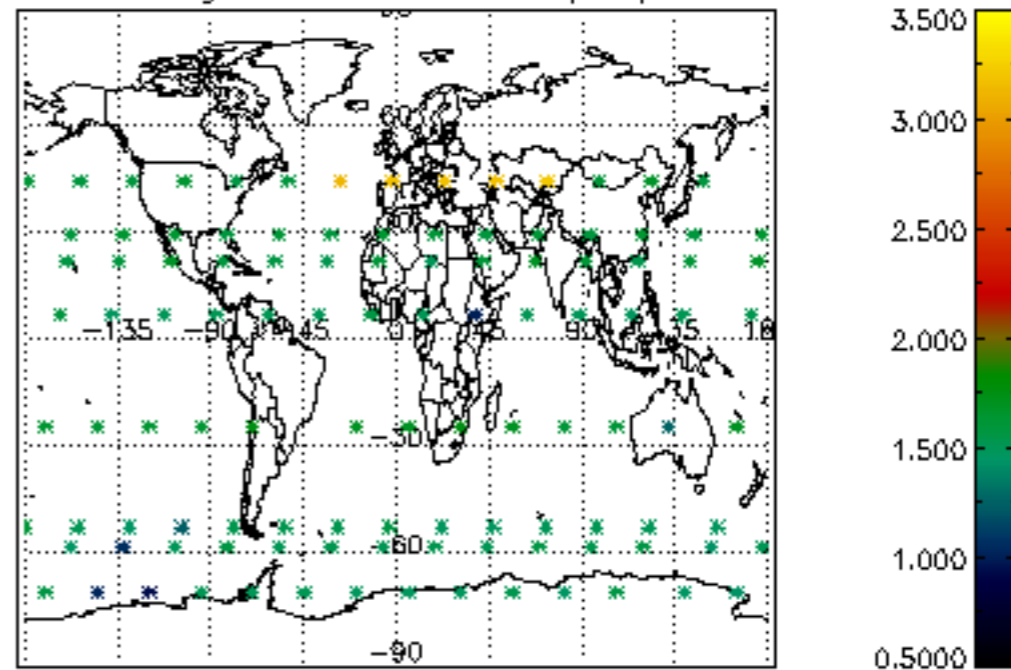
Percentage of saturation errors per profile



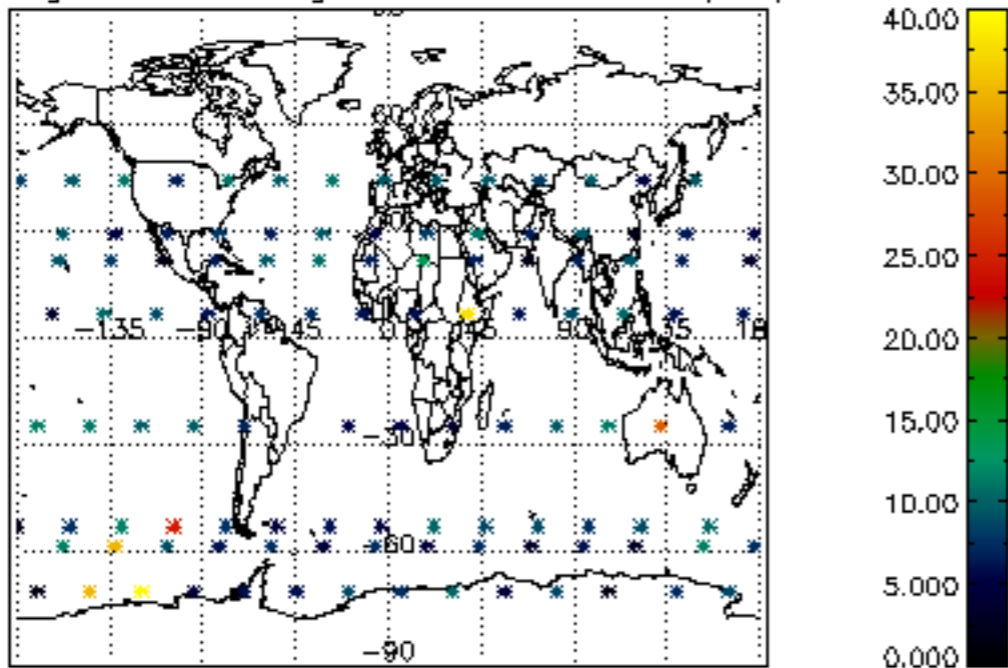
Percentage of cosmic ray hits per profile



Percentage of datation errors per profile



Percentage of star falling outside central band per profile



Percentage of saturation errors per profile

