

# GOMOS Level 2 Daily Report

## SUMMARY

### [1. General Info](#)

### [2. Summary of processed GOM\\_NL\\_2P products](#)

### [3. Level 2 Quality information per product](#)

#### [3.1 Plot of level 2 quality information per product \(time dependant\)](#)

#### [3.2 Plot of level 2 quality information per product \(world map\)](#)

### [4. Level 1 Quality information per product \(stored on level 2 products\)](#)

#### [4.1 Plot of level 1 quality information per product \(time dependant\)](#)

##### [4.1.1 Plot of level 1 quality information per product \(time dependant\): ASCENDING](#)

##### [4.1.2 Plot of level 1 quality information per product \(time dependant\): DESCENDING](#)

#### [4.2 Plot of level 1 quality information per product \(world map\)](#)

##### [4.2.1 Plot of level 1 quality information per product \(world map\): ASCENDING](#)

##### [4.2.2 Plot of level 1 quality information per product \(world map\): DESCENDING](#)

### [5. Ozone profiles based on quality statistics and other trace gas profiles](#)

#### [5.1 Ozone statistics based on quality of products](#)

#### [5.2 Plot ozone profiles for all STD \(dark without errors\)](#)

#### [5.3 Plot ozone profiles where STD < 20% \(dark without errors\)](#)

#### [5.4. Plot ozone profiles where STD < 10% \(dark without errors\)](#)

#### [5.5. Plot ozone profiles where STD < 5% \(dark without errors\)](#)

#### [5.6 Plot NO2 profiles for all STD \(dark without errors\)](#)

#### [5.7 Plot NO3 profiles for all STD \(dark without errors\)](#)

#### [5.8 Plot H2O profiles \(only for occultations of stars 1,2,3,4,13,14,16,26,63 dark without errors\) for all STD](#)

### [6. Auxiliary Data Files used for the production reported in section 2](#)

This report presents the daily analysis on parameters extracted from GOMOS level 2 data (GOM\_NL\_\_2P). It is intended to monitor some important parameters that will impact the quality of these products. A list of level 2 products (and content) that have arrived during the reporting day to the PCF is also given.

Item	Value
Time of report generation	24APR2013 05:36:33
Data source version	GOMOS/6.01
Start time of products	06-11-2006 (06NOV2006 00:00:00)
Stop time of products	07-11-2006 (07NOV2006 00:00:00)
Store outputs in DB	Yes
Nb of level 2 prods	192
Nb of prods with errors	1

## 2. Summary of processed GOM\_NL\_\_2P products.

Nr	Filename	UTC Start time	Limb	Duration	Star Id	Star Name	Star Mag	Star Temp	Nb Meas	Orbit	Prod. error
1	GOM_NL__2PRFIN20061106_010951_000000322052_00389_24491_3246.N1	06-NOV-2006 01:09:51	Bright	31.500	105	6Bet Ari	2.6450	8900.0	63	24491	No
2	GOM_NL__2PRFIN20061106_011400_000000292052_00389_24491_3247.N1	06-NOV-2006 01:14:00	Bright	29.000	53	43Bet And	2.0480	3300.0	58	24491	No
3	GOM_NL__2PRFIN20061106_011610_000000322052_00389_24491_3248.N1	06-NOV-2006 01:16:10	Bright	32.000	73	57Gam1And	2.2600	13100.	64	24491	No
4	GOM_NL__2PRFIN20061106_012058_000000302052_00389_24491_3249.N1	06-NOV-2006 01:20:58	Bright	29.500	110	37Del Cas	2.6780	8900.0	59	24491	No
5	GOM_NL__2PRFIN20061106_012908_000000312052_00389_24491_3250.N1	06-NOV-2006 01:29:08	Bright	31.000	49	1Alp UMi	1.9900	6300.0	62	24491	No
6	GOM_NL__2PRFIN20061106_013711_000000312052_00389_24491_3251.N1	06-NOV-2006 01:37:11	Bright	31.000	36	50Alp UMa	1.8000	6300.0	62	24491	No
7	GOM_NL__2PRFIN20061106_013848_000000322052_00389_24491_3252.N1	06-NOV-2006 01:38:48	Bright	32.000	82	48Bet UMa	2.3650	10600.	64	24491	No
8	GOM_NL__2PRFIN20061106_014235_000000332052_00389_24491_3253.N1	06-NOV-2006 01:42:35	Bright	33.000	174	52Psi UMa	3.0040	4400.0	66	24491	No
9	GOM_NL__2PRFIN20061106_015018_000000352052_00389_24491_3254.N1	06-NOV-2006 01:50:18	Bright	34.500	96	68Del Leo	2.5600	9300.0	69	24491	No
10	GOM_NL__2PRFIN20061106_021021_000000342052_00389_24491_3255.N1	06-NOV-2006 02:10:21	Dark	34.000	113	Mu Vel	2.6920	5000.0	68	24491	No
11	GOM_NL__2PRFIN20061106_021545_000000372052_00390_24492_3246.N1	06-NOV-2006 02:15:45	Dark	37.000	46	Del Vel	1.9540	10600.	74	24492	No
12	GOM_NL__2PRFIN20061106_021705_000000402052_00390_24492_3247.N1	06-NOV-2006 02:17:05	Dark	39.500	34	Gam2Vel	1.7930	23000.	79	24492	No
13	GOM_NL__2PRFIN20061106_022219_000000552052_00390_24492_3248.N1	06-NOV-2006 02:22:19	Dark	54.500	2	Alp Car	-0.73600	7000.0	109	24492	No
14	GOM_NL__2PRFIN20061106_023205_000000332052_00390_24492_3249.N1	06-NOV-2006 02:32:05	Straylight	32.500	157	The1Eri	2.9060	9300.0	65	24492	No
15	GOM_NL__2PRFIN20061106_025026_000000332052_00390_24492_3250.N1	06-NOV-2006 02:50:26	Bright	33.000	105	6Bet Ari	2.6450	8900.0	66	24492	No
16	GOM_NL__2PRFIN20061106_025436_000000302052_00390_24492_3251.N1	06-NOV-2006 02:54:36	Bright	30.000	53	43Bet And	2.0480	3300.0	60	24492	No
17	GOM_NL__2PRFIN20061106_025646_000000342052_00390_24492_3252.N1	06-NOV-2006 02:56:46	Bright	33.500	73	57Gam1And	2.2600	13100.	67	24492	No
18	GOM_NL__2PRFIN20061106_030134_000000372052_00390_24492_3253.N1	06-NOV-2006 03:01:34	Bright	37.000	110	37Del Cas	2.6780	8900.0	74	24492	No
19	GOM_NL__2PRFIN20061106_030944_000000292052_00390_24492_3254.N1	06-NOV-2006 03:09:44	Bright	28.500	49	1Alp UMi	1.9900	6300.0	57	24492	No
20	GOM_NL__2PRFIN20061106_031746_000000352052_00390_24492_3255.N1	06-NOV-2006 03:17:46	Bright	35.000	36	50Alp UMa	1.8000	6300.0	70	24492	No
21	GOM_NL__2PRFIN20061106_031924_000000352052_00390_24492_3256.N1	06-NOV-2006 03:19:24	Bright	34.500	82	48Bet UMa	2.3650	10600.	69	24492	No
22	GOM_NL__2PRFIN20061106_032311_000000332052_00390_24492_3257.N1	06-NOV-2006 03:23:11	Bright	33.000	174	52Psi UMa	3.0040	4400.0	66	24492	No
23	GOM_NL__2PRFIN20061106_033054_000000342052_00390_24492_3258.N1	06-NOV-2006 03:30:54	Bright	33.500	96	68Del Leo	2.5600	9300.0	67	24492	No
24	GOM_NL__2PRFIN20061106_035057_000000332052_00390_24492_3259.N1	06-NOV-2006 03:50:57	Dark	33.000	113	Mu Vel	2.6920	5000.0	66	24492	No
25	GOM_NL__2PRFIN20061106_035622_000000372052_00391_24493_3247.N1	06-NOV-2006 03:56:22	Dark	37.000	46	Del Vel	1.9540	10600.	74	24493	No
26	GOM_NL__2PRFIN20061106_035742_000000402052_00391_24493_3248.N1	06-NOV-2006 03:57:42	Dark	39.500	34	Gam2Vel	1.7930	23000.	79	24493	No
27	GOM_NL__2PRFIN20061106_040256_000000412052_00391_24493_3249.N1	06-NOV-2006 04:02:56	Dark	40.500	2	Alp Car	-0.73600	7000.0	81	24493	No
28	GOM_NL__2PRFIN20061106_041241_000000342052_00391_24493_3250.N1	06-NOV-2006 04:12:41	Straylight	34.000	157	The1Eri	2.9060	9300.0	68	24493	No
29	GOM_NL__2PRFIN20061106_043102_000000322052_00391_24493_3251.N1	06-NOV-2006 04:31:02	Bright	32.000	105	6Bet Ari	2.6450	8900.0	64	24493	No
30	GOM_NL__2PRFIN20061106_043512_000000332052_00391_24493_3252.N1	06-NOV-2006 04:35:12	Bright	32.500	53	43Bet And	2.0480	3300.0	65	24493	No
31	GOM_NL__2PRFIN20061106_043722_000000312052_00391_24493_3253.N1	06-NOV-2006 04:37:22	Bright	30.500	73	57Gam1And	2.2600	13100.	61	24493	No
32	GOM_NL__2PRFIN20061106_044210_000000302052_00391_24493_3254.N1	06-NOV-2006 04:42:10	Bright	29.500	110	37Del Cas	2.6780	8900.0	59	24493	No
33	GOM_NL__2PRFIN20061106_045020_000000302052_00391_24493_3255.N1	06-NOV-2006 04:50:20	Bright	29.500	49	1Alp UMi	1.9900	6300.0	59	24493	No
34	GOM_NL__2PRFIN20061106_045822_000000342052_00391_24493_3256.N1	06-NOV-2006 04:58:22	Bright	33.500	36	50Alp UMa	1.8000	6300.0	67	24493	No
35	GOM_NL__2PRFIN20061106_050000_000000332052_00391_24493_3257.N1	06-NOV-2006 05:00:00	Bright	32.500	82	48Bet UMa	2.3650	10600.	65	24493	No
36	GOM_NL__2PRFIN20061106_050347_000000332052_00391_24493_3258.N1	06-NOV-2006 05:03:47	Bright	33.000	174	52Psi UMa	3.0040	4400.0	66	24493	No
37	GOM_NL__2PRFIN20061106_051131_000000342052_00391_24493_3259.N1	06-NOV-2006 05:11:31	Bright	34.000	96	68Del Leo	2.5600	9300.0	68	24493	No
38	GOM_NL__2PRFIN20061106_053134_000000372052_00391_24493_3260.N1	06-NOV-2006 05:31:34	Dark	37.000	113	Mu Vel	2.6920	5000.0	74	24493	No
39	GOM_NL__2PRFIN20061106_053659_000000352052_00392_24494_3248.N1	06-NOV-2006 05:36:59	Dark	35.000	46	Del Vel	1.9540	10600.	70	24494	No
40	GOM_NL__2PRFIN20061106_053819_000000392052_00392_24494_3249.N1	06-NOV-2006 05:38:19	Dark	39.000	34	Gam2Vel	1.7930	23000.	78	24494	No
41	GOM_NL__2PRFIN20061106_054333_000000422052_00392_24494_3250.N1	06-NOV-2006 05:43:33	Dark	42.000	2	Alp Car	-0.73600	7000.0	84	24494	No
42	GOM_NL__2PRFIN20061106_055317_000000342052_00392_24494_3251.N1	06-NOV-2006 05:53:17	Straylight	33.500	157	The1Eri	2.9060	9300.0	67	24494	No

43	GOM_NL__2PRFIN20061106_061139_000000312052_00392_24494_3252.N1	06-NOV-2006 06:11:39	Bright	31.000	105	6Bet Ari	2.6450	8900.0	62	24494	No
44	GOM_NL__2PRFIN20061106_061548_000000322052_00392_24494_3253.N1	06-NOV-2006 06:15:48	Bright	31.500	53	43Bet And	2.0480	3300.0	63	24494	No
45	GOM_NL__2PRFIN20061106_061758_000000302052_00392_24494_3254.N1	06-NOV-2006 06:17:58	Bright	30.000	73	57Gam1And	2.2600	13100.	60	24494	No
46	GOM_NL__2PRFIN20061106_062246_000000302052_00392_24494_3255.N1	06-NOV-2006 06:22:46	Bright	30.000	110	37Del Cas	2.6780	8900.0	60	24494	No
47	GOM_NL__2PRFIN20061106_063056_000000312052_00392_24494_3256.N1	06-NOV-2006 06:30:56	Bright	30.500	49	1Alp UMi	1.9900	6300.0	61	24494	No
48	GOM_NL__2PRFIN20061106_063858_000000312052_00392_24494_3257.N1	06-NOV-2006 06:38:58	Bright	30.500	36	50Alp UMa	1.8000	6300.0	61	24494	No
49	GOM_NL__2PRFIN20061106_064036_000000332052_00392_24494_3258.N1	06-NOV-2006 06:40:36	Bright	33.000	82	48Bet UMa	2.3650	10600.	66	24494	No
50	GOM_NL__2PRFIN20061106_064423_000000322052_00392_24494_3259.N1	06-NOV-2006 06:44:23	Bright	31.500	174	52Psi UMa	3.0040	4400.0	63	24494	No
51	GOM_NL__2PRFIN20061106_065207_000000352052_00392_24494_3260.N1	06-NOV-2006 06:52:07	Bright	34.500	96	68Del Leo	2.5600	9300.0	69	24494	No
52	GOM_NL__2PRFIN20061106_071210_000000332052_00392_24494_3261.N1	06-NOV-2006 07:12:10	Dark	33.000	113	Mu Vel	2.6920	5000.0	66	24494	No
53	GOM_NL__2PRFIN20061106_071735_000000372052_00393_24495_3248.N1	06-NOV-2006 07:17:35	Dark	37.000	46	Del Vel	1.9540	10600.	74	24495	No
54	GOM_NL__2PRFIN20061106_071856_000000402052_00393_24495_3249.N1	06-NOV-2006 07:18:56	Dark	39.500	34	Gam2Vel	1.7930	23000.	79	24495	No
55	GOM_NL__2PRFIN20061106_072410_000000422052_00393_24495_3250.N1	06-NOV-2006 07:24:10	Dark	42.000	2	Alp Car	-0.73600	7000.0	84	24495	No
56	GOM_NL__2PRFIN20061106_073354_000000342052_00393_24495_3251.N1	06-NOV-2006 07:33:54	Straylight	33.500	157	The1Eri	2.9060	9300.0	67	24495	No
57	GOM_NL__2PRFIN20061106_075214_000000322052_00393_24495_3252.N1	06-NOV-2006 07:52:14	Bright	32.000	105	6Bet Ari	2.6450	8900.0	64	24495	No
58	GOM_NL__2PRFIN20061106_075624_000000312052_00393_24495_3253.N1	06-NOV-2006 07:56:24	Bright	31.000	53	43Bet And	2.0480	3300.0	62	24495	No
59	GOM_NL__2PRFIN20061106_075834_000000322052_00393_24495_3254.N1	06-NOV-2006 07:58:34	Bright	32.000	73	57Gam1And	2.2600	13100.	64	24495	No
60	GOM_NL__2PRFIN20061106_080322_000000302052_00393_24495_3255.N1	06-NOV-2006 08:03:22	Bright	29.500	110	37Del Cas	2.6780	8900.0	59	24495	No
61	GOM_NL__2PRFIN20061106_081132_000000272052_00393_24495_3256.N1	06-NOV-2006 08:11:32	Bright	27.000	49	1Alp UMi	1.9900	6300.0	54	24495	No
62	GOM_NL__2PRFIN20061106_081934_000000352052_00393_24495_3257.N1	06-NOV-2006 08:19:34	Bright	34.500	36	50Alp UMa	1.8000	6300.0	69	24495	No
63	GOM_NL__2PRFIN20061106_082111_000000352052_00393_24495_3258.N1	06-NOV-2006 08:21:11	Bright	34.500	82	48Bet UMa	2.3650	10600.	69	24495	No
64	GOM_NL__2PRFIN20061106_082459_000000362052_00393_24495_3259.N1	06-NOV-2006 08:24:59	Bright	35.500	174	52Psi UMa	3.0040	4400.0	71	24495	No
65	GOM_NL__2PRFIN20061106_083243_000000342052_00393_24495_3260.N1	06-NOV-2006 08:32:43	Bright	33.500	96	68Del Leo	2.5600	9300.0	67	24495	No
66	GOM_NL__2PRFIN20061106_085246_000000362052_00393_24495_3261.N1	06-NOV-2006 08:52:46	Dark	36.000	113	Mu Vel	2.6920	5000.0	72	24495	No
67	GOM_NL__2PRFIN20061106_085812_000000352052_00394_24496_3248.N1	06-NOV-2006 08:58:12	Dark	35.000	46	Del Vel	1.9540	10600.	70	24496	No
68	GOM_NL__2PRFIN20061106_085933_000000402052_00394_24496_3249.N1	06-NOV-2006 08:59:33	Dark	39.500	34	Gam2Vel	1.7930	23000.	79	24496	No
69	GOM_NL__2PRFIN20061106_090446_000000532052_00394_24496_3250.N1	06-NOV-2006 09:04:46	Dark	53.000	2	Alp Car	-0.73600	7000.0	106	24496	No
70	GOM_NL__2PRFIN20061106_091430_000000332052_00394_24496_3251.N1	06-NOV-2006 09:14:30	Straylight	32.500	157	The1Eri	2.9060	9300.0	65	24496	No
71	GOM_NL__2PRFIN20061106_093250_000000322052_00394_24496_3252.N1	06-NOV-2006 09:32:50	Bright	32.000	105	6Bet Ari	2.6450	8900.0	64	24496	No
72	GOM_NL__2PRFIN20061106_093700_000000292052_00394_24496_3253.N1	06-NOV-2006 09:37:00	Bright	29.000	53	43Bet And	2.0480	3300.0	58	24496	No
73	GOM_NL__2PRFIN20061106_093909_000000332052_00394_24496_3254.N1	06-NOV-2006 09:39:09	Bright	33.000	73	57Gam1And	2.2600	13100.	66	24496	No
74	GOM_NL__2PRFIN20061106_094327_000000322052_00394_24496_3255.N1	06-NOV-2006 09:43:27	Bright	32.000	160	23Gam Per	2.9300	4700.0	64	24496	No
75	GOM_NL__2PRFIN20061106_095208_000000302052_00394_24496_3256.N1	06-NOV-2006 09:52:08	Bright	30.000	49	1Alp UMi	1.9900	6300.0	60	24496	No
76	GOM_NL__2PRFIN20061106_100010_000000332052_00394_24496_3257.N1	06-NOV-2006 10:00:10	Bright	32.500	36	50Alp UMa	1.8000	6300.0	65	24496	No
77	GOM_NL__2PRFIN20061106_100147_000000312052_00394_24496_3258.N1	06-NOV-2006 10:01:47	Bright	30.500	82	48Bet UMa	2.3650	10600.	61	24496	No
78	GOM_NL__2PRFIN20061106_100535_000000352052_00394_24496_3259.N1	06-NOV-2006 10:05:35	Bright	35.000	174	52Psi UMa	3.0040	4400.0	70	24496	No
79	GOM_NL__2PRFIN20061106_101319_000000362052_00394_24496_3260.N1	06-NOV-2006 10:13:19	Bright	35.500	96	68Del Leo	2.5600	9300.0	71	24496	No
80	GOM_NL__2PRFIN20061106_103323_000000332052_00394_24496_3261.N1	06-NOV-2006 10:33:23	Dark	32.500	113	Mu Vel	2.6920	5000.0	65	24496	No
81	GOM_NL__2PRFIN20061106_103848_000000362052_00395_24497_3248.N1	06-NOV-2006 10:38:48	Dark	36.000	46	Del Vel	1.9540	10600.	72	24497	No
82	GOM_NL__2PRFIN20061106_104010_000000422052_00395_24497_3249.N1	06-NOV-2006 10:40:10	Dark	41.500	34	Gam2Vel	1.7930	23000.	83	24497	No
83	GOM_NL__2PRFIN20061106_104523_000000562052_00395_24497_3250.N1	06-NOV-2006 10:45:23	Dark	56.000	2	Alp Car	-0.73600	7000.0	112	24497	No
84	GOM_NL__2PRFIN20061106_105506_000000332052_00395_24497_3251.N1	06-NOV-2006 10:55:06	Straylight	32.500	157	The1Eri	2.9060	9300.0	65	24497	No
85	GOM_NL__2PRFIN20061106_111326_000000302052_00395_24497_3252.N1	06-NOV-2006 11:13:26	Bright	30.000	105	6Bet Ari	2.6450	8900.0	60	24497	No
86	GOM_NL__2PRFIN20061106_111736_000000312052_00395_24497_3253.N1	06-NOV-2006 11:17:36	Bright	30.500	53	43Bet And	2.0480	3300.0	61	24497	No
87	GOM_NL__2PRFIN20061106_111945_000000322052_00395_24497_3254.N1	06-NOV-2006 11:19:45	Bright	31.500	73	57Gam1And	2.2600	13100.	63	24497	No
88	GOM_NL__2PRFIN20061106_112402_000000322052_00395_24497_3255.N1	06-NOV-2006 11:24:02	Bright	32.000	160	23Gam Per	2.9300	4700.0	64	24497	No
89	GOM_NL__2PRFIN20061106_113244_000000312052_00395_24497_3256.N1	06-NOV-2006 11:32:44	Bright	30.500	49	1Alp UMi	1.9900	6300.0	61	24497	No
90	GOM_NL__2PRFIN20061106_114045_000000312052_00395_24497_3257.N1	06-NOV-2006 11:40:45	Bright	31.000	36	50Alp UMa	1.8000	6300.0	62	24497	No
91	GOM_NL__2PRFIN20061106_114223_000000302052_00395_24497_3258.N1	06-NOV-2006 11:42:23	Bright	30.000	82	48Bet UMa	2.3650	10600.	60	24497	No
92	GOM_NL__2PRFIN20061106_114611_000000342052_00395_24497_3259.N1	06-NOV-2006 11:46:11	Bright	33.500	174	52Psi UMa	3.0040	4400.0	67	24497	No
93	GOM_NL__2PRFIN20061106_115355_000000352052_00395_24497_3260.N1	06-NOV-2006 11:53:55	Bright	35.000	96	68Del Leo	2.5600	9300.0	70	24497	No
94	GOM_NL__2PRFIN20061106_121359_000000342052_00395_24497_3261.N1	06-NOV-2006 12:13:59	Dark	33.500	113	Mu Vel	2.6920	5000.0	67	24497	No
95	GOM_NL__2PRFIN20061106_121925_000000372052_00396_24498_3248.N1	06-NOV-2006 12:19:25	Dark	36.500	46	Del Vel	1.9540	10600.	73	24498	No
96	GOM_NL__2PRFIN20061106_122047_000000402052_00396_24498_3249.N1	06-NOV-2006 12:20:47	Dark	40.000	34	Gam2Vel	1.7930	23000.	80	24498	No
97	GOM_NL__2PRFIN20061106_122600_000000422052_00396_24498_3250.N1	06-NOV-2006 12:26:00	Dark	41.500	2	Alp Car	-0.73600	7000.0	83	24498	No
98	GOM_NL__2PRFIN20061106_123542_000000312052_00396_24498_3251.N1	06-NOV-2006 12:35:42	Straylight	31.000	157	The1Eri	2.9060	9300.0	62	24498	No
99	GOM_NL__2PRFIN20061106_125402_000000322052_00396_24498_3252.N1	06-NOV-2006 12:54:02	Bright	32.000	105	6Bet Ari	2.6450	8900.0	64	24498	No
100	GOM_NL__2PRFIN20061106_125812_000000312052_00396_24498_3253.N1	06-NOV-2006 12:58:12	Bright	31.000	53	43Bet And	2.0480	3300.0	62	24498	No
101	GOM_NL__2PRFIN20061106_130020_000000332052_00396_24498_3254.N1	06-NOV-2006 13:00:20	Bright	32.500	73	57Gam1And	2.2600	13100.	65	24498	No

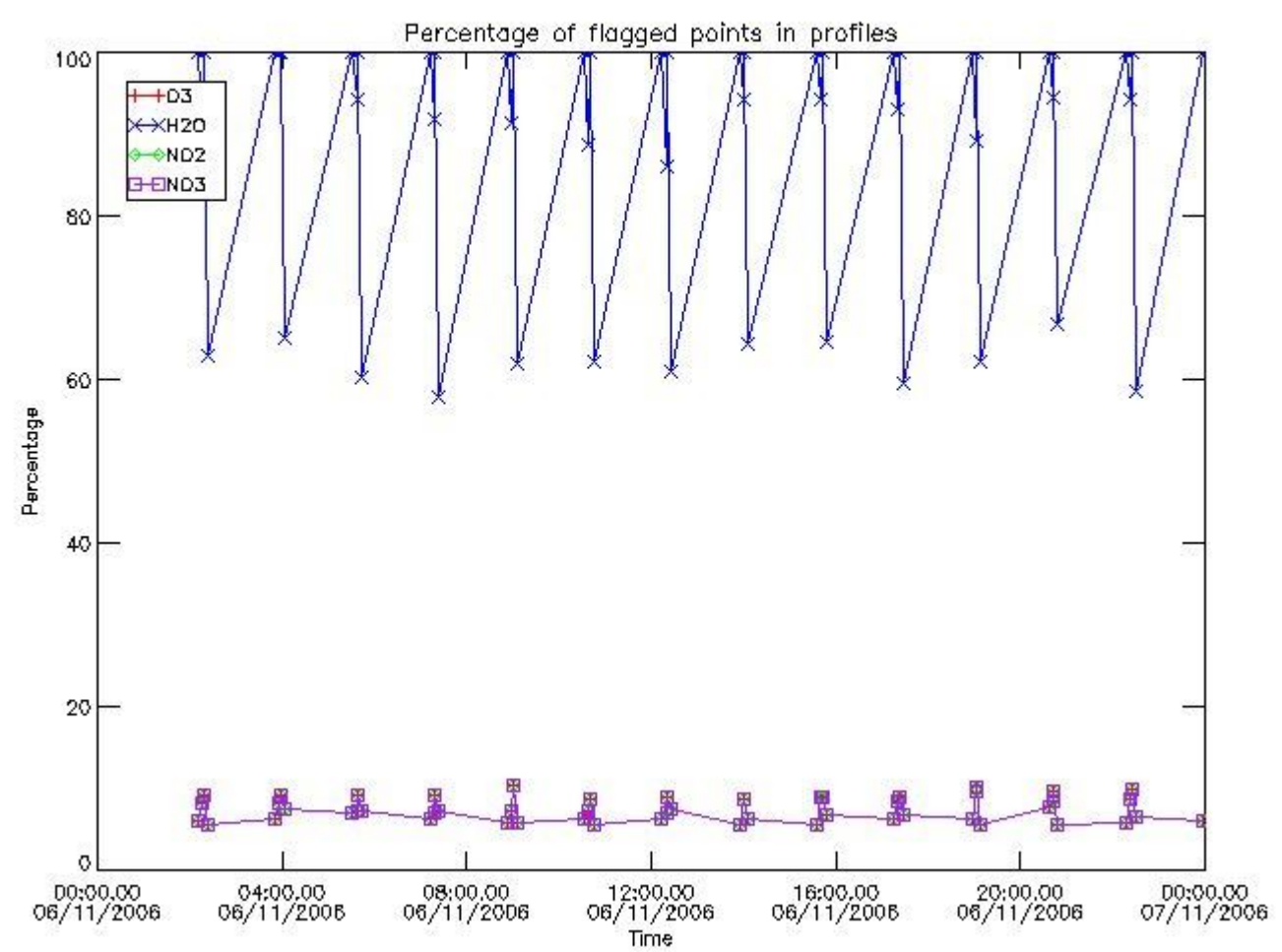
102	GOM_NL__2PRFIN20061106_130438_000000332052_00396_24498_3255.N1	06-NOV-2006 13:04:38	Bright	33.000	160	23Gam Per	2.9300	4700.0	66	24498	No
103	GOM_NL__2PRFIN20061106_131320_000000302052_00396_24498_3256.N1	06-NOV-2006 13:13:20	Bright	30.000	49	1Alp UMi	1.9900	6300.0	60	24498	No
104	GOM_NL__2PRFIN20061106_132121_000000332052_00396_24498_3257.N1	06-NOV-2006 13:21:21	Bright	33.000	36	50Alp UMa	1.8000	6300.0	66	24498	No
105	GOM_NL__2PRFIN20061106_132259_000000332052_00396_24498_3258.N1	06-NOV-2006 13:22:59	Bright	33.000	82	48Bet UMa	2.3650	10600.	66	24498	No
106	GOM_NL__2PRFIN20061106_132647_000000332052_00396_24498_3259.N1	06-NOV-2006 13:26:47	Bright	33.000	174	52Psi UMa	3.0040	4400.0	66	24498	No
107	GOM_NL__2PRFIN20061106_133432_000000352052_00396_24498_3260.N1	06-NOV-2006 13:34:32	Bright	34.500	96	68Del Leo	2.5600	9300.0	69	24498	No
108	GOM_NL__2PRFIN20061106_135436_000000372052_00396_24498_3261.N1	06-NOV-2006 13:54:36	Dark	36.500	113	Mu Vel	2.6920	5000.0	73	24498	No
109	GOM_NL__2PRFIN20061106_140002_000000352052_00397_24499_3248.N1	06-NOV-2006 14:00:02	Dark	35.000	46	Del Vel	1.9540	10600.	70	24499	No
110	GOM_NL__2PRFIN20061106_140124_000000412052_00397_24499_3249.N1	06-NOV-2006 14:01:24	Dark	41.000	34	Gam2Vel	1.7930	23000.	82	24499	No
111	GOM_NL__2PRFIN20061106_140636_000000502052_00397_24499_3250.N1	06-NOV-2006 14:06:36	Dark	49.500	2	Alp Car	-0.73600	7000.0	99	24499	No
112	GOM_NL__2PRFIN20061106_141618_000000332052_00397_24499_3251.N1	06-NOV-2006 14:16:18	Straylight	32.500	157	The1Eri	2.9060	9300.0	65	24499	No
113	GOM_NL__2PRFIN20061106_143437_000000322052_00397_24499_3252.N1	06-NOV-2006 14:34:37	Bright	31.500	105	6Bet Ari	2.6450	8900.0	63	24499	No
114	GOM_NL__2PRFIN20061106_143848_000000312052_00397_24499_3253.N1	06-NOV-2006 14:38:48	Bright	31.000	53	43Bet And	2.0480	3300.0	62	24499	No
115	GOM_NL__2PRFIN20061106_144056_000000312052_00397_24499_3254.N1	06-NOV-2006 14:40:56	Bright	31.000	73	57Gam1And	2.2600	13100.	62	24499	No
116	GOM_NL__2PRFIN20061106_144513_000000342052_00397_24499_3255.N1	06-NOV-2006 14:45:13	Bright	33.500	160	23Gam Per	2.9300	4700.0	67	24499	No
117	GOM_NL__2PRFIN20061106_145356_000000292052_00397_24499_3256.N1	06-NOV-2006 14:53:56	Bright	29.000	49	1Alp UMi	1.9900	6300.0	58	24499	No
118	GOM_NL__2PRFIN20061106_150157_000000352052_00397_24499_3257.N1	06-NOV-2006 15:01:57	Bright	35.000	36	50Alp UMa	1.8000	6300.0	70	24499	No
119	GOM_NL__2PRFIN20061106_150334_000000342052_00397_24499_3258.N1	06-NOV-2006 15:03:34	Bright	33.500	82	48Bet UMa	2.3650	10600.	67	24499	No
120	GOM_NL__2PRFIN20061106_150723_000000322052_00397_24499_3259.N1	06-NOV-2006 15:07:23	Bright	31.500	174	52Psi UMa	3.0040	4400.0	63	24499	No
121	GOM_NL__2PRFIN20061106_151508_000000352052_00397_24499_3260.N1	06-NOV-2006 15:15:08	Bright	35.000	96	68Del Leo	2.5600	9300.0	70	24499	No
122	GOM_NL__2PRFIN20061106_153512_000000382052_00397_24499_3261.N1	06-NOV-2006 15:35:12	Dark	37.500	113	Mu Vel	2.6920	5000.0	75	24499	No
123	GOM_NL__2PRFIN20061106_154038_000000352052_00398_24500_3268.N1	06-NOV-2006 15:40:38	Dark	34.500	46	Del Vel	1.9540	10600.	69	24500	No
124	GOM_NL__2PRFIN20061106_154201_000000402052_00398_24500_3269.N1	06-NOV-2006 15:42:01	Dark	40.000	34	Gam2Vel	1.7930	23000.	80	24500	No
125	GOM_NL__2PRFIN20061106_154713_000000542052_00398_24500_3270.N1	06-NOV-2006 15:47:13	Dark	54.000	2	Alp Car	-0.73600	7000.0	108	24500	No
126	GOM_NL__2PRFIN20061106_155655_000000342052_00398_24500_3271.N1	06-NOV-2006 15:56:55	Straylight	34.000	157	The1Eri	2.9060	9300.0	68	24500	No
127	GOM_NL__2PRFIN20061106_161513_000000322052_00398_24500_3272.N1	06-NOV-2006 16:15:13	Bright	32.000	105	6Bet Ari	2.6450	8900.0	64	24500	No
128	GOM_NL__2PRFIN20061106_161923_000000312052_00398_24500_3273.N1	06-NOV-2006 16:19:23	Bright	30.500	53	43Bet And	2.0480	3300.0	61	24500	No
129	GOM_NL__2PRFIN20061106_162132_000000332052_00398_24500_3274.N1	06-NOV-2006 16:21:32	Bright	33.000	73	57Gam1And	2.2600	13100.	66	24500	No
130	GOM_NL__2PRFIN20061106_162548_000000322052_00398_24500_3275.N1	06-NOV-2006 16:25:48	Bright	31.500	160	23Gam Per	2.9300	4700.0	63	24500	No
131	GOM_NL__2PRFIN20061106_163432_000000302052_00398_24500_3276.N1	06-NOV-2006 16:34:32	Bright	30.000	49	1Alp UMi	1.9900	6300.0	60	24500	No
132	GOM_NL__2PRFIN20061106_164233_000000302052_00398_24500_3277.N1	06-NOV-2006 16:42:33	Bright	30.000	36	50Alp UMa	1.8000	6300.0	60	24500	No
133	GOM_NL__2PRFIN20061106_164411_000000322052_00398_24500_3278.N1	06-NOV-2006 16:44:11	Bright	31.500	82	48Bet UMa	2.3650	10600.	63	24500	No
134	GOM_NL__2PRFIN20061106_164759_000000342052_00398_24500_3279.N1	06-NOV-2006 16:47:59	Bright	33.500	174	52Psi UMa	3.0040	4400.0	67	24500	No
135	GOM_NL__2PRFIN20061106_165544_000000372052_00398_24500_3280.N1	06-NOV-2006 16:55:44	Bright	36.500	96	68Del Leo	2.5600	9300.0	73	24500	No
136	GOM_NL__2PRFIN20061106_171548_000000332052_00398_24500_3281.N1	06-NOV-2006 17:15:48	Dark	32.500	113	Mu Vel	2.6920	5000.0	65	24500	No
137	GOM_NL__2PRFIN20061106_172115_000000362052_00399_24501_3268.N1	06-NOV-2006 17:21:15	Dark	36.000	46	Del Vel	1.9540	10600.	72	24501	No
138	GOM_NL__2PRFIN20061106_172238_000000412052_00399_24501_3269.N1	06-NOV-2006 17:22:38	Dark	40.500	34	Gam2Vel	1.7930	23000.	81	24501	No
139	GOM_NL__2PRFIN20061106_172750_000000452052_00399_24501_3270.N1	06-NOV-2006 17:27:50	Dark	44.500	2	Alp Car	-0.73600	7000.0	89	24501	No
140	GOM_NL__2PRFIN20061106_173731_000000342052_00399_24501_3271.N1	06-NOV-2006 17:37:31	Straylight	33.500	157	The1Eri	2.9060	9300.0	67	24501	No
141	GOM_NL__2PRFIN20061106_175549_000000312052_00399_24501_3272.N1	06-NOV-2006 17:55:49	Bright	31.000	105	6Bet Ari	2.6450	8900.0	62	24501	No
142	GOM_NL__2PRFIN20061106_175959_000000302052_00399_24501_3273.N1	06-NOV-2006 17:59:59	Bright	30.000	53	43Bet And	2.0480	3300.0	60	24501	No
143	GOM_NL__2PRFIN20061106_180208_000000302052_00399_24501_3274.N1	06-NOV-2006 18:02:08	Bright	29.500	73	57Gam1And	2.2600	13100.	59	24501	No
144	GOM_NL__2PRFIN20061106_180624_000000352052_00399_24501_3275.N1	06-NOV-2006 18:06:24	Bright	34.500	160	23Gam Per	2.9300	4700.0	69	24501	No
145	GOM_NL__2PRFIN20061106_181508_000000312052_00399_24501_3276.N1	06-NOV-2006 18:15:08	Bright	30.500	49	1Alp UMi	1.9900	6300.0	61	24501	No
146	GOM_NL__2PRFIN20061106_182308_000000312052_00399_24501_3277.N1	06-NOV-2006 18:23:08	Bright	31.000	36	50Alp UMa	1.8000	6300.0	62	24501	No
147	GOM_NL__2PRFIN20061106_182446_000000352052_00399_24501_3278.N1	06-NOV-2006 18:24:46	Bright	34.500	82	48Bet UMa	2.3650	10600.	69	24501	No
148	GOM_NL__2PRFIN20061106_182835_000000342052_00399_24501_3279.N1	06-NOV-2006 18:28:35	Bright	34.000	174	52Psi UMa	3.0040	4400.0	68	24501	No
149	GOM_NL__2PRFIN20061106_183620_000000362052_00399_24501_3280.N1	06-NOV-2006 18:36:20	Bright	35.500	96	68Del Leo	2.5600	9300.0	71	24501	No
150	GOM_NL__2PRFIN20061106_185625_000000342052_00399_24501_3281.N1	06-NOV-2006 18:56:25	Dark	33.500	113	Mu Vel	2.6920	5000.0	67	24501	No
151	GOM_NL__2PRFIN20061106_190152_000000372052_00400_24502_3268.N1	06-NOV-2006 19:01:52	Dark	37.000	46	Del Vel	1.9540	10600.	74	24502	No
152	GOM_NL__2PRFIN20061106_190314_000000412052_00400_24502_3269.N1	06-NOV-2006 19:03:14	Dark	40.500	34	Gam2Vel	1.7930	23000.	81	24502	No
153	GOM_NL__2PRFIN20061106_190826_000000562052_00400_24502_3270.N1	06-NOV-2006 19:08:26	Dark	55.500	2	Alp Car	-0.73600	7000.0	111	24502	No
154	GOM_NL__2PRFIN20061106_191807_000000342052_00400_24502_3271.N1	06-NOV-2006 19:18:07	Straylight	34.000	157	The1Eri	2.9060	9300.0	68	24502	No
155	GOM_NL__2PRFIN20061106_193625_000000312052_00400_24502_3272.N1	06-NOV-2006 19:36:25	Bright	30.500	105	6Bet Ari	2.6450	8900.0	61	24502	No
156	GOM_NL__2PRFIN20061106_194036_000000302052_00400_24502_3273.N1	06-NOV-2006 19:40:36	Bright	30.000	53	43Bet And	2.0480	3300.0	60	24502	No
157	GOM_NL__2PRFIN20061106_194243_000000322052_00400_24502_3274.N1	06-NOV-2006 19:42:43	Bright	32.000	73	57Gam1And	2.2600	13100.	64	24502	No
158	GOM_NL__2PRFIN20061106_194700_000000332052_00400_24502_3275.N1	06-NOV-2006 19:47:00	Bright	33.000	160	23Gam Per	2.9300	4700.0	66	24502	No
159	GOM_NL__2PRFIN20061106_195544_000000312052_00400_24502_3276.N1	06-NOV-2006 19:55:44	Bright	31.000	49	1Alp UMi	1.9900	6300.0	62	24502	No
160	GOM_NL__2PRFIN20061106_200344_000000352052_00400_24502_3277.N1	06-NOV-2006 20:03:44	Bright	35.000	36	50Alp UMa	1.8000	6300.0	70	24502	No

161	GOM_NL__2PRFIN20061106_200522_000000332052_00400_24502_3278.N1	06-NOV-2006 20:05:22	Bright	33.000	82	48Bet UMa	2.3650	10600.	66	24502	No
162	GOM_NL__2PRFIN20061106_200910_000000332052_00400_24502_3279.N1	06-NOV-2006 20:09:10	Bright	32.500	174	52Psi UMa	3.0040	4400.0	65	24502	No
163	GOM_NL__2PRFIN20061106_201656_000000352052_00400_24502_3280.N1	06-NOV-2006 20:16:56	Bright	35.000	96	68Del Leo	2.5600	9300.0	70	24502	No
164	GOM_NL__2PRFIN20061106_203701_000000332052_00400_24502_3281.N1	06-NOV-2006 20:37:01	Dark	33.000	113	Mu Vel	2.6920	5000.0	66	24502	No
165	GOM_NL__2PRFIN20061106_204228_000000372052_00401_24503_3268.N1	06-NOV-2006 20:42:28	Dark	36.500	46	Del Vel	1.9540	10600.	73	24503	No
166	GOM_NL__2PRFIN20061106_204351_000000422052_00401_24503_3269.N1	06-NOV-2006 20:43:51	Dark	42.000	34	Gam2Vel	1.7930	23000.	84	24503	No
167	GOM_NL__2PRFIN20061106_204903_000000562052_00401_24503_3270.N1	06-NOV-2006 20:49:03	Dark	55.500	2	Alp Car	-0.73600	7000.0	111	24503	No
168	GOM_NL__2PRFIN20061106_205843_000000332052_00401_24503_3271.N1	06-NOV-2006 20:58:43	Straylight	33.000	157	The1Eri	2.9060	9300.0	66	24503	No
169	GOM_NL__2PRFIN20061106_211701_000000322052_00401_24503_3272.N1	06-NOV-2006 21:17:01	Bright	31.500	105	6Bet Ari	2.6450	8900.0	63	24503	No
170	GOM_NL__2PRFIN20061106_212121_000000232052_00401_24503_3273.N1	06-NOV-2006 21:21:21	Dark	22.500	53	43Bet And	2.0480	3300.0	45	24503	Yes
171	GOM_NL__2PRFIN20061106_212319_000000322052_00401_24503_3274.N1	06-NOV-2006 21:23:19	Bright	31.500	73	57Gam1And	2.2600	13100.	63	24503	No
172	GOM_NL__2PRFIN20061106_212735_000000342052_00401_24503_3275.N1	06-NOV-2006 21:27:35	Bright	33.500	160	23Gam Per	2.9300	4700.0	67	24503	No
173	GOM_NL__2PRFIN20061106_213620_000000472052_00401_24503_3276.N1	06-NOV-2006 21:36:20	Bright	47.000	49	1Alp UMi	1.9900	6300.0	94	24503	No
174	GOM_NL__2PRFIN20061106_214420_000000342052_00401_24503_3277.N1	06-NOV-2006 21:44:20	Bright	33.500	36	50Alp UMa	1.8000	6300.0	67	24503	No
175	GOM_NL__2PRFIN20061106_214558_000000512052_00401_24503_3278.N1	06-NOV-2006 21:45:58	Bright	51.000	82	48Bet UMa	2.3650	10600.	102	24503	No
176	GOM_NL__2PRFIN20061106_214946_000000342052_00401_24503_3279.N1	06-NOV-2006 21:49:46	Bright	33.500	174	52Psi UMa	3.0040	4400.0	67	24503	No
177	GOM_NL__2PRFIN20061106_215733_000000342052_00401_24503_3280.N1	06-NOV-2006 21:57:33	Bright	33.500	96	68Del Leo	2.5600	9300.0	67	24503	No
178	GOM_NL__2PRFIN20061106_221738_000000352052_00401_24503_3281.N1	06-NOV-2006 22:17:38	Dark	35.000	113	Mu Vel	2.6920	5000.0	70	24503	No
179	GOM_NL__2PRFIN20061106_222305_000000352052_00402_24504_3268.N1	06-NOV-2006 22:23:05	Dark	35.000	46	Del Vel	1.9540	10600.	70	24504	No
180	GOM_NL__2PRFIN20061106_222428_000000412052_00402_24504_3269.N1	06-NOV-2006 22:24:28	Dark	41.000	34	Gam2Vel	1.7930	23000.	82	24504	No
181	GOM_NL__2PRFIN20061106_222940_000000482052_00402_24504_3270.N1	06-NOV-2006 22:29:40	Dark	47.500	2	Alp Car	-0.73600	7000.0	95	24504	No
182	GOM_NL__2PRFIN20061106_223919_000000342052_00402_24504_3271.N1	06-NOV-2006 22:39:19	Straylight	33.500	157	The1Eri	2.9060	9300.0	67	24504	No
183	GOM_NL__2PRFIN20061106_225737_000000322052_00402_24504_3272.N1	06-NOV-2006 22:57:37	Bright	31.500	105	6Bet Ari	2.6450	8900.0	63	24504	No
184	GOM_NL__2PRFIN20061106_230151_000000322052_00402_24504_3273.N1	06-NOV-2006 23:01:51	Bright	32.000	173	4Bet Tri	3.0040	8900.0	64	24504	No
185	GOM_NL__2PRFIN20061106_230355_000000342052_00402_24504_3274.N1	06-NOV-2006 23:03:55	Bright	34.000	73	57Gam1And	2.2600	13100.	68	24504	No
186	GOM_NL__2PRFIN20061106_230810_000000342052_00402_24504_3275.N1	06-NOV-2006 23:08:10	Bright	34.000	160	23Gam Per	2.9300	4700.0	68	24504	No
187	GOM_NL__2PRFIN20061106_231655_000000312052_00402_24504_3276.N1	06-NOV-2006 23:16:55	Bright	31.000	49	1Alp UMi	1.9900	6300.0	62	24504	No
188	GOM_NL__2PRFIN20061106_232456_000000342052_00402_24504_3277.N1	06-NOV-2006 23:24:56	Bright	34.000	36	50Alp UMa	1.8000	6300.0	68	24504	No
189	GOM_NL__2PRFIN20061106_232633_000000322052_00402_24504_3278.N1	06-NOV-2006 23:26:33	Bright	31.500	82	48Bet UMa	2.3650	10600.	63	24504	No
190	GOM_NL__2PRFIN20061106_233022_000000342052_00402_24504_3279.N1	06-NOV-2006 23:30:22	Bright	33.500	174	52Psi UMa	3.0040	4400.0	67	24504	No
191	GOM_NL__2PRFIN20061106_233809_000000352052_00402_24504_3280.N1	06-NOV-2006 23:38:09	Bright	34.500	96	68Del Leo	2.5600	9300.0	69	24504	No
192	GOM_NL__2PRFIN20061106_235814_000000352052_00402_24504_3281.N1	06-NOV-2006 23:58:14	Dark	34.500	113	Mu Vel	2.6920	5000.0	69	24504	No

### 3. Quality information per product

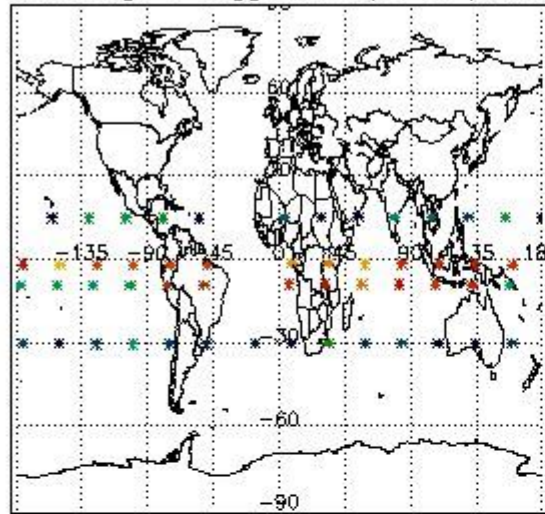
In this section it is plotted some information contained in the Quality Summary data set of the level 2 products. Only products in dark limb conditions and without errors (error flag in the MPH set to "0") are used.

#### 3.1 Plot quality information per product (time dependant)

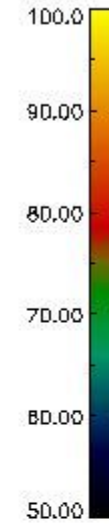
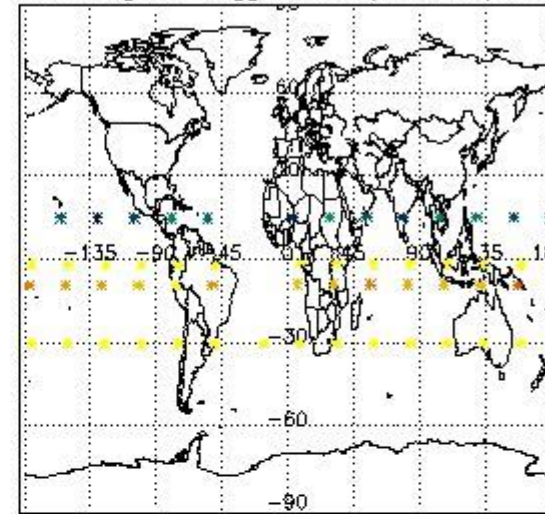


3.2 Plot quality information per product (world map)

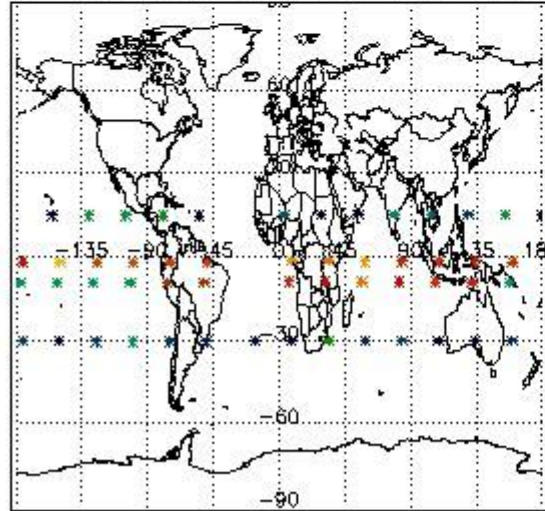
Percentage of flagged data per O3 profile



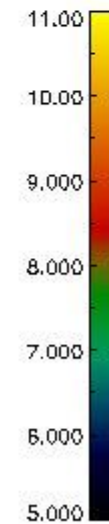
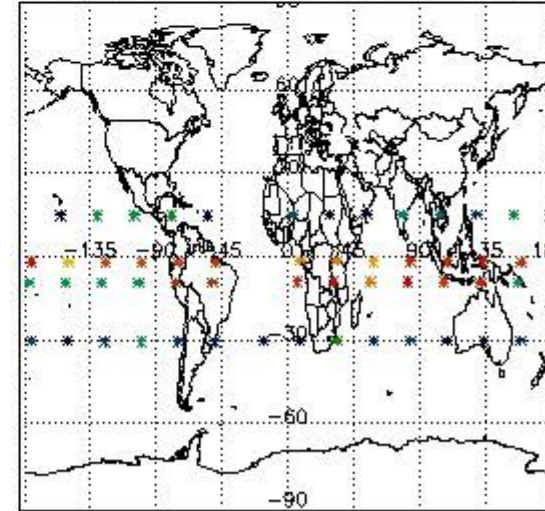
Percentage of flagged data per H2O profile



Percentage of flagged data per NO2 profile



Percentage of flagged data per NO3 profile

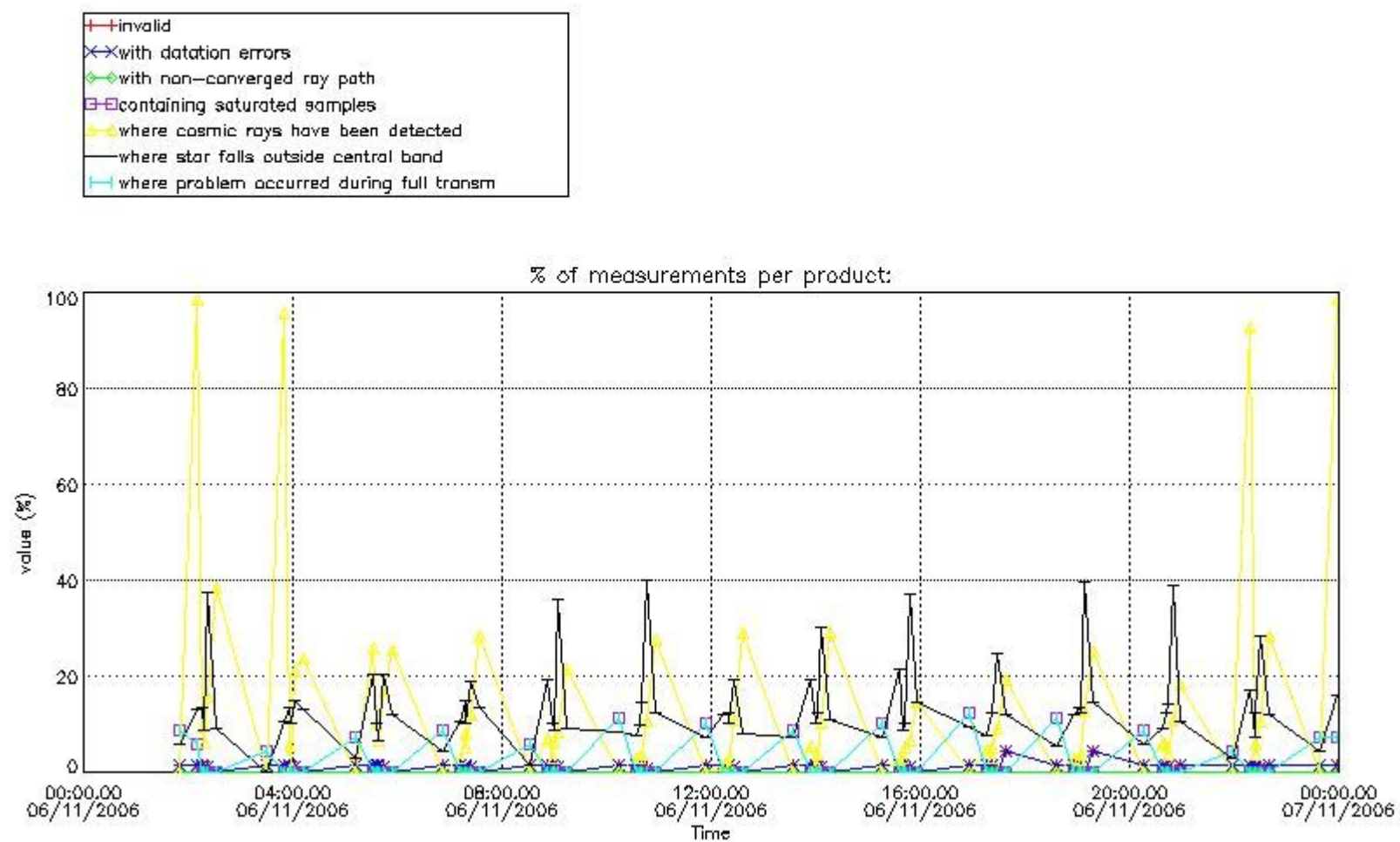


#### 4. Level 1 quality information per product

In this section it is plotted some information contained in the Quality Summary data set of the level 2 products that comes from the level 1b processing. Products without errors (error flag in the MPH set to "0") are used.

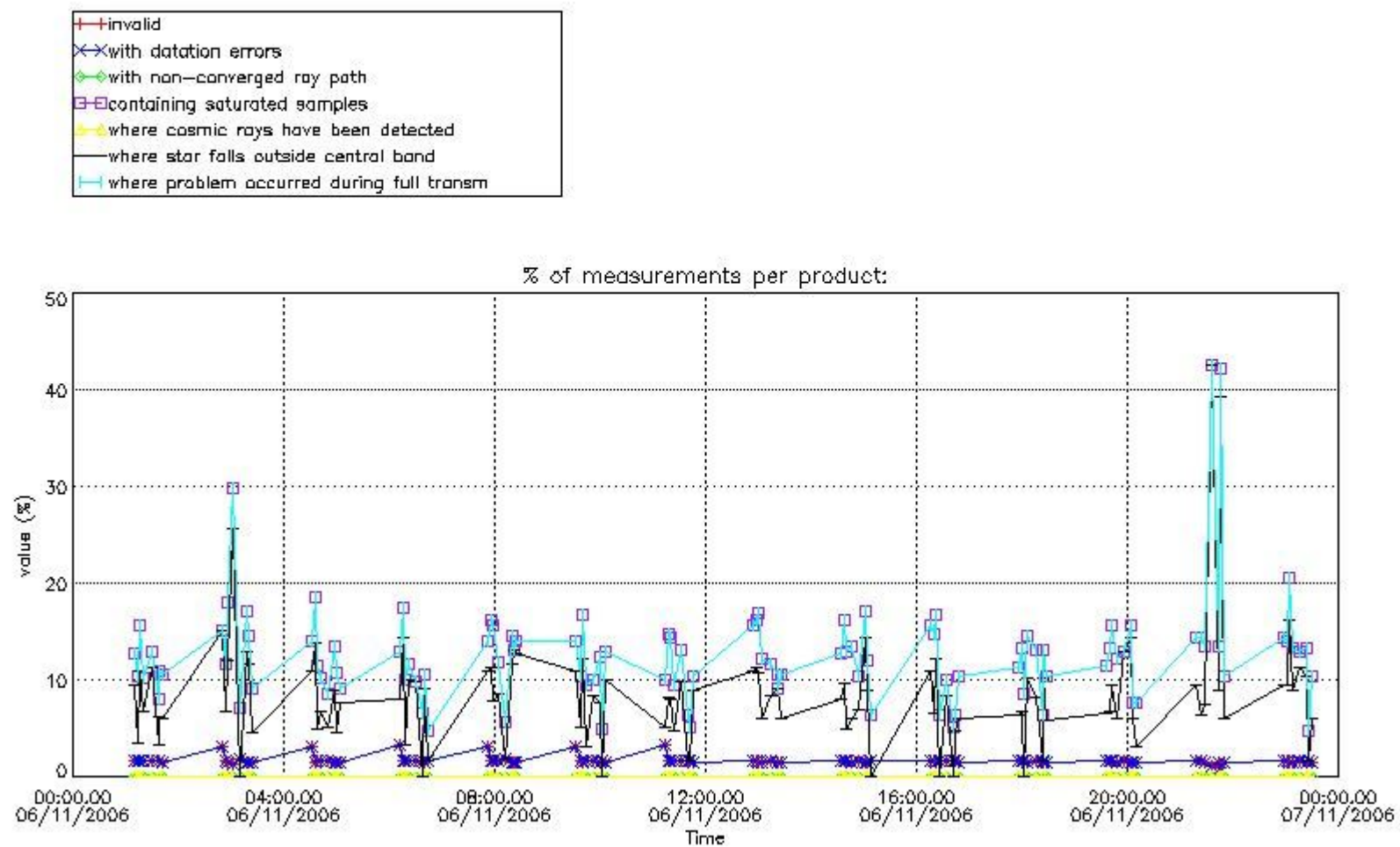
##### 4.1 Plot quality information per product (time dependant) coming from level 1b processing

##### 4.1.1 Plot level 1 quality information per product (time dependant): ENVISAT ASCENDING passes



4.1.2 Plot level 1 quality information per product (time dependant): ENVI SAT DESCENDING passes

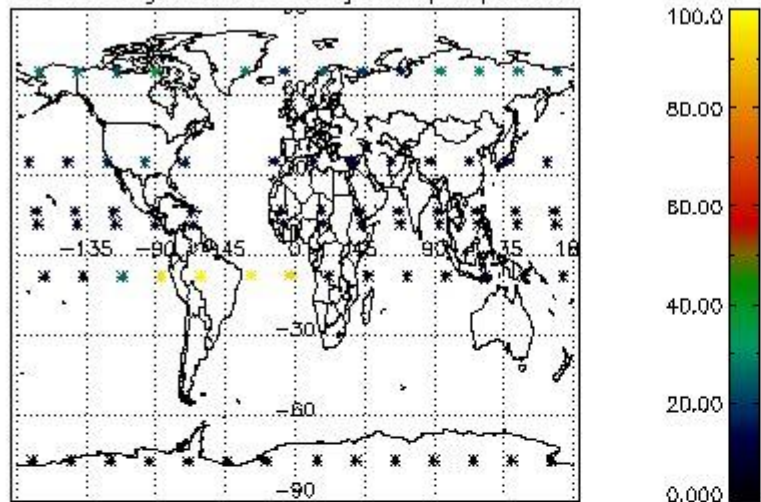




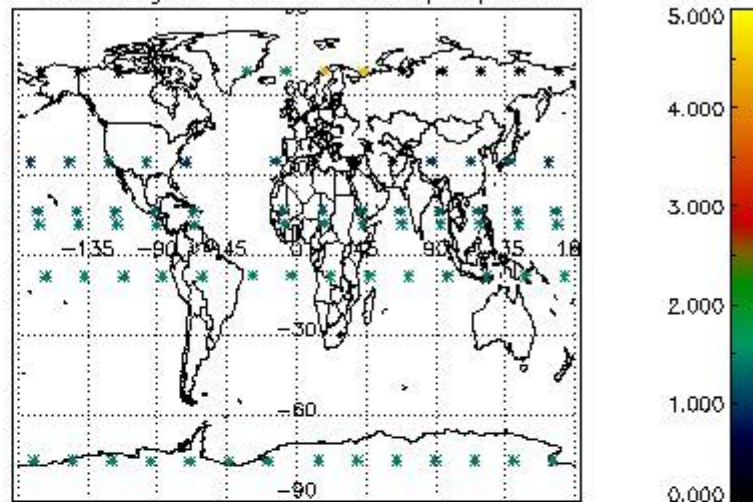
4.2 Plot quality information per product coming from level 1b processing (world map)

4.2.1 Plot level 1 quality information per product (world map): ENVISAT ASCENDING passes

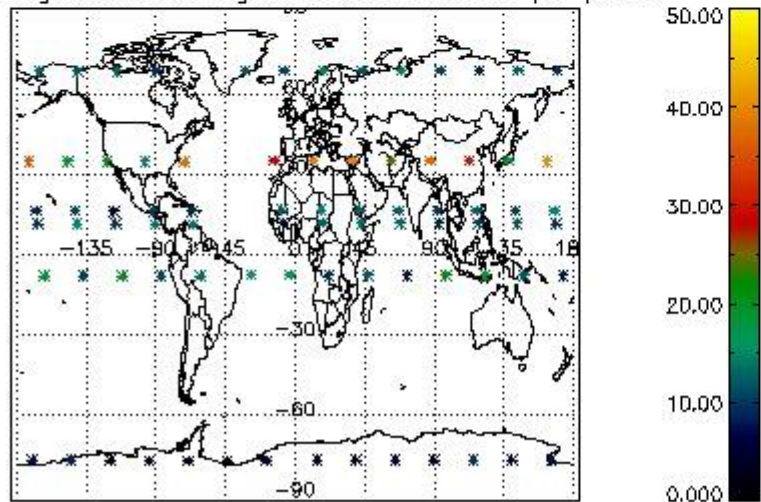
Percentage of cosmic ray hits per profile



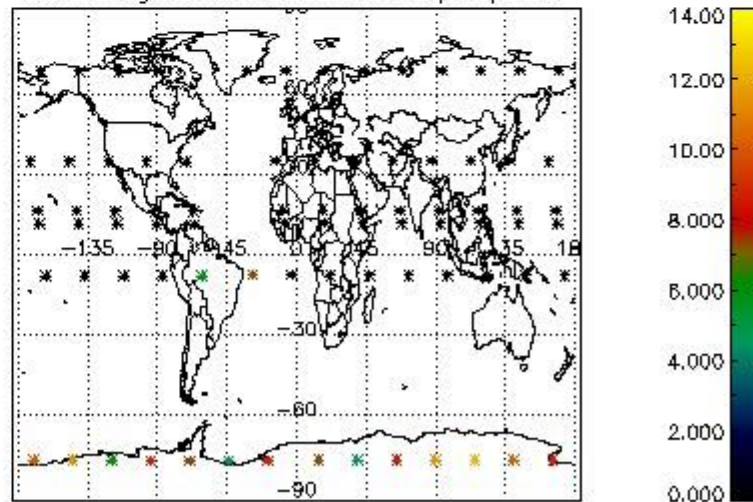
Percentage of datation errors per profile



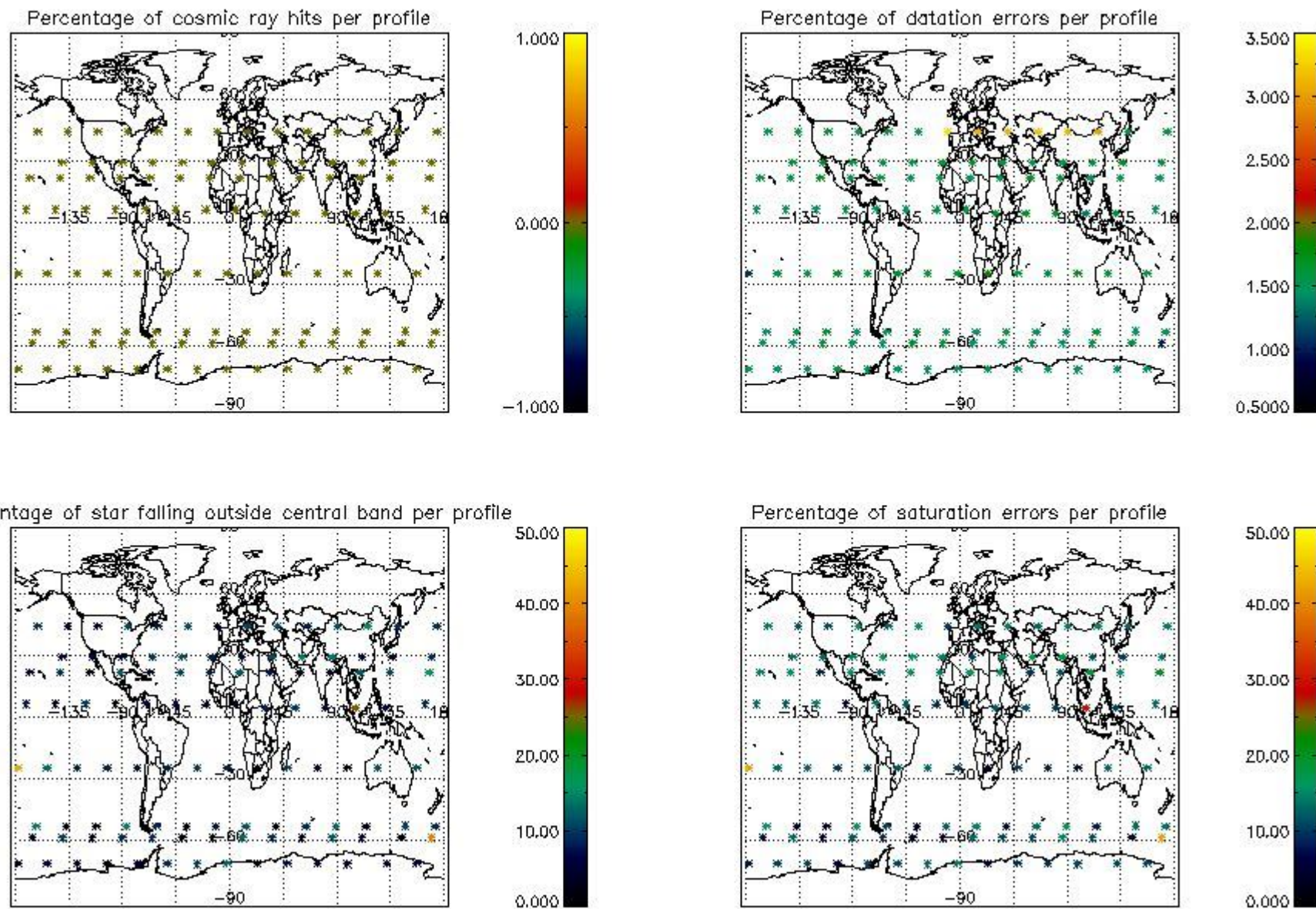
Percentage of star falling outside central band per profile



Percentage of saturation errors per profile



4.2.2 Plot level 1 quality information per product (world map): ENVISAT DESCENDING passes



## 5. Trace gas profiles

### 5.1 Ozone statistics based on quality of products

The final quality of the products can be "measured" using the STD (Standard Deviation) attached to every point profile. This information is written to the parameter GOM\_NL\_\_2P/NL\_LOCAL\_SPECIES\_DENSITY/o3\_std of the level 2 products. The table below shows the statistics for given STD ranges.

The statistics are given with respect to the overall valid production:

- Products without fatal errors: GOM\_NL\_\_2P/MPH/PRODUCT\_ERR=0
- Valid point profile: GOM\_NL\_\_2P/NL\_LOCAL\_SPECIES\_DENSITY/pcd(0)=0

The 'Criteria' is applied to valid points of dark limb products:

- Products in dark limb illumination condition: GOM\_NL\_\_2P/NL\_SUMMARY\_QUALITY/obs\_ill\_cond=0
- Products without fatal errors: GOM\_NL\_\_2P/MPH/PRODUCT\_ERR=0
- Valid point profile: GOM\_NL\_\_2P/NL\_LOCAL\_SPECIES\_DENSITY/pcd(0)=0

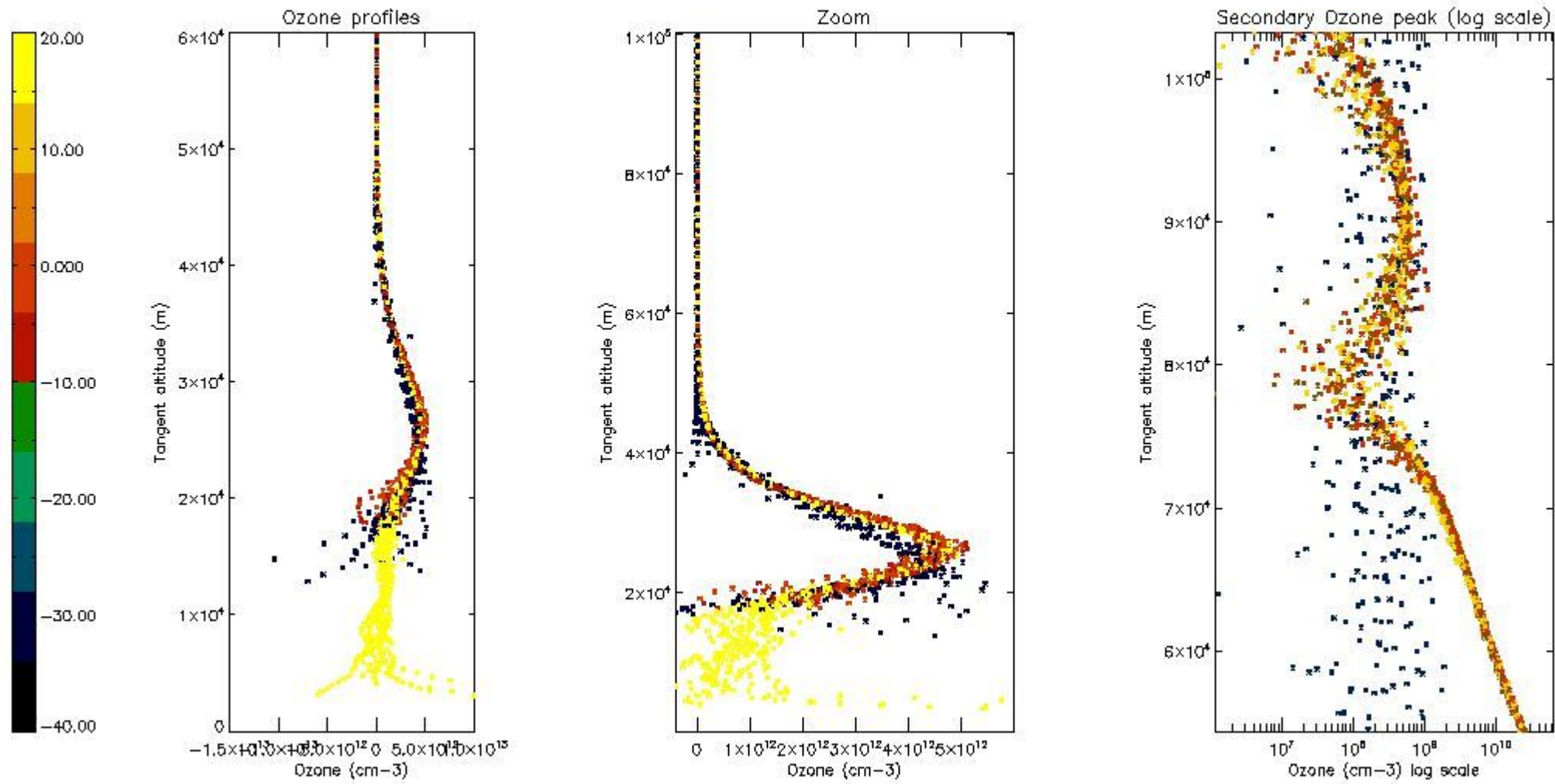
So, the table below shows the percentage of dark limb and valid observations for each criteria with respect to the overall valid daily observations.

Criteria	% of total production
All STD	32
STD < 20	22

STD < 10	18
STD < 5	14

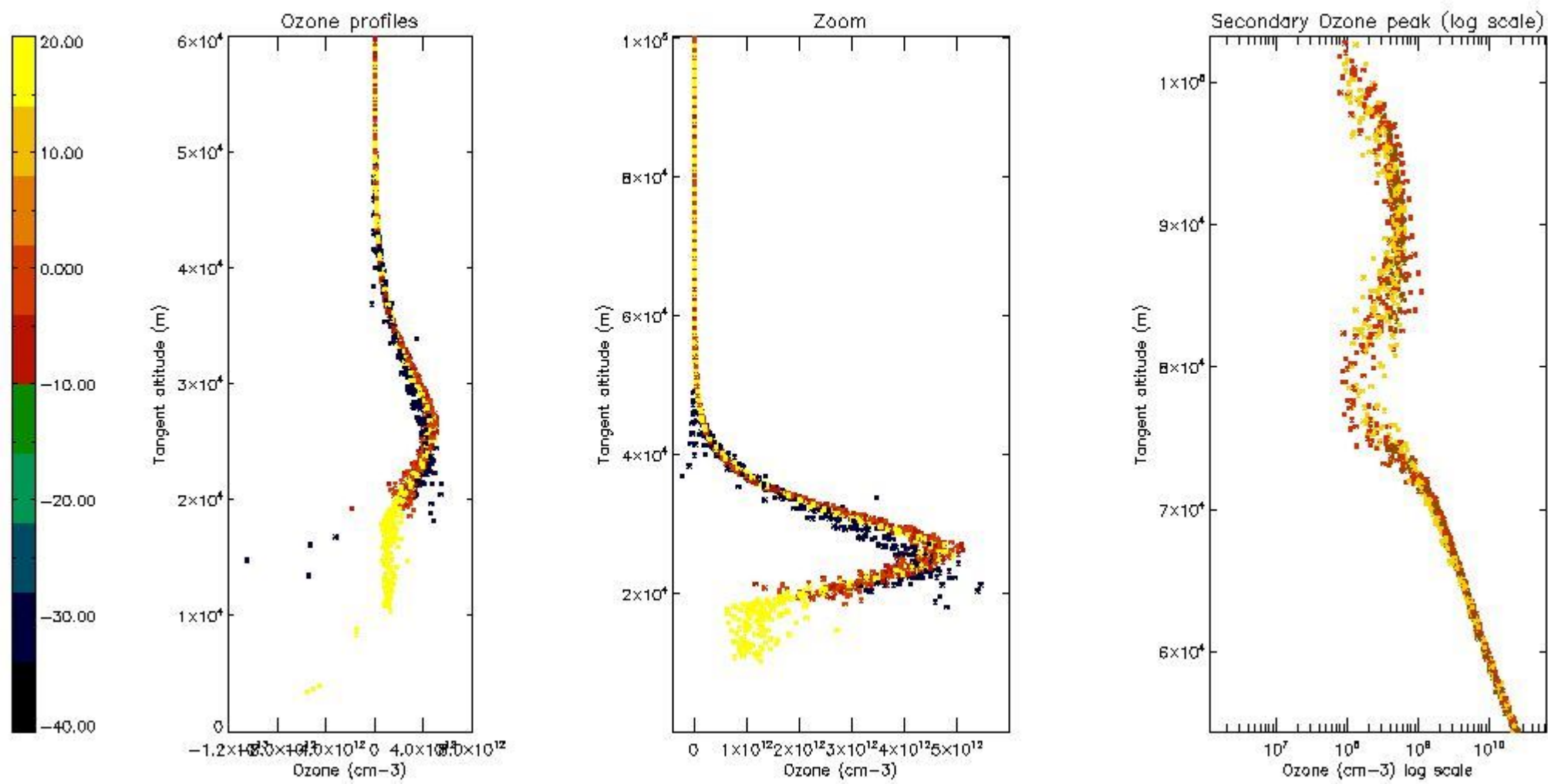
5.2 Plot ozone profiles for all STD (dark without errors)

The colorbar represents the latitude.



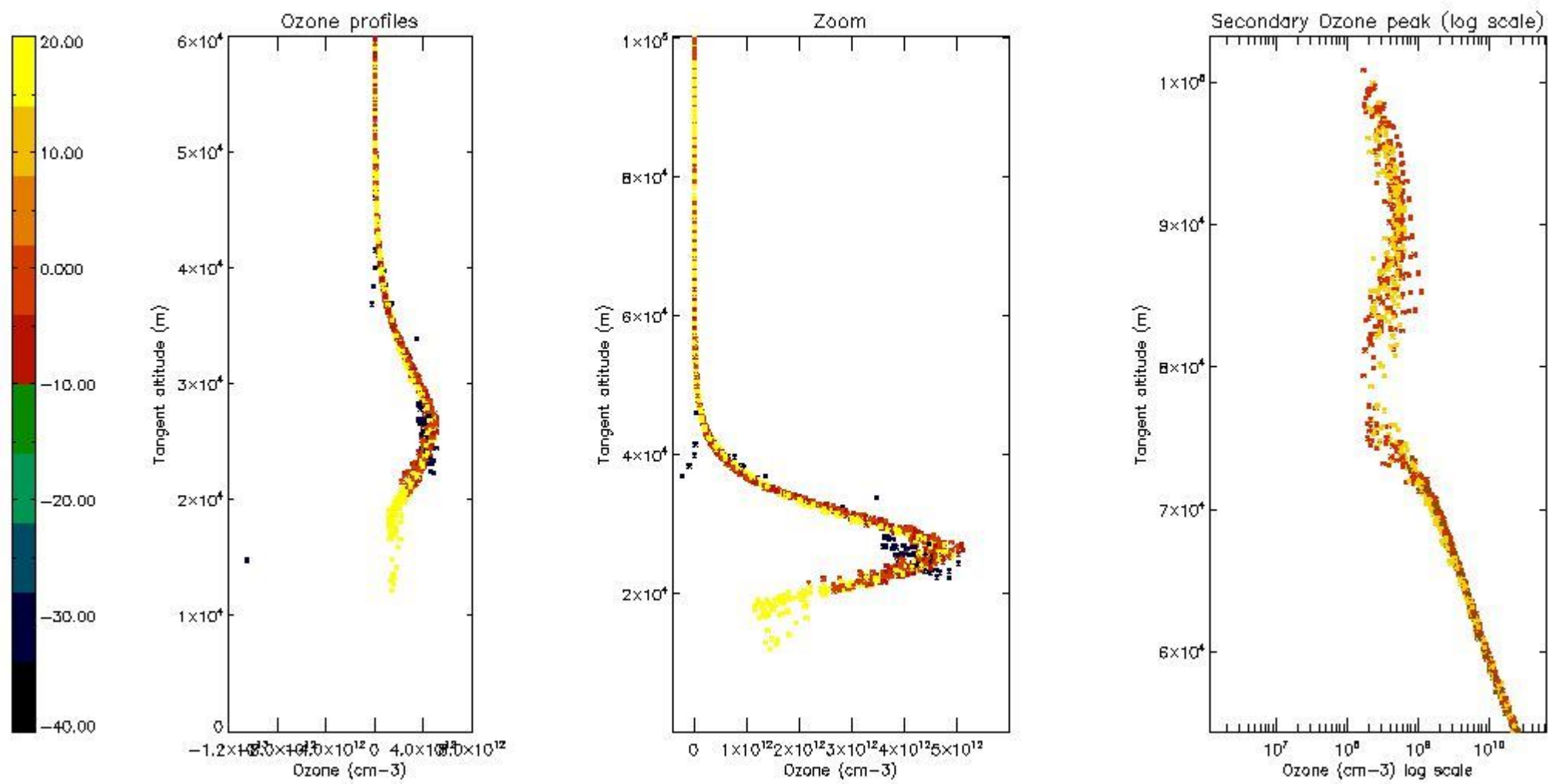
5.3 Plot ozone profiles where STD < 20% (dark without errors)

The colorbar represents the latitude.



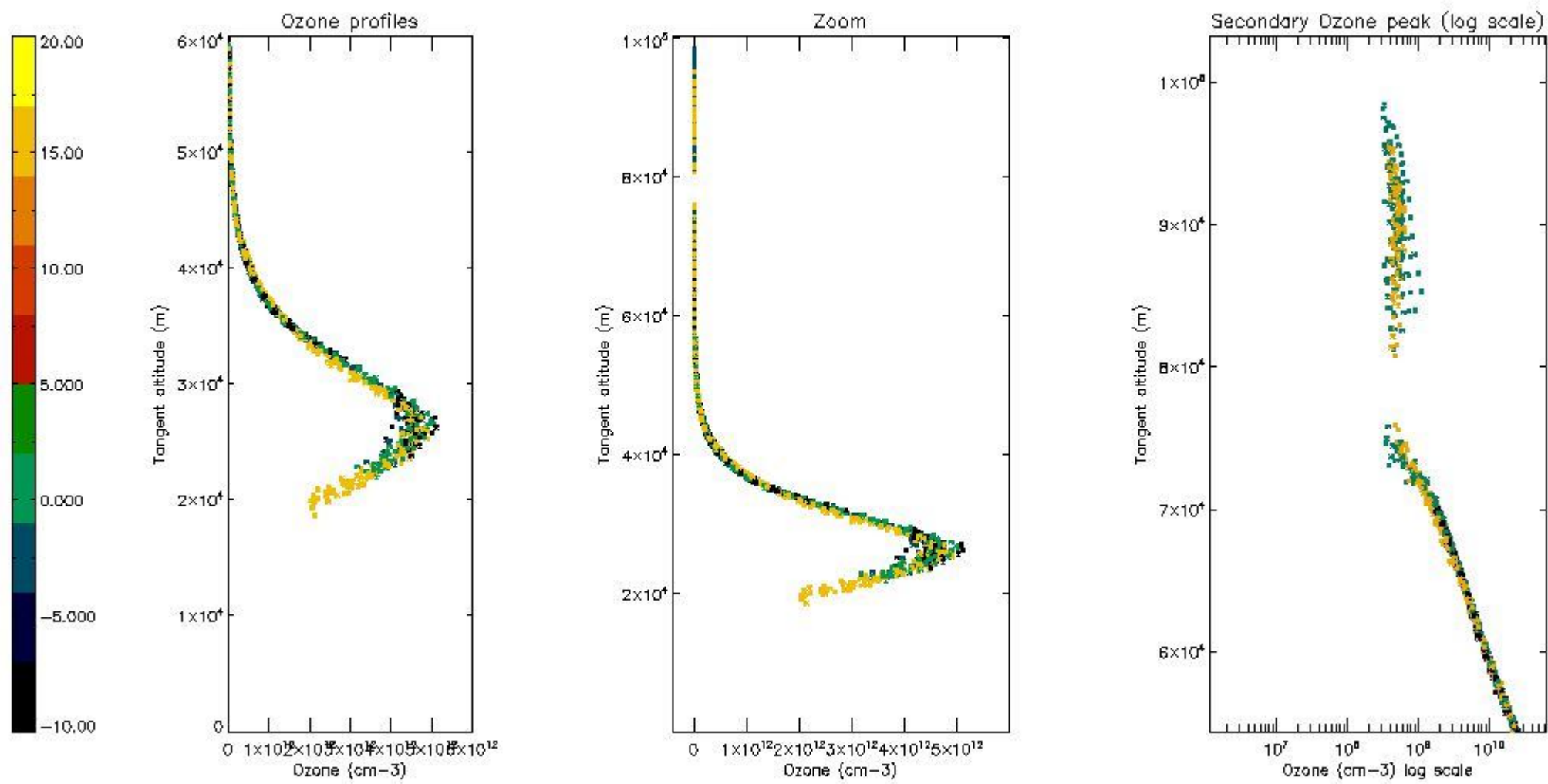
*5.4 Plot ozone profiles where STD < 10% (dark without errors)*

The colorbar represents the latitude.



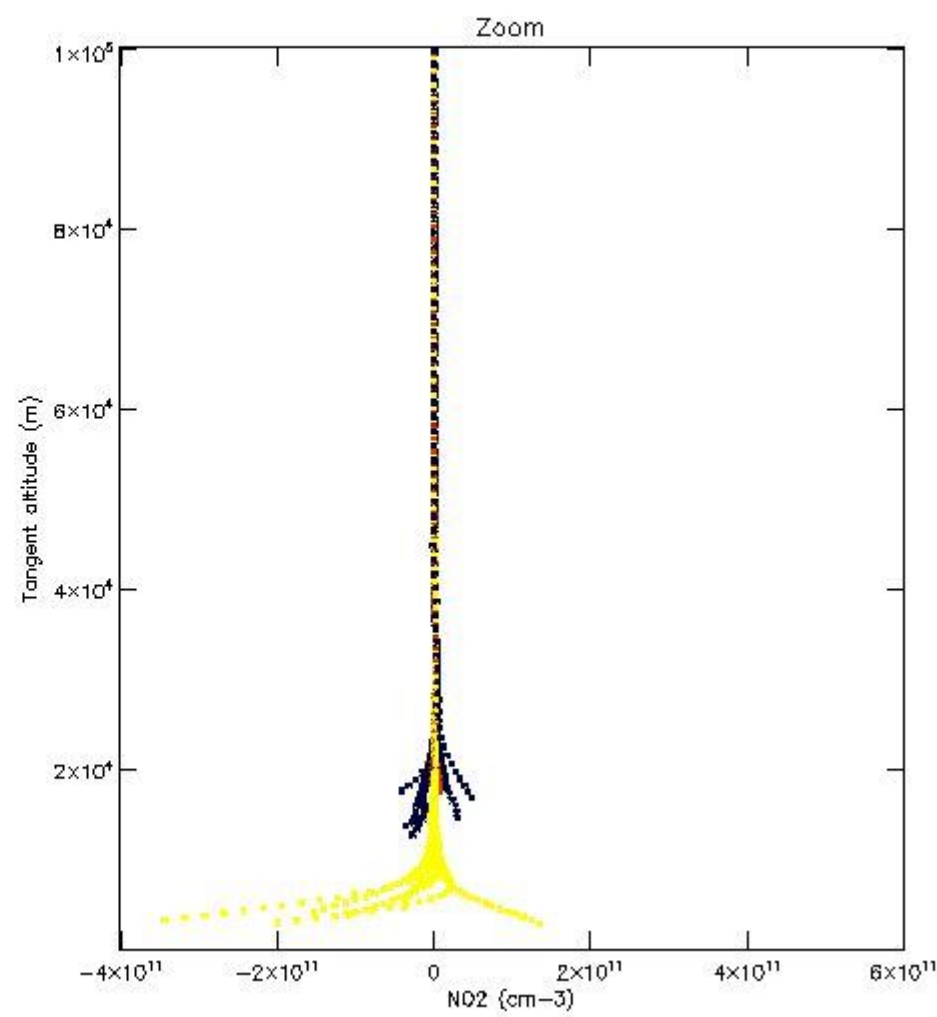
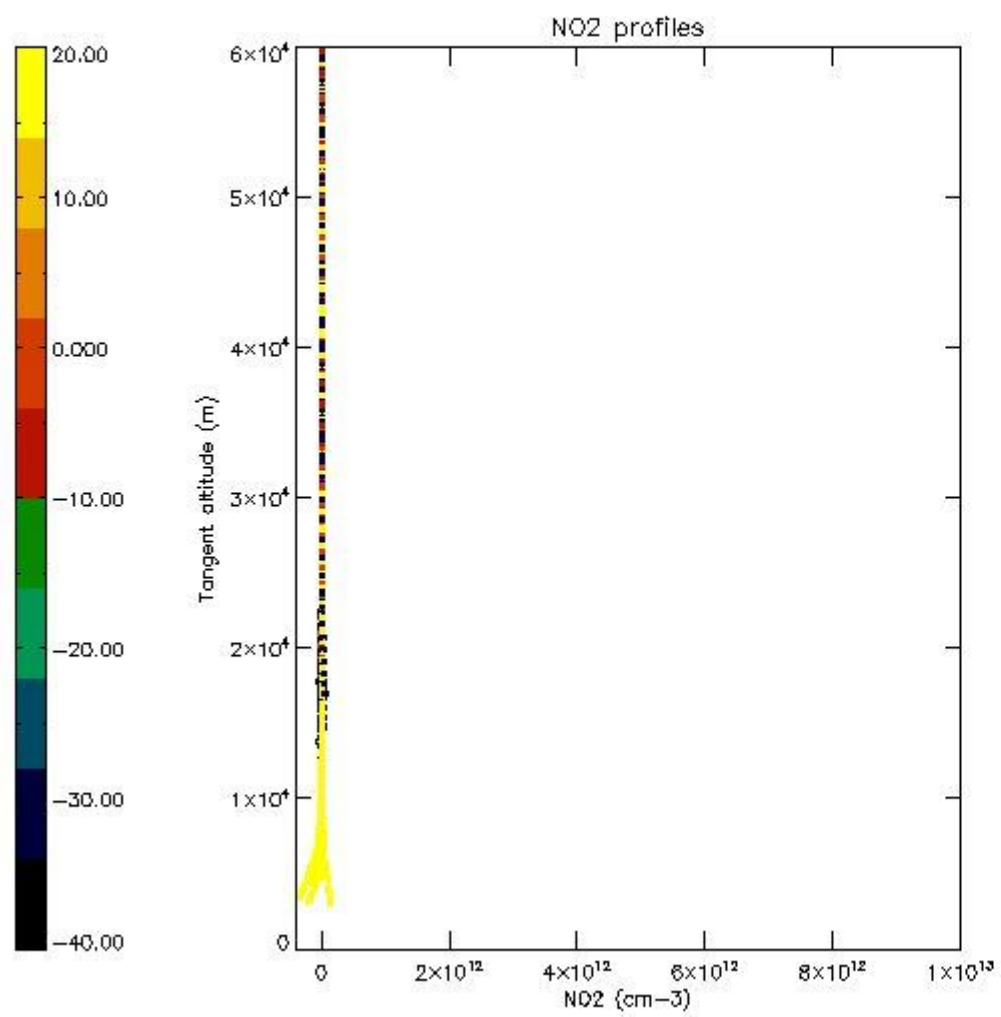
*5.5 Plot ozone profiles where STD < 5% (dark without errors)*

The colorbar represents the latitude.



*5.6 Plot NO<sub>2</sub> profiles for all STD (dark without errors)*

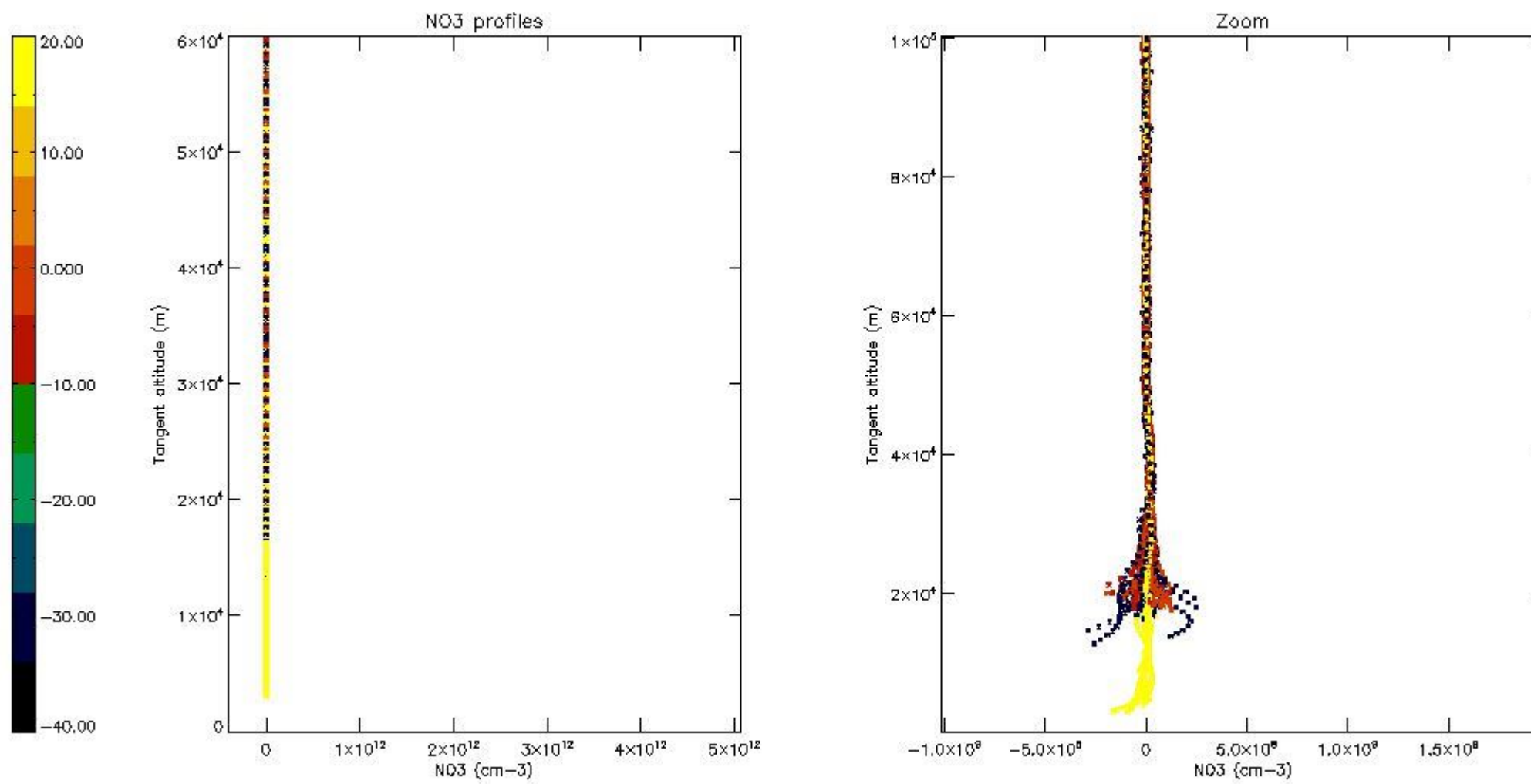
The colorbar represents the latitude.



*5.7 Plot NO3 profiles for all STD (dark without errors)*

The colorbar represents the latitude.





## 6. Auxiliary Data Files used for the production reported in section 2

The number reported in the third column indicates since which file (see list in section 2) the corresponding auxiliary file has been used. The fourth column is the date of those product files.

Type	Auxiliary Filename	Used since product	Used since product date
INST_PHYS_CHARACTERISTICS	GOM_INS_AXVIEC20091111_143220_20030716_120000_20500101_000000	1	06-NOV-2006 01:09:51
LEVEL-2_PROC_CONFIG	GOM_PR2_AXVIEC20091111_152718_20020301_000000_20500101_000000	1	06-NOV-2006 01:09:51
CROSS_SECTIONS_FILE	GOM_CRS_AXVIEC20091111_154832_20020301_000000_20500101_000000	1	06-NOV-2006 01:09:51

# GOMOS Level 2 Daily Report

## SUMMARY

### [1. General Info](#)

### [2. Summary of processed GOM\\_NL\\_2P products](#)

### [3. Level 2 Quality information per product](#)

#### [3.1 Plot of level 2 quality information per product \(time dependant\)](#)

#### [3.2 Plot of level 2 quality information per product \(world map\)](#)

### [4. Level 1 Quality information per product \(stored on level 2 products\)](#)

#### [4.1 Plot of level 1 quality information per product \(time dependant\)](#)

##### [4.1.1 Plot of level 1 quality information per product \(time dependant\): ASCENDING](#)

##### [4.1.2 Plot of level 1 quality information per product \(time dependant\): DESCENDING](#)

#### [4.2 Plot of level 1 quality information per product \(world map\)](#)

##### [4.2.1 Plot of level 1 quality information per product \(world map\): ASCENDING](#)

##### [4.2.2 Plot of level 1 quality information per product \(world map\): DESCENDING](#)

### [5. Ozone profiles based on quality statistics and other trace gas profiles](#)

#### [5.1 Ozone statistics based on quality of products](#)

#### [5.2 Plot ozone profiles for all STD \(dark without errors\)](#)

#### [5.3 Plot ozone profiles where STD < 20% \(dark without errors\)](#)

#### [5.4. Plot ozone profiles where STD < 10% \(dark without errors\)](#)

#### [5.5. Plot ozone profiles where STD < 5% \(dark without errors\)](#)

#### [5.6 Plot NO2 profiles for all STD \(dark without errors\)](#)

#### [5.7 Plot NO3 profiles for all STD \(dark without errors\)](#)

#### [5.8 Plot H2O profiles \(only for occultations of stars 1,2,3,4,13,14,16,26,63 dark without errors\) for all STD](#)

### [6. Auxiliary Data Files used for the production reported in section 2](#)

This report presents the daily analysis on parameters extracted from GOMOS level 2 data (GOM\_NL\_\_2P). It is intended to monitor some important parameters that will impact the quality of these products. A list of level 2 products (and content) that have arrived during the reporting day to the PCF is also given.

Item	Value
Time of report generation	24APR2013 05:36:33
Data source version	GOMOS/6.01
Start time of products	06-11-2006 (06NOV2006 00:00:00)
Stop time of products	07-11-2006 (07NOV2006 00:00:00)
Store outputs in DB	Yes
Nb of level 2 prods	192
Nb of prods with errors	1

## 2. Summary of processed GOM\_NL\_\_2P products.

Nr	Filename	UTC Start time	Limb	Duration	Star Id	Star Name	Star Mag	Star Temp	Nb Meas	Orbit	Prod. error
1	GOM_NL__2PRFIN20061106_010951_000000322052_00389_24491_3246.N1	06-NOV-2006 01:09:51	Bright	31.500	105	6Bet Ari	2.6450	8900.0	63	24491	No
2	GOM_NL__2PRFIN20061106_011400_000000292052_00389_24491_3247.N1	06-NOV-2006 01:14:00	Bright	29.000	53	43Bet And	2.0480	3300.0	58	24491	No
3	GOM_NL__2PRFIN20061106_011610_000000322052_00389_24491_3248.N1	06-NOV-2006 01:16:10	Bright	32.000	73	57Gam1And	2.2600	13100.	64	24491	No
4	GOM_NL__2PRFIN20061106_012058_000000302052_00389_24491_3249.N1	06-NOV-2006 01:20:58	Bright	29.500	110	37Del Cas	2.6780	8900.0	59	24491	No
5	GOM_NL__2PRFIN20061106_012908_000000312052_00389_24491_3250.N1	06-NOV-2006 01:29:08	Bright	31.000	49	1Alp UMi	1.9900	6300.0	62	24491	No
6	GOM_NL__2PRFIN20061106_013711_000000312052_00389_24491_3251.N1	06-NOV-2006 01:37:11	Bright	31.000	36	50Alp UMa	1.8000	6300.0	62	24491	No
7	GOM_NL__2PRFIN20061106_013848_000000322052_00389_24491_3252.N1	06-NOV-2006 01:38:48	Bright	32.000	82	48Bet UMa	2.3650	10600.	64	24491	No
8	GOM_NL__2PRFIN20061106_014235_000000332052_00389_24491_3253.N1	06-NOV-2006 01:42:35	Bright	33.000	174	52Psi UMa	3.0040	4400.0	66	24491	No
9	GOM_NL__2PRFIN20061106_015018_000000352052_00389_24491_3254.N1	06-NOV-2006 01:50:18	Bright	34.500	96	68Del Leo	2.5600	9300.0	69	24491	No
10	GOM_NL__2PRFIN20061106_021021_000000342052_00389_24491_3255.N1	06-NOV-2006 02:10:21	Dark	34.000	113	Mu Vel	2.6920	5000.0	68	24491	No
11	GOM_NL__2PRFIN20061106_021545_000000372052_00390_24492_3246.N1	06-NOV-2006 02:15:45	Dark	37.000	46	Del Vel	1.9540	10600.	74	24492	No
12	GOM_NL__2PRFIN20061106_021705_000000402052_00390_24492_3247.N1	06-NOV-2006 02:17:05	Dark	39.500	34	Gam2Vel	1.7930	23000.	79	24492	No
13	GOM_NL__2PRFIN20061106_022219_000000552052_00390_24492_3248.N1	06-NOV-2006 02:22:19	Dark	54.500	2	Alp Car	-0.73600	7000.0	109	24492	No
14	GOM_NL__2PRFIN20061106_023205_000000332052_00390_24492_3249.N1	06-NOV-2006 02:32:05	Straylight	32.500	157	The1Eri	2.9060	9300.0	65	24492	No
15	GOM_NL__2PRFIN20061106_025026_000000332052_00390_24492_3250.N1	06-NOV-2006 02:50:26	Bright	33.000	105	6Bet Ari	2.6450	8900.0	66	24492	No
16	GOM_NL__2PRFIN20061106_025436_000000302052_00390_24492_3251.N1	06-NOV-2006 02:54:36	Bright	30.000	53	43Bet And	2.0480	3300.0	60	24492	No
17	GOM_NL__2PRFIN20061106_025646_000000342052_00390_24492_3252.N1	06-NOV-2006 02:56:46	Bright	33.500	73	57Gam1And	2.2600	13100.	67	24492	No
18	GOM_NL__2PRFIN20061106_030134_000000372052_00390_24492_3253.N1	06-NOV-2006 03:01:34	Bright	37.000	110	37Del Cas	2.6780	8900.0	74	24492	No
19	GOM_NL__2PRFIN20061106_030944_000000292052_00390_24492_3254.N1	06-NOV-2006 03:09:44	Bright	28.500	49	1Alp UMi	1.9900	6300.0	57	24492	No
20	GOM_NL__2PRFIN20061106_031746_000000352052_00390_24492_3255.N1	06-NOV-2006 03:17:46	Bright	35.000	36	50Alp UMa	1.8000	6300.0	70	24492	No
21	GOM_NL__2PRFIN20061106_031924_000000352052_00390_24492_3256.N1	06-NOV-2006 03:19:24	Bright	34.500	82	48Bet UMa	2.3650	10600.	69	24492	No
22	GOM_NL__2PRFIN20061106_032311_000000332052_00390_24492_3257.N1	06-NOV-2006 03:23:11	Bright	33.000	174	52Psi UMa	3.0040	4400.0	66	24492	No
23	GOM_NL__2PRFIN20061106_033054_000000342052_00390_24492_3258.N1	06-NOV-2006 03:30:54	Bright	33.500	96	68Del Leo	2.5600	9300.0	67	24492	No
24	GOM_NL__2PRFIN20061106_035057_000000332052_00390_24492_3259.N1	06-NOV-2006 03:50:57	Dark	33.000	113	Mu Vel	2.6920	5000.0	66	24492	No
25	GOM_NL__2PRFIN20061106_035622_000000372052_00391_24493_3247.N1	06-NOV-2006 03:56:22	Dark	37.000	46	Del Vel	1.9540	10600.	74	24493	No
26	GOM_NL__2PRFIN20061106_035742_000000402052_00391_24493_3248.N1	06-NOV-2006 03:57:42	Dark	39.500	34	Gam2Vel	1.7930	23000.	79	24493	No
27	GOM_NL__2PRFIN20061106_040256_000000412052_00391_24493_3249.N1	06-NOV-2006 04:02:56	Dark	40.500	2	Alp Car	-0.73600	7000.0	81	24493	No
28	GOM_NL__2PRFIN20061106_041241_000000342052_00391_24493_3250.N1	06-NOV-2006 04:12:41	Straylight	34.000	157	The1Eri	2.9060	9300.0	68	24493	No
29	GOM_NL__2PRFIN20061106_043102_000000322052_00391_24493_3251.N1	06-NOV-2006 04:31:02	Bright	32.000	105	6Bet Ari	2.6450	8900.0	64	24493	No
30	GOM_NL__2PRFIN20061106_043512_000000332052_00391_24493_3252.N1	06-NOV-2006 04:35:12	Bright	32.500	53	43Bet And	2.0480	3300.0	65	24493	No
31	GOM_NL__2PRFIN20061106_043722_000000312052_00391_24493_3253.N1	06-NOV-2006 04:37:22	Bright	30.500	73	57Gam1And	2.2600	13100.	61	24493	No
32	GOM_NL__2PRFIN20061106_044210_000000302052_00391_24493_3254.N1	06-NOV-2006 04:42:10	Bright	29.500	110	37Del Cas	2.6780	8900.0	59	24493	No
33	GOM_NL__2PRFIN20061106_045020_000000302052_00391_24493_3255.N1	06-NOV-2006 04:50:20	Bright	29.500	49	1Alp UMi	1.9900	6300.0	59	24493	No
34	GOM_NL__2PRFIN20061106_045822_000000342052_00391_24493_3256.N1	06-NOV-2006 04:58:22	Bright	33.500	36	50Alp UMa	1.8000	6300.0	67	24493	No
35	GOM_NL__2PRFIN20061106_050000_000000332052_00391_24493_3257.N1	06-NOV-2006 05:00:00	Bright	32.500	82	48Bet UMa	2.3650	10600.	65	24493	No
36	GOM_NL__2PRFIN20061106_050347_000000332052_00391_24493_3258.N1	06-NOV-2006 05:03:47	Bright	33.000	174	52Psi UMa	3.0040	4400.0	66	24493	No
37	GOM_NL__2PRFIN20061106_051131_000000342052_00391_24493_3259.N1	06-NOV-2006 05:11:31	Bright	34.000	96	68Del Leo	2.5600	9300.0	68	24493	No
38	GOM_NL__2PRFIN20061106_053134_000000372052_00391_24493_3260.N1	06-NOV-2006 05:31:34	Dark	37.000	113	Mu Vel	2.6920	5000.0	74	24493	No
39	GOM_NL__2PRFIN20061106_053659_000000352052_00392_24494_3248.N1	06-NOV-2006 05:36:59	Dark	35.000	46	Del Vel	1.9540	10600.	70	24494	No
40	GOM_NL__2PRFIN20061106_053819_000000392052_00392_24494_3249.N1	06-NOV-2006 05:38:19	Dark	39.000	34	Gam2Vel	1.7930	23000.	78	24494	No
41	GOM_NL__2PRFIN20061106_054333_000000422052_00392_24494_3250.N1	06-NOV-2006 05:43:33	Dark	42.000	2	Alp Car	-0.73600	7000.0	84	24494	No
42	GOM_NL__2PRFIN20061106_055317_000000342052_00392_24494_3251.N1	06-NOV-2006 05:53:17	Straylight	33.500	157	The1Eri	2.9060	9300.0	67	24494	No

43	GOM_NL__2PRFIN20061106_061139_000000312052_00392_24494_3252.N1	06-NOV-2006 06:11:39	Bright	31.000	105	6Bet Ari	2.6450	8900.0	62	24494	No
44	GOM_NL__2PRFIN20061106_061548_000000322052_00392_24494_3253.N1	06-NOV-2006 06:15:48	Bright	31.500	53	43Bet And	2.0480	3300.0	63	24494	No
45	GOM_NL__2PRFIN20061106_061758_000000302052_00392_24494_3254.N1	06-NOV-2006 06:17:58	Bright	30.000	73	57Gam1And	2.2600	13100.	60	24494	No
46	GOM_NL__2PRFIN20061106_062246_000000302052_00392_24494_3255.N1	06-NOV-2006 06:22:46	Bright	30.000	110	37Del Cas	2.6780	8900.0	60	24494	No
47	GOM_NL__2PRFIN20061106_063056_000000312052_00392_24494_3256.N1	06-NOV-2006 06:30:56	Bright	30.500	49	1Alp UMi	1.9900	6300.0	61	24494	No
48	GOM_NL__2PRFIN20061106_063858_000000312052_00392_24494_3257.N1	06-NOV-2006 06:38:58	Bright	30.500	36	50Alp UMa	1.8000	6300.0	61	24494	No
49	GOM_NL__2PRFIN20061106_064036_000000332052_00392_24494_3258.N1	06-NOV-2006 06:40:36	Bright	33.000	82	48Bet UMa	2.3650	10600.	66	24494	No
50	GOM_NL__2PRFIN20061106_064423_000000322052_00392_24494_3259.N1	06-NOV-2006 06:44:23	Bright	31.500	174	52Psi UMa	3.0040	4400.0	63	24494	No
51	GOM_NL__2PRFIN20061106_065207_000000352052_00392_24494_3260.N1	06-NOV-2006 06:52:07	Bright	34.500	96	68Del Leo	2.5600	9300.0	69	24494	No
52	GOM_NL__2PRFIN20061106_071210_000000332052_00392_24494_3261.N1	06-NOV-2006 07:12:10	Dark	33.000	113	Mu Vel	2.6920	5000.0	66	24494	No
53	GOM_NL__2PRFIN20061106_071735_000000372052_00393_24495_3248.N1	06-NOV-2006 07:17:35	Dark	37.000	46	Del Vel	1.9540	10600.	74	24495	No
54	GOM_NL__2PRFIN20061106_071856_000000402052_00393_24495_3249.N1	06-NOV-2006 07:18:56	Dark	39.500	34	Gam2Vel	1.7930	23000.	79	24495	No
55	GOM_NL__2PRFIN20061106_072410_000000422052_00393_24495_3250.N1	06-NOV-2006 07:24:10	Dark	42.000	2	Alp Car	-0.73600	7000.0	84	24495	No
56	GOM_NL__2PRFIN20061106_073354_000000342052_00393_24495_3251.N1	06-NOV-2006 07:33:54	Straylight	33.500	157	The1Eri	2.9060	9300.0	67	24495	No
57	GOM_NL__2PRFIN20061106_075214_000000322052_00393_24495_3252.N1	06-NOV-2006 07:52:14	Bright	32.000	105	6Bet Ari	2.6450	8900.0	64	24495	No
58	GOM_NL__2PRFIN20061106_075624_000000312052_00393_24495_3253.N1	06-NOV-2006 07:56:24	Bright	31.000	53	43Bet And	2.0480	3300.0	62	24495	No
59	GOM_NL__2PRFIN20061106_075834_000000322052_00393_24495_3254.N1	06-NOV-2006 07:58:34	Bright	32.000	73	57Gam1And	2.2600	13100.	64	24495	No
60	GOM_NL__2PRFIN20061106_080322_000000302052_00393_24495_3255.N1	06-NOV-2006 08:03:22	Bright	29.500	110	37Del Cas	2.6780	8900.0	59	24495	No
61	GOM_NL__2PRFIN20061106_081132_000000272052_00393_24495_3256.N1	06-NOV-2006 08:11:32	Bright	27.000	49	1Alp UMi	1.9900	6300.0	54	24495	No
62	GOM_NL__2PRFIN20061106_081934_000000352052_00393_24495_3257.N1	06-NOV-2006 08:19:34	Bright	34.500	36	50Alp UMa	1.8000	6300.0	69	24495	No
63	GOM_NL__2PRFIN20061106_082111_000000352052_00393_24495_3258.N1	06-NOV-2006 08:21:11	Bright	34.500	82	48Bet UMa	2.3650	10600.	69	24495	No
64	GOM_NL__2PRFIN20061106_082459_000000362052_00393_24495_3259.N1	06-NOV-2006 08:24:59	Bright	35.500	174	52Psi UMa	3.0040	4400.0	71	24495	No
65	GOM_NL__2PRFIN20061106_083243_000000342052_00393_24495_3260.N1	06-NOV-2006 08:32:43	Bright	33.500	96	68Del Leo	2.5600	9300.0	67	24495	No
66	GOM_NL__2PRFIN20061106_085246_000000362052_00393_24495_3261.N1	06-NOV-2006 08:52:46	Dark	36.000	113	Mu Vel	2.6920	5000.0	72	24495	No
67	GOM_NL__2PRFIN20061106_085812_000000352052_00394_24496_3248.N1	06-NOV-2006 08:58:12	Dark	35.000	46	Del Vel	1.9540	10600.	70	24496	No
68	GOM_NL__2PRFIN20061106_085933_000000402052_00394_24496_3249.N1	06-NOV-2006 08:59:33	Dark	39.500	34	Gam2Vel	1.7930	23000.	79	24496	No
69	GOM_NL__2PRFIN20061106_090446_000000532052_00394_24496_3250.N1	06-NOV-2006 09:04:46	Dark	53.000	2	Alp Car	-0.73600	7000.0	106	24496	No
70	GOM_NL__2PRFIN20061106_091430_000000332052_00394_24496_3251.N1	06-NOV-2006 09:14:30	Straylight	32.500	157	The1Eri	2.9060	9300.0	65	24496	No
71	GOM_NL__2PRFIN20061106_093250_000000322052_00394_24496_3252.N1	06-NOV-2006 09:32:50	Bright	32.000	105	6Bet Ari	2.6450	8900.0	64	24496	No
72	GOM_NL__2PRFIN20061106_093700_000000292052_00394_24496_3253.N1	06-NOV-2006 09:37:00	Bright	29.000	53	43Bet And	2.0480	3300.0	58	24496	No
73	GOM_NL__2PRFIN20061106_093909_000000332052_00394_24496_3254.N1	06-NOV-2006 09:39:09	Bright	33.000	73	57Gam1And	2.2600	13100.	66	24496	No
74	GOM_NL__2PRFIN20061106_094327_000000322052_00394_24496_3255.N1	06-NOV-2006 09:43:27	Bright	32.000	160	23Gam Per	2.9300	4700.0	64	24496	No
75	GOM_NL__2PRFIN20061106_095208_000000302052_00394_24496_3256.N1	06-NOV-2006 09:52:08	Bright	30.000	49	1Alp UMi	1.9900	6300.0	60	24496	No
76	GOM_NL__2PRFIN20061106_100010_000000332052_00394_24496_3257.N1	06-NOV-2006 10:00:10	Bright	32.500	36	50Alp UMa	1.8000	6300.0	65	24496	No
77	GOM_NL__2PRFIN20061106_100147_000000312052_00394_24496_3258.N1	06-NOV-2006 10:01:47	Bright	30.500	82	48Bet UMa	2.3650	10600.	61	24496	No
78	GOM_NL__2PRFIN20061106_100535_000000352052_00394_24496_3259.N1	06-NOV-2006 10:05:35	Bright	35.000	174	52Psi UMa	3.0040	4400.0	70	24496	No
79	GOM_NL__2PRFIN20061106_101319_000000362052_00394_24496_3260.N1	06-NOV-2006 10:13:19	Bright	35.500	96	68Del Leo	2.5600	9300.0	71	24496	No
80	GOM_NL__2PRFIN20061106_103323_000000332052_00394_24496_3261.N1	06-NOV-2006 10:33:23	Dark	32.500	113	Mu Vel	2.6920	5000.0	65	24496	No
81	GOM_NL__2PRFIN20061106_103848_000000362052_00395_24497_3248.N1	06-NOV-2006 10:38:48	Dark	36.000	46	Del Vel	1.9540	10600.	72	24497	No
82	GOM_NL__2PRFIN20061106_104010_000000422052_00395_24497_3249.N1	06-NOV-2006 10:40:10	Dark	41.500	34	Gam2Vel	1.7930	23000.	83	24497	No
83	GOM_NL__2PRFIN20061106_104523_000000562052_00395_24497_3250.N1	06-NOV-2006 10:45:23	Dark	56.000	2	Alp Car	-0.73600	7000.0	112	24497	No
84	GOM_NL__2PRFIN20061106_105506_000000332052_00395_24497_3251.N1	06-NOV-2006 10:55:06	Straylight	32.500	157	The1Eri	2.9060	9300.0	65	24497	No
85	GOM_NL__2PRFIN20061106_111326_000000302052_00395_24497_3252.N1	06-NOV-2006 11:13:26	Bright	30.000	105	6Bet Ari	2.6450	8900.0	60	24497	No
86	GOM_NL__2PRFIN20061106_111736_000000312052_00395_24497_3253.N1	06-NOV-2006 11:17:36	Bright	30.500	53	43Bet And	2.0480	3300.0	61	24497	No
87	GOM_NL__2PRFIN20061106_111945_000000322052_00395_24497_3254.N1	06-NOV-2006 11:19:45	Bright	31.500	73	57Gam1And	2.2600	13100.	63	24497	No
88	GOM_NL__2PRFIN20061106_112402_000000322052_00395_24497_3255.N1	06-NOV-2006 11:24:02	Bright	32.000	160	23Gam Per	2.9300	4700.0	64	24497	No
89	GOM_NL__2PRFIN20061106_113244_000000312052_00395_24497_3256.N1	06-NOV-2006 11:32:44	Bright	30.500	49	1Alp UMi	1.9900	6300.0	61	24497	No
90	GOM_NL__2PRFIN20061106_114045_000000312052_00395_24497_3257.N1	06-NOV-2006 11:40:45	Bright	31.000	36	50Alp UMa	1.8000	6300.0	62	24497	No
91	GOM_NL__2PRFIN20061106_114223_000000302052_00395_24497_3258.N1	06-NOV-2006 11:42:23	Bright	30.000	82	48Bet UMa	2.3650	10600.	60	24497	No
92	GOM_NL__2PRFIN20061106_114611_000000342052_00395_24497_3259.N1	06-NOV-2006 11:46:11	Bright	33.500	174	52Psi UMa	3.0040	4400.0	67	24497	No
93	GOM_NL__2PRFIN20061106_115355_000000352052_00395_24497_3260.N1	06-NOV-2006 11:53:55	Bright	35.000	96	68Del Leo	2.5600	9300.0	70	24497	No
94	GOM_NL__2PRFIN20061106_121359_000000342052_00395_24497_3261.N1	06-NOV-2006 12:13:59	Dark	33.500	113	Mu Vel	2.6920	5000.0	67	24497	No
95	GOM_NL__2PRFIN20061106_121925_000000372052_00396_24498_3248.N1	06-NOV-2006 12:19:25	Dark	36.500	46	Del Vel	1.9540	10600.	73	24498	No
96	GOM_NL__2PRFIN20061106_122047_000000402052_00396_24498_3249.N1	06-NOV-2006 12:20:47	Dark	40.000	34	Gam2Vel	1.7930	23000.	80	24498	No
97	GOM_NL__2PRFIN20061106_122600_000000422052_00396_24498_3250.N1	06-NOV-2006 12:26:00	Dark	41.500	2	Alp Car	-0.73600	7000.0	83	24498	No
98	GOM_NL__2PRFIN20061106_123542_000000312052_00396_24498_3251.N1	06-NOV-2006 12:35:42	Straylight	31.000	157	The1Eri	2.9060	9300.0	62	24498	No
99	GOM_NL__2PRFIN20061106_125402_000000322052_00396_24498_3252.N1	06-NOV-2006 12:54:02	Bright	32.000	105	6Bet Ari	2.6450	8900.0	64	24498	No
100	GOM_NL__2PRFIN20061106_125812_000000312052_00396_24498_3253.N1	06-NOV-2006 12:58:12	Bright	31.000	53	43Bet And	2.0480	3300.0	62	24498	No
101	GOM_NL__2PRFIN20061106_130020_000000332052_00396_24498_3254.N1	06-NOV-2006 13:00:20	Bright	32.500	73	57Gam1And	2.2600	13100.	65	24498	No

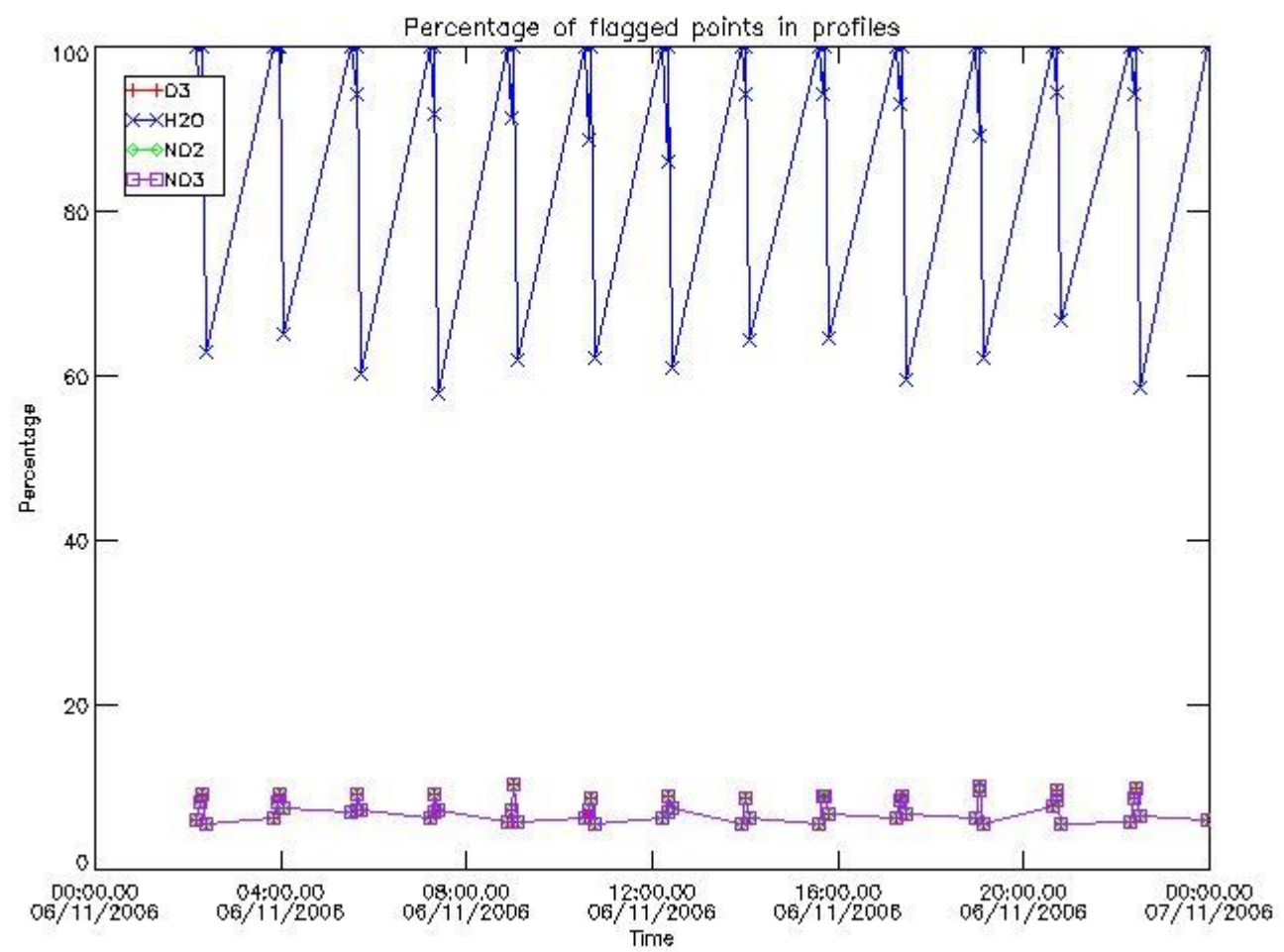
102	GOM_NL__2PRFIN20061106_130438_000000332052_00396_24498_3255.N1	06-NOV-2006 13:04:38	Bright	33.000	160	23Gam Per	2.9300	4700.0	66	24498	No
103	GOM_NL__2PRFIN20061106_131320_000000302052_00396_24498_3256.N1	06-NOV-2006 13:13:20	Bright	30.000	49	1Alp UMi	1.9900	6300.0	60	24498	No
104	GOM_NL__2PRFIN20061106_132121_000000332052_00396_24498_3257.N1	06-NOV-2006 13:21:21	Bright	33.000	36	50Alp UMa	1.8000	6300.0	66	24498	No
105	GOM_NL__2PRFIN20061106_132259_000000332052_00396_24498_3258.N1	06-NOV-2006 13:22:59	Bright	33.000	82	48Bet UMa	2.3650	10600.	66	24498	No
106	GOM_NL__2PRFIN20061106_132647_000000332052_00396_24498_3259.N1	06-NOV-2006 13:26:47	Bright	33.000	174	52Psi UMa	3.0040	4400.0	66	24498	No
107	GOM_NL__2PRFIN20061106_133432_000000352052_00396_24498_3260.N1	06-NOV-2006 13:34:32	Bright	34.500	96	68Del Leo	2.5600	9300.0	69	24498	No
108	GOM_NL__2PRFIN20061106_135436_000000372052_00396_24498_3261.N1	06-NOV-2006 13:54:36	Dark	36.500	113	Mu Vel	2.6920	5000.0	73	24498	No
109	GOM_NL__2PRFIN20061106_140002_000000352052_00397_24499_3248.N1	06-NOV-2006 14:00:02	Dark	35.000	46	Del Vel	1.9540	10600.	70	24499	No
110	GOM_NL__2PRFIN20061106_140124_000000412052_00397_24499_3249.N1	06-NOV-2006 14:01:24	Dark	41.000	34	Gam2Vel	1.7930	23000.	82	24499	No
111	GOM_NL__2PRFIN20061106_140636_000000502052_00397_24499_3250.N1	06-NOV-2006 14:06:36	Dark	49.500	2	Alp Car	-0.73600	7000.0	99	24499	No
112	GOM_NL__2PRFIN20061106_141618_000000332052_00397_24499_3251.N1	06-NOV-2006 14:16:18	Straylight	32.500	157	The1Eri	2.9060	9300.0	65	24499	No
113	GOM_NL__2PRFIN20061106_143437_000000322052_00397_24499_3252.N1	06-NOV-2006 14:34:37	Bright	31.500	105	6Bet Ari	2.6450	8900.0	63	24499	No
114	GOM_NL__2PRFIN20061106_143848_000000312052_00397_24499_3253.N1	06-NOV-2006 14:38:48	Bright	31.000	53	43Bet And	2.0480	3300.0	62	24499	No
115	GOM_NL__2PRFIN20061106_144056_000000312052_00397_24499_3254.N1	06-NOV-2006 14:40:56	Bright	31.000	73	57Gam1And	2.2600	13100.	62	24499	No
116	GOM_NL__2PRFIN20061106_144513_000000342052_00397_24499_3255.N1	06-NOV-2006 14:45:13	Bright	33.500	160	23Gam Per	2.9300	4700.0	67	24499	No
117	GOM_NL__2PRFIN20061106_145356_000000292052_00397_24499_3256.N1	06-NOV-2006 14:53:56	Bright	29.000	49	1Alp UMi	1.9900	6300.0	58	24499	No
118	GOM_NL__2PRFIN20061106_150157_000000352052_00397_24499_3257.N1	06-NOV-2006 15:01:57	Bright	35.000	36	50Alp UMa	1.8000	6300.0	70	24499	No
119	GOM_NL__2PRFIN20061106_150334_000000342052_00397_24499_3258.N1	06-NOV-2006 15:03:34	Bright	33.500	82	48Bet UMa	2.3650	10600.	67	24499	No
120	GOM_NL__2PRFIN20061106_150723_000000322052_00397_24499_3259.N1	06-NOV-2006 15:07:23	Bright	31.500	174	52Psi UMa	3.0040	4400.0	63	24499	No
121	GOM_NL__2PRFIN20061106_151508_000000352052_00397_24499_3260.N1	06-NOV-2006 15:15:08	Bright	35.000	96	68Del Leo	2.5600	9300.0	70	24499	No
122	GOM_NL__2PRFIN20061106_153512_000000382052_00397_24499_3261.N1	06-NOV-2006 15:35:12	Dark	37.500	113	Mu Vel	2.6920	5000.0	75	24499	No
123	GOM_NL__2PRFIN20061106_154038_000000352052_00398_24500_3268.N1	06-NOV-2006 15:40:38	Dark	34.500	46	Del Vel	1.9540	10600.	69	24500	No
124	GOM_NL__2PRFIN20061106_154201_000000402052_00398_24500_3269.N1	06-NOV-2006 15:42:01	Dark	40.000	34	Gam2Vel	1.7930	23000.	80	24500	No
125	GOM_NL__2PRFIN20061106_154713_000000542052_00398_24500_3270.N1	06-NOV-2006 15:47:13	Dark	54.000	2	Alp Car	-0.73600	7000.0	108	24500	No
126	GOM_NL__2PRFIN20061106_155655_000000342052_00398_24500_3271.N1	06-NOV-2006 15:56:55	Straylight	34.000	157	The1Eri	2.9060	9300.0	68	24500	No
127	GOM_NL__2PRFIN20061106_161513_000000322052_00398_24500_3272.N1	06-NOV-2006 16:15:13	Bright	32.000	105	6Bet Ari	2.6450	8900.0	64	24500	No
128	GOM_NL__2PRFIN20061106_161923_000000312052_00398_24500_3273.N1	06-NOV-2006 16:19:23	Bright	30.500	53	43Bet And	2.0480	3300.0	61	24500	No
129	GOM_NL__2PRFIN20061106_162132_000000332052_00398_24500_3274.N1	06-NOV-2006 16:21:32	Bright	33.000	73	57Gam1And	2.2600	13100.	66	24500	No
130	GOM_NL__2PRFIN20061106_162548_000000322052_00398_24500_3275.N1	06-NOV-2006 16:25:48	Bright	31.500	160	23Gam Per	2.9300	4700.0	63	24500	No
131	GOM_NL__2PRFIN20061106_163432_000000302052_00398_24500_3276.N1	06-NOV-2006 16:34:32	Bright	30.000	49	1Alp UMi	1.9900	6300.0	60	24500	No
132	GOM_NL__2PRFIN20061106_164233_000000302052_00398_24500_3277.N1	06-NOV-2006 16:42:33	Bright	30.000	36	50Alp UMa	1.8000	6300.0	60	24500	No
133	GOM_NL__2PRFIN20061106_164411_000000322052_00398_24500_3278.N1	06-NOV-2006 16:44:11	Bright	31.500	82	48Bet UMa	2.3650	10600.	63	24500	No
134	GOM_NL__2PRFIN20061106_164759_000000342052_00398_24500_3279.N1	06-NOV-2006 16:47:59	Bright	33.500	174	52Psi UMa	3.0040	4400.0	67	24500	No
135	GOM_NL__2PRFIN20061106_165544_000000372052_00398_24500_3280.N1	06-NOV-2006 16:55:44	Bright	36.500	96	68Del Leo	2.5600	9300.0	73	24500	No
136	GOM_NL__2PRFIN20061106_171548_000000332052_00398_24500_3281.N1	06-NOV-2006 17:15:48	Dark	32.500	113	Mu Vel	2.6920	5000.0	65	24500	No
137	GOM_NL__2PRFIN20061106_172115_000000362052_00399_24501_3268.N1	06-NOV-2006 17:21:15	Dark	36.000	46	Del Vel	1.9540	10600.	72	24501	No
138	GOM_NL__2PRFIN20061106_172238_000000412052_00399_24501_3269.N1	06-NOV-2006 17:22:38	Dark	40.500	34	Gam2Vel	1.7930	23000.	81	24501	No
139	GOM_NL__2PRFIN20061106_172750_000000452052_00399_24501_3270.N1	06-NOV-2006 17:27:50	Dark	44.500	2	Alp Car	-0.73600	7000.0	89	24501	No
140	GOM_NL__2PRFIN20061106_173731_000000342052_00399_24501_3271.N1	06-NOV-2006 17:37:31	Straylight	33.500	157	The1Eri	2.9060	9300.0	67	24501	No
141	GOM_NL__2PRFIN20061106_175549_000000312052_00399_24501_3272.N1	06-NOV-2006 17:55:49	Bright	31.000	105	6Bet Ari	2.6450	8900.0	62	24501	No
142	GOM_NL__2PRFIN20061106_175959_000000302052_00399_24501_3273.N1	06-NOV-2006 17:59:59	Bright	30.000	53	43Bet And	2.0480	3300.0	60	24501	No
143	GOM_NL__2PRFIN20061106_180208_000000302052_00399_24501_3274.N1	06-NOV-2006 18:02:08	Bright	29.500	73	57Gam1And	2.2600	13100.	59	24501	No
144	GOM_NL__2PRFIN20061106_180624_000000352052_00399_24501_3275.N1	06-NOV-2006 18:06:24	Bright	34.500	160	23Gam Per	2.9300	4700.0	69	24501	No
145	GOM_NL__2PRFIN20061106_181508_000000312052_00399_24501_3276.N1	06-NOV-2006 18:15:08	Bright	30.500	49	1Alp UMi	1.9900	6300.0	61	24501	No
146	GOM_NL__2PRFIN20061106_182308_000000312052_00399_24501_3277.N1	06-NOV-2006 18:23:08	Bright	31.000	36	50Alp UMa	1.8000	6300.0	62	24501	No
147	GOM_NL__2PRFIN20061106_182446_000000352052_00399_24501_3278.N1	06-NOV-2006 18:24:46	Bright	34.500	82	48Bet UMa	2.3650	10600.	69	24501	No
148	GOM_NL__2PRFIN20061106_182835_000000342052_00399_24501_3279.N1	06-NOV-2006 18:28:35	Bright	34.000	174	52Psi UMa	3.0040	4400.0	68	24501	No
149	GOM_NL__2PRFIN20061106_183620_000000362052_00399_24501_3280.N1	06-NOV-2006 18:36:20	Bright	35.500	96	68Del Leo	2.5600	9300.0	71	24501	No
150	GOM_NL__2PRFIN20061106_185625_000000342052_00399_24501_3281.N1	06-NOV-2006 18:56:25	Dark	33.500	113	Mu Vel	2.6920	5000.0	67	24501	No
151	GOM_NL__2PRFIN20061106_190152_000000372052_00400_24502_3268.N1	06-NOV-2006 19:01:52	Dark	37.000	46	Del Vel	1.9540	10600.	74	24502	No
152	GOM_NL__2PRFIN20061106_190314_000000412052_00400_24502_3269.N1	06-NOV-2006 19:03:14	Dark	40.500	34	Gam2Vel	1.7930	23000.	81	24502	No
153	GOM_NL__2PRFIN20061106_190826_000000562052_00400_24502_3270.N1	06-NOV-2006 19:08:26	Dark	55.500	2	Alp Car	-0.73600	7000.0	111	24502	No
154	GOM_NL__2PRFIN20061106_191807_000000342052_00400_24502_3271.N1	06-NOV-2006 19:18:07	Straylight	34.000	157	The1Eri	2.9060	9300.0	68	24502	No
155	GOM_NL__2PRFIN20061106_193625_000000312052_00400_24502_3272.N1	06-NOV-2006 19:36:25	Bright	30.500	105	6Bet Ari	2.6450	8900.0	61	24502	No
156	GOM_NL__2PRFIN20061106_194036_000000302052_00400_24502_3273.N1	06-NOV-2006 19:40:36	Bright	30.000	53	43Bet And	2.0480	3300.0	60	24502	No
157	GOM_NL__2PRFIN20061106_194243_000000322052_00400_24502_3274.N1	06-NOV-2006 19:42:43	Bright	32.000	73	57Gam1And	2.2600	13100.	64	24502	No
158	GOM_NL__2PRFIN20061106_194700_000000332052_00400_24502_3275.N1	06-NOV-2006 19:47:00	Bright	33.000	160	23Gam Per	2.9300	4700.0	66	24502	No
159	GOM_NL__2PRFIN20061106_195544_000000312052_00400_24502_3276.N1	06-NOV-2006 19:55:44	Bright	31.000	49	1Alp UMi	1.9900	6300.0	62	24502	No
160	GOM_NL__2PRFIN20061106_200344_000000352052_00400_24502_3277.N1	06-NOV-2006 20:03:44	Bright	35.000	36	50Alp UMa	1.8000	6300.0	70	24502	No

161	GOM_NL__2PRFIN20061106_200522_000000332052_00400_24502_3278.N1	06-NOV-2006 20:05:22	Bright	33.000	82	48Bet UMa	2.3650	10600.	66	24502	No
162	GOM_NL__2PRFIN20061106_200910_000000332052_00400_24502_3279.N1	06-NOV-2006 20:09:10	Bright	32.500	174	52Psi UMa	3.0040	4400.0	65	24502	No
163	GOM_NL__2PRFIN20061106_201656_000000352052_00400_24502_3280.N1	06-NOV-2006 20:16:56	Bright	35.000	96	68Del Leo	2.5600	9300.0	70	24502	No
164	GOM_NL__2PRFIN20061106_203701_000000332052_00400_24502_3281.N1	06-NOV-2006 20:37:01	Dark	33.000	113	Mu Vel	2.6920	5000.0	66	24502	No
165	GOM_NL__2PRFIN20061106_204228_000000372052_00401_24503_3268.N1	06-NOV-2006 20:42:28	Dark	36.500	46	Del Vel	1.9540	10600.	73	24503	No
166	GOM_NL__2PRFIN20061106_204351_000000422052_00401_24503_3269.N1	06-NOV-2006 20:43:51	Dark	42.000	34	Gam2Vel	1.7930	23000.	84	24503	No
167	GOM_NL__2PRFIN20061106_204903_000000562052_00401_24503_3270.N1	06-NOV-2006 20:49:03	Dark	55.500	2	Alp Car	-0.73600	7000.0	111	24503	No
168	GOM_NL__2PRFIN20061106_205843_000000332052_00401_24503_3271.N1	06-NOV-2006 20:58:43	Straylight	33.000	157	The1Eri	2.9060	9300.0	66	24503	No
169	GOM_NL__2PRFIN20061106_211701_000000322052_00401_24503_3272.N1	06-NOV-2006 21:17:01	Bright	31.500	105	6Bet Ari	2.6450	8900.0	63	24503	No
170	GOM_NL__2PRFIN20061106_212121_000000232052_00401_24503_3273.N1	06-NOV-2006 21:21:21	Dark	22.500	53	43Bet And	2.0480	3300.0	45	24503	Yes
171	GOM_NL__2PRFIN20061106_212319_000000322052_00401_24503_3274.N1	06-NOV-2006 21:23:19	Bright	31.500	73	57Gam1And	2.2600	13100.	63	24503	No
172	GOM_NL__2PRFIN20061106_212735_000000342052_00401_24503_3275.N1	06-NOV-2006 21:27:35	Bright	33.500	160	23Gam Per	2.9300	4700.0	67	24503	No
173	GOM_NL__2PRFIN20061106_213620_000000472052_00401_24503_3276.N1	06-NOV-2006 21:36:20	Bright	47.000	49	1Alp UMi	1.9900	6300.0	94	24503	No
174	GOM_NL__2PRFIN20061106_214420_000000342052_00401_24503_3277.N1	06-NOV-2006 21:44:20	Bright	33.500	36	50Alp UMa	1.8000	6300.0	67	24503	No
175	GOM_NL__2PRFIN20061106_214558_000000512052_00401_24503_3278.N1	06-NOV-2006 21:45:58	Bright	51.000	82	48Bet UMa	2.3650	10600.	102	24503	No
176	GOM_NL__2PRFIN20061106_214946_000000342052_00401_24503_3279.N1	06-NOV-2006 21:49:46	Bright	33.500	174	52Psi UMa	3.0040	4400.0	67	24503	No
177	GOM_NL__2PRFIN20061106_215733_000000342052_00401_24503_3280.N1	06-NOV-2006 21:57:33	Bright	33.500	96	68Del Leo	2.5600	9300.0	67	24503	No
178	GOM_NL__2PRFIN20061106_221738_000000352052_00401_24503_3281.N1	06-NOV-2006 22:17:38	Dark	35.000	113	Mu Vel	2.6920	5000.0	70	24503	No
179	GOM_NL__2PRFIN20061106_222305_000000352052_00402_24504_3268.N1	06-NOV-2006 22:23:05	Dark	35.000	46	Del Vel	1.9540	10600.	70	24504	No
180	GOM_NL__2PRFIN20061106_222428_000000412052_00402_24504_3269.N1	06-NOV-2006 22:24:28	Dark	41.000	34	Gam2Vel	1.7930	23000.	82	24504	No
181	GOM_NL__2PRFIN20061106_222940_000000482052_00402_24504_3270.N1	06-NOV-2006 22:29:40	Dark	47.500	2	Alp Car	-0.73600	7000.0	95	24504	No
182	GOM_NL__2PRFIN20061106_223919_000000342052_00402_24504_3271.N1	06-NOV-2006 22:39:19	Straylight	33.500	157	The1Eri	2.9060	9300.0	67	24504	No
183	GOM_NL__2PRFIN20061106_225737_000000322052_00402_24504_3272.N1	06-NOV-2006 22:57:37	Bright	31.500	105	6Bet Ari	2.6450	8900.0	63	24504	No
184	GOM_NL__2PRFIN20061106_230151_000000322052_00402_24504_3273.N1	06-NOV-2006 23:01:51	Bright	32.000	173	4Bet Tri	3.0040	8900.0	64	24504	No
185	GOM_NL__2PRFIN20061106_230355_000000342052_00402_24504_3274.N1	06-NOV-2006 23:03:55	Bright	34.000	73	57Gam1And	2.2600	13100.	68	24504	No
186	GOM_NL__2PRFIN20061106_230810_000000342052_00402_24504_3275.N1	06-NOV-2006 23:08:10	Bright	34.000	160	23Gam Per	2.9300	4700.0	68	24504	No
187	GOM_NL__2PRFIN20061106_231655_000000312052_00402_24504_3276.N1	06-NOV-2006 23:16:55	Bright	31.000	49	1Alp UMi	1.9900	6300.0	62	24504	No
188	GOM_NL__2PRFIN20061106_232456_000000342052_00402_24504_3277.N1	06-NOV-2006 23:24:56	Bright	34.000	36	50Alp UMa	1.8000	6300.0	68	24504	No
189	GOM_NL__2PRFIN20061106_232633_000000322052_00402_24504_3278.N1	06-NOV-2006 23:26:33	Bright	31.500	82	48Bet UMa	2.3650	10600.	63	24504	No
190	GOM_NL__2PRFIN20061106_233022_000000342052_00402_24504_3279.N1	06-NOV-2006 23:30:22	Bright	33.500	174	52Psi UMa	3.0040	4400.0	67	24504	No
191	GOM_NL__2PRFIN20061106_233809_000000352052_00402_24504_3280.N1	06-NOV-2006 23:38:09	Bright	34.500	96	68Del Leo	2.5600	9300.0	69	24504	No
192	GOM_NL__2PRFIN20061106_235814_000000352052_00402_24504_3281.N1	06-NOV-2006 23:58:14	Dark	34.500	113	Mu Vel	2.6920	5000.0	69	24504	No

### 3. Quality information per product

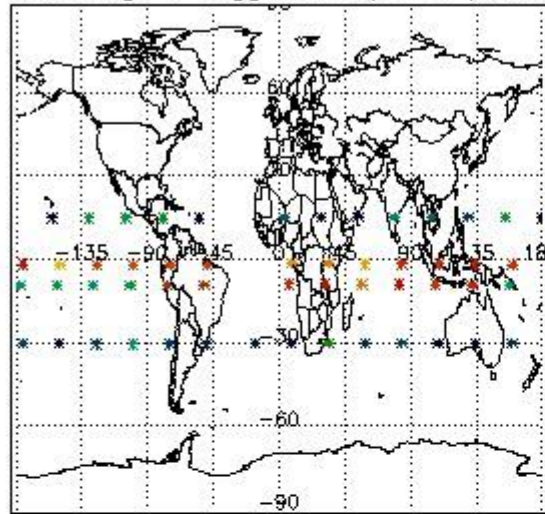
In this section it is plotted some information contained in the Quality Summary data set of the level 2 products. Only products in dark limb conditions and without errors (error flag in the MPH set to "0") are used.

#### 3.1 Plot quality information per product (time dependant)

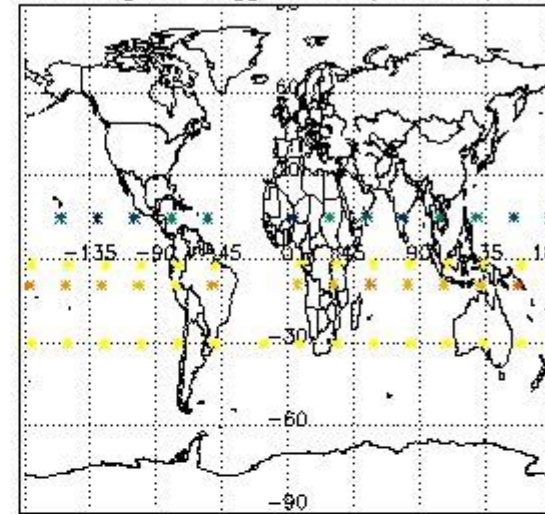


*3.2 Plot quality information per product (world map)*

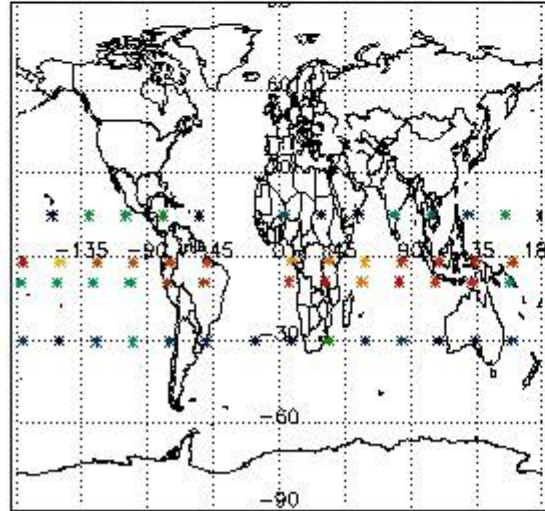
Percentage of flagged data per O3 profile



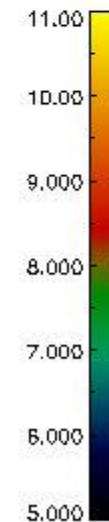
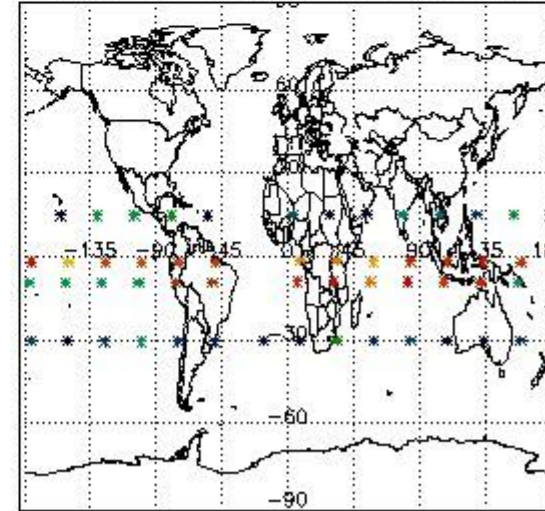
Percentage of flagged data per H2O profile



Percentage of flagged data per NO2 profile



Percentage of flagged data per NO3 profile



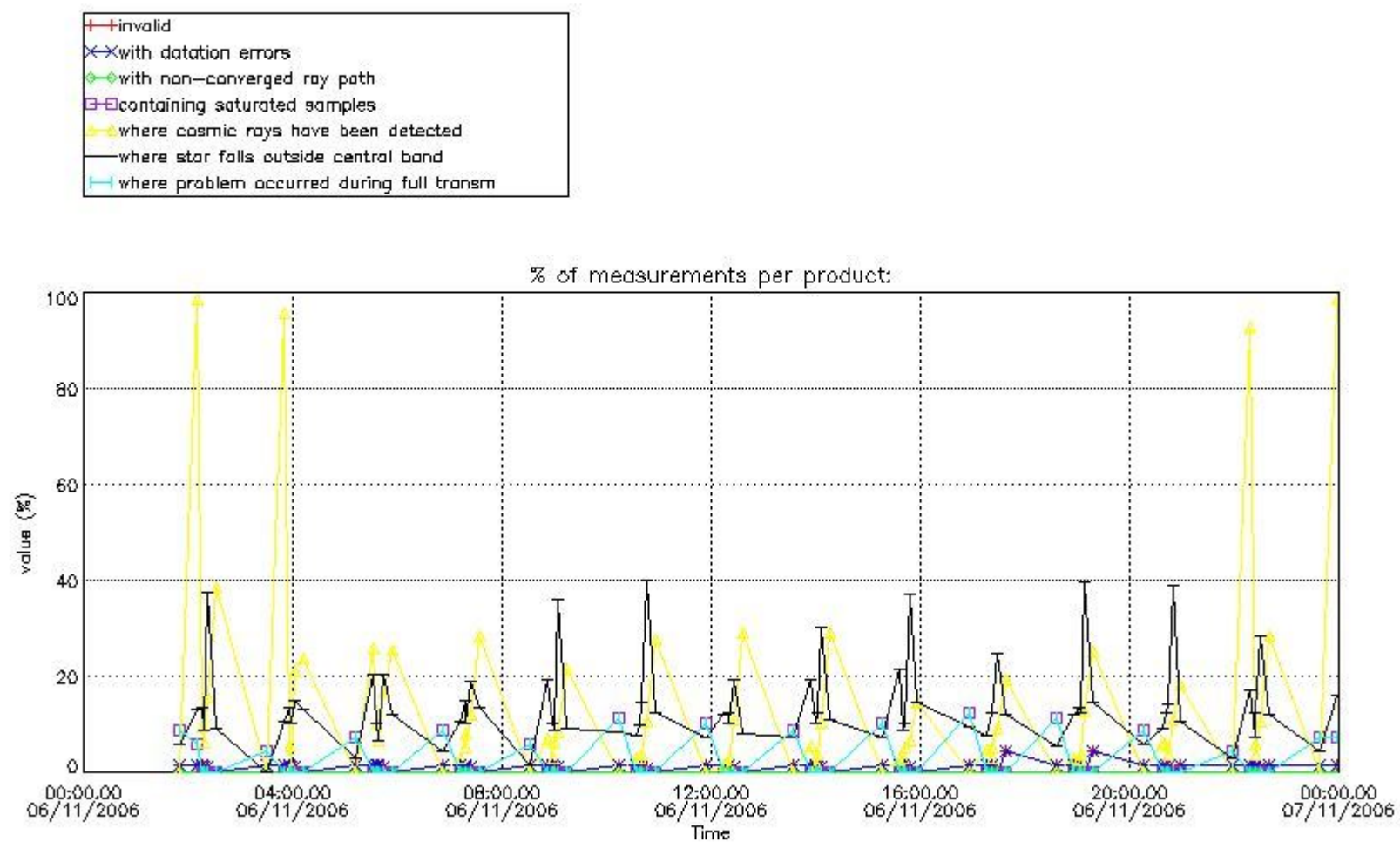
#### 4. Level 1 quality information per product

In this section it is plotted some information contained in the Quality Summary data set of the level 2 products that comes from the level 1b processing. Products without errors (error flag in the MPH set to "0") are used.

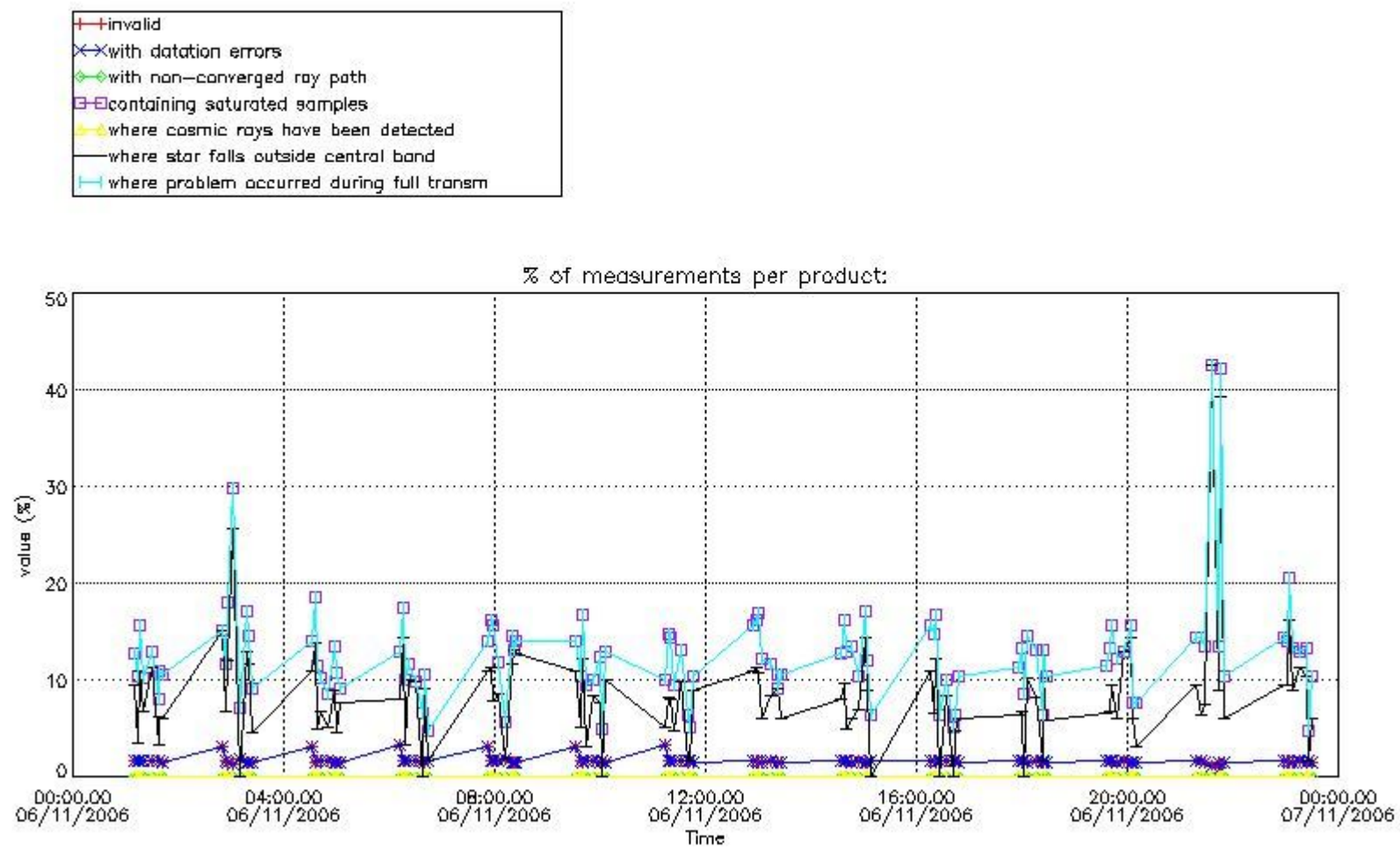
##### 4.1 Plot quality information per product (time dependant) coming from level 1b processing

###### 4.1.1 Plot level 1 quality information per product (time dependant): ENVISAT ASCENDING passes





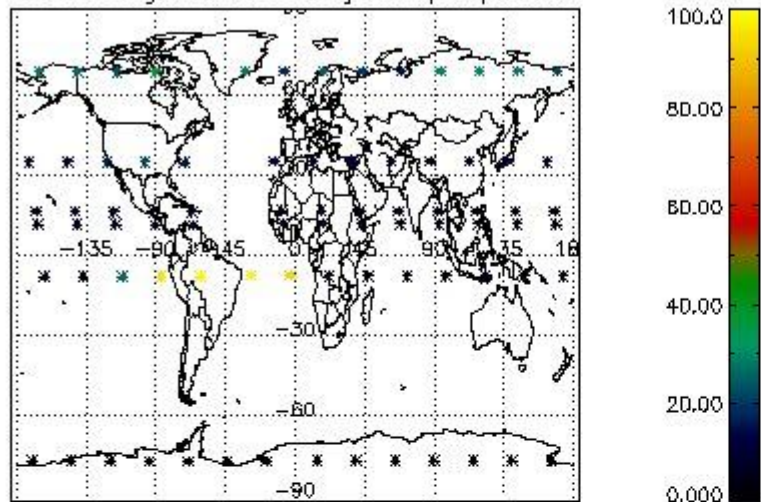
4.1.2 Plot level 1 quality information per product (time dependant): ENVI SAT DESCENDING passes



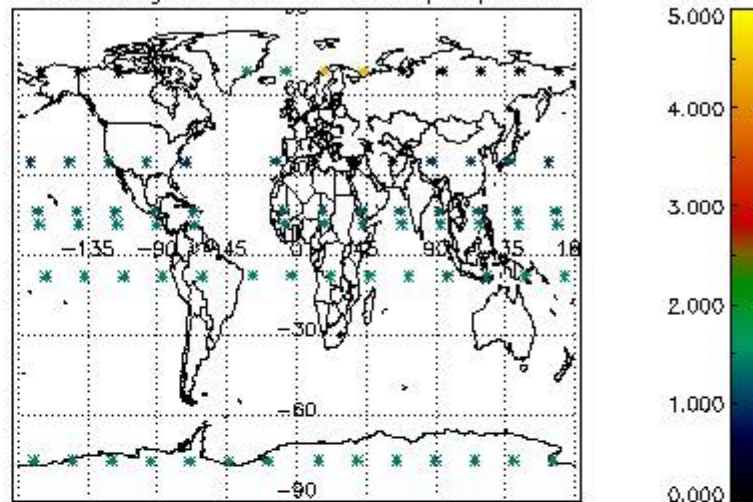
4.2 Plot quality information per product coming from level 1b processing (world map)

4.2.1 Plot level 1 quality information per product (world map): ENVISAT ASCENDING passes

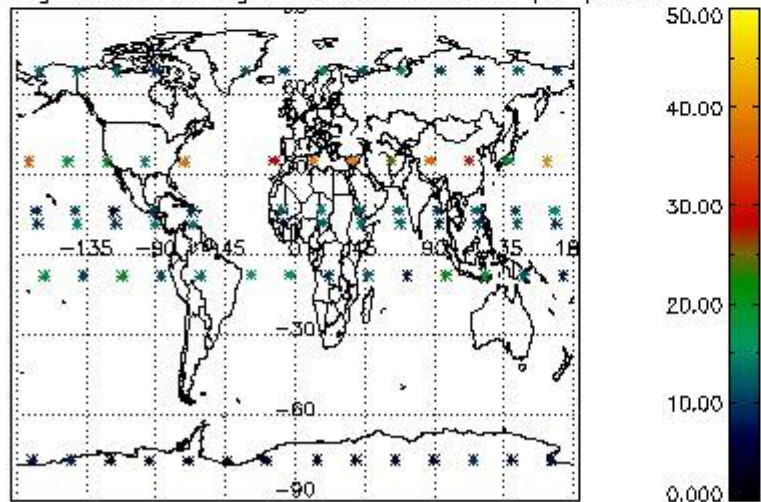
Percentage of cosmic ray hits per profile



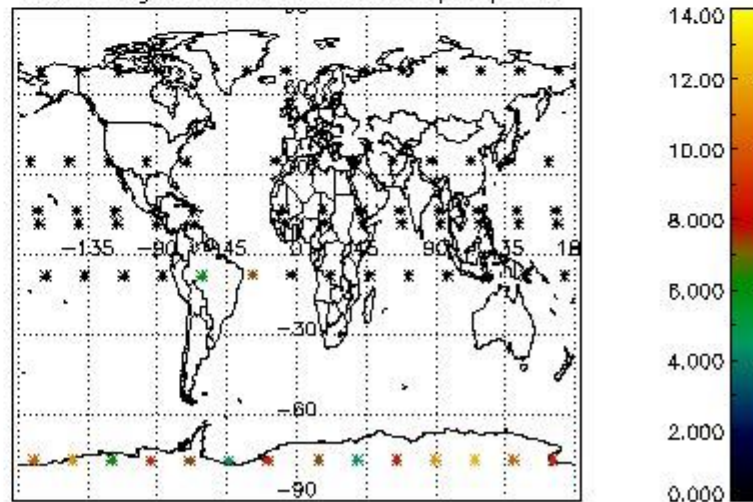
Percentage of datation errors per profile



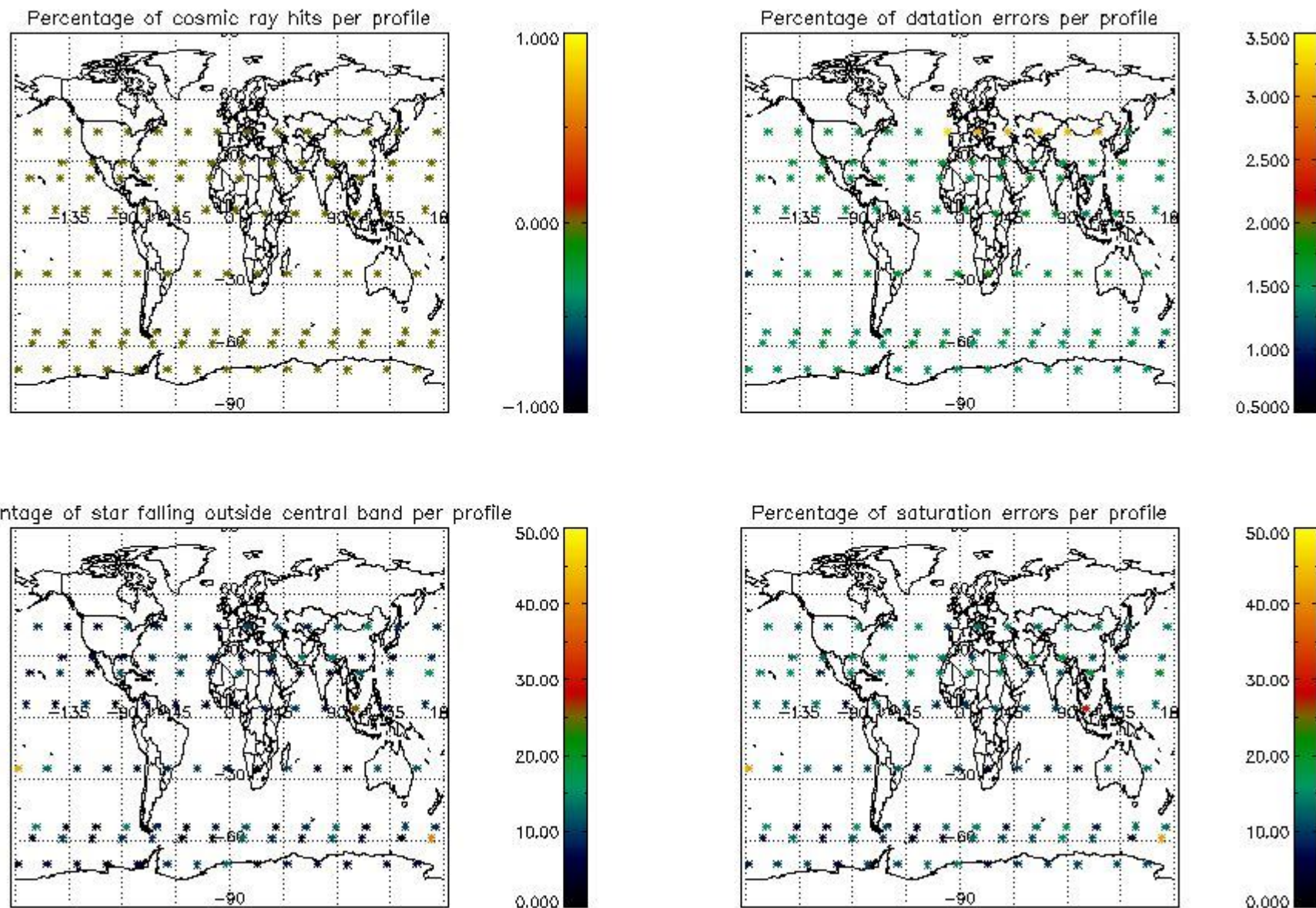
Percentage of star falling outside central band per profile



Percentage of saturation errors per profile



4.2.2 Plot level 1 quality information per product (world map): ENVISAT DESCENDING passes



## 5. Trace gas profiles

### 5.1 Ozone statistics based on quality of products

The final quality of the products can be "measured" using the STD (Standard Deviation) attached to every point profile. This information is written to the parameter GOM\_NL\_\_2P/NL\_LOCAL\_SPECIES\_DENSITY/o3\_std of the level 2 products. The table below shows the statistics for given STD ranges.

The statistics are given with respect to the overall valid production:

- Products without fatal errors: GOM\_NL\_\_2P/MPH/PRODUCT\_ERR=0
- Valid point profile: GOM\_NL\_\_2P/NL\_LOCAL\_SPECIES\_DENSITY/pcd(0)=0

The 'Criteria' is applied to valid points of dark limb products:

- Products in dark limb illumination condition: GOM\_NL\_\_2P/NL\_SUMMARY\_QUALITY/obs\_ill\_cond=0
- Products without fatal errors: GOM\_NL\_\_2P/MPH/PRODUCT\_ERR=0
- Valid point profile: GOM\_NL\_\_2P/NL\_LOCAL\_SPECIES\_DENSITY/pcd(0)=0

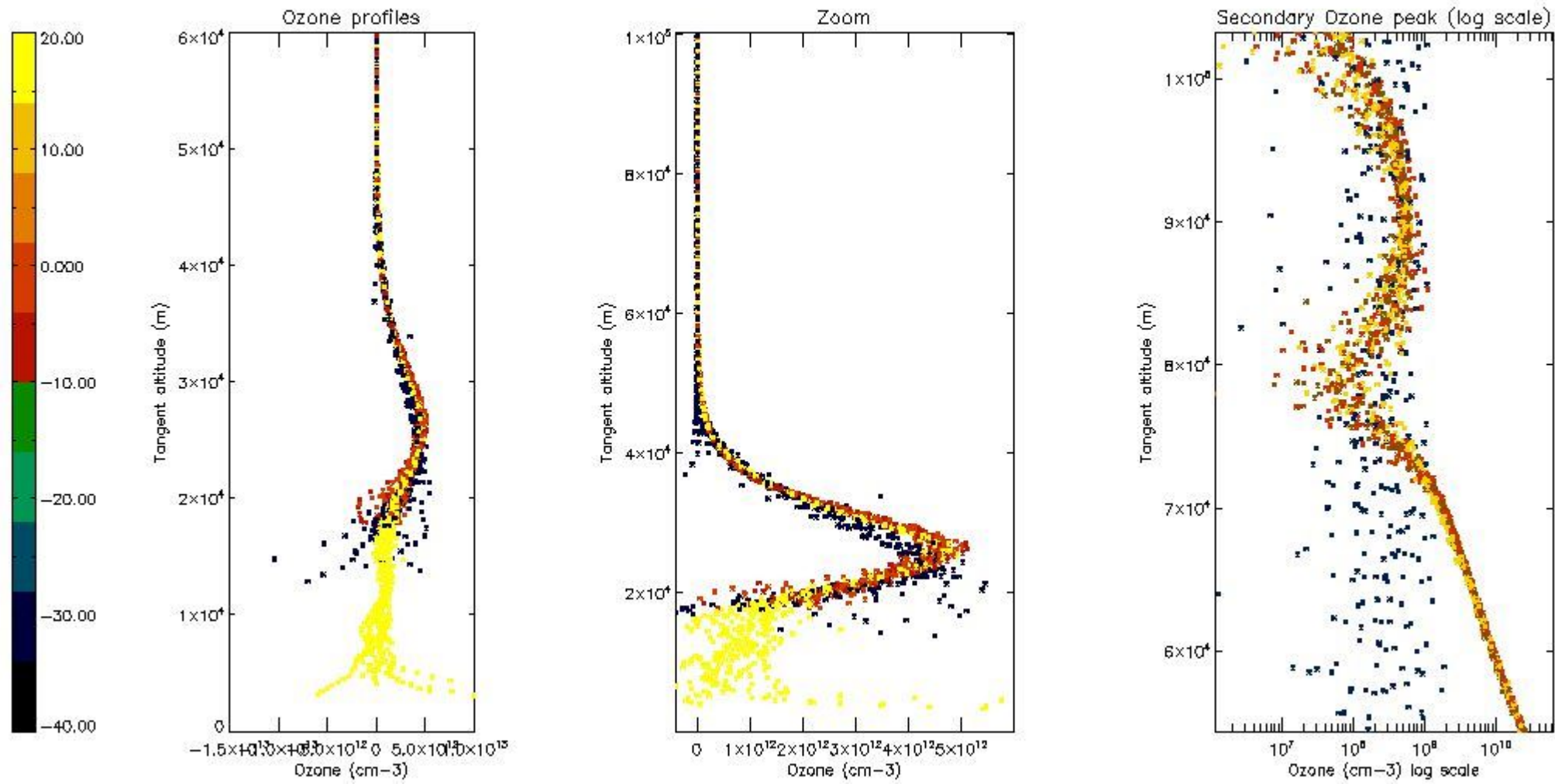
So, the table below shows the percentage of dark limb and valid observations for each criteria with respect to the overall valid daily observations.

Criteria	% of total production
All STD	32
STD < 20	22

STD < 10	18
STD < 5	14

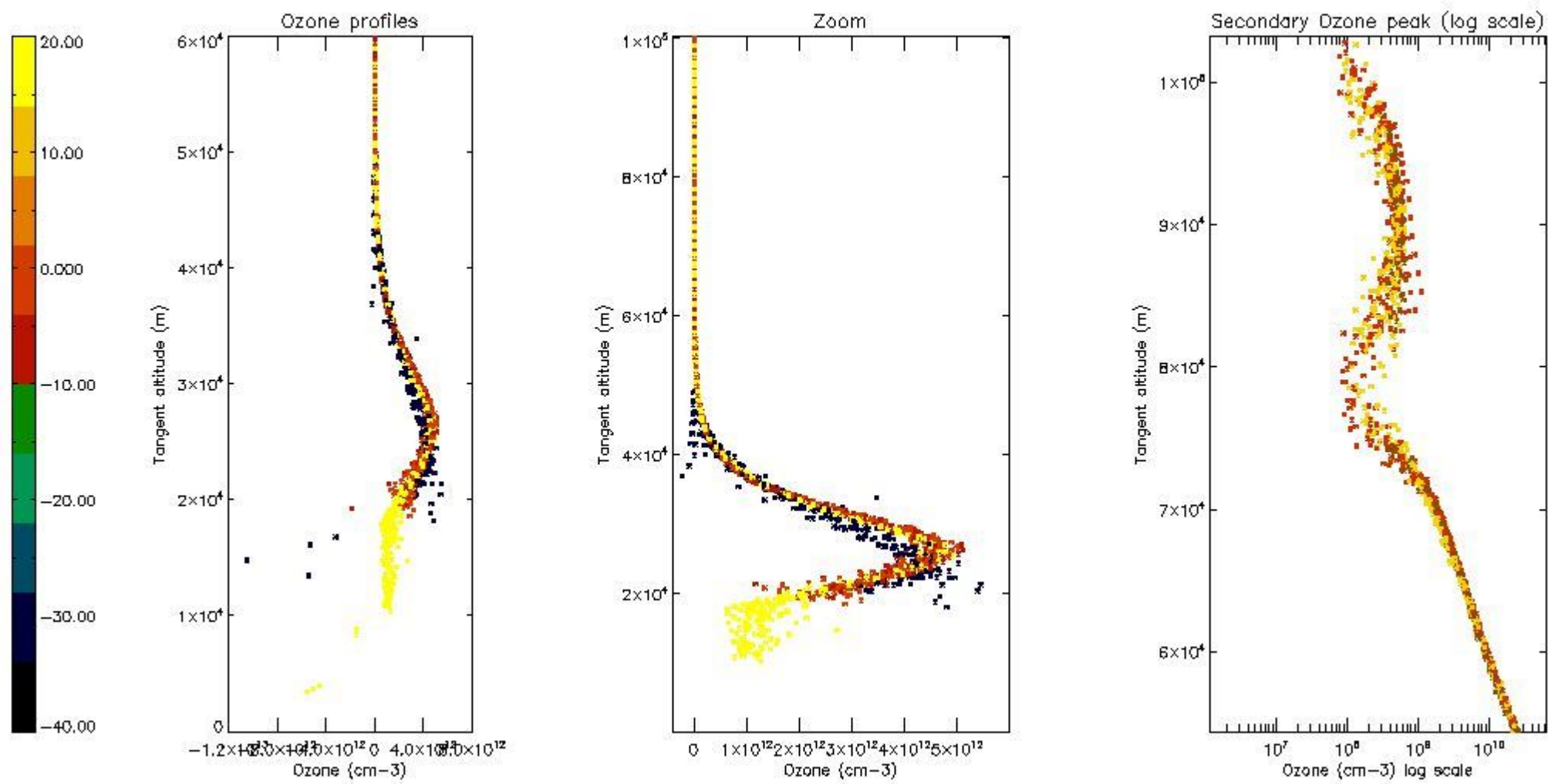
5.2 Plot ozone profiles for all STD (dark without errors)

The colorbar represents the latitude.



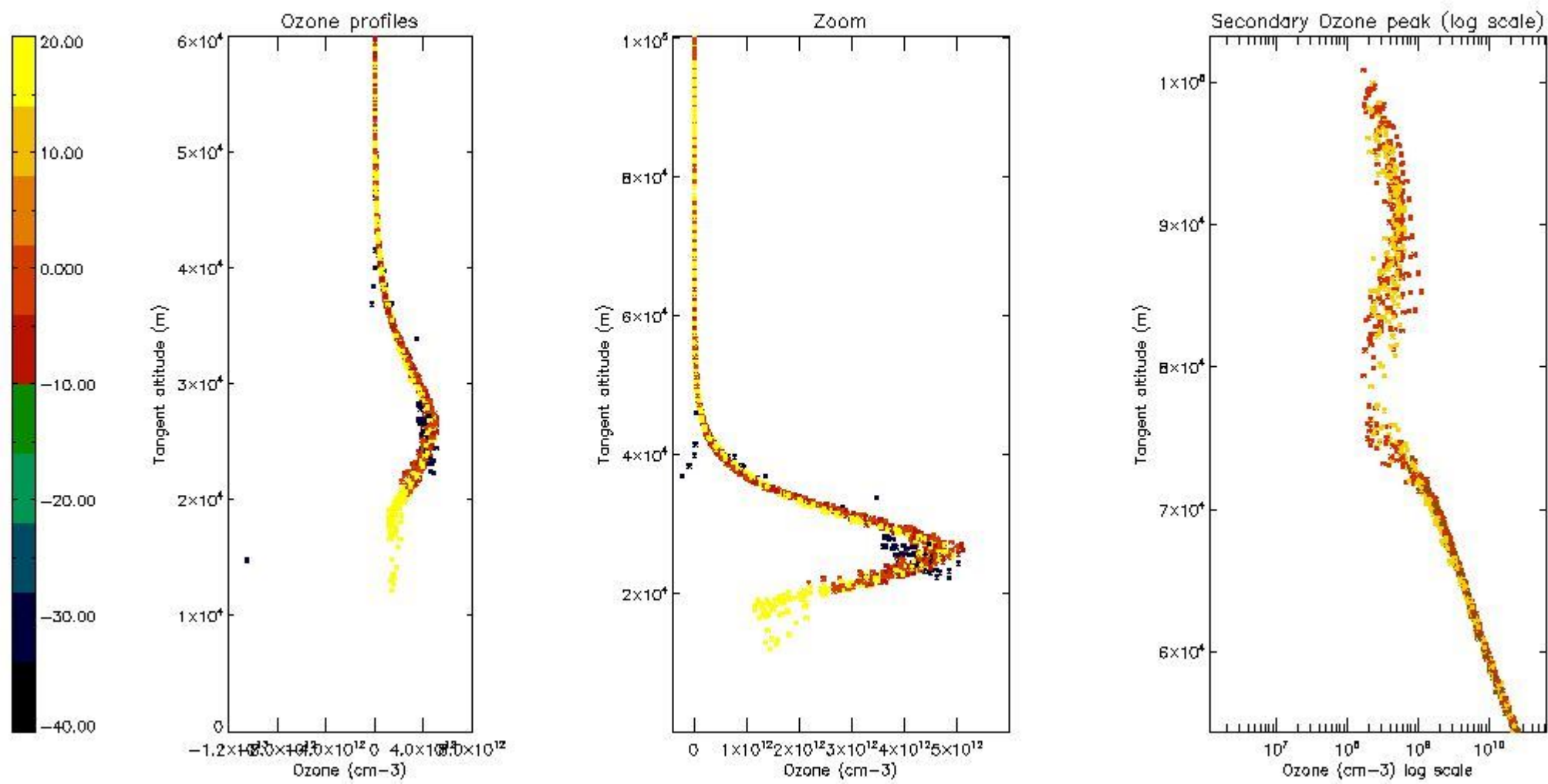
5.3 Plot ozone profiles where STD < 20% (dark without errors)

The colorbar represents the latitude.



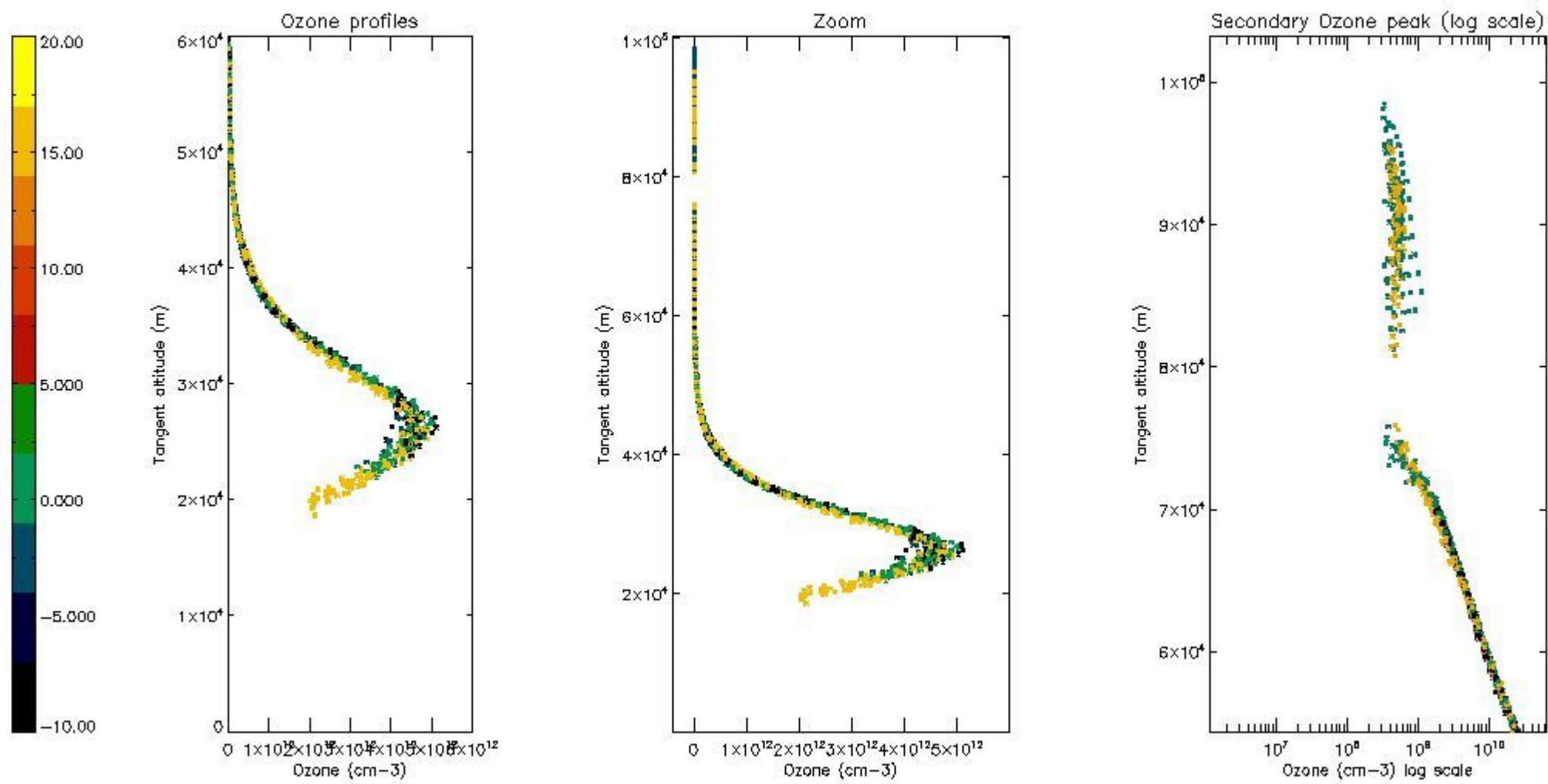
*5.4 Plot ozone profiles where STD < 10% (dark without errors)*

The colorbar represents the latitude.



*5.5 Plot ozone profiles where STD < 5% (dark without errors)*

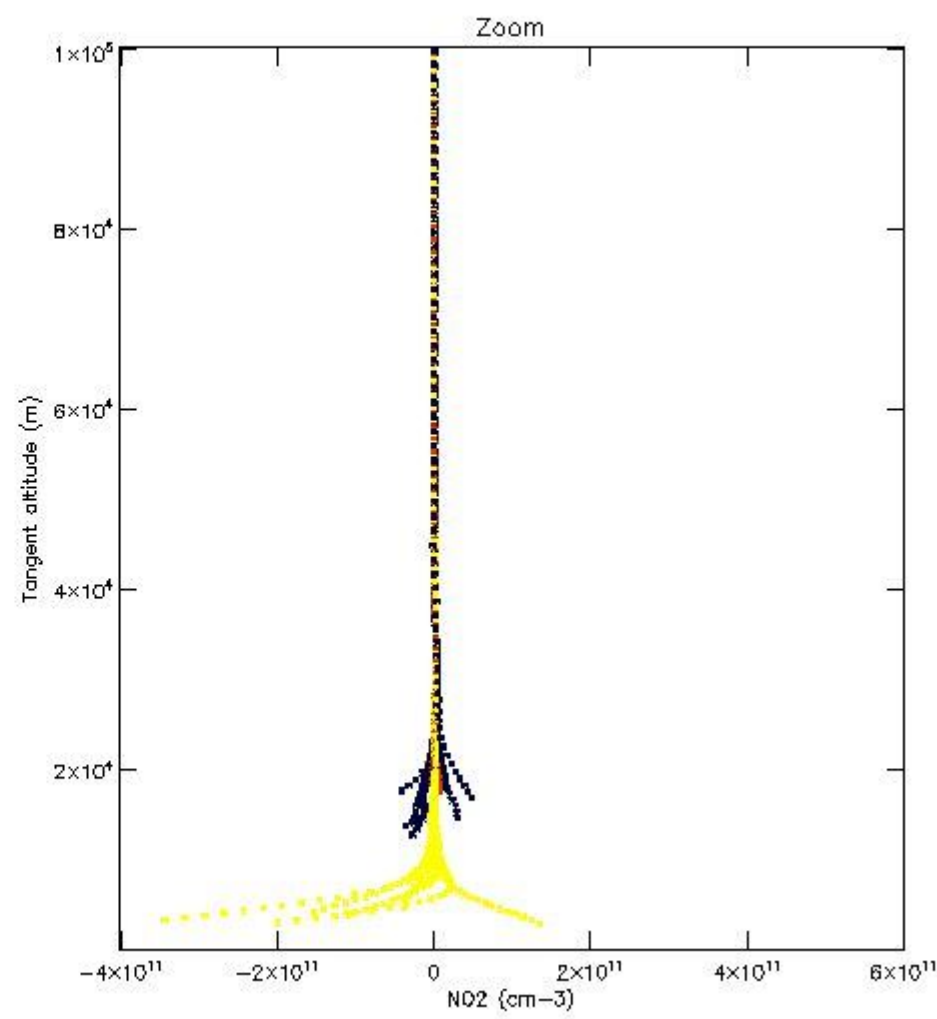
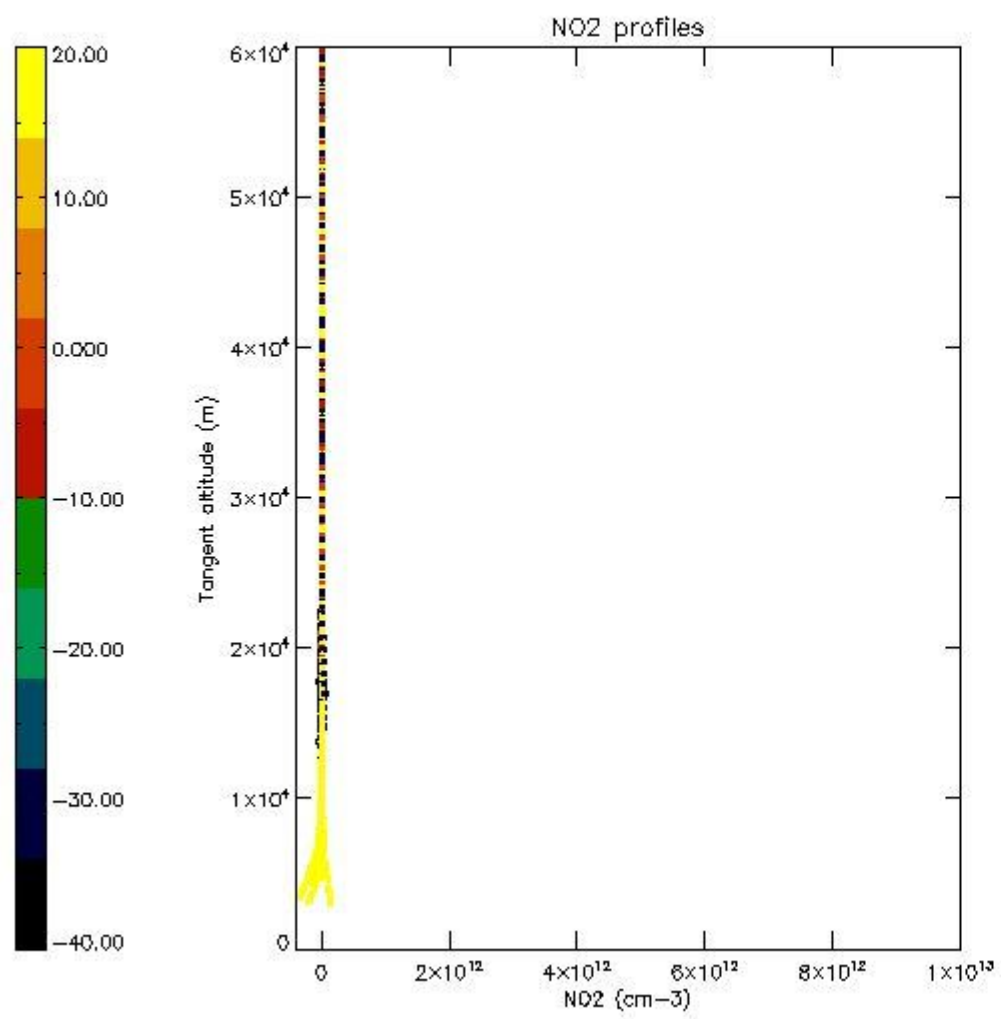
The colorbar represents the latitude.



*5.6 Plot NO<sub>2</sub> profiles for all STD (dark without errors)*

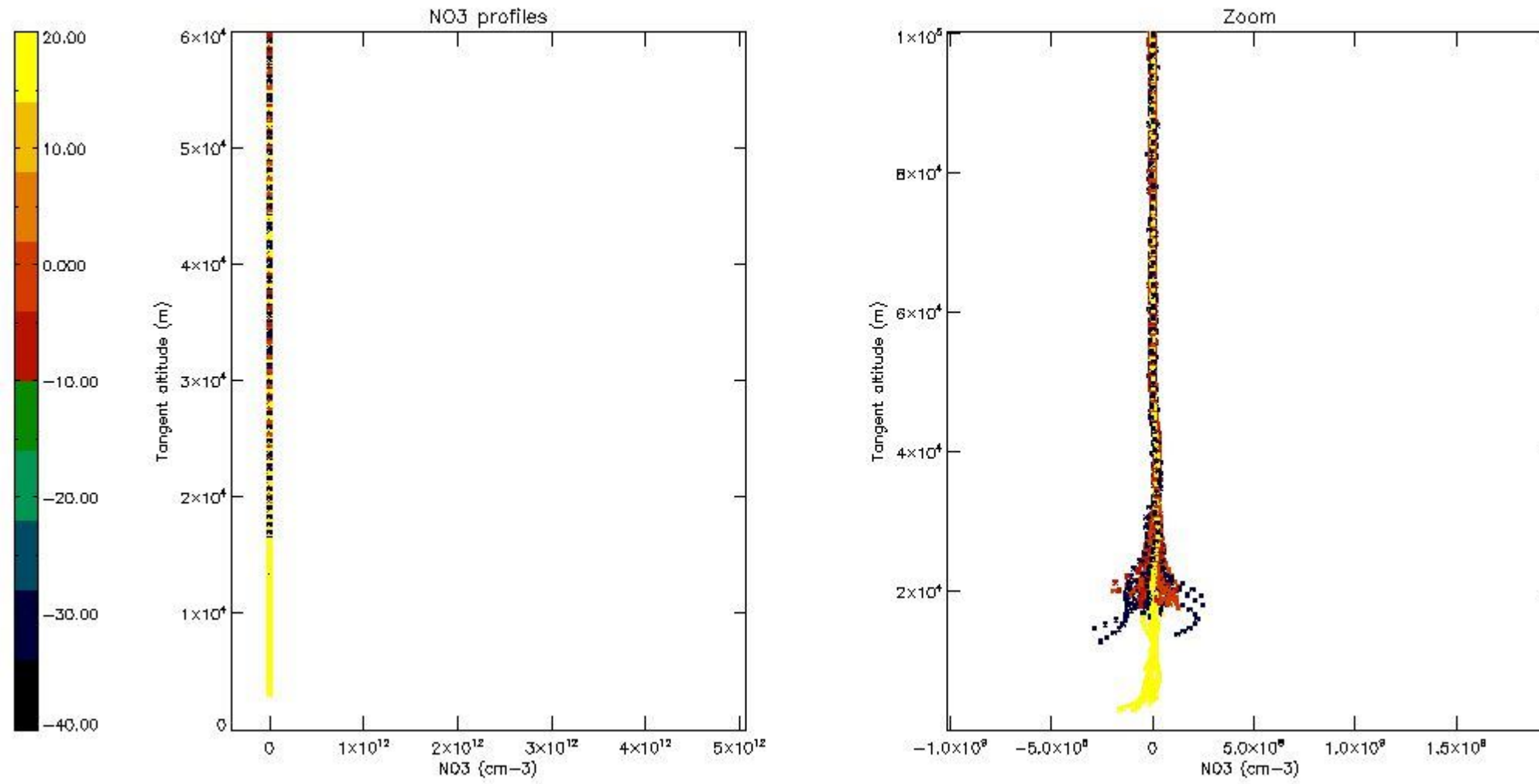
The colorbar represents the latitude.





*5.7 Plot NO3 profiles for all STD (dark without errors)*

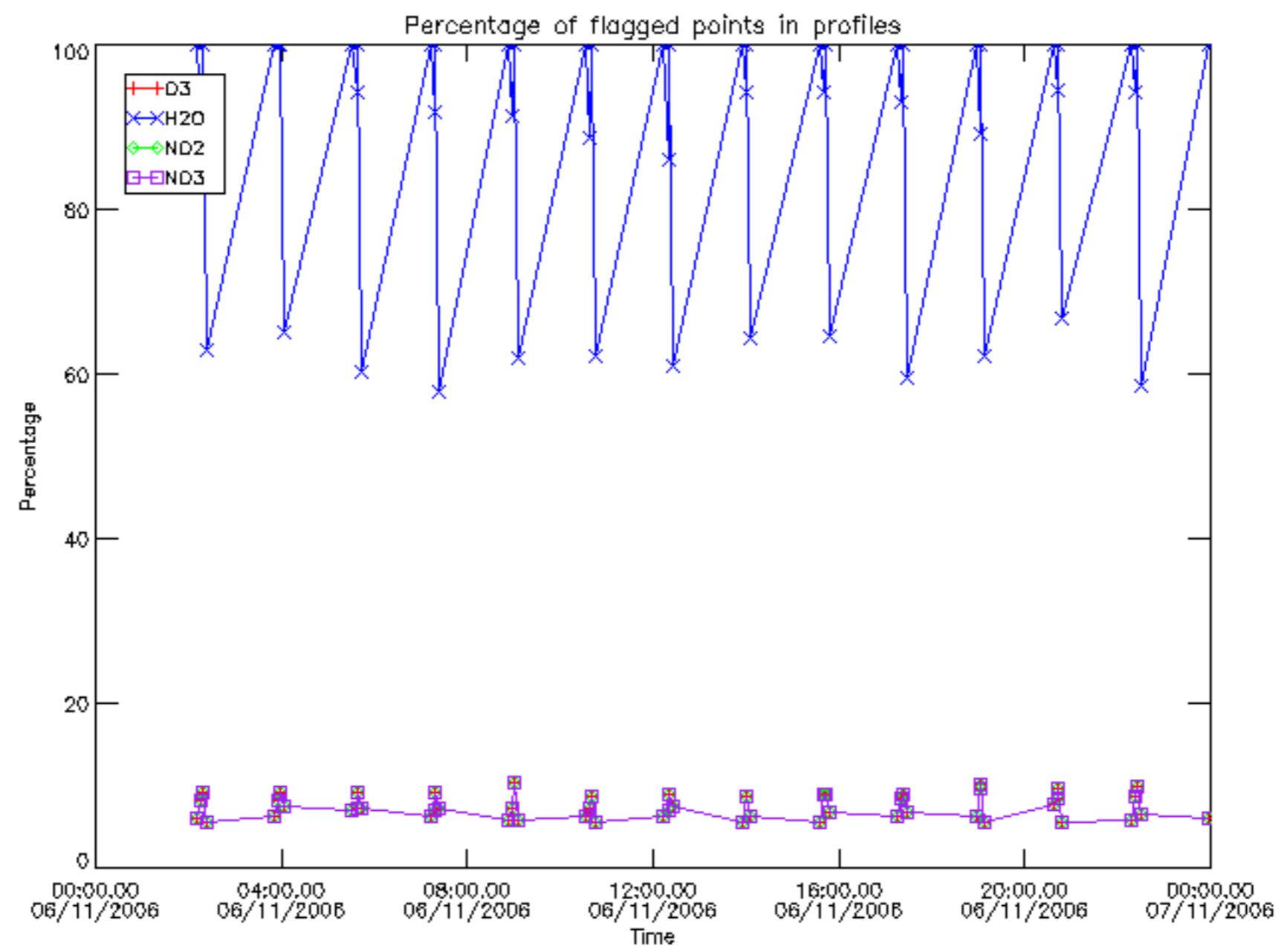
The colorbar represents the latitude.



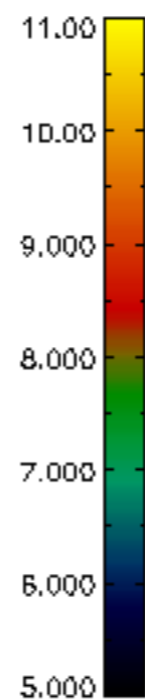
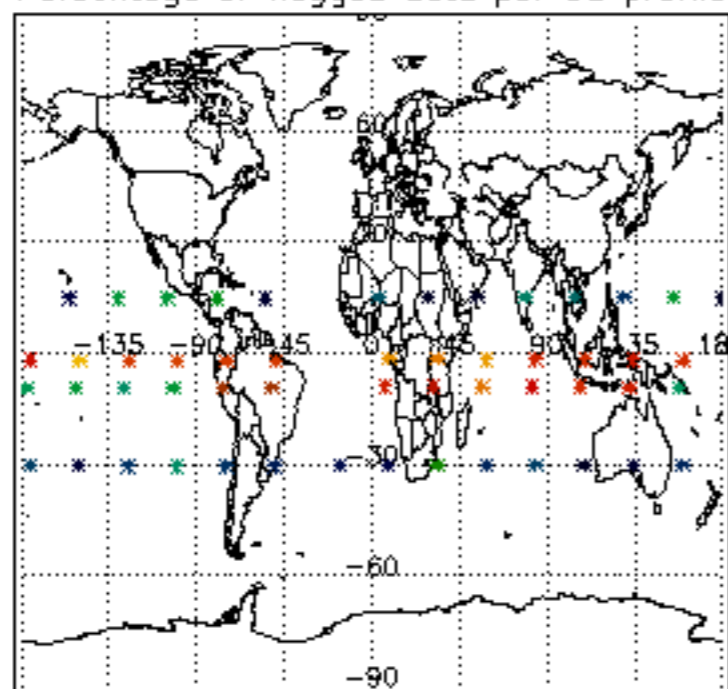
## 6. Auxiliary Data Files used for the production reported in section 2

The number reported in the third column indicates since which file (see list in section 2) the corresponding auxiliary file has been used. The fourth column is the date of those product files.

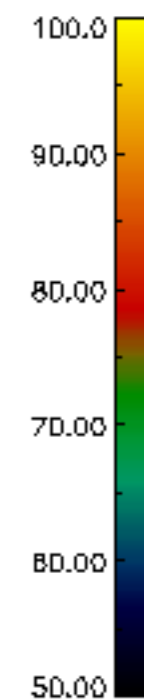
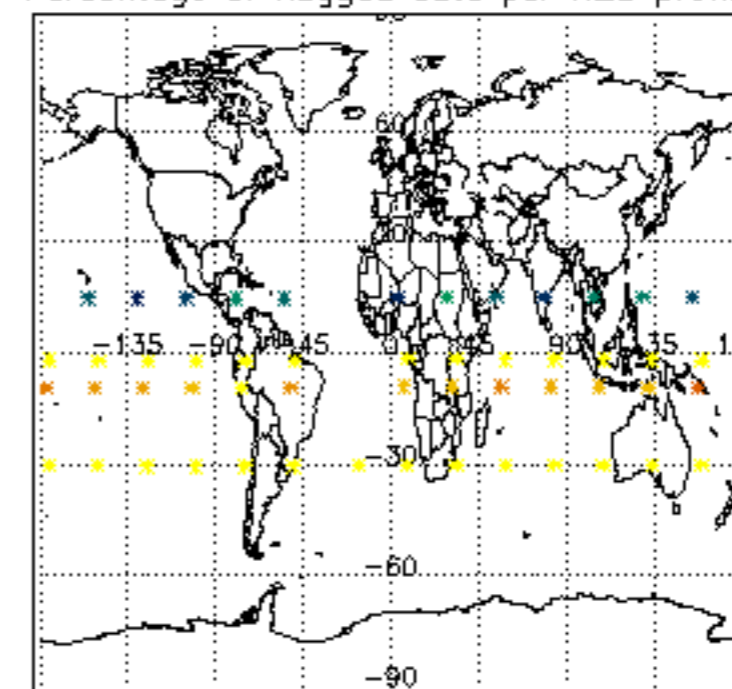
Type	Auxiliary Filename	Used since product	Used since product date
INST_PHYS_CHARACTERISTICS	GOM_INS_AXVIEC20091111_143220_20030716_120000_20500101_000000	1	06-NOV-2006 01:09:51
LEVEL-2_PROC_CONFIG	GOM_PR2_AXVIEC20091111_152718_20020301_000000_20500101_000000	1	06-NOV-2006 01:09:51
CROSS_SECTIONS_FILE	GOM_CRS_AXVIEC20091111_154832_20020301_000000_20500101_000000	1	06-NOV-2006 01:09:51



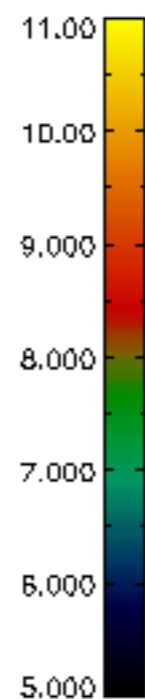
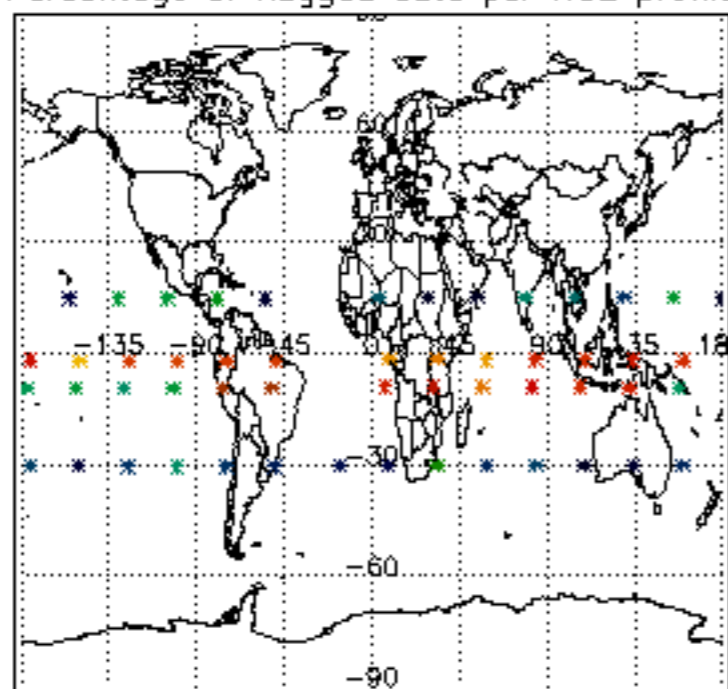
Percentage of flagged data per D3 profile



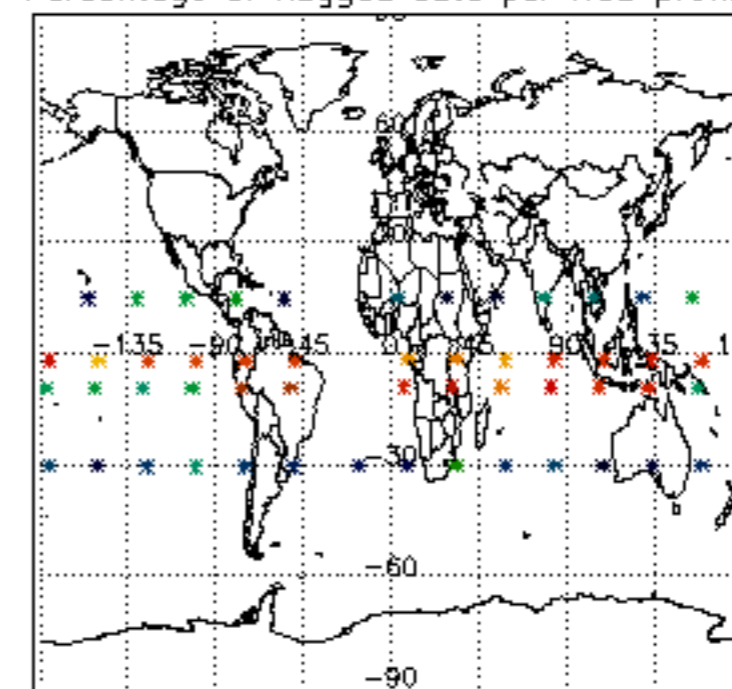
Percentage of flagged data per H2O profile

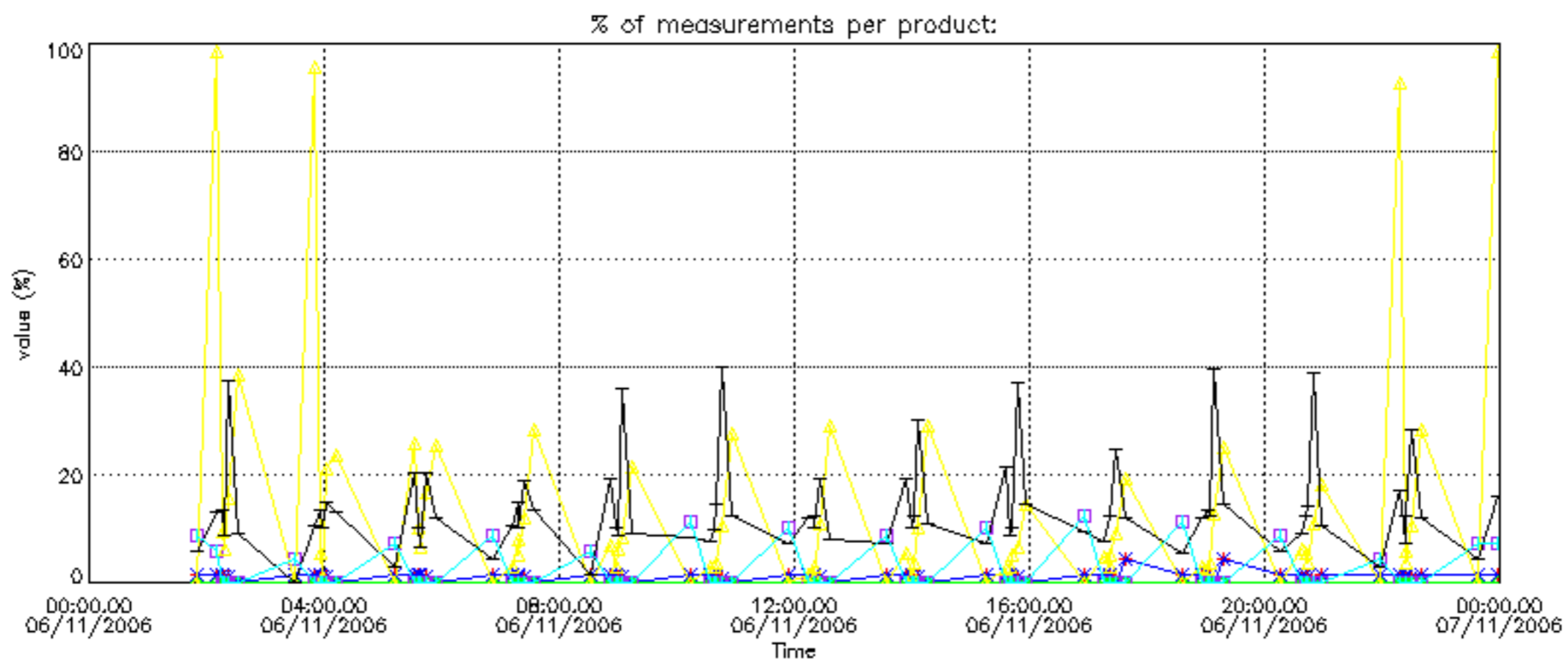


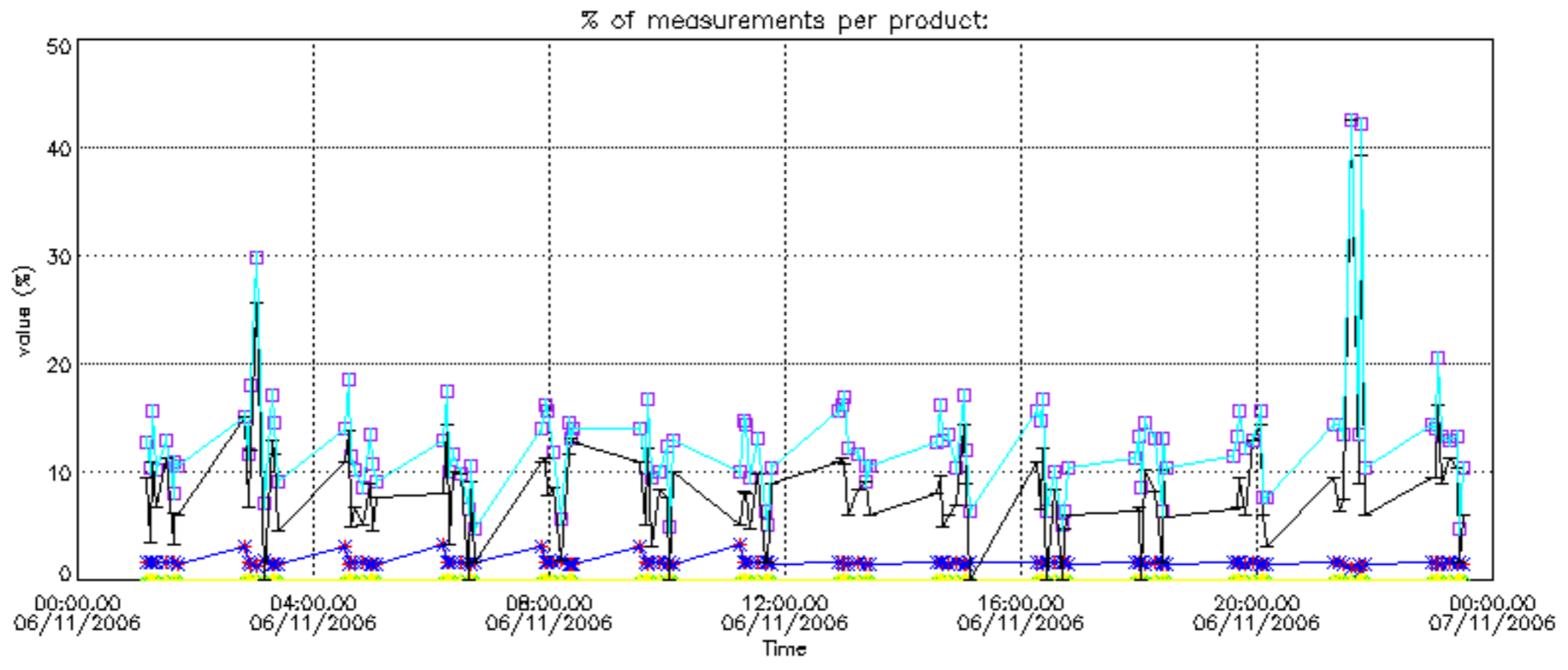
Percentage of flagged data per NO2 profile



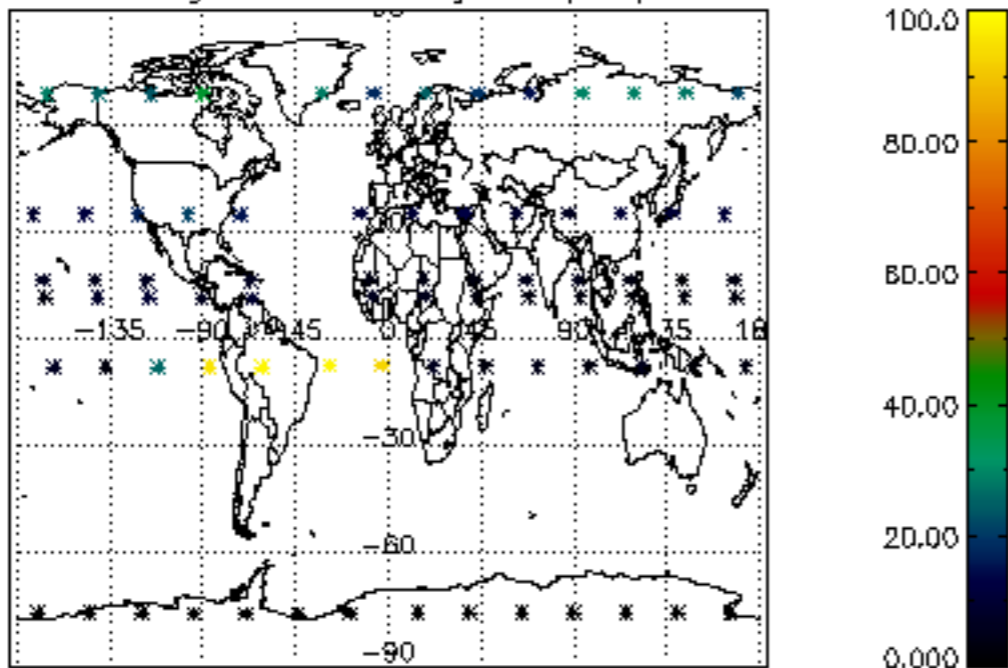
Percentage of flagged data per NO3 profile



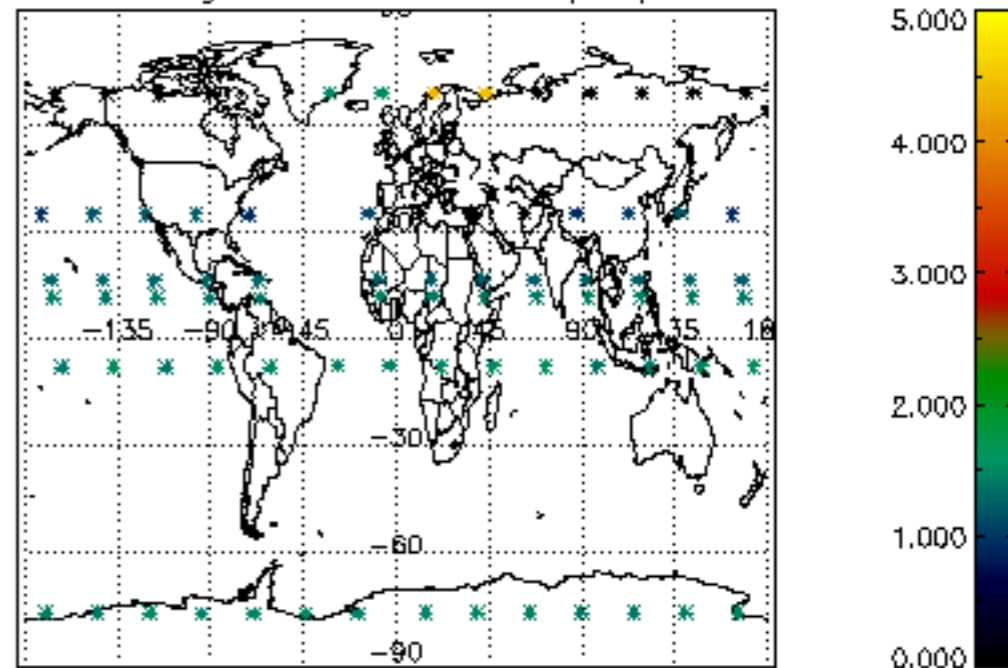




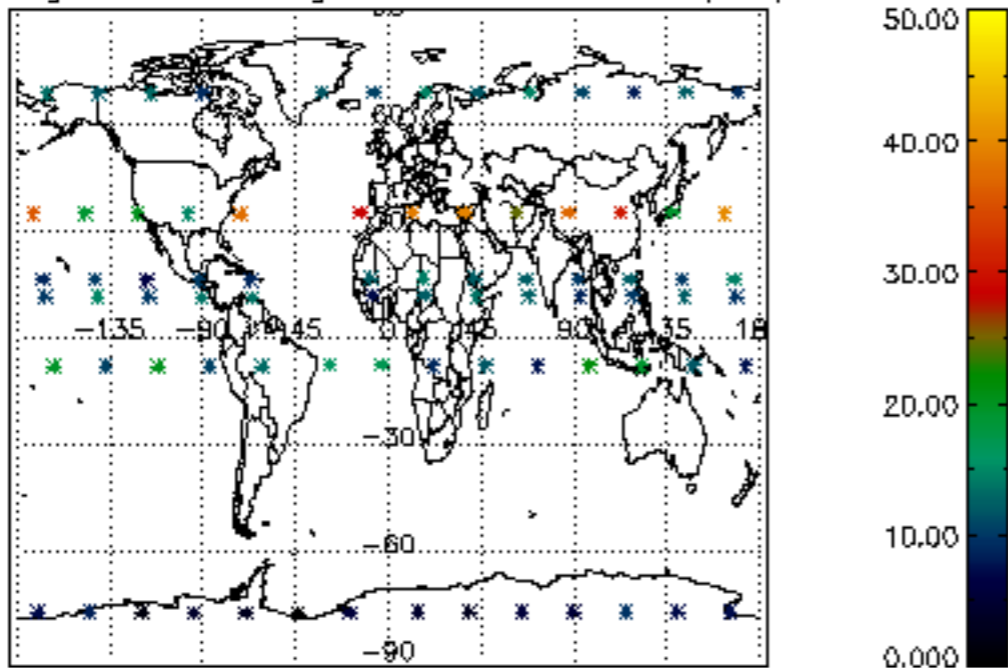
Percentage of cosmic ray hits per profile



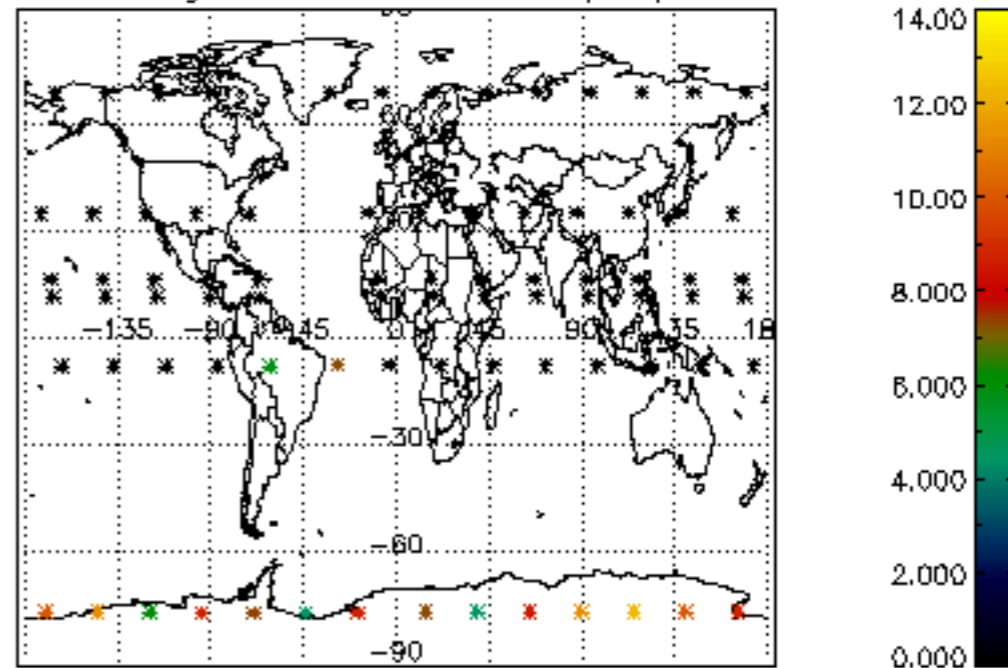
Percentage of datation errors per profile



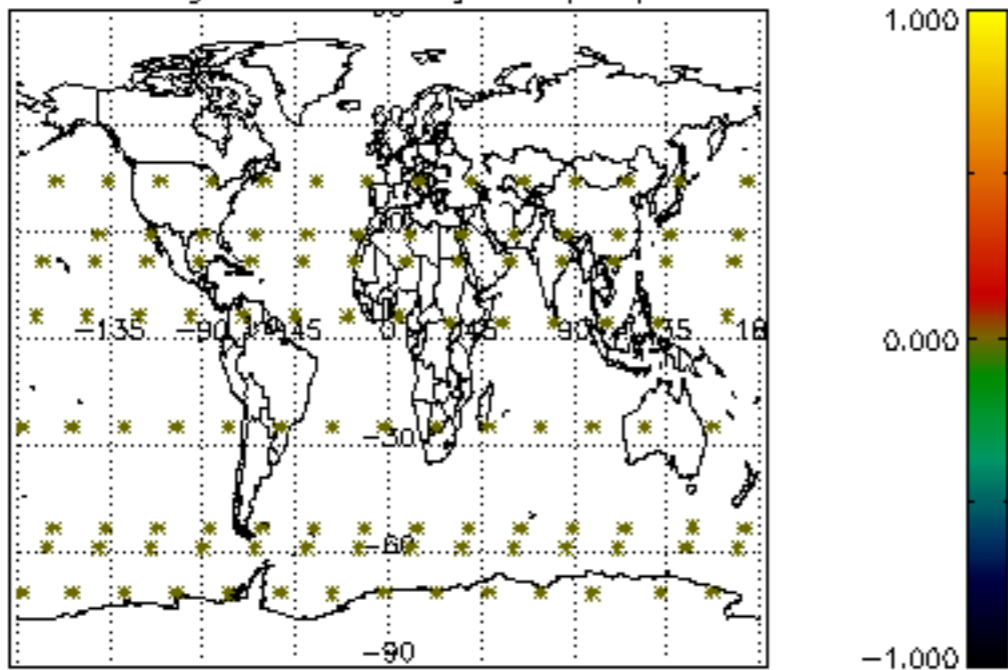
Percentage of star falling outside central band per profile



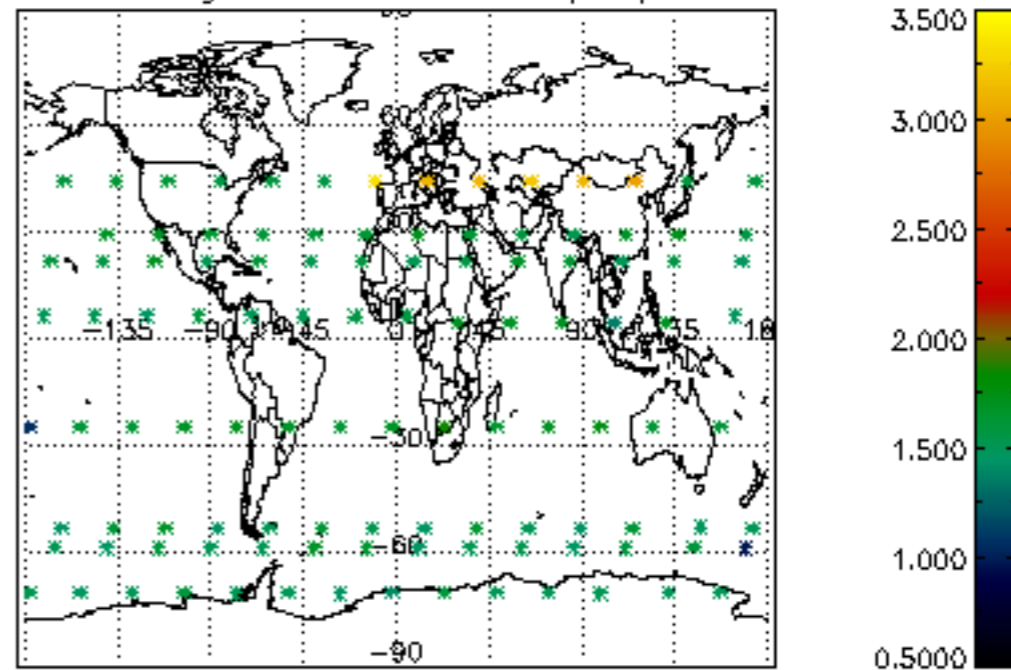
Percentage of saturation errors per profile



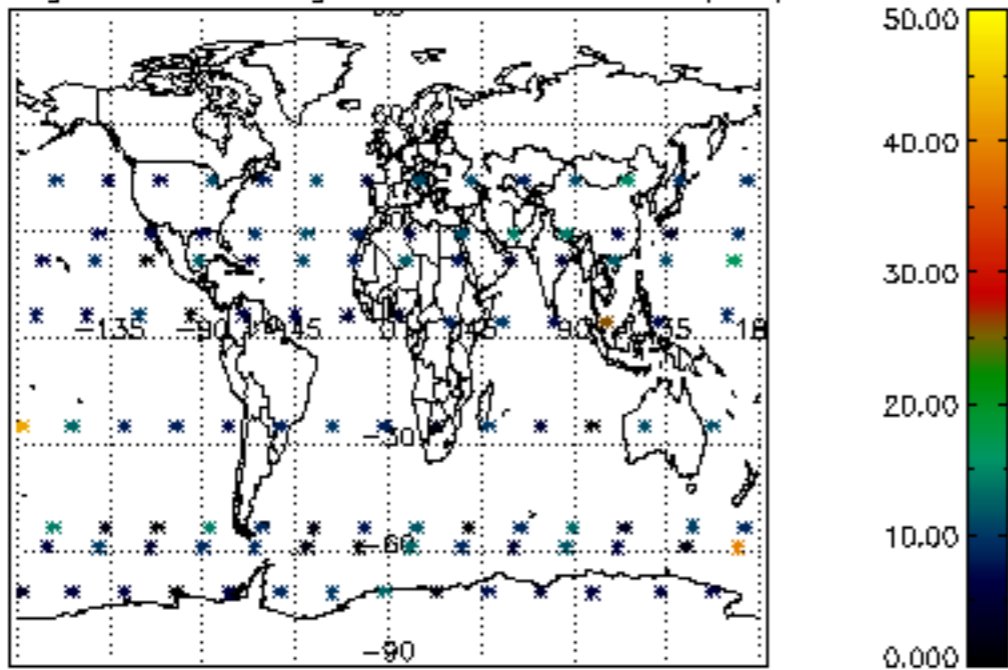
Percentage of cosmic ray hits per profile



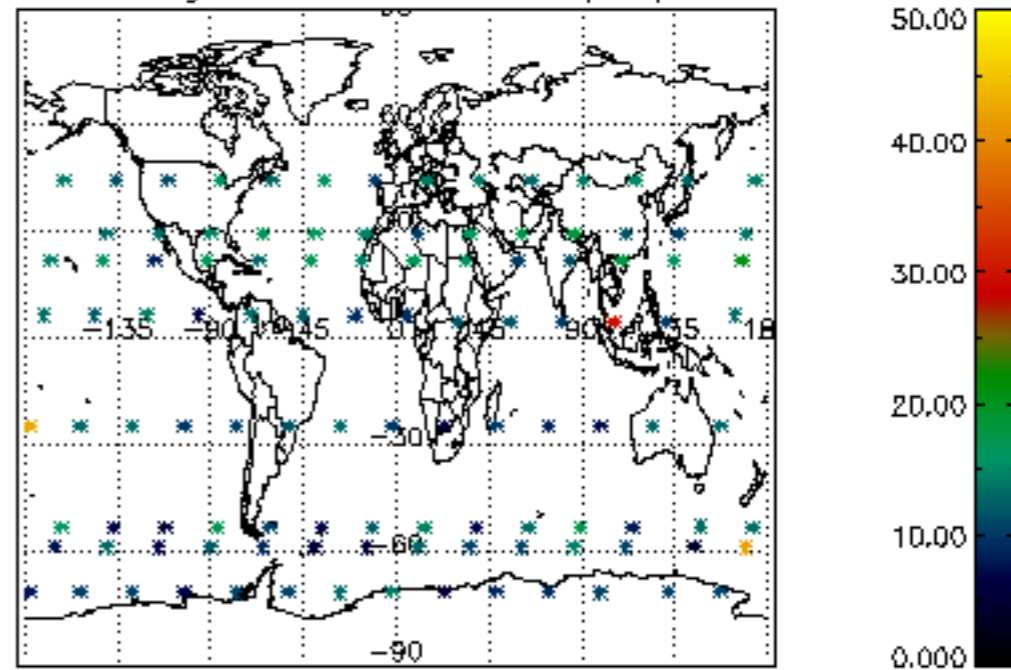
Percentage of datation errors per profile



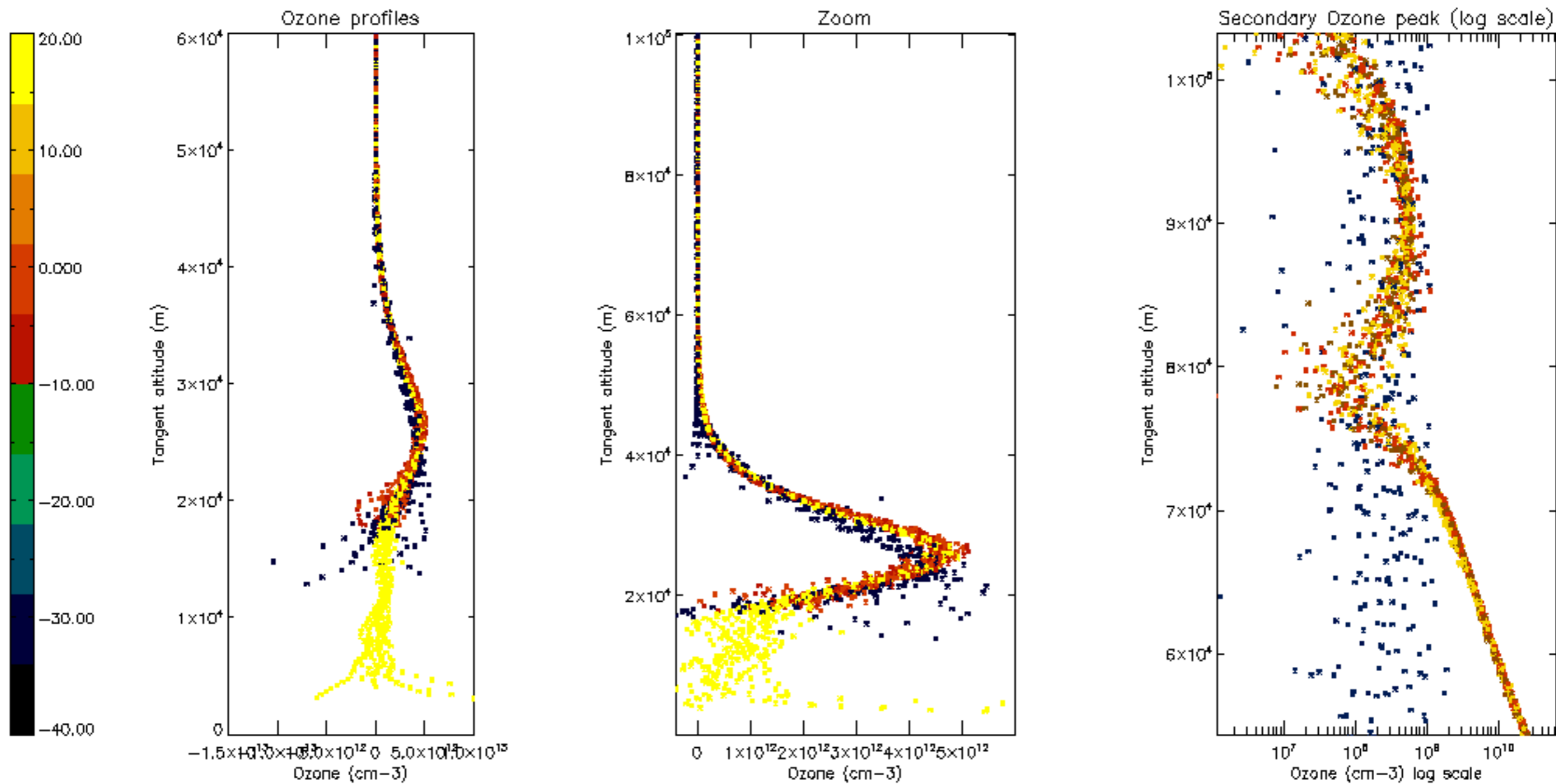
Percentage of star falling outside central band per profile

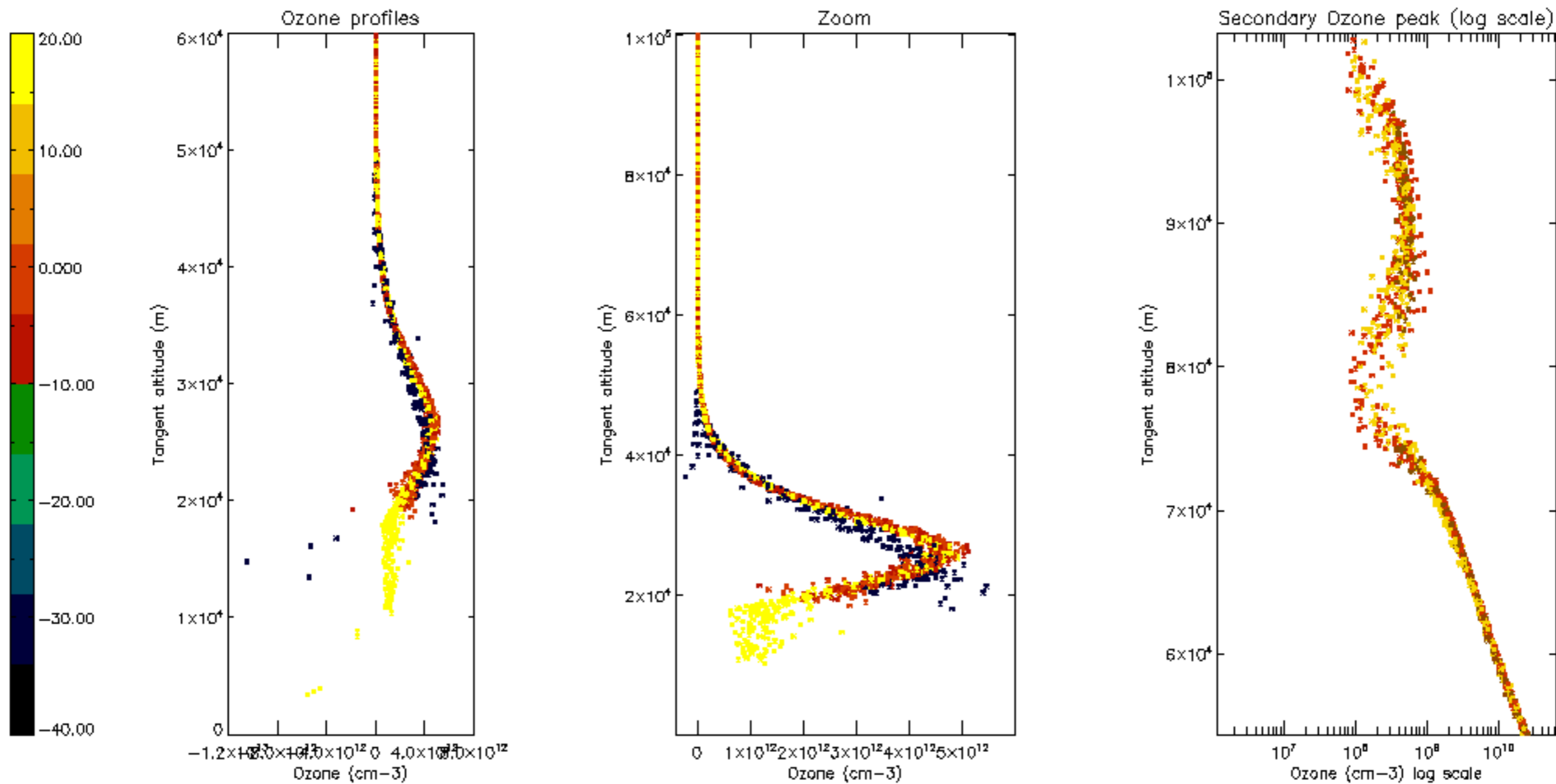


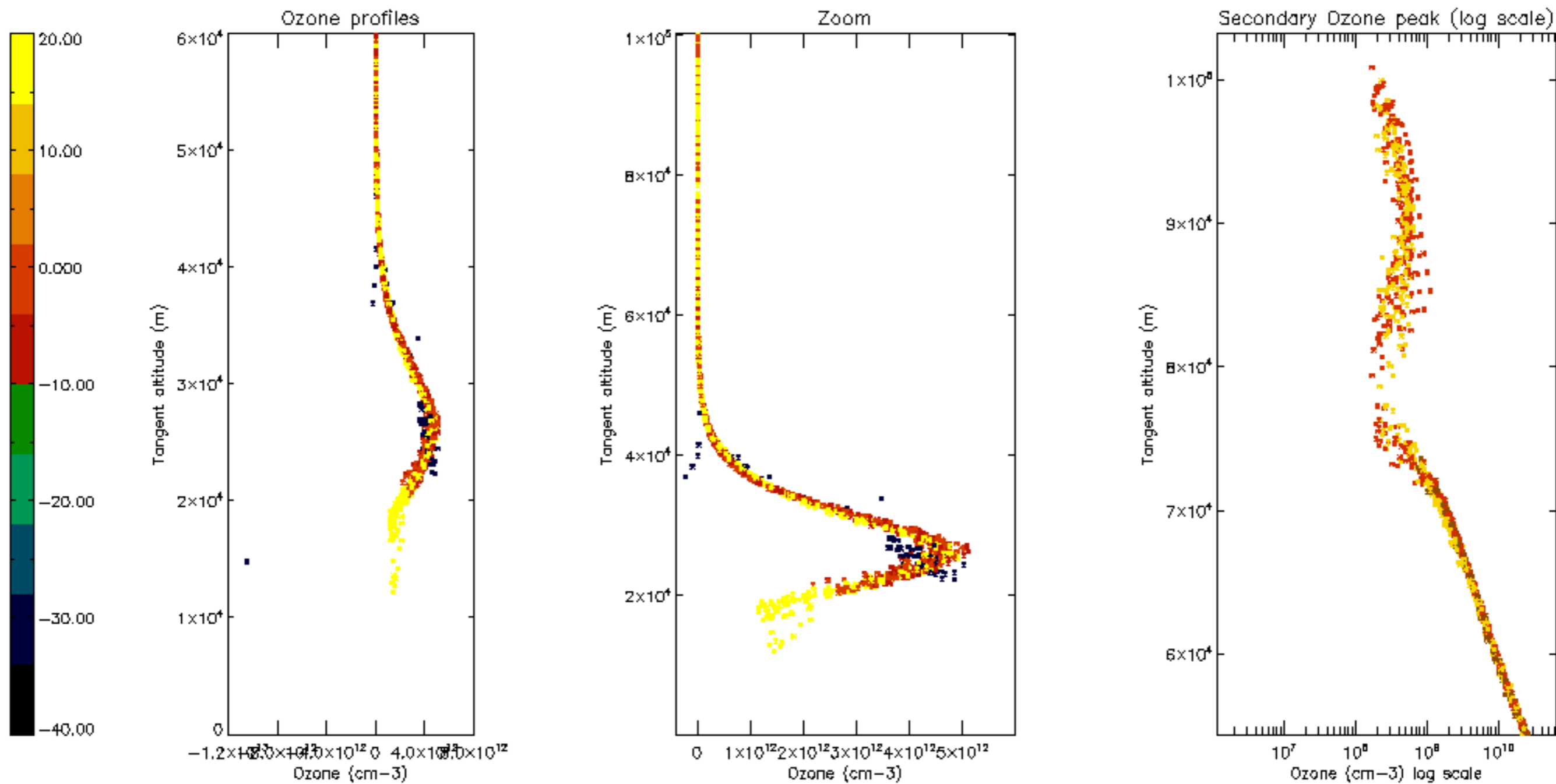
Percentage of saturation errors per profile

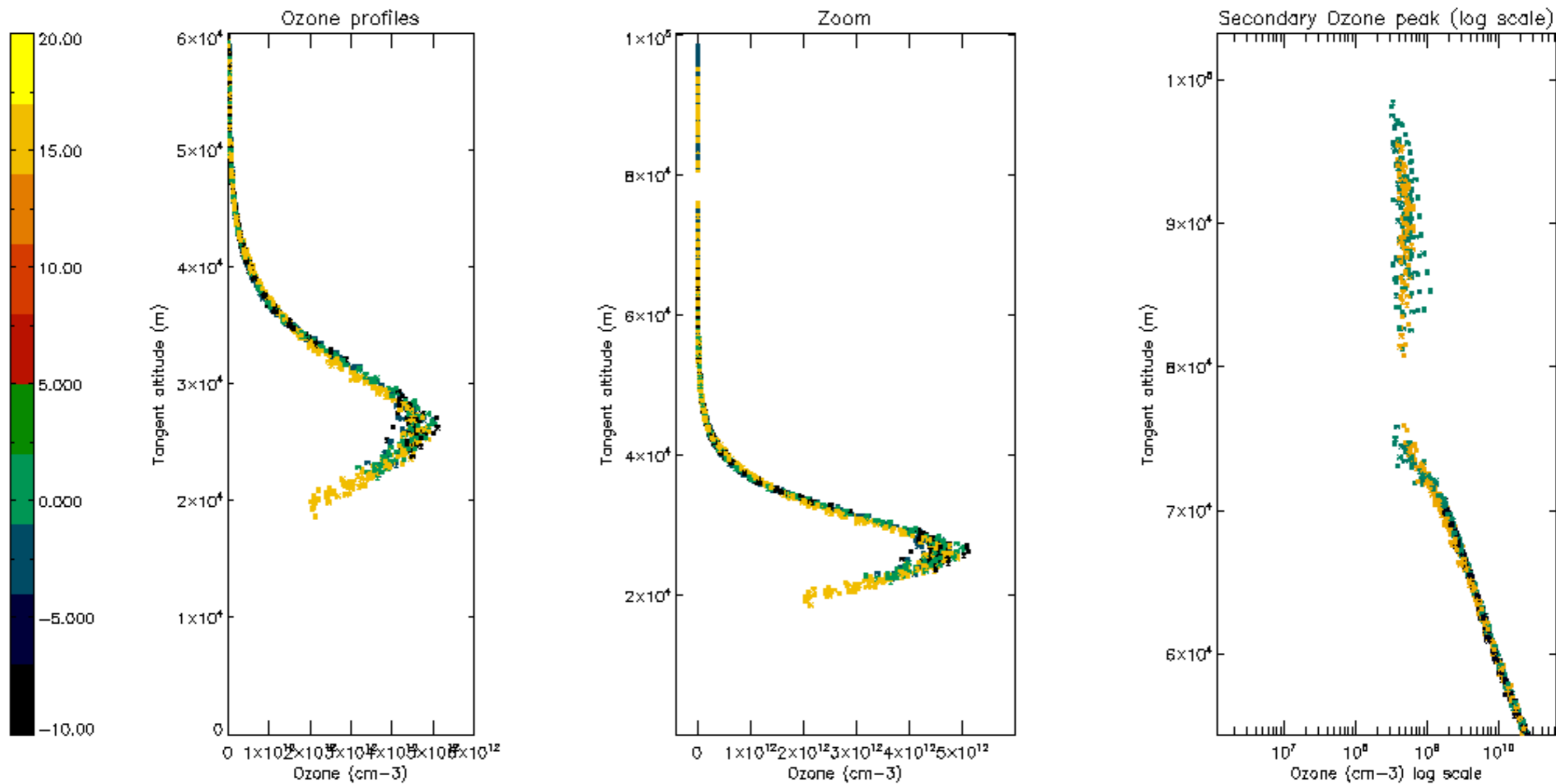


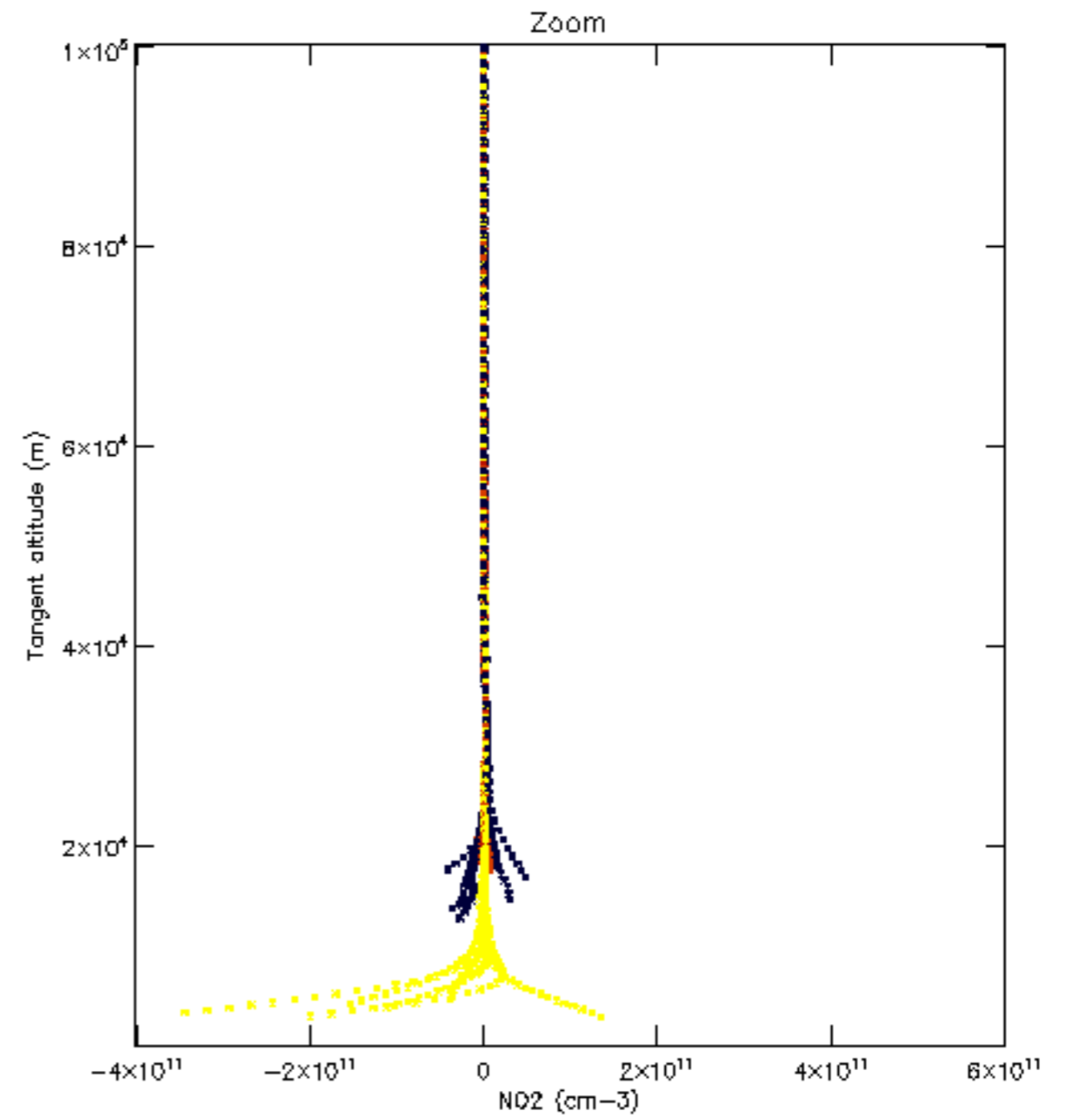
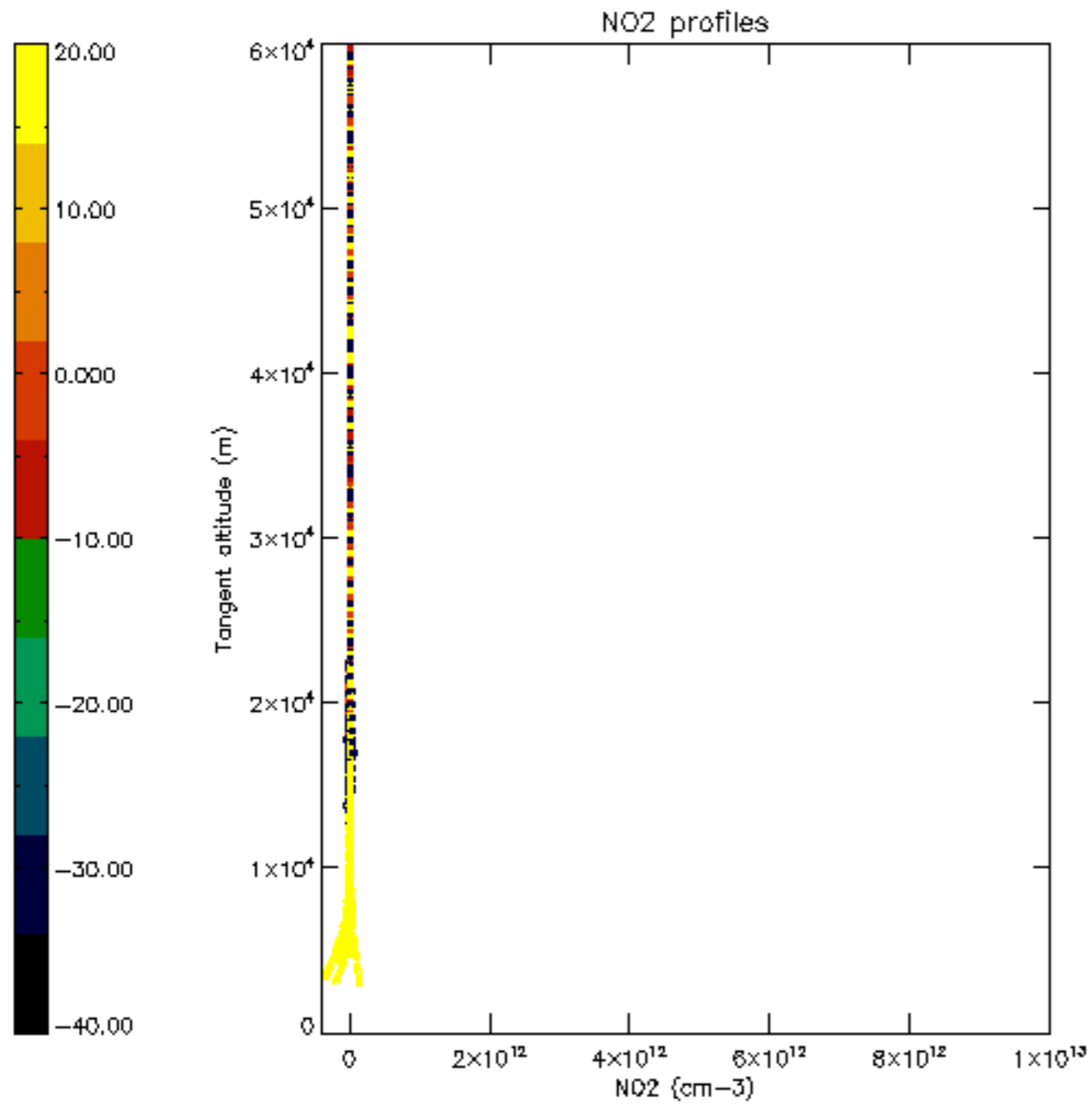


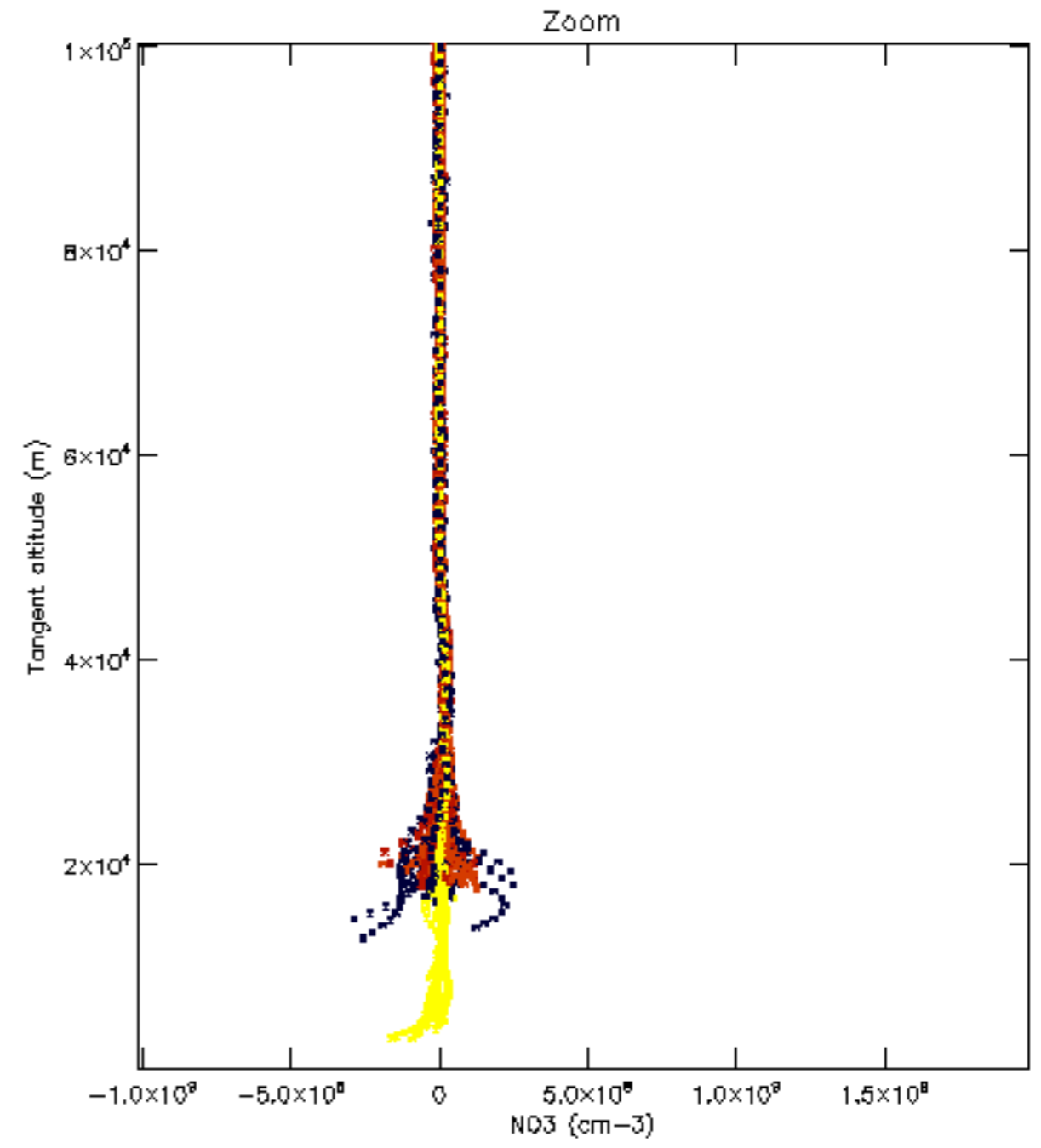
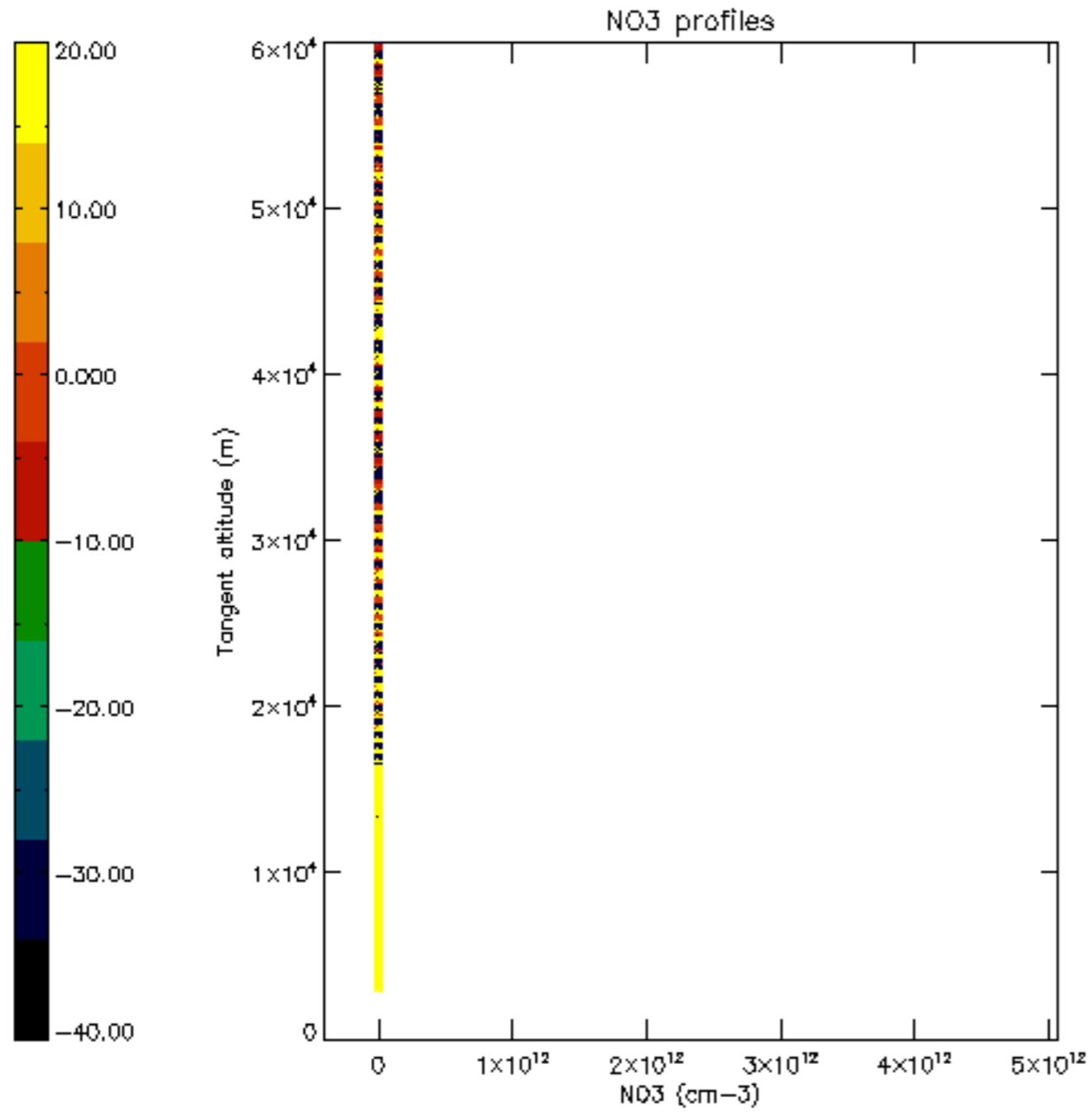


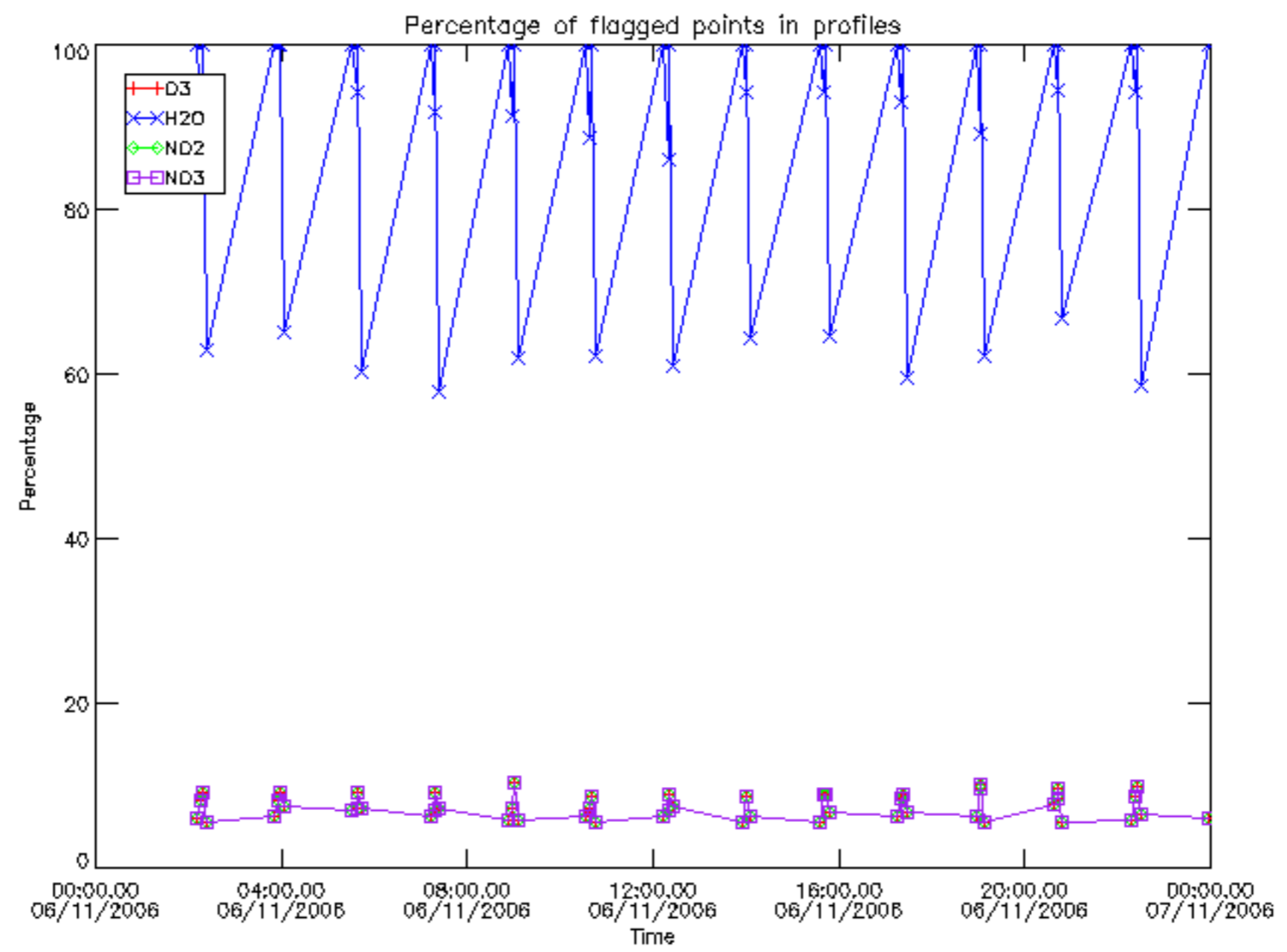




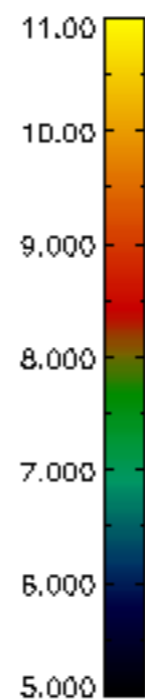
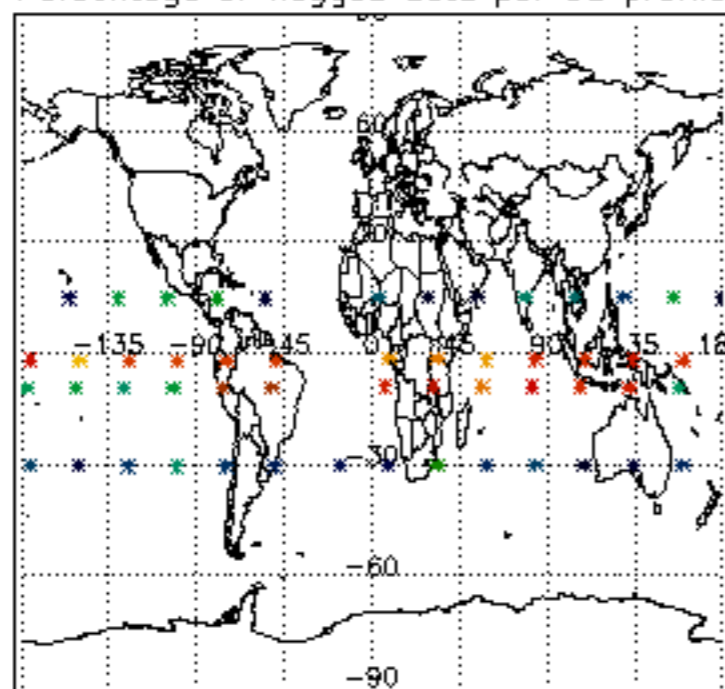




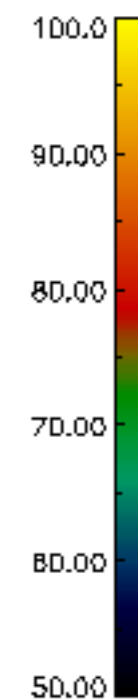
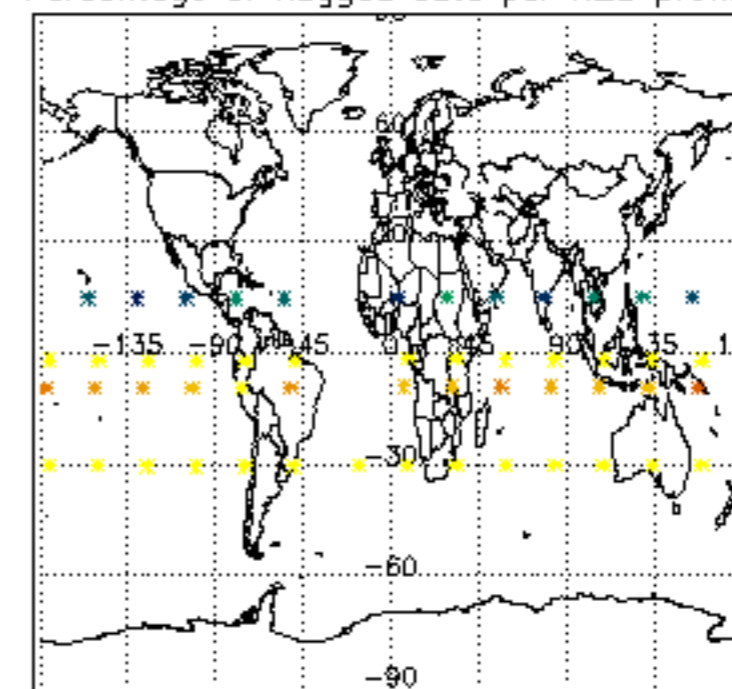




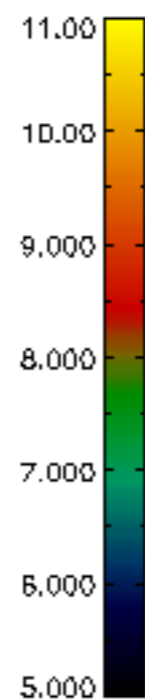
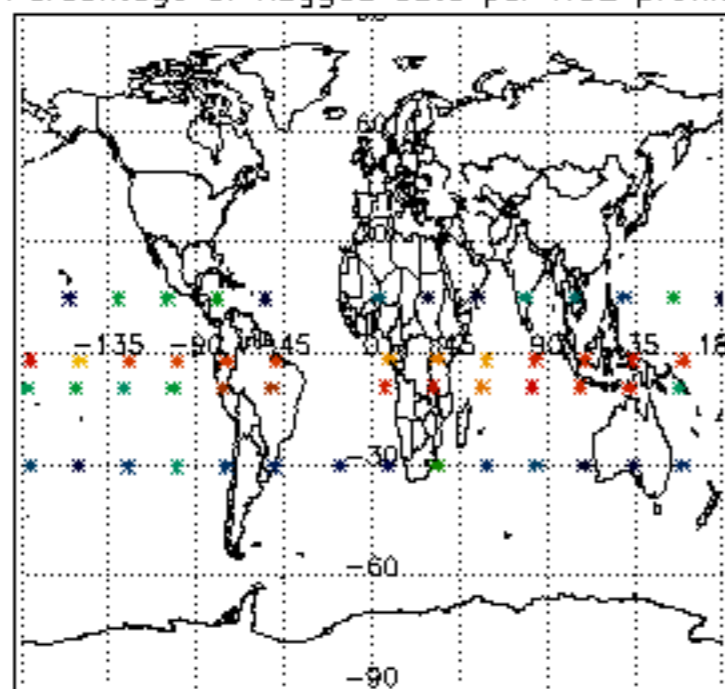
Percentage of flagged data per D3 profile



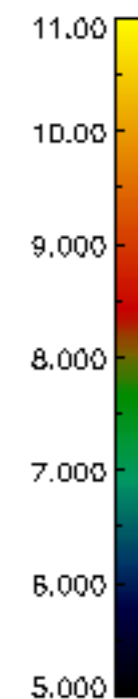
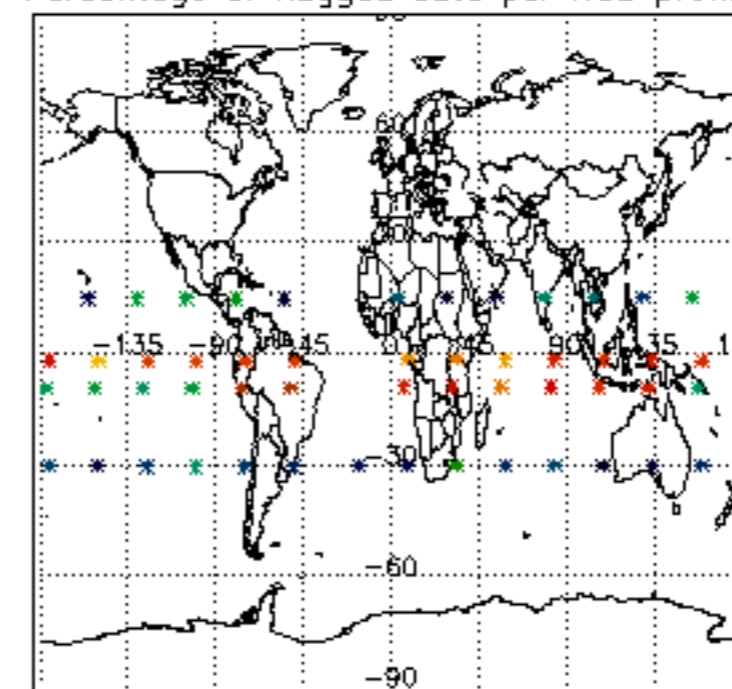
Percentage of flagged data per H2O profile



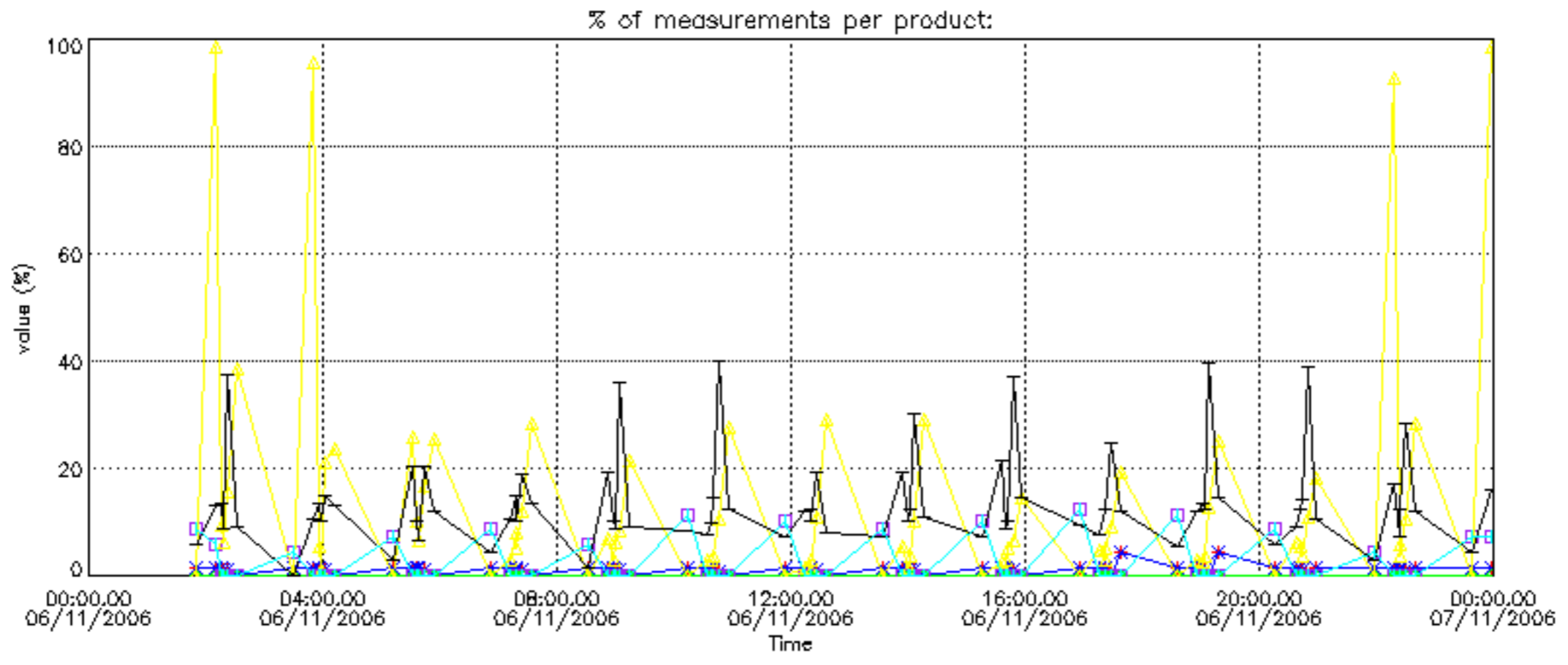
Percentage of flagged data per NO2 profile

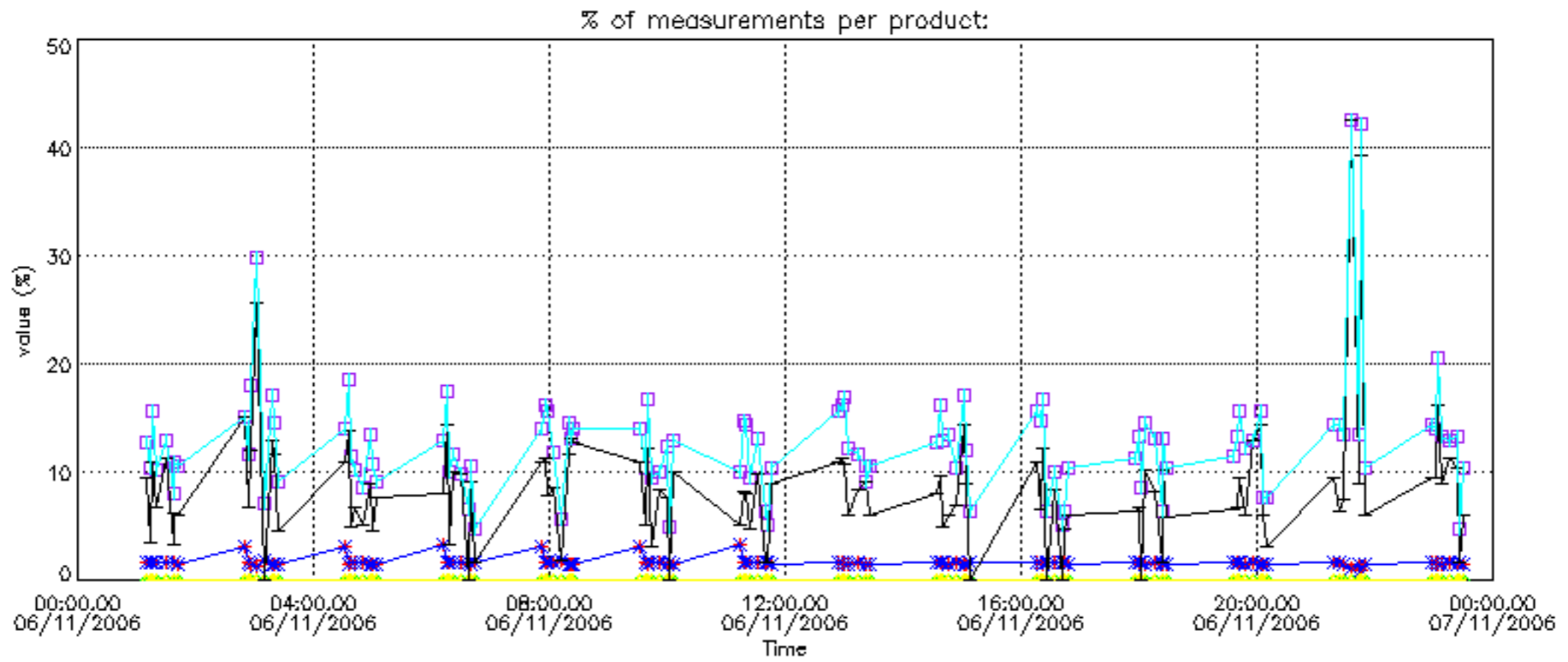


Percentage of flagged data per NO3 profile

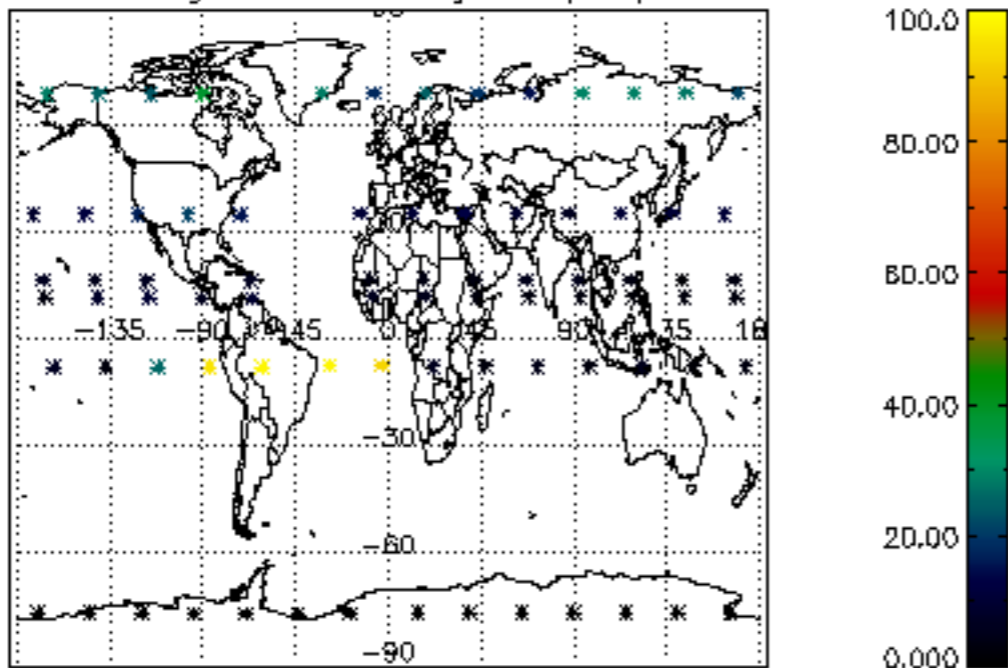




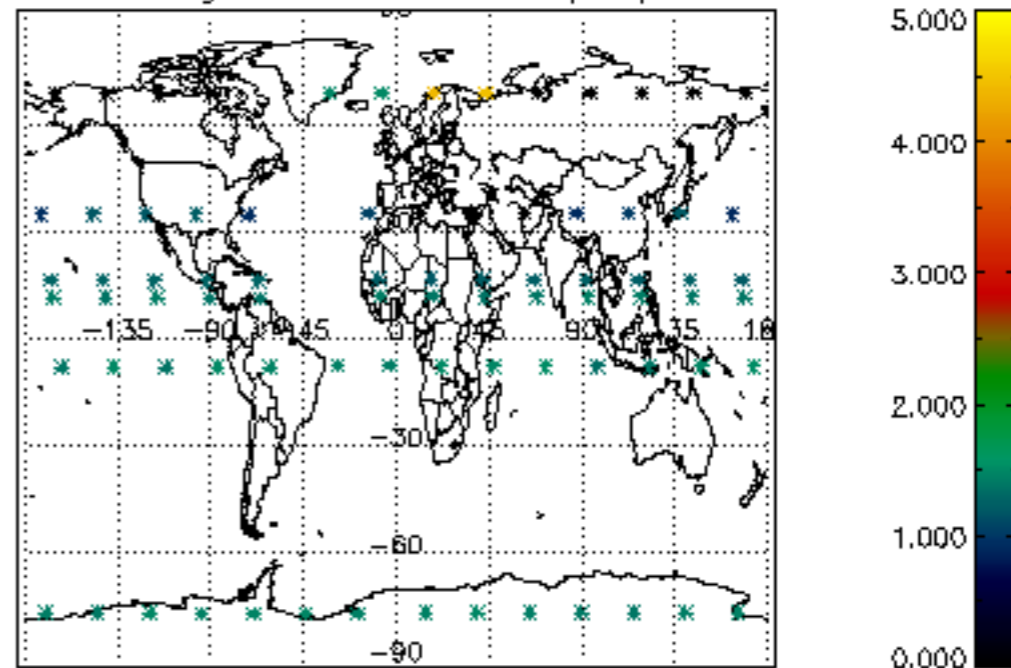




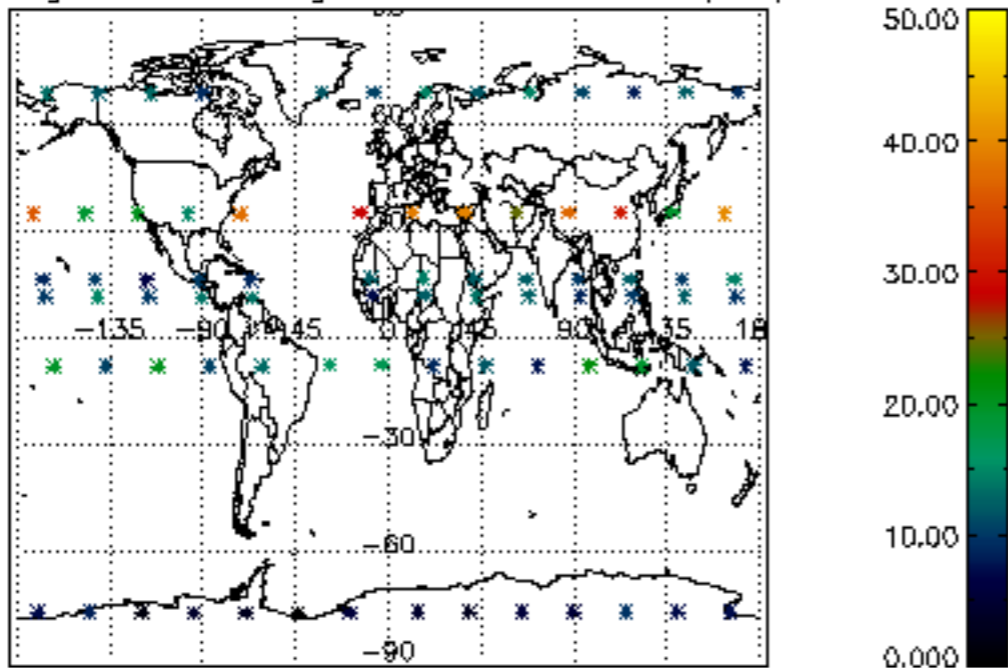
Percentage of cosmic ray hits per profile



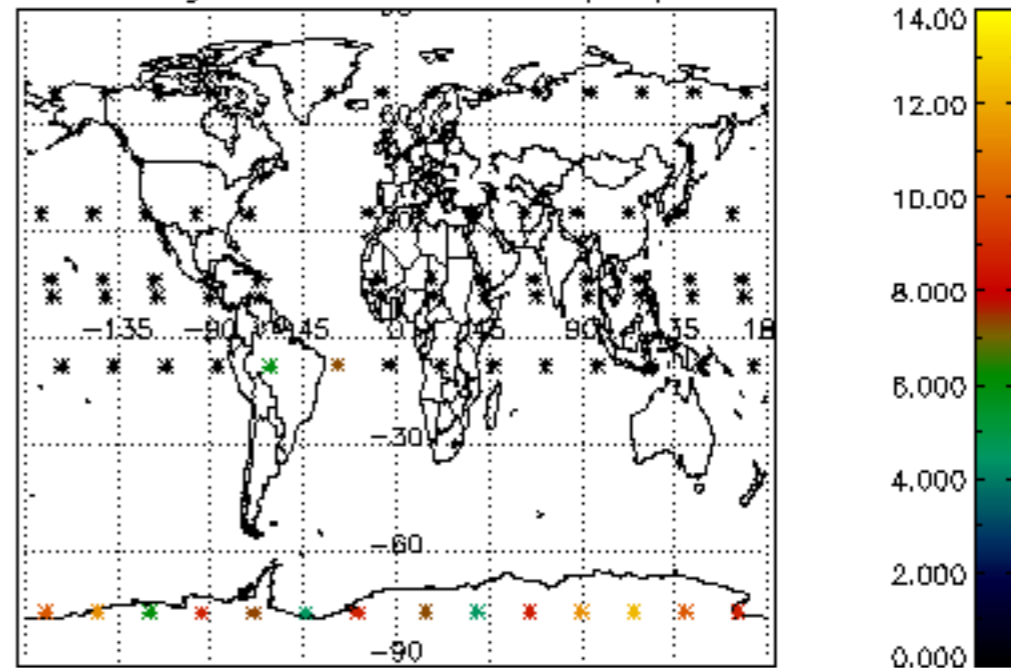
Percentage of datation errors per profile



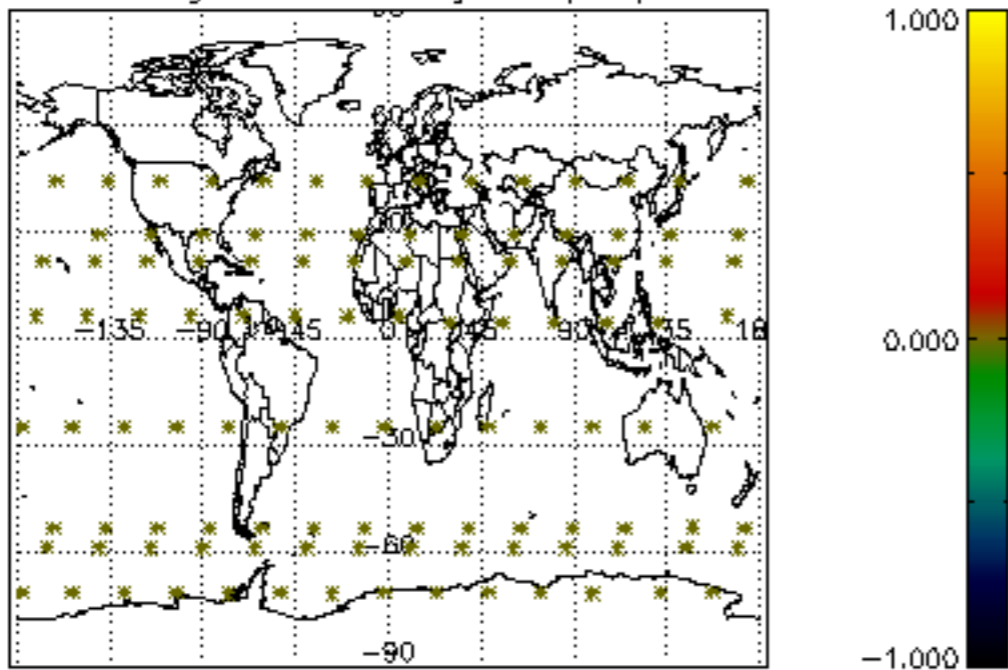
Percentage of star falling outside central band per profile



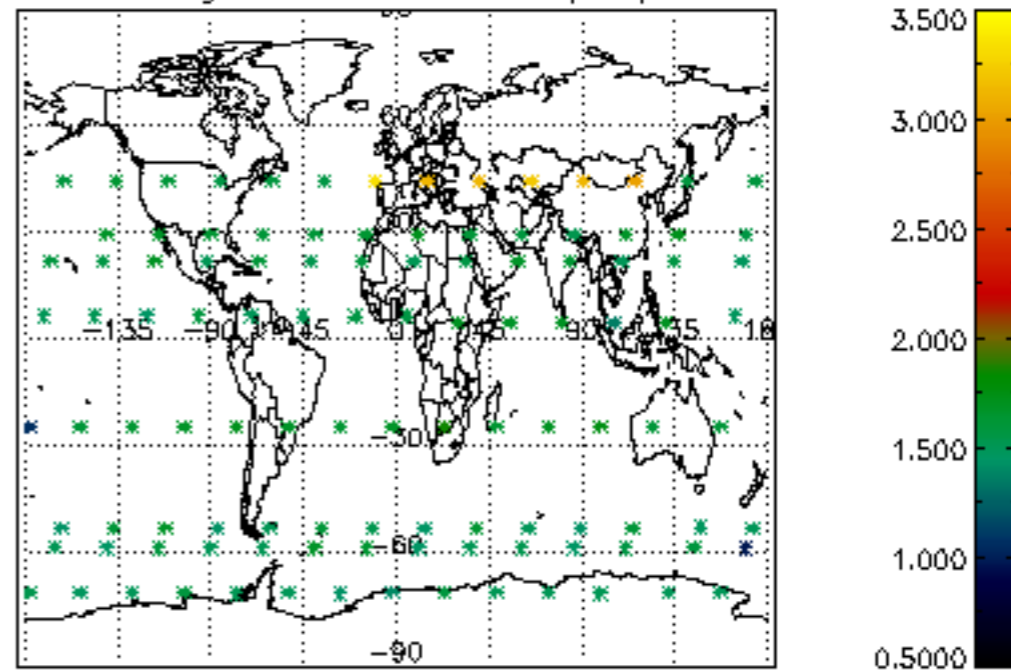
Percentage of saturation errors per profile



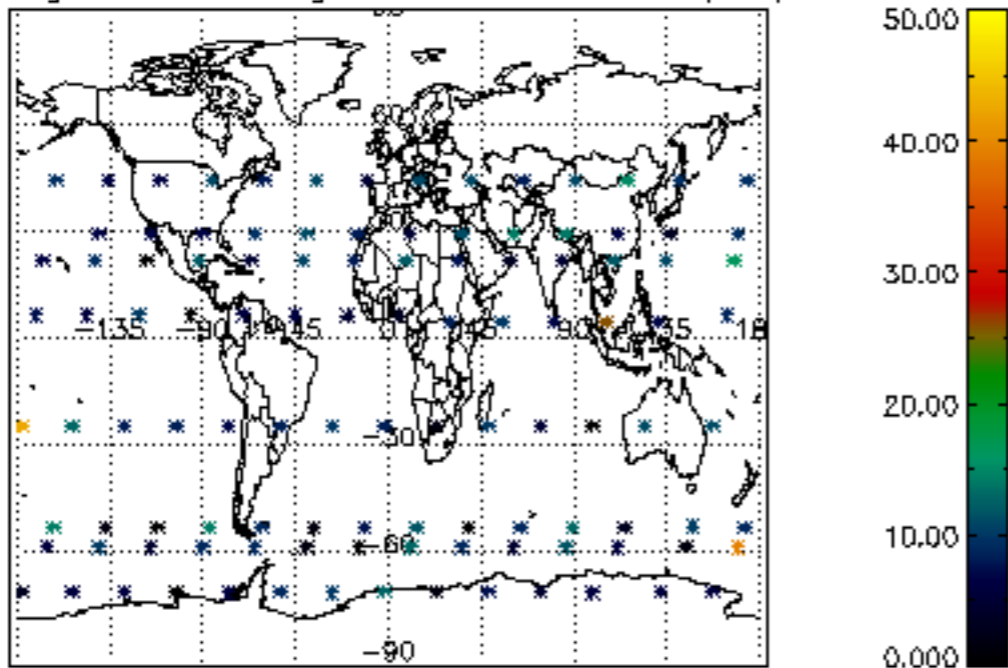
Percentage of cosmic ray hits per profile



Percentage of datation errors per profile



Percentage of star falling outside central band per profile



Percentage of saturation errors per profile

