

GOMOS Level 2 Daily Report

SUMMARY

[1. General Info](#)

[2. Summary of processed GOM_NL_2P products](#)

[3. Level 2 Quality information per product](#)

[3.1 Plot of level 2 quality information per product \(time dependant\)](#)

[3.2 Plot of level 2 quality information per product \(world map\)](#)

[4. Level 1 Quality information per product \(stored on level 2 products\)](#)

[4.1 Plot of level 1 quality information per product \(time dependant\)](#)

[4.1.1 Plot of level 1 quality information per product \(time dependant\): ASCENDING](#)

[4.1.2 Plot of level 1 quality information per product \(time dependant\): DESCENDING](#)

[4.2 Plot of level 1 quality information per product \(world map\)](#)

[4.2.1 Plot of level 1 quality information per product \(world map\): ASCENDING](#)

[4.2.2 Plot of level 1 quality information per product \(world map\): DESCENDING](#)

[5. Ozone profiles based on quality statistics and other trace gas profiles](#)

[5.1 Ozone statistics based on quality of products](#)

[5.2 Plot ozone profiles for all STD \(dark without errors\)](#)

[5.3 Plot ozone profiles where STD < 20% \(dark without errors\)](#)

[5.4. Plot ozone profiles where STD < 10% \(dark without errors\)](#)

[5.5. Plot ozone profiles where STD < 5% \(dark without errors\)](#)

[5.6 Plot NO2 profiles for all STD \(dark without errors\)](#)

[5.7 Plot NO3 profiles for all STD \(dark without errors\)](#)

[5.8 Plot H2O profiles \(only for occultations of stars 1,2,3,4,13,14,16,26,63 dark without errors\) for all STD](#)

[6. Auxiliary Data Files used for the production reported in section 2](#)

This report presents the daily analysis on parameters extracted from GOMOS level 2 data (GOM_NL__2P). It is intended to monitor some important parameters that will impact the quality of these products. A list of level 2 products (and content) that have arrived during the reporting day to the PCF is also given.

Item	Value
Time of report generation	24APR2013 05:35:02
Data source version	GOMOS/6.01
Start time of products	05-11-2006 (05NOV2006 00:00:00)
Stop time of products	06-11-2006 (06NOV2006 00:00:00)
Store outputs in DB	Yes
Nb of level 2 prods	186
Nb of prods with errors	0

2. Summary of processed GOM_NL__2P products.

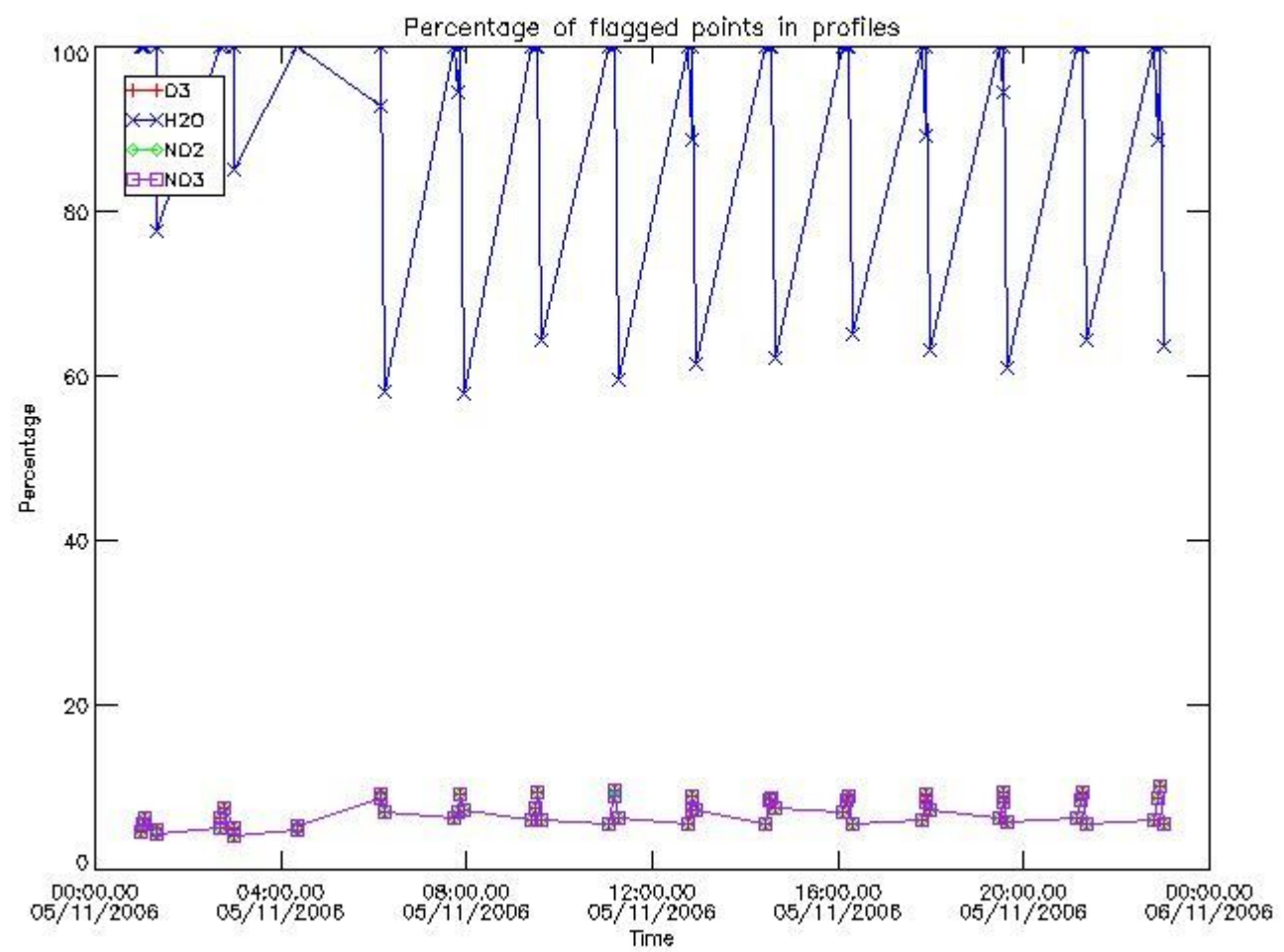
Nr	Filename	UTC Start time	Limb	Duration	Star Id	Star Name	Star Mag	Star Temp	Nb Meas	Orbit	Prod. error
1	GOM_NL__2PRFIN20061105_000346_000000312052_00374_24476_3206.N1	05-NOV-2006 00:03:46	Bright	30.500	58	21Alp And	2.0730	11000.	61	24476	No
2	GOM_NL__2PRFIN20061105_000501_000000312052_00374_24476_3207.N1	05-NOV-2006 00:05:01	Bright	30.500	53	43Bet And	2.0480	3300.0	61	24476	No
3	GOM_NL__2PRFIN20061105_001057_000000302052_00374_24476_3208.N1	05-NOV-2006 00:10:57	Bright	29.500	68	18Alp Cas	2.2250	4500.0	59	24476	No
4	GOM_NL__2PRFIN20061105_001205_000000292052_00374_24476_3209.N1	05-NOV-2006 00:12:05	Bright	29.000	76	27Gam Cas	2.3000	30000.	58	24476	No
5	GOM_NL__2PRFIN20061105_002010_000000292052_00374_24476_3210.N1	05-NOV-2006 00:20:10	Bright	29.000	49	1Alp UMi	1.9900	6300.0	58	24476	No
6	GOM_NL__2PRFIN20061105_002409_000000302052_00374_24476_3211.N1	05-NOV-2006 00:24:09	Bright	30.000	60	7Bet UMi	2.0810	3950.0	60	24476	No
7	GOM_NL__2PRFIN20061105_002959_000000312052_00374_24476_3212.N1	05-NOV-2006 00:29:59	Bright	31.000	32	77Eps UMa	1.7630	11000.	62	24476	No
8	GOM_NL__2PRFIN20061105_003122_000000302052_00374_24476_3213.N1	05-NOV-2006 00:31:22	Bright	29.500	39	85Eta UMa	1.8540	24000.	59	24476	No
9	GOM_NL__2PRFIN20061105_003456_000000282052_00374_24476_3214.N1	05-NOV-2006 00:34:56	Bright	28.000	152	12Alp2CVn	2.8900	11000.	56	24476	No
10	GOM_NL__2PRFIN20061105_004227_000000262052_00374_24476_3215.N1	05-NOV-2006 00:42:27	Bright	26.000	62	94Bet Leo	2.1360	9700.0	52	24476	No
11	GOM_NL__2PRFIN20061105_005958_000000342052_00374_24476_3216.N1	05-NOV-2006 00:59:58	Dark	34.000	99	Del Cen	2.5750	26000.	68	24476	No
12	GOM_NL__2PRFIN20061105_010115_000000372052_00374_24476_3217.N1	05-NOV-2006 01:01:15	Dark	37.000	113	Mu Vel	2.6920	5000.0	74	24476	No
13	GOM_NL__2PRFIN20061105_010509_000000342052_00375_24477_3253.N1	05-NOV-2006 01:05:09	Dark	33.500	91	Kap Vel	2.4900	26000.	67	24477	No
14	GOM_NL__2PRFIN20061105_011812_000000322052_00375_24477_3254.N1	05-NOV-2006 01:18:12	Dark	31.500	143	Alp Hyi	2.8570	7200.0	63	24477	No
15	GOM_NL__2PRFIN20061105_011935_000000362052_00375_24477_3255.N1	05-NOV-2006 01:19:35	Dark	36.000	9	Alp Eri	0.45300	24000.	72	24477	No
16	GOM_NL__2PRFIN20061105_012301_000000322052_00375_24477_3256.N1	05-NOV-2006 01:23:01	Straylight	32.000	157	The1Eri	2.9060	9300.0	64	24477	No
17	GOM_NL__2PRFIN20061105_014422_000000332052_00375_24477_3257.N1	05-NOV-2006 01:44:22	Bright	33.000	58	21Alp And	2.0730	11000.	66	24477	No
18	GOM_NL__2PRFIN20061105_014537_000000302052_00375_24477_3258.N1	05-NOV-2006 01:45:37	Bright	30.000	53	43Bet And	2.0480	3300.0	60	24477	No
19	GOM_NL__2PRFIN20061105_015132_000000312052_00375_24477_3259.N1	05-NOV-2006 01:51:32	Bright	30.500	68	18Alp Cas	2.2250	4500.0	61	24477	No
20	GOM_NL__2PRFIN20061105_015241_000000302052_00375_24477_3260.N1	05-NOV-2006 01:52:41	Bright	30.000	76	27Gam Cas	2.3000	30000.	60	24477	No
21	GOM_NL__2PRFIN20061105_020046_000000302052_00375_24477_3261.N1	05-NOV-2006 02:00:46	Bright	29.500	49	1Alp UMi	1.9900	6300.0	59	24477	No
22	GOM_NL__2PRFIN20061105_020445_000000312052_00375_24477_3262.N1	05-NOV-2006 02:04:45	Bright	30.500	60	7Bet UMi	2.0810	3950.0	61	24477	No
23	GOM_NL__2PRFIN20061105_021035_000000302052_00375_24477_3263.N1	05-NOV-2006 02:10:35	Bright	30.000	32	77Eps UMa	1.7630	11000.	60	24477	No
24	GOM_NL__2PRFIN20061105_021158_000000302052_00375_24477_3264.N1	05-NOV-2006 02:11:58	Bright	30.000	39	85Eta UMa	1.8540	24000.	60	24477	No
25	GOM_NL__2PRFIN20061105_021531_000000292052_00375_24477_3265.N1	05-NOV-2006 02:15:31	Bright	28.500	152	12Alp2CVn	2.8900	11000.	57	24477	No
26	GOM_NL__2PRFIN20061105_022303_000000262052_00375_24477_3266.N1	05-NOV-2006 02:23:03	Bright	26.000	62	94Bet Leo	2.1360	9700.0	52	24477	No
27	GOM_NL__2PRFIN20061105_024034_000000312052_00375_24477_3267.N1	05-NOV-2006 02:40:34	Dark	31.000	99	Del Cen	2.5750	26000.	62	24477	No
28	GOM_NL__2PRFIN20061105_024151_000000342052_00375_24477_3268.N1	05-NOV-2006 02:41:51	Dark	33.500	113	Mu Vel	2.6920	5000.0	67	24477	No
29	GOM_NL__2PRFIN20061105_024545_000000352052_00376_24478_3203.N1	05-NOV-2006 02:45:45	Dark	34.500	91	Kap Vel	2.4900	26000.	69	24478	No
30	GOM_NL__2PRFIN20061105_025849_000000312052_00376_24478_3204.N1	05-NOV-2006 02:58:49	Dark	31.000	143	Alp Hyi	2.8570	7200.0	62	24478	No
31	GOM_NL__2PRFIN20061105_030011_000000372052_00376_24478_3205.N1	05-NOV-2006 03:00:11	Dark	37.000	9	Alp Eri	0.45300	24000.	74	24478	No
32	GOM_NL__2PRFIN20061105_030338_000000352052_00376_24478_3206.N1	05-NOV-2006 03:03:38	Straylight	34.500	157	The1Eri	2.9060	9300.0	69	24478	No
33	GOM_NL__2PRFIN20061105_032459_000000312052_00376_24478_3207.N1	05-NOV-2006 03:24:59	Bright	30.500	58	21Alp And	2.0730	11000.	61	24478	No
34	GOM_NL__2PRFIN20061105_032613_000000332052_00376_24478_3208.N1	05-NOV-2006 03:26:13	Bright	32.500	53	43Bet And	2.0480	3300.0	65	24478	No
35	GOM_NL__2PRFIN20061105_033208_000000302052_00376_24478_3209.N1	05-NOV-2006 03:32:08	Bright	30.000	68	18Alp Cas	2.2250	4500.0	60	24478	No
36	GOM_NL__2PRFIN20061105_033317_000000322052_00376_24478_3210.N1	05-NOV-2006 03:33:17	Bright	32.000	76	27Gam Cas	2.3000	30000.	64	24478	No
37	GOM_NL__2PRFIN20061105_034122_000000302052_00376_24478_3211.N1	05-NOV-2006 03:41:22	Bright	29.500	49	1Alp UMi	1.9900	6300.0	59	24478	No
38	GOM_NL__2PRFIN20061105_034521_000000312052_00376_24478_3212.N1	05-NOV-2006 03:45:21	Bright	31.000	60	7Bet UMi	2.0810	3950.0	62	24478	No
39	GOM_NL__2PRFIN20061105_035111_000000302052_00376_24478_3213.N1	05-NOV-2006 03:51:11	Bright	30.000	32	77Eps UMa	1.7630	11000.	60	24478	No
40	GOM_NL__2PRFIN20061105_035234_000000292052_00376_24478_3214.N1	05-NOV-2006 03:52:34	Bright	29.000	39	85Eta UMa	1.8540	24000.	58	24478	No
41	GOM_NL__2PRFIN20061105_042111_000000332052_00376_24478_3215.N1	05-NOV-2006 04:21:11	Dark	32.500	99	Del Cen	2.5750	26000.	65	24478	No
42	GOM_NL__2PRFIN20061105_042227_000000382052_00376_24478_3216.N1	05-NOV-2006 04:22:27	Dark	38.000	113	Mu Vel	2.6920	5000.0	76	24478	No

161	GOM_NL__2PRFIN20061105_201423_000000312052_00386_24488_3232.N1	05-NOV-2006 20:14:23	Bright	31.000	73	57Gam1And	2.2600	13100.	62	24488	No
162	GOM_NL__2PRFIN20061105_201911_000000302052_00386_24488_3233.N1	05-NOV-2006 20:19:11	Bright	29.500	110	37Del Cas	2.6780	8900.0	59	24488	No
163	GOM_NL__2PRFIN20061105_202721_000000312052_00386_24488_3234.N1	05-NOV-2006 20:27:21	Bright	30.500	49	1Alp UMi	1.9900	6300.0	61	24488	No
164	GOM_NL__2PRFIN20061105_203523_000000342052_00386_24488_3235.N1	05-NOV-2006 20:35:23	Bright	34.000	36	50Alp UMa	1.8000	6300.0	68	24488	No
165	GOM_NL__2PRFIN20061105_203701_000000322052_00386_24488_3236.N1	05-NOV-2006 20:37:01	Bright	31.500	82	48Bet UMa	2.3650	10600.	63	24488	No
166	GOM_NL__2PRFIN20061105_204048_000000332052_00386_24488_3237.N1	05-NOV-2006 20:40:48	Bright	32.500	174	52Psi UMa	3.0040	4400.0	65	24488	No
167	GOM_NL__2PRFIN20061105_204830_000000342052_00386_24488_3238.N1	05-NOV-2006 20:48:30	Bright	34.000	96	68Del Leo	2.5600	9300.0	68	24488	No
168	GOM_NL__2PRFIN20061105_210831_000000342052_00386_24488_3239.N1	05-NOV-2006 21:08:31	Dark	33.500	113	Mu Vel	2.6920	5000.0	67	24488	No
169	GOM_NL__2PRFIN20061105_211355_000000372052_00387_24489_3226.N1	05-NOV-2006 21:13:55	Dark	36.500	46	Del Vel	1.9540	10600.	73	24489	No
170	GOM_NL__2PRFIN20061105_211515_000000382052_00387_24489_3227.N1	05-NOV-2006 21:15:15	Dark	38.000	34	Gam2Vel	1.7930	23000.	76	24489	No
171	GOM_NL__2PRFIN20061105_212030_000000552052_00387_24489_3228.N1	05-NOV-2006 21:20:30	Dark	54.500	2	Alp Car	-0.73600	7000.0	109	24489	No
172	GOM_NL__2PRFIN20061105_213016_000000362052_00387_24489_3229.N1	05-NOV-2006 21:30:16	Straylight	36.000	157	The1Eri	2.9060	9300.0	72	24489	No
173	GOM_NL__2PRFIN20061105_214839_000000322052_00387_24489_3230.N1	05-NOV-2006 21:48:39	Bright	32.000	105	6Bet Ari	2.6450	8900.0	64	24489	No
174	GOM_NL__2PRFIN20061105_215248_000000322052_00387_24489_3231.N1	05-NOV-2006 21:52:48	Bright	31.500	53	43Bet And	2.0480	3300.0	63	24489	No
175	GOM_NL__2PRFIN20061105_215459_000000312052_00387_24489_3232.N1	05-NOV-2006 21:54:59	Bright	31.000	73	57Gam1And	2.2600	13100.	62	24489	No
176	GOM_NL__2PRFIN20061105_215946_000000302052_00387_24489_3233.N1	05-NOV-2006 21:59:46	Bright	30.000	110	37Del Cas	2.6780	8900.0	60	24489	No
177	GOM_NL__2PRFIN20061105_220757_000000312052_00387_24489_3234.N1	05-NOV-2006 22:07:57	Bright	30.500	49	1Alp UMi	1.9900	6300.0	61	24489	No
178	GOM_NL__2PRFIN20061105_221559_000000342052_00387_24489_3235.N1	05-NOV-2006 22:15:59	Bright	34.000	36	50Alp UMa	1.8000	6300.0	68	24489	No
179	GOM_NL__2PRFIN20061105_221736_000000342052_00387_24489_3236.N1	05-NOV-2006 22:17:36	Bright	33.500	82	48Bet UMa	2.3650	10600.	67	24489	No
180	GOM_NL__2PRFIN20061105_222124_000000342052_00387_24489_3237.N1	05-NOV-2006 22:21:24	Bright	33.500	174	52Psi UMa	3.0040	4400.0	67	24489	No
181	GOM_NL__2PRFIN20061105_222906_000000362052_00387_24489_3238.N1	05-NOV-2006 22:29:06	Bright	35.500	96	68Del Leo	2.5600	9300.0	71	24489	No
182	GOM_NL__2PRFIN20061105_224908_000000352052_00387_24489_3239.N1	05-NOV-2006 22:49:08	Dark	34.500	113	Mu Vel	2.6920	5000.0	69	24489	No
183	GOM_NL__2PRFIN20061105_225432_000000362052_00388_24490_3246.N1	05-NOV-2006 22:54:32	Dark	35.500	46	Del Vel	1.9540	10600.	71	24490	No
184	GOM_NL__2PRFIN20061105_225552_000000402052_00388_24490_3247.N1	05-NOV-2006 22:55:52	Dark	40.000	34	Gam2Vel	1.7930	23000.	80	24490	No
185	GOM_NL__2PRFIN20061105_230106_000000562052_00388_24490_3248.N1	05-NOV-2006 23:01:06	Dark	55.500	2	Alp Car	-0.73600	7000.0	111	24490	No
186	GOM_NL__2PRFIN20061105_231052_000000342052_00388_24490_3249.N1	05-NOV-2006 23:10:52	Straylight	34.000	157	The1Eri	2.9060	9300.0	68	24490	No

3. Quality information per product

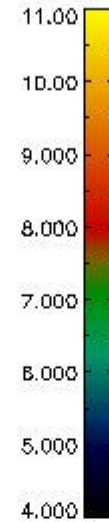
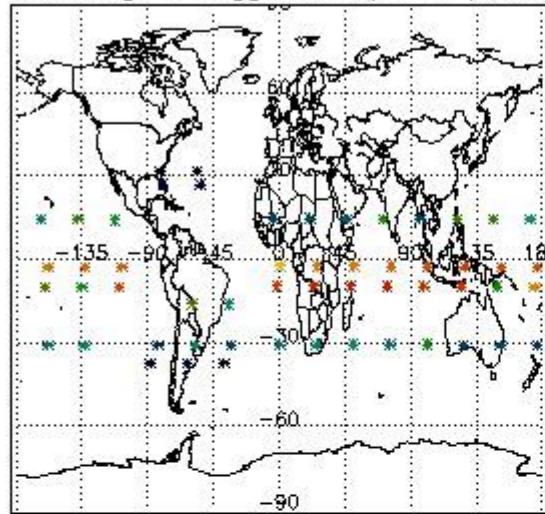
In this section it is plotted some information contained in the Quality Summary data set of the level 2 products. Only products in dark limb conditions and without errors (error flag in the MPH set to "0") are used.

3.1 Plot quality information per product (time dependant)

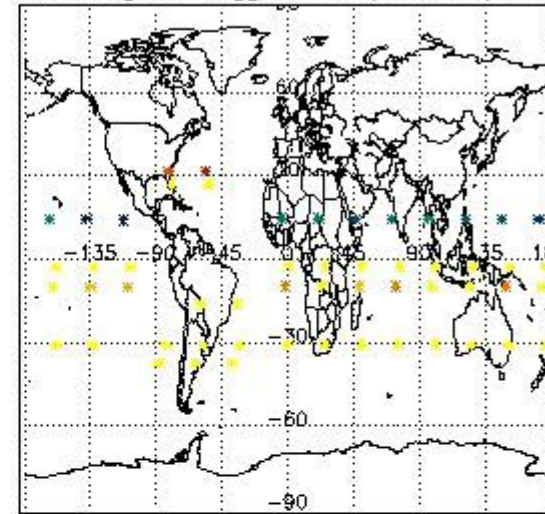


3.2 Plot quality information per product (world map)

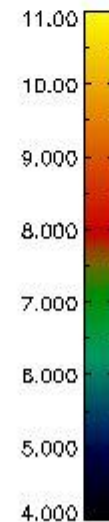
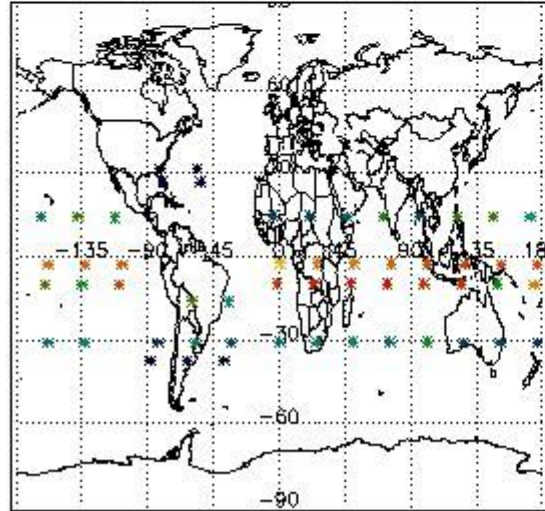
Percentage of flagged data per O3 profile



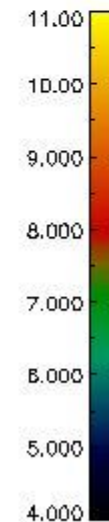
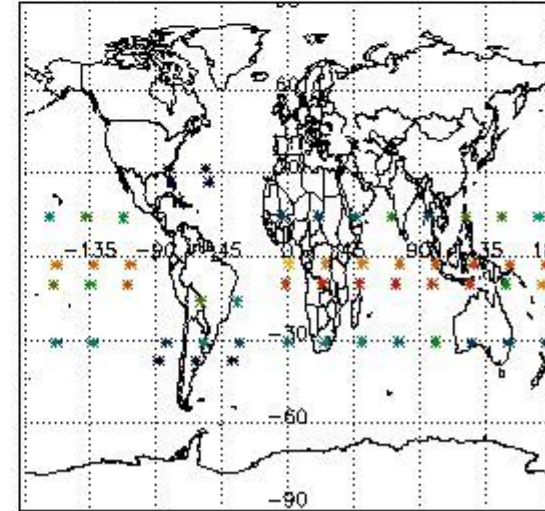
Percentage of flagged data per H2O profile



Percentage of flagged data per NO2 profile



Percentage of flagged data per NO3 profile

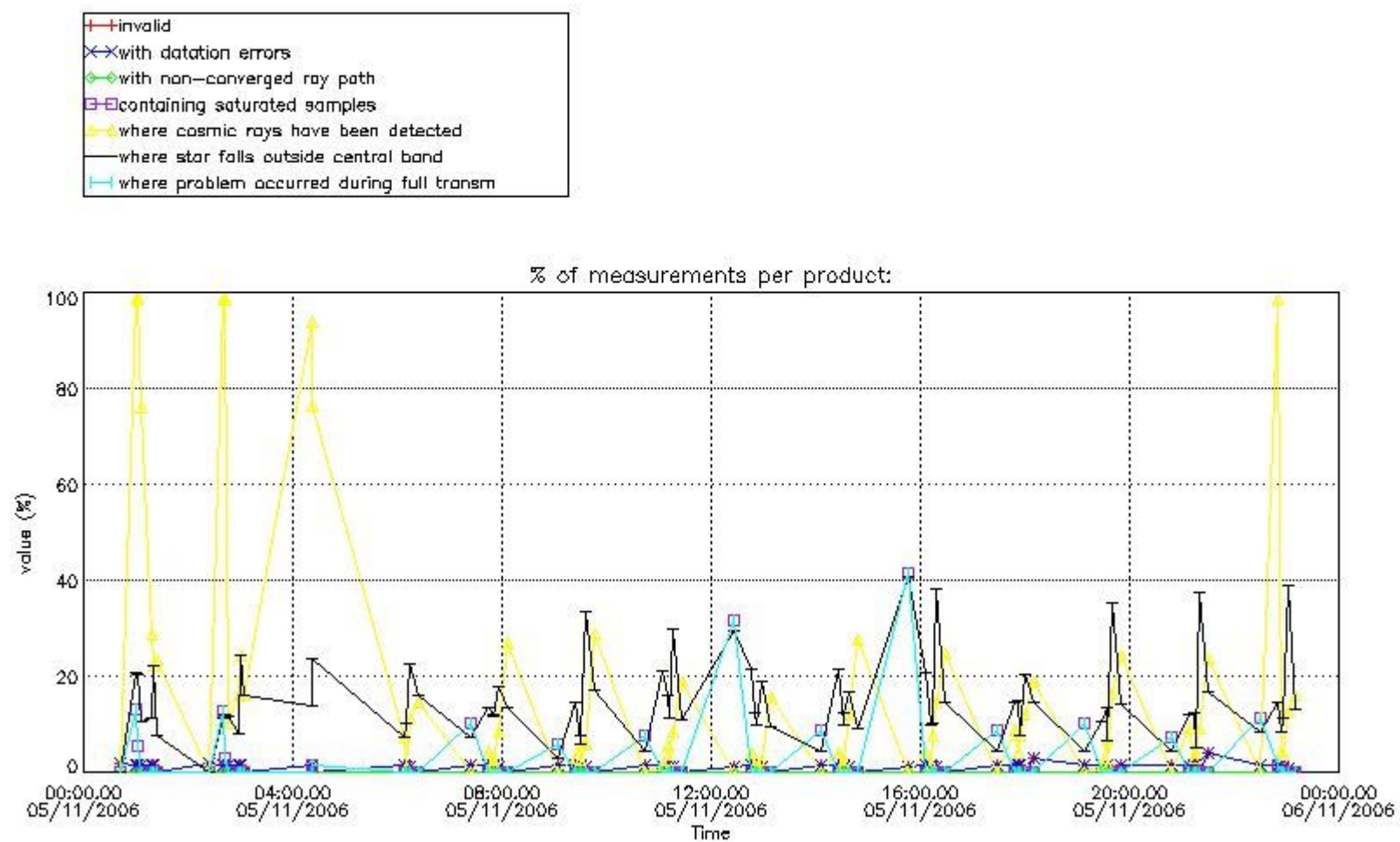


4. Level 1 quality information per product

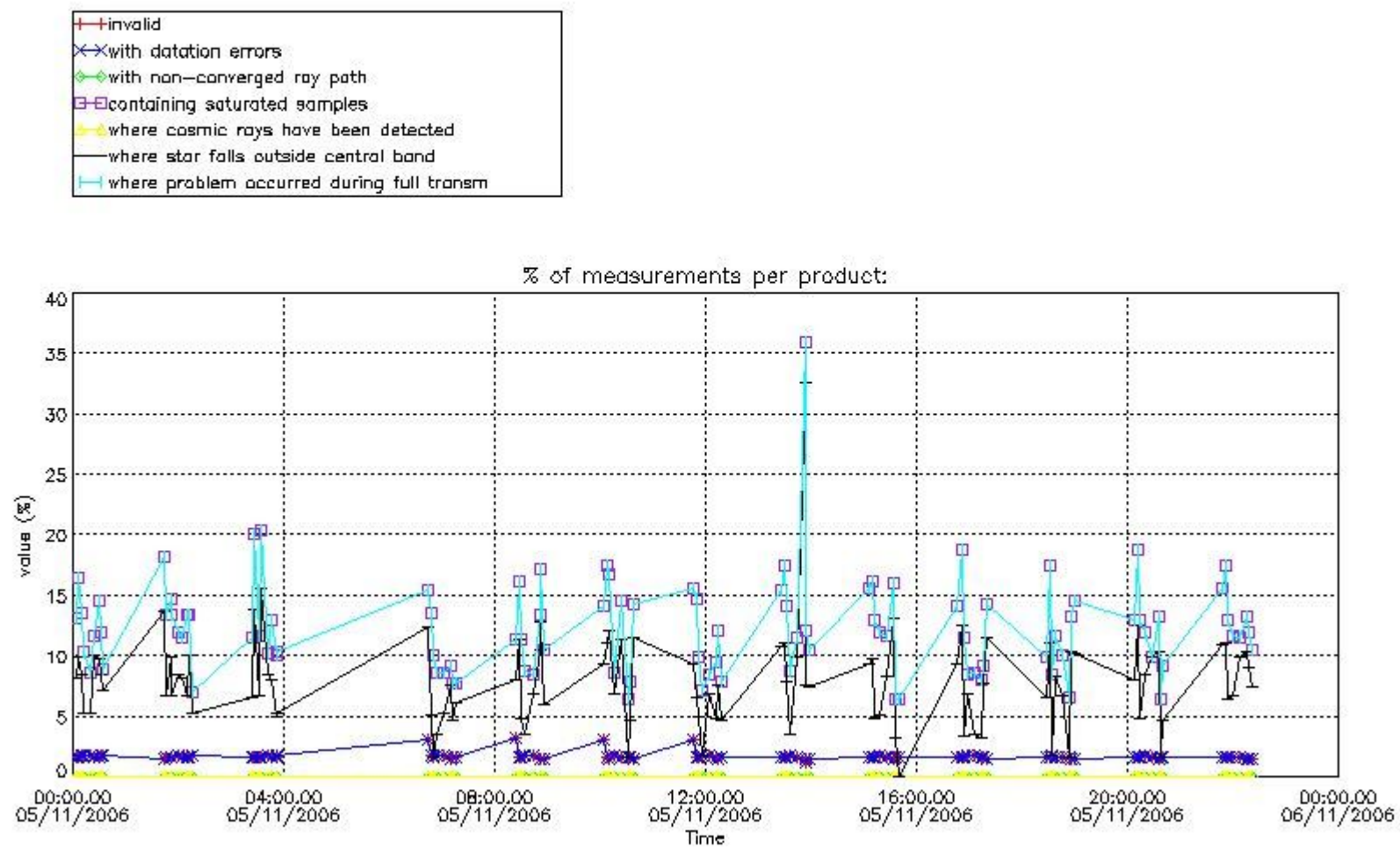
In this section it is plotted some information contained in the Quality Summary data set of the level 2 products that comes from the level 1b processing. Products without errors (error flag in the MPH set to "0") are used.

4.1 Plot quality information per product (time dependant) coming from level 1b processing

4.1.1 Plot level 1 quality information per product (time dependant): ENVISAT ASCENDING passes



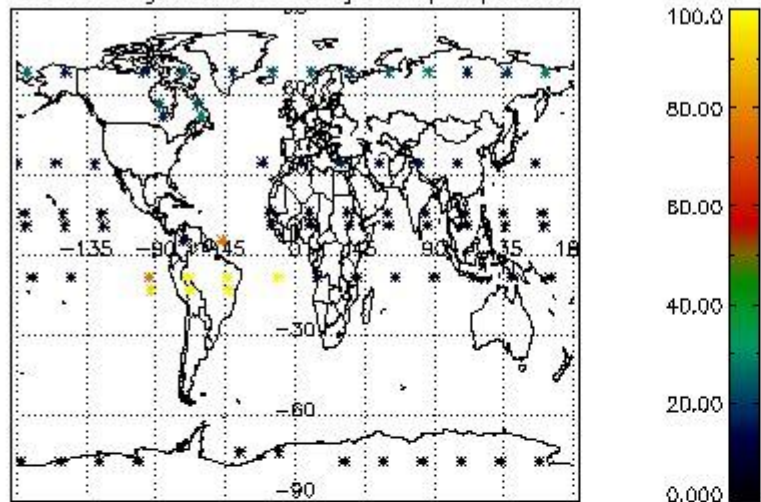
4.1.2 Plot level 1 quality information per product (time dependant): ENVI SAT DESCENDING passes



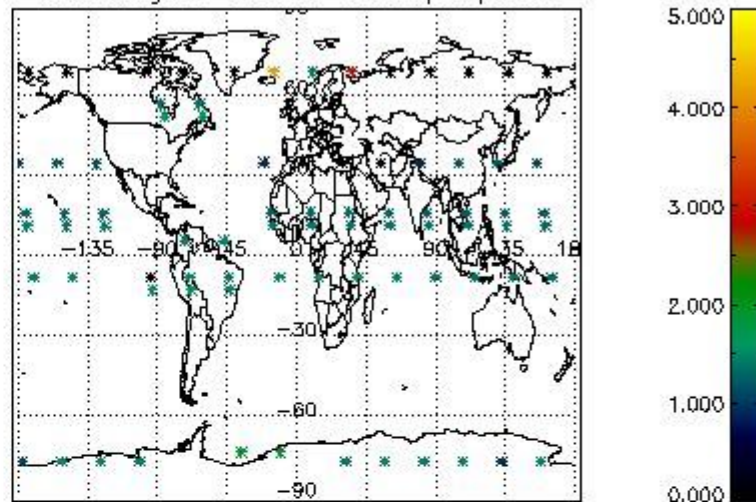
4.2 Plot quality information per product coming from level 1b processing (world map)

4.2.1 Plot level 1 quality information per product (world map): ENVISAT ASCENDING passes

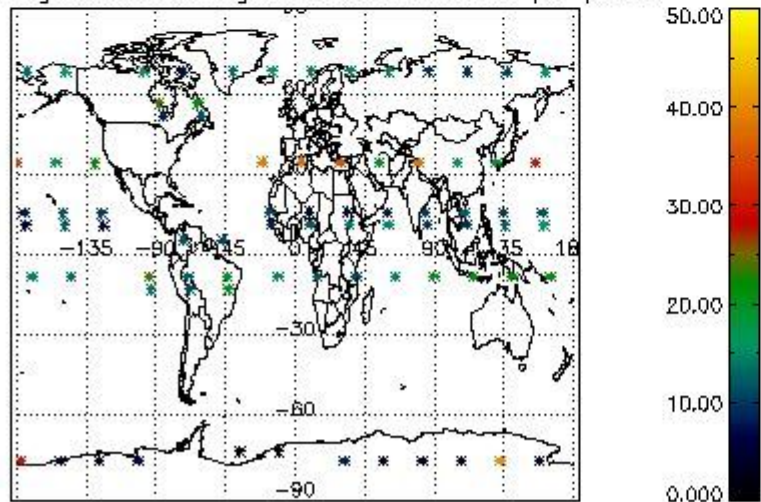
Percentage of cosmic ray hits per profile



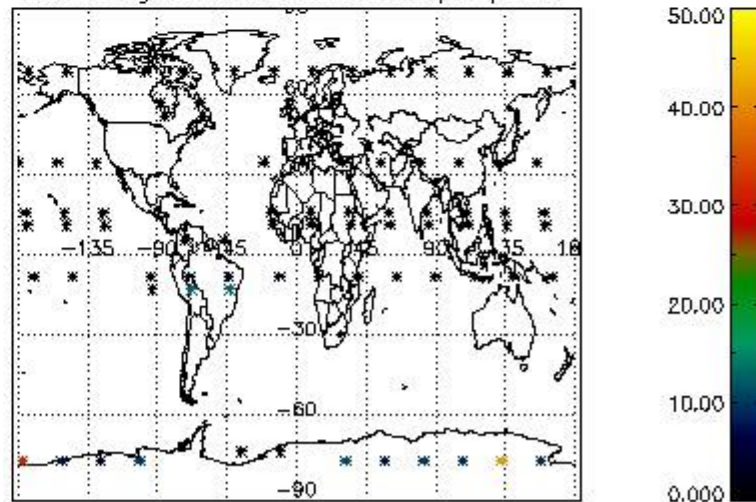
Percentage of datation errors per profile



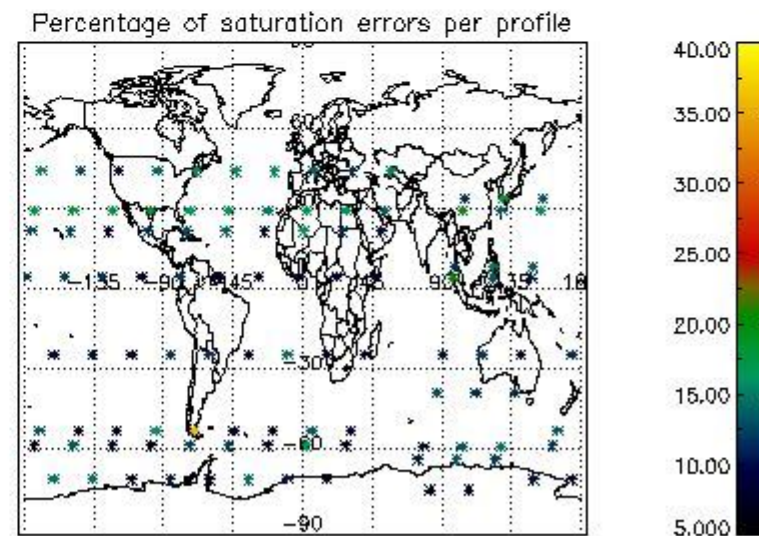
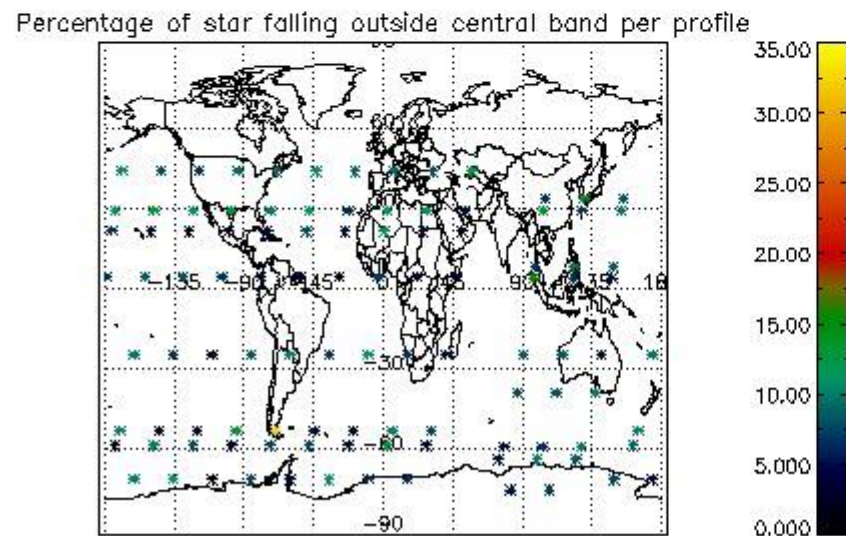
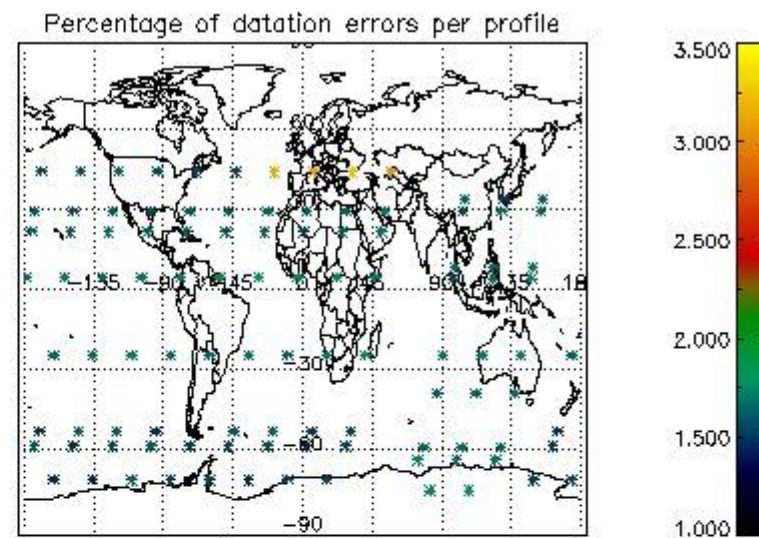
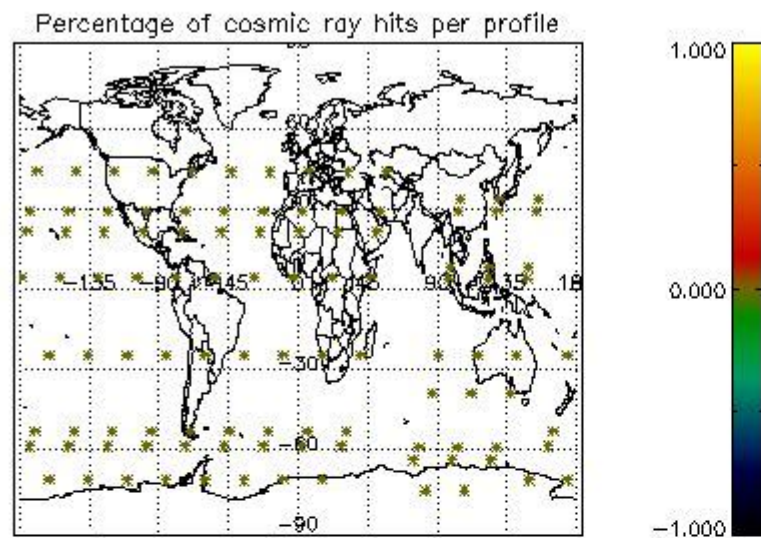
Percentage of star falling outside central band per profile



Percentage of saturation errors per profile



4.2.2 Plot level 1 quality information per product (world map): ENVISAT DESCENDING passes



5. Trace gas profiles

5.1 Ozone statistics based on quality of products

The final quality of the products can be "measured" using the STD (Standard Deviation) attached to every point profile. This information is written to the parameter GOM_NL__2P/NL_LOCAL_SPECIES_DENSITY/o3_std of the level 2 products. The table below shows the statistics for given STD ranges.

The statistics are given with respect to the overall valid production:

- Products without fatal errors: GOM_NL__2P/MPH/PRODUCT_ERR=0
- Valid point profile: GOM_NL__2P/NL_LOCAL_SPECIES_DENSITY/pcd(0)=0

The 'Criteria' is applied to valid points of dark limb products:

- Products in dark limb illumination condition: GOM_NL__2P/NL_SUMMARY_QUALITY/obs_ill_cond=0
- Products without fatal errors: GOM_NL__2P/MPH/PRODUCT_ERR=0
- Valid point profile: GOM_NL__2P/NL_LOCAL_SPECIES_DENSITY/pcd(0)=0

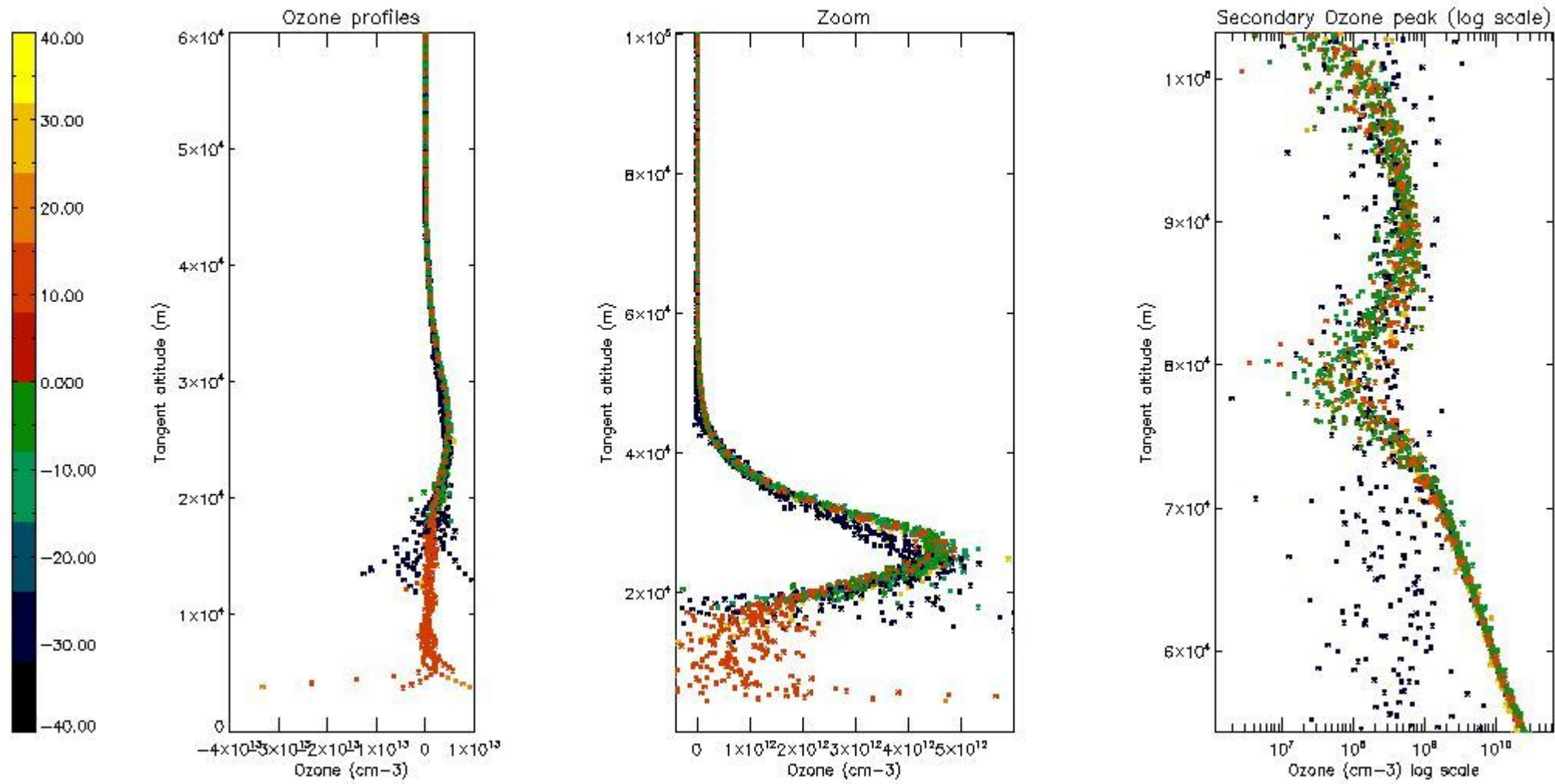
So, the table below shows the percentage of dark limb and valid observations for each criteria with respect to the overall valid daily observations.

Criteria	% of total production
All STD	34
STD < 20	23

STD < 10	18
STD < 5	15

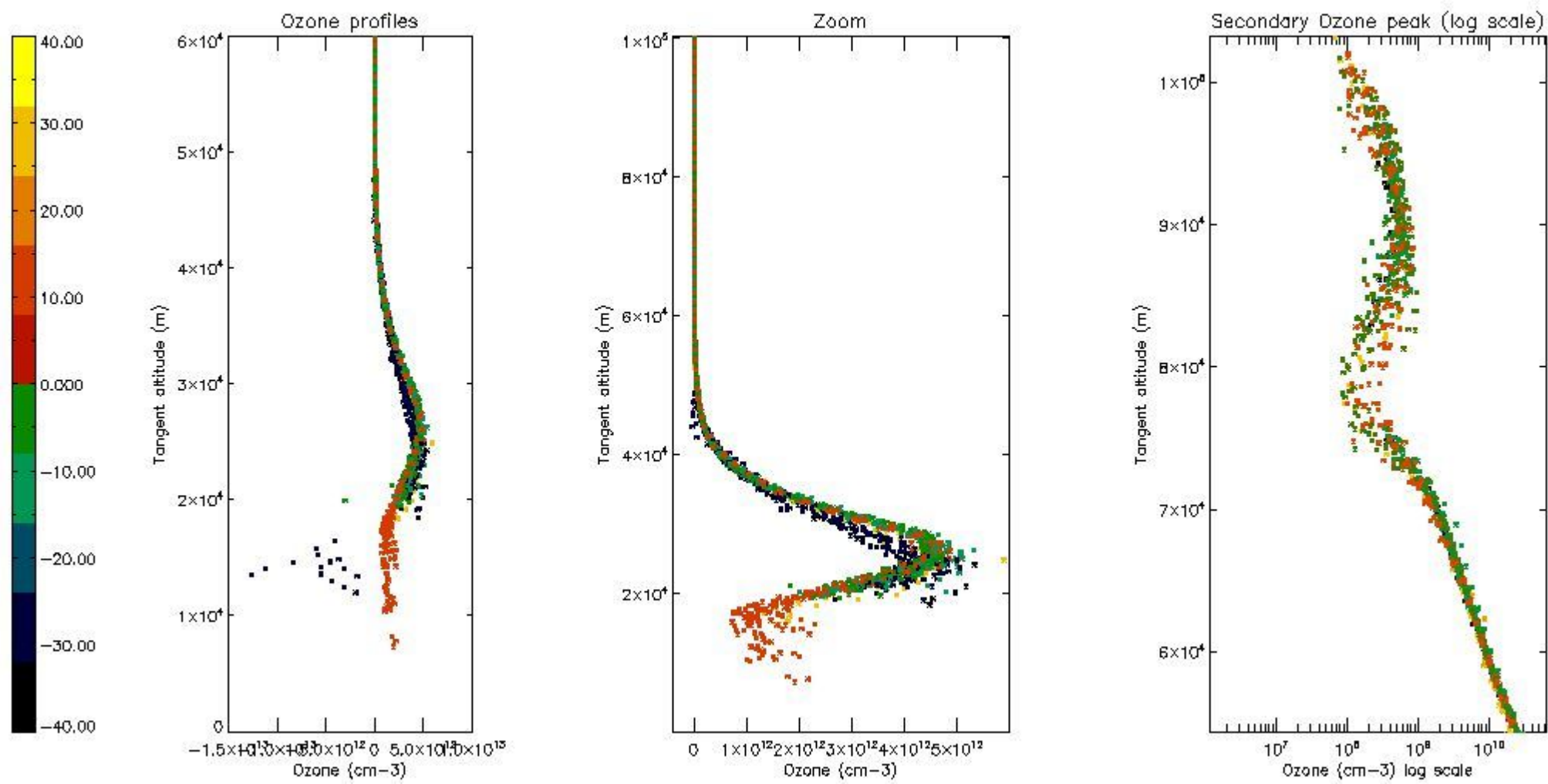
5.2 Plot ozone profiles for all STD (dark without errors)

The colorbar represents the latitude.



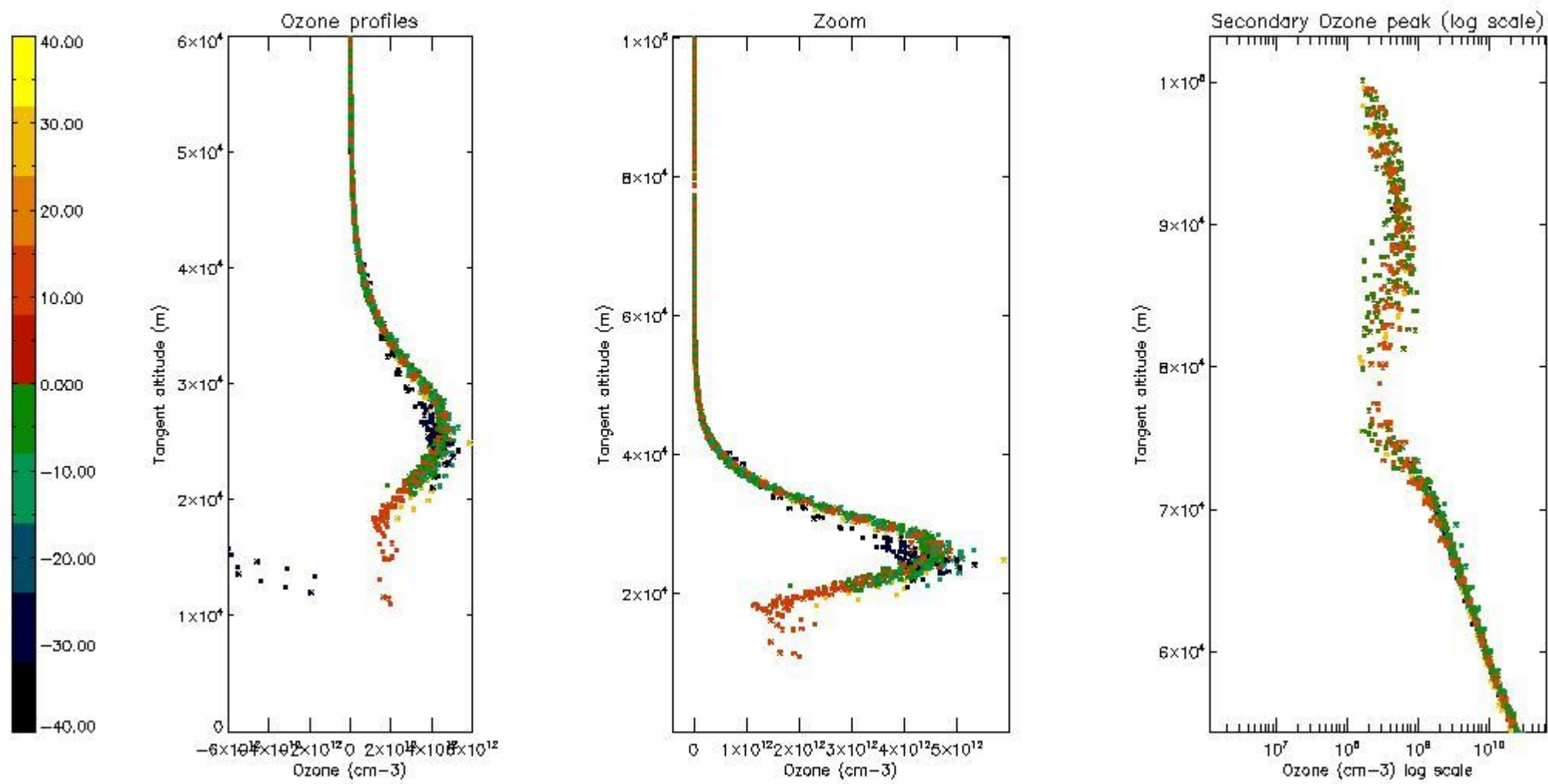
5.3 Plot ozone profiles where STD < 20% (dark without errors)

The colorbar represents the latitude.



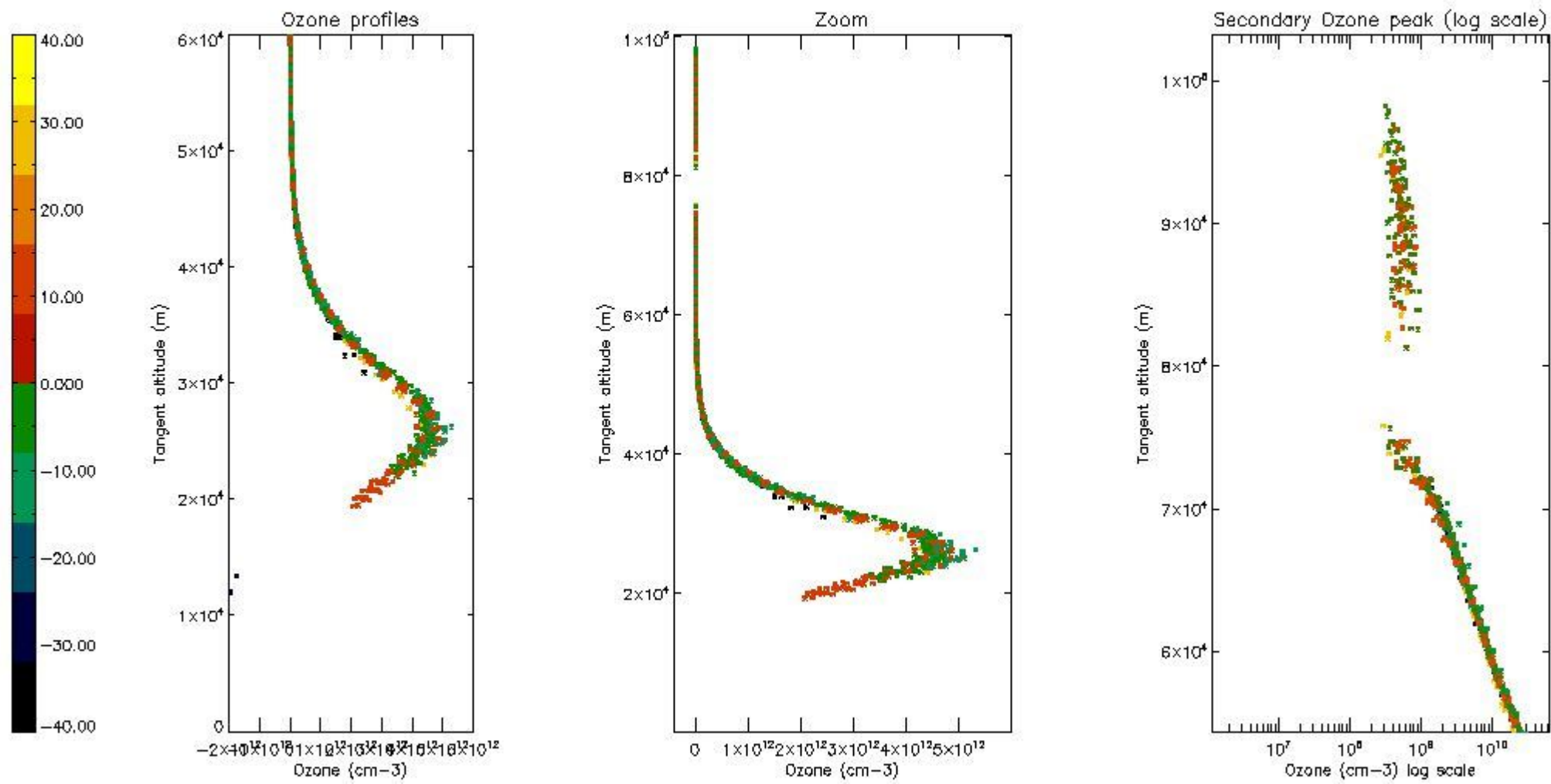
5.4 Plot ozone profiles where STD < 10% (dark without errors)

The colorbar represents the latitude.



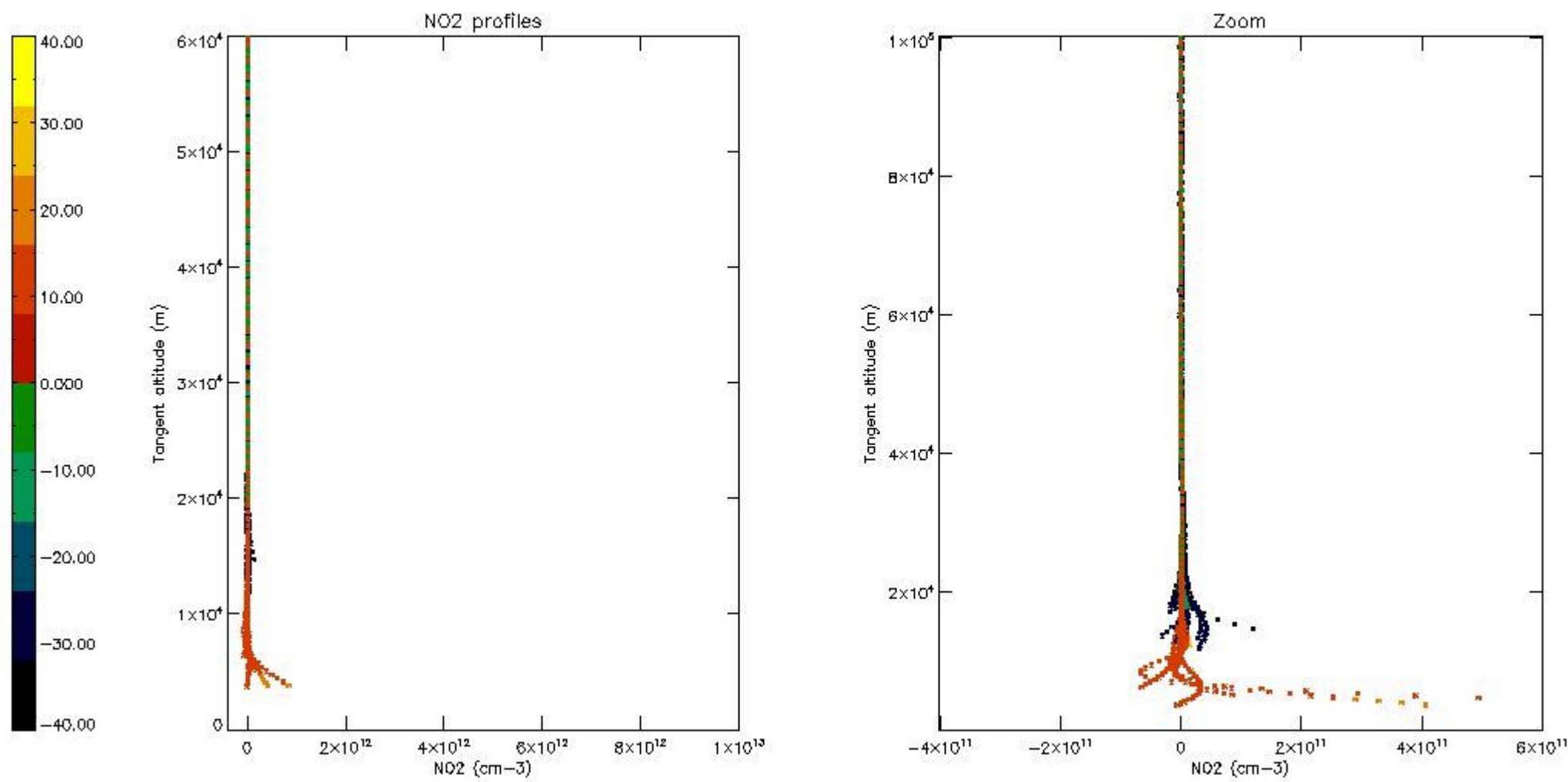
5.5 Plot ozone profiles where STD < 5% (dark without errors)

The colorbar represents the latitude.



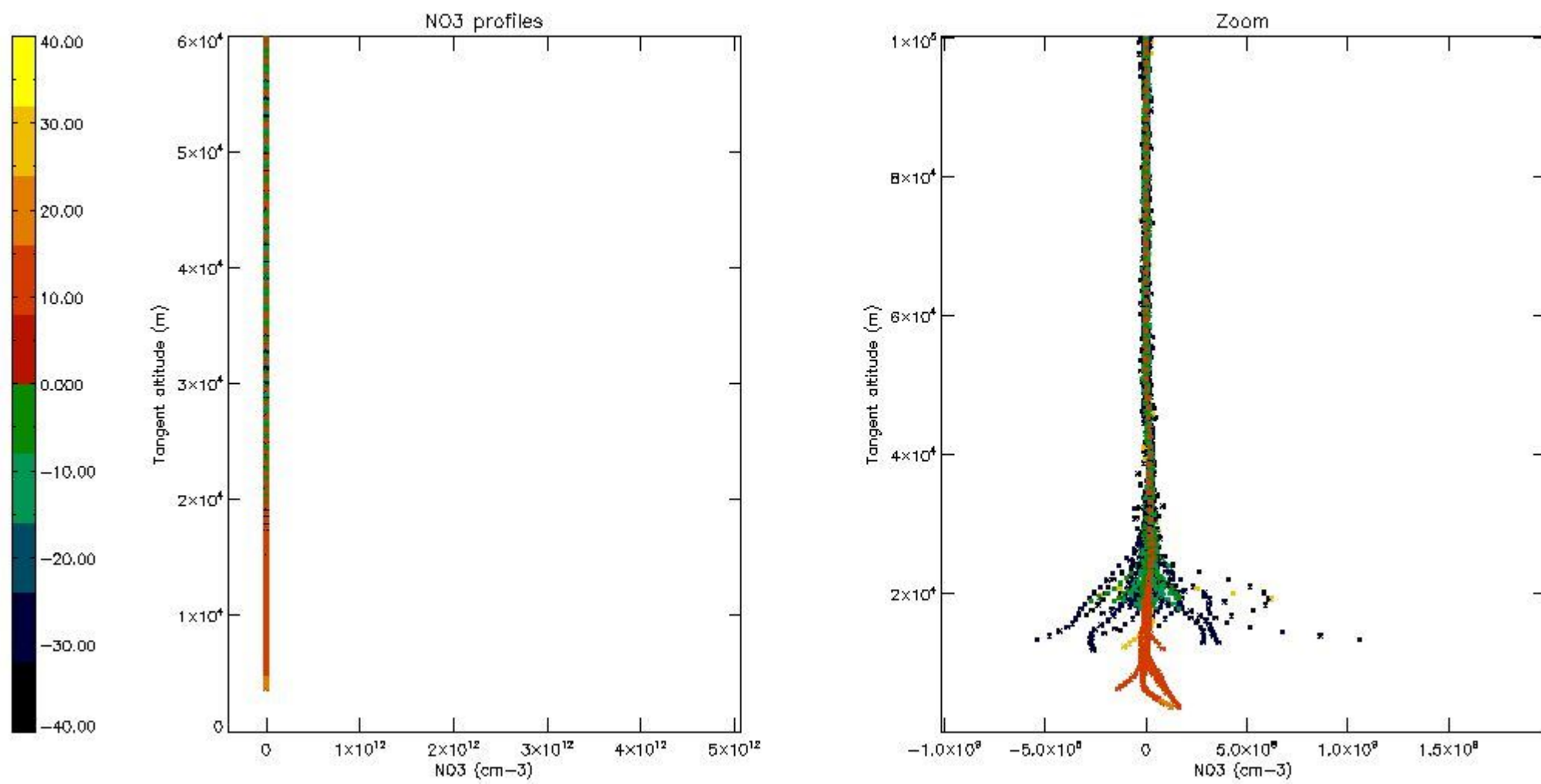
5.6 Plot NO₂ profiles for all STD (dark without errors)

The colorbar represents the latitude.



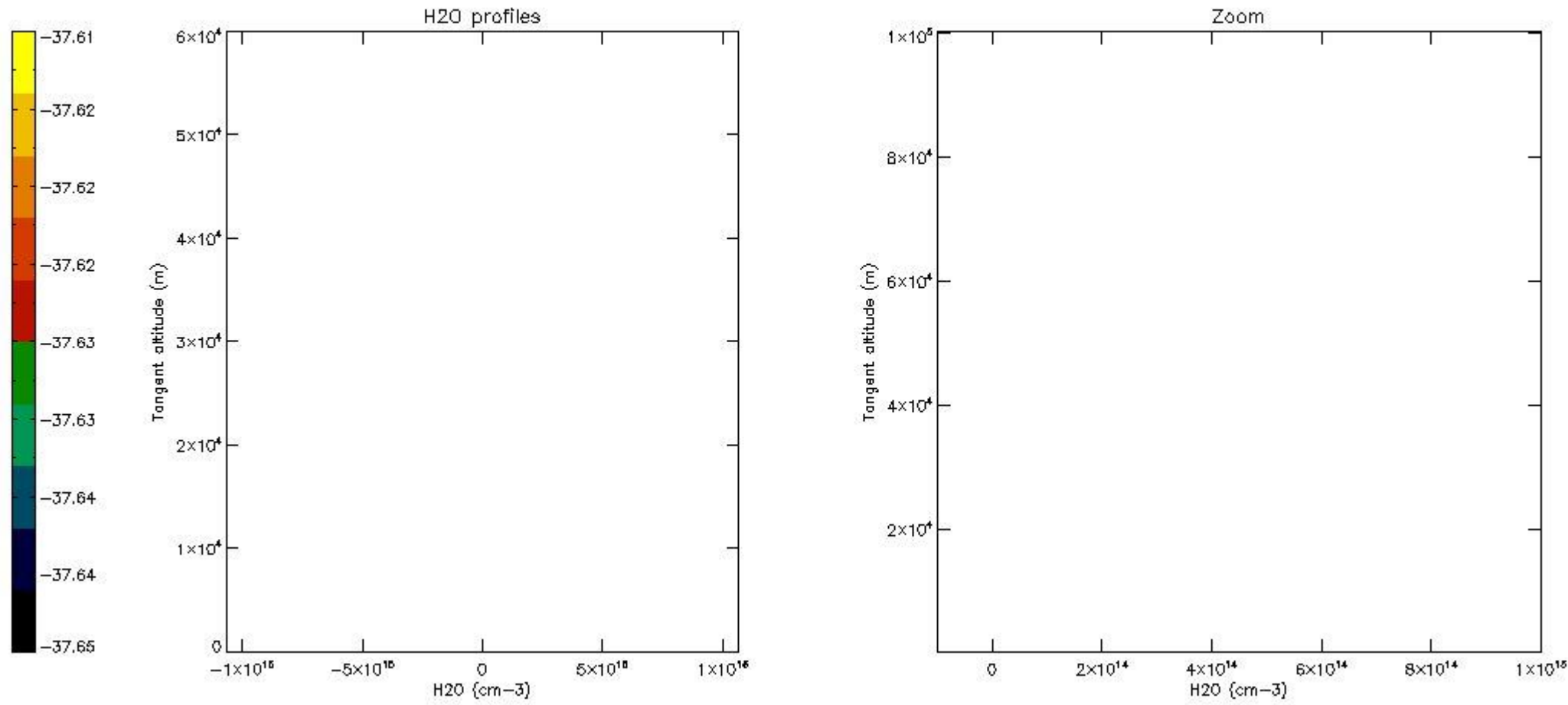
5.7 Plot NO3 profiles for all STD (dark without errors)

The colorbar represents the latitude.



5.8 Plot H₂O profiles for all STD (only for occultations of stars 1,2,3,4,13,14,16,26,63 dark without errors)

The colorbar represents the latitude.



6. Auxiliary Data Files used for the production reported in section 2

The number reported in the third column indicates since which file (see list in section 2) the corresponding auxiliary file has been used. The fourth column is the date of those product files.

Type	Auxiliary Filename	Used since product	Used since product date
INST_PHYS_CHARACTERISTICS	GOM_INS_AXVIEC20091111_143220_20030716_120000_20500101_000000	1	05-NOV-2006 00:03:46
LEVEL-2_PROC_CONFIG	GOM_PR2_AXVIEC20091111_152718_20020301_000000_20500101_000000	1	05-NOV-2006 00:03:46
CROSS_SECTIONS_FILE	GOM_CRS_AXVIEC20091111_154832_20020301_000000_20500101_000000	1	05-NOV-2006 00:03:46

GOMOS Level 2 Daily Report

SUMMARY

[1. General Info](#)

[2. Summary of processed GOM_NL_2P products](#)

[3. Level 2 Quality information per product](#)

[3.1 Plot of level 2 quality information per product \(time dependant\)](#)

[3.2 Plot of level 2 quality information per product \(world map\)](#)

[4. Level 1 Quality information per product \(stored on level 2 products\)](#)

[4.1 Plot of level 1 quality information per product \(time dependant\)](#)

[4.1.1 Plot of level 1 quality information per product \(time dependant\): ASCENDING](#)

[4.1.2 Plot of level 1 quality information per product \(time dependant\): DESCENDING](#)

[4.2 Plot of level 1 quality information per product \(world map\)](#)

[4.2.1 Plot of level 1 quality information per product \(world map\): ASCENDING](#)

[4.2.2 Plot of level 1 quality information per product \(world map\): DESCENDING](#)

[5. Ozone profiles based on quality statistics and other trace gas profiles](#)

[5.1 Ozone statistics based on quality of products](#)

[5.2 Plot ozone profiles for all STD \(dark without errors\)](#)

[5.3 Plot ozone profiles where STD < 20% \(dark without errors\)](#)

[5.4. Plot ozone profiles where STD < 10% \(dark without errors\)](#)

[5.5. Plot ozone profiles where STD < 5% \(dark without errors\)](#)

[5.6 Plot NO2 profiles for all STD \(dark without errors\)](#)

[5.7 Plot NO3 profiles for all STD \(dark without errors\)](#)

[5.8 Plot H2O profiles \(only for occultations of stars 1,2,3,4,13,14,16,26,63 dark without errors\) for all STD](#)

[6. Auxiliary Data Files used for the production reported in section 2](#)

This report presents the daily analysis on parameters extracted from GOMOS level 2 data (GOM_NL__2P). It is intended to monitor some important parameters that will impact the quality of these products. A list of level 2 products (and content) that have arrived during the reporting day to the PCF is also given.

Item	Value
Time of report generation	24APR2013 05:35:02
Data source version	GOMOS/6.01
Start time of products	05-11-2006 (05NOV2006 00:00:00)
Stop time of products	06-11-2006 (06NOV2006 00:00:00)
Store outputs in DB	Yes
Nb of level 2 prods	186
Nb of prods with errors	0

2. Summary of processed GOM_NL__2P products.

Nr	Filename	UTC Start time	Limb	Duration	Star Id	Star Name	Star Mag	Star Temp	Nb Meas	Orbit	Prod. error
1	GOM_NL__2PRFIN20061105_000346_000000312052_00374_24476_3206.N1	05-NOV-2006 00:03:46	Bright	30.500	58	21Alp And	2.0730	11000.	61	24476	No
2	GOM_NL__2PRFIN20061105_000501_000000312052_00374_24476_3207.N1	05-NOV-2006 00:05:01	Bright	30.500	53	43Bet And	2.0480	3300.0	61	24476	No
3	GOM_NL__2PRFIN20061105_001057_000000302052_00374_24476_3208.N1	05-NOV-2006 00:10:57	Bright	29.500	68	18Alp Cas	2.2250	4500.0	59	24476	No
4	GOM_NL__2PRFIN20061105_001205_000000292052_00374_24476_3209.N1	05-NOV-2006 00:12:05	Bright	29.000	76	27Gam Cas	2.3000	30000.	58	24476	No
5	GOM_NL__2PRFIN20061105_002010_000000292052_00374_24476_3210.N1	05-NOV-2006 00:20:10	Bright	29.000	49	1Alp UMi	1.9900	6300.0	58	24476	No
6	GOM_NL__2PRFIN20061105_002409_000000302052_00374_24476_3211.N1	05-NOV-2006 00:24:09	Bright	30.000	60	7Bet UMi	2.0810	3950.0	60	24476	No
7	GOM_NL__2PRFIN20061105_002959_000000312052_00374_24476_3212.N1	05-NOV-2006 00:29:59	Bright	31.000	32	77Eps UMa	1.7630	11000.	62	24476	No
8	GOM_NL__2PRFIN20061105_003122_000000302052_00374_24476_3213.N1	05-NOV-2006 00:31:22	Bright	29.500	39	85Eta UMa	1.8540	24000.	59	24476	No
9	GOM_NL__2PRFIN20061105_003456_000000282052_00374_24476_3214.N1	05-NOV-2006 00:34:56	Bright	28.000	152	12Alp2CVn	2.8900	11000.	56	24476	No
10	GOM_NL__2PRFIN20061105_004227_000000262052_00374_24476_3215.N1	05-NOV-2006 00:42:27	Bright	26.000	62	94Bet Leo	2.1360	9700.0	52	24476	No
11	GOM_NL__2PRFIN20061105_005958_000000342052_00374_24476_3216.N1	05-NOV-2006 00:59:58	Dark	34.000	99	Del Cen	2.5750	26000.	68	24476	No
12	GOM_NL__2PRFIN20061105_010115_000000372052_00374_24476_3217.N1	05-NOV-2006 01:01:15	Dark	37.000	113	Mu Vel	2.6920	5000.0	74	24476	No
13	GOM_NL__2PRFIN20061105_010509_000000342052_00375_24477_3253.N1	05-NOV-2006 01:05:09	Dark	33.500	91	Kap Vel	2.4900	26000.	67	24477	No
14	GOM_NL__2PRFIN20061105_011812_000000322052_00375_24477_3254.N1	05-NOV-2006 01:18:12	Dark	31.500	143	Alp Hyi	2.8570	7200.0	63	24477	No
15	GOM_NL__2PRFIN20061105_011935_000000362052_00375_24477_3255.N1	05-NOV-2006 01:19:35	Dark	36.000	9	Alp Eri	0.45300	24000.	72	24477	No
16	GOM_NL__2PRFIN20061105_012301_000000322052_00375_24477_3256.N1	05-NOV-2006 01:23:01	Straylight	32.000	157	The1Eri	2.9060	9300.0	64	24477	No
17	GOM_NL__2PRFIN20061105_014422_000000332052_00375_24477_3257.N1	05-NOV-2006 01:44:22	Bright	33.000	58	21Alp And	2.0730	11000.	66	24477	No
18	GOM_NL__2PRFIN20061105_014537_000000302052_00375_24477_3258.N1	05-NOV-2006 01:45:37	Bright	30.000	53	43Bet And	2.0480	3300.0	60	24477	No
19	GOM_NL__2PRFIN20061105_015132_000000312052_00375_24477_3259.N1	05-NOV-2006 01:51:32	Bright	30.500	68	18Alp Cas	2.2250	4500.0	61	24477	No
20	GOM_NL__2PRFIN20061105_015241_000000302052_00375_24477_3260.N1	05-NOV-2006 01:52:41	Bright	30.000	76	27Gam Cas	2.3000	30000.	60	24477	No
21	GOM_NL__2PRFIN20061105_020046_000000302052_00375_24477_3261.N1	05-NOV-2006 02:00:46	Bright	29.500	49	1Alp UMi	1.9900	6300.0	59	24477	No
22	GOM_NL__2PRFIN20061105_020445_000000312052_00375_24477_3262.N1	05-NOV-2006 02:04:45	Bright	30.500	60	7Bet UMi	2.0810	3950.0	61	24477	No
23	GOM_NL__2PRFIN20061105_021035_000000302052_00375_24477_3263.N1	05-NOV-2006 02:10:35	Bright	30.000	32	77Eps UMa	1.7630	11000.	60	24477	No
24	GOM_NL__2PRFIN20061105_021158_000000302052_00375_24477_3264.N1	05-NOV-2006 02:11:58	Bright	30.000	39	85Eta UMa	1.8540	24000.	60	24477	No
25	GOM_NL__2PRFIN20061105_021531_000000292052_00375_24477_3265.N1	05-NOV-2006 02:15:31	Bright	28.500	152	12Alp2CVn	2.8900	11000.	57	24477	No
26	GOM_NL__2PRFIN20061105_022303_000000262052_00375_24477_3266.N1	05-NOV-2006 02:23:03	Bright	26.000	62	94Bet Leo	2.1360	9700.0	52	24477	No
27	GOM_NL__2PRFIN20061105_024034_000000312052_00375_24477_3267.N1	05-NOV-2006 02:40:34	Dark	31.000	99	Del Cen	2.5750	26000.	62	24477	No
28	GOM_NL__2PRFIN20061105_024151_000000342052_00375_24477_3268.N1	05-NOV-2006 02:41:51	Dark	33.500	113	Mu Vel	2.6920	5000.0	67	24477	No
29	GOM_NL__2PRFIN20061105_024545_000000352052_00376_24478_3203.N1	05-NOV-2006 02:45:45	Dark	34.500	91	Kap Vel	2.4900	26000.	69	24478	No
30	GOM_NL__2PRFIN20061105_025849_000000312052_00376_24478_3204.N1	05-NOV-2006 02:58:49	Dark	31.000	143	Alp Hyi	2.8570	7200.0	62	24478	No
31	GOM_NL__2PRFIN20061105_030011_000000372052_00376_24478_3205.N1	05-NOV-2006 03:00:11	Dark	37.000	9	Alp Eri	0.45300	24000.	74	24478	No
32	GOM_NL__2PRFIN20061105_030338_000000352052_00376_24478_3206.N1	05-NOV-2006 03:03:38	Straylight	34.500	157	The1Eri	2.9060	9300.0	69	24478	No
33	GOM_NL__2PRFIN20061105_032459_000000312052_00376_24478_3207.N1	05-NOV-2006 03:24:59	Bright	30.500	58	21Alp And	2.0730	11000.	61	24478	No
34	GOM_NL__2PRFIN20061105_032613_000000332052_00376_24478_3208.N1	05-NOV-2006 03:26:13	Bright	32.500	53	43Bet And	2.0480	3300.0	65	24478	No
35	GOM_NL__2PRFIN20061105_033208_000000302052_00376_24478_3209.N1	05-NOV-2006 03:32:08	Bright	30.000	68	18Alp Cas	2.2250	4500.0	60	24478	No
36	GOM_NL__2PRFIN20061105_033317_000000322052_00376_24478_3210.N1	05-NOV-2006 03:33:17	Bright	32.000	76	27Gam Cas	2.3000	30000.	64	24478	No
37	GOM_NL__2PRFIN20061105_034122_000000302052_00376_24478_3211.N1	05-NOV-2006 03:41:22	Bright	29.500	49	1Alp UMi	1.9900	6300.0	59	24478	No
38	GOM_NL__2PRFIN20061105_034521_000000312052_00376_24478_3212.N1	05-NOV-2006 03:45:21	Bright	31.000	60	7Bet UMi	2.0810	3950.0	62	24478	No
39	GOM_NL__2PRFIN20061105_035111_000000302052_00376_24478_3213.N1	05-NOV-2006 03:51:11	Bright	30.000	32	77Eps UMa	1.7630	11000.	60	24478	No
40	GOM_NL__2PRFIN20061105_035234_000000292052_00376_24478_3214.N1	05-NOV-2006 03:52:34	Bright	29.000	39	85Eta UMa	1.8540	24000.	58	24478	No
41	GOM_NL__2PRFIN20061105_042111_000000332052_00376_24478_3215.N1	05-NOV-2006 04:21:11	Dark	32.500	99	Del Cen	2.5750	26000.	65	24478	No
42	GOM_NL__2PRFIN20061105_042227_000000382052_00376_24478_3216.N1	05-NOV-2006 04:22:27	Dark	38.000	113	Mu Vel	2.6920	5000.0	76	24478	No

43	GOM_NL__2PRFIN20061105_060826_000000352052_00378_24480_3223.N1	05-NOV-2006 06:08:26	Dark	35.000	46	Del Vel	1.9540	10600.	70	24480	No
44	GOM_NL__2PRFIN20061105_060943_000000402052_00378_24480_3224.N1	05-NOV-2006 06:09:43	Dark	39.500	34	Gam2Vel	1.7930	23000.	79	24480	No
45	GOM_NL__2PRFIN20061105_061459_000000452052_00378_24480_3225.N1	05-NOV-2006 06:14:59	Dark	44.500	2	Alp Car	-0.73600	7000.0	89	24480	No
46	GOM_NL__2PRFIN20061105_062450_000000352052_00378_24480_3226.N1	05-NOV-2006 06:24:50	Straylight	34.500	157	The1Eri	2.9060	9300.0	69	24480	No
47	GOM_NL__2PRFIN20061105_064317_000000332052_00378_24480_3227.N1	05-NOV-2006 06:43:17	Bright	32.500	105	6Bet Ari	2.6450	8900.0	65	24480	No
48	GOM_NL__2PRFIN20061105_064725_000000302052_00378_24480_3228.N1	05-NOV-2006 06:47:25	Bright	29.500	53	43Bet And	2.0480	3300.0	59	24480	No
49	GOM_NL__2PRFIN20061105_064938_000000302052_00378_24480_3229.N1	05-NOV-2006 06:49:38	Bright	30.000	73	57Gam1And	2.2600	13100.	60	24480	No
50	GOM_NL__2PRFIN20061105_065424_000000292052_00378_24480_3230.N1	05-NOV-2006 06:54:24	Bright	29.000	110	37Del Cas	2.6780	8900.0	58	24480	No
51	GOM_NL__2PRFIN20061105_070234_000000292052_00378_24480_3231.N1	05-NOV-2006 07:02:34	Bright	29.000	49	1Alp UMi	1.9900	6300.0	58	24480	No
52	GOM_NL__2PRFIN20061105_071037_000000332052_00378_24480_3232.N1	05-NOV-2006 07:10:37	Bright	33.000	36	50Alp UMa	1.8000	6300.0	66	24480	No
53	GOM_NL__2PRFIN20061105_071214_000000332052_00378_24480_3233.N1	05-NOV-2006 07:12:14	Bright	32.500	82	48Bet UMa	2.3650	10600.	65	24480	No
54	GOM_NL__2PRFIN20061105_071600_000000332052_00378_24480_3234.N1	05-NOV-2006 07:16:00	Bright	32.500	174	52Psi UMa	3.0040	4400.0	65	24480	No
55	GOM_NL__2PRFIN20061105_072340_000000352052_00378_24480_3235.N1	05-NOV-2006 07:23:40	Bright	35.000	96	68Del Leo	2.5600	9300.0	70	24480	No
56	GOM_NL__2PRFIN20061105_074341_000000342052_00378_24480_3236.N1	05-NOV-2006 07:43:41	Dark	33.500	113	Mu Vel	2.6920	5000.0	67	24480	No
57	GOM_NL__2PRFIN20061105_074902_000000372052_00379_24481_3223.N1	05-NOV-2006 07:49:02	Dark	37.000	46	Del Vel	1.9540	10600.	74	24481	No
58	GOM_NL__2PRFIN20061105_075020_000000392052_00379_24481_3224.N1	05-NOV-2006 07:50:20	Dark	39.000	34	Gam2Vel	1.7930	23000.	78	24481	No
59	GOM_NL__2PRFIN20061105_075536_000000422052_00379_24481_3225.N1	05-NOV-2006 07:55:36	Dark	42.000	2	Alp Car	-0.73600	7000.0	84	24481	No
60	GOM_NL__2PRFIN20061105_080527_000000342052_00379_24481_3226.N1	05-NOV-2006 08:05:27	Straylight	33.500	157	The1Eri	2.9060	9300.0	67	24481	No
61	GOM_NL__2PRFIN20061105_082353_000000312052_00379_24481_3227.N1	05-NOV-2006 08:23:53	Bright	31.000	105	6Bet Ari	2.6450	8900.0	62	24481	No
62	GOM_NL__2PRFIN20061105_082801_000000312052_00379_24481_3228.N1	05-NOV-2006 08:28:01	Bright	31.000	53	43Bet And	2.0480	3300.0	62	24481	No
63	GOM_NL__2PRFIN20061105_083013_000000312052_00379_24481_3229.N1	05-NOV-2006 08:30:13	Bright	31.000	73	57Gam1And	2.2600	13100.	62	24481	No
64	GOM_NL__2PRFIN20061105_083459_000000292052_00379_24481_3230.N1	05-NOV-2006 08:34:59	Bright	28.500	110	37Del Cas	2.6780	8900.0	57	24481	No
65	GOM_NL__2PRFIN20061105_084310_000000302052_00379_24481_3231.N1	05-NOV-2006 08:43:10	Bright	29.500	49	1Alp UMi	1.9900	6300.0	59	24481	No
66	GOM_NL__2PRFIN20061105_085112_000000342052_00379_24481_3232.N1	05-NOV-2006 08:51:12	Bright	33.500	36	50Alp UMa	1.8000	6300.0	67	24481	No
67	GOM_NL__2PRFIN20061105_085250_000000352052_00379_24481_3233.N1	05-NOV-2006 08:52:50	Bright	35.000	82	48Bet UMa	2.3650	10600.	70	24481	No
68	GOM_NL__2PRFIN20061105_085636_000000342052_00379_24481_3234.N1	05-NOV-2006 08:56:36	Bright	33.500	174	52Psi UMa	3.0040	4400.0	67	24481	No
69	GOM_NL__2PRFIN20061105_090416_000000342052_00379_24481_3235.N1	05-NOV-2006 09:04:16	Bright	33.500	96	68Del Leo	2.5600	9300.0	67	24481	No
70	GOM_NL__2PRFIN20061105_092417_000000352052_00379_24481_3236.N1	05-NOV-2006 09:24:17	Dark	34.500	113	Mu Vel	2.6920	5000.0	69	24481	No
71	GOM_NL__2PRFIN20061105_092939_000000342052_00380_24482_3223.N1	05-NOV-2006 09:29:39	Dark	34.000	46	Del Vel	1.9540	10600.	68	24482	No
72	GOM_NL__2PRFIN20061105_093057_000000392052_00380_24482_3224.N1	05-NOV-2006 09:30:57	Dark	38.500	34	Gam2Vel	1.7930	23000.	77	24482	No
73	GOM_NL__2PRFIN20061105_093613_000000512052_00380_24482_3225.N1	05-NOV-2006 09:36:13	Dark	51.000	2	Alp Car	-0.73600	7000.0	102	24482	No
74	GOM_NL__2PRFIN20061105_094603_000000352052_00380_24482_3226.N1	05-NOV-2006 09:46:03	Straylight	35.000	157	The1Eri	2.9060	9300.0	70	24482	No
75	GOM_NL__2PRFIN20061105_100428_000000322052_00380_24482_3227.N1	05-NOV-2006 10:04:28	Bright	32.000	105	6Bet Ari	2.6450	8900.0	64	24482	No
76	GOM_NL__2PRFIN20061105_100836_000000322052_00380_24482_3228.N1	05-NOV-2006 10:08:36	Bright	31.500	53	43Bet And	2.0480	3300.0	63	24482	No
77	GOM_NL__2PRFIN20061105_101049_000000332052_00380_24482_3229.N1	05-NOV-2006 10:10:49	Bright	33.000	73	57Gam1And	2.2600	13100.	66	24482	No
78	GOM_NL__2PRFIN20061105_101535_000000292052_00380_24482_3230.N1	05-NOV-2006 10:15:35	Bright	29.000	110	37Del Cas	2.6780	8900.0	58	24482	No
79	GOM_NL__2PRFIN20061105_102345_000000312052_00380_24482_3231.N1	05-NOV-2006 10:23:45	Bright	31.000	49	1Alp UMi	1.9900	6300.0	62	24482	No
80	GOM_NL__2PRFIN20061105_103148_000000312052_00380_24482_3232.N1	05-NOV-2006 10:31:48	Bright	31.000	36	50Alp UMa	1.8000	6300.0	62	24482	No
81	GOM_NL__2PRFIN20061105_103326_000000322052_00380_24482_3233.N1	05-NOV-2006 10:33:26	Bright	32.000	82	48Bet UMa	2.3650	10600.	64	24482	No
82	GOM_NL__2PRFIN20061105_103712_000000352052_00380_24482_3234.N1	05-NOV-2006 10:37:12	Bright	35.000	174	52Psi UMa	3.0040	4400.0	70	24482	No
83	GOM_NL__2PRFIN20061105_104452_000000342052_00380_24482_3235.N1	05-NOV-2006 10:44:52	Bright	33.500	96	68Del Leo	2.5600	9300.0	67	24482	No
84	GOM_NL__2PRFIN20061105_110453_000000382052_00380_24482_3236.N1	05-NOV-2006 11:04:53	Dark	38.000	113	Mu Vel	2.6920	5000.0	76	24482	No
85	GOM_NL__2PRFIN20061105_111016_000000382052_00381_24483_3223.N1	05-NOV-2006 11:10:16	Dark	37.500	46	Del Vel	1.9540	10600.	75	24483	No
86	GOM_NL__2PRFIN20061105_111134_000000412052_00381_24483_3224.N1	05-NOV-2006 11:11:34	Dark	40.500	34	Gam2Vel	1.7930	23000.	81	24483	No
87	GOM_NL__2PRFIN20061105_111650_000000492052_00381_24483_3225.N1	05-NOV-2006 11:16:50	Dark	48.500	2	Alp Car	-0.73600	7000.0	97	24483	No
88	GOM_NL__2PRFIN20061105_112639_000000322052_00381_24483_3226.N1	05-NOV-2006 11:26:39	Straylight	32.000	157	The1Eri	2.9060	9300.0	64	24483	No
89	GOM_NL__2PRFIN20061105_114504_000000322052_00381_24483_3227.N1	05-NOV-2006 11:45:04	Bright	32.000	105	6Bet Ari	2.6450	8900.0	64	24483	No
90	GOM_NL__2PRFIN20061105_114912_000000312052_00381_24483_3228.N1	05-NOV-2006 11:49:12	Bright	30.500	53	43Bet And	2.0480	3300.0	61	24483	No
91	GOM_NL__2PRFIN20061105_115124_000000312052_00381_24483_3229.N1	05-NOV-2006 11:51:24	Bright	30.500	73	57Gam1And	2.2600	13100.	61	24483	No
92	GOM_NL__2PRFIN20061105_115611_000000282052_00381_24483_3230.N1	05-NOV-2006 11:56:11	Bright	28.000	110	37Del Cas	2.6780	8900.0	56	24483	No
93	GOM_NL__2PRFIN20061105_120421_000000302052_00381_24483_3231.N1	05-NOV-2006 12:04:21	Bright	29.500	49	1Alp UMi	1.9900	6300.0	59	24483	No
94	GOM_NL__2PRFIN20061105_121224_000000322052_00381_24483_3232.N1	05-NOV-2006 12:12:24	Bright	31.500	36	50Alp UMa	1.8000	6300.0	63	24483	No
95	GOM_NL__2PRFIN20061105_121401_000000332052_00381_24483_3233.N1	05-NOV-2006 12:14:01	Bright	33.000	82	48Bet UMa	2.3650	10600.	66	24483	No
96	GOM_NL__2PRFIN20061105_121748_000000322052_00381_24483_3234.N1	05-NOV-2006 12:17:48	Bright	32.000	174	52Psi UMa	3.0040	4400.0	64	24483	No
97	GOM_NL__2PRFIN20061105_122528_000000462052_00381_24483_3235.N1	05-NOV-2006 12:25:28	Bright	46.000	96	68Del Leo	2.5600	9300.0	92	24483	No
98	GOM_NL__2PRFIN20061105_124530_000000372052_00381_24483_3236.N1	05-NOV-2006 12:45:30	Dark	37.000	113	Mu Vel	2.6920	5000.0	74	24483	No
99	GOM_NL__2PRFIN20061105_125052_000000362052_00382_24484_3223.N1	05-NOV-2006 12:50:52	Dark	36.000	46	Del Vel	1.9540	10600.	72	24484	No
100	GOM_NL__2PRFIN20061105_125210_000000412052_00382_24484_3224.N1	05-NOV-2006 12:52:10	Dark	40.500	34	Gam2Vel	1.7930	23000.	81	24484	No
101	GOM_NL__2PRFIN20061105_125726_000000422052_00382_24484_3225.N1	05-NOV-2006 12:57:26	Dark	42.000	2	Alp Car	-0.73600	7000.0	84	24484	No

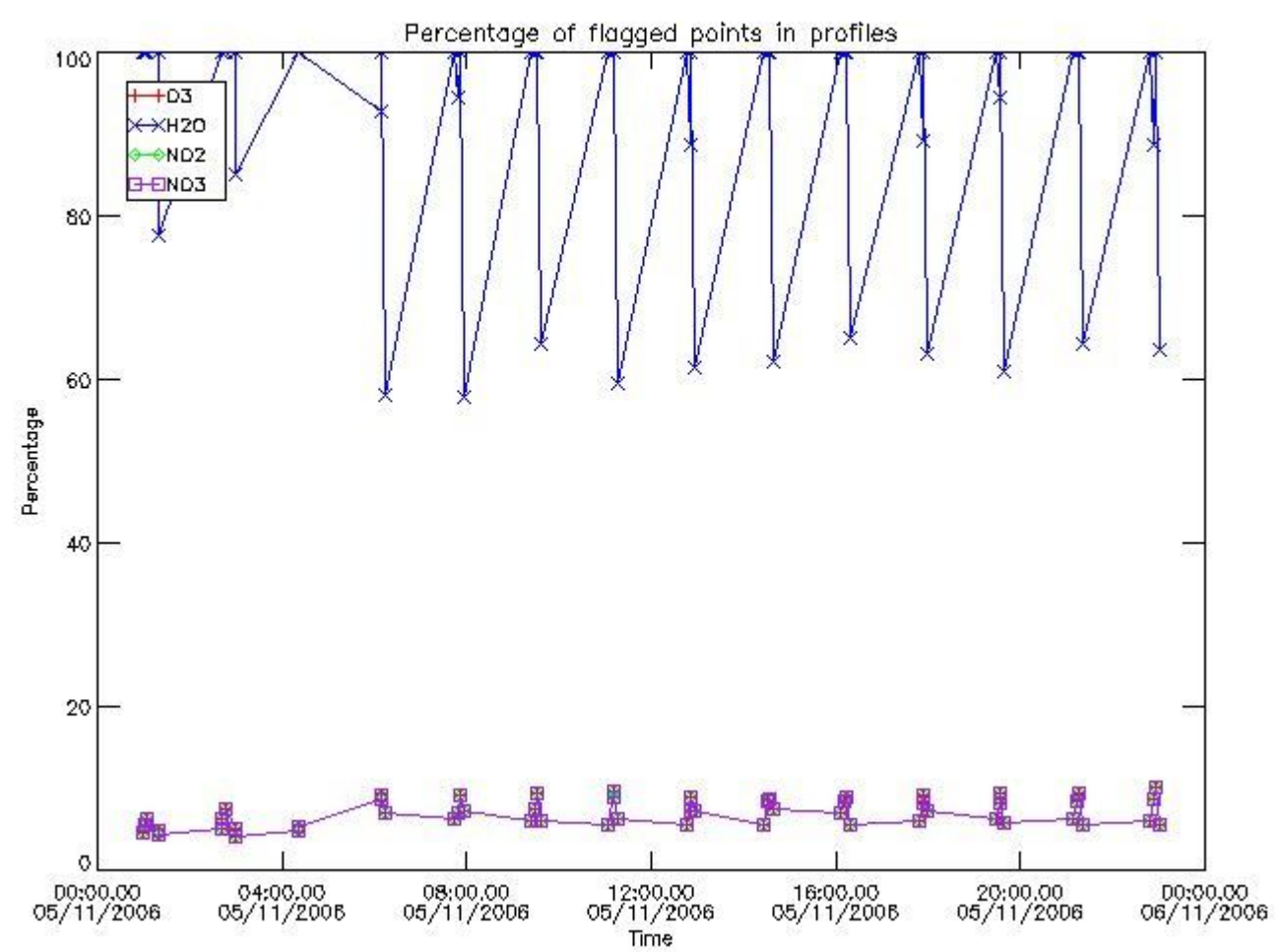
102	GOM_NL__2PRFIN20061105_130715_000000322052_00382_24484_3226.N1	05-NOV-2006 13:07:15	Straylight	32.000	157	The1Eri	2.9060	9300.0	64	24484	No
103	GOM_NL__2PRFIN20061105_132540_000000332052_00382_24484_3227.N1	05-NOV-2006 13:25:40	Bright	32.500	105	6Bet Ari	2.6450	8900.0	65	24484	No
104	GOM_NL__2PRFIN20061105_132948_000000322052_00382_24484_3228.N1	05-NOV-2006 13:29:48	Bright	31.500	53	43Bet And	2.0480	3300.0	63	24484	No
105	GOM_NL__2PRFIN20061105_133200_000000322052_00382_24484_3229.N1	05-NOV-2006 13:32:00	Bright	32.000	73	57Gam1And	2.2600	13100.	64	24484	No
106	GOM_NL__2PRFIN20061105_133647_000000292052_00382_24484_3230.N1	05-NOV-2006 13:36:47	Bright	28.500	110	37Del Cas	2.6780	8900.0	57	24484	No
107	GOM_NL__2PRFIN20061105_134457_000000312052_00382_24484_3231.N1	05-NOV-2006 13:44:57	Bright	30.500	49	1Alp UMi	1.9900	6300.0	61	24484	No
108	GOM_NL__2PRFIN20061105_135300_000000452052_00382_24484_3232.N1	05-NOV-2006 13:53:00	Bright	44.500	36	50Alp UMa	1.8000	6300.0	89	24484	No
109	GOM_NL__2PRFIN20061105_135437_000000332052_00382_24484_3233.N1	05-NOV-2006 13:54:37	Bright	33.000	82	48Bet UMa	2.3650	10600.	66	24484	No
110	GOM_NL__2PRFIN20061105_135824_000000342052_00382_24484_3234.N1	05-NOV-2006 13:58:24	Bright	33.500	174	52Psi UMa	3.0040	4400.0	67	24484	No
111	GOM_NL__2PRFIN20061105_140605_000000342052_00382_24484_3235.N1	05-NOV-2006 14:06:05	Bright	34.000	96	68Del Leo	2.5600	9300.0	68	24484	No
112	GOM_NL__2PRFIN20061105_142606_000000382052_00382_24484_3236.N1	05-NOV-2006 14:26:06	Dark	37.500	113	Mu Vel	2.6920	5000.0	75	24484	No
113	GOM_NL__2PRFIN20061105_143129_000000362052_00383_24485_3223.N1	05-NOV-2006 14:31:29	Dark	36.000	46	Del Vel	1.9540	10600.	72	24485	No
114	GOM_NL__2PRFIN20061105_143247_000000412052_00383_24485_3224.N1	05-NOV-2006 14:32:47	Dark	41.000	34	Gam2Vel	1.7930	23000.	82	24485	No
115	GOM_NL__2PRFIN20061105_143803_000000422052_00383_24485_3225.N1	05-NOV-2006 14:38:03	Dark	41.500	2	Alp Car	-0.73600	7000.0	83	24485	No
116	GOM_NL__2PRFIN20061105_144752_000000332052_00383_24485_3226.N1	05-NOV-2006 14:47:52	Straylight	32.500	157	The1Eri	2.9060	9300.0	65	24485	No
117	GOM_NL__2PRFIN20061105_150616_000000322052_00383_24485_3227.N1	05-NOV-2006 15:06:16	Bright	32.000	105	6Bet Ari	2.6450	8900.0	64	24485	No
118	GOM_NL__2PRFIN20061105_151024_000000312052_00383_24485_3228.N1	05-NOV-2006 15:10:24	Bright	31.000	53	43Bet And	2.0480	3300.0	62	24485	No
119	GOM_NL__2PRFIN20061105_151236_000000312052_00383_24485_3229.N1	05-NOV-2006 15:12:36	Bright	31.000	73	57Gam1And	2.2600	13100.	62	24485	No
120	GOM_NL__2PRFIN20061105_151723_000000302052_00383_24485_3230.N1	05-NOV-2006 15:17:23	Bright	29.500	110	37Del Cas	2.6780	8900.0	59	24485	No
121	GOM_NL__2PRFIN20061105_152533_000000302052_00383_24485_3231.N1	05-NOV-2006 15:25:33	Bright	30.000	49	1Alp UMi	1.9900	6300.0	60	24485	No
122	GOM_NL__2PRFIN20061105_153336_000000352052_00383_24485_3232.N1	05-NOV-2006 15:33:36	Bright	34.500	36	50Alp UMa	1.8000	6300.0	69	24485	No
123	GOM_NL__2PRFIN20061105_153513_000000312052_00383_24485_3233.N1	05-NOV-2006 15:35:13	Bright	31.000	82	48Bet UMa	2.3650	10600.	62	24485	No
124	GOM_NL__2PRFIN20061105_153900_000000312052_00383_24485_3234.N1	05-NOV-2006 15:39:00	Bright	31.000	174	52Psi UMa	3.0040	4400.0	62	24485	No
125	GOM_NL__2PRFIN20061105_154641_000000532052_00383_24485_3235.N1	05-NOV-2006 15:46:41	Bright	53.000	96	68Del Leo	2.5600	9300.0	106	24485	No
126	GOM_NL__2PRFIN20061105_160642_000000372052_00383_24485_3236.N1	05-NOV-2006 16:06:42	Dark	36.500	113	Mu Vel	2.6920	5000.0	73	24485	No
127	GOM_NL__2PRFIN20061105_161205_000000362052_00384_24486_3224.N1	05-NOV-2006 16:12:05	Dark	36.000	46	Del Vel	1.9540	10600.	72	24486	No
128	GOM_NL__2PRFIN20061105_161324_000000402052_00384_24486_3225.N1	05-NOV-2006 16:13:24	Dark	40.000	34	Gam2Vel	1.7930	23000.	80	24486	No
129	GOM_NL__2PRFIN20061105_161840_000000552052_00384_24486_3226.N1	05-NOV-2006 16:18:40	Dark	55.000	2	Alp Car	-0.73600	7000.0	110	24486	No
130	GOM_NL__2PRFIN20061105_162828_000000352052_00384_24486_3227.N1	05-NOV-2006 16:28:28	Straylight	34.500	157	The1Eri	2.9060	9300.0	69	24486	No
131	GOM_NL__2PRFIN20061105_164652_000000322052_00384_24486_3228.N1	05-NOV-2006 16:46:52	Bright	32.000	105	6Bet Ari	2.6450	8900.0	64	24486	No
132	GOM_NL__2PRFIN20061105_165100_000000322052_00384_24486_3229.N1	05-NOV-2006 16:51:00	Bright	32.000	53	43Bet And	2.0480	3300.0	64	24486	No
133	GOM_NL__2PRFIN20061105_165312_000000312052_00384_24486_3230.N1	05-NOV-2006 16:53:12	Bright	30.500	73	57Gam1And	2.2600	13100.	61	24486	No
134	GOM_NL__2PRFIN20061105_165759_000000302052_00384_24486_3231.N1	05-NOV-2006 16:57:59	Bright	29.500	110	37Del Cas	2.6780	8900.0	59	24486	No
135	GOM_NL__2PRFIN20061105_170609_000000292052_00384_24486_3232.N1	05-NOV-2006 17:06:09	Bright	29.000	49	1Alp UMi	1.9900	6300.0	58	24486	No
136	GOM_NL__2PRFIN20061105_171412_000000312052_00384_24486_3233.N1	05-NOV-2006 17:14:12	Bright	31.000	36	50Alp UMa	1.8000	6300.0	62	24486	No
137	GOM_NL__2PRFIN20061105_171549_000000332052_00384_24486_3234.N1	05-NOV-2006 17:15:49	Bright	32.500	82	48Bet UMa	2.3650	10600.	65	24486	No
138	GOM_NL__2PRFIN20061105_171936_000000352052_00384_24486_3235.N1	05-NOV-2006 17:19:36	Bright	35.000	174	52Psi UMa	3.0040	4400.0	70	24486	No
139	GOM_NL__2PRFIN20061105_172717_000000342052_00384_24486_3236.N1	05-NOV-2006 17:27:17	Bright	34.000	96	68Del Leo	2.5600	9300.0	68	24486	No
140	GOM_NL__2PRFIN20061105_174719_000000352052_00384_24486_3237.N1	05-NOV-2006 17:47:19	Dark	34.500	113	Mu Vel	2.6920	5000.0	69	24486	No
141	GOM_NL__2PRFIN20061105_175242_000000372052_00385_24487_3225.N1	05-NOV-2006 17:52:42	Dark	37.000	46	Del Vel	1.9540	10600.	74	24487	No
142	GOM_NL__2PRFIN20061105_175401_000000392052_00385_24487_3226.N1	05-NOV-2006 17:54:01	Dark	39.000	34	Gam2Vel	1.7930	23000.	78	24487	No
143	GOM_NL__2PRFIN20061105_175916_000000422052_00385_24487_3227.N1	05-NOV-2006 17:59:16	Dark	42.000	2	Alp Car	-0.73600	7000.0	84	24487	No
144	GOM_NL__2PRFIN20061105_180904_000000352052_00385_24487_3228.N1	05-NOV-2006 18:09:04	Straylight	34.500	157	The1Eri	2.9060	9300.0	69	24487	No
145	GOM_NL__2PRFIN20061105_182728_000000312052_00385_24487_3229.N1	05-NOV-2006 18:27:28	Bright	30.500	105	6Bet Ari	2.6450	8900.0	61	24487	No
146	GOM_NL__2PRFIN20061105_183136_000000322052_00385_24487_3230.N1	05-NOV-2006 18:31:36	Bright	31.500	53	43Bet And	2.0480	3300.0	63	24487	No
147	GOM_NL__2PRFIN20061105_183347_000000302052_00385_24487_3231.N1	05-NOV-2006 18:33:47	Bright	29.500	73	57Gam1And	2.2600	13100.	59	24487	No
148	GOM_NL__2PRFIN20061105_183835_000000302052_00385_24487_3232.N1	05-NOV-2006 18:38:35	Bright	30.000	110	37Del Cas	2.6780	8900.0	60	24487	No
149	GOM_NL__2PRFIN20061105_184645_000000302052_00385_24487_3233.N1	05-NOV-2006 18:46:45	Bright	30.000	49	1Alp UMi	1.9900	6300.0	60	24487	No
150	GOM_NL__2PRFIN20061105_185447_000000312052_00385_24487_3234.N1	05-NOV-2006 18:54:47	Bright	30.500	36	50Alp UMa	1.8000	6300.0	61	24487	No
151	GOM_NL__2PRFIN20061105_185625_000000342052_00385_24487_3235.N1	05-NOV-2006 18:56:25	Bright	34.000	82	48Bet UMa	2.3650	10600.	68	24487	No
152	GOM_NL__2PRFIN20061105_190012_000000352052_00385_24487_3236.N1	05-NOV-2006 19:00:12	Bright	34.500	174	52Psi UMa	3.0040	4400.0	69	24487	No
153	GOM_NL__2PRFIN20061105_190753_000000352052_00385_24487_3237.N1	05-NOV-2006 19:07:53	Bright	35.000	96	68Del Leo	2.5600	9300.0	70	24487	No
154	GOM_NL__2PRFIN20061105_192755_000000332052_00385_24487_3238.N1	05-NOV-2006 19:27:55	Dark	33.000	113	Mu Vel	2.6920	5000.0	66	24487	No
155	GOM_NL__2PRFIN20061105_193319_000000372052_00386_24488_3226.N1	05-NOV-2006 19:33:19	Dark	37.000	46	Del Vel	1.9540	10600.	74	24488	No
156	GOM_NL__2PRFIN20061105_193438_000000382052_00386_24488_3227.N1	05-NOV-2006 19:34:38	Dark	38.000	34	Gam2Vel	1.7930	23000.	76	24488	No
157	GOM_NL__2PRFIN20061105_193953_000000532052_00386_24488_3228.N1	05-NOV-2006 19:39:53	Dark	52.500	2	Alp Car	-0.73600	7000.0	105	24488	No
158	GOM_NL__2PRFIN20061105_194940_000000352052_00386_24488_3229.N1	05-NOV-2006 19:49:40	Straylight	35.000	157	The1Eri	2.9060	9300.0	70	24488	No
159	GOM_NL__2PRFIN20061105_200804_000000312052_00386_24488_3230.N1	05-NOV-2006 20:08:04	Bright	31.000	105	6Bet Ari	2.6450	8900.0	62	24488	No
160	GOM_NL__2PRFIN20061105_201212_000000322052_00386_24488_3231.N1	05-NOV-2006 20:12:12	Bright	32.000	53	43Bet And	2.0480	3300.0	64	24488	No

161	GOM_NL__2PRFIN20061105_201423_000000312052_00386_24488_3232.N1	05-NOV-2006 20:14:23	Bright	31.000	73	57Gam1And	2.2600	13100.	62	24488	No
162	GOM_NL__2PRFIN20061105_201911_000000302052_00386_24488_3233.N1	05-NOV-2006 20:19:11	Bright	29.500	110	37Del Cas	2.6780	8900.0	59	24488	No
163	GOM_NL__2PRFIN20061105_202721_000000312052_00386_24488_3234.N1	05-NOV-2006 20:27:21	Bright	30.500	49	1Alp UMi	1.9900	6300.0	61	24488	No
164	GOM_NL__2PRFIN20061105_203523_000000342052_00386_24488_3235.N1	05-NOV-2006 20:35:23	Bright	34.000	36	50Alp UMa	1.8000	6300.0	68	24488	No
165	GOM_NL__2PRFIN20061105_203701_000000322052_00386_24488_3236.N1	05-NOV-2006 20:37:01	Bright	31.500	82	48Bet UMa	2.3650	10600.	63	24488	No
166	GOM_NL__2PRFIN20061105_204048_000000332052_00386_24488_3237.N1	05-NOV-2006 20:40:48	Bright	32.500	174	52Psi UMa	3.0040	4400.0	65	24488	No
167	GOM_NL__2PRFIN20061105_204830_000000342052_00386_24488_3238.N1	05-NOV-2006 20:48:30	Bright	34.000	96	68Del Leo	2.5600	9300.0	68	24488	No
168	GOM_NL__2PRFIN20061105_210831_000000342052_00386_24488_3239.N1	05-NOV-2006 21:08:31	Dark	33.500	113	Mu Vel	2.6920	5000.0	67	24488	No
169	GOM_NL__2PRFIN20061105_211355_000000372052_00387_24489_3226.N1	05-NOV-2006 21:13:55	Dark	36.500	46	Del Vel	1.9540	10600.	73	24489	No
170	GOM_NL__2PRFIN20061105_211515_000000382052_00387_24489_3227.N1	05-NOV-2006 21:15:15	Dark	38.000	34	Gam2Vel	1.7930	23000.	76	24489	No
171	GOM_NL__2PRFIN20061105_212030_000000552052_00387_24489_3228.N1	05-NOV-2006 21:20:30	Dark	54.500	2	Alp Car	-0.73600	7000.0	109	24489	No
172	GOM_NL__2PRFIN20061105_213016_000000362052_00387_24489_3229.N1	05-NOV-2006 21:30:16	Straylight	36.000	157	The1Eri	2.9060	9300.0	72	24489	No
173	GOM_NL__2PRFIN20061105_214839_000000322052_00387_24489_3230.N1	05-NOV-2006 21:48:39	Bright	32.000	105	6Bet Ari	2.6450	8900.0	64	24489	No
174	GOM_NL__2PRFIN20061105_215248_000000322052_00387_24489_3231.N1	05-NOV-2006 21:52:48	Bright	31.500	53	43Bet And	2.0480	3300.0	63	24489	No
175	GOM_NL__2PRFIN20061105_215459_000000312052_00387_24489_3232.N1	05-NOV-2006 21:54:59	Bright	31.000	73	57Gam1And	2.2600	13100.	62	24489	No
176	GOM_NL__2PRFIN20061105_215946_000000302052_00387_24489_3233.N1	05-NOV-2006 21:59:46	Bright	30.000	110	37Del Cas	2.6780	8900.0	60	24489	No
177	GOM_NL__2PRFIN20061105_220757_000000312052_00387_24489_3234.N1	05-NOV-2006 22:07:57	Bright	30.500	49	1Alp UMi	1.9900	6300.0	61	24489	No
178	GOM_NL__2PRFIN20061105_221559_000000342052_00387_24489_3235.N1	05-NOV-2006 22:15:59	Bright	34.000	36	50Alp UMa	1.8000	6300.0	68	24489	No
179	GOM_NL__2PRFIN20061105_221736_000000342052_00387_24489_3236.N1	05-NOV-2006 22:17:36	Bright	33.500	82	48Bet UMa	2.3650	10600.	67	24489	No
180	GOM_NL__2PRFIN20061105_222124_000000342052_00387_24489_3237.N1	05-NOV-2006 22:21:24	Bright	33.500	174	52Psi UMa	3.0040	4400.0	67	24489	No
181	GOM_NL__2PRFIN20061105_222906_000000362052_00387_24489_3238.N1	05-NOV-2006 22:29:06	Bright	35.500	96	68Del Leo	2.5600	9300.0	71	24489	No
182	GOM_NL__2PRFIN20061105_224908_000000352052_00387_24489_3239.N1	05-NOV-2006 22:49:08	Dark	34.500	113	Mu Vel	2.6920	5000.0	69	24489	No
183	GOM_NL__2PRFIN20061105_225432_000000362052_00388_24490_3246.N1	05-NOV-2006 22:54:32	Dark	35.500	46	Del Vel	1.9540	10600.	71	24490	No
184	GOM_NL__2PRFIN20061105_225552_000000402052_00388_24490_3247.N1	05-NOV-2006 22:55:52	Dark	40.000	34	Gam2Vel	1.7930	23000.	80	24490	No
185	GOM_NL__2PRFIN20061105_230106_000000562052_00388_24490_3248.N1	05-NOV-2006 23:01:06	Dark	55.500	2	Alp Car	-0.73600	7000.0	111	24490	No
186	GOM_NL__2PRFIN20061105_231052_000000342052_00388_24490_3249.N1	05-NOV-2006 23:10:52	Straylight	34.000	157	The1Eri	2.9060	9300.0	68	24490	No

3. Quality information per product

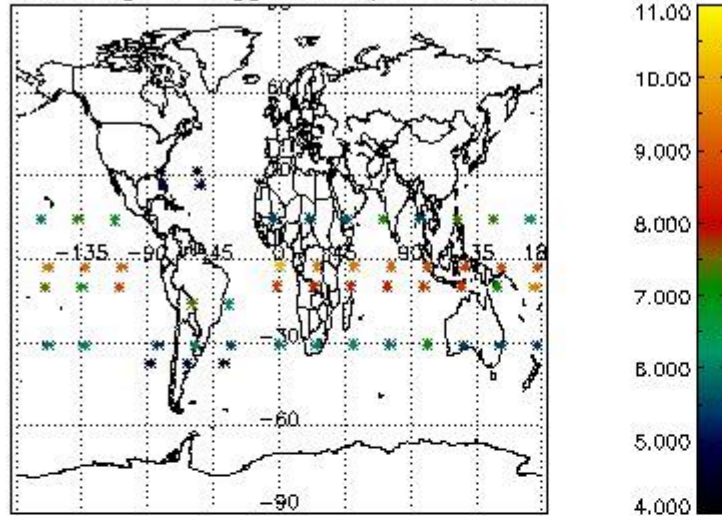
In this section it is plotted some information contained in the Quality Summary data set of the level 2 products. Only products in dark limb conditions and without errors (error flag in the MPH set to "0") are used.

3.1 Plot quality information per product (time dependant)

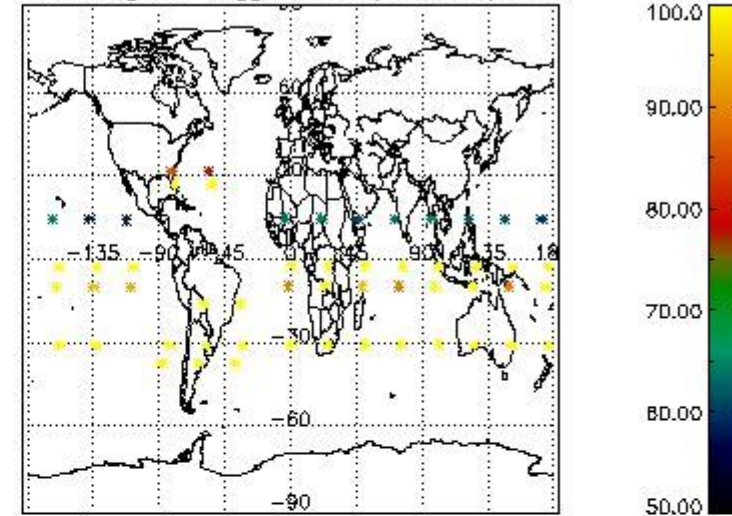


3.2 Plot quality information per product (world map)

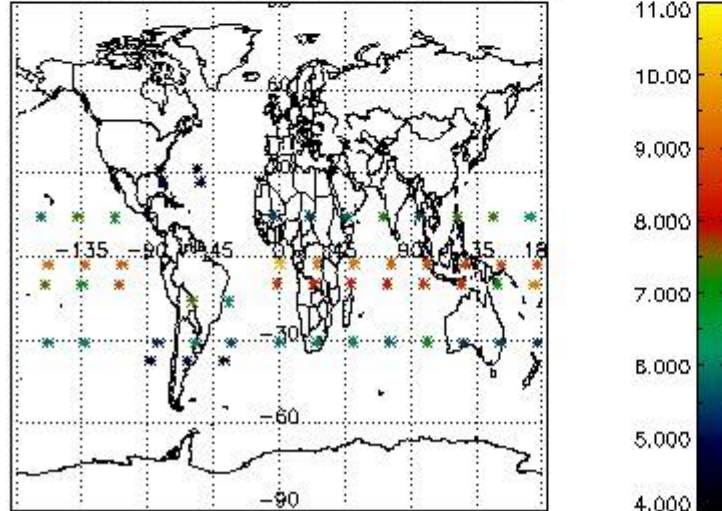
Percentage of flagged data per O3 profile



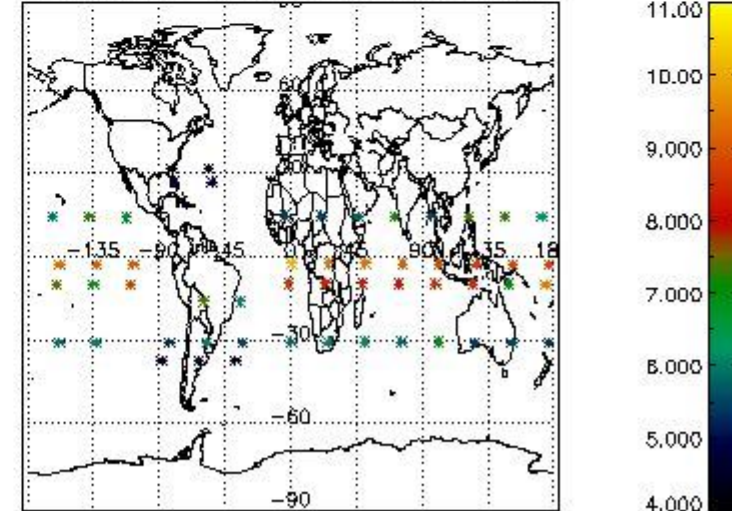
Percentage of flagged data per H2O profile



Percentage of flagged data per NO2 profile



Percentage of flagged data per NO3 profile

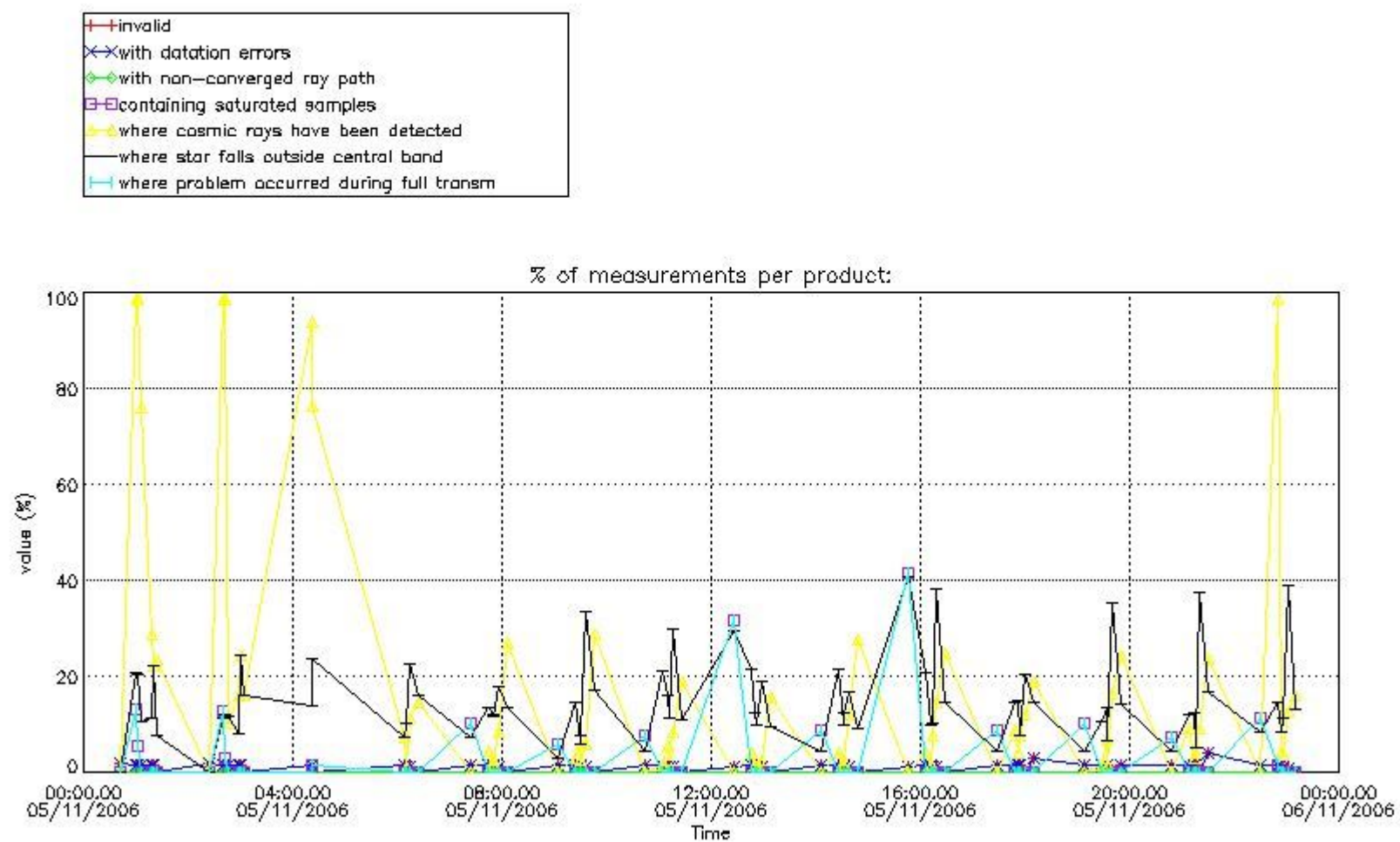


4. Level 1 quality information per product

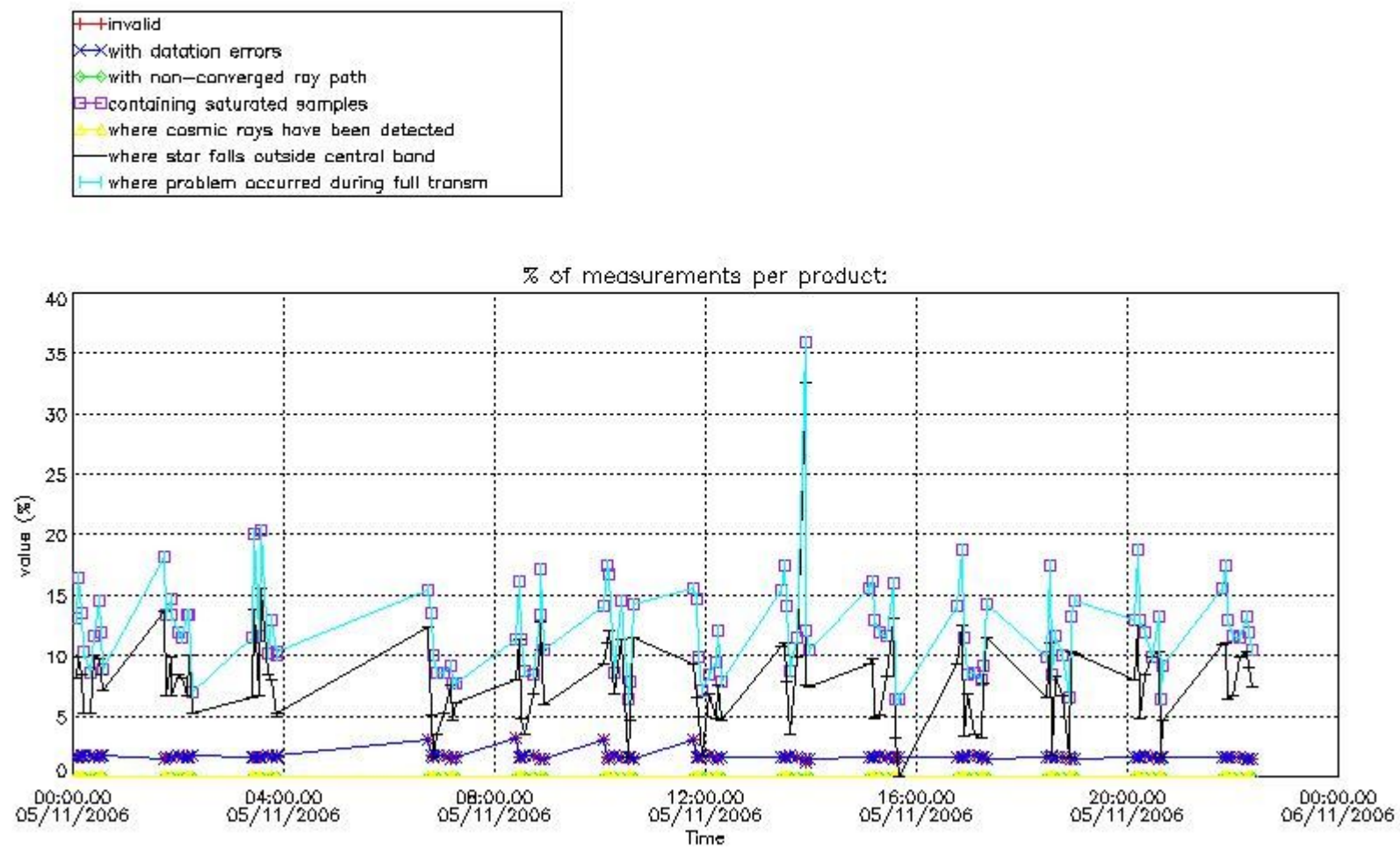
In this section it is plotted some information contained in the Quality Summary data set of the level 2 products that comes from the level 1b processing. Products without errors (error flag in the MPH set to "0") are used.

4.1 Plot quality information per product (time dependant) coming from level 1b processing

4.1.1 Plot level 1 quality information per product (time dependant): ENVISAT ASCENDING passes



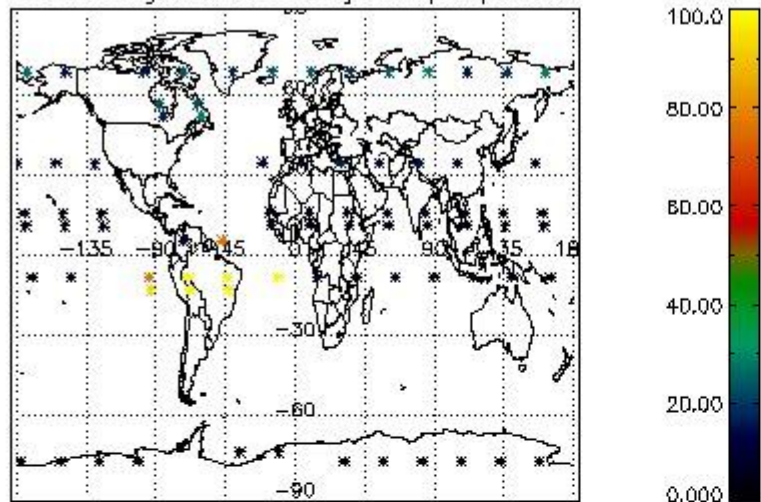
4.1.2 Plot level 1 quality information per product (time dependant): ENVI SAT DESCENDING passes



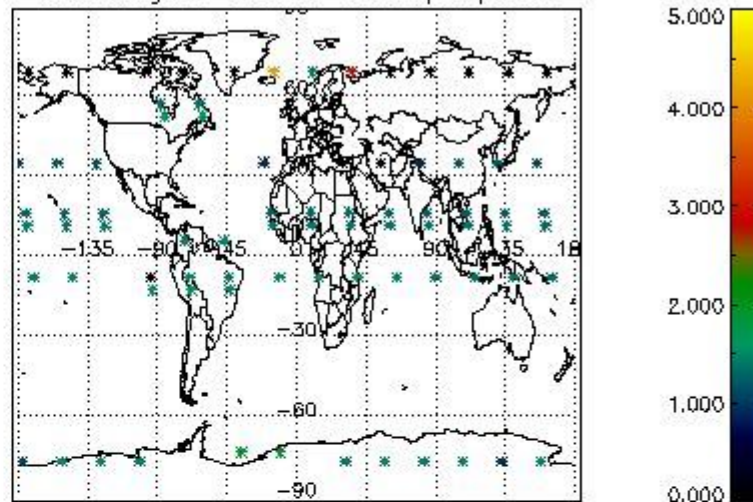
4.2 Plot quality information per product coming from level 1b processing (world map)

4.2.1 Plot level 1 quality information per product (world map): ENVISAT ASCENDING passes

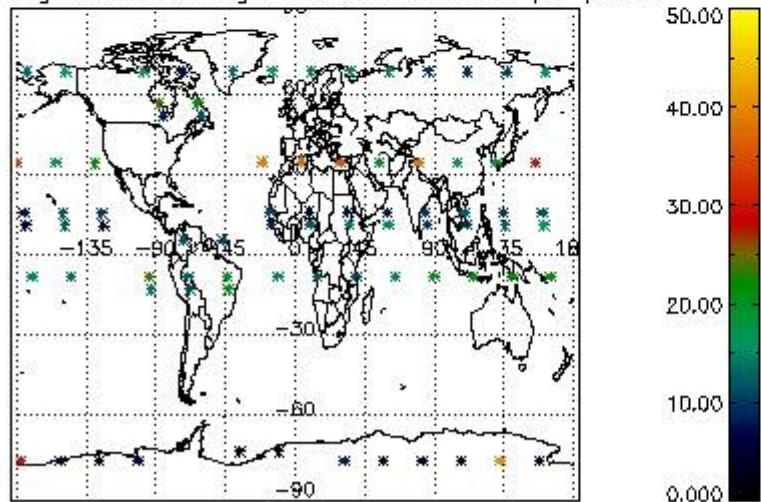
Percentage of cosmic ray hits per profile



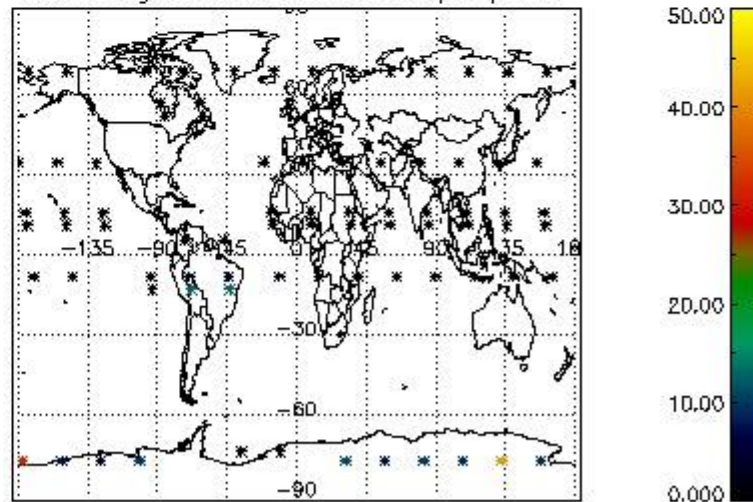
Percentage of datation errors per profile



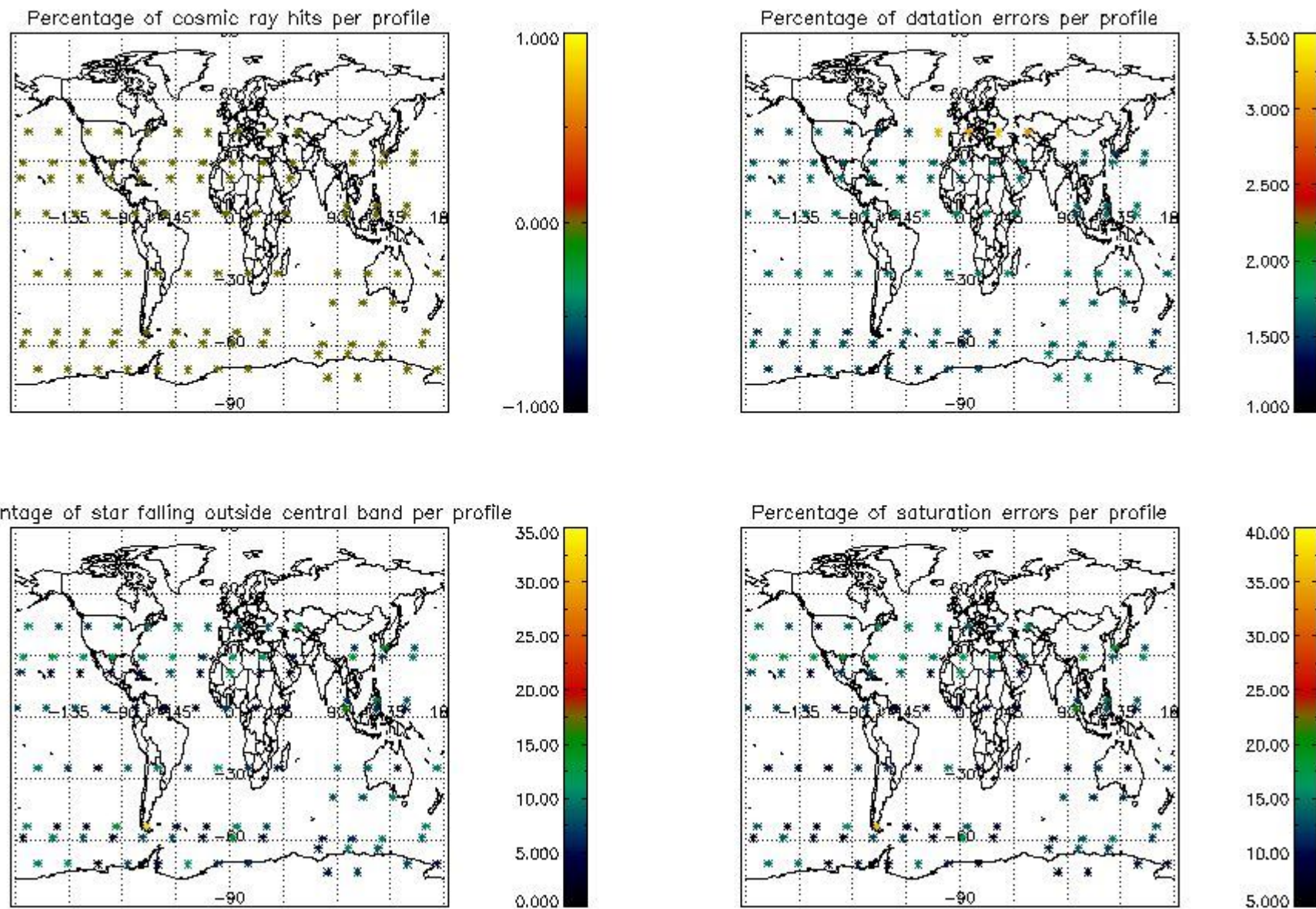
Percentage of star falling outside central band per profile



Percentage of saturation errors per profile



4.2.2 Plot level 1 quality information per product (world map): ENVISAT DESCENDING passes



5. Trace gas profiles

5.1 Ozone statistics based on quality of products

The final quality of the products can be "measured" using the STD (Standard Deviation) attached to every point profile. This information is written to the parameter GOM_NL__2P/NL_LOCAL_SPECIES_DENSITY/o3_std of the level 2 products. The table below shows the statistics for given STD ranges.

The statistics are given with respect to the overall valid production:

- Products without fatal errors: GOM_NL__2P/MPH/PRODUCT_ERR=0
- Valid point profile: GOM_NL__2P/NL_LOCAL_SPECIES_DENSITY/pcd(0)=0

The 'Criteria' is applied to valid points of dark limb products:

- Products in dark limb illumination condition: GOM_NL__2P/NL_SUMMARY_QUALITY/obs_ill_cond=0
- Products without fatal errors: GOM_NL__2P/MPH/PRODUCT_ERR=0
- Valid point profile: GOM_NL__2P/NL_LOCAL_SPECIES_DENSITY/pcd(0)=0

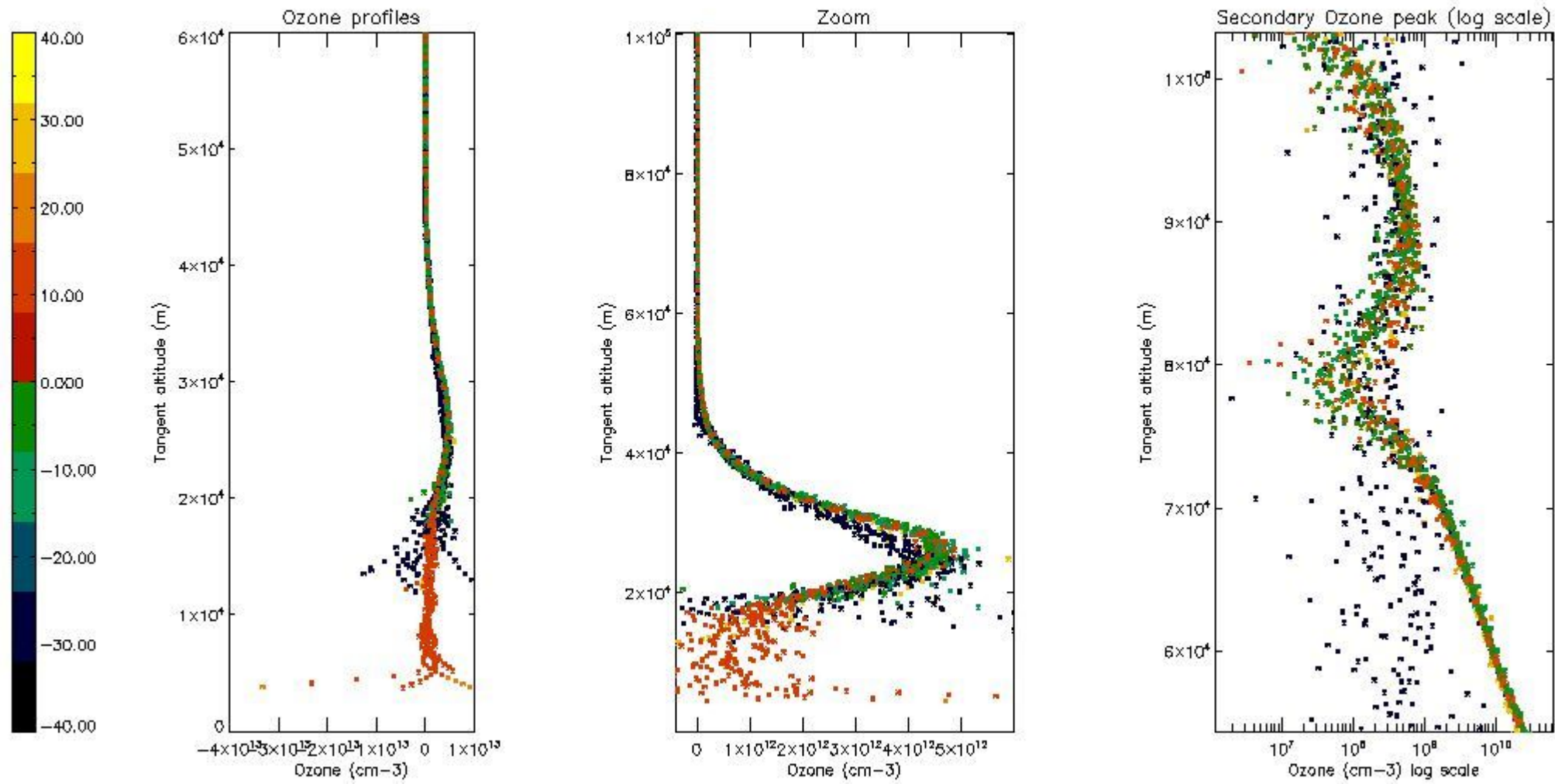
So, the table below shows the percentage of dark limb and valid observations for each criteria with respect to the overall valid daily observations.

Criteria	% of total production
All STD	34
STD < 20	23

STD < 10	18
STD < 5	15

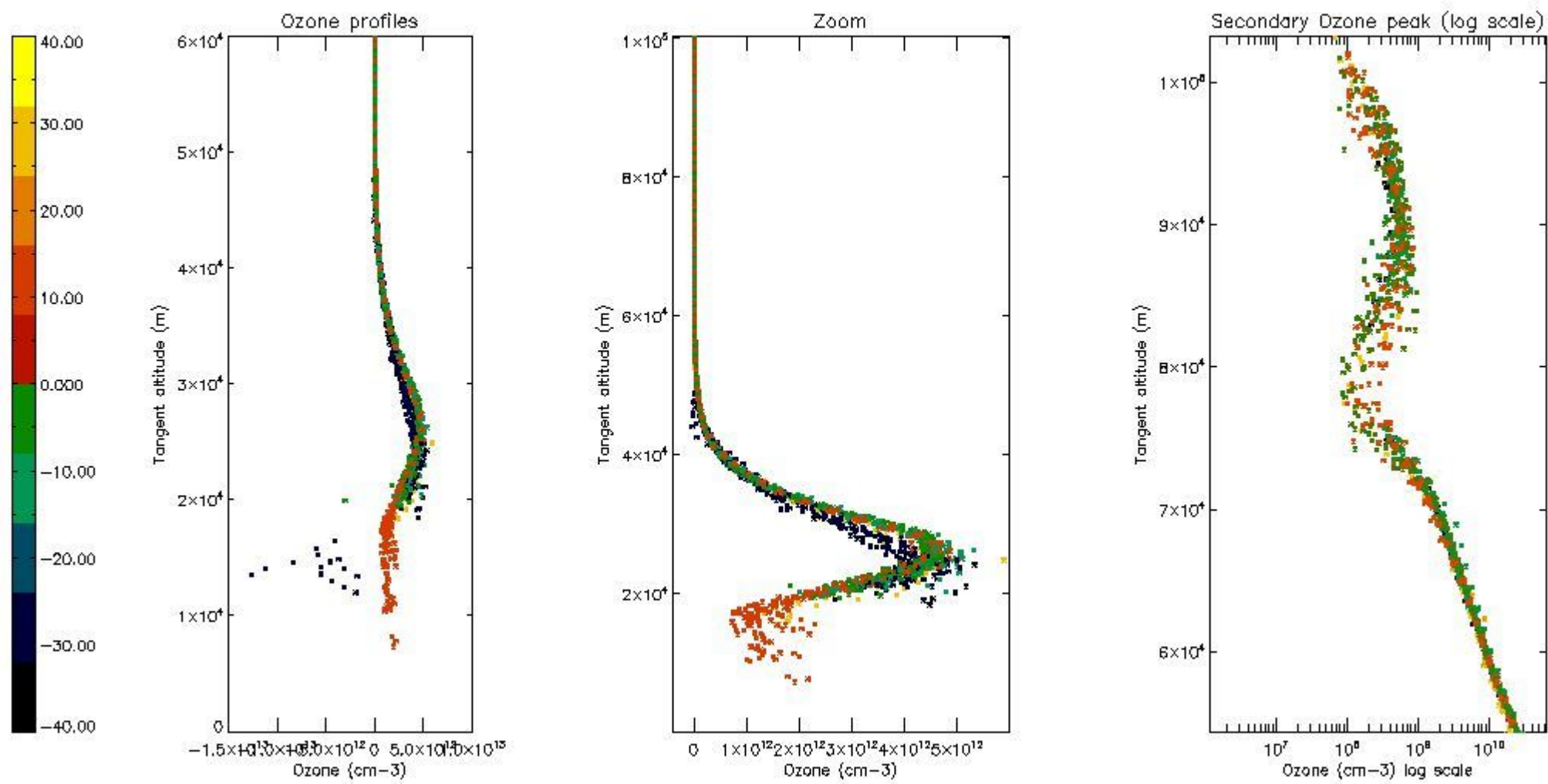
5.2 Plot ozone profiles for all STD (dark without errors)

The colorbar represents the latitude.



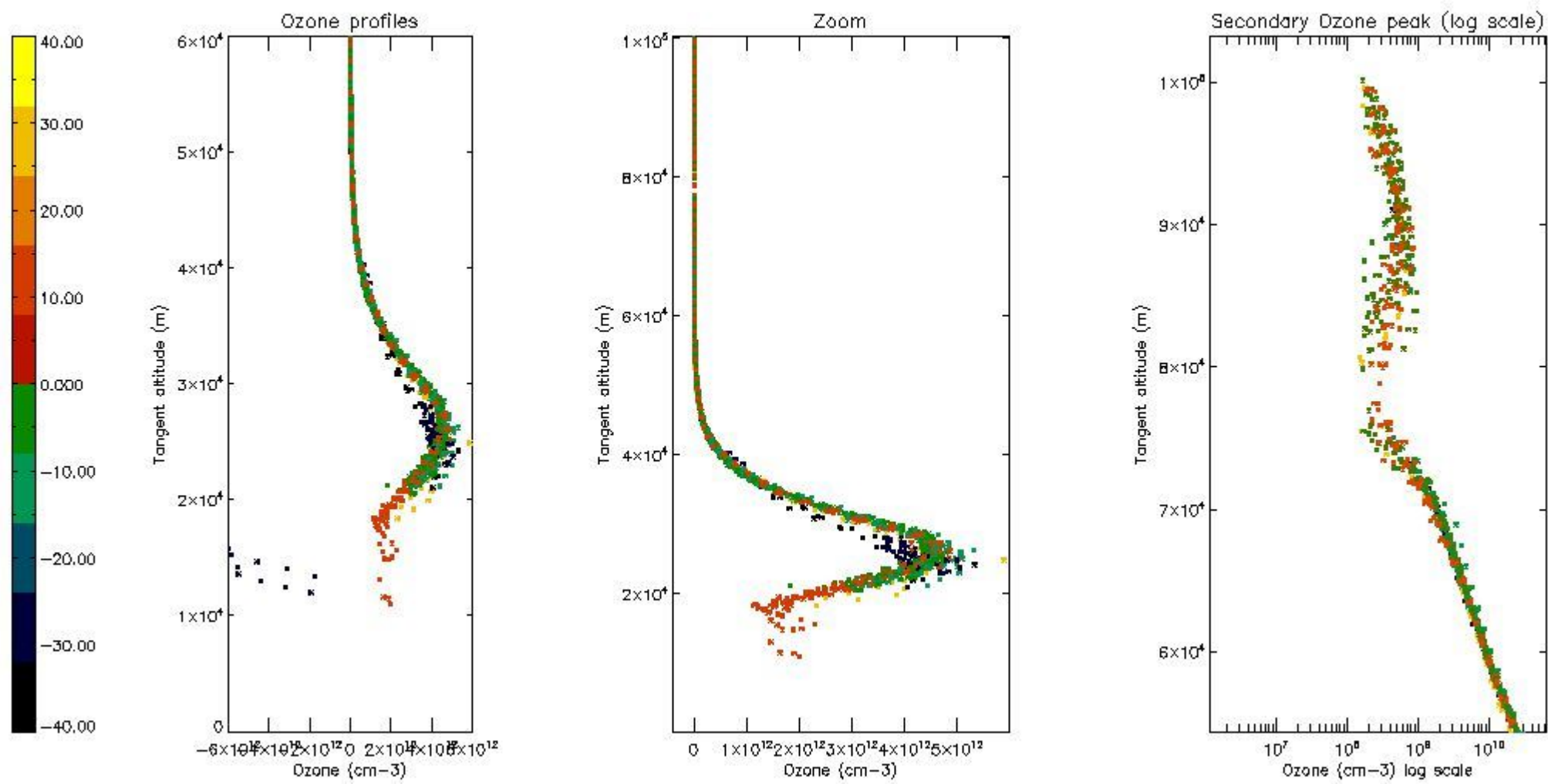
5.3 Plot ozone profiles where STD < 20% (dark without errors)

The colorbar represents the latitude.



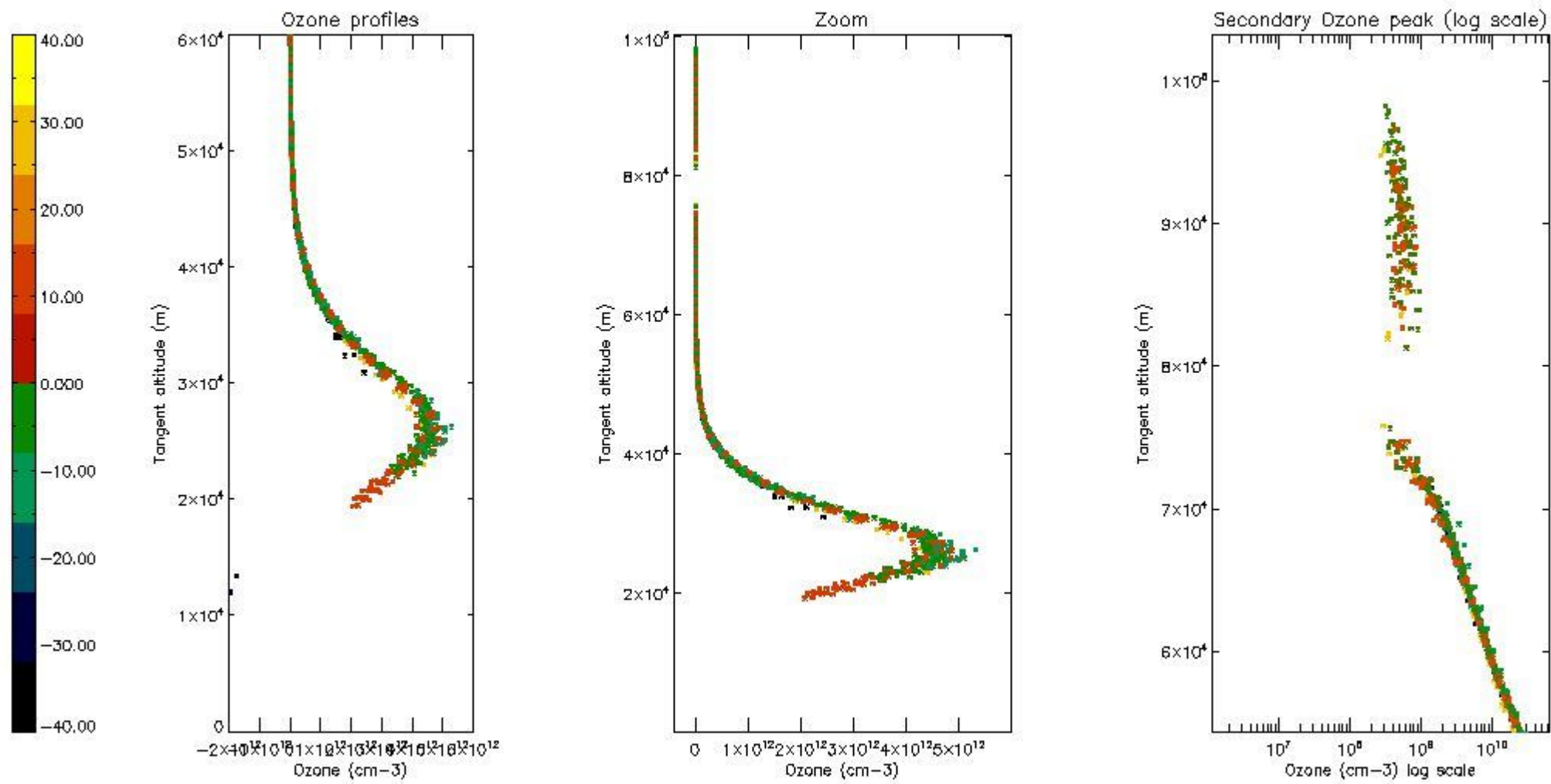
5.4 Plot ozone profiles where STD < 10% (dark without errors)

The colorbar represents the latitude.



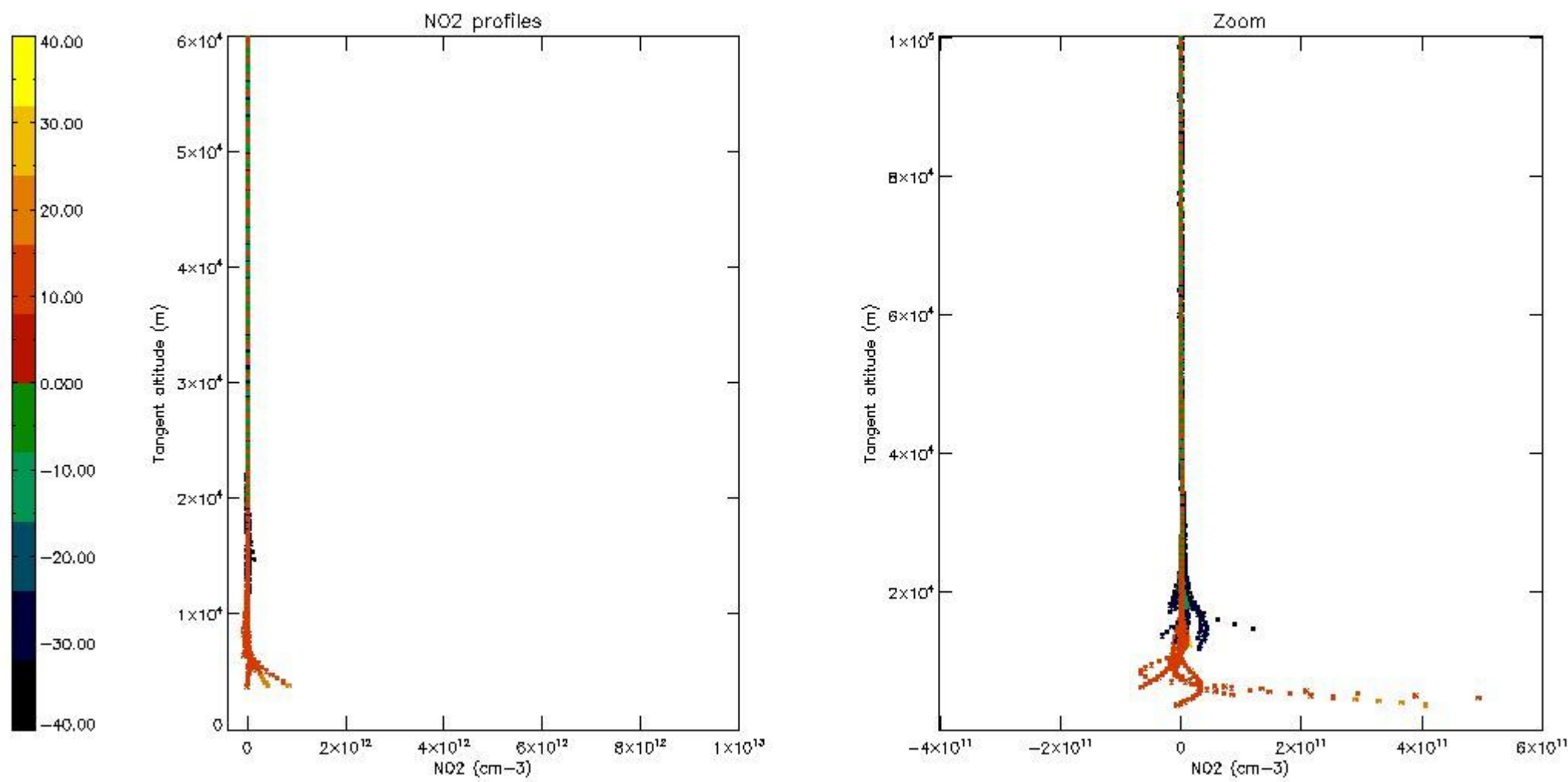
5.5 Plot ozone profiles where STD < 5% (dark without errors)

The colorbar represents the latitude.



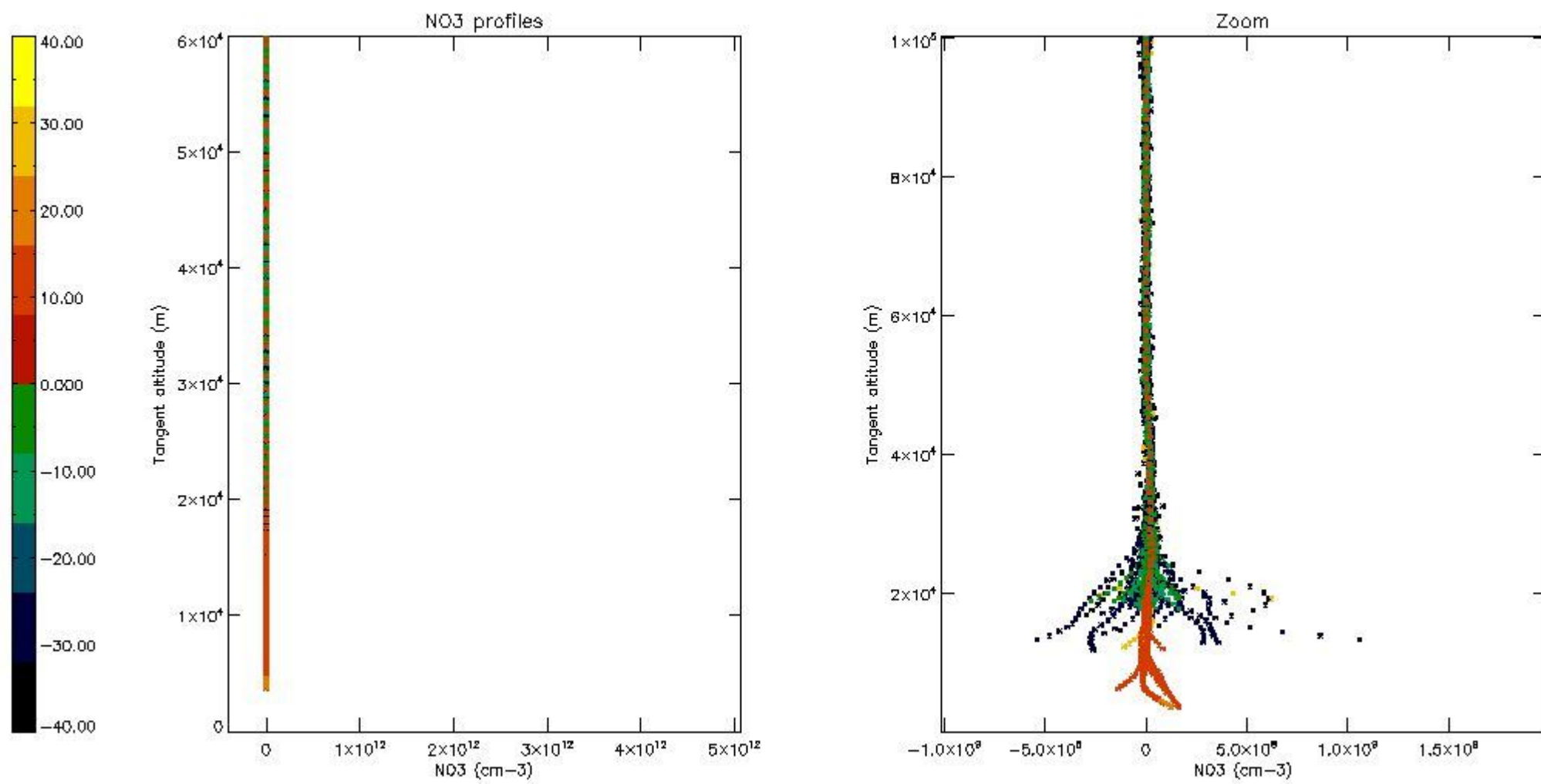
5.6 Plot NO₂ profiles for all STD (dark without errors)

The colorbar represents the latitude.



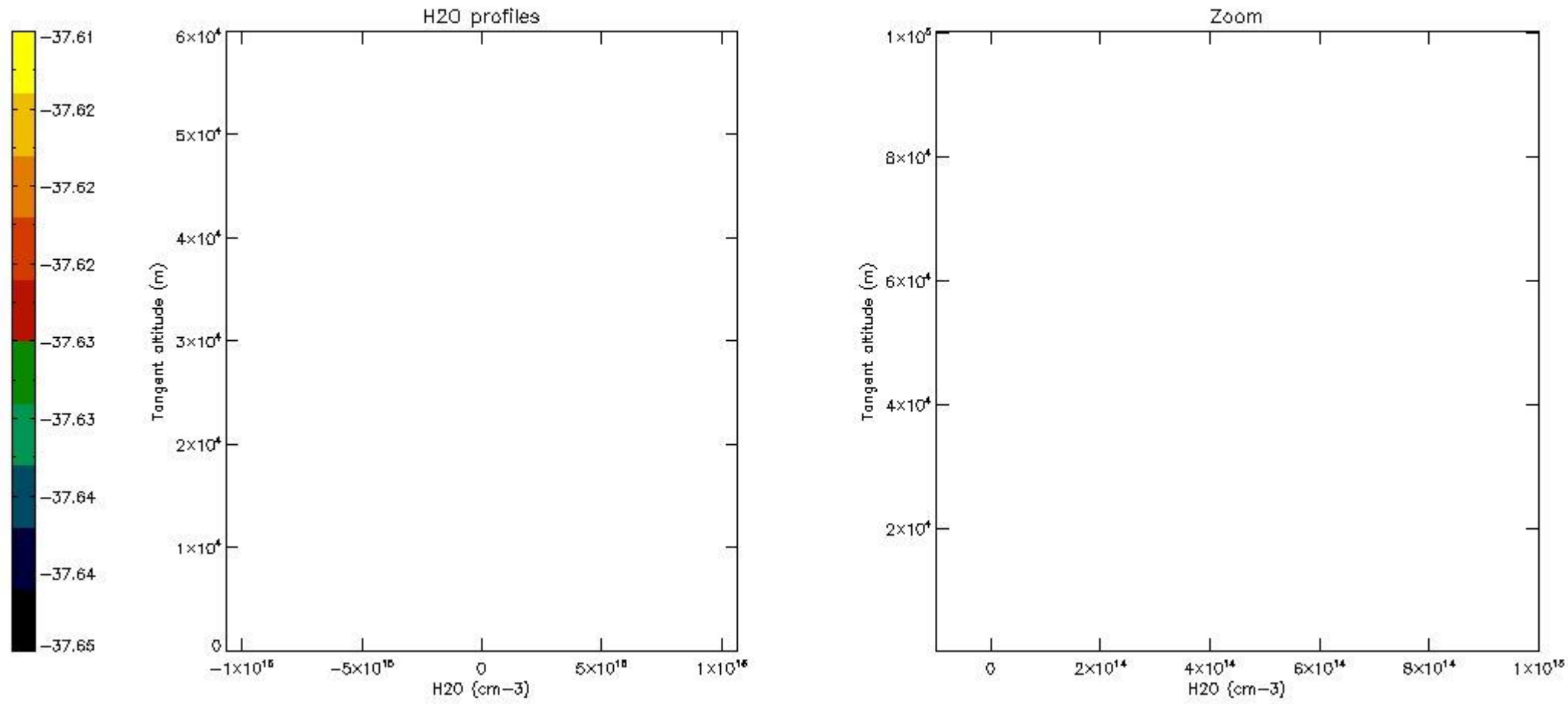
5.7 Plot NO3 profiles for all STD (dark without errors)

The colorbar represents the latitude.



5.8 Plot H2O profiles for all STD (only for occultations of stars 1,2,3,4,13,14,16,26,63 dark without errors)

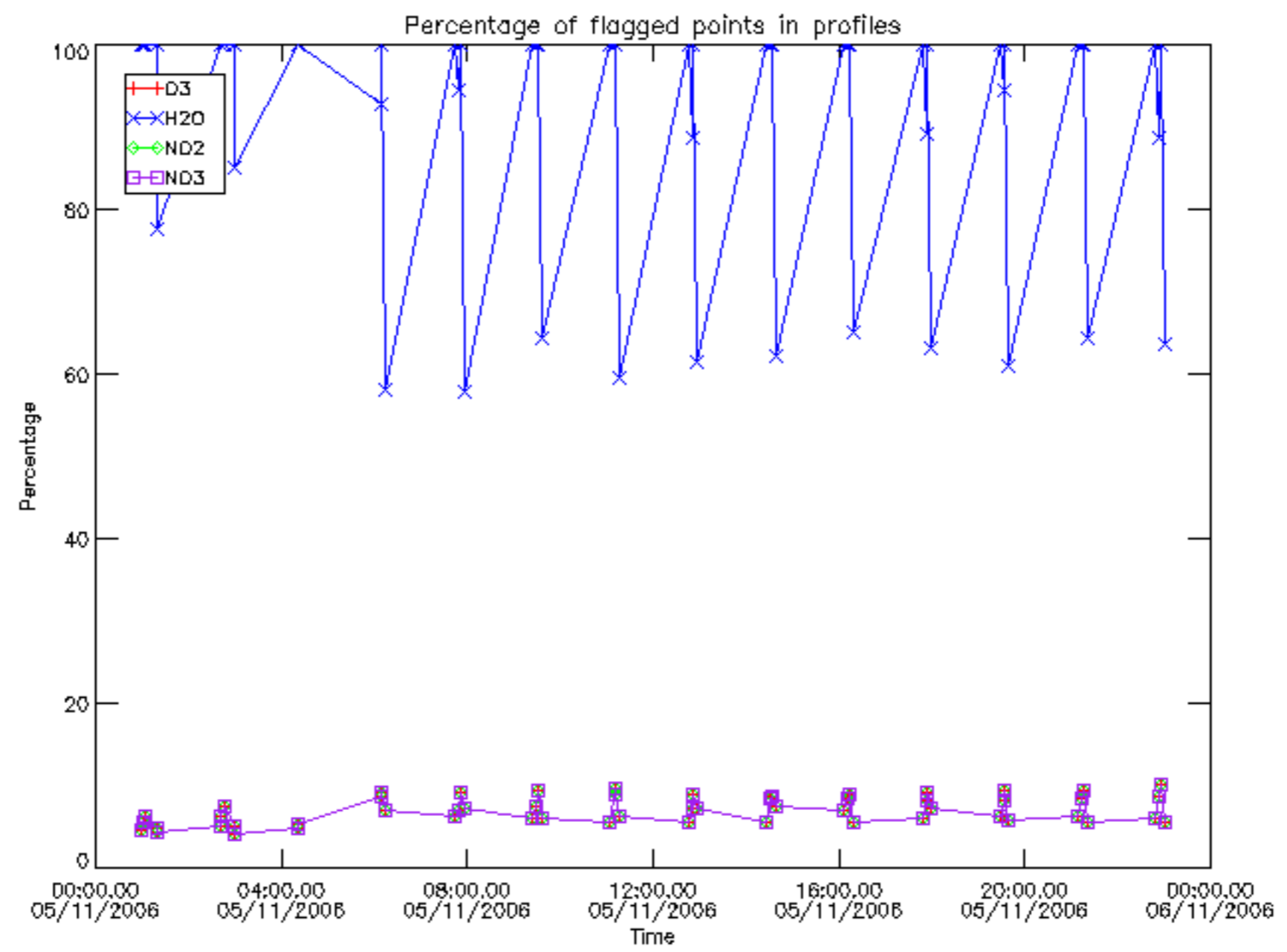
The colorbar represents the latitude.



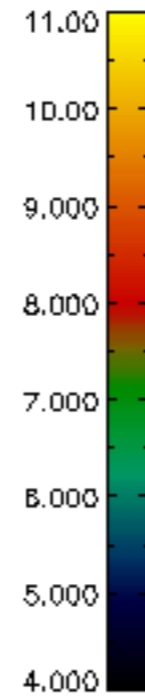
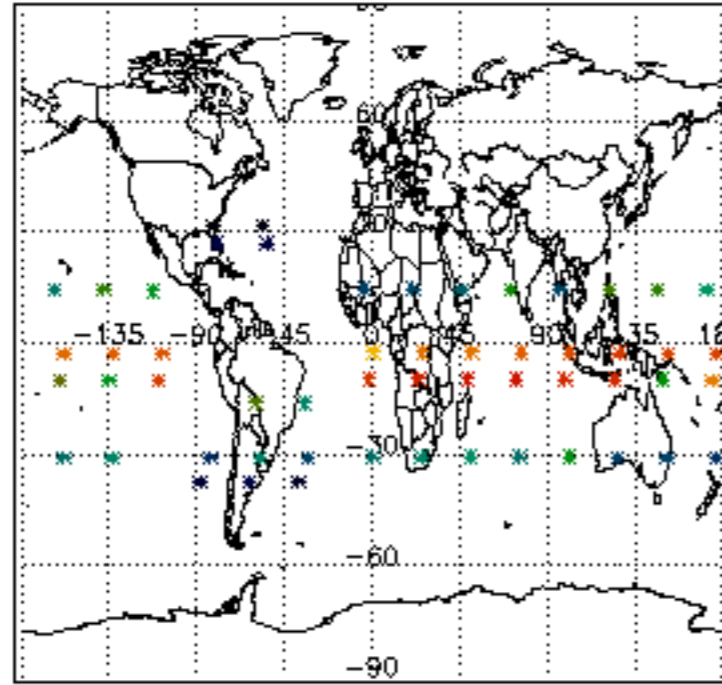
6. Auxiliary Data Files used for the production reported in section 2

The number reported in the third column indicates since which file (see list in section 2) the corresponding auxiliary file has been used. The fourth column is the date of those product files.

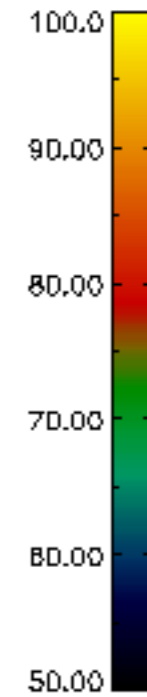
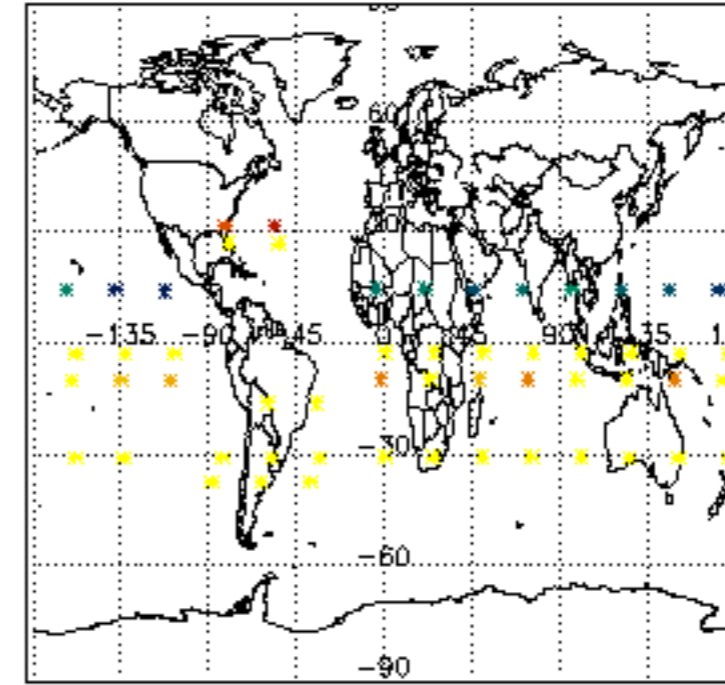
Type	Auxiliary Filename	Used since product	Used since product date
INST_PHYS_CHARACTERISTICS	GOM_INS_AXVIEC20091111_143220_20030716_120000_20500101_000000	1	05-NOV-2006 00:03:46
LEVEL-2_PROC_CONFIG	GOM_PR2_AXVIEC20091111_152718_20020301_000000_20500101_000000	1	05-NOV-2006 00:03:46
CROSS_SECTIONS_FILE	GOM_CRS_AXVIEC20091111_154832_20020301_000000_20500101_000000	1	05-NOV-2006 00:03:46



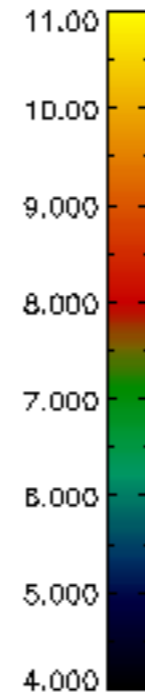
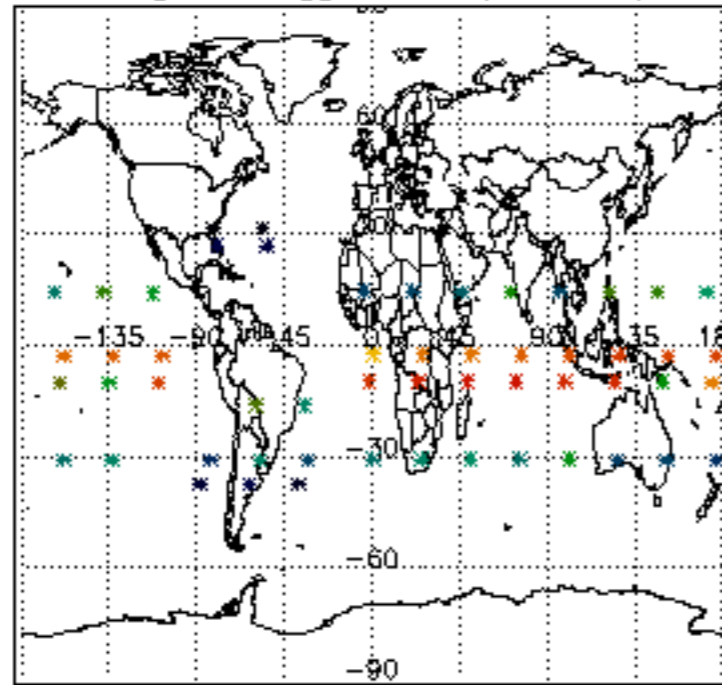
Percentage of flagged data per D3 profile



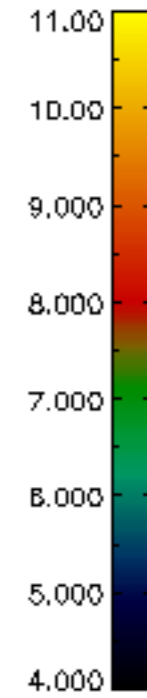
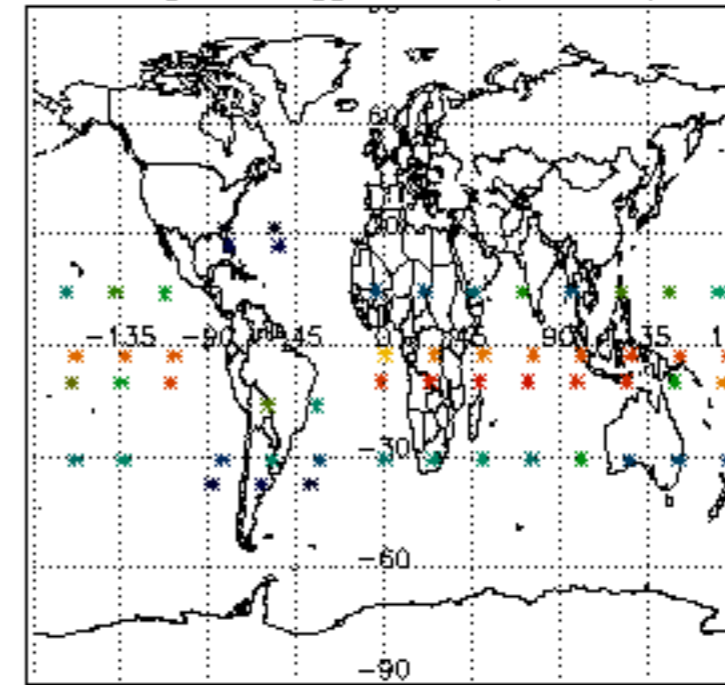
Percentage of flagged data per H2O profile

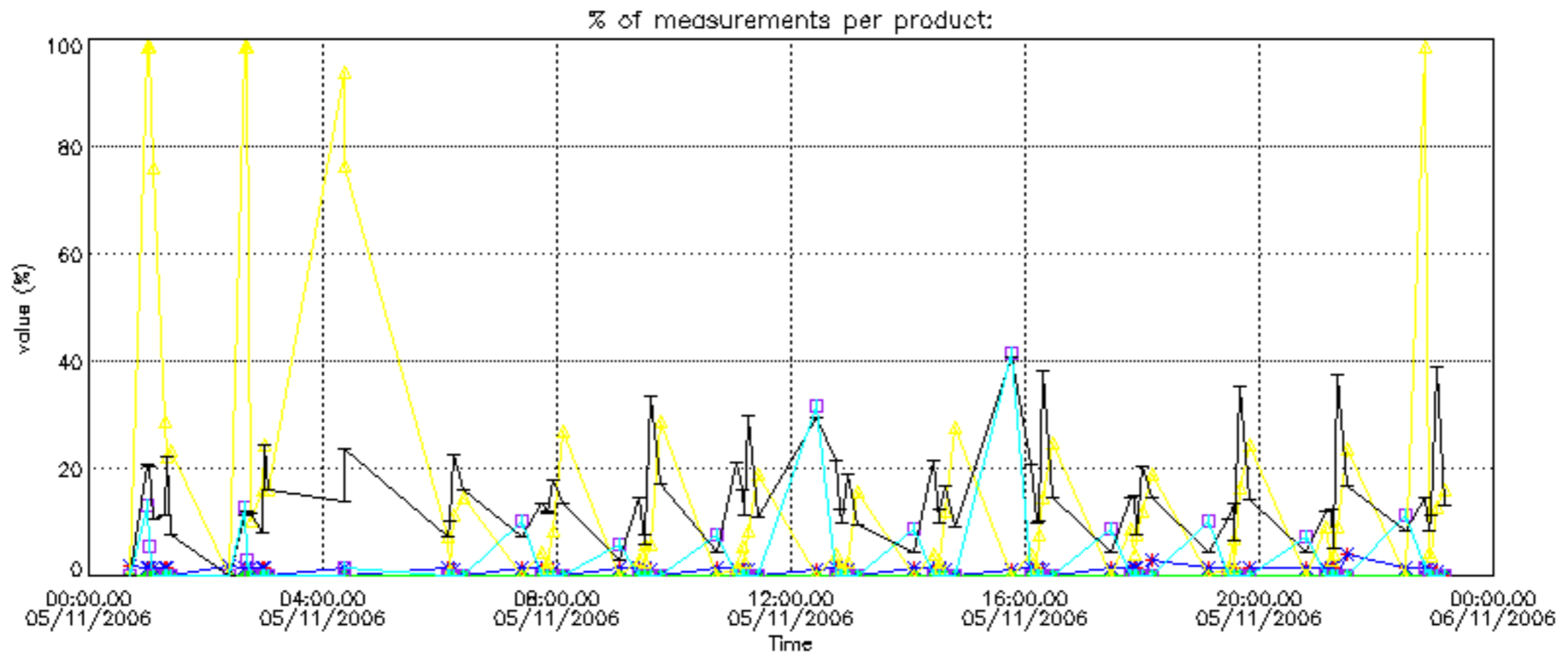


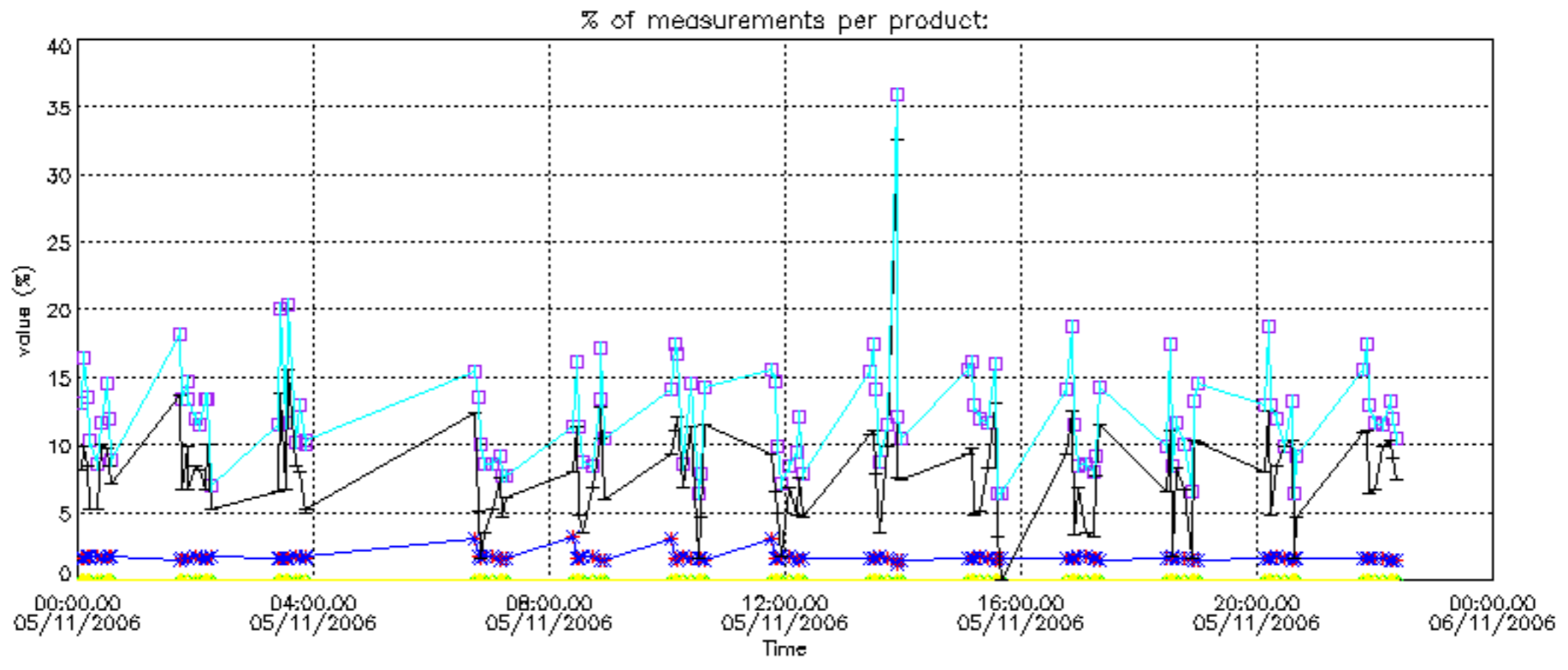
Percentage of flagged data per NO2 profile



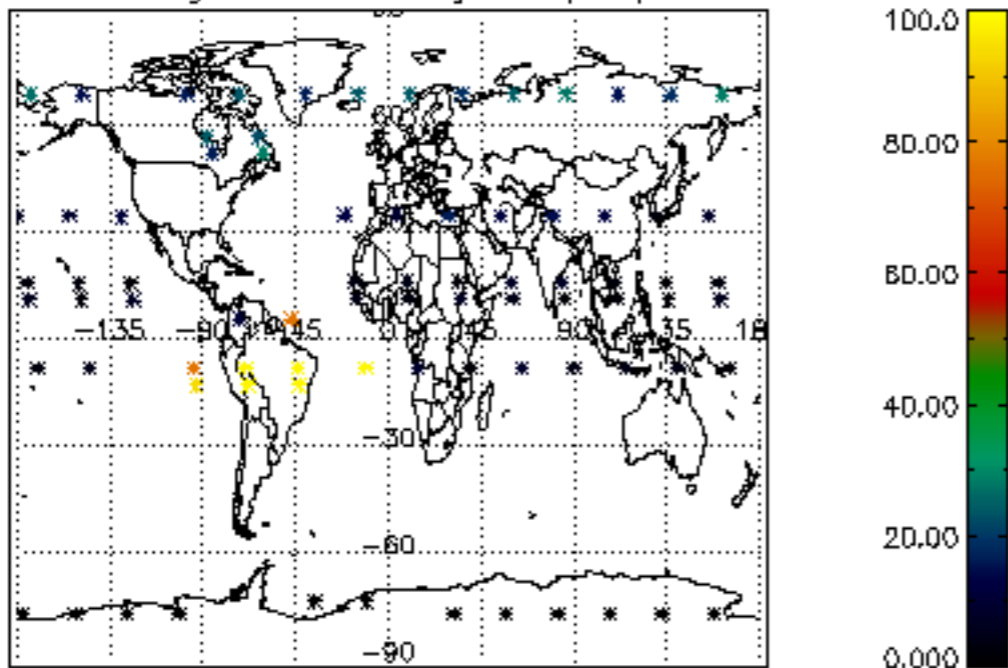
Percentage of flagged data per NO3 profile



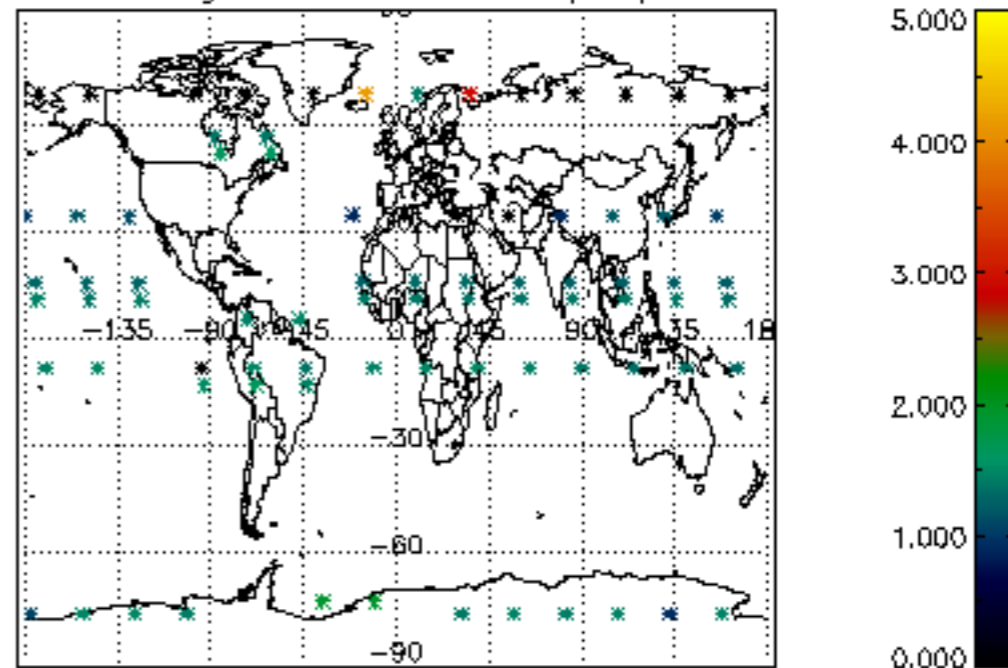




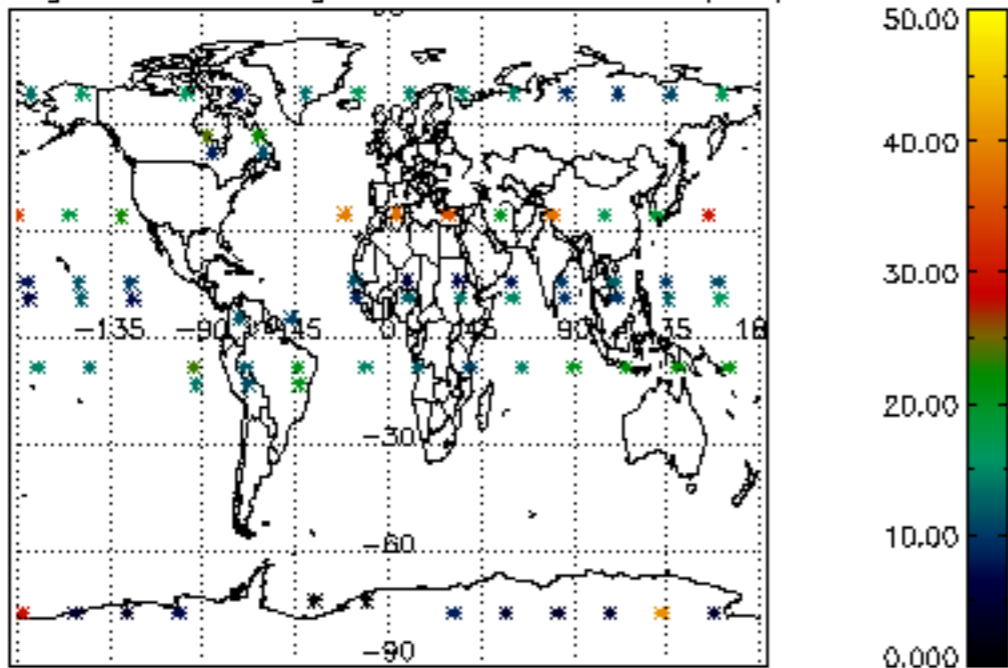
Percentage of cosmic ray hits per profile



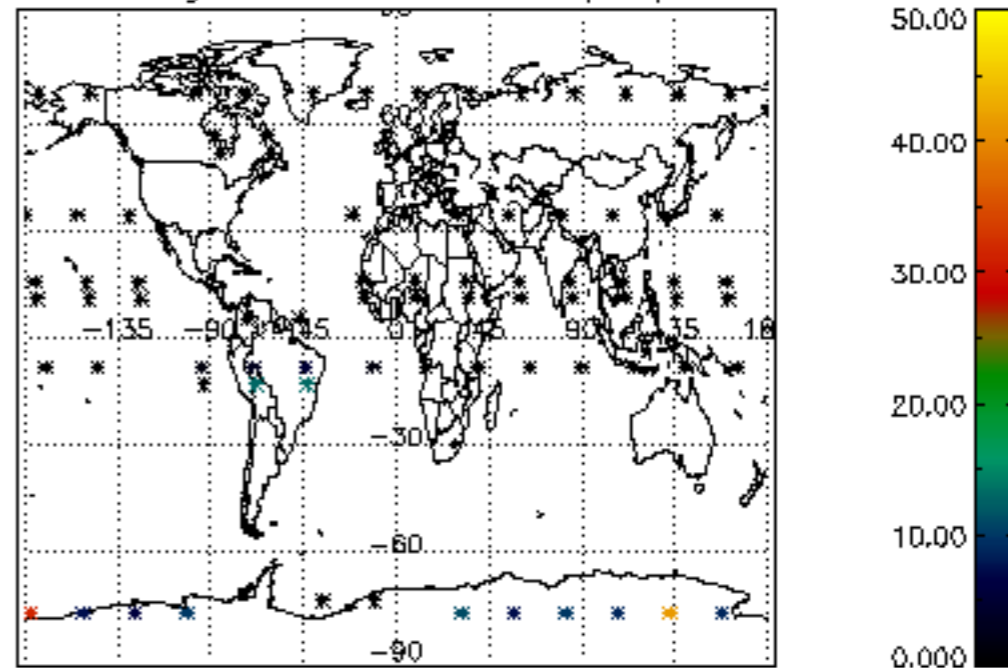
Percentage of datation errors per profile



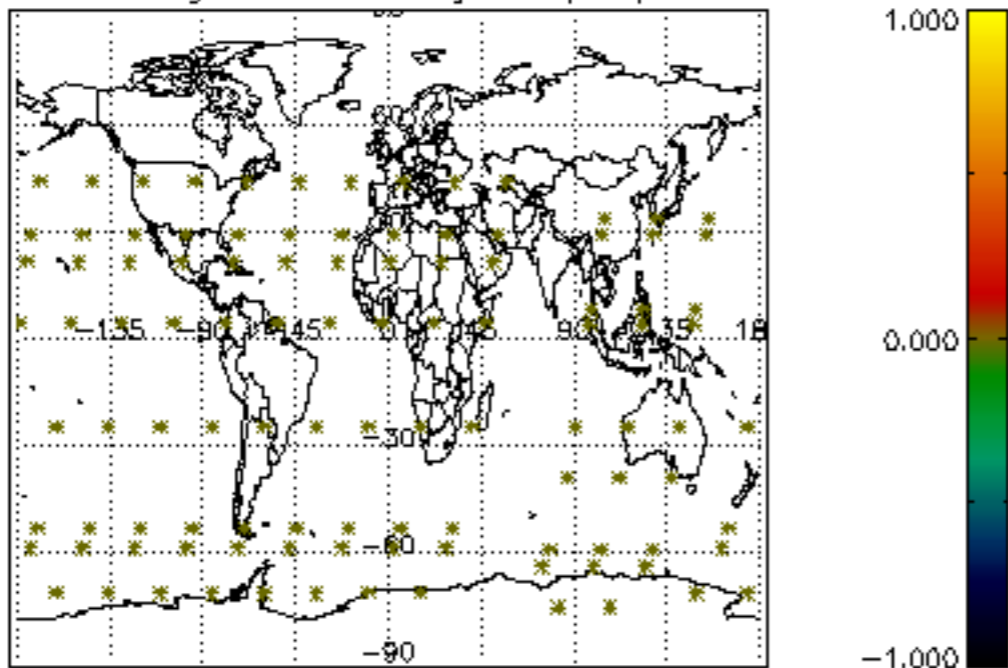
Percentage of star falling outside central band per profile



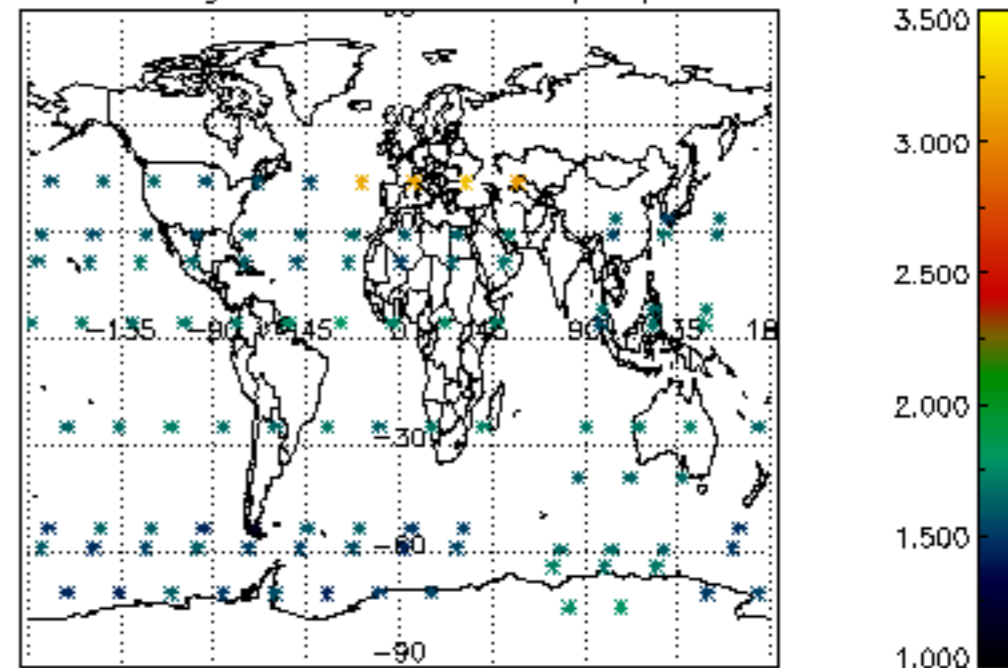
Percentage of saturation errors per profile



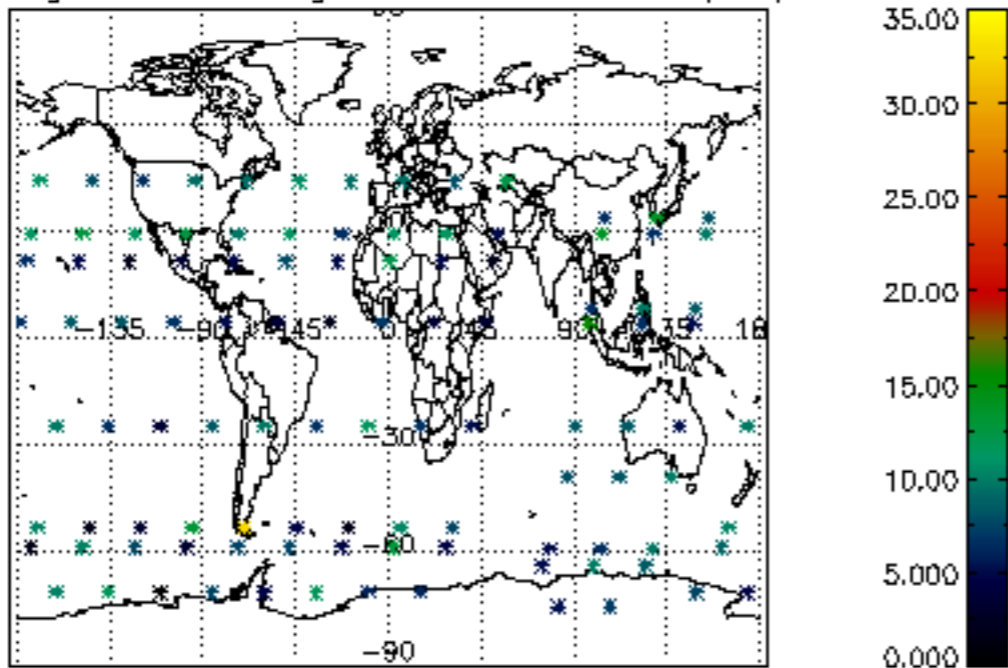
Percentage of cosmic ray hits per profile



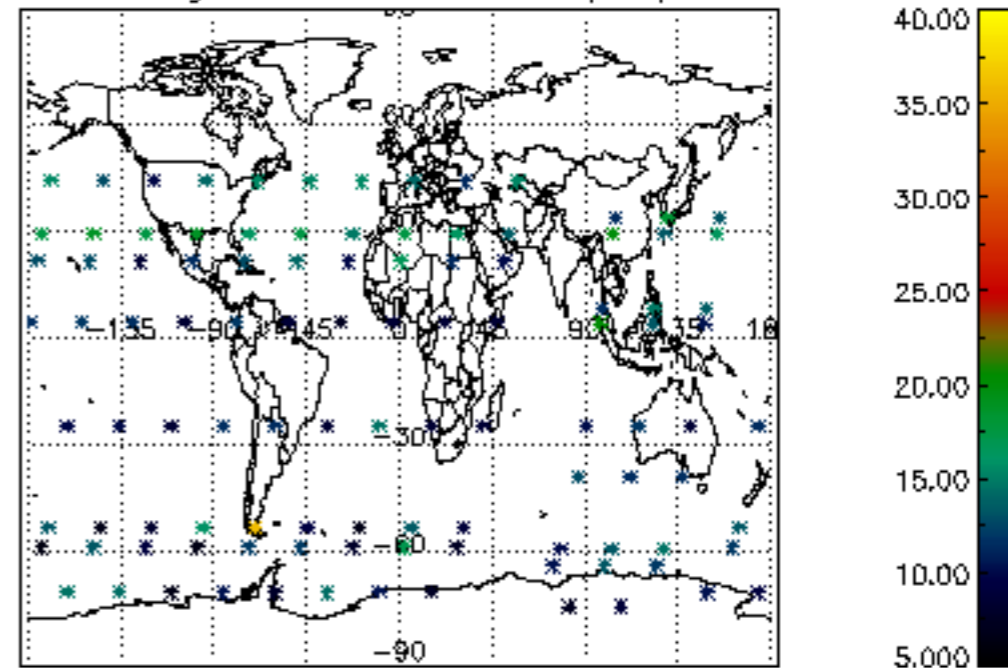
Percentage of datation errors per profile

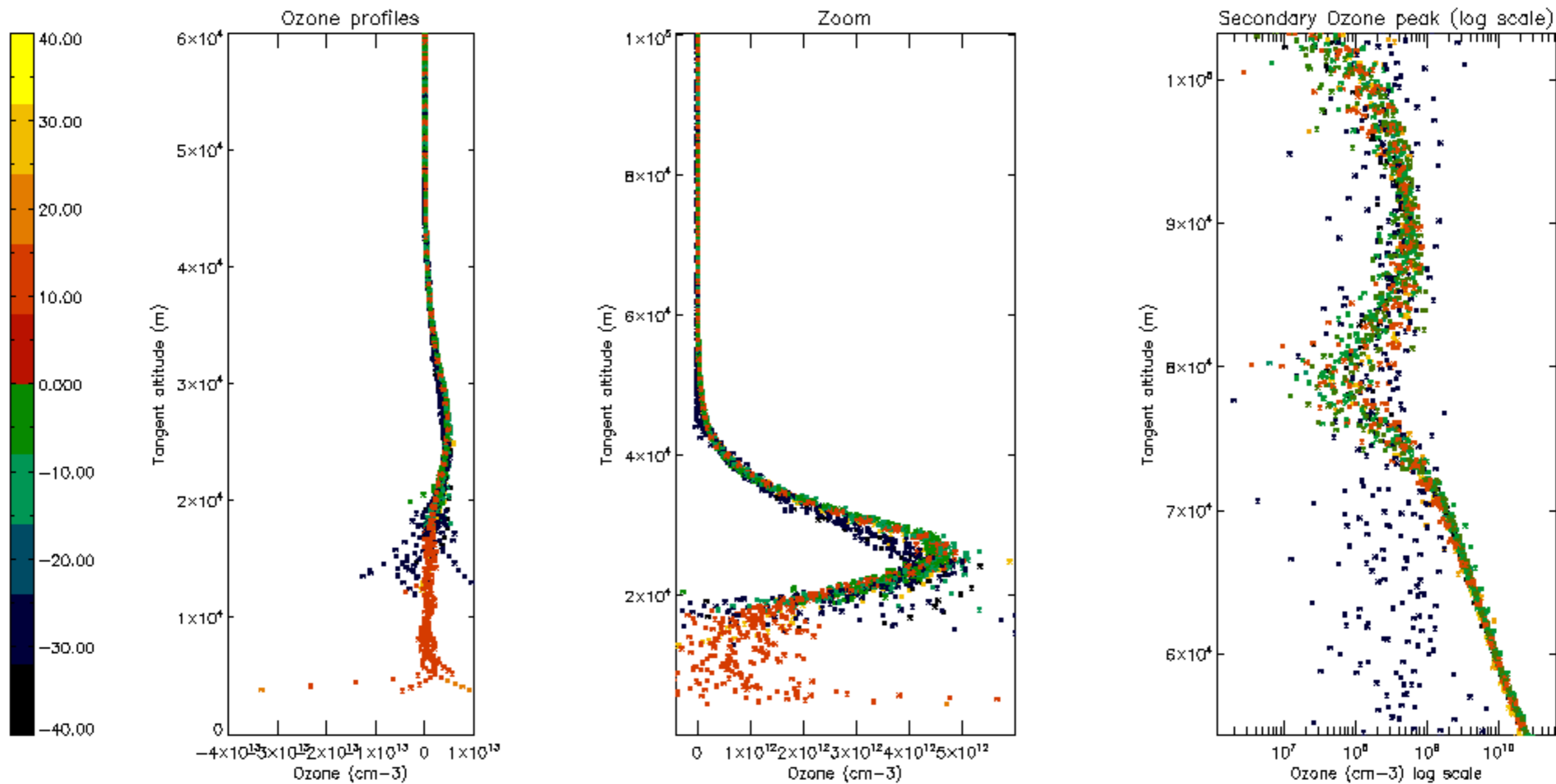


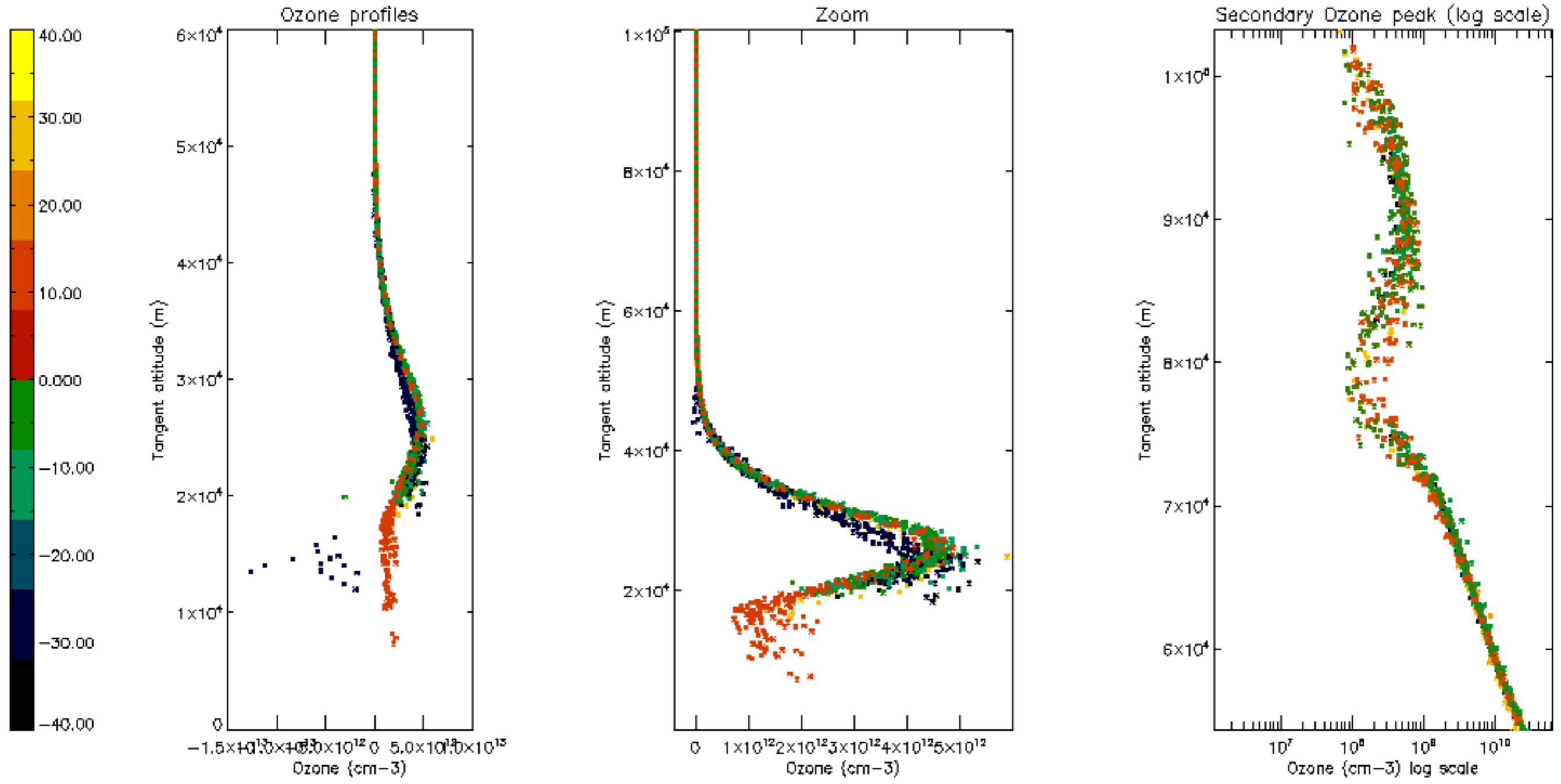
Percentage of star falling outside central band per profile

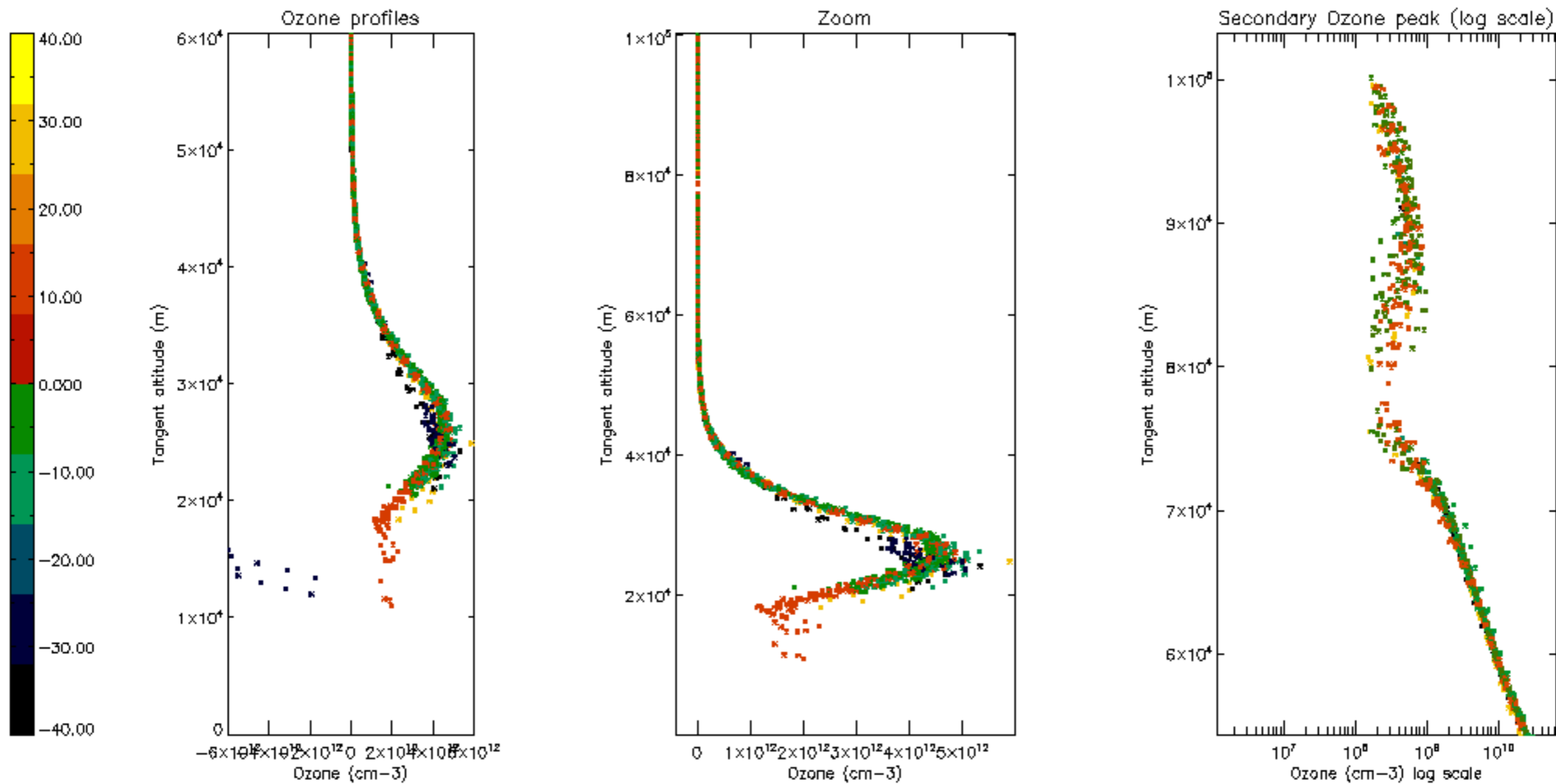


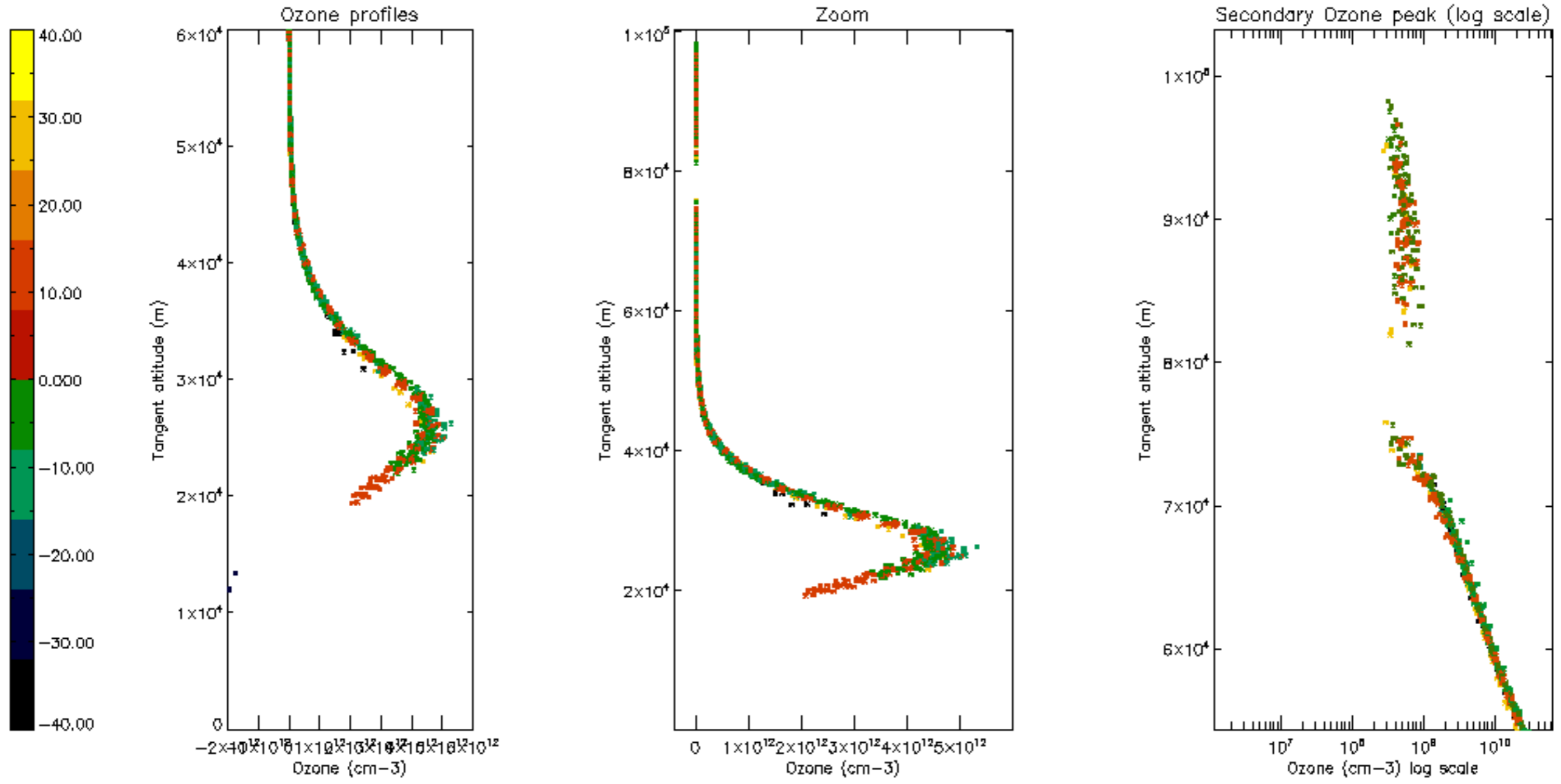
Percentage of saturation errors per profile

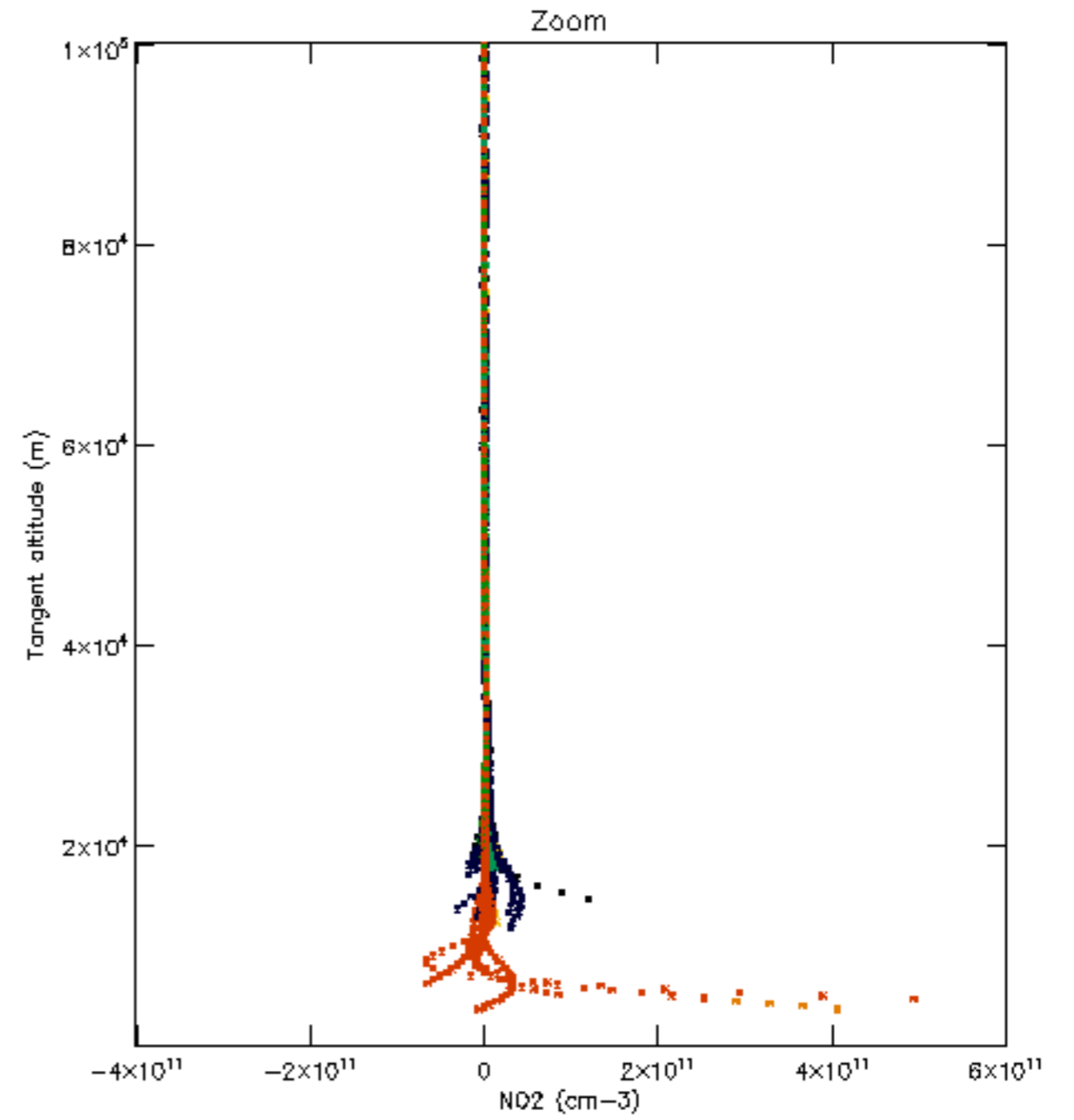
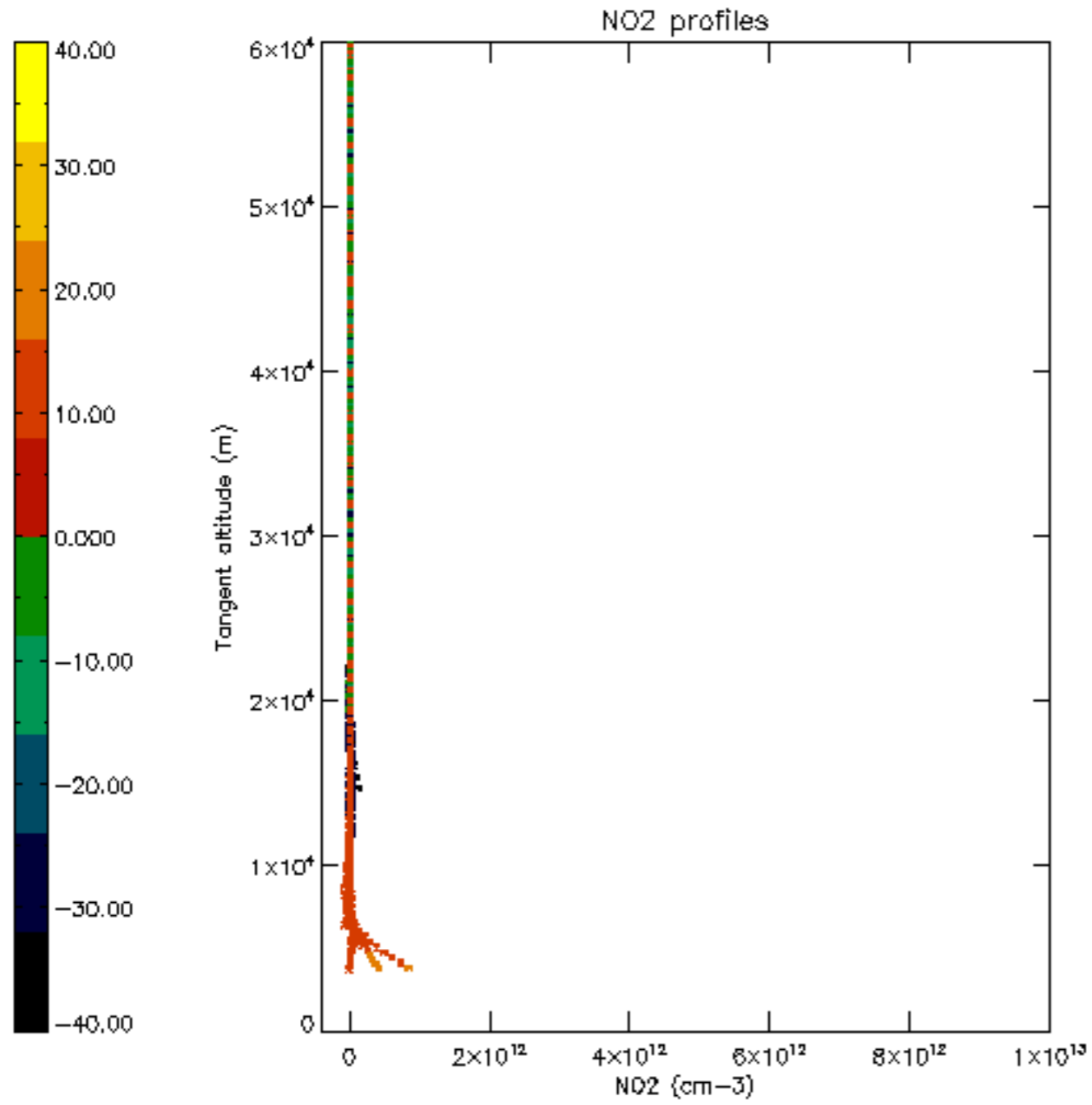


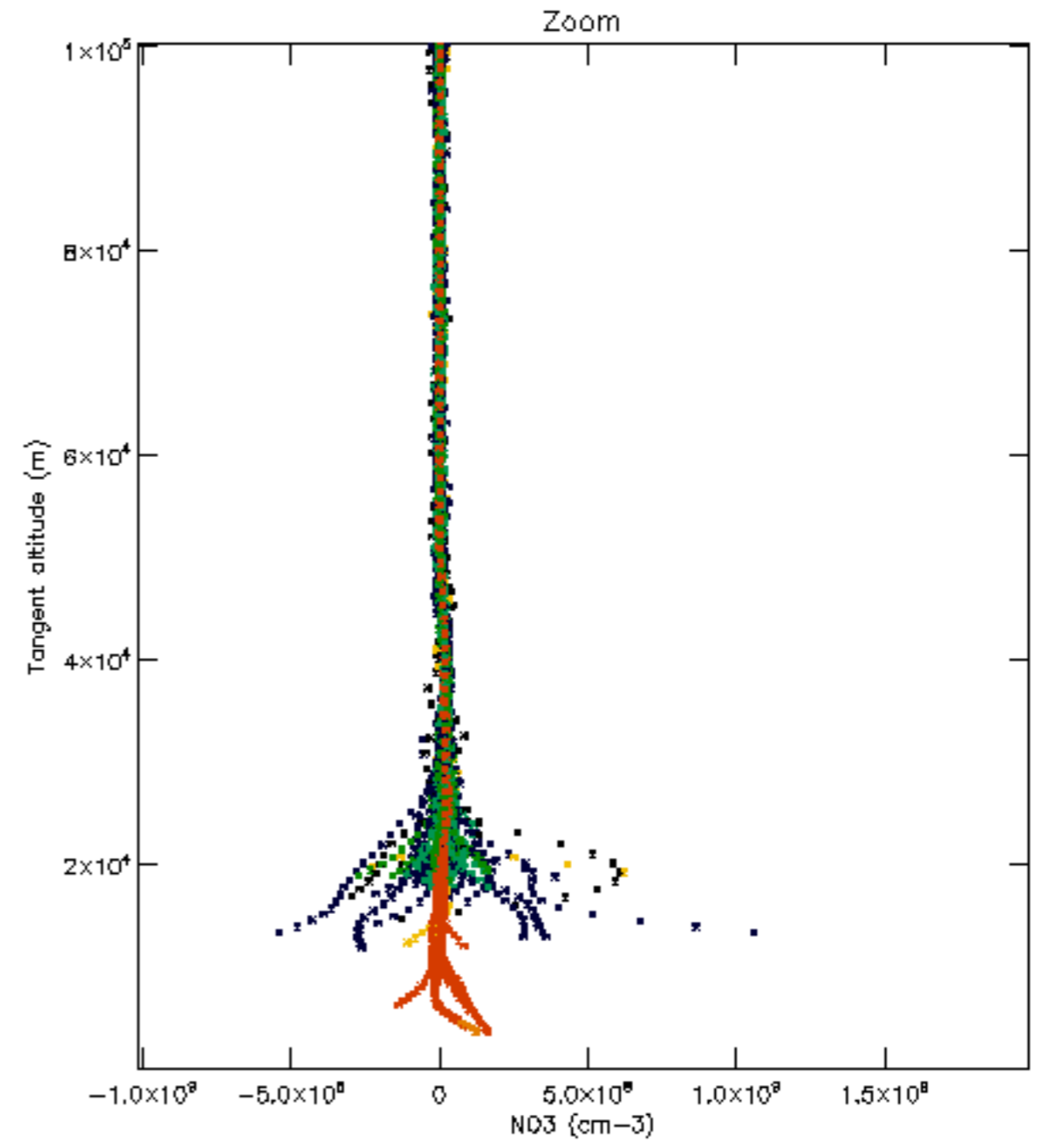
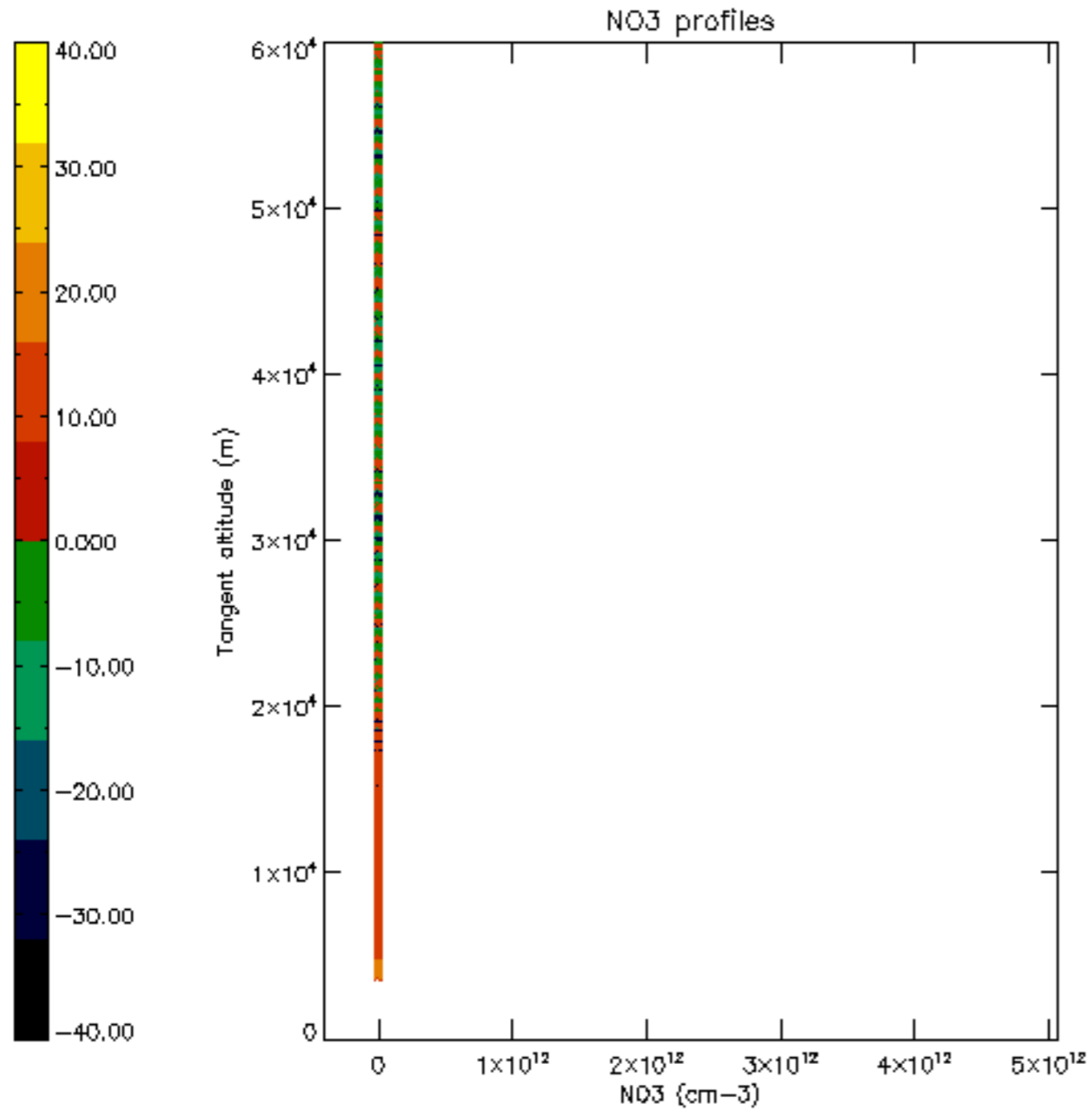


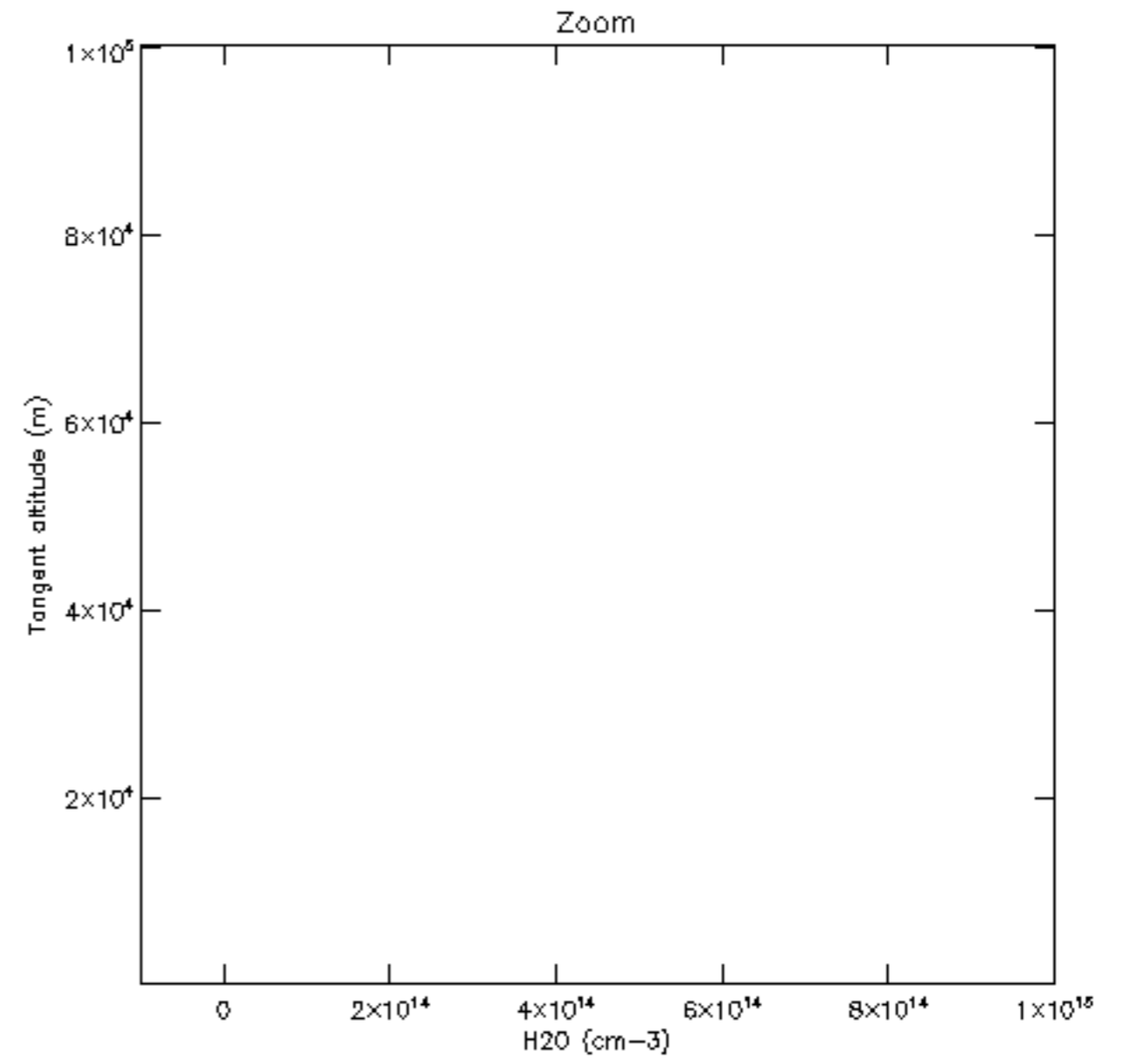
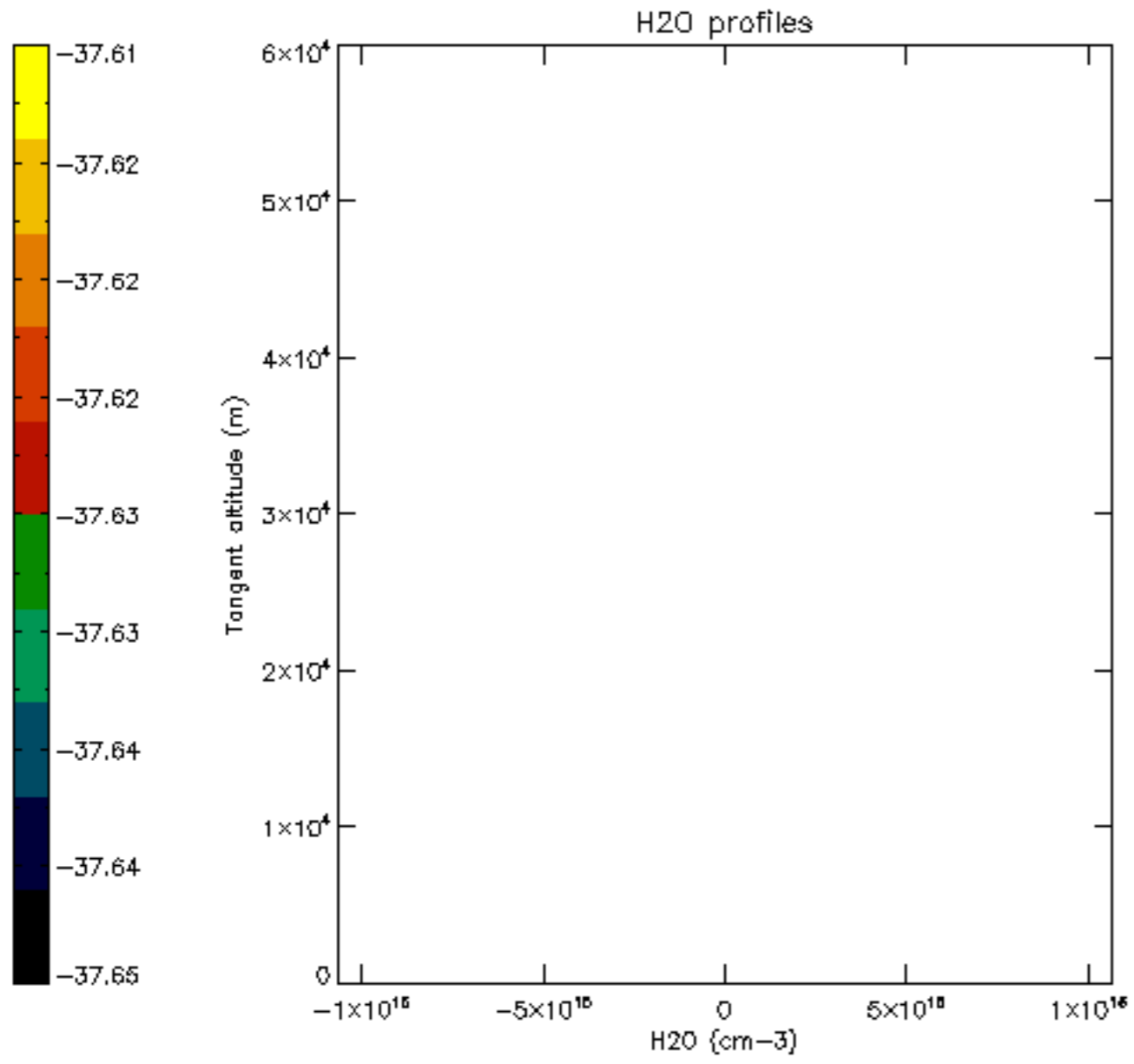


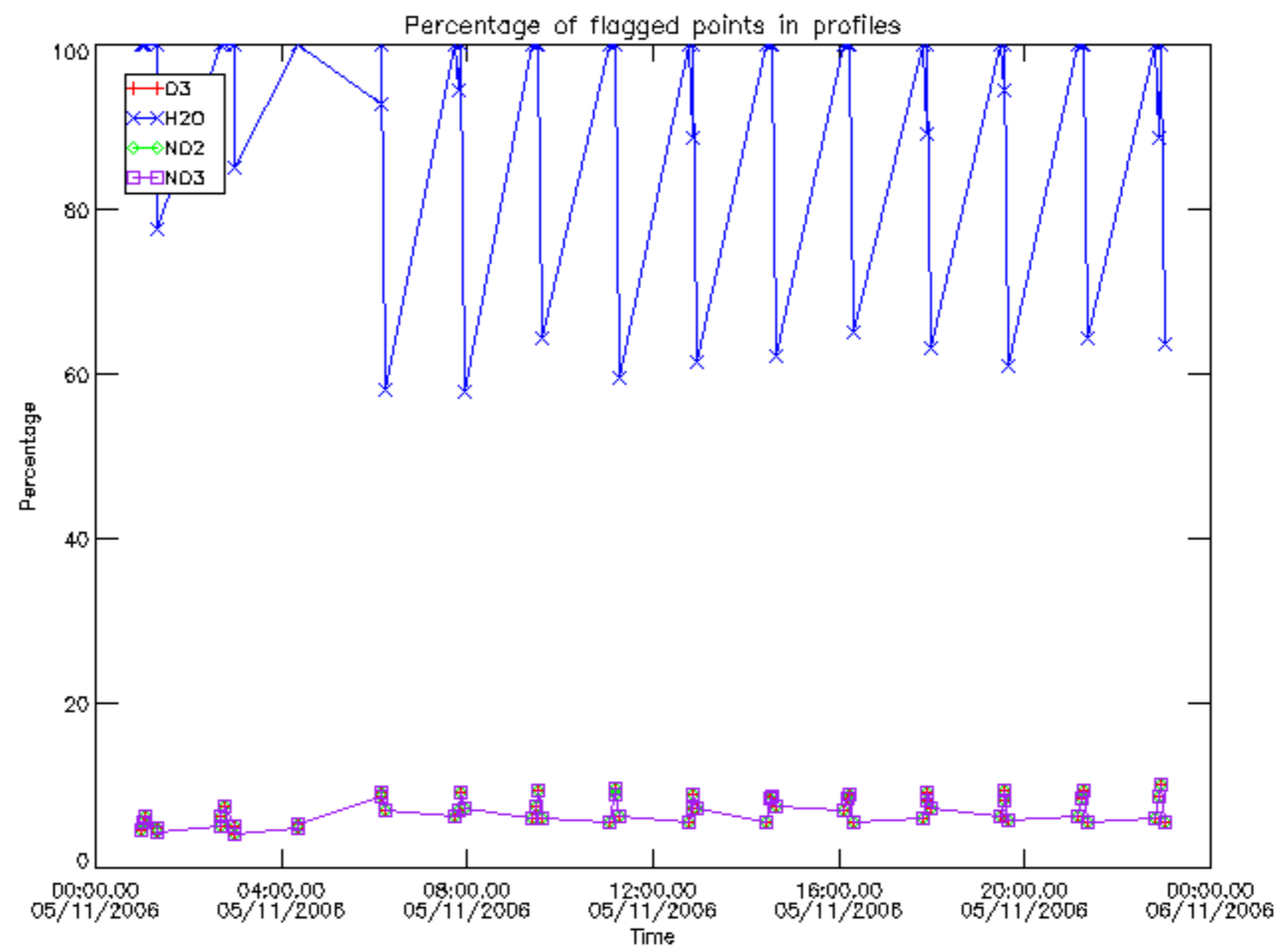




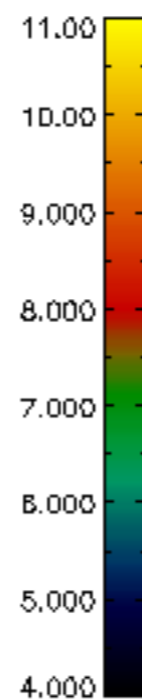
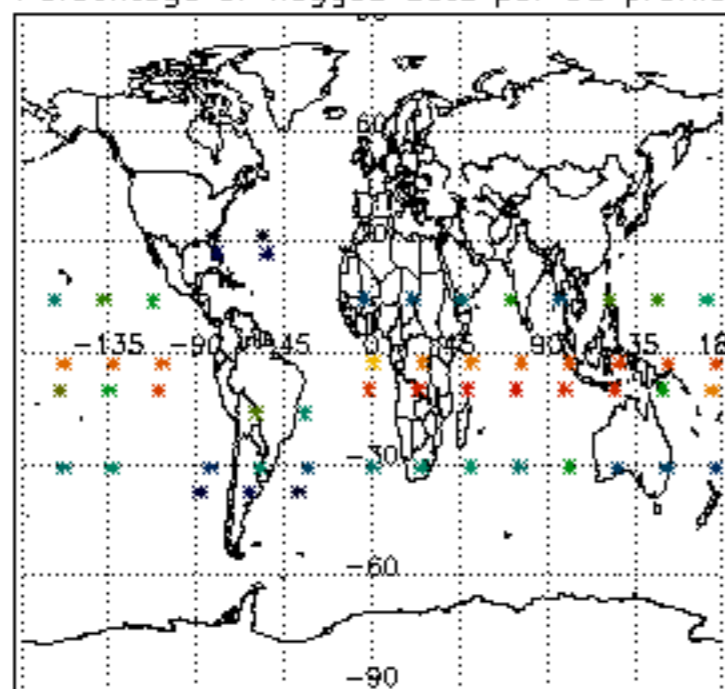




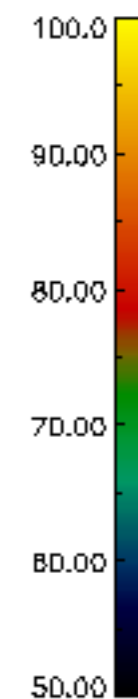
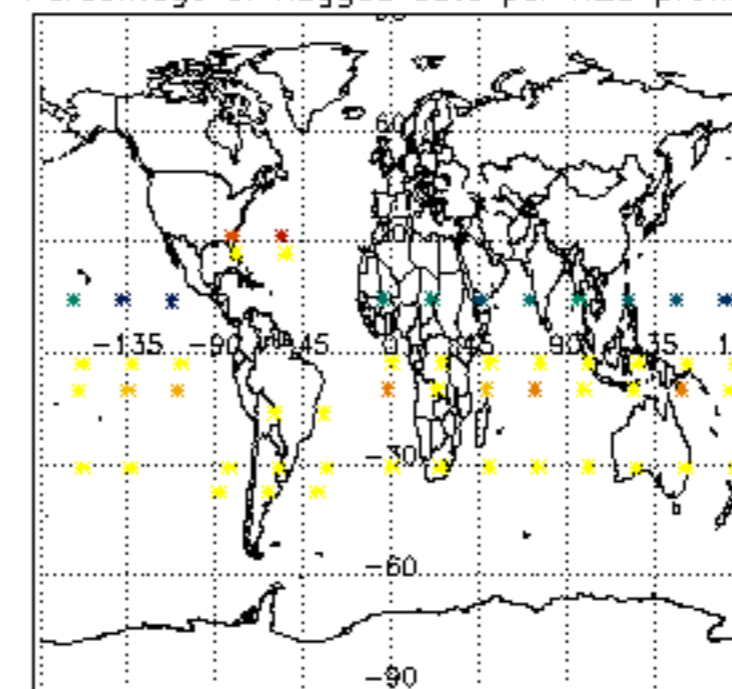




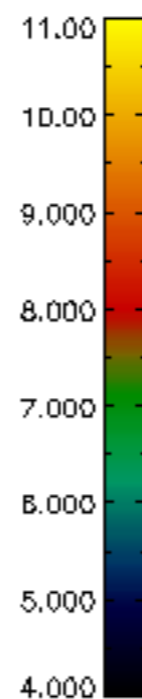
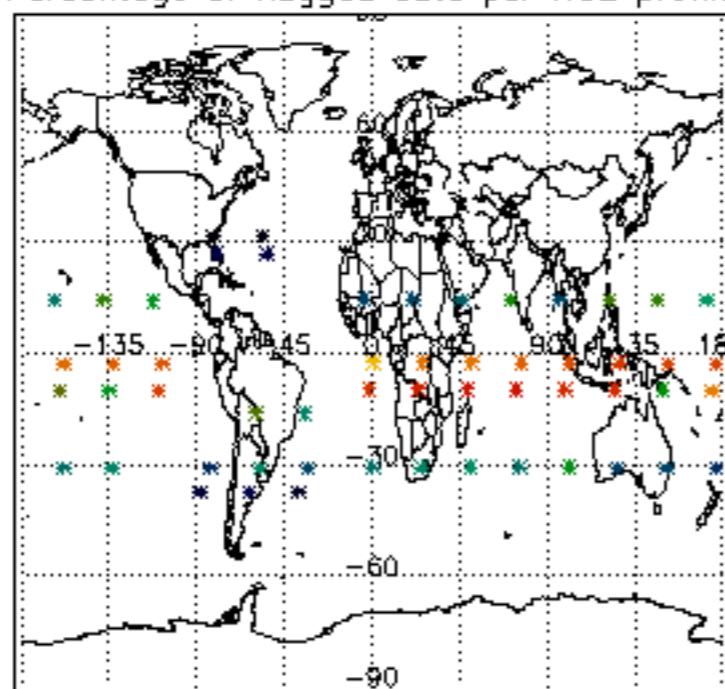
Percentage of flagged data per D3 profile



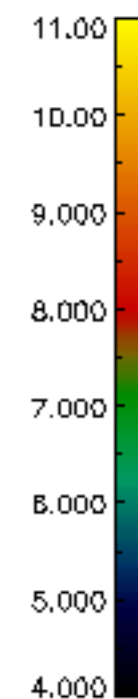
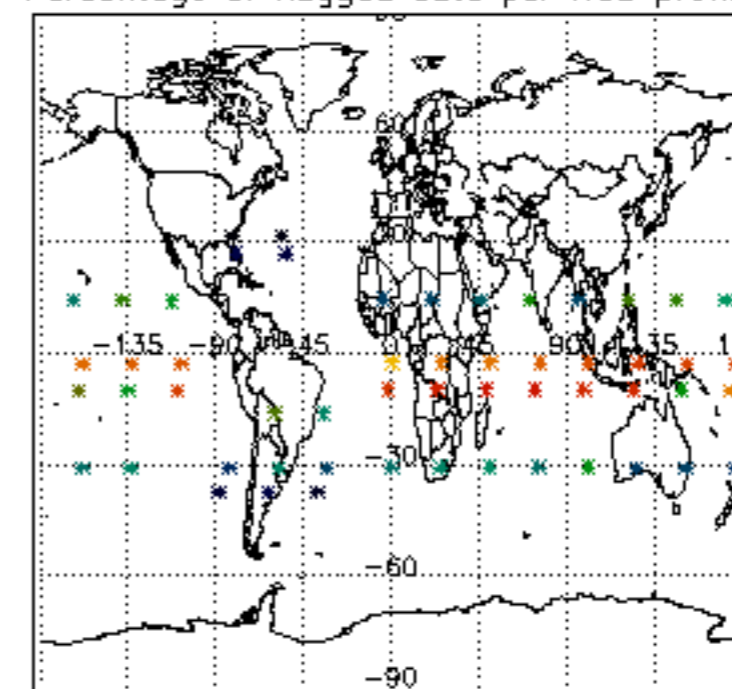
Percentage of flagged data per H2O profile

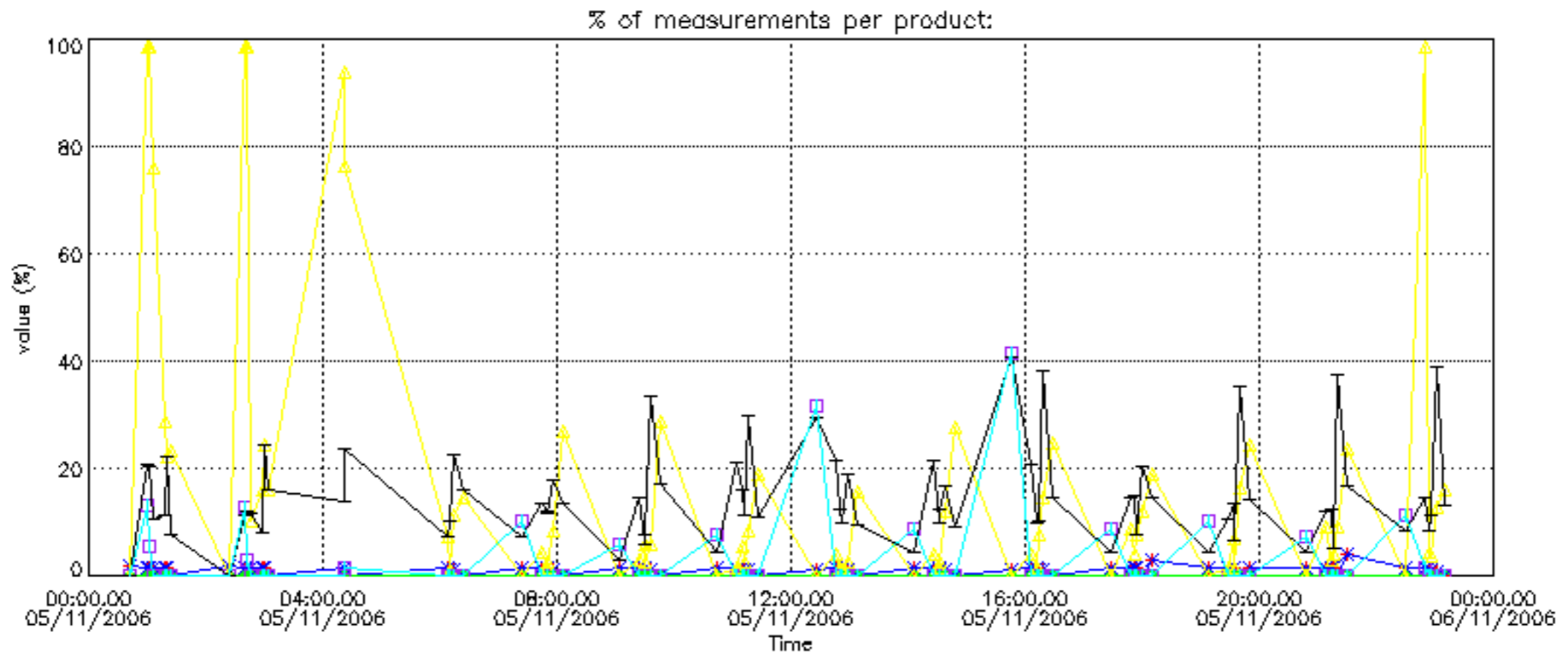


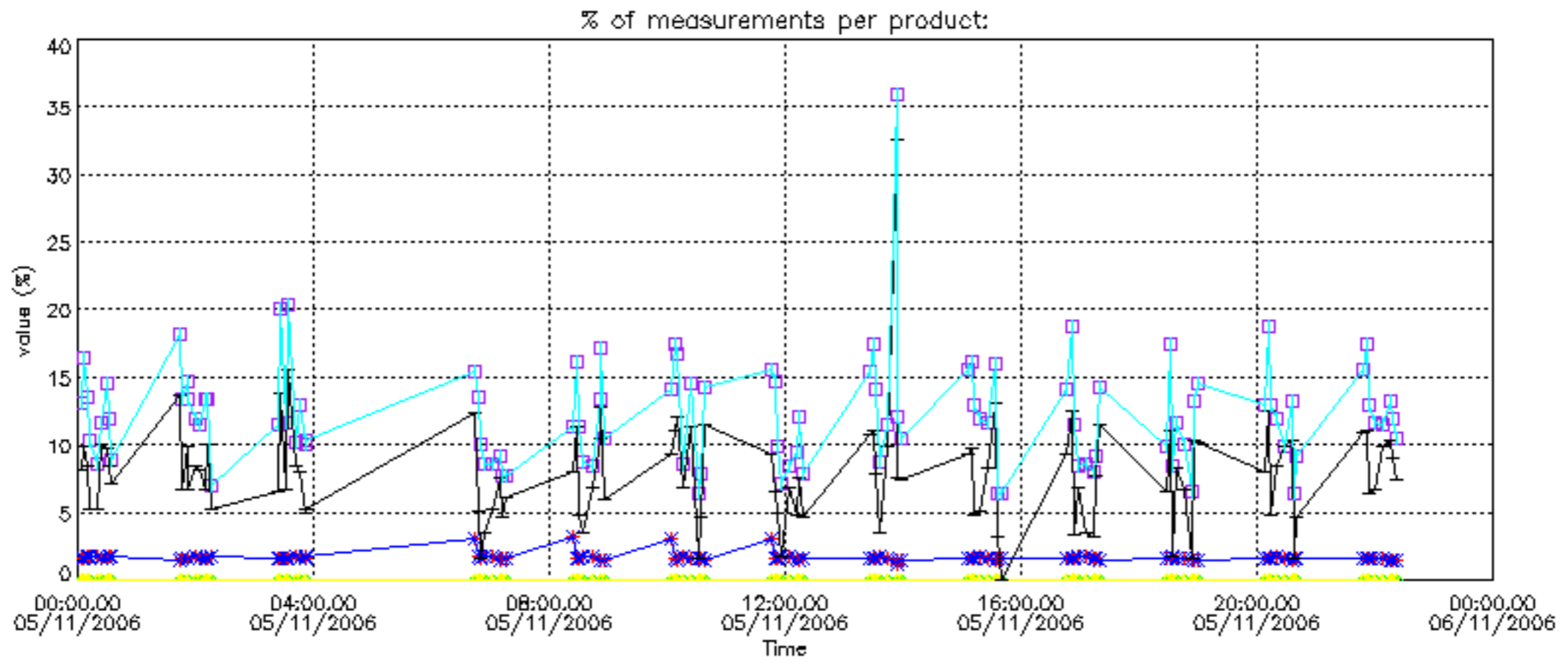
Percentage of flagged data per NO2 profile



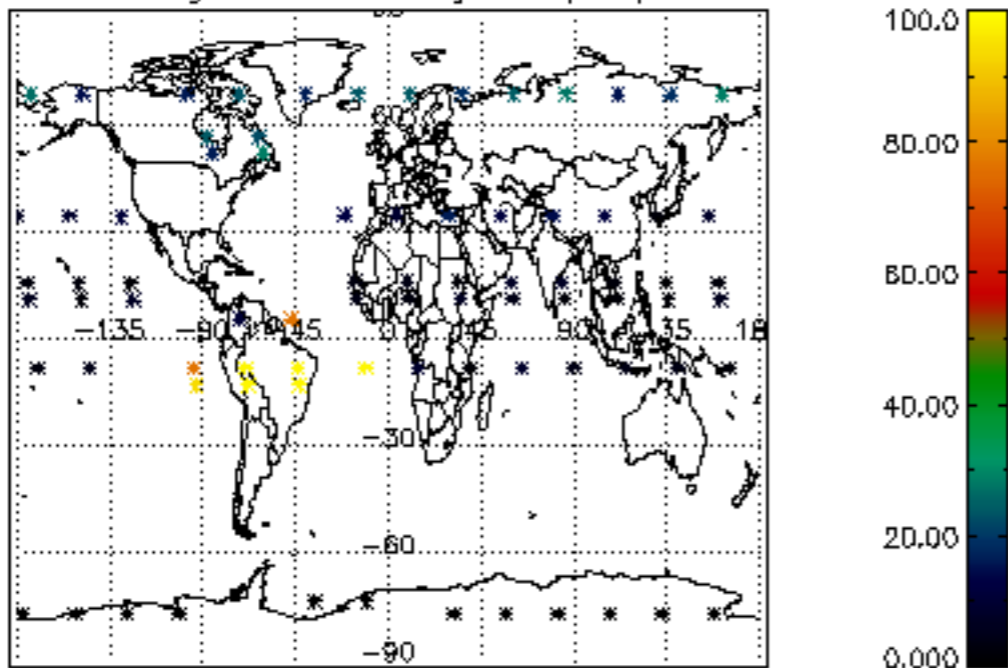
Percentage of flagged data per NO3 profile



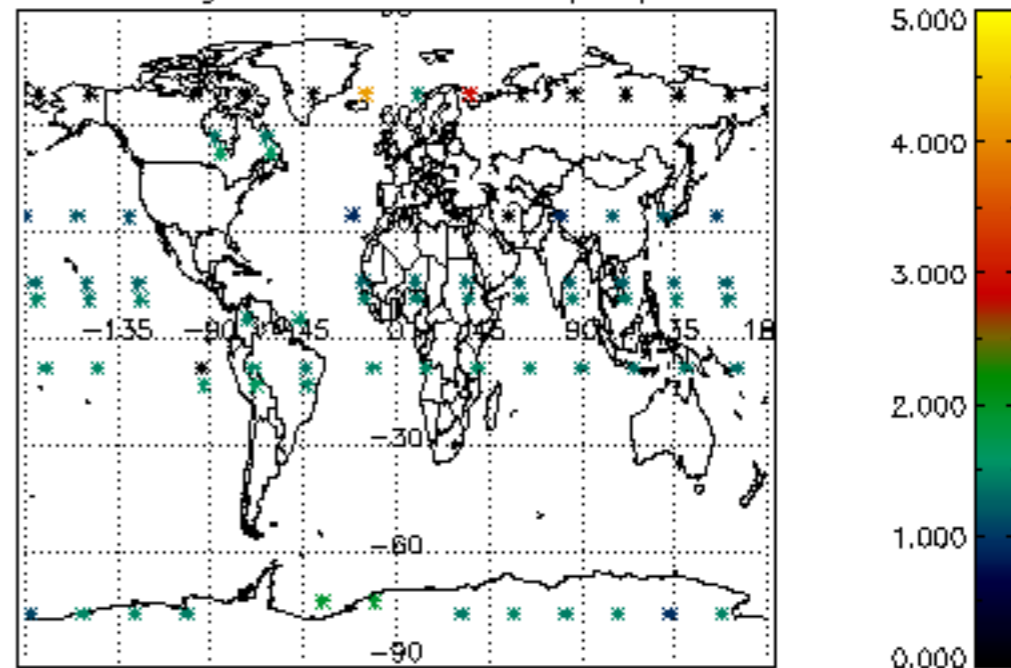




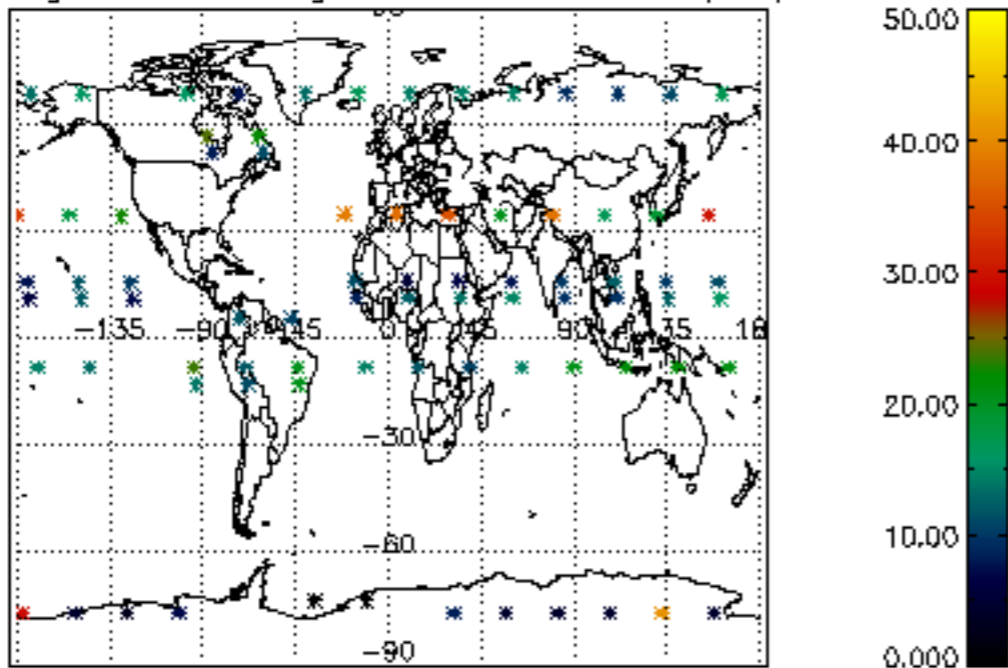
Percentage of cosmic ray hits per profile



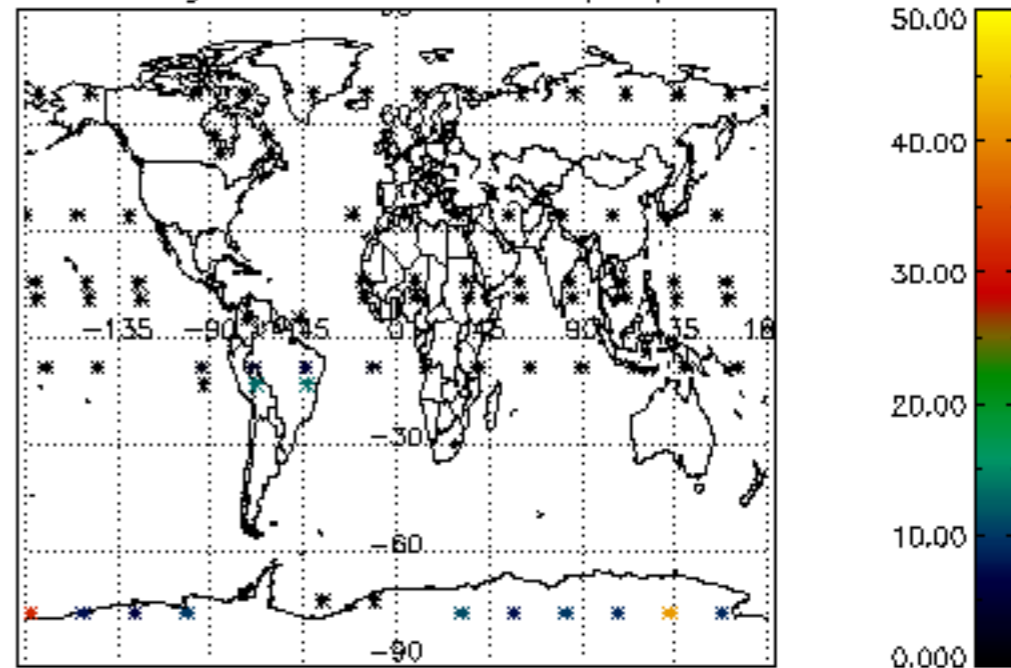
Percentage of datation errors per profile



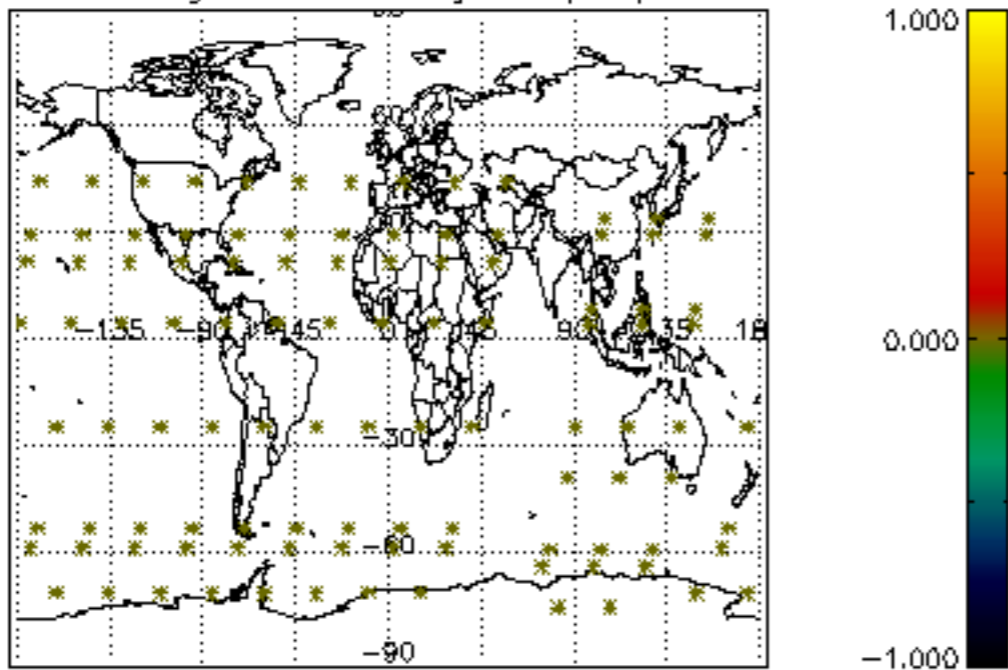
Percentage of star falling outside central band per profile



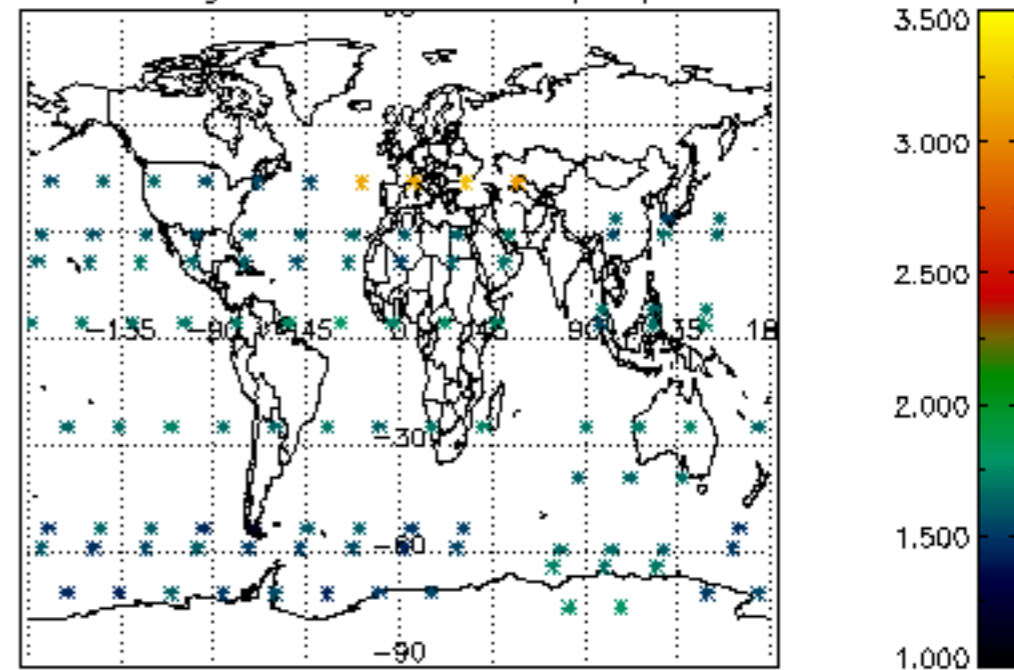
Percentage of saturation errors per profile



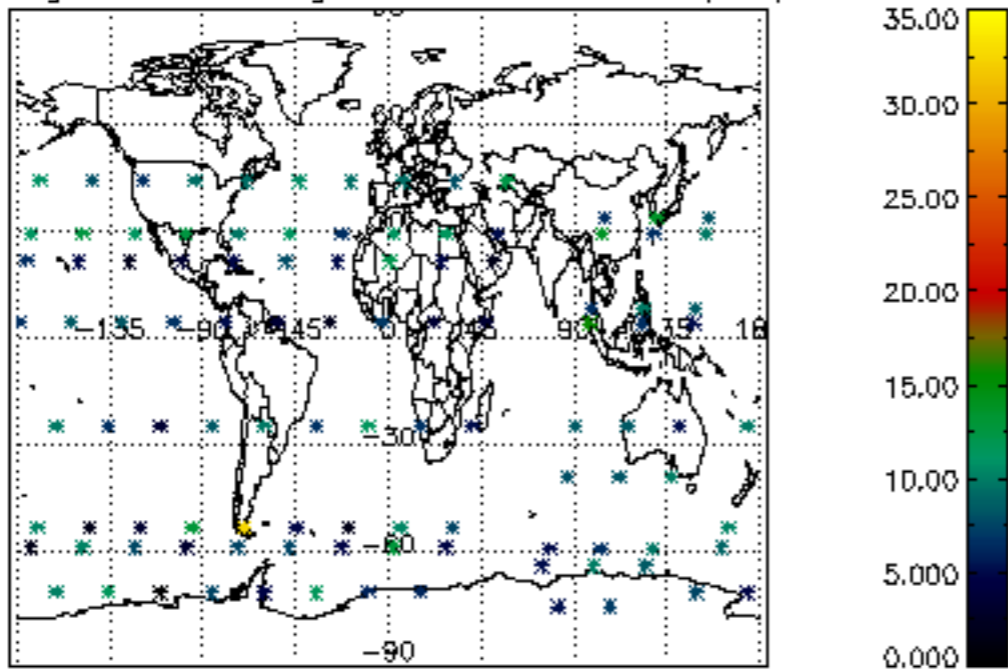
Percentage of cosmic ray hits per profile



Percentage of datation errors per profile



Percentage of star falling outside central band per profile



Percentage of saturation errors per profile

