

GOMOS Level 2 Daily Report

SUMMARY

[1. General Info](#)

[2. Summary of processed GOM_NL_2P products](#)

[3. Level 2 Quality information per product](#)

[3.1 Plot of level 2 quality information per product \(time dependant\)](#)

[3.2 Plot of level 2 quality information per product \(world map\)](#)

[4. Level 1 Quality information per product \(stored on level 2 products\)](#)

[4.1 Plot of level 1 quality information per product \(time dependant\)](#)

[4.1.1 Plot of level 1 quality information per product \(time dependant\): ASCENDING](#)

[4.1.2 Plot of level 1 quality information per product \(time dependant\): DESCENDING](#)

[4.2 Plot of level 1 quality information per product \(world map\)](#)

[4.2.1 Plot of level 1 quality information per product \(world map\): ASCENDING](#)

[4.2.2 Plot of level 1 quality information per product \(world map\): DESCENDING](#)

[5. Ozone profiles based on quality statistics and other trace gas profiles](#)

[5.1 Ozone statistics based on quality of products](#)

[5.2 Plot ozone profiles for all STD \(dark without errors\)](#)

[5.3 Plot ozone profiles where STD < 20% \(dark without errors\)](#)

[5.4. Plot ozone profiles where STD < 10% \(dark without errors\)](#)

[5.5. Plot ozone profiles where STD < 5% \(dark without errors\)](#)

[5.6 Plot NO2 profiles for all STD \(dark without errors\)](#)

[5.7 Plot NO3 profiles for all STD \(dark without errors\)](#)

[5.8 Plot H2O profiles \(only for occultations of stars 1,2,3,4,13,14,16,26,63 dark without errors\) for all STD](#)

[6. Auxiliary Data Files used for the production reported in section 2](#)

This report presents the daily analysis on parameters extracted from GOMOS level 2 data (GOM_NL__2P). It is intended to monitor some important parameters that will impact the quality of these products. A list of level 2 products (and content) that have arrived during the reporting day to the PCF is also given.

Item	Value
Time of report generation	24APR2013 05:31:55
Data source version	GOMOS/6.01
Start time of products	03-11-2006 (03NOV2006 00:00:00)
Stop time of products	04-11-2006 (04NOV2006 00:00:00)
Store outputs in DB	Yes
Nb of level 2 prods	235
Nb of prods with errors	0

2. Summary of processed GOM_NL__2P products.

Nr	Filename	UTC Start time	Limb	Duration	Star Id	Star Name	Star Mag	Star Temp	Nb Meas	Orbit	Prod. error
1	GOM_NL__2PRFIN20061103_000457_000000302052_00345_24447_3155.N1	03-NOV-2006 00:04:57	Bright	30.000	62	94Bet Leo	2.1360	9700.0	60	24447	No
2	GOM_NL__2PRFIN20061103_002231_000000322052_00345_24447_3156.N1	03-NOV-2006 00:22:31	Dark	32.000	99	Del Cen	2.5750	26000.	64	24447	No
3	GOM_NL__2PRFIN20061103_002713_000000332052_00346_24448_3140.N1	03-NOV-2006 00:27:13	Dark	32.500	124	The Car	2.7640	30000.	65	24448	No
4	GOM_NL__2PRFIN20061103_004045_000000322052_00346_24448_3141.N1	03-NOV-2006 00:40:45	Dark	31.500	143	Alp Hyi	2.8570	7200.0	63	24448	No
5	GOM_NL__2PRFIN20061103_004208_000000432052_00346_24448_3142.N1	03-NOV-2006 00:42:08	Dark	43.000	9	Alp Eri	0.45300	24000.	86	24448	No
6	GOM_NL__2PRFIN20061103_004531_000000332052_00346_24448_3143.N1	03-NOV-2006 00:45:31	Straylight	33.000	157	The1Eri	2.9060	9300.0	66	24448	No
7	GOM_NL__2PRFIN20061103_005329_000000352052_00346_24448_3144.N1	03-NOV-2006 00:53:29	Straylight	34.500	52	16Bet Cet	2.0370	4500.0	69	24448	No
8	GOM_NL__2PRFIN20061103_010302_000000322052_00346_24448_3145.N1	03-NOV-2006 01:03:02	Bright	31.500	140	88Gam Peg	2.8340	26000.	63	24448	No
9	GOM_NL__2PRFIN20061103_010653_000000312052_00346_24448_3146.N1	03-NOV-2006 01:06:53	Bright	31.000	58	21Alp And	2.0730	11000.	62	24448	No
10	GOM_NL__2PRFIN20061103_010815_000000322052_00346_24448_3147.N1	03-NOV-2006 01:08:15	Bright	32.000	53	43Bet And	2.0480	3300.0	64	24448	No
11	GOM_NL__2PRFIN20061103_011409_000000312052_00346_24448_3148.N1	03-NOV-2006 01:14:09	Bright	31.000	68	18Alp Cas	2.2250	4500.0	62	24448	No
12	GOM_NL__2PRFIN20061103_011517_000000312052_00346_24448_3149.N1	03-NOV-2006 01:15:17	Bright	30.500	110	37Del Cas	2.6780	8900.0	61	24448	No
13	GOM_NL__2PRFIN20061103_012324_000000312052_00346_24448_3150.N1	03-NOV-2006 01:23:24	Bright	30.500	49	1Alp UMi	1.9900	6300.0	61	24448	No
14	GOM_NL__2PRFIN20061103_012719_000000302052_00346_24448_3151.N1	03-NOV-2006 01:27:19	Bright	30.000	60	7Bet UMi	2.0810	3950.0	60	24448	No
15	GOM_NL__2PRFIN20061103_013310_000000312052_00346_24448_3152.N1	03-NOV-2006 01:33:10	Bright	30.500	32	77Eps UMa	1.7630	11000.	61	24448	No
16	GOM_NL__2PRFIN20061103_013430_000000302052_00346_24448_3153.N1	03-NOV-2006 01:34:30	Bright	30.000	39	85Eta UMa	1.8540	24000.	60	24448	No
17	GOM_NL__2PRFIN20061103_013806_000000282052_00346_24448_3154.N1	03-NOV-2006 01:38:06	Bright	27.500	152	12Alp2CVn	2.8900	11000.	55	24448	No
18	GOM_NL__2PRFIN20061103_014533_000000302052_00346_24448_3155.N1	03-NOV-2006 01:45:33	Bright	30.000	62	94Bet Leo	2.1360	9700.0	60	24448	No
19	GOM_NL__2PRFIN20061103_020307_000000322052_00346_24448_3156.N1	03-NOV-2006 02:03:07	Dark	32.000	99	Del Cen	2.5750	26000.	64	24448	No
20	GOM_NL__2PRFIN20061103_020749_000000312052_00347_24449_3161.N1	03-NOV-2006 02:07:49	Dark	30.500	124	The Car	2.7640	30000.	61	24449	No
21	GOM_NL__2PRFIN20061103_022121_000000332052_00347_24449_3162.N1	03-NOV-2006 02:21:21	Dark	32.500	143	Alp Hyi	2.8570	7200.0	65	24449	No
22	GOM_NL__2PRFIN20061103_022244_000000332052_00347_24449_3163.N1	03-NOV-2006 02:22:44	Dark	32.500	9	Alp Eri	0.45300	24000.	65	24449	No
23	GOM_NL__2PRFIN20061103_022607_000000352052_00347_24449_3164.N1	03-NOV-2006 02:26:07	Straylight	34.500	157	The1Eri	2.9060	9300.0	69	24449	No
24	GOM_NL__2PRFIN20061103_023405_000000372052_00347_24449_3165.N1	03-NOV-2006 02:34:05	Straylight	37.000	52	16Bet Cet	2.0370	4500.0	74	24449	No
25	GOM_NL__2PRFIN20061103_024338_000000302052_00347_24449_3166.N1	03-NOV-2006 02:43:38	Bright	30.000	140	88Gam Peg	2.8340	26000.	60	24449	No
26	GOM_NL__2PRFIN20061103_024729_000000322052_00347_24449_3167.N1	03-NOV-2006 02:47:29	Bright	31.500	58	21Alp And	2.0730	11000.	63	24449	No
27	GOM_NL__2PRFIN20061103_024851_000000312052_00347_24449_3168.N1	03-NOV-2006 02:48:51	Bright	31.000	53	43Bet And	2.0480	3300.0	62	24449	No
28	GOM_NL__2PRFIN20061103_025445_000000302052_00347_24449_3169.N1	03-NOV-2006 02:54:45	Bright	30.000	68	18Alp Cas	2.2250	4500.0	60	24449	No
29	GOM_NL__2PRFIN20061103_025553_000000302052_00347_24449_3170.N1	03-NOV-2006 02:55:53	Bright	30.000	110	37Del Cas	2.6780	8900.0	60	24449	No
30	GOM_NL__2PRFIN20061103_030400_000000292052_00347_24449_3171.N1	03-NOV-2006 03:04:00	Bright	28.500	49	1Alp UMi	1.9900	6300.0	57	24449	No
31	GOM_NL__2PRFIN20061103_030755_000000312052_00347_24449_3172.N1	03-NOV-2006 03:07:55	Bright	30.500	60	7Bet UMi	2.0810	3950.0	61	24449	No
32	GOM_NL__2PRFIN20061103_031346_000000302052_00347_24449_3173.N1	03-NOV-2006 03:13:46	Bright	29.500	32	77Eps UMa	1.7630	11000.	59	24449	No
33	GOM_NL__2PRFIN20061103_031507_000000302052_00347_24449_3174.N1	03-NOV-2006 03:15:07	Bright	30.000	39	85Eta UMa	1.8540	24000.	60	24449	No
34	GOM_NL__2PRFIN20061103_031841_000000292052_00347_24449_3175.N1	03-NOV-2006 03:18:41	Bright	28.500	152	12Alp2CVn	2.8900	11000.	57	24449	No
35	GOM_NL__2PRFIN20061103_032609_000000302052_00347_24449_3176.N1	03-NOV-2006 03:26:09	Bright	30.000	62	94Bet Leo	2.1360	9700.0	60	24449	No
36	GOM_NL__2PRFIN20061103_034344_000000342052_00347_24449_3177.N1	03-NOV-2006 03:43:44	Dark	34.000	99	Del Cen	2.5750	26000.	68	24449	No
37	GOM_NL__2PRFIN20061103_034825_000000312052_00348_24450_3161.N1	03-NOV-2006 03:48:25	Dark	31.000	124	The Car	2.7640	30000.	62	24450	No
38	GOM_NL__2PRFIN20061103_040158_000000312052_00348_24450_3162.N1	03-NOV-2006 04:01:58	Dark	30.500	143	Alp Hyi	2.8570	7200.0	61	24450	No
39	GOM_NL__2PRFIN20061103_040321_000000352052_00348_24450_3163.N1	03-NOV-2006 04:03:21	Dark	35.000	9	Alp Eri	0.45300	24000.	70	24450	No
40	GOM_NL__2PRFIN20061103_040643_000000332052_00348_24450_3164.N1	03-NOV-2006 04:06:43	Straylight	33.000	157	The1Eri	2.9060	9300.0	66	24450	No
41	GOM_NL__2PRFIN20061103_041442_000000372052_00348_24450_3165.N1	03-NOV-2006 04:14:42	Straylight	37.000	52	16Bet Cet	2.0370	4500.0	74	24450	No
42	GOM_NL__2PRFIN20061103_042414_000000292052_00348_24450_3166.N1	03-NOV-2006 04:24:14	Bright	29.000	140	88Gam Peg	2.8340	26000.	58	24450	No

43	GOM_NL__2PRFIN20061103_042805_000000302052_00348_24450_3167.N1	03-NOV-2006 04:28:05	Bright	29.500	58	21Alp And	2.0730	11000.	59	24450	No
44	GOM_NL__2PRFIN20061103_042927_000000312052_00348_24450_3168.N1	03-NOV-2006 04:29:27	Bright	30.500	53	43Bet And	2.0480	3300.0	61	24450	No
45	GOM_NL__2PRFIN20061103_043521_000000302052_00348_24450_3169.N1	03-NOV-2006 04:35:21	Bright	29.500	68	18Alp Cas	2.2250	4500.0	59	24450	No
46	GOM_NL__2PRFIN20061103_043628_000000302052_00348_24450_3170.N1	03-NOV-2006 04:36:28	Bright	29.500	110	37Del Cas	2.6780	8900.0	59	24450	No
47	GOM_NL__2PRFIN20061103_044436_000000282052_00348_24450_3171.N1	03-NOV-2006 04:44:36	Bright	27.500	49	1Alp UMi	1.9900	6300.0	55	24450	No
48	GOM_NL__2PRFIN20061103_044831_000000292052_00348_24450_3172.N1	03-NOV-2006 04:48:31	Bright	28.500	60	7Bet UMi	2.0810	3950.0	57	24450	No
49	GOM_NL__2PRFIN20061103_045423_000000312052_00348_24450_3173.N1	03-NOV-2006 04:54:23	Bright	31.000	32	77Eps UMa	1.7630	11000.	62	24450	No
50	GOM_NL__2PRFIN20061103_045543_000000302052_00348_24450_3174.N1	03-NOV-2006 04:55:43	Bright	29.500	39	85Eta UMa	1.8540	24000.	59	24450	No
51	GOM_NL__2PRFIN20061103_045918_000000292052_00348_24450_3175.N1	03-NOV-2006 04:59:18	Bright	28.500	152	12Alp2CVn	2.8900	11000.	57	24450	No
52	GOM_NL__2PRFIN20061103_050646_000000312052_00348_24450_3176.N1	03-NOV-2006 05:06:46	Bright	30.500	62	94Bet Leo	2.1360	9700.0	61	24450	No
53	GOM_NL__2PRFIN20061103_052420_000000332052_00348_24450_3177.N1	03-NOV-2006 05:24:20	Dark	32.500	99	Del Cen	2.5750	26000.	65	24450	No
54	GOM_NL__2PRFIN20061103_054234_000000322052_00349_24451_3161.N1	03-NOV-2006 05:42:34	Dark	31.500	143	Alp Hyi	2.8570	7200.0	63	24451	No
55	GOM_NL__2PRFIN20061103_054357_000000402052_00349_24451_3162.N1	03-NOV-2006 05:43:57	Dark	39.500	9	Alp Eri	0.45300	24000.	79	24451	No
56	GOM_NL__2PRFIN20061103_054719_000000352052_00349_24451_3163.N1	03-NOV-2006 05:47:19	Straylight	35.000	157	The1Eri	2.9060	9300.0	70	24451	No
57	GOM_NL__2PRFIN20061103_055518_000000382052_00349_24451_3164.N1	03-NOV-2006 05:55:18	Straylight	37.500	52	16Bet Cet	2.0370	4500.0	75	24451	No
58	GOM_NL__2PRFIN20061103_060451_000000312052_00349_24451_3165.N1	03-NOV-2006 06:04:51	Bright	30.500	140	88Gam Peg	2.8340	26000.	61	24451	No
59	GOM_NL__2PRFIN20061103_060841_000000312052_00349_24451_3166.N1	03-NOV-2006 06:08:41	Bright	31.000	58	21Alp And	2.0730	11000.	62	24451	No
60	GOM_NL__2PRFIN20061103_061002_000000302052_00349_24451_3167.N1	03-NOV-2006 06:10:02	Bright	30.000	53	43Bet And	2.0480	3300.0	60	24451	No
61	GOM_NL__2PRFIN20061103_061557_000000312052_00349_24451_3168.N1	03-NOV-2006 06:15:57	Bright	30.500	68	18Alp Cas	2.2250	4500.0	61	24451	No
62	GOM_NL__2PRFIN20061103_061704_000000292052_00349_24451_3169.N1	03-NOV-2006 06:17:04	Bright	28.500	110	37Del Cas	2.6780	8900.0	57	24451	No
63	GOM_NL__2PRFIN20061103_062512_000000312052_00349_24451_3170.N1	03-NOV-2006 06:25:12	Bright	31.000	49	1Alp UMi	1.9900	6300.0	62	24451	No
64	GOM_NL__2PRFIN20061103_062907_000000302052_00349_24451_3171.N1	03-NOV-2006 06:29:07	Bright	30.000	60	7Bet UMi	2.0810	3950.0	60	24451	No
65	GOM_NL__2PRFIN20061103_063459_000000282052_00349_24451_3172.N1	03-NOV-2006 06:34:59	Bright	27.500	32	77Eps UMa	1.7630	11000.	55	24451	No
66	GOM_NL__2PRFIN20061103_063619_000000272052_00349_24451_3173.N1	03-NOV-2006 06:36:19	Bright	26.500	39	85Eta UMa	1.8540	24000.	53	24451	No
67	GOM_NL__2PRFIN20061103_064722_000000292052_00349_24451_3174.N1	03-NOV-2006 06:47:22	Bright	28.500	62	94Bet Leo	2.1360	9700.0	57	24451	No
68	GOM_NL__2PRFIN20061103_070456_000000322052_00349_24451_3175.N1	03-NOV-2006 07:04:56	Dark	31.500	99	Del Cen	2.5750	26000.	63	24451	No
69	GOM_NL__2PRFIN20061103_072310_000000312052_00350_24452_3161.N1	03-NOV-2006 07:23:10	Dark	30.500	143	Alp Hyi	2.8570	7200.0	61	24452	No
70	GOM_NL__2PRFIN20061103_072433_000000382052_00350_24452_3162.N1	03-NOV-2006 07:24:33	Dark	38.000	9	Alp Eri	0.45300	24000.	76	24452	No
71	GOM_NL__2PRFIN20061103_072756_000000342052_00350_24452_3163.N1	03-NOV-2006 07:27:56	Straylight	33.500	157	The1Eri	2.9060	9300.0	67	24452	No
72	GOM_NL__2PRFIN20061103_073554_000000372052_00350_24452_3164.N1	03-NOV-2006 07:35:54	Straylight	36.500	52	16Bet Cet	2.0370	4500.0	73	24452	No
73	GOM_NL__2PRFIN20061103_074527_000000302052_00350_24452_3165.N1	03-NOV-2006 07:45:27	Bright	30.000	140	88Gam Peg	2.8340	26000.	60	24452	No
74	GOM_NL__2PRFIN20061103_074918_000000302052_00350_24452_3166.N1	03-NOV-2006 07:49:18	Bright	29.500	58	21Alp And	2.0730	11000.	59	24452	No
75	GOM_NL__2PRFIN20061103_075039_000000322052_00350_24452_3167.N1	03-NOV-2006 07:50:39	Bright	31.500	53	43Bet And	2.0480	3300.0	63	24452	No
76	GOM_NL__2PRFIN20061103_075633_000000302052_00350_24452_3168.N1	03-NOV-2006 07:56:33	Bright	30.000	68	18Alp Cas	2.2250	4500.0	60	24452	No
77	GOM_NL__2PRFIN20061103_075740_000000302052_00350_24452_3169.N1	03-NOV-2006 07:57:40	Bright	30.000	110	37Del Cas	2.6780	8900.0	60	24452	No
78	GOM_NL__2PRFIN20061103_080548_000000302052_00350_24452_3170.N1	03-NOV-2006 08:05:48	Bright	29.500	49	1Alp UMi	1.9900	6300.0	59	24452	No
79	GOM_NL__2PRFIN20061103_080943_000000272052_00350_24452_3171.N1	03-NOV-2006 08:09:43	Bright	27.000	60	7Bet UMi	2.0810	3950.0	54	24452	No
80	GOM_NL__2PRFIN20061103_081535_000000302052_00350_24452_3172.N1	03-NOV-2006 08:15:35	Bright	29.500	32	77Eps UMa	1.7630	11000.	59	24452	No
81	GOM_NL__2PRFIN20061103_081656_000000292052_00350_24452_3173.N1	03-NOV-2006 08:16:56	Bright	29.000	39	85Eta UMa	1.8540	24000.	58	24452	No
82	GOM_NL__2PRFIN20061103_082030_000000292052_00350_24452_3174.N1	03-NOV-2006 08:20:30	Bright	28.500	152	12Alp2CVn	2.8900	11000.	57	24452	No
83	GOM_NL__2PRFIN20061103_082758_000000302052_00350_24452_3175.N1	03-NOV-2006 08:27:58	Bright	29.500	62	94Bet Leo	2.1360	9700.0	59	24452	No
84	GOM_NL__2PRFIN20061103_084532_000000322052_00350_24452_3176.N1	03-NOV-2006 08:45:32	Dark	32.000	99	Del Cen	2.5750	26000.	64	24452	No
85	GOM_NL__2PRFIN20061103_085014_000000312052_00351_24453_3161.N1	03-NOV-2006 08:50:14	Dark	31.000	124	The Car	2.7640	30000.	62	24453	No
86	GOM_NL__2PRFIN20061103_090346_000000312052_00351_24453_3162.N1	03-NOV-2006 09:03:46	Dark	30.500	143	Alp Hyi	2.8570	7200.0	61	24453	No
87	GOM_NL__2PRFIN20061103_090509_000000342052_00351_24453_3163.N1	03-NOV-2006 09:05:09	Dark	34.000	9	Alp Eri	0.45300	24000.	68	24453	No
88	GOM_NL__2PRFIN20061103_090832_000000342052_00351_24453_3164.N1	03-NOV-2006 09:08:32	Straylight	34.000	157	The1Eri	2.9060	9300.0	68	24453	No
89	GOM_NL__2PRFIN20061103_091630_000000392052_00351_24453_3165.N1	03-NOV-2006 09:16:30	Straylight	38.500	52	16Bet Cet	2.0370	4500.0	77	24453	No
90	GOM_NL__2PRFIN20061103_092603_000000302052_00351_24453_3166.N1	03-NOV-2006 09:26:03	Bright	30.000	140	88Gam Peg	2.8340	26000.	60	24453	No
91	GOM_NL__2PRFIN20061103_092954_000000312052_00351_24453_3167.N1	03-NOV-2006 09:29:54	Bright	30.500	58	21Alp And	2.0730	11000.	61	24453	No
92	GOM_NL__2PRFIN20061103_093115_000000322052_00351_24453_3168.N1	03-NOV-2006 09:31:15	Bright	32.000	53	43Bet And	2.0480	3300.0	64	24453	No
93	GOM_NL__2PRFIN20061103_093709_000000292052_00351_24453_3169.N1	03-NOV-2006 09:37:09	Bright	28.500	68	18Alp Cas	2.2250	4500.0	57	24453	No
94	GOM_NL__2PRFIN20061103_093816_000000302052_00351_24453_3170.N1	03-NOV-2006 09:38:16	Bright	29.500	110	37Del Cas	2.6780	8900.0	59	24453	No
95	GOM_NL__2PRFIN20061103_094624_000000302052_00351_24453_3171.N1	03-NOV-2006 09:46:24	Bright	29.500	49	1Alp UMi	1.9900	6300.0	59	24453	No
96	GOM_NL__2PRFIN20061103_095019_000000302052_00351_24453_3172.N1	03-NOV-2006 09:50:19	Bright	29.500	60	7Bet UMi	2.0810	3950.0	59	24453	No
97	GOM_NL__2PRFIN20061103_095611_000000322052_00351_24453_3173.N1	03-NOV-2006 09:56:11	Bright	31.500	32	77Eps UMa	1.7630	11000.	63	24453	No
98	GOM_NL__2PRFIN20061103_095731_000000292052_00351_24453_3174.N1	03-NOV-2006 09:57:31	Bright	29.000	39	85Eta UMa	1.8540	24000.	58	24453	No
99	GOM_NL__2PRFIN20061103_100835_000000312052_00351_24453_3175.N1	03-NOV-2006 10:08:35	Bright	30.500	62	94Bet Leo	2.1360	9700.0	61	24453	No
100	GOM_NL__2PRFIN20061103_102608_000000332052_00351_24453_3176.N1	03-NOV-2006 10:26:08	Dark	32.500	99	Del Cen	2.5750	26000.	65	24453	No
101	GOM_NL__2PRFIN20061103_103050_000000312052_00352_24454_3161.N1	03-NOV-2006 10:30:50	Dark	30.500	124	The Car	2.7640	30000.	61	24454	No

102	GOM_NL__2PRFIN20061103_104422_000000322052_00352_24454_3162.N1	03-NOV-2006 10:44:22	Dark	31.500	143	Alp Hyi	2.8570	7200.0	63	24454	No
103	GOM_NL__2PRFIN20061103_104545_000000412052_00352_24454_3163.N1	03-NOV-2006 10:45:45	Dark	40.500	9	Alp Eri	0.45300	24000.	81	24454	No
104	GOM_NL__2PRFIN20061103_104908_000000322052_00352_24454_3164.N1	03-NOV-2006 10:49:08	Straylight	32.000	157	The1Eri	2.9060	9300.0	64	24454	No
105	GOM_NL__2PRFIN20061103_105706_000000382052_00352_24454_3165.N1	03-NOV-2006 10:57:06	Straylight	37.500	52	16Bet Cet	2.0370	4500.0	75	24454	No
106	GOM_NL__2PRFIN20061103_110639_000000312052_00352_24454_3166.N1	03-NOV-2006 11:06:39	Bright	30.500	140	88Gam Peg	2.8340	26000.	61	24454	No
107	GOM_NL__2PRFIN20061103_111030_000000322052_00352_24454_3167.N1	03-NOV-2006 11:10:30	Bright	32.000	58	21Alp And	2.0730	11000.	64	24454	No
108	GOM_NL__2PRFIN20061103_111150_000000322052_00352_24454_3168.N1	03-NOV-2006 11:11:50	Bright	31.500	53	43Bet And	2.0480	3300.0	63	24454	No
109	GOM_NL__2PRFIN20061103_111745_000000312052_00352_24454_3169.N1	03-NOV-2006 11:17:45	Bright	30.500	68	18Alp Cas	2.2250	4500.0	61	24454	No
110	GOM_NL__2PRFIN20061103_111852_000000472052_00352_24454_3170.N1	03-NOV-2006 11:18:52	Bright	47.000	110	37Del Cas	2.6780	8900.0	94	24454	No
111	GOM_NL__2PRFIN20061103_112700_000000292052_00352_24454_3171.N1	03-NOV-2006 11:27:00	Bright	29.000	49	1Alp UMi	1.9900	6300.0	58	24454	No
112	GOM_NL__2PRFIN20061103_113055_000000312052_00352_24454_3172.N1	03-NOV-2006 11:30:55	Bright	31.000	60	7Bet UMi	2.0810	3950.0	62	24454	No
113	GOM_NL__2PRFIN20061103_113647_000000292052_00352_24454_3173.N1	03-NOV-2006 11:36:47	Bright	28.500	32	77Eps UMa	1.7630	11000.	57	24454	No
114	GOM_NL__2PRFIN20061103_113807_000000282052_00352_24454_3174.N1	03-NOV-2006 11:38:07	Bright	28.000	39	85Eta UMa	1.8540	24000.	56	24454	No
115	GOM_NL__2PRFIN20061103_114142_000000292052_00352_24454_3175.N1	03-NOV-2006 11:41:42	Bright	28.500	152	12Alp2CVn	2.8900	11000.	57	24454	No
116	GOM_NL__2PRFIN20061103_114911_000000312052_00352_24454_3176.N1	03-NOV-2006 11:49:11	Bright	31.000	62	94Bet Leo	2.1360	9700.0	62	24454	No
117	GOM_NL__2PRFIN20061103_120644_000000322052_00352_24454_3177.N1	03-NOV-2006 12:06:44	Dark	31.500	99	Del Cen	2.5750	26000.	63	24454	No
118	GOM_NL__2PRFIN20061103_120754_000000362052_00352_24454_3178.N1	03-NOV-2006 12:07:54	Dark	35.500	113	Mu Vel	2.6920	5000.0	71	24454	No
119	GOM_NL__2PRFIN20061103_121126_000000312052_00353_24455_3161.N1	03-NOV-2006 12:11:26	Dark	31.000	124	The Car	2.7640	30000.	62	24455	No
120	GOM_NL__2PRFIN20061103_122458_000000302052_00353_24455_3162.N1	03-NOV-2006 12:24:58	Dark	30.000	143	Alp Hyi	2.8570	7200.0	60	24455	No
121	GOM_NL__2PRFIN20061103_122621_000000392052_00353_24455_3163.N1	03-NOV-2006 12:26:21	Dark	38.500	9	Alp Eri	0.45300	24000.	77	24455	No
122	GOM_NL__2PRFIN20061103_122944_000000342052_00353_24455_3164.N1	03-NOV-2006 12:29:44	Straylight	33.500	157	The1Eri	2.9060	9300.0	67	24455	No
123	GOM_NL__2PRFIN20061103_123742_000000392052_00353_24455_3165.N1	03-NOV-2006 12:37:42	Straylight	39.000	52	16Bet Cet	2.0370	4500.0	78	24455	No
124	GOM_NL__2PRFIN20061103_124715_000000302052_00353_24455_3166.N1	03-NOV-2006 12:47:15	Bright	29.500	140	88Gam Peg	2.8340	26000.	59	24455	No
125	GOM_NL__2PRFIN20061103_125106_000000312052_00353_24455_3167.N1	03-NOV-2006 12:51:06	Bright	31.000	58	21Alp And	2.0730	11000.	62	24455	No
126	GOM_NL__2PRFIN20061103_125226_000000302052_00353_24455_3168.N1	03-NOV-2006 12:52:26	Bright	30.000	53	43Bet And	2.0480	3300.0	60	24455	No
127	GOM_NL__2PRFIN20061103_125821_000000302052_00353_24455_3169.N1	03-NOV-2006 12:58:21	Bright	30.000	68	18Alp Cas	2.2250	4500.0	60	24455	No
128	GOM_NL__2PRFIN20061103_125928_000000302052_00353_24455_3170.N1	03-NOV-2006 12:59:28	Bright	30.000	110	37Del Cas	2.6780	8900.0	60	24455	No
129	GOM_NL__2PRFIN20061103_130736_000000292052_00353_24455_3171.N1	03-NOV-2006 13:07:36	Bright	29.000	49	1Alp UMi	1.9900	6300.0	58	24455	No
130	GOM_NL__2PRFIN20061103_131131_000000292052_00353_24455_3172.N1	03-NOV-2006 13:11:31	Bright	28.500	60	7Bet UMi	2.0810	3950.0	57	24455	No
131	GOM_NL__2PRFIN20061103_131723_000000292052_00353_24455_3173.N1	03-NOV-2006 13:17:23	Bright	29.000	32	77Eps UMa	1.7630	11000.	58	24455	No
132	GOM_NL__2PRFIN20061103_131844_000000302052_00353_24455_3174.N1	03-NOV-2006 13:18:44	Bright	29.500	39	85Eta UMa	1.8540	24000.	59	24455	No
133	GOM_NL__2PRFIN20061103_132947_000000312052_00353_24455_3175.N1	03-NOV-2006 13:29:47	Bright	30.500	62	94Bet Leo	2.1360	9700.0	61	24455	No
134	GOM_NL__2PRFIN20061103_134720_000000312052_00353_24455_3176.N1	03-NOV-2006 13:47:20	Dark	30.500	99	Del Cen	2.5750	26000.	61	24455	No
135	GOM_NL__2PRFIN20061103_134831_000000352052_00353_24455_3177.N1	03-NOV-2006 13:48:31	Dark	34.500	113	Mu Vel	2.6920	5000.0	69	24455	No
136	GOM_NL__2PRFIN20061103_135202_000000312052_00354_24456_3161.N1	03-NOV-2006 13:52:02	Dark	31.000	124	The Car	2.7640	30000.	62	24456	No
137	GOM_NL__2PRFIN20061103_140534_000000312052_00354_24456_3162.N1	03-NOV-2006 14:05:34	Dark	30.500	143	Alp Hyi	2.8570	7200.0	61	24456	No
138	GOM_NL__2PRFIN20061103_140657_000000422052_00354_24456_3163.N1	03-NOV-2006 14:06:57	Dark	41.500	9	Alp Eri	0.45300	24000.	83	24456	No
139	GOM_NL__2PRFIN20061103_141021_000000342052_00354_24456_3164.N1	03-NOV-2006 14:10:21	Straylight	34.000	157	The1Eri	2.9060	9300.0	68	24456	No
140	GOM_NL__2PRFIN20061103_141818_000000362052_00354_24456_3165.N1	03-NOV-2006 14:18:18	Straylight	36.000	52	16Bet Cet	2.0370	4500.0	72	24456	No
141	GOM_NL__2PRFIN20061103_143143_000000432052_00354_24456_3166.N1	03-NOV-2006 14:31:43	Bright	43.000	58	21Alp And	2.0730	11000.	86	24456	No
142	GOM_NL__2PRFIN20061103_143302_000000312052_00354_24456_3167.N1	03-NOV-2006 14:33:02	Bright	31.000	53	43Bet And	2.0480	3300.0	62	24456	No
143	GOM_NL__2PRFIN20061103_143857_000000272052_00354_24456_3168.N1	03-NOV-2006 14:38:57	Bright	27.000	68	18Alp Cas	2.2250	4500.0	54	24456	No
144	GOM_NL__2PRFIN20061103_144003_000000282052_00354_24456_3169.N1	03-NOV-2006 14:40:03	Bright	28.000	110	37Del Cas	2.6780	8900.0	56	24456	No
145	GOM_NL__2PRFIN20061103_144812_000000292052_00354_24456_3170.N1	03-NOV-2006 14:48:12	Bright	29.000	49	1Alp UMi	1.9900	6300.0	58	24456	No
146	GOM_NL__2PRFIN20061103_145208_000000292052_00354_24456_3171.N1	03-NOV-2006 14:52:08	Bright	28.500	60	7Bet UMi	2.0810	3950.0	57	24456	No
147	GOM_NL__2PRFIN20061103_145759_000000302052_00354_24456_3172.N1	03-NOV-2006 14:57:59	Bright	30.000	32	77Eps UMa	1.7630	11000.	60	24456	No
148	GOM_NL__2PRFIN20061103_145920_000000292052_00354_24456_3173.N1	03-NOV-2006 14:59:20	Bright	29.000	39	85Eta UMa	1.8540	24000.	58	24456	No
149	GOM_NL__2PRFIN20061103_150254_000000272052_00354_24456_3174.N1	03-NOV-2006 15:02:54	Bright	27.000	152	12Alp2CVn	2.8900	11000.	54	24456	No
150	GOM_NL__2PRFIN20061103_151023_000000312052_00354_24456_3175.N1	03-NOV-2006 15:10:23	Bright	30.500	62	94Bet Leo	2.1360	9700.0	61	24456	No
151	GOM_NL__2PRFIN20061103_152756_000000332052_00354_24456_3176.N1	03-NOV-2006 15:27:56	Dark	33.000	99	Del Cen	2.5750	26000.	66	24456	No
152	GOM_NL__2PRFIN20061103_152907_000000392052_00354_24456_3177.N1	03-NOV-2006 15:29:07	Dark	39.000	113	Mu Vel	2.6920	5000.0	78	24456	No
153	GOM_NL__2PRFIN20061103_153239_000000312052_00355_24457_3161.N1	03-NOV-2006 15:32:39	Dark	31.000	124	The Car	2.7640	30000.	62	24457	No
154	GOM_NL__2PRFIN20061103_154611_000000322052_00355_24457_3162.N1	03-NOV-2006 15:46:11	Dark	31.500	143	Alp Hyi	2.8570	7200.0	63	24457	No
155	GOM_NL__2PRFIN20061103_154733_000000392052_00355_24457_3163.N1	03-NOV-2006 15:47:33	Dark	39.000	9	Alp Eri	0.45300	24000.	78	24457	No
156	GOM_NL__2PRFIN20061103_155057_000000342052_00355_24457_3164.N1	03-NOV-2006 15:50:57	Straylight	33.500	157	The1Eri	2.9060	9300.0	67	24457	No
157	GOM_NL__2PRFIN20061103_155854_000000362052_00355_24457_3165.N1	03-NOV-2006 15:58:54	Straylight	35.500	52	16Bet Cet	2.0370	4500.0	71	24457	No
158	GOM_NL__2PRFIN20061103_161219_000000312052_00355_24457_3166.N1	03-NOV-2006 16:12:19	Bright	31.000	58	21Alp And	2.0730	11000.	62	24457	No
159	GOM_NL__2PRFIN20061103_161338_000000312052_00355_24457_3167.N1	03-NOV-2006 16:13:38	Bright	31.000	53	43Bet And	2.0480	3300.0	62	24457	No
160	GOM_NL__2PRFIN20061103_161933_000000312052_00355_24457_3168.N1	03-NOV-2006 16:19:33	Bright	30.500	68	18Alp Cas	2.2250	4500.0	61	24457	No

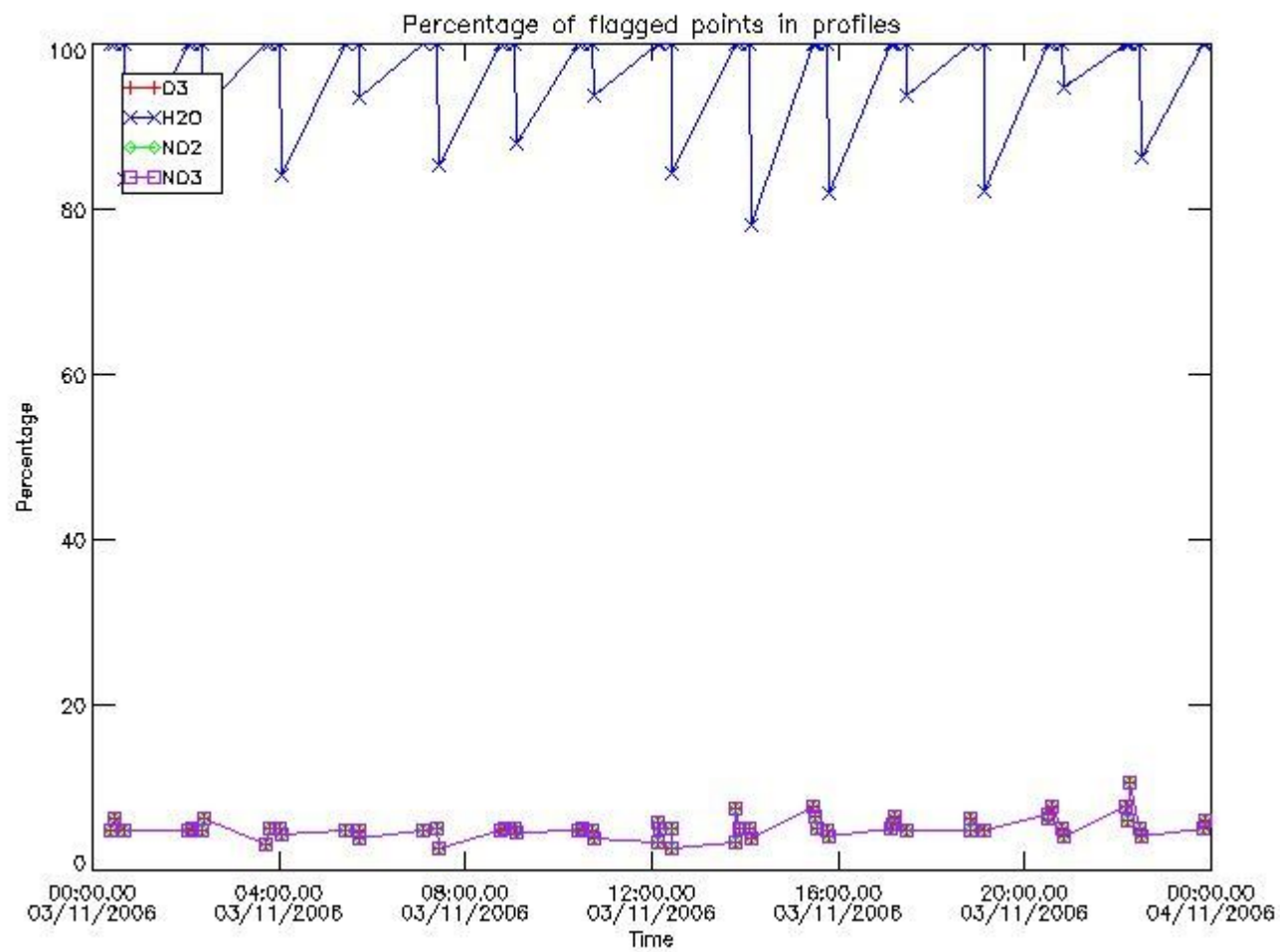
161	GOM_NL__2PRFIN20061103_162039_000000302052_00355_24457_3169.N1	03-NOV-2006 16:20:39	Bright	29.500	110	37Del Cas	2.6780	8900.0	59	24457	No
162	GOM_NL__2PRFIN20061103_162848_000000292052_00355_24457_3170.N1	03-NOV-2006 16:28:48	Bright	29.000	49	1Alp UMi	1.9900	6300.0	58	24457	No
163	GOM_NL__2PRFIN20061103_163244_000000322052_00355_24457_3171.N1	03-NOV-2006 16:32:44	Bright	31.500	60	7Bet UMi	2.0810	3950.0	63	24457	No
164	GOM_NL__2PRFIN20061103_163835_000000312052_00355_24457_3172.N1	03-NOV-2006 16:38:35	Bright	31.000	32	77Eps UMa	1.7630	11000.	62	24457	No
165	GOM_NL__2PRFIN20061103_163956_000000302052_00355_24457_3173.N1	03-NOV-2006 16:39:56	Bright	30.000	39	85Eta UMa	1.8540	24000.	60	24457	No
166	GOM_NL__2PRFIN20061103_164330_000000282052_00355_24457_3174.N1	03-NOV-2006 16:43:30	Bright	28.000	152	12Alp2CVn	2.8900	11000.	56	24457	No
167	GOM_NL__2PRFIN20061103_165059_000000302052_00355_24457_3175.N1	03-NOV-2006 16:50:59	Bright	29.500	62	94Bet Leo	2.1360	9700.0	59	24457	No
168	GOM_NL__2PRFIN20061103_170832_000000312052_00355_24457_3176.N1	03-NOV-2006 17:08:32	Dark	31.000	99	Del Cen	2.5750	26000.	62	24457	No
169	GOM_NL__2PRFIN20061103_170944_000000372052_00355_24457_3177.N1	03-NOV-2006 17:09:44	Dark	37.000	113	Mu Vel	2.6920	5000.0	74	24457	No
170	GOM_NL__2PRFIN20061103_171315_000000322052_00356_24458_3161.N1	03-NOV-2006 17:13:15	Dark	31.500	124	The Car	2.7640	30000.	63	24458	No
171	GOM_NL__2PRFIN20061103_172647_000000332052_00356_24458_3162.N1	03-NOV-2006 17:26:47	Dark	32.500	143	Alp Hyi	2.8570	7200.0	65	24458	No
172	GOM_NL__2PRFIN20061103_172809_000000322052_00356_24458_3163.N1	03-NOV-2006 17:28:09	Dark	32.000	9	Alp Eri	0.45300	24000.	64	24458	No
173	GOM_NL__2PRFIN20061103_173133_000000362052_00356_24458_3164.N1	03-NOV-2006 17:31:33	Straylight	35.500	157	The1Eri	2.9060	9300.0	71	24458	No
174	GOM_NL__2PRFIN20061103_173930_000000382052_00356_24458_3165.N1	03-NOV-2006 17:39:30	Straylight	38.000	52	16Bet Cet	2.0370	4500.0	76	24458	No
175	GOM_NL__2PRFIN20061103_175255_000000312052_00356_24458_3166.N1	03-NOV-2006 17:52:55	Bright	30.500	58	21Alp And	2.0730	11000.	61	24458	No
176	GOM_NL__2PRFIN20061103_175414_000000302052_00356_24458_3167.N1	03-NOV-2006 17:54:14	Bright	29.500	53	43Bet And	2.0480	3300.0	59	24458	No
177	GOM_NL__2PRFIN20061103_180009_000000292052_00356_24458_3168.N1	03-NOV-2006 18:00:09	Bright	29.000	68	18Alp Cas	2.2250	4500.0	58	24458	No
178	GOM_NL__2PRFIN20061103_180118_000000292052_00356_24458_3169.N1	03-NOV-2006 18:01:18	Bright	29.000	76	27Gam Cas	2.3000	30000.	58	24458	No
179	GOM_NL__2PRFIN20061103_180923_000000312052_00356_24458_3170.N1	03-NOV-2006 18:09:23	Bright	30.500	49	1Alp UMi	1.9900	6300.0	61	24458	No
180	GOM_NL__2PRFIN20061103_181320_000000312052_00356_24458_3171.N1	03-NOV-2006 18:13:20	Bright	31.000	60	7Bet UMi	2.0810	3950.0	62	24458	No
181	GOM_NL__2PRFIN20061103_181911_000000292052_00356_24458_3172.N1	03-NOV-2006 18:19:11	Bright	29.000	32	77Eps UMa	1.7630	11000.	58	24458	No
182	GOM_NL__2PRFIN20061103_182032_000000462052_00356_24458_3173.N1	03-NOV-2006 18:20:32	Bright	46.000	39	85Eta UMa	1.8540	24000.	92	24458	No
183	GOM_NL__2PRFIN20061103_182406_000000292052_00356_24458_3174.N1	03-NOV-2006 18:24:06	Bright	28.500	152	12Alp2CVn	2.8900	11000.	57	24458	No
184	GOM_NL__2PRFIN20061103_183136_000000302052_00356_24458_3175.N1	03-NOV-2006 18:31:36	Bright	29.500	62	94Bet Leo	2.1360	9700.0	59	24458	No
185	GOM_NL__2PRFIN20061103_184909_000000332052_00356_24458_3176.N1	03-NOV-2006 18:49:09	Dark	32.500	99	Del Cen	2.5750	26000.	65	24458	No
186	GOM_NL__2PRFIN20061103_185020_000000332052_00356_24458_3177.N1	03-NOV-2006 18:50:20	Dark	33.000	113	Mu Vel	2.6920	5000.0	66	24458	No
187	GOM_NL__2PRFIN20061103_190723_000000322052_00357_24459_3181.N1	03-NOV-2006 19:07:23	Dark	31.500	143	Alp Hyi	2.8570	7200.0	63	24459	No
188	GOM_NL__2PRFIN20061103_190846_000000322052_00357_24459_3182.N1	03-NOV-2006 19:08:46	Dark	31.500	9	Alp Eri	0.45300	24000.	63	24459	No
189	GOM_NL__2PRFIN20061103_191209_000000352052_00357_24459_3183.N1	03-NOV-2006 19:12:09	Straylight	35.000	157	The1Eri	2.9060	9300.0	70	24459	No
190	GOM_NL__2PRFIN20061103_192007_000000382052_00357_24459_3184.N1	03-NOV-2006 19:20:07	Straylight	37.500	52	16Bet Cet	2.0370	4500.0	75	24459	No
191	GOM_NL__2PRFIN20061103_193331_000000302052_00357_24459_3185.N1	03-NOV-2006 19:33:31	Bright	30.000	58	21Alp And	2.0730	11000.	60	24459	No
192	GOM_NL__2PRFIN20061103_193450_000000322052_00357_24459_3186.N1	03-NOV-2006 19:34:50	Bright	31.500	53	43Bet And	2.0480	3300.0	63	24459	No
193	GOM_NL__2PRFIN20061103_194045_000000322052_00357_24459_3187.N1	03-NOV-2006 19:40:45	Bright	31.500	68	18Alp Cas	2.2250	4500.0	63	24459	No
194	GOM_NL__2PRFIN20061103_194154_000000292052_00357_24459_3188.N1	03-NOV-2006 19:41:54	Bright	29.000	76	27Gam Cas	2.3000	30000.	58	24459	No
195	GOM_NL__2PRFIN20061103_194959_000000312052_00357_24459_3189.N1	03-NOV-2006 19:49:59	Bright	31.000	49	1Alp UMi	1.9900	6300.0	62	24459	No
196	GOM_NL__2PRFIN20061103_195356_000000302052_00357_24459_3190.N1	03-NOV-2006 19:53:56	Bright	30.000	60	7Bet UMi	2.0810	3950.0	60	24459	No
197	GOM_NL__2PRFIN20061103_195947_000000322052_00357_24459_3191.N1	03-NOV-2006 19:59:47	Bright	31.500	32	77Eps UMa	1.7630	11000.	63	24459	No
198	GOM_NL__2PRFIN20061103_200108_000000332052_00357_24459_3192.N1	03-NOV-2006 20:01:08	Bright	32.500	39	85Eta UMa	1.8540	24000.	65	24459	No
199	GOM_NL__2PRFIN20061103_201212_000000302052_00357_24459_3193.N1	03-NOV-2006 20:12:12	Bright	30.000	62	94Bet Leo	2.1360	9700.0	60	24459	No
200	GOM_NL__2PRFIN20061103_202945_000000312052_00357_24459_3194.N1	03-NOV-2006 20:29:45	Dark	31.000	99	Del Cen	2.5750	26000.	62	24459	No
201	GOM_NL__2PRFIN20061103_203056_000000342052_00357_24459_3195.N1	03-NOV-2006 20:30:56	Dark	33.500	113	Mu Vel	2.6920	5000.0	67	24459	No
202	GOM_NL__2PRFIN20061103_203448_000000342052_00358_24460_3181.N1	03-NOV-2006 20:34:48	Dark	33.500	91	Kap Vel	2.4900	26000.	67	24460	No
203	GOM_NL__2PRFIN20061103_204759_000000302052_00358_24460_3182.N1	03-NOV-2006 20:47:59	Dark	30.000	143	Alp Hyi	2.8570	7200.0	60	24460	No
204	GOM_NL__2PRFIN20061103_204922_000000392052_00358_24460_3183.N1	03-NOV-2006 20:49:22	Dark	39.000	9	Alp Eri	0.45300	24000.	78	24460	No
205	GOM_NL__2PRFIN20061103_205246_000000322052_00358_24460_3184.N1	03-NOV-2006 20:52:46	Straylight	32.000	157	The1Eri	2.9060	9300.0	64	24460	No
206	GOM_NL__2PRFIN20061103_210043_000000382052_00358_24460_3185.N1	03-NOV-2006 21:00:43	Straylight	38.000	52	16Bet Cet	2.0370	4500.0	76	24460	No
207	GOM_NL__2PRFIN20061103_211407_000000312052_00358_24460_3186.N1	03-NOV-2006 21:14:07	Bright	31.000	58	21Alp And	2.0730	11000.	62	24460	No
208	GOM_NL__2PRFIN20061103_211526_000000312052_00358_24460_3187.N1	03-NOV-2006 21:15:26	Bright	31.000	53	43Bet And	2.0480	3300.0	62	24460	No
209	GOM_NL__2PRFIN20061103_212121_000000282052_00358_24460_3188.N1	03-NOV-2006 21:21:21	Bright	27.500	68	18Alp Cas	2.2250	4500.0	55	24460	No
210	GOM_NL__2PRFIN20061103_212230_000000312052_00358_24460_3189.N1	03-NOV-2006 21:22:30	Bright	30.500	76	27Gam Cas	2.3000	30000.	61	24460	No
211	GOM_NL__2PRFIN20061103_213035_000000312052_00358_24460_3190.N1	03-NOV-2006 21:30:35	Bright	30.500	49	1Alp UMi	1.9900	6300.0	61	24460	No
212	GOM_NL__2PRFIN20061103_213432_000000312052_00358_24460_3191.N1	03-NOV-2006 21:34:32	Bright	30.500	60	7Bet UMi	2.0810	3950.0	61	24460	No
213	GOM_NL__2PRFIN20061103_214023_000000462052_00358_24460_3192.N1	03-NOV-2006 21:40:23	Bright	46.000	32	77Eps UMa	1.7630	11000.	92	24460	No
214	GOM_NL__2PRFIN20061103_214144_000000322052_00358_24460_3193.N1	03-NOV-2006 21:41:44	Bright	31.500	39	85Eta UMa	1.8540	24000.	63	24460	No
215	GOM_NL__2PRFIN20061103_214518_000000282052_00358_24460_3194.N1	03-NOV-2006 21:45:18	Bright	27.500	152	12Alp2CVn	2.8900	11000.	55	24460	No
216	GOM_NL__2PRFIN20061103_215248_000000312052_00358_24460_3195.N1	03-NOV-2006 21:52:48	Bright	30.500	62	94Bet Leo	2.1360	9700.0	61	24460	No
217	GOM_NL__2PRFIN20061103_221021_000000342052_00358_24460_3196.N1	03-NOV-2006 22:10:21	Dark	33.500	99	Del Cen	2.5750	26000.	67	24460	No
218	GOM_NL__2PRFIN20061103_221133_000000352052_00358_24460_3197.N1	03-NOV-2006 22:11:33	Dark	34.500	113	Mu Vel	2.6920	5000.0	69	24460	No
219	GOM_NL__2PRFIN20061103_221524_000000342052_00359_24461_3181.N1	03-NOV-2006 22:15:24	Dark	33.500	91	Kap Vel	2.4900	26000.	67	24461	No

220	GOM_NL__2PRFIN20061103_222835_000000312052_00359_24461_3182.N1	03-NOV-2006 22:28:35	Dark	30.500	143	Alp Hyi	2.8570	7200.0	61	24461	No
221	GOM_NL__2PRFIN20061103_222957_000000372052_00359_24461_3183.N1	03-NOV-2006 22:29:57	Dark	37.000	9	Alp Eri	0.45300	24000.	74	24461	No
222	GOM_NL__2PRFIN20061103_223322_000000342052_00359_24461_3184.N1	03-NOV-2006 22:33:22	Straylight	34.000	157	The1Eri	2.9060	9300.0	68	24461	No
223	GOM_NL__2PRFIN20061103_224119_000000372052_00359_24461_3185.N1	03-NOV-2006 22:41:19	Straylight	37.000	52	16Bet Cet	2.0370	4500.0	74	24461	No
224	GOM_NL__2PRFIN20061103_225443_000000322052_00359_24461_3186.N1	03-NOV-2006 22:54:43	Bright	31.500	58	21Alp And	2.0730	11000.	63	24461	No
225	GOM_NL__2PRFIN20061103_225602_000000312052_00359_24461_3187.N1	03-NOV-2006 22:56:02	Bright	30.500	53	43Bet And	2.0480	3300.0	61	24461	No
226	GOM_NL__2PRFIN20061103_230157_000000312052_00359_24461_3188.N1	03-NOV-2006 23:01:57	Bright	30.500	68	18Alp Cas	2.2250	4500.0	61	24461	No
227	GOM_NL__2PRFIN20061103_230306_000000312052_00359_24461_3189.N1	03-NOV-2006 23:03:06	Bright	30.500	76	27Gam Cas	2.3000	30000.	61	24461	No
228	GOM_NL__2PRFIN20061103_231111_000000272052_00359_24461_3190.N1	03-NOV-2006 23:11:11	Bright	27.000	49	1Alp UMi	1.9900	6300.0	54	24461	No
229	GOM_NL__2PRFIN20061103_231508_000000312052_00359_24461_3191.N1	03-NOV-2006 23:15:08	Bright	31.000	60	7Bet UMi	2.0810	3950.0	62	24461	No
230	GOM_NL__2PRFIN20061103_232059_000000282052_00359_24461_3192.N1	03-NOV-2006 23:20:59	Bright	27.500	32	77Eps UMa	1.7630	11000.	55	24461	No
231	GOM_NL__2PRFIN20061103_232220_000000292052_00359_24461_3193.N1	03-NOV-2006 23:22:20	Bright	28.500	39	85Eta UMa	1.8540	24000.	57	24461	No
232	GOM_NL__2PRFIN20061103_232554_000000292052_00359_24461_3194.N1	03-NOV-2006 23:25:54	Bright	29.000	152	12Alp2CVn	2.8900	11000.	58	24461	No
233	GOM_NL__2PRFIN20061103_233324_000000312052_00359_24461_3195.N1	03-NOV-2006 23:33:24	Bright	30.500	62	94Bet Leo	2.1360	9700.0	61	24461	No
234	GOM_NL__2PRFIN20061103_235057_000000312052_00359_24461_3196.N1	03-NOV-2006 23:50:57	Dark	30.500	99	Del Cen	2.5750	26000.	61	24461	No
235	GOM_NL__2PRFIN20061103_235209_000000342052_00359_24461_3197.N1	03-NOV-2006 23:52:09	Dark	34.000	113	Mu Vel	2.6920	5000.0	68	24461	No

3. Quality information per product

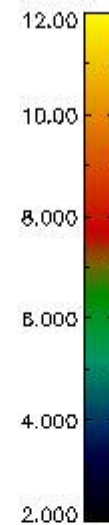
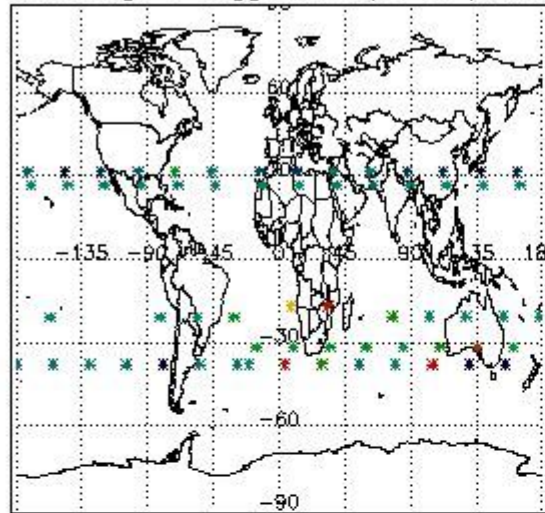
In this section it is plotted some information contained in the Quality Summary data set of the level 2 products. Only products in dark limb conditions and without errors (error flag in the MPH set to "0") are used.

3.1 Plot quality information per product (time dependant)

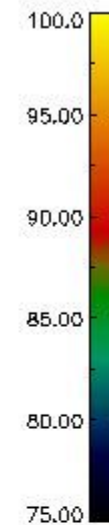
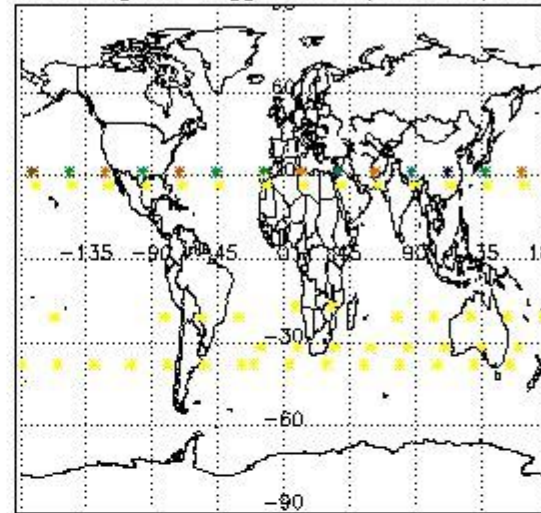


3.2 Plot quality information per product (world map)

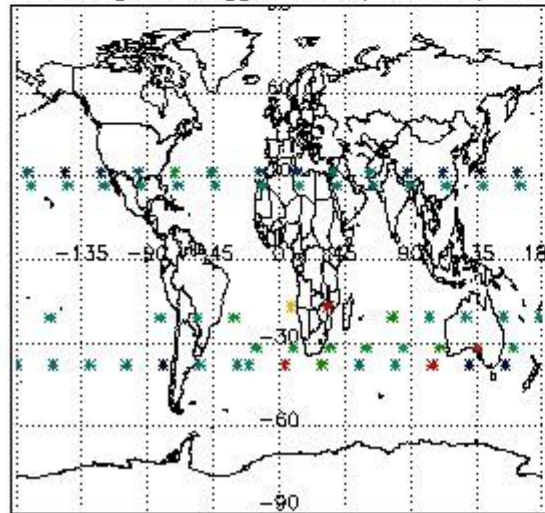
Percentage of flagged data per O3 profile



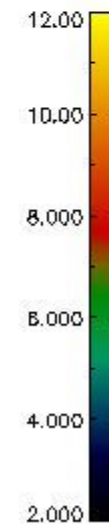
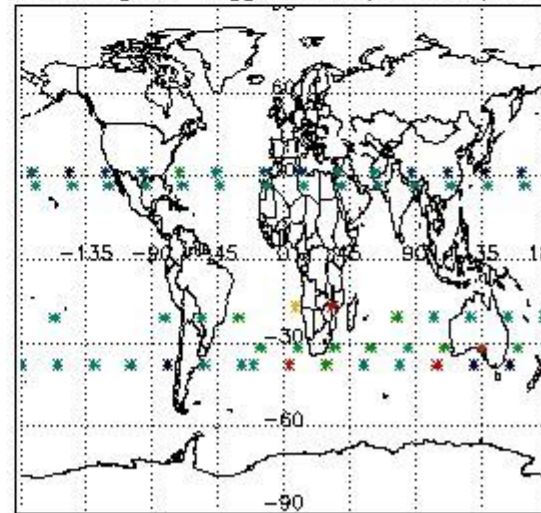
Percentage of flagged data per H2O profile



Percentage of flagged data per NO2 profile



Percentage of flagged data per NO3 profile

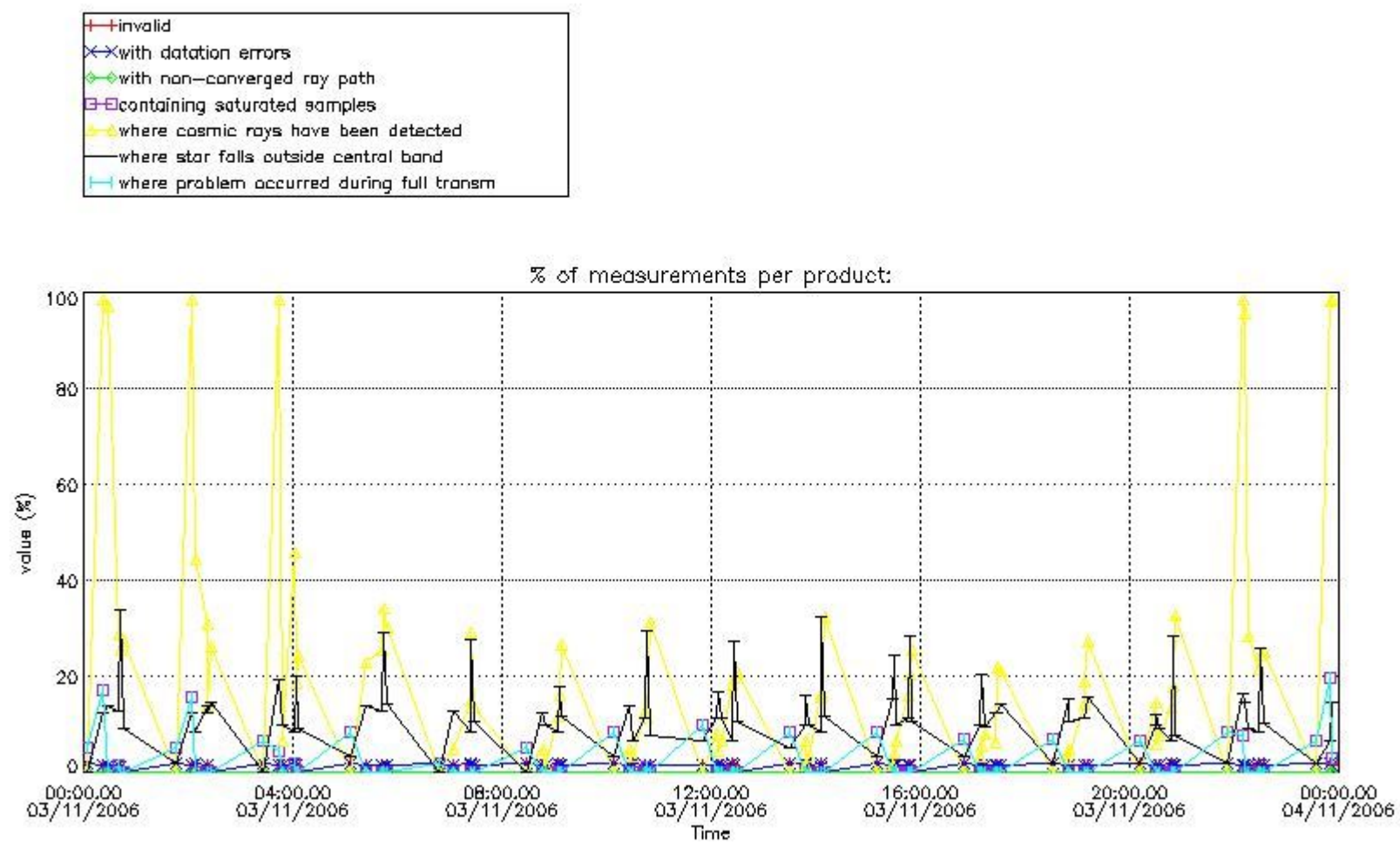


4. Level 1 quality information per product

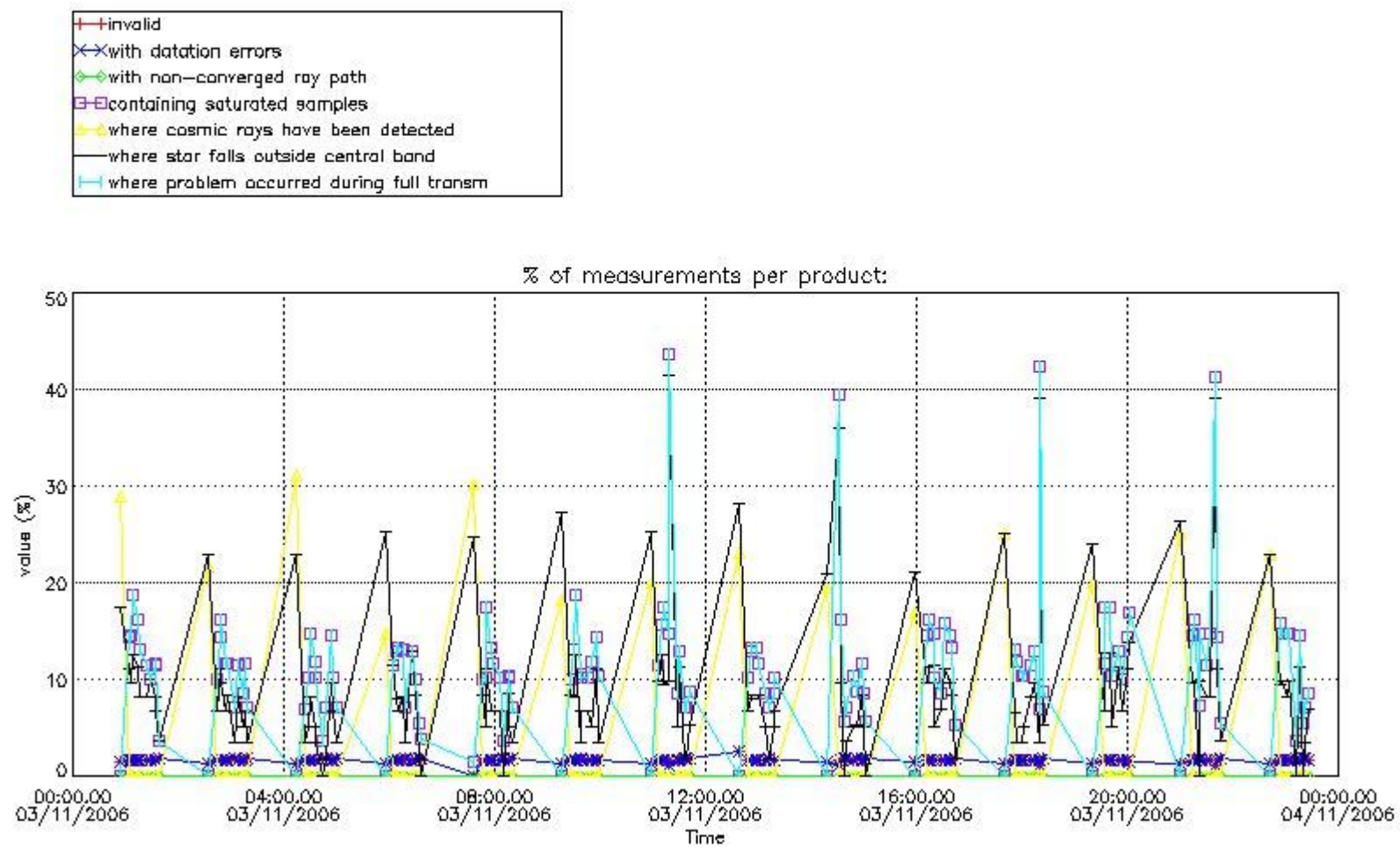
In this section it is plotted some information contained in the Quality Summary data set of the level 2 products that comes from the level 1b processing. Products without errors (error flag in the MPH set to "0") are used.

4.1 Plot quality information per product (time dependant) coming from level 1b processing

4.1.1 Plot level 1 quality information per product (time dependant): ENVISAT ASCENDING passes



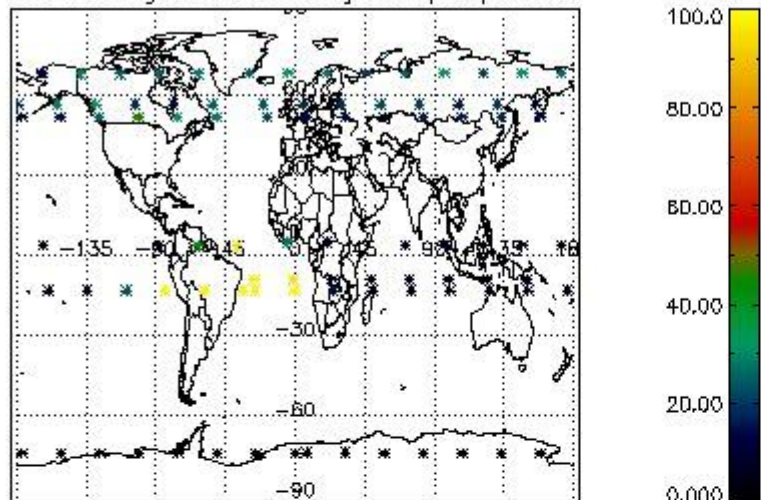
4.1.2 Plot level 1 quality information per product (time dependant): ENVI SAT DESCENDING passes



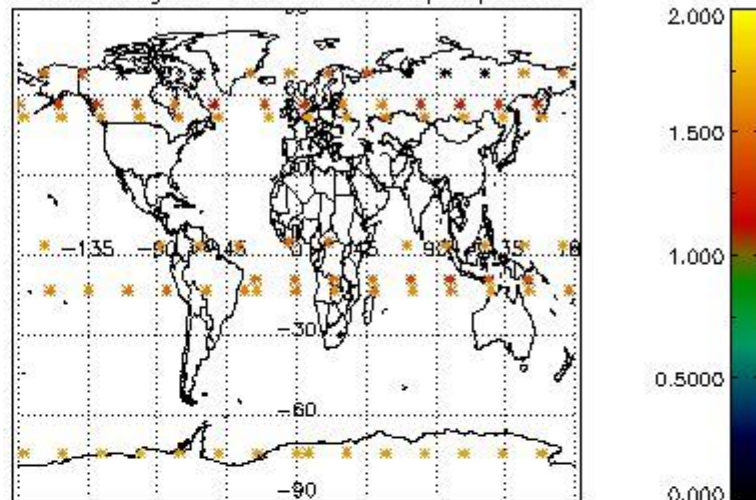
4.2 Plot quality information per product coming from level 1b processing (world map)

4.2.1 Plot level 1 quality information per product (world map): ENVISAT ASCENDING passes

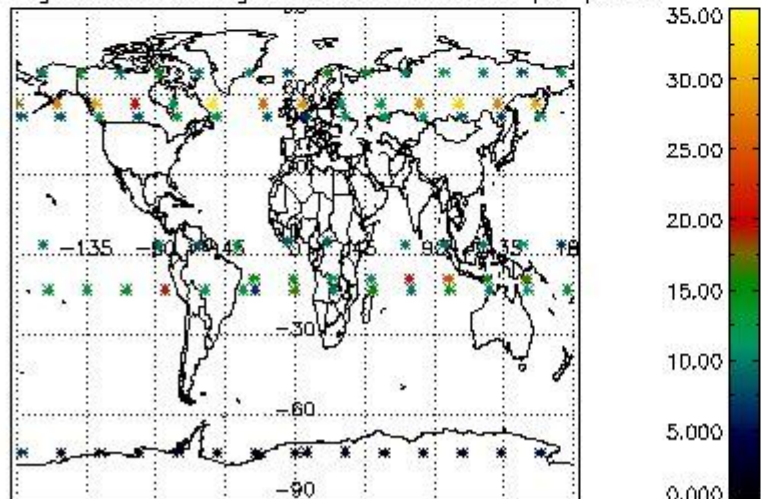
Percentage of cosmic ray hits per profile



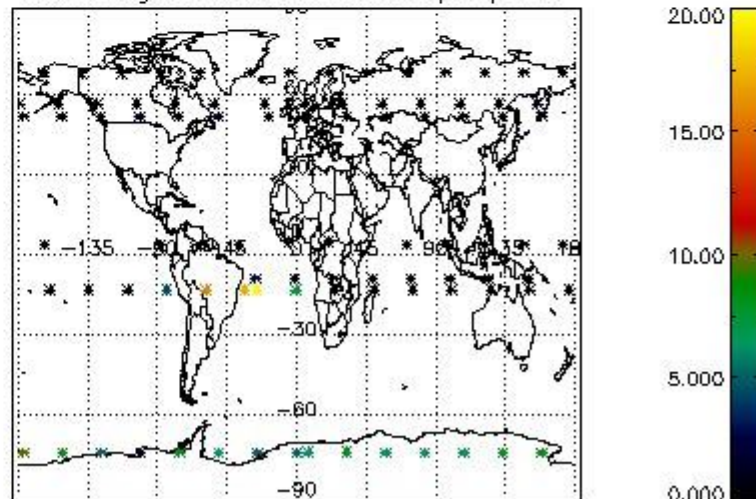
Percentage of datation errors per profile



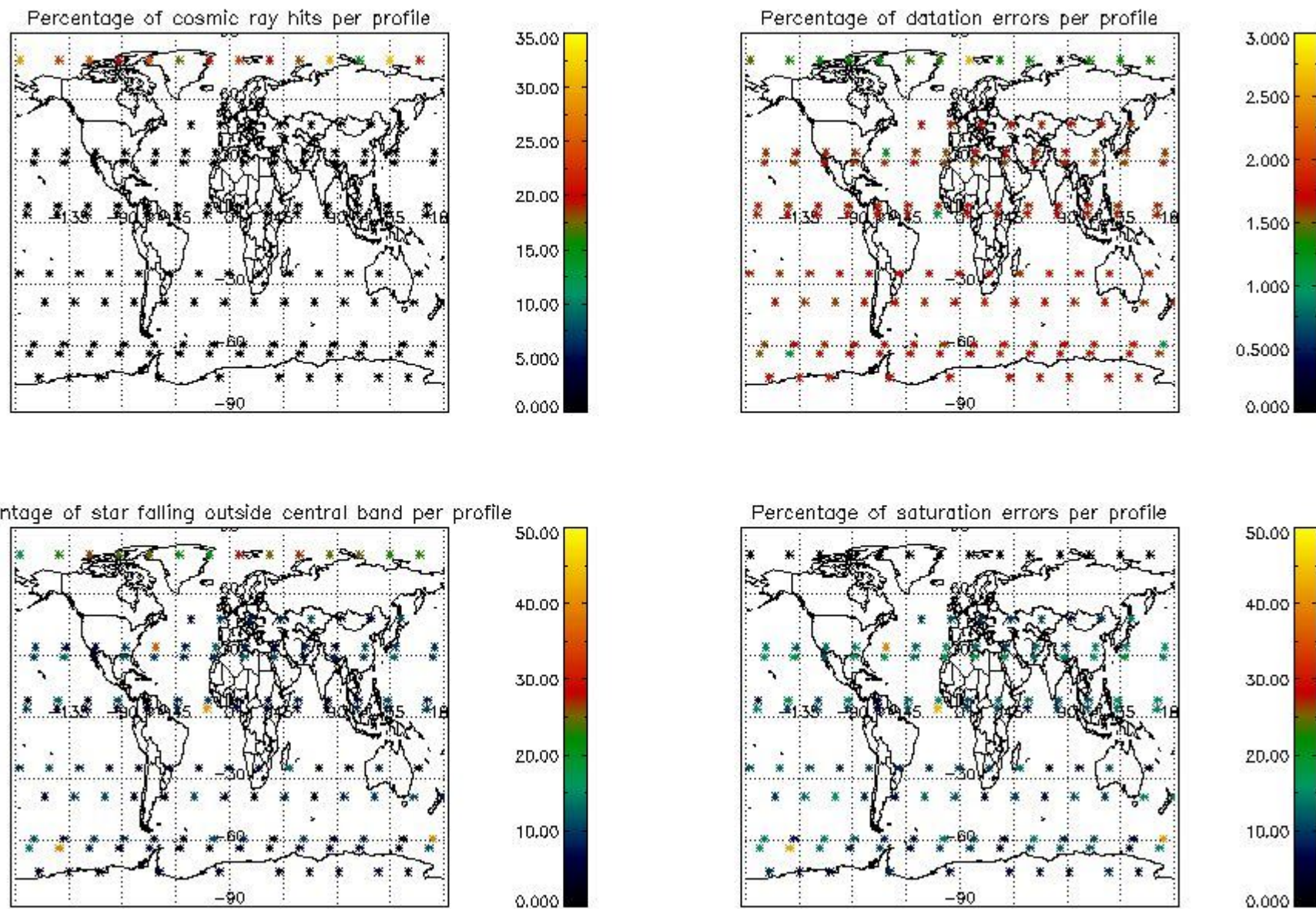
Percentage of star falling outside central band per profile



Percentage of saturation errors per profile



4.2.2 Plot level 1 quality information per product (world map): ENVISAT DESCENDING passes



5. Trace gas profiles

5.1 Ozone statistics based on quality of products

The final quality of the products can be "measured" using the STD (Standard Deviation) attached to every point profile. This information is written to the parameter GOM_NL__2P/NL_LOCAL_SPECIES_DENSITY/o3_std of the level 2 products. The table below shows the statistics for given STD ranges.

The statistics are given with respect to the overall valid production:

- Products without fatal errors: GOM_NL__2P/MPH/PRODUCT_ERR=0
- Valid point profile: GOM_NL__2P/NL_LOCAL_SPECIES_DENSITY/pcd(0)=0

The 'Criteria' is applied to valid points of dark limb products:

- Products in dark limb illumination condition: GOM_NL__2P/NL_SUMMARY_QUALITY/obs_ill_cond=0
- Products without fatal errors: GOM_NL__2P/MPH/PRODUCT_ERR=0
- Valid point profile: GOM_NL__2P/NL_LOCAL_SPECIES_DENSITY/pcd(0)=0

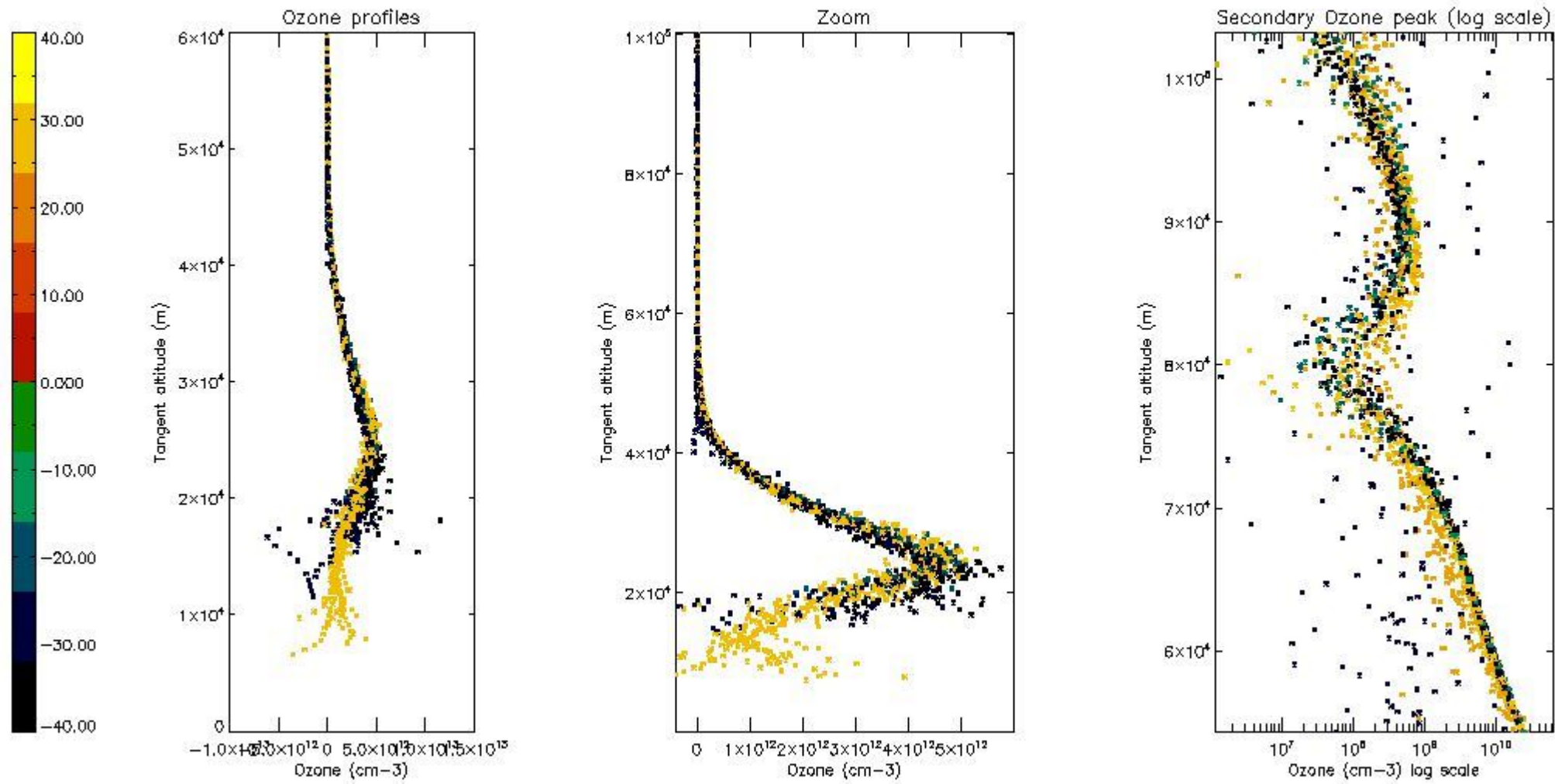
So, the table below shows the percentage of dark limb and valid observations for each criteria with respect to the overall valid daily observations.

Criteria	% of total production
All STD	28
STD < 20	19

STD < 10	14
STD < 5	9

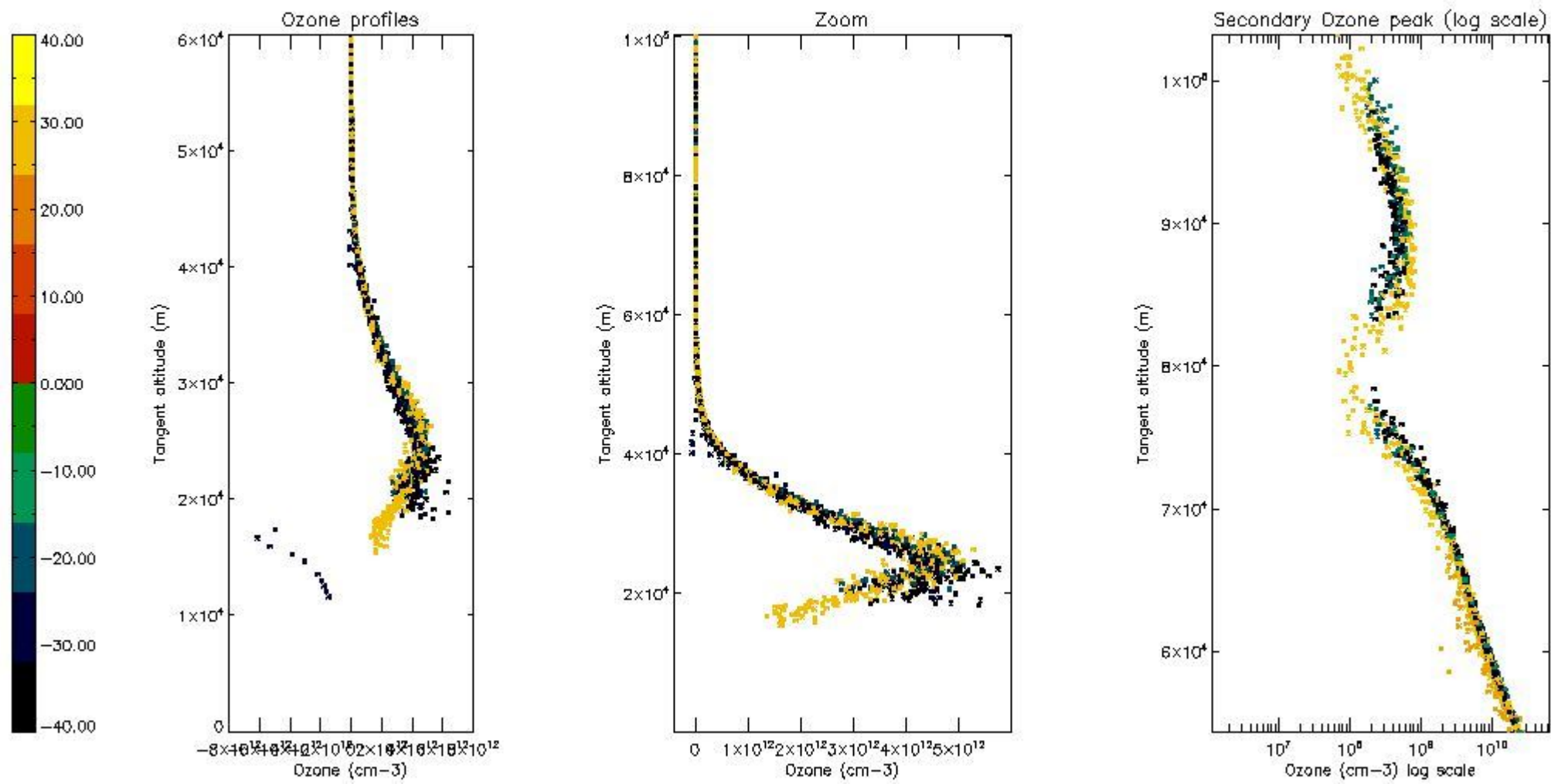
5.2 Plot ozone profiles for all STD (dark without errors)

The colorbar represents the latitude.



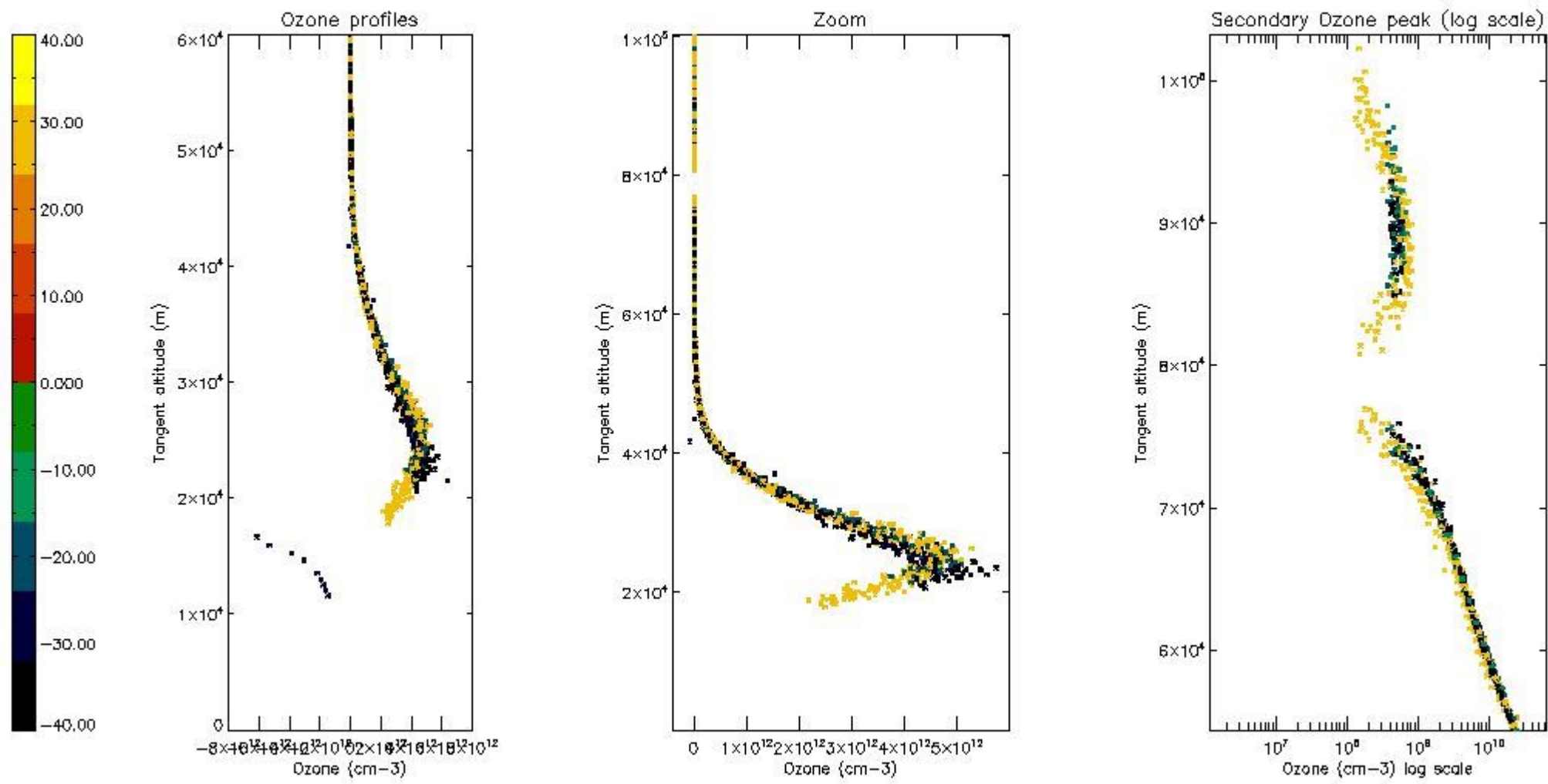
5.3 Plot ozone profiles where STD < 20% (dark without errors)

The colorbar represents the latitude.



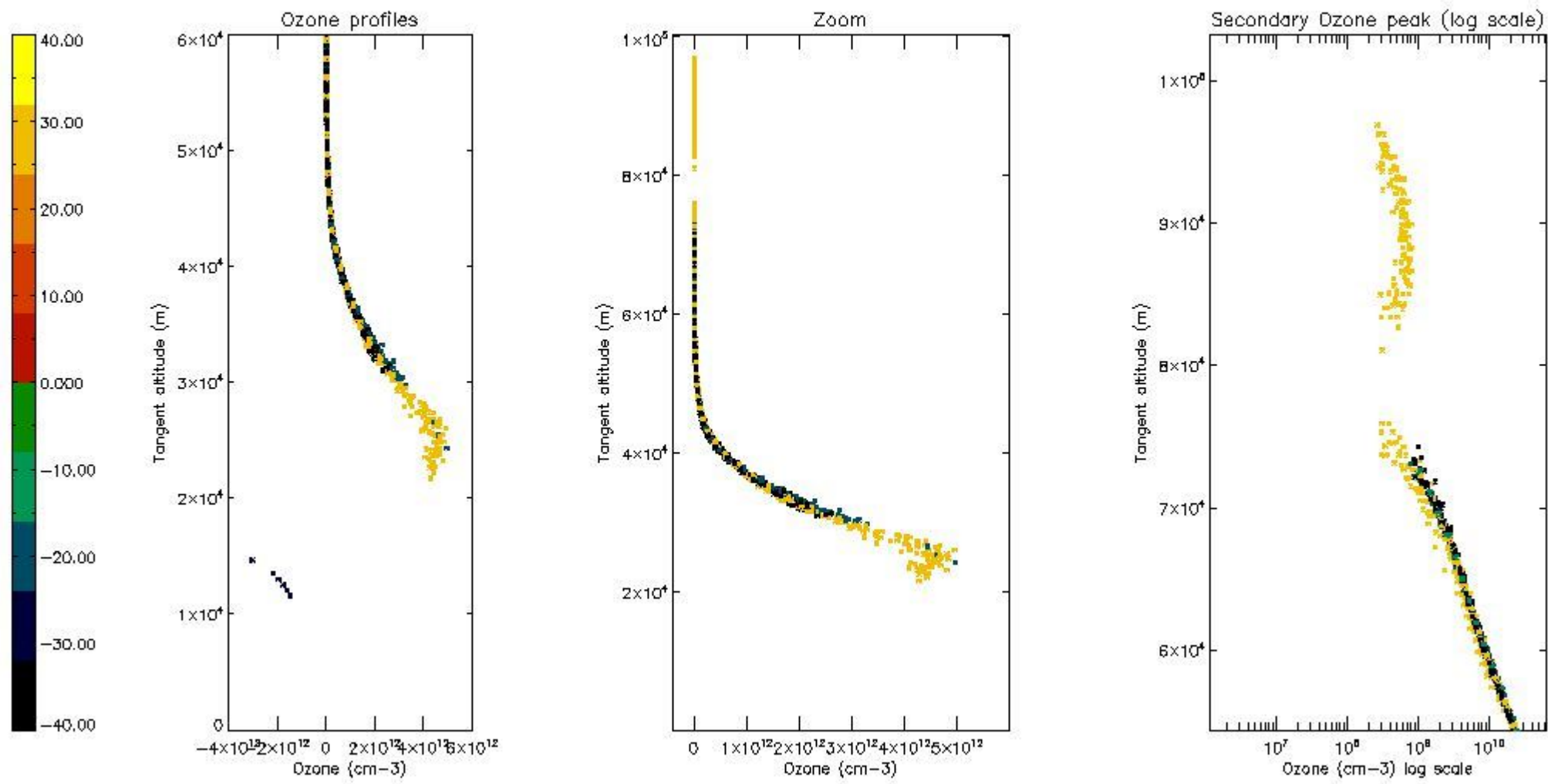
5.4 Plot ozone profiles where STD < 10% (dark without errors)

The colorbar represents the latitude.



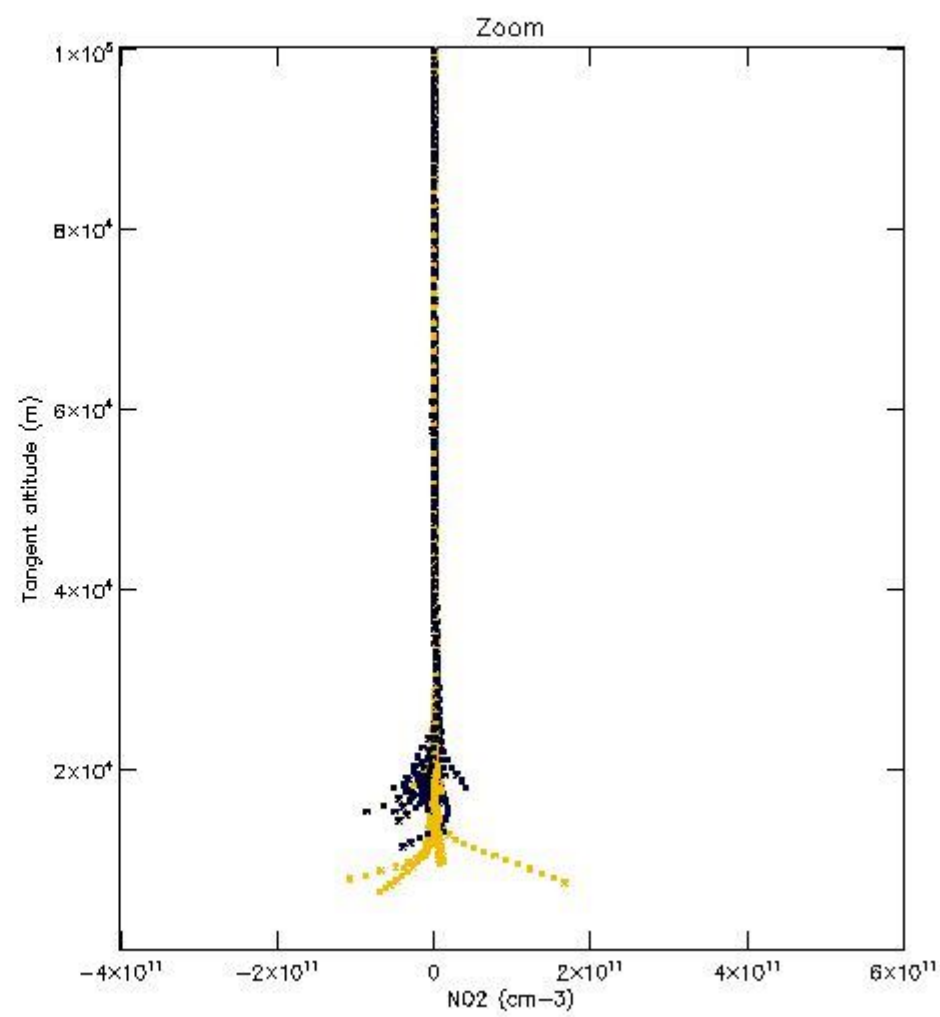
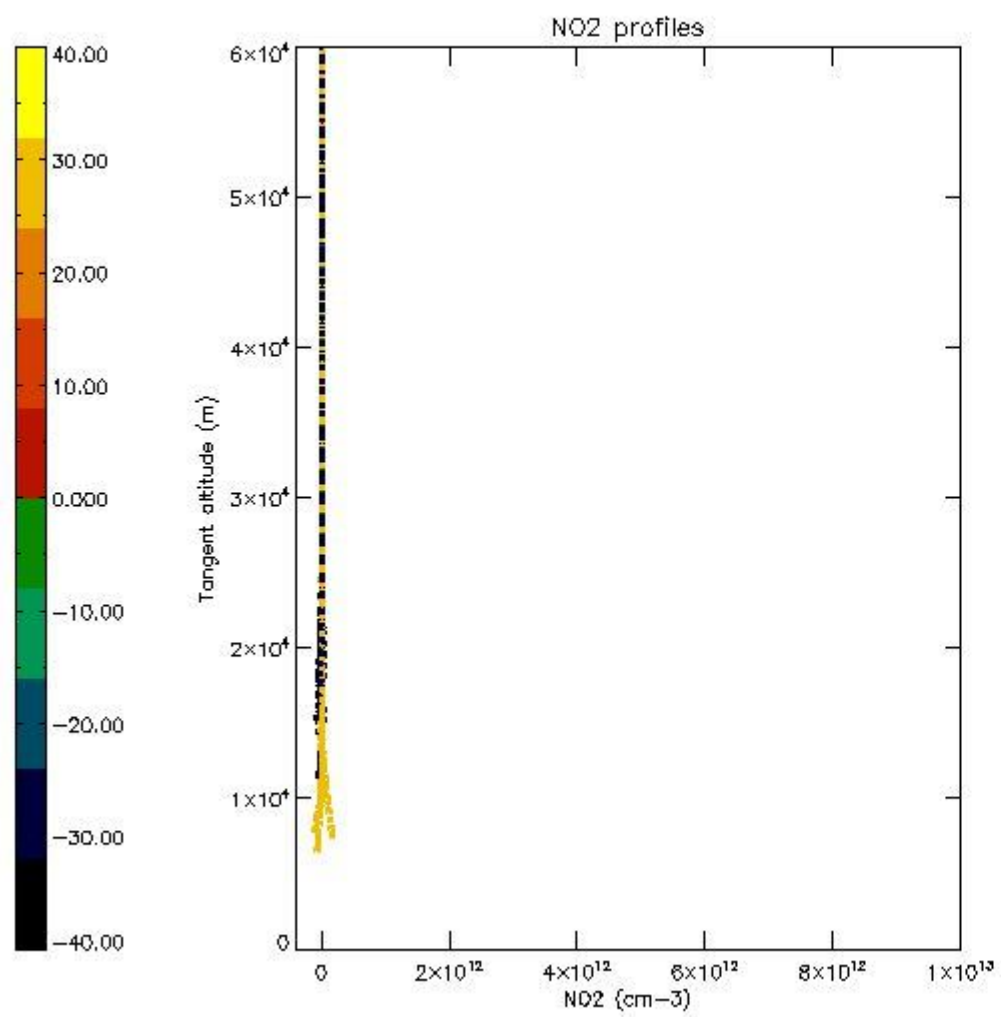
5.5 Plot ozone profiles where STD < 5% (dark without errors)

The colorbar represents the latitude.



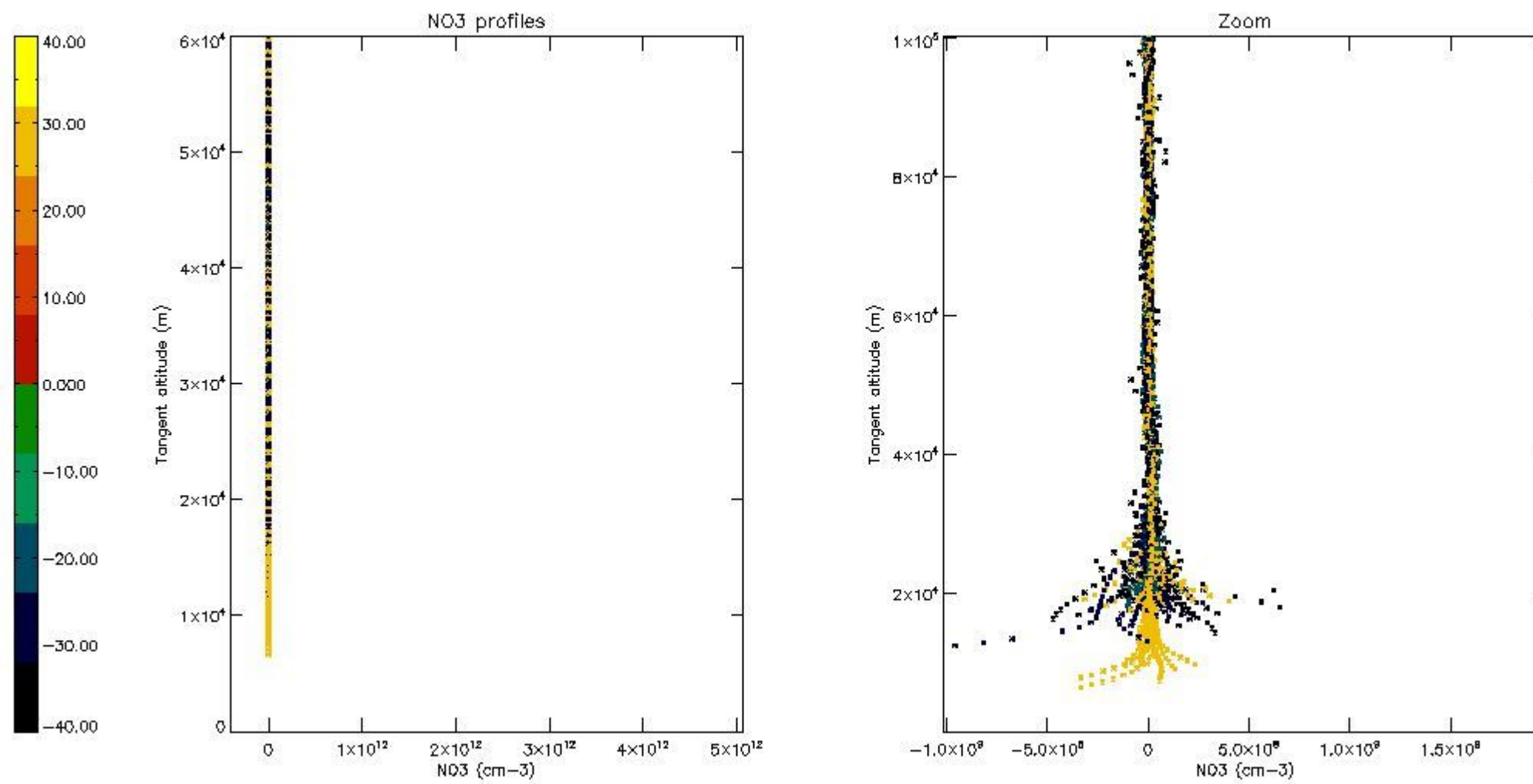
5.6 Plot NO₂ profiles for all STD (dark without errors)

The colorbar represents the latitude.



5.7 Plot NO3 profiles for all STD (dark without errors)

The colorbar represents the latitude.



6. Auxiliary Data Files used for the production reported in section 2

The number reported in the third column indicates since which file (see list in section 2) the corresponding auxiliary file has been used. The fourth column is the date of those product files.

Type	Auxiliary Filename	Used since product	Used since product date
INST_PHYS_CHARACTERISTICS	GOM_INS_AXVIEC20091111_143220_20030716_120000_20500101_000000	1	03-NOV-2006 00:04:57
LEVEL-2_PROC_CONFIG	GOM_PR2_AXVIEC20091111_152718_20020301_000000_20500101_000000	1	03-NOV-2006 00:04:57
CROSS_SECTIONS_FILE	GOM_CRS_AXVIEC20091111_154832_20020301_000000_20500101_000000	1	03-NOV-2006 00:04:57

GOMOS Level 2 Daily Report

SUMMARY

[1. General Info](#)

[2. Summary of processed GOM_NL_2P products](#)

[3. Level 2 Quality information per product](#)

[3.1 Plot of level 2 quality information per product \(time dependant\)](#)

[3.2 Plot of level 2 quality information per product \(world map\)](#)

[4. Level 1 Quality information per product \(stored on level 2 products\)](#)

[4.1 Plot of level 1 quality information per product \(time dependant\)](#)

[4.1.1 Plot of level 1 quality information per product \(time dependant\): ASCENDING](#)

[4.1.2 Plot of level 1 quality information per product \(time dependant\): DESCENDING](#)

[4.2 Plot of level 1 quality information per product \(world map\)](#)

[4.2.1 Plot of level 1 quality information per product \(world map\): ASCENDING](#)

[4.2.2 Plot of level 1 quality information per product \(world map\): DESCENDING](#)

[5. Ozone profiles based on quality statistics and other trace gas profiles](#)

[5.1 Ozone statistics based on quality of products](#)

[5.2 Plot ozone profiles for all STD \(dark without errors\)](#)

[5.3 Plot ozone profiles where STD < 20% \(dark without errors\)](#)

[5.4. Plot ozone profiles where STD < 10% \(dark without errors\)](#)

[5.5. Plot ozone profiles where STD < 5% \(dark without errors\)](#)

[5.6 Plot NO2 profiles for all STD \(dark without errors\)](#)

[5.7 Plot NO3 profiles for all STD \(dark without errors\)](#)

[5.8 Plot H2O profiles \(only for occultations of stars 1,2,3,4,13,14,16,26,63 dark without errors\) for all STD](#)

[6. Auxiliary Data Files used for the production reported in section 2](#)

This report presents the daily analysis on parameters extracted from GOMOS level 2 data (GOM_NL__2P). It is intended to monitor some important parameters that will impact the quality of these products. A list of level 2 products (and content) that have arrived during the reporting day to the PCF is also given.

Item	Value
Time of report generation	24APR2013 05:31:55
Data source version	GOMOS/6.01
Start time of products	03-11-2006 (03NOV2006 00:00:00)
Stop time of products	04-11-2006 (04NOV2006 00:00:00)
Store outputs in DB	Yes
Nb of level 2 prods	235
Nb of prods with errors	0

2. Summary of processed GOM_NL__2P products.

Nr	Filename	UTC Start time	Limb	Duration	Star Id	Star Name	Star Mag	Star Temp	Nb Meas	Orbit	Prod. error
1	GOM_NL__2PRFIN20061103_000457_000000302052_00345_24447_3155.N1	03-NOV-2006 00:04:57	Bright	30.000	62	94Bet Leo	2.1360	9700.0	60	24447	No
2	GOM_NL__2PRFIN20061103_002231_000000322052_00345_24447_3156.N1	03-NOV-2006 00:22:31	Dark	32.000	99	Del Cen	2.5750	26000.	64	24447	No
3	GOM_NL__2PRFIN20061103_002713_000000332052_00346_24448_3140.N1	03-NOV-2006 00:27:13	Dark	32.500	124	The Car	2.7640	30000.	65	24448	No
4	GOM_NL__2PRFIN20061103_004045_000000322052_00346_24448_3141.N1	03-NOV-2006 00:40:45	Dark	31.500	143	Alp Hyi	2.8570	7200.0	63	24448	No
5	GOM_NL__2PRFIN20061103_004208_000000432052_00346_24448_3142.N1	03-NOV-2006 00:42:08	Dark	43.000	9	Alp Eri	0.45300	24000.	86	24448	No
6	GOM_NL__2PRFIN20061103_004531_000000332052_00346_24448_3143.N1	03-NOV-2006 00:45:31	Straylight	33.000	157	The1Eri	2.9060	9300.0	66	24448	No
7	GOM_NL__2PRFIN20061103_005329_000000352052_00346_24448_3144.N1	03-NOV-2006 00:53:29	Straylight	34.500	52	16Bet Cet	2.0370	4500.0	69	24448	No
8	GOM_NL__2PRFIN20061103_010302_000000322052_00346_24448_3145.N1	03-NOV-2006 01:03:02	Bright	31.500	140	88Gam Peg	2.8340	26000.	63	24448	No
9	GOM_NL__2PRFIN20061103_010653_000000312052_00346_24448_3146.N1	03-NOV-2006 01:06:53	Bright	31.000	58	21Alp And	2.0730	11000.	62	24448	No
10	GOM_NL__2PRFIN20061103_010815_000000322052_00346_24448_3147.N1	03-NOV-2006 01:08:15	Bright	32.000	53	43Bet And	2.0480	3300.0	64	24448	No
11	GOM_NL__2PRFIN20061103_011409_000000312052_00346_24448_3148.N1	03-NOV-2006 01:14:09	Bright	31.000	68	18Alp Cas	2.2250	4500.0	62	24448	No
12	GOM_NL__2PRFIN20061103_011517_000000312052_00346_24448_3149.N1	03-NOV-2006 01:15:17	Bright	30.500	110	37Del Cas	2.6780	8900.0	61	24448	No
13	GOM_NL__2PRFIN20061103_012324_000000312052_00346_24448_3150.N1	03-NOV-2006 01:23:24	Bright	30.500	49	1Alp UMi	1.9900	6300.0	61	24448	No
14	GOM_NL__2PRFIN20061103_012719_000000302052_00346_24448_3151.N1	03-NOV-2006 01:27:19	Bright	30.000	60	7Bet UMi	2.0810	3950.0	60	24448	No
15	GOM_NL__2PRFIN20061103_013310_000000312052_00346_24448_3152.N1	03-NOV-2006 01:33:10	Bright	30.500	32	77Eps UMa	1.7630	11000.	61	24448	No
16	GOM_NL__2PRFIN20061103_013430_000000302052_00346_24448_3153.N1	03-NOV-2006 01:34:30	Bright	30.000	39	85Eta UMa	1.8540	24000.	60	24448	No
17	GOM_NL__2PRFIN20061103_013806_000000282052_00346_24448_3154.N1	03-NOV-2006 01:38:06	Bright	27.500	152	12Alp2CVn	2.8900	11000.	55	24448	No
18	GOM_NL__2PRFIN20061103_014533_000000302052_00346_24448_3155.N1	03-NOV-2006 01:45:33	Bright	30.000	62	94Bet Leo	2.1360	9700.0	60	24448	No
19	GOM_NL__2PRFIN20061103_020307_000000322052_00346_24448_3156.N1	03-NOV-2006 02:03:07	Dark	32.000	99	Del Cen	2.5750	26000.	64	24448	No
20	GOM_NL__2PRFIN20061103_020749_000000312052_00347_24449_3161.N1	03-NOV-2006 02:07:49	Dark	30.500	124	The Car	2.7640	30000.	61	24449	No
21	GOM_NL__2PRFIN20061103_022121_000000332052_00347_24449_3162.N1	03-NOV-2006 02:21:21	Dark	32.500	143	Alp Hyi	2.8570	7200.0	65	24449	No
22	GOM_NL__2PRFIN20061103_022244_000000332052_00347_24449_3163.N1	03-NOV-2006 02:22:44	Dark	32.500	9	Alp Eri	0.45300	24000.	65	24449	No
23	GOM_NL__2PRFIN20061103_022607_000000352052_00347_24449_3164.N1	03-NOV-2006 02:26:07	Straylight	34.500	157	The1Eri	2.9060	9300.0	69	24449	No
24	GOM_NL__2PRFIN20061103_023405_000000372052_00347_24449_3165.N1	03-NOV-2006 02:34:05	Straylight	37.000	52	16Bet Cet	2.0370	4500.0	74	24449	No
25	GOM_NL__2PRFIN20061103_024338_000000302052_00347_24449_3166.N1	03-NOV-2006 02:43:38	Bright	30.000	140	88Gam Peg	2.8340	26000.	60	24449	No
26	GOM_NL__2PRFIN20061103_024729_000000322052_00347_24449_3167.N1	03-NOV-2006 02:47:29	Bright	31.500	58	21Alp And	2.0730	11000.	63	24449	No
27	GOM_NL__2PRFIN20061103_024851_000000312052_00347_24449_3168.N1	03-NOV-2006 02:48:51	Bright	31.000	53	43Bet And	2.0480	3300.0	62	24449	No
28	GOM_NL__2PRFIN20061103_025445_000000302052_00347_24449_3169.N1	03-NOV-2006 02:54:45	Bright	30.000	68	18Alp Cas	2.2250	4500.0	60	24449	No
29	GOM_NL__2PRFIN20061103_025553_000000302052_00347_24449_3170.N1	03-NOV-2006 02:55:53	Bright	30.000	110	37Del Cas	2.6780	8900.0	60	24449	No
30	GOM_NL__2PRFIN20061103_030400_000000292052_00347_24449_3171.N1	03-NOV-2006 03:04:00	Bright	28.500	49	1Alp UMi	1.9900	6300.0	57	24449	No
31	GOM_NL__2PRFIN20061103_030755_000000312052_00347_24449_3172.N1	03-NOV-2006 03:07:55	Bright	30.500	60	7Bet UMi	2.0810	3950.0	61	24449	No
32	GOM_NL__2PRFIN20061103_031346_000000302052_00347_24449_3173.N1	03-NOV-2006 03:13:46	Bright	29.500	32	77Eps UMa	1.7630	11000.	59	24449	No
33	GOM_NL__2PRFIN20061103_031507_000000302052_00347_24449_3174.N1	03-NOV-2006 03:15:07	Bright	30.000	39	85Eta UMa	1.8540	24000.	60	24449	No
34	GOM_NL__2PRFIN20061103_031841_000000292052_00347_24449_3175.N1	03-NOV-2006 03:18:41	Bright	28.500	152	12Alp2CVn	2.8900	11000.	57	24449	No
35	GOM_NL__2PRFIN20061103_032609_000000302052_00347_24449_3176.N1	03-NOV-2006 03:26:09	Bright	30.000	62	94Bet Leo	2.1360	9700.0	60	24449	No
36	GOM_NL__2PRFIN20061103_034344_000000342052_00347_24449_3177.N1	03-NOV-2006 03:43:44	Dark	34.000	99	Del Cen	2.5750	26000.	68	24449	No
37	GOM_NL__2PRFIN20061103_034825_000000312052_00348_24450_3161.N1	03-NOV-2006 03:48:25	Dark	31.000	124	The Car	2.7640	30000.	62	24450	No
38	GOM_NL__2PRFIN20061103_040158_000000312052_00348_24450_3162.N1	03-NOV-2006 04:01:58	Dark	30.500	143	Alp Hyi	2.8570	7200.0	61	24450	No
39	GOM_NL__2PRFIN20061103_040321_000000352052_00348_24450_3163.N1	03-NOV-2006 04:03:21	Dark	35.000	9	Alp Eri	0.45300	24000.	70	24450	No
40	GOM_NL__2PRFIN20061103_040643_000000332052_00348_24450_3164.N1	03-NOV-2006 04:06:43	Straylight	33.000	157	The1Eri	2.9060	9300.0	66	24450	No
41	GOM_NL__2PRFIN20061103_041442_000000372052_00348_24450_3165.N1	03-NOV-2006 04:14:42	Straylight	37.000	52	16Bet Cet	2.0370	4500.0	74	24450	No
42	GOM_NL__2PRFIN20061103_042414_000000292052_00348_24450_3166.N1	03-NOV-2006 04:24:14	Bright	29.000	140	88Gam Peg	2.8340	26000.	58	24450	No

43	GOM_NL__2PRFIN20061103_042805_000000302052_00348_24450_3167.N1	03-NOV-2006 04:28:05	Bright	29.500	58	21Alp And	2.0730	11000.	59	24450	No
44	GOM_NL__2PRFIN20061103_042927_000000312052_00348_24450_3168.N1	03-NOV-2006 04:29:27	Bright	30.500	53	43Bet And	2.0480	3300.0	61	24450	No
45	GOM_NL__2PRFIN20061103_043521_000000302052_00348_24450_3169.N1	03-NOV-2006 04:35:21	Bright	29.500	68	18Alp Cas	2.2250	4500.0	59	24450	No
46	GOM_NL__2PRFIN20061103_043628_000000302052_00348_24450_3170.N1	03-NOV-2006 04:36:28	Bright	29.500	110	37Del Cas	2.6780	8900.0	59	24450	No
47	GOM_NL__2PRFIN20061103_044436_000000282052_00348_24450_3171.N1	03-NOV-2006 04:44:36	Bright	27.500	49	1Alp UMi	1.9900	6300.0	55	24450	No
48	GOM_NL__2PRFIN20061103_044831_000000292052_00348_24450_3172.N1	03-NOV-2006 04:48:31	Bright	28.500	60	7Bet UMi	2.0810	3950.0	57	24450	No
49	GOM_NL__2PRFIN20061103_045423_000000312052_00348_24450_3173.N1	03-NOV-2006 04:54:23	Bright	31.000	32	77Eps UMa	1.7630	11000.	62	24450	No
50	GOM_NL__2PRFIN20061103_045543_000000302052_00348_24450_3174.N1	03-NOV-2006 04:55:43	Bright	29.500	39	85Eta UMa	1.8540	24000.	59	24450	No
51	GOM_NL__2PRFIN20061103_045918_000000292052_00348_24450_3175.N1	03-NOV-2006 04:59:18	Bright	28.500	152	12Alp2CVn	2.8900	11000.	57	24450	No
52	GOM_NL__2PRFIN20061103_050646_000000312052_00348_24450_3176.N1	03-NOV-2006 05:06:46	Bright	30.500	62	94Bet Leo	2.1360	9700.0	61	24450	No
53	GOM_NL__2PRFIN20061103_052420_000000332052_00348_24450_3177.N1	03-NOV-2006 05:24:20	Dark	32.500	99	Del Cen	2.5750	26000.	65	24450	No
54	GOM_NL__2PRFIN20061103_054234_000000322052_00349_24451_3161.N1	03-NOV-2006 05:42:34	Dark	31.500	143	Alp Hyi	2.8570	7200.0	63	24451	No
55	GOM_NL__2PRFIN20061103_054357_000000402052_00349_24451_3162.N1	03-NOV-2006 05:43:57	Dark	39.500	9	Alp Eri	0.45300	24000.	79	24451	No
56	GOM_NL__2PRFIN20061103_054719_000000352052_00349_24451_3163.N1	03-NOV-2006 05:47:19	Straylight	35.000	157	The1Eri	2.9060	9300.0	70	24451	No
57	GOM_NL__2PRFIN20061103_055518_000000382052_00349_24451_3164.N1	03-NOV-2006 05:55:18	Straylight	37.500	52	16Bet Cet	2.0370	4500.0	75	24451	No
58	GOM_NL__2PRFIN20061103_060451_000000312052_00349_24451_3165.N1	03-NOV-2006 06:04:51	Bright	30.500	140	88Gam Peg	2.8340	26000.	61	24451	No
59	GOM_NL__2PRFIN20061103_060841_000000312052_00349_24451_3166.N1	03-NOV-2006 06:08:41	Bright	31.000	58	21Alp And	2.0730	11000.	62	24451	No
60	GOM_NL__2PRFIN20061103_061002_000000302052_00349_24451_3167.N1	03-NOV-2006 06:10:02	Bright	30.000	53	43Bet And	2.0480	3300.0	60	24451	No
61	GOM_NL__2PRFIN20061103_061557_000000312052_00349_24451_3168.N1	03-NOV-2006 06:15:57	Bright	30.500	68	18Alp Cas	2.2250	4500.0	61	24451	No
62	GOM_NL__2PRFIN20061103_061704_000000292052_00349_24451_3169.N1	03-NOV-2006 06:17:04	Bright	28.500	110	37Del Cas	2.6780	8900.0	57	24451	No
63	GOM_NL__2PRFIN20061103_062512_000000312052_00349_24451_3170.N1	03-NOV-2006 06:25:12	Bright	31.000	49	1Alp UMi	1.9900	6300.0	62	24451	No
64	GOM_NL__2PRFIN20061103_062907_000000302052_00349_24451_3171.N1	03-NOV-2006 06:29:07	Bright	30.000	60	7Bet UMi	2.0810	3950.0	60	24451	No
65	GOM_NL__2PRFIN20061103_063459_000000282052_00349_24451_3172.N1	03-NOV-2006 06:34:59	Bright	27.500	32	77Eps UMa	1.7630	11000.	55	24451	No
66	GOM_NL__2PRFIN20061103_063619_000000272052_00349_24451_3173.N1	03-NOV-2006 06:36:19	Bright	26.500	39	85Eta UMa	1.8540	24000.	53	24451	No
67	GOM_NL__2PRFIN20061103_064722_000000292052_00349_24451_3174.N1	03-NOV-2006 06:47:22	Bright	28.500	62	94Bet Leo	2.1360	9700.0	57	24451	No
68	GOM_NL__2PRFIN20061103_070456_000000322052_00349_24451_3175.N1	03-NOV-2006 07:04:56	Dark	31.500	99	Del Cen	2.5750	26000.	63	24451	No
69	GOM_NL__2PRFIN20061103_072310_000000312052_00350_24452_3161.N1	03-NOV-2006 07:23:10	Dark	30.500	143	Alp Hyi	2.8570	7200.0	61	24452	No
70	GOM_NL__2PRFIN20061103_072433_000000382052_00350_24452_3162.N1	03-NOV-2006 07:24:33	Dark	38.000	9	Alp Eri	0.45300	24000.	76	24452	No
71	GOM_NL__2PRFIN20061103_072756_000000342052_00350_24452_3163.N1	03-NOV-2006 07:27:56	Straylight	33.500	157	The1Eri	2.9060	9300.0	67	24452	No
72	GOM_NL__2PRFIN20061103_073554_000000372052_00350_24452_3164.N1	03-NOV-2006 07:35:54	Straylight	36.500	52	16Bet Cet	2.0370	4500.0	73	24452	No
73	GOM_NL__2PRFIN20061103_074527_000000302052_00350_24452_3165.N1	03-NOV-2006 07:45:27	Bright	30.000	140	88Gam Peg	2.8340	26000.	60	24452	No
74	GOM_NL__2PRFIN20061103_074918_000000302052_00350_24452_3166.N1	03-NOV-2006 07:49:18	Bright	29.500	58	21Alp And	2.0730	11000.	59	24452	No
75	GOM_NL__2PRFIN20061103_075039_000000322052_00350_24452_3167.N1	03-NOV-2006 07:50:39	Bright	31.500	53	43Bet And	2.0480	3300.0	63	24452	No
76	GOM_NL__2PRFIN20061103_075633_000000302052_00350_24452_3168.N1	03-NOV-2006 07:56:33	Bright	30.000	68	18Alp Cas	2.2250	4500.0	60	24452	No
77	GOM_NL__2PRFIN20061103_075740_000000302052_00350_24452_3169.N1	03-NOV-2006 07:57:40	Bright	30.000	110	37Del Cas	2.6780	8900.0	60	24452	No
78	GOM_NL__2PRFIN20061103_080548_000000302052_00350_24452_3170.N1	03-NOV-2006 08:05:48	Bright	29.500	49	1Alp UMi	1.9900	6300.0	59	24452	No
79	GOM_NL__2PRFIN20061103_080943_000000272052_00350_24452_3171.N1	03-NOV-2006 08:09:43	Bright	27.000	60	7Bet UMi	2.0810	3950.0	54	24452	No
80	GOM_NL__2PRFIN20061103_081535_000000302052_00350_24452_3172.N1	03-NOV-2006 08:15:35	Bright	29.500	32	77Eps UMa	1.7630	11000.	59	24452	No
81	GOM_NL__2PRFIN20061103_081656_000000292052_00350_24452_3173.N1	03-NOV-2006 08:16:56	Bright	29.000	39	85Eta UMa	1.8540	24000.	58	24452	No
82	GOM_NL__2PRFIN20061103_082030_000000292052_00350_24452_3174.N1	03-NOV-2006 08:20:30	Bright	28.500	152	12Alp2CVn	2.8900	11000.	57	24452	No
83	GOM_NL__2PRFIN20061103_082758_000000302052_00350_24452_3175.N1	03-NOV-2006 08:27:58	Bright	29.500	62	94Bet Leo	2.1360	9700.0	59	24452	No
84	GOM_NL__2PRFIN20061103_084532_000000322052_00350_24452_3176.N1	03-NOV-2006 08:45:32	Dark	32.000	99	Del Cen	2.5750	26000.	64	24452	No
85	GOM_NL__2PRFIN20061103_085014_000000312052_00351_24453_3161.N1	03-NOV-2006 08:50:14	Dark	31.000	124	The Car	2.7640	30000.	62	24453	No
86	GOM_NL__2PRFIN20061103_090346_000000312052_00351_24453_3162.N1	03-NOV-2006 09:03:46	Dark	30.500	143	Alp Hyi	2.8570	7200.0	61	24453	No
87	GOM_NL__2PRFIN20061103_090509_000000342052_00351_24453_3163.N1	03-NOV-2006 09:05:09	Dark	34.000	9	Alp Eri	0.45300	24000.	68	24453	No
88	GOM_NL__2PRFIN20061103_090832_000000342052_00351_24453_3164.N1	03-NOV-2006 09:08:32	Straylight	34.000	157	The1Eri	2.9060	9300.0	68	24453	No
89	GOM_NL__2PRFIN20061103_091630_000000392052_00351_24453_3165.N1	03-NOV-2006 09:16:30	Straylight	38.500	52	16Bet Cet	2.0370	4500.0	77	24453	No
90	GOM_NL__2PRFIN20061103_092603_000000302052_00351_24453_3166.N1	03-NOV-2006 09:26:03	Bright	30.000	140	88Gam Peg	2.8340	26000.	60	24453	No
91	GOM_NL__2PRFIN20061103_092954_000000312052_00351_24453_3167.N1	03-NOV-2006 09:29:54	Bright	30.500	58	21Alp And	2.0730	11000.	61	24453	No
92	GOM_NL__2PRFIN20061103_093115_000000322052_00351_24453_3168.N1	03-NOV-2006 09:31:15	Bright	32.000	53	43Bet And	2.0480	3300.0	64	24453	No
93	GOM_NL__2PRFIN20061103_093709_000000292052_00351_24453_3169.N1	03-NOV-2006 09:37:09	Bright	28.500	68	18Alp Cas	2.2250	4500.0	57	24453	No
94	GOM_NL__2PRFIN20061103_093816_000000302052_00351_24453_3170.N1	03-NOV-2006 09:38:16	Bright	29.500	110	37Del Cas	2.6780	8900.0	59	24453	No
95	GOM_NL__2PRFIN20061103_094624_000000302052_00351_24453_3171.N1	03-NOV-2006 09:46:24	Bright	29.500	49	1Alp UMi	1.9900	6300.0	59	24453	No
96	GOM_NL__2PRFIN20061103_095019_000000302052_00351_24453_3172.N1	03-NOV-2006 09:50:19	Bright	29.500	60	7Bet UMi	2.0810	3950.0	59	24453	No
97	GOM_NL__2PRFIN20061103_095611_000000322052_00351_24453_3173.N1	03-NOV-2006 09:56:11	Bright	31.500	32	77Eps UMa	1.7630	11000.	63	24453	No
98	GOM_NL__2PRFIN20061103_095731_000000292052_00351_24453_3174.N1	03-NOV-2006 09:57:31	Bright	29.000	39	85Eta UMa	1.8540	24000.	58	24453	No
99	GOM_NL__2PRFIN20061103_100835_000000312052_00351_24453_3175.N1	03-NOV-2006 10:08:35	Bright	30.500	62	94Bet Leo	2.1360	9700.0	61	24453	No
100	GOM_NL__2PRFIN20061103_102608_000000332052_00351_24453_3176.N1	03-NOV-2006 10:26:08	Dark	32.500	99	Del Cen	2.5750	26000.	65	24453	No
101	GOM_NL__2PRFIN20061103_103050_000000312052_00352_24454_3161.N1	03-NOV-2006 10:30:50	Dark	30.500	124	The Car	2.7640	30000.	61	24454	No

102	GOM_NL__2PRFIN20061103_104422_000000322052_00352_24454_3162.N1	03-NOV-2006 10:44:22	Dark	31.500	143	Alp Hyi	2.8570	7200.0	63	24454	No
103	GOM_NL__2PRFIN20061103_104545_000000412052_00352_24454_3163.N1	03-NOV-2006 10:45:45	Dark	40.500	9	Alp Eri	0.45300	24000.	81	24454	No
104	GOM_NL__2PRFIN20061103_104908_000000322052_00352_24454_3164.N1	03-NOV-2006 10:49:08	Straylight	32.000	157	The1Eri	2.9060	9300.0	64	24454	No
105	GOM_NL__2PRFIN20061103_105706_000000382052_00352_24454_3165.N1	03-NOV-2006 10:57:06	Straylight	37.500	52	16Bet Cet	2.0370	4500.0	75	24454	No
106	GOM_NL__2PRFIN20061103_110639_000000312052_00352_24454_3166.N1	03-NOV-2006 11:06:39	Bright	30.500	140	88Gam Peg	2.8340	26000.	61	24454	No
107	GOM_NL__2PRFIN20061103_111030_000000322052_00352_24454_3167.N1	03-NOV-2006 11:10:30	Bright	32.000	58	21Alp And	2.0730	11000.	64	24454	No
108	GOM_NL__2PRFIN20061103_111150_000000322052_00352_24454_3168.N1	03-NOV-2006 11:11:50	Bright	31.500	53	43Bet And	2.0480	3300.0	63	24454	No
109	GOM_NL__2PRFIN20061103_111745_000000312052_00352_24454_3169.N1	03-NOV-2006 11:17:45	Bright	30.500	68	18Alp Cas	2.2250	4500.0	61	24454	No
110	GOM_NL__2PRFIN20061103_111852_000000472052_00352_24454_3170.N1	03-NOV-2006 11:18:52	Bright	47.000	110	37Del Cas	2.6780	8900.0	94	24454	No
111	GOM_NL__2PRFIN20061103_112700_000000292052_00352_24454_3171.N1	03-NOV-2006 11:27:00	Bright	29.000	49	1Alp UMi	1.9900	6300.0	58	24454	No
112	GOM_NL__2PRFIN20061103_113055_000000312052_00352_24454_3172.N1	03-NOV-2006 11:30:55	Bright	31.000	60	7Bet UMi	2.0810	3950.0	62	24454	No
113	GOM_NL__2PRFIN20061103_113647_000000292052_00352_24454_3173.N1	03-NOV-2006 11:36:47	Bright	28.500	32	77Eps UMa	1.7630	11000.	57	24454	No
114	GOM_NL__2PRFIN20061103_113807_000000282052_00352_24454_3174.N1	03-NOV-2006 11:38:07	Bright	28.000	39	85Eta UMa	1.8540	24000.	56	24454	No
115	GOM_NL__2PRFIN20061103_114142_000000292052_00352_24454_3175.N1	03-NOV-2006 11:41:42	Bright	28.500	152	12Alp2CVn	2.8900	11000.	57	24454	No
116	GOM_NL__2PRFIN20061103_114911_000000312052_00352_24454_3176.N1	03-NOV-2006 11:49:11	Bright	31.000	62	94Bet Leo	2.1360	9700.0	62	24454	No
117	GOM_NL__2PRFIN20061103_120644_000000322052_00352_24454_3177.N1	03-NOV-2006 12:06:44	Dark	31.500	99	Del Cen	2.5750	26000.	63	24454	No
118	GOM_NL__2PRFIN20061103_120754_000000362052_00352_24454_3178.N1	03-NOV-2006 12:07:54	Dark	35.500	113	Mu Vel	2.6920	5000.0	71	24454	No
119	GOM_NL__2PRFIN20061103_121126_000000312052_00353_24455_3161.N1	03-NOV-2006 12:11:26	Dark	31.000	124	The Car	2.7640	30000.	62	24455	No
120	GOM_NL__2PRFIN20061103_122458_000000302052_00353_24455_3162.N1	03-NOV-2006 12:24:58	Dark	30.000	143	Alp Hyi	2.8570	7200.0	60	24455	No
121	GOM_NL__2PRFIN20061103_122621_000000392052_00353_24455_3163.N1	03-NOV-2006 12:26:21	Dark	38.500	9	Alp Eri	0.45300	24000.	77	24455	No
122	GOM_NL__2PRFIN20061103_122944_000000342052_00353_24455_3164.N1	03-NOV-2006 12:29:44	Straylight	33.500	157	The1Eri	2.9060	9300.0	67	24455	No
123	GOM_NL__2PRFIN20061103_123742_000000392052_00353_24455_3165.N1	03-NOV-2006 12:37:42	Straylight	39.000	52	16Bet Cet	2.0370	4500.0	78	24455	No
124	GOM_NL__2PRFIN20061103_124715_000000302052_00353_24455_3166.N1	03-NOV-2006 12:47:15	Bright	29.500	140	88Gam Peg	2.8340	26000.	59	24455	No
125	GOM_NL__2PRFIN20061103_125106_000000312052_00353_24455_3167.N1	03-NOV-2006 12:51:06	Bright	31.000	58	21Alp And	2.0730	11000.	62	24455	No
126	GOM_NL__2PRFIN20061103_125226_000000302052_00353_24455_3168.N1	03-NOV-2006 12:52:26	Bright	30.000	53	43Bet And	2.0480	3300.0	60	24455	No
127	GOM_NL__2PRFIN20061103_125821_000000302052_00353_24455_3169.N1	03-NOV-2006 12:58:21	Bright	30.000	68	18Alp Cas	2.2250	4500.0	60	24455	No
128	GOM_NL__2PRFIN20061103_125928_000000302052_00353_24455_3170.N1	03-NOV-2006 12:59:28	Bright	30.000	110	37Del Cas	2.6780	8900.0	60	24455	No
129	GOM_NL__2PRFIN20061103_130736_000000292052_00353_24455_3171.N1	03-NOV-2006 13:07:36	Bright	29.000	49	1Alp UMi	1.9900	6300.0	58	24455	No
130	GOM_NL__2PRFIN20061103_131131_000000292052_00353_24455_3172.N1	03-NOV-2006 13:11:31	Bright	28.500	60	7Bet UMi	2.0810	3950.0	57	24455	No
131	GOM_NL__2PRFIN20061103_131723_000000292052_00353_24455_3173.N1	03-NOV-2006 13:17:23	Bright	29.000	32	77Eps UMa	1.7630	11000.	58	24455	No
132	GOM_NL__2PRFIN20061103_131844_000000302052_00353_24455_3174.N1	03-NOV-2006 13:18:44	Bright	29.500	39	85Eta UMa	1.8540	24000.	59	24455	No
133	GOM_NL__2PRFIN20061103_132947_000000312052_00353_24455_3175.N1	03-NOV-2006 13:29:47	Bright	30.500	62	94Bet Leo	2.1360	9700.0	61	24455	No
134	GOM_NL__2PRFIN20061103_134720_000000312052_00353_24455_3176.N1	03-NOV-2006 13:47:20	Dark	30.500	99	Del Cen	2.5750	26000.	61	24455	No
135	GOM_NL__2PRFIN20061103_134831_000000352052_00353_24455_3177.N1	03-NOV-2006 13:48:31	Dark	34.500	113	Mu Vel	2.6920	5000.0	69	24455	No
136	GOM_NL__2PRFIN20061103_135202_000000312052_00354_24456_3161.N1	03-NOV-2006 13:52:02	Dark	31.000	124	The Car	2.7640	30000.	62	24456	No
137	GOM_NL__2PRFIN20061103_140534_000000312052_00354_24456_3162.N1	03-NOV-2006 14:05:34	Dark	30.500	143	Alp Hyi	2.8570	7200.0	61	24456	No
138	GOM_NL__2PRFIN20061103_140657_000000422052_00354_24456_3163.N1	03-NOV-2006 14:06:57	Dark	41.500	9	Alp Eri	0.45300	24000.	83	24456	No
139	GOM_NL__2PRFIN20061103_141021_000000342052_00354_24456_3164.N1	03-NOV-2006 14:10:21	Straylight	34.000	157	The1Eri	2.9060	9300.0	68	24456	No
140	GOM_NL__2PRFIN20061103_141818_000000362052_00354_24456_3165.N1	03-NOV-2006 14:18:18	Straylight	36.000	52	16Bet Cet	2.0370	4500.0	72	24456	No
141	GOM_NL__2PRFIN20061103_143143_000000432052_00354_24456_3166.N1	03-NOV-2006 14:31:43	Bright	43.000	58	21Alp And	2.0730	11000.	86	24456	No
142	GOM_NL__2PRFIN20061103_143302_000000312052_00354_24456_3167.N1	03-NOV-2006 14:33:02	Bright	31.000	53	43Bet And	2.0480	3300.0	62	24456	No
143	GOM_NL__2PRFIN20061103_143857_000000272052_00354_24456_3168.N1	03-NOV-2006 14:38:57	Bright	27.000	68	18Alp Cas	2.2250	4500.0	54	24456	No
144	GOM_NL__2PRFIN20061103_144003_000000282052_00354_24456_3169.N1	03-NOV-2006 14:40:03	Bright	28.000	110	37Del Cas	2.6780	8900.0	56	24456	No
145	GOM_NL__2PRFIN20061103_144812_000000292052_00354_24456_3170.N1	03-NOV-2006 14:48:12	Bright	29.000	49	1Alp UMi	1.9900	6300.0	58	24456	No
146	GOM_NL__2PRFIN20061103_145208_000000292052_00354_24456_3171.N1	03-NOV-2006 14:52:08	Bright	28.500	60	7Bet UMi	2.0810	3950.0	57	24456	No
147	GOM_NL__2PRFIN20061103_145759_000000302052_00354_24456_3172.N1	03-NOV-2006 14:57:59	Bright	30.000	32	77Eps UMa	1.7630	11000.	60	24456	No
148	GOM_NL__2PRFIN20061103_145920_000000292052_00354_24456_3173.N1	03-NOV-2006 14:59:20	Bright	29.000	39	85Eta UMa	1.8540	24000.	58	24456	No
149	GOM_NL__2PRFIN20061103_150254_000000272052_00354_24456_3174.N1	03-NOV-2006 15:02:54	Bright	27.000	152	12Alp2CVn	2.8900	11000.	54	24456	No
150	GOM_NL__2PRFIN20061103_151023_000000312052_00354_24456_3175.N1	03-NOV-2006 15:10:23	Bright	30.500	62	94Bet Leo	2.1360	9700.0	61	24456	No
151	GOM_NL__2PRFIN20061103_152756_000000332052_00354_24456_3176.N1	03-NOV-2006 15:27:56	Dark	33.000	99	Del Cen	2.5750	26000.	66	24456	No
152	GOM_NL__2PRFIN20061103_152907_000000392052_00354_24456_3177.N1	03-NOV-2006 15:29:07	Dark	39.000	113	Mu Vel	2.6920	5000.0	78	24456	No
153	GOM_NL__2PRFIN20061103_153239_000000312052_00355_24457_3161.N1	03-NOV-2006 15:32:39	Dark	31.000	124	The Car	2.7640	30000.	62	24457	No
154	GOM_NL__2PRFIN20061103_154611_000000322052_00355_24457_3162.N1	03-NOV-2006 15:46:11	Dark	31.500	143	Alp Hyi	2.8570	7200.0	63	24457	No
155	GOM_NL__2PRFIN20061103_154733_000000392052_00355_24457_3163.N1	03-NOV-2006 15:47:33	Dark	39.000	9	Alp Eri	0.45300	24000.	78	24457	No
156	GOM_NL__2PRFIN20061103_155057_000000342052_00355_24457_3164.N1	03-NOV-2006 15:50:57	Straylight	33.500	157	The1Eri	2.9060	9300.0	67	24457	No
157	GOM_NL__2PRFIN20061103_155854_000000362052_00355_24457_3165.N1	03-NOV-2006 15:58:54	Straylight	35.500	52	16Bet Cet	2.0370	4500.0	71	24457	No
158	GOM_NL__2PRFIN20061103_161219_000000312052_00355_24457_3166.N1	03-NOV-2006 16:12:19	Bright	31.000	58	21Alp And	2.0730	11000.	62	24457	No
159	GOM_NL__2PRFIN20061103_161338_000000312052_00355_24457_3167.N1	03-NOV-2006 16:13:38	Bright	31.000	53	43Bet And	2.0480	3300.0	62	24457	No
160	GOM_NL__2PRFIN20061103_161933_000000312052_00355_24457_3168.N1	03-NOV-2006 16:19:33	Bright	30.500	68	18Alp Cas	2.2250	4500.0	61	24457	No

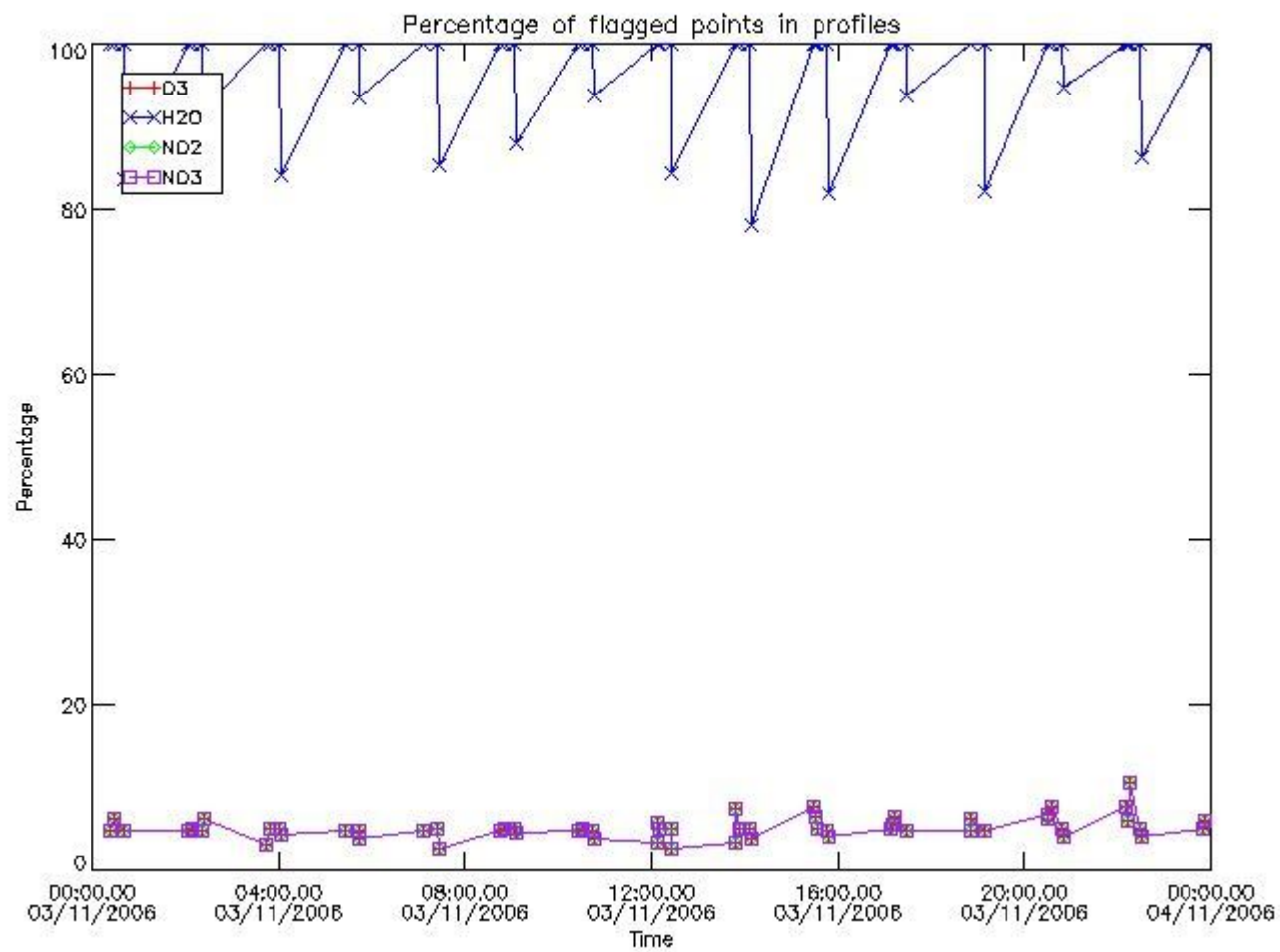
161	GOM_NL__2PRFIN20061103_162039_000000302052_00355_24457_3169.N1	03-NOV-2006 16:20:39	Bright	29.500	110	37Del Cas	2.6780	8900.0	59	24457	No
162	GOM_NL__2PRFIN20061103_162848_000000292052_00355_24457_3170.N1	03-NOV-2006 16:28:48	Bright	29.000	49	1Alp UMi	1.9900	6300.0	58	24457	No
163	GOM_NL__2PRFIN20061103_163244_000000322052_00355_24457_3171.N1	03-NOV-2006 16:32:44	Bright	31.500	60	7Bet UMi	2.0810	3950.0	63	24457	No
164	GOM_NL__2PRFIN20061103_163835_000000312052_00355_24457_3172.N1	03-NOV-2006 16:38:35	Bright	31.000	32	77Eps UMa	1.7630	11000.	62	24457	No
165	GOM_NL__2PRFIN20061103_163956_000000302052_00355_24457_3173.N1	03-NOV-2006 16:39:56	Bright	30.000	39	85Eta UMa	1.8540	24000.	60	24457	No
166	GOM_NL__2PRFIN20061103_164330_000000282052_00355_24457_3174.N1	03-NOV-2006 16:43:30	Bright	28.000	152	12Alp2CVn	2.8900	11000.	56	24457	No
167	GOM_NL__2PRFIN20061103_165059_000000302052_00355_24457_3175.N1	03-NOV-2006 16:50:59	Bright	29.500	62	94Bet Leo	2.1360	9700.0	59	24457	No
168	GOM_NL__2PRFIN20061103_170832_000000312052_00355_24457_3176.N1	03-NOV-2006 17:08:32	Dark	31.000	99	Del Cen	2.5750	26000.	62	24457	No
169	GOM_NL__2PRFIN20061103_170944_000000372052_00355_24457_3177.N1	03-NOV-2006 17:09:44	Dark	37.000	113	Mu Vel	2.6920	5000.0	74	24457	No
170	GOM_NL__2PRFIN20061103_171315_000000322052_00356_24458_3161.N1	03-NOV-2006 17:13:15	Dark	31.500	124	The Car	2.7640	30000.	63	24458	No
171	GOM_NL__2PRFIN20061103_172647_000000332052_00356_24458_3162.N1	03-NOV-2006 17:26:47	Dark	32.500	143	Alp Hyi	2.8570	7200.0	65	24458	No
172	GOM_NL__2PRFIN20061103_172809_000000322052_00356_24458_3163.N1	03-NOV-2006 17:28:09	Dark	32.000	9	Alp Eri	0.45300	24000.	64	24458	No
173	GOM_NL__2PRFIN20061103_173133_000000362052_00356_24458_3164.N1	03-NOV-2006 17:31:33	Straylight	35.500	157	The1Eri	2.9060	9300.0	71	24458	No
174	GOM_NL__2PRFIN20061103_173930_000000382052_00356_24458_3165.N1	03-NOV-2006 17:39:30	Straylight	38.000	52	16Bet Cet	2.0370	4500.0	76	24458	No
175	GOM_NL__2PRFIN20061103_175255_000000312052_00356_24458_3166.N1	03-NOV-2006 17:52:55	Bright	30.500	58	21Alp And	2.0730	11000.	61	24458	No
176	GOM_NL__2PRFIN20061103_175414_000000302052_00356_24458_3167.N1	03-NOV-2006 17:54:14	Bright	29.500	53	43Bet And	2.0480	3300.0	59	24458	No
177	GOM_NL__2PRFIN20061103_180009_000000292052_00356_24458_3168.N1	03-NOV-2006 18:00:09	Bright	29.000	68	18Alp Cas	2.2250	4500.0	58	24458	No
178	GOM_NL__2PRFIN20061103_180118_000000292052_00356_24458_3169.N1	03-NOV-2006 18:01:18	Bright	29.000	76	27Gam Cas	2.3000	30000.	58	24458	No
179	GOM_NL__2PRFIN20061103_180923_000000312052_00356_24458_3170.N1	03-NOV-2006 18:09:23	Bright	30.500	49	1Alp UMi	1.9900	6300.0	61	24458	No
180	GOM_NL__2PRFIN20061103_181320_000000312052_00356_24458_3171.N1	03-NOV-2006 18:13:20	Bright	31.000	60	7Bet UMi	2.0810	3950.0	62	24458	No
181	GOM_NL__2PRFIN20061103_181911_000000292052_00356_24458_3172.N1	03-NOV-2006 18:19:11	Bright	29.000	32	77Eps UMa	1.7630	11000.	58	24458	No
182	GOM_NL__2PRFIN20061103_182032_000000462052_00356_24458_3173.N1	03-NOV-2006 18:20:32	Bright	46.000	39	85Eta UMa	1.8540	24000.	92	24458	No
183	GOM_NL__2PRFIN20061103_182406_000000292052_00356_24458_3174.N1	03-NOV-2006 18:24:06	Bright	28.500	152	12Alp2CVn	2.8900	11000.	57	24458	No
184	GOM_NL__2PRFIN20061103_183136_000000302052_00356_24458_3175.N1	03-NOV-2006 18:31:36	Bright	29.500	62	94Bet Leo	2.1360	9700.0	59	24458	No
185	GOM_NL__2PRFIN20061103_184909_000000332052_00356_24458_3176.N1	03-NOV-2006 18:49:09	Dark	32.500	99	Del Cen	2.5750	26000.	65	24458	No
186	GOM_NL__2PRFIN20061103_185020_000000332052_00356_24458_3177.N1	03-NOV-2006 18:50:20	Dark	33.000	113	Mu Vel	2.6920	5000.0	66	24458	No
187	GOM_NL__2PRFIN20061103_190723_000000322052_00357_24459_3181.N1	03-NOV-2006 19:07:23	Dark	31.500	143	Alp Hyi	2.8570	7200.0	63	24459	No
188	GOM_NL__2PRFIN20061103_190846_000000322052_00357_24459_3182.N1	03-NOV-2006 19:08:46	Dark	31.500	9	Alp Eri	0.45300	24000.	63	24459	No
189	GOM_NL__2PRFIN20061103_191209_000000352052_00357_24459_3183.N1	03-NOV-2006 19:12:09	Straylight	35.000	157	The1Eri	2.9060	9300.0	70	24459	No
190	GOM_NL__2PRFIN20061103_192007_000000382052_00357_24459_3184.N1	03-NOV-2006 19:20:07	Straylight	37.500	52	16Bet Cet	2.0370	4500.0	75	24459	No
191	GOM_NL__2PRFIN20061103_193331_000000302052_00357_24459_3185.N1	03-NOV-2006 19:33:31	Bright	30.000	58	21Alp And	2.0730	11000.	60	24459	No
192	GOM_NL__2PRFIN20061103_193450_000000322052_00357_24459_3186.N1	03-NOV-2006 19:34:50	Bright	31.500	53	43Bet And	2.0480	3300.0	63	24459	No
193	GOM_NL__2PRFIN20061103_194045_000000322052_00357_24459_3187.N1	03-NOV-2006 19:40:45	Bright	31.500	68	18Alp Cas	2.2250	4500.0	63	24459	No
194	GOM_NL__2PRFIN20061103_194154_000000292052_00357_24459_3188.N1	03-NOV-2006 19:41:54	Bright	29.000	76	27Gam Cas	2.3000	30000.	58	24459	No
195	GOM_NL__2PRFIN20061103_194959_000000312052_00357_24459_3189.N1	03-NOV-2006 19:49:59	Bright	31.000	49	1Alp UMi	1.9900	6300.0	62	24459	No
196	GOM_NL__2PRFIN20061103_195356_000000302052_00357_24459_3190.N1	03-NOV-2006 19:53:56	Bright	30.000	60	7Bet UMi	2.0810	3950.0	60	24459	No
197	GOM_NL__2PRFIN20061103_195947_000000322052_00357_24459_3191.N1	03-NOV-2006 19:59:47	Bright	31.500	32	77Eps UMa	1.7630	11000.	63	24459	No
198	GOM_NL__2PRFIN20061103_200108_000000332052_00357_24459_3192.N1	03-NOV-2006 20:01:08	Bright	32.500	39	85Eta UMa	1.8540	24000.	65	24459	No
199	GOM_NL__2PRFIN20061103_201212_000000302052_00357_24459_3193.N1	03-NOV-2006 20:12:12	Bright	30.000	62	94Bet Leo	2.1360	9700.0	60	24459	No
200	GOM_NL__2PRFIN20061103_202945_000000312052_00357_24459_3194.N1	03-NOV-2006 20:29:45	Dark	31.000	99	Del Cen	2.5750	26000.	62	24459	No
201	GOM_NL__2PRFIN20061103_203056_000000342052_00357_24459_3195.N1	03-NOV-2006 20:30:56	Dark	33.500	113	Mu Vel	2.6920	5000.0	67	24459	No
202	GOM_NL__2PRFIN20061103_203448_000000342052_00358_24460_3181.N1	03-NOV-2006 20:34:48	Dark	33.500	91	Kap Vel	2.4900	26000.	67	24460	No
203	GOM_NL__2PRFIN20061103_204759_000000302052_00358_24460_3182.N1	03-NOV-2006 20:47:59	Dark	30.000	143	Alp Hyi	2.8570	7200.0	60	24460	No
204	GOM_NL__2PRFIN20061103_204922_000000392052_00358_24460_3183.N1	03-NOV-2006 20:49:22	Dark	39.000	9	Alp Eri	0.45300	24000.	78	24460	No
205	GOM_NL__2PRFIN20061103_205246_000000322052_00358_24460_3184.N1	03-NOV-2006 20:52:46	Straylight	32.000	157	The1Eri	2.9060	9300.0	64	24460	No
206	GOM_NL__2PRFIN20061103_210043_000000382052_00358_24460_3185.N1	03-NOV-2006 21:00:43	Straylight	38.000	52	16Bet Cet	2.0370	4500.0	76	24460	No
207	GOM_NL__2PRFIN20061103_211407_000000312052_00358_24460_3186.N1	03-NOV-2006 21:14:07	Bright	31.000	58	21Alp And	2.0730	11000.	62	24460	No
208	GOM_NL__2PRFIN20061103_211526_000000312052_00358_24460_3187.N1	03-NOV-2006 21:15:26	Bright	31.000	53	43Bet And	2.0480	3300.0	62	24460	No
209	GOM_NL__2PRFIN20061103_212121_000000282052_00358_24460_3188.N1	03-NOV-2006 21:21:21	Bright	27.500	68	18Alp Cas	2.2250	4500.0	55	24460	No
210	GOM_NL__2PRFIN20061103_212230_000000312052_00358_24460_3189.N1	03-NOV-2006 21:22:30	Bright	30.500	76	27Gam Cas	2.3000	30000.	61	24460	No
211	GOM_NL__2PRFIN20061103_213035_000000312052_00358_24460_3190.N1	03-NOV-2006 21:30:35	Bright	30.500	49	1Alp UMi	1.9900	6300.0	61	24460	No
212	GOM_NL__2PRFIN20061103_213432_000000312052_00358_24460_3191.N1	03-NOV-2006 21:34:32	Bright	30.500	60	7Bet UMi	2.0810	3950.0	61	24460	No
213	GOM_NL__2PRFIN20061103_214023_000000462052_00358_24460_3192.N1	03-NOV-2006 21:40:23	Bright	46.000	32	77Eps UMa	1.7630	11000.	92	24460	No
214	GOM_NL__2PRFIN20061103_214144_000000322052_00358_24460_3193.N1	03-NOV-2006 21:41:44	Bright	31.500	39	85Eta UMa	1.8540	24000.	63	24460	No
215	GOM_NL__2PRFIN20061103_214518_000000282052_00358_24460_3194.N1	03-NOV-2006 21:45:18	Bright	27.500	152	12Alp2CVn	2.8900	11000.	55	24460	No
216	GOM_NL__2PRFIN20061103_215248_000000312052_00358_24460_3195.N1	03-NOV-2006 21:52:48	Bright	30.500	62	94Bet Leo	2.1360	9700.0	61	24460	No
217	GOM_NL__2PRFIN20061103_221021_000000342052_00358_24460_3196.N1	03-NOV-2006 22:10:21	Dark	33.500	99	Del Cen	2.5750	26000.	67	24460	No
218	GOM_NL__2PRFIN20061103_221133_000000352052_00358_24460_3197.N1	03-NOV-2006 22:11:33	Dark	34.500	113	Mu Vel	2.6920	5000.0	69	24460	No
219	GOM_NL__2PRFIN20061103_221524_000000342052_00359_24461_3181.N1	03-NOV-2006 22:15:24	Dark	33.500	91	Kap Vel	2.4900	26000.	67	24461	No

220	GOM_NL__2PRFIN20061103_222835_000000312052_00359_24461_3182.N1	03-NOV-2006 22:28:35	Dark	30.500	143	Alp Hyi	2.8570	7200.0	61	24461	No
221	GOM_NL__2PRFIN20061103_222957_000000372052_00359_24461_3183.N1	03-NOV-2006 22:29:57	Dark	37.000	9	Alp Eri	0.45300	24000.	74	24461	No
222	GOM_NL__2PRFIN20061103_223322_000000342052_00359_24461_3184.N1	03-NOV-2006 22:33:22	Straylight	34.000	157	The1Eri	2.9060	9300.0	68	24461	No
223	GOM_NL__2PRFIN20061103_224119_000000372052_00359_24461_3185.N1	03-NOV-2006 22:41:19	Straylight	37.000	52	16Bet Cet	2.0370	4500.0	74	24461	No
224	GOM_NL__2PRFIN20061103_225443_000000322052_00359_24461_3186.N1	03-NOV-2006 22:54:43	Bright	31.500	58	21Alp And	2.0730	11000.	63	24461	No
225	GOM_NL__2PRFIN20061103_225602_000000312052_00359_24461_3187.N1	03-NOV-2006 22:56:02	Bright	30.500	53	43Bet And	2.0480	3300.0	61	24461	No
226	GOM_NL__2PRFIN20061103_230157_000000312052_00359_24461_3188.N1	03-NOV-2006 23:01:57	Bright	30.500	68	18Alp Cas	2.2250	4500.0	61	24461	No
227	GOM_NL__2PRFIN20061103_230306_000000312052_00359_24461_3189.N1	03-NOV-2006 23:03:06	Bright	30.500	76	27Gam Cas	2.3000	30000.	61	24461	No
228	GOM_NL__2PRFIN20061103_231111_000000272052_00359_24461_3190.N1	03-NOV-2006 23:11:11	Bright	27.000	49	1Alp UMi	1.9900	6300.0	54	24461	No
229	GOM_NL__2PRFIN20061103_231508_000000312052_00359_24461_3191.N1	03-NOV-2006 23:15:08	Bright	31.000	60	7Bet UMi	2.0810	3950.0	62	24461	No
230	GOM_NL__2PRFIN20061103_232059_000000282052_00359_24461_3192.N1	03-NOV-2006 23:20:59	Bright	27.500	32	77Eps UMa	1.7630	11000.	55	24461	No
231	GOM_NL__2PRFIN20061103_232220_000000292052_00359_24461_3193.N1	03-NOV-2006 23:22:20	Bright	28.500	39	85Eta UMa	1.8540	24000.	57	24461	No
232	GOM_NL__2PRFIN20061103_232554_000000292052_00359_24461_3194.N1	03-NOV-2006 23:25:54	Bright	29.000	152	12Alp2CVn	2.8900	11000.	58	24461	No
233	GOM_NL__2PRFIN20061103_233324_000000312052_00359_24461_3195.N1	03-NOV-2006 23:33:24	Bright	30.500	62	94Bet Leo	2.1360	9700.0	61	24461	No
234	GOM_NL__2PRFIN20061103_235057_000000312052_00359_24461_3196.N1	03-NOV-2006 23:50:57	Dark	30.500	99	Del Cen	2.5750	26000.	61	24461	No
235	GOM_NL__2PRFIN20061103_235209_000000342052_00359_24461_3197.N1	03-NOV-2006 23:52:09	Dark	34.000	113	Mu Vel	2.6920	5000.0	68	24461	No

3. Quality information per product

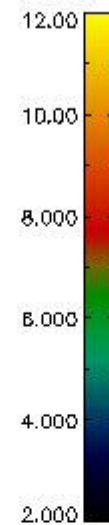
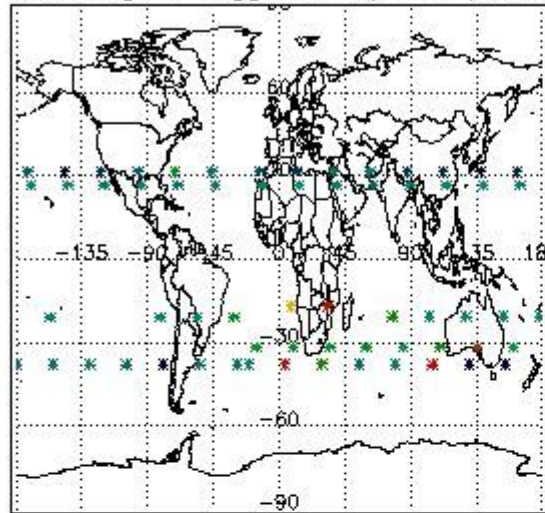
In this section it is plotted some information contained in the Quality Summary data set of the level 2 products. Only products in dark limb conditions and without errors (error flag in the MPH set to "0") are used.

3.1 Plot quality information per product (time dependant)

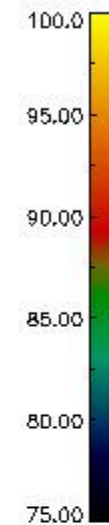
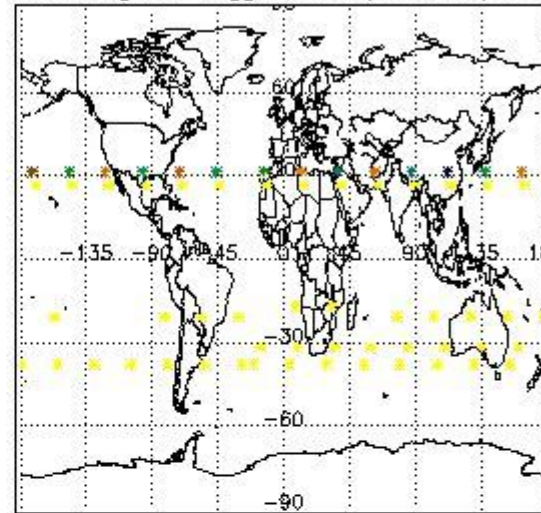


3.2 Plot quality information per product (world map)


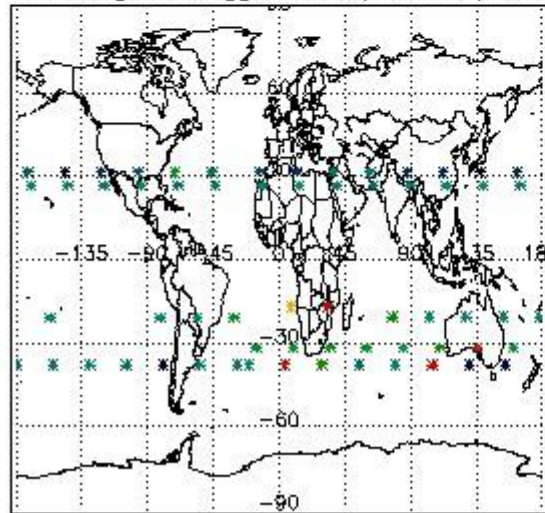
Percentage of flagged data per O3 profile



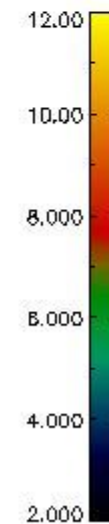
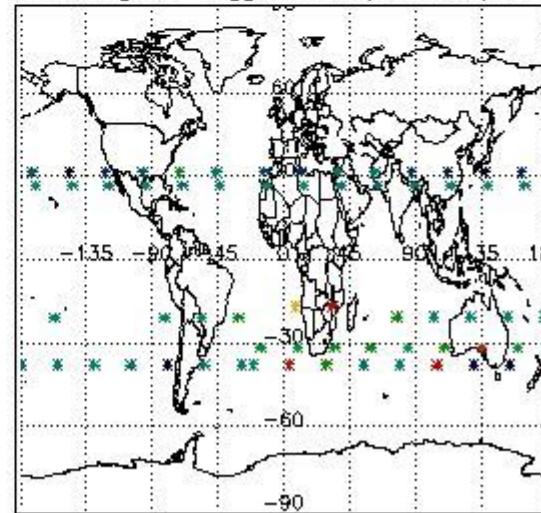
Percentage of flagged data per H2O profile



Percentage of flagged data per NO2 profile



Percentage of flagged data per NO3 profile

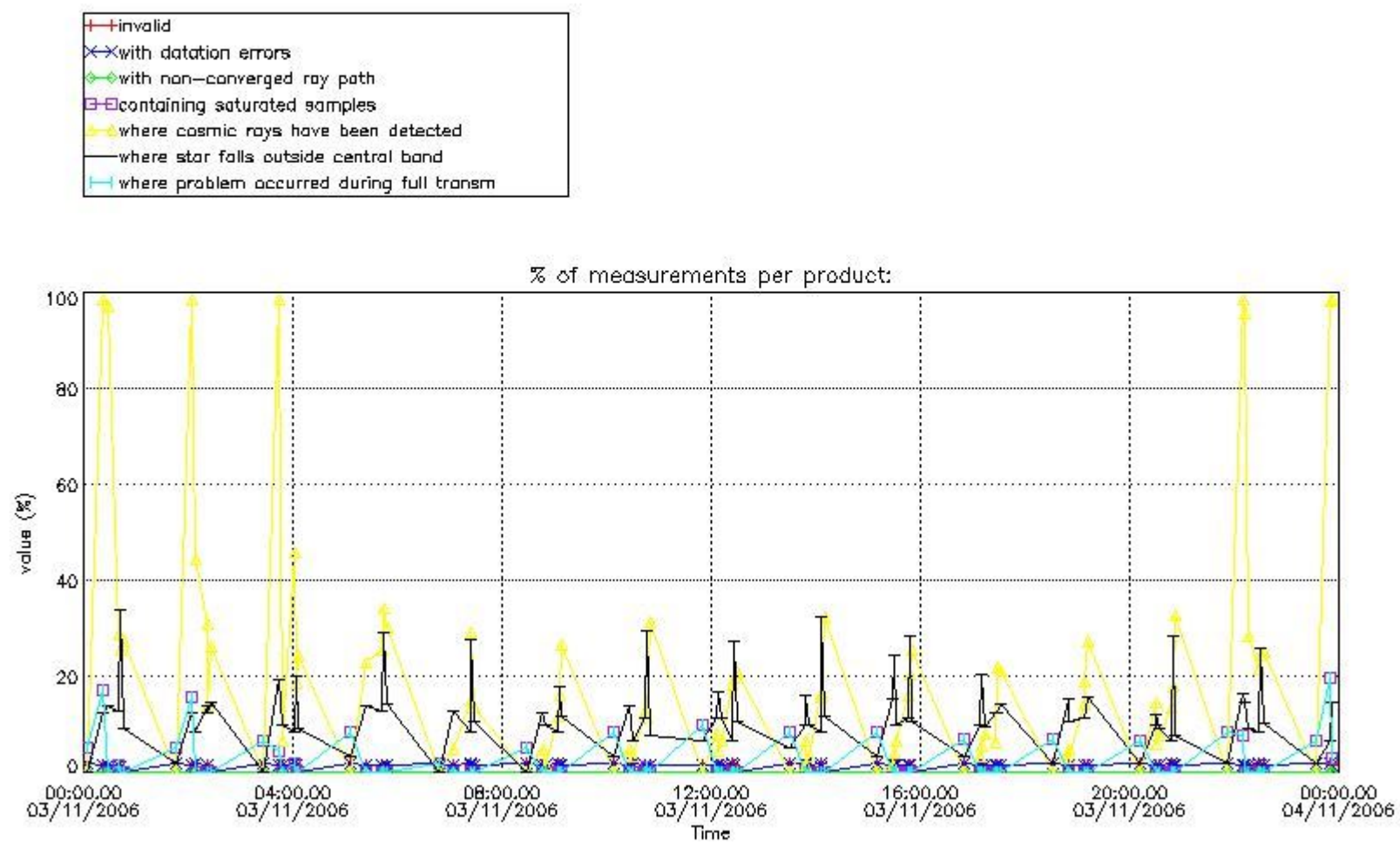


4. Level 1 quality information per product

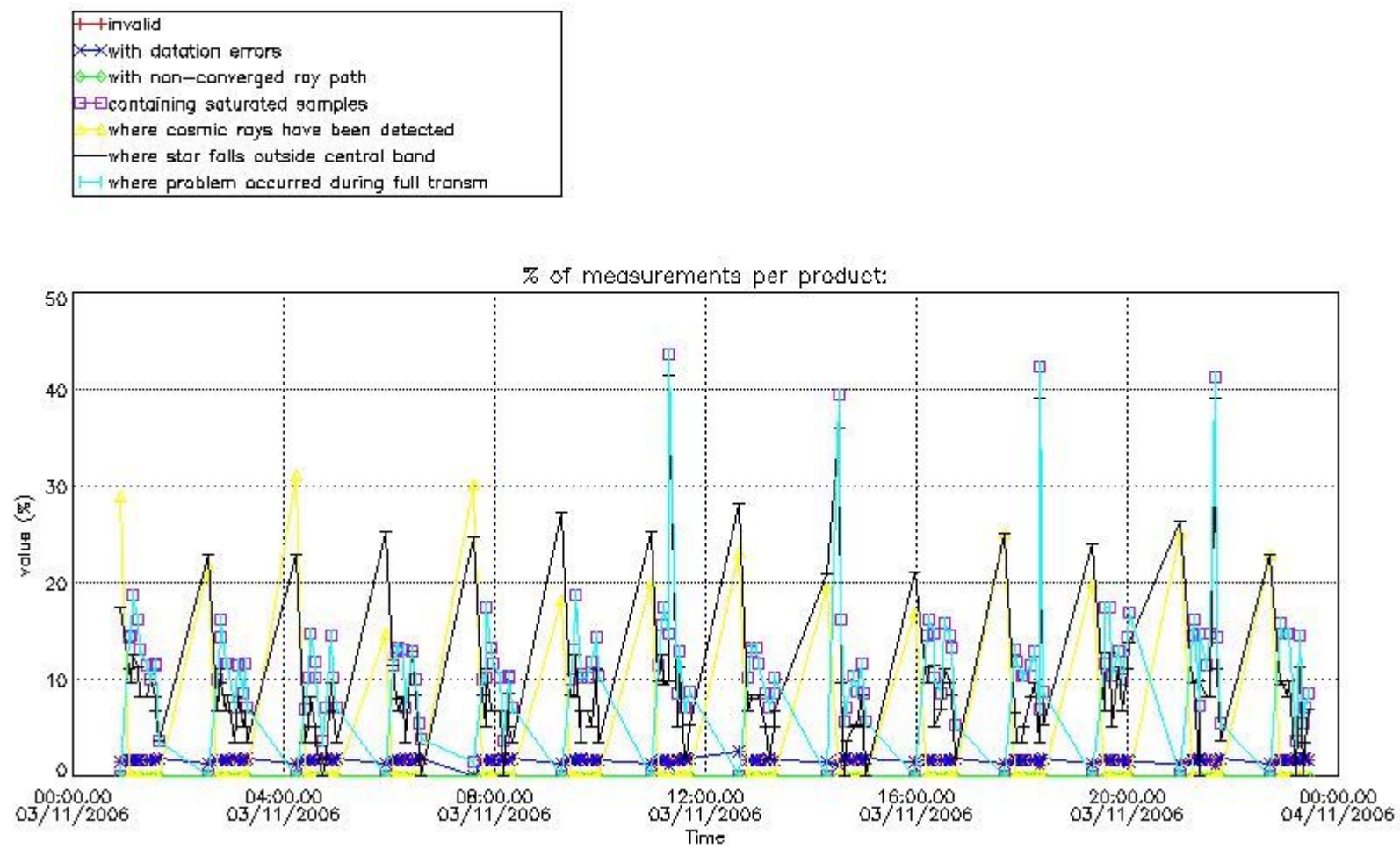
In this section it is plotted some information contained in the Quality Summary data set of the level 2 products that comes from the level 1b processing. Products without errors (error flag in the MPH set to "0") are used.

4.1 Plot quality information per product (time dependant) coming from level 1b processing

4.1.1 Plot level 1 quality information per product (time dependant): ENVISAT ASCENDING passes



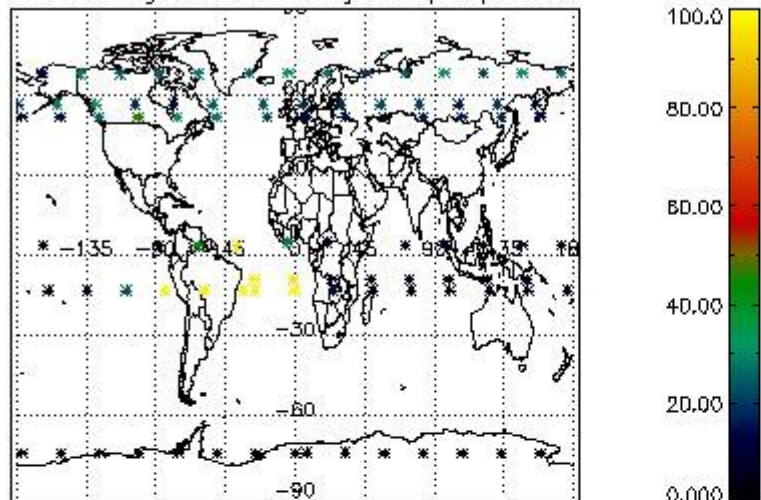
4.1.2 Plot level 1 quality information per product (time dependant): ENVI SAT DESCENDING passes



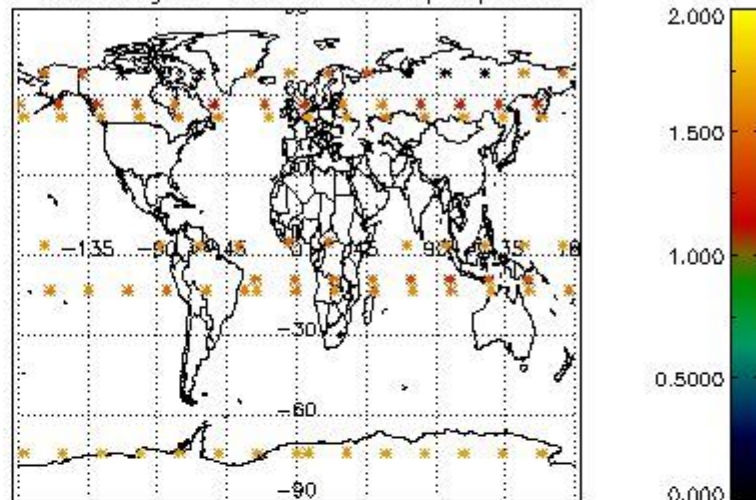
4.2 Plot quality information per product coming from level 1b processing (world map)

4.2.1 Plot level 1 quality information per product (world map): ENVISAT ASCENDING passes

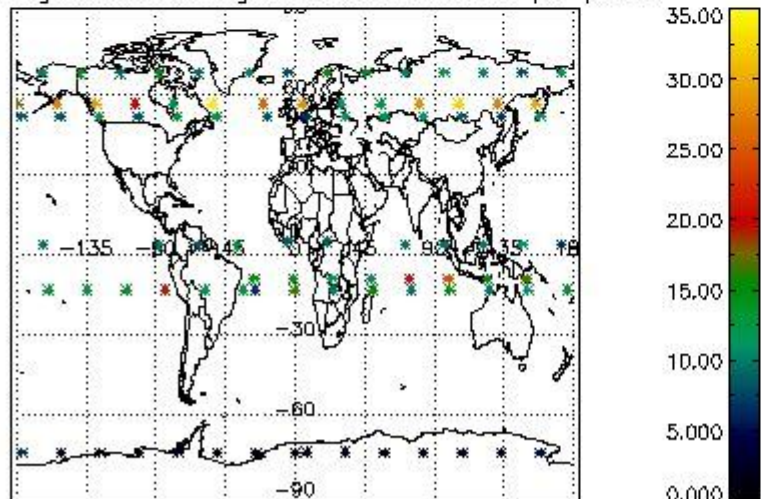
Percentage of cosmic ray hits per profile



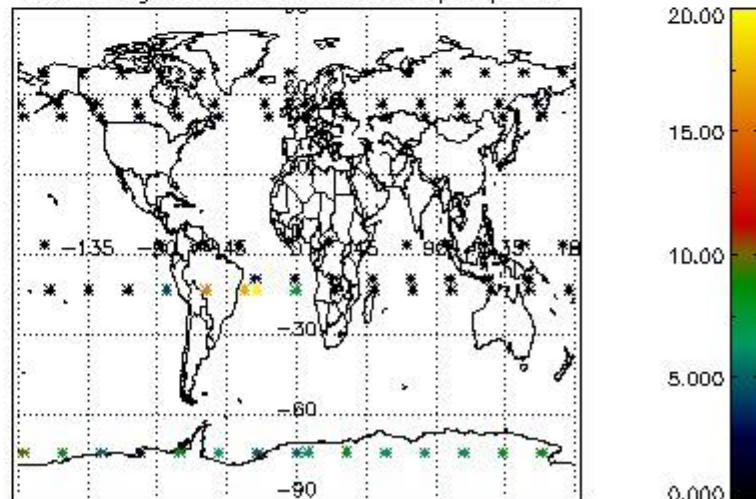
Percentage of datation errors per profile



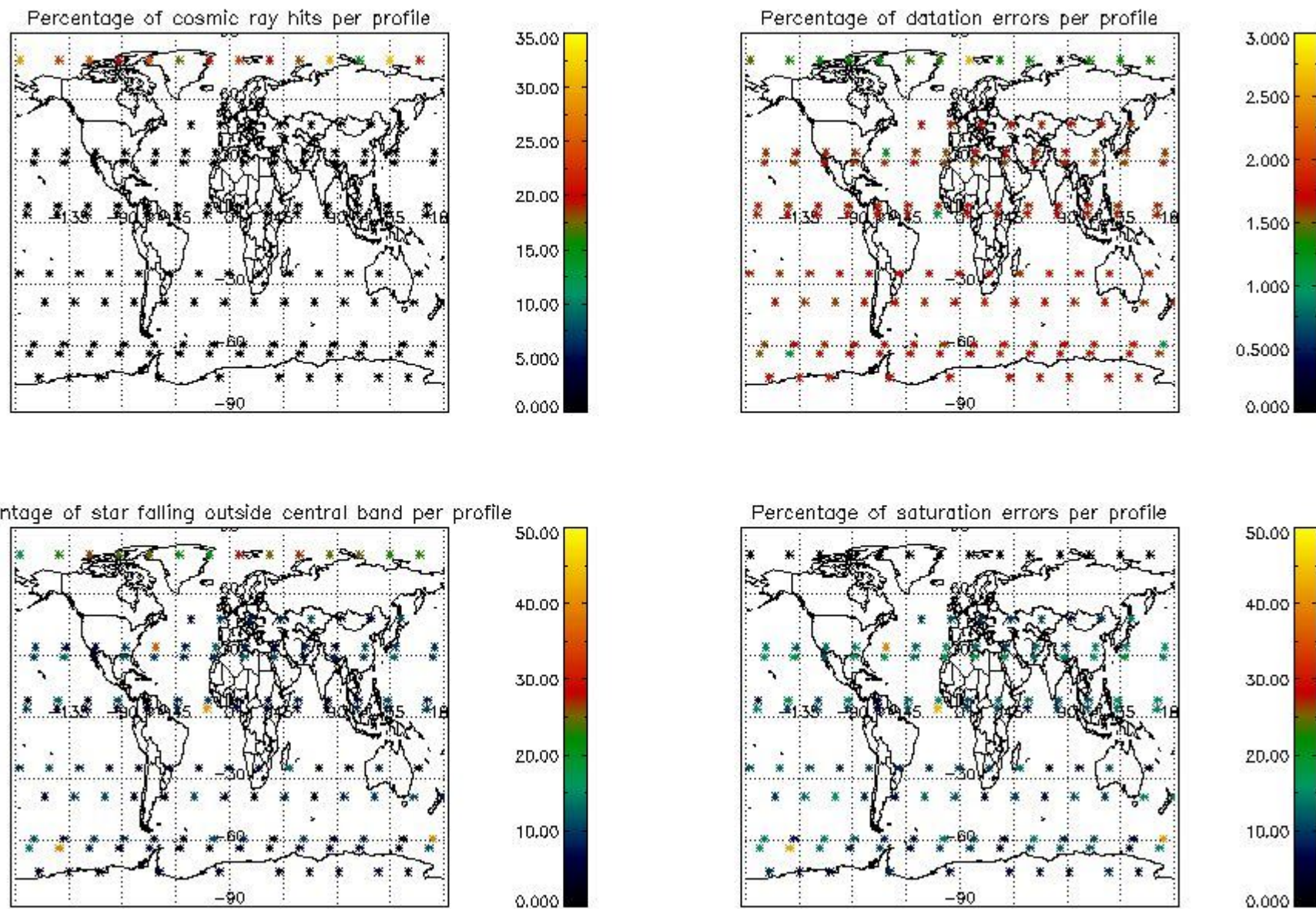
Percentage of star falling outside central band per profile



Percentage of saturation errors per profile



4.2.2 Plot level 1 quality information per product (world map): ENVISAT DESCENDING passes



5. Trace gas profiles

5.1 Ozone statistics based on quality of products

The final quality of the products can be "measured" using the STD (Standard Deviation) attached to every point profile. This information is written to the parameter GOM_NL__2P/NL_LOCAL_SPECIES_DENSITY/o3_std of the level 2 products. The table below shows the statistics for given STD ranges.

The statistics are given with respect to the overall valid production:

- Products without fatal errors: GOM_NL__2P/MPH/PRODUCT_ERR=0
- Valid point profile: GOM_NL__2P/NL_LOCAL_SPECIES_DENSITY/pcd(0)=0

The 'Criteria' is applied to valid points of dark limb products:

- Products in dark limb illumination condition: GOM_NL__2P/NL_SUMMARY_QUALITY/obs_ill_cond=0
- Products without fatal errors: GOM_NL__2P/MPH/PRODUCT_ERR=0
- Valid point profile: GOM_NL__2P/NL_LOCAL_SPECIES_DENSITY/pcd(0)=0

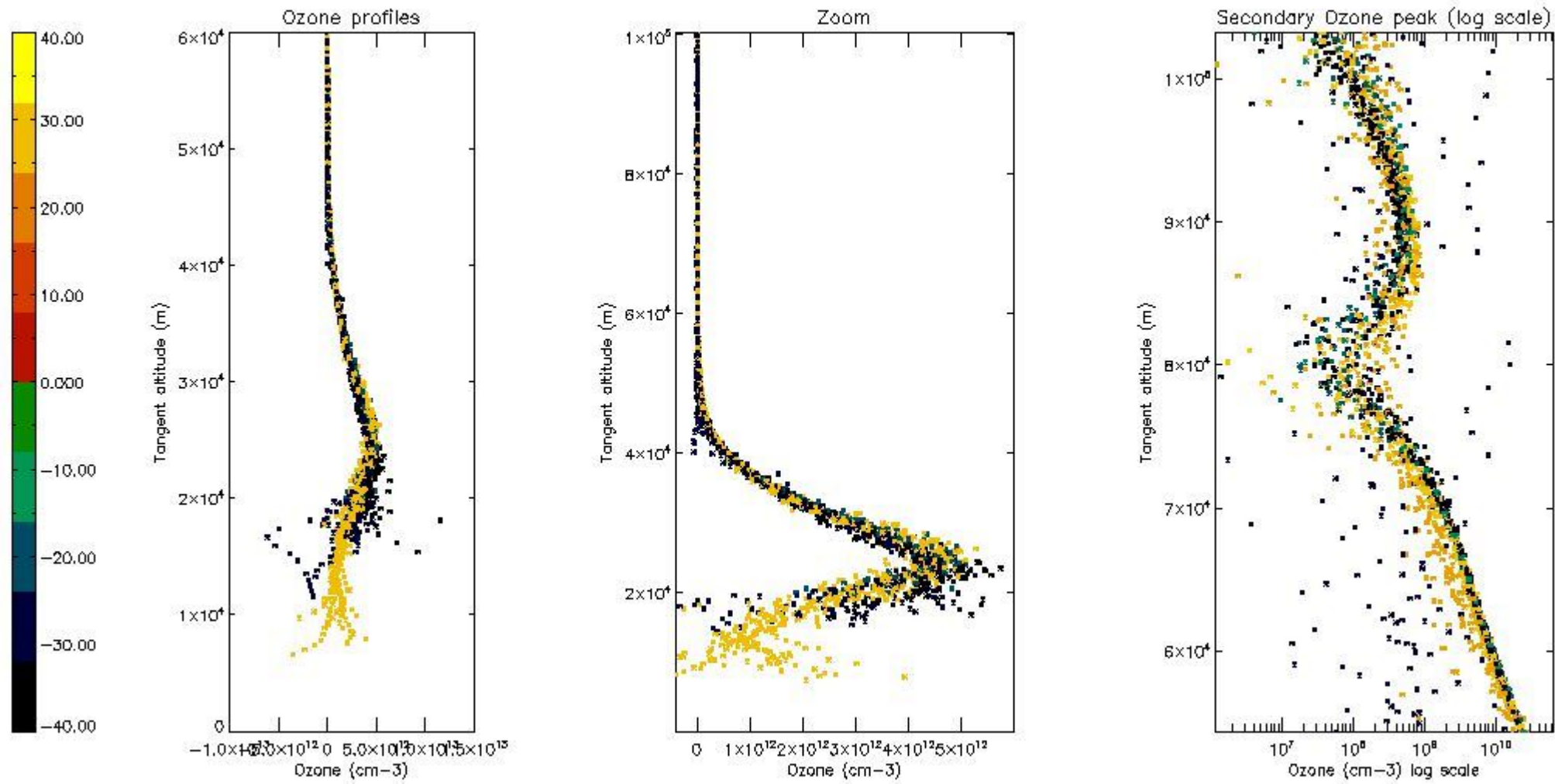
So, the table below shows the percentage of dark limb and valid observations for each criteria with respect to the overall valid daily observations.

Criteria	% of total production
All STD	28
STD < 20	19

STD < 10	14
STD < 5	9

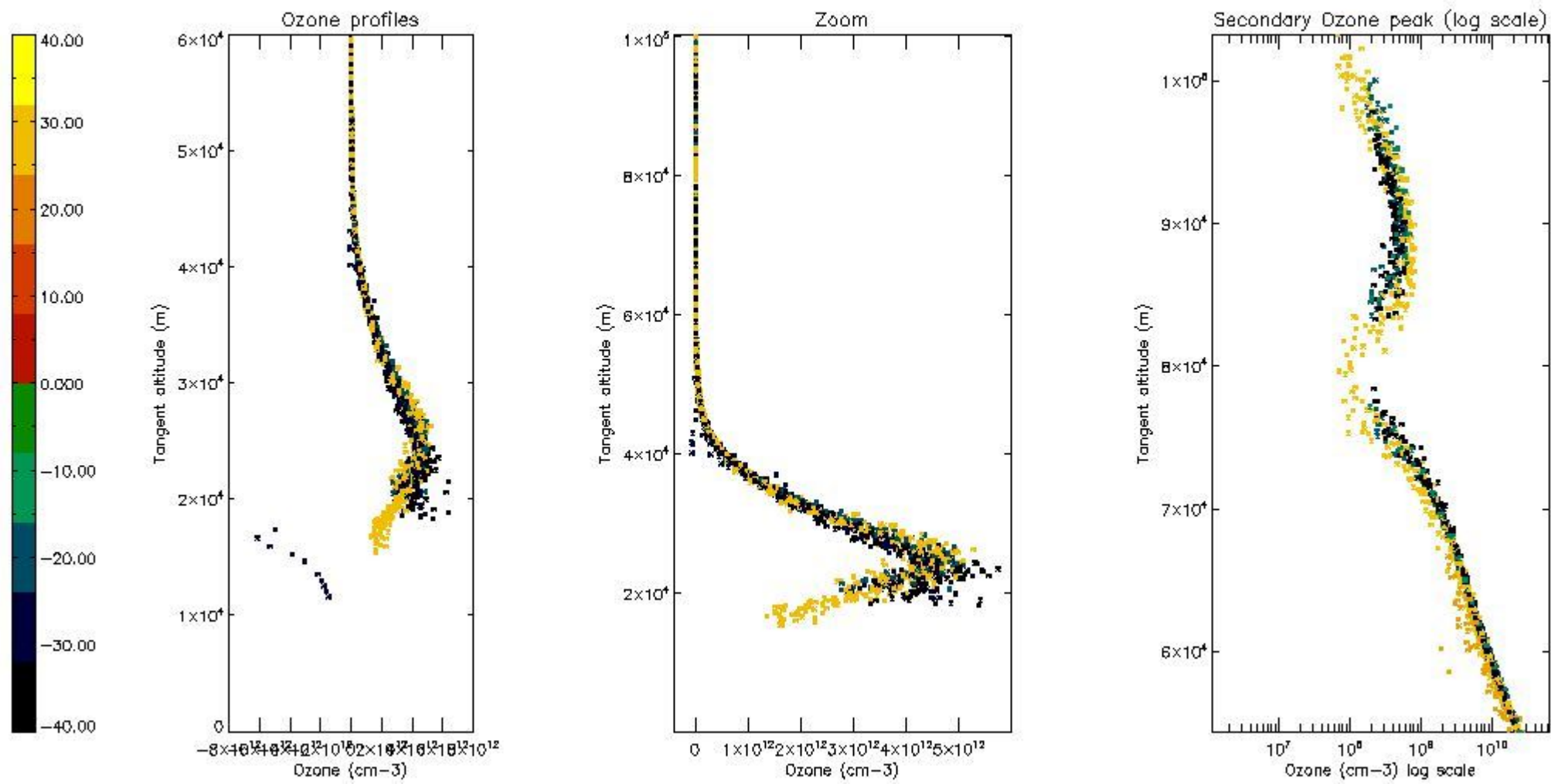
5.2 Plot ozone profiles for all STD (dark without errors)

The colorbar represents the latitude.



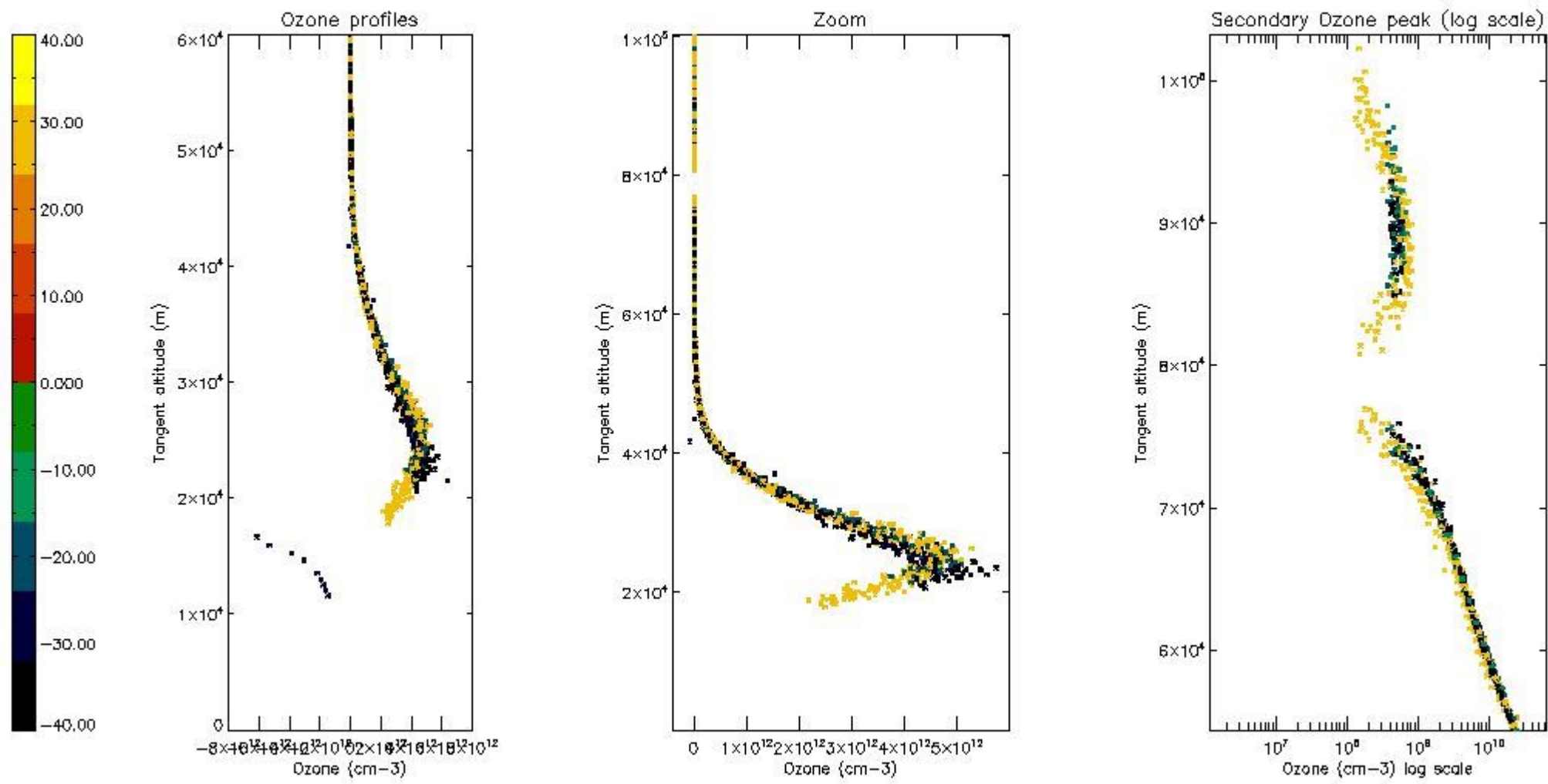
5.3 Plot ozone profiles where STD < 20% (dark without errors)

The colorbar represents the latitude.



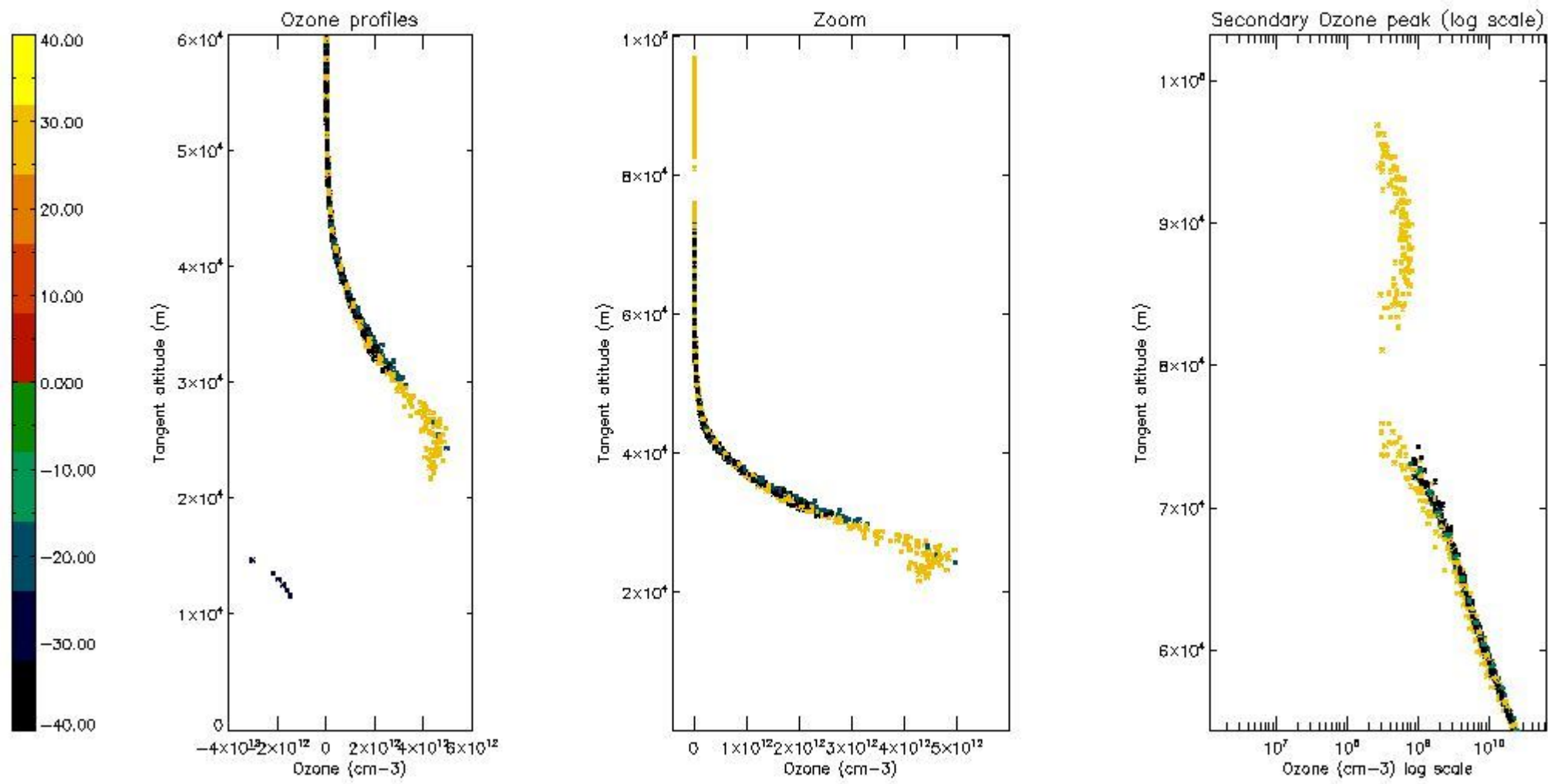
5.4 Plot ozone profiles where STD < 10% (dark without errors)

The colorbar represents the latitude.



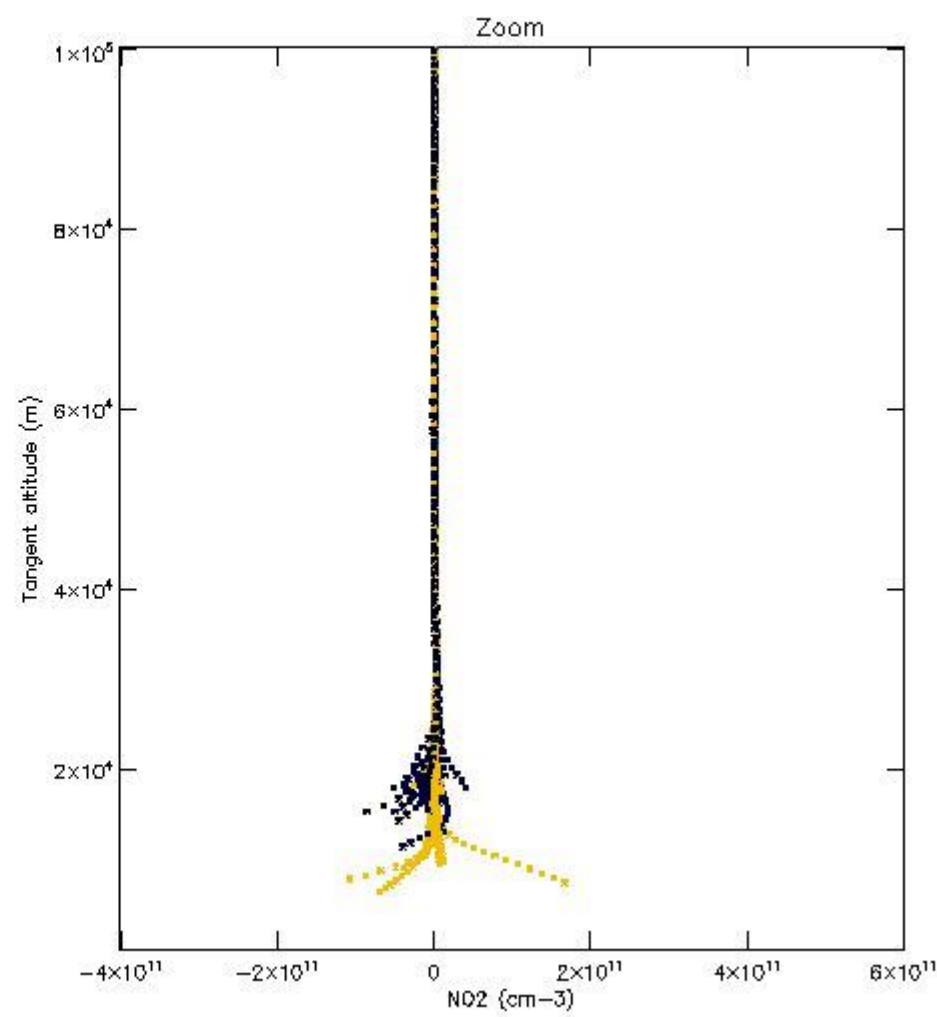
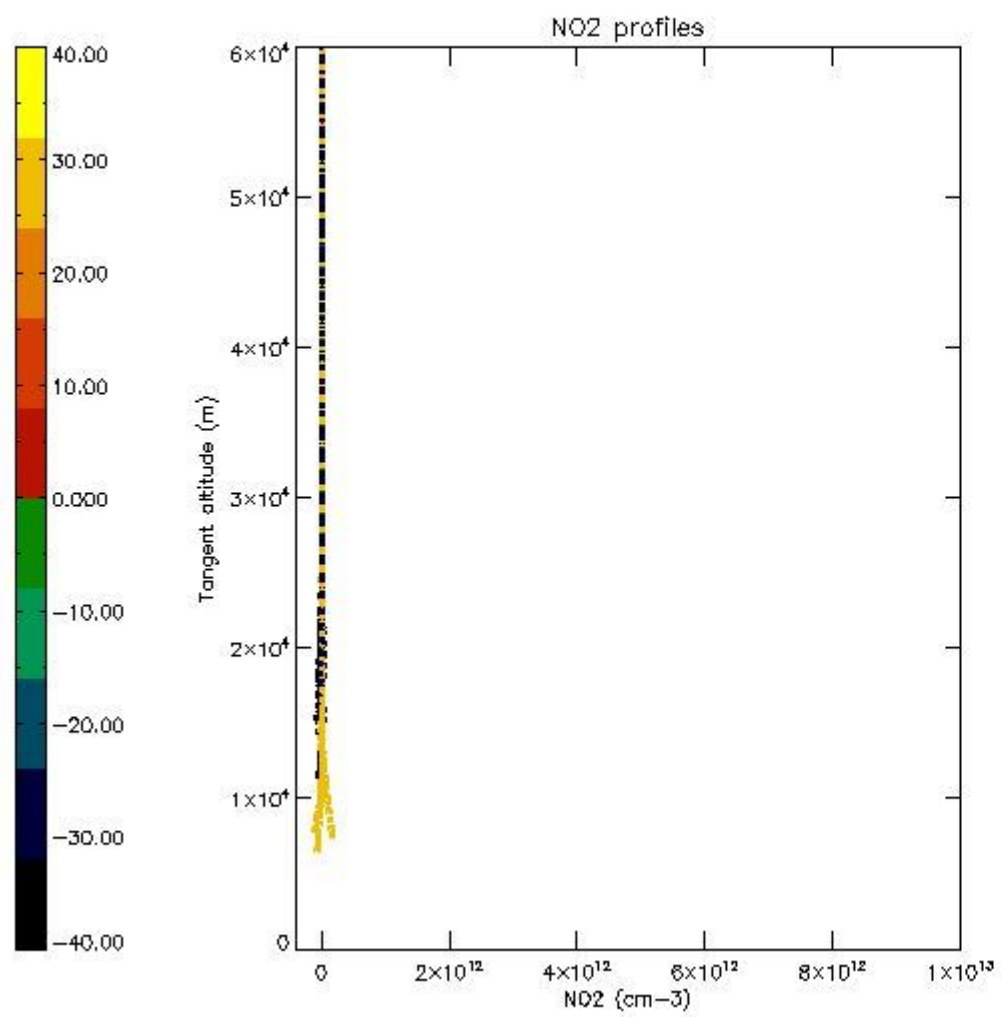
5.5 Plot ozone profiles where STD < 5% (dark without errors)

The colorbar represents the latitude.



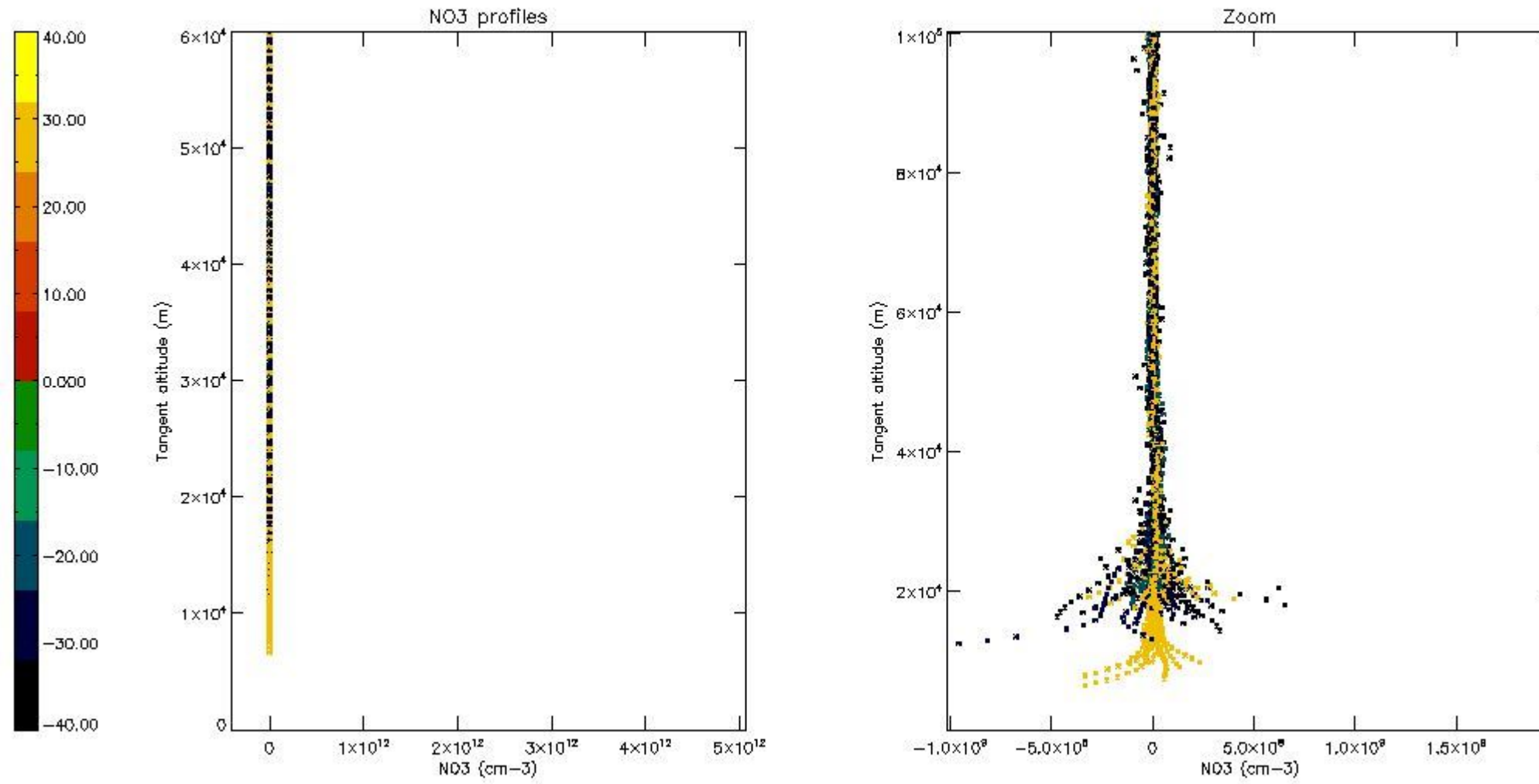
5.6 Plot NO₂ profiles for all STD (dark without errors)

The colorbar represents the latitude.



5.7 Plot NO3 profiles for all STD (dark without errors)

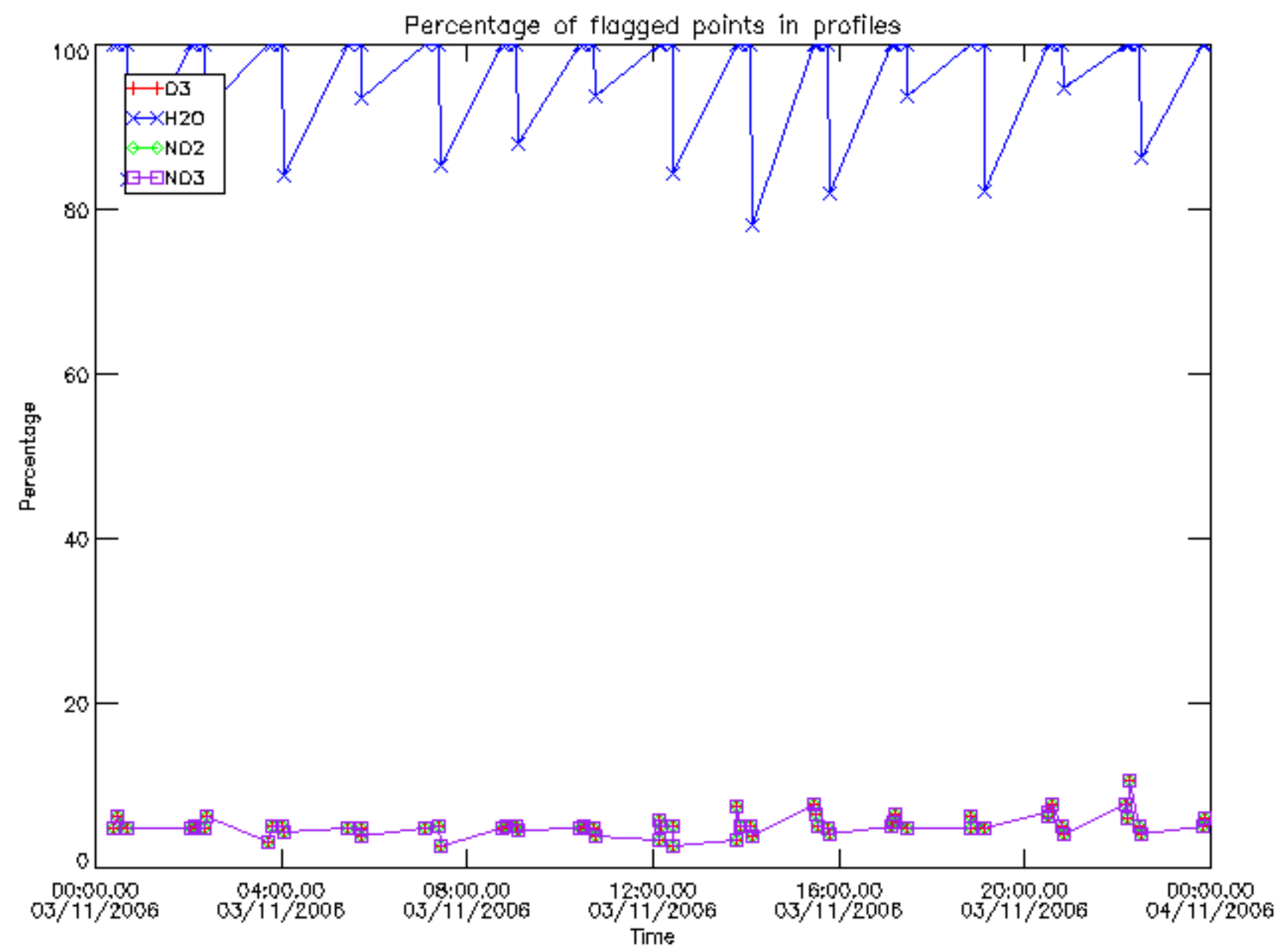
The colorbar represents the latitude.



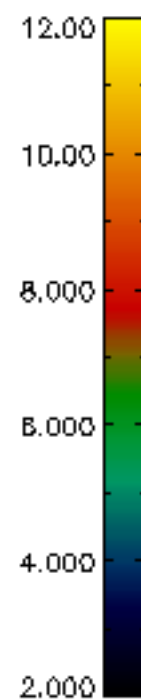
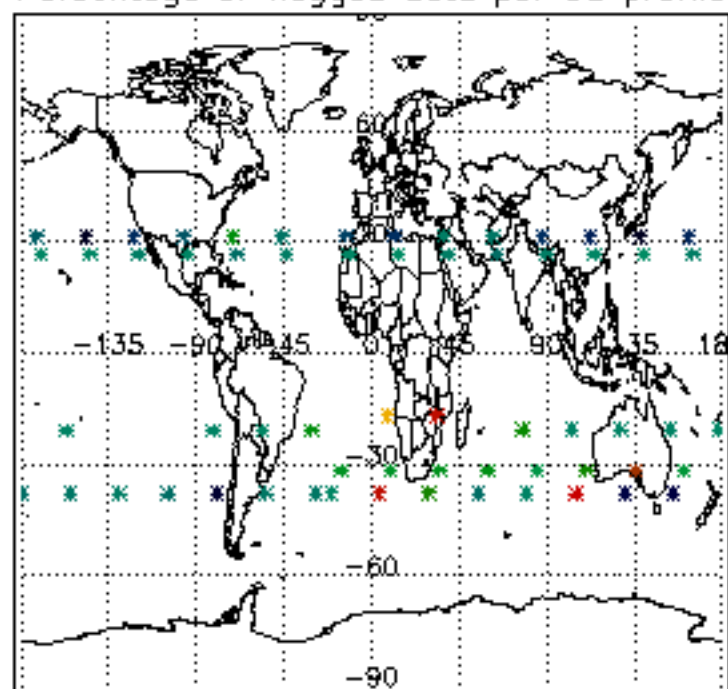
6. Auxiliary Data Files used for the production reported in section 2

The number reported in the third column indicates since which file (see list in section 2) the corresponding auxiliary file has been used. The fourth column is the date of those product files.

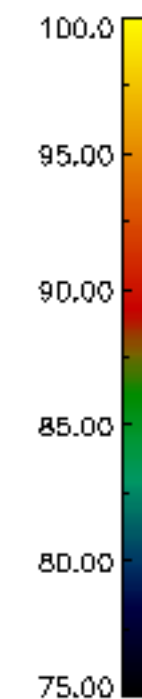
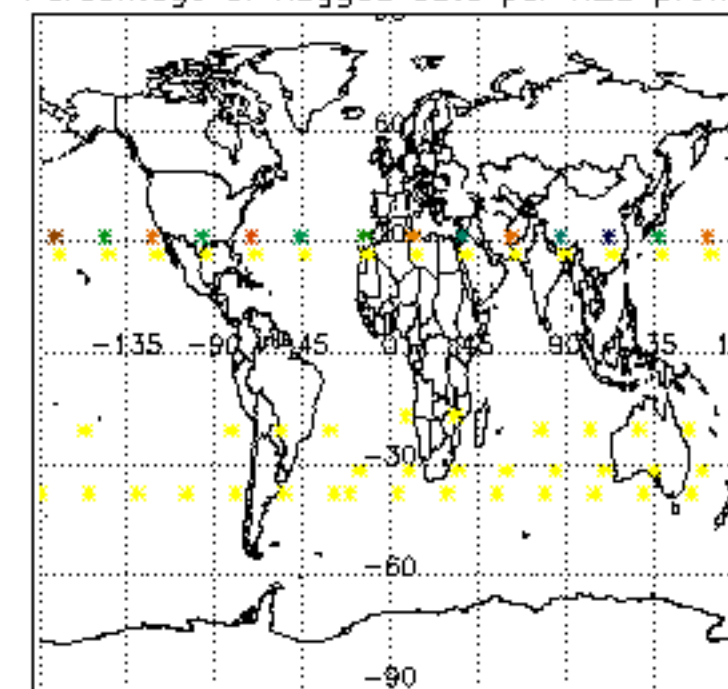
Type	Auxiliary Filename	Used since product	Used since product date
INST_PHYS_CHARACTERISTICS	GOM_INS_AXVIEC20091111_143220_20030716_120000_20500101_000000	1	03-NOV-2006 00:04:57
LEVEL-2_PROC_CONFIG	GOM_PR2_AXVIEC20091111_152718_20020301_000000_20500101_000000	1	03-NOV-2006 00:04:57
CROSS_SECTIONS_FILE	GOM_CRS_AXVIEC20091111_154832_20020301_000000_20500101_000000	1	03-NOV-2006 00:04:57



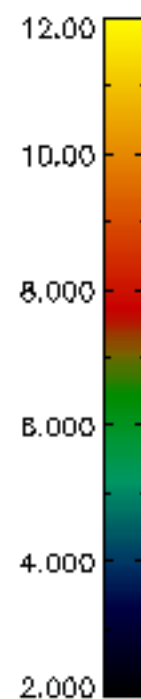
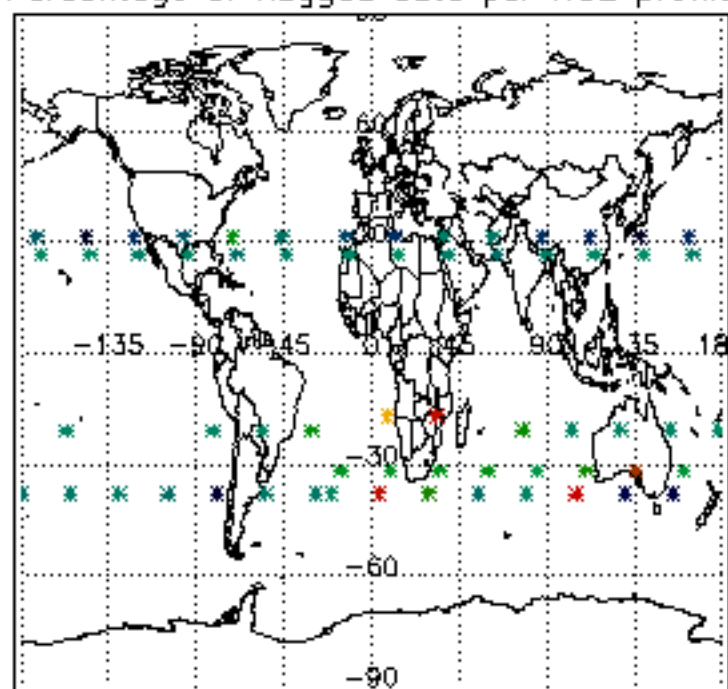
Percentage of flagged data per D3 profile



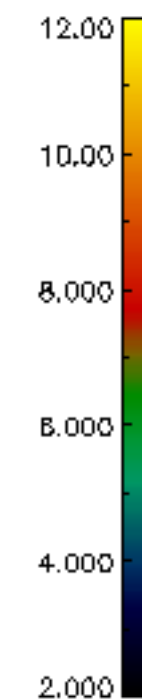
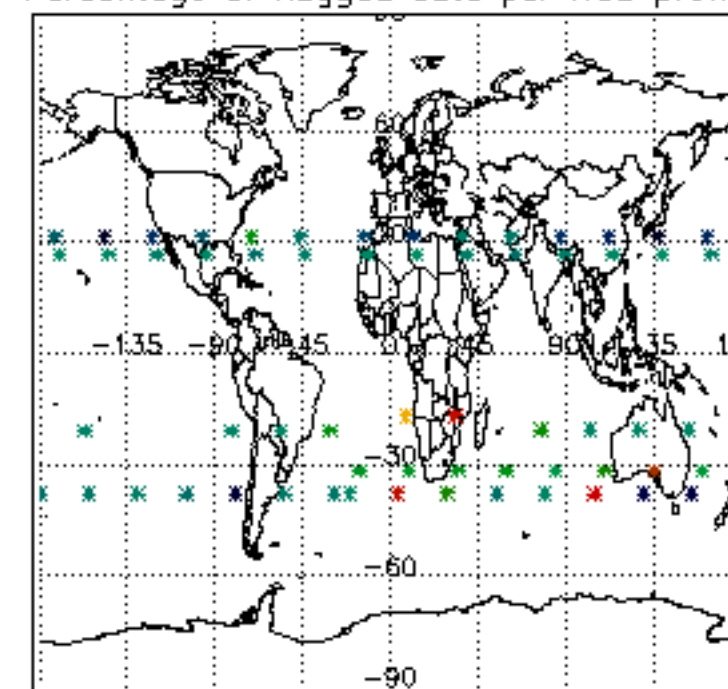
Percentage of flagged data per H2O profile

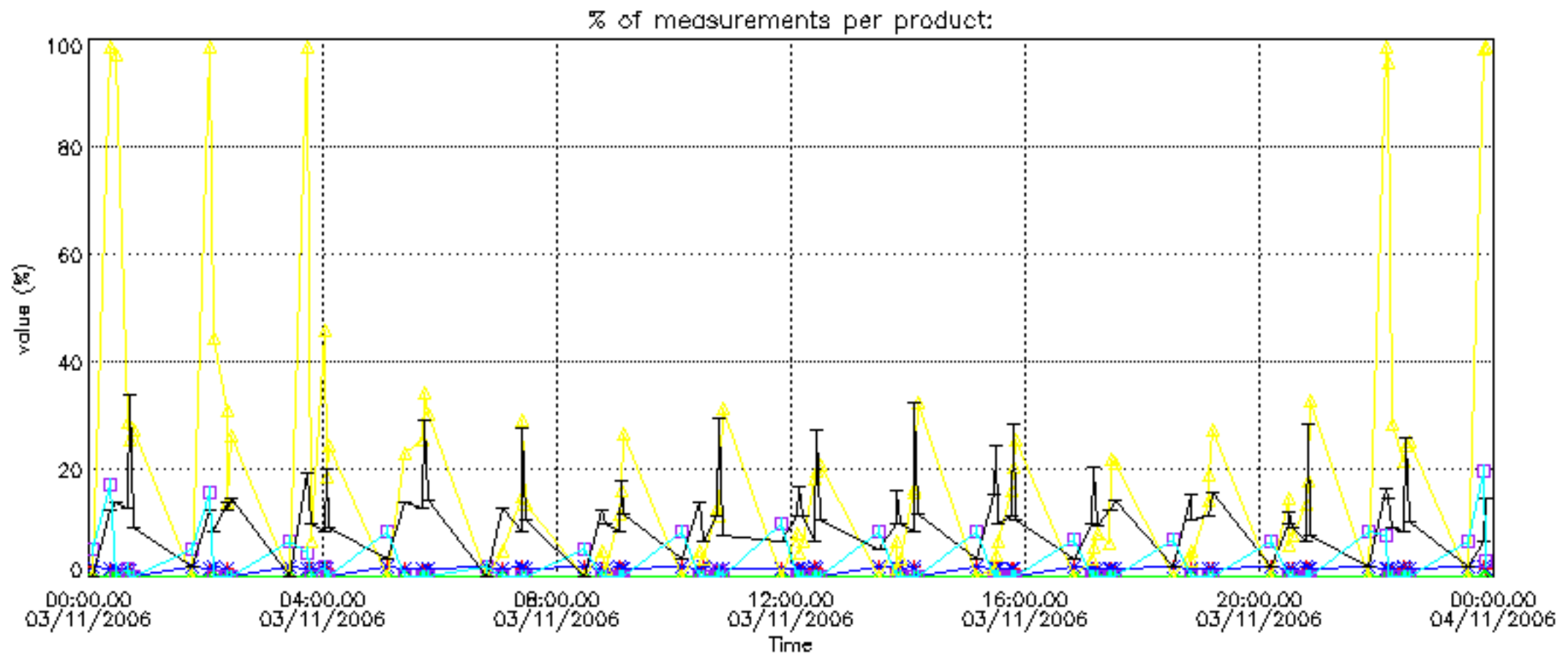


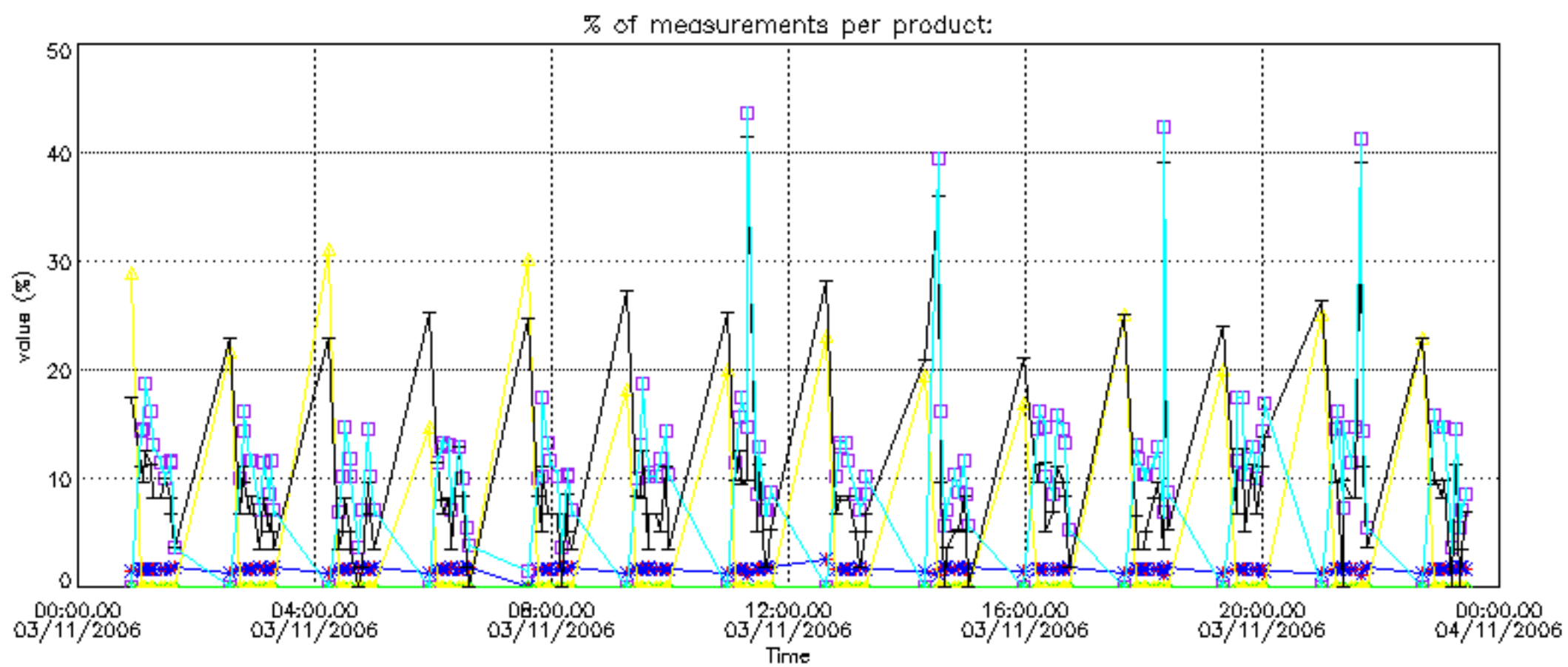
Percentage of flagged data per NO2 profile



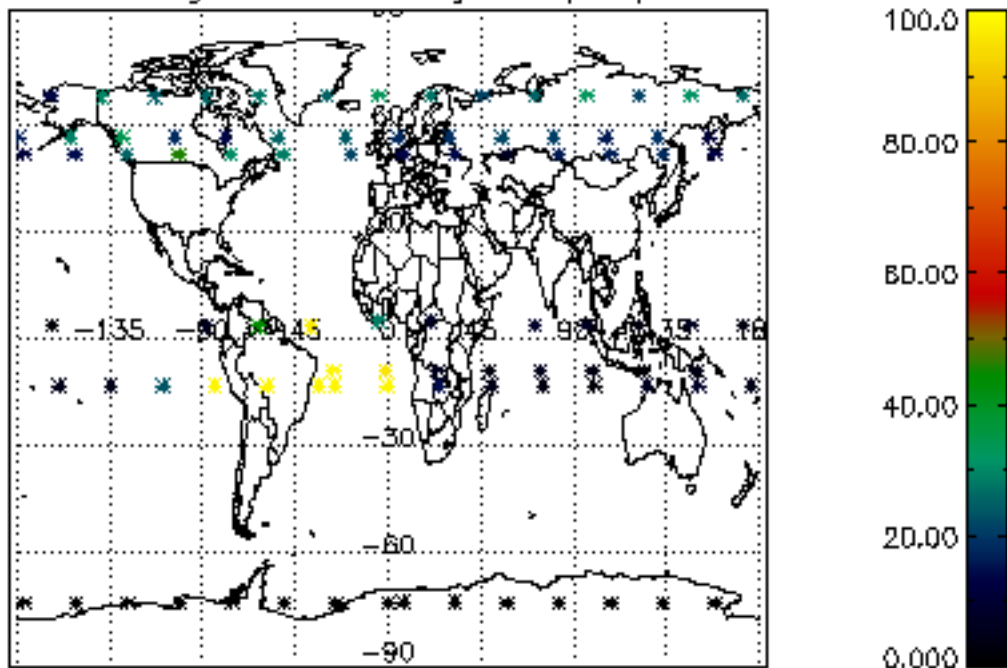
Percentage of flagged data per NO3 profile



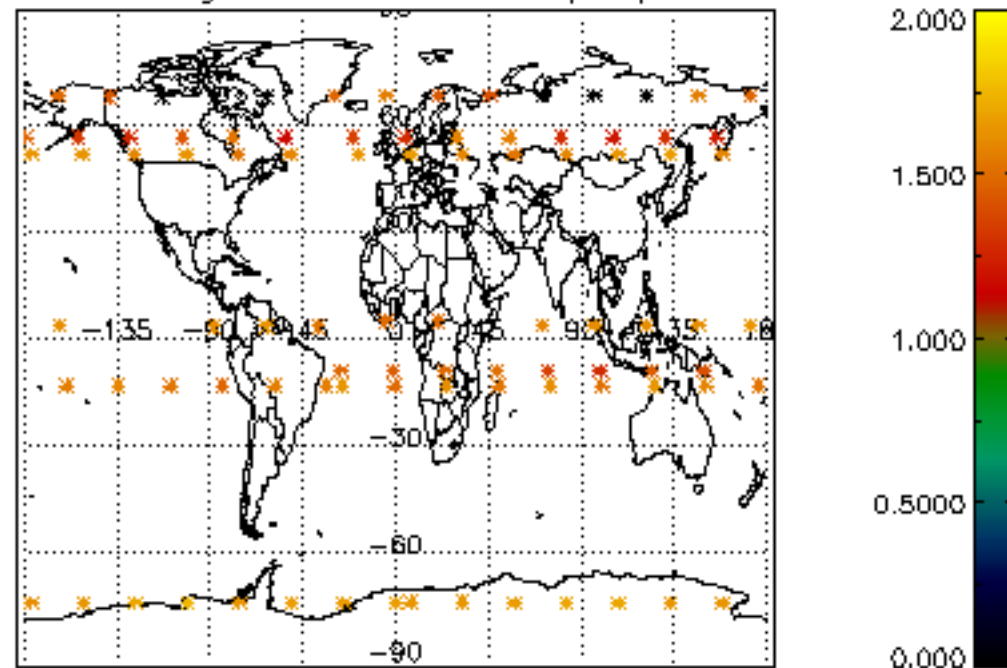




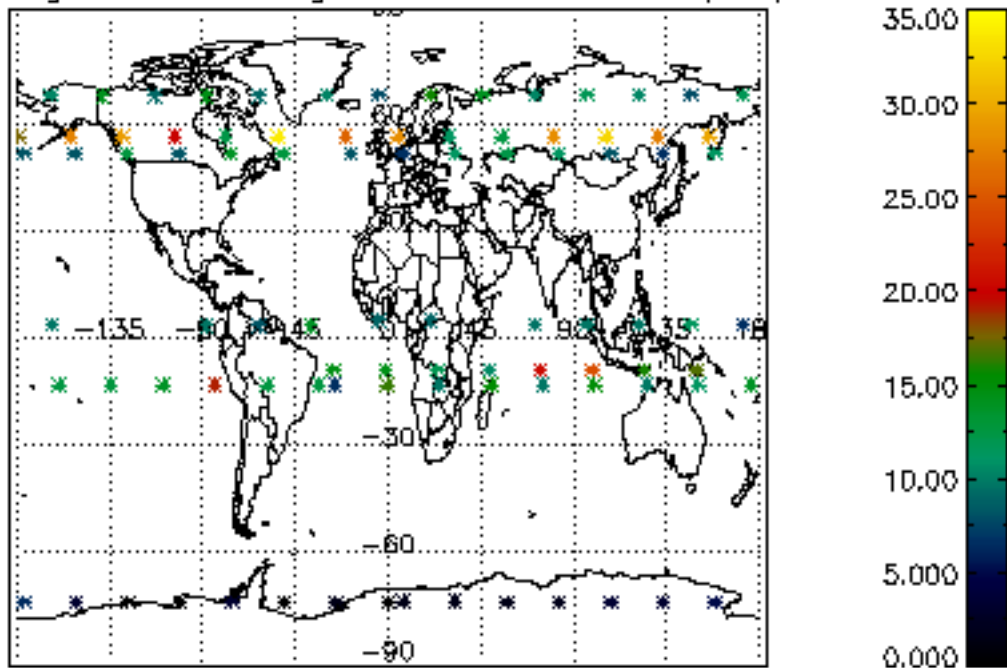
Percentage of cosmic ray hits per profile



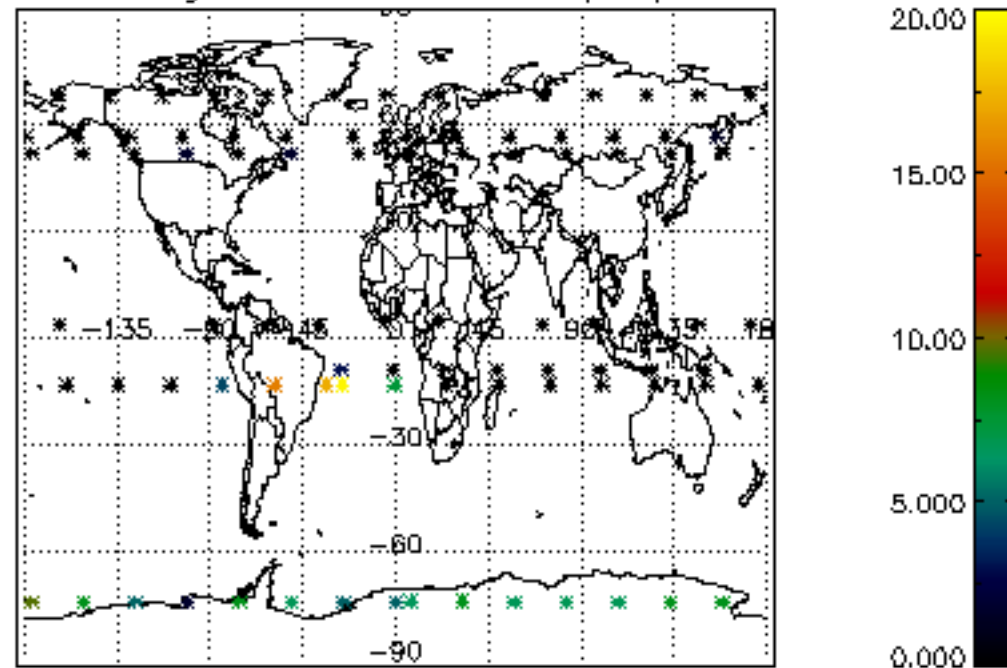
Percentage of datation errors per profile



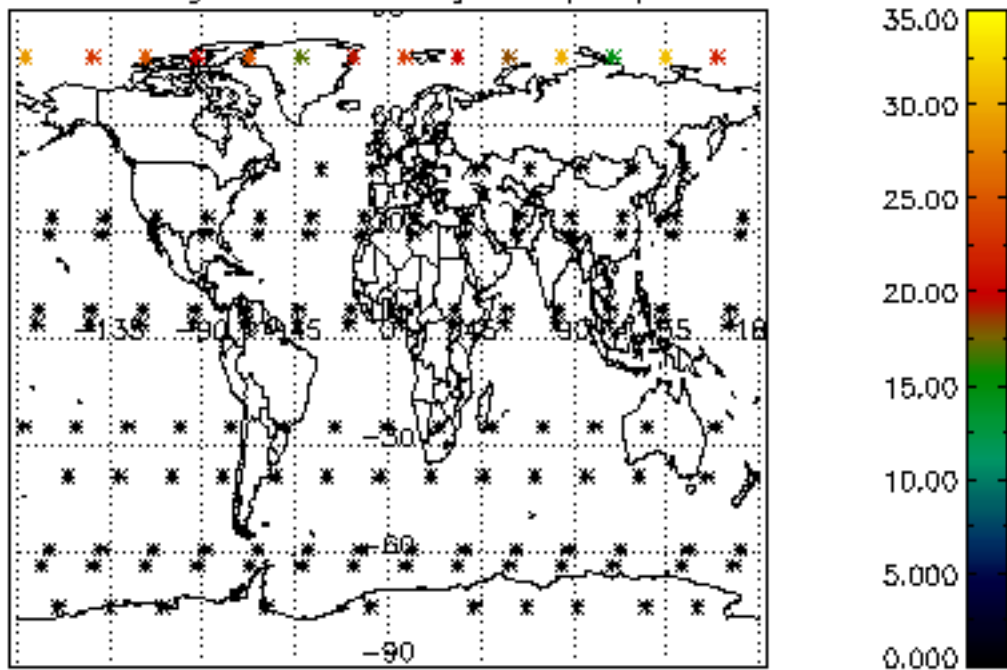
Percentage of star falling outside central band per profile



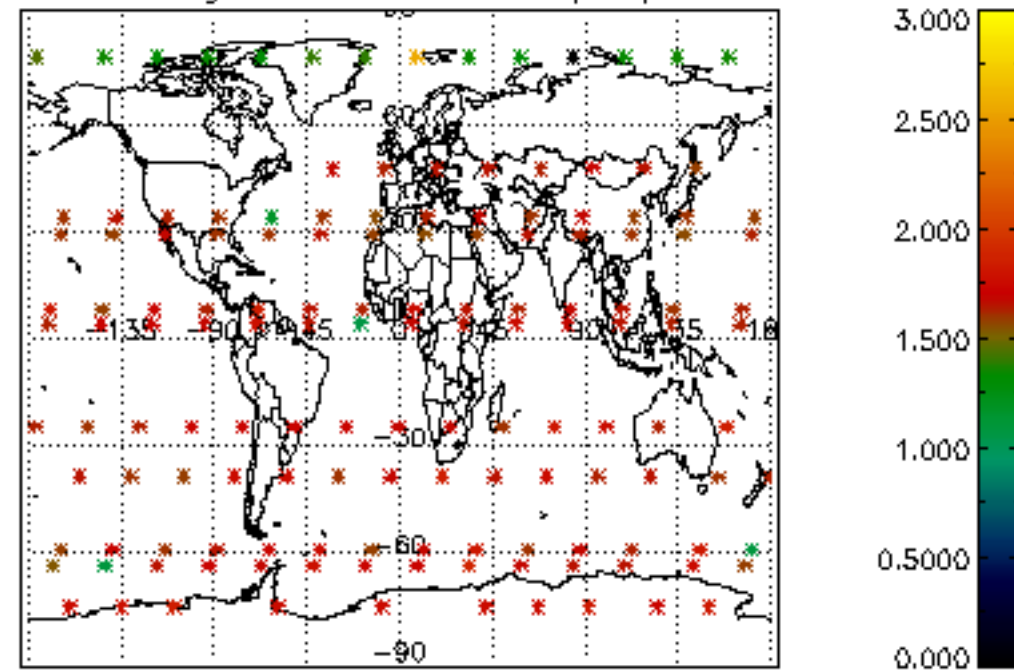
Percentage of saturation errors per profile



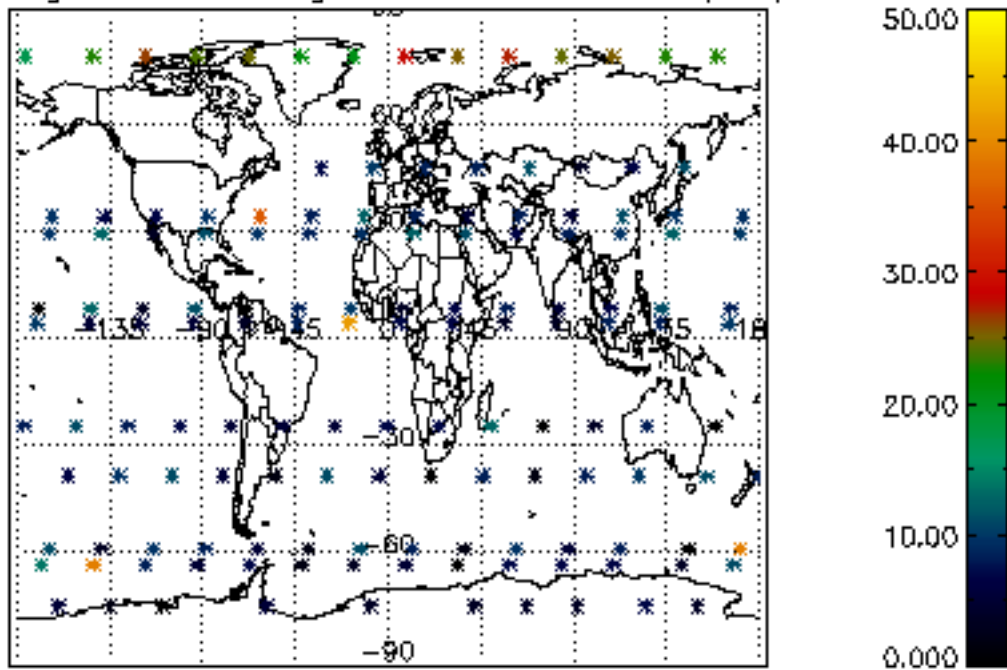
Percentage of cosmic ray hits per profile



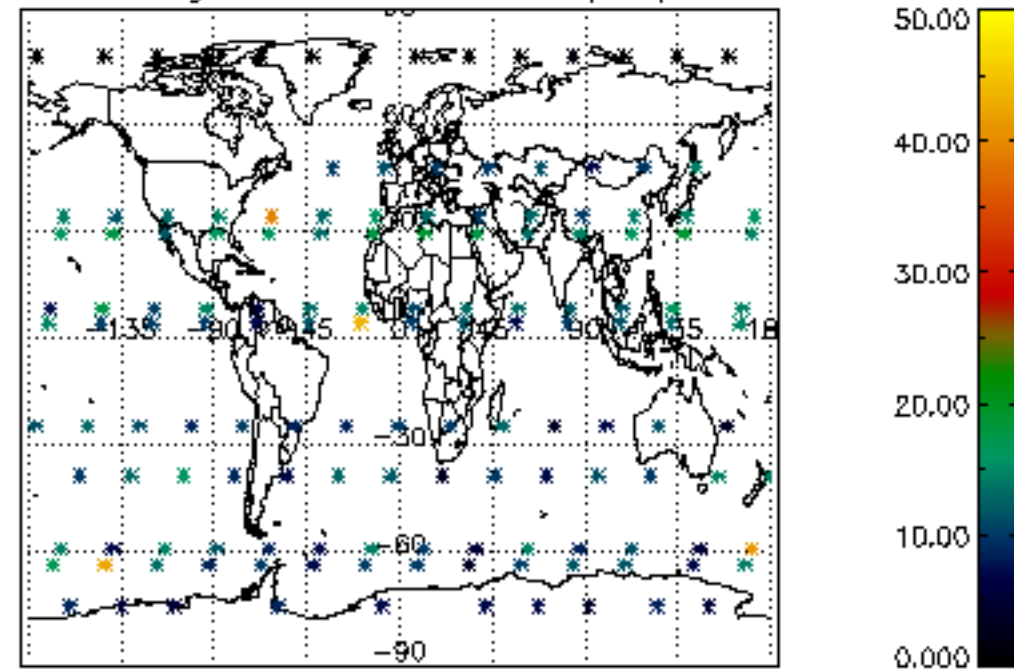
Percentage of datation errors per profile

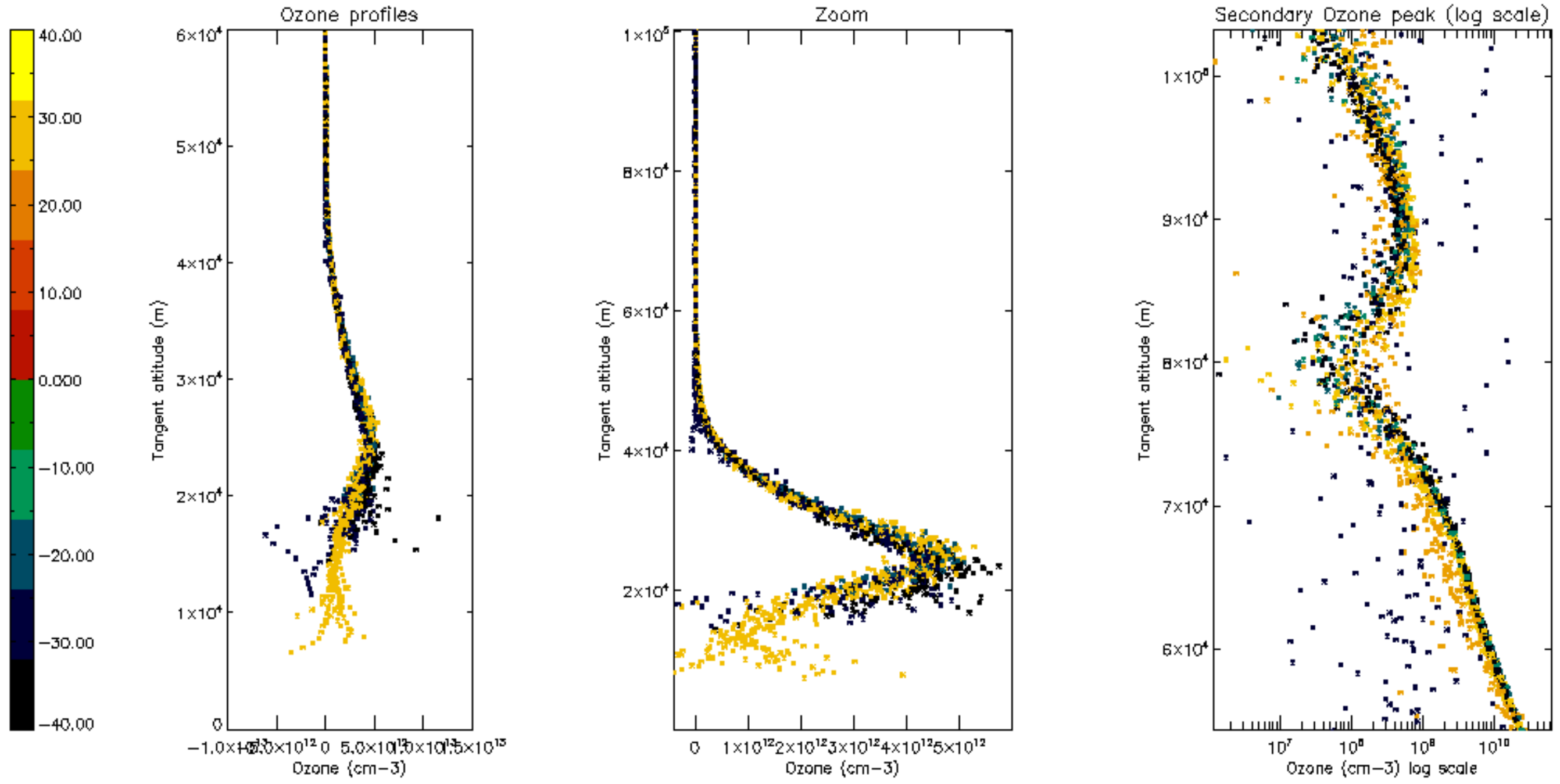


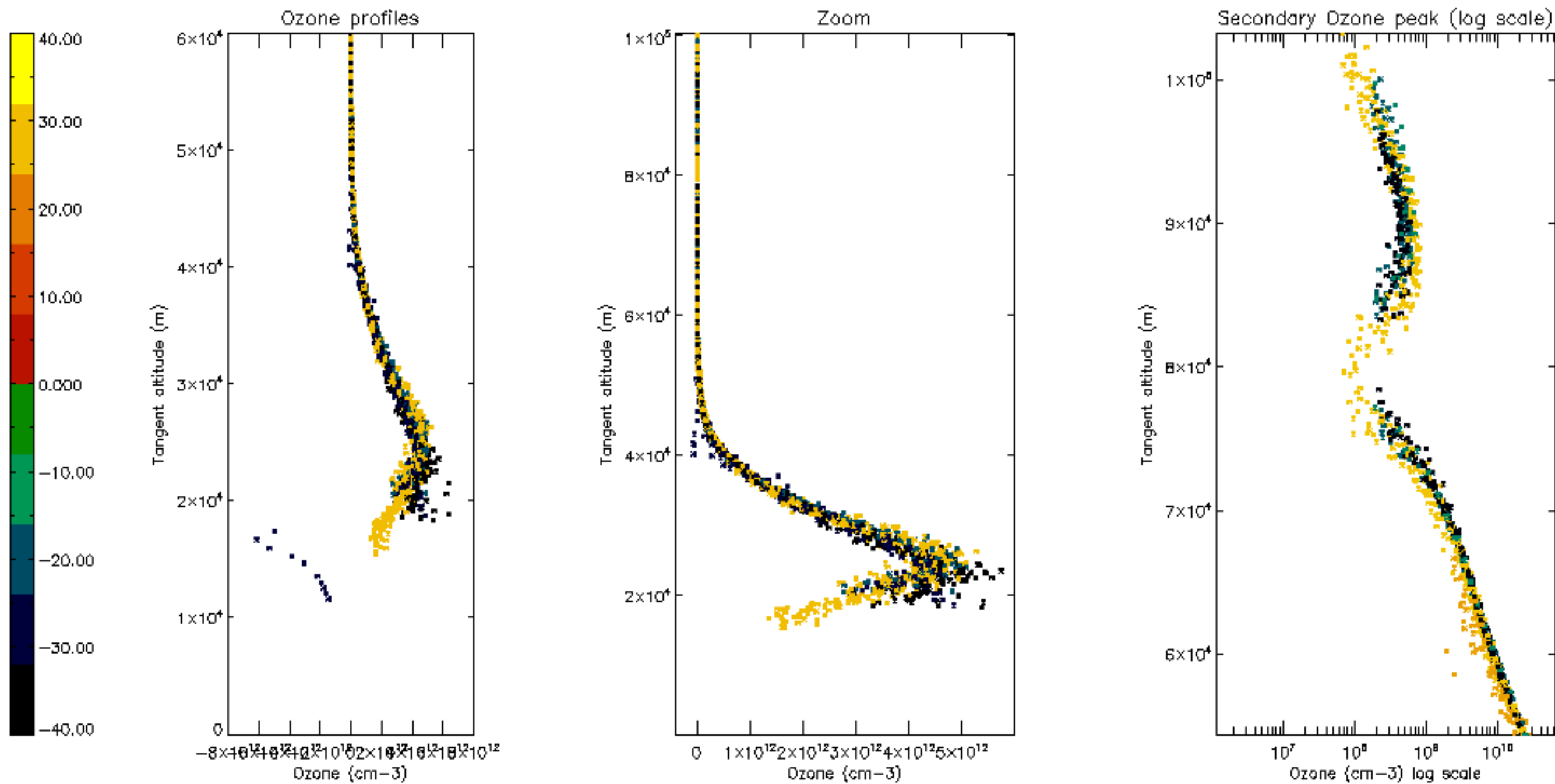
Percentage of star falling outside central band per profile

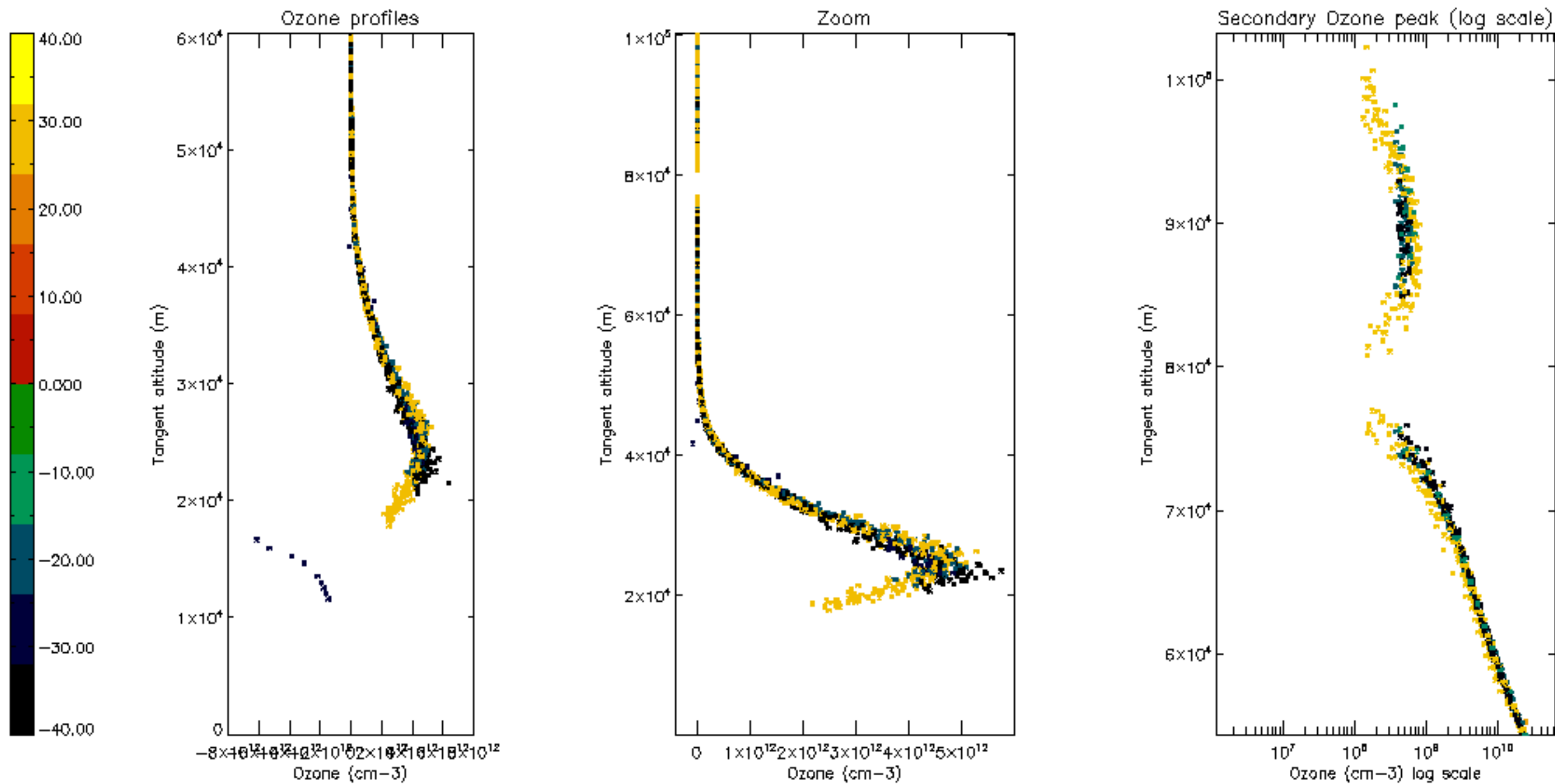


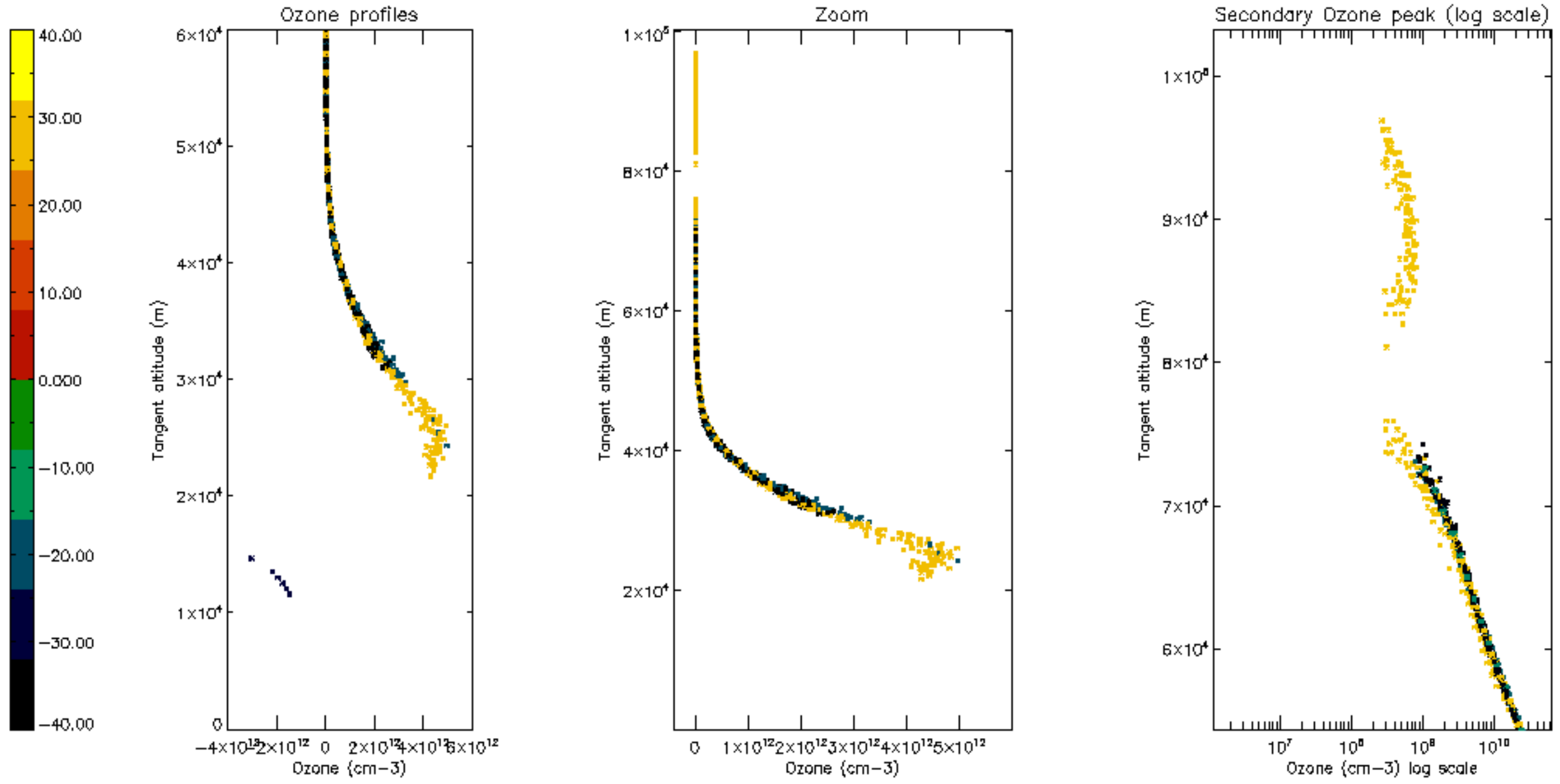
Percentage of saturation errors per profile

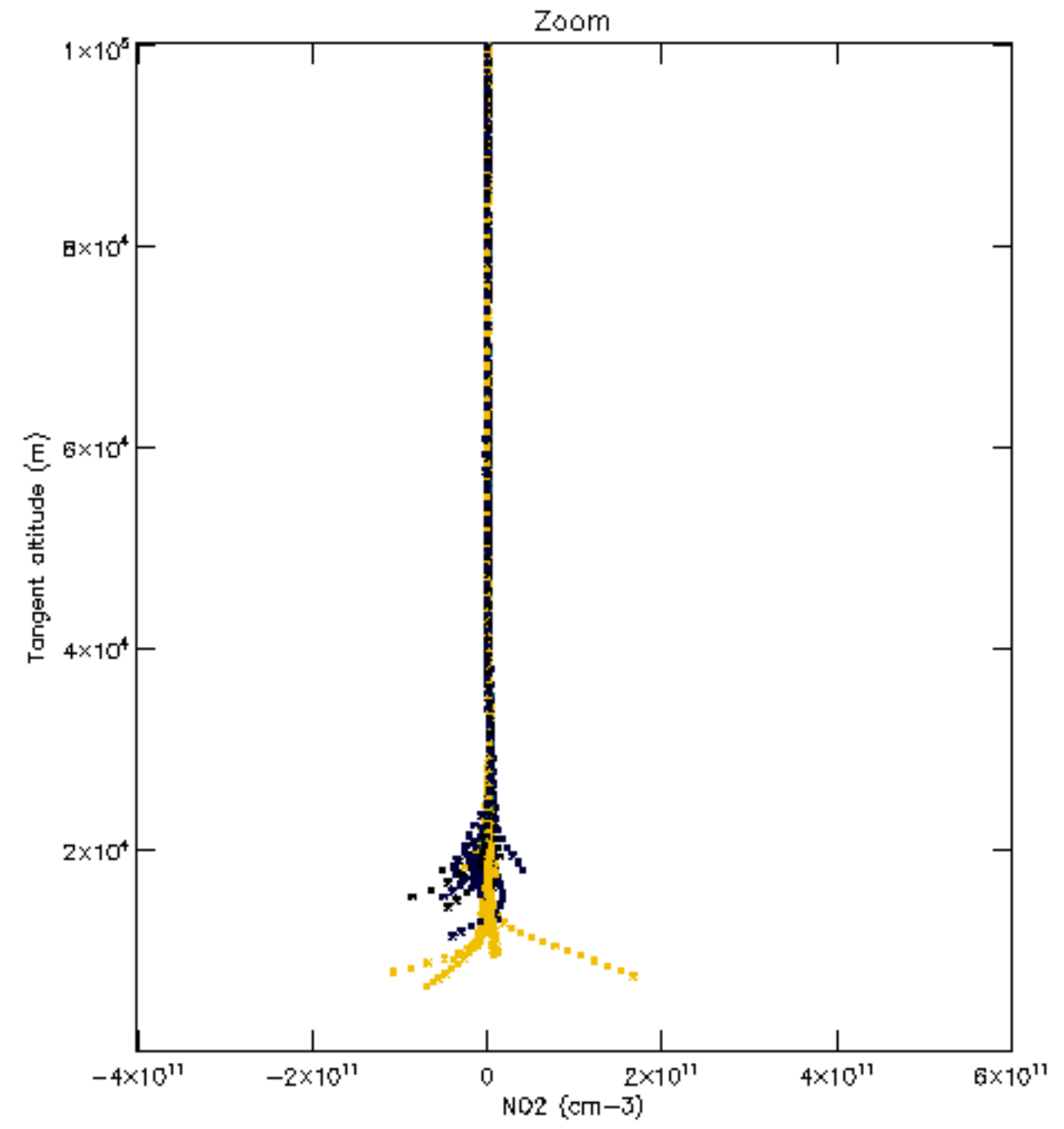
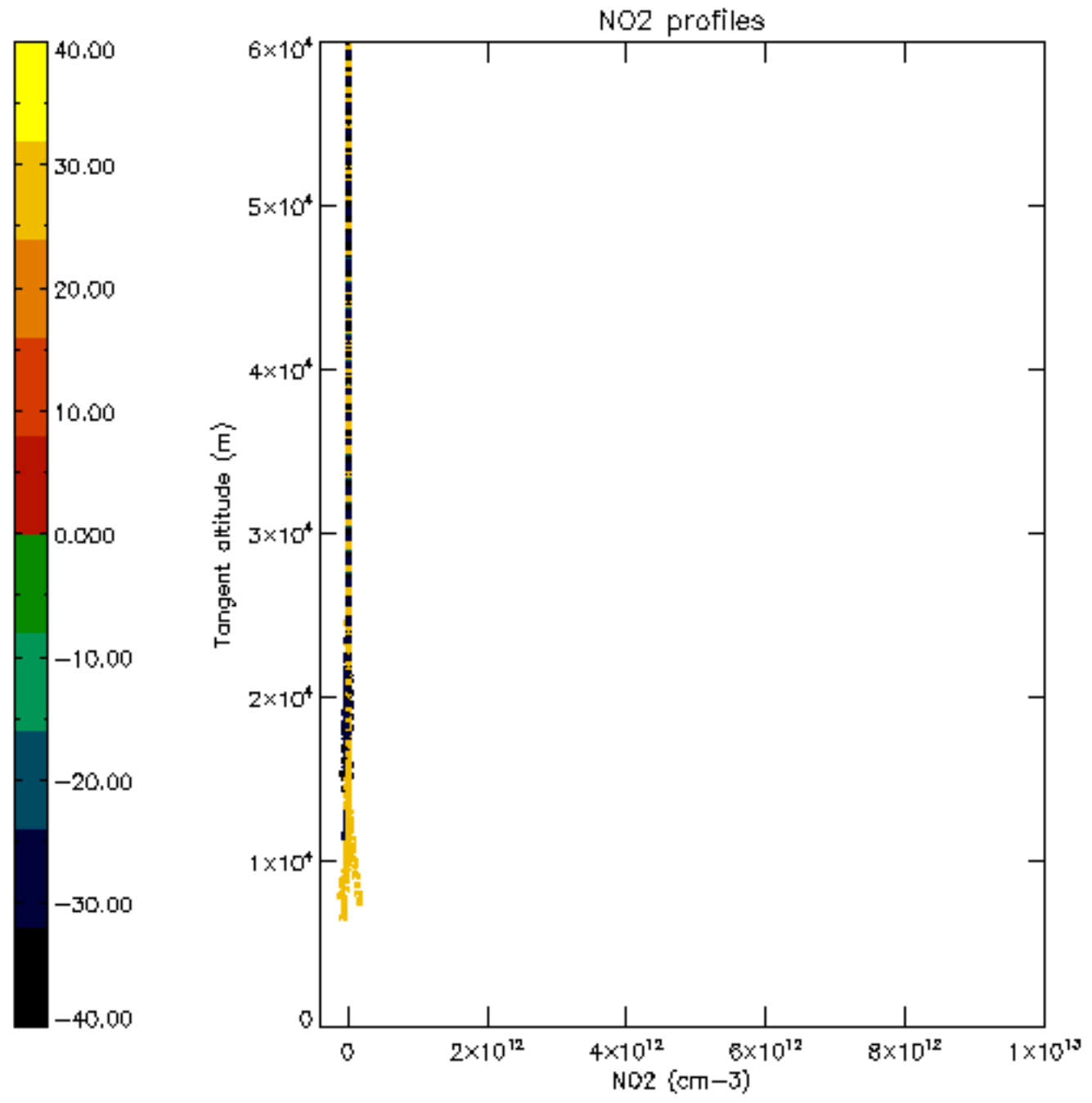


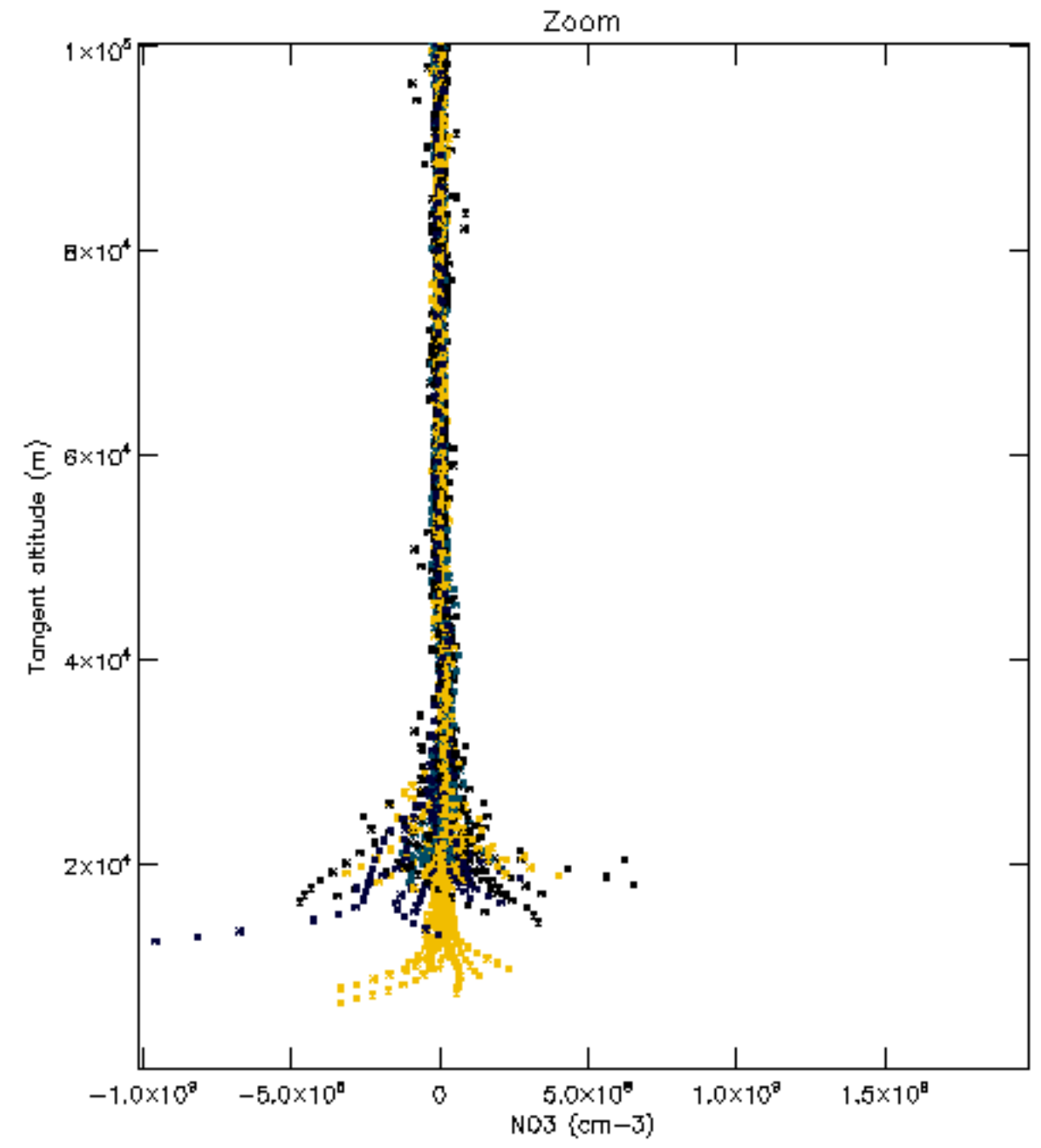
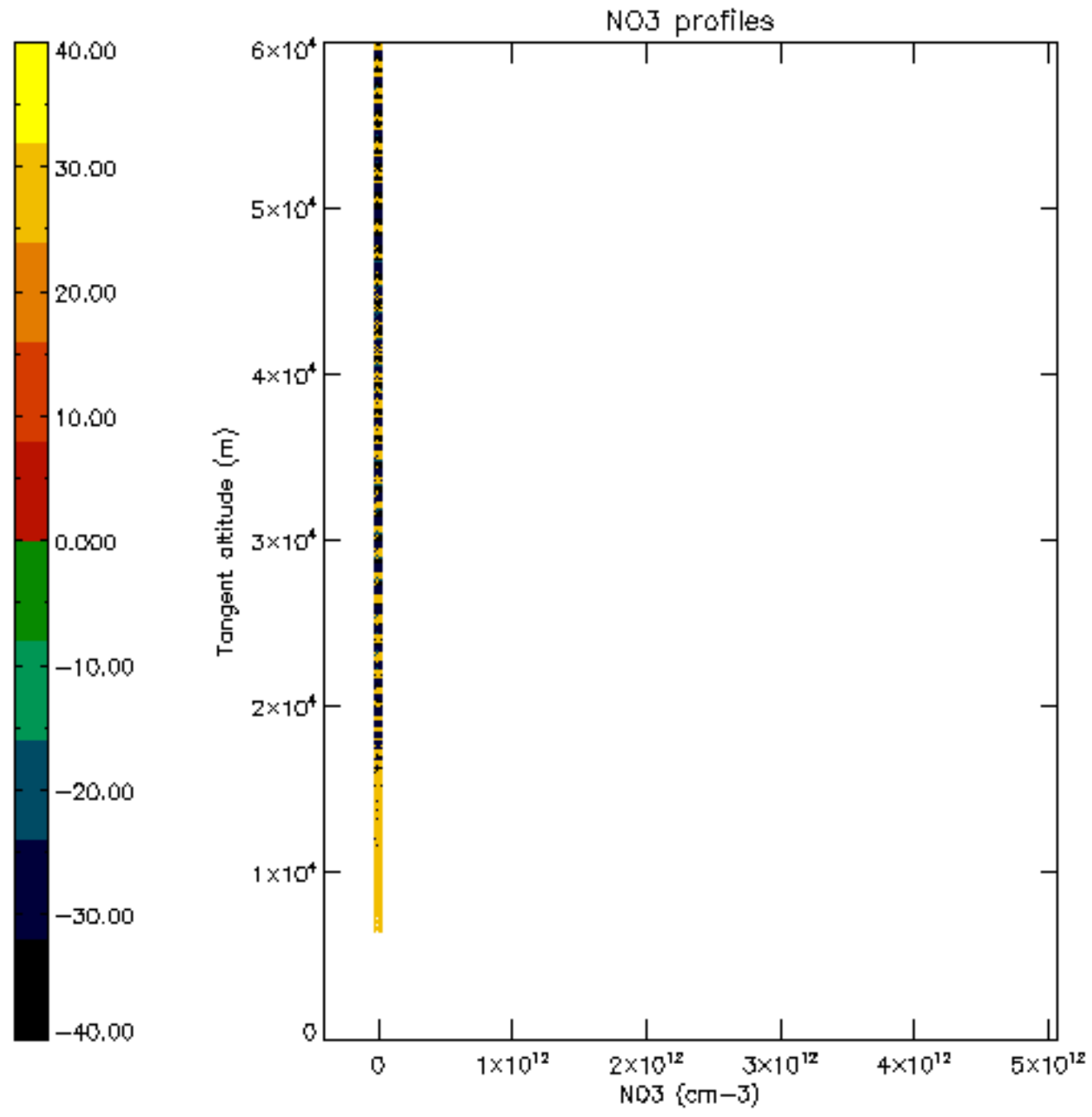


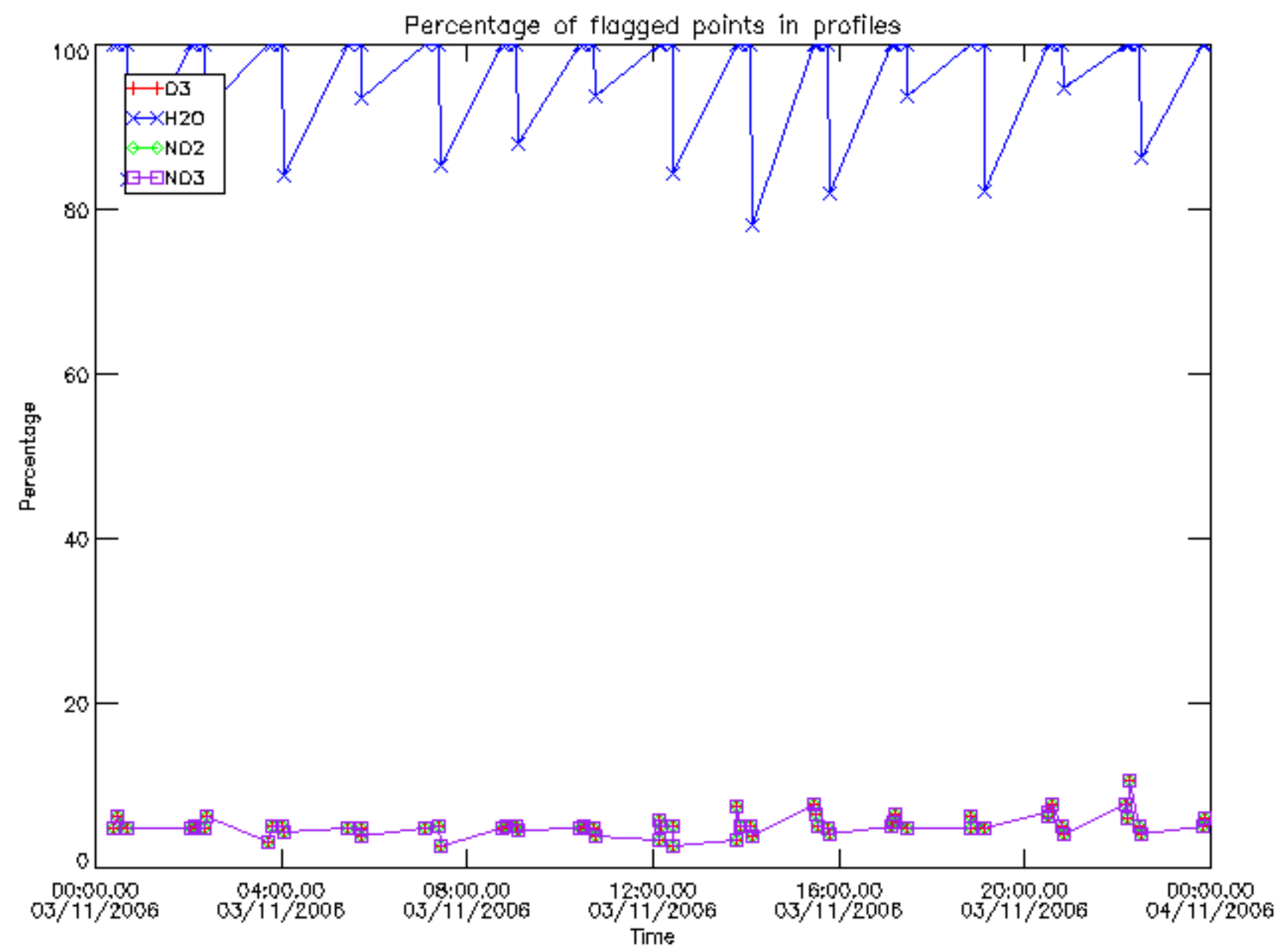




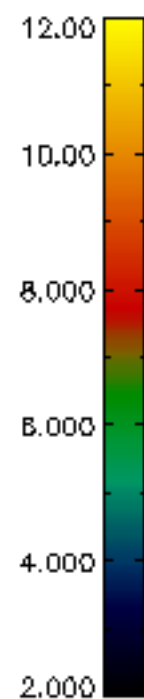
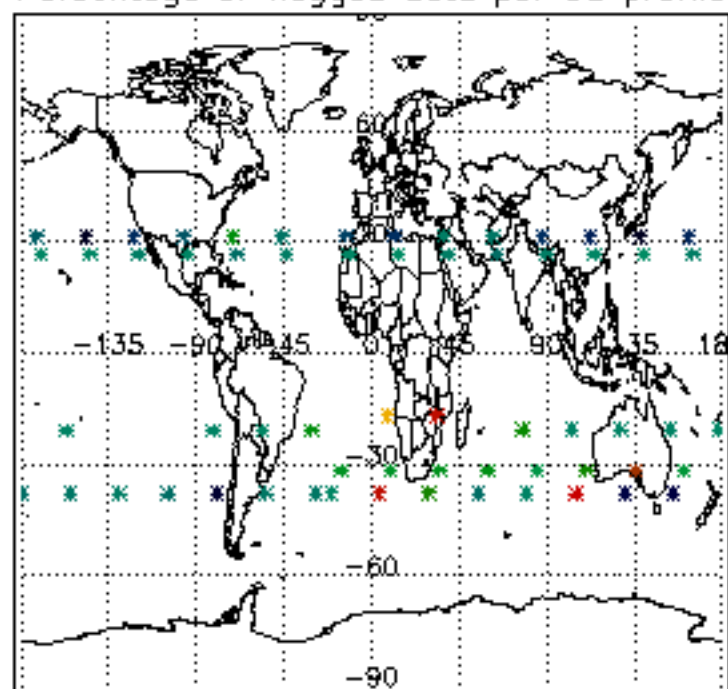




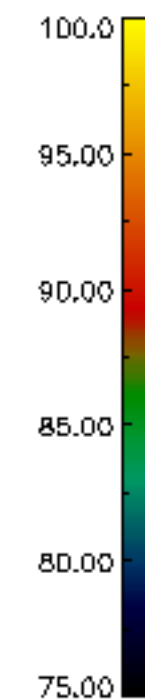
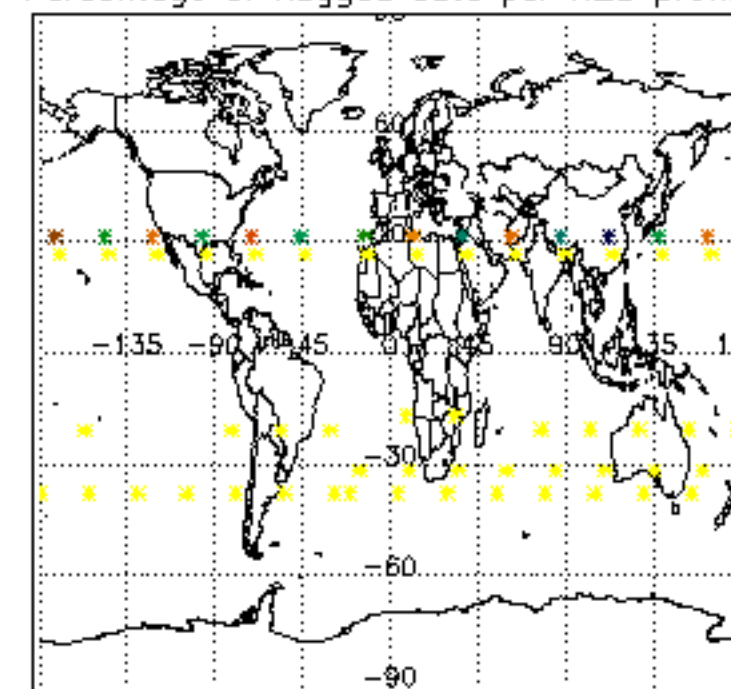




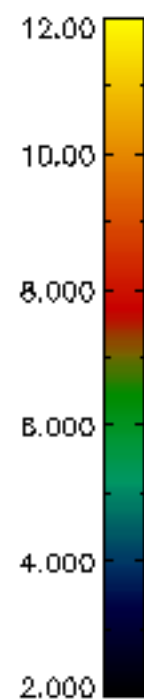
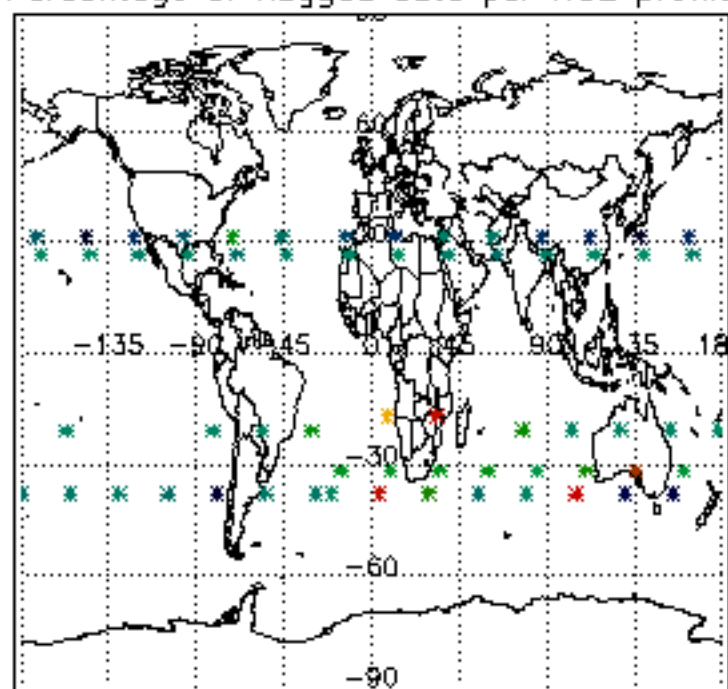
Percentage of flagged data per D3 profile



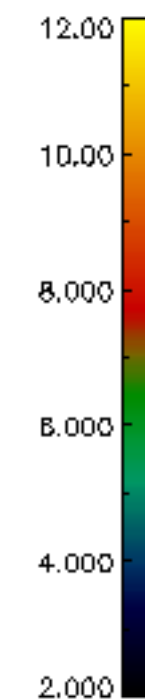
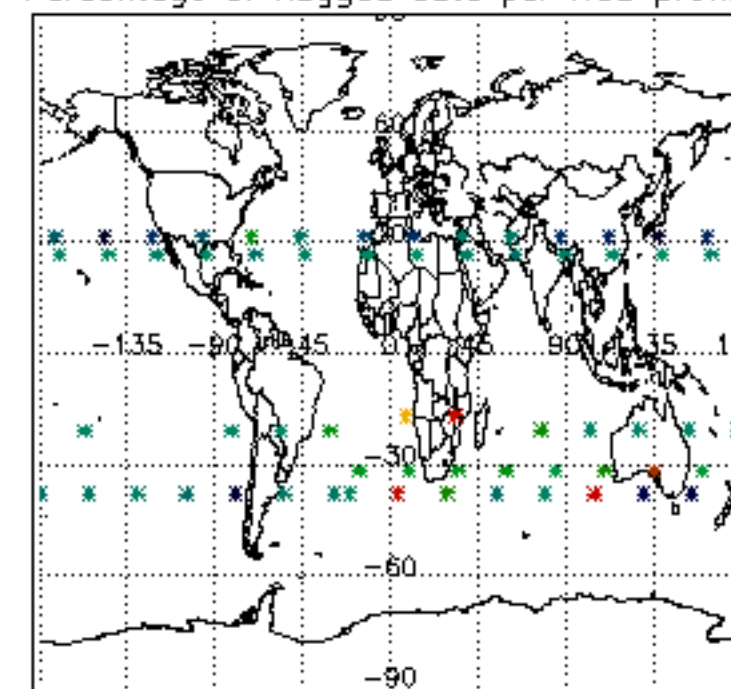
Percentage of flagged data per H2O profile

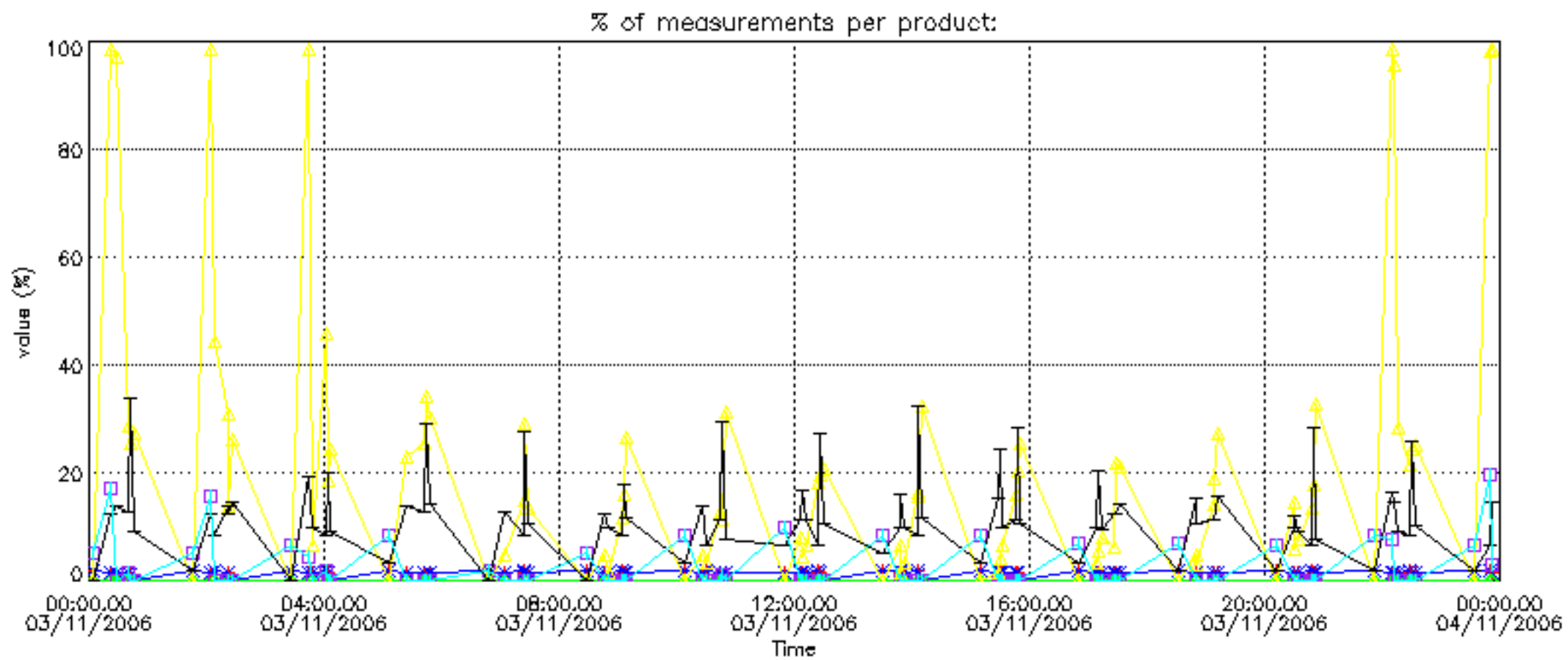


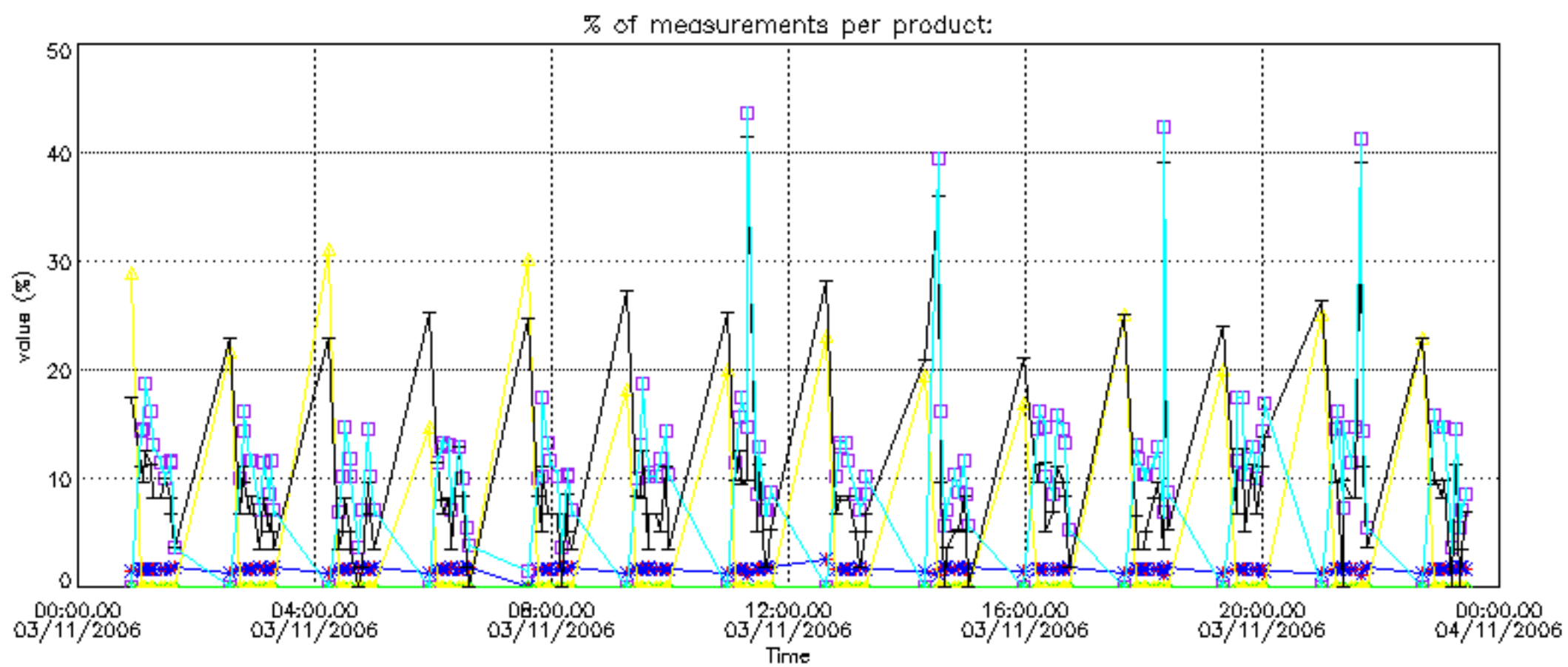
Percentage of flagged data per NO2 profile



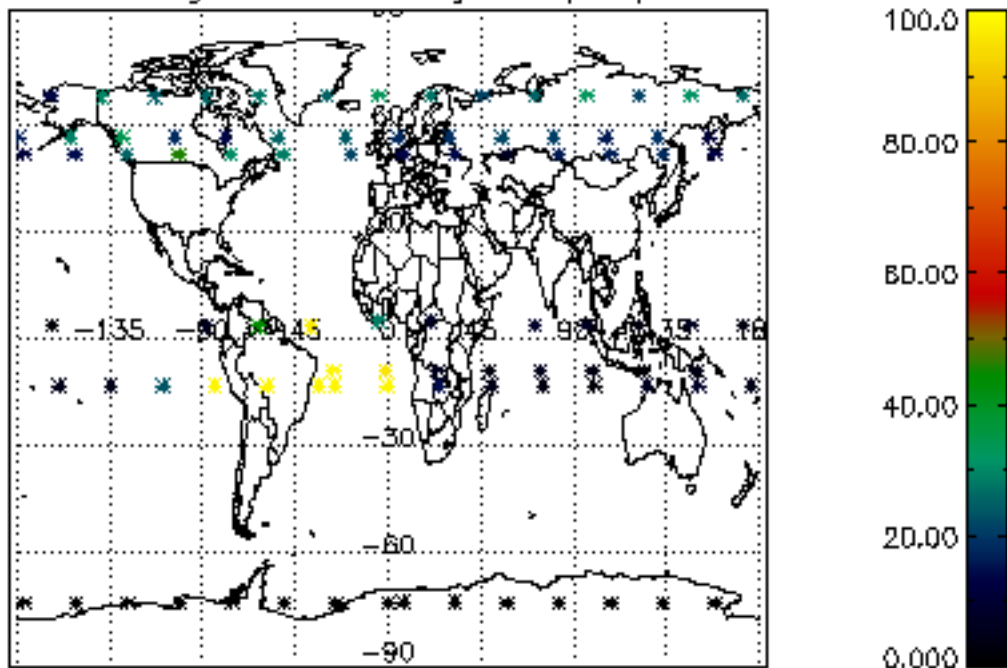
Percentage of flagged data per NO3 profile



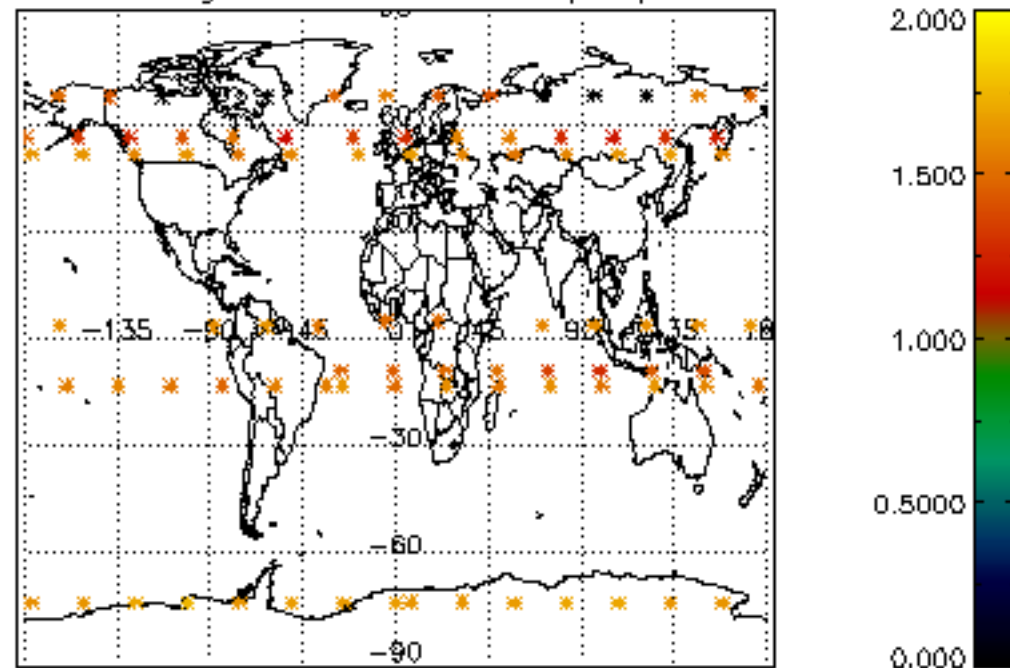




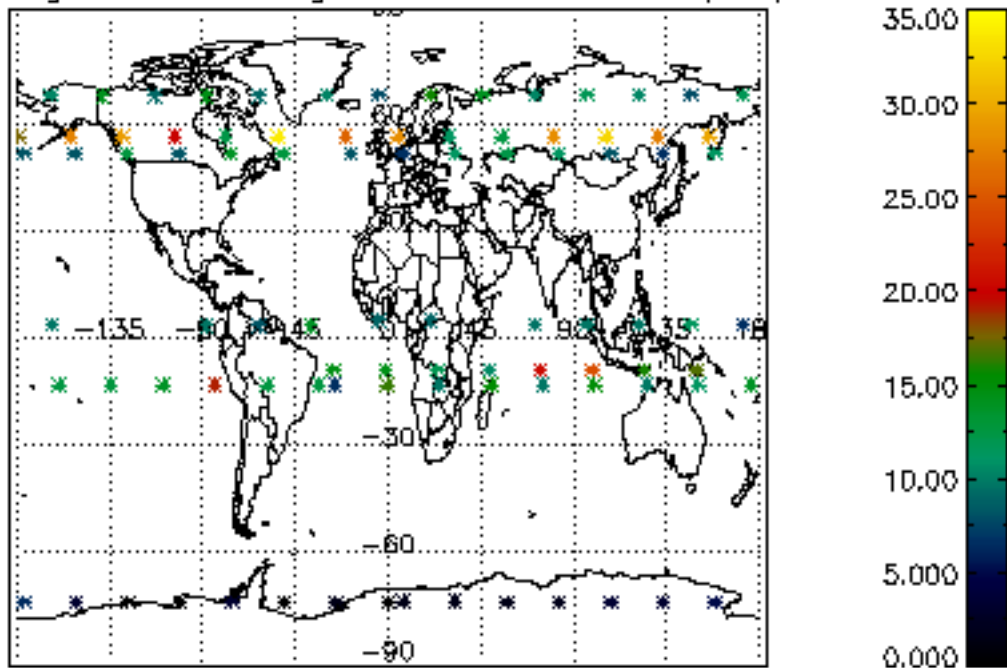
Percentage of cosmic ray hits per profile



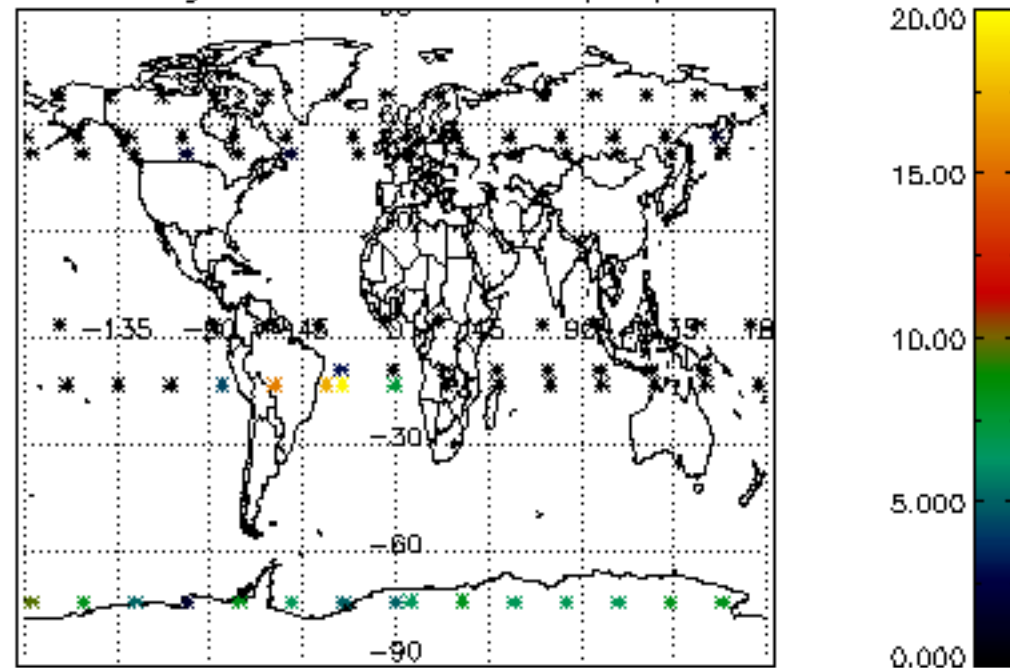
Percentage of datation errors per profile



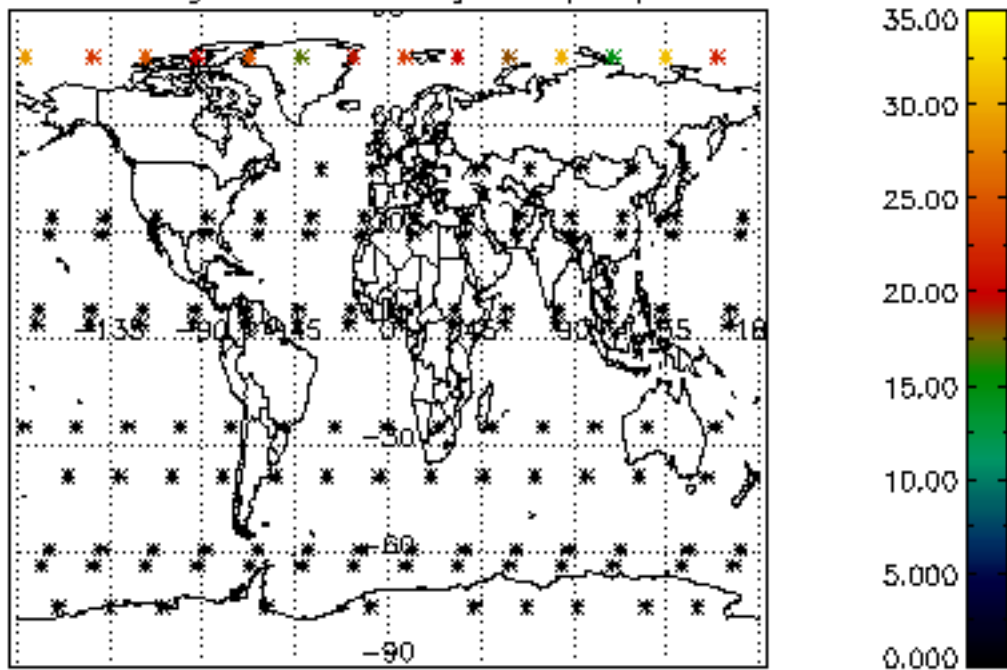
Percentage of star falling outside central band per profile



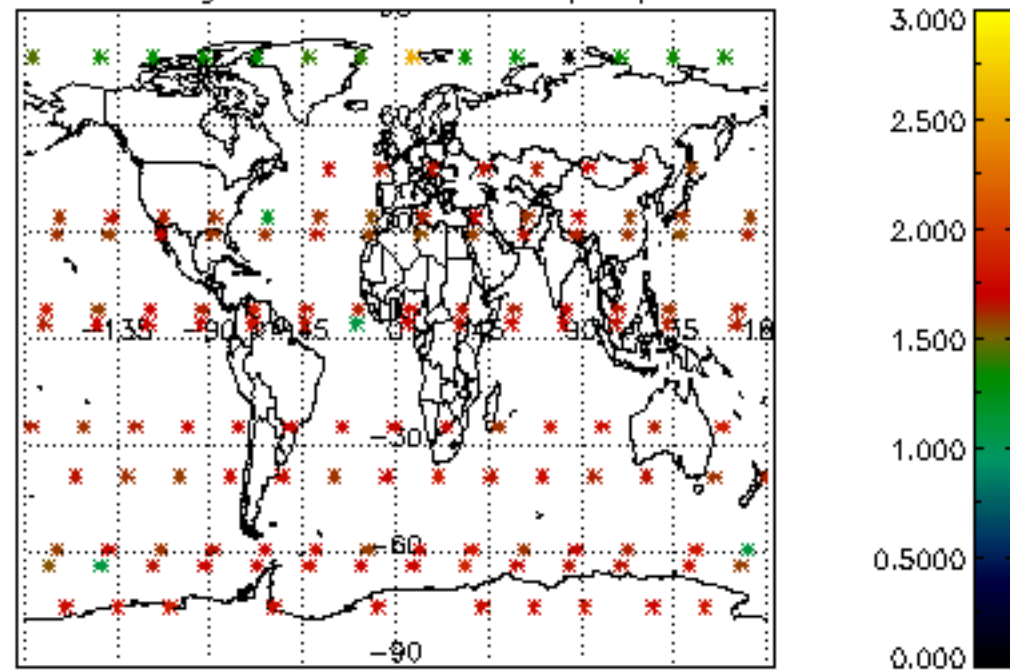
Percentage of saturation errors per profile



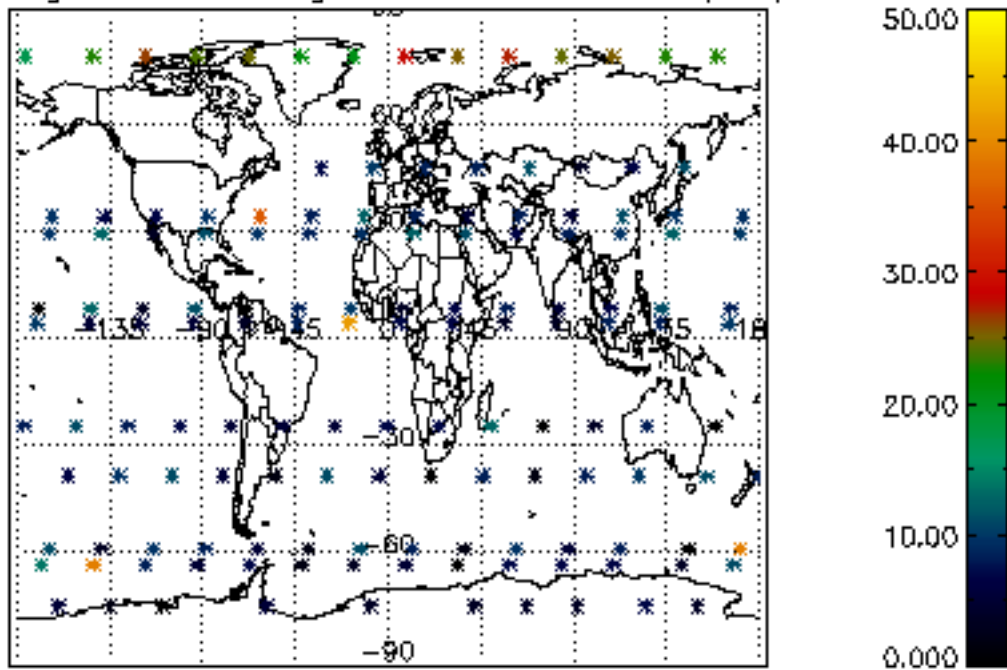
Percentage of cosmic ray hits per profile



Percentage of datation errors per profile



Percentage of star falling outside central band per profile



Percentage of saturation errors per profile

