

GOMOS Level 2 Daily Report

SUMMARY

[1. General Info](#)

[2. Summary of processed GOM_NL_2P products](#)

[3. Level 2 Quality information per product](#)

[3.1 Plot of level 2 quality information per product \(time dependant\)](#)

[3.2 Plot of level 2 quality information per product \(world map\)](#)

[4. Level 1 Quality information per product \(stored on level 2 products\)](#)

[4.1 Plot of level 1 quality information per product \(time dependant\)](#)

[4.1.1 Plot of level 1 quality information per product \(time dependant\): ASCENDING](#)

[4.1.2 Plot of level 1 quality information per product \(time dependant\): DESCENDING](#)

[4.2 Plot of level 1 quality information per product \(world map\)](#)

[4.2.1 Plot of level 1 quality information per product \(world map\): ASCENDING](#)

[4.2.2 Plot of level 1 quality information per product \(world map\): DESCENDING](#)

[5. Ozone profiles based on quality statistics and other trace gas profiles](#)

[5.1 Ozone statistics based on quality of products](#)

[5.2 Plot ozone profiles for all STD \(dark without errors\)](#)

[5.3 Plot ozone profiles where STD < 20% \(dark without errors\)](#)

[5.4. Plot ozone profiles where STD < 10% \(dark without errors\)](#)

[5.5. Plot ozone profiles where STD < 5% \(dark without errors\)](#)

[5.6 Plot NO2 profiles for all STD \(dark without errors\)](#)

[5.7 Plot NO3 profiles for all STD \(dark without errors\)](#)

[5.8 Plot H2O profiles \(only for occultations of stars 1,2,3,4,13,14,16,26,63 dark without errors\) for all STD](#)

[6. Auxiliary Data Files used for the production reported in section 2](#)

This report presents the daily analysis on parameters extracted from GOMOS level 2 data (GOM_NL__2P). It is intended to monitor some important parameters that will impact the quality of these products. A list of level 2 products (and content) that have arrived during the reporting day to the PCF is also given.

Item	Value
Time of report generation	24APR2013 05:30:14
Data source version	GOMOS/6.01
Start time of products	02-11-2006 (02NOV2006 00:00:00)
Stop time of products	03-11-2006 (03NOV2006 00:00:00)
Store outputs in DB	Yes
Nb of level 2 prods	239
Nb of prods with errors	0

2. Summary of processed GOM_NL__2P products.

Nr	Filename	UTC Start time	Limb	Duration	Star Id	Star Name	Star Mag	Star Temp	Nb Meas	Orbit	Prod. error
1	GOM_NL__2PRFIN20061102_000510_000000282052_00331_24433_3128.N1	02-NOV-2006 00:05:10	Bright	27.500	68	18Alp Cas	2.2250	4500.0	55	24433	No
2	GOM_NL__2PRFIN20061102_000620_000000282052_00331_24433_3129.N1	02-NOV-2006 00:06:20	Bright	27.500	76	27Gam Cas	2.3000	30000.	55	24433	No
3	GOM_NL__2PRFIN20061102_001426_000000292052_00331_24433_3130.N1	02-NOV-2006 00:14:26	Bright	29.000	49	1Alp UMi	1.9900	6300.0	58	24433	No
4	GOM_NL__2PRFIN20061102_001818_000000292052_00331_24433_3131.N1	02-NOV-2006 00:18:18	Bright	29.000	60	7Bet UMi	2.0810	3950.0	58	24433	No
5	GOM_NL__2PRFIN20061102_002410_000000302052_00331_24433_3132.N1	02-NOV-2006 00:24:10	Bright	29.500	32	77Eps UMa	1.7630	11000.	59	24433	No
6	GOM_NL__2PRFIN20061102_002529_000000312052_00331_24433_3133.N1	02-NOV-2006 00:25:29	Bright	30.500	39	85Eta UMa	1.8540	24000.	61	24433	No
7	GOM_NL__2PRFIN20061102_003631_000000292052_00331_24433_3134.N1	02-NOV-2006 00:36:31	Bright	29.000	62	94Bet Leo	2.1360	9700.0	58	24433	No
8	GOM_NL__2PRFIN20061102_005511_000000352052_00331_24433_3135.N1	02-NOV-2006 00:55:11	Dark	34.500	113	Mu Vel	2.6920	5000.0	69	24433	No
9	GOM_NL__2PRFIN20061102_005846_000000302052_00332_24434_3186.N1	02-NOV-2006 00:58:46	Dark	30.000	124	The Car	2.7640	30000.	60	24434	No
10	GOM_NL__2PRFIN20061102_011220_000000312052_00332_24434_3187.N1	02-NOV-2006 01:12:20	Dark	31.000	143	Alp Hyi	2.8570	7200.0	62	24434	No
11	GOM_NL__2PRFIN20061102_011343_000000392052_00332_24434_3188.N1	02-NOV-2006 01:13:43	Dark	38.500	9	Alp Eri	0.45300	24000.	77	24434	No
12	GOM_NL__2PRFIN20061102_012504_000000362052_00332_24434_3189.N1	02-NOV-2006 01:25:04	Straylight	36.000	52	16Bet Cet	2.0370	4500.0	72	24434	No
13	GOM_NL__2PRFIN20061102_013436_000000302052_00332_24434_3190.N1	02-NOV-2006 01:34:36	Bright	29.500	140	88Gam Peg	2.8340	26000.	59	24434	No
14	GOM_NL__2PRFIN20061102_013827_000000312052_00332_24434_3191.N1	02-NOV-2006 01:38:27	Bright	30.500	58	21Alp And	2.0730	11000.	61	24434	No
15	GOM_NL__2PRFIN20061102_013952_000000312052_00332_24434_3192.N1	02-NOV-2006 01:39:52	Bright	31.000	53	43Bet And	2.0480	3300.0	62	24434	No
16	GOM_NL__2PRFIN20061102_014546_000000312052_00332_24434_3193.N1	02-NOV-2006 01:45:46	Bright	31.000	68	18Alp Cas	2.2250	4500.0	62	24434	No
17	GOM_NL__2PRFIN20061102_014656_000000302052_00332_24434_3194.N1	02-NOV-2006 01:46:56	Bright	30.000	76	27Gam Cas	2.3000	30000.	60	24434	No
18	GOM_NL__2PRFIN20061102_015501_000000272052_00332_24434_3195.N1	02-NOV-2006 01:55:01	Bright	27.000	49	1Alp UMi	1.9900	6300.0	54	24434	No
19	GOM_NL__2PRFIN20061102_015854_000000302052_00332_24434_3196.N1	02-NOV-2006 01:58:54	Bright	29.500	60	7Bet UMi	2.0810	3950.0	59	24434	No
20	GOM_NL__2PRFIN20061102_020446_000000312052_00332_24434_3197.N1	02-NOV-2006 02:04:46	Bright	30.500	32	77Eps UMa	1.7630	11000.	61	24434	No
21	GOM_NL__2PRFIN20061102_020605_000000302052_00332_24434_3198.N1	02-NOV-2006 02:06:05	Bright	30.000	39	85Eta UMa	1.8540	24000.	60	24434	No
22	GOM_NL__2PRFIN20061102_020940_000000282052_00332_24434_3199.N1	02-NOV-2006 02:09:40	Bright	27.500	152	12Alp2CVn	2.8900	11000.	55	24434	No
23	GOM_NL__2PRFIN20061102_021707_000000302052_00332_24434_3200.N1	02-NOV-2006 02:17:07	Bright	29.500	62	94Bet Leo	2.1360	9700.0	59	24434	No
24	GOM_NL__2PRFIN20061102_023547_000000332052_00332_24434_3201.N1	02-NOV-2006 02:35:47	Dark	32.500	113	Mu Vel	2.6920	5000.0	65	24434	No
25	GOM_NL__2PRFIN20061102_023922_000000312052_00333_24435_3121.N1	02-NOV-2006 02:39:22	Dark	31.000	124	The Car	2.7640	30000.	62	24435	No
26	GOM_NL__2PRFIN20061102_025256_000000312052_00333_24435_3122.N1	02-NOV-2006 02:52:56	Dark	31.000	143	Alp Hyi	2.8570	7200.0	62	24435	No
27	GOM_NL__2PRFIN20061102_025419_000000382052_00333_24435_3123.N1	02-NOV-2006 02:54:19	Dark	37.500	9	Alp Eri	0.45300	24000.	75	24435	No
28	GOM_NL__2PRFIN20061102_030540_000000362052_00333_24435_3124.N1	02-NOV-2006 03:05:40	Straylight	36.000	52	16Bet Cet	2.0370	4500.0	72	24435	No
29	GOM_NL__2PRFIN20061102_031512_000000302052_00333_24435_3125.N1	02-NOV-2006 03:15:12	Bright	29.500	140	88Gam Peg	2.8340	26000.	59	24435	No
30	GOM_NL__2PRFIN20061102_031903_000000312052_00333_24435_3126.N1	02-NOV-2006 03:19:03	Bright	30.500	58	21Alp And	2.0730	11000.	61	24435	No
31	GOM_NL__2PRFIN20061102_032028_000000332052_00333_24435_3127.N1	02-NOV-2006 03:20:28	Bright	33.000	53	43Bet And	2.0480	3300.0	66	24435	No
32	GOM_NL__2PRFIN20061102_032622_000000302052_00333_24435_3128.N1	02-NOV-2006 03:26:22	Bright	30.000	68	18Alp Cas	2.2250	4500.0	60	24435	No
33	GOM_NL__2PRFIN20061102_032732_000000302052_00333_24435_3129.N1	02-NOV-2006 03:27:32	Bright	29.500	76	27Gam Cas	2.3000	30000.	59	24435	No
34	GOM_NL__2PRFIN20061102_033537_000000292052_00333_24435_3130.N1	02-NOV-2006 03:35:37	Bright	28.500	49	1Alp UMi	1.9900	6300.0	57	24435	No
35	GOM_NL__2PRFIN20061102_033929_000000312052_00333_24435_3131.N1	02-NOV-2006 03:39:29	Bright	31.000	60	7Bet UMi	2.0810	3950.0	62	24435	No
36	GOM_NL__2PRFIN20061102_034522_000000302052_00333_24435_3132.N1	02-NOV-2006 03:45:22	Bright	30.000	32	77Eps UMa	1.7630	11000.	60	24435	No
37	GOM_NL__2PRFIN20061102_034641_000000292052_00333_24435_3133.N1	02-NOV-2006 03:46:41	Bright	29.000	39	85Eta UMa	1.8540	24000.	58	24435	No
38	GOM_NL__2PRFIN20061102_035016_000000292052_00333_24435_3134.N1	02-NOV-2006 03:50:16	Bright	28.500	152	12Alp2CVn	2.8900	11000.	57	24435	No
39	GOM_NL__2PRFIN20061102_035743_000000302052_00333_24435_3135.N1	02-NOV-2006 03:57:43	Bright	29.500	62	94Bet Leo	2.1360	9700.0	59	24435	No
40	GOM_NL__2PRFIN20061102_041624_000000362052_00333_24435_3136.N1	02-NOV-2006 04:16:24	Dark	35.500	113	Mu Vel	2.6920	5000.0	71	24435	No
41	GOM_NL__2PRFIN20061102_041958_000000322052_00334_24436_3122.N1	02-NOV-2006 04:19:58	Dark	31.500	124	The Car	2.7640	30000.	63	24436	No
42	GOM_NL__2PRFIN20061102_043332_000000322052_00334_24436_3123.N1	02-NOV-2006 04:33:32	Dark	31.500	143	Alp Hyi	2.8570	7200.0	63	24436	No

43	GOM_NL__2PRFIN20061102_043455_000000352052_00334_24436_3124.N1	02-NOV-2006 04:34:55	Dark	35.000	9	Alp Eri	0.45300	24000.	70	24436	No
44	GOM_NL__2PRFIN20061102_043816_000000272052_00334_24436_3125.N1	02-NOV-2006 04:38:16	Straylight	26.500	157	The1Eri	2.9060	9300.0	53	24436	No
45	GOM_NL__2PRFIN20061102_044616_000000342052_00334_24436_3126.N1	02-NOV-2006 04:46:16	Straylight	34.000	52	16Bet Cet	2.0370	4500.0	68	24436	No
46	GOM_NL__2PRFIN20061102_045548_000000322052_00334_24436_3127.N1	02-NOV-2006 04:55:48	Bright	31.500	140	88Gam Peg	2.8340	26000.	63	24436	No
47	GOM_NL__2PRFIN20061102_045939_000000312052_00334_24436_3128.N1	02-NOV-2006 04:59:39	Bright	31.000	58	21Alp And	2.0730	11000.	62	24436	No
48	GOM_NL__2PRFIN20061102_050104_000000332052_00334_24436_3129.N1	02-NOV-2006 05:01:04	Bright	32.500	53	43Bet And	2.0480	3300.0	65	24436	No
49	GOM_NL__2PRFIN20061102_050657_000000312052_00334_24436_3130.N1	02-NOV-2006 05:06:57	Bright	31.000	68	18Alp Cas	2.2250	4500.0	62	24436	No
50	GOM_NL__2PRFIN20061102_050808_000000292052_00334_24436_3131.N1	02-NOV-2006 05:08:08	Bright	29.000	76	27Gam Cas	2.3000	30000.	58	24436	No
51	GOM_NL__2PRFIN20061102_051613_000000302052_00334_24436_3132.N1	02-NOV-2006 05:16:13	Bright	29.500	49	1Alp UMi	1.9900	6300.0	59	24436	No
52	GOM_NL__2PRFIN20061102_052006_000000312052_00334_24436_3133.N1	02-NOV-2006 05:20:06	Bright	30.500	60	7Bet UMi	2.0810	3950.0	61	24436	No
53	GOM_NL__2PRFIN20061102_052558_000000292052_00334_24436_3134.N1	02-NOV-2006 05:25:58	Bright	28.500	32	77Eps UMa	1.7630	11000.	57	24436	No
54	GOM_NL__2PRFIN20061102_052717_000000282052_00334_24436_3135.N1	02-NOV-2006 05:27:17	Bright	28.000	39	85Eta UMa	1.8540	24000.	56	24436	No
55	GOM_NL__2PRFIN20061102_053053_000000292052_00334_24436_3136.N1	02-NOV-2006 05:30:53	Bright	29.000	152	12Alp2CVn	2.8900	11000.	58	24436	No
56	GOM_NL__2PRFIN20061102_053819_000000292052_00334_24436_3137.N1	02-NOV-2006 05:38:19	Bright	29.000	62	94Bet Leo	2.1360	9700.0	58	24436	No
57	GOM_NL__2PRFIN20061102_055700_000000332052_00334_24436_3138.N1	02-NOV-2006 05:57:00	Dark	33.000	113	Mu Vel	2.6920	5000.0	66	24436	No
58	GOM_NL__2PRFIN20061102_060035_000000322052_00335_24437_3122.N1	02-NOV-2006 06:00:35	Dark	31.500	124	The Car	2.7640	30000.	63	24437	No
59	GOM_NL__2PRFIN20061102_061408_000000322052_00335_24437_3123.N1	02-NOV-2006 06:14:08	Dark	32.000	143	Alp Hyi	2.8570	7200.0	64	24437	No
60	GOM_NL__2PRFIN20061102_061531_000000362052_00335_24437_3124.N1	02-NOV-2006 06:15:31	Dark	36.000	9	Alp Eri	0.45300	24000.	72	24437	No
61	GOM_NL__2PRFIN20061102_061852_000000272052_00335_24437_3125.N1	02-NOV-2006 06:18:52	Straylight	27.000	157	The1Eri	2.9060	9300.0	54	24437	No
62	GOM_NL__2PRFIN20061102_062652_000000372052_00335_24437_3126.N1	02-NOV-2006 06:26:52	Straylight	37.000	52	16Bet Cet	2.0370	4500.0	74	24437	No
63	GOM_NL__2PRFIN20061102_063624_000000302052_00335_24437_3127.N1	02-NOV-2006 06:36:24	Bright	29.500	140	88Gam Peg	2.8340	26000.	59	24437	No
64	GOM_NL__2PRFIN20061102_064015_000000322052_00335_24437_3128.N1	02-NOV-2006 06:40:15	Bright	32.000	58	21Alp And	2.0730	11000.	64	24437	No
65	GOM_NL__2PRFIN20061102_064140_000000302052_00335_24437_3129.N1	02-NOV-2006 06:41:40	Bright	30.000	53	43Bet And	2.0480	3300.0	60	24437	No
66	GOM_NL__2PRFIN20061102_064734_000000282052_00335_24437_3130.N1	02-NOV-2006 06:47:34	Bright	28.000	68	18Alp Cas	2.2250	4500.0	56	24437	No
67	GOM_NL__2PRFIN20061102_064844_000000302052_00335_24437_3131.N1	02-NOV-2006 06:48:44	Bright	29.500	76	27Gam Cas	2.3000	30000.	59	24437	No
68	GOM_NL__2PRFIN20061102_065649_000000292052_00335_24437_3132.N1	02-NOV-2006 06:56:49	Bright	29.000	49	1Alp UMi	1.9900	6300.0	58	24437	No
69	GOM_NL__2PRFIN20061102_070042_000000322052_00335_24437_3133.N1	02-NOV-2006 07:00:42	Bright	31.500	60	7Bet UMi	2.0810	3950.0	63	24437	No
70	GOM_NL__2PRFIN20061102_070634_000000272052_00335_24437_3134.N1	02-NOV-2006 07:06:34	Bright	27.000	32	77Eps UMa	1.7630	11000.	54	24437	No
71	GOM_NL__2PRFIN20061102_070753_000000282052_00335_24437_3135.N1	02-NOV-2006 07:07:53	Bright	28.000	39	85Eta UMa	1.8540	24000.	56	24437	No
72	GOM_NL__2PRFIN20061102_071128_000000282052_00335_24437_3136.N1	02-NOV-2006 07:11:28	Bright	28.000	152	12Alp2CVn	2.8900	11000.	56	24437	No
73	GOM_NL__2PRFIN20061102_071855_000000292052_00335_24437_3137.N1	02-NOV-2006 07:18:55	Bright	29.000	62	94Bet Leo	2.1360	9700.0	58	24437	No
74	GOM_NL__2PRFIN20061102_073736_000000352052_00335_24437_3138.N1	02-NOV-2006 07:37:36	Dark	34.500	113	Mu Vel	2.6920	5000.0	69	24437	No
75	GOM_NL__2PRFIN20061102_074111_000000332052_00336_24438_3122.N1	02-NOV-2006 07:41:11	Dark	32.500	124	The Car	2.7640	30000.	65	24438	No
76	GOM_NL__2PRFIN20061102_075445_000000322052_00336_24438_3123.N1	02-NOV-2006 07:54:45	Dark	32.000	143	Alp Hyi	2.8570	7200.0	64	24438	No
77	GOM_NL__2PRFIN20061102_075608_000000382052_00336_24438_3124.N1	02-NOV-2006 07:56:08	Dark	37.500	9	Alp Eri	0.45300	24000.	75	24438	No
78	GOM_NL__2PRFIN20061102_075928_000000342052_00336_24438_3125.N1	02-NOV-2006 07:59:28	Straylight	34.000	157	The1Eri	2.9060	9300.0	68	24438	No
79	GOM_NL__2PRFIN20061102_080729_000000342052_00336_24438_3126.N1	02-NOV-2006 08:07:29	Straylight	33.500	52	16Bet Cet	2.0370	4500.0	67	24438	No
80	GOM_NL__2PRFIN20061102_081700_000000302052_00336_24438_3127.N1	02-NOV-2006 08:17:00	Bright	30.000	140	88Gam Peg	2.8340	26000.	60	24438	No
81	GOM_NL__2PRFIN20061102_082052_000000302052_00336_24438_3128.N1	02-NOV-2006 08:20:52	Bright	30.000	58	21Alp And	2.0730	11000.	60	24438	No
82	GOM_NL__2PRFIN20061102_082216_000000312052_00336_24438_3129.N1	02-NOV-2006 08:22:16	Bright	31.000	53	43Bet And	2.0480	3300.0	62	24438	No
83	GOM_NL__2PRFIN20061102_082809_000000302052_00336_24438_3130.N1	02-NOV-2006 08:28:09	Bright	30.000	68	18Alp Cas	2.2250	4500.0	60	24438	No
84	GOM_NL__2PRFIN20061102_082920_000000302052_00336_24438_3131.N1	02-NOV-2006 08:29:20	Bright	30.000	76	27Gam Cas	2.3000	30000.	60	24438	No
85	GOM_NL__2PRFIN20061102_083726_000000272052_00336_24438_3132.N1	02-NOV-2006 08:37:26	Bright	27.000	49	1Alp UMi	1.9900	6300.0	54	24438	No
86	GOM_NL__2PRFIN20061102_084118_000000272052_00336_24438_3133.N1	02-NOV-2006 08:41:18	Bright	27.000	60	7Bet UMi	2.0810	3950.0	54	24438	No
87	GOM_NL__2PRFIN20061102_084710_000000302052_00336_24438_3134.N1	02-NOV-2006 08:47:10	Bright	30.000	32	77Eps UMa	1.7630	11000.	60	24438	No
88	GOM_NL__2PRFIN20061102_084829_000000292052_00336_24438_3135.N1	02-NOV-2006 08:48:29	Bright	29.000	39	85Eta UMa	1.8540	24000.	58	24438	No
89	GOM_NL__2PRFIN20061102_085932_000000292052_00336_24438_3136.N1	02-NOV-2006 08:59:32	Bright	29.000	62	94Bet Leo	2.1360	9700.0	58	24438	No
90	GOM_NL__2PRFIN20061102_091813_000000362052_00336_24438_3137.N1	02-NOV-2006 09:18:13	Dark	36.000	113	Mu Vel	2.6920	5000.0	72	24438	No
91	GOM_NL__2PRFIN20061102_092147_000000312052_00337_24439_3142.N1	02-NOV-2006 09:21:47	Dark	30.500	124	The Car	2.7640	30000.	61	24439	No
92	GOM_NL__2PRFIN20061102_093521_000000322052_00337_24439_3143.N1	02-NOV-2006 09:35:21	Dark	32.000	143	Alp Hyi	2.8570	7200.0	64	24439	No
93	GOM_NL__2PRFIN20061102_093644_000000342052_00337_24439_3144.N1	02-NOV-2006 09:36:44	Dark	33.500	9	Alp Eri	0.45300	24000.	67	24439	No
94	GOM_NL__2PRFIN20061102_094005_000000342052_00337_24439_3145.N1	02-NOV-2006 09:40:05	Straylight	34.000	157	The1Eri	2.9060	9300.0	68	24439	No
95	GOM_NL__2PRFIN20061102_094805_000000382052_00337_24439_3146.N1	02-NOV-2006 09:48:05	Straylight	37.500	52	16Bet Cet	2.0370	4500.0	75	24439	No
96	GOM_NL__2PRFIN20061102_095737_000000302052_00337_24439_3147.N1	02-NOV-2006 09:57:37	Bright	30.000	140	88Gam Peg	2.8340	26000.	60	24439	No
97	GOM_NL__2PRFIN20061102_100127_000000322052_00337_24439_3148.N1	02-NOV-2006 10:01:27	Bright	31.500	58	21Alp And	2.0730	11000.	63	24439	No
98	GOM_NL__2PRFIN20061102_100251_000000322052_00337_24439_3149.N1	02-NOV-2006 10:02:51	Bright	31.500	53	43Bet And	2.0480	3300.0	63	24439	No
99	GOM_NL__2PRFIN20061102_100845_000000292052_00337_24439_3150.N1	02-NOV-2006 10:08:45	Bright	29.000	68	18Alp Cas	2.2250	4500.0	58	24439	No
100	GOM_NL__2PRFIN20061102_100956_000000302052_00337_24439_3151.N1	02-NOV-2006 10:09:56	Bright	29.500	76	27Gam Cas	2.3000	30000.	59	24439	No
101	GOM_NL__2PRFIN20061102_101801_000000312052_00337_24439_3152.N1	02-NOV-2006 10:18:01	Bright	31.000	49	1Alp UMi	1.9900	6300.0	62	24439	No

102	GOM_NL__2PRFIN20061102_102154_000000312052_00337_24439_3153.N1	02-NOV-2006 10:21:54	Bright	31.000	60	7Bet UMi	2.0810	3950.0	62	24439	No
103	GOM_NL__2PRFIN20061102_102747_000000302052_00337_24439_3154.N1	02-NOV-2006 10:27:47	Bright	30.000	32	77Eps UMa	1.7630	11000.	60	24439	No
104	GOM_NL__2PRFIN20061102_102905_000000292052_00337_24439_3155.N1	02-NOV-2006 10:29:05	Bright	28.500	39	85Eta UMa	1.8540	24000.	57	24439	No
105	GOM_NL__2PRFIN20061102_103241_000000282052_00337_24439_3156.N1	02-NOV-2006 10:32:41	Bright	28.000	152	12Alp2CVn	2.8900	11000.	56	24439	No
106	GOM_NL__2PRFIN20061102_104008_000000302052_00337_24439_3157.N1	02-NOV-2006 10:40:08	Bright	30.000	62	94Bet Leo	2.1360	9700.0	60	24439	No
107	GOM_NL__2PRFIN20061102_105849_000000332052_00337_24439_3158.N1	02-NOV-2006 10:58:49	Dark	33.000	113	Mu Vel	2.6920	5000.0	66	24439	No
108	GOM_NL__2PRFIN20061102_110223_000000312052_00338_24440_3255.N1	02-NOV-2006 11:02:23	Dark	31.000	124	The Car	2.7640	30000.	62	24440	No
109	GOM_NL__2PRFIN20061102_111557_000000332052_00338_24440_3256.N1	02-NOV-2006 11:15:57	Dark	32.500	143	Alp Hyi	2.8570	7200.0	65	24440	No
110	GOM_NL__2PRFIN20061102_111720_000000372052_00338_24440_3257.N1	02-NOV-2006 11:17:20	Dark	37.000	9	Alp Eri	0.45300	24000.	74	24440	No
111	GOM_NL__2PRFIN20061102_112041_000000372052_00338_24440_3258.N1	02-NOV-2006 11:20:41	Straylight	36.500	157	The1Eri	2.9060	9300.0	73	24440	No
112	GOM_NL__2PRFIN20061102_112841_000000392052_00338_24440_3259.N1	02-NOV-2006 11:28:41	Straylight	38.500	52	16Bet Cet	2.0370	4500.0	77	24440	No
113	GOM_NL__2PRFIN20061102_113812_000000302052_00338_24440_3260.N1	02-NOV-2006 11:38:12	Bright	29.500	140	88Gam Peg	2.8340	26000.	59	24440	No
114	GOM_NL__2PRFIN20061102_114204_000000302052_00338_24440_3261.N1	02-NOV-2006 11:42:04	Bright	30.000	58	21Alp And	2.0730	11000.	60	24440	No
115	GOM_NL__2PRFIN20061102_114327_000000302052_00338_24440_3262.N1	02-NOV-2006 11:43:27	Bright	29.500	53	43Bet And	2.0480	3300.0	59	24440	No
116	GOM_NL__2PRFIN20061102_114921_000000302052_00338_24440_3263.N1	02-NOV-2006 11:49:21	Bright	30.000	68	18Alp Cas	2.2250	4500.0	60	24440	No
117	GOM_NL__2PRFIN20061102_115031_000000302052_00338_24440_3264.N1	02-NOV-2006 11:50:31	Bright	30.000	76	27Gam Cas	2.3000	30000.	60	24440	No
118	GOM_NL__2PRFIN20061102_115837_000000312052_00338_24440_3265.N1	02-NOV-2006 11:58:37	Bright	30.500	49	1Alp UMi	1.9900	6300.0	61	24440	No
119	GOM_NL__2PRFIN20061102_120230_000000322052_00338_24440_3266.N1	02-NOV-2006 12:02:30	Bright	32.000	60	7Bet UMi	2.0810	3950.0	64	24440	No
120	GOM_NL__2PRFIN20061102_120822_000000282052_00338_24440_3267.N1	02-NOV-2006 12:08:22	Bright	27.500	32	77Eps UMa	1.7630	11000.	55	24440	No
121	GOM_NL__2PRFIN20061102_120942_000000282052_00338_24440_3268.N1	02-NOV-2006 12:09:42	Bright	27.500	39	85Eta UMa	1.8540	24000.	55	24440	No
122	GOM_NL__2PRFIN20061102_121317_000000292052_00338_24440_3269.N1	02-NOV-2006 12:13:17	Bright	28.500	152	12Alp2CVn	2.8900	11000.	57	24440	No
123	GOM_NL__2PRFIN20061102_122044_000000302052_00338_24440_3270.N1	02-NOV-2006 12:20:44	Bright	30.000	62	94Bet Leo	2.1360	9700.0	60	24440	No
124	GOM_NL__2PRFIN20061102_123819_000000332052_00338_24440_3271.N1	02-NOV-2006 12:38:19	Dark	32.500	99	Del Cen	2.5750	26000.	65	24440	No
125	GOM_NL__2PRFIN20061102_124300_000000302052_00339_24441_3256.N1	02-NOV-2006 12:43:00	Dark	30.000	124	The Car	2.7640	30000.	60	24441	No
126	GOM_NL__2PRFIN20061102_125633_000000322052_00339_24441_3257.N1	02-NOV-2006 12:56:33	Dark	32.000	143	Alp Hyi	2.8570	7200.0	64	24441	No
127	GOM_NL__2PRFIN20061102_125756_000000342052_00339_24441_3258.N1	02-NOV-2006 12:57:56	Dark	34.000	9	Alp Eri	0.45300	24000.	68	24441	No
128	GOM_NL__2PRFIN20061102_130117_000000342052_00339_24441_3259.N1	02-NOV-2006 13:01:17	Straylight	33.500	157	The1Eri	2.9060	9300.0	67	24441	No
129	GOM_NL__2PRFIN20061102_130917_000000362052_00339_24441_3260.N1	02-NOV-2006 13:09:17	Straylight	36.000	52	16Bet Cet	2.0370	4500.0	72	24441	No
130	GOM_NL__2PRFIN20061102_131849_000000302052_00339_24441_3261.N1	02-NOV-2006 13:18:49	Bright	30.000	140	88Gam Peg	2.8340	26000.	60	24441	No
131	GOM_NL__2PRFIN20061102_132240_000000322052_00339_24441_3262.N1	02-NOV-2006 13:22:40	Bright	31.500	58	21Alp And	2.0730	11000.	63	24441	No
132	GOM_NL__2PRFIN20061102_132403_000000312052_00339_24441_3263.N1	02-NOV-2006 13:24:03	Bright	31.000	53	43Bet And	2.0480	3300.0	62	24441	No
133	GOM_NL__2PRFIN20061102_132957_000000312052_00339_24441_3264.N1	02-NOV-2006 13:29:57	Bright	30.500	68	18Alp Cas	2.2250	4500.0	61	24441	No
134	GOM_NL__2PRFIN20061102_133107_000000302052_00339_24441_3265.N1	02-NOV-2006 13:31:07	Bright	30.000	76	27Gam Cas	2.3000	30000.	60	24441	No
135	GOM_NL__2PRFIN20061102_133913_000000272052_00339_24441_3266.N1	02-NOV-2006 13:39:13	Bright	27.000	49	1Alp UMi	1.9900	6300.0	54	24441	No
136	GOM_NL__2PRFIN20061102_134306_000000272052_00339_24441_3267.N1	02-NOV-2006 13:43:06	Bright	27.000	60	7Bet UMi	2.0810	3950.0	54	24441	No
137	GOM_NL__2PRFIN20061102_134858_000000292052_00339_24441_3268.N1	02-NOV-2006 13:48:58	Bright	28.500	32	77Eps UMa	1.7630	11000.	57	24441	No
138	GOM_NL__2PRFIN20061102_135018_000000302052_00339_24441_3269.N1	02-NOV-2006 13:50:18	Bright	29.500	39	85Eta UMa	1.8540	24000.	59	24441	No
139	GOM_NL__2PRFIN20061102_135353_000000292052_00339_24441_3270.N1	02-NOV-2006 13:53:53	Bright	28.500	152	12Alp2CVn	2.8900	11000.	57	24441	No
140	GOM_NL__2PRFIN20061102_140120_000000312052_00339_24441_3271.N1	02-NOV-2006 14:01:20	Bright	30.500	62	94Bet Leo	2.1360	9700.0	61	24441	No
141	GOM_NL__2PRFIN20061102_141855_000000312052_00339_24441_3272.N1	02-NOV-2006 14:18:55	Dark	31.000	99	Del Cen	2.5750	26000.	62	24441	No
142	GOM_NL__2PRFIN20061102_142336_000000312052_00340_24442_3140.N1	02-NOV-2006 14:23:36	Dark	31.000	124	The Car	2.7640	30000.	62	24442	No
143	GOM_NL__2PRFIN20061102_143709_000000322052_00340_24442_3141.N1	02-NOV-2006 14:37:09	Dark	32.000	143	Alp Hyi	2.8570	7200.0	64	24442	No
144	GOM_NL__2PRFIN20061102_143832_000000432052_00340_24442_3142.N1	02-NOV-2006 14:38:32	Dark	43.000	9	Alp Eri	0.45300	24000.	86	24442	No
145	GOM_NL__2PRFIN20061102_144153_000000352052_00340_24442_3143.N1	02-NOV-2006 14:41:53	Straylight	34.500	157	The1Eri	2.9060	9300.0	69	24442	No
146	GOM_NL__2PRFIN20061102_144953_000000392052_00340_24442_3144.N1	02-NOV-2006 14:49:53	Straylight	39.000	52	16Bet Cet	2.0370	4500.0	78	24442	No
147	GOM_NL__2PRFIN20061102_145925_000000312052_00340_24442_3145.N1	02-NOV-2006 14:59:25	Bright	30.500	140	88Gam Peg	2.8340	26000.	61	24442	No
148	GOM_NL__2PRFIN20061102_150316_000000332052_00340_24442_3146.N1	02-NOV-2006 15:03:16	Bright	32.500	58	21Alp And	2.0730	11000.	65	24442	No
149	GOM_NL__2PRFIN20061102_150439_000000312052_00340_24442_3147.N1	02-NOV-2006 15:04:39	Bright	30.500	53	43Bet And	2.0480	3300.0	61	24442	No
150	GOM_NL__2PRFIN20061102_151033_000000302052_00340_24442_3148.N1	02-NOV-2006 15:10:33	Bright	30.000	68	18Alp Cas	2.2250	4500.0	60	24442	No
151	GOM_NL__2PRFIN20061102_151143_000000292052_00340_24442_3149.N1	02-NOV-2006 15:11:43	Bright	28.500	76	27Gam Cas	2.3000	30000.	57	24442	No
152	GOM_NL__2PRFIN20061102_151949_000000282052_00340_24442_3150.N1	02-NOV-2006 15:19:49	Bright	28.000	49	1Alp UMi	1.9900	6300.0	56	24442	No
153	GOM_NL__2PRFIN20061102_152342_000000312052_00340_24442_3151.N1	02-NOV-2006 15:23:42	Bright	30.500	60	7Bet UMi	2.0810	3950.0	61	24442	No
154	GOM_NL__2PRFIN20061102_152934_000000312052_00340_24442_3152.N1	02-NOV-2006 15:29:34	Bright	30.500	32	77Eps UMa	1.7630	11000.	61	24442	No
155	GOM_NL__2PRFIN20061102_153054_000000352052_00340_24442_3153.N1	02-NOV-2006 15:30:54	Bright	34.500	39	85Eta UMa	1.8540	24000.	69	24442	No
156	GOM_NL__2PRFIN20061102_154156_000000312052_00340_24442_3154.N1	02-NOV-2006 15:41:56	Bright	30.500	62	94Bet Leo	2.1360	9700.0	61	24442	No
157	GOM_NL__2PRFIN20061102_155931_000000312052_00340_24442_3155.N1	02-NOV-2006 15:59:31	Dark	30.500	99	Del Cen	2.5750	26000.	61	24442	No
158	GOM_NL__2PRFIN20061102_160412_000000322052_00341_24443_3140.N1	02-NOV-2006 16:04:12	Dark	31.500	124	The Car	2.7640	30000.	63	24443	No
159	GOM_NL__2PRFIN20061102_161745_000000312052_00341_24443_3141.N1	02-NOV-2006 16:17:45	Dark	31.000	143	Alp Hyi	2.8570	7200.0	62	24443	No
160	GOM_NL__2PRFIN20061102_161908_000000432052_00341_24443_3142.N1	02-NOV-2006 16:19:08	Dark	42.500	9	Alp Eri	0.45300	24000.	85	24443	No

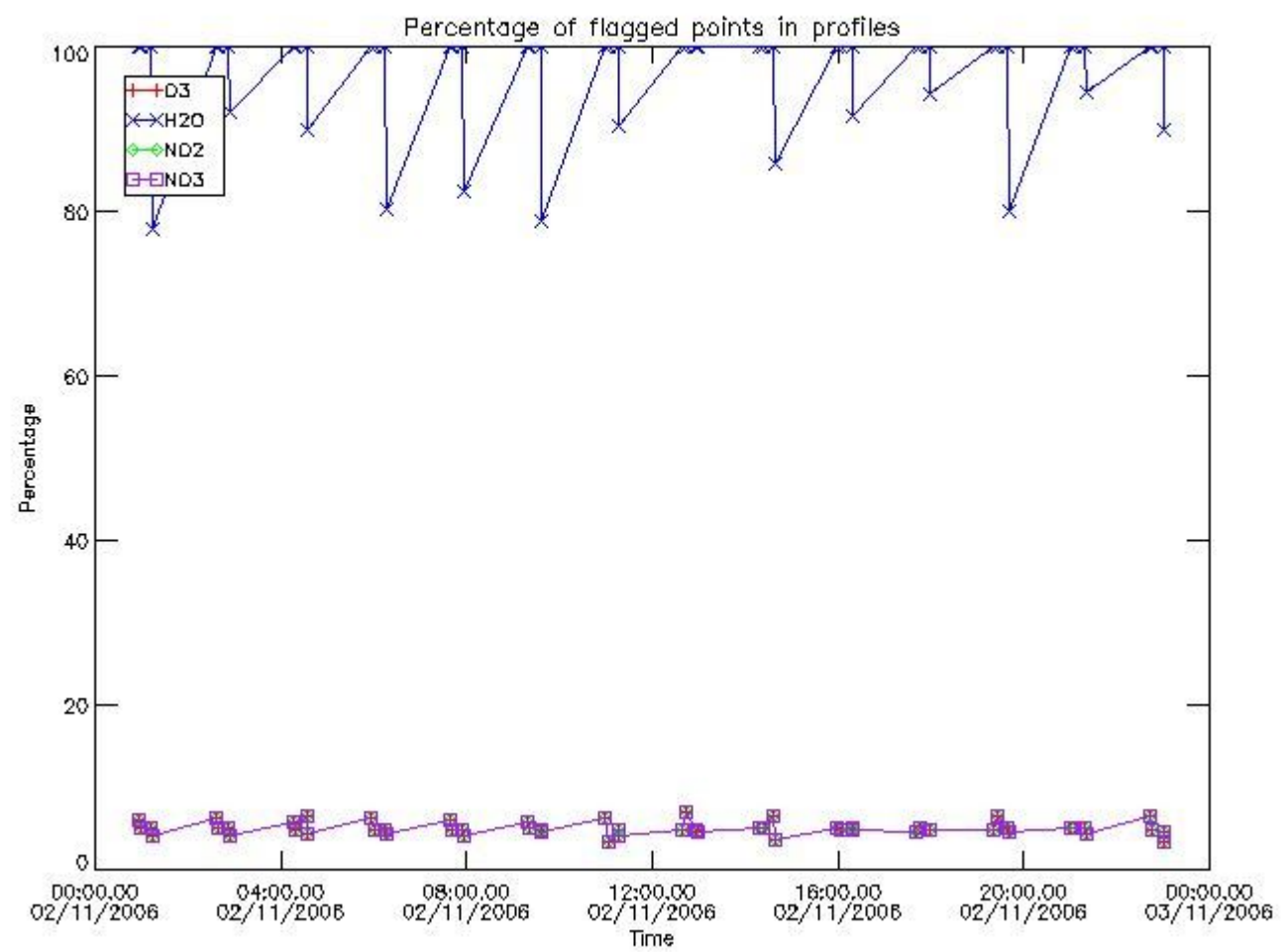
161	GOM_NL__2PRFIN20061102_162230_000000342052_00341_24443_3143.N1	02-NOV-2006 16:22:30	Straylight	33.500	157	The1Eri	2.9060	9300.0	67	24443	No
162	GOM_NL__2PRFIN20061102_163029_000000382052_00341_24443_3144.N1	02-NOV-2006 16:30:29	Straylight	37.500	52	16Bet Cet	2.0370	4500.0	75	24443	No
163	GOM_NL__2PRFIN20061102_164001_000000312052_00341_24443_3145.N1	02-NOV-2006 16:40:01	Bright	30.500	140	88Gam Peg	2.8340	26000.	61	24443	No
164	GOM_NL__2PRFIN20061102_164352_000000322052_00341_24443_3146.N1	02-NOV-2006 16:43:52	Bright	31.500	58	21Alp And	2.0730	11000.	63	24443	No
165	GOM_NL__2PRFIN20061102_164515_000000322052_00341_24443_3147.N1	02-NOV-2006 16:45:15	Bright	31.500	53	43Bet And	2.0480	3300.0	63	24443	No
166	GOM_NL__2PRFIN20061102_165109_000000312052_00341_24443_3148.N1	02-NOV-2006 16:51:09	Bright	31.000	68	18Alp Cas	2.2250	4500.0	62	24443	No
167	GOM_NL__2PRFIN20061102_165219_000000302052_00341_24443_3149.N1	02-NOV-2006 16:52:19	Bright	30.000	76	27Gam Cas	2.3000	30000.	60	24443	No
168	GOM_NL__2PRFIN20061102_170025_000000312052_00341_24443_3150.N1	02-NOV-2006 17:00:25	Bright	31.000	49	1Alp UMi	1.9900	6300.0	62	24443	No
169	GOM_NL__2PRFIN20061102_170419_000000302052_00341_24443_3151.N1	02-NOV-2006 17:04:19	Bright	30.000	60	7Bet UMi	2.0810	3950.0	60	24443	No
170	GOM_NL__2PRFIN20061102_171010_000000292052_00341_24443_3152.N1	02-NOV-2006 17:10:10	Bright	28.500	32	77Eps UMa	1.7630	11000.	57	24443	No
171	GOM_NL__2PRFIN20061102_171130_000000302052_00341_24443_3153.N1	02-NOV-2006 17:11:30	Bright	29.500	39	85Eta UMa	1.8540	24000.	59	24443	No
172	GOM_NL__2PRFIN20061102_171505_000000292052_00341_24443_3154.N1	02-NOV-2006 17:15:05	Bright	28.500	152	12Alp2CVn	2.8900	11000.	57	24443	No
173	GOM_NL__2PRFIN20061102_172233_000000302052_00341_24443_3155.N1	02-NOV-2006 17:22:33	Bright	30.000	62	94Bet Leo	2.1360	9700.0	60	24443	No
174	GOM_NL__2PRFIN20061102_174007_000000342052_00341_24443_3156.N1	02-NOV-2006 17:40:07	Dark	34.000	99	Del Cen	2.5750	26000.	68	24443	No
175	GOM_NL__2PRFIN20061102_174448_000000312052_00342_24444_3140.N1	02-NOV-2006 17:44:48	Dark	31.000	124	The Car	2.7640	30000.	62	24444	No
176	GOM_NL__2PRFIN20061102_175821_000000332052_00342_24444_3141.N1	02-NOV-2006 17:58:21	Dark	33.000	143	Alp Hyi	2.8570	7200.0	66	24444	No
177	GOM_NL__2PRFIN20061102_175944_000000442052_00342_24444_3142.N1	02-NOV-2006 17:59:44	Dark	43.500	9	Alp Eri	0.45300	24000.	87	24444	No
178	GOM_NL__2PRFIN20061102_180306_000000362052_00342_24444_3143.N1	02-NOV-2006 18:03:06	Straylight	35.500	157	The1Eri	2.9060	9300.0	71	24444	No
179	GOM_NL__2PRFIN20061102_181105_000000372052_00342_24444_3144.N1	02-NOV-2006 18:11:05	Straylight	37.000	52	16Bet Cet	2.0370	4500.0	74	24444	No
180	GOM_NL__2PRFIN20061102_182037_000000302052_00342_24444_3145.N1	02-NOV-2006 18:20:37	Bright	29.500	140	88Gam Peg	2.8340	26000.	59	24444	No
181	GOM_NL__2PRFIN20061102_182428_000000322052_00342_24444_3146.N1	02-NOV-2006 18:24:28	Bright	31.500	58	21Alp And	2.0730	11000.	63	24444	No
182	GOM_NL__2PRFIN20061102_182551_000000322052_00342_24444_3147.N1	02-NOV-2006 18:25:51	Bright	32.000	53	43Bet And	2.0480	3300.0	64	24444	No
183	GOM_NL__2PRFIN20061102_183145_000000312052_00342_24444_3148.N1	02-NOV-2006 18:31:45	Bright	30.500	68	18Alp Cas	2.2250	4500.0	61	24444	No
184	GOM_NL__2PRFIN20061102_183255_000000312052_00342_24444_3149.N1	02-NOV-2006 18:32:55	Bright	30.500	76	27Gam Cas	2.3000	30000.	61	24444	No
185	GOM_NL__2PRFIN20061102_184101_000000302052_00342_24444_3150.N1	02-NOV-2006 18:41:01	Bright	29.500	49	1Alp UMi	1.9900	6300.0	59	24444	No
186	GOM_NL__2PRFIN20061102_184455_000000462052_00342_24444_3151.N1	02-NOV-2006 18:44:55	Bright	46.000	60	7Bet UMi	2.0810	3950.0	92	24444	No
187	GOM_NL__2PRFIN20061102_185046_000000302052_00342_24444_3152.N1	02-NOV-2006 18:50:46	Bright	29.500	32	77Eps UMa	1.7630	11000.	59	24444	No
188	GOM_NL__2PRFIN20061102_185206_000000462052_00342_24444_3153.N1	02-NOV-2006 18:52:06	Bright	46.000	39	85Eta UMa	1.8540	24000.	92	24444	No
189	GOM_NL__2PRFIN20061102_190309_000000292052_00342_24444_3154.N1	02-NOV-2006 19:03:09	Bright	29.000	62	94Bet Leo	2.1360	9700.0	58	24444	No
190	GOM_NL__2PRFIN20061102_192043_000000322052_00342_24444_3155.N1	02-NOV-2006 19:20:43	Dark	31.500	99	Del Cen	2.5750	26000.	63	24444	No
191	GOM_NL__2PRFIN20061102_192524_000000322052_00343_24445_3140.N1	02-NOV-2006 19:25:24	Dark	32.000	124	The Car	2.7640	30000.	64	24445	No
192	GOM_NL__2PRFIN20061102_193857_000000312052_00343_24445_3141.N1	02-NOV-2006 19:38:57	Dark	30.500	143	Alp Hyi	2.8570	7200.0	61	24445	No
193	GOM_NL__2PRFIN20061102_194020_000000462052_00343_24445_3142.N1	02-NOV-2006 19:40:20	Dark	45.500	9	Alp Eri	0.45300	24000.	91	24445	No
194	GOM_NL__2PRFIN20061102_194342_000000362052_00343_24445_3143.N1	02-NOV-2006 19:43:42	Straylight	35.500	157	The1Eri	2.9060	9300.0	71	24445	No
195	GOM_NL__2PRFIN20061102_195141_000000342052_00343_24445_3144.N1	02-NOV-2006 19:51:41	Straylight	34.000	52	16Bet Cet	2.0370	4500.0	68	24445	No
196	GOM_NL__2PRFIN20061102_200113_000000302052_00343_24445_3145.N1	02-NOV-2006 20:01:13	Bright	29.500	140	88Gam Peg	2.8340	26000.	59	24445	No
197	GOM_NL__2PRFIN20061102_200504_000000322052_00343_24445_3146.N1	02-NOV-2006 20:05:04	Bright	31.500	58	21Alp And	2.0730	11000.	63	24445	No
198	GOM_NL__2PRFIN20061102_200627_000000322052_00343_24445_3147.N1	02-NOV-2006 20:06:27	Bright	31.500	53	43Bet And	2.0480	3300.0	63	24445	No
199	GOM_NL__2PRFIN20061102_201221_000000312052_00343_24445_3148.N1	02-NOV-2006 20:12:21	Bright	31.000	68	18Alp Cas	2.2250	4500.0	62	24445	No
200	GOM_NL__2PRFIN20061102_201331_000000302052_00343_24445_3149.N1	02-NOV-2006 20:13:31	Bright	30.000	76	27Gam Cas	2.3000	30000.	60	24445	No
201	GOM_NL__2PRFIN20061102_202137_000000302052_00343_24445_3150.N1	02-NOV-2006 20:21:37	Bright	30.000	49	1Alp UMi	1.9900	6300.0	60	24445	No
202	GOM_NL__2PRFIN20061102_202531_000000272052_00343_24445_3151.N1	02-NOV-2006 20:25:31	Bright	26.500	60	7Bet UMi	2.0810	3950.0	53	24445	No
203	GOM_NL__2PRFIN20061102_203122_000000322052_00343_24445_3152.N1	02-NOV-2006 20:31:22	Bright	31.500	32	77Eps UMa	1.7630	11000.	63	24445	No
204	GOM_NL__2PRFIN20061102_203242_000000292052_00343_24445_3153.N1	02-NOV-2006 20:32:42	Bright	28.500	39	85Eta UMa	1.8540	24000.	57	24445	No
205	GOM_NL__2PRFIN20061102_203617_000000282052_00343_24445_3154.N1	02-NOV-2006 20:36:17	Bright	28.000	152	12Alp2CVn	2.8900	11000.	56	24445	No
206	GOM_NL__2PRFIN20061102_204345_000000302052_00343_24445_3155.N1	02-NOV-2006 20:43:45	Bright	29.500	62	94Bet Leo	2.1360	9700.0	59	24445	No
207	GOM_NL__2PRFIN20061102_210119_000000312052_00343_24445_3156.N1	02-NOV-2006 21:01:19	Dark	31.000	99	Del Cen	2.5750	26000.	62	24445	No
208	GOM_NL__2PRFIN20061102_210601_000000302052_00344_24446_3140.N1	02-NOV-2006 21:06:01	Dark	30.000	124	The Car	2.7640	30000.	60	24446	No
209	GOM_NL__2PRFIN20061102_211933_000000302052_00344_24446_3141.N1	02-NOV-2006 21:19:33	Dark	30.000	143	Alp Hyi	2.8570	7200.0	60	24446	No
210	GOM_NL__2PRFIN20061102_212056_000000372052_00344_24446_3142.N1	02-NOV-2006 21:20:56	Dark	36.500	9	Alp Eri	0.45300	24000.	73	24446	No
211	GOM_NL__2PRFIN20061102_212418_000000342052_00344_24446_3143.N1	02-NOV-2006 21:24:18	Straylight	34.000	157	The1Eri	2.9060	9300.0	68	24446	No
212	GOM_NL__2PRFIN20061102_213217_000000392052_00344_24446_3144.N1	02-NOV-2006 21:32:17	Straylight	38.500	52	16Bet Cet	2.0370	4500.0	77	24446	No
213	GOM_NL__2PRFIN20061102_214150_000000302052_00344_24446_3145.N1	02-NOV-2006 21:41:50	Bright	29.500	140	88Gam Peg	2.8340	26000.	59	24446	No
214	GOM_NL__2PRFIN20061102_214540_000000322052_00344_24446_3146.N1	02-NOV-2006 21:45:40	Bright	31.500	58	21Alp And	2.0730	11000.	63	24446	No
215	GOM_NL__2PRFIN20061102_214703_000000312052_00344_24446_3147.N1	02-NOV-2006 21:47:03	Bright	30.500	53	43Bet And	2.0480	3300.0	61	24446	No
216	GOM_NL__2PRFIN20061102_215257_000000312052_00344_24446_3148.N1	02-NOV-2006 21:52:57	Bright	30.500	68	18Alp Cas	2.2250	4500.0	61	24446	No
217	GOM_NL__2PRFIN20061102_215407_000000302052_00344_24446_3149.N1	02-NOV-2006 21:54:07	Bright	30.000	76	27Gam Cas	2.3000	30000.	60	24446	No
218	GOM_NL__2PRFIN20061102_220213_000000312052_00344_24446_3150.N1	02-NOV-2006 22:02:13	Bright	30.500	49	1Alp UMi	1.9900	6300.0	61	24446	No
219	GOM_NL__2PRFIN20061102_220607_000000262052_00344_24446_3151.N1	02-NOV-2006 22:06:07	Bright	26.000	60	7Bet UMi	2.0810	3950.0	52	24446	No

220	GOM_NL__2PRFIN20061102_221158_000000312052_00344_24446_3152.N1	02-NOV-2006 22:11:58	Bright	30.500	32	77Eps UMa	1.7630	11000.	61	24446	No
221	GOM_NL__2PRFIN20061102_221318_000000312052_00344_24446_3153.N1	02-NOV-2006 22:13:18	Bright	30.500	39	85Eta UMa	1.8540	24000.	61	24446	No
222	GOM_NL__2PRFIN20061102_221653_000000262052_00344_24446_3154.N1	02-NOV-2006 22:16:53	Bright	26.000	152	12Alp2CVn	2.8900	11000.	52	24446	No
223	GOM_NL__2PRFIN20061102_222421_000000302052_00344_24446_3155.N1	02-NOV-2006 22:24:21	Bright	30.000	62	94Bet Leo	2.1360	9700.0	60	24446	No
224	GOM_NL__2PRFIN20061102_224156_000000322052_00344_24446_3156.N1	02-NOV-2006 22:41:56	Dark	32.000	99	Del Cen	2.5750	26000.	64	24446	No
225	GOM_NL__2PRFIN20061102_224637_000000322052_00345_24447_3140.N1	02-NOV-2006 22:46:37	Dark	32.000	124	The Car	2.7640	30000.	64	24447	No
226	GOM_NL__2PRFIN20061102_230009_000000342052_00345_24447_3141.N1	02-NOV-2006 23:00:09	Dark	34.000	143	Alp Hyi	2.8570	7200.0	68	24447	No
227	GOM_NL__2PRFIN20061102_230132_000000452052_00345_24447_3142.N1	02-NOV-2006 23:01:32	Dark	45.000	9	Alp Eri	0.45300	24000.	90	24447	No
228	GOM_NL__2PRFIN20061102_230455_000000352052_00345_24447_3143.N1	02-NOV-2006 23:04:55	Straylight	34.500	157	The1Eri	2.9060	9300.0	69	24447	No
229	GOM_NL__2PRFIN20061102_231253_000000382052_00345_24447_3144.N1	02-NOV-2006 23:12:53	Straylight	38.000	52	16Bet Cet	2.0370	4500.0	76	24447	No
230	GOM_NL__2PRFIN20061102_232226_000000302052_00345_24447_3145.N1	02-NOV-2006 23:22:26	Bright	29.500	140	88Gam Peg	2.8340	26000.	59	24447	No
231	GOM_NL__2PRFIN20061102_232617_000000322052_00345_24447_3146.N1	02-NOV-2006 23:26:17	Bright	32.000	58	21Alp And	2.0730	11000.	64	24447	No
232	GOM_NL__2PRFIN20061102_232739_000000332052_00345_24447_3147.N1	02-NOV-2006 23:27:39	Bright	32.500	53	43Bet And	2.0480	3300.0	65	24447	No
233	GOM_NL__2PRFIN20061102_233333_000000282052_00345_24447_3148.N1	02-NOV-2006 23:33:33	Bright	27.500	68	18Alp Cas	2.2250	4500.0	55	24447	No
234	GOM_NL__2PRFIN20061102_233443_000000292052_00345_24447_3149.N1	02-NOV-2006 23:34:43	Bright	29.000	76	27Gam Cas	2.3000	30000.	58	24447	No
235	GOM_NL__2PRFIN20061102_234249_000000262052_00345_24447_3150.N1	02-NOV-2006 23:42:49	Bright	26.000	49	1Alp UMi	1.9900	6300.0	52	24447	No
236	GOM_NL__2PRFIN20061102_234643_000000302052_00345_24447_3151.N1	02-NOV-2006 23:46:43	Bright	30.000	60	7Bet UMi	2.0810	3950.0	60	24447	No
237	GOM_NL__2PRFIN20061102_235234_000000302052_00345_24447_3152.N1	02-NOV-2006 23:52:34	Bright	29.500	32	77Eps UMa	1.7630	11000.	59	24447	No
238	GOM_NL__2PRFIN20061102_235354_000000302052_00345_24447_3153.N1	02-NOV-2006 23:53:54	Bright	30.000	39	85Eta UMa	1.8540	24000.	60	24447	No
239	GOM_NL__2PRFIN20061102_235729_000000282052_00345_24447_3154.N1	02-NOV-2006 23:57:29	Bright	28.000	152	12Alp2CVn	2.8900	11000.	56	24447	No

3. Quality information per product


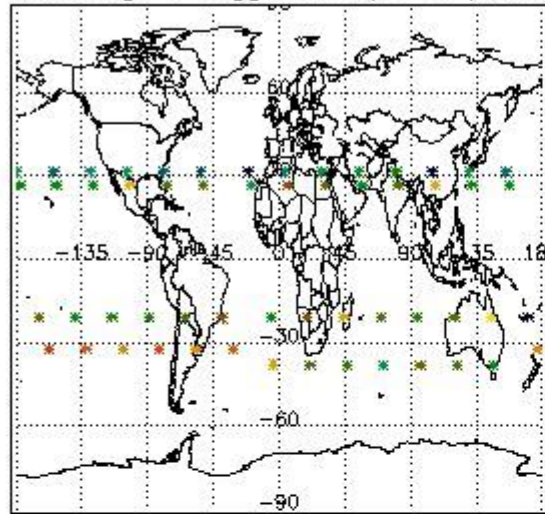
In this section it is plotted some information contained in the Quality Summary data set of the level 2 products. Only products in dark limb conditions and without errors (error flag in the MPH set to "0") are used.

3.1 Plot quality information per product (time dependant)

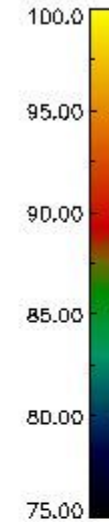
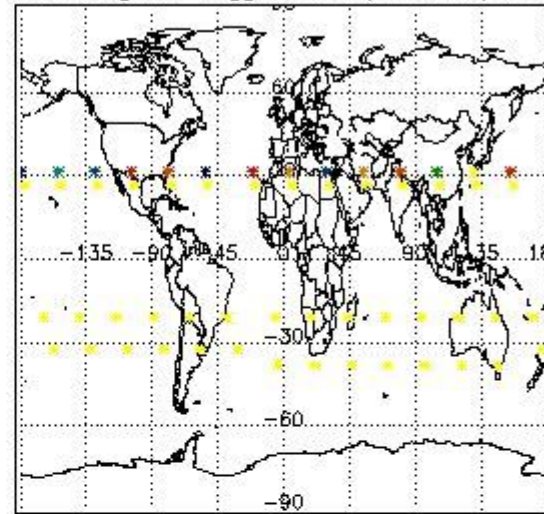


3.2 Plot quality information per product (world map)


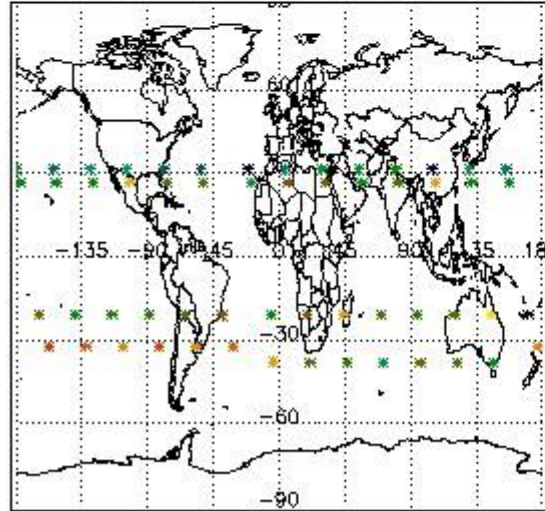
Percentage of flagged data per O3 profile



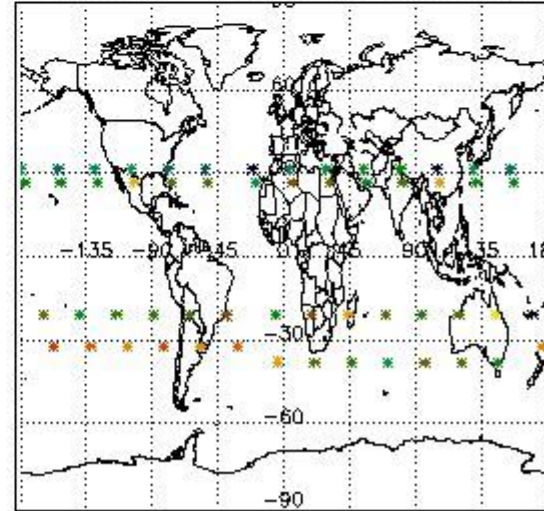
Percentage of flagged data per H2O profile



Percentage of flagged data per NO2 profile



Percentage of flagged data per NO3 profile

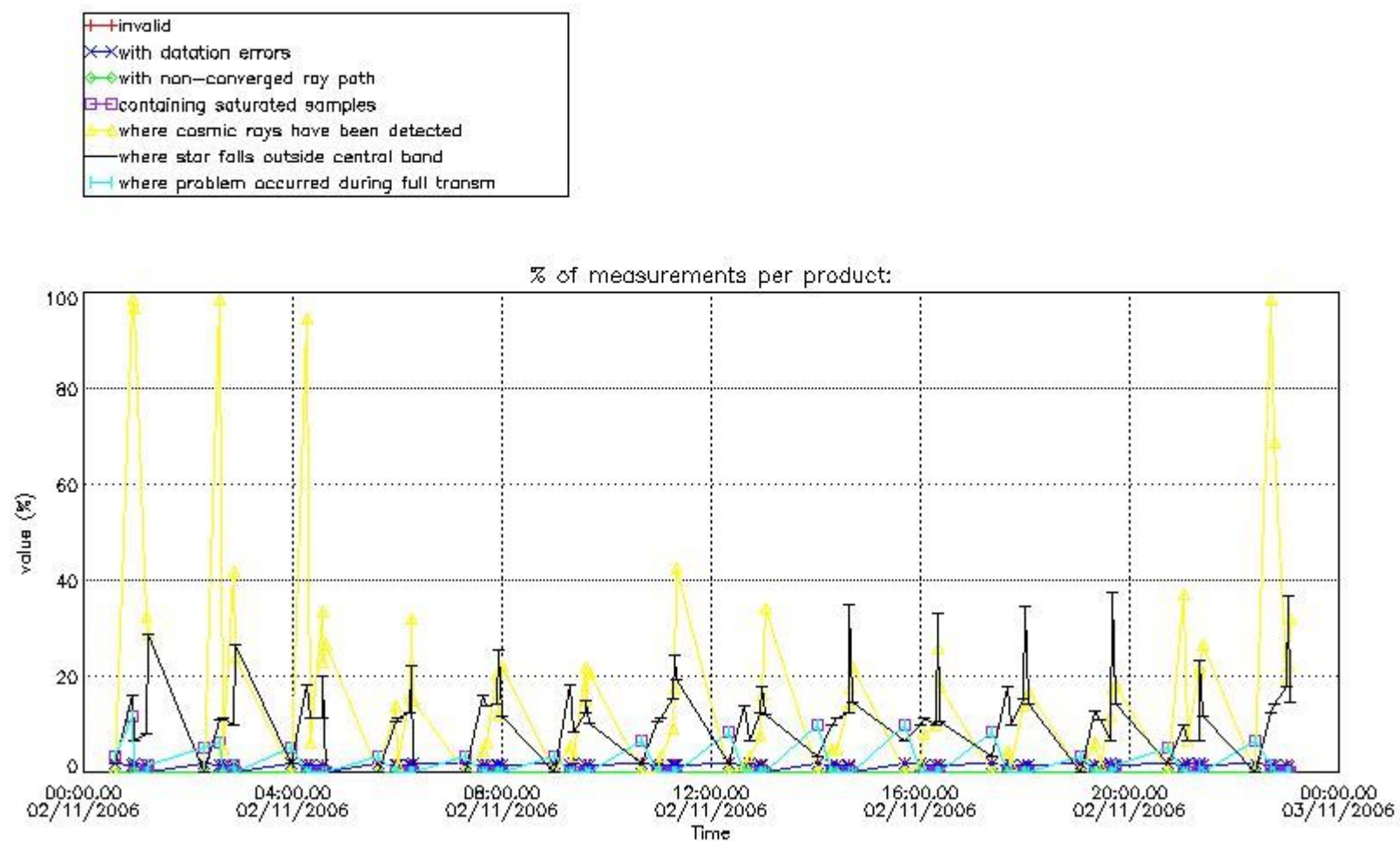


4. Level 1 quality information per product

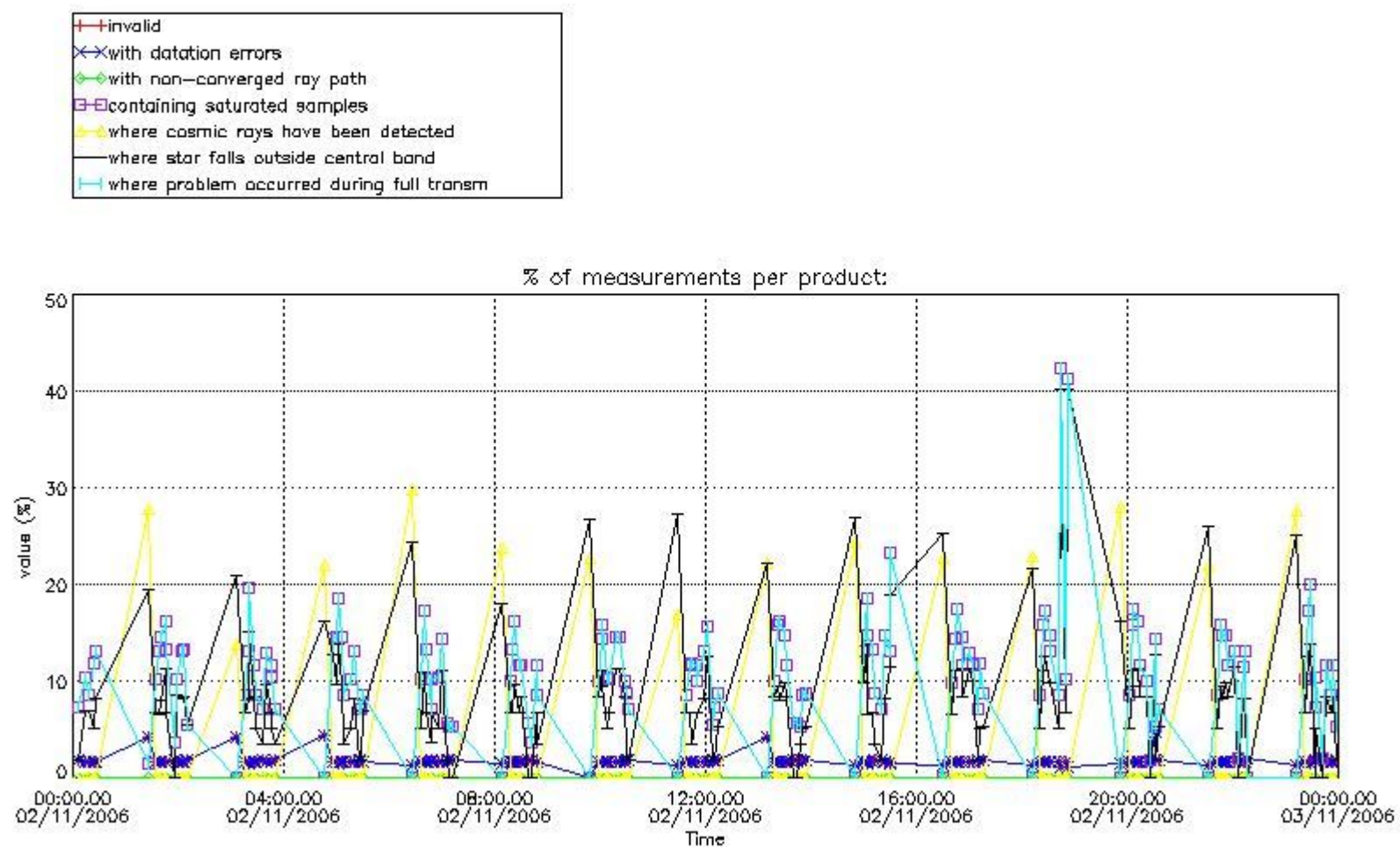
In this section it is plotted some information contained in the Quality Summary data set of the level 2 products that comes from the level 1b processing. Products without errors (error flag in the MPH set to "0") are used.

4.1 Plot quality information per product (time dependant) coming from level 1b processing

4.1.1 Plot level 1 quality information per product (time dependant): ENVISAT ASCENDING passes

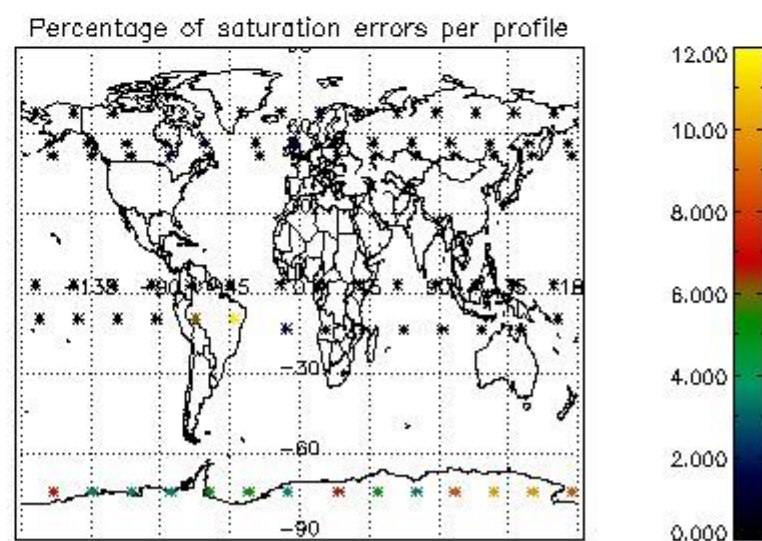
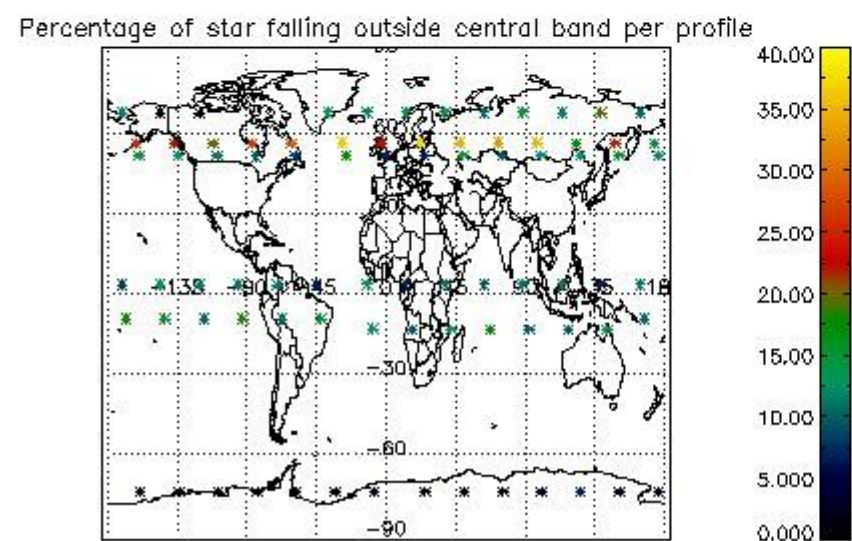
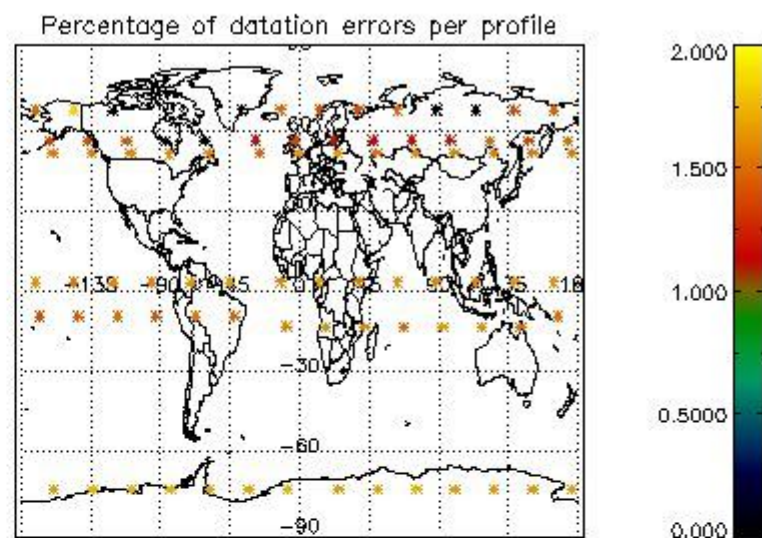
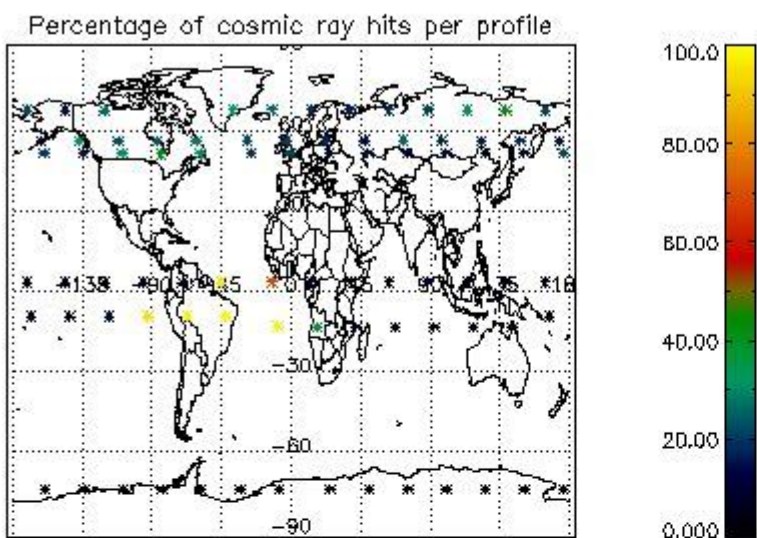


4.1.2 Plot level 1 quality information per product (time dependant): ENVI SAT DESCENDING passes

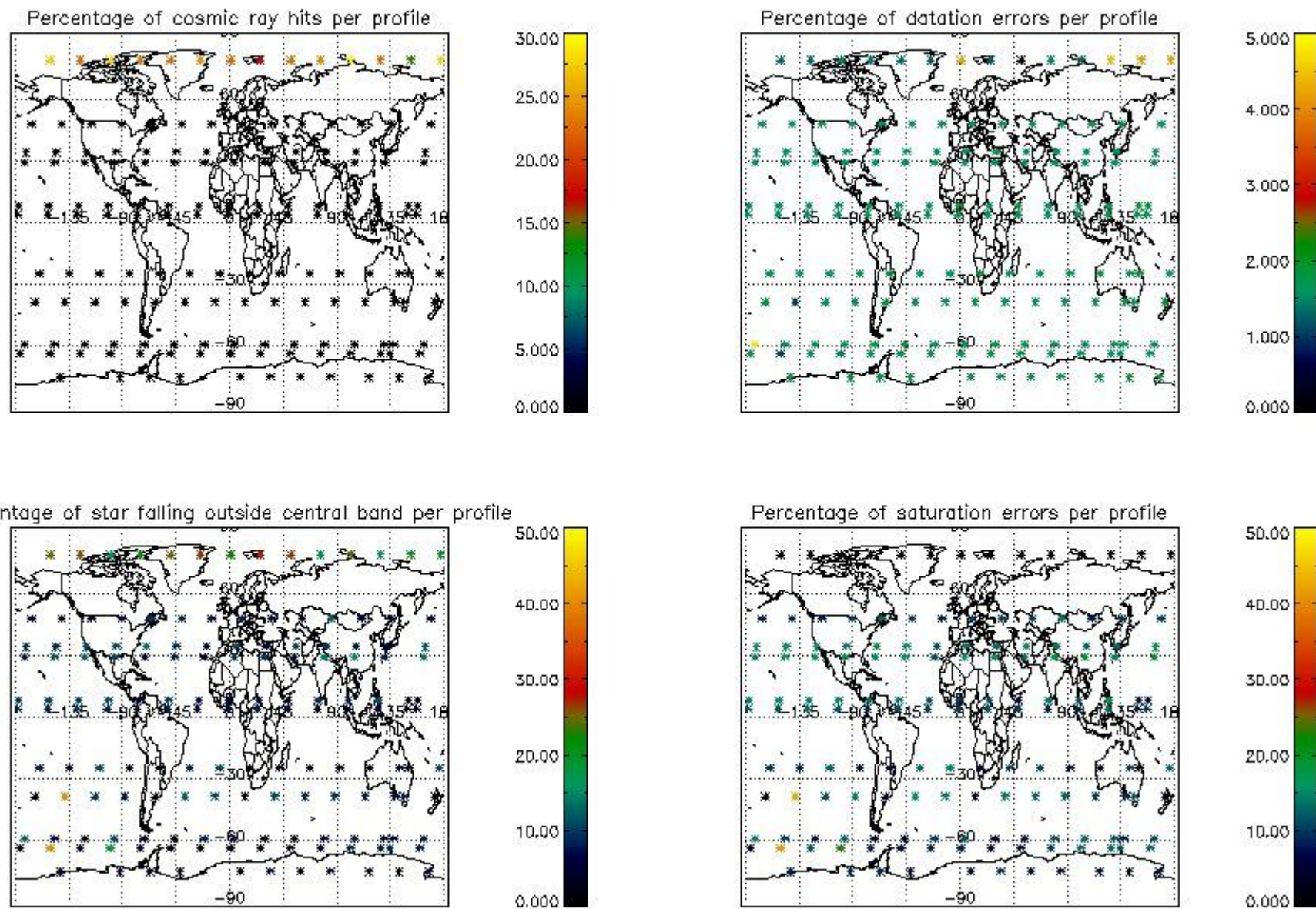


4.2 Plot quality information per product coming from level 1b processing (world map)

4.2.1 Plot level 1 quality information per product (world map): ENVISAT ASCENDING passes



4.2.2 Plot level 1 quality information per product (world map): ENVISAT DESCENDING passes



5. Trace gas profiles

5.1 Ozone statistics based on quality of products

The final quality of the products can be "measured" using the STD (Standard Deviation) attached to every point profile. This information is written to the parameter GOM_NL__2P/NL_LOCAL_SPECIES_DENSITY/o3_std of the level 2 products. The table below shows the statistics for given STD ranges.

The statistics are given with respect to the overall valid production:

- Products without fatal errors: GOM_NL__2P/MPH/PRODUCT_ERR=0
- Valid point profile: GOM_NL__2P/NL_LOCAL_SPECIES_DENSITY/pcd(0)=0

The 'Criteria' is applied to valid points of dark limb products:

- Products in dark limb illumination condition: GOM_NL__2P/NL_SUMMARY_QUALITY/obs_ill_cond=0
- Products without fatal errors: GOM_NL__2P/MPH/PRODUCT_ERR=0
- Valid point profile: GOM_NL__2P/NL_LOCAL_SPECIES_DENSITY/pcd(0)=0

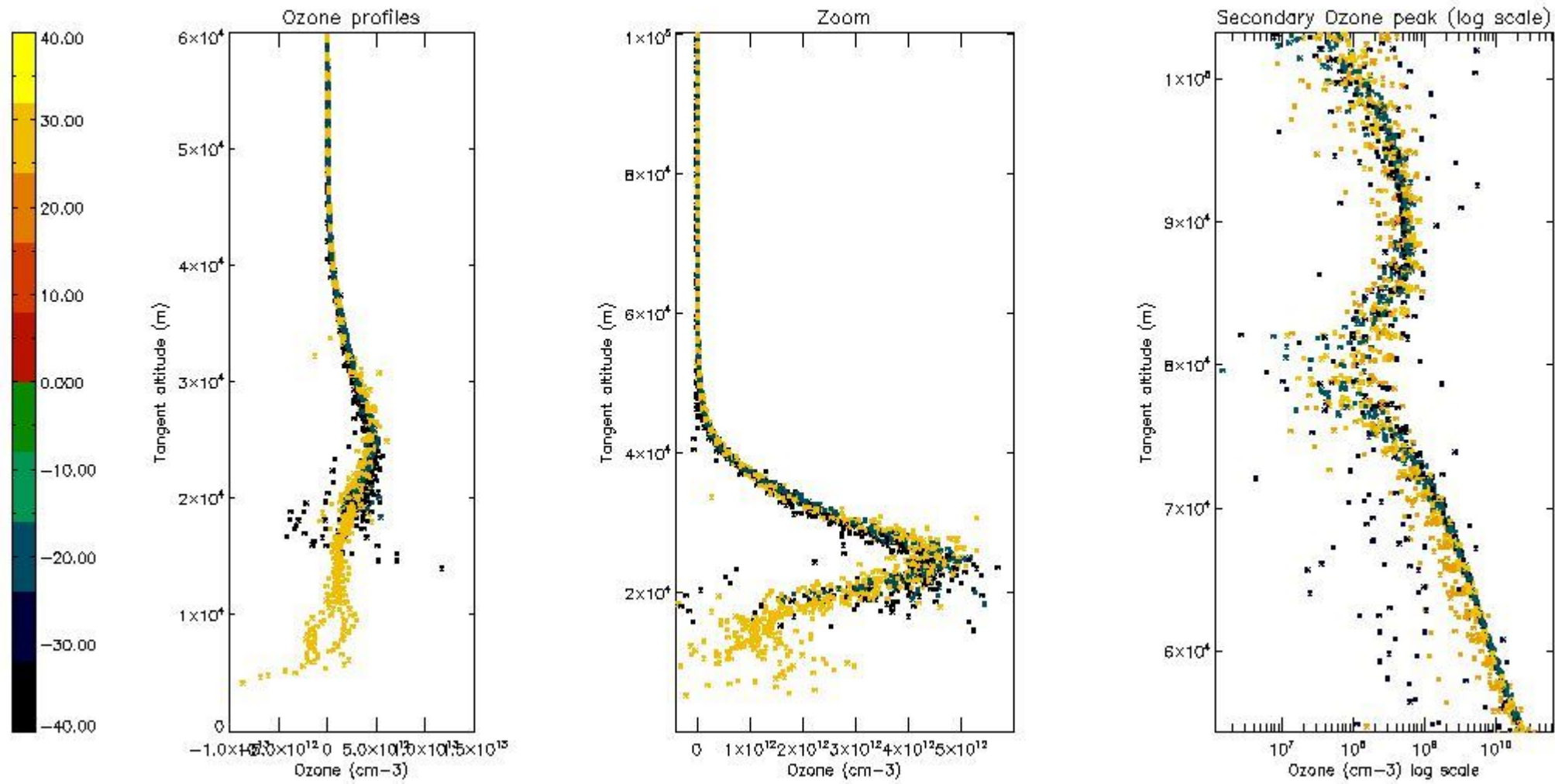
So, the table below shows the percentage of dark limb and valid observations for each criteria with respect to the overall valid daily observations.

Criteria	% of total production
All STD	26
STD < 20	17

STD < 10	13
STD < 5	8

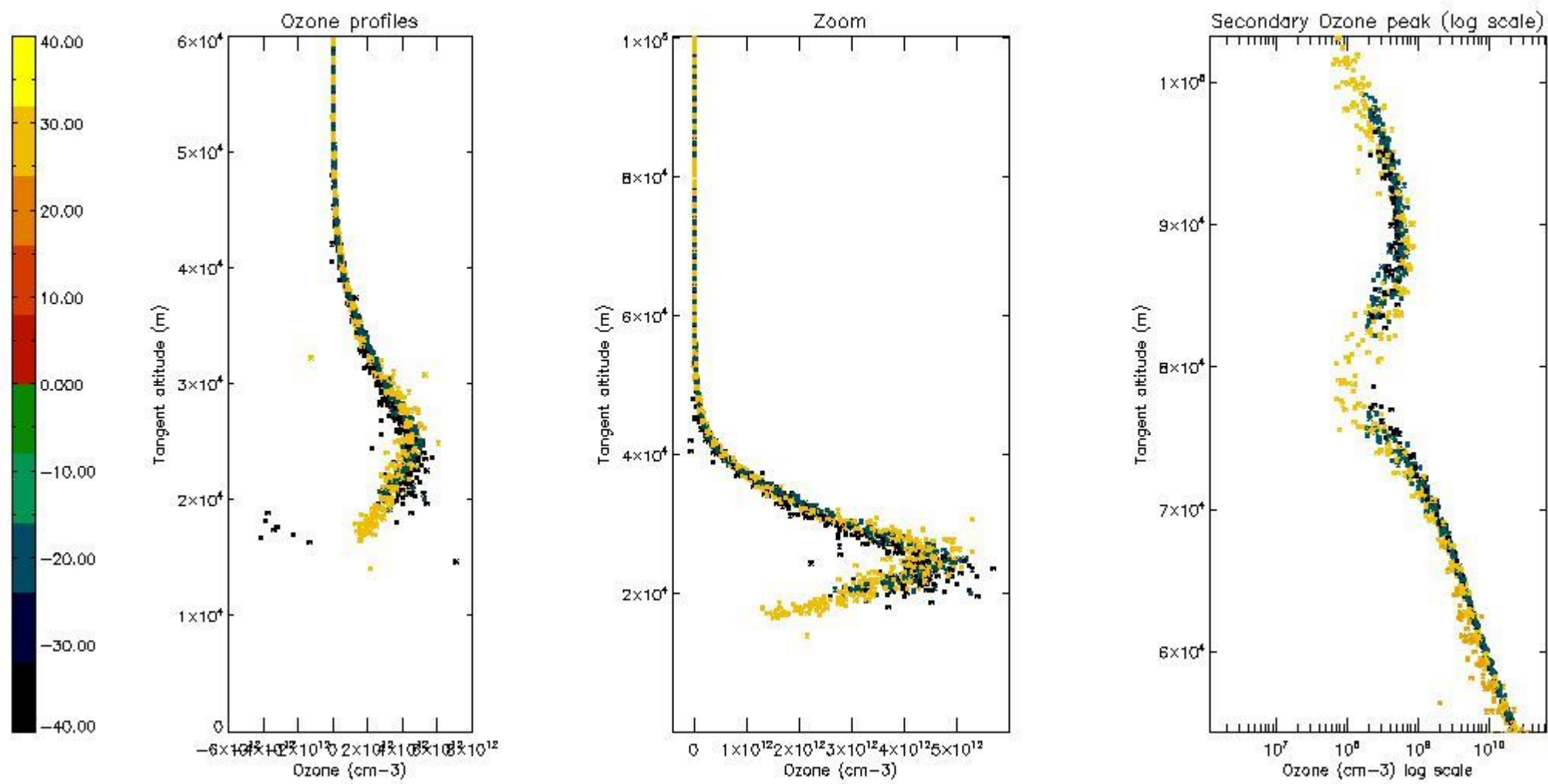
5.2 Plot ozone profiles for all STD (dark without errors)

The colorbar represents the latitude.



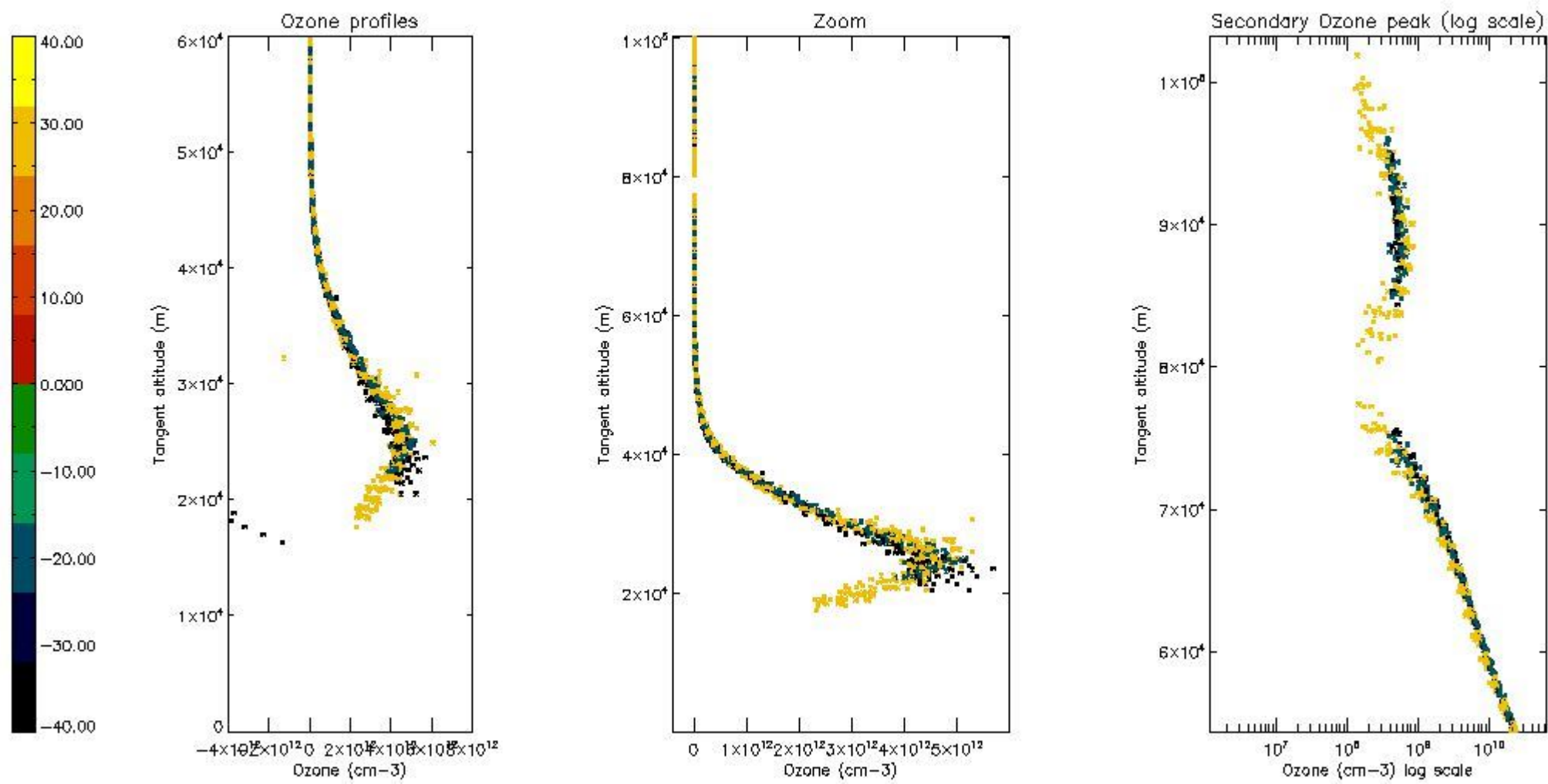
5.3 Plot ozone profiles where STD < 20% (dark without errors)

The colorbar represents the latitude.



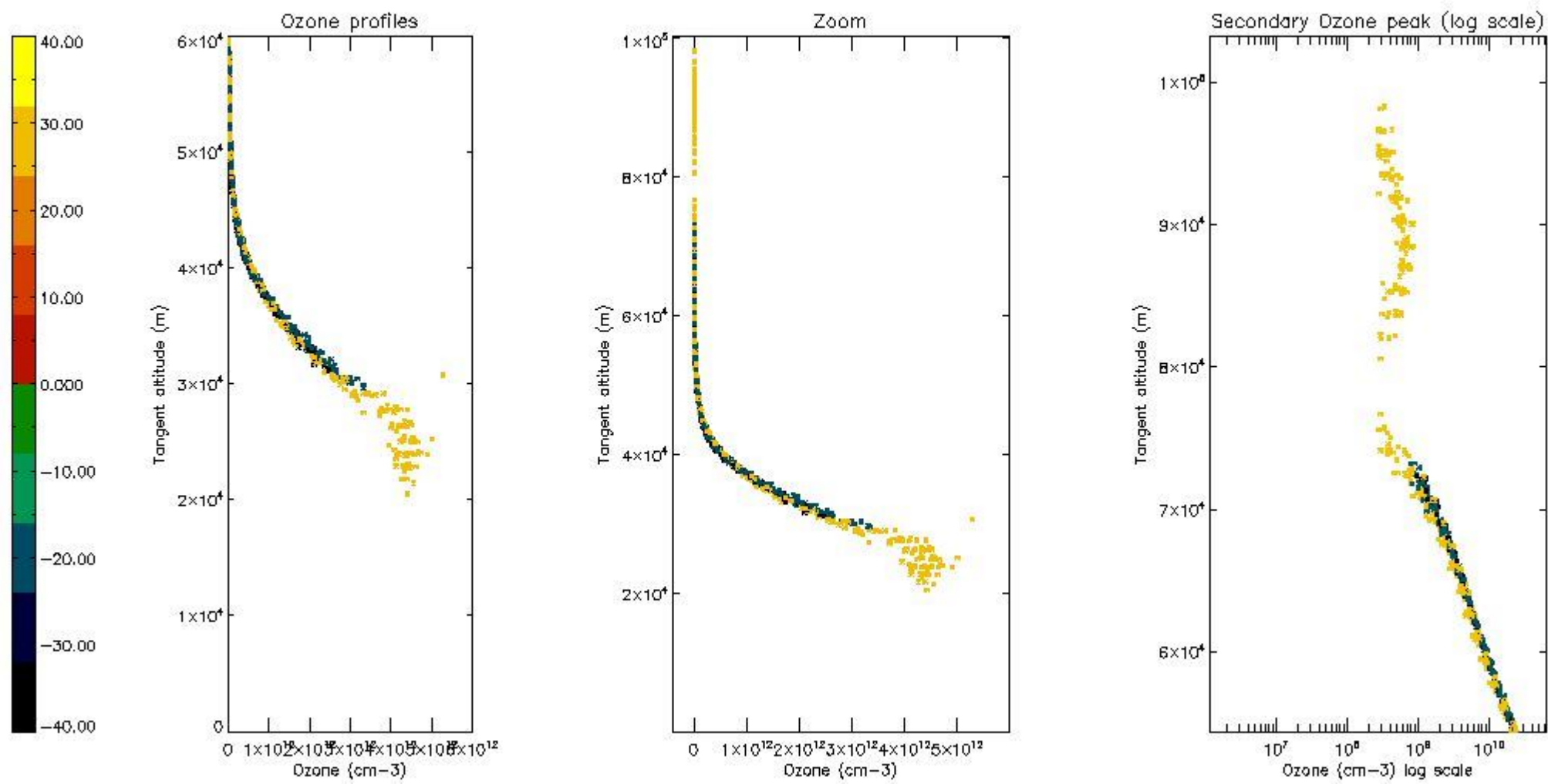
5.4 Plot ozone profiles where STD < 10% (dark without errors)

The colorbar represents the latitude.



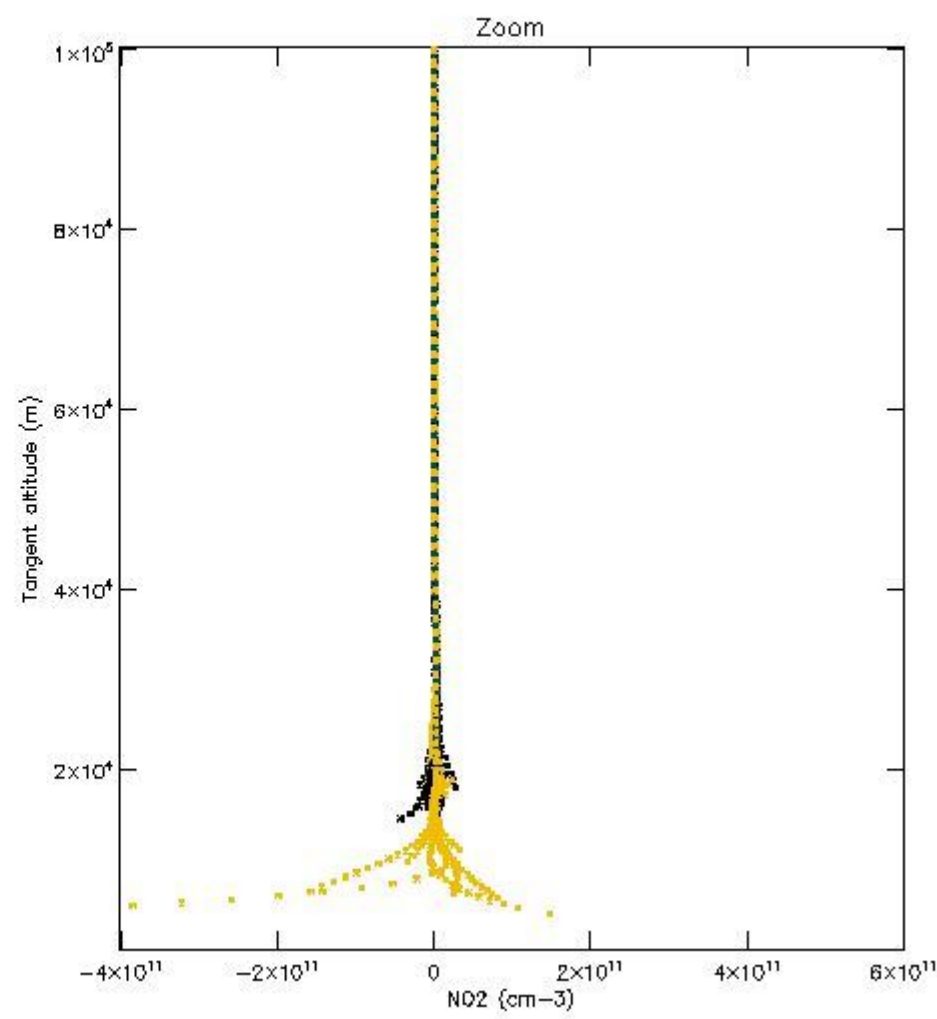
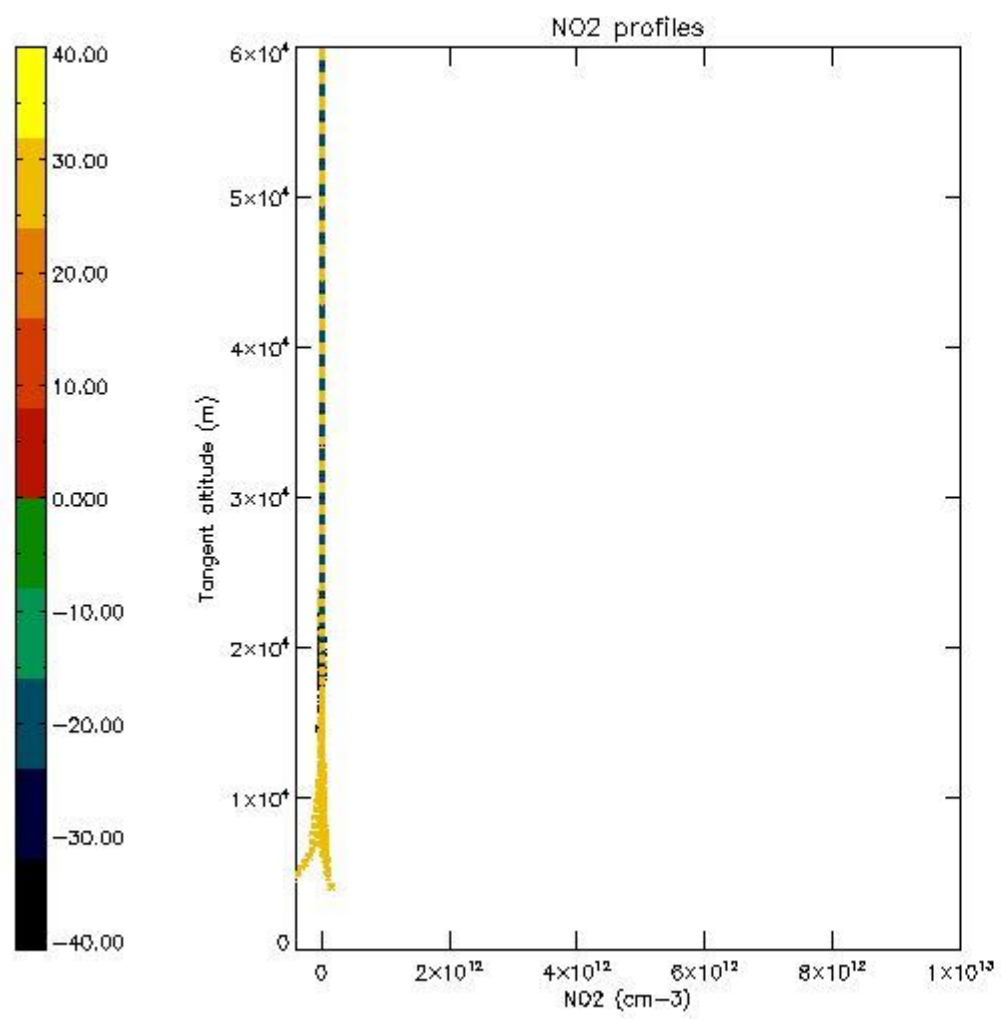
5.5 Plot ozone profiles where STD < 5% (dark without errors)

The colorbar represents the latitude.



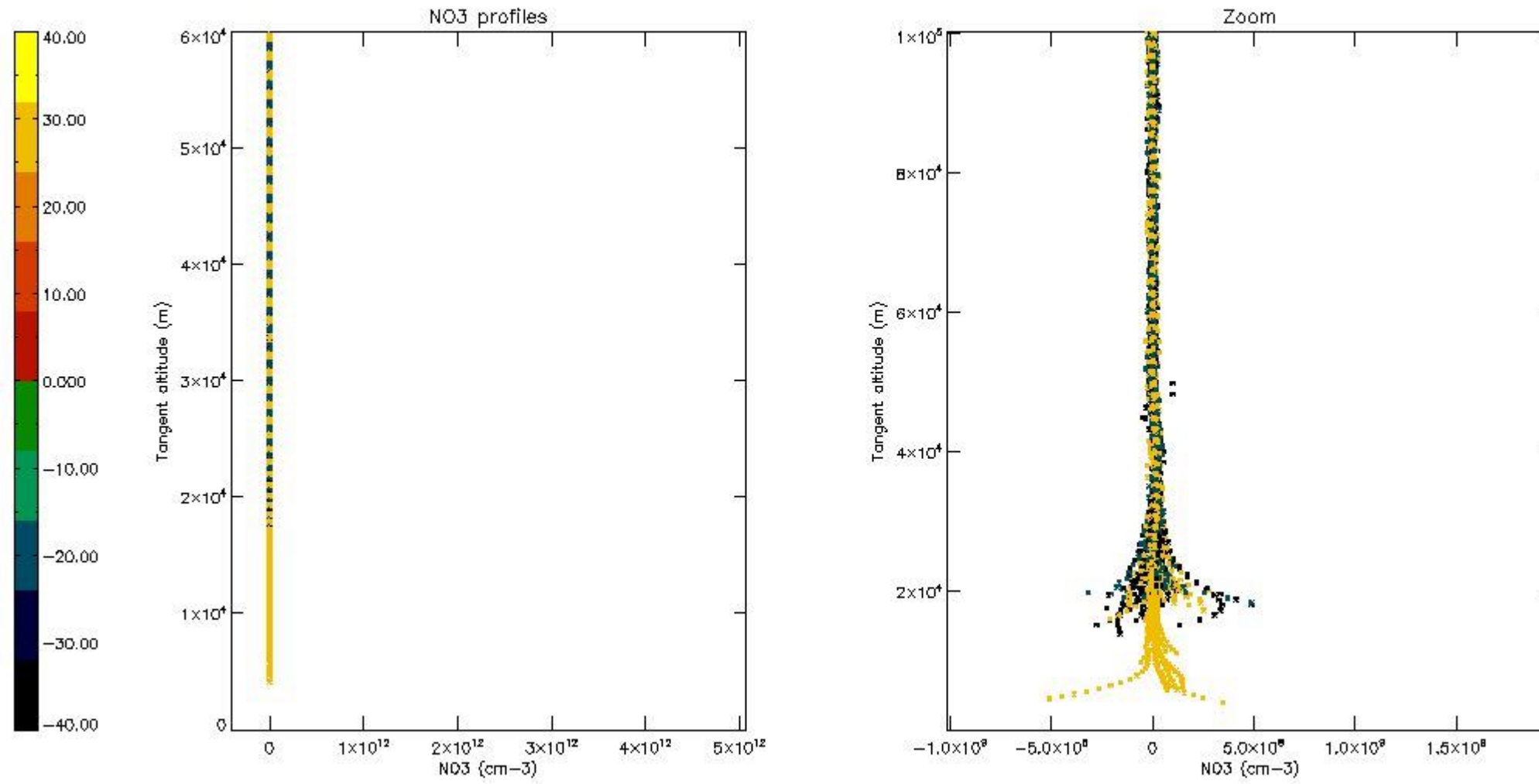
5.6 Plot NO₂ profiles for all STD (dark without errors)

The colorbar represents the latitude.



5.7 Plot NO3 profiles for all STD (dark without errors)

The colorbar represents the latitude.



6. Auxiliary Data Files used for the production reported in section 2

The number reported in the third column indicates since which file (see list in section 2) the corresponding auxiliary file has been used. The fourth column is the date of those product files.

Type	Auxiliary Filename	Used since product	Used since product date
INST_PHYS_CHARACTERISTICS	GOM_INS_AXVIEC20091111_143220_20030716_120000_20500101_000000	1	02-NOV-2006 00:05:10
LEVEL-2_PROC_CONFIG	GOM_PR2_AXVIEC20091111_152718_20020301_000000_20500101_000000	1	02-NOV-2006 00:05:10
CROSS_SECTIONS_FILE	GOM_CRS_AXVIEC20091111_154832_20020301_000000_20500101_000000	1	02-NOV-2006 00:05:10

GOMOS Level 2 Daily Report

SUMMARY

[1. General Info](#)

[2. Summary of processed GOM_NL_2P products](#)

[3. Level 2 Quality information per product](#)

[3.1 Plot of level 2 quality information per product \(time dependant\)](#)

[3.2 Plot of level 2 quality information per product \(world map\)](#)

[4. Level 1 Quality information per product \(stored on level 2 products\)](#)

[4.1 Plot of level 1 quality information per product \(time dependant\)](#)

[4.1.1 Plot of level 1 quality information per product \(time dependant\): ASCENDING](#)

[4.1.2 Plot of level 1 quality information per product \(time dependant\): DESCENDING](#)

[4.2 Plot of level 1 quality information per product \(world map\)](#)

[4.2.1 Plot of level 1 quality information per product \(world map\): ASCENDING](#)

[4.2.2 Plot of level 1 quality information per product \(world map\): DESCENDING](#)

[5. Ozone profiles based on quality statistics and other trace gas profiles](#)

[5.1 Ozone statistics based on quality of products](#)

[5.2 Plot ozone profiles for all STD \(dark without errors\)](#)

[5.3 Plot ozone profiles where STD < 20% \(dark without errors\)](#)

[5.4. Plot ozone profiles where STD < 10% \(dark without errors\)](#)

[5.5. Plot ozone profiles where STD < 5% \(dark without errors\)](#)

[5.6 Plot NO2 profiles for all STD \(dark without errors\)](#)

[5.7 Plot NO3 profiles for all STD \(dark without errors\)](#)

[5.8 Plot H2O profiles \(only for occultations of stars 1,2,3,4,13,14,16,26,63 dark without errors\) for all STD](#)

[6. Auxiliary Data Files used for the production reported in section 2](#)

This report presents the daily analysis on parameters extracted from GOMOS level 2 data (GOM_NL__2P). It is intended to monitor some important parameters that will impact the quality of these products. A list of level 2 products (and content) that have arrived during the reporting day to the PCF is also given.

Item	Value
Time of report generation	24APR2013 05:30:14
Data source version	GOMOS/6.01
Start time of products	02-11-2006 (02NOV2006 00:00:00)
Stop time of products	03-11-2006 (03NOV2006 00:00:00)
Store outputs in DB	Yes
Nb of level 2 prods	239
Nb of prods with errors	0

2. Summary of processed GOM_NL__2P products.

Nr	Filename	UTC Start time	Limb	Duration	Star Id	Star Name	Star Mag	Star Temp	Nb Meas	Orbit	Prod. error
1	GOM_NL__2PRFIN20061102_000510_000000282052_00331_24433_3128.N1	02-NOV-2006 00:05:10	Bright	27.500	68	18Alp Cas	2.2250	4500.0	55	24433	No
2	GOM_NL__2PRFIN20061102_000620_000000282052_00331_24433_3129.N1	02-NOV-2006 00:06:20	Bright	27.500	76	27Gam Cas	2.3000	30000.	55	24433	No
3	GOM_NL__2PRFIN20061102_001426_000000292052_00331_24433_3130.N1	02-NOV-2006 00:14:26	Bright	29.000	49	1Alp UMi	1.9900	6300.0	58	24433	No
4	GOM_NL__2PRFIN20061102_001818_000000292052_00331_24433_3131.N1	02-NOV-2006 00:18:18	Bright	29.000	60	7Bet UMi	2.0810	3950.0	58	24433	No
5	GOM_NL__2PRFIN20061102_002410_000000302052_00331_24433_3132.N1	02-NOV-2006 00:24:10	Bright	29.500	32	77Eps UMa	1.7630	11000.	59	24433	No
6	GOM_NL__2PRFIN20061102_002529_000000312052_00331_24433_3133.N1	02-NOV-2006 00:25:29	Bright	30.500	39	85Eta UMa	1.8540	24000.	61	24433	No
7	GOM_NL__2PRFIN20061102_003631_000000292052_00331_24433_3134.N1	02-NOV-2006 00:36:31	Bright	29.000	62	94Bet Leo	2.1360	9700.0	58	24433	No
8	GOM_NL__2PRFIN20061102_005511_000000352052_00331_24433_3135.N1	02-NOV-2006 00:55:11	Dark	34.500	113	Mu Vel	2.6920	5000.0	69	24433	No
9	GOM_NL__2PRFIN20061102_005846_000000302052_00332_24434_3186.N1	02-NOV-2006 00:58:46	Dark	30.000	124	The Car	2.7640	30000.	60	24434	No
10	GOM_NL__2PRFIN20061102_011220_000000312052_00332_24434_3187.N1	02-NOV-2006 01:12:20	Dark	31.000	143	Alp Hyi	2.8570	7200.0	62	24434	No
11	GOM_NL__2PRFIN20061102_011343_000000392052_00332_24434_3188.N1	02-NOV-2006 01:13:43	Dark	38.500	9	Alp Eri	0.45300	24000.	77	24434	No
12	GOM_NL__2PRFIN20061102_012504_000000362052_00332_24434_3189.N1	02-NOV-2006 01:25:04	Straylight	36.000	52	16Bet Cet	2.0370	4500.0	72	24434	No
13	GOM_NL__2PRFIN20061102_013436_000000302052_00332_24434_3190.N1	02-NOV-2006 01:34:36	Bright	29.500	140	88Gam Peg	2.8340	26000.	59	24434	No
14	GOM_NL__2PRFIN20061102_013827_000000312052_00332_24434_3191.N1	02-NOV-2006 01:38:27	Bright	30.500	58	21Alp And	2.0730	11000.	61	24434	No
15	GOM_NL__2PRFIN20061102_013952_000000312052_00332_24434_3192.N1	02-NOV-2006 01:39:52	Bright	31.000	53	43Bet And	2.0480	3300.0	62	24434	No
16	GOM_NL__2PRFIN20061102_014546_000000312052_00332_24434_3193.N1	02-NOV-2006 01:45:46	Bright	31.000	68	18Alp Cas	2.2250	4500.0	62	24434	No
17	GOM_NL__2PRFIN20061102_014656_000000302052_00332_24434_3194.N1	02-NOV-2006 01:46:56	Bright	30.000	76	27Gam Cas	2.3000	30000.	60	24434	No
18	GOM_NL__2PRFIN20061102_015501_000000272052_00332_24434_3195.N1	02-NOV-2006 01:55:01	Bright	27.000	49	1Alp UMi	1.9900	6300.0	54	24434	No
19	GOM_NL__2PRFIN20061102_015854_000000302052_00332_24434_3196.N1	02-NOV-2006 01:58:54	Bright	29.500	60	7Bet UMi	2.0810	3950.0	59	24434	No
20	GOM_NL__2PRFIN20061102_020446_000000312052_00332_24434_3197.N1	02-NOV-2006 02:04:46	Bright	30.500	32	77Eps UMa	1.7630	11000.	61	24434	No
21	GOM_NL__2PRFIN20061102_020605_000000302052_00332_24434_3198.N1	02-NOV-2006 02:06:05	Bright	30.000	39	85Eta UMa	1.8540	24000.	60	24434	No
22	GOM_NL__2PRFIN20061102_020940_000000282052_00332_24434_3199.N1	02-NOV-2006 02:09:40	Bright	27.500	152	12Alp2CVn	2.8900	11000.	55	24434	No
23	GOM_NL__2PRFIN20061102_021707_000000302052_00332_24434_3200.N1	02-NOV-2006 02:17:07	Bright	29.500	62	94Bet Leo	2.1360	9700.0	59	24434	No
24	GOM_NL__2PRFIN20061102_023547_000000332052_00332_24434_3201.N1	02-NOV-2006 02:35:47	Dark	32.500	113	Mu Vel	2.6920	5000.0	65	24434	No
25	GOM_NL__2PRFIN20061102_023922_000000312052_00333_24435_3121.N1	02-NOV-2006 02:39:22	Dark	31.000	124	The Car	2.7640	30000.	62	24435	No
26	GOM_NL__2PRFIN20061102_025256_000000312052_00333_24435_3122.N1	02-NOV-2006 02:52:56	Dark	31.000	143	Alp Hyi	2.8570	7200.0	62	24435	No
27	GOM_NL__2PRFIN20061102_025419_000000382052_00333_24435_3123.N1	02-NOV-2006 02:54:19	Dark	37.500	9	Alp Eri	0.45300	24000.	75	24435	No
28	GOM_NL__2PRFIN20061102_030540_000000362052_00333_24435_3124.N1	02-NOV-2006 03:05:40	Straylight	36.000	52	16Bet Cet	2.0370	4500.0	72	24435	No
29	GOM_NL__2PRFIN20061102_031512_000000302052_00333_24435_3125.N1	02-NOV-2006 03:15:12	Bright	29.500	140	88Gam Peg	2.8340	26000.	59	24435	No
30	GOM_NL__2PRFIN20061102_031903_000000312052_00333_24435_3126.N1	02-NOV-2006 03:19:03	Bright	30.500	58	21Alp And	2.0730	11000.	61	24435	No
31	GOM_NL__2PRFIN20061102_032028_000000332052_00333_24435_3127.N1	02-NOV-2006 03:20:28	Bright	33.000	53	43Bet And	2.0480	3300.0	66	24435	No
32	GOM_NL__2PRFIN20061102_032622_000000302052_00333_24435_3128.N1	02-NOV-2006 03:26:22	Bright	30.000	68	18Alp Cas	2.2250	4500.0	60	24435	No
33	GOM_NL__2PRFIN20061102_032732_000000302052_00333_24435_3129.N1	02-NOV-2006 03:27:32	Bright	29.500	76	27Gam Cas	2.3000	30000.	59	24435	No
34	GOM_NL__2PRFIN20061102_033537_000000292052_00333_24435_3130.N1	02-NOV-2006 03:35:37	Bright	28.500	49	1Alp UMi	1.9900	6300.0	57	24435	No
35	GOM_NL__2PRFIN20061102_033929_000000312052_00333_24435_3131.N1	02-NOV-2006 03:39:29	Bright	31.000	60	7Bet UMi	2.0810	3950.0	62	24435	No
36	GOM_NL__2PRFIN20061102_034522_000000302052_00333_24435_3132.N1	02-NOV-2006 03:45:22	Bright	30.000	32	77Eps UMa	1.7630	11000.	60	24435	No
37	GOM_NL__2PRFIN20061102_034641_000000292052_00333_24435_3133.N1	02-NOV-2006 03:46:41	Bright	29.000	39	85Eta UMa	1.8540	24000.	58	24435	No
38	GOM_NL__2PRFIN20061102_035016_000000292052_00333_24435_3134.N1	02-NOV-2006 03:50:16	Bright	28.500	152	12Alp2CVn	2.8900	11000.	57	24435	No
39	GOM_NL__2PRFIN20061102_035743_000000302052_00333_24435_3135.N1	02-NOV-2006 03:57:43	Bright	29.500	62	94Bet Leo	2.1360	9700.0	59	24435	No
40	GOM_NL__2PRFIN20061102_041624_000000362052_00333_24435_3136.N1	02-NOV-2006 04:16:24	Dark	35.500	113	Mu Vel	2.6920	5000.0	71	24435	No
41	GOM_NL__2PRFIN20061102_041958_000000322052_00334_24436_3122.N1	02-NOV-2006 04:19:58	Dark	31.500	124	The Car	2.7640	30000.	63	24436	No
42	GOM_NL__2PRFIN20061102_043332_000000322052_00334_24436_3123.N1	02-NOV-2006 04:33:32	Dark	31.500	143	Alp Hyi	2.8570	7200.0	63	24436	No

43	GOM_NL__2PRFIN20061102_043455_000000352052_00334_24436_3124.N1	02-NOV-2006 04:34:55	Dark	35.000	9	Alp Eri	0.45300	24000.	70	24436	No
44	GOM_NL__2PRFIN20061102_043816_000000272052_00334_24436_3125.N1	02-NOV-2006 04:38:16	Straylight	26.500	157	The1Eri	2.9060	9300.0	53	24436	No
45	GOM_NL__2PRFIN20061102_044616_000000342052_00334_24436_3126.N1	02-NOV-2006 04:46:16	Straylight	34.000	52	16Bet Cet	2.0370	4500.0	68	24436	No
46	GOM_NL__2PRFIN20061102_045548_000000322052_00334_24436_3127.N1	02-NOV-2006 04:55:48	Bright	31.500	140	88Gam Peg	2.8340	26000.	63	24436	No
47	GOM_NL__2PRFIN20061102_045939_000000312052_00334_24436_3128.N1	02-NOV-2006 04:59:39	Bright	31.000	58	21Alp And	2.0730	11000.	62	24436	No
48	GOM_NL__2PRFIN20061102_050104_000000332052_00334_24436_3129.N1	02-NOV-2006 05:01:04	Bright	32.500	53	43Bet And	2.0480	3300.0	65	24436	No
49	GOM_NL__2PRFIN20061102_050657_000000312052_00334_24436_3130.N1	02-NOV-2006 05:06:57	Bright	31.000	68	18Alp Cas	2.2250	4500.0	62	24436	No
50	GOM_NL__2PRFIN20061102_050808_000000292052_00334_24436_3131.N1	02-NOV-2006 05:08:08	Bright	29.000	76	27Gam Cas	2.3000	30000.	58	24436	No
51	GOM_NL__2PRFIN20061102_051613_000000302052_00334_24436_3132.N1	02-NOV-2006 05:16:13	Bright	29.500	49	1Alp UMi	1.9900	6300.0	59	24436	No
52	GOM_NL__2PRFIN20061102_052006_000000312052_00334_24436_3133.N1	02-NOV-2006 05:20:06	Bright	30.500	60	7Bet UMi	2.0810	3950.0	61	24436	No
53	GOM_NL__2PRFIN20061102_052558_000000292052_00334_24436_3134.N1	02-NOV-2006 05:25:58	Bright	28.500	32	77Eps UMa	1.7630	11000.	57	24436	No
54	GOM_NL__2PRFIN20061102_052717_000000282052_00334_24436_3135.N1	02-NOV-2006 05:27:17	Bright	28.000	39	85Eta UMa	1.8540	24000.	56	24436	No
55	GOM_NL__2PRFIN20061102_053053_000000292052_00334_24436_3136.N1	02-NOV-2006 05:30:53	Bright	29.000	152	12Alp2CVn	2.8900	11000.	58	24436	No
56	GOM_NL__2PRFIN20061102_053819_000000292052_00334_24436_3137.N1	02-NOV-2006 05:38:19	Bright	29.000	62	94Bet Leo	2.1360	9700.0	58	24436	No
57	GOM_NL__2PRFIN20061102_055700_000000332052_00334_24436_3138.N1	02-NOV-2006 05:57:00	Dark	33.000	113	Mu Vel	2.6920	5000.0	66	24436	No
58	GOM_NL__2PRFIN20061102_060035_000000322052_00335_24437_3122.N1	02-NOV-2006 06:00:35	Dark	31.500	124	The Car	2.7640	30000.	63	24437	No
59	GOM_NL__2PRFIN20061102_061408_000000322052_00335_24437_3123.N1	02-NOV-2006 06:14:08	Dark	32.000	143	Alp Hyi	2.8570	7200.0	64	24437	No
60	GOM_NL__2PRFIN20061102_061531_000000362052_00335_24437_3124.N1	02-NOV-2006 06:15:31	Dark	36.000	9	Alp Eri	0.45300	24000.	72	24437	No
61	GOM_NL__2PRFIN20061102_061852_000000272052_00335_24437_3125.N1	02-NOV-2006 06:18:52	Straylight	27.000	157	The1Eri	2.9060	9300.0	54	24437	No
62	GOM_NL__2PRFIN20061102_062652_000000372052_00335_24437_3126.N1	02-NOV-2006 06:26:52	Straylight	37.000	52	16Bet Cet	2.0370	4500.0	74	24437	No
63	GOM_NL__2PRFIN20061102_063624_000000302052_00335_24437_3127.N1	02-NOV-2006 06:36:24	Bright	29.500	140	88Gam Peg	2.8340	26000.	59	24437	No
64	GOM_NL__2PRFIN20061102_064015_000000322052_00335_24437_3128.N1	02-NOV-2006 06:40:15	Bright	32.000	58	21Alp And	2.0730	11000.	64	24437	No
65	GOM_NL__2PRFIN20061102_064140_000000302052_00335_24437_3129.N1	02-NOV-2006 06:41:40	Bright	30.000	53	43Bet And	2.0480	3300.0	60	24437	No
66	GOM_NL__2PRFIN20061102_064734_000000282052_00335_24437_3130.N1	02-NOV-2006 06:47:34	Bright	28.000	68	18Alp Cas	2.2250	4500.0	56	24437	No
67	GOM_NL__2PRFIN20061102_064844_000000302052_00335_24437_3131.N1	02-NOV-2006 06:48:44	Bright	29.500	76	27Gam Cas	2.3000	30000.	59	24437	No
68	GOM_NL__2PRFIN20061102_065649_000000292052_00335_24437_3132.N1	02-NOV-2006 06:56:49	Bright	29.000	49	1Alp UMi	1.9900	6300.0	58	24437	No
69	GOM_NL__2PRFIN20061102_070042_000000322052_00335_24437_3133.N1	02-NOV-2006 07:00:42	Bright	31.500	60	7Bet UMi	2.0810	3950.0	63	24437	No
70	GOM_NL__2PRFIN20061102_070634_000000272052_00335_24437_3134.N1	02-NOV-2006 07:06:34	Bright	27.000	32	77Eps UMa	1.7630	11000.	54	24437	No
71	GOM_NL__2PRFIN20061102_070753_000000282052_00335_24437_3135.N1	02-NOV-2006 07:07:53	Bright	28.000	39	85Eta UMa	1.8540	24000.	56	24437	No
72	GOM_NL__2PRFIN20061102_071128_000000282052_00335_24437_3136.N1	02-NOV-2006 07:11:28	Bright	28.000	152	12Alp2CVn	2.8900	11000.	56	24437	No
73	GOM_NL__2PRFIN20061102_071855_000000292052_00335_24437_3137.N1	02-NOV-2006 07:18:55	Bright	29.000	62	94Bet Leo	2.1360	9700.0	58	24437	No
74	GOM_NL__2PRFIN20061102_073736_000000352052_00335_24437_3138.N1	02-NOV-2006 07:37:36	Dark	34.500	113	Mu Vel	2.6920	5000.0	69	24437	No
75	GOM_NL__2PRFIN20061102_074111_000000332052_00336_24438_3122.N1	02-NOV-2006 07:41:11	Dark	32.500	124	The Car	2.7640	30000.	65	24438	No
76	GOM_NL__2PRFIN20061102_075445_000000322052_00336_24438_3123.N1	02-NOV-2006 07:54:45	Dark	32.000	143	Alp Hyi	2.8570	7200.0	64	24438	No
77	GOM_NL__2PRFIN20061102_075608_000000382052_00336_24438_3124.N1	02-NOV-2006 07:56:08	Dark	37.500	9	Alp Eri	0.45300	24000.	75	24438	No
78	GOM_NL__2PRFIN20061102_075928_000000342052_00336_24438_3125.N1	02-NOV-2006 07:59:28	Straylight	34.000	157	The1Eri	2.9060	9300.0	68	24438	No
79	GOM_NL__2PRFIN20061102_080729_000000342052_00336_24438_3126.N1	02-NOV-2006 08:07:29	Straylight	33.500	52	16Bet Cet	2.0370	4500.0	67	24438	No
80	GOM_NL__2PRFIN20061102_081700_000000302052_00336_24438_3127.N1	02-NOV-2006 08:17:00	Bright	30.000	140	88Gam Peg	2.8340	26000.	60	24438	No
81	GOM_NL__2PRFIN20061102_082052_000000302052_00336_24438_3128.N1	02-NOV-2006 08:20:52	Bright	30.000	58	21Alp And	2.0730	11000.	60	24438	No
82	GOM_NL__2PRFIN20061102_082216_000000312052_00336_24438_3129.N1	02-NOV-2006 08:22:16	Bright	31.000	53	43Bet And	2.0480	3300.0	62	24438	No
83	GOM_NL__2PRFIN20061102_082809_000000302052_00336_24438_3130.N1	02-NOV-2006 08:28:09	Bright	30.000	68	18Alp Cas	2.2250	4500.0	60	24438	No
84	GOM_NL__2PRFIN20061102_082920_000000302052_00336_24438_3131.N1	02-NOV-2006 08:29:20	Bright	30.000	76	27Gam Cas	2.3000	30000.	60	24438	No
85	GOM_NL__2PRFIN20061102_083726_000000272052_00336_24438_3132.N1	02-NOV-2006 08:37:26	Bright	27.000	49	1Alp UMi	1.9900	6300.0	54	24438	No
86	GOM_NL__2PRFIN20061102_084118_000000272052_00336_24438_3133.N1	02-NOV-2006 08:41:18	Bright	27.000	60	7Bet UMi	2.0810	3950.0	54	24438	No
87	GOM_NL__2PRFIN20061102_084710_000000302052_00336_24438_3134.N1	02-NOV-2006 08:47:10	Bright	30.000	32	77Eps UMa	1.7630	11000.	60	24438	No
88	GOM_NL__2PRFIN20061102_084829_000000292052_00336_24438_3135.N1	02-NOV-2006 08:48:29	Bright	29.000	39	85Eta UMa	1.8540	24000.	58	24438	No
89	GOM_NL__2PRFIN20061102_085932_000000292052_00336_24438_3136.N1	02-NOV-2006 08:59:32	Bright	29.000	62	94Bet Leo	2.1360	9700.0	58	24438	No
90	GOM_NL__2PRFIN20061102_091813_000000362052_00336_24438_3137.N1	02-NOV-2006 09:18:13	Dark	36.000	113	Mu Vel	2.6920	5000.0	72	24438	No
91	GOM_NL__2PRFIN20061102_092147_000000312052_00337_24439_3142.N1	02-NOV-2006 09:21:47	Dark	30.500	124	The Car	2.7640	30000.	61	24439	No
92	GOM_NL__2PRFIN20061102_093521_000000322052_00337_24439_3143.N1	02-NOV-2006 09:35:21	Dark	32.000	143	Alp Hyi	2.8570	7200.0	64	24439	No
93	GOM_NL__2PRFIN20061102_093644_000000342052_00337_24439_3144.N1	02-NOV-2006 09:36:44	Dark	33.500	9	Alp Eri	0.45300	24000.	67	24439	No
94	GOM_NL__2PRFIN20061102_094005_000000342052_00337_24439_3145.N1	02-NOV-2006 09:40:05	Straylight	34.000	157	The1Eri	2.9060	9300.0	68	24439	No
95	GOM_NL__2PRFIN20061102_094805_000000382052_00337_24439_3146.N1	02-NOV-2006 09:48:05	Straylight	37.500	52	16Bet Cet	2.0370	4500.0	75	24439	No
96	GOM_NL__2PRFIN20061102_095737_000000302052_00337_24439_3147.N1	02-NOV-2006 09:57:37	Bright	30.000	140	88Gam Peg	2.8340	26000.	60	24439	No
97	GOM_NL__2PRFIN20061102_100127_000000322052_00337_24439_3148.N1	02-NOV-2006 10:01:27	Bright	31.500	58	21Alp And	2.0730	11000.	63	24439	No
98	GOM_NL__2PRFIN20061102_100251_000000322052_00337_24439_3149.N1	02-NOV-2006 10:02:51	Bright	31.500	53	43Bet And	2.0480	3300.0	63	24439	No
99	GOM_NL__2PRFIN20061102_100845_000000292052_00337_24439_3150.N1	02-NOV-2006 10:08:45	Bright	29.000	68	18Alp Cas	2.2250	4500.0	58	24439	No
100	GOM_NL__2PRFIN20061102_100956_000000302052_00337_24439_3151.N1	02-NOV-2006 10:09:56	Bright	29.500	76	27Gam Cas	2.3000	30000.	59	24439	No
101	GOM_NL__2PRFIN20061102_101801_000000312052_00337_24439_3152.N1	02-NOV-2006 10:18:01	Bright	31.000	49	1Alp UMi	1.9900	6300.0	62	24439	No

102	GOM_NL__2PRFIN20061102_102154_000000312052_00337_24439_3153.N1	02-NOV-2006 10:21:54	Bright	31.000	60	7Bet UMi	2.0810	3950.0	62	24439	No
103	GOM_NL__2PRFIN20061102_102747_000000302052_00337_24439_3154.N1	02-NOV-2006 10:27:47	Bright	30.000	32	77Eps UMa	1.7630	11000.	60	24439	No
104	GOM_NL__2PRFIN20061102_102905_000000292052_00337_24439_3155.N1	02-NOV-2006 10:29:05	Bright	28.500	39	85Eta UMa	1.8540	24000.	57	24439	No
105	GOM_NL__2PRFIN20061102_103241_000000282052_00337_24439_3156.N1	02-NOV-2006 10:32:41	Bright	28.000	152	12Alp2CVn	2.8900	11000.	56	24439	No
106	GOM_NL__2PRFIN20061102_104008_000000302052_00337_24439_3157.N1	02-NOV-2006 10:40:08	Bright	30.000	62	94Bet Leo	2.1360	9700.0	60	24439	No
107	GOM_NL__2PRFIN20061102_105849_000000332052_00337_24439_3158.N1	02-NOV-2006 10:58:49	Dark	33.000	113	Mu Vel	2.6920	5000.0	66	24439	No
108	GOM_NL__2PRFIN20061102_110223_000000312052_00338_24440_3255.N1	02-NOV-2006 11:02:23	Dark	31.000	124	The Car	2.7640	30000.	62	24440	No
109	GOM_NL__2PRFIN20061102_111557_000000332052_00338_24440_3256.N1	02-NOV-2006 11:15:57	Dark	32.500	143	Alp Hyi	2.8570	7200.0	65	24440	No
110	GOM_NL__2PRFIN20061102_111720_000000372052_00338_24440_3257.N1	02-NOV-2006 11:17:20	Dark	37.000	9	Alp Eri	0.45300	24000.	74	24440	No
111	GOM_NL__2PRFIN20061102_112041_000000372052_00338_24440_3258.N1	02-NOV-2006 11:20:41	Straylight	36.500	157	The1Eri	2.9060	9300.0	73	24440	No
112	GOM_NL__2PRFIN20061102_112841_000000392052_00338_24440_3259.N1	02-NOV-2006 11:28:41	Straylight	38.500	52	16Bet Cet	2.0370	4500.0	77	24440	No
113	GOM_NL__2PRFIN20061102_113812_000000302052_00338_24440_3260.N1	02-NOV-2006 11:38:12	Bright	29.500	140	88Gam Peg	2.8340	26000.	59	24440	No
114	GOM_NL__2PRFIN20061102_114204_000000302052_00338_24440_3261.N1	02-NOV-2006 11:42:04	Bright	30.000	58	21Alp And	2.0730	11000.	60	24440	No
115	GOM_NL__2PRFIN20061102_114327_000000302052_00338_24440_3262.N1	02-NOV-2006 11:43:27	Bright	29.500	53	43Bet And	2.0480	3300.0	59	24440	No
116	GOM_NL__2PRFIN20061102_114921_000000302052_00338_24440_3263.N1	02-NOV-2006 11:49:21	Bright	30.000	68	18Alp Cas	2.2250	4500.0	60	24440	No
117	GOM_NL__2PRFIN20061102_115031_000000302052_00338_24440_3264.N1	02-NOV-2006 11:50:31	Bright	30.000	76	27Gam Cas	2.3000	30000.	60	24440	No
118	GOM_NL__2PRFIN20061102_115837_000000312052_00338_24440_3265.N1	02-NOV-2006 11:58:37	Bright	30.500	49	1Alp UMi	1.9900	6300.0	61	24440	No
119	GOM_NL__2PRFIN20061102_120230_000000322052_00338_24440_3266.N1	02-NOV-2006 12:02:30	Bright	32.000	60	7Bet UMi	2.0810	3950.0	64	24440	No
120	GOM_NL__2PRFIN20061102_120822_000000282052_00338_24440_3267.N1	02-NOV-2006 12:08:22	Bright	27.500	32	77Eps UMa	1.7630	11000.	55	24440	No
121	GOM_NL__2PRFIN20061102_120942_000000282052_00338_24440_3268.N1	02-NOV-2006 12:09:42	Bright	27.500	39	85Eta UMa	1.8540	24000.	55	24440	No
122	GOM_NL__2PRFIN20061102_121317_000000292052_00338_24440_3269.N1	02-NOV-2006 12:13:17	Bright	28.500	152	12Alp2CVn	2.8900	11000.	57	24440	No
123	GOM_NL__2PRFIN20061102_122044_000000302052_00338_24440_3270.N1	02-NOV-2006 12:20:44	Bright	30.000	62	94Bet Leo	2.1360	9700.0	60	24440	No
124	GOM_NL__2PRFIN20061102_123819_000000332052_00338_24440_3271.N1	02-NOV-2006 12:38:19	Dark	32.500	99	Del Cen	2.5750	26000.	65	24440	No
125	GOM_NL__2PRFIN20061102_124300_000000302052_00339_24441_3256.N1	02-NOV-2006 12:43:00	Dark	30.000	124	The Car	2.7640	30000.	60	24441	No
126	GOM_NL__2PRFIN20061102_125633_000000322052_00339_24441_3257.N1	02-NOV-2006 12:56:33	Dark	32.000	143	Alp Hyi	2.8570	7200.0	64	24441	No
127	GOM_NL__2PRFIN20061102_125756_000000342052_00339_24441_3258.N1	02-NOV-2006 12:57:56	Dark	34.000	9	Alp Eri	0.45300	24000.	68	24441	No
128	GOM_NL__2PRFIN20061102_130117_000000342052_00339_24441_3259.N1	02-NOV-2006 13:01:17	Straylight	33.500	157	The1Eri	2.9060	9300.0	67	24441	No
129	GOM_NL__2PRFIN20061102_130917_000000362052_00339_24441_3260.N1	02-NOV-2006 13:09:17	Straylight	36.000	52	16Bet Cet	2.0370	4500.0	72	24441	No
130	GOM_NL__2PRFIN20061102_131849_000000302052_00339_24441_3261.N1	02-NOV-2006 13:18:49	Bright	30.000	140	88Gam Peg	2.8340	26000.	60	24441	No
131	GOM_NL__2PRFIN20061102_132240_000000322052_00339_24441_3262.N1	02-NOV-2006 13:22:40	Bright	31.500	58	21Alp And	2.0730	11000.	63	24441	No
132	GOM_NL__2PRFIN20061102_132403_000000312052_00339_24441_3263.N1	02-NOV-2006 13:24:03	Bright	31.000	53	43Bet And	2.0480	3300.0	62	24441	No
133	GOM_NL__2PRFIN20061102_132957_000000312052_00339_24441_3264.N1	02-NOV-2006 13:29:57	Bright	30.500	68	18Alp Cas	2.2250	4500.0	61	24441	No
134	GOM_NL__2PRFIN20061102_133107_000000302052_00339_24441_3265.N1	02-NOV-2006 13:31:07	Bright	30.000	76	27Gam Cas	2.3000	30000.	60	24441	No
135	GOM_NL__2PRFIN20061102_133913_000000272052_00339_24441_3266.N1	02-NOV-2006 13:39:13	Bright	27.000	49	1Alp UMi	1.9900	6300.0	54	24441	No
136	GOM_NL__2PRFIN20061102_134306_000000272052_00339_24441_3267.N1	02-NOV-2006 13:43:06	Bright	27.000	60	7Bet UMi	2.0810	3950.0	54	24441	No
137	GOM_NL__2PRFIN20061102_134858_000000292052_00339_24441_3268.N1	02-NOV-2006 13:48:58	Bright	28.500	32	77Eps UMa	1.7630	11000.	57	24441	No
138	GOM_NL__2PRFIN20061102_135018_000000302052_00339_24441_3269.N1	02-NOV-2006 13:50:18	Bright	29.500	39	85Eta UMa	1.8540	24000.	59	24441	No
139	GOM_NL__2PRFIN20061102_135353_000000292052_00339_24441_3270.N1	02-NOV-2006 13:53:53	Bright	28.500	152	12Alp2CVn	2.8900	11000.	57	24441	No
140	GOM_NL__2PRFIN20061102_140120_000000312052_00339_24441_3271.N1	02-NOV-2006 14:01:20	Bright	30.500	62	94Bet Leo	2.1360	9700.0	61	24441	No
141	GOM_NL__2PRFIN20061102_141855_000000312052_00339_24441_3272.N1	02-NOV-2006 14:18:55	Dark	31.000	99	Del Cen	2.5750	26000.	62	24441	No
142	GOM_NL__2PRFIN20061102_142336_000000312052_00340_24442_3140.N1	02-NOV-2006 14:23:36	Dark	31.000	124	The Car	2.7640	30000.	62	24442	No
143	GOM_NL__2PRFIN20061102_143709_000000322052_00340_24442_3141.N1	02-NOV-2006 14:37:09	Dark	32.000	143	Alp Hyi	2.8570	7200.0	64	24442	No
144	GOM_NL__2PRFIN20061102_143832_000000432052_00340_24442_3142.N1	02-NOV-2006 14:38:32	Dark	43.000	9	Alp Eri	0.45300	24000.	86	24442	No
145	GOM_NL__2PRFIN20061102_144153_000000352052_00340_24442_3143.N1	02-NOV-2006 14:41:53	Straylight	34.500	157	The1Eri	2.9060	9300.0	69	24442	No
146	GOM_NL__2PRFIN20061102_144953_000000392052_00340_24442_3144.N1	02-NOV-2006 14:49:53	Straylight	39.000	52	16Bet Cet	2.0370	4500.0	78	24442	No
147	GOM_NL__2PRFIN20061102_145925_000000312052_00340_24442_3145.N1	02-NOV-2006 14:59:25	Bright	30.500	140	88Gam Peg	2.8340	26000.	61	24442	No
148	GOM_NL__2PRFIN20061102_150316_000000332052_00340_24442_3146.N1	02-NOV-2006 15:03:16	Bright	32.500	58	21Alp And	2.0730	11000.	65	24442	No
149	GOM_NL__2PRFIN20061102_150439_000000312052_00340_24442_3147.N1	02-NOV-2006 15:04:39	Bright	30.500	53	43Bet And	2.0480	3300.0	61	24442	No
150	GOM_NL__2PRFIN20061102_151033_000000302052_00340_24442_3148.N1	02-NOV-2006 15:10:33	Bright	30.000	68	18Alp Cas	2.2250	4500.0	60	24442	No
151	GOM_NL__2PRFIN20061102_151143_000000292052_00340_24442_3149.N1	02-NOV-2006 15:11:43	Bright	28.500	76	27Gam Cas	2.3000	30000.	57	24442	No
152	GOM_NL__2PRFIN20061102_151949_000000282052_00340_24442_3150.N1	02-NOV-2006 15:19:49	Bright	28.000	49	1Alp UMi	1.9900	6300.0	56	24442	No
153	GOM_NL__2PRFIN20061102_152342_000000312052_00340_24442_3151.N1	02-NOV-2006 15:23:42	Bright	30.500	60	7Bet UMi	2.0810	3950.0	61	24442	No
154	GOM_NL__2PRFIN20061102_152934_000000312052_00340_24442_3152.N1	02-NOV-2006 15:29:34	Bright	30.500	32	77Eps UMa	1.7630	11000.	61	24442	No
155	GOM_NL__2PRFIN20061102_153054_000000352052_00340_24442_3153.N1	02-NOV-2006 15:30:54	Bright	34.500	39	85Eta UMa	1.8540	24000.	69	24442	No
156	GOM_NL__2PRFIN20061102_154156_000000312052_00340_24442_3154.N1	02-NOV-2006 15:41:56	Bright	30.500	62	94Bet Leo	2.1360	9700.0	61	24442	No
157	GOM_NL__2PRFIN20061102_155931_000000312052_00340_24442_3155.N1	02-NOV-2006 15:59:31	Dark	30.500	99	Del Cen	2.5750	26000.	61	24442	No
158	GOM_NL__2PRFIN20061102_160412_000000322052_00341_24443_3140.N1	02-NOV-2006 16:04:12	Dark	31.500	124	The Car	2.7640	30000.	63	24443	No
159	GOM_NL__2PRFIN20061102_161745_000000312052_00341_24443_3141.N1	02-NOV-2006 16:17:45	Dark	31.000	143	Alp Hyi	2.8570	7200.0	62	24443	No
160	GOM_NL__2PRFIN20061102_161908_000000432052_00341_24443_3142.N1	02-NOV-2006 16:19:08	Dark	42.500	9	Alp Eri	0.45300	24000.	85	24443	No

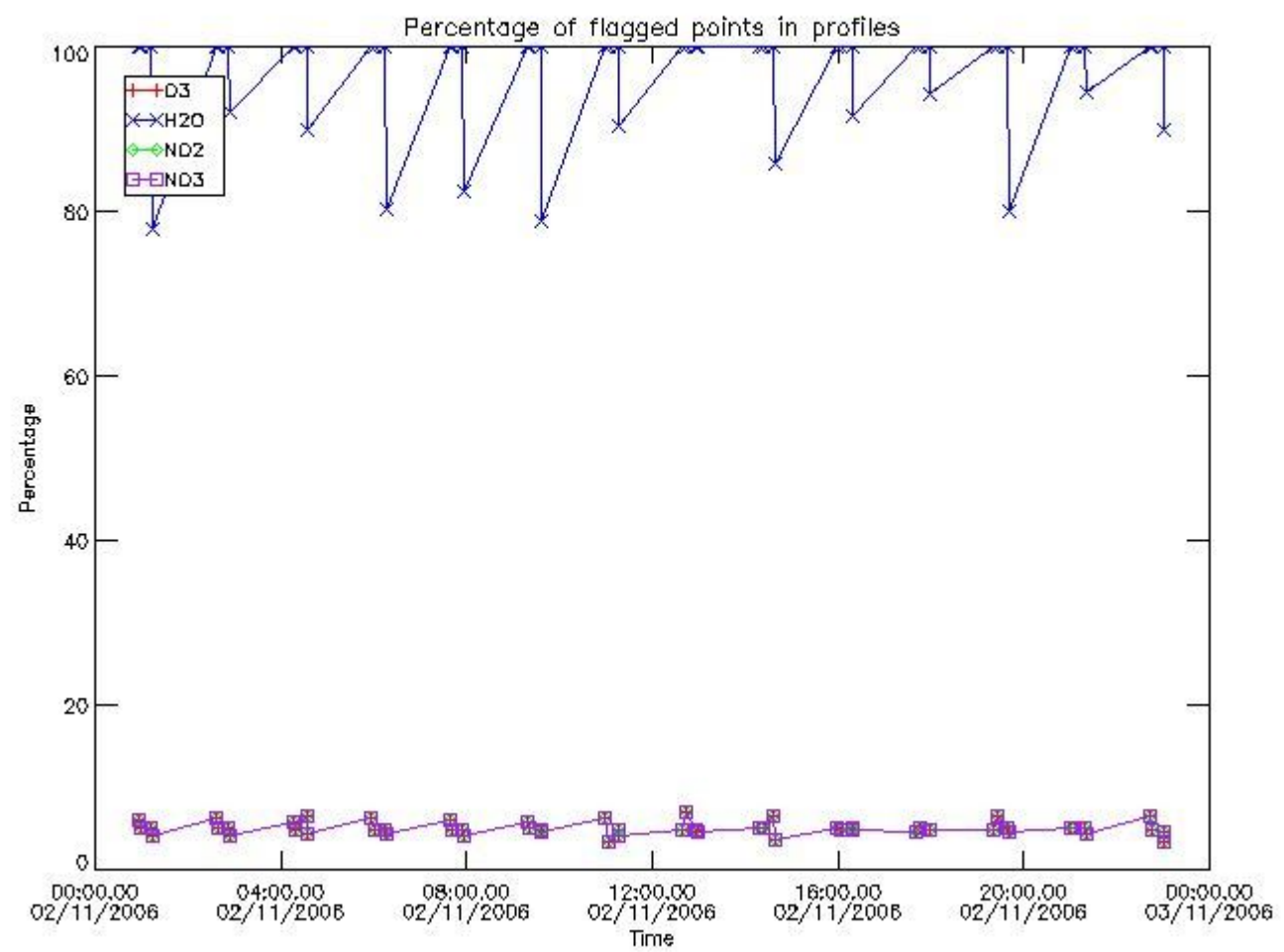
161	GOM_NL__2PRFIN20061102_162230_000000342052_00341_24443_3143.N1	02-NOV-2006 16:22:30	Straylight	33.500	157	The1Eri	2.9060	9300.0	67	24443	No
162	GOM_NL__2PRFIN20061102_163029_000000382052_00341_24443_3144.N1	02-NOV-2006 16:30:29	Straylight	37.500	52	16Bet Cet	2.0370	4500.0	75	24443	No
163	GOM_NL__2PRFIN20061102_164001_000000312052_00341_24443_3145.N1	02-NOV-2006 16:40:01	Bright	30.500	140	88Gam Peg	2.8340	26000.	61	24443	No
164	GOM_NL__2PRFIN20061102_164352_000000322052_00341_24443_3146.N1	02-NOV-2006 16:43:52	Bright	31.500	58	21Alp And	2.0730	11000.	63	24443	No
165	GOM_NL__2PRFIN20061102_164515_000000322052_00341_24443_3147.N1	02-NOV-2006 16:45:15	Bright	31.500	53	43Bet And	2.0480	3300.0	63	24443	No
166	GOM_NL__2PRFIN20061102_165109_000000312052_00341_24443_3148.N1	02-NOV-2006 16:51:09	Bright	31.000	68	18Alp Cas	2.2250	4500.0	62	24443	No
167	GOM_NL__2PRFIN20061102_165219_000000302052_00341_24443_3149.N1	02-NOV-2006 16:52:19	Bright	30.000	76	27Gam Cas	2.3000	30000.	60	24443	No
168	GOM_NL__2PRFIN20061102_170025_000000312052_00341_24443_3150.N1	02-NOV-2006 17:00:25	Bright	31.000	49	1Alp UMi	1.9900	6300.0	62	24443	No
169	GOM_NL__2PRFIN20061102_170419_000000302052_00341_24443_3151.N1	02-NOV-2006 17:04:19	Bright	30.000	60	7Bet UMi	2.0810	3950.0	60	24443	No
170	GOM_NL__2PRFIN20061102_171010_000000292052_00341_24443_3152.N1	02-NOV-2006 17:10:10	Bright	28.500	32	77Eps UMa	1.7630	11000.	57	24443	No
171	GOM_NL__2PRFIN20061102_171130_000000302052_00341_24443_3153.N1	02-NOV-2006 17:11:30	Bright	29.500	39	85Eta UMa	1.8540	24000.	59	24443	No
172	GOM_NL__2PRFIN20061102_171505_000000292052_00341_24443_3154.N1	02-NOV-2006 17:15:05	Bright	28.500	152	12Alp2CVn	2.8900	11000.	57	24443	No
173	GOM_NL__2PRFIN20061102_172233_000000302052_00341_24443_3155.N1	02-NOV-2006 17:22:33	Bright	30.000	62	94Bet Leo	2.1360	9700.0	60	24443	No
174	GOM_NL__2PRFIN20061102_174007_000000342052_00341_24443_3156.N1	02-NOV-2006 17:40:07	Dark	34.000	99	Del Cen	2.5750	26000.	68	24443	No
175	GOM_NL__2PRFIN20061102_174448_000000312052_00342_24444_3140.N1	02-NOV-2006 17:44:48	Dark	31.000	124	The Car	2.7640	30000.	62	24444	No
176	GOM_NL__2PRFIN20061102_175821_000000332052_00342_24444_3141.N1	02-NOV-2006 17:58:21	Dark	33.000	143	Alp Hyi	2.8570	7200.0	66	24444	No
177	GOM_NL__2PRFIN20061102_175944_000000442052_00342_24444_3142.N1	02-NOV-2006 17:59:44	Dark	43.500	9	Alp Eri	0.45300	24000.	87	24444	No
178	GOM_NL__2PRFIN20061102_180306_000000362052_00342_24444_3143.N1	02-NOV-2006 18:03:06	Straylight	35.500	157	The1Eri	2.9060	9300.0	71	24444	No
179	GOM_NL__2PRFIN20061102_181105_000000372052_00342_24444_3144.N1	02-NOV-2006 18:11:05	Straylight	37.000	52	16Bet Cet	2.0370	4500.0	74	24444	No
180	GOM_NL__2PRFIN20061102_182037_000000302052_00342_24444_3145.N1	02-NOV-2006 18:20:37	Bright	29.500	140	88Gam Peg	2.8340	26000.	59	24444	No
181	GOM_NL__2PRFIN20061102_182428_000000322052_00342_24444_3146.N1	02-NOV-2006 18:24:28	Bright	31.500	58	21Alp And	2.0730	11000.	63	24444	No
182	GOM_NL__2PRFIN20061102_182551_000000322052_00342_24444_3147.N1	02-NOV-2006 18:25:51	Bright	32.000	53	43Bet And	2.0480	3300.0	64	24444	No
183	GOM_NL__2PRFIN20061102_183145_000000312052_00342_24444_3148.N1	02-NOV-2006 18:31:45	Bright	30.500	68	18Alp Cas	2.2250	4500.0	61	24444	No
184	GOM_NL__2PRFIN20061102_183255_000000312052_00342_24444_3149.N1	02-NOV-2006 18:32:55	Bright	30.500	76	27Gam Cas	2.3000	30000.	61	24444	No
185	GOM_NL__2PRFIN20061102_184101_000000302052_00342_24444_3150.N1	02-NOV-2006 18:41:01	Bright	29.500	49	1Alp UMi	1.9900	6300.0	59	24444	No
186	GOM_NL__2PRFIN20061102_184455_000000462052_00342_24444_3151.N1	02-NOV-2006 18:44:55	Bright	46.000	60	7Bet UMi	2.0810	3950.0	92	24444	No
187	GOM_NL__2PRFIN20061102_185046_000000302052_00342_24444_3152.N1	02-NOV-2006 18:50:46	Bright	29.500	32	77Eps UMa	1.7630	11000.	59	24444	No
188	GOM_NL__2PRFIN20061102_185206_000000462052_00342_24444_3153.N1	02-NOV-2006 18:52:06	Bright	46.000	39	85Eta UMa	1.8540	24000.	92	24444	No
189	GOM_NL__2PRFIN20061102_190309_000000292052_00342_24444_3154.N1	02-NOV-2006 19:03:09	Bright	29.000	62	94Bet Leo	2.1360	9700.0	58	24444	No
190	GOM_NL__2PRFIN20061102_192043_000000322052_00342_24444_3155.N1	02-NOV-2006 19:20:43	Dark	31.500	99	Del Cen	2.5750	26000.	63	24444	No
191	GOM_NL__2PRFIN20061102_192524_000000322052_00343_24445_3140.N1	02-NOV-2006 19:25:24	Dark	32.000	124	The Car	2.7640	30000.	64	24445	No
192	GOM_NL__2PRFIN20061102_193857_000000312052_00343_24445_3141.N1	02-NOV-2006 19:38:57	Dark	30.500	143	Alp Hyi	2.8570	7200.0	61	24445	No
193	GOM_NL__2PRFIN20061102_194020_000000462052_00343_24445_3142.N1	02-NOV-2006 19:40:20	Dark	45.500	9	Alp Eri	0.45300	24000.	91	24445	No
194	GOM_NL__2PRFIN20061102_194342_000000362052_00343_24445_3143.N1	02-NOV-2006 19:43:42	Straylight	35.500	157	The1Eri	2.9060	9300.0	71	24445	No
195	GOM_NL__2PRFIN20061102_195141_000000342052_00343_24445_3144.N1	02-NOV-2006 19:51:41	Straylight	34.000	52	16Bet Cet	2.0370	4500.0	68	24445	No
196	GOM_NL__2PRFIN20061102_200113_000000302052_00343_24445_3145.N1	02-NOV-2006 20:01:13	Bright	29.500	140	88Gam Peg	2.8340	26000.	59	24445	No
197	GOM_NL__2PRFIN20061102_200504_000000322052_00343_24445_3146.N1	02-NOV-2006 20:05:04	Bright	31.500	58	21Alp And	2.0730	11000.	63	24445	No
198	GOM_NL__2PRFIN20061102_200627_000000322052_00343_24445_3147.N1	02-NOV-2006 20:06:27	Bright	31.500	53	43Bet And	2.0480	3300.0	63	24445	No
199	GOM_NL__2PRFIN20061102_201221_000000312052_00343_24445_3148.N1	02-NOV-2006 20:12:21	Bright	31.000	68	18Alp Cas	2.2250	4500.0	62	24445	No
200	GOM_NL__2PRFIN20061102_201331_000000302052_00343_24445_3149.N1	02-NOV-2006 20:13:31	Bright	30.000	76	27Gam Cas	2.3000	30000.	60	24445	No
201	GOM_NL__2PRFIN20061102_202137_000000302052_00343_24445_3150.N1	02-NOV-2006 20:21:37	Bright	30.000	49	1Alp UMi	1.9900	6300.0	60	24445	No
202	GOM_NL__2PRFIN20061102_202531_000000272052_00343_24445_3151.N1	02-NOV-2006 20:25:31	Bright	26.500	60	7Bet UMi	2.0810	3950.0	53	24445	No
203	GOM_NL__2PRFIN20061102_203122_000000322052_00343_24445_3152.N1	02-NOV-2006 20:31:22	Bright	31.500	32	77Eps UMa	1.7630	11000.	63	24445	No
204	GOM_NL__2PRFIN20061102_203242_000000292052_00343_24445_3153.N1	02-NOV-2006 20:32:42	Bright	28.500	39	85Eta UMa	1.8540	24000.	57	24445	No
205	GOM_NL__2PRFIN20061102_203617_000000282052_00343_24445_3154.N1	02-NOV-2006 20:36:17	Bright	28.000	152	12Alp2CVn	2.8900	11000.	56	24445	No
206	GOM_NL__2PRFIN20061102_204345_000000302052_00343_24445_3155.N1	02-NOV-2006 20:43:45	Bright	29.500	62	94Bet Leo	2.1360	9700.0	59	24445	No
207	GOM_NL__2PRFIN20061102_210119_000000312052_00343_24445_3156.N1	02-NOV-2006 21:01:19	Dark	31.000	99	Del Cen	2.5750	26000.	62	24445	No
208	GOM_NL__2PRFIN20061102_210601_000000302052_00344_24446_3140.N1	02-NOV-2006 21:06:01	Dark	30.000	124	The Car	2.7640	30000.	60	24446	No
209	GOM_NL__2PRFIN20061102_211933_000000302052_00344_24446_3141.N1	02-NOV-2006 21:19:33	Dark	30.000	143	Alp Hyi	2.8570	7200.0	60	24446	No
210	GOM_NL__2PRFIN20061102_212056_000000372052_00344_24446_3142.N1	02-NOV-2006 21:20:56	Dark	36.500	9	Alp Eri	0.45300	24000.	73	24446	No
211	GOM_NL__2PRFIN20061102_212418_000000342052_00344_24446_3143.N1	02-NOV-2006 21:24:18	Straylight	34.000	157	The1Eri	2.9060	9300.0	68	24446	No
212	GOM_NL__2PRFIN20061102_213217_000000392052_00344_24446_3144.N1	02-NOV-2006 21:32:17	Straylight	38.500	52	16Bet Cet	2.0370	4500.0	77	24446	No
213	GOM_NL__2PRFIN20061102_214150_000000302052_00344_24446_3145.N1	02-NOV-2006 21:41:50	Bright	29.500	140	88Gam Peg	2.8340	26000.	59	24446	No
214	GOM_NL__2PRFIN20061102_214540_000000322052_00344_24446_3146.N1	02-NOV-2006 21:45:40	Bright	31.500	58	21Alp And	2.0730	11000.	63	24446	No
215	GOM_NL__2PRFIN20061102_214703_000000312052_00344_24446_3147.N1	02-NOV-2006 21:47:03	Bright	30.500	53	43Bet And	2.0480	3300.0	61	24446	No
216	GOM_NL__2PRFIN20061102_215257_000000312052_00344_24446_3148.N1	02-NOV-2006 21:52:57	Bright	30.500	68	18Alp Cas	2.2250	4500.0	61	24446	No
217	GOM_NL__2PRFIN20061102_215407_000000302052_00344_24446_3149.N1	02-NOV-2006 21:54:07	Bright	30.000	76	27Gam Cas	2.3000	30000.	60	24446	No
218	GOM_NL__2PRFIN20061102_220213_000000312052_00344_24446_3150.N1	02-NOV-2006 22:02:13	Bright	30.500	49	1Alp UMi	1.9900	6300.0	61	24446	No
219	GOM_NL__2PRFIN20061102_220607_000000262052_00344_24446_3151.N1	02-NOV-2006 22:06:07	Bright	26.000	60	7Bet UMi	2.0810	3950.0	52	24446	No

220	GOM_NL__2PRFIN20061102_221158_000000312052_00344_24446_3152.N1	02-NOV-2006 22:11:58	Bright	30.500	32	77Eps UMa	1.7630	11000.	61	24446	No
221	GOM_NL__2PRFIN20061102_221318_000000312052_00344_24446_3153.N1	02-NOV-2006 22:13:18	Bright	30.500	39	85Eta UMa	1.8540	24000.	61	24446	No
222	GOM_NL__2PRFIN20061102_221653_000000262052_00344_24446_3154.N1	02-NOV-2006 22:16:53	Bright	26.000	152	12Alp2CVn	2.8900	11000.	52	24446	No
223	GOM_NL__2PRFIN20061102_222421_000000302052_00344_24446_3155.N1	02-NOV-2006 22:24:21	Bright	30.000	62	94Bet Leo	2.1360	9700.0	60	24446	No
224	GOM_NL__2PRFIN20061102_224156_000000322052_00344_24446_3156.N1	02-NOV-2006 22:41:56	Dark	32.000	99	Del Cen	2.5750	26000.	64	24446	No
225	GOM_NL__2PRFIN20061102_224637_000000322052_00345_24447_3140.N1	02-NOV-2006 22:46:37	Dark	32.000	124	The Car	2.7640	30000.	64	24447	No
226	GOM_NL__2PRFIN20061102_230009_000000342052_00345_24447_3141.N1	02-NOV-2006 23:00:09	Dark	34.000	143	Alp Hyi	2.8570	7200.0	68	24447	No
227	GOM_NL__2PRFIN20061102_230132_000000452052_00345_24447_3142.N1	02-NOV-2006 23:01:32	Dark	45.000	9	Alp Eri	0.45300	24000.	90	24447	No
228	GOM_NL__2PRFIN20061102_230455_000000352052_00345_24447_3143.N1	02-NOV-2006 23:04:55	Straylight	34.500	157	The1Eri	2.9060	9300.0	69	24447	No
229	GOM_NL__2PRFIN20061102_231253_000000382052_00345_24447_3144.N1	02-NOV-2006 23:12:53	Straylight	38.000	52	16Bet Cet	2.0370	4500.0	76	24447	No
230	GOM_NL__2PRFIN20061102_232226_000000302052_00345_24447_3145.N1	02-NOV-2006 23:22:26	Bright	29.500	140	88Gam Peg	2.8340	26000.	59	24447	No
231	GOM_NL__2PRFIN20061102_232617_000000322052_00345_24447_3146.N1	02-NOV-2006 23:26:17	Bright	32.000	58	21Alp And	2.0730	11000.	64	24447	No
232	GOM_NL__2PRFIN20061102_232739_000000332052_00345_24447_3147.N1	02-NOV-2006 23:27:39	Bright	32.500	53	43Bet And	2.0480	3300.0	65	24447	No
233	GOM_NL__2PRFIN20061102_233333_000000282052_00345_24447_3148.N1	02-NOV-2006 23:33:33	Bright	27.500	68	18Alp Cas	2.2250	4500.0	55	24447	No
234	GOM_NL__2PRFIN20061102_233443_000000292052_00345_24447_3149.N1	02-NOV-2006 23:34:43	Bright	29.000	76	27Gam Cas	2.3000	30000.	58	24447	No
235	GOM_NL__2PRFIN20061102_234249_000000262052_00345_24447_3150.N1	02-NOV-2006 23:42:49	Bright	26.000	49	1Alp UMi	1.9900	6300.0	52	24447	No
236	GOM_NL__2PRFIN20061102_234643_000000302052_00345_24447_3151.N1	02-NOV-2006 23:46:43	Bright	30.000	60	7Bet UMi	2.0810	3950.0	60	24447	No
237	GOM_NL__2PRFIN20061102_235234_000000302052_00345_24447_3152.N1	02-NOV-2006 23:52:34	Bright	29.500	32	77Eps UMa	1.7630	11000.	59	24447	No
238	GOM_NL__2PRFIN20061102_235354_000000302052_00345_24447_3153.N1	02-NOV-2006 23:53:54	Bright	30.000	39	85Eta UMa	1.8540	24000.	60	24447	No
239	GOM_NL__2PRFIN20061102_235729_000000282052_00345_24447_3154.N1	02-NOV-2006 23:57:29	Bright	28.000	152	12Alp2CVn	2.8900	11000.	56	24447	No

3. Quality information per product


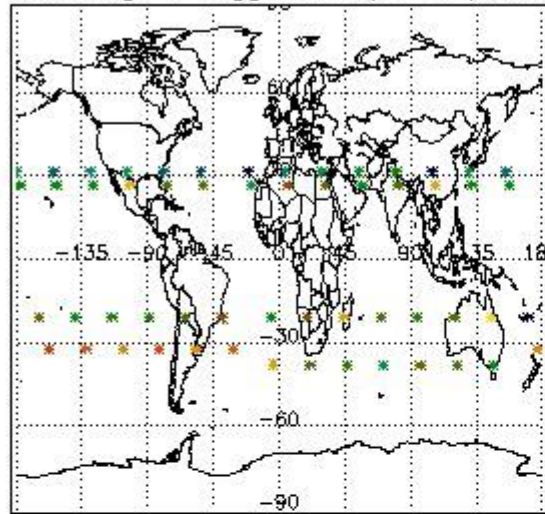
In this section it is plotted some information contained in the Quality Summary data set of the level 2 products. Only products in dark limb conditions and without errors (error flag in the MPH set to "0") are used.

3.1 Plot quality information per product (time dependant)

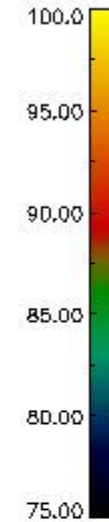
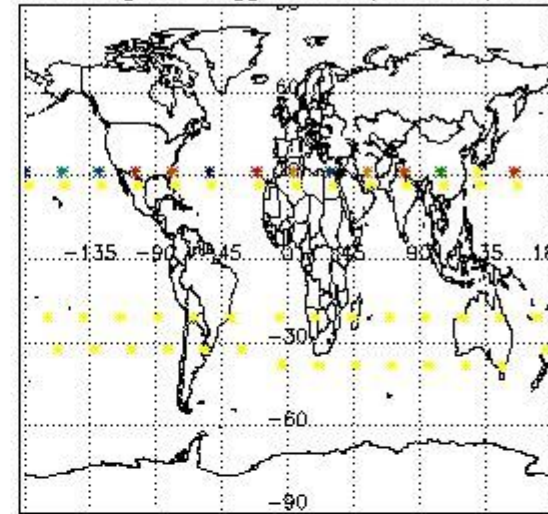


3.2 Plot quality information per product (world map)

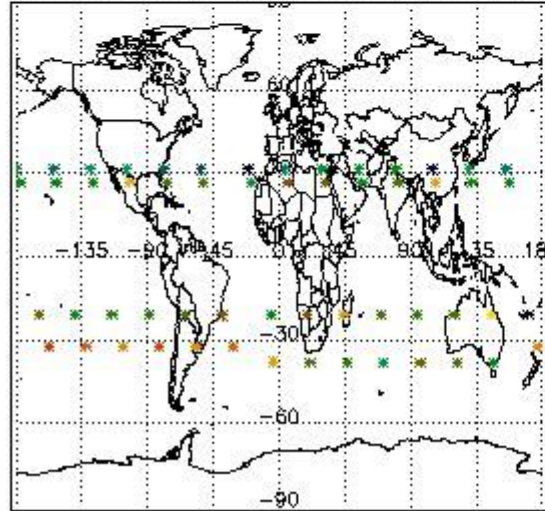
Percentage of flagged data per O3 profile



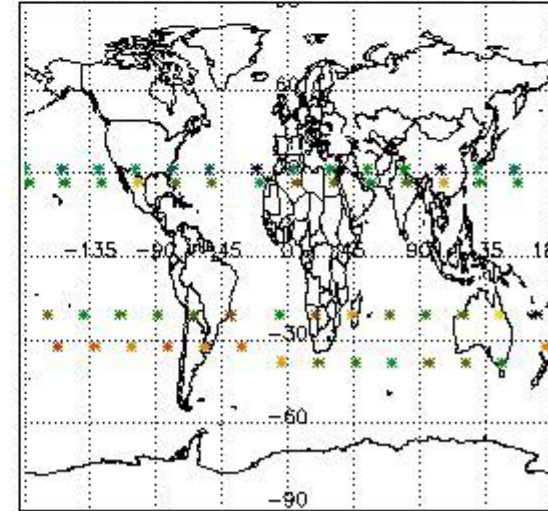
Percentage of flagged data per H2O profile



Percentage of flagged data per NO2 profile



Percentage of flagged data per NO3 profile

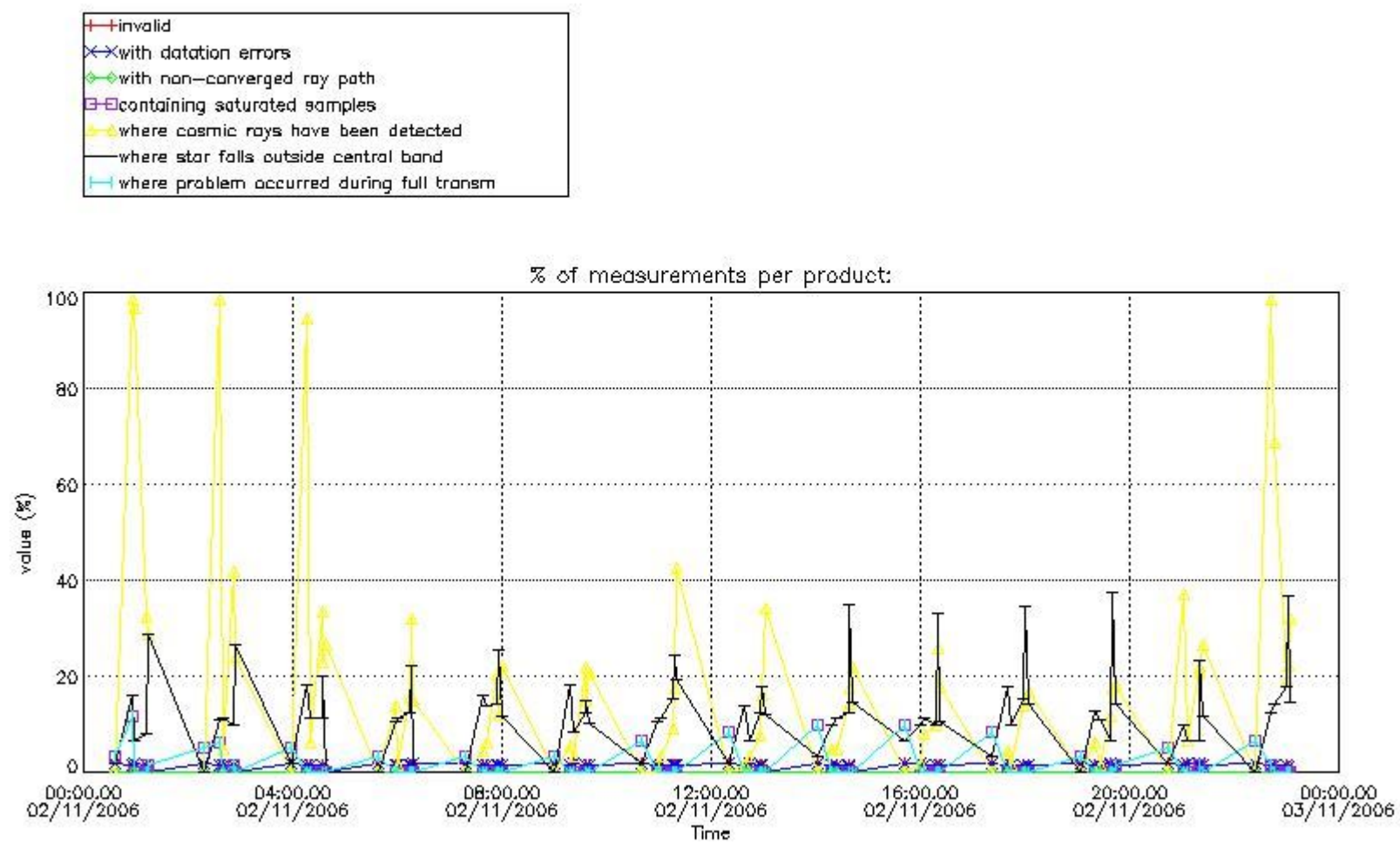


4. Level 1 quality information per product

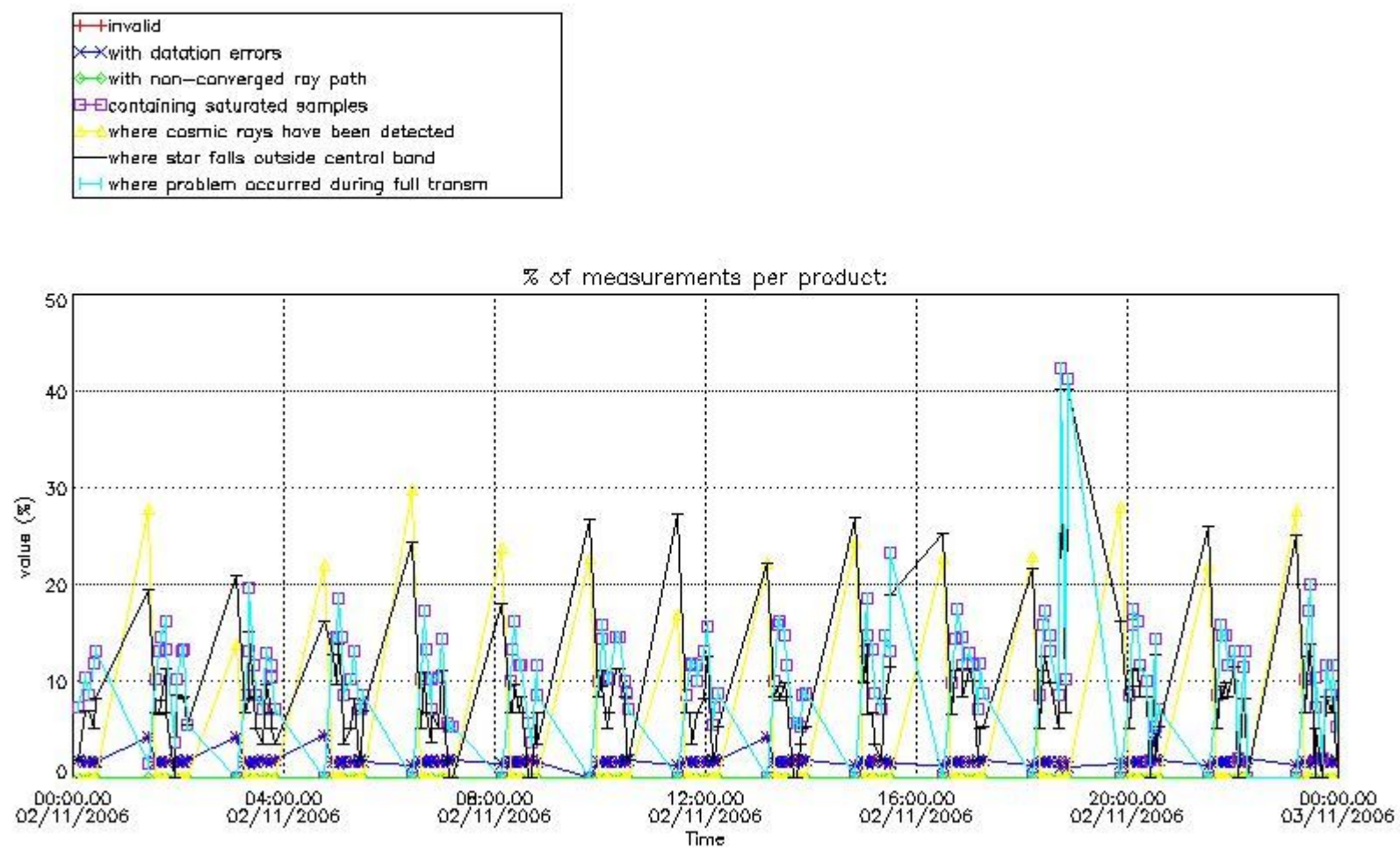
In this section it is plotted some information contained in the Quality Summary data set of the level 2 products that comes from the level 1b processing. Products without errors (error flag in the MPH set to "0") are used.

4.1 Plot quality information per product (time dependant) coming from level 1b processing

4.1.1 Plot level 1 quality information per product (time dependant): ENVISAT ASCENDING passes



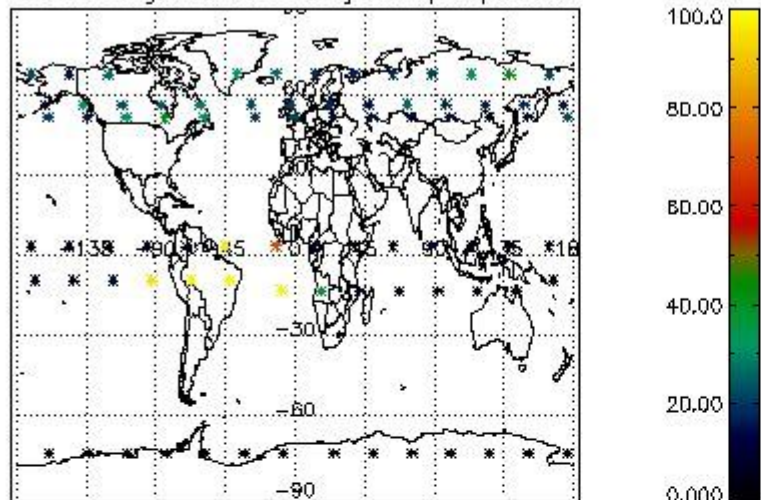
4.1.2 Plot level 1 quality information per product (time dependant): ENVI SAT DESCENDING passes



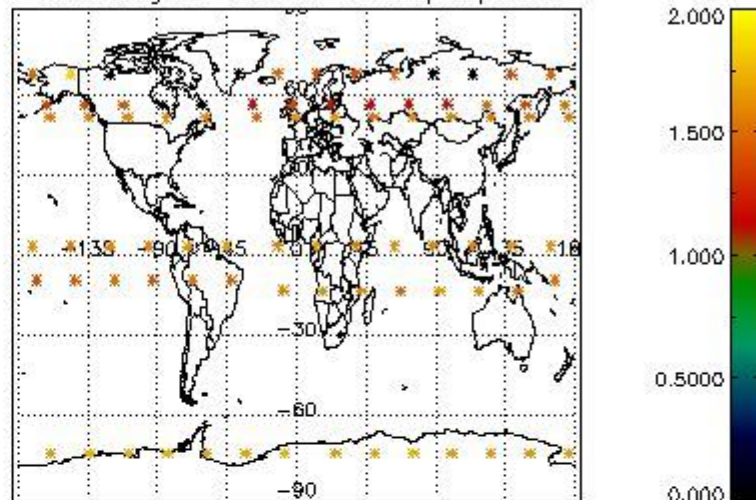
4.2 Plot quality information per product coming from level 1b processing (world map)

4.2.1 Plot level 1 quality information per product (world map): ENVISAT ASCENDING passes

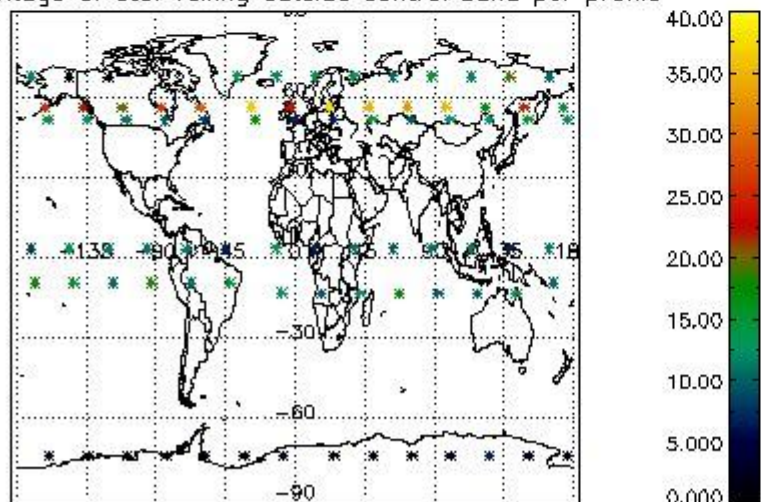
Percentage of cosmic ray hits per profile



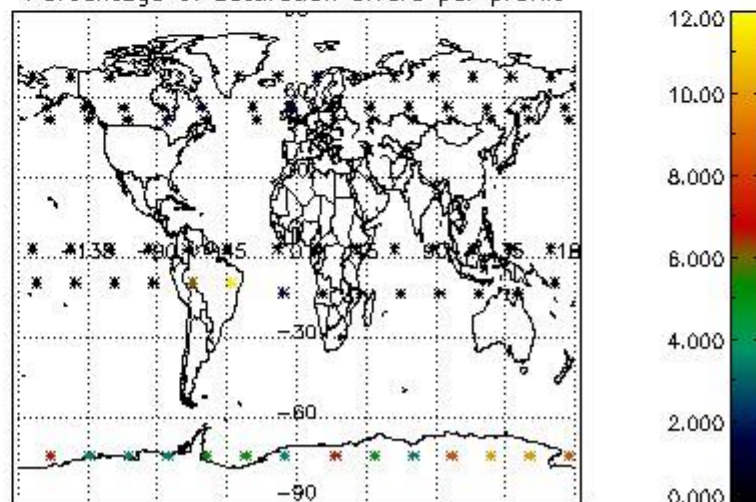
Percentage of datation errors per profile



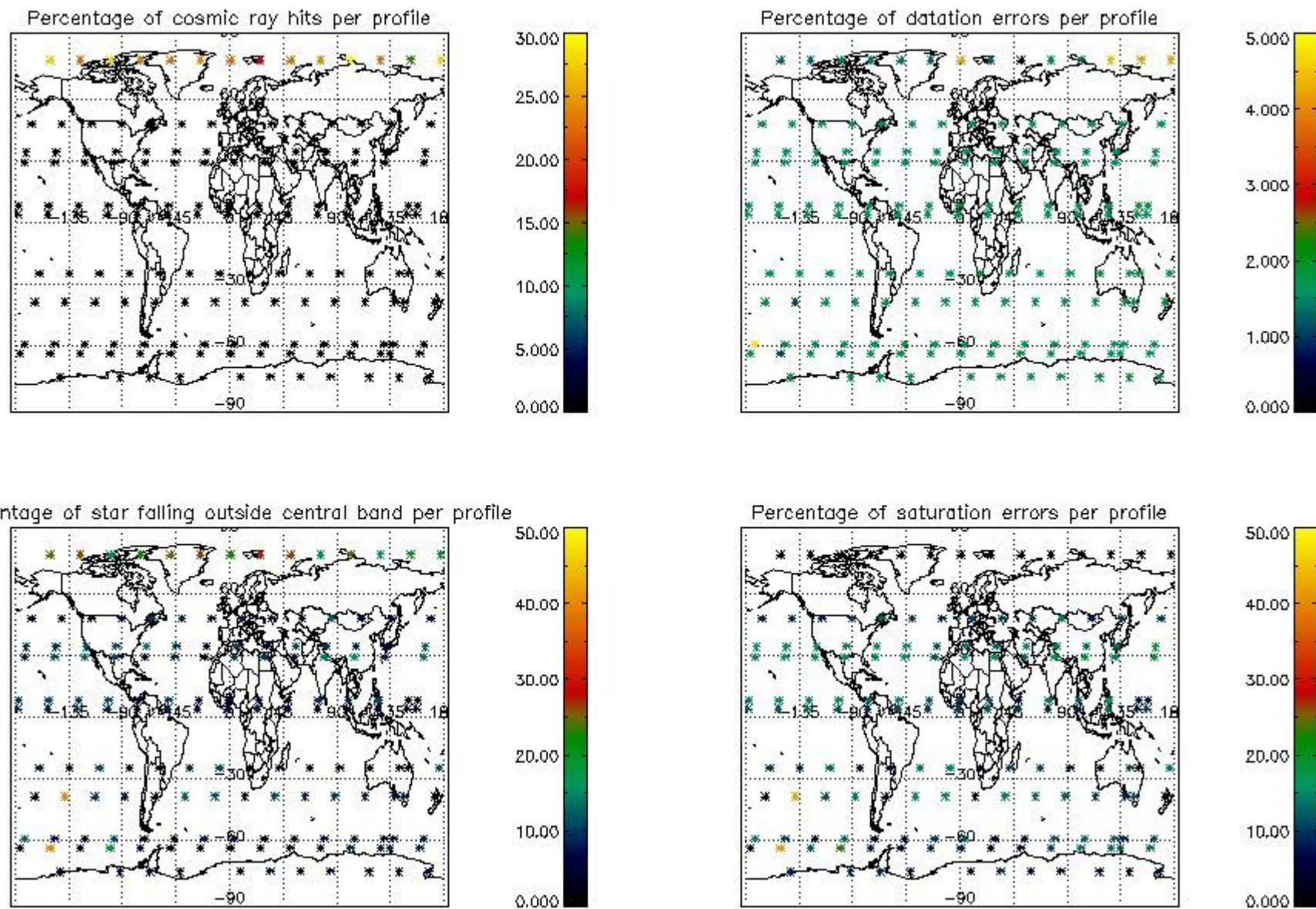
Percentage of star falling outside central band per profile



Percentage of saturation errors per profile



4.2.2 Plot level 1 quality information per product (world map): ENVISAT DESCENDING passes



5. Trace gas profiles

5.1 Ozone statistics based on quality of products

The final quality of the products can be "measured" using the STD (Standard Deviation) attached to every point profile. This information is written to the parameter GOM_NL__2P/NL_LOCAL_SPECIES_DENSITY/o3_std of the level 2 products. The table below shows the statistics for given STD ranges.

The statistics are given with respect to the overall valid production:

- Products without fatal errors: GOM_NL__2P/MPH/PRODUCT_ERR=0
- Valid point profile: GOM_NL__2P/NL_LOCAL_SPECIES_DENSITY/pcd(0)=0

The 'Criteria' is applied to valid points of dark limb products:

- Products in dark limb illumination condition: GOM_NL__2P/NL_SUMMARY_QUALITY/obs_ill_cond=0
- Products without fatal errors: GOM_NL__2P/MPH/PRODUCT_ERR=0
- Valid point profile: GOM_NL__2P/NL_LOCAL_SPECIES_DENSITY/pcd(0)=0

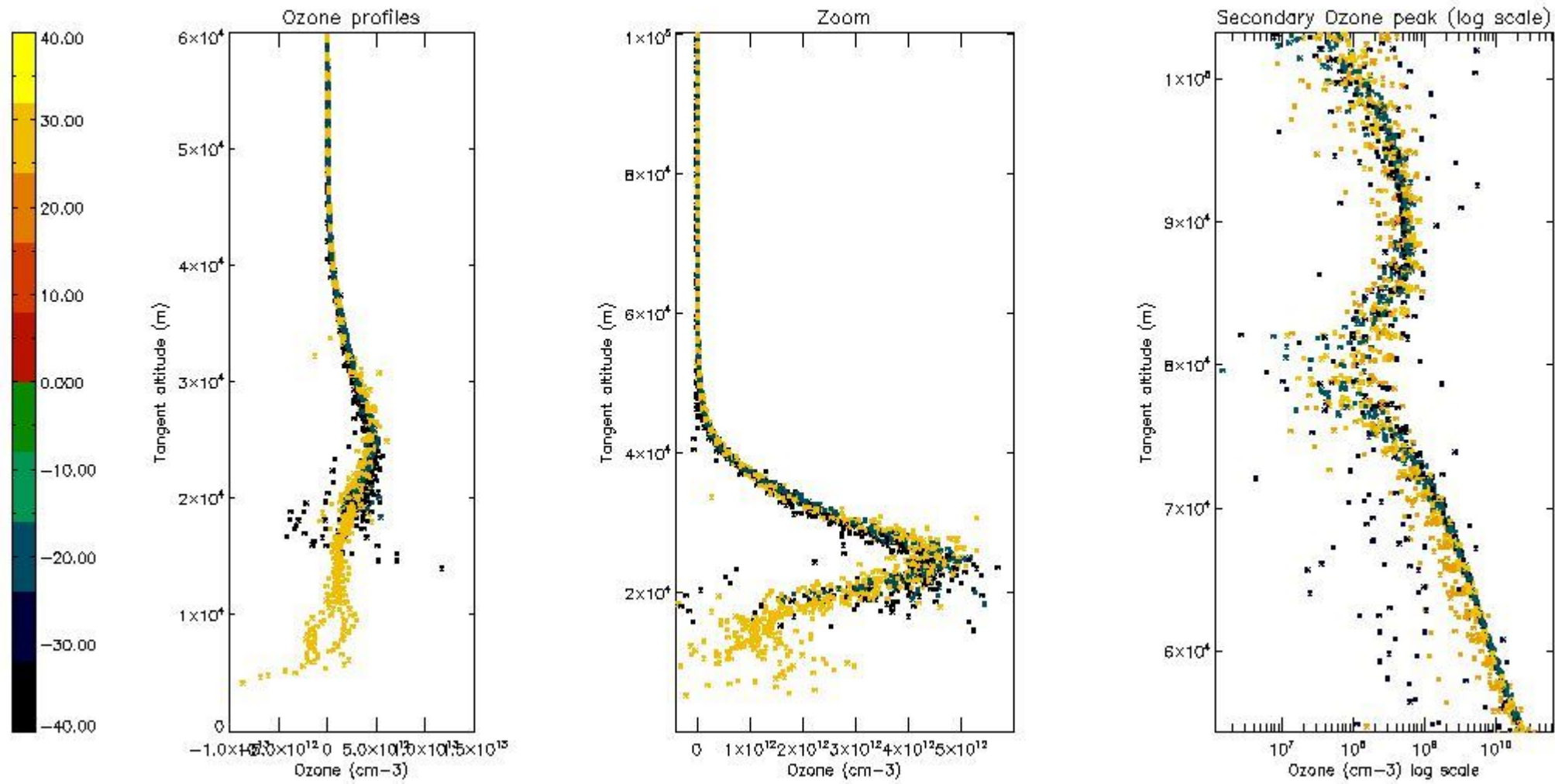
So, the table below shows the percentage of dark limb and valid observations for each criteria with respect to the overall valid daily observations.

Criteria	% of total production
All STD	26
STD < 20	17

STD < 10	13
STD < 5	8

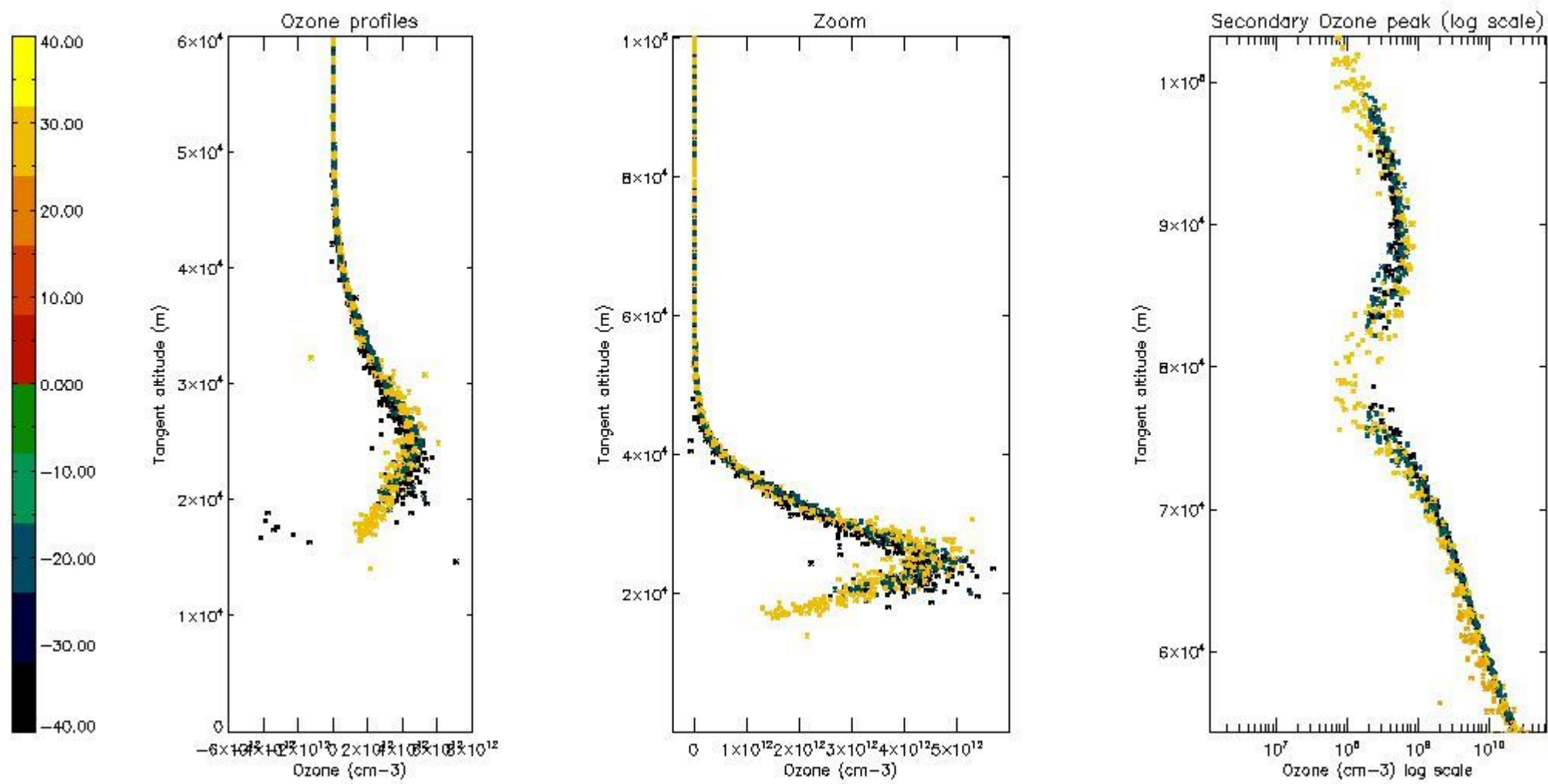
5.2 Plot ozone profiles for all STD (dark without errors)

The colorbar represents the latitude.



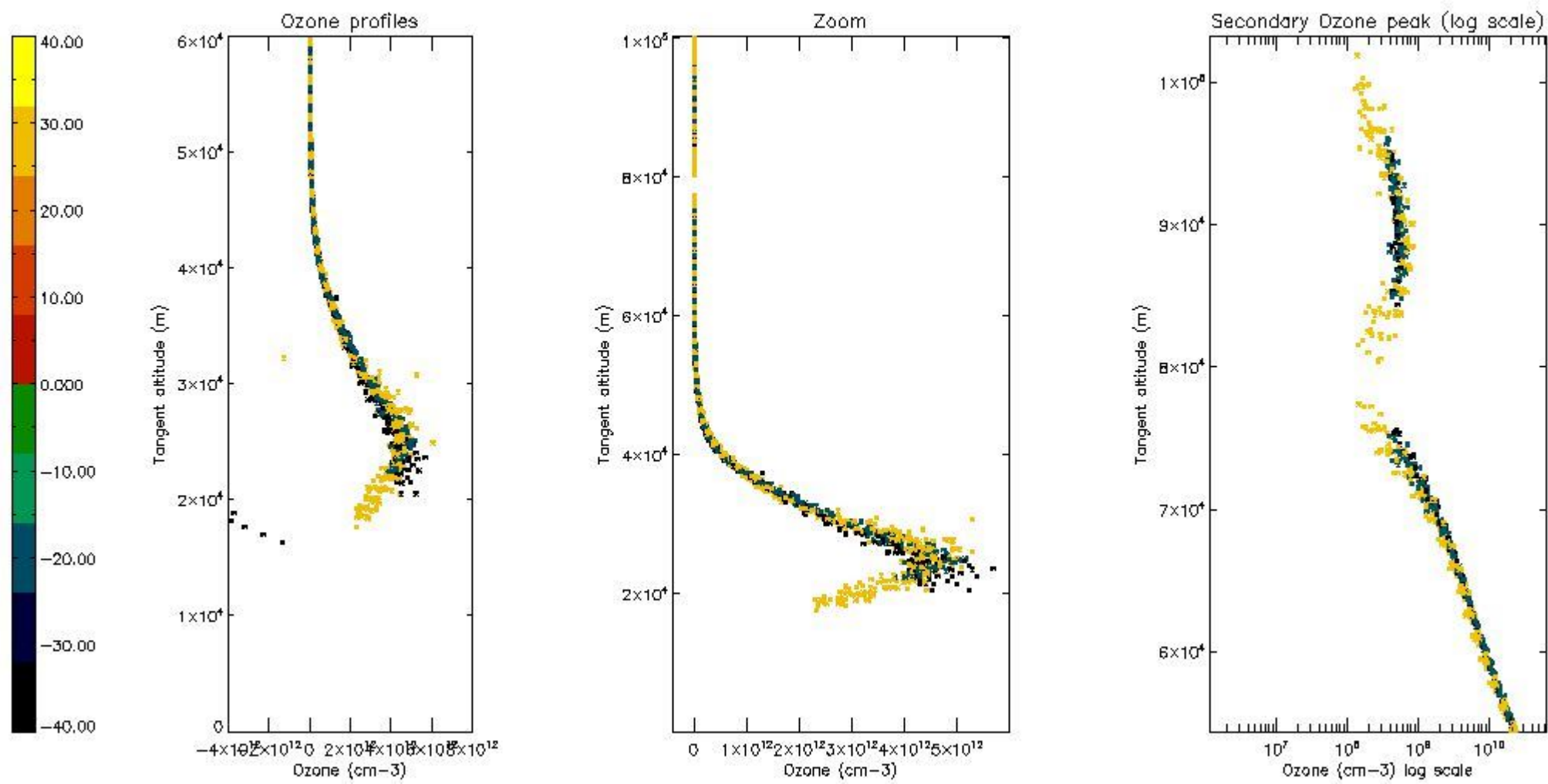
5.3 Plot ozone profiles where STD < 20% (dark without errors)

The colorbar represents the latitude.



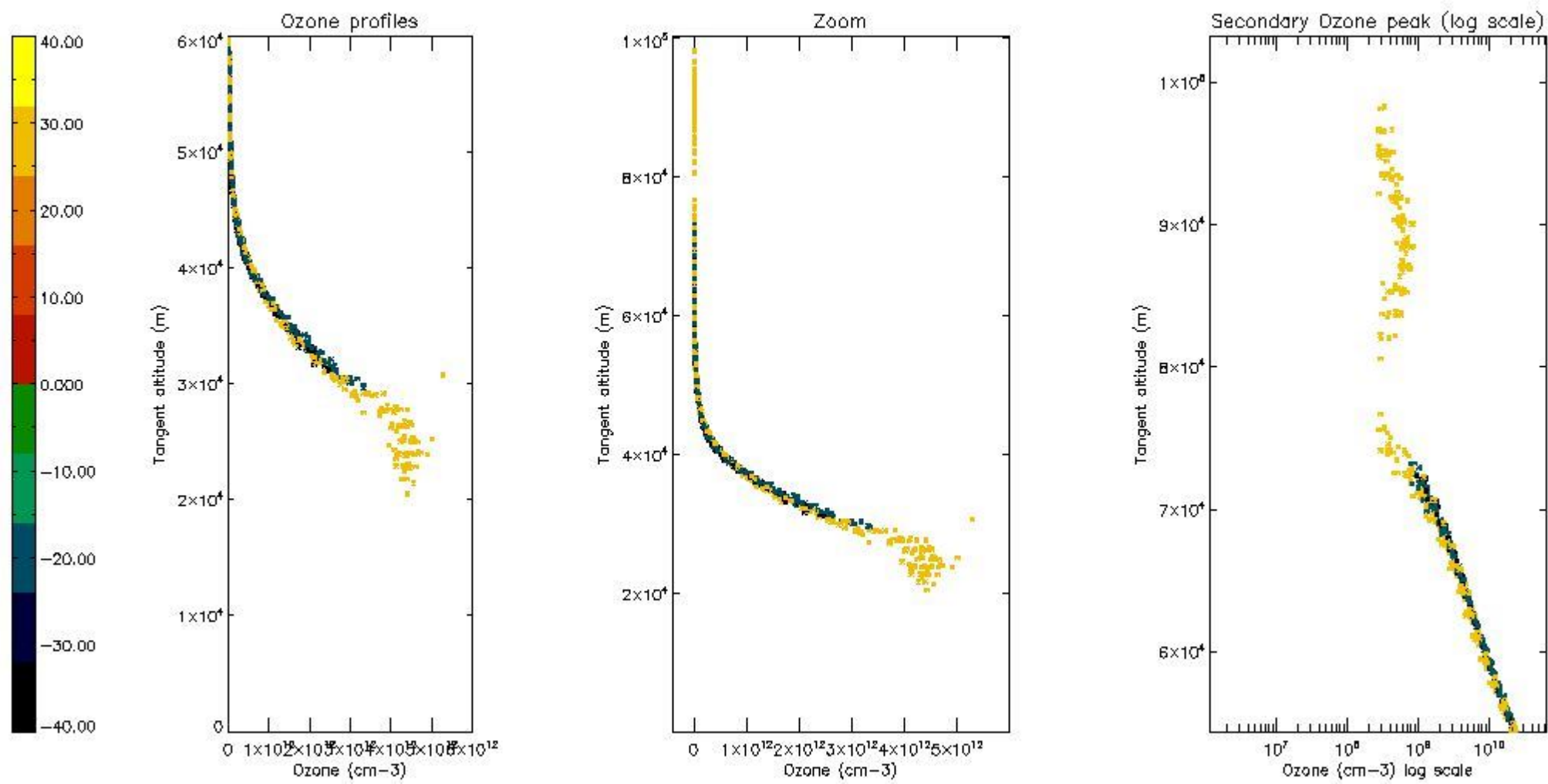
5.4 Plot ozone profiles where $STD < 10\%$ (dark without errors)

The colorbar represents the latitude.



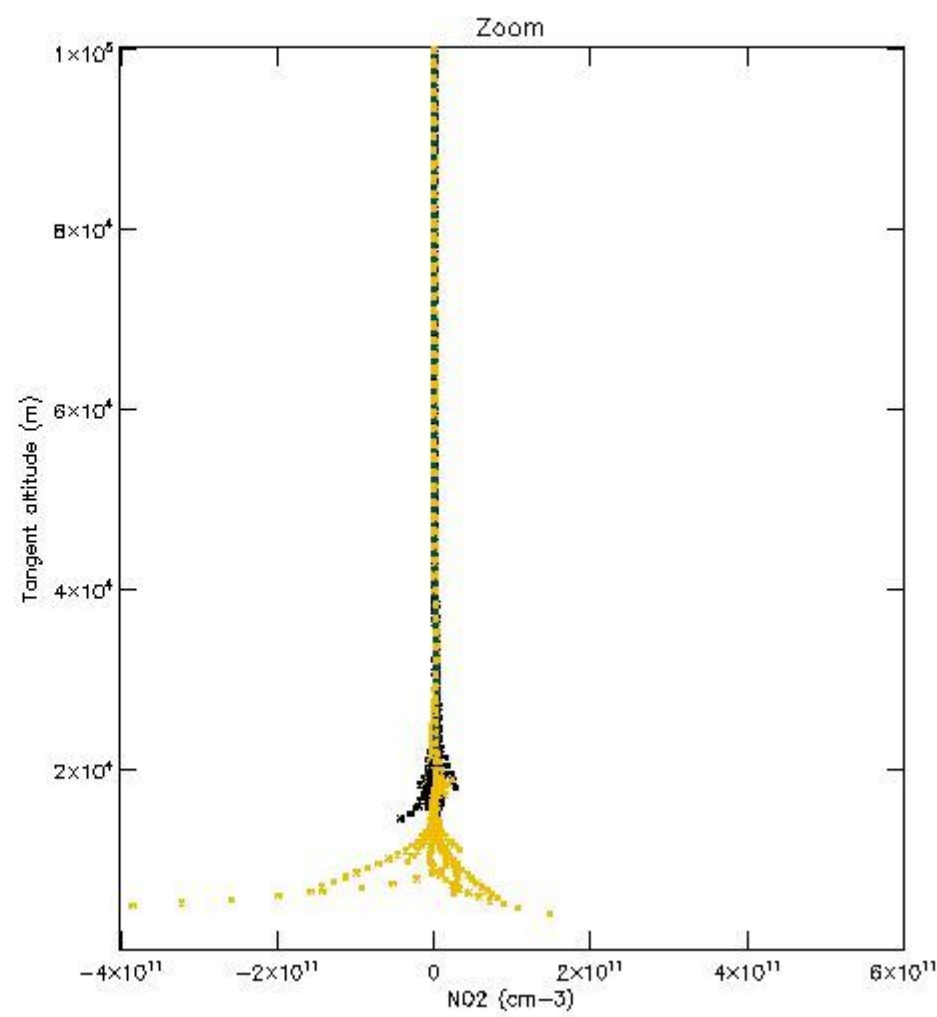
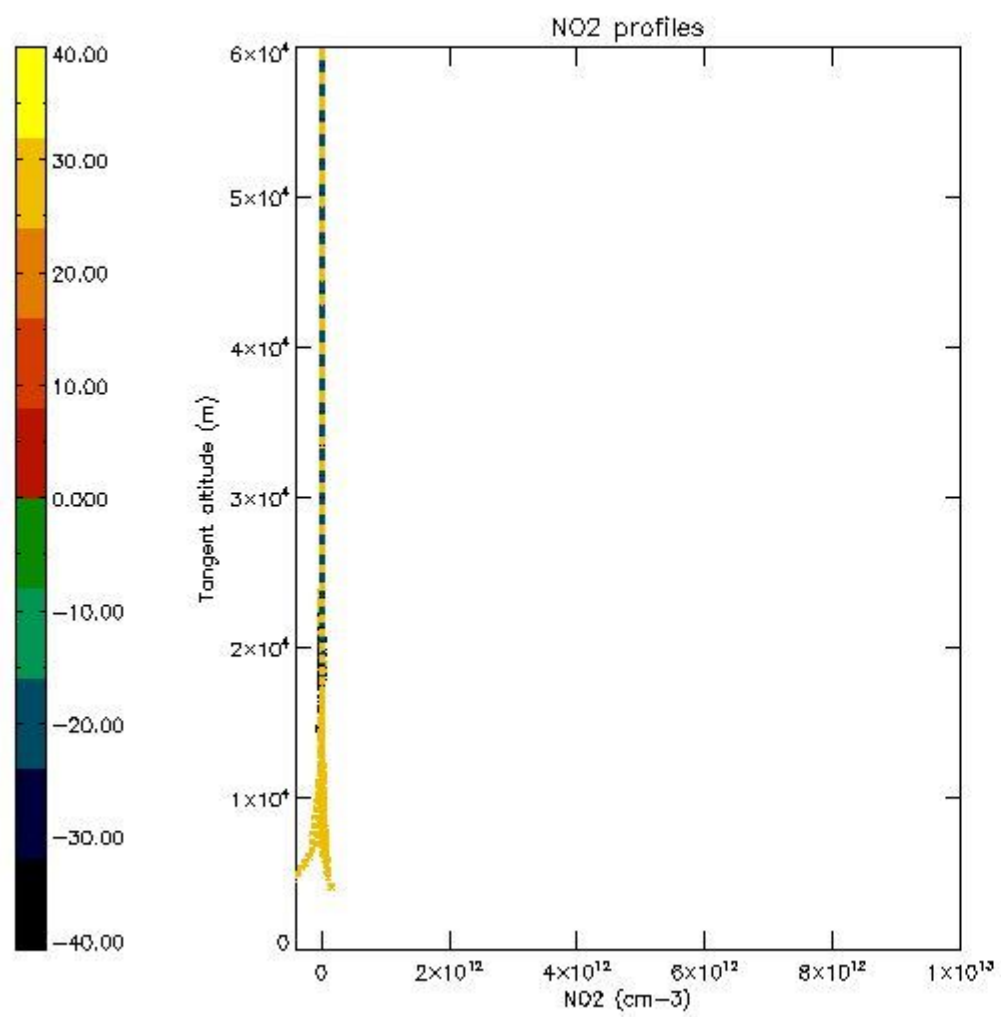
5.5 Plot ozone profiles where STD < 5% (dark without errors)

The colorbar represents the latitude.



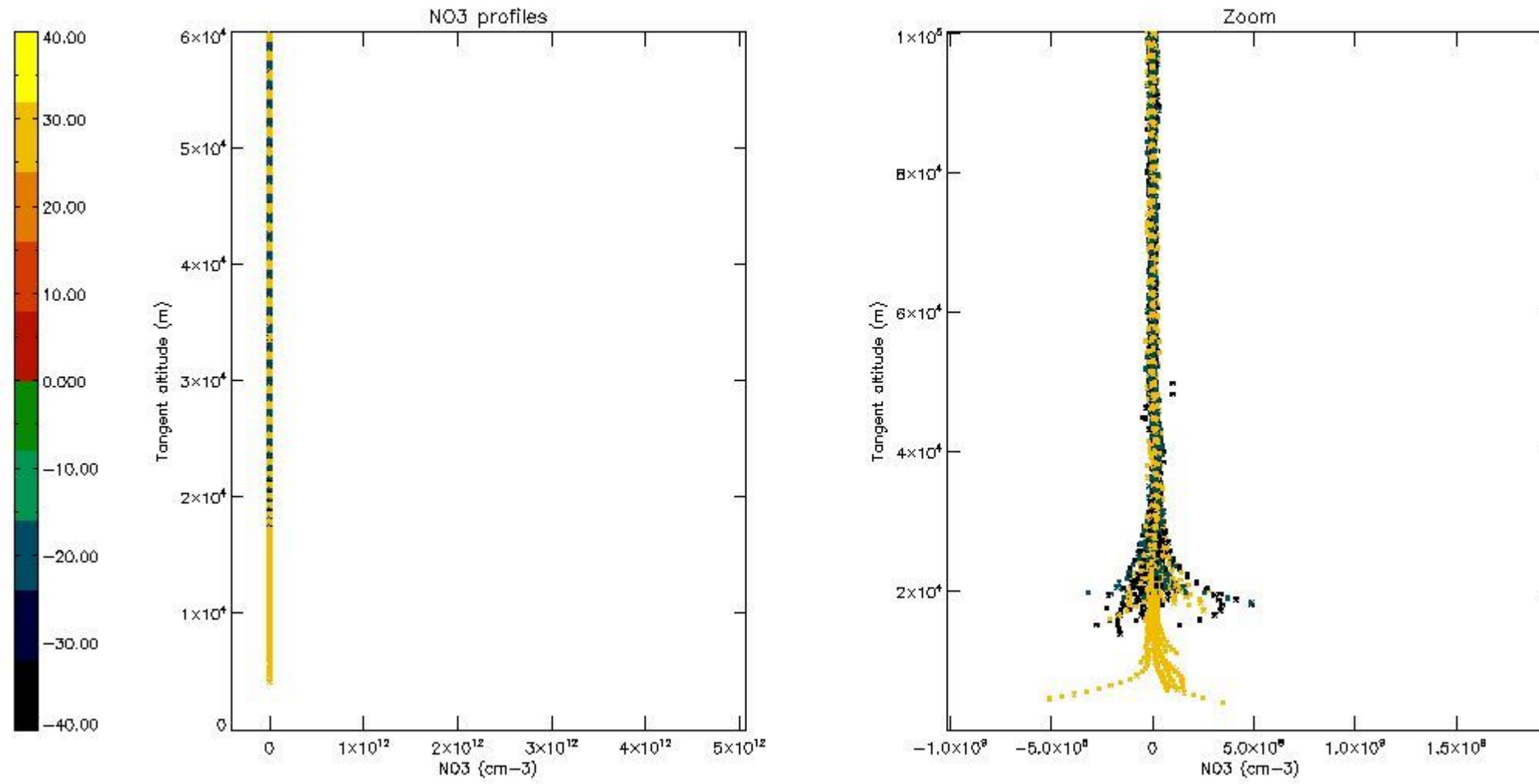
5.6 Plot NO₂ profiles for all STD (dark without errors)

The colorbar represents the latitude.



5.7 Plot NO3 profiles for all STD (dark without errors)

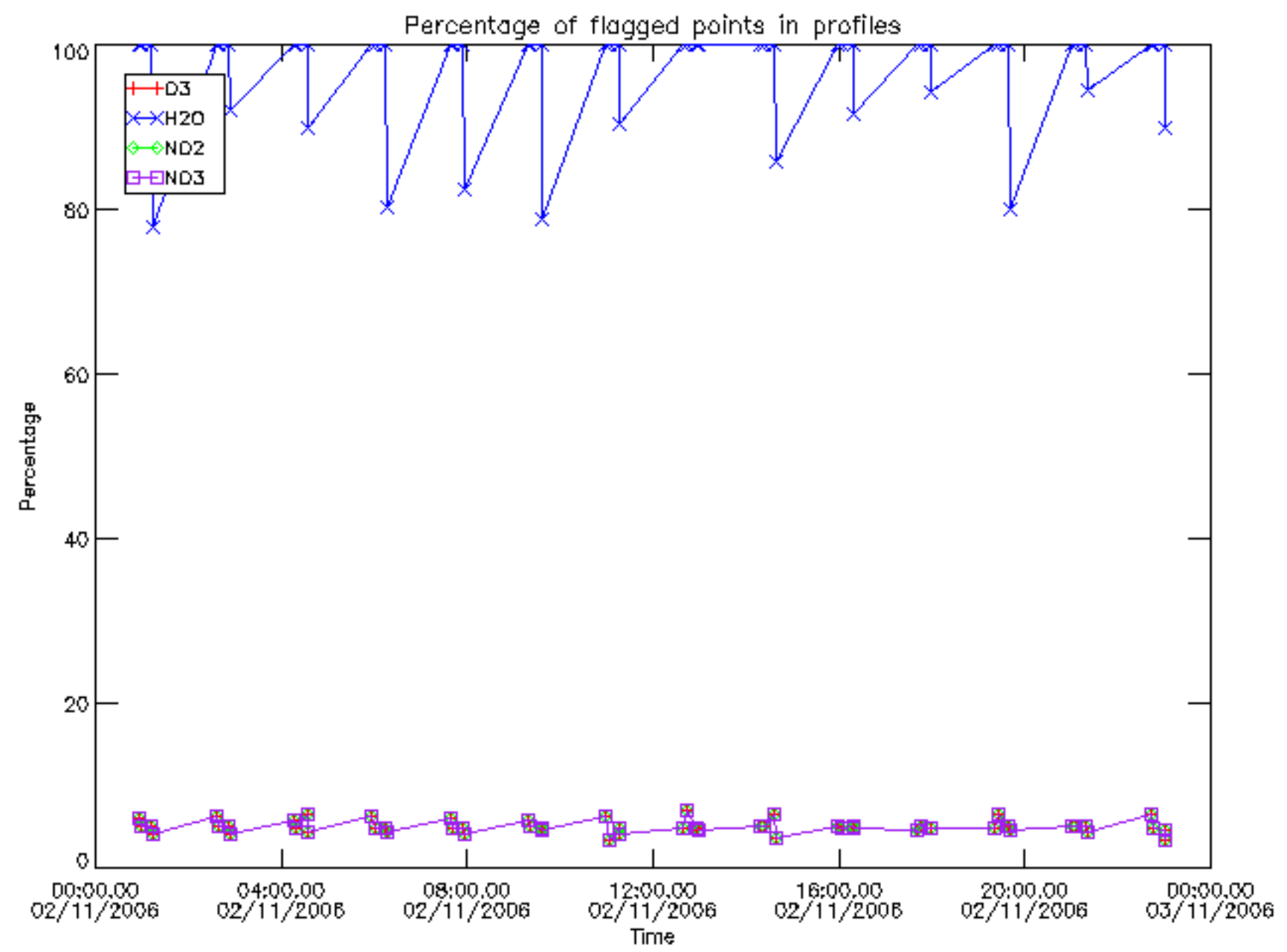
The colorbar represents the latitude.



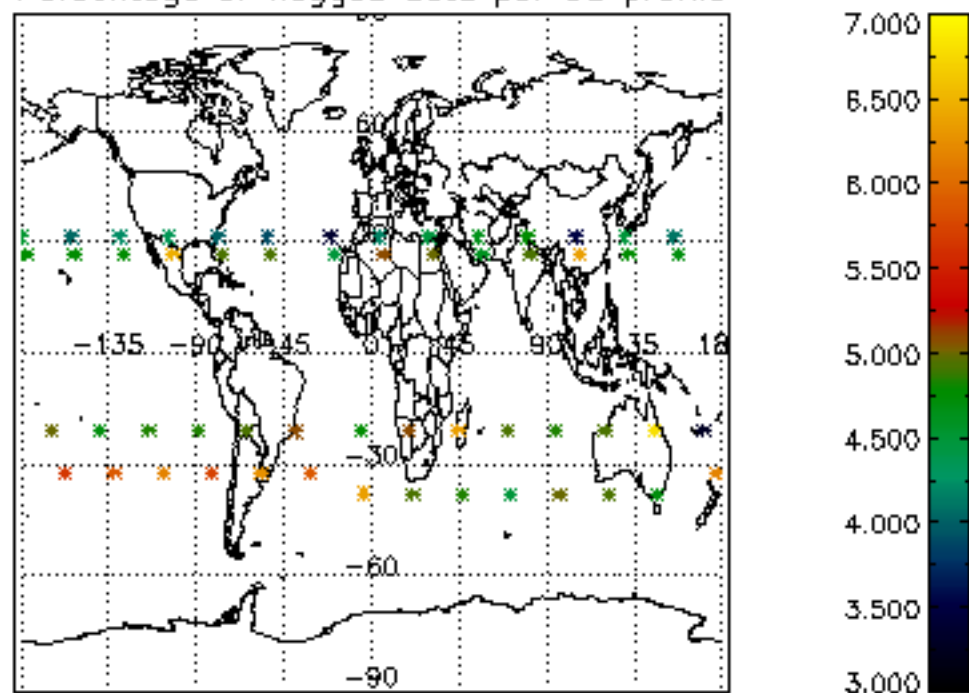
6. Auxiliary Data Files used for the production reported in section 2

The number reported in the third column indicates since which file (see list in section 2) the corresponding auxiliary file has been used. The fourth column is the date of those product files.

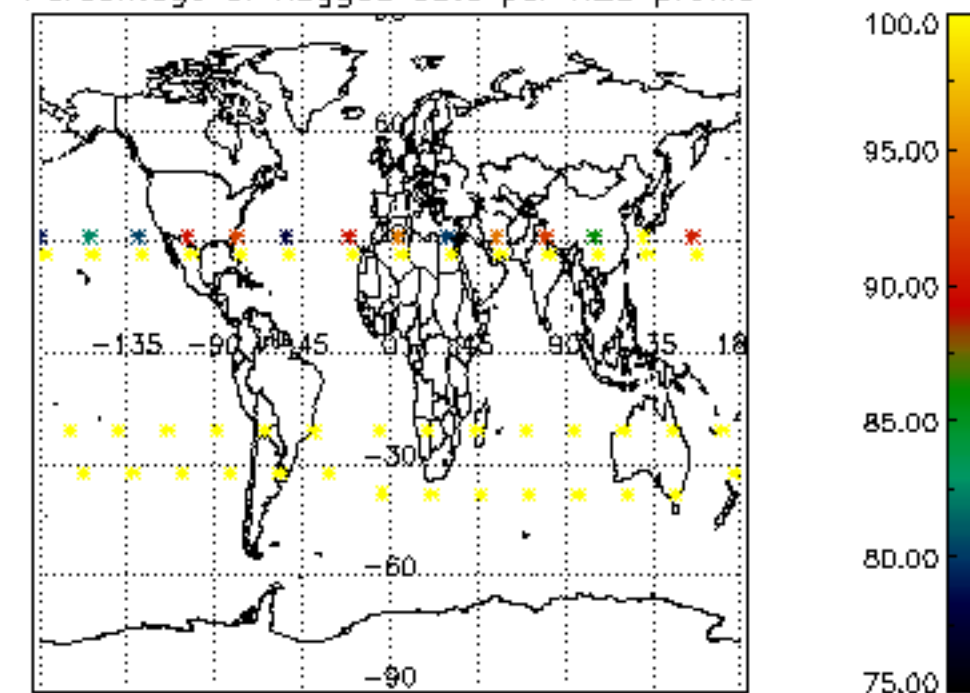
Type	Auxiliary Filename	Used since product	Used since product date
INST_PHYS_CHARACTERISTICS	GOM_INS_AXVIEC20091111_143220_20030716_120000_20500101_000000	1	02-NOV-2006 00:05:10
LEVEL-2_PROC_CONFIG	GOM_PR2_AXVIEC20091111_152718_20020301_000000_20500101_000000	1	02-NOV-2006 00:05:10
CROSS_SECTIONS_FILE	GOM_CRS_AXVIEC20091111_154832_20020301_000000_20500101_000000	1	02-NOV-2006 00:05:10



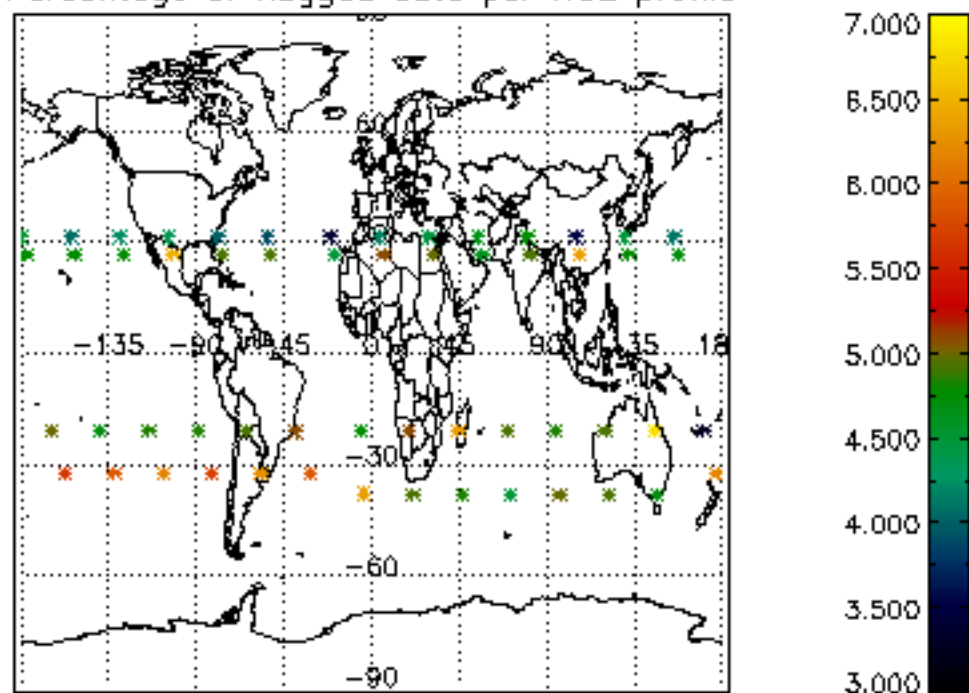
Percentage of flagged data per D3 profile



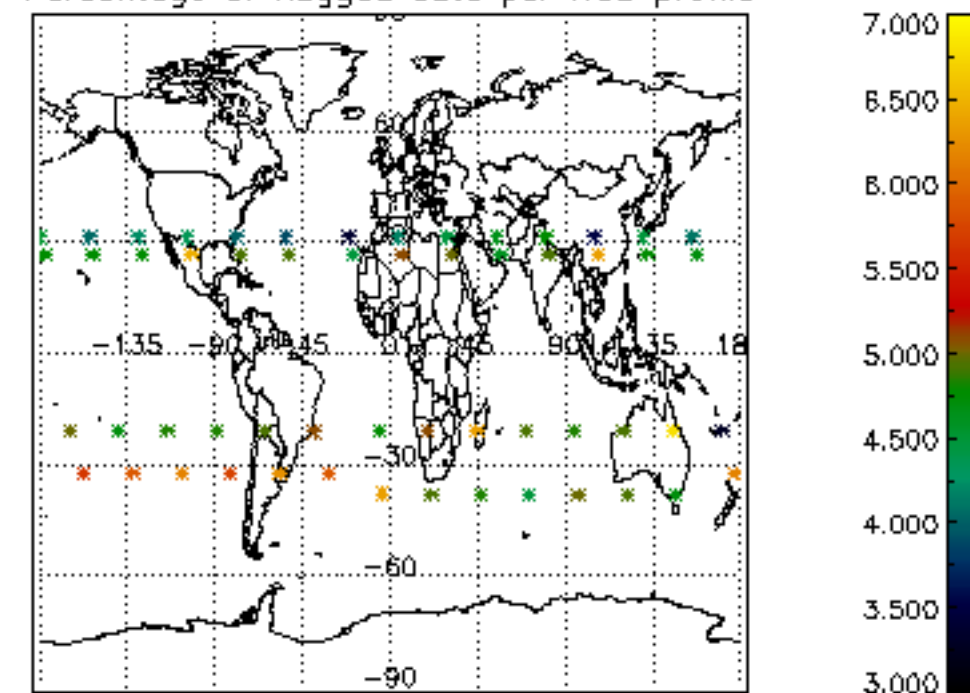
Percentage of flagged data per H2O profile

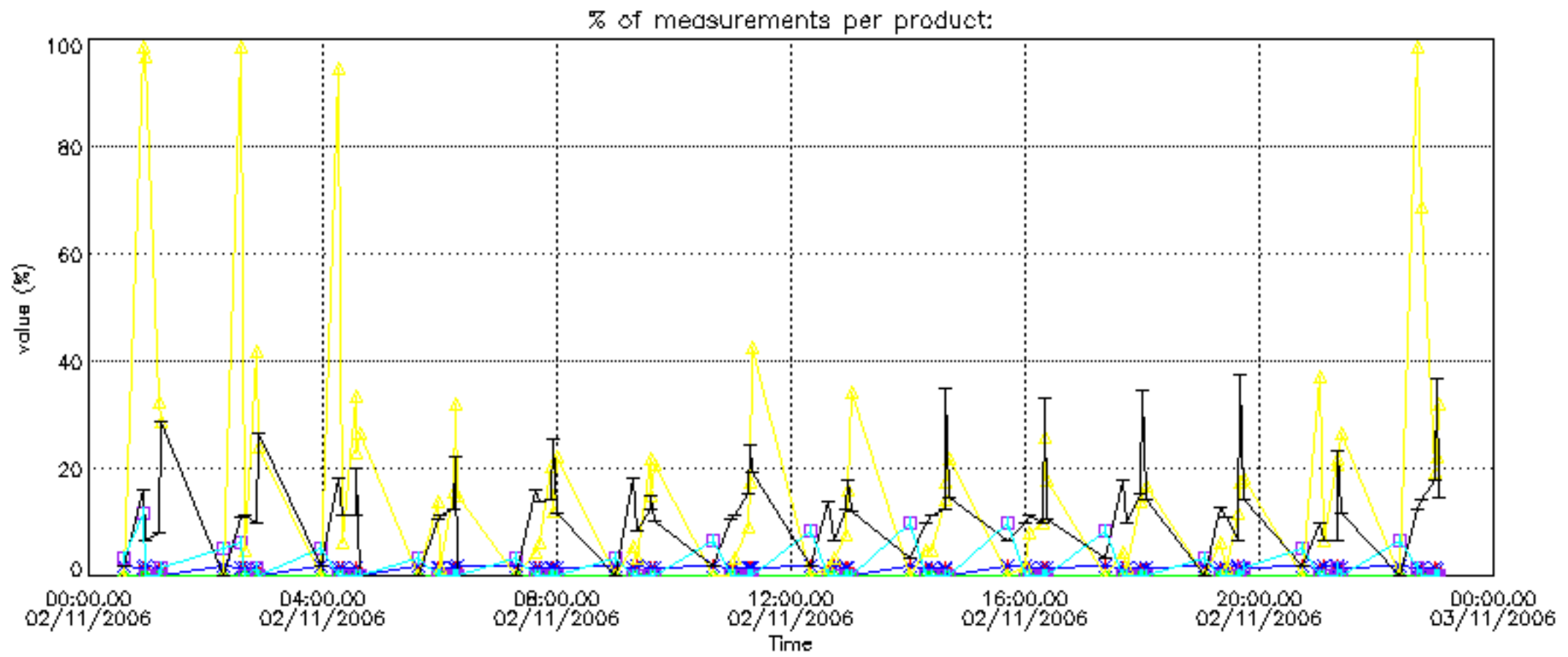


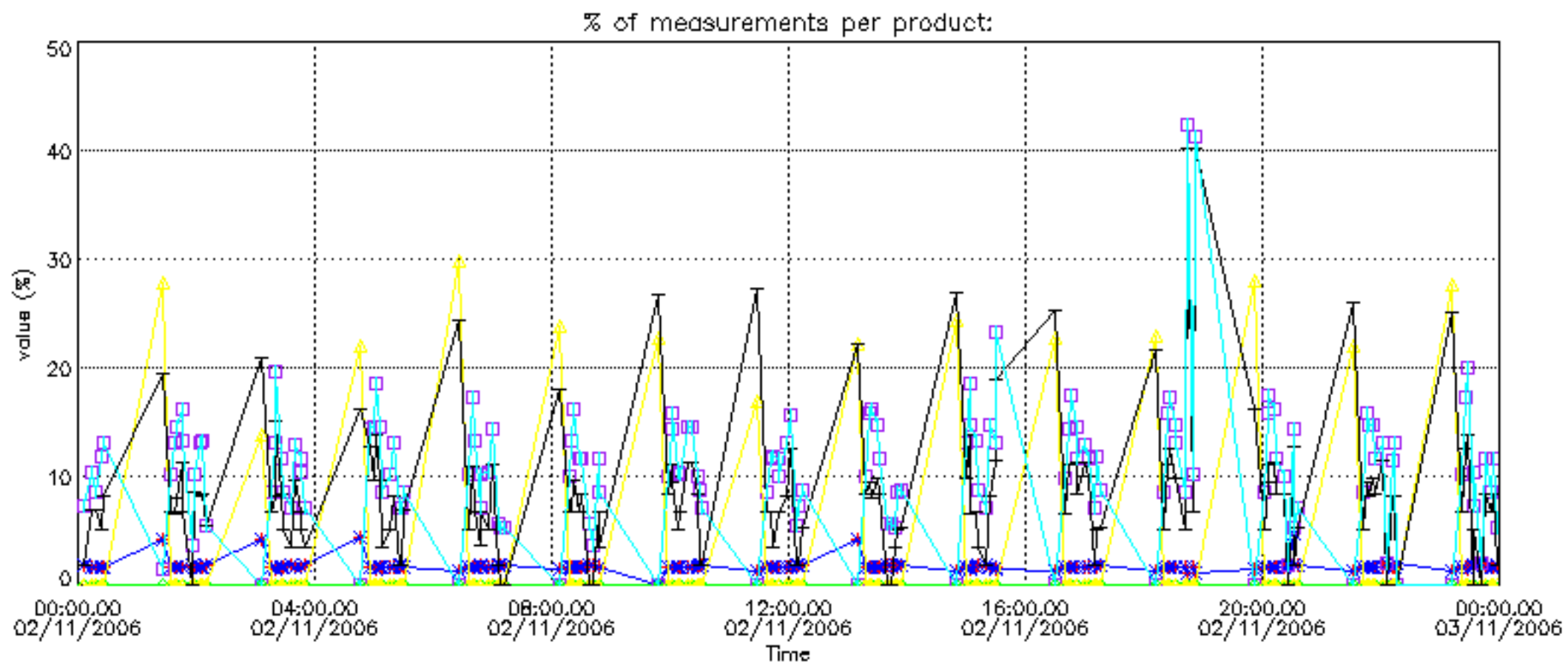
Percentage of flagged data per NO2 profile



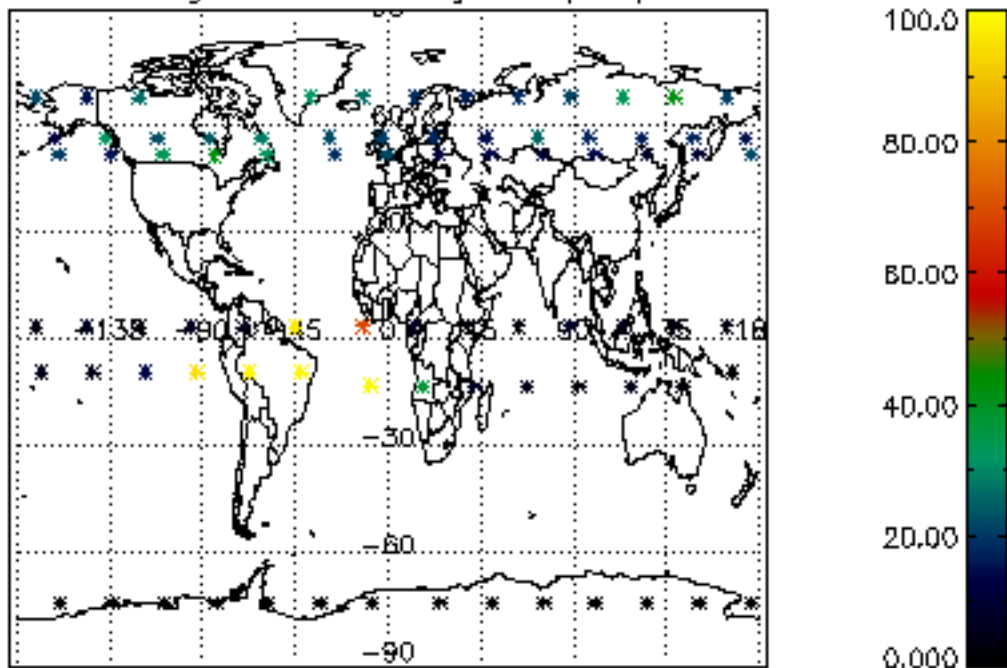
Percentage of flagged data per NO3 profile



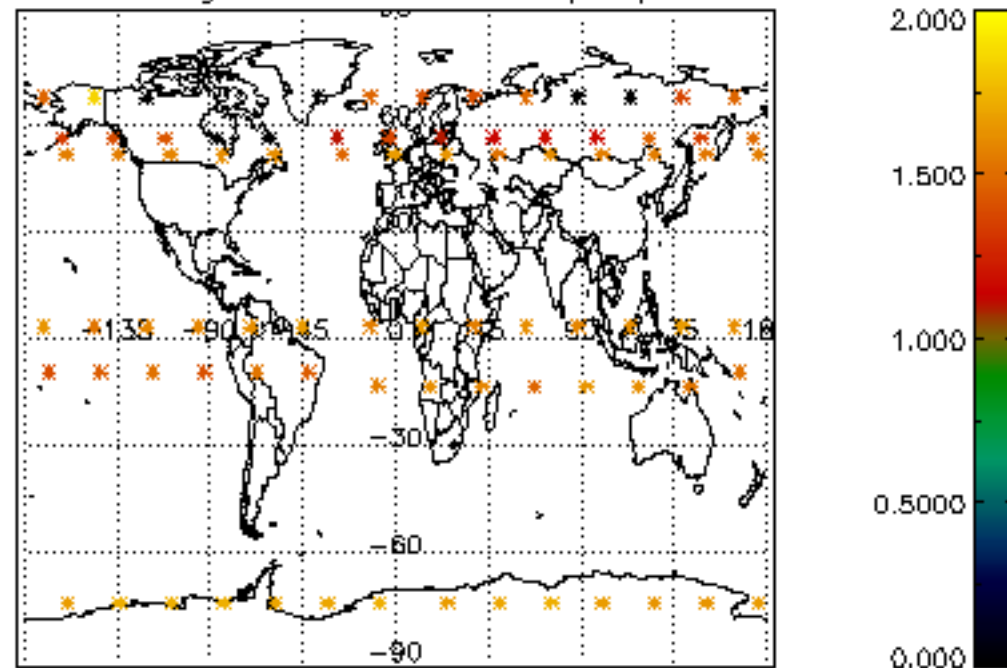




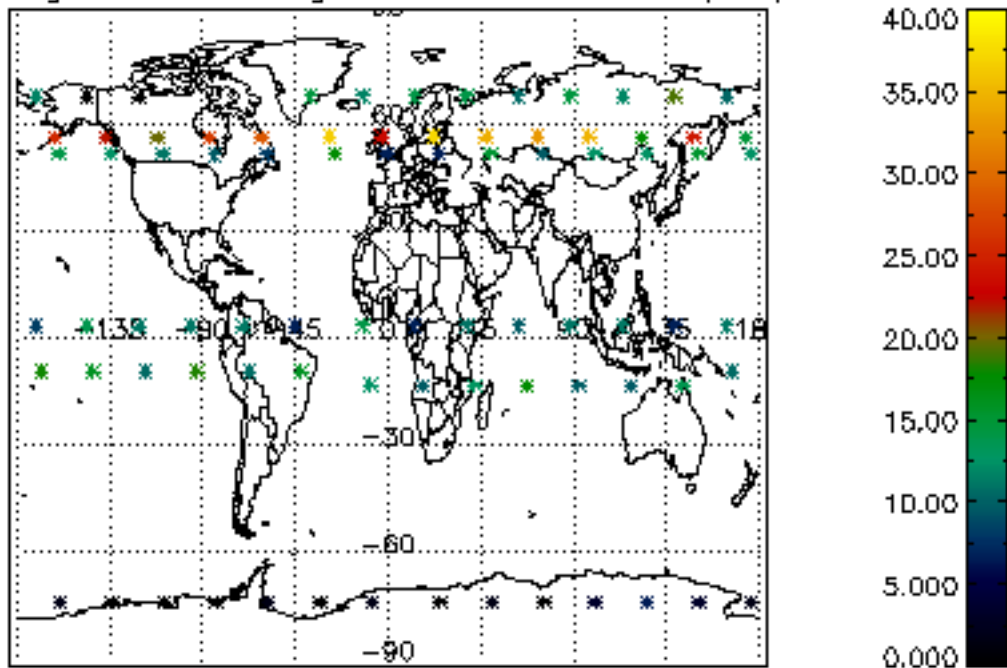
Percentage of cosmic ray hits per profile



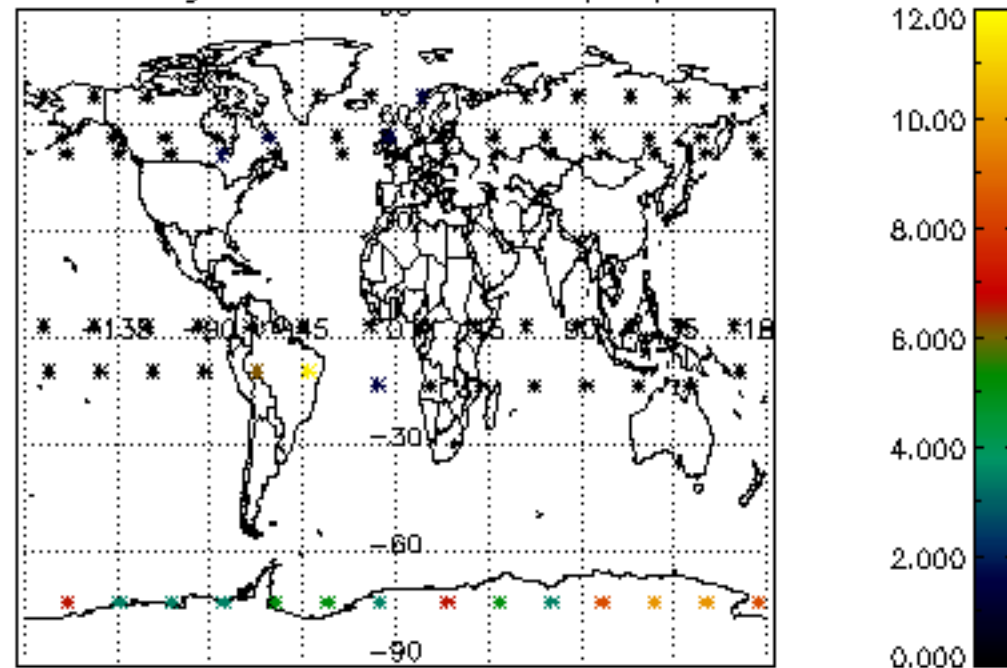
Percentage of datation errors per profile



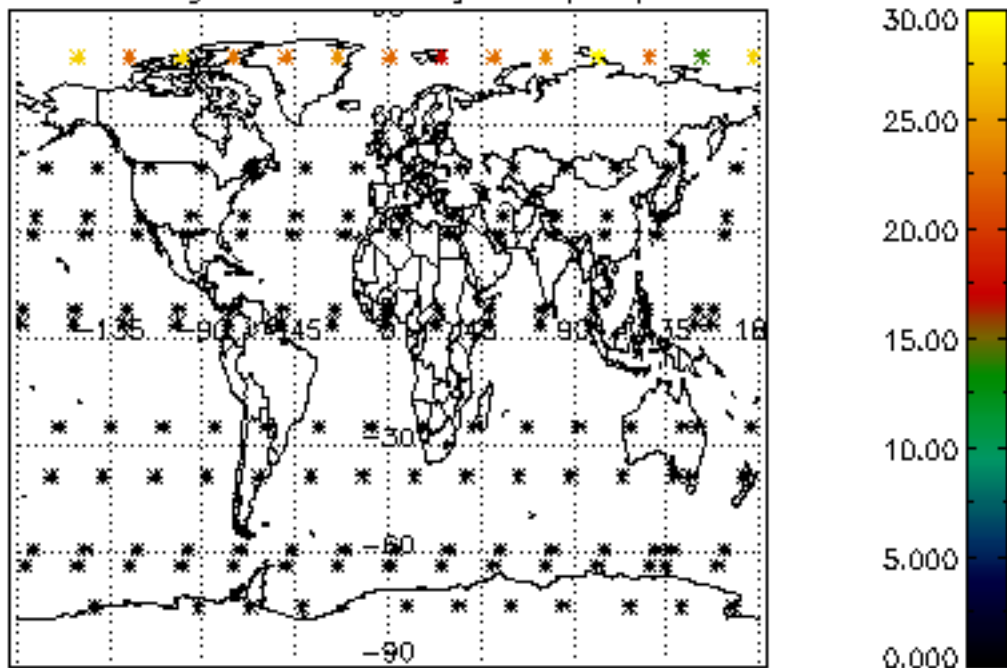
Percentage of star falling outside central band per profile



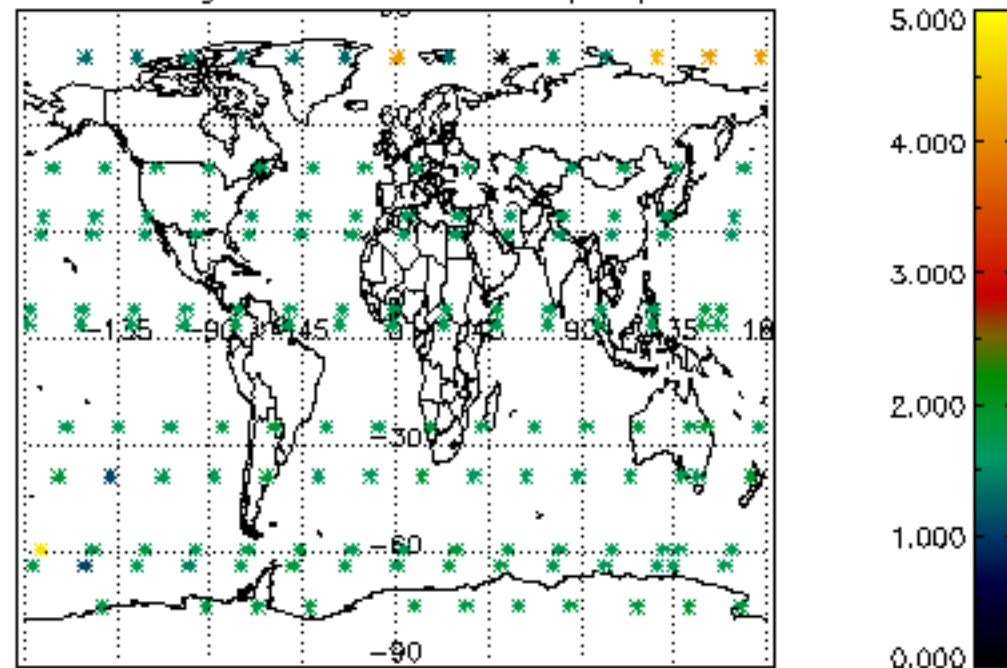
Percentage of saturation errors per profile



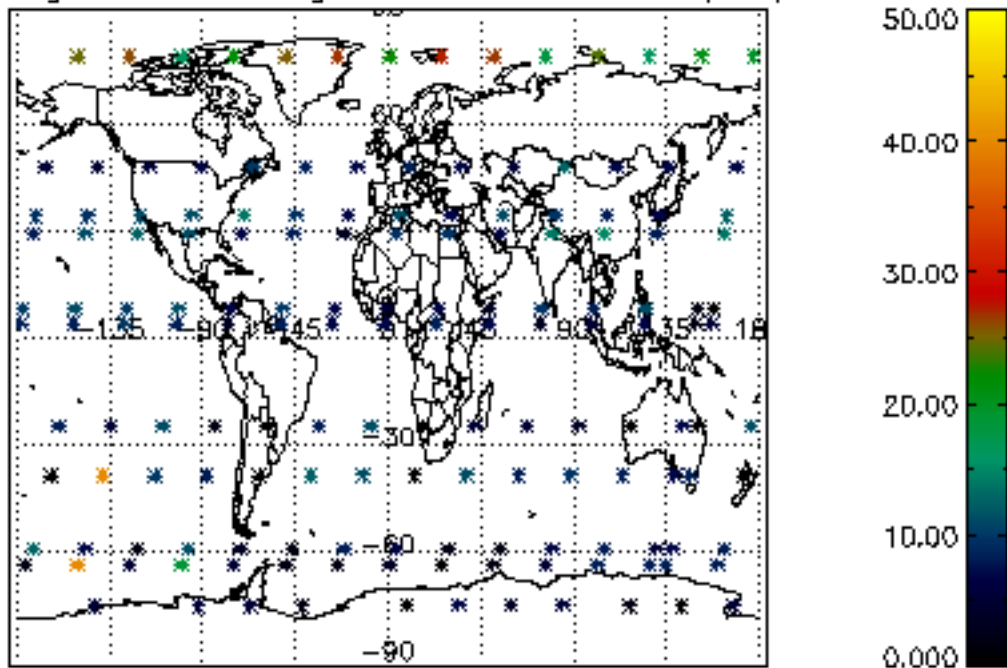
Percentage of cosmic ray hits per profile



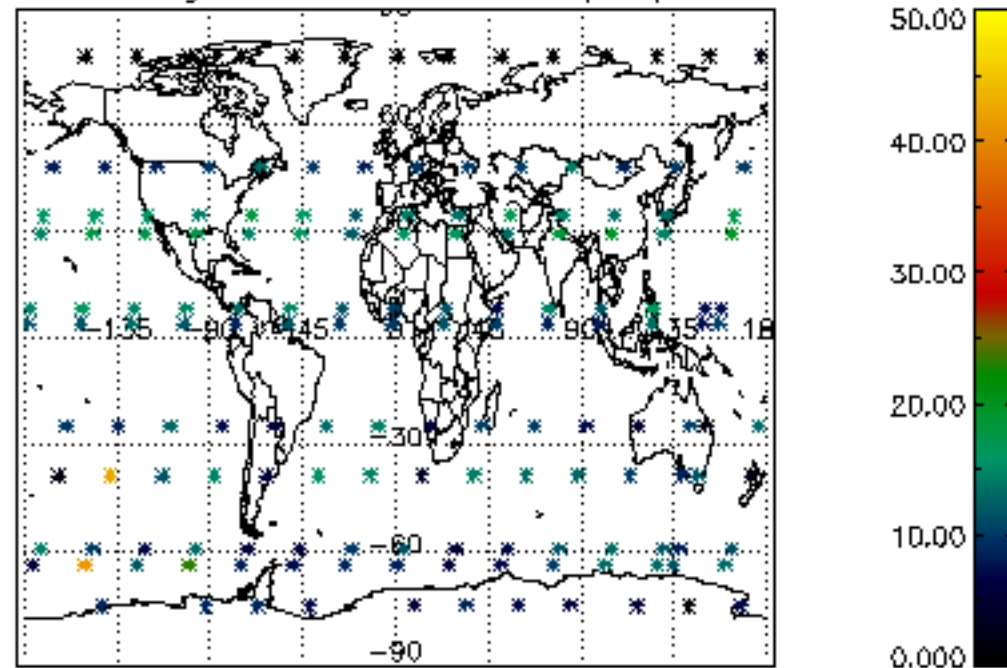
Percentage of datation errors per profile

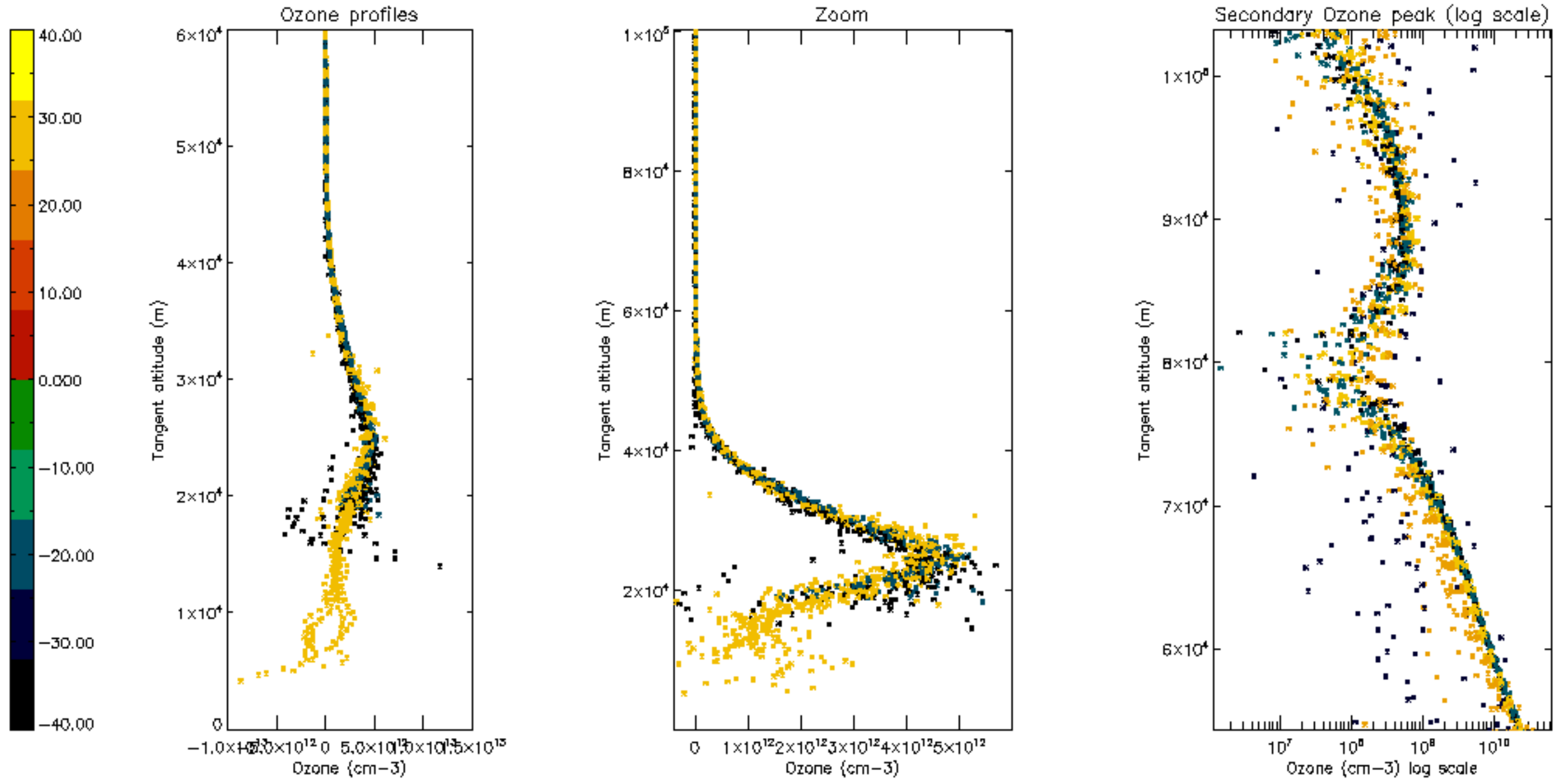


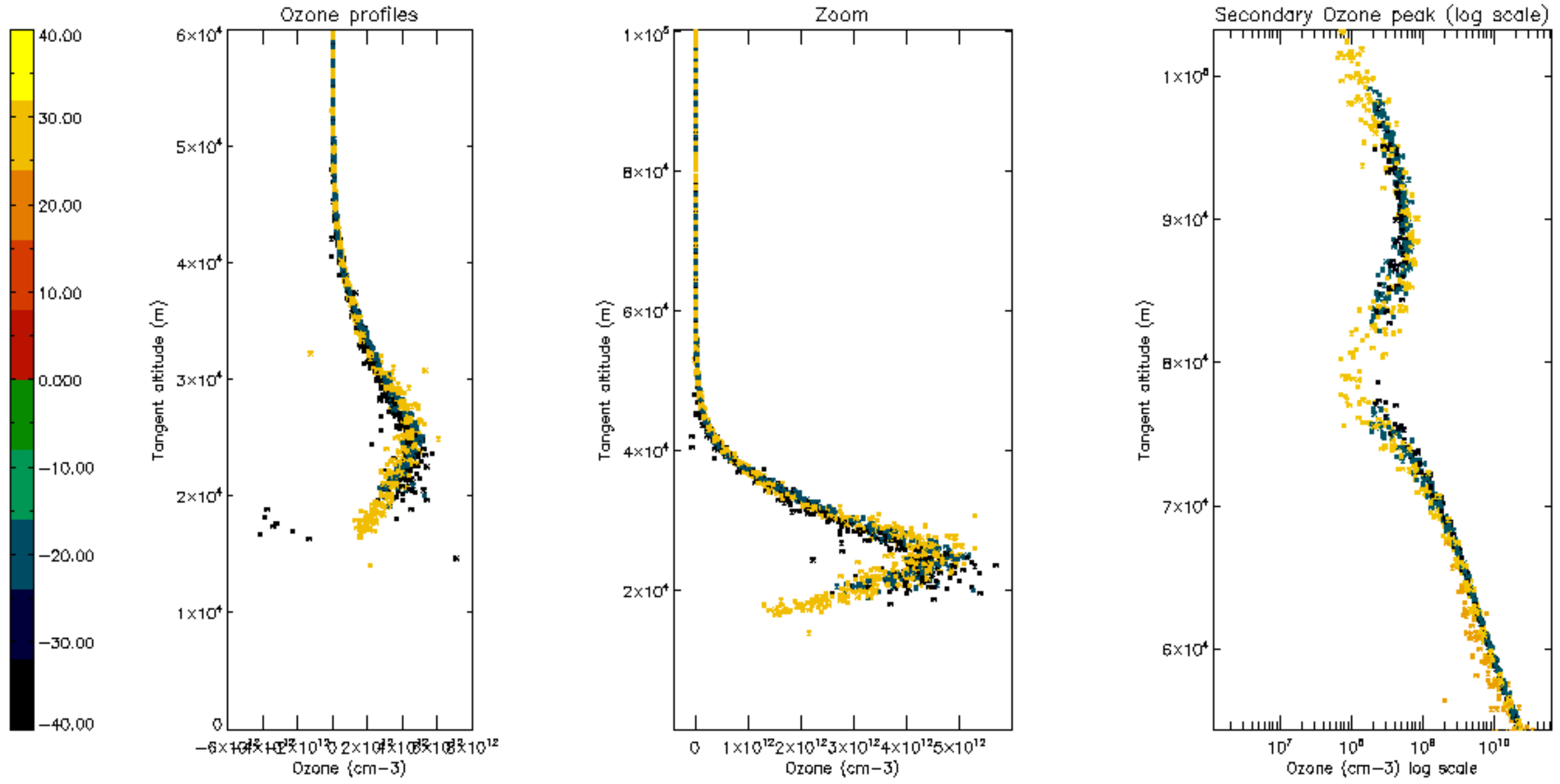
Percentage of star falling outside central band per profile

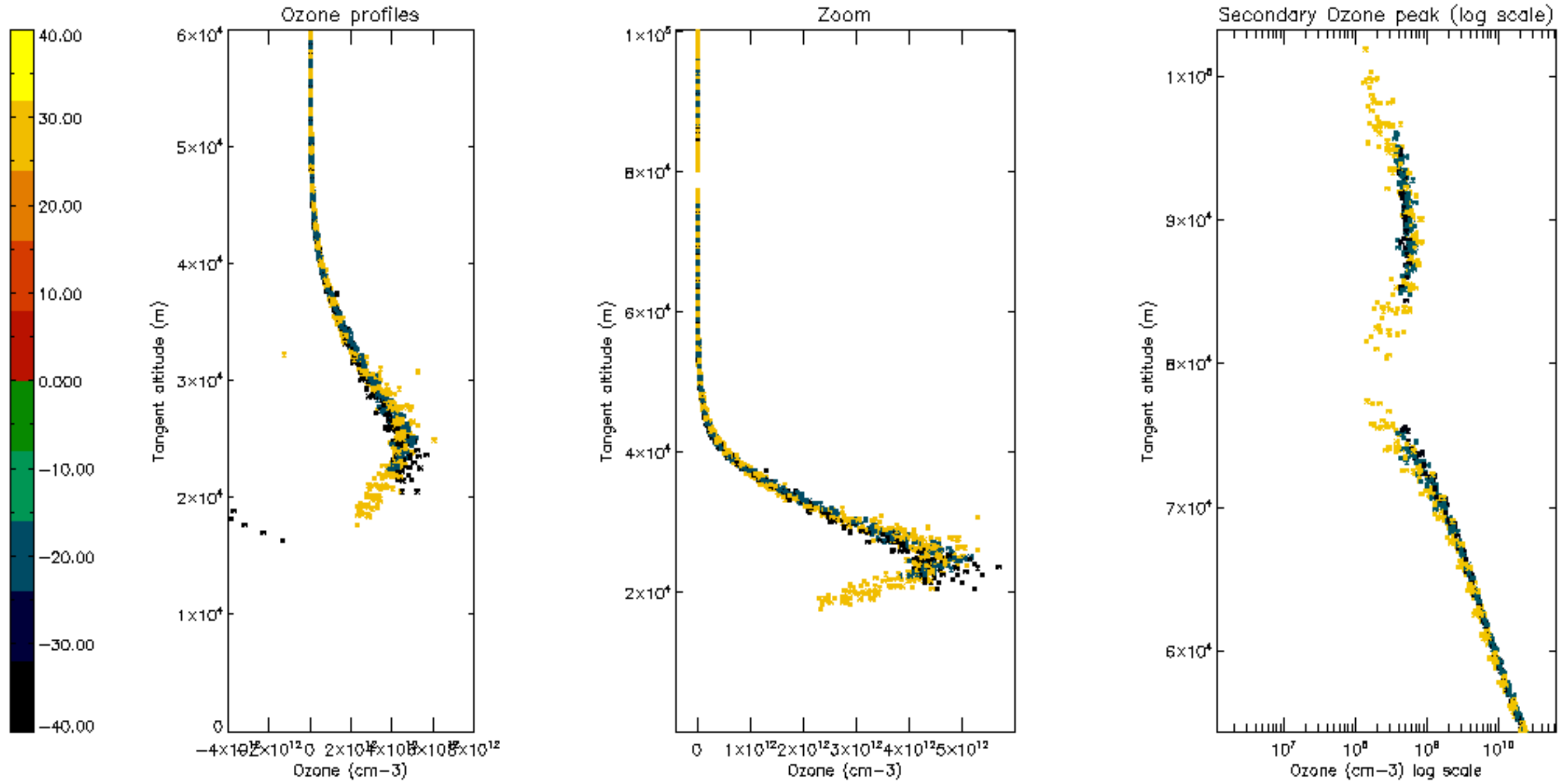


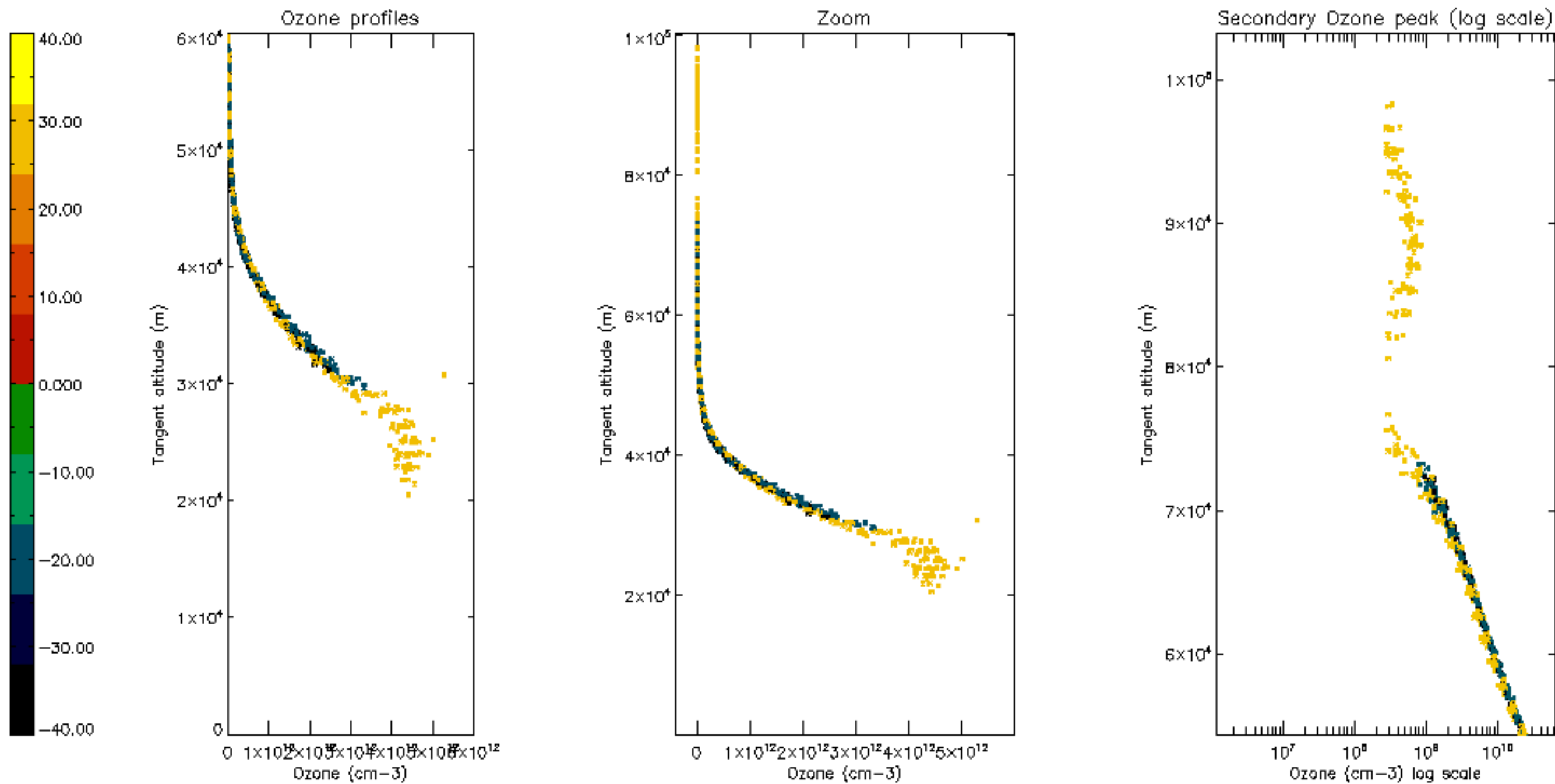
Percentage of saturation errors per profile

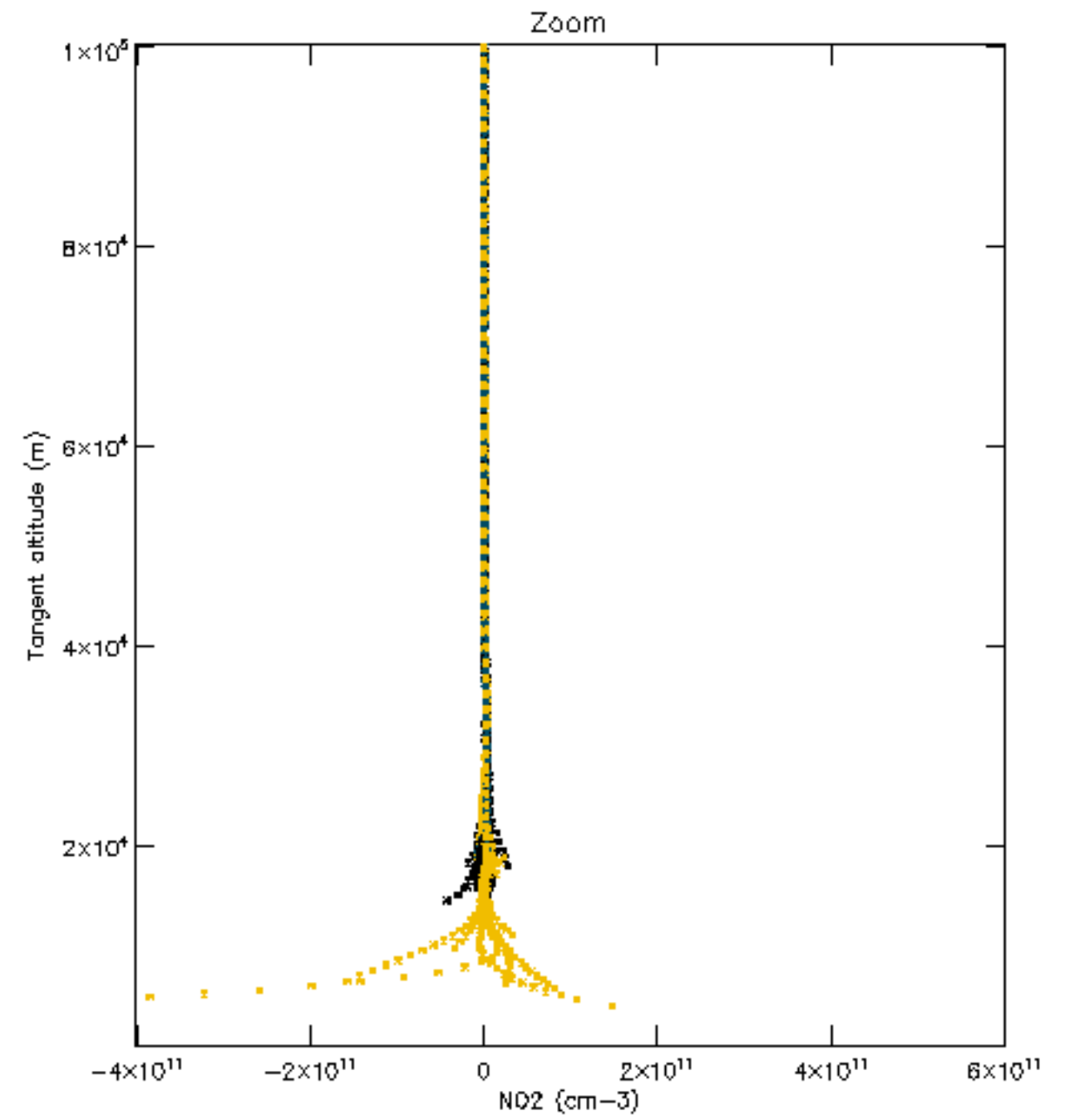
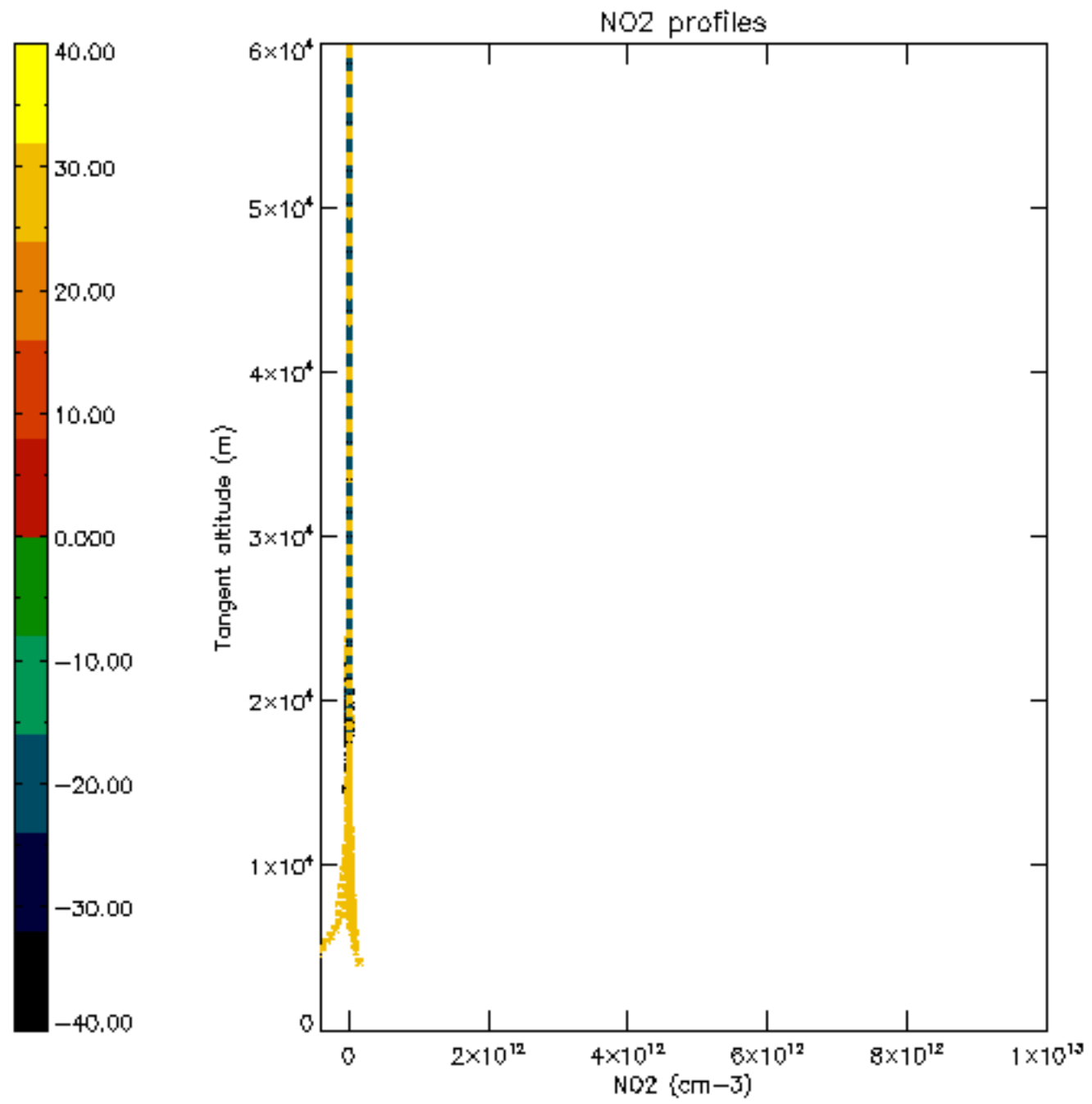


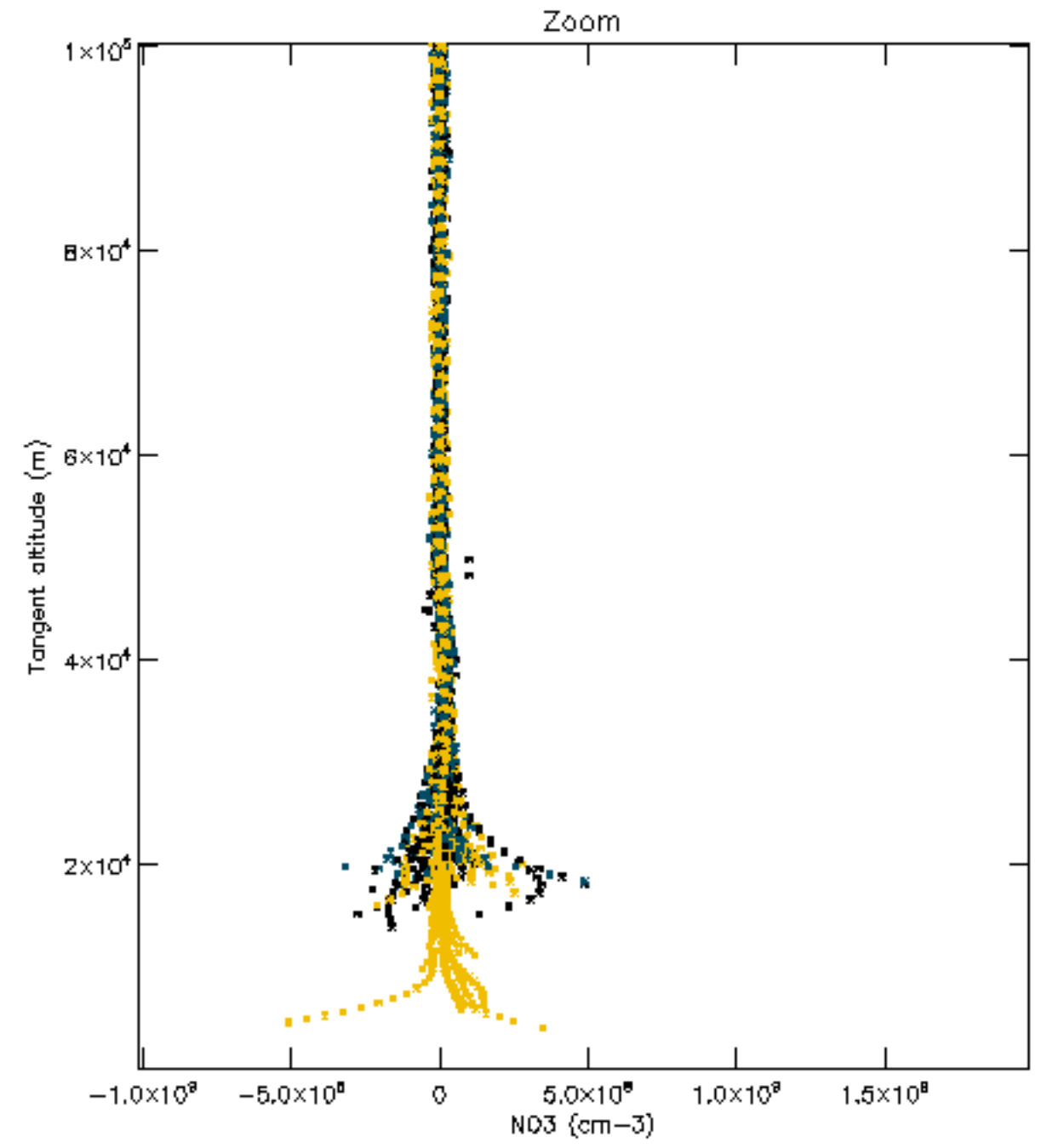
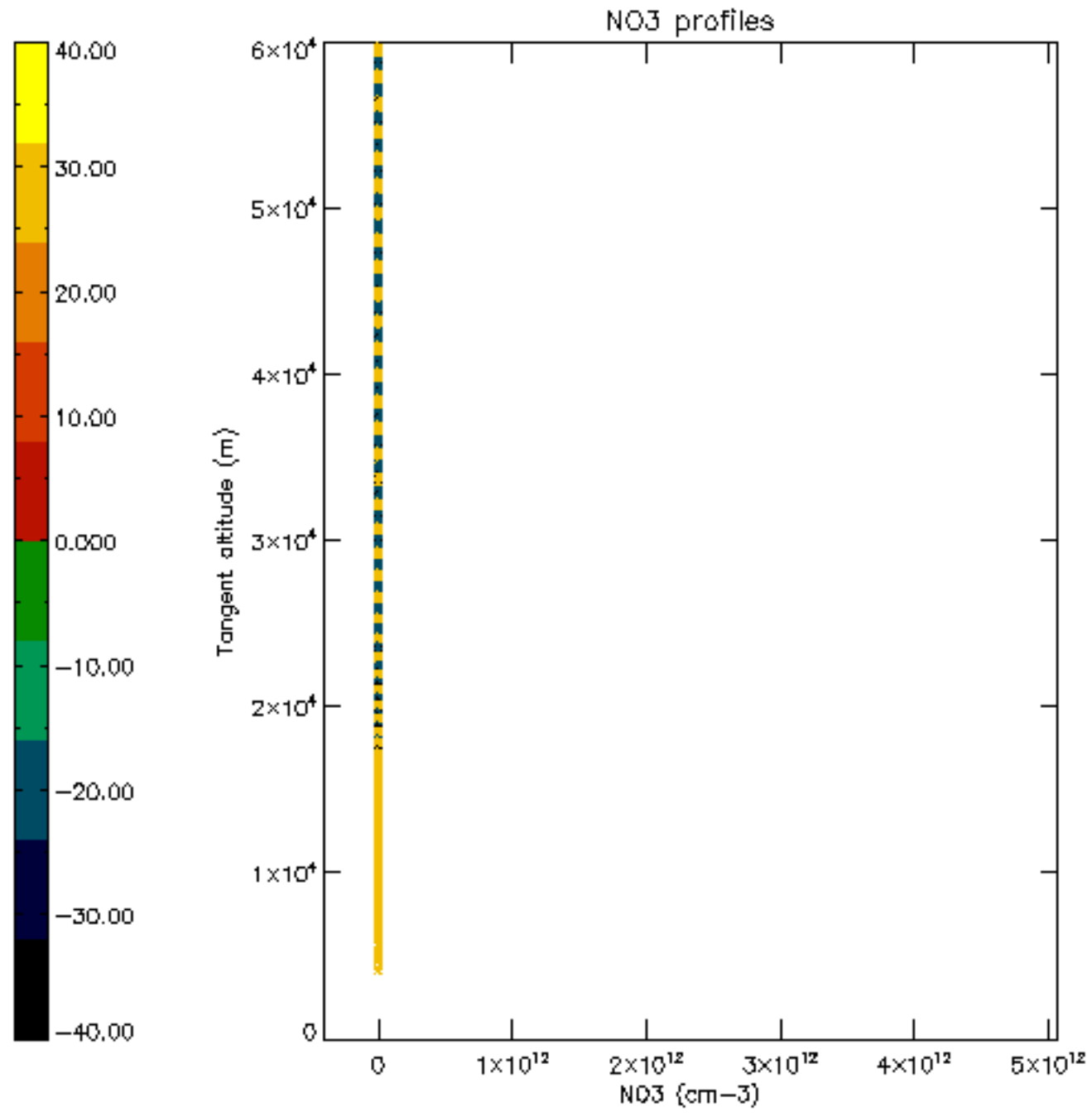


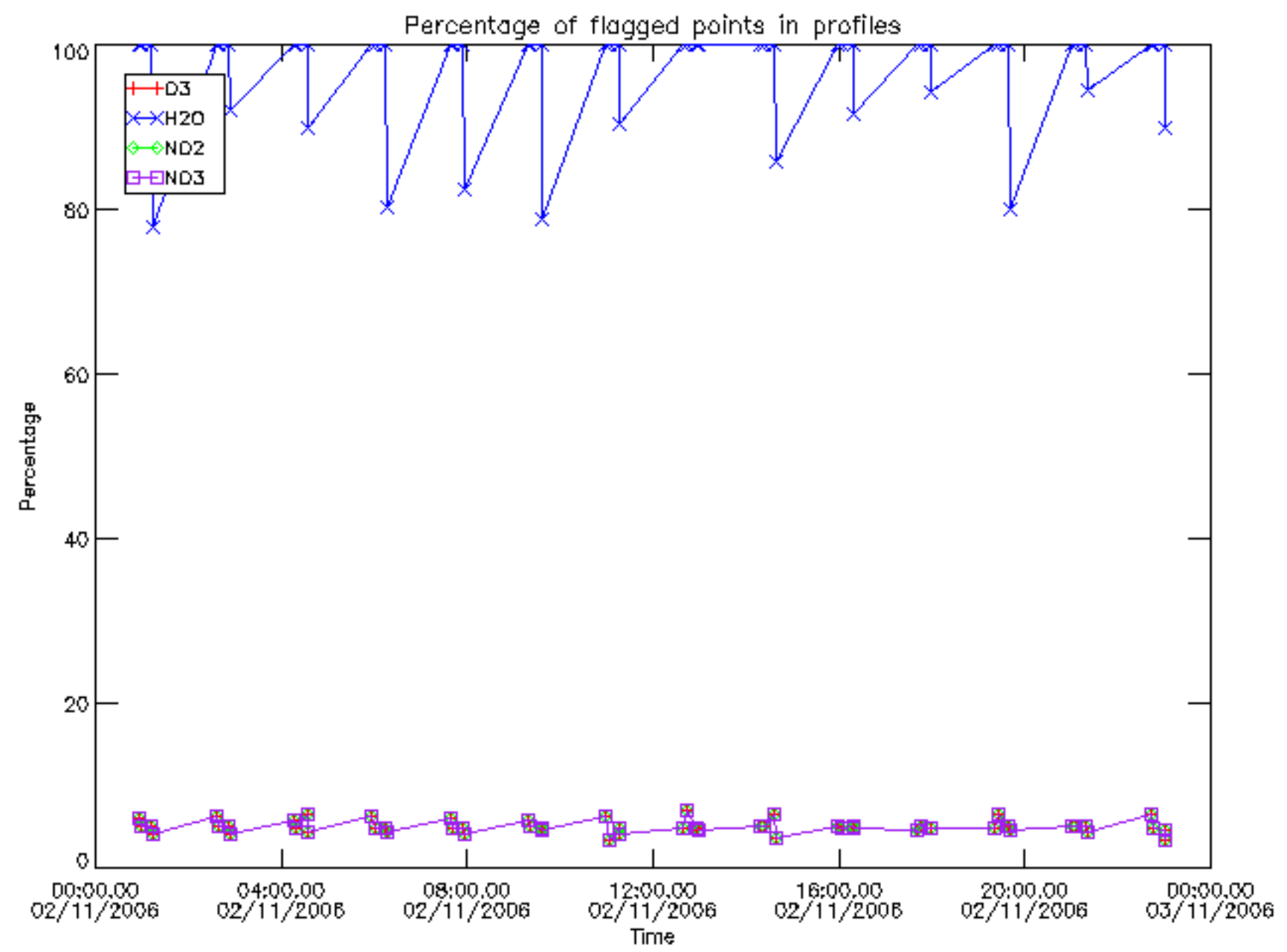




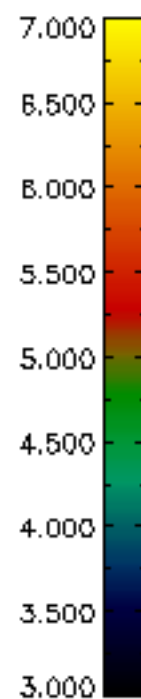
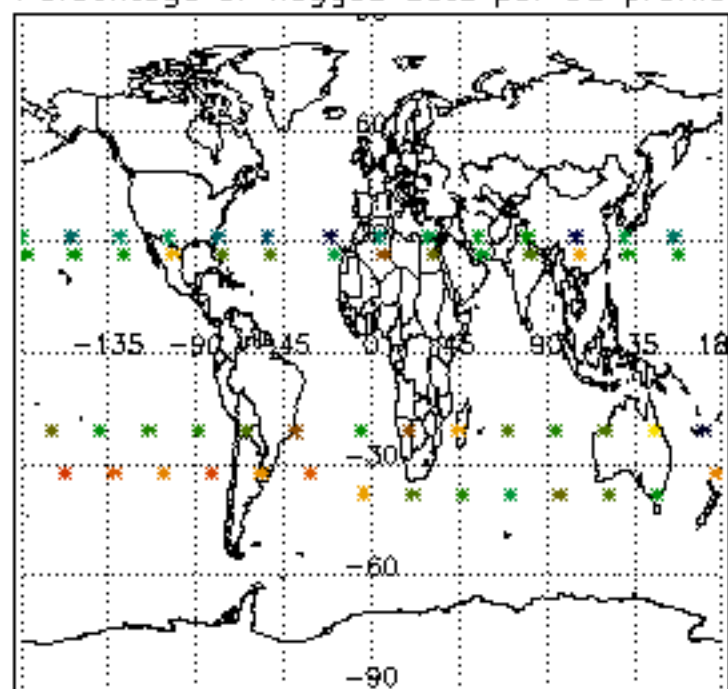




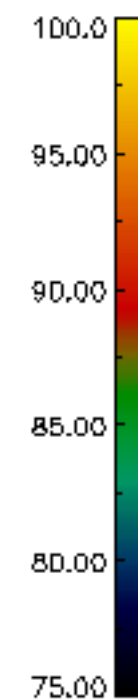
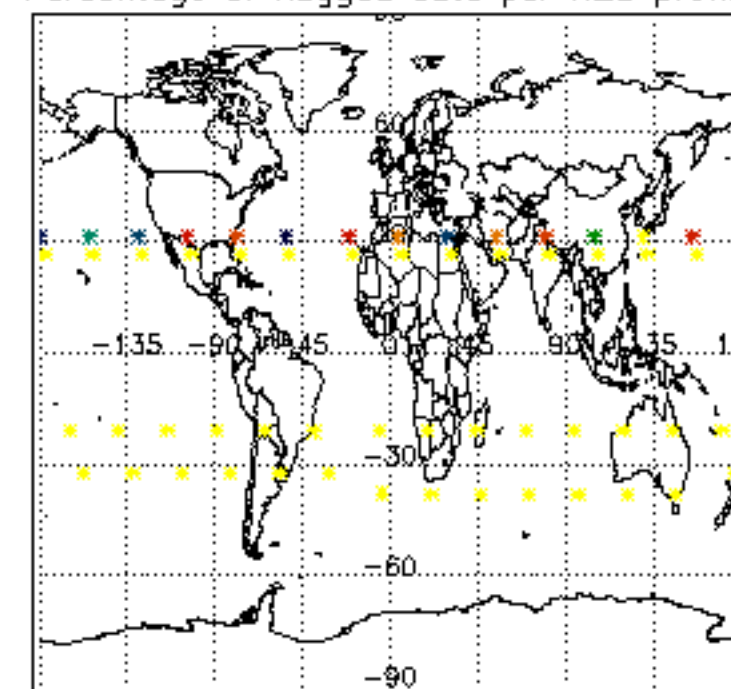




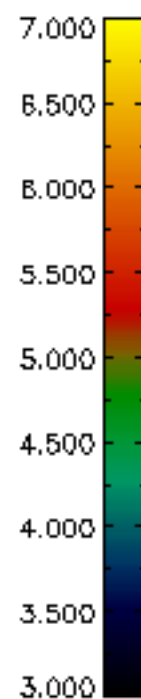
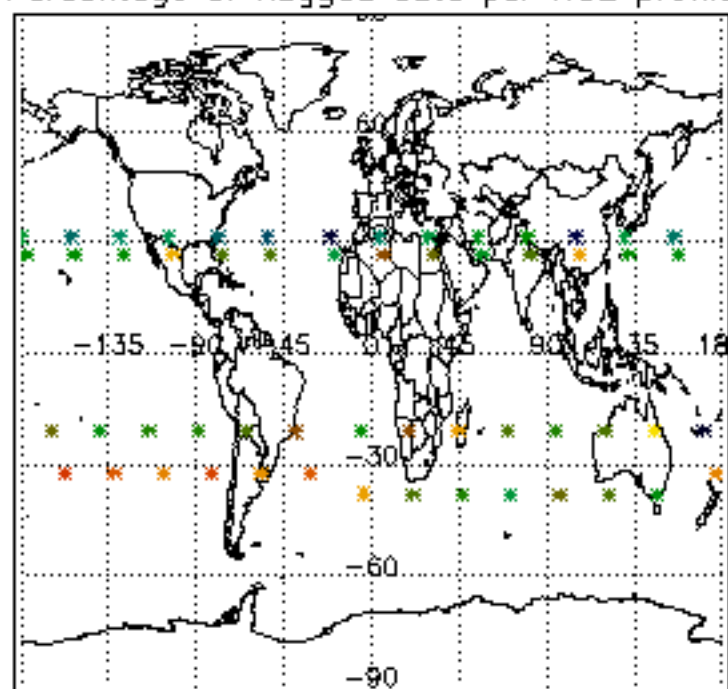
Percentage of flagged data per D3 profile



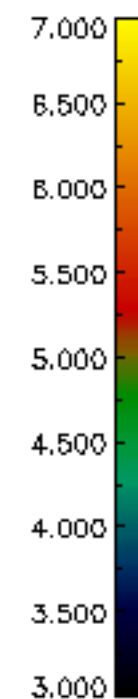
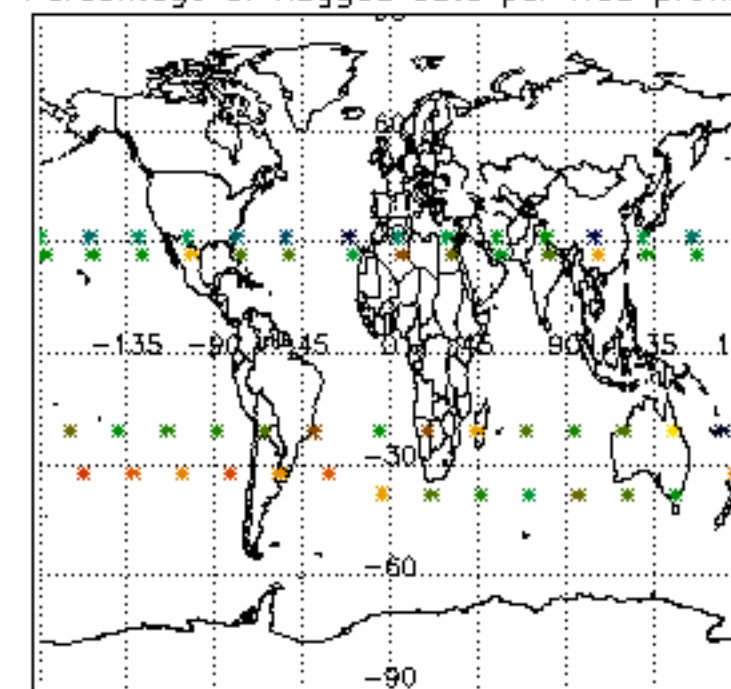
Percentage of flagged data per H2O profile

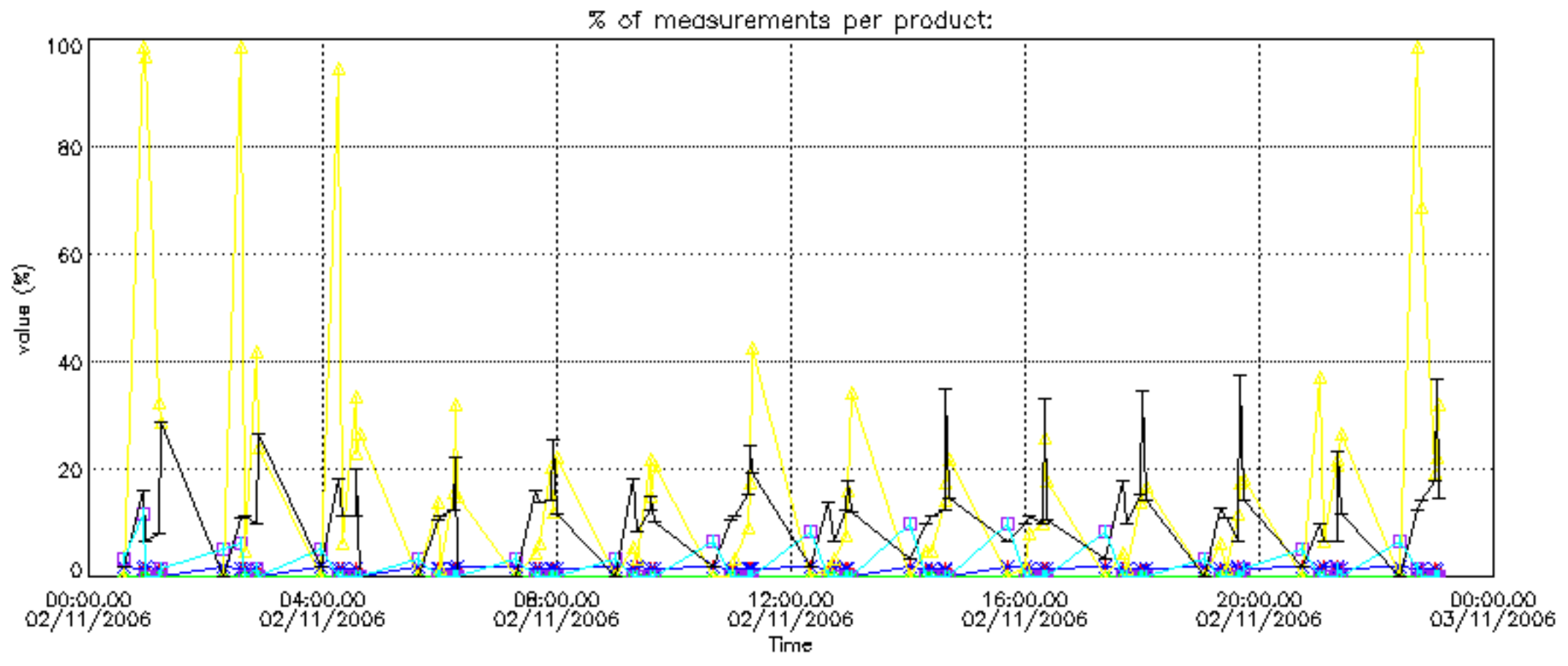


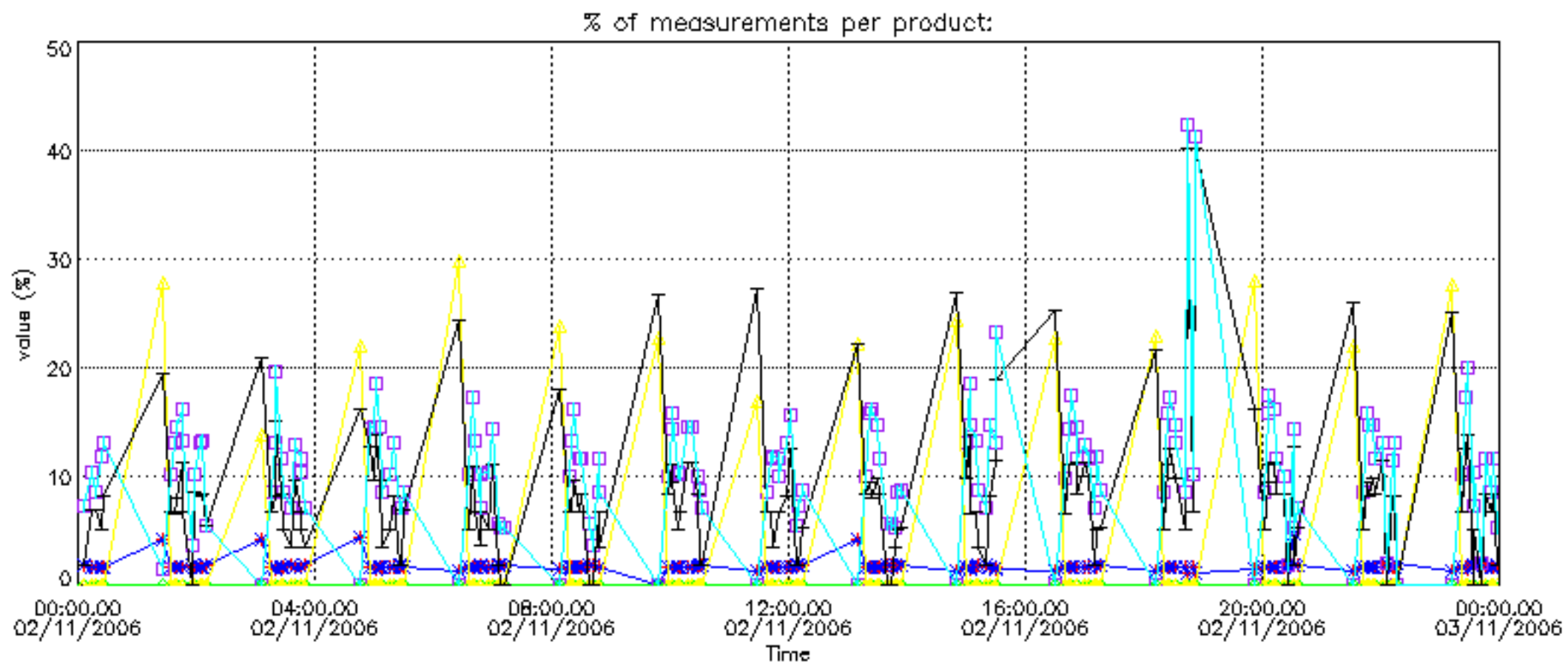
Percentage of flagged data per NO2 profile



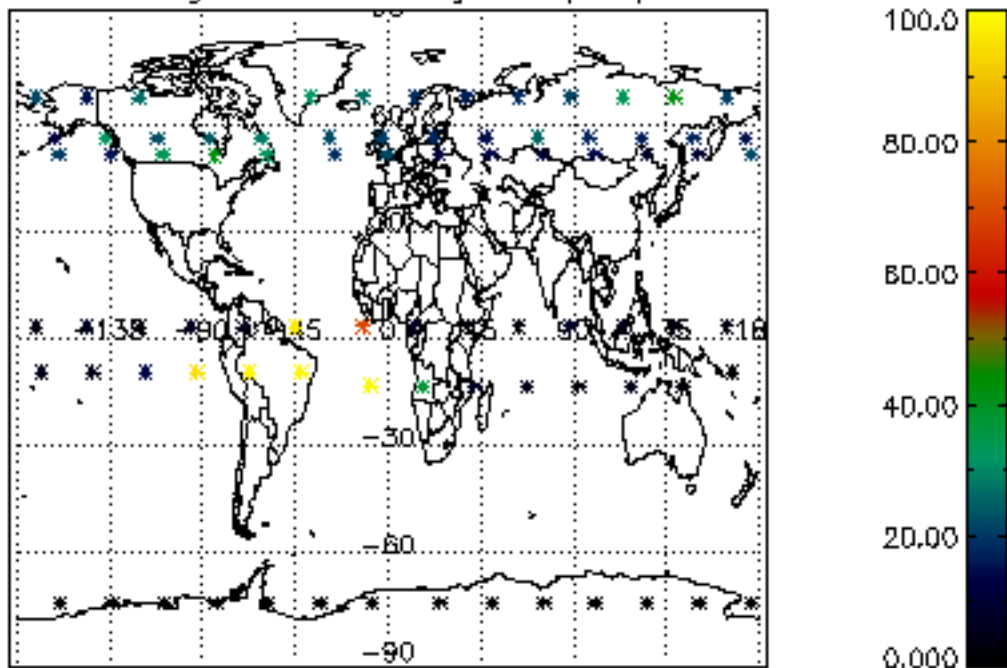
Percentage of flagged data per NO3 profile



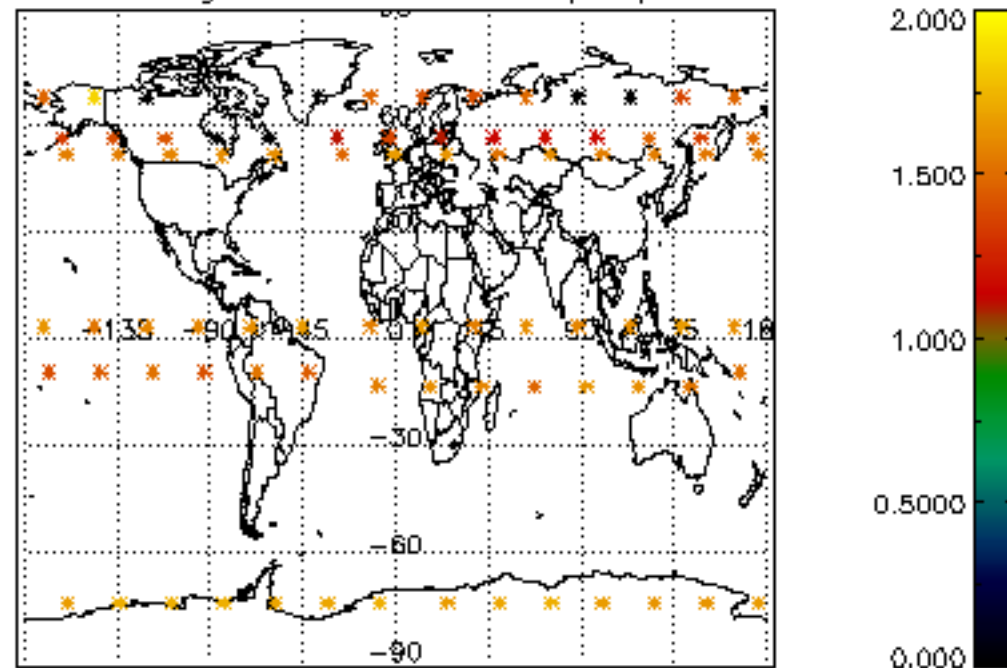




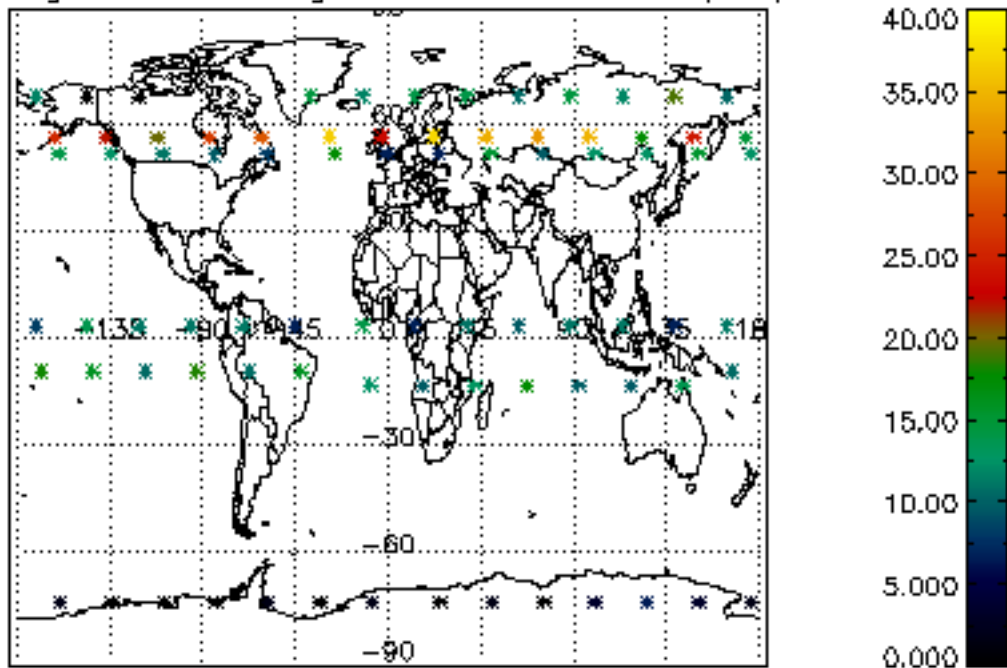
Percentage of cosmic ray hits per profile



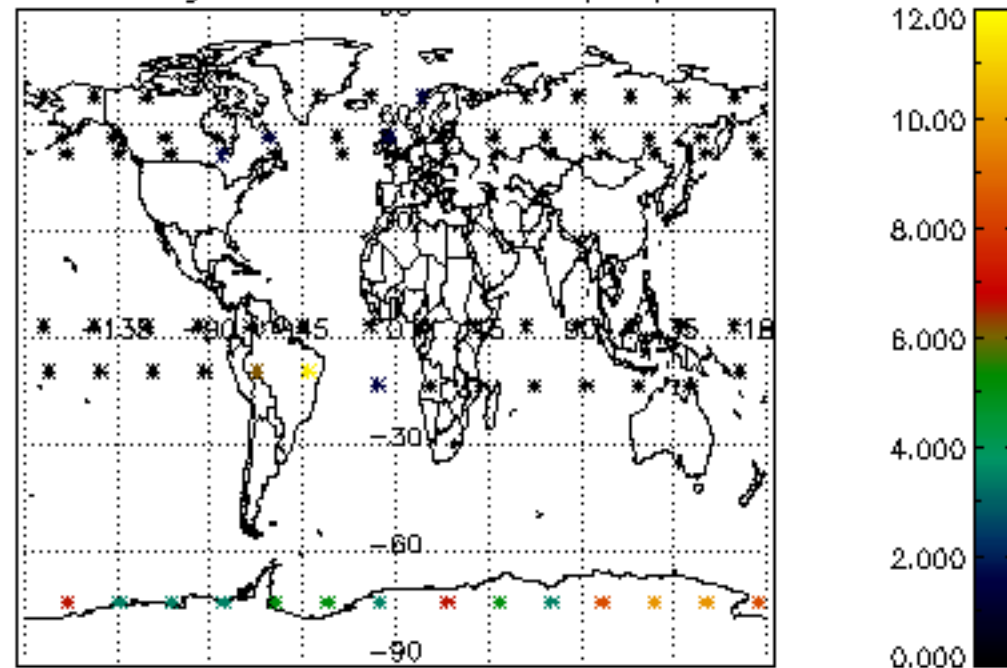
Percentage of datation errors per profile



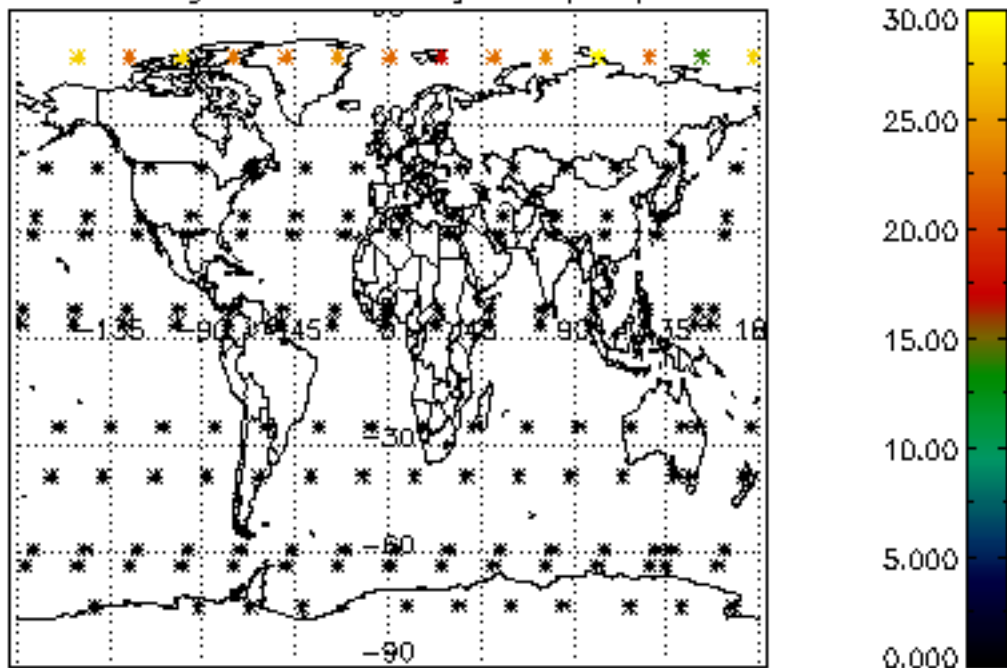
Percentage of star falling outside central band per profile



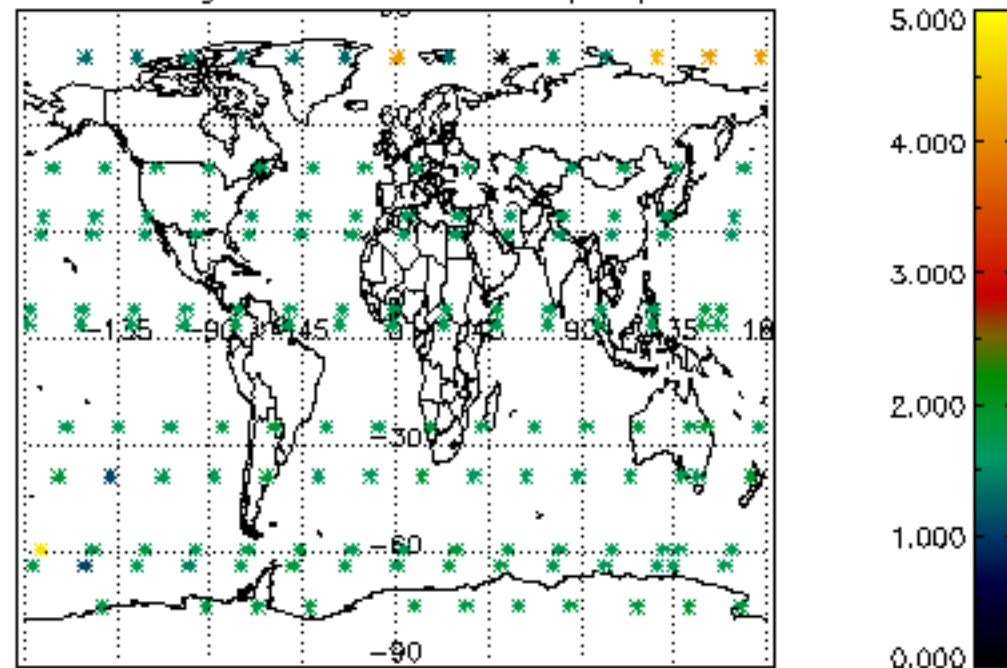
Percentage of saturation errors per profile



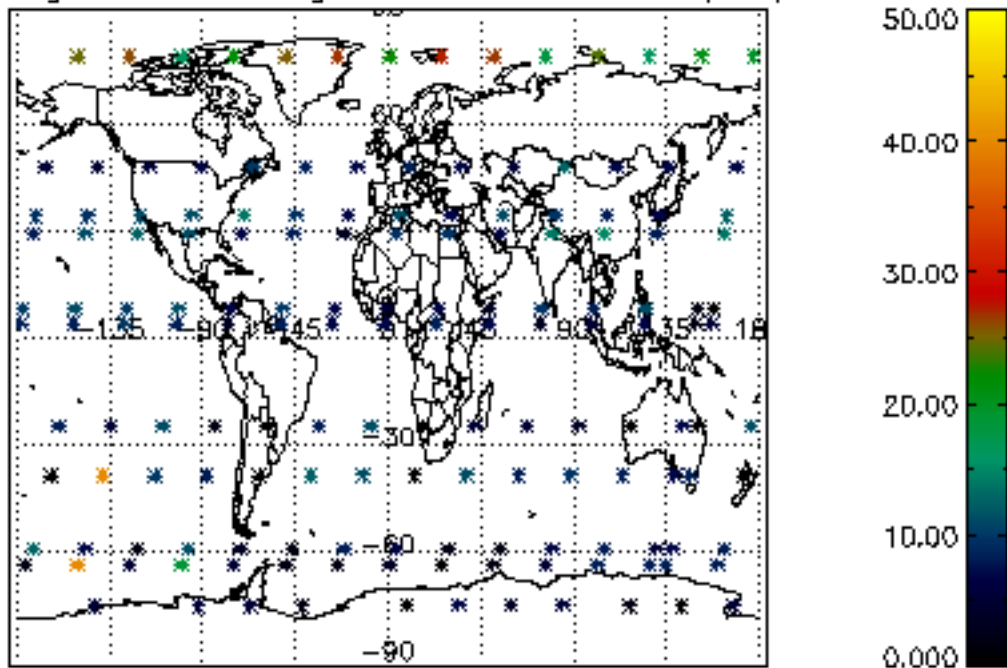
Percentage of cosmic ray hits per profile



Percentage of datation errors per profile



Percentage of star falling outside central band per profile



Percentage of saturation errors per profile

