

GOMOS Level 2 Daily Report

SUMMARY

[1. General Info](#)

[2. Summary of processed GOM_NL_2P products](#)

[3. Level 2 Quality information per product](#)

[3.1 Plot of level 2 quality information per product \(time dependant\)](#)

[3.2 Plot of level 2 quality information per product \(world map\)](#)

[4. Level 1 Quality information per product \(stored on level 2 products\)](#)

[4.1 Plot of level 1 quality information per product \(time dependant\)](#)

[4.1.1 Plot of level 1 quality information per product \(time dependant\): ASCENDING](#)

[4.1.2 Plot of level 1 quality information per product \(time dependant\): DESCENDING](#)

[4.2 Plot of level 1 quality information per product \(world map\)](#)

[4.2.1 Plot of level 1 quality information per product \(world map\): ASCENDING](#)

[4.2.2 Plot of level 1 quality information per product \(world map\): DESCENDING](#)

[5. Ozone profiles based on quality statistics and other trace gas profiles](#)

[5.1 Ozone statistics based on quality of products](#)

[5.2 Plot ozone profiles for all STD \(dark without errors\)](#)

[5.3 Plot ozone profiles where STD < 20% \(dark without errors\)](#)

[5.4. Plot ozone profiles where STD < 10% \(dark without errors\)](#)

[5.5. Plot ozone profiles where STD < 5% \(dark without errors\)](#)

[5.6 Plot NO2 profiles for all STD \(dark without errors\)](#)

[5.7 Plot NO3 profiles for all STD \(dark without errors\)](#)

[5.8 Plot H2O profiles \(only for occultations of stars 1,2,3,4,13,14,16,26,63 dark without errors\) for all STD](#)

[6. Auxiliary Data Files used for the production reported in section 2](#)

This report presents the daily analysis on parameters extracted from GOMOS level 2 data (GOM_NL__2P). It is intended to monitor some important parameters that will impact the quality of these products. A list of level 2 products (and content) that have arrived during the reporting day to the PCF is also given.

Item	Value
Time of report generation	24APR2013 05:28:31
Data source version	GOMOS/6.01
Start time of products	01-11-2006 (01NOV2006 00:00:00)
Stop time of products	02-11-2006 (02NOV2006 00:00:00)
Store outputs in DB	Yes
Nb of level 2 prods	223
Nb of prods with errors	1

2. Summary of processed GOM_NL__2P products.

Nr	Filename	UTC Start time	Limb	Duration	Star Id	Star Name	Star Mag	Star Temp	Nb Meas	Orbit	Prod. error
1	GOM_NL__2PRFIN20061101_001602_000000392052_00317_24419_3100.N1	01-NOV-2006 00:16:02	Straylight	38.500	52	16Bet Cet	2.0370	4500.0	77	24419	No
2	GOM_NL__2PRFIN20061101_002533_000000292052_00317_24419_3101.N1	01-NOV-2006 00:25:33	Bright	28.500	140	88Gam Peg	2.8340	26000.	57	24419	No
3	GOM_NL__2PRFIN20061101_002925_000000312052_00317_24419_3102.N1	01-NOV-2006 00:29:25	Bright	31.000	58	21Alp And	2.0730	11000.	62	24419	No
4	GOM_NL__2PRFIN20061101_003054_000000312052_00317_24419_3103.N1	01-NOV-2006 00:30:54	Bright	30.500	53	43Bet And	2.0480	3300.0	61	24419	No
5	GOM_NL__2PRFIN20061101_003646_000000312052_00317_24419_3104.N1	01-NOV-2006 00:36:46	Bright	30.500	68	18Alp Cas	2.2250	4500.0	61	24419	No
6	GOM_NL__2PRFIN20061101_003758_000000282052_00317_24419_3105.N1	01-NOV-2006 00:37:58	Bright	28.000	76	27Gam Cas	2.3000	30000.	56	24419	No
7	GOM_NL__2PRFIN20061101_004603_000000282052_00317_24419_3106.N1	01-NOV-2006 00:46:03	Bright	27.500	49	1Alp UMi	1.9900	6300.0	55	24419	No
8	GOM_NL__2PRFIN20061101_004952_000000302052_00317_24419_3107.N1	01-NOV-2006 00:49:52	Bright	30.000	60	7Bet UMi	2.0810	3950.0	60	24419	No
9	GOM_NL__2PRFIN20061101_005545_000000302052_00317_24419_3108.N1	01-NOV-2006 00:55:45	Bright	30.000	32	77Eps UMa	1.7630	11000.	60	24419	No
10	GOM_NL__2PRFIN20061101_005703_000000282052_00317_24419_3109.N1	01-NOV-2006 00:57:03	Bright	28.000	39	85Eta UMa	1.8540	24000.	56	24419	No
11	GOM_NL__2PRFIN20061101_010039_000000282052_00317_24419_3110.N1	01-NOV-2006 01:00:39	Bright	28.000	152	12Alp2CVn	2.8900	11000.	56	24419	No
12	GOM_NL__2PRFIN20061101_010804_000000292052_00317_24419_3111.N1	01-NOV-2006 01:08:04	Bright	28.500	62	94Bet Leo	2.1360	9700.0	57	24419	No
13	GOM_NL__2PRFIN20061101_012642_000000332052_00317_24419_3112.N1	01-NOV-2006 01:26:42	Dark	33.000	113	Mu Vel	2.6920	5000.0	66	24419	No
14	GOM_NL__2PRFIN20061101_013027_000000352052_00318_24420_3100.N1	01-NOV-2006 01:30:27	Dark	34.500	91	Kap Vel	2.4900	26000.	69	24420	No
15	GOM_NL__2PRFIN20061101_014354_000000322052_00318_24420_3101.N1	01-NOV-2006 01:43:54	Dark	31.500	143	Alp Hyi	2.8570	7200.0	63	24420	No
16	GOM_NL__2PRFIN20061101_014518_000000332052_00318_24420_3102.N1	01-NOV-2006 01:45:18	Dark	33.000	9	Alp Eri	0.45300	24000.	66	24420	No
17	GOM_NL__2PRFIN20061101_015638_000000352052_00318_24420_3103.N1	01-NOV-2006 01:56:38	Straylight	35.000	52	16Bet Cet	2.0370	4500.0	70	24420	No
18	GOM_NL__2PRFIN20061101_020609_000000302052_00318_24420_3104.N1	01-NOV-2006 02:06:09	Bright	29.500	140	88Gam Peg	2.8340	26000.	59	24420	No
19	GOM_NL__2PRFIN20061101_021000_000000322052_00318_24420_3105.N1	01-NOV-2006 02:10:00	Bright	32.000	58	21Alp And	2.0730	11000.	64	24420	No
20	GOM_NL__2PRFIN20061101_021130_000000332052_00318_24420_3106.N1	01-NOV-2006 02:11:30	Bright	32.500	53	43Bet And	2.0480	3300.0	65	24420	No
21	GOM_NL__2PRFIN20061101_021722_000000312052_00318_24420_3107.N1	01-NOV-2006 02:17:22	Bright	30.500	68	18Alp Cas	2.2250	4500.0	61	24420	No
22	GOM_NL__2PRFIN20061101_021834_000000302052_00318_24420_3108.N1	01-NOV-2006 02:18:34	Bright	29.500	76	27Gam Cas	2.3000	30000.	59	24420	No
23	GOM_NL__2PRFIN20061101_022639_000000302052_00318_24420_3109.N1	01-NOV-2006 02:26:39	Bright	29.500	49	1Alp UMi	1.9900	6300.0	59	24420	No
24	GOM_NL__2PRFIN20061101_023028_000000312052_00318_24420_3110.N1	01-NOV-2006 02:30:28	Bright	30.500	60	7Bet UMi	2.0810	3950.0	61	24420	No
25	GOM_NL__2PRFIN20061101_023622_000000322052_00318_24420_3111.N1	01-NOV-2006 02:36:22	Bright	31.500	32	77Eps UMa	1.7630	11000.	63	24420	No
26	GOM_NL__2PRFIN20061101_023739_000000352052_00318_24420_3112.N1	01-NOV-2006 02:37:39	Bright	34.500	39	85Eta UMa	1.8540	24000.	69	24420	No
27	GOM_NL__2PRFIN20061101_024840_000000292052_00318_24420_3113.N1	01-NOV-2006 02:48:40	Bright	29.000	62	94Bet Leo	2.1360	9700.0	58	24420	No
28	GOM_NL__2PRFIN20061101_030719_000000352052_00318_24420_3114.N1	01-NOV-2006 03:07:19	Dark	35.000	113	Mu Vel	2.6920	5000.0	70	24420	No
29	GOM_NL__2PRFIN20061101_031103_000000332052_00319_24421_3101.N1	01-NOV-2006 03:11:03	Dark	33.000	91	Kap Vel	2.4900	26000.	66	24421	No
30	GOM_NL__2PRFIN20061101_032431_000000312052_00319_24421_3102.N1	01-NOV-2006 03:24:31	Dark	31.000	143	Alp Hyi	2.8570	7200.0	62	24421	No
31	GOM_NL__2PRFIN20061101_032554_000000442052_00319_24421_3103.N1	01-NOV-2006 03:25:54	Dark	43.500	9	Alp Eri	0.45300	24000.	87	24421	No
32	GOM_NL__2PRFIN20061101_033715_000000372052_00319_24421_3104.N1	01-NOV-2006 03:37:15	Straylight	37.000	52	16Bet Cet	2.0370	4500.0	74	24421	No
33	GOM_NL__2PRFIN20061101_034645_000000312052_00319_24421_3105.N1	01-NOV-2006 03:46:45	Bright	30.500	140	88Gam Peg	2.8340	26000.	61	24421	No
34	GOM_NL__2PRFIN20061101_035037_000000302052_00319_24421_3106.N1	01-NOV-2006 03:50:37	Bright	30.000	58	21Alp And	2.0730	11000.	60	24421	No
35	GOM_NL__2PRFIN20061101_035206_000000312052_00319_24421_3107.N1	01-NOV-2006 03:52:06	Bright	31.000	53	43Bet And	2.0480	3300.0	62	24421	No
36	GOM_NL__2PRFIN20061101_035758_000000312052_00319_24421_3108.N1	01-NOV-2006 03:57:58	Bright	30.500	68	18Alp Cas	2.2250	4500.0	61	24421	No
37	GOM_NL__2PRFIN20061101_035910_000000302052_00319_24421_3109.N1	01-NOV-2006 03:59:10	Bright	29.500	76	27Gam Cas	2.3000	30000.	59	24421	No
38	GOM_NL__2PRFIN20061101_040715_000000292052_00319_24421_3110.N1	01-NOV-2006 04:07:15	Bright	28.500	49	1Alp UMi	1.9900	6300.0	57	24421	No
39	GOM_NL__2PRFIN20061101_041104_000000322052_00319_24421_3111.N1	01-NOV-2006 04:11:04	Bright	31.500	60	7Bet UMi	2.0810	3950.0	63	24421	No
40	GOM_NL__2PRFIN20061101_041657_000000302052_00319_24421_3112.N1	01-NOV-2006 04:16:57	Bright	30.000	32	77Eps UMa	1.7630	11000.	60	24421	No
41	GOM_NL__2PRFIN20061101_041815_000000392052_00319_24421_3113.N1	01-NOV-2006 04:18:15	Bright	38.500	39	85Eta UMa	1.8540	24000.	77	24421	No
42	GOM_NL__2PRFIN20061101_042151_000000282052_00319_24421_3114.N1	01-NOV-2006 04:21:51	Bright	27.500	152	12Alp2CVn	2.8900	11000.	55	24421	No

43	GOM_NL__2PRFIN20061101_042917_000000292052_00319_24421_3115.N1	01-NOV-2006 04:29:17	Bright	28.500	62	94Bet Leo	2.1360	9700.0	57	24421	No
44	GOM_NL__2PRFIN20061101_044755_000000362052_00319_24421_3116.N1	01-NOV-2006 04:47:55	Dark	35.500	113	Mu Vel	2.6920	5000.0	71	24421	No
45	GOM_NL__2PRFIN20061101_045141_000000332052_00320_24422_3101.N1	01-NOV-2006 04:51:41	Dark	33.000	91	Kap Vel	2.4900	26000.	66	24422	No
46	GOM_NL__2PRFIN20061101_050507_000000312052_00320_24422_3102.N1	01-NOV-2006 05:05:07	Dark	31.000	143	Alp Hyi	2.8570	7200.0	62	24422	No
47	GOM_NL__2PRFIN20061101_050630_000000392052_00320_24422_3103.N1	01-NOV-2006 05:06:30	Dark	39.000	9	Alp Eri	0.45300	24000.	78	24422	No
48	GOM_NL__2PRFIN20061101_051751_000000372052_00320_24422_3104.N1	01-NOV-2006 05:17:51	Straylight	36.500	52	16Bet Cet	2.0370	4500.0	73	24422	No
49	GOM_NL__2PRFIN20061101_052722_000000302052_00320_24422_3105.N1	01-NOV-2006 05:27:22	Bright	30.000	140	88Gam Peg	2.8340	26000.	60	24422	No
50	GOM_NL__2PRFIN20061101_053113_000000302052_00320_24422_3106.N1	01-NOV-2006 05:31:13	Bright	30.000	58	21Alp And	2.0730	11000.	60	24422	No
51	GOM_NL__2PRFIN20061101_053241_000000302052_00320_24422_3107.N1	01-NOV-2006 05:32:41	Bright	30.000	53	43Bet And	2.0480	3300.0	60	24422	No
52	GOM_NL__2PRFIN20061101_053834_000000312052_00320_24422_3108.N1	01-NOV-2006 05:38:34	Bright	31.000	68	18Alp Cas	2.2250	4500.0	62	24422	No
53	GOM_NL__2PRFIN20061101_053946_000000302052_00320_24422_3109.N1	01-NOV-2006 05:39:46	Bright	30.000	76	27Gam Cas	2.3000	30000.	60	24422	No
54	GOM_NL__2PRFIN20061101_054751_000000312052_00320_24422_3110.N1	01-NOV-2006 05:47:51	Bright	30.500	49	1Alp UMi	1.9900	6300.0	61	24422	No
55	GOM_NL__2PRFIN20061101_055140_000000322052_00320_24422_3111.N1	01-NOV-2006 05:51:40	Bright	31.500	60	7Bet UMi	2.0810	3950.0	63	24422	No
56	GOM_NL__2PRFIN20061101_055734_000000342052_00320_24422_3112.N1	01-NOV-2006 05:57:34	Bright	34.000	32	77Eps UMa	1.7630	11000.	68	24422	No
57	GOM_NL__2PRFIN20061101_055851_000000282052_00320_24422_3113.N1	01-NOV-2006 05:58:51	Bright	27.500	39	85Eta UMa	1.8540	24000.	55	24422	No
58	GOM_NL__2PRFIN20061101_060227_000000292052_00320_24422_3114.N1	01-NOV-2006 06:02:27	Bright	28.500	152	12Alp2CVn	2.8900	11000.	57	24422	No
59	GOM_NL__2PRFIN20061101_060953_000000292052_00320_24422_3115.N1	01-NOV-2006 06:09:53	Bright	28.500	62	94Bet Leo	2.1360	9700.0	57	24422	No
60	GOM_NL__2PRFIN20061101_062831_000000332052_00320_24422_3116.N1	01-NOV-2006 06:28:31	Dark	33.000	113	Mu Vel	2.6920	5000.0	66	24422	No
61	GOM_NL__2PRFIN20061101_063216_000000332052_00321_24423_3101.N1	01-NOV-2006 06:32:16	Dark	32.500	91	Kap Vel	2.4900	26000.	65	24423	No
62	GOM_NL__2PRFIN20061101_064543_000000312052_00321_24423_3102.N1	01-NOV-2006 06:45:43	Dark	30.500	143	Alp Hyi	2.8570	7200.0	61	24423	No
63	GOM_NL__2PRFIN20061101_064706_000000352052_00321_24423_3103.N1	01-NOV-2006 06:47:06	Dark	34.500	9	Alp Eri	0.45300	24000.	69	24423	No
64	GOM_NL__2PRFIN20061101_065827_000000362052_00321_24423_3104.N1	01-NOV-2006 06:58:27	Straylight	35.500	52	16Bet Cet	2.0370	4500.0	71	24423	No
65	GOM_NL__2PRFIN20061101_070758_000000302052_00321_24423_3105.N1	01-NOV-2006 07:07:58	Bright	29.500	140	88Gam Peg	2.8340	26000.	59	24423	No
66	GOM_NL__2PRFIN20061101_071149_000000312052_00321_24423_3106.N1	01-NOV-2006 07:11:49	Bright	31.000	58	21Alp And	2.0730	11000.	62	24423	No
67	GOM_NL__2PRFIN20061101_071317_000000302052_00321_24423_3107.N1	01-NOV-2006 07:13:17	Bright	30.000	53	43Bet And	2.0480	3300.0	60	24423	No
68	GOM_NL__2PRFIN20061101_071910_000000312052_00321_24423_3108.N1	01-NOV-2006 07:19:10	Bright	30.500	68	18Alp Cas	2.2250	4500.0	61	24423	No
69	GOM_NL__2PRFIN20061101_072022_000000302052_00321_24423_3109.N1	01-NOV-2006 07:20:22	Bright	30.000	76	27Gam Cas	2.3000	30000.	60	24423	No
70	GOM_NL__2PRFIN20061101_072826_000000292052_00321_24423_3110.N1	01-NOV-2006 07:28:26	Bright	29.000	49	1Alp UMi	1.9900	6300.0	58	24423	No
71	GOM_NL__2PRFIN20061101_073217_000000312052_00321_24423_3111.N1	01-NOV-2006 07:32:17	Bright	30.500	60	7Bet UMi	2.0810	3950.0	61	24423	No
72	GOM_NL__2PRFIN20061101_073810_000000282052_00321_24423_3112.N1	01-NOV-2006 07:38:10	Bright	28.000	32	77Eps UMa	1.7630	11000.	56	24423	No
73	GOM_NL__2PRFIN20061101_073927_000000352052_00321_24423_3113.N1	01-NOV-2006 07:39:27	Bright	34.500	39	85Eta UMa	1.8540	24000.	69	24423	No
74	GOM_NL__2PRFIN20061101_074303_000000292052_00321_24423_3114.N1	01-NOV-2006 07:43:03	Bright	28.500	152	12Alp2CVn	2.8900	11000.	57	24423	No
75	GOM_NL__2PRFIN20061101_075029_000000292052_00321_24423_3115.N1	01-NOV-2006 07:50:29	Bright	28.500	62	94Bet Leo	2.1360	9700.0	57	24423	No
76	GOM_NL__2PRFIN20061101_080908_000000332052_00321_24423_3116.N1	01-NOV-2006 08:09:08	Dark	32.500	113	Mu Vel	2.6920	5000.0	65	24423	No
77	GOM_NL__2PRFIN20061101_081253_000000342052_00322_24424_3101.N1	01-NOV-2006 08:12:53	Dark	33.500	91	Kap Vel	2.4900	26000.	67	24424	No
78	GOM_NL__2PRFIN20061101_082619_000000312052_00322_24424_3102.N1	01-NOV-2006 08:26:19	Dark	30.500	143	Alp Hyi	2.8570	7200.0	61	24424	No
79	GOM_NL__2PRFIN20061101_082742_000000352052_00322_24424_3103.N1	01-NOV-2006 08:27:42	Dark	35.000	9	Alp Eri	0.45300	24000.	70	24424	No
80	GOM_NL__2PRFIN20061101_083903_000000342052_00322_24424_3104.N1	01-NOV-2006 08:39:03	Straylight	34.000	52	16Bet Cet	2.0370	4500.0	68	24424	No
81	GOM_NL__2PRFIN20061101_084834_000000312052_00322_24424_3105.N1	01-NOV-2006 08:48:34	Bright	31.000	140	88Gam Peg	2.8340	26000.	62	24424	No
82	GOM_NL__2PRFIN20061101_085225_000000302052_00322_24424_3106.N1	01-NOV-2006 08:52:25	Bright	30.000	58	21Alp And	2.0730	11000.	60	24424	No
83	GOM_NL__2PRFIN20061101_085353_000000312052_00322_24424_3107.N1	01-NOV-2006 08:53:53	Bright	30.500	53	43Bet And	2.0480	3300.0	61	24424	No
84	GOM_NL__2PRFIN20061101_085946_000000312052_00322_24424_3108.N1	01-NOV-2006 08:59:46	Bright	31.000	68	18Alp Cas	2.2250	4500.0	62	24424	No
85	GOM_NL__2PRFIN20061101_090057_000000302052_00322_24424_3109.N1	01-NOV-2006 09:00:57	Bright	30.000	76	27Gam Cas	2.3000	30000.	60	24424	No
86	GOM_NL__2PRFIN20061101_090902_000000282052_00322_24424_3110.N1	01-NOV-2006 09:09:02	Bright	27.500	49	1Alp UMi	1.9900	6300.0	55	24424	No
87	GOM_NL__2PRFIN20061101_091252_000000312052_00322_24424_3111.N1	01-NOV-2006 09:12:52	Bright	30.500	60	7Bet UMi	2.0810	3950.0	61	24424	No
88	GOM_NL__2PRFIN20061101_091846_000000302052_00322_24424_3112.N1	01-NOV-2006 09:18:46	Bright	29.500	32	77Eps UMa	1.7630	11000.	59	24424	No
89	GOM_NL__2PRFIN20061101_092004_000000292052_00322_24424_3113.N1	01-NOV-2006 09:20:04	Bright	29.000	39	85Eta UMa	1.8540	24000.	58	24424	No
90	GOM_NL__2PRFIN20061101_092340_000000282052_00322_24424_3114.N1	01-NOV-2006 09:23:40	Bright	28.000	152	12Alp2CVn	2.8900	11000.	56	24424	No
91	GOM_NL__2PRFIN20061101_093105_000000292052_00322_24424_3115.N1	01-NOV-2006 09:31:05	Bright	29.000	62	94Bet Leo	2.1360	9700.0	58	24424	No
92	GOM_NL__2PRFIN20061101_094944_000000372052_00322_24424_3116.N1	01-NOV-2006 09:49:44	Dark	37.000	113	Mu Vel	2.6920	5000.0	74	24424	No
93	GOM_NL__2PRFIN20061101_095329_000000332052_00323_24425_3101.N1	01-NOV-2006 09:53:29	Dark	33.000	91	Kap Vel	2.4900	26000.	66	24425	No
94	GOM_NL__2PRFIN20061101_100655_000000312052_00323_24425_3102.N1	01-NOV-2006 10:06:55	Dark	30.500	143	Alp Hyi	2.8570	7200.0	61	24425	No
95	GOM_NL__2PRFIN20061101_100819_000000332052_00323_24425_3103.N1	01-NOV-2006 10:08:19	Dark	32.500	9	Alp Eri	0.45300	24000.	65	24425	No
96	GOM_NL__2PRFIN20061101_101940_000000332052_00323_24425_3104.N1	01-NOV-2006 10:19:40	Straylight	33.000	52	16Bet Cet	2.0370	4500.0	66	24425	No
97	GOM_NL__2PRFIN20061101_102910_000000292052_00323_24425_3105.N1	01-NOV-2006 10:29:10	Bright	29.000	140	88Gam Peg	2.8340	26000.	58	24425	No
98	GOM_NL__2PRFIN20061101_103301_000000302052_00323_24425_3106.N1	01-NOV-2006 10:33:01	Bright	30.000	58	21Alp And	2.0730	11000.	60	24425	No
99	GOM_NL__2PRFIN20061101_103429_000000332052_00323_24425_3107.N1	01-NOV-2006 10:34:29	Bright	32.500	53	43Bet And	2.0480	3300.0	65	24425	No
100	GOM_NL__2PRFIN20061101_104022_000000282052_00323_24425_3108.N1	01-NOV-2006 10:40:22	Bright	28.000	68	18Alp Cas	2.2250	4500.0	56	24425	No
101	GOM_NL__2PRFIN20061101_104133_000000292052_00323_24425_3109.N1	01-NOV-2006 10:41:33	Bright	28.500	76	27Gam Cas	2.3000	30000.	57	24425	No

102	GOM_NL__2PRFIN20061101_104938_000000302052_00323_24425_3110.N1	01-NOV-2006 10:49:38	Bright	30.000	49	1Alp UMi	1.9900	6300.0	60	24425	No
103	GOM_NL__2PRFIN20061101_105328_000000312052_00323_24425_3111.N1	01-NOV-2006 10:53:28	Bright	30.500	60	7Bet UMi	2.0810	3950.0	61	24425	No
104	GOM_NL__2PRFIN20061101_105922_000000292052_00323_24425_3112.N1	01-NOV-2006 10:59:22	Bright	29.000	32	77Eps UMa	1.7630	11000.	58	24425	No
105	GOM_NL__2PRFIN20061101_110040_000000282052_00323_24425_3113.N1	01-NOV-2006 11:00:40	Bright	27.500	39	85Eta UMa	1.8540	24000.	55	24425	No
106	GOM_NL__2PRFIN20061101_110416_000000282052_00323_24425_3114.N1	01-NOV-2006 11:04:16	Bright	27.500	152	12Alp2CVn	2.8900	11000.	55	24425	No
107	GOM_NL__2PRFIN20061101_111141_000000292052_00323_24425_3115.N1	01-NOV-2006 11:11:41	Bright	29.000	62	94Bet Leo	2.1360	9700.0	58	24425	No
108	GOM_NL__2PRFIN20061101_113020_000000342052_00323_24425_3116.N1	01-NOV-2006 11:30:20	Dark	33.500	113	Mu Vel	2.6920	5000.0	67	24425	No
109	GOM_NL__2PRFIN20061101_113406_000000352052_00324_24426_3162.N1	01-NOV-2006 11:34:06	Dark	35.000	91	Kap Vel	2.4900	26000.	70	24426	No
110	GOM_NL__2PRFIN20061101_114731_000000322052_00324_24426_3163.N1	01-NOV-2006 11:47:31	Dark	31.500	143	Alp Hyi	2.8570	7200.0	63	24426	No
111	GOM_NL__2PRFIN20061101_114854_000000382052_00324_24426_3164.N1	01-NOV-2006 11:48:54	Dark	37.500	9	Alp Eri	0.45300	24000.	75	24426	No
112	GOM_NL__2PRFIN20061101_120015_000000372052_00324_24426_3165.N1	01-NOV-2006 12:00:15	Straylight	37.000	52	16Bet Cet	2.0370	4500.0	74	24426	No
113	GOM_NL__2PRFIN20061101_120946_000000292052_00324_24426_3166.N1	01-NOV-2006 12:09:46	Bright	29.000	140	88Gam Peg	2.8340	26000.	58	24426	No
114	GOM_NL__2PRFIN20061101_121338_000000312052_00324_24426_3167.N1	01-NOV-2006 12:13:38	Bright	31.000	58	21Alp And	2.0730	11000.	62	24426	No
115	GOM_NL__2PRFIN20061101_121505_000000302052_00324_24426_3168.N1	01-NOV-2006 12:15:05	Bright	30.000	53	43Bet And	2.0480	3300.0	60	24426	No
116	GOM_NL__2PRFIN20061101_122058_000000312052_00324_24426_3169.N1	01-NOV-2006 12:20:58	Bright	30.500	68	18Alp Cas	2.2250	4500.0	61	24426	No
117	GOM_NL__2PRFIN20061101_122209_000000302052_00324_24426_3170.N1	01-NOV-2006 12:22:09	Bright	29.500	76	27Gam Cas	2.3000	30000.	59	24426	No
118	GOM_NL__2PRFIN20061101_123014_000000312052_00324_24426_3171.N1	01-NOV-2006 12:30:14	Bright	30.500	49	1Alp UMi	1.9900	6300.0	61	24426	No
119	GOM_NL__2PRFIN20061101_123405_000000312052_00324_24426_3172.N1	01-NOV-2006 12:34:05	Bright	30.500	60	7Bet UMi	2.0810	3950.0	61	24426	No
120	GOM_NL__2PRFIN20061101_123958_000000282052_00324_24426_3173.N1	01-NOV-2006 12:39:58	Bright	27.500	32	77Eps UMa	1.7630	11000.	55	24426	No
121	GOM_NL__2PRFIN20061101_124116_000000282052_00324_24426_3174.N1	01-NOV-2006 12:41:16	Bright	28.000	39	85Eta UMa	1.8540	24000.	56	24426	No
122	GOM_NL__2PRFIN20061101_124451_000000282052_00324_24426_3175.N1	01-NOV-2006 12:44:51	Bright	28.000	152	12Alp2CVn	2.8900	11000.	56	24426	No
123	GOM_NL__2PRFIN20061101_125217_000000312052_00324_24426_3176.N1	01-NOV-2006 12:52:17	Bright	30.500	62	94Bet Leo	2.1360	9700.0	61	24426	No
124	GOM_NL__2PRFIN20061101_131057_000000352052_00324_24426_3177.N1	01-NOV-2006 13:10:57	Dark	34.500	113	Mu Vel	2.6920	5000.0	69	24426	No
125	GOM_NL__2PRFIN20061101_132808_000000312052_00325_24427_3163.N1	01-NOV-2006 13:28:08	Dark	30.500	143	Alp Hyi	2.8570	7200.0	61	24427	No
126	GOM_NL__2PRFIN20061101_132930_000000402052_00325_24427_3164.N1	01-NOV-2006 13:29:30	Dark	39.500	9	Alp Eri	0.45300	24000.	79	24427	No
127	GOM_NL__2PRFIN20061101_134051_000000382052_00325_24427_3165.N1	01-NOV-2006 13:40:51	Straylight	37.500	52	16Bet Cet	2.0370	4500.0	75	24427	No
128	GOM_NL__2PRFIN20061101_135022_000000302052_00325_24427_3166.N1	01-NOV-2006 13:50:22	Bright	29.500	140	88Gam Peg	2.8340	26000.	59	24427	No
129	GOM_NL__2PRFIN20061101_135414_000000292052_00325_24427_3167.N1	01-NOV-2006 13:54:14	Bright	29.000	58	21Alp And	2.0730	11000.	58	24427	No
130	GOM_NL__2PRFIN20061101_135541_000000322052_00325_24427_3168.N1	01-NOV-2006 13:55:41	Bright	32.000	53	43Bet And	2.0480	3300.0	64	24427	No
131	GOM_NL__2PRFIN20061101_140134_000000312052_00325_24427_3169.N1	01-NOV-2006 14:01:34	Bright	30.500	68	18Alp Cas	2.2250	4500.0	61	24427	No
132	GOM_NL__2PRFIN20061101_140245_000000312052_00325_24427_3170.N1	01-NOV-2006 14:02:45	Bright	30.500	76	27Gam Cas	2.3000	30000.	61	24427	No
133	GOM_NL__2PRFIN20061101_141050_000000272052_00325_24427_3171.N1	01-NOV-2006 14:10:50	Bright	26.500	49	1Alp UMi	1.9900	6300.0	53	24427	No
134	GOM_NL__2PRFIN20061101_141441_000000262052_00325_24427_3172.N1	01-NOV-2006 14:14:41	Bright	26.000	60	7Bet UMi	2.0810	3950.0	52	24427	No
135	GOM_NL__2PRFIN20061101_142034_000000322052_00325_24427_3173.N1	01-NOV-2006 14:20:34	Bright	31.500	32	77Eps UMa	1.7630	11000.	63	24427	No
136	GOM_NL__2PRFIN20061101_142152_000000292052_00325_24427_3174.N1	01-NOV-2006 14:21:52	Bright	28.500	39	85Eta UMa	1.8540	24000.	57	24427	No
137	GOM_NL__2PRFIN20061101_142528_000000292052_00325_24427_3175.N1	01-NOV-2006 14:25:28	Bright	28.500	152	12Alp2CVn	2.8900	11000.	57	24427	No
138	GOM_NL__2PRFIN20061101_143254_000000302052_00325_24427_3176.N1	01-NOV-2006 14:32:54	Bright	30.000	62	94Bet Leo	2.1360	9700.0	60	24427	No
139	GOM_NL__2PRFIN20061101_145133_000000342052_00325_24427_3177.N1	01-NOV-2006 14:51:33	Dark	33.500	113	Mu Vel	2.6920	5000.0	67	24427	No
140	GOM_NL__2PRFIN20061101_150843_000000312052_00326_24428_3164.N1	01-NOV-2006 15:08:43	Dark	31.000	143	Alp Hyi	2.8570	7200.0	62	24428	No
141	GOM_NL__2PRFIN20061101_151006_000000382052_00326_24428_3165.N1	01-NOV-2006 15:10:06	Dark	38.000	9	Alp Eri	0.45300	24000.	76	24428	No
142	GOM_NL__2PRFIN20061101_152127_000000392052_00326_24428_3166.N1	01-NOV-2006 15:21:27	Straylight	39.000	52	16Bet Cet	2.0370	4500.0	78	24428	No
143	GOM_NL__2PRFIN20061101_153058_000000312052_00326_24428_3167.N1	01-NOV-2006 15:30:58	Bright	30.500	140	88Gam Peg	2.8340	26000.	61	24428	No
144	GOM_NL__2PRFIN20061101_153450_000000312052_00326_24428_3168.N1	01-NOV-2006 15:34:50	Bright	30.500	58	21Alp And	2.0730	11000.	61	24428	No
145	GOM_NL__2PRFIN20061101_153617_000000322052_00326_24428_3169.N1	01-NOV-2006 15:36:17	Bright	31.500	53	43Bet And	2.0480	3300.0	63	24428	No
146	GOM_NL__2PRFIN20061101_154210_000000312052_00326_24428_3170.N1	01-NOV-2006 15:42:10	Bright	30.500	68	18Alp Cas	2.2250	4500.0	61	24428	No
147	GOM_NL__2PRFIN20061101_154321_000000312052_00326_24428_3171.N1	01-NOV-2006 15:43:21	Bright	30.500	76	27Gam Cas	2.3000	30000.	61	24428	No
148	GOM_NL__2PRFIN20061101_155126_000000292052_00326_24428_3172.N1	01-NOV-2006 15:51:26	Bright	29.000	49	1Alp UMi	1.9900	6300.0	58	24428	No
149	GOM_NL__2PRFIN20061101_155517_000000302052_00326_24428_3173.N1	01-NOV-2006 15:55:17	Bright	30.000	60	7Bet UMi	2.0810	3950.0	60	24428	No
150	GOM_NL__2PRFIN20061101_160110_000000302052_00326_24428_3174.N1	01-NOV-2006 16:01:10	Bright	29.500	32	77Eps UMa	1.7630	11000.	59	24428	No
151	GOM_NL__2PRFIN20061101_160228_000000292052_00326_24428_3175.N1	01-NOV-2006 16:02:28	Bright	29.000	39	85Eta UMa	1.8540	24000.	58	24428	No
152	GOM_NL__2PRFIN20061101_160604_000000282052_00326_24428_3176.N1	01-NOV-2006 16:06:04	Bright	28.000	152	12Alp2CVn	2.8900	11000.	56	24428	No
153	GOM_NL__2PRFIN20061101_161330_000000292052_00326_24428_3177.N1	01-NOV-2006 16:13:30	Bright	29.000	62	94Bet Leo	2.1360	9700.0	58	24428	No
154	GOM_NL__2PRFIN20061101_163209_000000362052_00326_24428_3178.N1	01-NOV-2006 16:32:09	Dark	35.500	113	Mu Vel	2.6920	5000.0	71	24428	No
155	GOM_NL__2PRFIN20061101_163556_000000342052_00327_24429_3121.N1	01-NOV-2006 16:35:56	Dark	33.500	91	Kap Vel	2.4900	26000.	67	24429	No
156	GOM_NL__2PRFIN20061101_164920_000000332052_00327_24429_3122.N1	01-NOV-2006 16:49:20	Dark	32.500	143	Alp Hyi	2.8570	7200.0	65	24429	No
157	GOM_NL__2PRFIN20061101_165043_000000362052_00327_24429_3123.N1	01-NOV-2006 16:50:43	Dark	36.000	9	Alp Eri	0.45300	24000.	72	24429	No
158	GOM_NL__2PRFIN20061101_170203_000000402052_00327_24429_3124.N1	01-NOV-2006 17:02:03	Straylight	39.500	52	16Bet Cet	2.0370	4500.0	79	24429	No
159	GOM_NL__2PRFIN20061101_171135_000000322052_00327_24429_3125.N1	01-NOV-2006 17:11:35	Bright	31.500	140	88Gam Peg	2.8340	26000.	63	24429	No
160	GOM_NL__2PRFIN20061101_171526_000000312052_00327_24429_3126.N1	01-NOV-2006 17:15:26	Bright	30.500	58	21Alp And	2.0730	11000.	61	24429	No

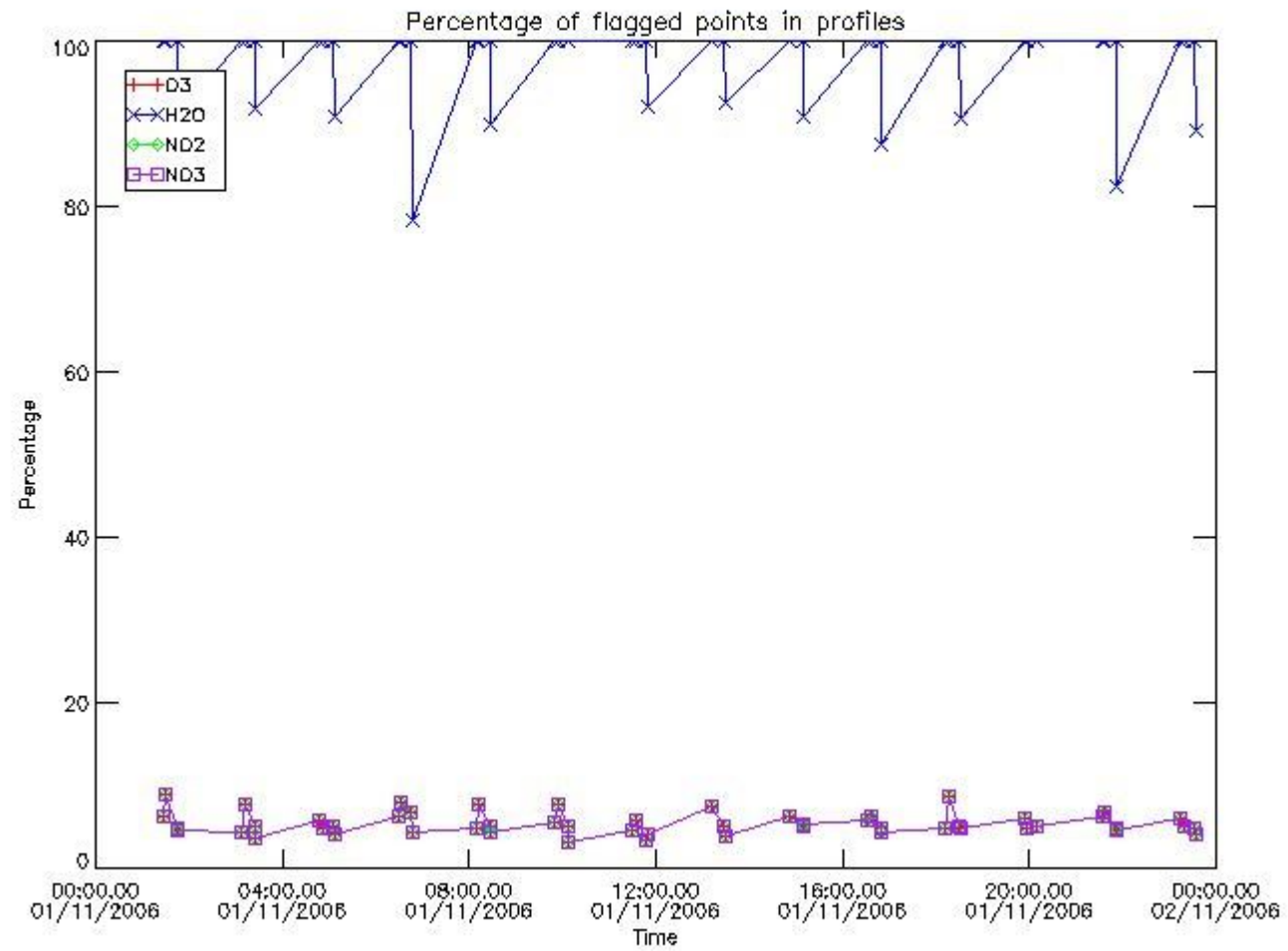
161	GOM_NL__2PRFIN20061101_171652_000000322052_00327_24429_3127.N1	01-NOV-2006 17:16:52	Bright	31.500	53	43Bet And	2.0480	3300.0	63	24429	No
162	GOM_NL__2PRFIN20061101_172246_000000312052_00327_24429_3128.N1	01-NOV-2006 17:22:46	Bright	30.500	68	18Alp Cas	2.2250	4500.0	61	24429	No
163	GOM_NL__2PRFIN20061101_172357_000000302052_00327_24429_3129.N1	01-NOV-2006 17:23:57	Bright	30.000	76	27Gam Cas	2.3000	30000.	60	24429	No
164	GOM_NL__2PRFIN20061101_173202_000000312052_00327_24429_3130.N1	01-NOV-2006 17:32:02	Bright	30.500	49	1Alp UMi	1.9900	6300.0	61	24429	No
165	GOM_NL__2PRFIN20061101_173553_000000302052_00327_24429_3131.N1	01-NOV-2006 17:35:53	Bright	29.500	60	7Bet UMi	2.0810	3950.0	59	24429	No
166	GOM_NL__2PRFIN20061101_174146_000000282052_00327_24429_3132.N1	01-NOV-2006 17:41:46	Bright	28.000	32	77Eps UMa	1.7630	11000.	56	24429	No
167	GOM_NL__2PRFIN20061101_174640_000000292052_00327_24429_3133.N1	01-NOV-2006 17:46:40	Bright	29.000	152	12Alp2CVn	2.8900	11000.	58	24429	No
168	GOM_NL__2PRFIN20061101_175406_000000302052_00327_24429_3134.N1	01-NOV-2006 17:54:06	Bright	30.000	62	94Bet Leo	2.1360	9700.0	60	24429	No
169	GOM_NL__2PRFIN20061101_181246_000000332052_00327_24429_3135.N1	01-NOV-2006 18:12:46	Dark	33.000	113	Mu Vel	2.6920	5000.0	66	24429	No
170	GOM_NL__2PRFIN20061101_181632_000000362052_00328_24430_3121.N1	01-NOV-2006 18:16:32	Dark	35.500	91	Kap Vel	2.4900	26000.	71	24430	No
171	GOM_NL__2PRFIN20061101_182956_000000312052_00328_24430_3122.N1	01-NOV-2006 18:29:56	Dark	30.500	143	Alp Hyi	2.8570	7200.0	61	24430	No
172	GOM_NL__2PRFIN20061101_183119_000000322052_00328_24430_3123.N1	01-NOV-2006 18:31:19	Dark	32.000	9	Alp Eri	0.45300	24000.	64	24430	No
173	GOM_NL__2PRFIN20061101_184240_000000392052_00328_24430_3124.N1	01-NOV-2006 18:42:40	Straylight	39.000	52	16Bet Cet	2.0370	4500.0	78	24430	No
174	GOM_NL__2PRFIN20061101_185211_000000302052_00328_24430_3125.N1	01-NOV-2006 18:52:11	Bright	30.000	140	88Gam Peg	2.8340	26000.	60	24430	No
175	GOM_NL__2PRFIN20061101_185602_000000312052_00328_24430_3126.N1	01-NOV-2006 18:56:02	Bright	30.500	58	21Alp And	2.0730	11000.	61	24430	No
176	GOM_NL__2PRFIN20061101_185729_000000322052_00328_24430_3127.N1	01-NOV-2006 18:57:29	Bright	32.000	53	43Bet And	2.0480	3300.0	64	24430	No
177	GOM_NL__2PRFIN20061101_190322_000000312052_00328_24430_3128.N1	01-NOV-2006 19:03:22	Bright	31.000	68	18Alp Cas	2.2250	4500.0	62	24430	No
178	GOM_NL__2PRFIN20061101_190433_000000302052_00328_24430_3129.N1	01-NOV-2006 19:04:33	Bright	29.500	76	27Gam Cas	2.3000	30000.	59	24430	No
179	GOM_NL__2PRFIN20061101_191238_000000312052_00328_24430_3130.N1	01-NOV-2006 19:12:38	Bright	30.500	49	1Alp UMi	1.9900	6300.0	61	24430	No
180	GOM_NL__2PRFIN20061101_191630_000000302052_00328_24430_3131.N1	01-NOV-2006 19:16:30	Bright	29.500	60	7Bet UMi	2.0810	3950.0	59	24430	No
181	GOM_NL__2PRFIN20061101_192222_000000312052_00328_24430_3132.N1	01-NOV-2006 19:22:22	Bright	30.500	32	77Eps UMa	1.7630	11000.	61	24430	No
182	GOM_NL__2PRFIN20061101_192340_000000462052_00328_24430_3133.N1	01-NOV-2006 19:23:40	Bright	46.000	39	85Eta UMa	1.8540	24000.	92	24430	No
183	GOM_NL__2PRFIN20061101_192716_000000322052_00328_24430_3134.N1	01-NOV-2006 19:27:16	Bright	32.000	152	12Alp2CVn	2.8900	11000.	64	24430	No
184	GOM_NL__2PRFIN20061101_193442_000000302052_00328_24430_3135.N1	01-NOV-2006 19:34:42	Bright	30.000	62	94Bet Leo	2.1360	9700.0	60	24430	No
185	GOM_NL__2PRFIN20061101_195322_000000342052_00328_24430_3136.N1	01-NOV-2006 19:53:22	Dark	34.000	113	Mu Vel	2.6920	5000.0	68	24430	No
186	GOM_NL__2PRFIN20061101_195658_000000322052_00329_24431_3121.N1	01-NOV-2006 19:56:58	Dark	32.000	124	The Car	2.7640	30000.	64	24431	No
187	GOM_NL__2PRFIN20061101_201032_000000302052_00329_24431_3122.N1	01-NOV-2006 20:10:32	Dark	30.000	143	Alp Hyi	2.8570	7200.0	60	24431	No
188	GOM_NL__2PRFIN20061101_201155_000000432052_00329_24431_3123.N1	01-NOV-2006 20:11:55	Dark	43.000	9	Alp Eri	0.45300	24000.	86	24431	Yes
189	GOM_NL__2PRFIN20061101_202316_000000362052_00329_24431_3124.N1	01-NOV-2006 20:23:16	Straylight	36.000	52	16Bet Cet	2.0370	4500.0	72	24431	No
190	GOM_NL__2PRFIN20061101_203247_000000312052_00329_24431_3125.N1	01-NOV-2006 20:32:47	Bright	31.000	140	88Gam Peg	2.8340	26000.	62	24431	No
191	GOM_NL__2PRFIN20061101_203638_000000312052_00329_24431_3126.N1	01-NOV-2006 20:36:38	Bright	31.000	58	21Alp And	2.0730	11000.	62	24431	No
192	GOM_NL__2PRFIN20061101_203804_000000332052_00329_24431_3127.N1	01-NOV-2006 20:38:04	Bright	32.500	53	43Bet And	2.0480	3300.0	65	24431	No
193	GOM_NL__2PRFIN20061101_204358_000000302052_00329_24431_3128.N1	01-NOV-2006 20:43:58	Bright	30.000	68	18Alp Cas	2.2250	4500.0	60	24431	No
194	GOM_NL__2PRFIN20061101_204509_000000292052_00329_24431_3129.N1	01-NOV-2006 20:45:09	Bright	28.500	76	27Gam Cas	2.3000	30000.	57	24431	No
195	GOM_NL__2PRFIN20061101_205314_000000302052_00329_24431_3130.N1	01-NOV-2006 20:53:14	Bright	30.000	49	1Alp UMi	1.9900	6300.0	60	24431	No
196	GOM_NL__2PRFIN20061101_205705_000000312052_00329_24431_3131.N1	01-NOV-2006 20:57:05	Bright	30.500	60	7Bet UMi	2.0810	3950.0	61	24431	No
197	GOM_NL__2PRFIN20061101_210258_000000322052_00329_24431_3132.N1	01-NOV-2006 21:02:58	Bright	31.500	32	77Eps UMa	1.7630	11000.	63	24431	No
198	GOM_NL__2PRFIN20061101_210417_000000292052_00329_24431_3133.N1	01-NOV-2006 21:04:17	Bright	29.000	39	85Eta UMa	1.8540	24000.	58	24431	No
199	GOM_NL__2PRFIN20061101_210752_000000372052_00329_24431_3134.N1	01-NOV-2006 21:07:52	Bright	37.000	152	12Alp2CVn	2.8900	11000.	74	24431	No
200	GOM_NL__2PRFIN20061101_211519_000000302052_00329_24431_3135.N1	01-NOV-2006 21:15:19	Bright	29.500	62	94Bet Leo	2.1360	9700.0	59	24431	No
201	GOM_NL__2PRFIN20061101_213358_000000342052_00329_24431_3136.N1	01-NOV-2006 21:33:58	Dark	33.500	113	Mu Vel	2.6920	5000.0	67	24431	No
202	GOM_NL__2PRFIN20061101_213734_000000312052_00330_24432_3121.N1	01-NOV-2006 21:37:34	Dark	30.500	124	The Car	2.7640	30000.	61	24432	No
203	GOM_NL__2PRFIN20061101_215108_000000322052_00330_24432_3122.N1	01-NOV-2006 21:51:08	Dark	31.500	143	Alp Hyi	2.8570	7200.0	63	24432	No
204	GOM_NL__2PRFIN20061101_215231_000000342052_00330_24432_3123.N1	01-NOV-2006 21:52:31	Dark	34.000	9	Alp Eri	0.45300	24000.	68	24432	No
205	GOM_NL__2PRFIN20061101_220352_000000342052_00330_24432_3124.N1	01-NOV-2006 22:03:52	Straylight	34.000	52	16Bet Cet	2.0370	4500.0	68	24432	No
206	GOM_NL__2PRFIN20061101_221323_000000292052_00330_24432_3125.N1	01-NOV-2006 22:13:23	Bright	28.500	140	88Gam Peg	2.8340	26000.	57	24432	No
207	GOM_NL__2PRFIN20061101_221715_000000312052_00330_24432_3126.N1	01-NOV-2006 22:17:15	Bright	31.000	58	21Alp And	2.0730	11000.	62	24432	No
208	GOM_NL__2PRFIN20061101_221840_000000302052_00330_24432_3127.N1	01-NOV-2006 22:18:40	Bright	29.500	53	43Bet And	2.0480	3300.0	59	24432	No
209	GOM_NL__2PRFIN20061101_222434_000000302052_00330_24432_3128.N1	01-NOV-2006 22:24:34	Bright	30.000	68	18Alp Cas	2.2250	4500.0	60	24432	No
210	GOM_NL__2PRFIN20061101_222545_000000322052_00330_24432_3129.N1	01-NOV-2006 22:25:45	Bright	31.500	76	27Gam Cas	2.3000	30000.	63	24432	No
211	GOM_NL__2PRFIN20061101_223350_000000302052_00330_24432_3130.N1	01-NOV-2006 22:33:50	Bright	30.000	49	1Alp UMi	1.9900	6300.0	60	24432	No
212	GOM_NL__2PRFIN20061101_223741_000000312052_00330_24432_3131.N1	01-NOV-2006 22:37:41	Bright	31.000	60	7Bet UMi	2.0810	3950.0	62	24432	No
213	GOM_NL__2PRFIN20061101_224334_000000462052_00330_24432_3132.N1	01-NOV-2006 22:43:34	Bright	46.000	32	77Eps UMa	1.7630	11000.	92	24432	No
214	GOM_NL__2PRFIN20061101_224453_000000462052_00330_24432_3133.N1	01-NOV-2006 22:44:53	Bright	46.000	39	85Eta UMa	1.8540	24000.	92	24432	No
215	GOM_NL__2PRFIN20061101_225555_000000292052_00330_24432_3134.N1	01-NOV-2006 22:55:55	Bright	29.000	62	94Bet Leo	2.1360	9700.0	58	24432	No
216	GOM_NL__2PRFIN20061101_231435_000000342052_00330_24432_3135.N1	01-NOV-2006 23:14:35	Dark	34.000	113	Mu Vel	2.6920	5000.0	68	24432	No
217	GOM_NL__2PRFIN20061101_231810_000000312052_00331_24433_3121.N1	01-NOV-2006 23:18:10	Dark	30.500	124	The Car	2.7640	30000.	61	24433	No
218	GOM_NL__2PRFIN20061101_233144_000000322052_00331_24433_3122.N1	01-NOV-2006 23:31:44	Dark	32.000	143	Alp Hyi	2.8570	7200.0	64	24433	No
219	GOM_NL__2PRFIN20061101_233307_000000372052_00331_24433_3123.N1	01-NOV-2006 23:33:07	Dark	37.000	9	Alp Eri	0.45300	24000.	74	24433	No

220	GOM_NL__2PRFIN20061101_234428_000000362052_00331_24433_3124.N1	01-NOV-2006 23:44:28	Straylight	35.500	52	16Bet Cet	2.0370	4500.0	71	24433	No
221	GOM_NL__2PRFIN20061101_235400_000000292052_00331_24433_3125.N1	01-NOV-2006 23:54:00	Bright	28.500	140	88Gam Peg	2.8340	26000.	57	24433	No
222	GOM_NL__2PRFIN20061101_235751_000000302052_00331_24433_3126.N1	01-NOV-2006 23:57:51	Bright	29.500	58	21Alp And	2.0730	11000.	59	24433	No
223	GOM_NL__2PRFIN20061101_235916_000000312052_00331_24433_3127.N1	01-NOV-2006 23:59:16	Bright	31.000	53	43Bet And	2.0480	3300.0	62	24433	No

3. Quality information per product

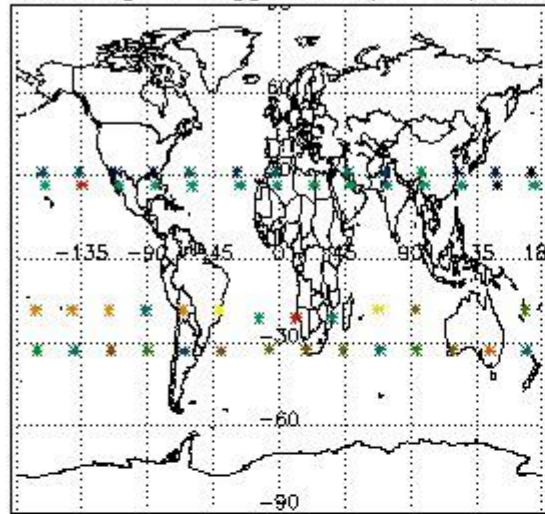
In this section it is plotted some information contained in the Quality Summary data set of the level 2 products. Only products in dark limb conditions and without errors (error flag in the MPH set to "0") are used.

3.1 Plot quality information per product (time dependant)

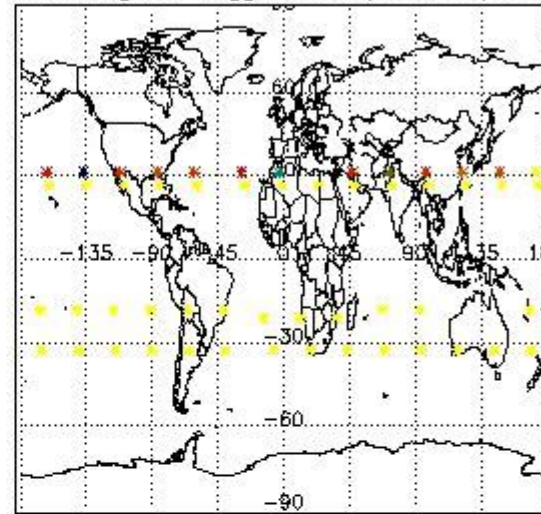


3.2 Plot quality information per product (world map)

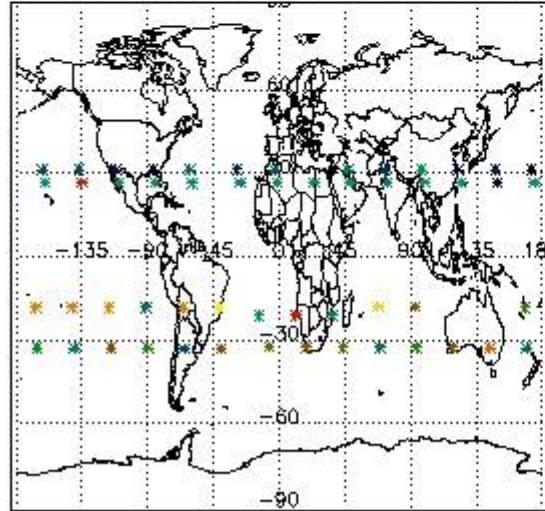
Percentage of flagged data per O3 profile



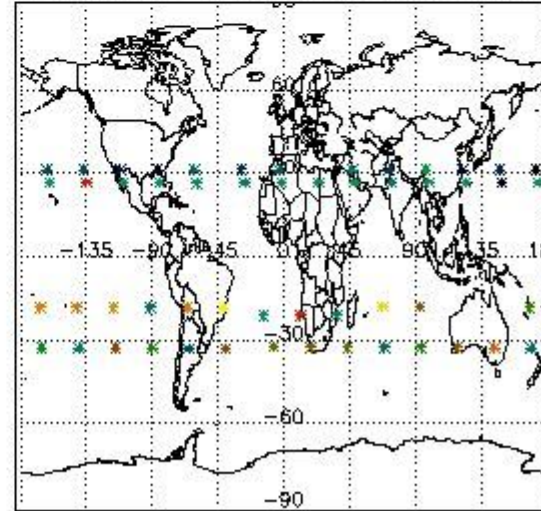
Percentage of flagged data per H2O profile



Percentage of flagged data per NO2 profile



Percentage of flagged data per NO3 profile

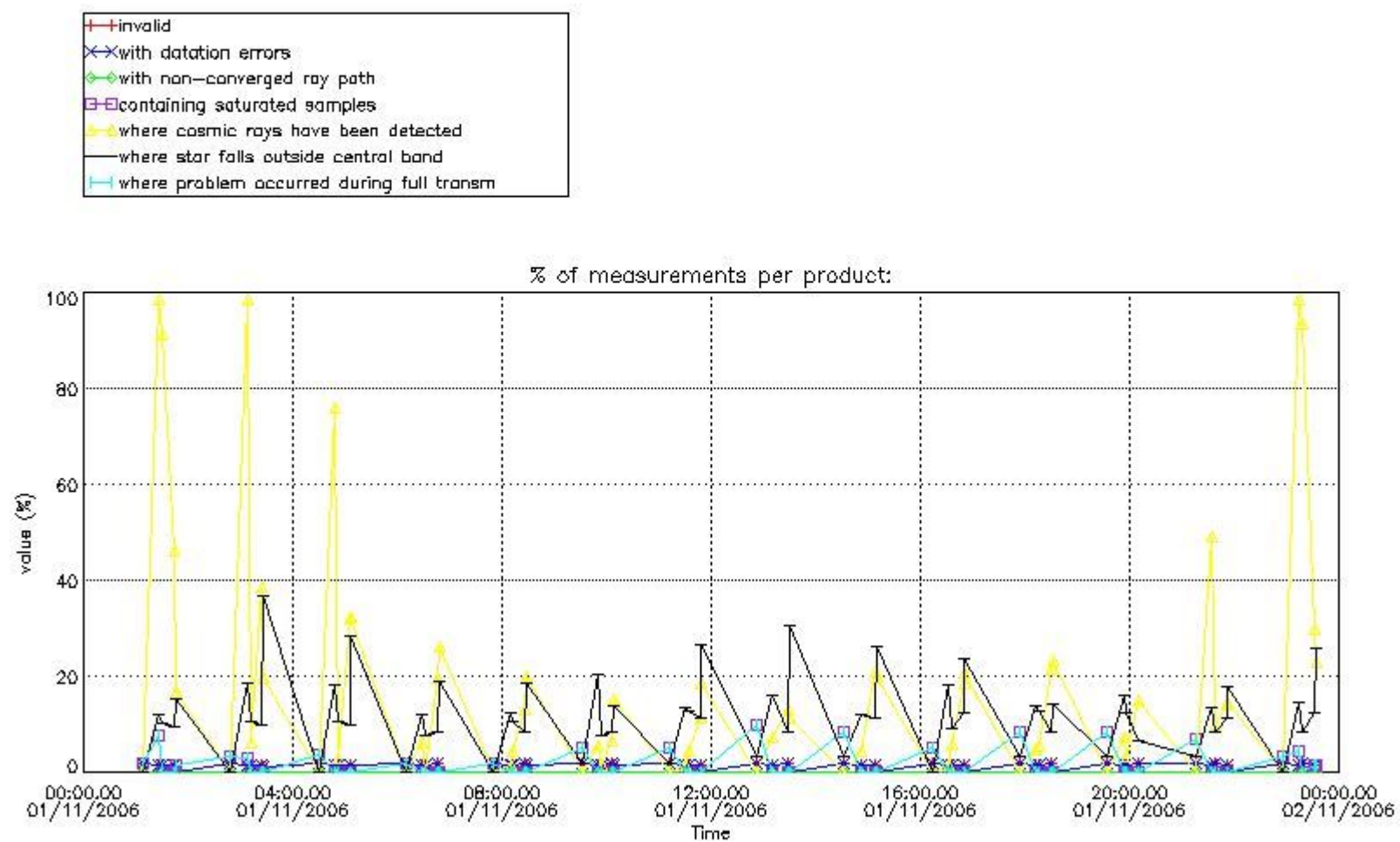


4. Level 1 quality information per product

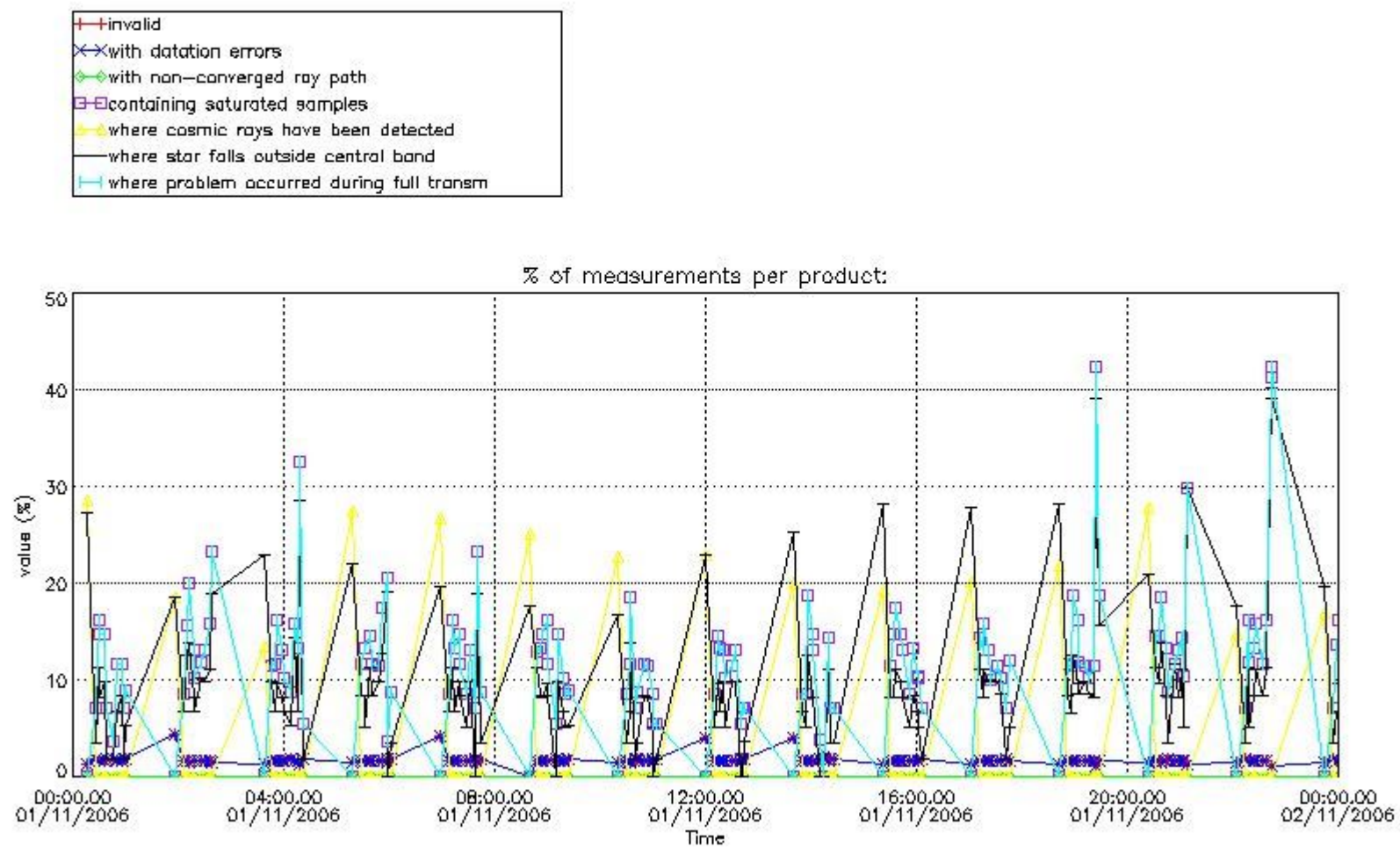
In this section it is plotted some information contained in the Quality Summary data set of the level 2 products that comes from the level 1b processing. Products without errors (error flag in the MPH set to "0") are used.

4.1 Plot quality information per product (time dependant) coming from level 1b processing

4.1.1 Plot level 1 quality information per product (time dependant): ENVISAT ASCENDING passes



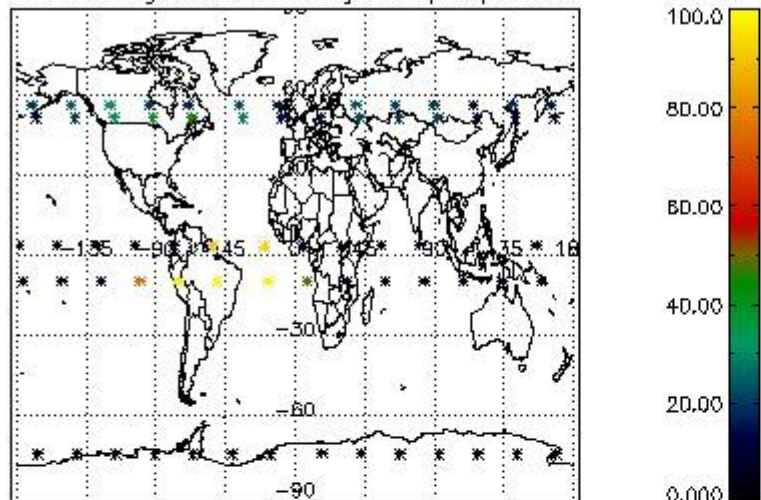
4.1.2 Plot level 1 quality information per product (time dependant): ENVI SAT DESCENDING passes



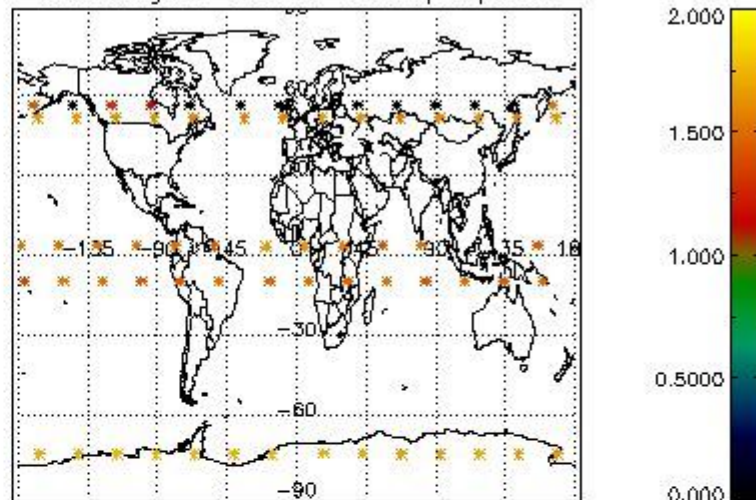
4.2 Plot quality information per product coming from level 1b processing (world map)

4.2.1 Plot level 1 quality information per product (world map): ENVISAT ASCENDING passes

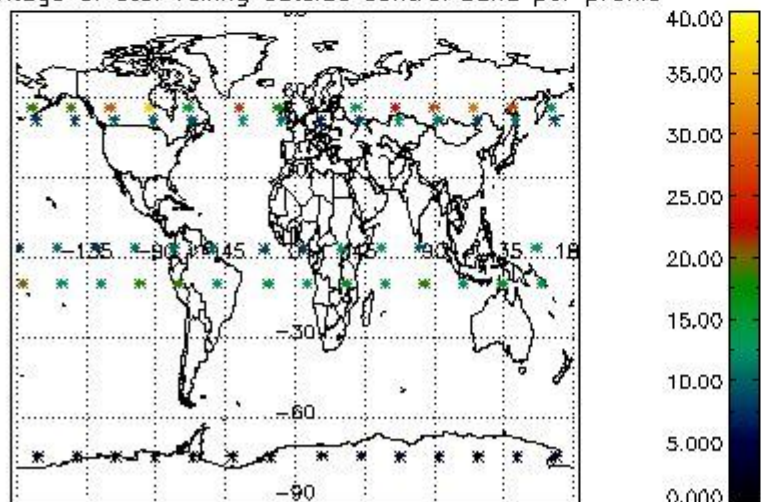
Percentage of cosmic ray hits per profile



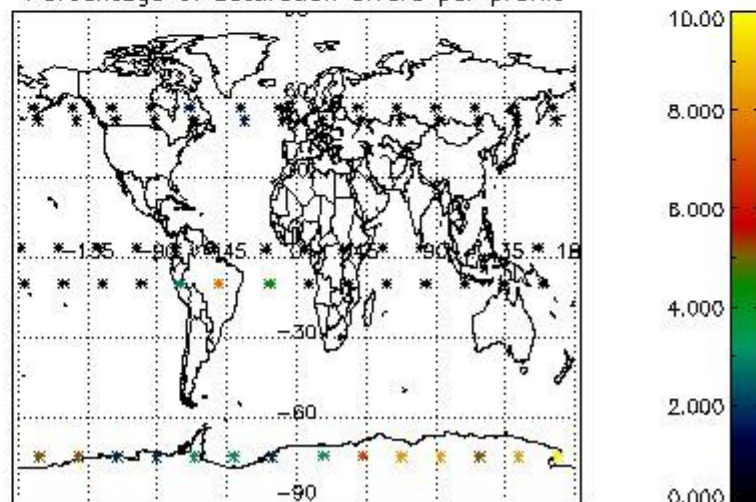
Percentage of datation errors per profile



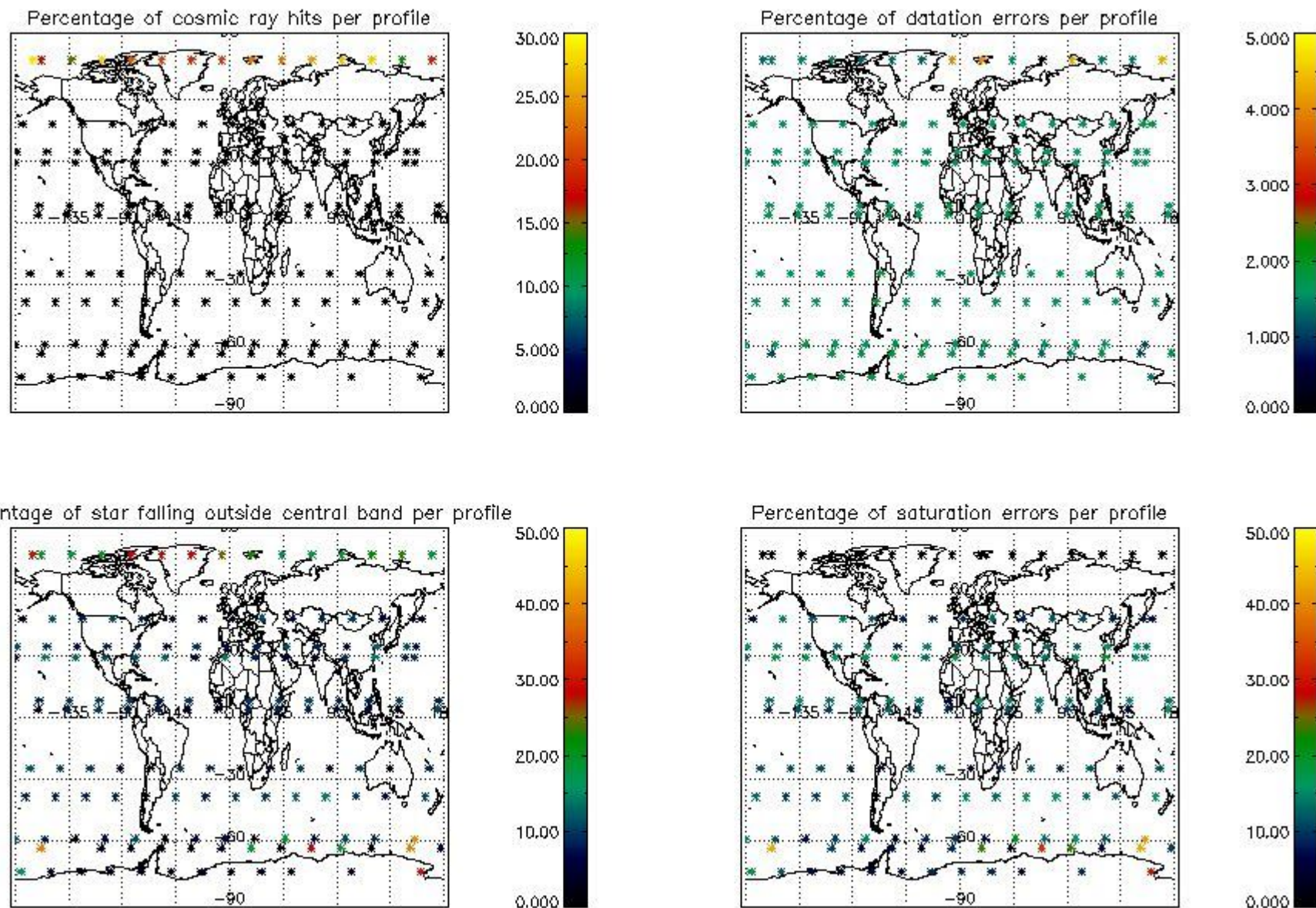
Percentage of star falling outside central band per profile



Percentage of saturation errors per profile



4.2.2 Plot level 1 quality information per product (world map): ENVISAT DESCENDING passes



5. Trace gas profiles

5.1 Ozone statistics based on quality of products

The final quality of the products can be "measured" using the STD (Standard Deviation) attached to every point profile. This information is written to the parameter GOM_NL__2P/NL_LOCAL_SPECIES_DENSITY/o3_std of the level 2 products. The table below shows the statistics for given STD ranges.

The statistics are given with respect to the overall valid production:

- Products without fatal errors: GOM_NL__2P/MPH/PRODUCT_ERR=0
- Valid point profile: GOM_NL__2P/NL_LOCAL_SPECIES_DENSITY/pcd(0)=0

The 'Criteria' is applied to valid points of dark limb products:

- Products in dark limb illumination condition: GOM_NL__2P/NL_SUMMARY_QUALITY/obs_ill_cond=0
- Products without fatal errors: GOM_NL__2P/MPH/PRODUCT_ERR=0
- Valid point profile: GOM_NL__2P/NL_LOCAL_SPECIES_DENSITY/pcd(0)=0

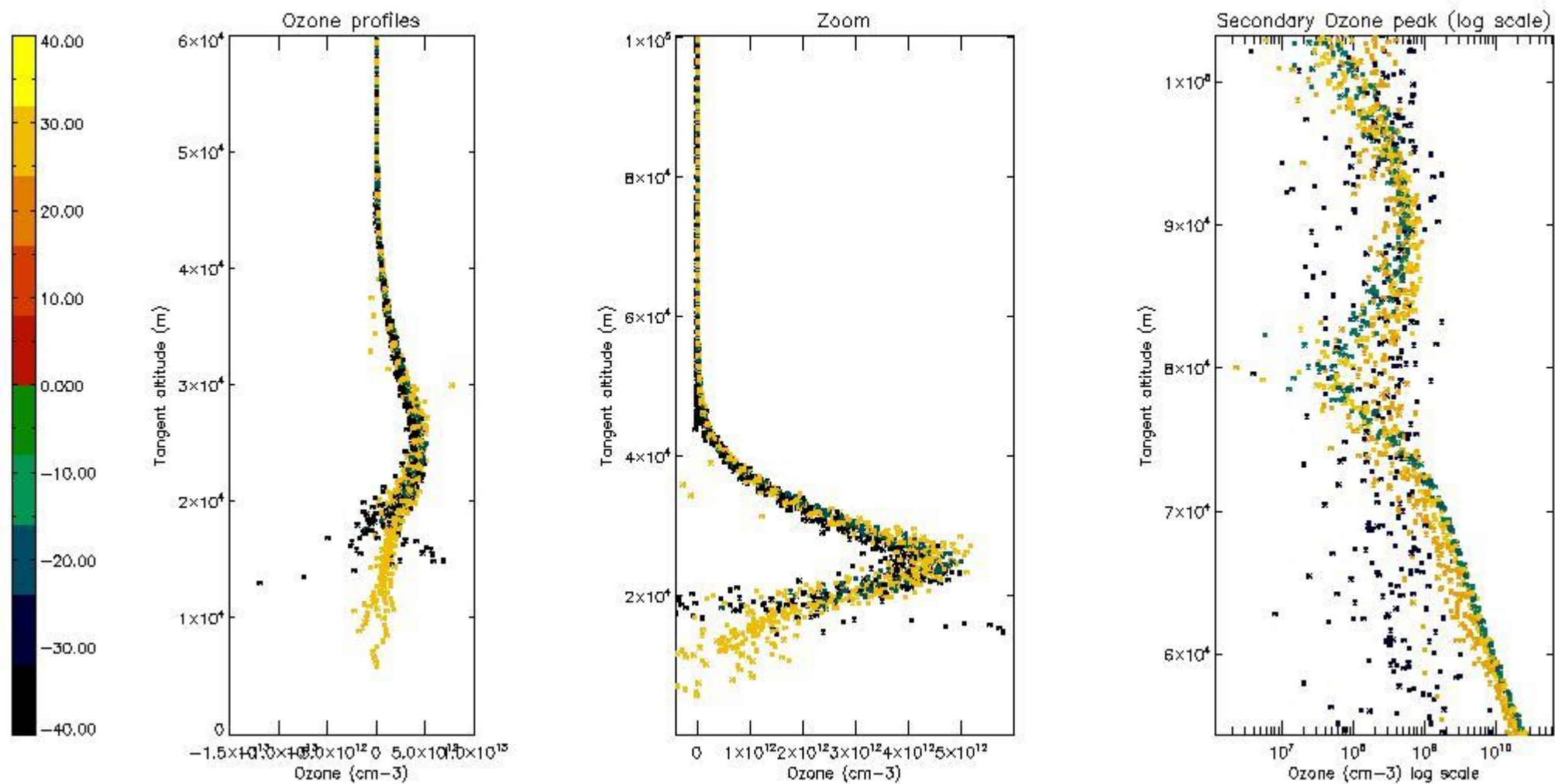
So, the table below shows the percentage of dark limb and valid observations for each criteria with respect to the overall valid daily observations.

Criteria	% of total production
All STD	26
STD < 20	15

STD < 10	11
STD < 5	7

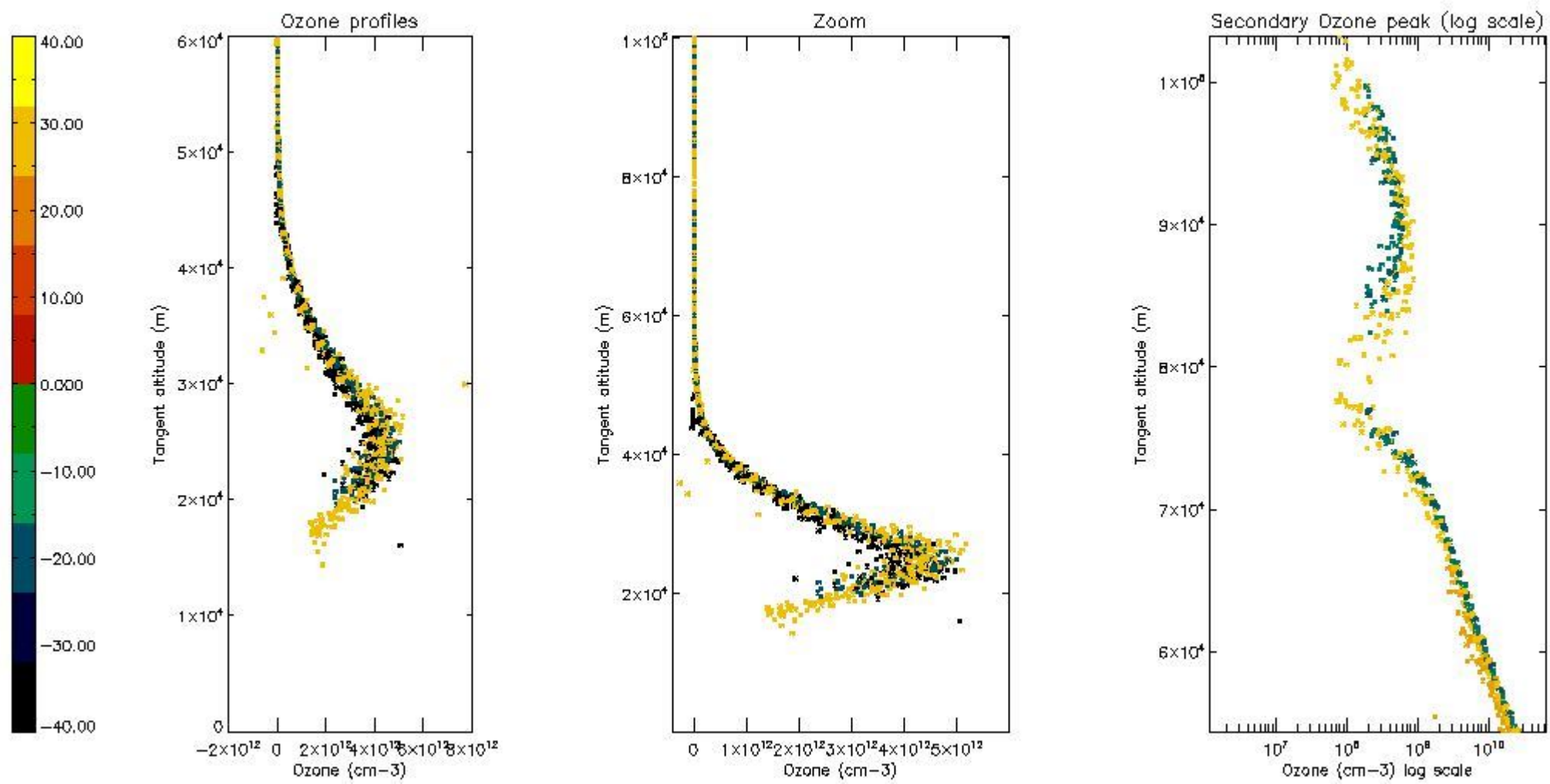
5.2 Plot ozone profiles for all STD (dark without errors)

The colorbar represents the latitude.



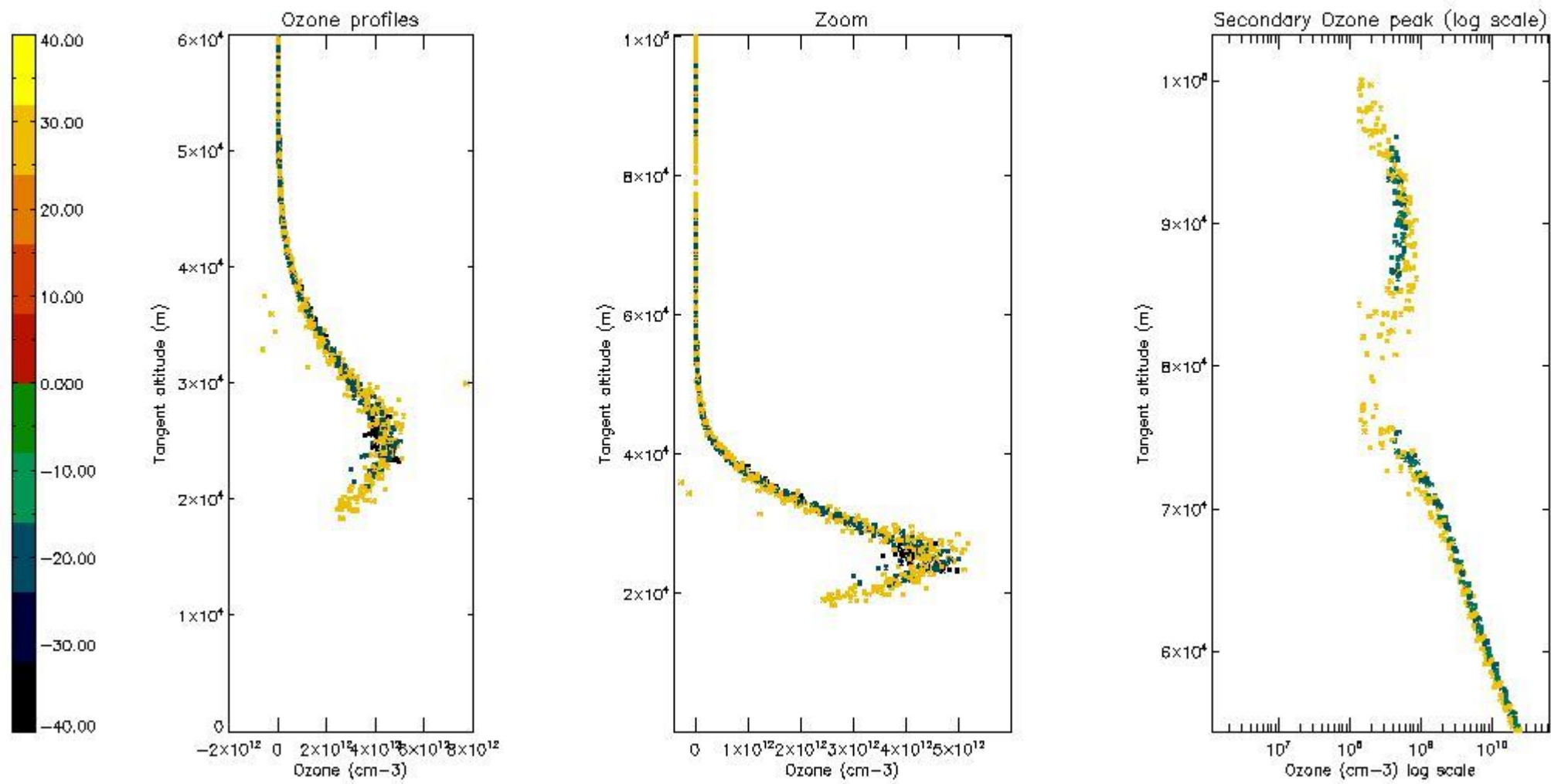
5.3 Plot ozone profiles where STD < 20% (dark without errors)

The colorbar represents the latitude.



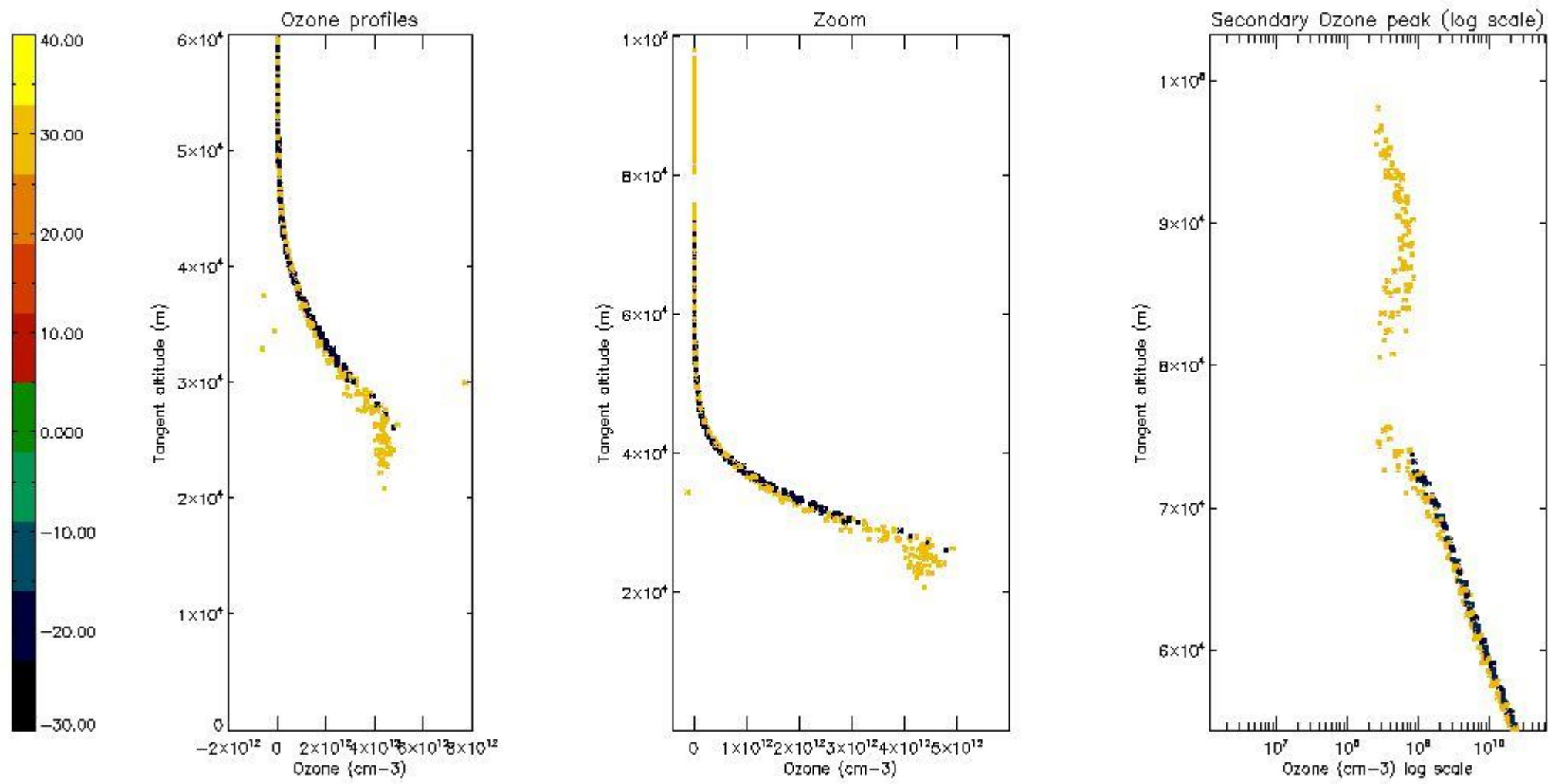
5.4 Plot ozone profiles where STD < 10% (dark without errors)

The colorbar represents the latitude.



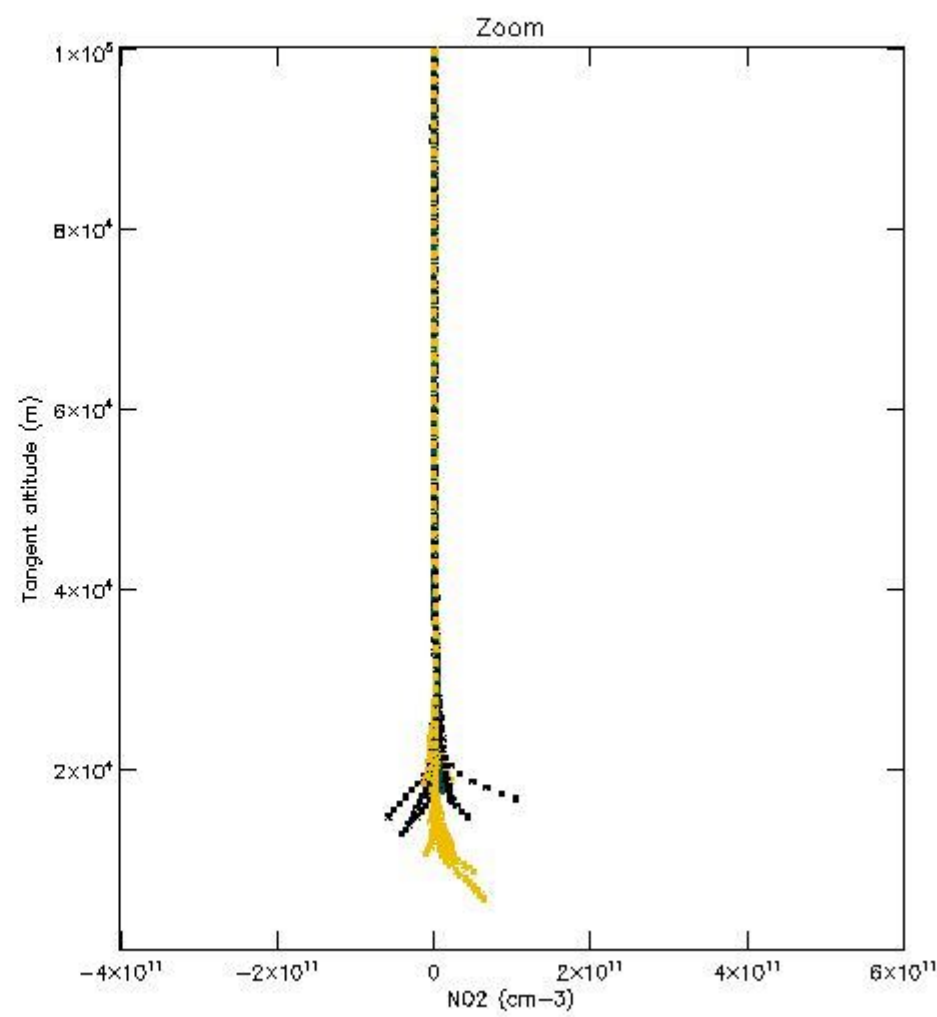
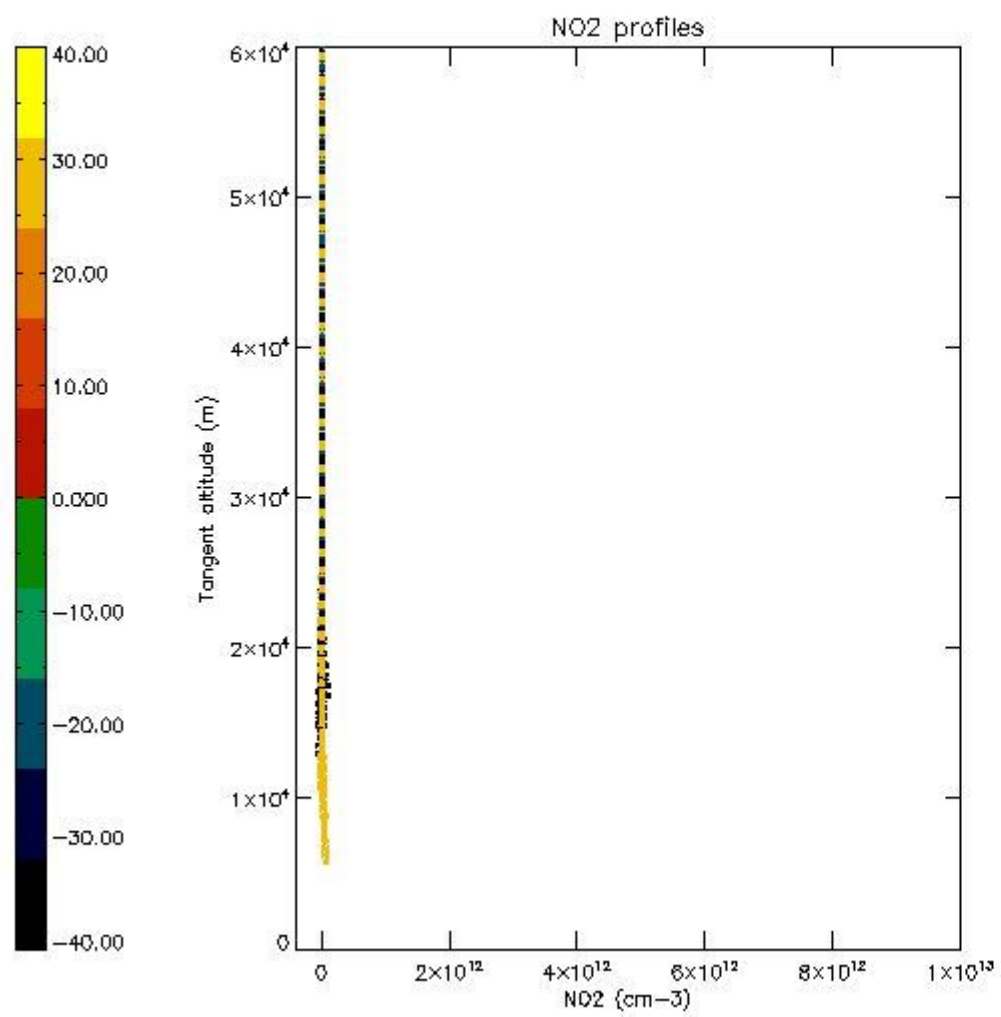
5.5 Plot ozone profiles where STD < 5% (dark without errors)

The colorbar represents the latitude.



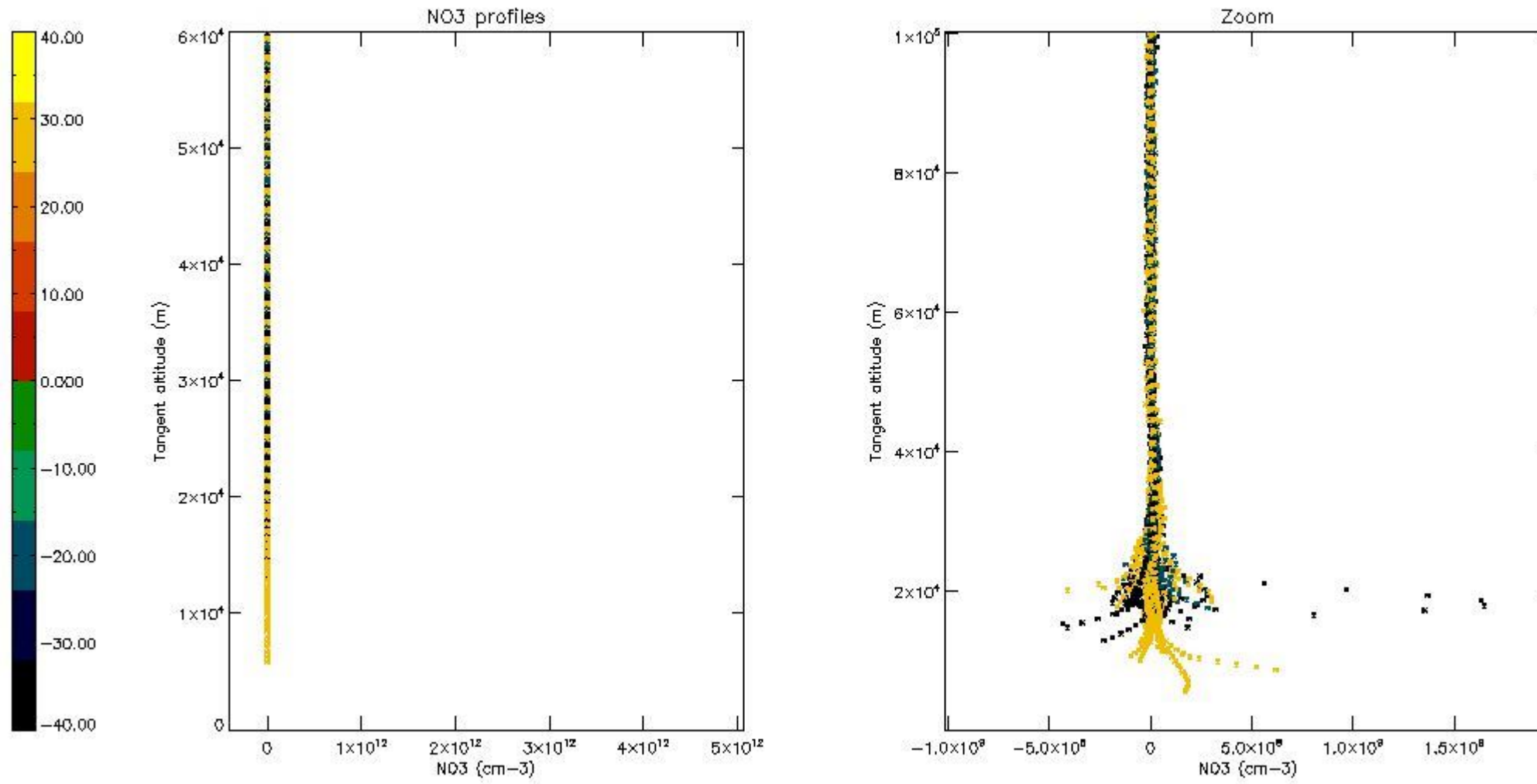
5.6 Plot NO₂ profiles for all STD (dark without errors)

The colorbar represents the latitude.



5.7 Plot NO3 profiles for all STD (dark without errors)

The colorbar represents the latitude.



6. Auxiliary Data Files used for the production reported in section 2

The number reported in the third column indicates since which file (see list in section 2) the corresponding auxiliary file has been used. The fourth column is the date of those product files.

Type	Auxiliary Filename	Used since product	Used since product date
INST_PHYS_CHARACTERISTICS	GOM_INS_AXVIEC20091111_143220_20030716_120000_20500101_000000	1	01-NOV-2006 00:16:02
LEVEL-2_PROC_CONFIG	GOM_PR2_AXVIEC20091111_152718_20020301_000000_20500101_000000	1	01-NOV-2006 00:16:02
CROSS_SECTIONS_FILE	GOM_CRS_AXVIEC20091111_154832_20020301_000000_20500101_000000	1	01-NOV-2006 00:16:02

GOMOS Level 2 Daily Report

SUMMARY

[1. General Info](#)

[2. Summary of processed GOM_NL_2P products](#)

[3. Level 2 Quality information per product](#)

[3.1 Plot of level 2 quality information per product \(time dependant\)](#)

[3.2 Plot of level 2 quality information per product \(world map\)](#)

[4. Level 1 Quality information per product \(stored on level 2 products\)](#)

[4.1 Plot of level 1 quality information per product \(time dependant\)](#)

[4.1.1 Plot of level 1 quality information per product \(time dependant\): ASCENDING](#)

[4.1.2 Plot of level 1 quality information per product \(time dependant\): DESCENDING](#)

[4.2 Plot of level 1 quality information per product \(world map\)](#)

[4.2.1 Plot of level 1 quality information per product \(world map\): ASCENDING](#)

[4.2.2 Plot of level 1 quality information per product \(world map\): DESCENDING](#)

[5. Ozone profiles based on quality statistics and other trace gas profiles](#)

[5.1 Ozone statistics based on quality of products](#)

[5.2 Plot ozone profiles for all STD \(dark without errors\)](#)

[5.3 Plot ozone profiles where STD < 20% \(dark without errors\)](#)

[5.4. Plot ozone profiles where STD < 10% \(dark without errors\)](#)

[5.5. Plot ozone profiles where STD < 5% \(dark without errors\)](#)

[5.6 Plot NO2 profiles for all STD \(dark without errors\)](#)

[5.7 Plot NO3 profiles for all STD \(dark without errors\)](#)

[5.8 Plot H2O profiles \(only for occultations of stars 1,2,3,4,13,14,16,26,63 dark without errors\) for all STD](#)

[6. Auxiliary Data Files used for the production reported in section 2](#)

This report presents the daily analysis on parameters extracted from GOMOS level 2 data (GOM_NL__2P). It is intended to monitor some important parameters that will impact the quality of these products. A list of level 2 products (and content) that have arrived during the reporting day to the PCF is also given.

Item	Value
Time of report generation	24APR2013 05:28:31
Data source version	GOMOS/6.01
Start time of products	01-11-2006 (01NOV2006 00:00:00)
Stop time of products	02-11-2006 (02NOV2006 00:00:00)
Store outputs in DB	Yes
Nb of level 2 prods	223
Nb of prods with errors	1

2. Summary of processed GOM_NL__2P products.

Nr	Filename	UTC Start time	Limb	Duration	Star Id	Star Name	Star Mag	Star Temp	Nb Meas	Orbit	Prod. error
1	GOM_NL__2PRFIN20061101_001602_000000392052_00317_24419_3100.N1	01-NOV-2006 00:16:02	Straylight	38.500	52	16Bet Cet	2.0370	4500.0	77	24419	No
2	GOM_NL__2PRFIN20061101_002533_000000292052_00317_24419_3101.N1	01-NOV-2006 00:25:33	Bright	28.500	140	88Gam Peg	2.8340	26000.	57	24419	No
3	GOM_NL__2PRFIN20061101_002925_000000312052_00317_24419_3102.N1	01-NOV-2006 00:29:25	Bright	31.000	58	21Alp And	2.0730	11000.	62	24419	No
4	GOM_NL__2PRFIN20061101_003054_000000312052_00317_24419_3103.N1	01-NOV-2006 00:30:54	Bright	30.500	53	43Bet And	2.0480	3300.0	61	24419	No
5	GOM_NL__2PRFIN20061101_003646_000000312052_00317_24419_3104.N1	01-NOV-2006 00:36:46	Bright	30.500	68	18Alp Cas	2.2250	4500.0	61	24419	No
6	GOM_NL__2PRFIN20061101_003758_000000282052_00317_24419_3105.N1	01-NOV-2006 00:37:58	Bright	28.000	76	27Gam Cas	2.3000	30000.	56	24419	No
7	GOM_NL__2PRFIN20061101_004603_000000282052_00317_24419_3106.N1	01-NOV-2006 00:46:03	Bright	27.500	49	1Alp UMi	1.9900	6300.0	55	24419	No
8	GOM_NL__2PRFIN20061101_004952_000000302052_00317_24419_3107.N1	01-NOV-2006 00:49:52	Bright	30.000	60	7Bet UMi	2.0810	3950.0	60	24419	No
9	GOM_NL__2PRFIN20061101_005545_000000302052_00317_24419_3108.N1	01-NOV-2006 00:55:45	Bright	30.000	32	77Eps UMa	1.7630	11000.	60	24419	No
10	GOM_NL__2PRFIN20061101_005703_000000282052_00317_24419_3109.N1	01-NOV-2006 00:57:03	Bright	28.000	39	85Eta UMa	1.8540	24000.	56	24419	No
11	GOM_NL__2PRFIN20061101_010039_000000282052_00317_24419_3110.N1	01-NOV-2006 01:00:39	Bright	28.000	152	12Alp2CVn	2.8900	11000.	56	24419	No
12	GOM_NL__2PRFIN20061101_010804_000000292052_00317_24419_3111.N1	01-NOV-2006 01:08:04	Bright	28.500	62	94Bet Leo	2.1360	9700.0	57	24419	No
13	GOM_NL__2PRFIN20061101_012642_000000332052_00317_24419_3112.N1	01-NOV-2006 01:26:42	Dark	33.000	113	Mu Vel	2.6920	5000.0	66	24419	No
14	GOM_NL__2PRFIN20061101_013027_000000352052_00318_24420_3100.N1	01-NOV-2006 01:30:27	Dark	34.500	91	Kap Vel	2.4900	26000.	69	24420	No
15	GOM_NL__2PRFIN20061101_014354_000000322052_00318_24420_3101.N1	01-NOV-2006 01:43:54	Dark	31.500	143	Alp Hyi	2.8570	7200.0	63	24420	No
16	GOM_NL__2PRFIN20061101_014518_000000332052_00318_24420_3102.N1	01-NOV-2006 01:45:18	Dark	33.000	9	Alp Eri	0.45300	24000.	66	24420	No
17	GOM_NL__2PRFIN20061101_015638_000000352052_00318_24420_3103.N1	01-NOV-2006 01:56:38	Straylight	35.000	52	16Bet Cet	2.0370	4500.0	70	24420	No
18	GOM_NL__2PRFIN20061101_020609_000000302052_00318_24420_3104.N1	01-NOV-2006 02:06:09	Bright	29.500	140	88Gam Peg	2.8340	26000.	59	24420	No
19	GOM_NL__2PRFIN20061101_021000_000000322052_00318_24420_3105.N1	01-NOV-2006 02:10:00	Bright	32.000	58	21Alp And	2.0730	11000.	64	24420	No
20	GOM_NL__2PRFIN20061101_021130_000000332052_00318_24420_3106.N1	01-NOV-2006 02:11:30	Bright	32.500	53	43Bet And	2.0480	3300.0	65	24420	No
21	GOM_NL__2PRFIN20061101_021722_000000312052_00318_24420_3107.N1	01-NOV-2006 02:17:22	Bright	30.500	68	18Alp Cas	2.2250	4500.0	61	24420	No
22	GOM_NL__2PRFIN20061101_021834_000000302052_00318_24420_3108.N1	01-NOV-2006 02:18:34	Bright	29.500	76	27Gam Cas	2.3000	30000.	59	24420	No
23	GOM_NL__2PRFIN20061101_022639_000000302052_00318_24420_3109.N1	01-NOV-2006 02:26:39	Bright	29.500	49	1Alp UMi	1.9900	6300.0	59	24420	No
24	GOM_NL__2PRFIN20061101_023028_000000312052_00318_24420_3110.N1	01-NOV-2006 02:30:28	Bright	30.500	60	7Bet UMi	2.0810	3950.0	61	24420	No
25	GOM_NL__2PRFIN20061101_023622_000000322052_00318_24420_3111.N1	01-NOV-2006 02:36:22	Bright	31.500	32	77Eps UMa	1.7630	11000.	63	24420	No
26	GOM_NL__2PRFIN20061101_023739_000000352052_00318_24420_3112.N1	01-NOV-2006 02:37:39	Bright	34.500	39	85Eta UMa	1.8540	24000.	69	24420	No
27	GOM_NL__2PRFIN20061101_024840_000000292052_00318_24420_3113.N1	01-NOV-2006 02:48:40	Bright	29.000	62	94Bet Leo	2.1360	9700.0	58	24420	No
28	GOM_NL__2PRFIN20061101_030719_000000352052_00318_24420_3114.N1	01-NOV-2006 03:07:19	Dark	35.000	113	Mu Vel	2.6920	5000.0	70	24420	No
29	GOM_NL__2PRFIN20061101_031103_000000332052_00319_24421_3101.N1	01-NOV-2006 03:11:03	Dark	33.000	91	Kap Vel	2.4900	26000.	66	24421	No
30	GOM_NL__2PRFIN20061101_032431_000000312052_00319_24421_3102.N1	01-NOV-2006 03:24:31	Dark	31.000	143	Alp Hyi	2.8570	7200.0	62	24421	No
31	GOM_NL__2PRFIN20061101_032554_000000442052_00319_24421_3103.N1	01-NOV-2006 03:25:54	Dark	43.500	9	Alp Eri	0.45300	24000.	87	24421	No
32	GOM_NL__2PRFIN20061101_033715_000000372052_00319_24421_3104.N1	01-NOV-2006 03:37:15	Straylight	37.000	52	16Bet Cet	2.0370	4500.0	74	24421	No
33	GOM_NL__2PRFIN20061101_034645_000000312052_00319_24421_3105.N1	01-NOV-2006 03:46:45	Bright	30.500	140	88Gam Peg	2.8340	26000.	61	24421	No
34	GOM_NL__2PRFIN20061101_035037_000000302052_00319_24421_3106.N1	01-NOV-2006 03:50:37	Bright	30.000	58	21Alp And	2.0730	11000.	60	24421	No
35	GOM_NL__2PRFIN20061101_035206_000000312052_00319_24421_3107.N1	01-NOV-2006 03:52:06	Bright	31.000	53	43Bet And	2.0480	3300.0	62	24421	No
36	GOM_NL__2PRFIN20061101_035758_000000312052_00319_24421_3108.N1	01-NOV-2006 03:57:58	Bright	30.500	68	18Alp Cas	2.2250	4500.0	61	24421	No
37	GOM_NL__2PRFIN20061101_035910_000000302052_00319_24421_3109.N1	01-NOV-2006 03:59:10	Bright	29.500	76	27Gam Cas	2.3000	30000.	59	24421	No
38	GOM_NL__2PRFIN20061101_040715_000000292052_00319_24421_3110.N1	01-NOV-2006 04:07:15	Bright	28.500	49	1Alp UMi	1.9900	6300.0	57	24421	No
39	GOM_NL__2PRFIN20061101_041104_000000322052_00319_24421_3111.N1	01-NOV-2006 04:11:04	Bright	31.500	60	7Bet UMi	2.0810	3950.0	63	24421	No
40	GOM_NL__2PRFIN20061101_041657_000000302052_00319_24421_3112.N1	01-NOV-2006 04:16:57	Bright	30.000	32	77Eps UMa	1.7630	11000.	60	24421	No
41	GOM_NL__2PRFIN20061101_041815_000000392052_00319_24421_3113.N1	01-NOV-2006 04:18:15	Bright	38.500	39	85Eta UMa	1.8540	24000.	77	24421	No
42	GOM_NL__2PRFIN20061101_042151_000000282052_00319_24421_3114.N1	01-NOV-2006 04:21:51	Bright	27.500	152	12Alp2CVn	2.8900	11000.	55	24421	No

43	GOM_NL__2PRFIN20061101_042917_000000292052_00319_24421_3115.N1	01-NOV-2006 04:29:17	Bright	28.500	62	94Bet Leo	2.1360	9700.0	57	24421	No
44	GOM_NL__2PRFIN20061101_044755_000000362052_00319_24421_3116.N1	01-NOV-2006 04:47:55	Dark	35.500	113	Mu Vel	2.6920	5000.0	71	24421	No
45	GOM_NL__2PRFIN20061101_045141_000000332052_00320_24422_3101.N1	01-NOV-2006 04:51:41	Dark	33.000	91	Kap Vel	2.4900	26000.	66	24422	No
46	GOM_NL__2PRFIN20061101_050507_000000312052_00320_24422_3102.N1	01-NOV-2006 05:05:07	Dark	31.000	143	Alp Hyi	2.8570	7200.0	62	24422	No
47	GOM_NL__2PRFIN20061101_050630_000000392052_00320_24422_3103.N1	01-NOV-2006 05:06:30	Dark	39.000	9	Alp Eri	0.45300	24000.	78	24422	No
48	GOM_NL__2PRFIN20061101_051751_000000372052_00320_24422_3104.N1	01-NOV-2006 05:17:51	Straylight	36.500	52	16Bet Cet	2.0370	4500.0	73	24422	No
49	GOM_NL__2PRFIN20061101_052722_000000302052_00320_24422_3105.N1	01-NOV-2006 05:27:22	Bright	30.000	140	88Gam Peg	2.8340	26000.	60	24422	No
50	GOM_NL__2PRFIN20061101_053113_000000302052_00320_24422_3106.N1	01-NOV-2006 05:31:13	Bright	30.000	58	21Alp And	2.0730	11000.	60	24422	No
51	GOM_NL__2PRFIN20061101_053241_000000302052_00320_24422_3107.N1	01-NOV-2006 05:32:41	Bright	30.000	53	43Bet And	2.0480	3300.0	60	24422	No
52	GOM_NL__2PRFIN20061101_053834_000000312052_00320_24422_3108.N1	01-NOV-2006 05:38:34	Bright	31.000	68	18Alp Cas	2.2250	4500.0	62	24422	No
53	GOM_NL__2PRFIN20061101_053946_000000302052_00320_24422_3109.N1	01-NOV-2006 05:39:46	Bright	30.000	76	27Gam Cas	2.3000	30000.	60	24422	No
54	GOM_NL__2PRFIN20061101_054751_000000312052_00320_24422_3110.N1	01-NOV-2006 05:47:51	Bright	30.500	49	1Alp UMi	1.9900	6300.0	61	24422	No
55	GOM_NL__2PRFIN20061101_055140_000000322052_00320_24422_3111.N1	01-NOV-2006 05:51:40	Bright	31.500	60	7Bet UMi	2.0810	3950.0	63	24422	No
56	GOM_NL__2PRFIN20061101_055734_000000342052_00320_24422_3112.N1	01-NOV-2006 05:57:34	Bright	34.000	32	77Eps UMa	1.7630	11000.	68	24422	No
57	GOM_NL__2PRFIN20061101_055851_000000282052_00320_24422_3113.N1	01-NOV-2006 05:58:51	Bright	27.500	39	85Eta UMa	1.8540	24000.	55	24422	No
58	GOM_NL__2PRFIN20061101_060227_000000292052_00320_24422_3114.N1	01-NOV-2006 06:02:27	Bright	28.500	152	12Alp2CVn	2.8900	11000.	57	24422	No
59	GOM_NL__2PRFIN20061101_060953_000000292052_00320_24422_3115.N1	01-NOV-2006 06:09:53	Bright	28.500	62	94Bet Leo	2.1360	9700.0	57	24422	No
60	GOM_NL__2PRFIN20061101_062831_000000332052_00320_24422_3116.N1	01-NOV-2006 06:28:31	Dark	33.000	113	Mu Vel	2.6920	5000.0	66	24422	No
61	GOM_NL__2PRFIN20061101_063216_000000332052_00321_24423_3101.N1	01-NOV-2006 06:32:16	Dark	32.500	91	Kap Vel	2.4900	26000.	65	24423	No
62	GOM_NL__2PRFIN20061101_064543_000000312052_00321_24423_3102.N1	01-NOV-2006 06:45:43	Dark	30.500	143	Alp Hyi	2.8570	7200.0	61	24423	No
63	GOM_NL__2PRFIN20061101_064706_000000352052_00321_24423_3103.N1	01-NOV-2006 06:47:06	Dark	34.500	9	Alp Eri	0.45300	24000.	69	24423	No
64	GOM_NL__2PRFIN20061101_065827_000000362052_00321_24423_3104.N1	01-NOV-2006 06:58:27	Straylight	35.500	52	16Bet Cet	2.0370	4500.0	71	24423	No
65	GOM_NL__2PRFIN20061101_070758_000000302052_00321_24423_3105.N1	01-NOV-2006 07:07:58	Bright	29.500	140	88Gam Peg	2.8340	26000.	59	24423	No
66	GOM_NL__2PRFIN20061101_071149_000000312052_00321_24423_3106.N1	01-NOV-2006 07:11:49	Bright	31.000	58	21Alp And	2.0730	11000.	62	24423	No
67	GOM_NL__2PRFIN20061101_071317_000000302052_00321_24423_3107.N1	01-NOV-2006 07:13:17	Bright	30.000	53	43Bet And	2.0480	3300.0	60	24423	No
68	GOM_NL__2PRFIN20061101_071910_000000312052_00321_24423_3108.N1	01-NOV-2006 07:19:10	Bright	30.500	68	18Alp Cas	2.2250	4500.0	61	24423	No
69	GOM_NL__2PRFIN20061101_072022_000000302052_00321_24423_3109.N1	01-NOV-2006 07:20:22	Bright	30.000	76	27Gam Cas	2.3000	30000.	60	24423	No
70	GOM_NL__2PRFIN20061101_072826_000000292052_00321_24423_3110.N1	01-NOV-2006 07:28:26	Bright	29.000	49	1Alp UMi	1.9900	6300.0	58	24423	No
71	GOM_NL__2PRFIN20061101_073217_000000312052_00321_24423_3111.N1	01-NOV-2006 07:32:17	Bright	30.500	60	7Bet UMi	2.0810	3950.0	61	24423	No
72	GOM_NL__2PRFIN20061101_073810_000000282052_00321_24423_3112.N1	01-NOV-2006 07:38:10	Bright	28.000	32	77Eps UMa	1.7630	11000.	56	24423	No
73	GOM_NL__2PRFIN20061101_073927_000000352052_00321_24423_3113.N1	01-NOV-2006 07:39:27	Bright	34.500	39	85Eta UMa	1.8540	24000.	69	24423	No
74	GOM_NL__2PRFIN20061101_074303_000000292052_00321_24423_3114.N1	01-NOV-2006 07:43:03	Bright	28.500	152	12Alp2CVn	2.8900	11000.	57	24423	No
75	GOM_NL__2PRFIN20061101_075029_000000292052_00321_24423_3115.N1	01-NOV-2006 07:50:29	Bright	28.500	62	94Bet Leo	2.1360	9700.0	57	24423	No
76	GOM_NL__2PRFIN20061101_080908_000000332052_00321_24423_3116.N1	01-NOV-2006 08:09:08	Dark	32.500	113	Mu Vel	2.6920	5000.0	65	24423	No
77	GOM_NL__2PRFIN20061101_081253_000000342052_00322_24424_3101.N1	01-NOV-2006 08:12:53	Dark	33.500	91	Kap Vel	2.4900	26000.	67	24424	No
78	GOM_NL__2PRFIN20061101_082619_000000312052_00322_24424_3102.N1	01-NOV-2006 08:26:19	Dark	30.500	143	Alp Hyi	2.8570	7200.0	61	24424	No
79	GOM_NL__2PRFIN20061101_082742_000000352052_00322_24424_3103.N1	01-NOV-2006 08:27:42	Dark	35.000	9	Alp Eri	0.45300	24000.	70	24424	No
80	GOM_NL__2PRFIN20061101_083903_000000342052_00322_24424_3104.N1	01-NOV-2006 08:39:03	Straylight	34.000	52	16Bet Cet	2.0370	4500.0	68	24424	No
81	GOM_NL__2PRFIN20061101_084834_000000312052_00322_24424_3105.N1	01-NOV-2006 08:48:34	Bright	31.000	140	88Gam Peg	2.8340	26000.	62	24424	No
82	GOM_NL__2PRFIN20061101_085225_000000302052_00322_24424_3106.N1	01-NOV-2006 08:52:25	Bright	30.000	58	21Alp And	2.0730	11000.	60	24424	No
83	GOM_NL__2PRFIN20061101_085353_000000312052_00322_24424_3107.N1	01-NOV-2006 08:53:53	Bright	30.500	53	43Bet And	2.0480	3300.0	61	24424	No
84	GOM_NL__2PRFIN20061101_085946_000000312052_00322_24424_3108.N1	01-NOV-2006 08:59:46	Bright	31.000	68	18Alp Cas	2.2250	4500.0	62	24424	No
85	GOM_NL__2PRFIN20061101_090057_000000302052_00322_24424_3109.N1	01-NOV-2006 09:00:57	Bright	30.000	76	27Gam Cas	2.3000	30000.	60	24424	No
86	GOM_NL__2PRFIN20061101_090902_000000282052_00322_24424_3110.N1	01-NOV-2006 09:09:02	Bright	27.500	49	1Alp UMi	1.9900	6300.0	55	24424	No
87	GOM_NL__2PRFIN20061101_091252_000000312052_00322_24424_3111.N1	01-NOV-2006 09:12:52	Bright	30.500	60	7Bet UMi	2.0810	3950.0	61	24424	No
88	GOM_NL__2PRFIN20061101_091846_000000302052_00322_24424_3112.N1	01-NOV-2006 09:18:46	Bright	29.500	32	77Eps UMa	1.7630	11000.	59	24424	No
89	GOM_NL__2PRFIN20061101_092004_000000292052_00322_24424_3113.N1	01-NOV-2006 09:20:04	Bright	29.000	39	85Eta UMa	1.8540	24000.	58	24424	No
90	GOM_NL__2PRFIN20061101_092340_000000282052_00322_24424_3114.N1	01-NOV-2006 09:23:40	Bright	28.000	152	12Alp2CVn	2.8900	11000.	56	24424	No
91	GOM_NL__2PRFIN20061101_093105_000000292052_00322_24424_3115.N1	01-NOV-2006 09:31:05	Bright	29.000	62	94Bet Leo	2.1360	9700.0	58	24424	No
92	GOM_NL__2PRFIN20061101_094944_000000372052_00322_24424_3116.N1	01-NOV-2006 09:49:44	Dark	37.000	113	Mu Vel	2.6920	5000.0	74	24424	No
93	GOM_NL__2PRFIN20061101_095329_000000332052_00323_24425_3101.N1	01-NOV-2006 09:53:29	Dark	33.000	91	Kap Vel	2.4900	26000.	66	24425	No
94	GOM_NL__2PRFIN20061101_100655_000000312052_00323_24425_3102.N1	01-NOV-2006 10:06:55	Dark	30.500	143	Alp Hyi	2.8570	7200.0	61	24425	No
95	GOM_NL__2PRFIN20061101_100819_000000332052_00323_24425_3103.N1	01-NOV-2006 10:08:19	Dark	32.500	9	Alp Eri	0.45300	24000.	65	24425	No
96	GOM_NL__2PRFIN20061101_101940_000000332052_00323_24425_3104.N1	01-NOV-2006 10:19:40	Straylight	33.000	52	16Bet Cet	2.0370	4500.0	66	24425	No
97	GOM_NL__2PRFIN20061101_102910_000000292052_00323_24425_3105.N1	01-NOV-2006 10:29:10	Bright	29.000	140	88Gam Peg	2.8340	26000.	58	24425	No
98	GOM_NL__2PRFIN20061101_103301_000000302052_00323_24425_3106.N1	01-NOV-2006 10:33:01	Bright	30.000	58	21Alp And	2.0730	11000.	60	24425	No
99	GOM_NL__2PRFIN20061101_103429_000000332052_00323_24425_3107.N1	01-NOV-2006 10:34:29	Bright	32.500	53	43Bet And	2.0480	3300.0	65	24425	No
100	GOM_NL__2PRFIN20061101_104022_000000282052_00323_24425_3108.N1	01-NOV-2006 10:40:22	Bright	28.000	68	18Alp Cas	2.2250	4500.0	56	24425	No
101	GOM_NL__2PRFIN20061101_104133_000000292052_00323_24425_3109.N1	01-NOV-2006 10:41:33	Bright	28.500	76	27Gam Cas	2.3000	30000.	57	24425	No

102	GOM_NL__2PRFIN20061101_104938_000000302052_00323_24425_3110.N1	01-NOV-2006 10:49:38	Bright	30.000	49	1Alp UMi	1.9900	6300.0	60	24425	No
103	GOM_NL__2PRFIN20061101_105328_000000312052_00323_24425_3111.N1	01-NOV-2006 10:53:28	Bright	30.500	60	7Bet UMi	2.0810	3950.0	61	24425	No
104	GOM_NL__2PRFIN20061101_105922_000000292052_00323_24425_3112.N1	01-NOV-2006 10:59:22	Bright	29.000	32	77Eps UMa	1.7630	11000.	58	24425	No
105	GOM_NL__2PRFIN20061101_110040_000000282052_00323_24425_3113.N1	01-NOV-2006 11:00:40	Bright	27.500	39	85Eta UMa	1.8540	24000.	55	24425	No
106	GOM_NL__2PRFIN20061101_110416_000000282052_00323_24425_3114.N1	01-NOV-2006 11:04:16	Bright	27.500	152	12Alp2CVn	2.8900	11000.	55	24425	No
107	GOM_NL__2PRFIN20061101_111141_000000292052_00323_24425_3115.N1	01-NOV-2006 11:11:41	Bright	29.000	62	94Bet Leo	2.1360	9700.0	58	24425	No
108	GOM_NL__2PRFIN20061101_113020_000000342052_00323_24425_3116.N1	01-NOV-2006 11:30:20	Dark	33.500	113	Mu Vel	2.6920	5000.0	67	24425	No
109	GOM_NL__2PRFIN20061101_113406_000000352052_00324_24426_3162.N1	01-NOV-2006 11:34:06	Dark	35.000	91	Kap Vel	2.4900	26000.	70	24426	No
110	GOM_NL__2PRFIN20061101_114731_000000322052_00324_24426_3163.N1	01-NOV-2006 11:47:31	Dark	31.500	143	Alp Hyi	2.8570	7200.0	63	24426	No
111	GOM_NL__2PRFIN20061101_114854_000000382052_00324_24426_3164.N1	01-NOV-2006 11:48:54	Dark	37.500	9	Alp Eri	0.45300	24000.	75	24426	No
112	GOM_NL__2PRFIN20061101_120015_000000372052_00324_24426_3165.N1	01-NOV-2006 12:00:15	Straylight	37.000	52	16Bet Cet	2.0370	4500.0	74	24426	No
113	GOM_NL__2PRFIN20061101_120946_000000292052_00324_24426_3166.N1	01-NOV-2006 12:09:46	Bright	29.000	140	88Gam Peg	2.8340	26000.	58	24426	No
114	GOM_NL__2PRFIN20061101_121338_000000312052_00324_24426_3167.N1	01-NOV-2006 12:13:38	Bright	31.000	58	21Alp And	2.0730	11000.	62	24426	No
115	GOM_NL__2PRFIN20061101_121505_000000302052_00324_24426_3168.N1	01-NOV-2006 12:15:05	Bright	30.000	53	43Bet And	2.0480	3300.0	60	24426	No
116	GOM_NL__2PRFIN20061101_122058_000000312052_00324_24426_3169.N1	01-NOV-2006 12:20:58	Bright	30.500	68	18Alp Cas	2.2250	4500.0	61	24426	No
117	GOM_NL__2PRFIN20061101_122209_000000302052_00324_24426_3170.N1	01-NOV-2006 12:22:09	Bright	29.500	76	27Gam Cas	2.3000	30000.	59	24426	No
118	GOM_NL__2PRFIN20061101_123014_000000312052_00324_24426_3171.N1	01-NOV-2006 12:30:14	Bright	30.500	49	1Alp UMi	1.9900	6300.0	61	24426	No
119	GOM_NL__2PRFIN20061101_123405_000000312052_00324_24426_3172.N1	01-NOV-2006 12:34:05	Bright	30.500	60	7Bet UMi	2.0810	3950.0	61	24426	No
120	GOM_NL__2PRFIN20061101_123958_000000282052_00324_24426_3173.N1	01-NOV-2006 12:39:58	Bright	27.500	32	77Eps UMa	1.7630	11000.	55	24426	No
121	GOM_NL__2PRFIN20061101_124116_000000282052_00324_24426_3174.N1	01-NOV-2006 12:41:16	Bright	28.000	39	85Eta UMa	1.8540	24000.	56	24426	No
122	GOM_NL__2PRFIN20061101_124451_000000282052_00324_24426_3175.N1	01-NOV-2006 12:44:51	Bright	28.000	152	12Alp2CVn	2.8900	11000.	56	24426	No
123	GOM_NL__2PRFIN20061101_125217_000000312052_00324_24426_3176.N1	01-NOV-2006 12:52:17	Bright	30.500	62	94Bet Leo	2.1360	9700.0	61	24426	No
124	GOM_NL__2PRFIN20061101_131057_000000352052_00324_24426_3177.N1	01-NOV-2006 13:10:57	Dark	34.500	113	Mu Vel	2.6920	5000.0	69	24426	No
125	GOM_NL__2PRFIN20061101_132808_000000312052_00325_24427_3163.N1	01-NOV-2006 13:28:08	Dark	30.500	143	Alp Hyi	2.8570	7200.0	61	24427	No
126	GOM_NL__2PRFIN20061101_132930_000000402052_00325_24427_3164.N1	01-NOV-2006 13:29:30	Dark	39.500	9	Alp Eri	0.45300	24000.	79	24427	No
127	GOM_NL__2PRFIN20061101_134051_000000382052_00325_24427_3165.N1	01-NOV-2006 13:40:51	Straylight	37.500	52	16Bet Cet	2.0370	4500.0	75	24427	No
128	GOM_NL__2PRFIN20061101_135022_000000302052_00325_24427_3166.N1	01-NOV-2006 13:50:22	Bright	29.500	140	88Gam Peg	2.8340	26000.	59	24427	No
129	GOM_NL__2PRFIN20061101_135414_000000292052_00325_24427_3167.N1	01-NOV-2006 13:54:14	Bright	29.000	58	21Alp And	2.0730	11000.	58	24427	No
130	GOM_NL__2PRFIN20061101_135541_000000322052_00325_24427_3168.N1	01-NOV-2006 13:55:41	Bright	32.000	53	43Bet And	2.0480	3300.0	64	24427	No
131	GOM_NL__2PRFIN20061101_140134_000000312052_00325_24427_3169.N1	01-NOV-2006 14:01:34	Bright	30.500	68	18Alp Cas	2.2250	4500.0	61	24427	No
132	GOM_NL__2PRFIN20061101_140245_000000312052_00325_24427_3170.N1	01-NOV-2006 14:02:45	Bright	30.500	76	27Gam Cas	2.3000	30000.	61	24427	No
133	GOM_NL__2PRFIN20061101_141050_000000272052_00325_24427_3171.N1	01-NOV-2006 14:10:50	Bright	26.500	49	1Alp UMi	1.9900	6300.0	53	24427	No
134	GOM_NL__2PRFIN20061101_141441_000000262052_00325_24427_3172.N1	01-NOV-2006 14:14:41	Bright	26.000	60	7Bet UMi	2.0810	3950.0	52	24427	No
135	GOM_NL__2PRFIN20061101_142034_000000322052_00325_24427_3173.N1	01-NOV-2006 14:20:34	Bright	31.500	32	77Eps UMa	1.7630	11000.	63	24427	No
136	GOM_NL__2PRFIN20061101_142152_000000292052_00325_24427_3174.N1	01-NOV-2006 14:21:52	Bright	28.500	39	85Eta UMa	1.8540	24000.	57	24427	No
137	GOM_NL__2PRFIN20061101_142528_000000292052_00325_24427_3175.N1	01-NOV-2006 14:25:28	Bright	28.500	152	12Alp2CVn	2.8900	11000.	57	24427	No
138	GOM_NL__2PRFIN20061101_143254_000000302052_00325_24427_3176.N1	01-NOV-2006 14:32:54	Bright	30.000	62	94Bet Leo	2.1360	9700.0	60	24427	No
139	GOM_NL__2PRFIN20061101_145133_000000342052_00325_24427_3177.N1	01-NOV-2006 14:51:33	Dark	33.500	113	Mu Vel	2.6920	5000.0	67	24427	No
140	GOM_NL__2PRFIN20061101_150843_000000312052_00326_24428_3164.N1	01-NOV-2006 15:08:43	Dark	31.000	143	Alp Hyi	2.8570	7200.0	62	24428	No
141	GOM_NL__2PRFIN20061101_151006_000000382052_00326_24428_3165.N1	01-NOV-2006 15:10:06	Dark	38.000	9	Alp Eri	0.45300	24000.	76	24428	No
142	GOM_NL__2PRFIN20061101_152127_000000392052_00326_24428_3166.N1	01-NOV-2006 15:21:27	Straylight	39.000	52	16Bet Cet	2.0370	4500.0	78	24428	No
143	GOM_NL__2PRFIN20061101_153058_000000312052_00326_24428_3167.N1	01-NOV-2006 15:30:58	Bright	30.500	140	88Gam Peg	2.8340	26000.	61	24428	No
144	GOM_NL__2PRFIN20061101_153450_000000312052_00326_24428_3168.N1	01-NOV-2006 15:34:50	Bright	30.500	58	21Alp And	2.0730	11000.	61	24428	No
145	GOM_NL__2PRFIN20061101_153617_000000322052_00326_24428_3169.N1	01-NOV-2006 15:36:17	Bright	31.500	53	43Bet And	2.0480	3300.0	63	24428	No
146	GOM_NL__2PRFIN20061101_154210_000000312052_00326_24428_3170.N1	01-NOV-2006 15:42:10	Bright	30.500	68	18Alp Cas	2.2250	4500.0	61	24428	No
147	GOM_NL__2PRFIN20061101_154321_000000312052_00326_24428_3171.N1	01-NOV-2006 15:43:21	Bright	30.500	76	27Gam Cas	2.3000	30000.	61	24428	No
148	GOM_NL__2PRFIN20061101_155126_000000292052_00326_24428_3172.N1	01-NOV-2006 15:51:26	Bright	29.000	49	1Alp UMi	1.9900	6300.0	58	24428	No
149	GOM_NL__2PRFIN20061101_155517_000000302052_00326_24428_3173.N1	01-NOV-2006 15:55:17	Bright	30.000	60	7Bet UMi	2.0810	3950.0	60	24428	No
150	GOM_NL__2PRFIN20061101_160110_000000302052_00326_24428_3174.N1	01-NOV-2006 16:01:10	Bright	29.500	32	77Eps UMa	1.7630	11000.	59	24428	No
151	GOM_NL__2PRFIN20061101_160228_000000292052_00326_24428_3175.N1	01-NOV-2006 16:02:28	Bright	29.000	39	85Eta UMa	1.8540	24000.	58	24428	No
152	GOM_NL__2PRFIN20061101_160604_000000282052_00326_24428_3176.N1	01-NOV-2006 16:06:04	Bright	28.000	152	12Alp2CVn	2.8900	11000.	56	24428	No
153	GOM_NL__2PRFIN20061101_161330_000000292052_00326_24428_3177.N1	01-NOV-2006 16:13:30	Bright	29.000	62	94Bet Leo	2.1360	9700.0	58	24428	No
154	GOM_NL__2PRFIN20061101_163209_000000362052_00326_24428_3178.N1	01-NOV-2006 16:32:09	Dark	35.500	113	Mu Vel	2.6920	5000.0	71	24428	No
155	GOM_NL__2PRFIN20061101_163556_000000342052_00327_24429_3121.N1	01-NOV-2006 16:35:56	Dark	33.500	91	Kap Vel	2.4900	26000.	67	24429	No
156	GOM_NL__2PRFIN20061101_164920_000000332052_00327_24429_3122.N1	01-NOV-2006 16:49:20	Dark	32.500	143	Alp Hyi	2.8570	7200.0	65	24429	No
157	GOM_NL__2PRFIN20061101_165043_000000362052_00327_24429_3123.N1	01-NOV-2006 16:50:43	Dark	36.000	9	Alp Eri	0.45300	24000.	72	24429	No
158	GOM_NL__2PRFIN20061101_170203_000000402052_00327_24429_3124.N1	01-NOV-2006 17:02:03	Straylight	39.500	52	16Bet Cet	2.0370	4500.0	79	24429	No
159	GOM_NL__2PRFIN20061101_171135_000000322052_00327_24429_3125.N1	01-NOV-2006 17:11:35	Bright	31.500	140	88Gam Peg	2.8340	26000.	63	24429	No
160	GOM_NL__2PRFIN20061101_171526_000000312052_00327_24429_3126.N1	01-NOV-2006 17:15:26	Bright	30.500	58	21Alp And	2.0730	11000.	61	24429	No

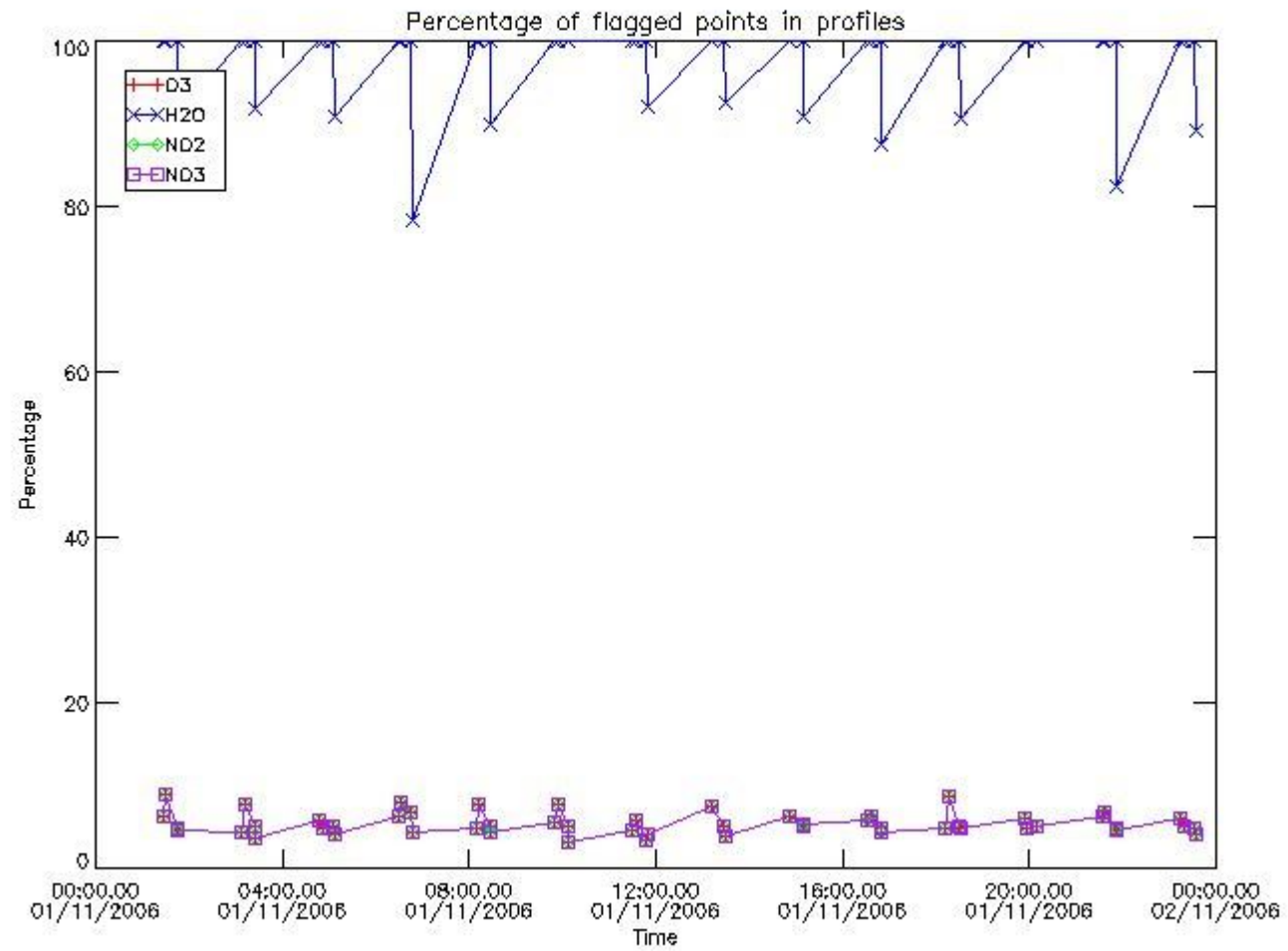
161	GOM_NL__2PRFIN20061101_171652_000000322052_00327_24429_3127.N1	01-NOV-2006 17:16:52	Bright	31.500	53	43Bet And	2.0480	3300.0	63	24429	No
162	GOM_NL__2PRFIN20061101_172246_000000312052_00327_24429_3128.N1	01-NOV-2006 17:22:46	Bright	30.500	68	18Alp Cas	2.2250	4500.0	61	24429	No
163	GOM_NL__2PRFIN20061101_172357_000000302052_00327_24429_3129.N1	01-NOV-2006 17:23:57	Bright	30.000	76	27Gam Cas	2.3000	30000.	60	24429	No
164	GOM_NL__2PRFIN20061101_173202_000000312052_00327_24429_3130.N1	01-NOV-2006 17:32:02	Bright	30.500	49	1Alp UMi	1.9900	6300.0	61	24429	No
165	GOM_NL__2PRFIN20061101_173553_000000302052_00327_24429_3131.N1	01-NOV-2006 17:35:53	Bright	29.500	60	7Bet UMi	2.0810	3950.0	59	24429	No
166	GOM_NL__2PRFIN20061101_174146_000000282052_00327_24429_3132.N1	01-NOV-2006 17:41:46	Bright	28.000	32	77Eps UMa	1.7630	11000.	56	24429	No
167	GOM_NL__2PRFIN20061101_174640_000000292052_00327_24429_3133.N1	01-NOV-2006 17:46:40	Bright	29.000	152	12Alp2CVn	2.8900	11000.	58	24429	No
168	GOM_NL__2PRFIN20061101_175406_000000302052_00327_24429_3134.N1	01-NOV-2006 17:54:06	Bright	30.000	62	94Bet Leo	2.1360	9700.0	60	24429	No
169	GOM_NL__2PRFIN20061101_181246_000000332052_00327_24429_3135.N1	01-NOV-2006 18:12:46	Dark	33.000	113	Mu Vel	2.6920	5000.0	66	24429	No
170	GOM_NL__2PRFIN20061101_181632_000000362052_00328_24430_3121.N1	01-NOV-2006 18:16:32	Dark	35.500	91	Kap Vel	2.4900	26000.	71	24430	No
171	GOM_NL__2PRFIN20061101_182956_000000312052_00328_24430_3122.N1	01-NOV-2006 18:29:56	Dark	30.500	143	Alp Hyi	2.8570	7200.0	61	24430	No
172	GOM_NL__2PRFIN20061101_183119_000000322052_00328_24430_3123.N1	01-NOV-2006 18:31:19	Dark	32.000	9	Alp Eri	0.45300	24000.	64	24430	No
173	GOM_NL__2PRFIN20061101_184240_000000392052_00328_24430_3124.N1	01-NOV-2006 18:42:40	Straylight	39.000	52	16Bet Cet	2.0370	4500.0	78	24430	No
174	GOM_NL__2PRFIN20061101_185211_000000302052_00328_24430_3125.N1	01-NOV-2006 18:52:11	Bright	30.000	140	88Gam Peg	2.8340	26000.	60	24430	No
175	GOM_NL__2PRFIN20061101_185602_000000312052_00328_24430_3126.N1	01-NOV-2006 18:56:02	Bright	30.500	58	21Alp And	2.0730	11000.	61	24430	No
176	GOM_NL__2PRFIN20061101_185729_000000322052_00328_24430_3127.N1	01-NOV-2006 18:57:29	Bright	32.000	53	43Bet And	2.0480	3300.0	64	24430	No
177	GOM_NL__2PRFIN20061101_190322_000000312052_00328_24430_3128.N1	01-NOV-2006 19:03:22	Bright	31.000	68	18Alp Cas	2.2250	4500.0	62	24430	No
178	GOM_NL__2PRFIN20061101_190433_000000302052_00328_24430_3129.N1	01-NOV-2006 19:04:33	Bright	29.500	76	27Gam Cas	2.3000	30000.	59	24430	No
179	GOM_NL__2PRFIN20061101_191238_000000312052_00328_24430_3130.N1	01-NOV-2006 19:12:38	Bright	30.500	49	1Alp UMi	1.9900	6300.0	61	24430	No
180	GOM_NL__2PRFIN20061101_191630_000000302052_00328_24430_3131.N1	01-NOV-2006 19:16:30	Bright	29.500	60	7Bet UMi	2.0810	3950.0	59	24430	No
181	GOM_NL__2PRFIN20061101_192222_000000312052_00328_24430_3132.N1	01-NOV-2006 19:22:22	Bright	30.500	32	77Eps UMa	1.7630	11000.	61	24430	No
182	GOM_NL__2PRFIN20061101_192340_000000462052_00328_24430_3133.N1	01-NOV-2006 19:23:40	Bright	46.000	39	85Eta UMa	1.8540	24000.	92	24430	No
183	GOM_NL__2PRFIN20061101_192716_000000322052_00328_24430_3134.N1	01-NOV-2006 19:27:16	Bright	32.000	152	12Alp2CVn	2.8900	11000.	64	24430	No
184	GOM_NL__2PRFIN20061101_193442_000000302052_00328_24430_3135.N1	01-NOV-2006 19:34:42	Bright	30.000	62	94Bet Leo	2.1360	9700.0	60	24430	No
185	GOM_NL__2PRFIN20061101_195322_000000342052_00328_24430_3136.N1	01-NOV-2006 19:53:22	Dark	34.000	113	Mu Vel	2.6920	5000.0	68	24430	No
186	GOM_NL__2PRFIN20061101_195658_000000322052_00329_24431_3121.N1	01-NOV-2006 19:56:58	Dark	32.000	124	The Car	2.7640	30000.	64	24431	No
187	GOM_NL__2PRFIN20061101_201032_000000302052_00329_24431_3122.N1	01-NOV-2006 20:10:32	Dark	30.000	143	Alp Hyi	2.8570	7200.0	60	24431	No
188	GOM_NL__2PRFIN20061101_201155_000000432052_00329_24431_3123.N1	01-NOV-2006 20:11:55	Dark	43.000	9	Alp Eri	0.45300	24000.	86	24431	Yes
189	GOM_NL__2PRFIN20061101_202316_000000362052_00329_24431_3124.N1	01-NOV-2006 20:23:16	Straylight	36.000	52	16Bet Cet	2.0370	4500.0	72	24431	No
190	GOM_NL__2PRFIN20061101_203247_000000312052_00329_24431_3125.N1	01-NOV-2006 20:32:47	Bright	31.000	140	88Gam Peg	2.8340	26000.	62	24431	No
191	GOM_NL__2PRFIN20061101_203638_000000312052_00329_24431_3126.N1	01-NOV-2006 20:36:38	Bright	31.000	58	21Alp And	2.0730	11000.	62	24431	No
192	GOM_NL__2PRFIN20061101_203804_000000332052_00329_24431_3127.N1	01-NOV-2006 20:38:04	Bright	32.500	53	43Bet And	2.0480	3300.0	65	24431	No
193	GOM_NL__2PRFIN20061101_204358_000000302052_00329_24431_3128.N1	01-NOV-2006 20:43:58	Bright	30.000	68	18Alp Cas	2.2250	4500.0	60	24431	No
194	GOM_NL__2PRFIN20061101_204509_000000292052_00329_24431_3129.N1	01-NOV-2006 20:45:09	Bright	28.500	76	27Gam Cas	2.3000	30000.	57	24431	No
195	GOM_NL__2PRFIN20061101_205314_000000302052_00329_24431_3130.N1	01-NOV-2006 20:53:14	Bright	30.000	49	1Alp UMi	1.9900	6300.0	60	24431	No
196	GOM_NL__2PRFIN20061101_205705_000000312052_00329_24431_3131.N1	01-NOV-2006 20:57:05	Bright	30.500	60	7Bet UMi	2.0810	3950.0	61	24431	No
197	GOM_NL__2PRFIN20061101_210258_000000322052_00329_24431_3132.N1	01-NOV-2006 21:02:58	Bright	31.500	32	77Eps UMa	1.7630	11000.	63	24431	No
198	GOM_NL__2PRFIN20061101_210417_000000292052_00329_24431_3133.N1	01-NOV-2006 21:04:17	Bright	29.000	39	85Eta UMa	1.8540	24000.	58	24431	No
199	GOM_NL__2PRFIN20061101_210752_000000372052_00329_24431_3134.N1	01-NOV-2006 21:07:52	Bright	37.000	152	12Alp2CVn	2.8900	11000.	74	24431	No
200	GOM_NL__2PRFIN20061101_211519_000000302052_00329_24431_3135.N1	01-NOV-2006 21:15:19	Bright	29.500	62	94Bet Leo	2.1360	9700.0	59	24431	No
201	GOM_NL__2PRFIN20061101_213358_000000342052_00329_24431_3136.N1	01-NOV-2006 21:33:58	Dark	33.500	113	Mu Vel	2.6920	5000.0	67	24431	No
202	GOM_NL__2PRFIN20061101_213734_000000312052_00330_24432_3121.N1	01-NOV-2006 21:37:34	Dark	30.500	124	The Car	2.7640	30000.	61	24432	No
203	GOM_NL__2PRFIN20061101_215108_000000322052_00330_24432_3122.N1	01-NOV-2006 21:51:08	Dark	31.500	143	Alp Hyi	2.8570	7200.0	63	24432	No
204	GOM_NL__2PRFIN20061101_215231_000000342052_00330_24432_3123.N1	01-NOV-2006 21:52:31	Dark	34.000	9	Alp Eri	0.45300	24000.	68	24432	No
205	GOM_NL__2PRFIN20061101_220352_000000342052_00330_24432_3124.N1	01-NOV-2006 22:03:52	Straylight	34.000	52	16Bet Cet	2.0370	4500.0	68	24432	No
206	GOM_NL__2PRFIN20061101_221323_000000292052_00330_24432_3125.N1	01-NOV-2006 22:13:23	Bright	28.500	140	88Gam Peg	2.8340	26000.	57	24432	No
207	GOM_NL__2PRFIN20061101_221715_000000312052_00330_24432_3126.N1	01-NOV-2006 22:17:15	Bright	31.000	58	21Alp And	2.0730	11000.	62	24432	No
208	GOM_NL__2PRFIN20061101_221840_000000302052_00330_24432_3127.N1	01-NOV-2006 22:18:40	Bright	29.500	53	43Bet And	2.0480	3300.0	59	24432	No
209	GOM_NL__2PRFIN20061101_222434_000000302052_00330_24432_3128.N1	01-NOV-2006 22:24:34	Bright	30.000	68	18Alp Cas	2.2250	4500.0	60	24432	No
210	GOM_NL__2PRFIN20061101_222545_000000322052_00330_24432_3129.N1	01-NOV-2006 22:25:45	Bright	31.500	76	27Gam Cas	2.3000	30000.	63	24432	No
211	GOM_NL__2PRFIN20061101_223350_000000302052_00330_24432_3130.N1	01-NOV-2006 22:33:50	Bright	30.000	49	1Alp UMi	1.9900	6300.0	60	24432	No
212	GOM_NL__2PRFIN20061101_223741_000000312052_00330_24432_3131.N1	01-NOV-2006 22:37:41	Bright	31.000	60	7Bet UMi	2.0810	3950.0	62	24432	No
213	GOM_NL__2PRFIN20061101_224334_000000462052_00330_24432_3132.N1	01-NOV-2006 22:43:34	Bright	46.000	32	77Eps UMa	1.7630	11000.	92	24432	No
214	GOM_NL__2PRFIN20061101_224453_000000462052_00330_24432_3133.N1	01-NOV-2006 22:44:53	Bright	46.000	39	85Eta UMa	1.8540	24000.	92	24432	No
215	GOM_NL__2PRFIN20061101_225555_000000292052_00330_24432_3134.N1	01-NOV-2006 22:55:55	Bright	29.000	62	94Bet Leo	2.1360	9700.0	58	24432	No
216	GOM_NL__2PRFIN20061101_231435_000000342052_00330_24432_3135.N1	01-NOV-2006 23:14:35	Dark	34.000	113	Mu Vel	2.6920	5000.0	68	24432	No
217	GOM_NL__2PRFIN20061101_231810_000000312052_00331_24433_3121.N1	01-NOV-2006 23:18:10	Dark	30.500	124	The Car	2.7640	30000.	61	24433	No
218	GOM_NL__2PRFIN20061101_233144_000000322052_00331_24433_3122.N1	01-NOV-2006 23:31:44	Dark	32.000	143	Alp Hyi	2.8570	7200.0	64	24433	No
219	GOM_NL__2PRFIN20061101_233307_000000372052_00331_24433_3123.N1	01-NOV-2006 23:33:07	Dark	37.000	9	Alp Eri	0.45300	24000.	74	24433	No

220	GOM_NL__2PRFIN20061101_234428_000000362052_00331_24433_3124.N1	01-NOV-2006 23:44:28	Straylight	35.500	52	16Bet Cet	2.0370	4500.0	71	24433	No
221	GOM_NL__2PRFIN20061101_235400_000000292052_00331_24433_3125.N1	01-NOV-2006 23:54:00	Bright	28.500	140	88Gam Peg	2.8340	26000.	57	24433	No
222	GOM_NL__2PRFIN20061101_235751_000000302052_00331_24433_3126.N1	01-NOV-2006 23:57:51	Bright	29.500	58	21Alp And	2.0730	11000.	59	24433	No
223	GOM_NL__2PRFIN20061101_235916_000000312052_00331_24433_3127.N1	01-NOV-2006 23:59:16	Bright	31.000	53	43Bet And	2.0480	3300.0	62	24433	No

3. Quality information per product

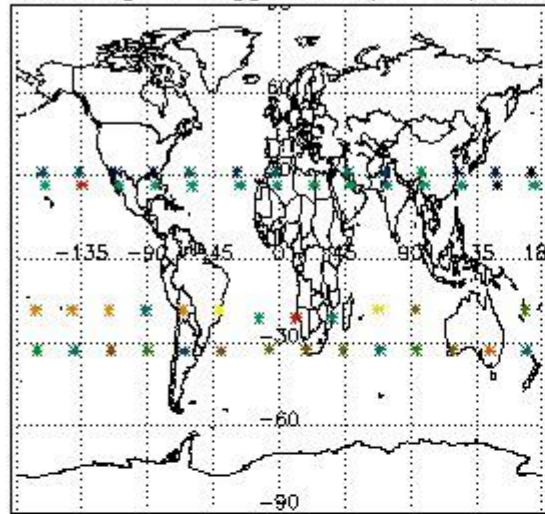
In this section it is plotted some information contained in the Quality Summary data set of the level 2 products. Only products in dark limb conditions and without errors (error flag in the MPH set to "0") are used.

3.1 Plot quality information per product (time dependant)

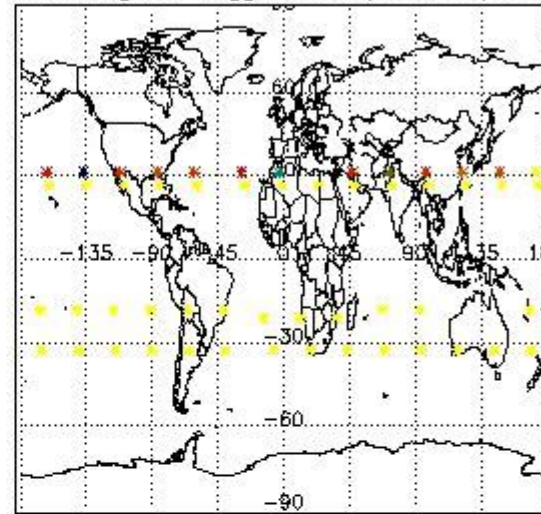


3.2 Plot quality information per product (world map)

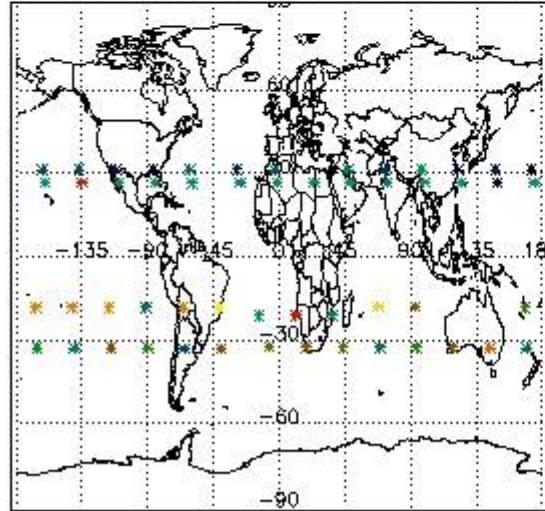
Percentage of flagged data per O3 profile



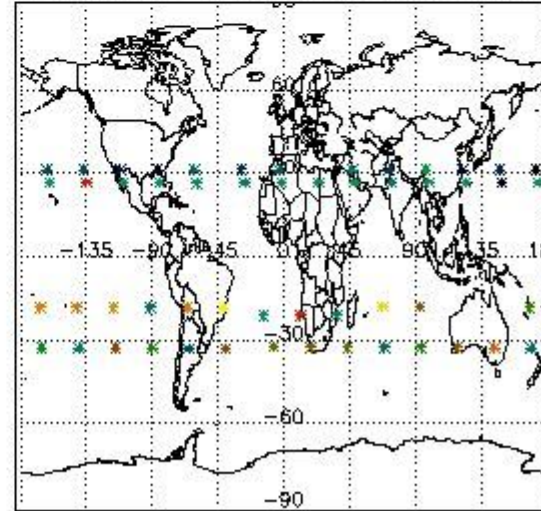
Percentage of flagged data per H2O profile



Percentage of flagged data per NO2 profile



Percentage of flagged data per NO3 profile

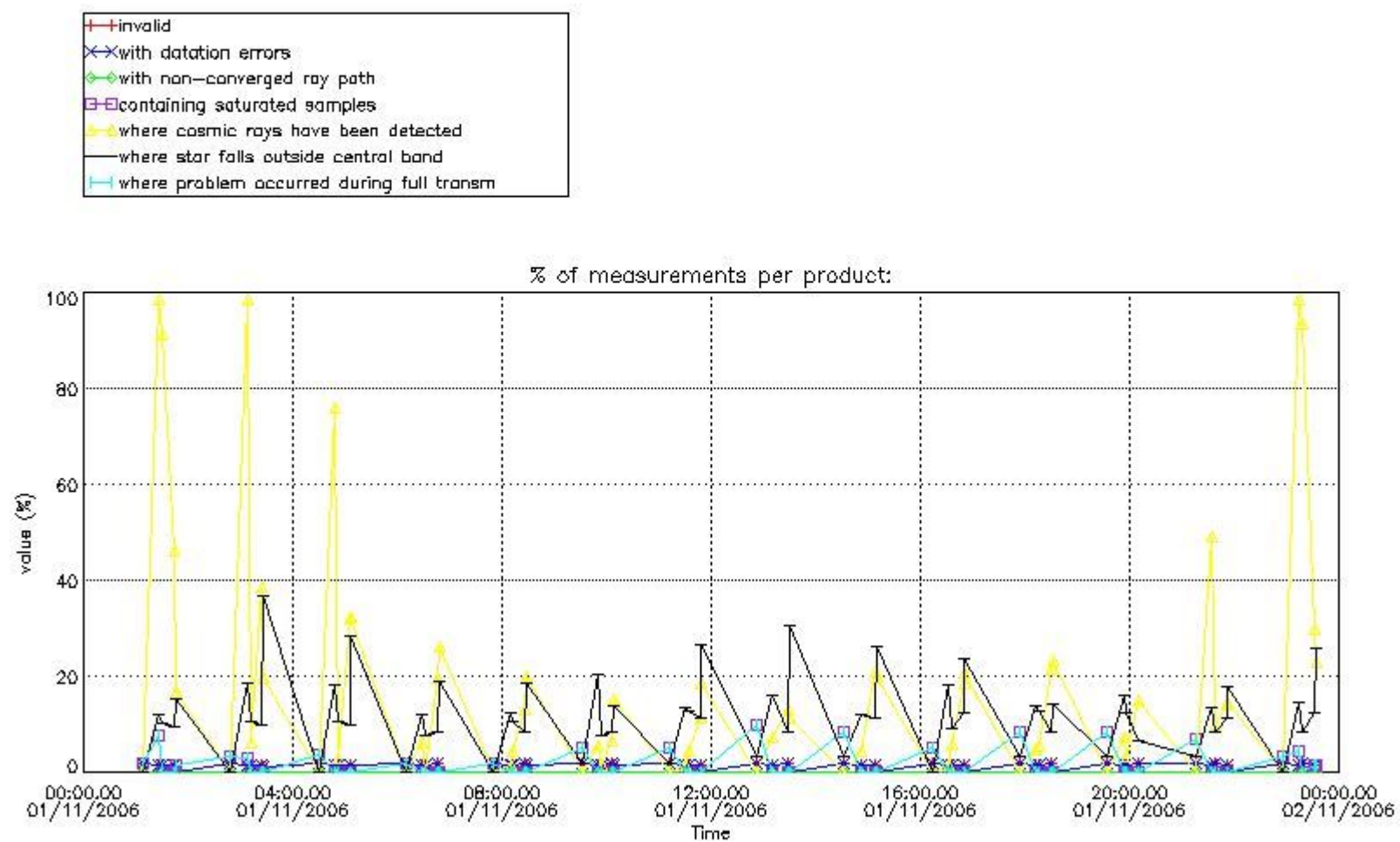


4. Level 1 quality information per product

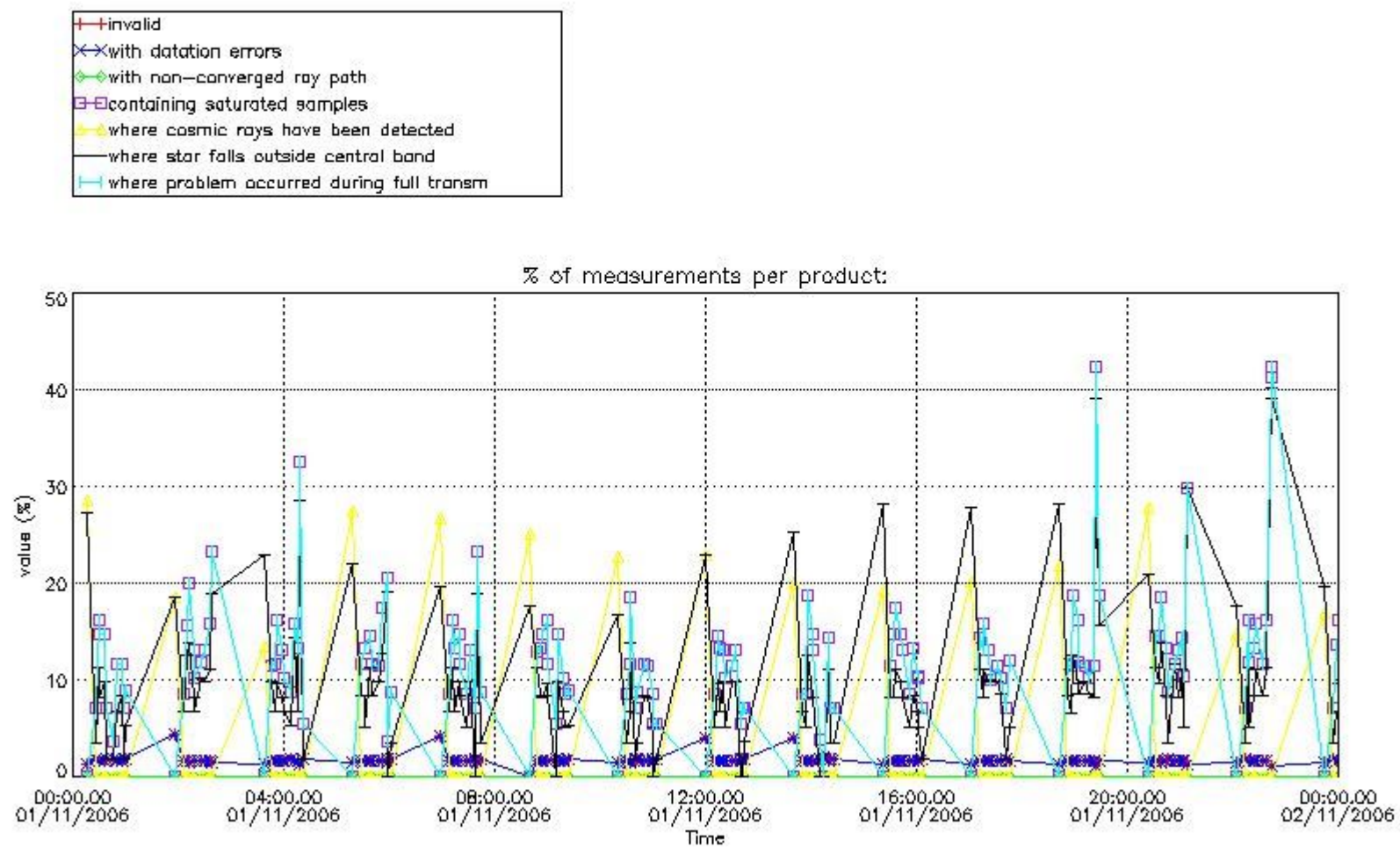
In this section it is plotted some information contained in the Quality Summary data set of the level 2 products that comes from the level 1b processing. Products without errors (error flag in the MPH set to "0") are used.

4.1 Plot quality information per product (time dependant) coming from level 1b processing

4.1.1 Plot level 1 quality information per product (time dependant): ENVISAT ASCENDING passes



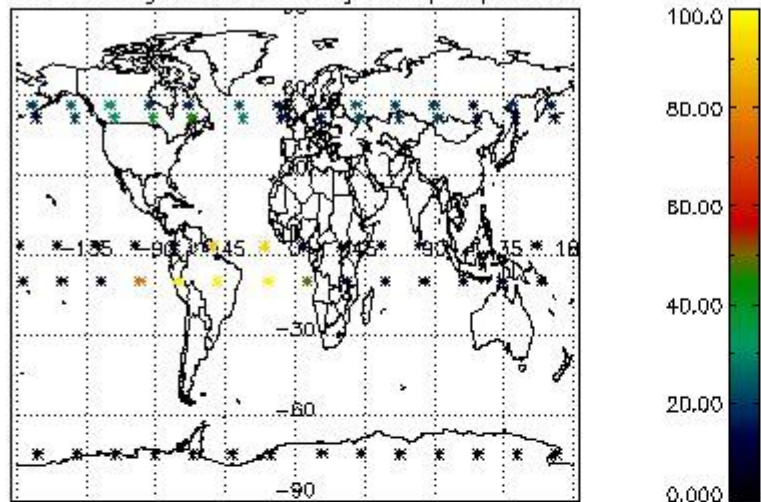
4.1.2 Plot level 1 quality information per product (time dependant): ENVI SAT DESCENDING passes



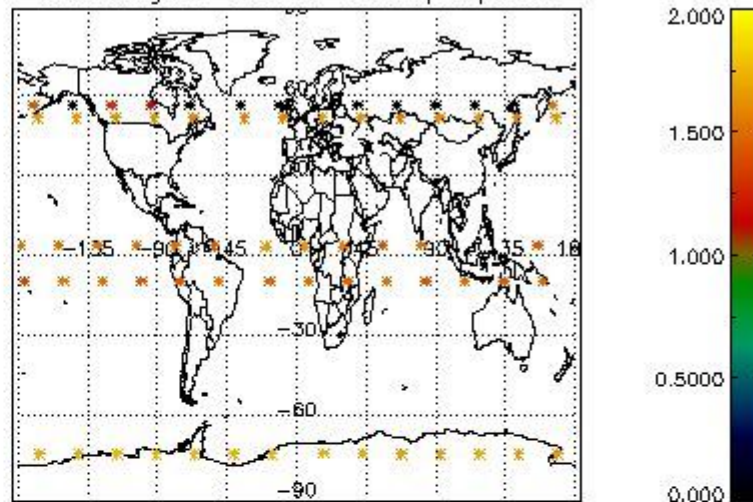
4.2 Plot quality information per product coming from level 1b processing (world map)

4.2.1 Plot level 1 quality information per product (world map): ENVISAT ASCENDING passes

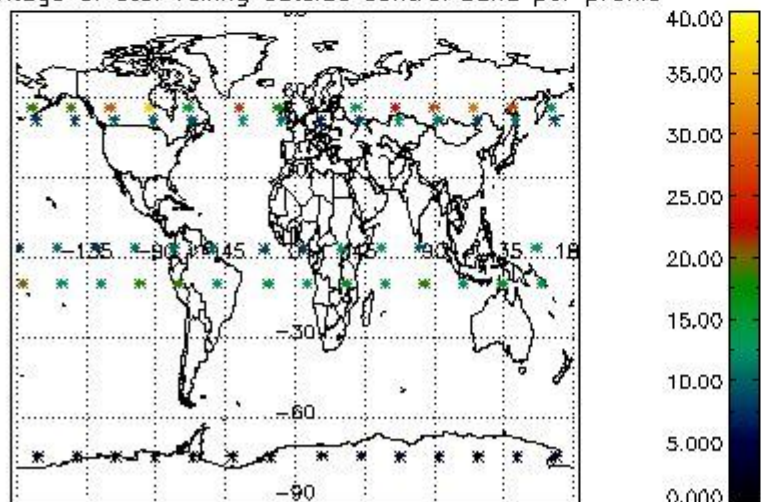
Percentage of cosmic ray hits per profile



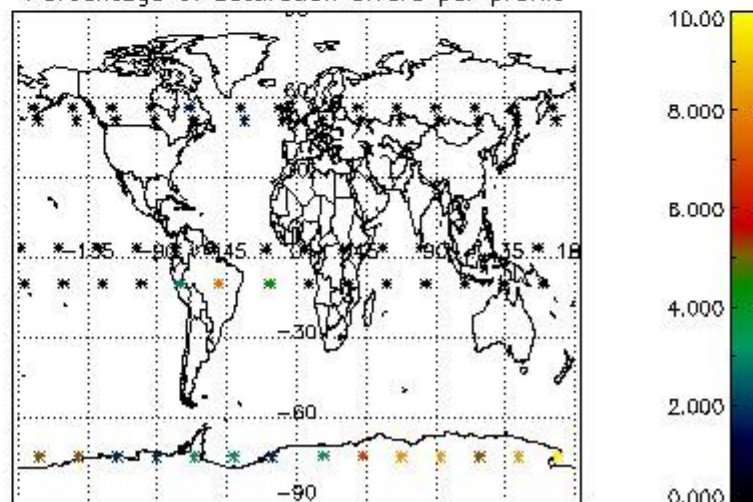
Percentage of datation errors per profile



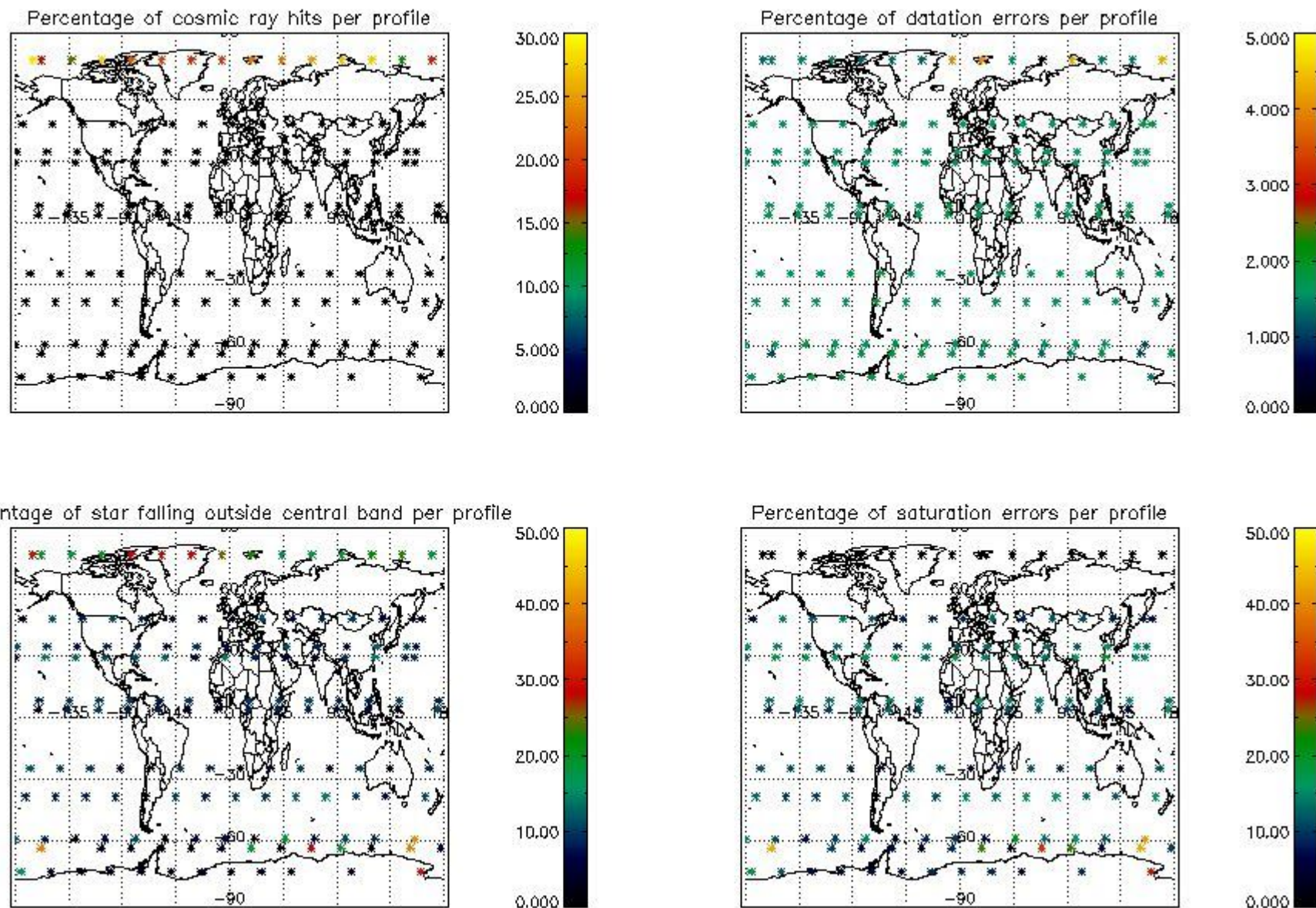
Percentage of star falling outside central band per profile



Percentage of saturation errors per profile



4.2.2 Plot level 1 quality information per product (world map): ENVISAT DESCENDING passes



5. Trace gas profiles

5.1 Ozone statistics based on quality of products

The final quality of the products can be "measured" using the STD (Standard Deviation) attached to every point profile. This information is written to the parameter GOM_NL__2P/NL_LOCAL_SPECIES_DENSITY/o3_std of the level 2 products. The table below shows the statistics for given STD ranges.

The statistics are given with respect to the overall valid production:

- Products without fatal errors: GOM_NL__2P/MPH/PRODUCT_ERR=0
- Valid point profile: GOM_NL__2P/NL_LOCAL_SPECIES_DENSITY/pcd(0)=0

The 'Criteria' is applied to valid points of dark limb products:

- Products in dark limb illumination condition: GOM_NL__2P/NL_SUMMARY_QUALITY/obs_ill_cond=0
- Products without fatal errors: GOM_NL__2P/MPH/PRODUCT_ERR=0
- Valid point profile: GOM_NL__2P/NL_LOCAL_SPECIES_DENSITY/pcd(0)=0

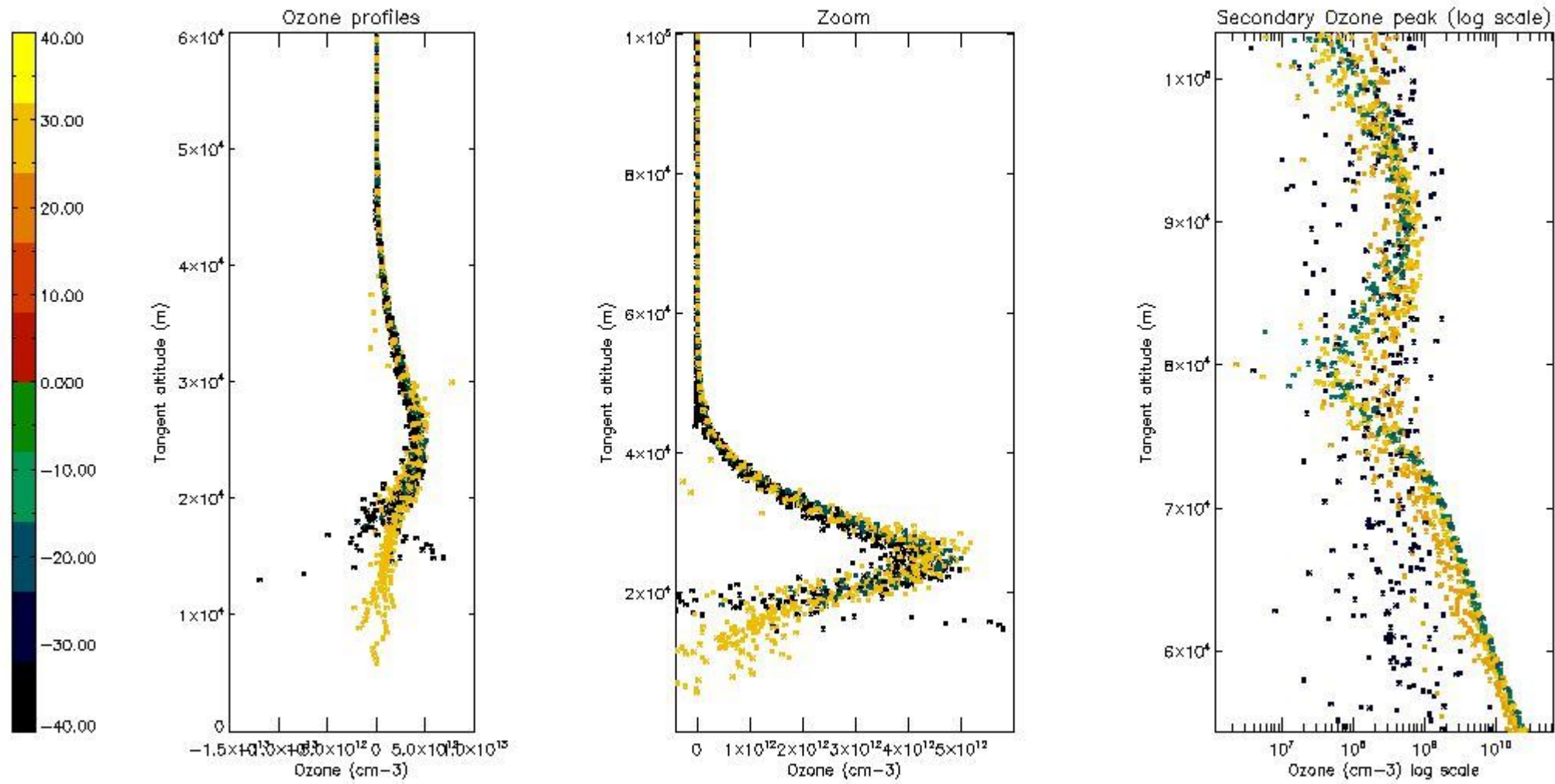
So, the table below shows the percentage of dark limb and valid observations for each criteria with respect to the overall valid daily observations.

Criteria	% of total production
All STD	26
STD < 20	15

STD < 10	11
STD < 5	7

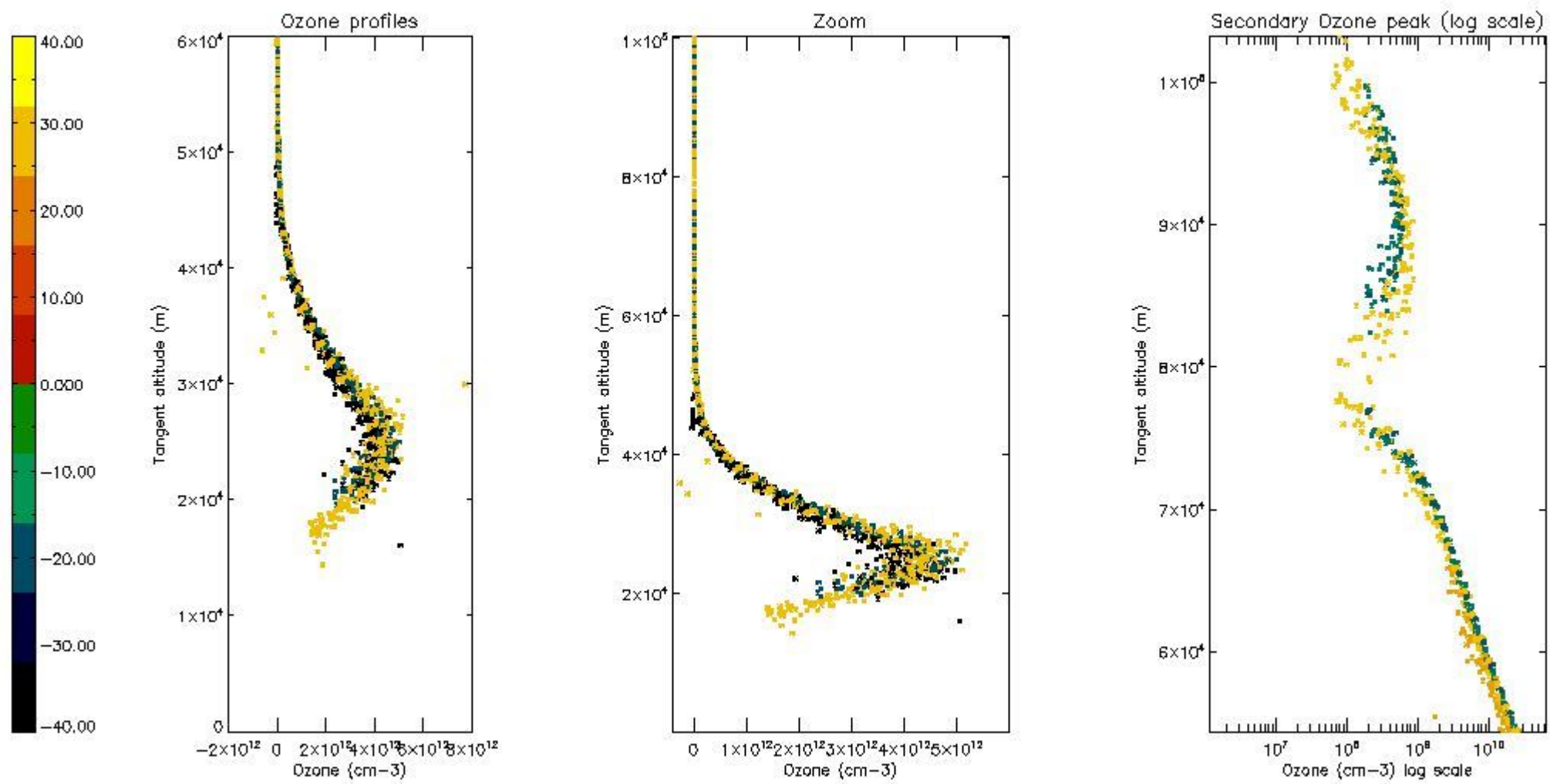
5.2 Plot ozone profiles for all STD (dark without errors)

The colorbar represents the latitude.



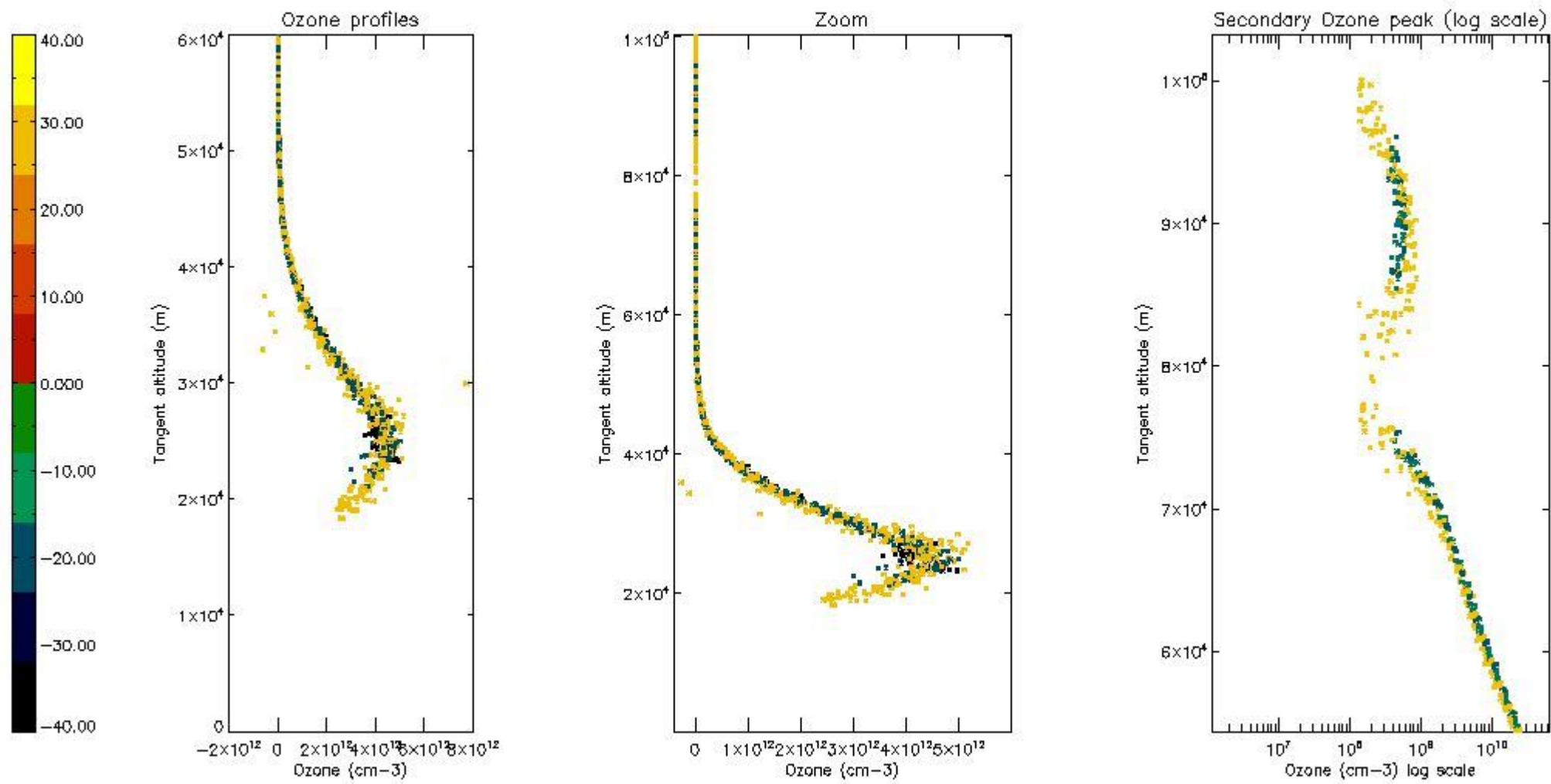
5.3 Plot ozone profiles where STD < 20% (dark without errors)

The colorbar represents the latitude.



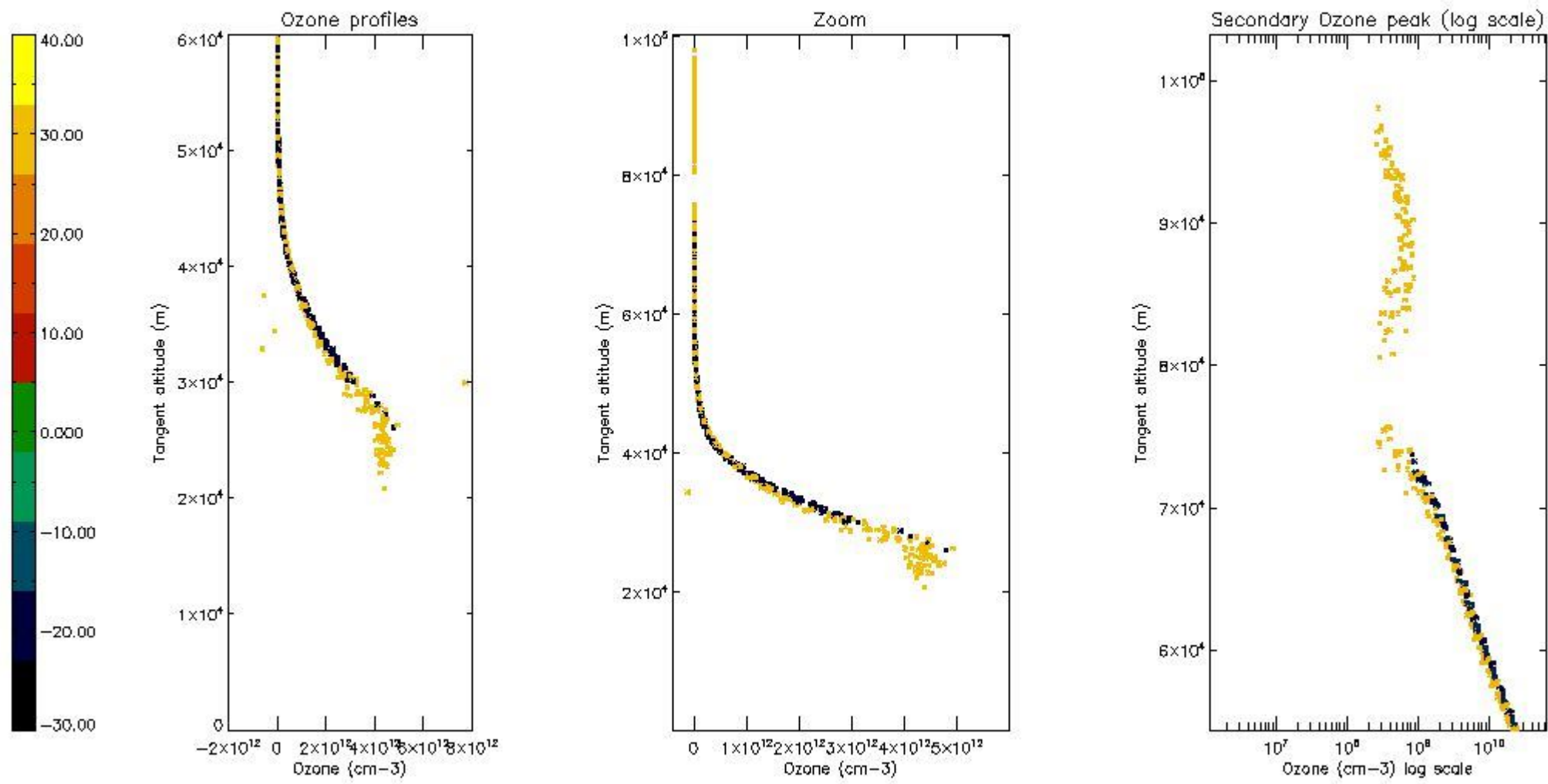
5.4 Plot ozone profiles where STD < 10% (dark without errors)

The colorbar represents the latitude.



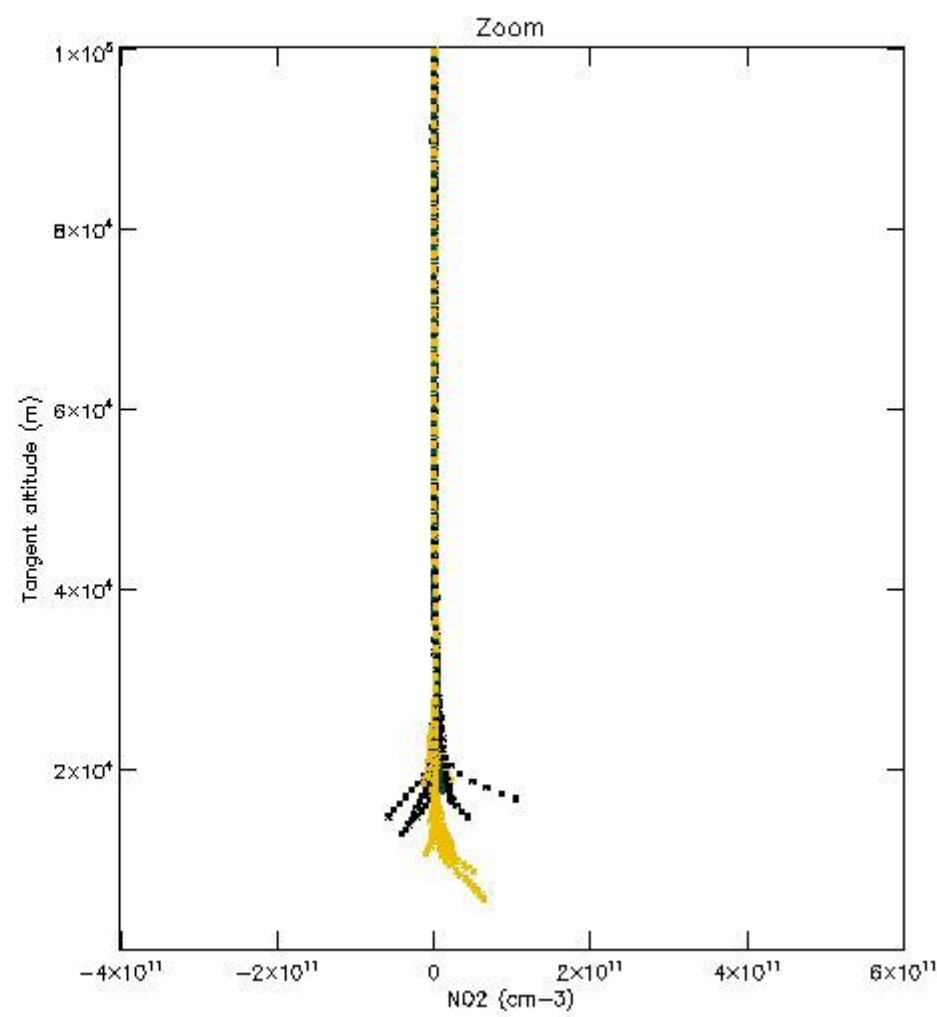
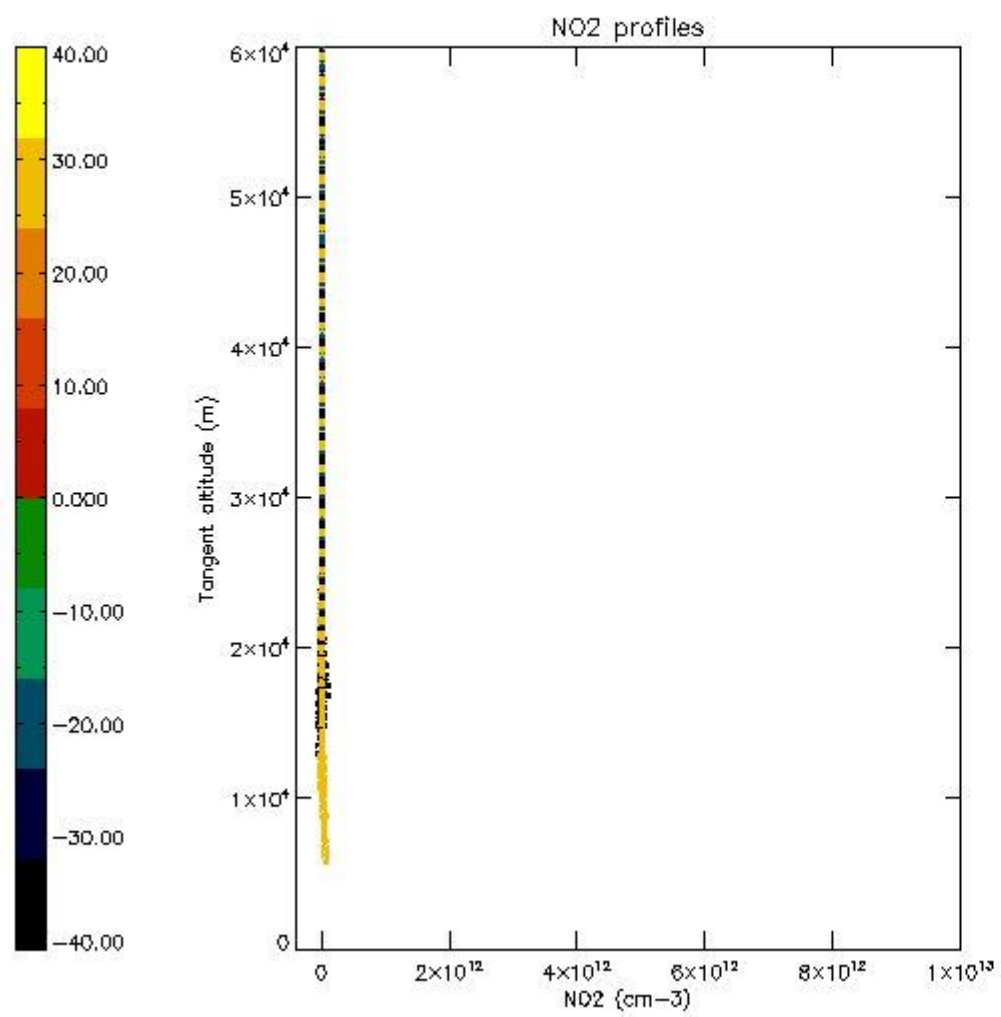
5.5 Plot ozone profiles where STD < 5% (dark without errors)

The colorbar represents the latitude.



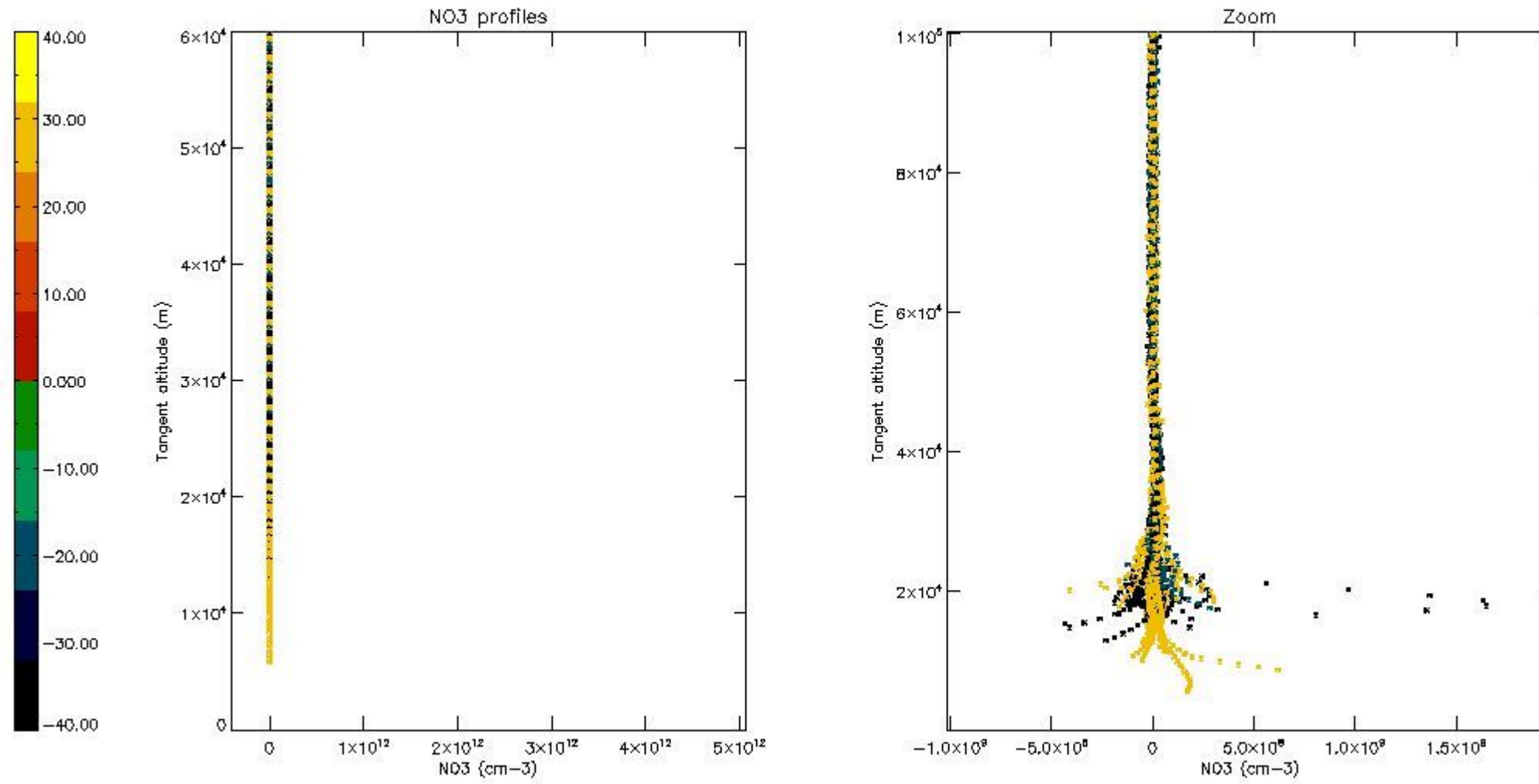
5.6 Plot NO₂ profiles for all STD (dark without errors)

The colorbar represents the latitude.



5.7 Plot NO3 profiles for all STD (dark without errors)

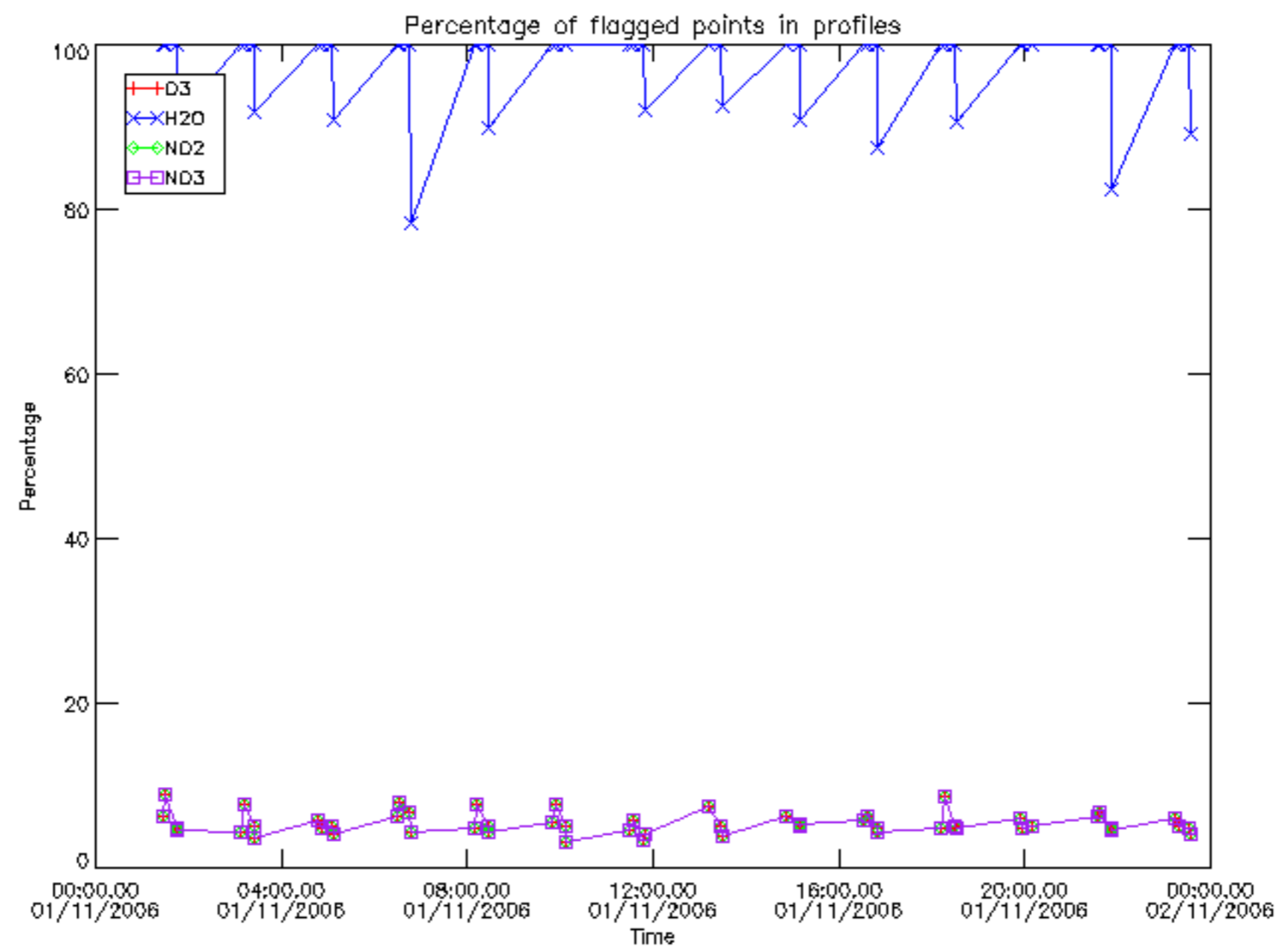
The colorbar represents the latitude.



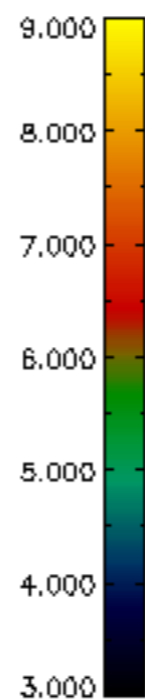
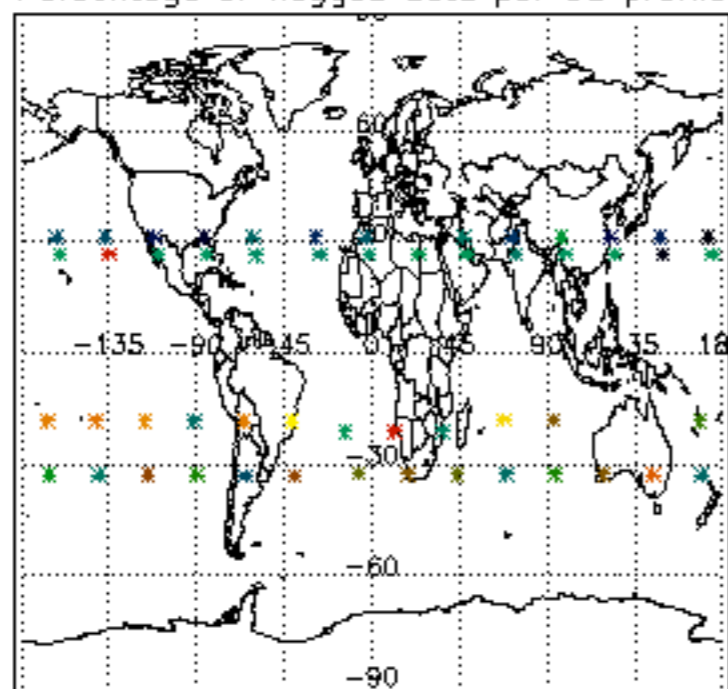
6. Auxiliary Data Files used for the production reported in section 2

The number reported in the third column indicates since which file (see list in section 2) the corresponding auxiliary file has been used. The fourth column is the date of those product files.

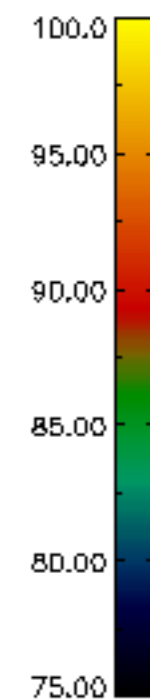
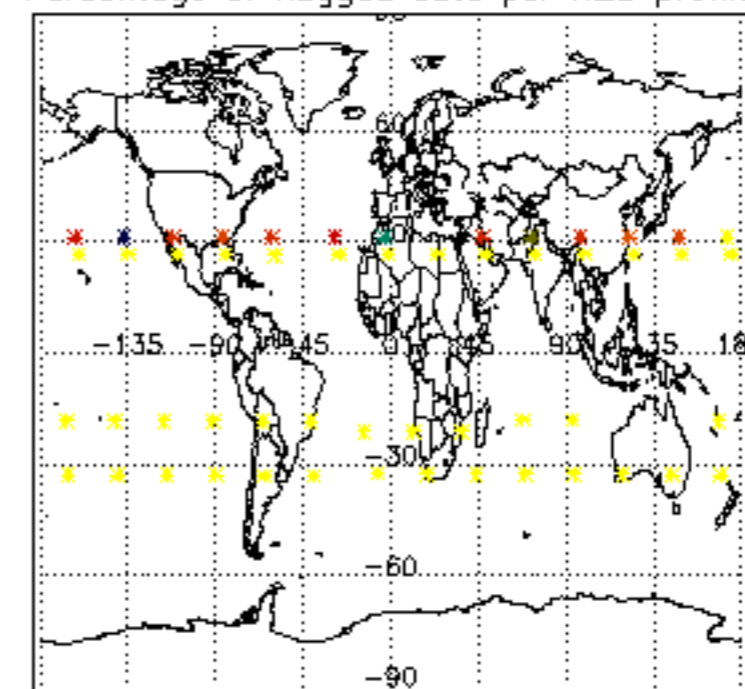
Type	Auxiliary Filename	Used since product	Used since product date
INST_PHYS_CHARACTERISTICS	GOM_INS_AXVIEC20091111_143220_20030716_120000_20500101_000000	1	01-NOV-2006 00:16:02
LEVEL-2_PROC_CONFIG	GOM_PR2_AXVIEC20091111_152718_20020301_000000_20500101_000000	1	01-NOV-2006 00:16:02
CROSS_SECTIONS_FILE	GOM_CRS_AXVIEC20091111_154832_20020301_000000_20500101_000000	1	01-NOV-2006 00:16:02



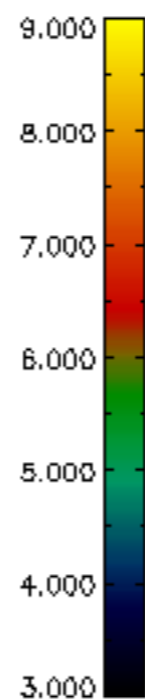
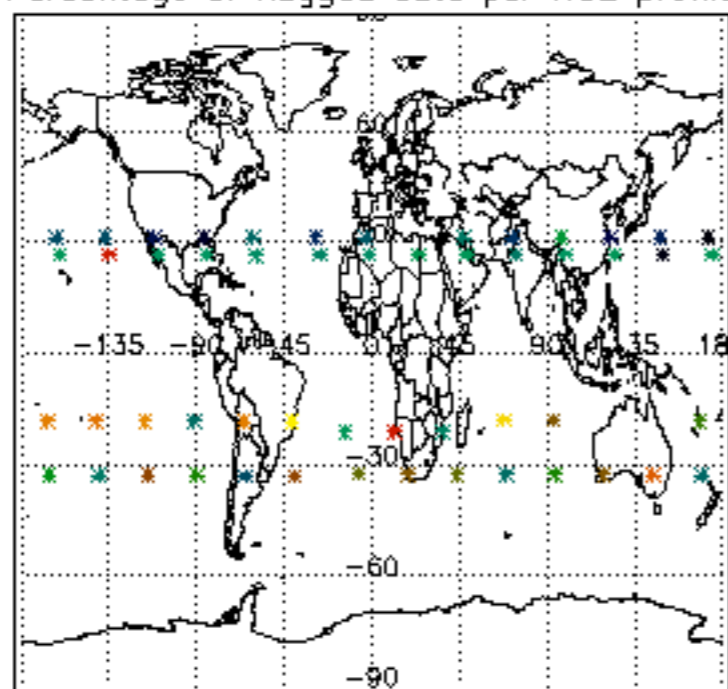
Percentage of flagged data per D3 profile



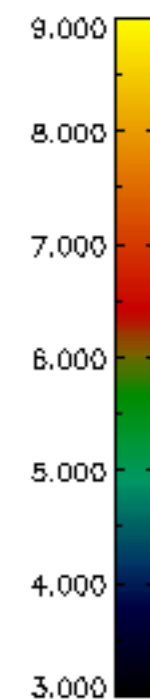
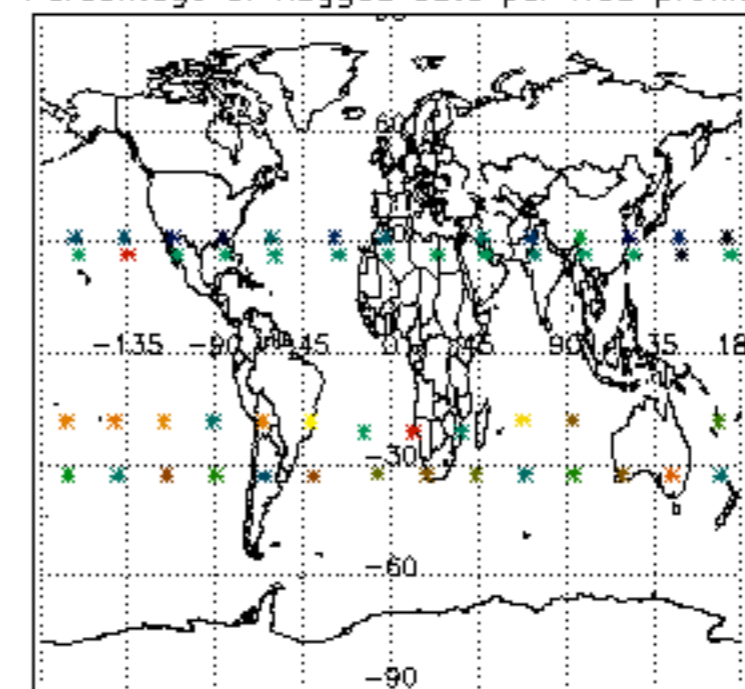
Percentage of flagged data per H2O profile

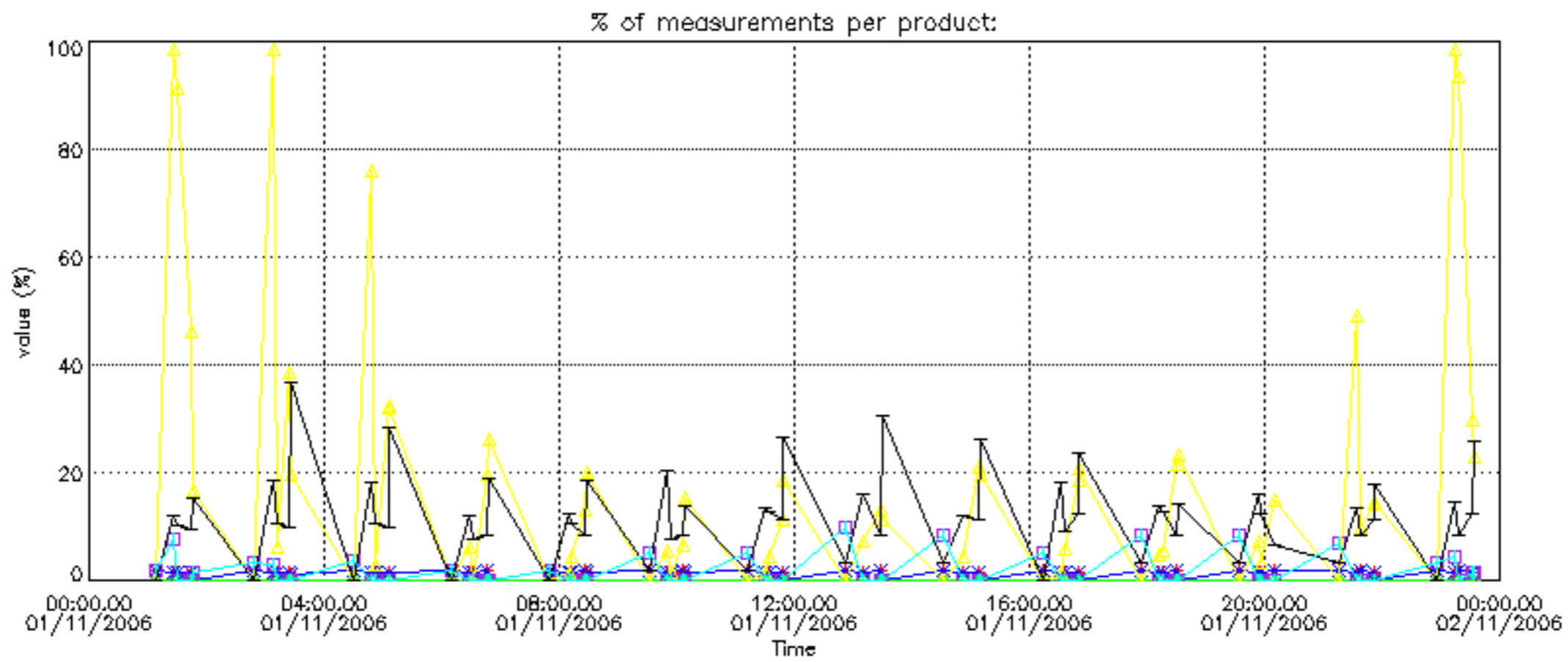


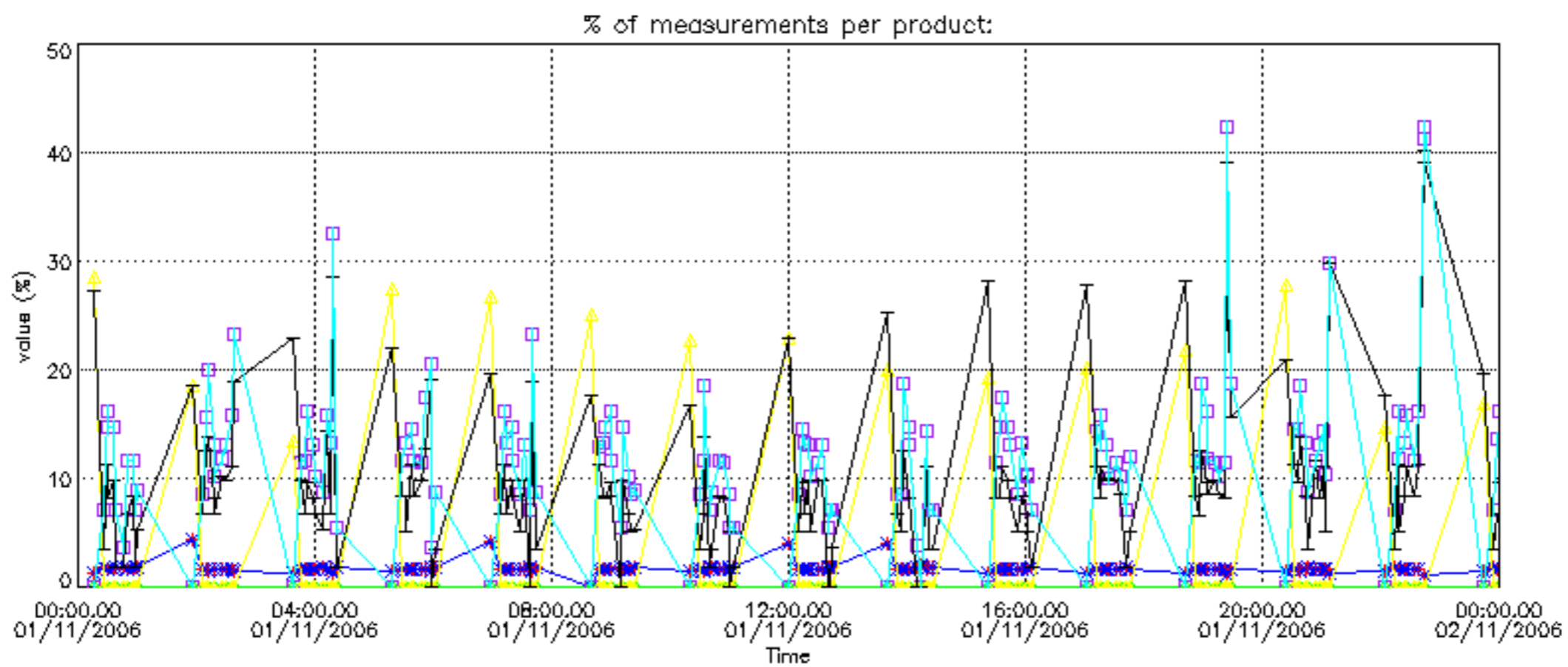
Percentage of flagged data per NO2 profile



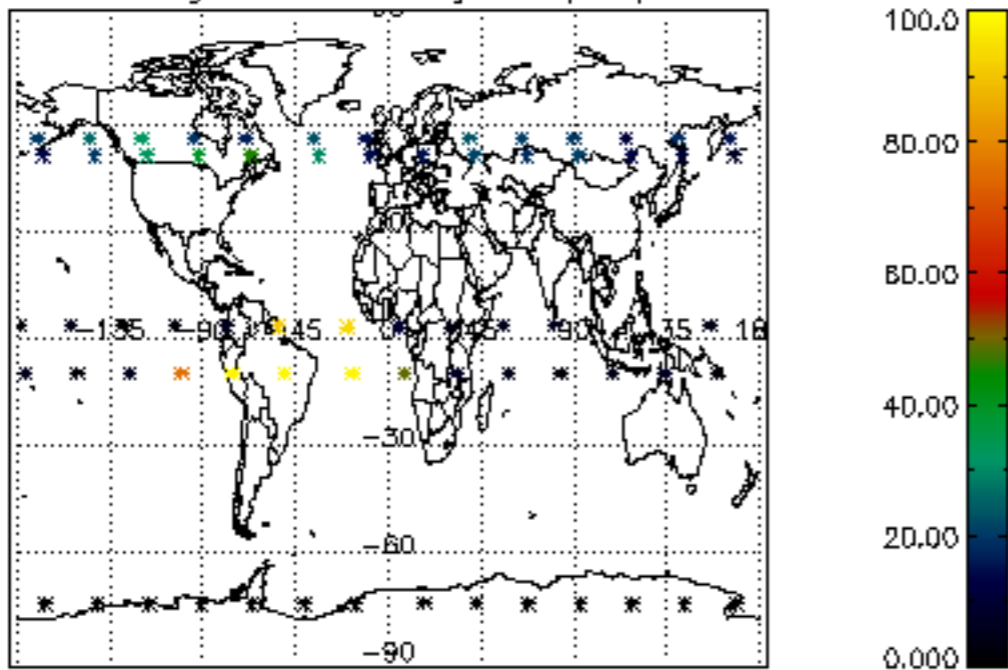
Percentage of flagged data per NO3 profile



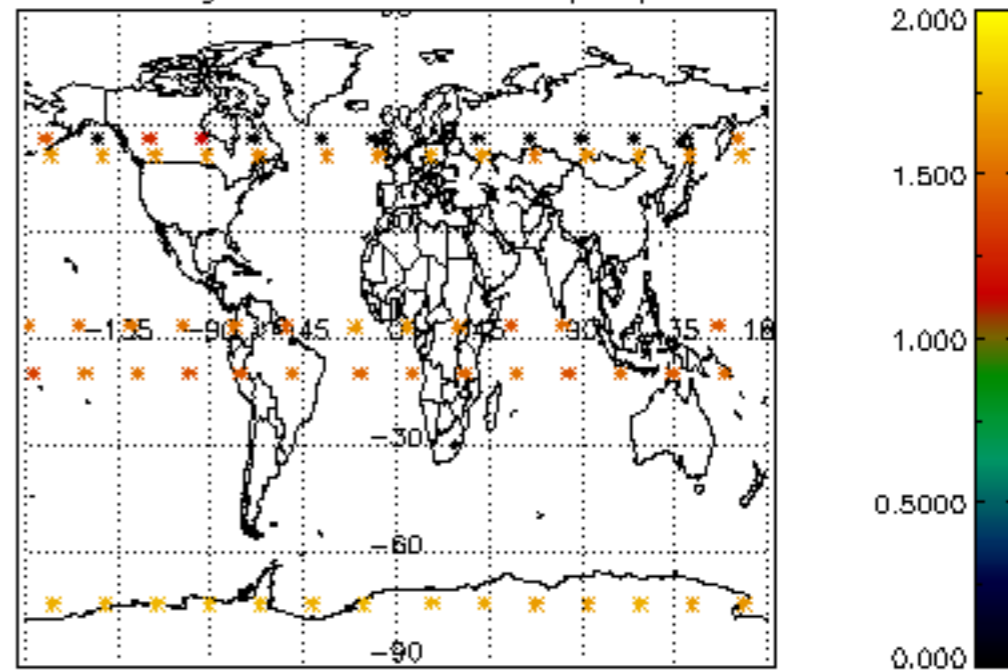




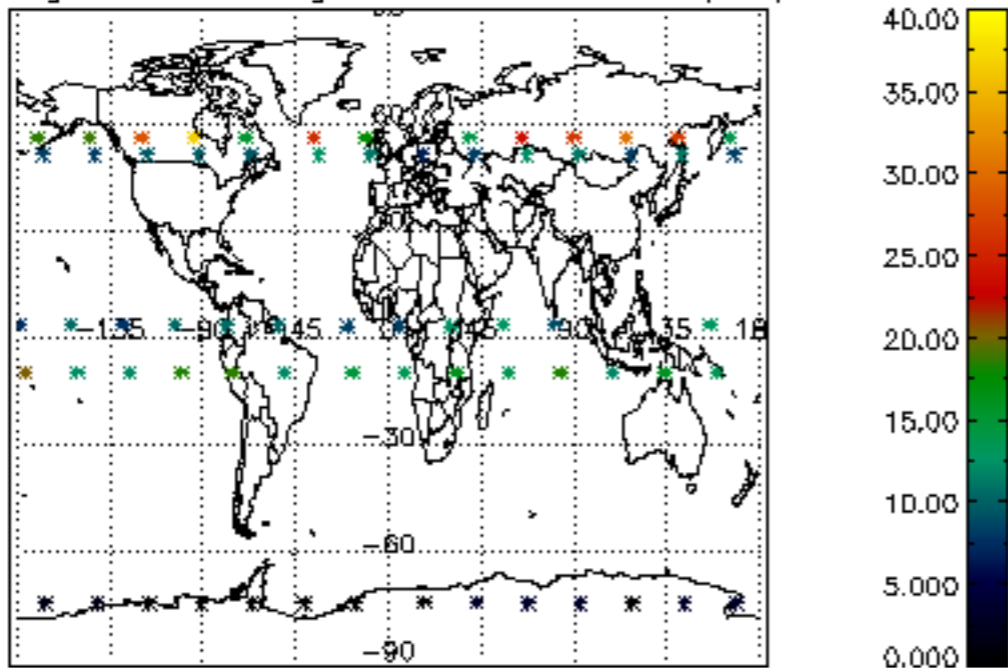
Percentage of cosmic ray hits per profile



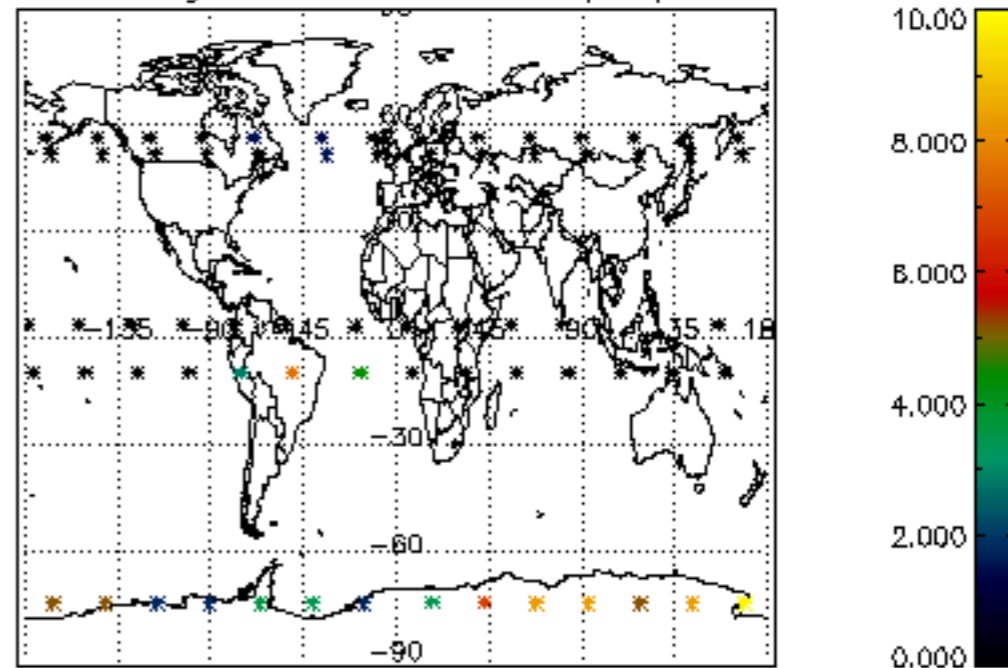
Percentage of datation errors per profile



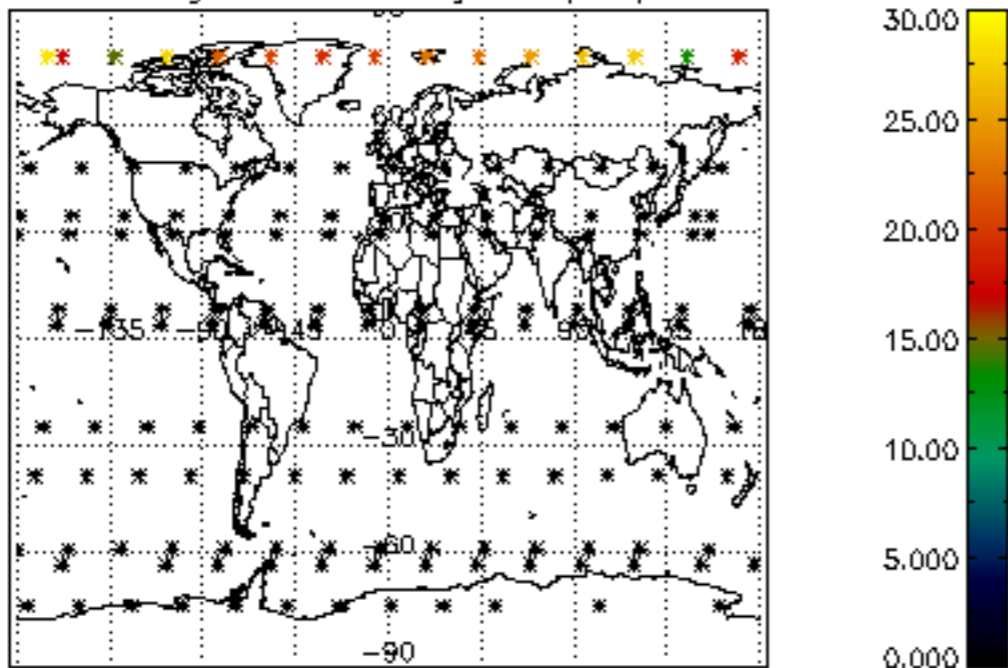
Percentage of star falling outside central band per profile



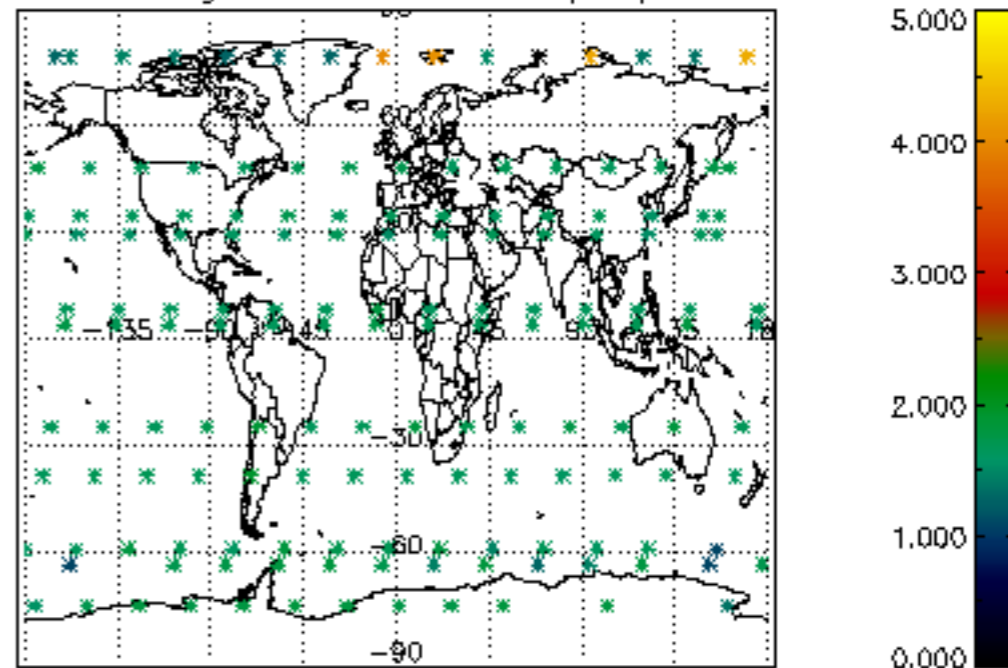
Percentage of saturation errors per profile



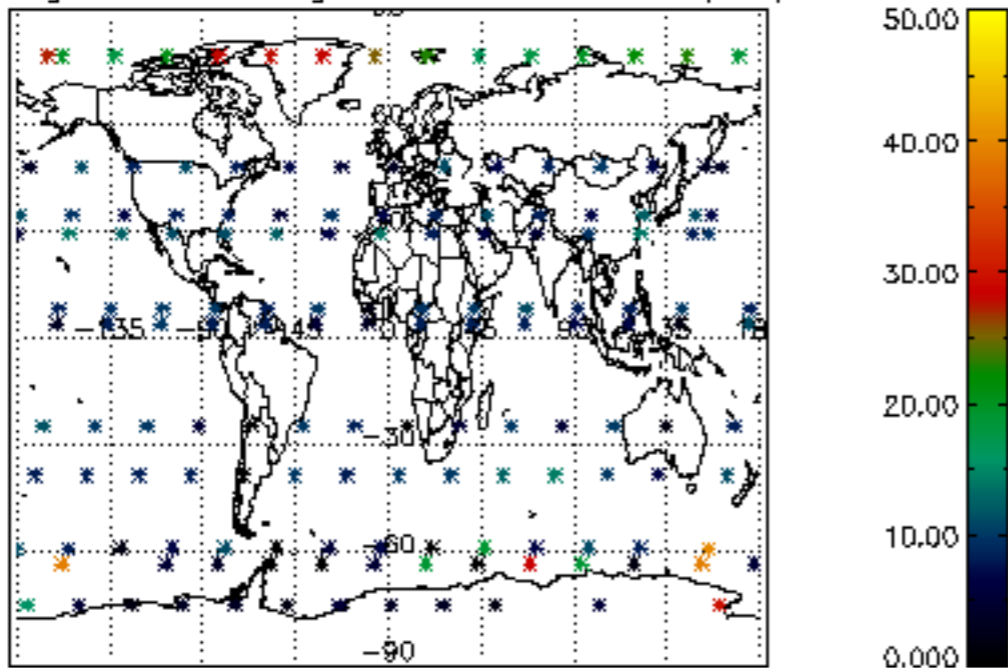
Percentage of cosmic ray hits per profile



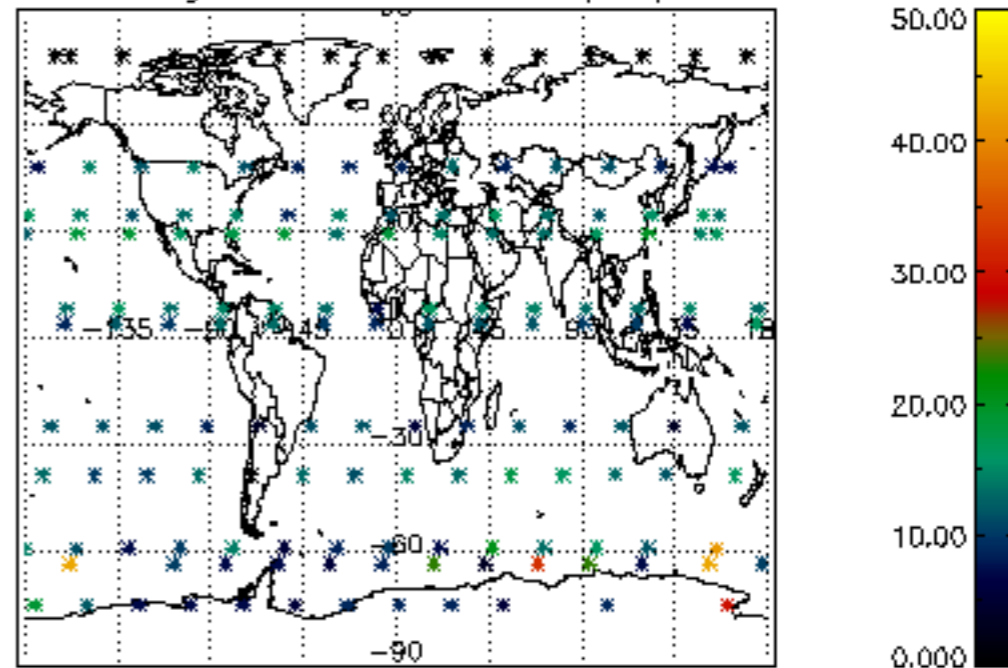
Percentage of datation errors per profile

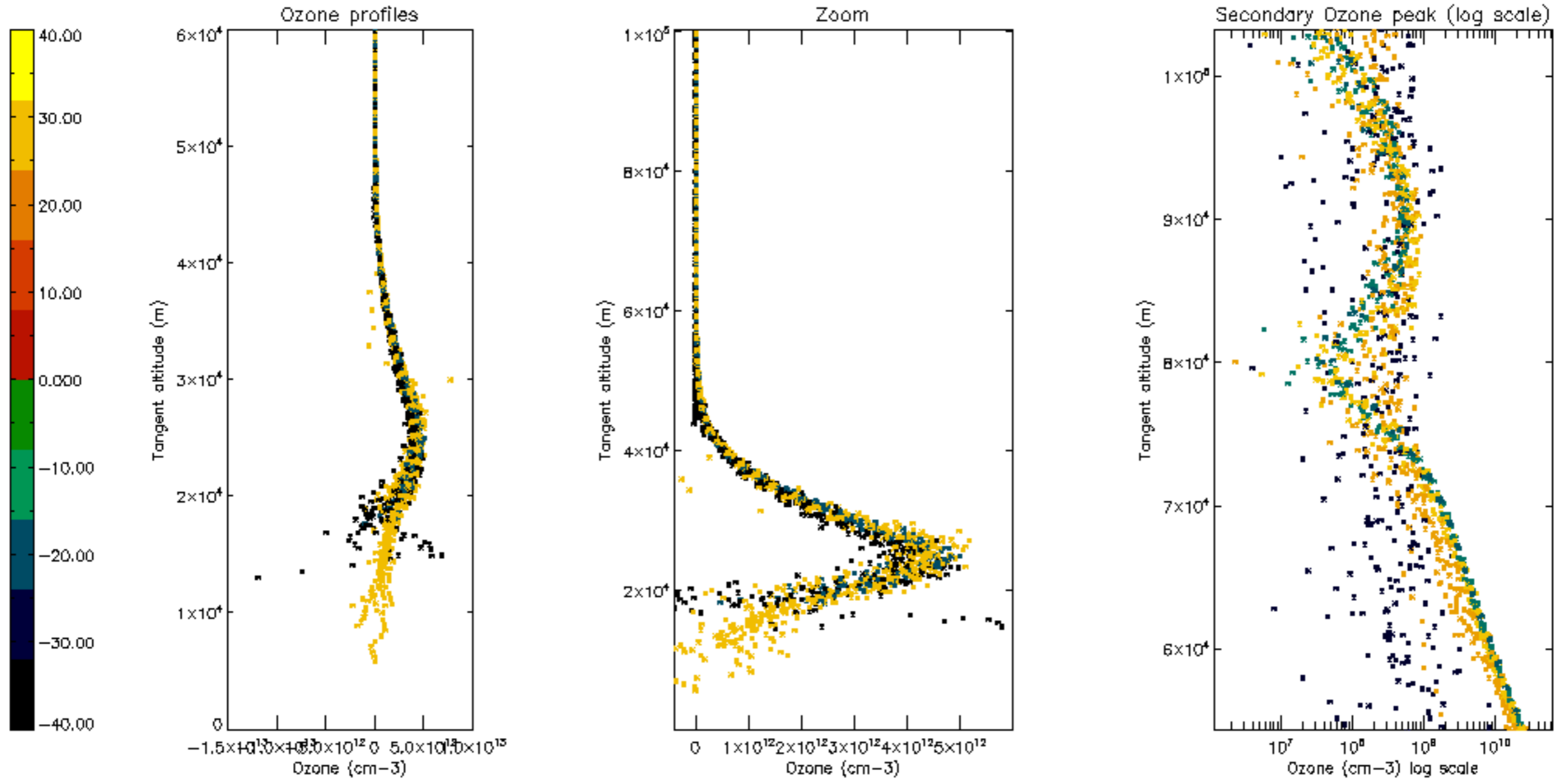


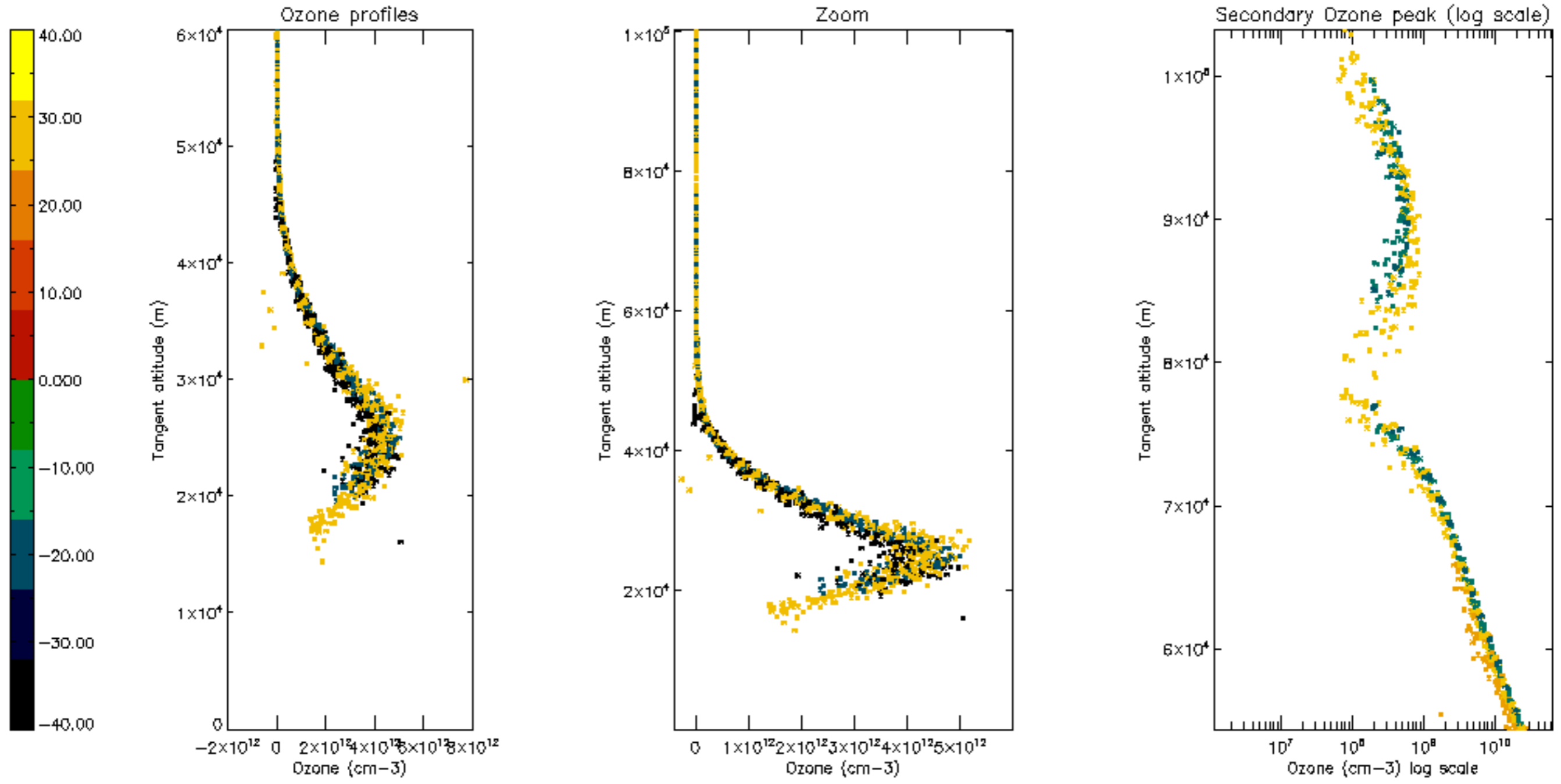
Percentage of star falling outside central band per profile

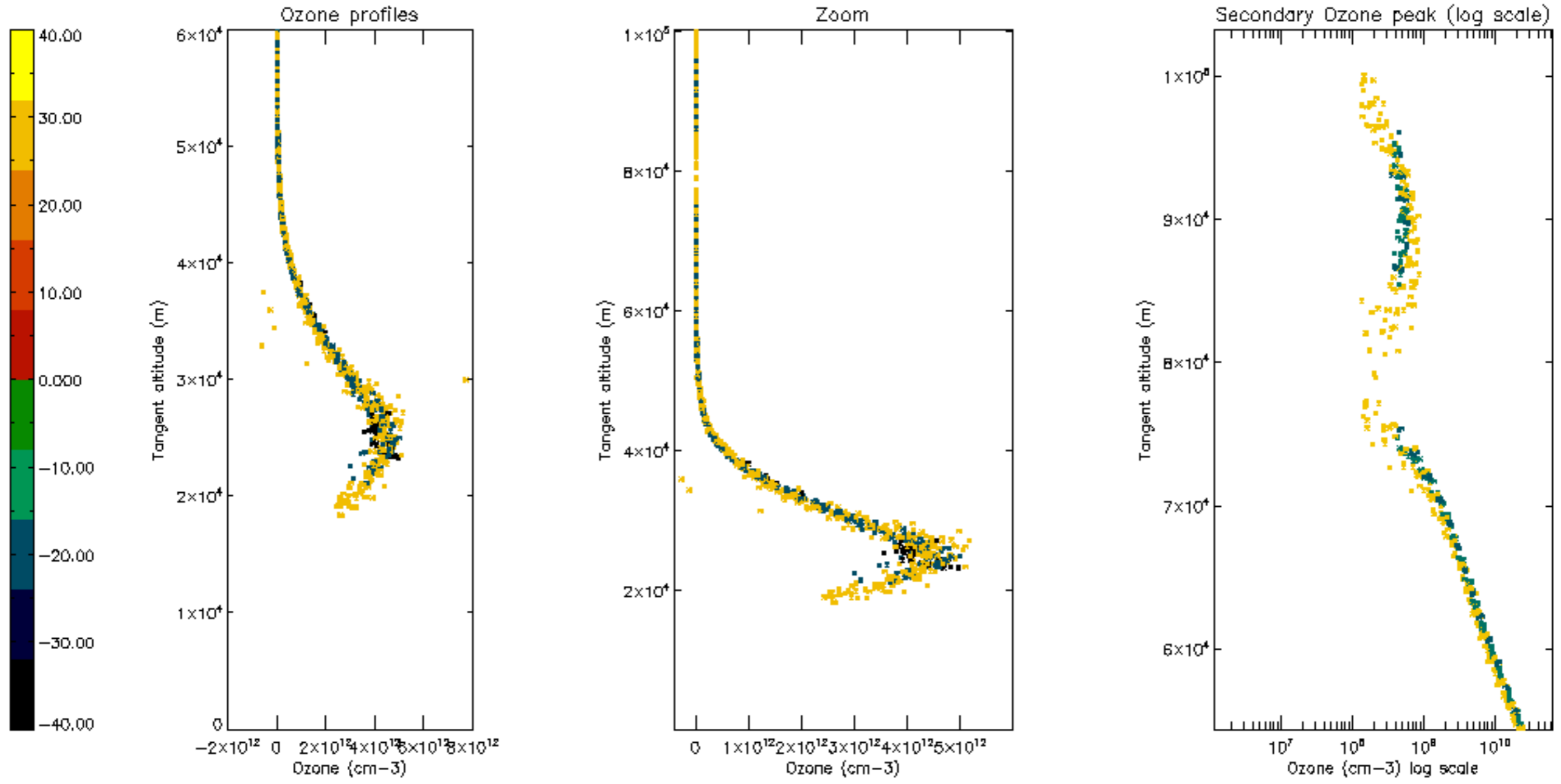


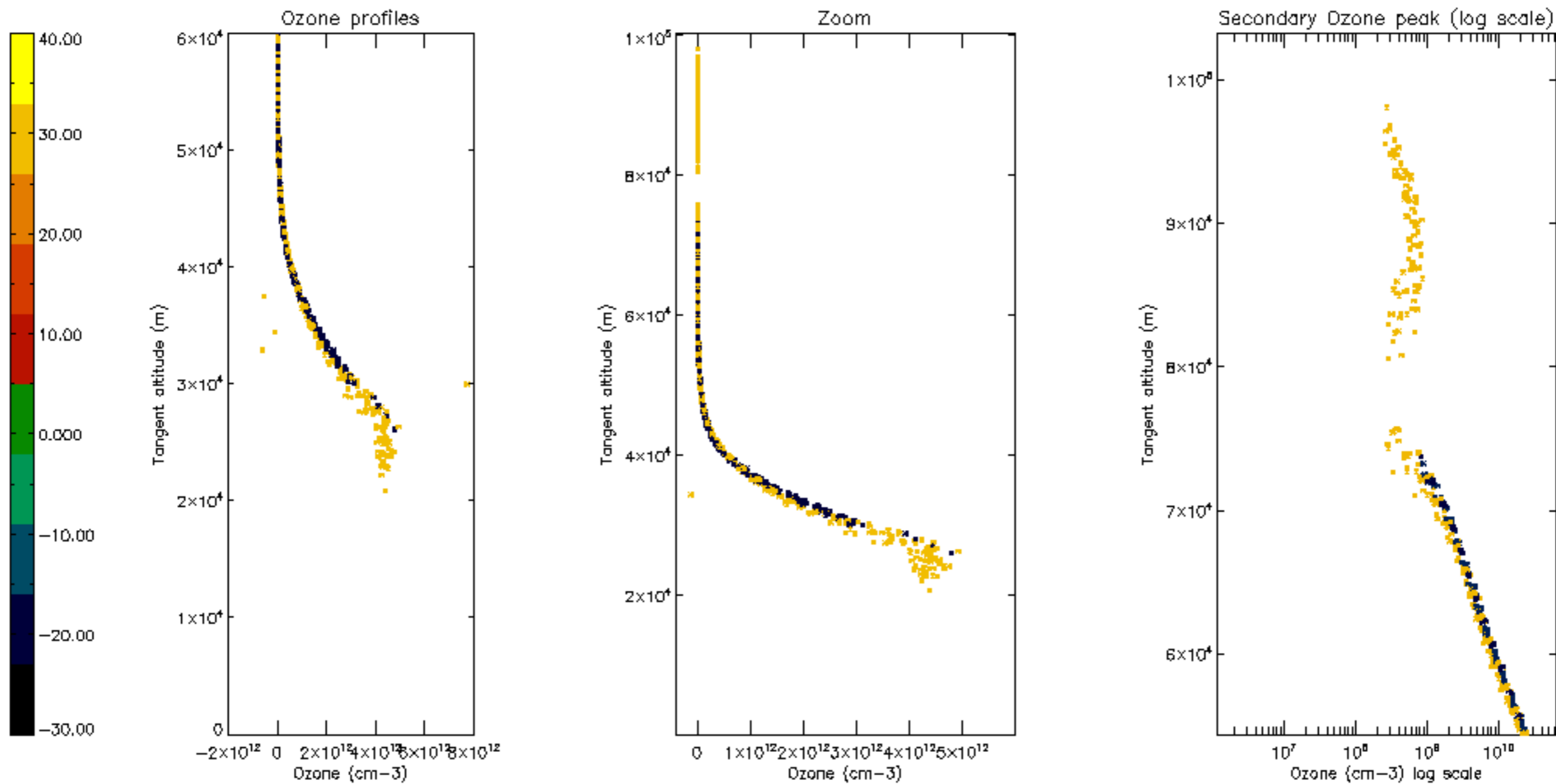
Percentage of saturation errors per profile

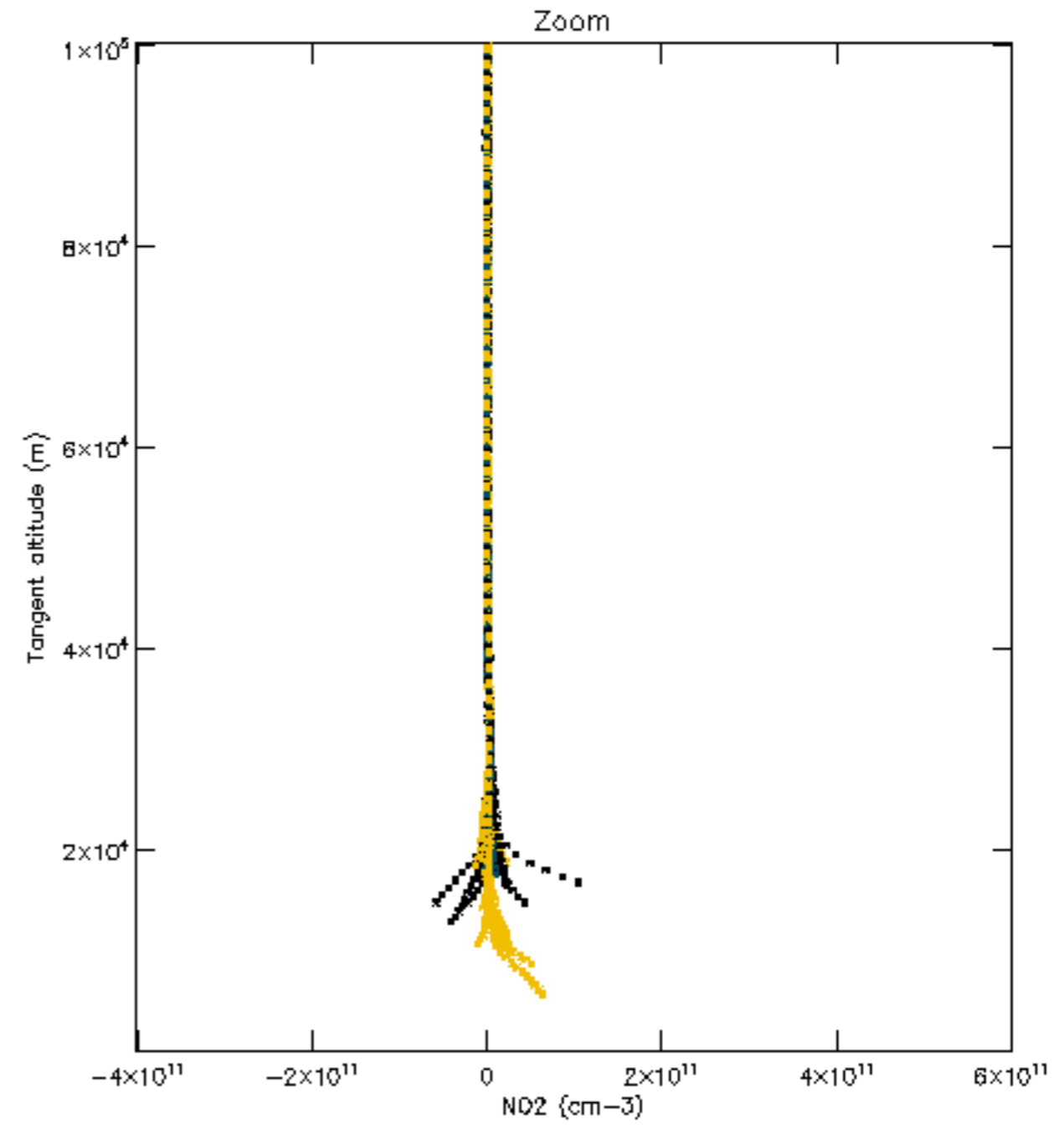
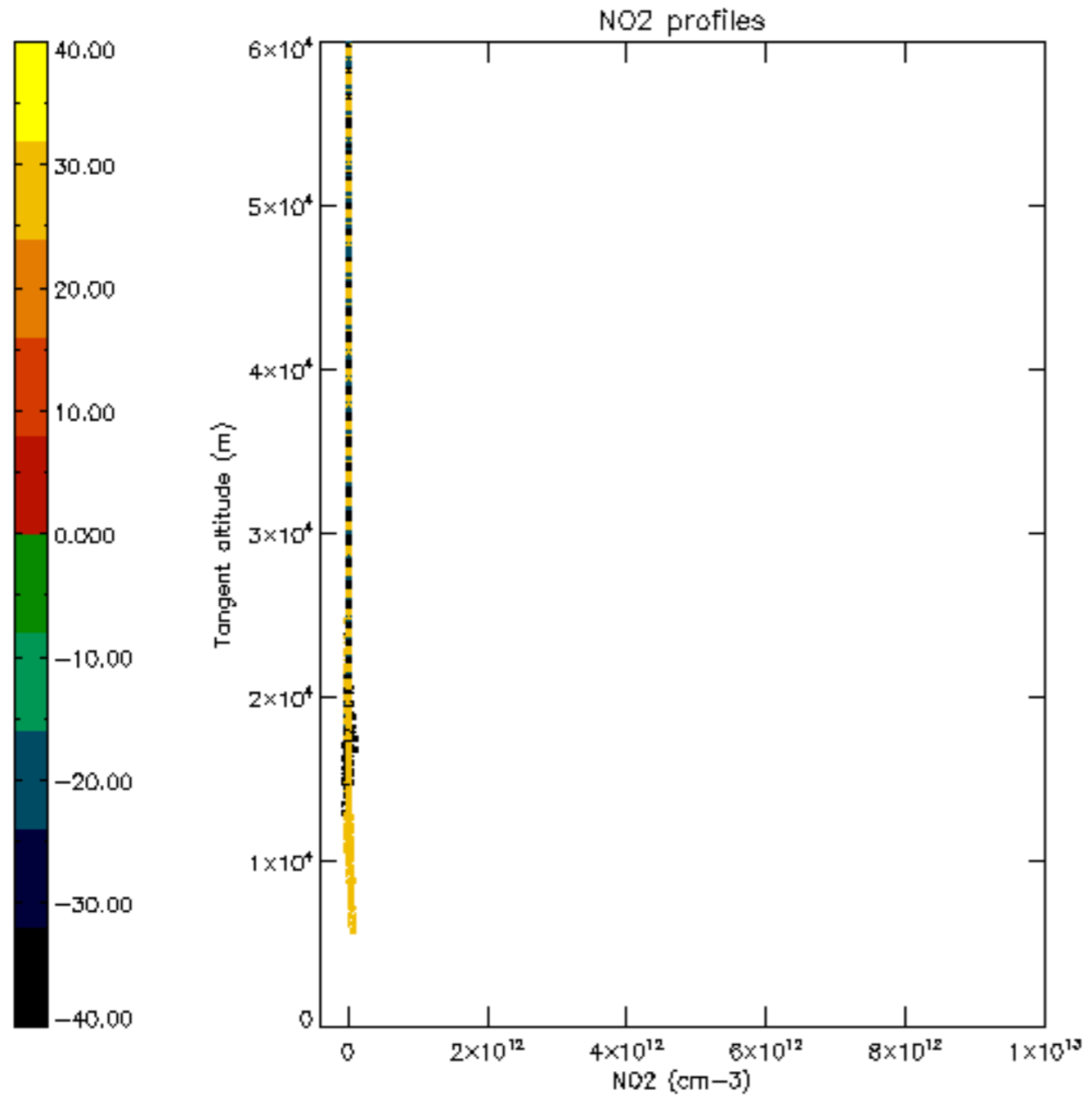


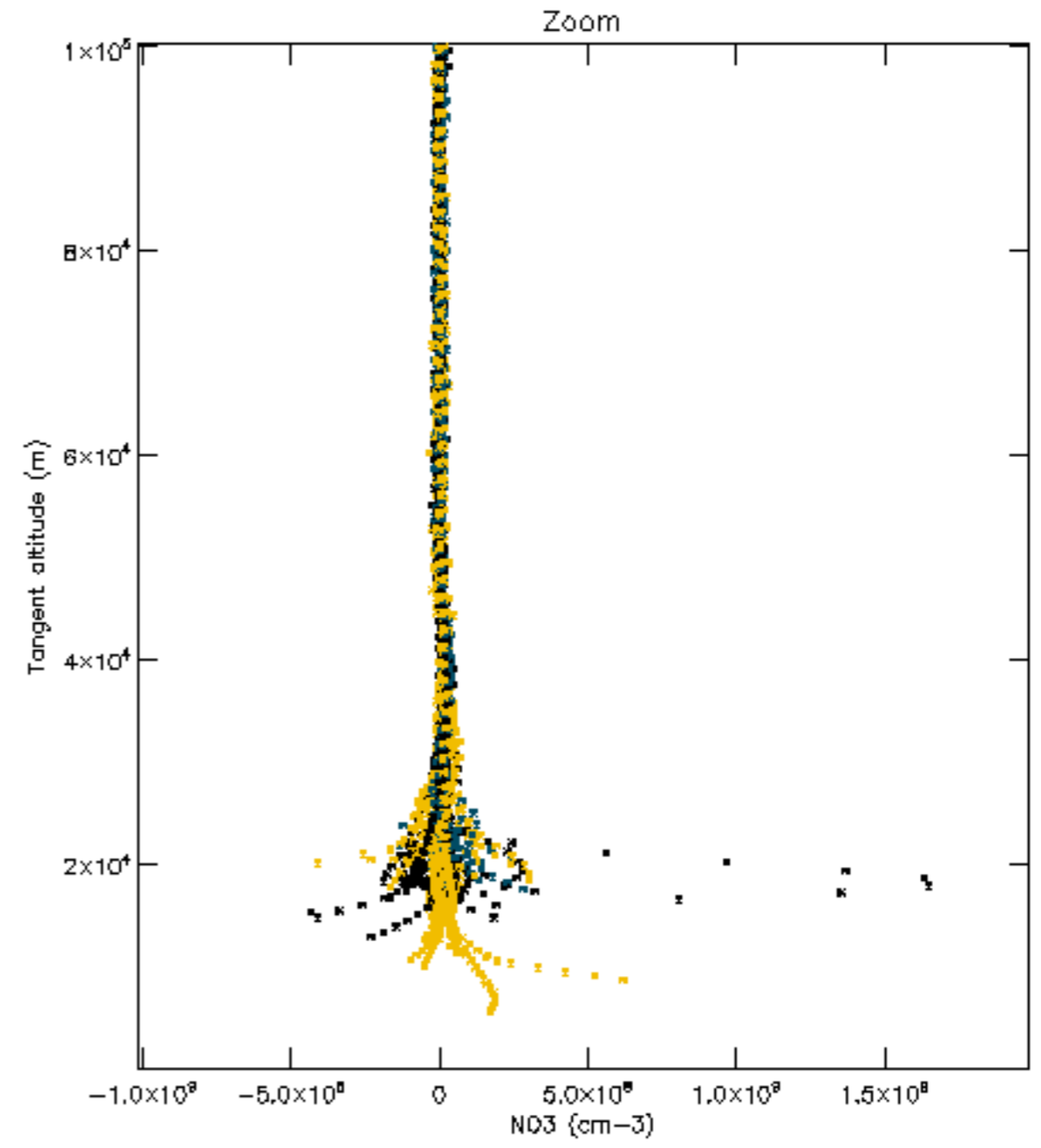
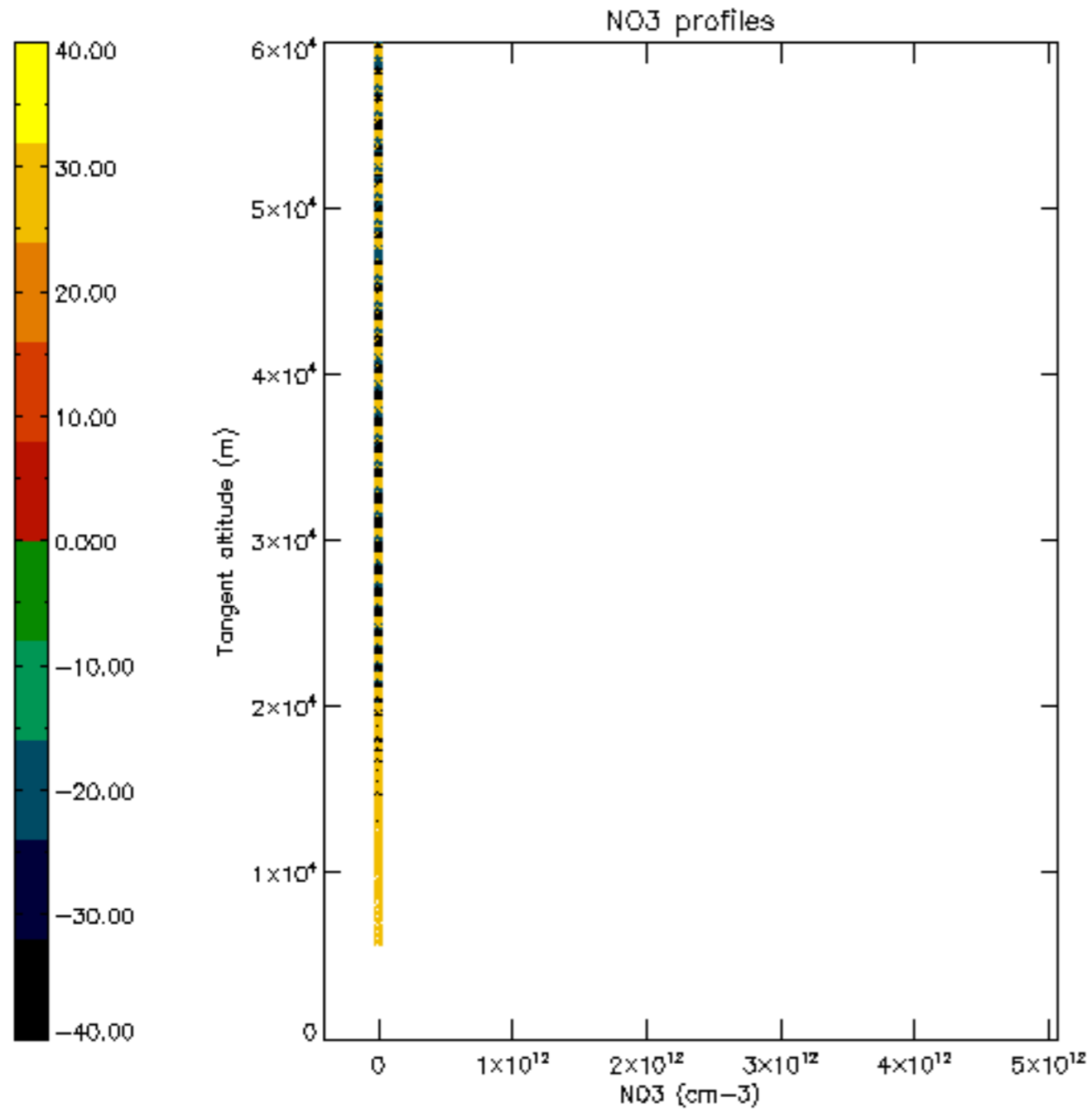


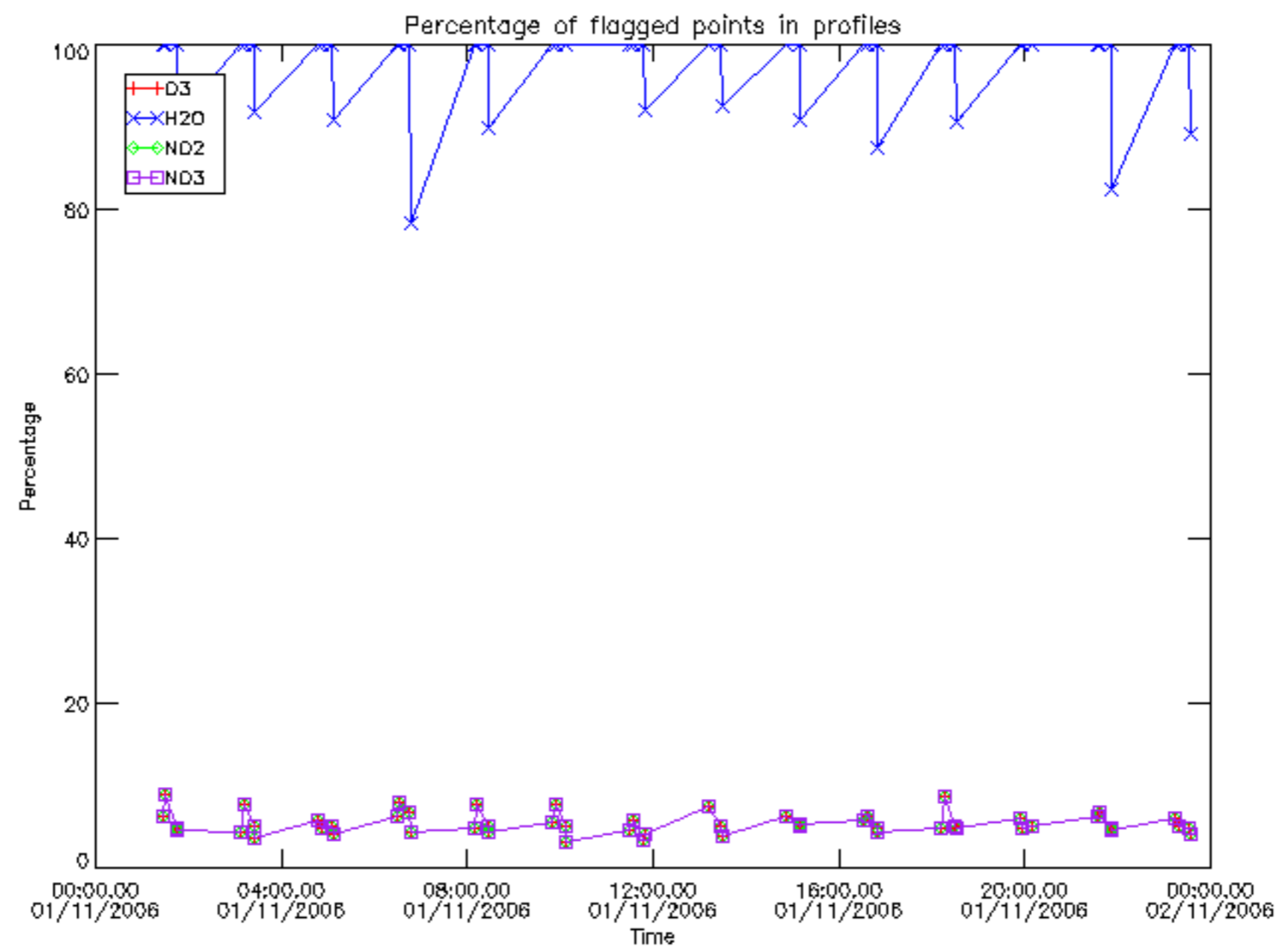




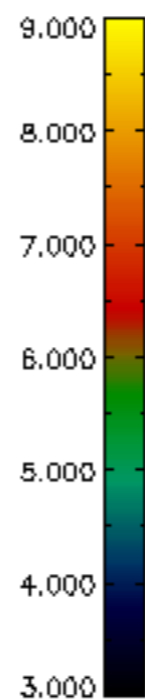
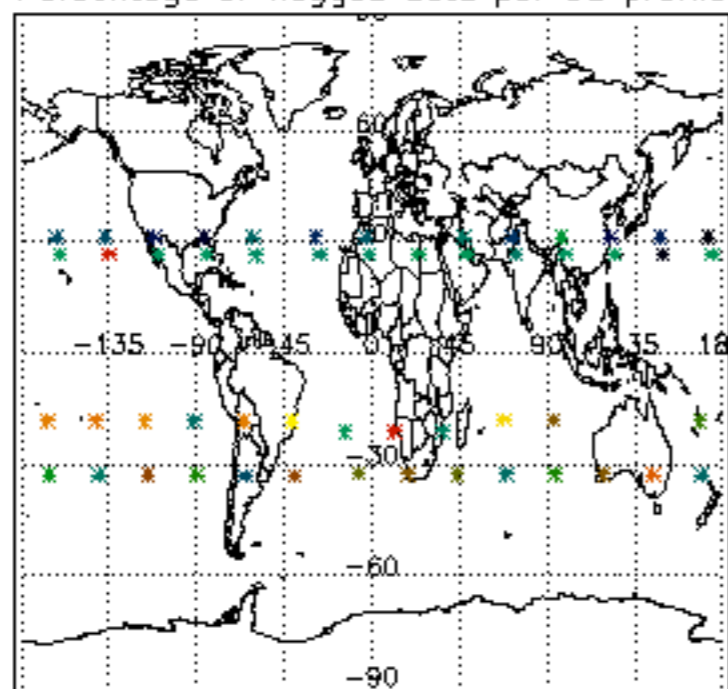




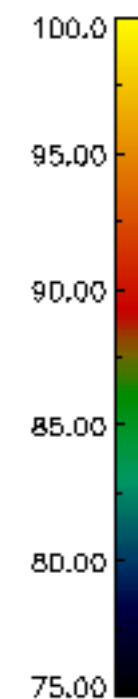
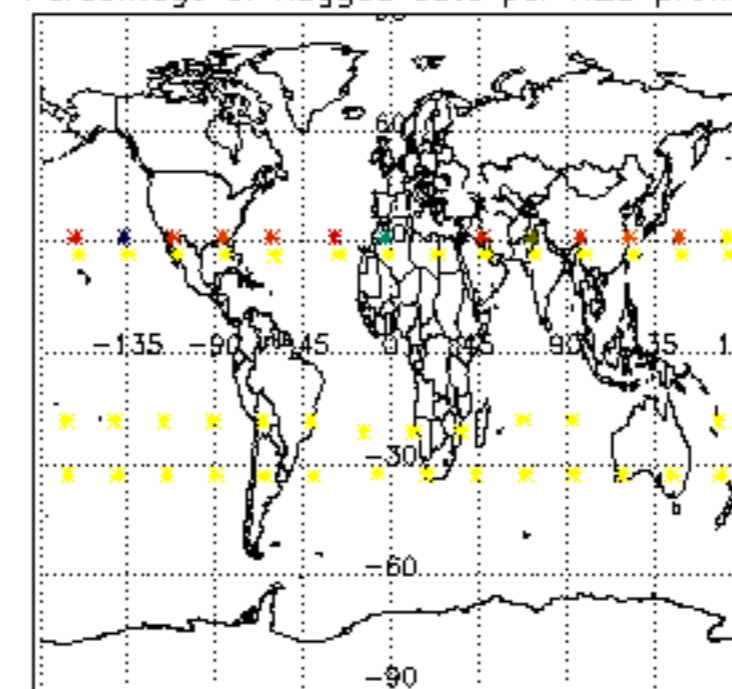




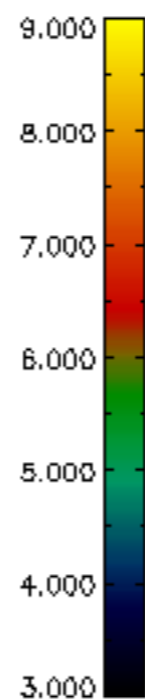
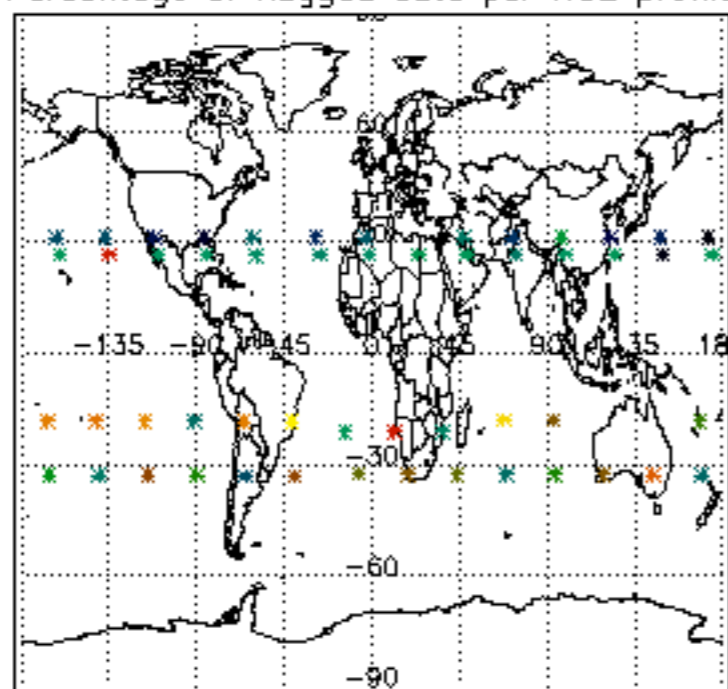
Percentage of flagged data per D3 profile



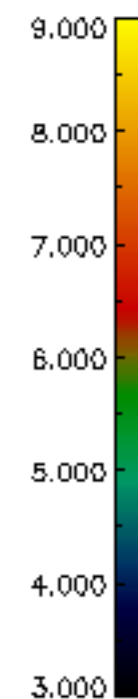
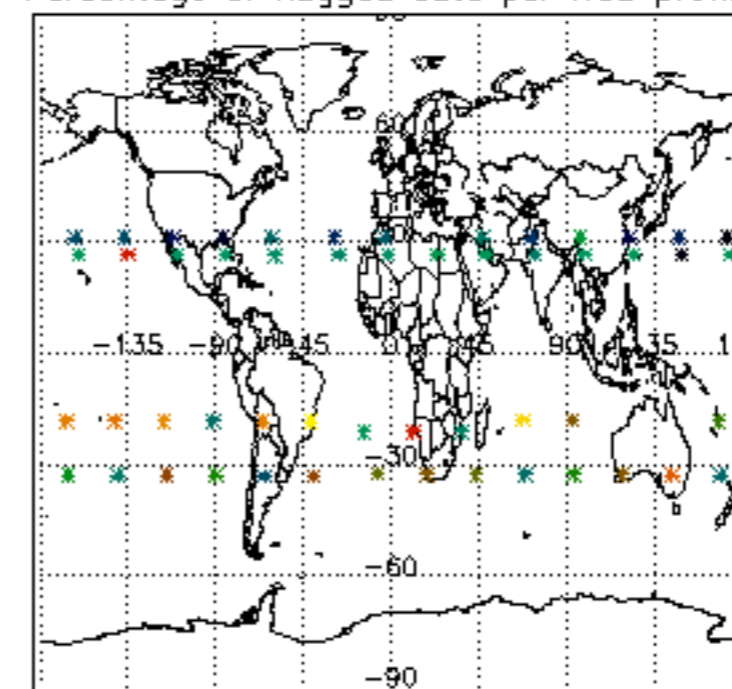
Percentage of flagged data per H2O profile

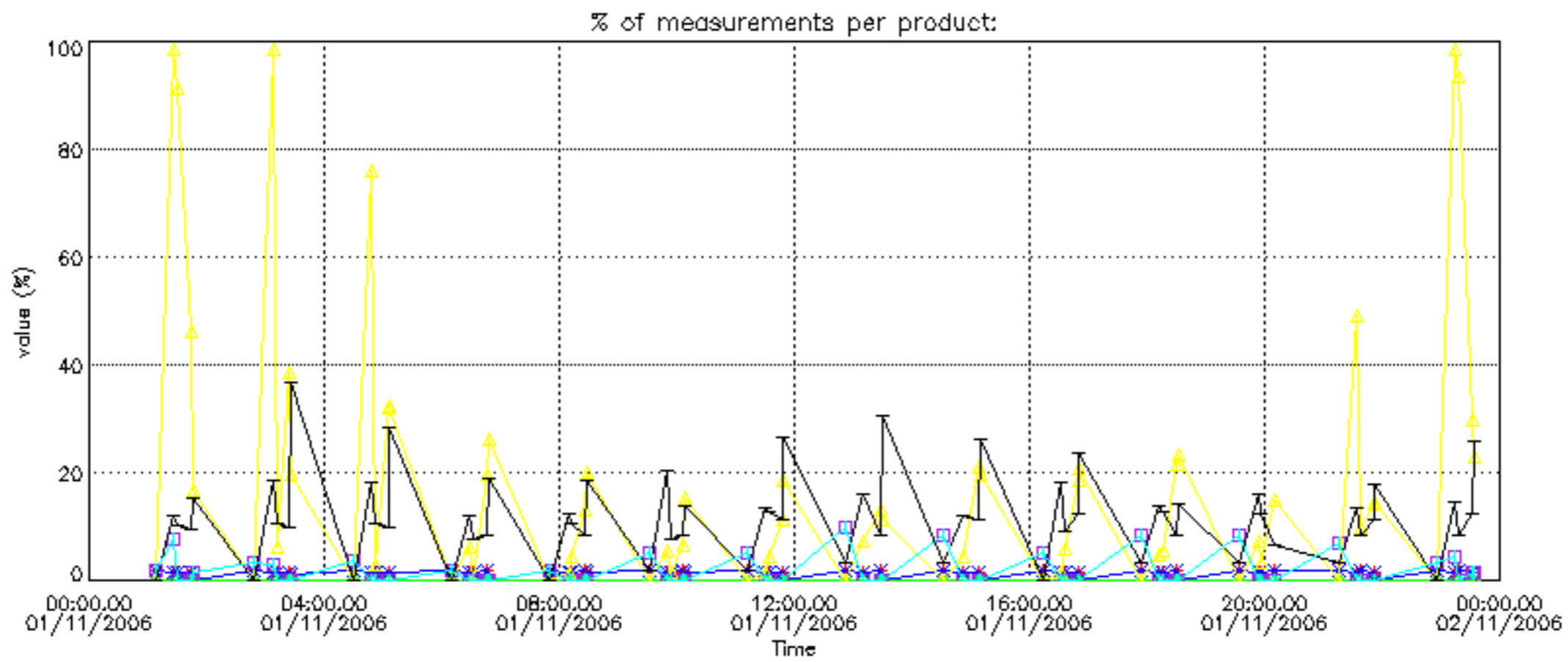


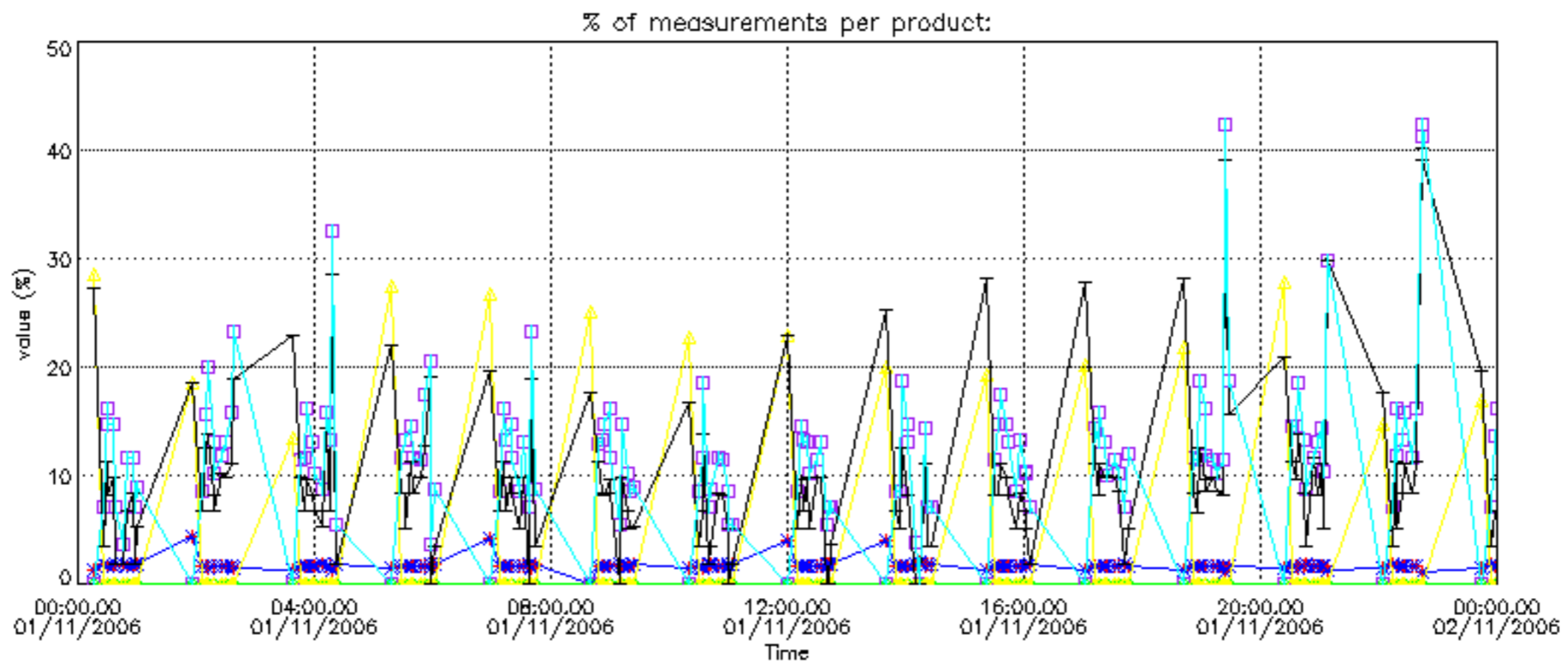
Percentage of flagged data per NO2 profile



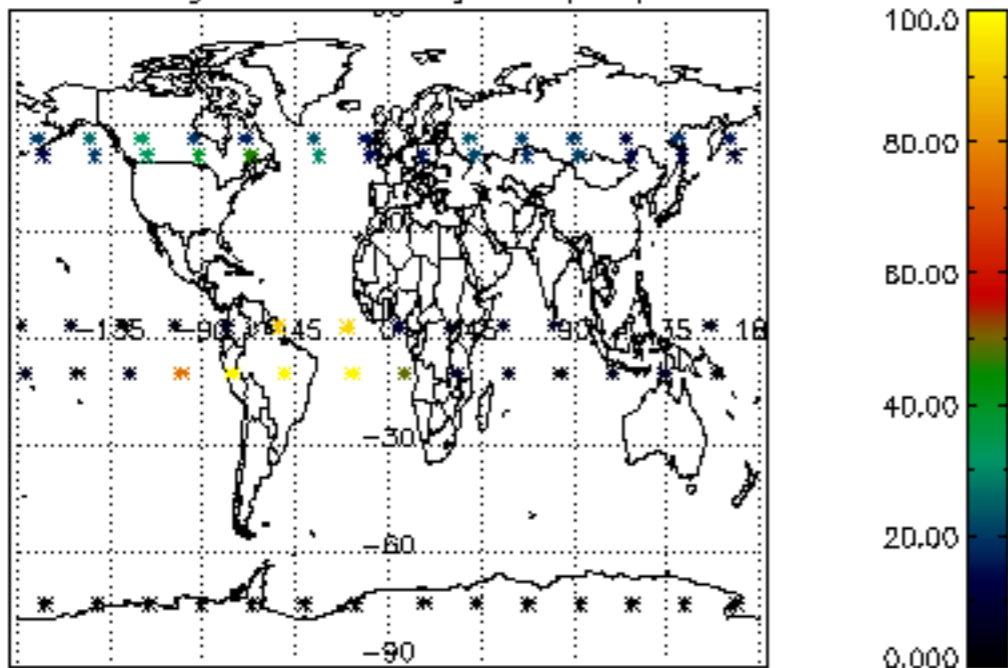
Percentage of flagged data per NO3 profile



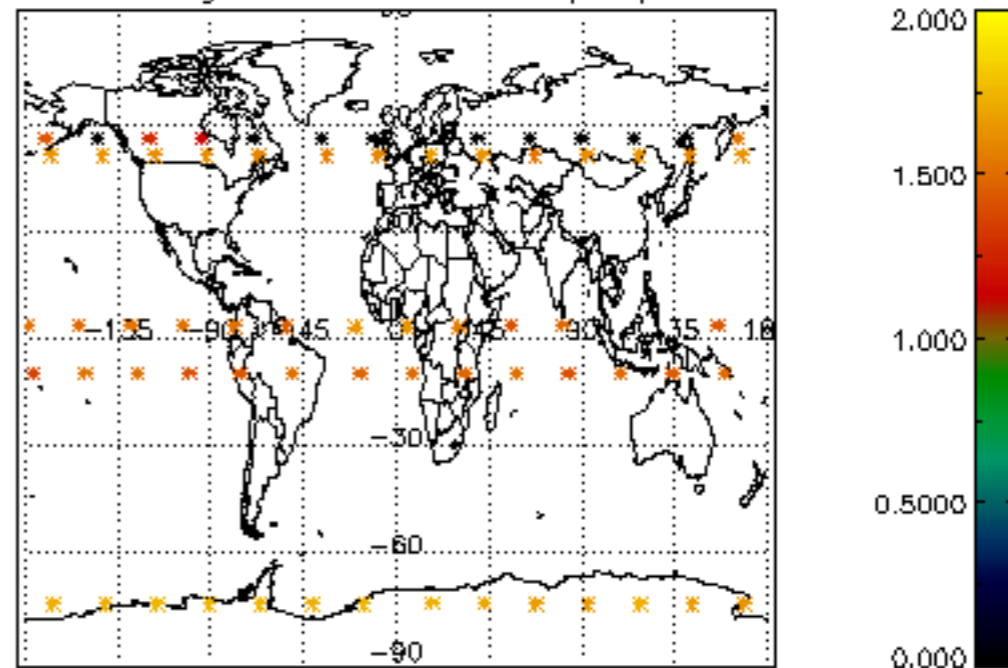




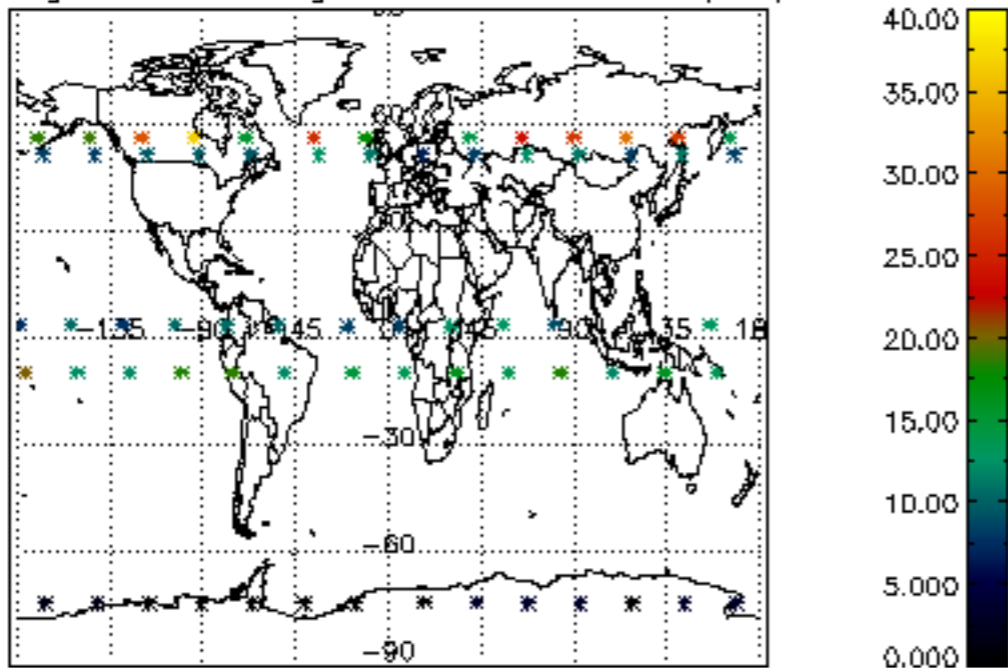
Percentage of cosmic ray hits per profile



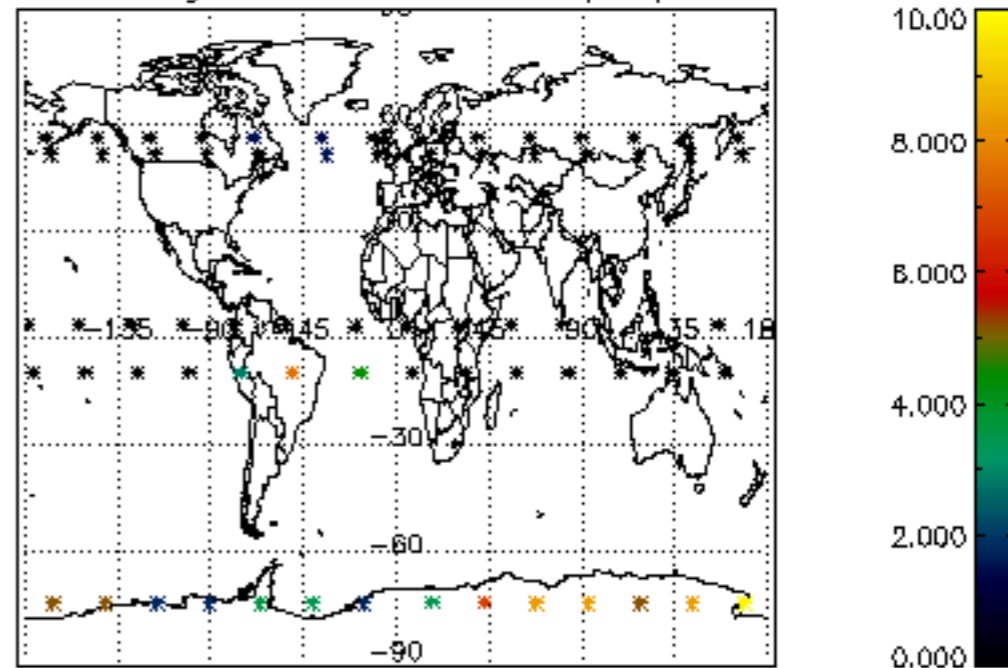
Percentage of datation errors per profile



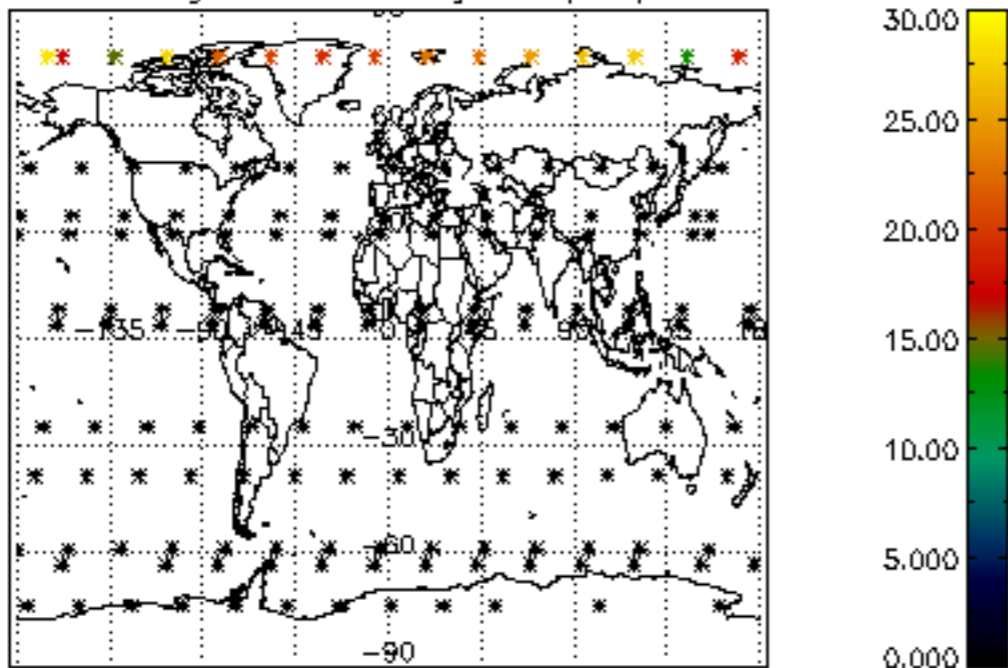
Percentage of star falling outside central band per profile



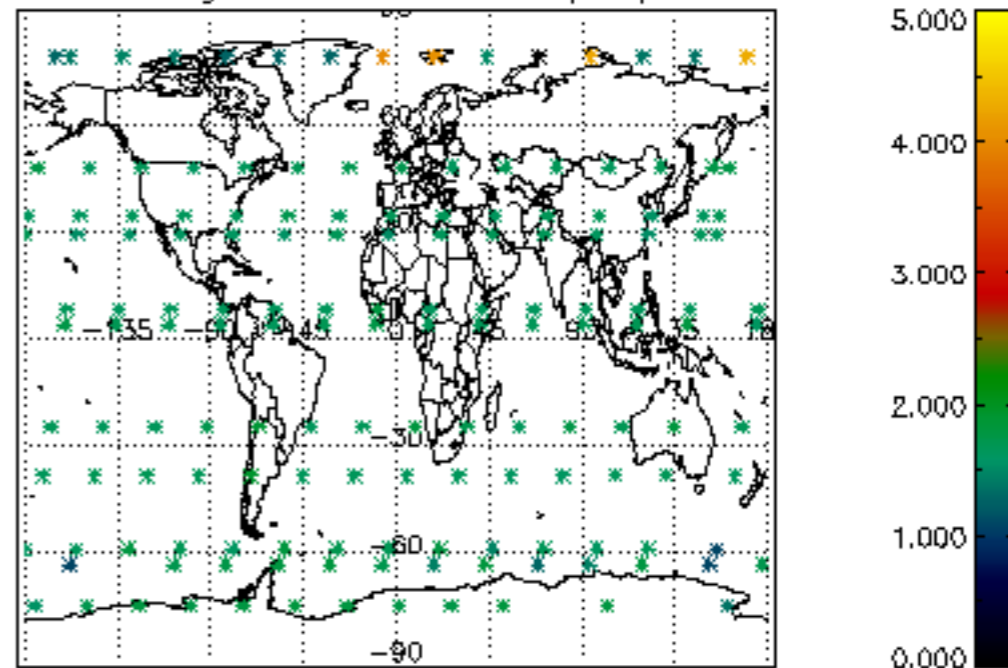
Percentage of saturation errors per profile



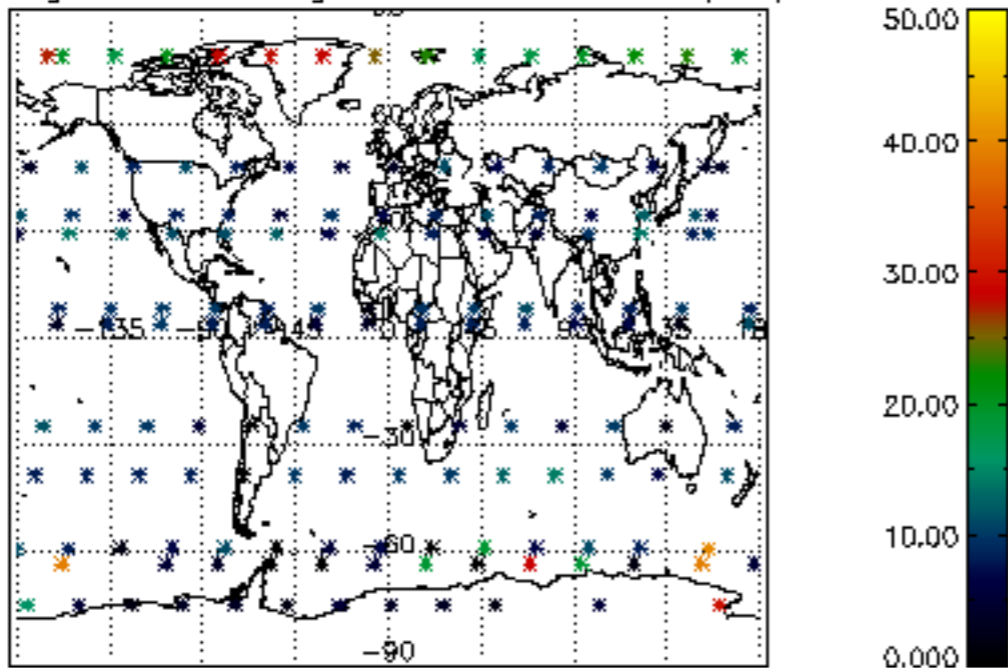
Percentage of cosmic ray hits per profile



Percentage of datation errors per profile



Percentage of star falling outside central band per profile



Percentage of saturation errors per profile

