

GOMOS Level 2 Daily Report

SUMMARY

[1. General Info](#)

[2. Summary of processed GOM_NL_2P products](#)

[3. Level 2 Quality information per product](#)

[3.1 Plot of level 2 quality information per product \(time dependant\)](#)

[3.2 Plot of level 2 quality information per product \(world map\)](#)

[4. Level 1 Quality information per product \(stored on level 2 products\)](#)

[4.1 Plot of level 1 quality information per product \(time dependant\)](#)

[4.1.1 Plot of level 1 quality information per product \(time dependant\): ASCENDING](#)

[4.1.2 Plot of level 1 quality information per product \(time dependant\): DESCENDING](#)

[4.2 Plot of level 1 quality information per product \(world map\)](#)

[4.2.1 Plot of level 1 quality information per product \(world map\): ASCENDING](#)

[4.2.2 Plot of level 1 quality information per product \(world map\): DESCENDING](#)

[5. Ozone profiles based on quality statistics and other trace gas profiles](#)

[5.1 Ozone statistics based on quality of products](#)

[5.2 Plot ozone profiles for all STD \(dark without errors\)](#)

[5.3 Plot ozone profiles where STD < 20% \(dark without errors\)](#)

[5.4. Plot ozone profiles where STD < 10% \(dark without errors\)](#)

[5.5. Plot ozone profiles where STD < 5% \(dark without errors\)](#)

[5.6 Plot NO2 profiles for all STD \(dark without errors\)](#)

[5.7 Plot NO3 profiles for all STD \(dark without errors\)](#)

[5.8 Plot H2O profiles \(only for occultations of stars 1,2,3,4,13,14,16,26,63 dark without errors\) for all STD](#)

[6. Auxiliary Data Files used for the production reported in section 2](#)

This report presents the daily analysis on parameters extracted from GOMOS level 2 data (GOM_NL__2P). It is intended to monitor some important parameters that will impact the quality of these products. A list of level 2 products (and content) that have arrived during the reporting day to the PCF is also given.

Item	Value
Time of report generation	24APR2013 05:25:22
Data source version	GOMOS/6.01
Start time of products	30-10-2006 (30OCT2006 00:00:00)
Stop time of products	31-10-2006 (31OCT2006 00:00:00)
Store outputs in DB	Yes
Nb of level 2 prods	167
Nb of prods with errors	0

2. Summary of processed GOM_NL__2P products.

Nr	Filename	UTC Start time	Limb	Duration	Star Id	Star Name	Star Mag	Star Temp	Nb Meas	Orbit	Prod. error
1	GOM_NL__2PRFIN20061030_062100_000000352052_00292_24394_3289.N1	30-OCT-2006 06:21:00	Straylight	35.000	52	16Bet Cet	2.0370	4500.0	70	24394	No
2	GOM_NL__2PRFIN20061030_063029_000000302052_00292_24394_3290.N1	30-OCT-2006 06:30:29	Bright	30.000	140	88Gam Peg	2.8340	26000.	60	24394	No
3	GOM_NL__2PRFIN20061030_063421_000000292052_00292_24394_3291.N1	30-OCT-2006 06:34:21	Bright	29.000	58	21Alp And	2.0730	11000.	58	24394	No
4	GOM_NL__2PRFIN20061030_063557_000000342052_00292_24394_3292.N1	30-OCT-2006 06:35:57	Bright	33.500	53	43Bet And	2.0480	3300.0	67	24394	No
5	GOM_NL__2PRFIN20061030_064149_000000292052_00292_24394_3293.N1	30-OCT-2006 06:41:49	Bright	28.500	68	18Alp Cas	2.2250	4500.0	57	24394	No
6	GOM_NL__2PRFIN20061030_064301_000000302052_00292_24394_3294.N1	30-OCT-2006 06:43:01	Bright	29.500	76	27Gam Cas	2.3000	30000.	59	24394	No
7	GOM_NL__2PRFIN20061030_065105_000000302052_00292_24394_3295.N1	30-OCT-2006 06:51:05	Bright	29.500	49	1Alp UMi	1.9900	6300.0	59	24394	No
8	GOM_NL__2PRFIN20061030_065450_000000312052_00292_24394_3296.N1	30-OCT-2006 06:54:50	Bright	30.500	60	7Bet UMi	2.0810	3950.0	61	24394	No
9	GOM_NL__2PRFIN20061030_070044_000000292052_00292_24394_3297.N1	30-OCT-2006 07:00:44	Bright	28.500	32	77Eps UMa	1.7630	11000.	57	24394	No
10	GOM_NL__2PRFIN20061030_070159_000000282052_00292_24394_3298.N1	30-OCT-2006 07:01:59	Bright	28.000	39	85Eta UMa	1.8540	24000.	56	24394	No
11	GOM_NL__2PRFIN20061030_070537_000000292052_00292_24394_3299.N1	30-OCT-2006 07:05:37	Bright	29.000	152	12Alp2CVn	2.8900	11000.	58	24394	No
12	GOM_NL__2PRFIN20061030_071300_000000282052_00292_24394_3300.N1	30-OCT-2006 07:13:00	Bright	28.000	62	94Bet Leo	2.1360	9700.0	56	24394	No
13	GOM_NL__2PRFIN20061030_073134_000000332052_00292_24394_3301.N1	30-OCT-2006 07:31:34	Dark	33.000	113	Mu Vel	2.6920	5000.0	66	24394	No
14	GOM_NL__2PRFIN20061030_073514_000000332052_00293_24395_3289.N1	30-OCT-2006 07:35:14	Dark	33.000	91	Kap Vel	2.4900	26000.	66	24395	No
15	GOM_NL__2PRFIN20061030_074852_000000302052_00293_24395_3290.N1	30-OCT-2006 07:48:52	Dark	30.000	143	Alp Hyi	2.8570	7200.0	60	24395	No
16	GOM_NL__2PRFIN20061030_075015_000000432052_00293_24395_3291.N1	30-OCT-2006 07:50:15	Dark	43.000	9	Alp Eri	0.45300	24000.	86	24395	No
17	GOM_NL__2PRFIN20061030_080136_000000362052_00293_24395_3292.N1	30-OCT-2006 08:01:36	Straylight	35.500	52	16Bet Cet	2.0370	4500.0	71	24395	No
18	GOM_NL__2PRFIN20061030_081106_000000302052_00293_24395_3293.N1	30-OCT-2006 08:11:06	Bright	29.500	140	88Gam Peg	2.8340	26000.	59	24395	No
19	GOM_NL__2PRFIN20061030_081458_000000312052_00293_24395_3294.N1	30-OCT-2006 08:14:58	Bright	30.500	58	21Alp And	2.0730	11000.	61	24395	No
20	GOM_NL__2PRFIN20061030_081633_000000312052_00293_24395_3295.N1	30-OCT-2006 08:16:33	Bright	31.000	53	43Bet And	2.0480	3300.0	62	24395	No
21	GOM_NL__2PRFIN20061030_082224_000000322052_00293_24395_3296.N1	30-OCT-2006 08:22:24	Bright	31.500	68	18Alp Cas	2.2250	4500.0	63	24395	No
22	GOM_NL__2PRFIN20061030_082337_000000302052_00293_24395_3297.N1	30-OCT-2006 08:23:37	Bright	30.000	76	27Gam Cas	2.3000	30000.	60	24395	No
23	GOM_NL__2PRFIN20061030_083141_000000302052_00293_24395_3298.N1	30-OCT-2006 08:31:41	Bright	29.500	49	1Alp UMi	1.9900	6300.0	59	24395	No
24	GOM_NL__2PRFIN20061030_083526_000000302052_00293_24395_3299.N1	30-OCT-2006 08:35:26	Bright	29.500	60	7Bet UMi	2.0810	3950.0	59	24395	No
25	GOM_NL__2PRFIN20061030_084120_000000302052_00293_24395_3300.N1	30-OCT-2006 08:41:20	Bright	30.000	32	77Eps UMa	1.7630	11000.	60	24395	No
26	GOM_NL__2PRFIN20061030_084235_000000302052_00293_24395_3301.N1	30-OCT-2006 08:42:35	Bright	30.000	39	85Eta UMa	1.8540	24000.	60	24395	No
27	GOM_NL__2PRFIN20061030_085336_000000292052_00293_24395_3302.N1	30-OCT-2006 08:53:36	Bright	29.000	62	94Bet Leo	2.1360	9700.0	58	24395	No
28	GOM_NL__2PRFIN20061030_091210_000000342052_00293_24395_3303.N1	30-OCT-2006 09:12:10	Dark	33.500	113	Mu Vel	2.6920	5000.0	67	24395	No
29	GOM_NL__2PRFIN20061030_091551_000000342052_00294_24396_3289.N1	30-OCT-2006 09:15:51	Dark	33.500	91	Kap Vel	2.4900	26000.	67	24396	No
30	GOM_NL__2PRFIN20061030_092927_000000312052_00294_24396_3290.N1	30-OCT-2006 09:29:27	Dark	31.000	143	Alp Hyi	2.8570	7200.0	62	24396	No
31	GOM_NL__2PRFIN20061030_093051_000000372052_00294_24396_3291.N1	30-OCT-2006 09:30:51	Dark	36.500	9	Alp Eri	0.45300	24000.	73	24396	No
32	GOM_NL__2PRFIN20061030_094212_000000372052_00294_24396_3292.N1	30-OCT-2006 09:42:12	Straylight	37.000	52	16Bet Cet	2.0370	4500.0	74	24396	No
33	GOM_NL__2PRFIN20061030_095142_000000312052_00294_24396_3293.N1	30-OCT-2006 09:51:42	Bright	31.000	140	88Gam Peg	2.8340	26000.	62	24396	No
34	GOM_NL__2PRFIN20061030_095533_000000312052_00294_24396_3294.N1	30-OCT-2006 09:55:33	Bright	30.500	58	21Alp And	2.0730	11000.	61	24396	No
35	GOM_NL__2PRFIN20061030_095708_000000322052_00294_24396_3295.N1	30-OCT-2006 09:57:08	Bright	32.000	53	43Bet And	2.0480	3300.0	64	24396	No
36	GOM_NL__2PRFIN20061030_100300_000000312052_00294_24396_3296.N1	30-OCT-2006 10:03:00	Bright	30.500	68	18Alp Cas	2.2250	4500.0	61	24396	No
37	GOM_NL__2PRFIN20061030_100413_000000302052_00294_24396_3297.N1	30-OCT-2006 10:04:13	Bright	30.000	76	27Gam Cas	2.3000	30000.	60	24396	No
38	GOM_NL__2PRFIN20061030_101217_000000302052_00294_24396_3298.N1	30-OCT-2006 10:12:17	Bright	29.500	49	1Alp UMi	1.9900	6300.0	59	24396	No
39	GOM_NL__2PRFIN20061030_101602_000000352052_00294_24396_3299.N1	30-OCT-2006 10:16:02	Bright	34.500	60	7Bet UMi	2.0810	3950.0	69	24396	No
40	GOM_NL__2PRFIN20061030_102156_000000292052_00294_24396_3300.N1	30-OCT-2006 10:21:56	Bright	29.000	32	77Eps UMa	1.7630	11000.	58	24396	No
41	GOM_NL__2PRFIN20061030_102311_000000292052_00294_24396_3301.N1	30-OCT-2006 10:23:11	Bright	29.000	39	85Eta UMa	1.8540	24000.	58	24396	No
42	GOM_NL__2PRFIN20061030_103412_000000282052_00294_24396_3302.N1	30-OCT-2006 10:34:12	Bright	28.000	62	94Bet Leo	2.1360	9700.0	56	24396	No

43	GOM_NL__2PRFIN20061030_105247_000000342052_00294_24396_3303.N1	30-OCT-2006 10:52:47	Dark	33.500	113	Mu Vel	2.6920	5000.0	67	24396	No
44	GOM_NL__2PRFIN20061030_105627_000000342052_00295_24397_3289.N1	30-OCT-2006 10:56:27	Dark	33.500	91	Kap Vel	2.4900	26000.	67	24397	No
45	GOM_NL__2PRFIN20061030_111004_000000332052_00295_24397_3290.N1	30-OCT-2006 11:10:04	Dark	32.500	143	Alp Hyi	2.8570	7200.0	65	24397	No
46	GOM_NL__2PRFIN20061030_111127_000000372052_00295_24397_3291.N1	30-OCT-2006 11:11:27	Dark	36.500	9	Alp Eri	0.45300	24000.	73	24397	No
47	GOM_NL__2PRFIN20061030_112248_000000372052_00295_24397_3292.N1	30-OCT-2006 11:22:48	Straylight	36.500	52	16Bet Cet	2.0370	4500.0	73	24397	No
48	GOM_NL__2PRFIN20061030_113218_000000312052_00295_24397_3293.N1	30-OCT-2006 11:32:18	Bright	31.000	140	88Gam Peg	2.8340	26000.	62	24397	No
49	GOM_NL__2PRFIN20061030_113610_000000302052_00295_24397_3294.N1	30-OCT-2006 11:36:10	Bright	29.500	58	21Alp And	2.0730	11000.	59	24397	No
50	GOM_NL__2PRFIN20061030_113744_000000322052_00295_24397_3295.N1	30-OCT-2006 11:37:44	Bright	32.000	53	43Bet And	2.0480	3300.0	64	24397	No
51	GOM_NL__2PRFIN20061030_114336_000000282052_00295_24397_3296.N1	30-OCT-2006 11:43:36	Bright	27.500	68	18Alp Cas	2.2250	4500.0	55	24397	No
52	GOM_NL__2PRFIN20061030_114448_000000302052_00295_24397_3297.N1	30-OCT-2006 11:44:48	Bright	30.000	76	27Gam Cas	2.3000	30000.	60	24397	No
53	GOM_NL__2PRFIN20061030_115252_000000302052_00295_24397_3298.N1	30-OCT-2006 11:52:52	Bright	30.000	49	1Alp UMi	1.9900	6300.0	60	24397	No
54	GOM_NL__2PRFIN20061030_115638_000000302052_00295_24397_3299.N1	30-OCT-2006 11:56:38	Bright	29.500	60	7Bet UMi	2.0810	3950.0	59	24397	No
55	GOM_NL__2PRFIN20061030_120232_000000282052_00295_24397_3300.N1	30-OCT-2006 12:02:32	Bright	28.000	32	77Eps UMa	1.7630	11000.	56	24397	No
56	GOM_NL__2PRFIN20061030_120348_000000282052_00295_24397_3301.N1	30-OCT-2006 12:03:48	Bright	28.000	39	85Eta UMa	1.8540	24000.	56	24397	No
57	GOM_NL__2PRFIN20061030_120725_000000292052_00295_24397_3302.N1	30-OCT-2006 12:07:25	Bright	28.500	152	12Alp2CVn	2.8900	11000.	57	24397	No
58	GOM_NL__2PRFIN20061030_121448_000000292052_00295_24397_3303.N1	30-OCT-2006 12:14:48	Bright	28.500	62	94Bet Leo	2.1360	9700.0	57	24397	No
59	GOM_NL__2PRFIN20061030_123323_000000332052_00295_24397_3304.N1	30-OCT-2006 12:33:23	Dark	33.000	113	Mu Vel	2.6920	5000.0	66	24397	No
60	GOM_NL__2PRFIN20061030_123704_000000342052_00296_24398_3289.N1	30-OCT-2006 12:37:04	Dark	33.500	91	Kap Vel	2.4900	26000.	67	24398	No
61	GOM_NL__2PRFIN20061030_125040_000000322052_00296_24398_3290.N1	30-OCT-2006 12:50:40	Dark	31.500	143	Alp Hyi	2.8570	7200.0	63	24398	No
62	GOM_NL__2PRFIN20061030_125203_000000342052_00296_24398_3291.N1	30-OCT-2006 12:52:03	Dark	33.500	9	Alp Eri	0.45300	24000.	67	24398	No
63	GOM_NL__2PRFIN20061030_130324_000000382052_00296_24398_3292.N1	30-OCT-2006 13:03:24	Straylight	38.000	52	16Bet Cet	2.0370	4500.0	76	24398	No
64	GOM_NL__2PRFIN20061030_131254_000000302052_00296_24398_3293.N1	30-OCT-2006 13:12:54	Bright	30.000	140	88Gam Peg	2.8340	26000.	60	24398	No
65	GOM_NL__2PRFIN20061030_131646_000000322052_00296_24398_3294.N1	30-OCT-2006 13:16:46	Bright	31.500	58	21Alp And	2.0730	11000.	63	24398	No
66	GOM_NL__2PRFIN20061030_131820_000000302052_00296_24398_3295.N1	30-OCT-2006 13:18:20	Bright	29.500	53	43Bet And	2.0480	3300.0	59	24398	No
67	GOM_NL__2PRFIN20061030_132412_000000322052_00296_24398_3296.N1	30-OCT-2006 13:24:12	Bright	31.500	68	18Alp Cas	2.2250	4500.0	63	24398	No
68	GOM_NL__2PRFIN20061030_132524_000000312052_00296_24398_3297.N1	30-OCT-2006 13:25:24	Bright	30.500	76	27Gam Cas	2.3000	30000.	61	24398	No
69	GOM_NL__2PRFIN20061030_133328_000000302052_00296_24398_3298.N1	30-OCT-2006 13:33:28	Bright	30.000	49	1Alp UMi	1.9900	6300.0	60	24398	No
70	GOM_NL__2PRFIN20061030_133714_000000302052_00296_24398_3299.N1	30-OCT-2006 13:37:14	Bright	29.500	60	7Bet UMi	2.0810	3950.0	59	24398	No
71	GOM_NL__2PRFIN20061030_134308_000000302052_00296_24398_3300.N1	30-OCT-2006 13:43:08	Bright	30.000	32	77Eps UMa	1.7630	11000.	60	24398	No
72	GOM_NL__2PRFIN20061030_134423_000000302052_00296_24398_3301.N1	30-OCT-2006 13:44:23	Bright	30.000	39	85Eta UMa	1.8540	24000.	60	24398	No
73	GOM_NL__2PRFIN20061030_134801_000000292052_00296_24398_3302.N1	30-OCT-2006 13:48:01	Bright	28.500	152	12Alp2CVn	2.8900	11000.	57	24398	No
74	GOM_NL__2PRFIN20061030_135524_000000302052_00296_24398_3303.N1	30-OCT-2006 13:55:24	Bright	29.500	62	94Bet Leo	2.1360	9700.0	59	24398	No
75	GOM_NL__2PRFIN20061030_141359_000000372052_00296_24398_3304.N1	30-OCT-2006 14:13:59	Dark	37.000	113	Mu Vel	2.6920	5000.0	74	24398	No
76	GOM_NL__2PRFIN20061030_141741_000000332052_00297_24399_3289.N1	30-OCT-2006 14:17:41	Dark	33.000	91	Kap Vel	2.4900	26000.	66	24399	No
77	GOM_NL__2PRFIN20061030_143116_000000312052_00297_24399_3290.N1	30-OCT-2006 14:31:16	Dark	30.500	143	Alp Hyi	2.8570	7200.0	61	24399	No
78	GOM_NL__2PRFIN20061030_143239_000000332052_00297_24399_3291.N1	30-OCT-2006 14:32:39	Dark	33.000	9	Alp Eri	0.45300	24000.	66	24399	No
79	GOM_NL__2PRFIN20061030_144400_000000402052_00297_24399_3292.N1	30-OCT-2006 14:44:00	Straylight	39.500	52	16Bet Cet	2.0370	4500.0	79	24399	No
80	GOM_NL__2PRFIN20061030_145330_000000302052_00297_24399_3293.N1	30-OCT-2006 14:53:30	Bright	29.500	140	88Gam Peg	2.8340	26000.	59	24399	No
81	GOM_NL__2PRFIN20061030_145722_000000302052_00297_24399_3294.N1	30-OCT-2006 14:57:22	Bright	30.000	58	21Alp And	2.0730	11000.	60	24399	No
82	GOM_NL__2PRFIN20061030_145856_000000302052_00297_24399_3295.N1	30-OCT-2006 14:58:56	Bright	30.000	53	43Bet And	2.0480	3300.0	60	24399	No
83	GOM_NL__2PRFIN20061030_150448_000000312052_00297_24399_3296.N1	30-OCT-2006 15:04:48	Bright	30.500	68	18Alp Cas	2.2250	4500.0	61	24399	No
84	GOM_NL__2PRFIN20061030_150600_000000302052_00297_24399_3297.N1	30-OCT-2006 15:06:00	Bright	30.000	76	27Gam Cas	2.3000	30000.	60	24399	No
85	GOM_NL__2PRFIN20061030_151404_000000302052_00297_24399_3298.N1	30-OCT-2006 15:14:04	Bright	30.000	49	1Alp UMi	1.9900	6300.0	60	24399	No
86	GOM_NL__2PRFIN20061030_151750_000000292052_00297_24399_3299.N1	30-OCT-2006 15:17:50	Bright	28.500	60	7Bet UMi	2.0810	3950.0	57	24399	No
87	GOM_NL__2PRFIN20061030_152344_000000432052_00297_24399_3300.N1	30-OCT-2006 15:23:44	Bright	42.500	32	77Eps UMa	1.7630	11000.	85	24399	No
88	GOM_NL__2PRFIN20061030_152500_000000312052_00297_24399_3301.N1	30-OCT-2006 15:25:00	Bright	30.500	39	85Eta UMa	1.8540	24000.	61	24399	No
89	GOM_NL__2PRFIN20061030_152837_000000282052_00297_24399_3302.N1	30-OCT-2006 15:28:37	Bright	28.000	152	12Alp2CVn	2.8900	11000.	56	24399	No
90	GOM_NL__2PRFIN20061030_153601_000000302052_00297_24399_3303.N1	30-OCT-2006 15:36:01	Bright	29.500	62	94Bet Leo	2.1360	9700.0	59	24399	No
91	GOM_NL__2PRFIN20061030_155436_000000342052_00297_24399_3304.N1	30-OCT-2006 15:54:36	Dark	34.000	113	Mu Vel	2.6920	5000.0	68	24399	No
92	GOM_NL__2PRFIN20061030_155817_000000332052_00298_24400_3289.N1	30-OCT-2006 15:58:17	Dark	32.500	91	Kap Vel	2.4900	26000.	65	24400	No
93	GOM_NL__2PRFIN20061030_161152_000000322052_00298_24400_3290.N1	30-OCT-2006 16:11:52	Dark	32.000	143	Alp Hyi	2.8570	7200.0	64	24400	No
94	GOM_NL__2PRFIN20061030_161315_000000372052_00298_24400_3291.N1	30-OCT-2006 16:13:15	Dark	37.000	9	Alp Eri	0.45300	24000.	74	24400	No
95	GOM_NL__2PRFIN20061030_162437_000000402052_00298_24400_3292.N1	30-OCT-2006 16:24:37	Straylight	39.500	52	16Bet Cet	2.0370	4500.0	79	24400	No
96	GOM_NL__2PRFIN20061030_163406_000000312052_00298_24400_3293.N1	30-OCT-2006 16:34:06	Bright	30.500	140	88Gam Peg	2.8340	26000.	61	24400	No
97	GOM_NL__2PRFIN20061030_163758_000000312052_00298_24400_3294.N1	30-OCT-2006 16:37:58	Bright	30.500	58	21Alp And	2.0730	11000.	61	24400	No
98	GOM_NL__2PRFIN20061030_163932_000000322052_00298_24400_3295.N1	30-OCT-2006 16:39:32	Bright	31.500	53	43Bet And	2.0480	3300.0	63	24400	No
99	GOM_NL__2PRFIN20061030_164524_000000312052_00298_24400_3296.N1	30-OCT-2006 16:45:24	Bright	30.500	68	18Alp Cas	2.2250	4500.0	61	24400	No
100	GOM_NL__2PRFIN20061030_164636_000000312052_00298_24400_3297.N1	30-OCT-2006 16:46:36	Bright	30.500	76	27Gam Cas	2.3000	30000.	61	24400	No
101	GOM_NL__2PRFIN20061030_165441_000000292052_00298_24400_3298.N1	30-OCT-2006 16:54:41	Bright	29.000	49	1Alp UMi	1.9900	6300.0	58	24400	No

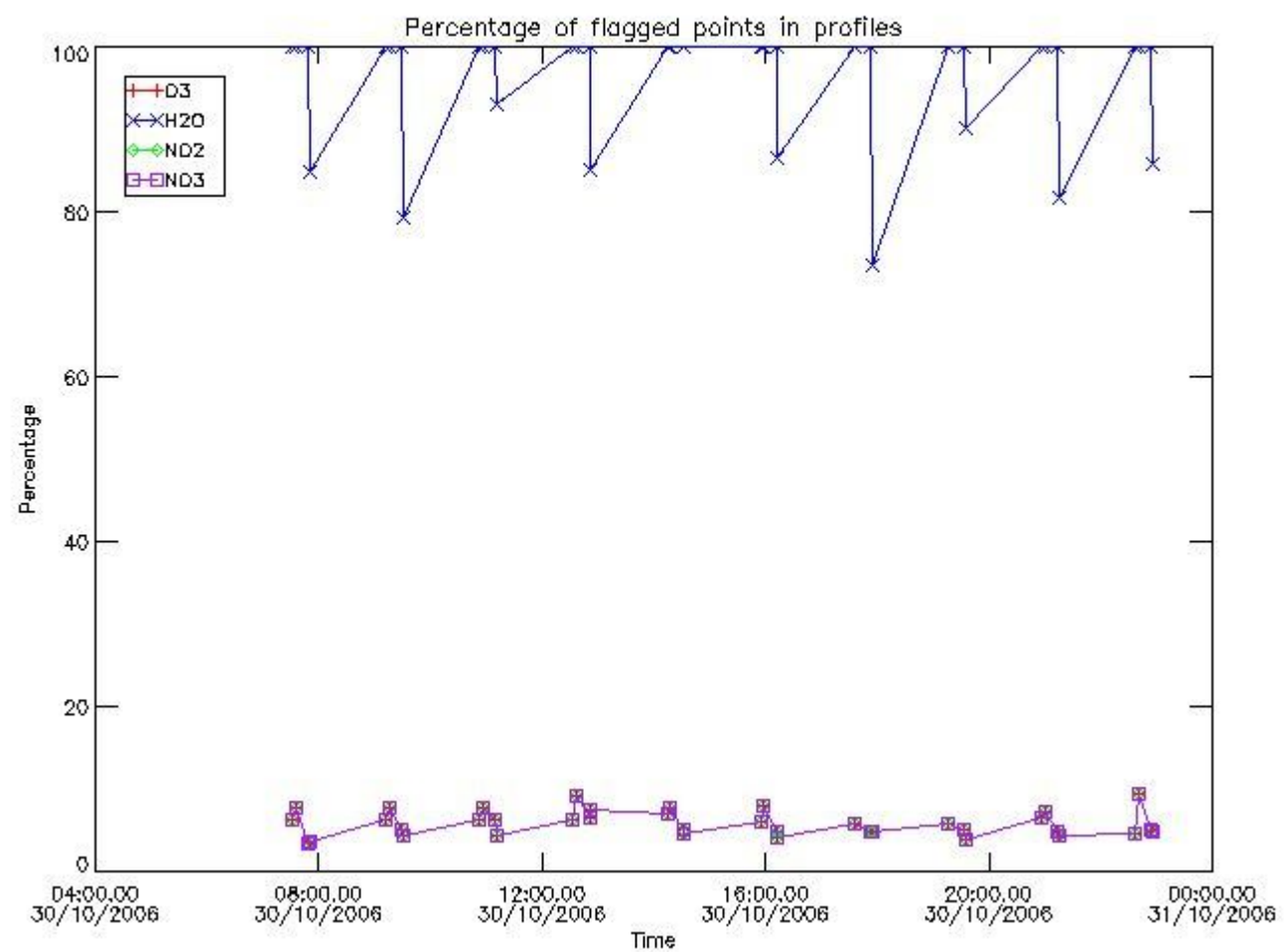
102	GOM_NL__2PRFIN20061030_165826_000000302052_00298_24400_3299.N1	30-OCT-2006 16:58:26	Bright	30.000	60	7Bet UMi	2.0810	3950.0	60	24400	No
103	GOM_NL__2PRFIN20061030_170421_000000282052_00298_24400_3300.N1	30-OCT-2006 17:04:21	Bright	27.500	32	77Eps UMa	1.7630	11000.	55	24400	No
104	GOM_NL__2PRFIN20061030_170536_000000282052_00298_24400_3301.N1	30-OCT-2006 17:05:36	Bright	28.000	39	85Eta UMa	1.8540	24000.	56	24400	No
105	GOM_NL__2PRFIN20061030_170913_000000382052_00298_24400_3302.N1	30-OCT-2006 17:09:13	Bright	37.500	152	12Alp2CVn	2.8900	11000.	75	24400	No
106	GOM_NL__2PRFIN20061030_171637_000000302052_00298_24400_3303.N1	30-OCT-2006 17:16:37	Bright	30.000	62	94Bet Leo	2.1360	9700.0	60	24400	No
107	GOM_NL__2PRFIN20061030_173512_000000362052_00298_24400_3304.N1	30-OCT-2006 17:35:12	Dark	35.500	113	Mu Vel	2.6920	5000.0	71	24400	No
108	GOM_NL__2PRFIN20061030_175228_000000332052_00299_24401_3289.N1	30-OCT-2006 17:52:28	Dark	32.500	143	Alp Hyi	2.8570	7200.0	65	24401	No
109	GOM_NL__2PRFIN20061030_175352_000000322052_00299_24401_3290.N1	30-OCT-2006 17:53:52	Dark	32.000	9	Alp Eri	0.45300	24000.	64	24401	No
110	GOM_NL__2PRFIN20061030_180513_000000402052_00299_24401_3291.N1	30-OCT-2006 18:05:13	Straylight	39.500	52	16Bet Cet	2.0370	4500.0	79	24401	No
111	GOM_NL__2PRFIN20061030_181443_000000292052_00299_24401_3292.N1	30-OCT-2006 18:14:43	Bright	29.000	140	88Gam Peg	2.8340	26000.	58	24401	No
112	GOM_NL__2PRFIN20061030_181834_000000312052_00299_24401_3293.N1	30-OCT-2006 18:18:34	Bright	31.000	58	21Alp And	2.0730	11000.	62	24401	No
113	GOM_NL__2PRFIN20061030_182008_000000332052_00299_24401_3294.N1	30-OCT-2006 18:20:08	Bright	32.500	53	43Bet And	2.0480	3300.0	65	24401	No
114	GOM_NL__2PRFIN20061030_182600_000000292052_00299_24401_3295.N1	30-OCT-2006 18:26:00	Bright	28.500	68	18Alp Cas	2.2250	4500.0	57	24401	No
115	GOM_NL__2PRFIN20061030_182712_000000292052_00299_24401_3296.N1	30-OCT-2006 18:27:12	Bright	29.000	76	27Gam Cas	2.3000	30000.	58	24401	No
116	GOM_NL__2PRFIN20061030_183516_000000312052_00299_24401_3297.N1	30-OCT-2006 18:35:16	Bright	30.500	49	1Alp UMi	1.9900	6300.0	61	24401	No
117	GOM_NL__2PRFIN20061030_183902_000000462052_00299_24401_3298.N1	30-OCT-2006 18:39:02	Bright	46.000	60	7Bet UMi	2.0810	3950.0	92	24401	No
118	GOM_NL__2PRFIN20061030_184456_000000312052_00299_24401_3299.N1	30-OCT-2006 18:44:56	Bright	31.000	32	77Eps UMa	1.7630	11000.	62	24401	No
119	GOM_NL__2PRFIN20061030_184612_000000302052_00299_24401_3300.N1	30-OCT-2006 18:46:12	Bright	30.000	39	85Eta UMa	1.8540	24000.	60	24401	No
120	GOM_NL__2PRFIN20061030_184950_000000292052_00299_24401_3301.N1	30-OCT-2006 18:49:50	Bright	28.500	152	12Alp2CVn	2.8900	11000.	57	24401	No
121	GOM_NL__2PRFIN20061030_185713_000000302052_00299_24401_3302.N1	30-OCT-2006 18:57:13	Bright	29.500	62	94Bet Leo	2.1360	9700.0	59	24401	No
122	GOM_NL__2PRFIN20061030_191548_000000362052_00299_24401_3303.N1	30-OCT-2006 19:15:48	Dark	35.500	113	Mu Vel	2.6920	5000.0	71	24401	No
123	GOM_NL__2PRFIN20061030_193304_000000302052_00300_24402_3289.N1	30-OCT-2006 19:33:04	Dark	30.000	143	Alp Hyi	2.8570	7200.0	60	24402	No
124	GOM_NL__2PRFIN20061030_193428_000000412052_00300_24402_3290.N1	30-OCT-2006 19:34:28	Dark	41.000	9	Alp Eri	0.45300	24000.	82	24402	No
125	GOM_NL__2PRFIN20061030_194549_000000392052_00300_24402_3291.N1	30-OCT-2006 19:45:49	Straylight	38.500	52	16Bet Cet	2.0370	4500.0	77	24402	No
126	GOM_NL__2PRFIN20061030_195519_000000292052_00300_24402_3292.N1	30-OCT-2006 19:55:19	Bright	29.000	140	88Gam Peg	2.8340	26000.	58	24402	No
127	GOM_NL__2PRFIN20061030_195911_000000302052_00300_24402_3293.N1	30-OCT-2006 19:59:11	Bright	29.500	58	21Alp And	2.0730	11000.	59	24402	No
128	GOM_NL__2PRFIN20061030_200044_000000322052_00300_24402_3294.N1	30-OCT-2006 20:00:44	Bright	32.000	53	43Bet And	2.0480	3300.0	64	24402	No
129	GOM_NL__2PRFIN20061030_200635_000000322052_00300_24402_3295.N1	30-OCT-2006 20:06:35	Bright	32.000	68	18Alp Cas	2.2250	4500.0	64	24402	No
130	GOM_NL__2PRFIN20061030_200748_000000302052_00300_24402_3296.N1	30-OCT-2006 20:07:48	Bright	30.000	76	27Gam Cas	2.3000	30000.	60	24402	No
131	GOM_NL__2PRFIN20061030_201552_000000302052_00300_24402_3297.N1	30-OCT-2006 20:15:52	Bright	29.500	49	1Alp UMi	1.9900	6300.0	59	24402	No
132	GOM_NL__2PRFIN20061030_201938_000000312052_00300_24402_3298.N1	30-OCT-2006 20:19:38	Bright	30.500	60	7Bet UMi	2.0810	3950.0	61	24402	No
133	GOM_NL__2PRFIN20061030_202533_000000292052_00300_24402_3299.N1	30-OCT-2006 20:25:33	Bright	28.500	32	77Eps UMa	1.7630	11000.	57	24402	No
134	GOM_NL__2PRFIN20061030_202648_000000292052_00300_24402_3300.N1	30-OCT-2006 20:26:48	Bright	29.000	39	85Eta UMa	1.8540	24000.	58	24402	No
135	GOM_NL__2PRFIN20061030_203026_000000462052_00300_24402_3301.N1	30-OCT-2006 20:30:26	Bright	46.000	152	12Alp2CVn	2.8900	11000.	92	24402	No
136	GOM_NL__2PRFIN20061030_203749_000000302052_00300_24402_3302.N1	30-OCT-2006 20:37:49	Bright	30.000	62	94Bet Leo	2.1360	9700.0	60	24402	No
137	GOM_NL__2PRFIN20061030_205625_000000322052_00300_24402_3303.N1	30-OCT-2006 20:56:25	Dark	32.000	113	Mu Vel	2.6920	5000.0	64	24402	No
138	GOM_NL__2PRFIN20061030_210006_000000352052_00301_24403_3289.N1	30-OCT-2006 21:00:06	Dark	35.000	91	Kap Vel	2.4900	26000.	70	24403	No
139	GOM_NL__2PRFIN20061030_211341_000000322052_00301_24403_3290.N1	30-OCT-2006 21:13:41	Dark	32.000	143	Alp Hyi	2.8570	7200.0	64	24403	No
140	GOM_NL__2PRFIN20061030_211504_000000362052_00301_24403_3291.N1	30-OCT-2006 21:15:04	Dark	36.000	9	Alp Eri	0.45300	24000.	72	24403	No
141	GOM_NL__2PRFIN20061030_212625_000000382052_00301_24403_3292.N1	30-OCT-2006 21:26:25	Straylight	37.500	52	16Bet Cet	2.0370	4500.0	75	24403	No
142	GOM_NL__2PRFIN20061030_213555_000000302052_00301_24403_3293.N1	30-OCT-2006 21:35:55	Bright	29.500	140	88Gam Peg	2.8340	26000.	59	24403	No
143	GOM_NL__2PRFIN20061030_213947_000000302052_00301_24403_3294.N1	30-OCT-2006 21:39:47	Bright	30.000	58	21Alp And	2.0730	11000.	60	24403	No
144	GOM_NL__2PRFIN20061030_214120_000000312052_00301_24403_3295.N1	30-OCT-2006 21:41:20	Bright	31.000	53	43Bet And	2.0480	3300.0	62	24403	No
145	GOM_NL__2PRFIN20061030_214712_000000312052_00301_24403_3296.N1	30-OCT-2006 21:47:12	Bright	30.500	68	18Alp Cas	2.2250	4500.0	61	24403	No
146	GOM_NL__2PRFIN20061030_214824_000000322052_00301_24403_3297.N1	30-OCT-2006 21:48:24	Bright	31.500	76	27Gam Cas	2.3000	30000.	63	24403	No
147	GOM_NL__2PRFIN20061030_215628_000000302052_00301_24403_3298.N1	30-OCT-2006 21:56:28	Bright	29.500	49	1Alp UMi	1.9900	6300.0	59	24403	No
148	GOM_NL__2PRFIN20061030_220015_000000282052_00301_24403_3299.N1	30-OCT-2006 22:00:15	Bright	28.000	60	7Bet UMi	2.0810	3950.0	56	24403	No
149	GOM_NL__2PRFIN20061030_220609_000000302052_00301_24403_3300.N1	30-OCT-2006 22:06:09	Bright	30.000	32	77Eps UMa	1.7630	11000.	60	24403	No
150	GOM_NL__2PRFIN20061030_220724_000000312052_00301_24403_3301.N1	30-OCT-2006 22:07:24	Bright	31.000	39	85Eta UMa	1.8540	24000.	62	24403	No
151	GOM_NL__2PRFIN20061030_221826_000000282052_00301_24403_3302.N1	30-OCT-2006 22:18:26	Bright	28.000	62	94Bet Leo	2.1360	9700.0	56	24403	No
152	GOM_NL__2PRFIN20061030_223701_000000342052_00301_24403_3303.N1	30-OCT-2006 22:37:01	Dark	33.500	113	Mu Vel	2.6920	5000.0	67	24403	No
153	GOM_NL__2PRFIN20061030_224043_000000332052_00302_24404_3289.N1	30-OCT-2006 22:40:43	Dark	33.000	91	Kap Vel	2.4900	26000.	66	24404	No
154	GOM_NL__2PRFIN20061030_225417_000000312052_00302_24404_3290.N1	30-OCT-2006 22:54:17	Dark	31.000	143	Alp Hyi	2.8570	7200.0	62	24404	No
155	GOM_NL__2PRFIN20061030_225540_000000322052_00302_24404_3291.N1	30-OCT-2006 22:55:40	Dark	31.500	9	Alp Eri	0.45300	24000.	63	24404	No
156	GOM_NL__2PRFIN20061030_230701_000000342052_00302_24404_3292.N1	30-OCT-2006 23:07:01	Straylight	33.500	52	16Bet Cet	2.0370	4500.0	67	24404	No
157	GOM_NL__2PRFIN20061030_231631_000000302052_00302_24404_3293.N1	30-OCT-2006 23:16:31	Bright	30.000	140	88Gam Peg	2.8340	26000.	60	24404	No
158	GOM_NL__2PRFIN20061030_232023_000000302052_00302_24404_3294.N1	30-OCT-2006 23:20:23	Bright	30.000	58	21Alp And	2.0730	11000.	60	24404	No
159	GOM_NL__2PRFIN20061030_232155_000000342052_00302_24404_3295.N1	30-OCT-2006 23:21:55	Bright	33.500	53	43Bet And	2.0480	3300.0	67	24404	No
160	GOM_NL__2PRFIN20061030_232747_000000292052_00302_24404_3296.N1	30-OCT-2006 23:27:47	Bright	28.500	68	18Alp Cas	2.2250	4500.0	57	24404	No

161	GOM_NL__2PRFIN20061030_232900_000000302052_00302_24404_3297.N1	30-OCT-2006 23:29:00	Bright	29.500	76	27Gam Cas	2.3000	30000.	59	24404	No
162	GOM_NL__2PRFIN20061030_233704_000000302052_00302_24404_3298.N1	30-OCT-2006 23:37:04	Bright	30.000	49	1Alp UMi	1.9900	6300.0	60	24404	No
163	GOM_NL__2PRFIN20061030_234050_000000352052_00302_24404_3299.N1	30-OCT-2006 23:40:50	Bright	34.500	60	7Bet UMi	2.0810	3950.0	69	24404	No
164	GOM_NL__2PRFIN20061030_234645_000000312052_00302_24404_3300.N1	30-OCT-2006 23:46:45	Bright	30.500	32	77Eps UMa	1.7630	11000.	61	24404	No
165	GOM_NL__2PRFIN20061030_234801_000000292052_00302_24404_3301.N1	30-OCT-2006 23:48:01	Bright	28.500	39	85Eta UMa	1.8540	24000.	57	24404	No
166	GOM_NL__2PRFIN20061030_235138_000000292052_00302_24404_3302.N1	30-OCT-2006 23:51:38	Bright	28.500	152	12Alp2CVn	2.8900	11000.	57	24404	No
167	GOM_NL__2PRFIN20061030_235901_000000292052_00302_24404_3303.N1	30-OCT-2006 23:59:01	Bright	28.500	62	94Bet Leo	2.1360	9700.0	57	24404	No

3. Quality information per product

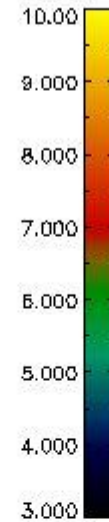
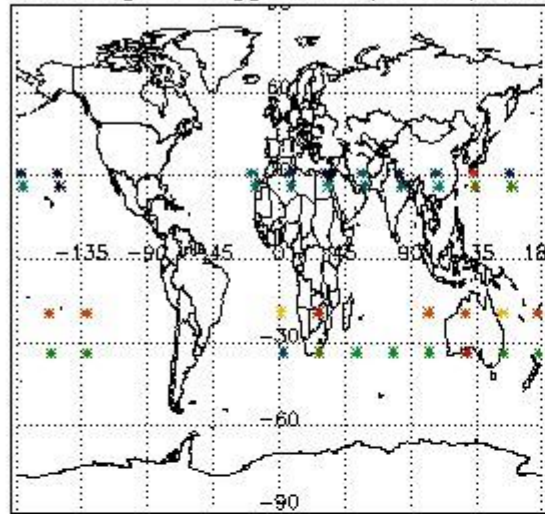
In this section it is plotted some information contained in the Quality Summary data set of the level 2 products. Only products in dark limb conditions and without errors (error flag in the MPH set to "0") are used.

3.1 Plot quality information per product (time dependant)

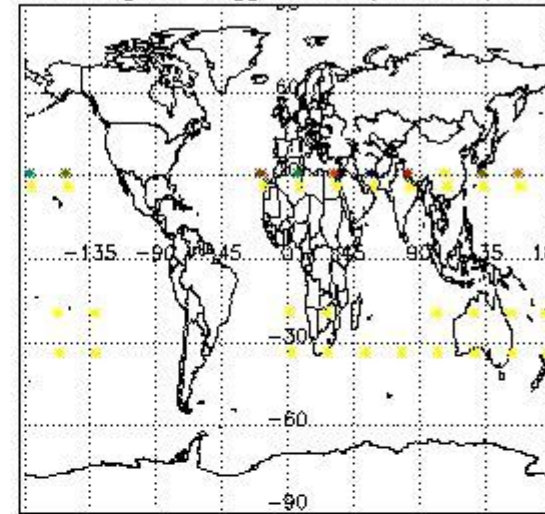


3.2 Plot quality information per product (world map)

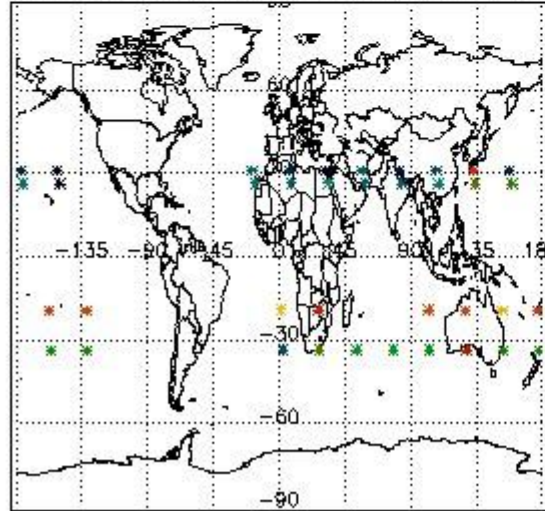
Percentage of flagged data per O3 profile



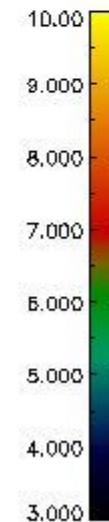
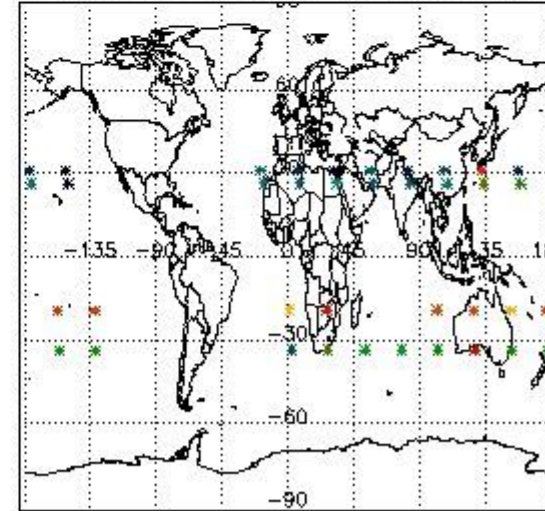
Percentage of flagged data per H2O profile



Percentage of flagged data per NO2 profile



Percentage of flagged data per NO3 profile

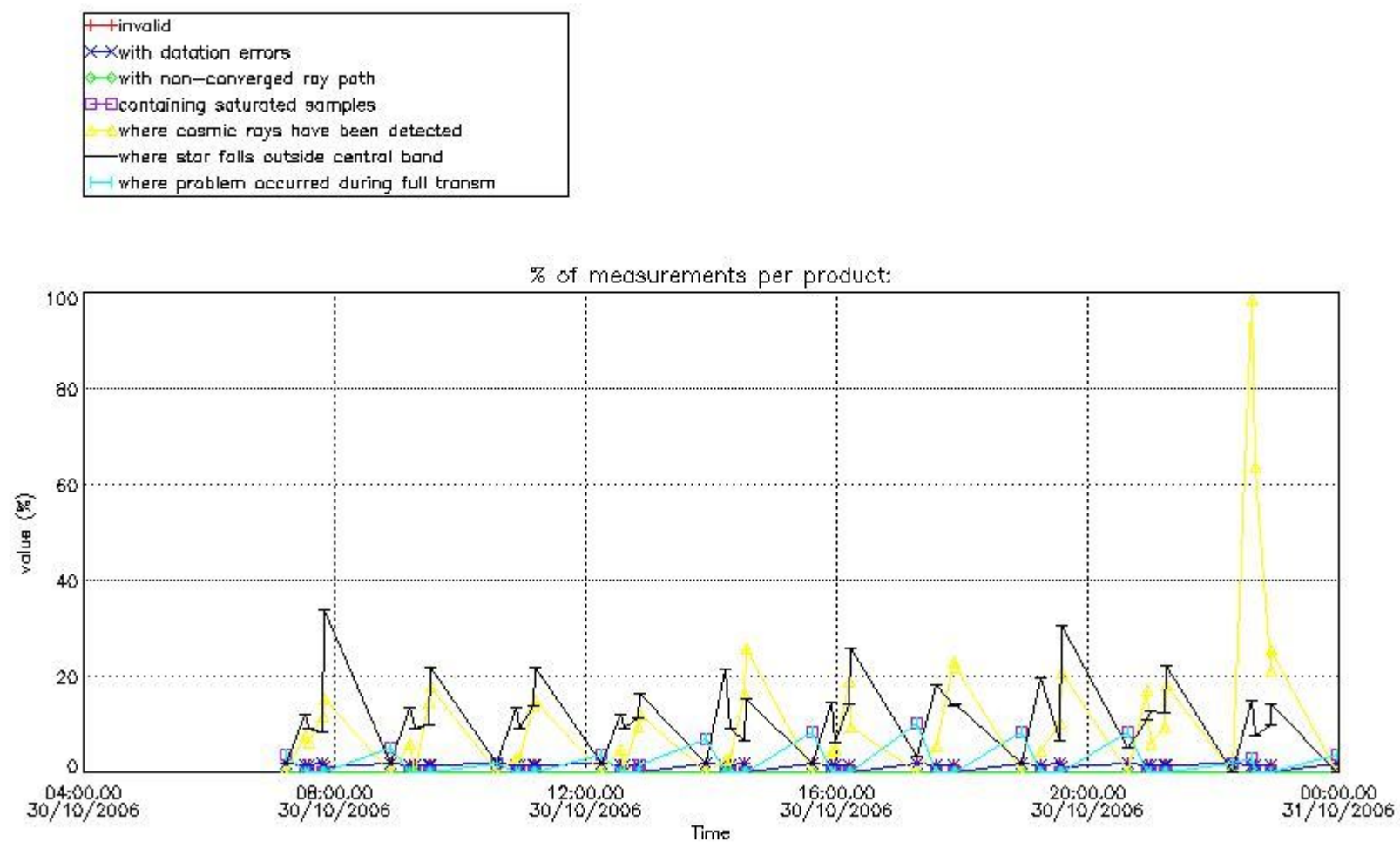


4. Level 1 quality information per product

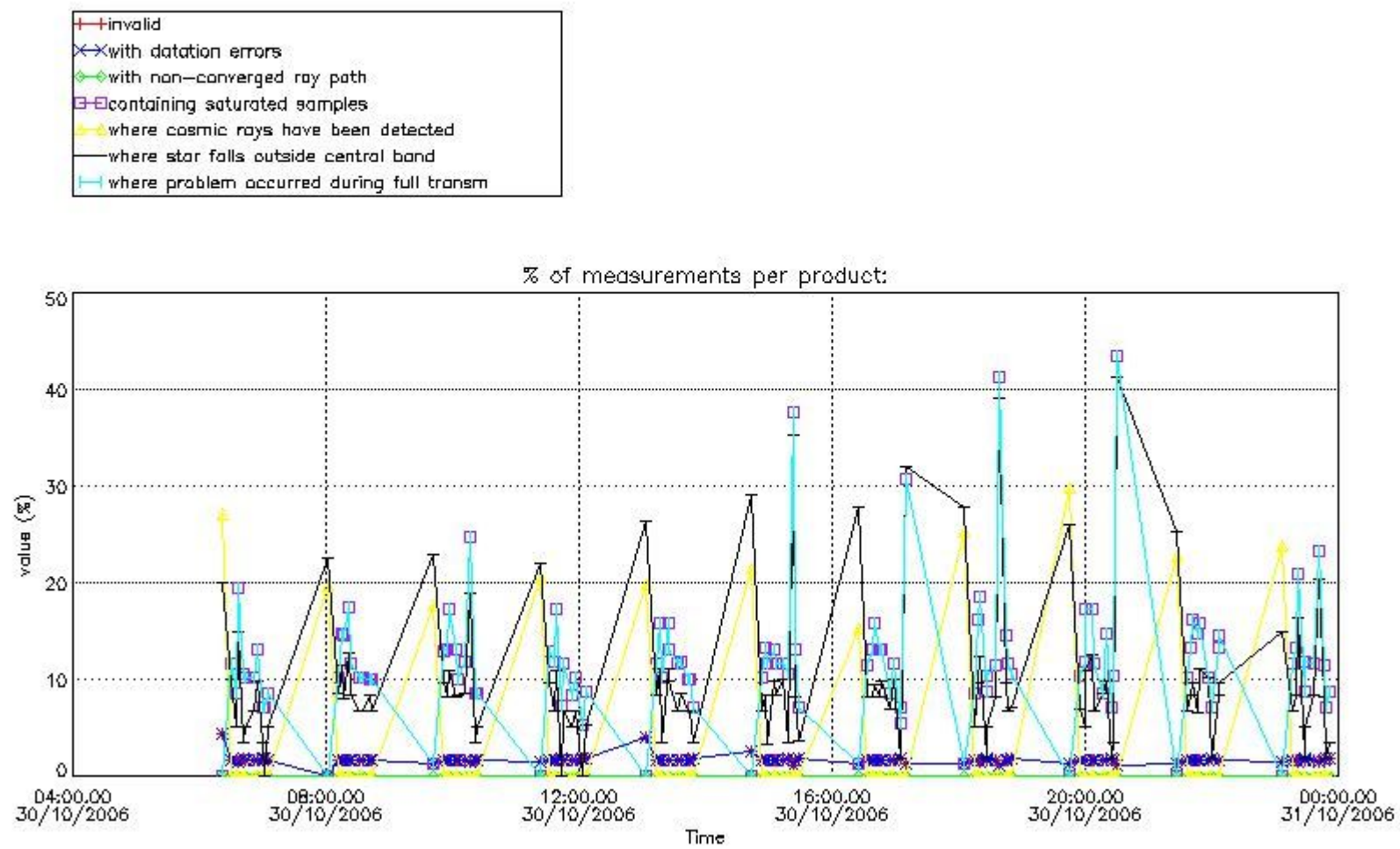
In this section it is plotted some information contained in the Quality Summary data set of the level 2 products that comes from the level 1b processing. Products without errors (error flag in the MPH set to "0") are used.

4.1 Plot quality information per product (time dependant) coming from level 1b processing

4.1.1 Plot level 1 quality information per product (time dependant): ENVISAT ASCENDING passes



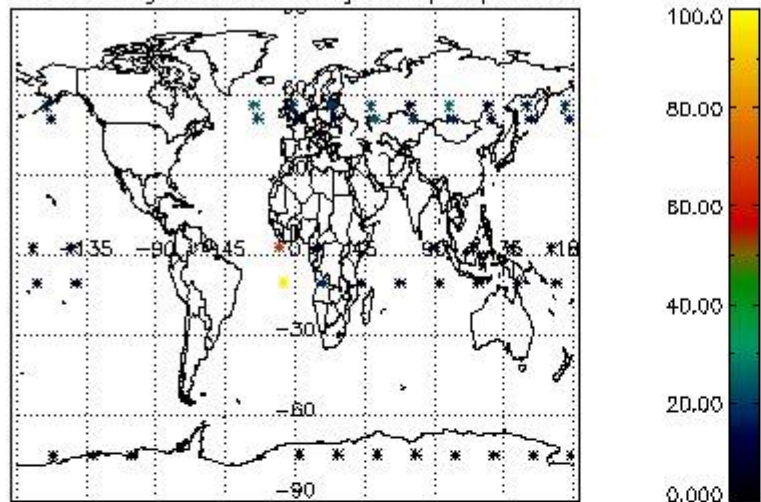
4.1.2 Plot level 1 quality information per product (time dependant): ENVI SAT DESCENDING passes



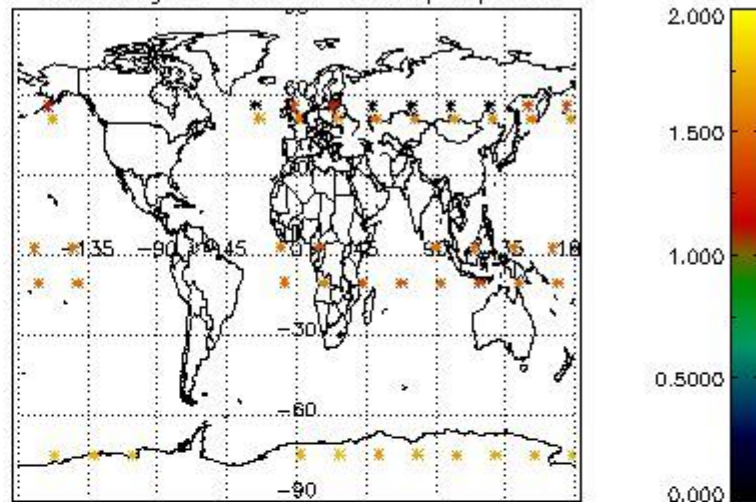
4.2 Plot quality information per product coming from level 1b processing (world map)

4.2.1 Plot level 1 quality information per product (world map): ENVISAT ASCENDING passes

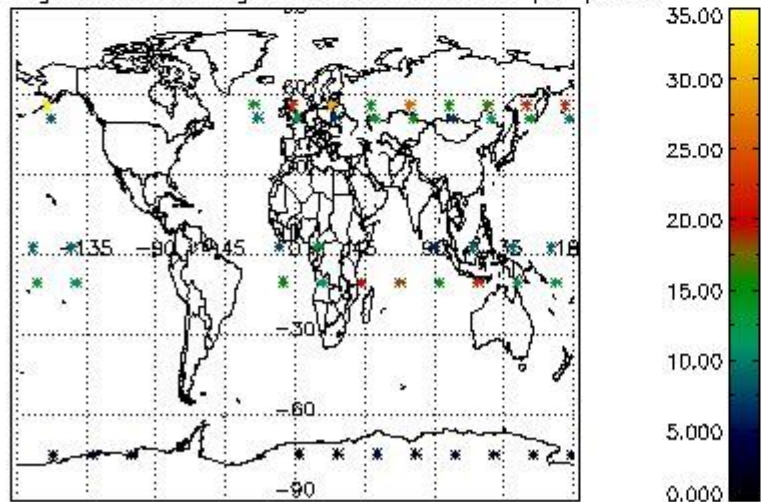
Percentage of cosmic ray hits per profile



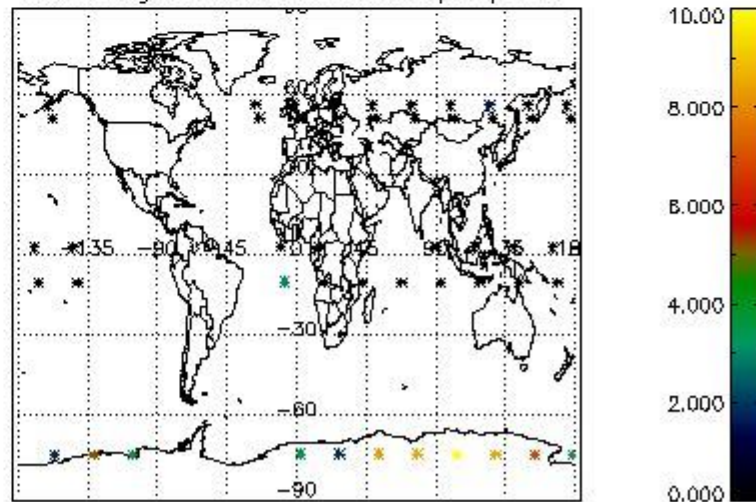
Percentage of datation errors per profile



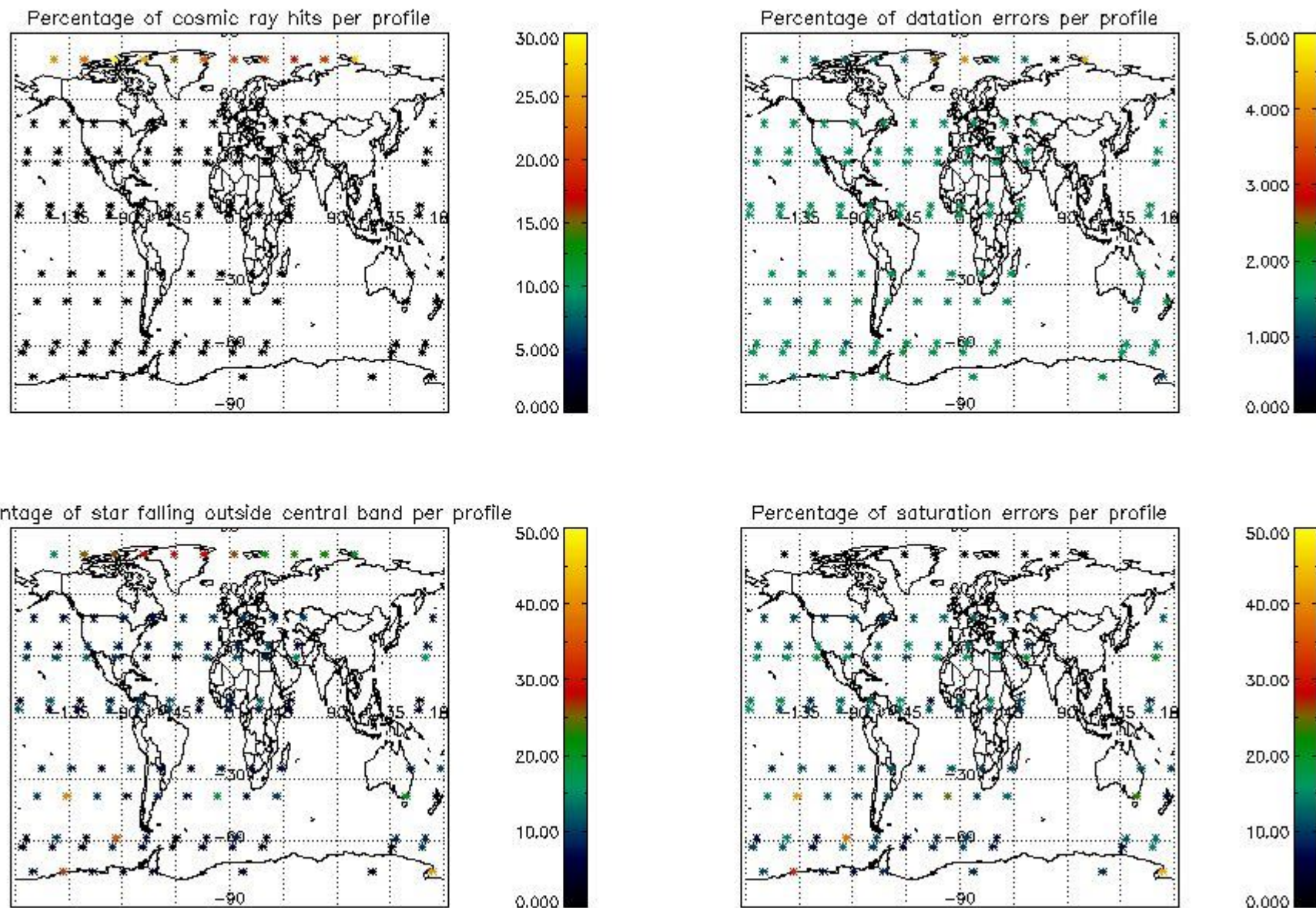
Percentage of star falling outside central band per profile



Percentage of saturation errors per profile



4.2.2 Plot level 1 quality information per product (world map): ENVISAT DESCENDING passes



5. Trace gas profiles

5.1 Ozone statistics based on quality of products

The final quality of the products can be "measured" using the STD (Standard Deviation) attached to every point profile. This information is written to the parameter GOM_NL__2P/NL_LOCAL_SPECIES_DENSITY/o3_std of the level 2 products. The table below shows the statistics for given STD ranges.

The statistics are given with respect to the overall valid production:

- Products without fatal errors: GOM_NL__2P/MPH/PRODUCT_ERR=0
- Valid point profile: GOM_NL__2P/NL_LOCAL_SPECIES_DENSITY/pcd(0)=0

The 'Criteria' is applied to valid points of dark limb products:

- Products in dark limb illumination condition: GOM_NL__2P/NL_SUMMARY_QUALITY/obs_ill_cond=0
- Products without fatal errors: GOM_NL__2P/MPH/PRODUCT_ERR=0
- Valid point profile: GOM_NL__2P/NL_LOCAL_SPECIES_DENSITY/pcd(0)=0

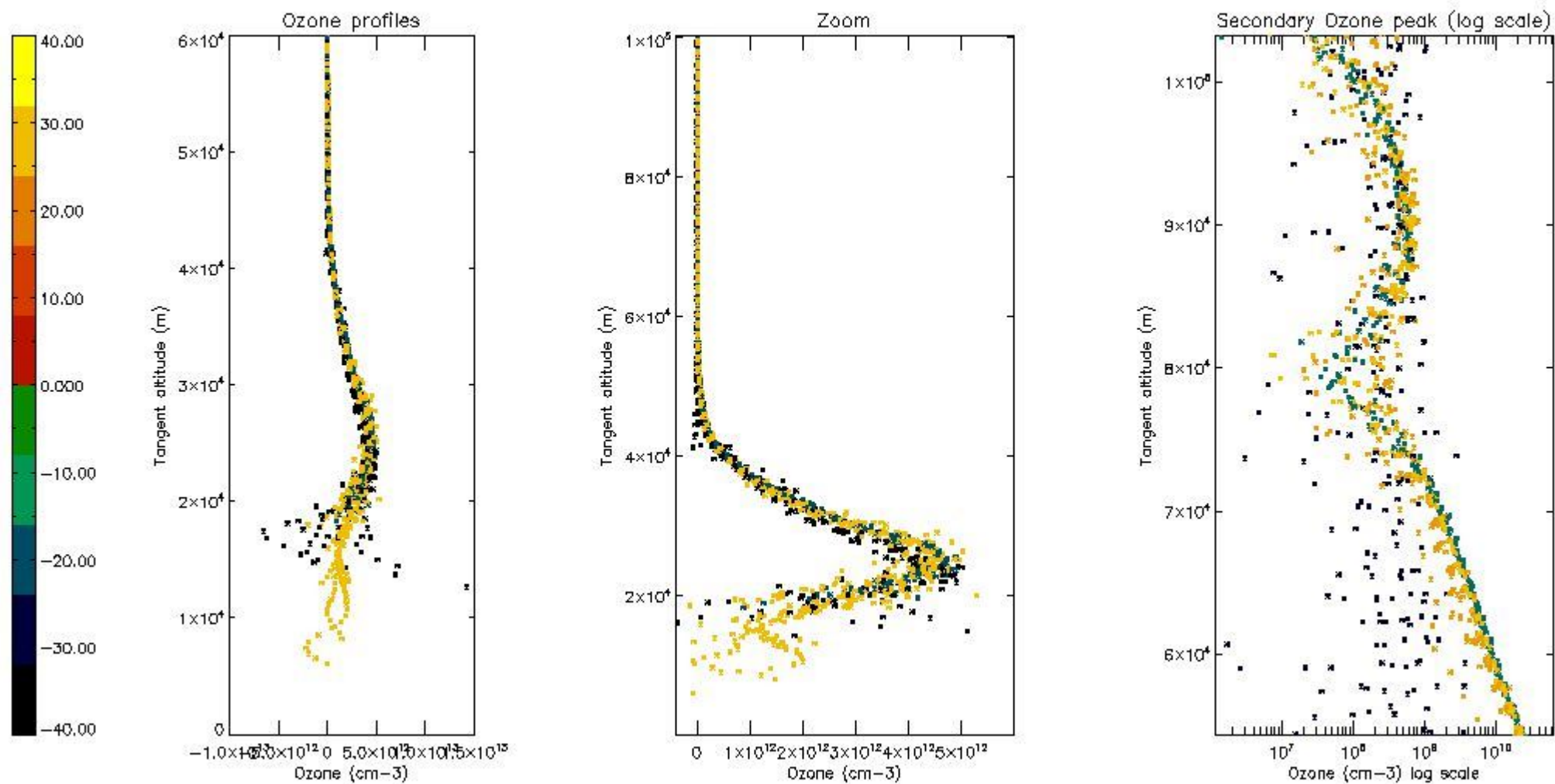
So, the table below shows the percentage of dark limb and valid observations for each criteria with respect to the overall valid daily observations.

Criteria	% of total production
All STD	25
STD < 20	15

STD < 10	11
STD < 5	7

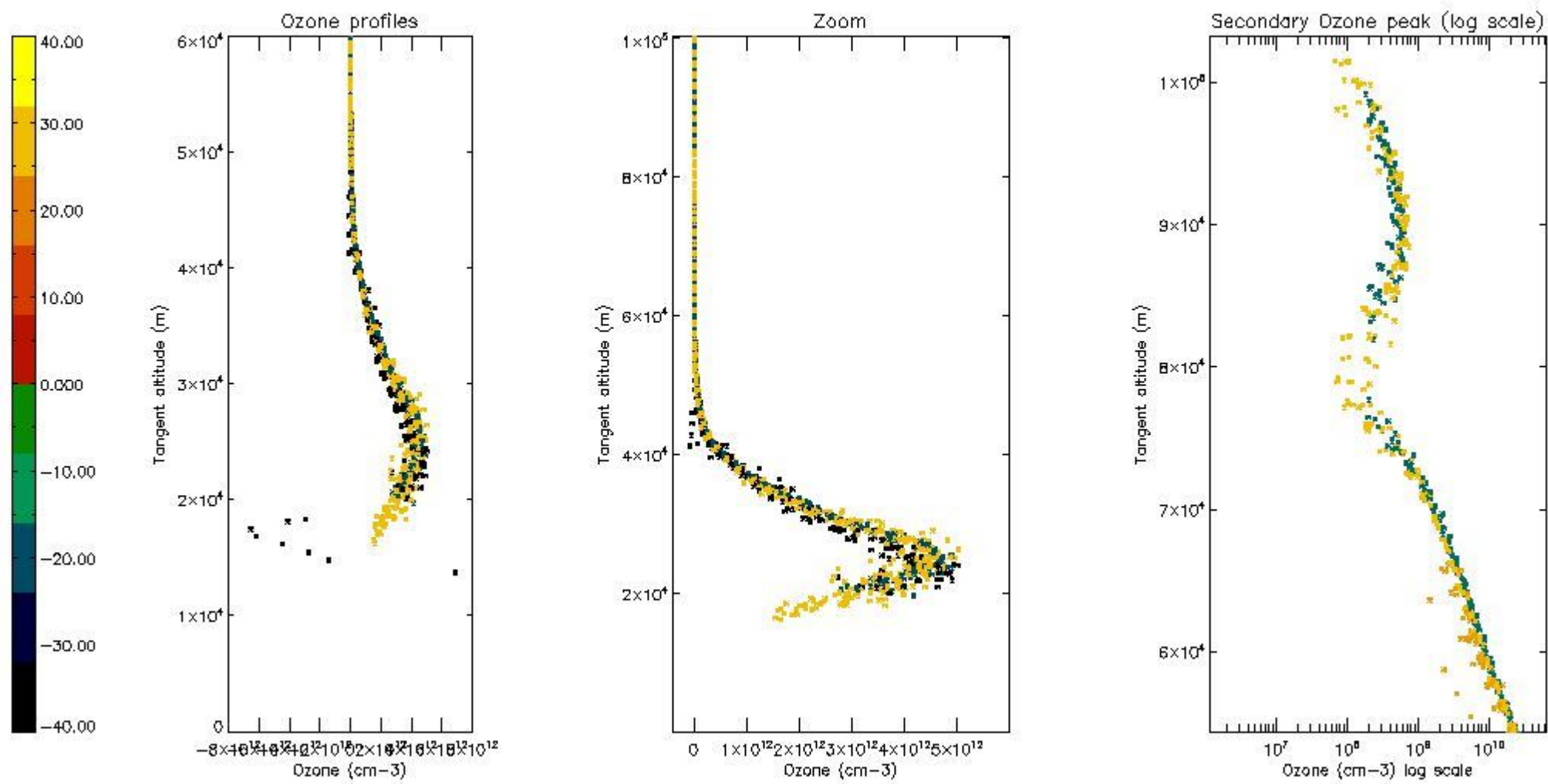
5.2 Plot ozone profiles for all STD (dark without errors)

The colorbar represents the latitude.



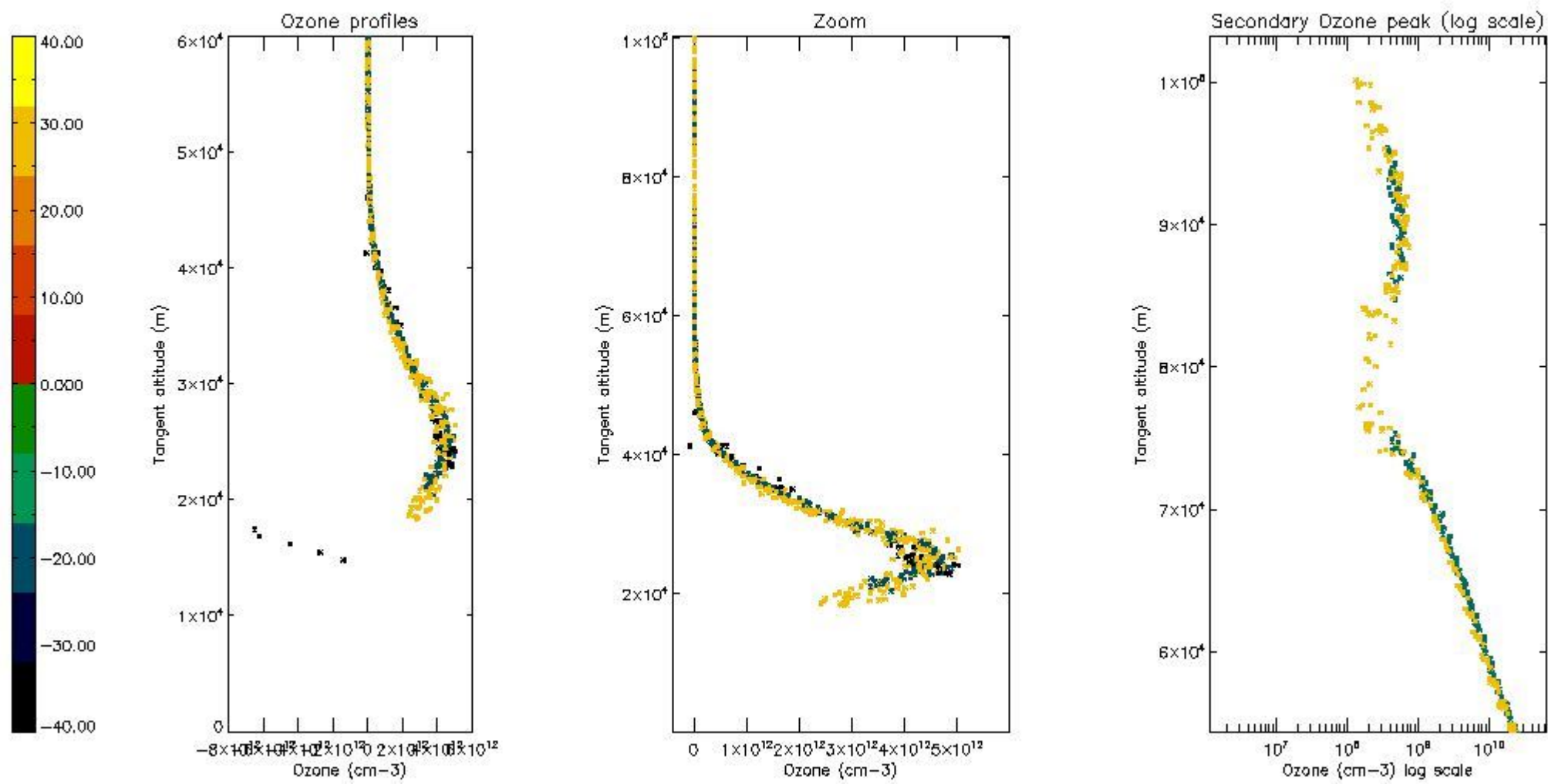
5.3 Plot ozone profiles where STD < 20% (dark without errors)

The colorbar represents the latitude.



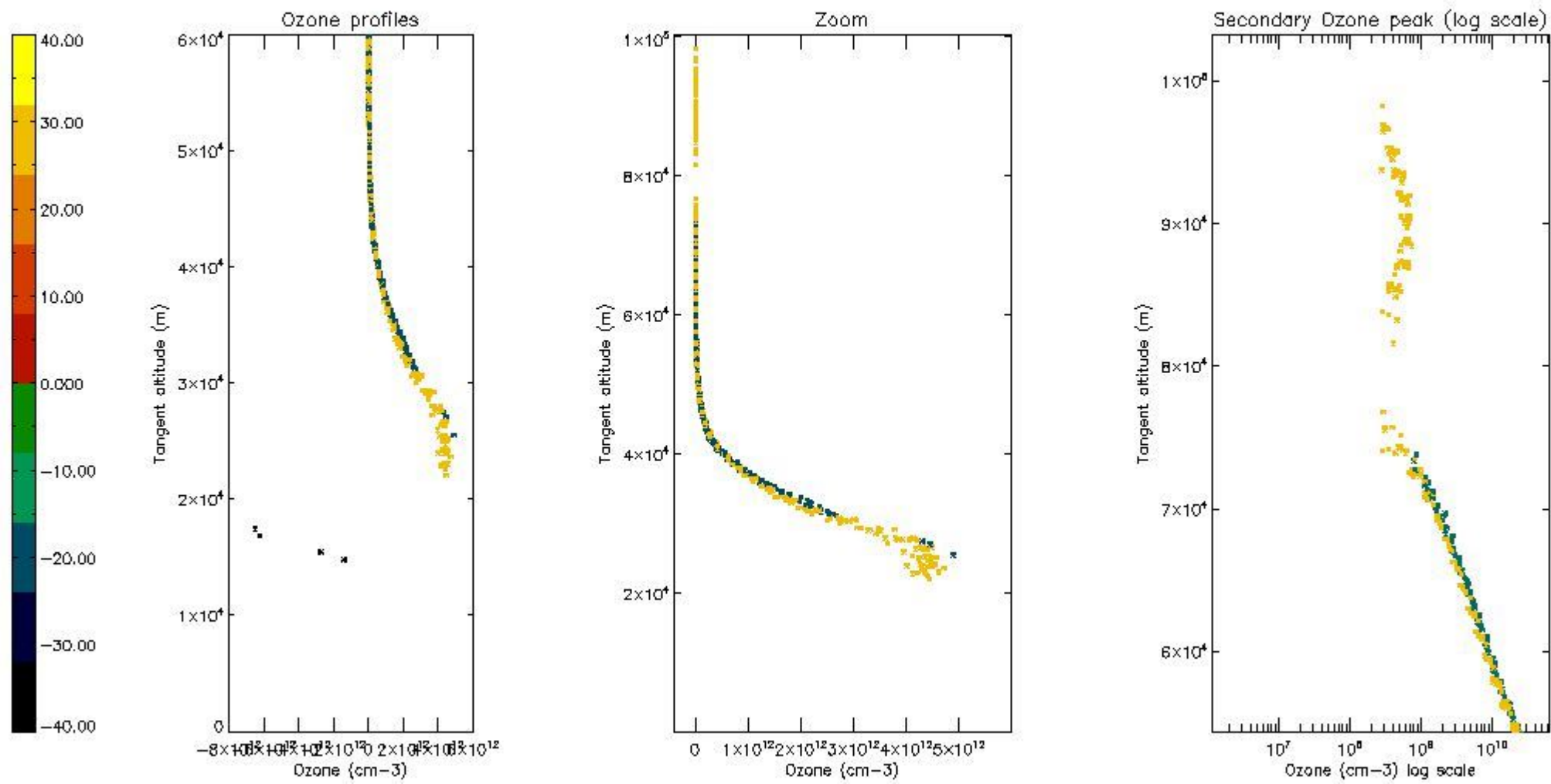
5.4 Plot ozone profiles where STD < 10% (dark without errors)

The colorbar represents the latitude.



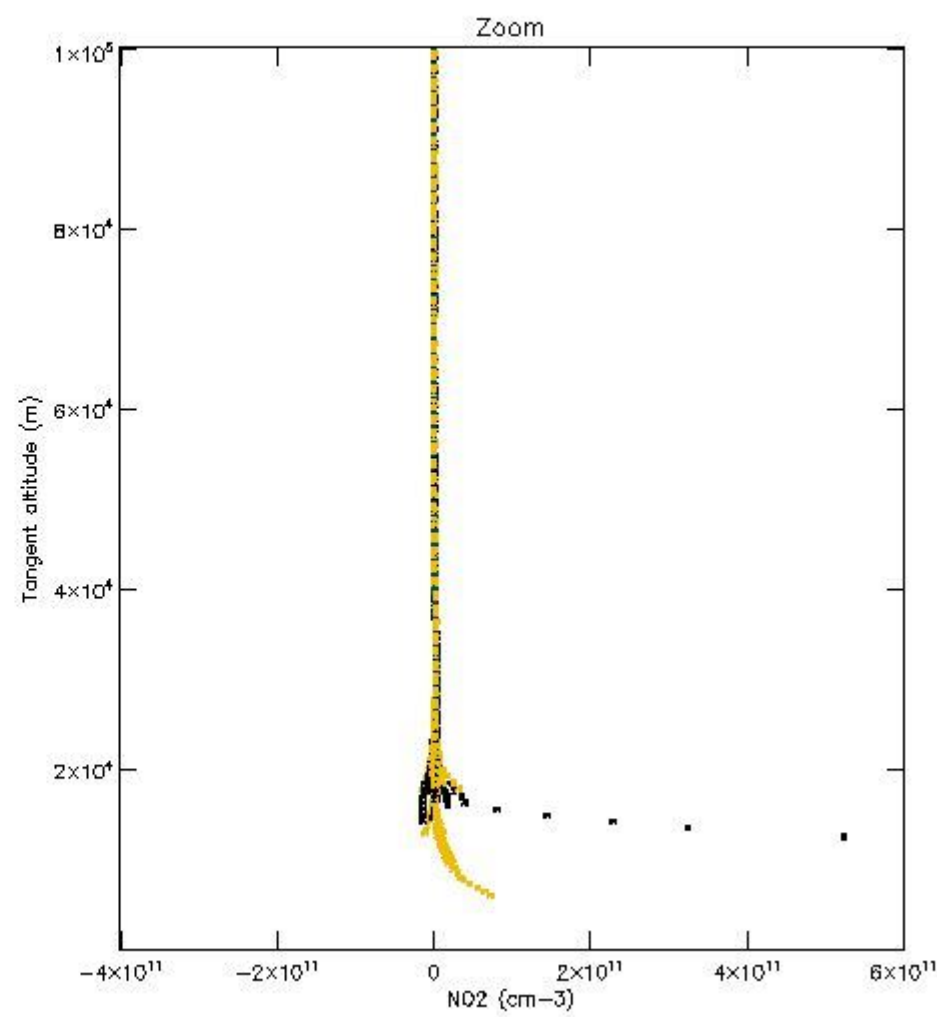
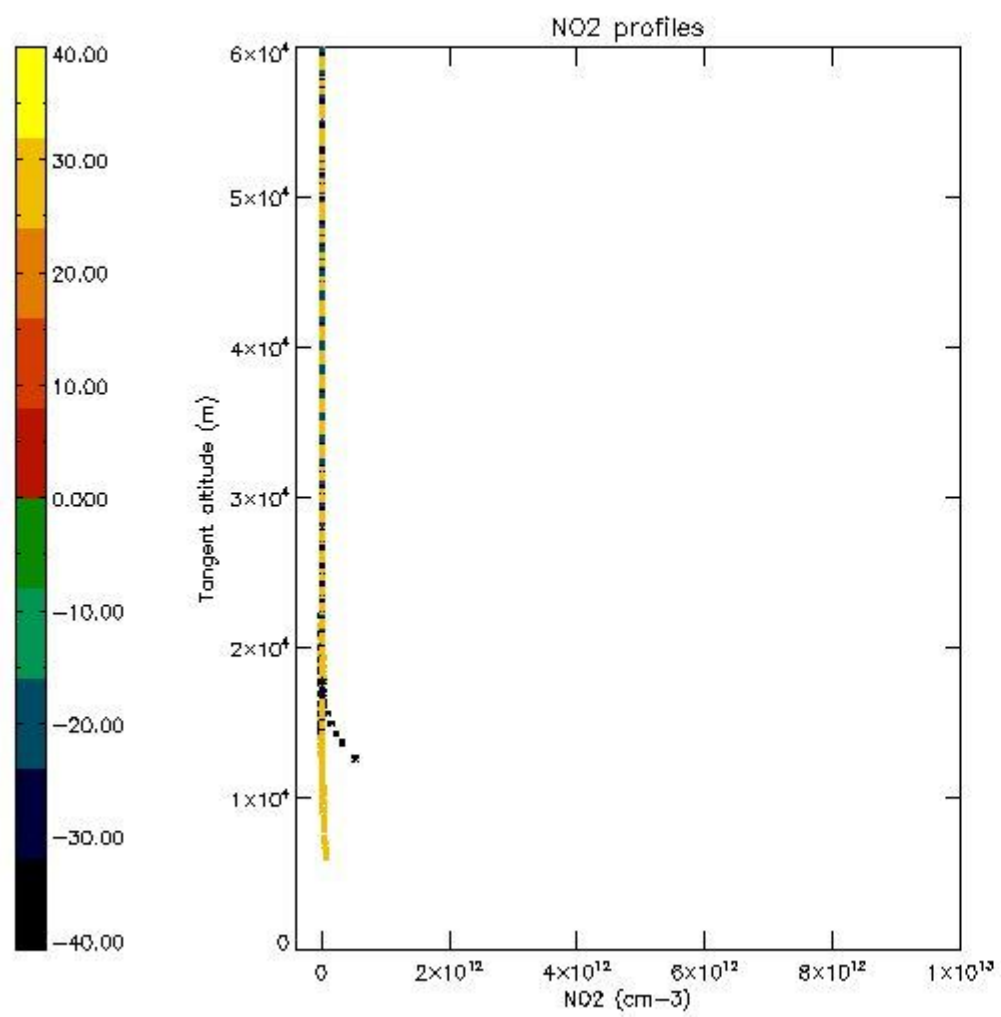
5.5 Plot ozone profiles where STD < 5% (dark without errors)

The colorbar represents the latitude.



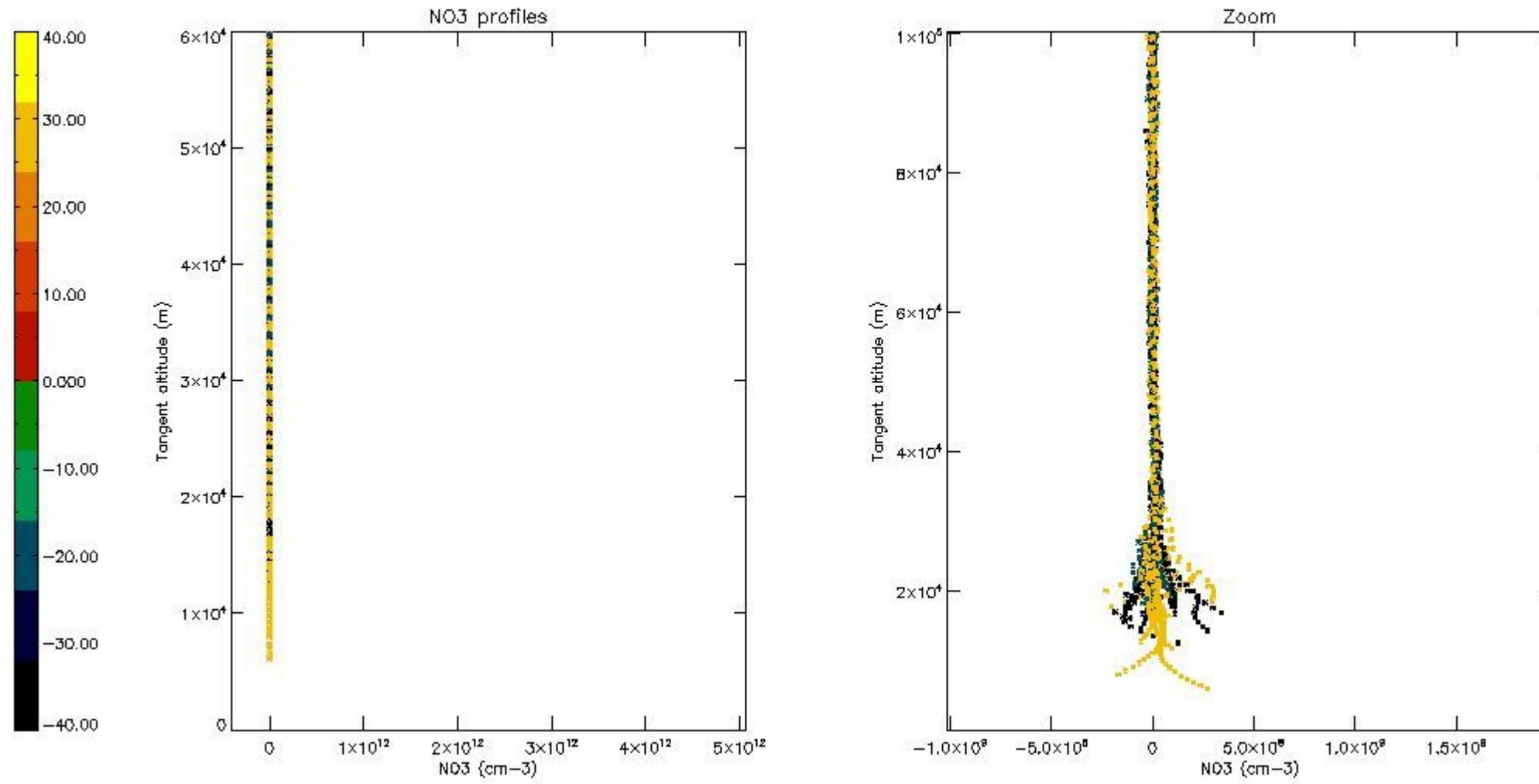
5.6 Plot NO₂ profiles for all STD (dark without errors)

The colorbar represents the latitude.



5.7 Plot NO3 profiles for all STD (dark without errors)

The colorbar represents the latitude.



6. Auxiliary Data Files used for the production reported in section 2

The number reported in the third column indicates since which file (see list in section 2) the corresponding auxiliary file has been used. The fourth column is the date of those product files.

Type	Auxiliary Filename	Used since product	Used since product date
INST_PHYS_CHARACTERISTICS	GOM_INS_AXVIEC20091111_143220_20030716_120000_20500101_000000	1	30-OCT-2006 06:21:00
LEVEL-2_PROC_CONFIG	GOM_PR2_AXVIEC20091111_152718_20020301_000000_20500101_000000	1	30-OCT-2006 06:21:00
CROSS_SECTIONS_FILE	GOM_CRS_AXVIEC20091111_154832_20020301_000000_20500101_000000	1	30-OCT-2006 06:21:00

GOMOS Level 2 Daily Report

SUMMARY

[1. General Info](#)

[2. Summary of processed GOM_NL_2P products](#)

[3. Level 2 Quality information per product](#)

[3.1 Plot of level 2 quality information per product \(time dependant\)](#)

[3.2 Plot of level 2 quality information per product \(world map\)](#)

[4. Level 1 Quality information per product \(stored on level 2 products\)](#)

[4.1 Plot of level 1 quality information per product \(time dependant\)](#)

[4.1.1 Plot of level 1 quality information per product \(time dependant\): ASCENDING](#)

[4.1.2 Plot of level 1 quality information per product \(time dependant\): DESCENDING](#)

[4.2 Plot of level 1 quality information per product \(world map\)](#)

[4.2.1 Plot of level 1 quality information per product \(world map\): ASCENDING](#)

[4.2.2 Plot of level 1 quality information per product \(world map\): DESCENDING](#)

[5. Ozone profiles based on quality statistics and other trace gas profiles](#)

[5.1 Ozone statistics based on quality of products](#)

[5.2 Plot ozone profiles for all STD \(dark without errors\)](#)

[5.3 Plot ozone profiles where STD < 20% \(dark without errors\)](#)

[5.4. Plot ozone profiles where STD < 10% \(dark without errors\)](#)

[5.5. Plot ozone profiles where STD < 5% \(dark without errors\)](#)

[5.6 Plot NO2 profiles for all STD \(dark without errors\)](#)

[5.7 Plot NO3 profiles for all STD \(dark without errors\)](#)

[5.8 Plot H2O profiles \(only for occultations of stars 1,2,3,4,13,14,16,26,63 dark without errors\) for all STD](#)

[6. Auxiliary Data Files used for the production reported in section 2](#)

This report presents the daily analysis on parameters extracted from GOMOS level 2 data (GOM_NL__2P). It is intended to monitor some important parameters that will impact the quality of these products. A list of level 2 products (and content) that have arrived during the reporting day to the PCF is also given.

Item	Value
Time of report generation	24APR2013 05:25:22
Data source version	GOMOS/6.01
Start time of products	30-10-2006 (30OCT2006 00:00:00)
Stop time of products	31-10-2006 (31OCT2006 00:00:00)
Store outputs in DB	Yes
Nb of level 2 prods	167
Nb of prods with errors	0

2. Summary of processed GOM_NL__2P products.

Nr	Filename	UTC Start time	Limb	Duration	Star Id	Star Name	Star Mag	Star Temp	Nb Meas	Orbit	Prod. error
1	GOM_NL__2PRFIN20061030_062100_000000352052_00292_24394_3289.N1	30-OCT-2006 06:21:00	Straylight	35.000	52	16Bet Cet	2.0370	4500.0	70	24394	No
2	GOM_NL__2PRFIN20061030_063029_000000302052_00292_24394_3290.N1	30-OCT-2006 06:30:29	Bright	30.000	140	88Gam Peg	2.8340	26000.	60	24394	No
3	GOM_NL__2PRFIN20061030_063421_000000292052_00292_24394_3291.N1	30-OCT-2006 06:34:21	Bright	29.000	58	21Alp And	2.0730	11000.	58	24394	No
4	GOM_NL__2PRFIN20061030_063557_000000342052_00292_24394_3292.N1	30-OCT-2006 06:35:57	Bright	33.500	53	43Bet And	2.0480	3300.0	67	24394	No
5	GOM_NL__2PRFIN20061030_064149_000000292052_00292_24394_3293.N1	30-OCT-2006 06:41:49	Bright	28.500	68	18Alp Cas	2.2250	4500.0	57	24394	No
6	GOM_NL__2PRFIN20061030_064301_000000302052_00292_24394_3294.N1	30-OCT-2006 06:43:01	Bright	29.500	76	27Gam Cas	2.3000	30000.	59	24394	No
7	GOM_NL__2PRFIN20061030_065105_000000302052_00292_24394_3295.N1	30-OCT-2006 06:51:05	Bright	29.500	49	1Alp UMi	1.9900	6300.0	59	24394	No
8	GOM_NL__2PRFIN20061030_065450_000000312052_00292_24394_3296.N1	30-OCT-2006 06:54:50	Bright	30.500	60	7Bet UMi	2.0810	3950.0	61	24394	No
9	GOM_NL__2PRFIN20061030_070044_000000292052_00292_24394_3297.N1	30-OCT-2006 07:00:44	Bright	28.500	32	77Eps UMa	1.7630	11000.	57	24394	No
10	GOM_NL__2PRFIN20061030_070159_000000282052_00292_24394_3298.N1	30-OCT-2006 07:01:59	Bright	28.000	39	85Eta UMa	1.8540	24000.	56	24394	No
11	GOM_NL__2PRFIN20061030_070537_000000292052_00292_24394_3299.N1	30-OCT-2006 07:05:37	Bright	29.000	152	12Alp2CVn	2.8900	11000.	58	24394	No
12	GOM_NL__2PRFIN20061030_071300_000000282052_00292_24394_3300.N1	30-OCT-2006 07:13:00	Bright	28.000	62	94Bet Leo	2.1360	9700.0	56	24394	No
13	GOM_NL__2PRFIN20061030_073134_000000332052_00292_24394_3301.N1	30-OCT-2006 07:31:34	Dark	33.000	113	Mu Vel	2.6920	5000.0	66	24394	No
14	GOM_NL__2PRFIN20061030_073514_000000332052_00293_24395_3289.N1	30-OCT-2006 07:35:14	Dark	33.000	91	Kap Vel	2.4900	26000.	66	24395	No
15	GOM_NL__2PRFIN20061030_074852_000000302052_00293_24395_3290.N1	30-OCT-2006 07:48:52	Dark	30.000	143	Alp Hyi	2.8570	7200.0	60	24395	No
16	GOM_NL__2PRFIN20061030_075015_000000432052_00293_24395_3291.N1	30-OCT-2006 07:50:15	Dark	43.000	9	Alp Eri	0.45300	24000.	86	24395	No
17	GOM_NL__2PRFIN20061030_080136_000000362052_00293_24395_3292.N1	30-OCT-2006 08:01:36	Straylight	35.500	52	16Bet Cet	2.0370	4500.0	71	24395	No
18	GOM_NL__2PRFIN20061030_081106_000000302052_00293_24395_3293.N1	30-OCT-2006 08:11:06	Bright	29.500	140	88Gam Peg	2.8340	26000.	59	24395	No
19	GOM_NL__2PRFIN20061030_081458_000000312052_00293_24395_3294.N1	30-OCT-2006 08:14:58	Bright	30.500	58	21Alp And	2.0730	11000.	61	24395	No
20	GOM_NL__2PRFIN20061030_081633_000000312052_00293_24395_3295.N1	30-OCT-2006 08:16:33	Bright	31.000	53	43Bet And	2.0480	3300.0	62	24395	No
21	GOM_NL__2PRFIN20061030_082224_000000322052_00293_24395_3296.N1	30-OCT-2006 08:22:24	Bright	31.500	68	18Alp Cas	2.2250	4500.0	63	24395	No
22	GOM_NL__2PRFIN20061030_082337_000000302052_00293_24395_3297.N1	30-OCT-2006 08:23:37	Bright	30.000	76	27Gam Cas	2.3000	30000.	60	24395	No
23	GOM_NL__2PRFIN20061030_083141_000000302052_00293_24395_3298.N1	30-OCT-2006 08:31:41	Bright	29.500	49	1Alp UMi	1.9900	6300.0	59	24395	No
24	GOM_NL__2PRFIN20061030_083526_000000302052_00293_24395_3299.N1	30-OCT-2006 08:35:26	Bright	29.500	60	7Bet UMi	2.0810	3950.0	59	24395	No
25	GOM_NL__2PRFIN20061030_084120_000000302052_00293_24395_3300.N1	30-OCT-2006 08:41:20	Bright	30.000	32	77Eps UMa	1.7630	11000.	60	24395	No
26	GOM_NL__2PRFIN20061030_084235_000000302052_00293_24395_3301.N1	30-OCT-2006 08:42:35	Bright	30.000	39	85Eta UMa	1.8540	24000.	60	24395	No
27	GOM_NL__2PRFIN20061030_085336_000000292052_00293_24395_3302.N1	30-OCT-2006 08:53:36	Bright	29.000	62	94Bet Leo	2.1360	9700.0	58	24395	No
28	GOM_NL__2PRFIN20061030_091210_000000342052_00293_24395_3303.N1	30-OCT-2006 09:12:10	Dark	33.500	113	Mu Vel	2.6920	5000.0	67	24395	No
29	GOM_NL__2PRFIN20061030_091551_000000342052_00294_24396_3289.N1	30-OCT-2006 09:15:51	Dark	33.500	91	Kap Vel	2.4900	26000.	67	24396	No
30	GOM_NL__2PRFIN20061030_092927_000000312052_00294_24396_3290.N1	30-OCT-2006 09:29:27	Dark	31.000	143	Alp Hyi	2.8570	7200.0	62	24396	No
31	GOM_NL__2PRFIN20061030_093051_000000372052_00294_24396_3291.N1	30-OCT-2006 09:30:51	Dark	36.500	9	Alp Eri	0.45300	24000.	73	24396	No
32	GOM_NL__2PRFIN20061030_094212_000000372052_00294_24396_3292.N1	30-OCT-2006 09:42:12	Straylight	37.000	52	16Bet Cet	2.0370	4500.0	74	24396	No
33	GOM_NL__2PRFIN20061030_095142_000000312052_00294_24396_3293.N1	30-OCT-2006 09:51:42	Bright	31.000	140	88Gam Peg	2.8340	26000.	62	24396	No
34	GOM_NL__2PRFIN20061030_095533_000000312052_00294_24396_3294.N1	30-OCT-2006 09:55:33	Bright	30.500	58	21Alp And	2.0730	11000.	61	24396	No
35	GOM_NL__2PRFIN20061030_095708_000000322052_00294_24396_3295.N1	30-OCT-2006 09:57:08	Bright	32.000	53	43Bet And	2.0480	3300.0	64	24396	No
36	GOM_NL__2PRFIN20061030_100300_000000312052_00294_24396_3296.N1	30-OCT-2006 10:03:00	Bright	30.500	68	18Alp Cas	2.2250	4500.0	61	24396	No
37	GOM_NL__2PRFIN20061030_100413_000000302052_00294_24396_3297.N1	30-OCT-2006 10:04:13	Bright	30.000	76	27Gam Cas	2.3000	30000.	60	24396	No
38	GOM_NL__2PRFIN20061030_101217_000000302052_00294_24396_3298.N1	30-OCT-2006 10:12:17	Bright	29.500	49	1Alp UMi	1.9900	6300.0	59	24396	No
39	GOM_NL__2PRFIN20061030_101602_000000352052_00294_24396_3299.N1	30-OCT-2006 10:16:02	Bright	34.500	60	7Bet UMi	2.0810	3950.0	69	24396	No
40	GOM_NL__2PRFIN20061030_102156_000000292052_00294_24396_3300.N1	30-OCT-2006 10:21:56	Bright	29.000	32	77Eps UMa	1.7630	11000.	58	24396	No
41	GOM_NL__2PRFIN20061030_102311_000000292052_00294_24396_3301.N1	30-OCT-2006 10:23:11	Bright	29.000	39	85Eta UMa	1.8540	24000.	58	24396	No
42	GOM_NL__2PRFIN20061030_103412_000000282052_00294_24396_3302.N1	30-OCT-2006 10:34:12	Bright	28.000	62	94Bet Leo	2.1360	9700.0	56	24396	No

43	GOM_NL__2PRFIN20061030_105247_000000342052_00294_24396_3303.N1	30-OCT-2006 10:52:47	Dark	33.500	113	Mu Vel	2.6920	5000.0	67	24396	No
44	GOM_NL__2PRFIN20061030_105627_000000342052_00295_24397_3289.N1	30-OCT-2006 10:56:27	Dark	33.500	91	Kap Vel	2.4900	26000.	67	24397	No
45	GOM_NL__2PRFIN20061030_111004_000000332052_00295_24397_3290.N1	30-OCT-2006 11:10:04	Dark	32.500	143	Alp Hyi	2.8570	7200.0	65	24397	No
46	GOM_NL__2PRFIN20061030_111127_000000372052_00295_24397_3291.N1	30-OCT-2006 11:11:27	Dark	36.500	9	Alp Eri	0.45300	24000.	73	24397	No
47	GOM_NL__2PRFIN20061030_112248_000000372052_00295_24397_3292.N1	30-OCT-2006 11:22:48	Straylight	36.500	52	16Bet Cet	2.0370	4500.0	73	24397	No
48	GOM_NL__2PRFIN20061030_113218_000000312052_00295_24397_3293.N1	30-OCT-2006 11:32:18	Bright	31.000	140	88Gam Peg	2.8340	26000.	62	24397	No
49	GOM_NL__2PRFIN20061030_113610_000000302052_00295_24397_3294.N1	30-OCT-2006 11:36:10	Bright	29.500	58	21Alp And	2.0730	11000.	59	24397	No
50	GOM_NL__2PRFIN20061030_113744_000000322052_00295_24397_3295.N1	30-OCT-2006 11:37:44	Bright	32.000	53	43Bet And	2.0480	3300.0	64	24397	No
51	GOM_NL__2PRFIN20061030_114336_000000282052_00295_24397_3296.N1	30-OCT-2006 11:43:36	Bright	27.500	68	18Alp Cas	2.2250	4500.0	55	24397	No
52	GOM_NL__2PRFIN20061030_114448_000000302052_00295_24397_3297.N1	30-OCT-2006 11:44:48	Bright	30.000	76	27Gam Cas	2.3000	30000.	60	24397	No
53	GOM_NL__2PRFIN20061030_115252_000000302052_00295_24397_3298.N1	30-OCT-2006 11:52:52	Bright	30.000	49	1Alp UMi	1.9900	6300.0	60	24397	No
54	GOM_NL__2PRFIN20061030_115638_000000302052_00295_24397_3299.N1	30-OCT-2006 11:56:38	Bright	29.500	60	7Bet UMi	2.0810	3950.0	59	24397	No
55	GOM_NL__2PRFIN20061030_120232_000000282052_00295_24397_3300.N1	30-OCT-2006 12:02:32	Bright	28.000	32	77Eps UMa	1.7630	11000.	56	24397	No
56	GOM_NL__2PRFIN20061030_120348_000000282052_00295_24397_3301.N1	30-OCT-2006 12:03:48	Bright	28.000	39	85Eta UMa	1.8540	24000.	56	24397	No
57	GOM_NL__2PRFIN20061030_120725_000000292052_00295_24397_3302.N1	30-OCT-2006 12:07:25	Bright	28.500	152	12Alp2CVn	2.8900	11000.	57	24397	No
58	GOM_NL__2PRFIN20061030_121448_000000292052_00295_24397_3303.N1	30-OCT-2006 12:14:48	Bright	28.500	62	94Bet Leo	2.1360	9700.0	57	24397	No
59	GOM_NL__2PRFIN20061030_123323_000000332052_00295_24397_3304.N1	30-OCT-2006 12:33:23	Dark	33.000	113	Mu Vel	2.6920	5000.0	66	24397	No
60	GOM_NL__2PRFIN20061030_123704_000000342052_00296_24398_3289.N1	30-OCT-2006 12:37:04	Dark	33.500	91	Kap Vel	2.4900	26000.	67	24398	No
61	GOM_NL__2PRFIN20061030_125040_000000322052_00296_24398_3290.N1	30-OCT-2006 12:50:40	Dark	31.500	143	Alp Hyi	2.8570	7200.0	63	24398	No
62	GOM_NL__2PRFIN20061030_125203_000000342052_00296_24398_3291.N1	30-OCT-2006 12:52:03	Dark	33.500	9	Alp Eri	0.45300	24000.	67	24398	No
63	GOM_NL__2PRFIN20061030_130324_000000382052_00296_24398_3292.N1	30-OCT-2006 13:03:24	Straylight	38.000	52	16Bet Cet	2.0370	4500.0	76	24398	No
64	GOM_NL__2PRFIN20061030_131254_000000302052_00296_24398_3293.N1	30-OCT-2006 13:12:54	Bright	30.000	140	88Gam Peg	2.8340	26000.	60	24398	No
65	GOM_NL__2PRFIN20061030_131646_000000322052_00296_24398_3294.N1	30-OCT-2006 13:16:46	Bright	31.500	58	21Alp And	2.0730	11000.	63	24398	No
66	GOM_NL__2PRFIN20061030_131820_000000302052_00296_24398_3295.N1	30-OCT-2006 13:18:20	Bright	29.500	53	43Bet And	2.0480	3300.0	59	24398	No
67	GOM_NL__2PRFIN20061030_132412_000000322052_00296_24398_3296.N1	30-OCT-2006 13:24:12	Bright	31.500	68	18Alp Cas	2.2250	4500.0	63	24398	No
68	GOM_NL__2PRFIN20061030_132524_000000312052_00296_24398_3297.N1	30-OCT-2006 13:25:24	Bright	30.500	76	27Gam Cas	2.3000	30000.	61	24398	No
69	GOM_NL__2PRFIN20061030_133328_000000302052_00296_24398_3298.N1	30-OCT-2006 13:33:28	Bright	30.000	49	1Alp UMi	1.9900	6300.0	60	24398	No
70	GOM_NL__2PRFIN20061030_133714_000000302052_00296_24398_3299.N1	30-OCT-2006 13:37:14	Bright	29.500	60	7Bet UMi	2.0810	3950.0	59	24398	No
71	GOM_NL__2PRFIN20061030_134308_000000302052_00296_24398_3300.N1	30-OCT-2006 13:43:08	Bright	30.000	32	77Eps UMa	1.7630	11000.	60	24398	No
72	GOM_NL__2PRFIN20061030_134423_000000302052_00296_24398_3301.N1	30-OCT-2006 13:44:23	Bright	30.000	39	85Eta UMa	1.8540	24000.	60	24398	No
73	GOM_NL__2PRFIN20061030_134801_000000292052_00296_24398_3302.N1	30-OCT-2006 13:48:01	Bright	28.500	152	12Alp2CVn	2.8900	11000.	57	24398	No
74	GOM_NL__2PRFIN20061030_135524_000000302052_00296_24398_3303.N1	30-OCT-2006 13:55:24	Bright	29.500	62	94Bet Leo	2.1360	9700.0	59	24398	No
75	GOM_NL__2PRFIN20061030_141359_000000372052_00296_24398_3304.N1	30-OCT-2006 14:13:59	Dark	37.000	113	Mu Vel	2.6920	5000.0	74	24398	No
76	GOM_NL__2PRFIN20061030_141741_000000332052_00297_24399_3289.N1	30-OCT-2006 14:17:41	Dark	33.000	91	Kap Vel	2.4900	26000.	66	24399	No
77	GOM_NL__2PRFIN20061030_143116_000000312052_00297_24399_3290.N1	30-OCT-2006 14:31:16	Dark	30.500	143	Alp Hyi	2.8570	7200.0	61	24399	No
78	GOM_NL__2PRFIN20061030_143239_000000332052_00297_24399_3291.N1	30-OCT-2006 14:32:39	Dark	33.000	9	Alp Eri	0.45300	24000.	66	24399	No
79	GOM_NL__2PRFIN20061030_144400_000000402052_00297_24399_3292.N1	30-OCT-2006 14:44:00	Straylight	39.500	52	16Bet Cet	2.0370	4500.0	79	24399	No
80	GOM_NL__2PRFIN20061030_145330_000000302052_00297_24399_3293.N1	30-OCT-2006 14:53:30	Bright	29.500	140	88Gam Peg	2.8340	26000.	59	24399	No
81	GOM_NL__2PRFIN20061030_145722_000000302052_00297_24399_3294.N1	30-OCT-2006 14:57:22	Bright	30.000	58	21Alp And	2.0730	11000.	60	24399	No
82	GOM_NL__2PRFIN20061030_145856_000000302052_00297_24399_3295.N1	30-OCT-2006 14:58:56	Bright	30.000	53	43Bet And	2.0480	3300.0	60	24399	No
83	GOM_NL__2PRFIN20061030_150448_000000312052_00297_24399_3296.N1	30-OCT-2006 15:04:48	Bright	30.500	68	18Alp Cas	2.2250	4500.0	61	24399	No
84	GOM_NL__2PRFIN20061030_150600_000000302052_00297_24399_3297.N1	30-OCT-2006 15:06:00	Bright	30.000	76	27Gam Cas	2.3000	30000.	60	24399	No
85	GOM_NL__2PRFIN20061030_151404_000000302052_00297_24399_3298.N1	30-OCT-2006 15:14:04	Bright	30.000	49	1Alp UMi	1.9900	6300.0	60	24399	No
86	GOM_NL__2PRFIN20061030_151750_000000292052_00297_24399_3299.N1	30-OCT-2006 15:17:50	Bright	28.500	60	7Bet UMi	2.0810	3950.0	57	24399	No
87	GOM_NL__2PRFIN20061030_152344_000000432052_00297_24399_3300.N1	30-OCT-2006 15:23:44	Bright	42.500	32	77Eps UMa	1.7630	11000.	85	24399	No
88	GOM_NL__2PRFIN20061030_152500_000000312052_00297_24399_3301.N1	30-OCT-2006 15:25:00	Bright	30.500	39	85Eta UMa	1.8540	24000.	61	24399	No
89	GOM_NL__2PRFIN20061030_152837_000000282052_00297_24399_3302.N1	30-OCT-2006 15:28:37	Bright	28.000	152	12Alp2CVn	2.8900	11000.	56	24399	No
90	GOM_NL__2PRFIN20061030_153601_000000302052_00297_24399_3303.N1	30-OCT-2006 15:36:01	Bright	29.500	62	94Bet Leo	2.1360	9700.0	59	24399	No
91	GOM_NL__2PRFIN20061030_155436_000000342052_00297_24399_3304.N1	30-OCT-2006 15:54:36	Dark	34.000	113	Mu Vel	2.6920	5000.0	68	24399	No
92	GOM_NL__2PRFIN20061030_155817_000000332052_00298_24400_3289.N1	30-OCT-2006 15:58:17	Dark	32.500	91	Kap Vel	2.4900	26000.	65	24400	No
93	GOM_NL__2PRFIN20061030_161152_000000322052_00298_24400_3290.N1	30-OCT-2006 16:11:52	Dark	32.000	143	Alp Hyi	2.8570	7200.0	64	24400	No
94	GOM_NL__2PRFIN20061030_161315_000000372052_00298_24400_3291.N1	30-OCT-2006 16:13:15	Dark	37.000	9	Alp Eri	0.45300	24000.	74	24400	No
95	GOM_NL__2PRFIN20061030_162437_000000402052_00298_24400_3292.N1	30-OCT-2006 16:24:37	Straylight	39.500	52	16Bet Cet	2.0370	4500.0	79	24400	No
96	GOM_NL__2PRFIN20061030_163406_000000312052_00298_24400_3293.N1	30-OCT-2006 16:34:06	Bright	30.500	140	88Gam Peg	2.8340	26000.	61	24400	No
97	GOM_NL__2PRFIN20061030_163758_000000312052_00298_24400_3294.N1	30-OCT-2006 16:37:58	Bright	30.500	58	21Alp And	2.0730	11000.	61	24400	No
98	GOM_NL__2PRFIN20061030_163932_000000322052_00298_24400_3295.N1	30-OCT-2006 16:39:32	Bright	31.500	53	43Bet And	2.0480	3300.0	63	24400	No
99	GOM_NL__2PRFIN20061030_164524_000000312052_00298_24400_3296.N1	30-OCT-2006 16:45:24	Bright	30.500	68	18Alp Cas	2.2250	4500.0	61	24400	No
100	GOM_NL__2PRFIN20061030_164636_000000312052_00298_24400_3297.N1	30-OCT-2006 16:46:36	Bright	30.500	76	27Gam Cas	2.3000	30000.	61	24400	No
101	GOM_NL__2PRFIN20061030_165441_000000292052_00298_24400_3298.N1	30-OCT-2006 16:54:41	Bright	29.000	49	1Alp UMi	1.9900	6300.0	58	24400	No

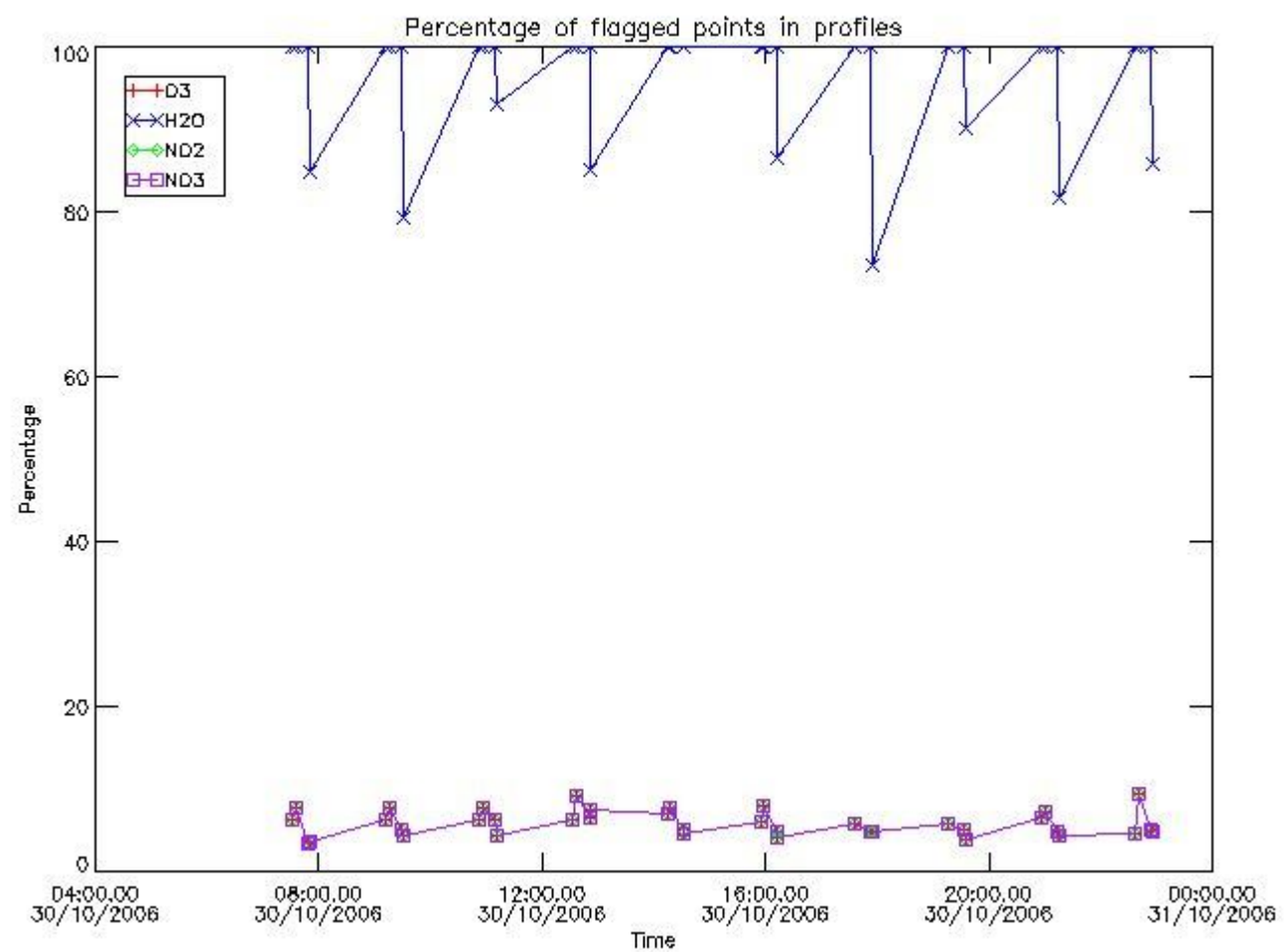
102	GOM_NL__2PRFIN20061030_165826_000000302052_00298_24400_3299.N1	30-OCT-2006 16:58:26	Bright	30.000	60	7Bet UMi	2.0810	3950.0	60	24400	No
103	GOM_NL__2PRFIN20061030_170421_000000282052_00298_24400_3300.N1	30-OCT-2006 17:04:21	Bright	27.500	32	77Eps UMa	1.7630	11000.	55	24400	No
104	GOM_NL__2PRFIN20061030_170536_000000282052_00298_24400_3301.N1	30-OCT-2006 17:05:36	Bright	28.000	39	85Eta UMa	1.8540	24000.	56	24400	No
105	GOM_NL__2PRFIN20061030_170913_000000382052_00298_24400_3302.N1	30-OCT-2006 17:09:13	Bright	37.500	152	12Alp2CVn	2.8900	11000.	75	24400	No
106	GOM_NL__2PRFIN20061030_171637_000000302052_00298_24400_3303.N1	30-OCT-2006 17:16:37	Bright	30.000	62	94Bet Leo	2.1360	9700.0	60	24400	No
107	GOM_NL__2PRFIN20061030_173512_000000362052_00298_24400_3304.N1	30-OCT-2006 17:35:12	Dark	35.500	113	Mu Vel	2.6920	5000.0	71	24400	No
108	GOM_NL__2PRFIN20061030_175228_000000332052_00299_24401_3289.N1	30-OCT-2006 17:52:28	Dark	32.500	143	Alp Hyi	2.8570	7200.0	65	24401	No
109	GOM_NL__2PRFIN20061030_175352_000000322052_00299_24401_3290.N1	30-OCT-2006 17:53:52	Dark	32.000	9	Alp Eri	0.45300	24000.	64	24401	No
110	GOM_NL__2PRFIN20061030_180513_000000402052_00299_24401_3291.N1	30-OCT-2006 18:05:13	Straylight	39.500	52	16Bet Cet	2.0370	4500.0	79	24401	No
111	GOM_NL__2PRFIN20061030_181443_000000292052_00299_24401_3292.N1	30-OCT-2006 18:14:43	Bright	29.000	140	88Gam Peg	2.8340	26000.	58	24401	No
112	GOM_NL__2PRFIN20061030_181834_000000312052_00299_24401_3293.N1	30-OCT-2006 18:18:34	Bright	31.000	58	21Alp And	2.0730	11000.	62	24401	No
113	GOM_NL__2PRFIN20061030_182008_000000332052_00299_24401_3294.N1	30-OCT-2006 18:20:08	Bright	32.500	53	43Bet And	2.0480	3300.0	65	24401	No
114	GOM_NL__2PRFIN20061030_182600_000000292052_00299_24401_3295.N1	30-OCT-2006 18:26:00	Bright	28.500	68	18Alp Cas	2.2250	4500.0	57	24401	No
115	GOM_NL__2PRFIN20061030_182712_000000292052_00299_24401_3296.N1	30-OCT-2006 18:27:12	Bright	29.000	76	27Gam Cas	2.3000	30000.	58	24401	No
116	GOM_NL__2PRFIN20061030_183516_000000312052_00299_24401_3297.N1	30-OCT-2006 18:35:16	Bright	30.500	49	1Alp UMi	1.9900	6300.0	61	24401	No
117	GOM_NL__2PRFIN20061030_183902_000000462052_00299_24401_3298.N1	30-OCT-2006 18:39:02	Bright	46.000	60	7Bet UMi	2.0810	3950.0	92	24401	No
118	GOM_NL__2PRFIN20061030_184456_000000312052_00299_24401_3299.N1	30-OCT-2006 18:44:56	Bright	31.000	32	77Eps UMa	1.7630	11000.	62	24401	No
119	GOM_NL__2PRFIN20061030_184612_000000302052_00299_24401_3300.N1	30-OCT-2006 18:46:12	Bright	30.000	39	85Eta UMa	1.8540	24000.	60	24401	No
120	GOM_NL__2PRFIN20061030_184950_000000292052_00299_24401_3301.N1	30-OCT-2006 18:49:50	Bright	28.500	152	12Alp2CVn	2.8900	11000.	57	24401	No
121	GOM_NL__2PRFIN20061030_185713_000000302052_00299_24401_3302.N1	30-OCT-2006 18:57:13	Bright	29.500	62	94Bet Leo	2.1360	9700.0	59	24401	No
122	GOM_NL__2PRFIN20061030_191548_000000362052_00299_24401_3303.N1	30-OCT-2006 19:15:48	Dark	35.500	113	Mu Vel	2.6920	5000.0	71	24401	No
123	GOM_NL__2PRFIN20061030_193304_000000302052_00300_24402_3289.N1	30-OCT-2006 19:33:04	Dark	30.000	143	Alp Hyi	2.8570	7200.0	60	24402	No
124	GOM_NL__2PRFIN20061030_193428_000000412052_00300_24402_3290.N1	30-OCT-2006 19:34:28	Dark	41.000	9	Alp Eri	0.45300	24000.	82	24402	No
125	GOM_NL__2PRFIN20061030_194549_000000392052_00300_24402_3291.N1	30-OCT-2006 19:45:49	Straylight	38.500	52	16Bet Cet	2.0370	4500.0	77	24402	No
126	GOM_NL__2PRFIN20061030_195519_000000292052_00300_24402_3292.N1	30-OCT-2006 19:55:19	Bright	29.000	140	88Gam Peg	2.8340	26000.	58	24402	No
127	GOM_NL__2PRFIN20061030_195911_000000302052_00300_24402_3293.N1	30-OCT-2006 19:59:11	Bright	29.500	58	21Alp And	2.0730	11000.	59	24402	No
128	GOM_NL__2PRFIN20061030_200044_000000322052_00300_24402_3294.N1	30-OCT-2006 20:00:44	Bright	32.000	53	43Bet And	2.0480	3300.0	64	24402	No
129	GOM_NL__2PRFIN20061030_200635_000000322052_00300_24402_3295.N1	30-OCT-2006 20:06:35	Bright	32.000	68	18Alp Cas	2.2250	4500.0	64	24402	No
130	GOM_NL__2PRFIN20061030_200748_000000302052_00300_24402_3296.N1	30-OCT-2006 20:07:48	Bright	30.000	76	27Gam Cas	2.3000	30000.	60	24402	No
131	GOM_NL__2PRFIN20061030_201552_000000302052_00300_24402_3297.N1	30-OCT-2006 20:15:52	Bright	29.500	49	1Alp UMi	1.9900	6300.0	59	24402	No
132	GOM_NL__2PRFIN20061030_201938_000000312052_00300_24402_3298.N1	30-OCT-2006 20:19:38	Bright	30.500	60	7Bet UMi	2.0810	3950.0	61	24402	No
133	GOM_NL__2PRFIN20061030_202533_000000292052_00300_24402_3299.N1	30-OCT-2006 20:25:33	Bright	28.500	32	77Eps UMa	1.7630	11000.	57	24402	No
134	GOM_NL__2PRFIN20061030_202648_000000292052_00300_24402_3300.N1	30-OCT-2006 20:26:48	Bright	29.000	39	85Eta UMa	1.8540	24000.	58	24402	No
135	GOM_NL__2PRFIN20061030_203026_000000462052_00300_24402_3301.N1	30-OCT-2006 20:30:26	Bright	46.000	152	12Alp2CVn	2.8900	11000.	92	24402	No
136	GOM_NL__2PRFIN20061030_203749_000000302052_00300_24402_3302.N1	30-OCT-2006 20:37:49	Bright	30.000	62	94Bet Leo	2.1360	9700.0	60	24402	No
137	GOM_NL__2PRFIN20061030_205625_000000322052_00300_24402_3303.N1	30-OCT-2006 20:56:25	Dark	32.000	113	Mu Vel	2.6920	5000.0	64	24402	No
138	GOM_NL__2PRFIN20061030_210006_000000352052_00301_24403_3289.N1	30-OCT-2006 21:00:06	Dark	35.000	91	Kap Vel	2.4900	26000.	70	24403	No
139	GOM_NL__2PRFIN20061030_211341_000000322052_00301_24403_3290.N1	30-OCT-2006 21:13:41	Dark	32.000	143	Alp Hyi	2.8570	7200.0	64	24403	No
140	GOM_NL__2PRFIN20061030_211504_000000362052_00301_24403_3291.N1	30-OCT-2006 21:15:04	Dark	36.000	9	Alp Eri	0.45300	24000.	72	24403	No
141	GOM_NL__2PRFIN20061030_212625_000000382052_00301_24403_3292.N1	30-OCT-2006 21:26:25	Straylight	37.500	52	16Bet Cet	2.0370	4500.0	75	24403	No
142	GOM_NL__2PRFIN20061030_213555_000000302052_00301_24403_3293.N1	30-OCT-2006 21:35:55	Bright	29.500	140	88Gam Peg	2.8340	26000.	59	24403	No
143	GOM_NL__2PRFIN20061030_213947_000000302052_00301_24403_3294.N1	30-OCT-2006 21:39:47	Bright	30.000	58	21Alp And	2.0730	11000.	60	24403	No
144	GOM_NL__2PRFIN20061030_214120_000000312052_00301_24403_3295.N1	30-OCT-2006 21:41:20	Bright	31.000	53	43Bet And	2.0480	3300.0	62	24403	No
145	GOM_NL__2PRFIN20061030_214712_000000312052_00301_24403_3296.N1	30-OCT-2006 21:47:12	Bright	30.500	68	18Alp Cas	2.2250	4500.0	61	24403	No
146	GOM_NL__2PRFIN20061030_214824_000000322052_00301_24403_3297.N1	30-OCT-2006 21:48:24	Bright	31.500	76	27Gam Cas	2.3000	30000.	63	24403	No
147	GOM_NL__2PRFIN20061030_215628_000000302052_00301_24403_3298.N1	30-OCT-2006 21:56:28	Bright	29.500	49	1Alp UMi	1.9900	6300.0	59	24403	No
148	GOM_NL__2PRFIN20061030_220015_000000282052_00301_24403_3299.N1	30-OCT-2006 22:00:15	Bright	28.000	60	7Bet UMi	2.0810	3950.0	56	24403	No
149	GOM_NL__2PRFIN20061030_220609_000000302052_00301_24403_3300.N1	30-OCT-2006 22:06:09	Bright	30.000	32	77Eps UMa	1.7630	11000.	60	24403	No
150	GOM_NL__2PRFIN20061030_220724_000000312052_00301_24403_3301.N1	30-OCT-2006 22:07:24	Bright	31.000	39	85Eta UMa	1.8540	24000.	62	24403	No
151	GOM_NL__2PRFIN20061030_221826_000000282052_00301_24403_3302.N1	30-OCT-2006 22:18:26	Bright	28.000	62	94Bet Leo	2.1360	9700.0	56	24403	No
152	GOM_NL__2PRFIN20061030_223701_000000342052_00301_24403_3303.N1	30-OCT-2006 22:37:01	Dark	33.500	113	Mu Vel	2.6920	5000.0	67	24403	No
153	GOM_NL__2PRFIN20061030_224043_000000332052_00302_24404_3289.N1	30-OCT-2006 22:40:43	Dark	33.000	91	Kap Vel	2.4900	26000.	66	24404	No
154	GOM_NL__2PRFIN20061030_225417_000000312052_00302_24404_3290.N1	30-OCT-2006 22:54:17	Dark	31.000	143	Alp Hyi	2.8570	7200.0	62	24404	No
155	GOM_NL__2PRFIN20061030_225540_000000322052_00302_24404_3291.N1	30-OCT-2006 22:55:40	Dark	31.500	9	Alp Eri	0.45300	24000.	63	24404	No
156	GOM_NL__2PRFIN20061030_230701_000000342052_00302_24404_3292.N1	30-OCT-2006 23:07:01	Straylight	33.500	52	16Bet Cet	2.0370	4500.0	67	24404	No
157	GOM_NL__2PRFIN20061030_231631_000000302052_00302_24404_3293.N1	30-OCT-2006 23:16:31	Bright	30.000	140	88Gam Peg	2.8340	26000.	60	24404	No
158	GOM_NL__2PRFIN20061030_232023_000000302052_00302_24404_3294.N1	30-OCT-2006 23:20:23	Bright	30.000	58	21Alp And	2.0730	11000.	60	24404	No
159	GOM_NL__2PRFIN20061030_232155_000000342052_00302_24404_3295.N1	30-OCT-2006 23:21:55	Bright	33.500	53	43Bet And	2.0480	3300.0	67	24404	No
160	GOM_NL__2PRFIN20061030_232747_000000292052_00302_24404_3296.N1	30-OCT-2006 23:27:47	Bright	28.500	68	18Alp Cas	2.2250	4500.0	57	24404	No

161	GOM_NL__2PRFIN20061030_232900_000000302052_00302_24404_3297.N1	30-OCT-2006 23:29:00	Bright	29.500	76	27Gam Cas	2.3000	30000.	59	24404	No
162	GOM_NL__2PRFIN20061030_233704_000000302052_00302_24404_3298.N1	30-OCT-2006 23:37:04	Bright	30.000	49	1Alp UMi	1.9900	6300.0	60	24404	No
163	GOM_NL__2PRFIN20061030_234050_000000352052_00302_24404_3299.N1	30-OCT-2006 23:40:50	Bright	34.500	60	7Bet UMi	2.0810	3950.0	69	24404	No
164	GOM_NL__2PRFIN20061030_234645_000000312052_00302_24404_3300.N1	30-OCT-2006 23:46:45	Bright	30.500	32	77Eps UMa	1.7630	11000.	61	24404	No
165	GOM_NL__2PRFIN20061030_234801_000000292052_00302_24404_3301.N1	30-OCT-2006 23:48:01	Bright	28.500	39	85Eta UMa	1.8540	24000.	57	24404	No
166	GOM_NL__2PRFIN20061030_235138_000000292052_00302_24404_3302.N1	30-OCT-2006 23:51:38	Bright	28.500	152	12Alp2CVn	2.8900	11000.	57	24404	No
167	GOM_NL__2PRFIN20061030_235901_000000292052_00302_24404_3303.N1	30-OCT-2006 23:59:01	Bright	28.500	62	94Bet Leo	2.1360	9700.0	57	24404	No

3. Quality information per product

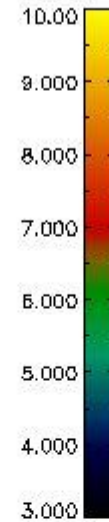
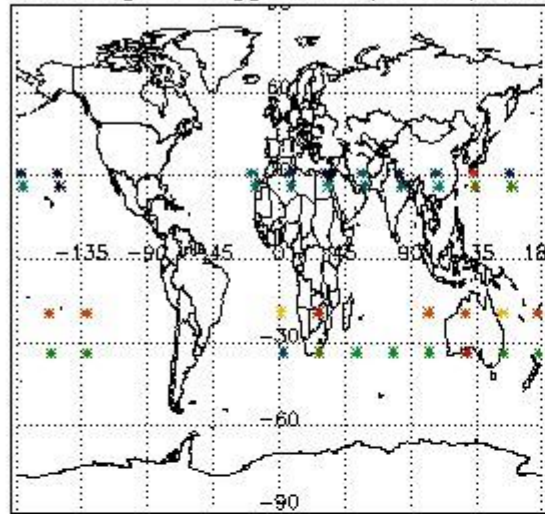
In this section it is plotted some information contained in the Quality Summary data set of the level 2 products. Only products in dark limb conditions and without errors (error flag in the MPH set to "0") are used.

3.1 Plot quality information per product (time dependant)

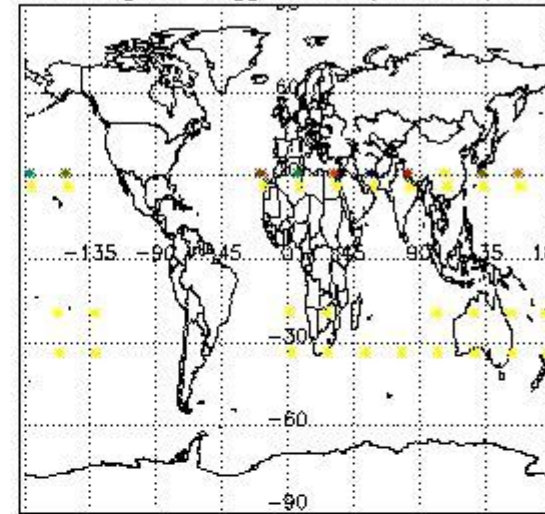


3.2 Plot quality information per product (world map)

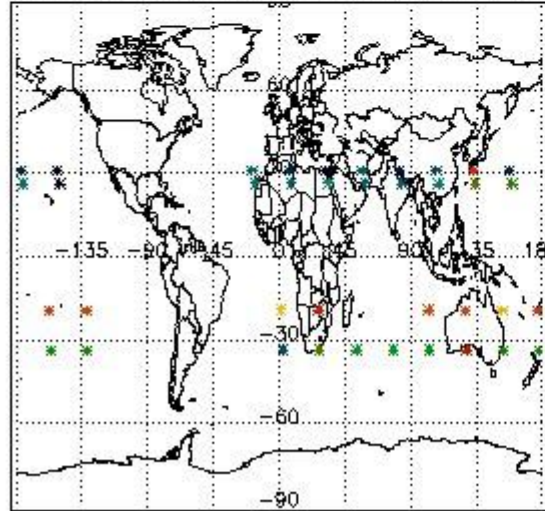
Percentage of flagged data per O3 profile



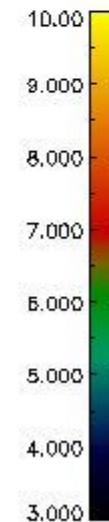
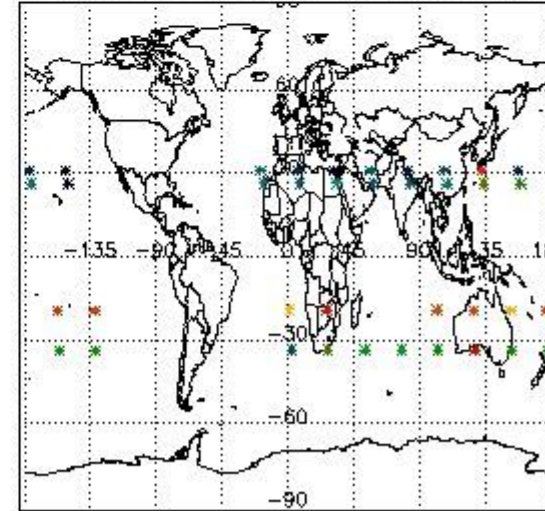
Percentage of flagged data per H2O profile



Percentage of flagged data per NO2 profile



Percentage of flagged data per NO3 profile

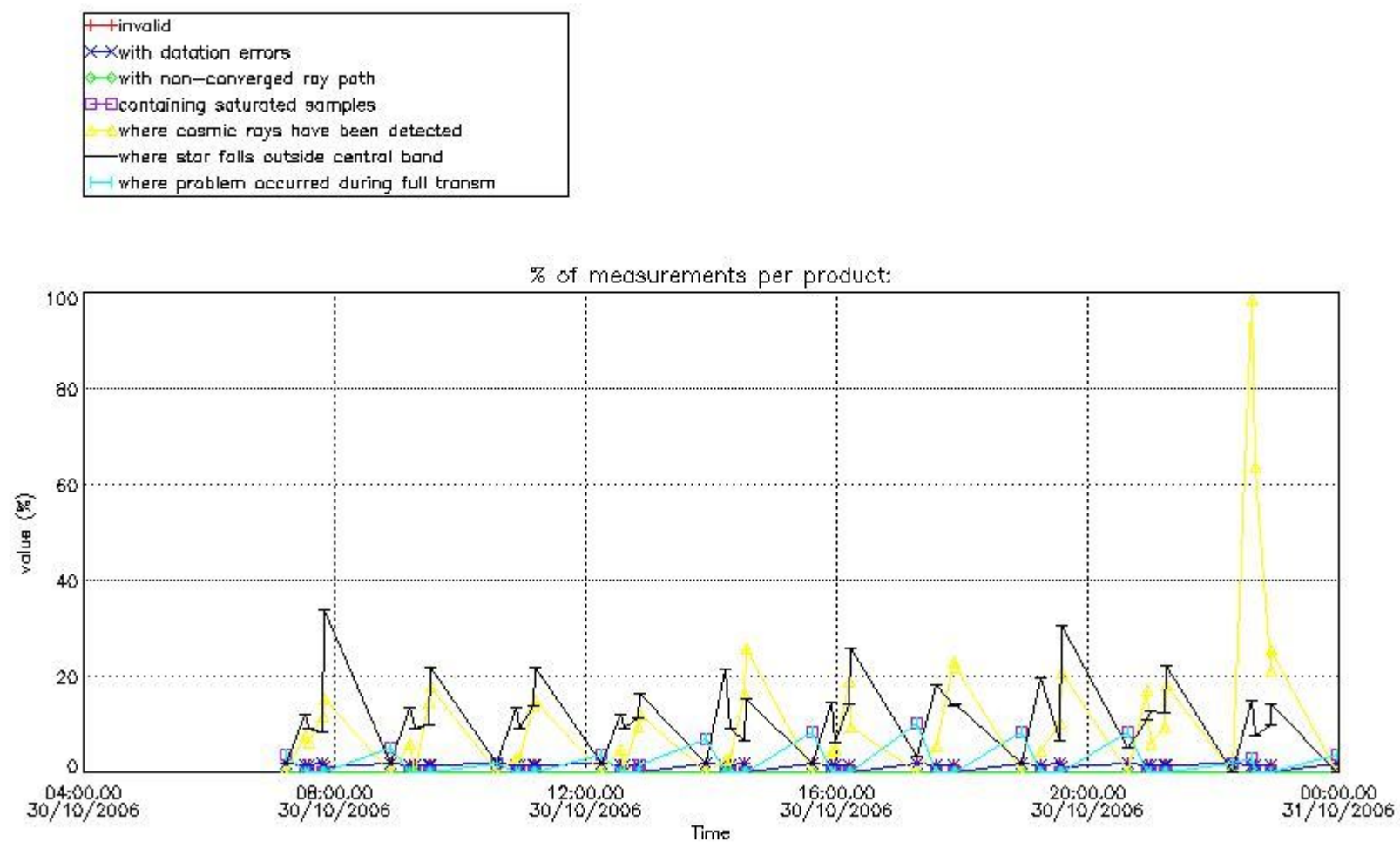


4. Level 1 quality information per product

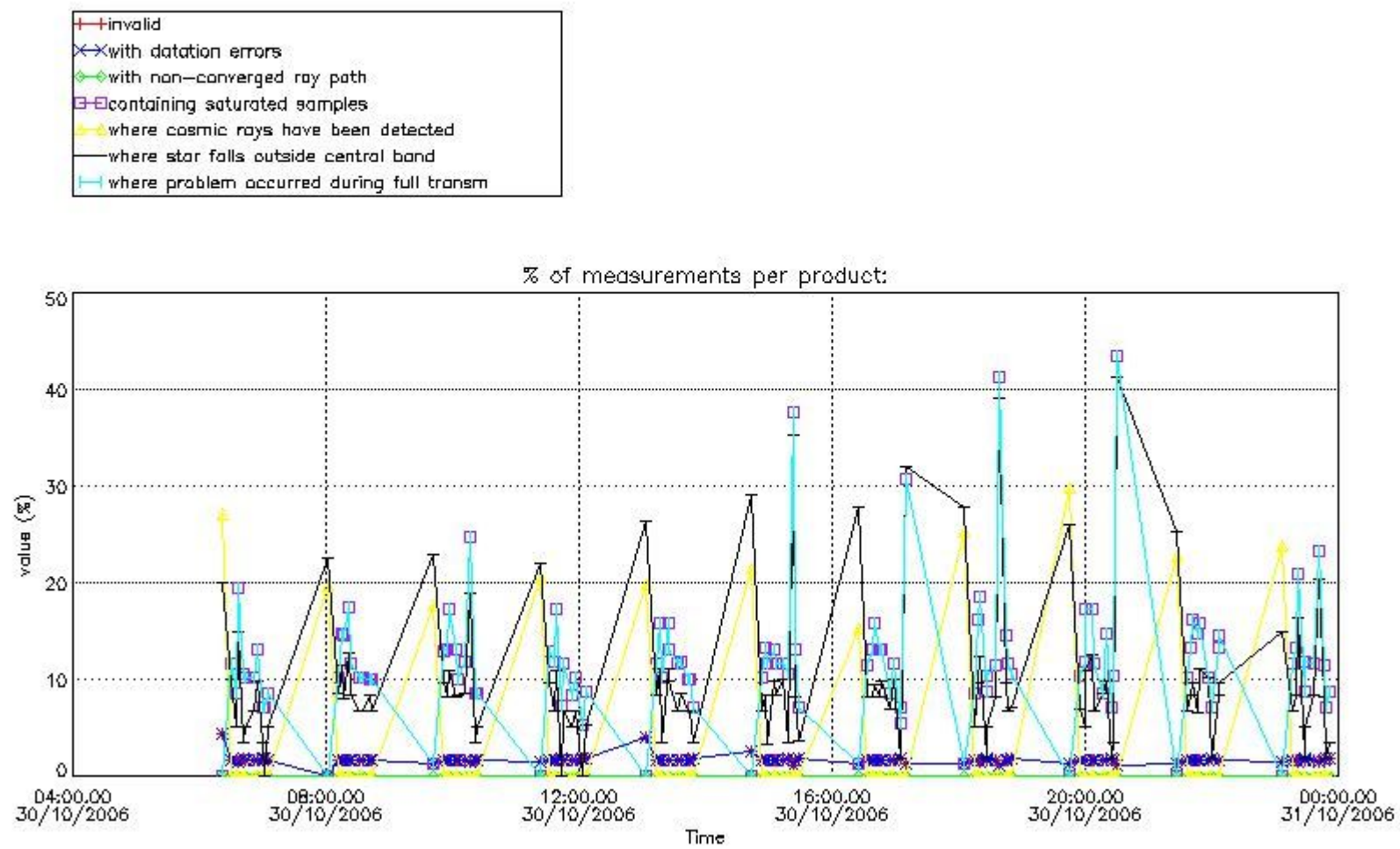
In this section it is plotted some information contained in the Quality Summary data set of the level 2 products that comes from the level 1b processing. Products without errors (error flag in the MPH set to "0") are used.

4.1 Plot quality information per product (time dependant) coming from level 1b processing

4.1.1 Plot level 1 quality information per product (time dependant): ENVISAT ASCENDING passes

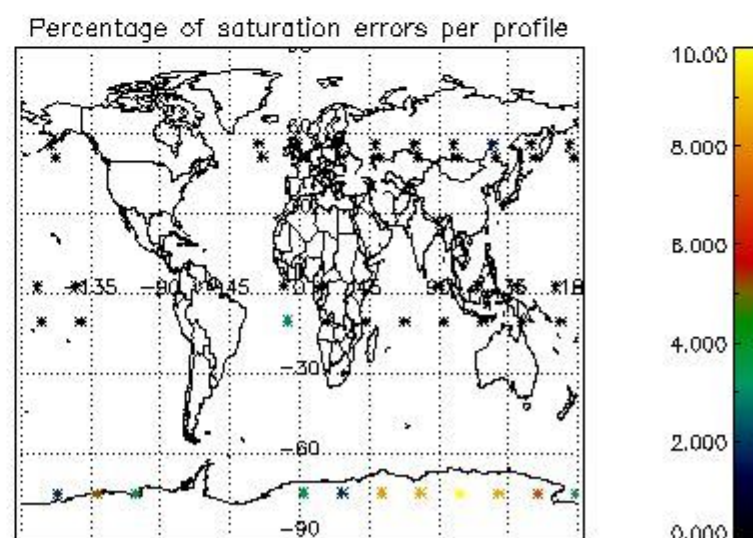
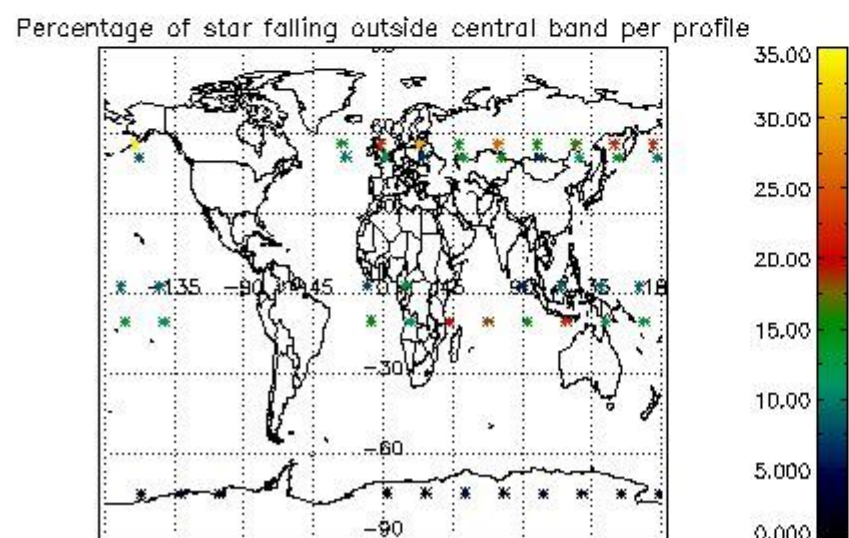
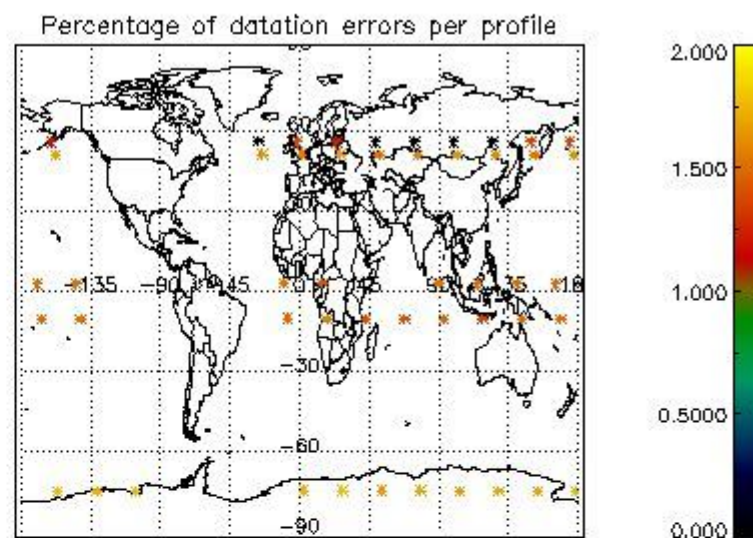
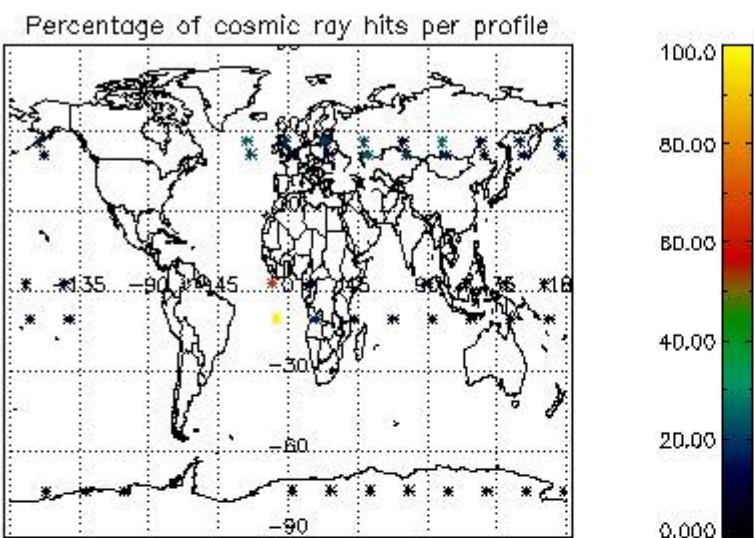


4.1.2 Plot level 1 quality information per product (time dependant): ENVI SAT DESCENDING passes

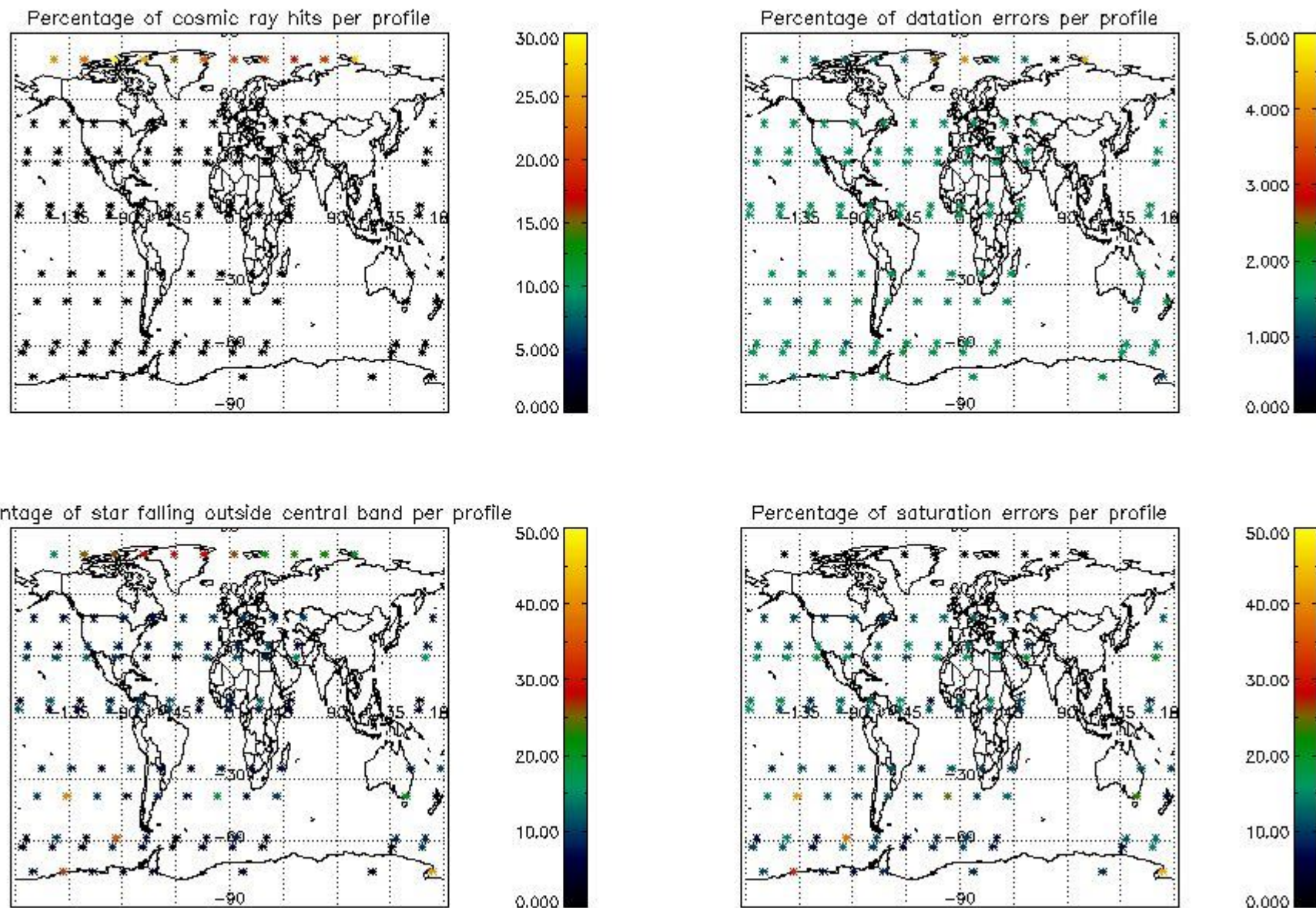


4.2 Plot quality information per product coming from level 1b processing (world map)

4.2.1 Plot level 1 quality information per product (world map): ENVISAT ASCENDING passes



4.2.2 Plot level 1 quality information per product (world map): ENVISAT DESCENDING passes



5. Trace gas profiles

5.1 Ozone statistics based on quality of products

The final quality of the products can be "measured" using the STD (Standard Deviation) attached to every point profile. This information is written to the parameter GOM_NL__2P/NL_LOCAL_SPECIES_DENSITY/o3_std of the level 2 products. The table below shows the statistics for given STD ranges.

The statistics are given with respect to the overall valid production:

- Products without fatal errors: GOM_NL__2P/MPH/PRODUCT_ERR=0
- Valid point profile: GOM_NL__2P/NL_LOCAL_SPECIES_DENSITY/pcd(0)=0

The 'Criteria' is applied to valid points of dark limb products:

- Products in dark limb illumination condition: GOM_NL__2P/NL_SUMMARY_QUALITY/obs_ill_cond=0
- Products without fatal errors: GOM_NL__2P/MPH/PRODUCT_ERR=0
- Valid point profile: GOM_NL__2P/NL_LOCAL_SPECIES_DENSITY/pcd(0)=0

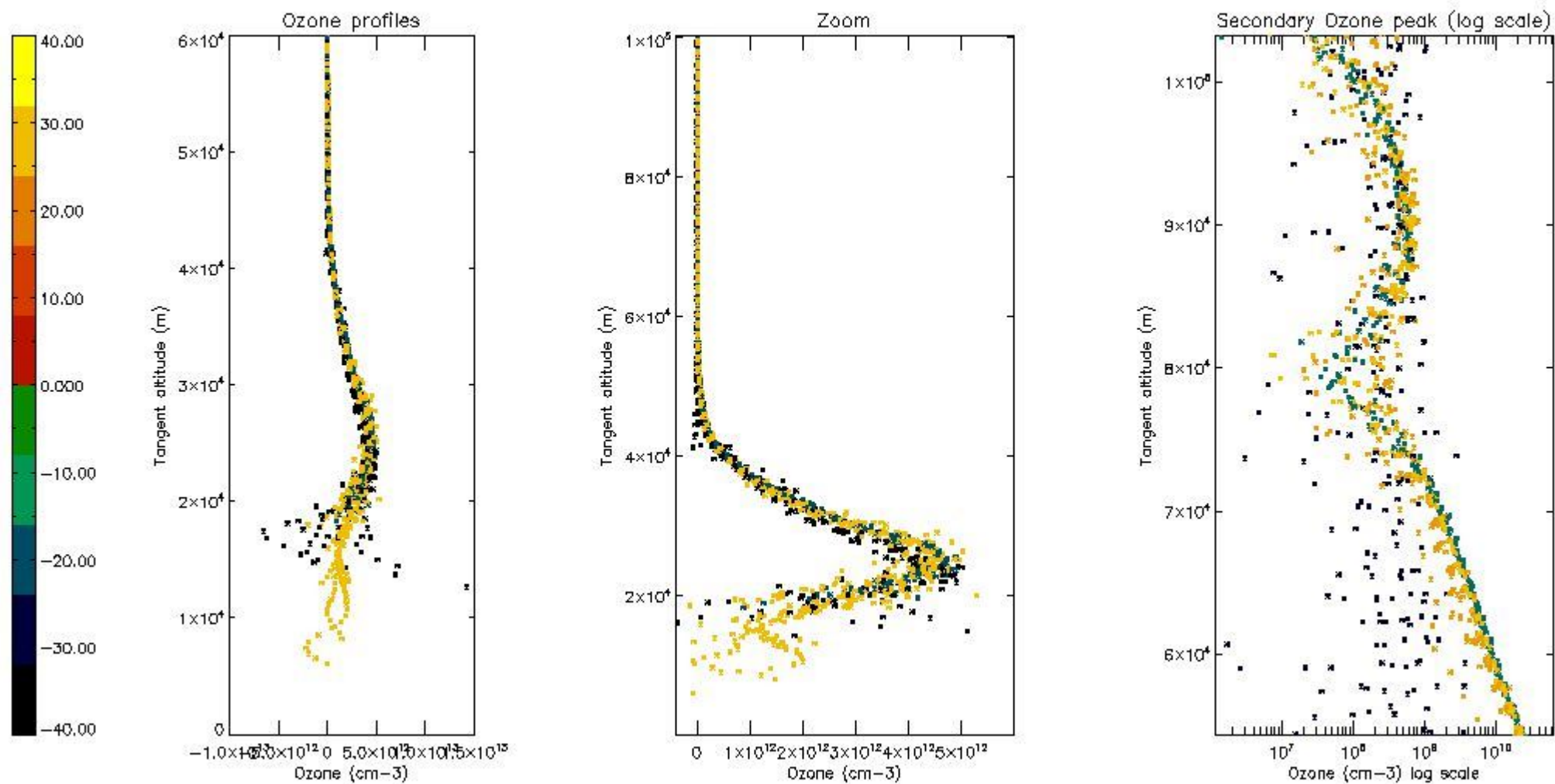
So, the table below shows the percentage of dark limb and valid observations for each criteria with respect to the overall valid daily observations.

Criteria	% of total production
All STD	25
STD < 20	15

STD < 10	11
STD < 5	7

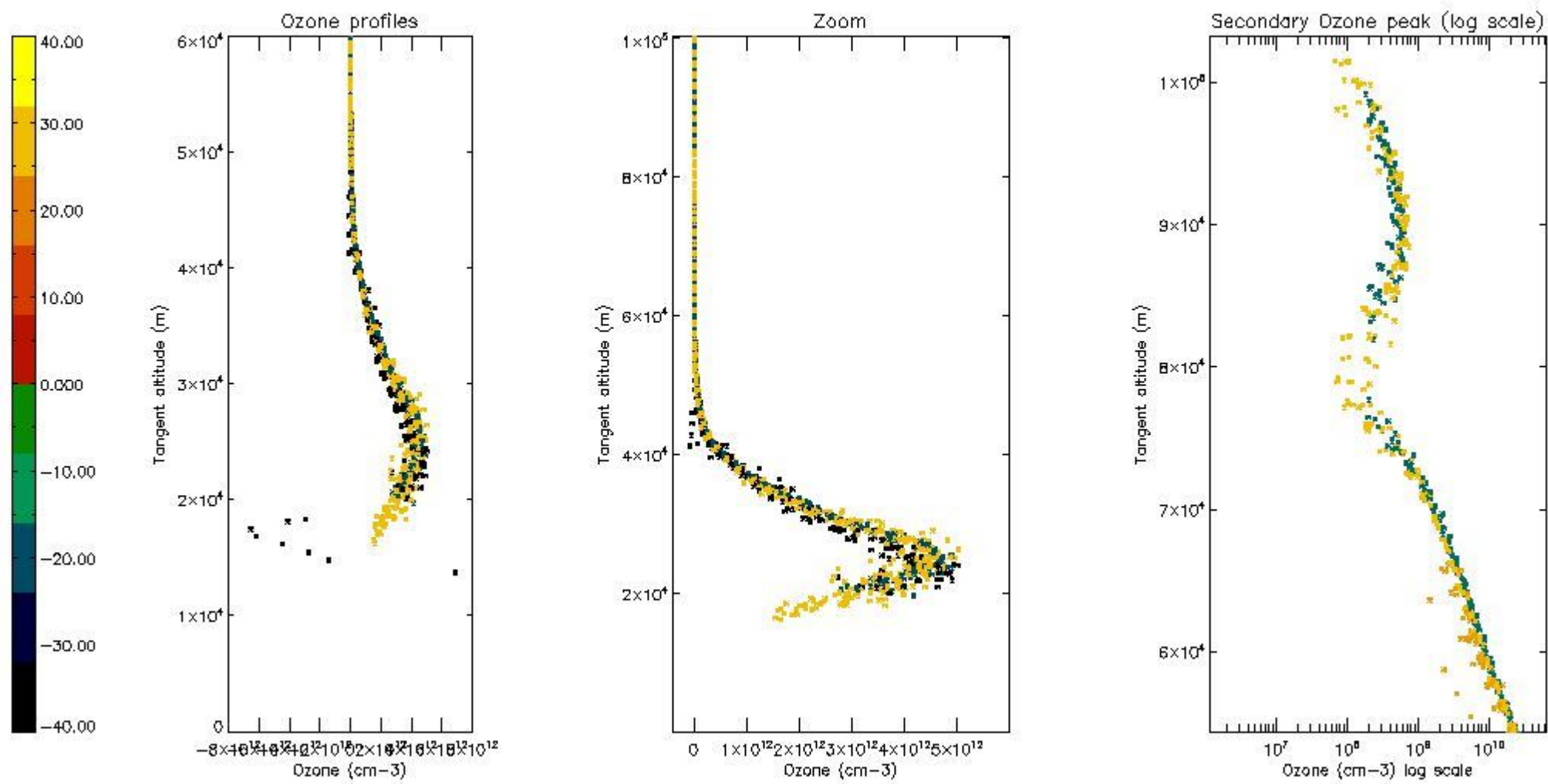
5.2 Plot ozone profiles for all STD (dark without errors)

The colorbar represents the latitude.



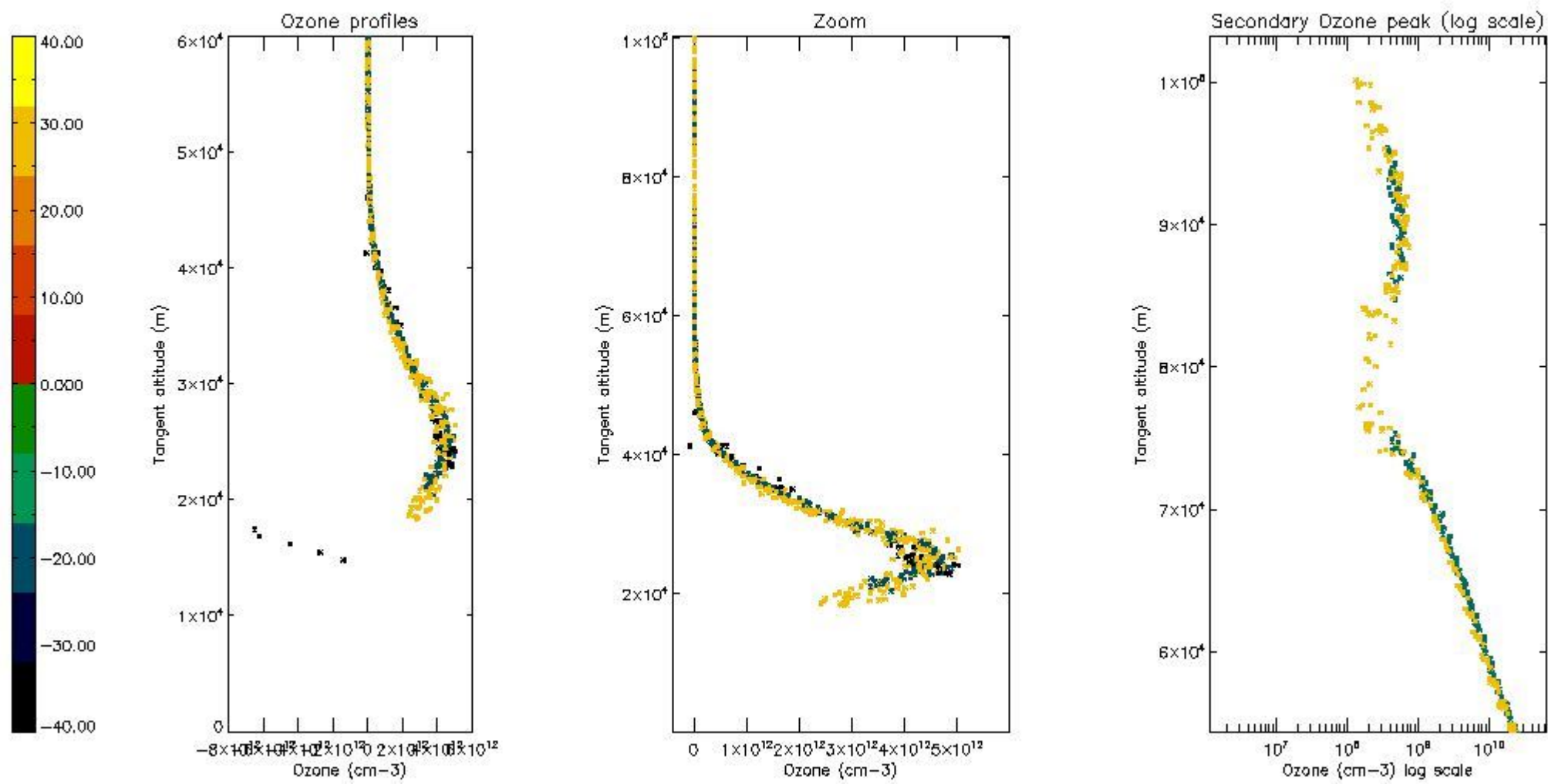
5.3 Plot ozone profiles where STD < 20% (dark without errors)

The colorbar represents the latitude.



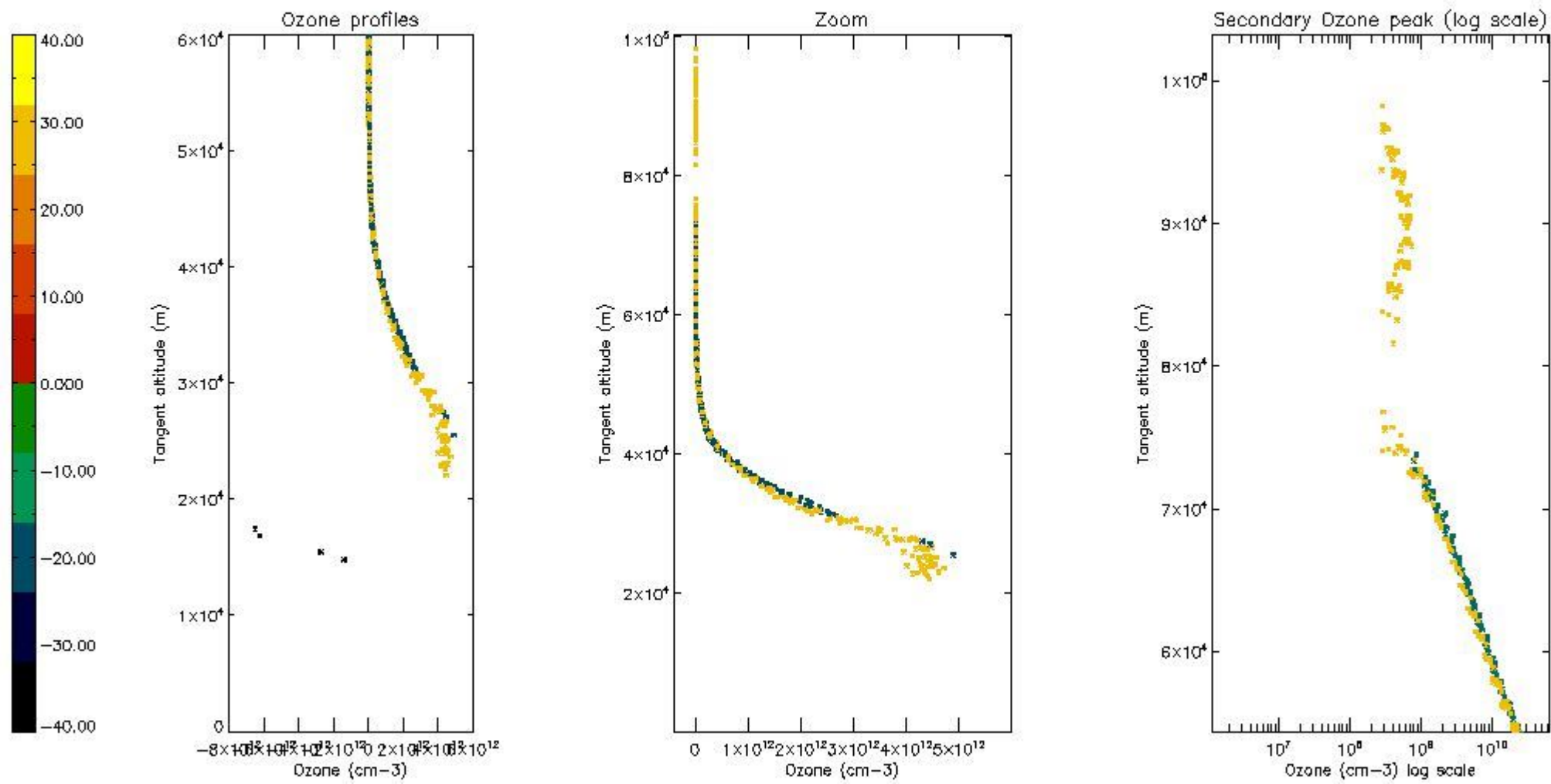
5.4 Plot ozone profiles where STD < 10% (dark without errors)

The colorbar represents the latitude.



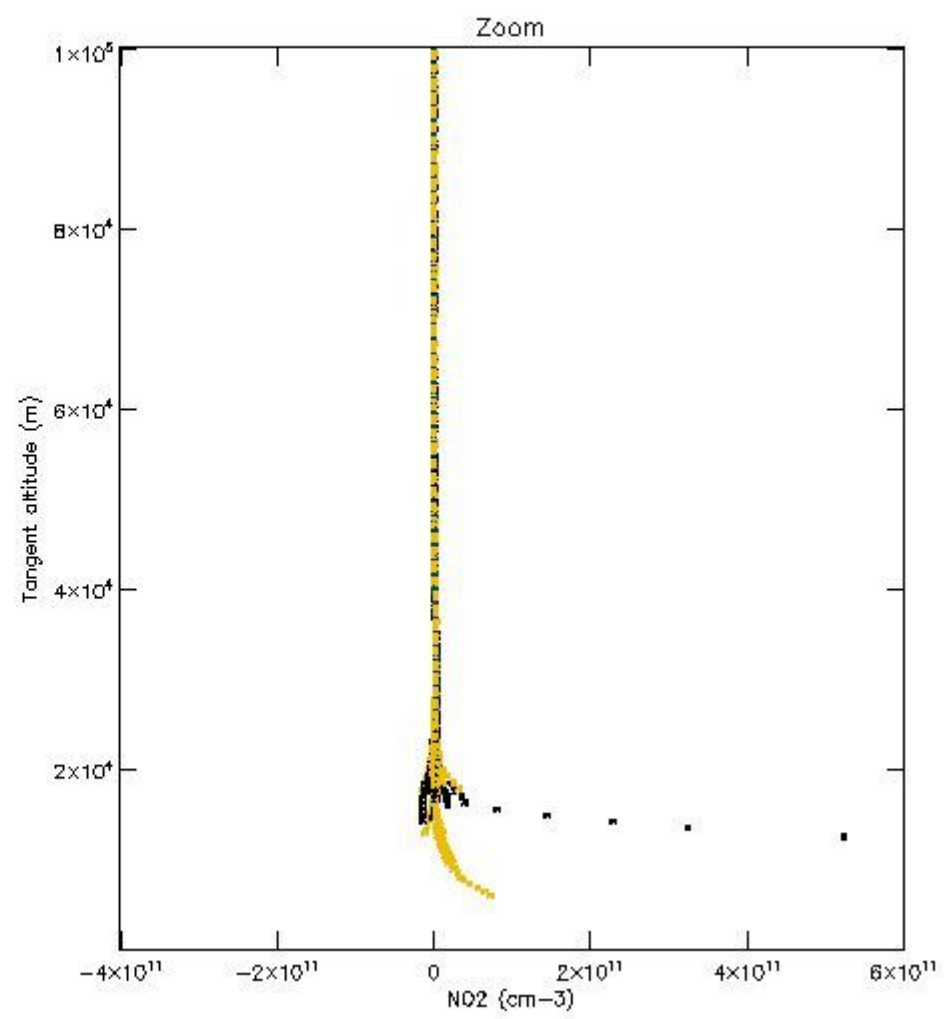
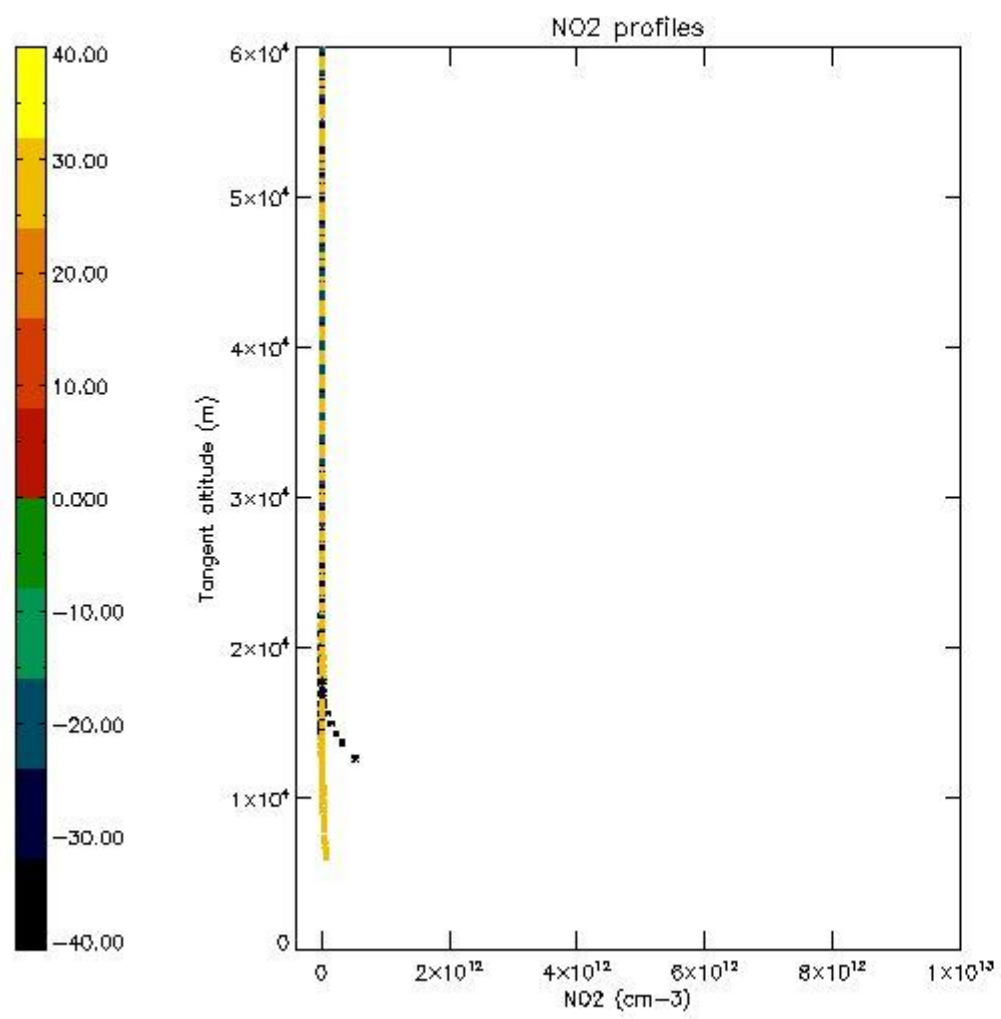
5.5 Plot ozone profiles where STD < 5% (dark without errors)

The colorbar represents the latitude.



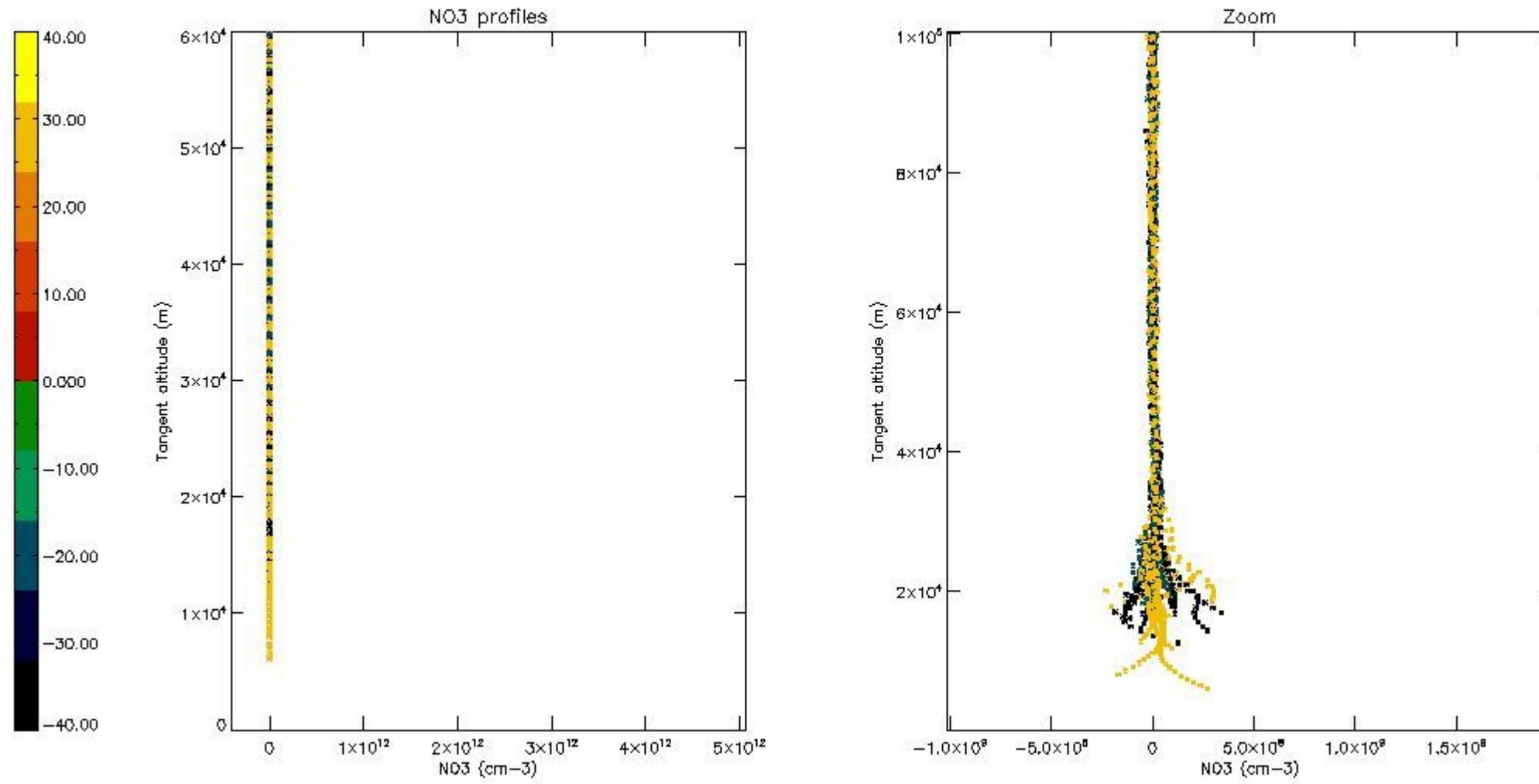
5.6 Plot NO₂ profiles for all STD (dark without errors)

The colorbar represents the latitude.



5.7 Plot NO3 profiles for all STD (dark without errors)

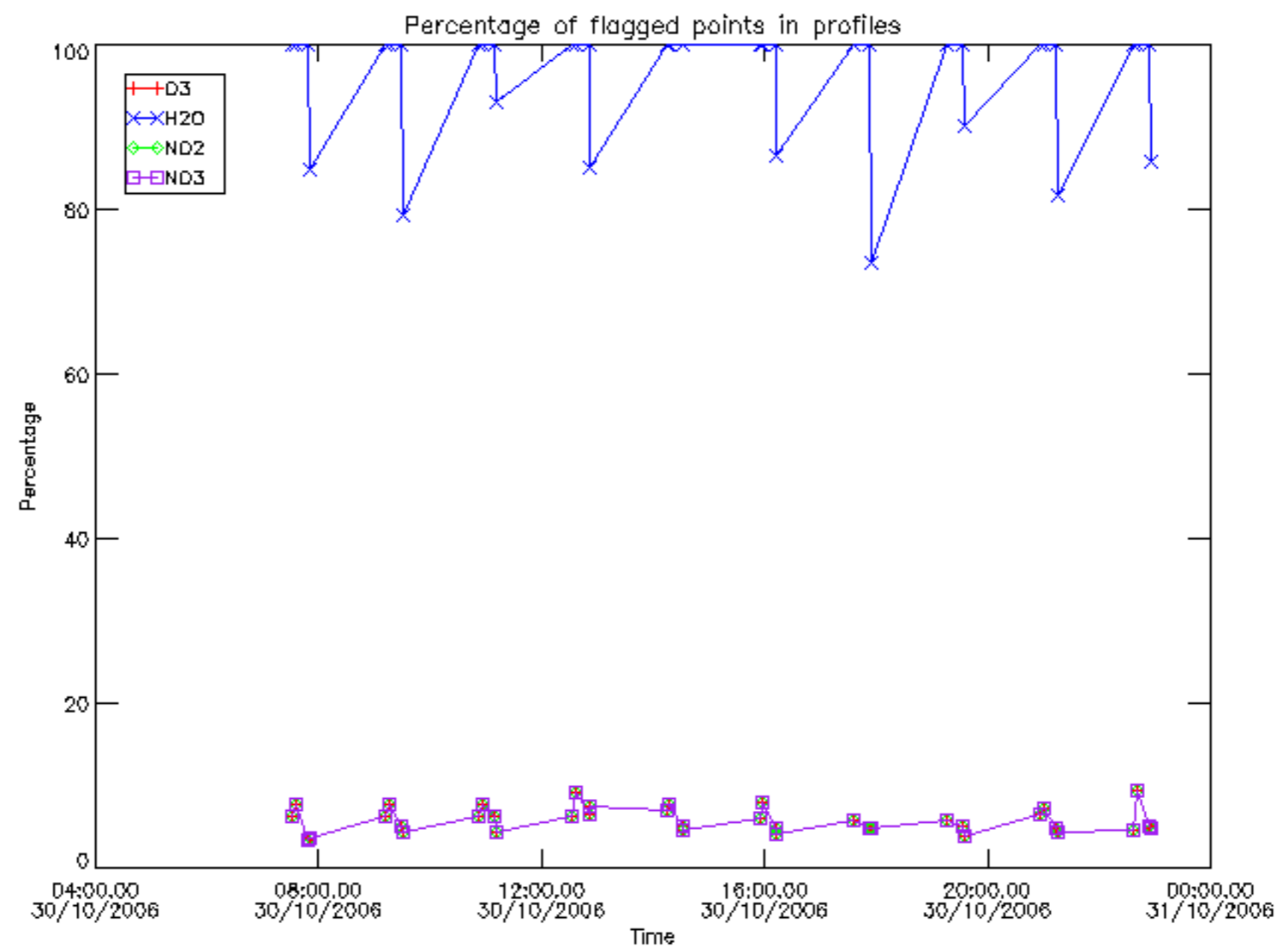
The colorbar represents the latitude.



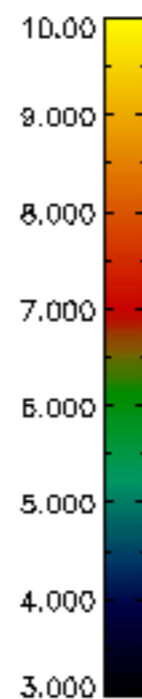
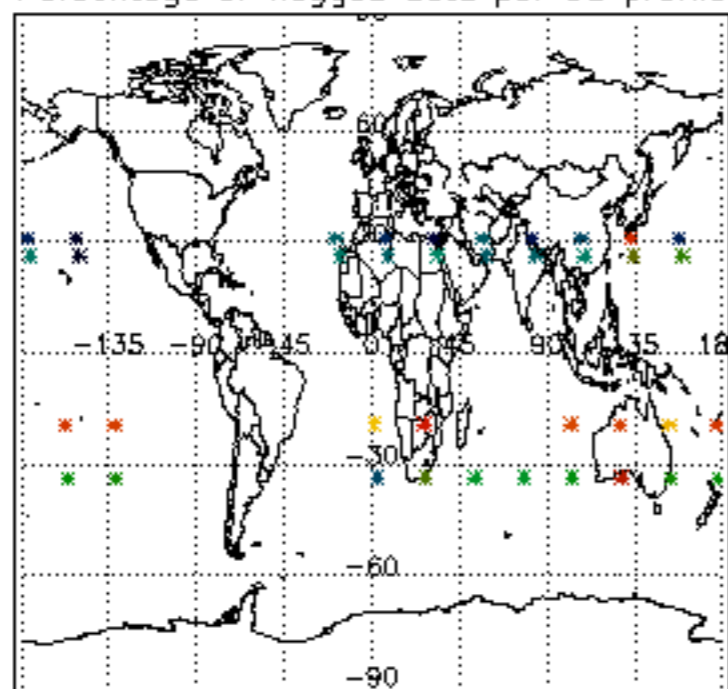
6. Auxiliary Data Files used for the production reported in section 2

The number reported in the third column indicates since which file (see list in section 2) the corresponding auxiliary file has been used. The fourth column is the date of those product files.

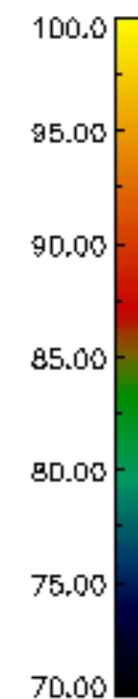
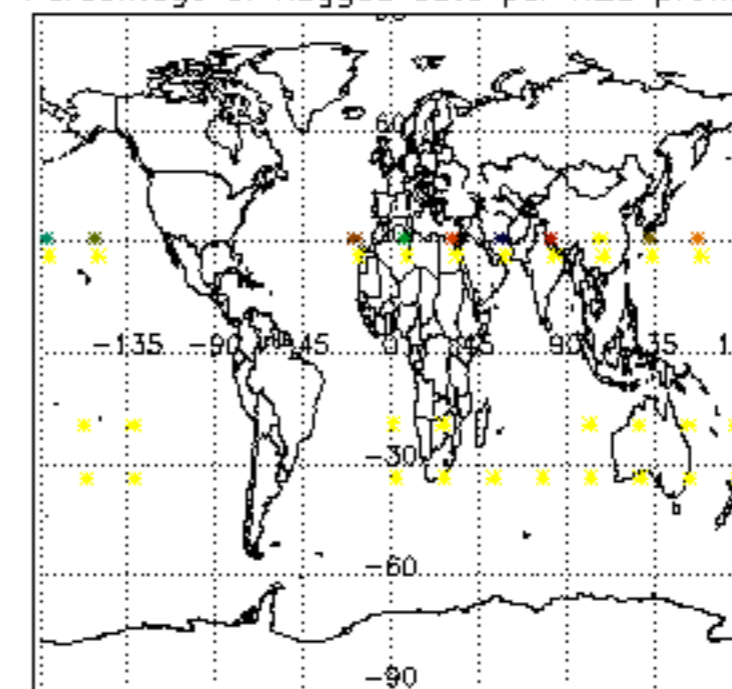
Type	Auxiliary Filename	Used since product	Used since product date
INST_PHYS_CHARACTERISTICS	GOM_INS_AXVIEC20091111_143220_20030716_120000_20500101_000000	1	30-OCT-2006 06:21:00
LEVEL-2_PROC_CONFIG	GOM_PR2_AXVIEC20091111_152718_20020301_000000_20500101_000000	1	30-OCT-2006 06:21:00
CROSS_SECTIONS_FILE	GOM_CRS_AXVIEC20091111_154832_20020301_000000_20500101_000000	1	30-OCT-2006 06:21:00



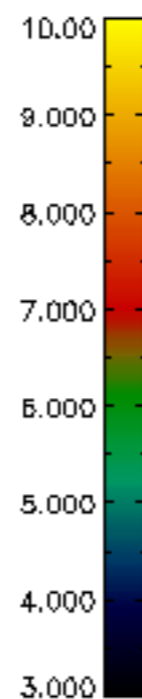
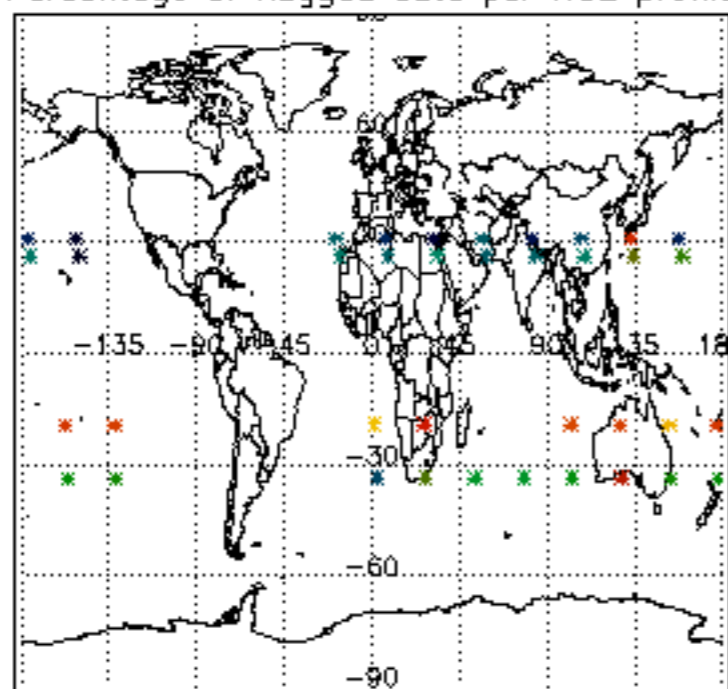
Percentage of flagged data per D3 profile



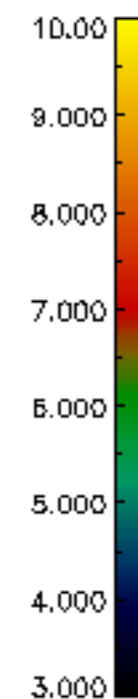
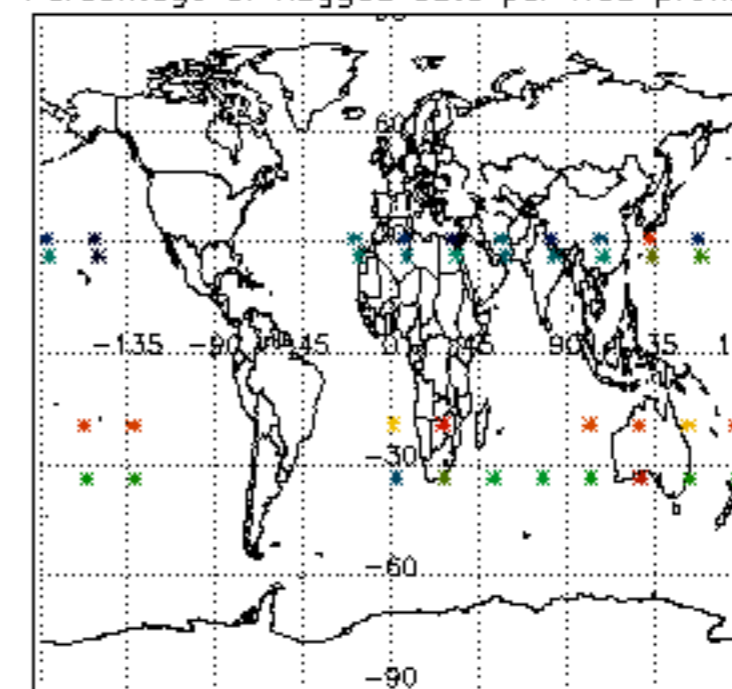
Percentage of flagged data per H2O profile

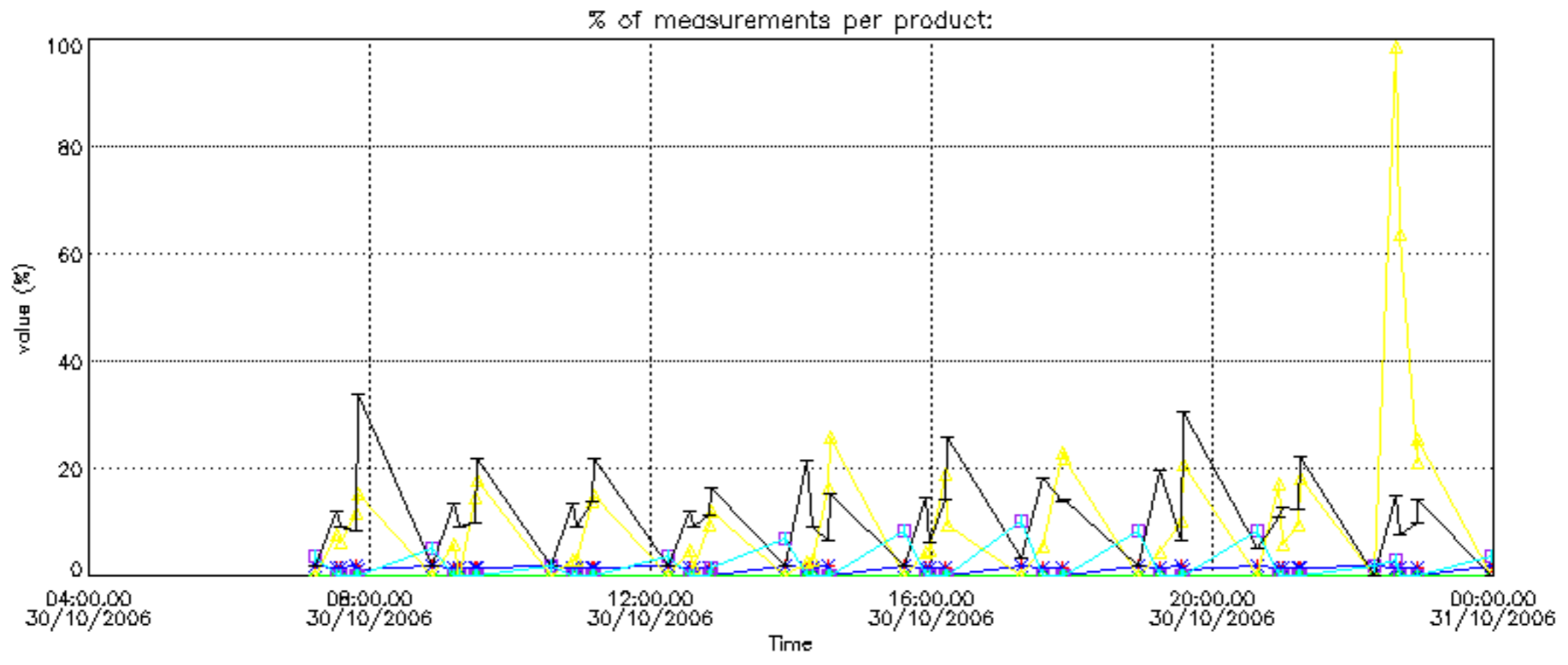


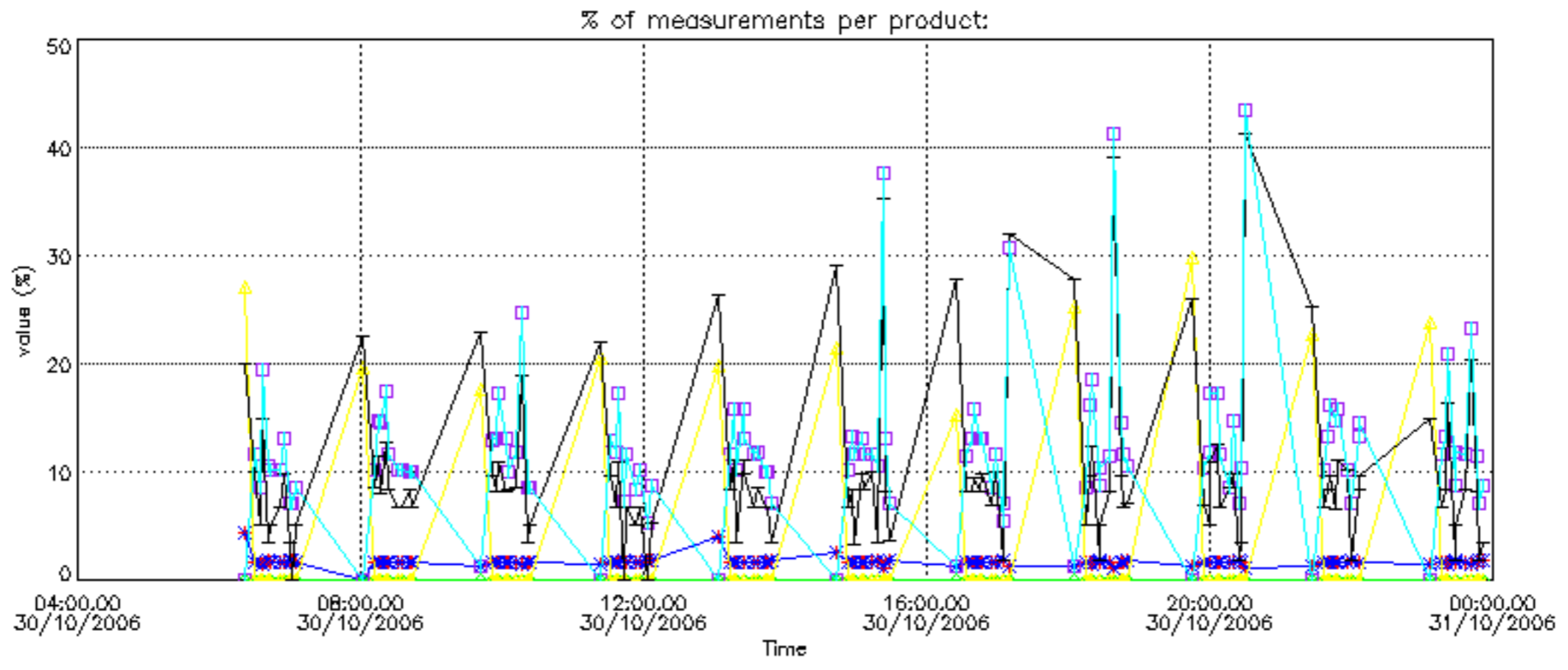
Percentage of flagged data per NO2 profile



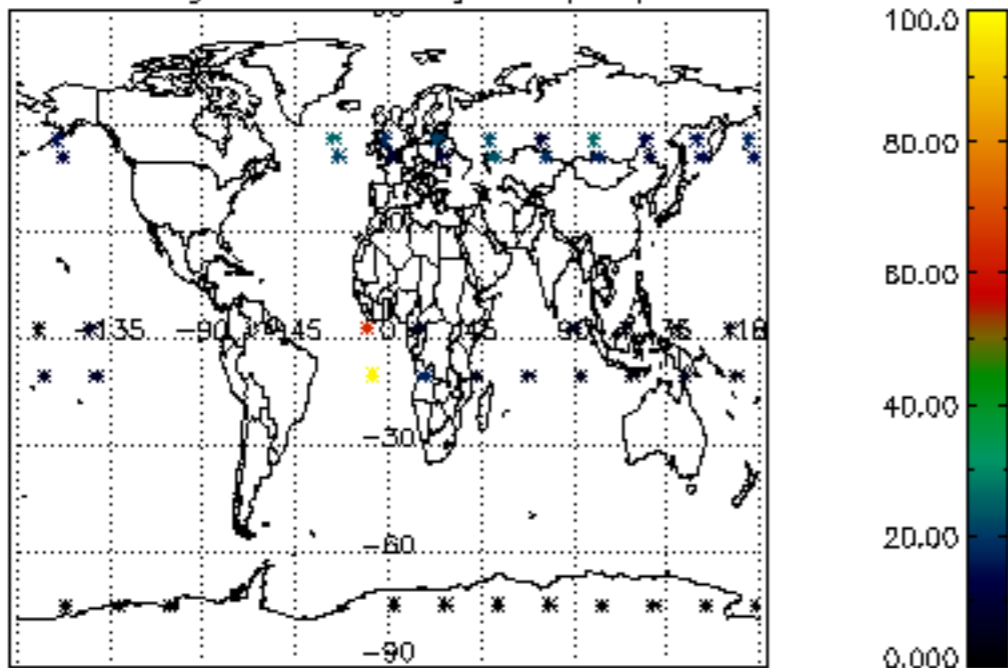
Percentage of flagged data per NO3 profile



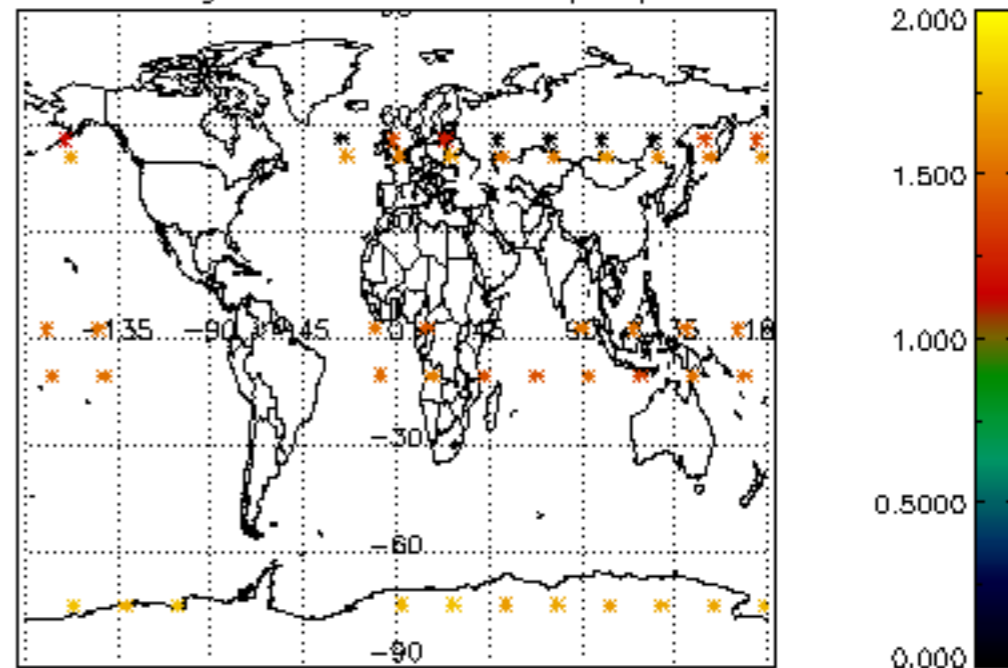




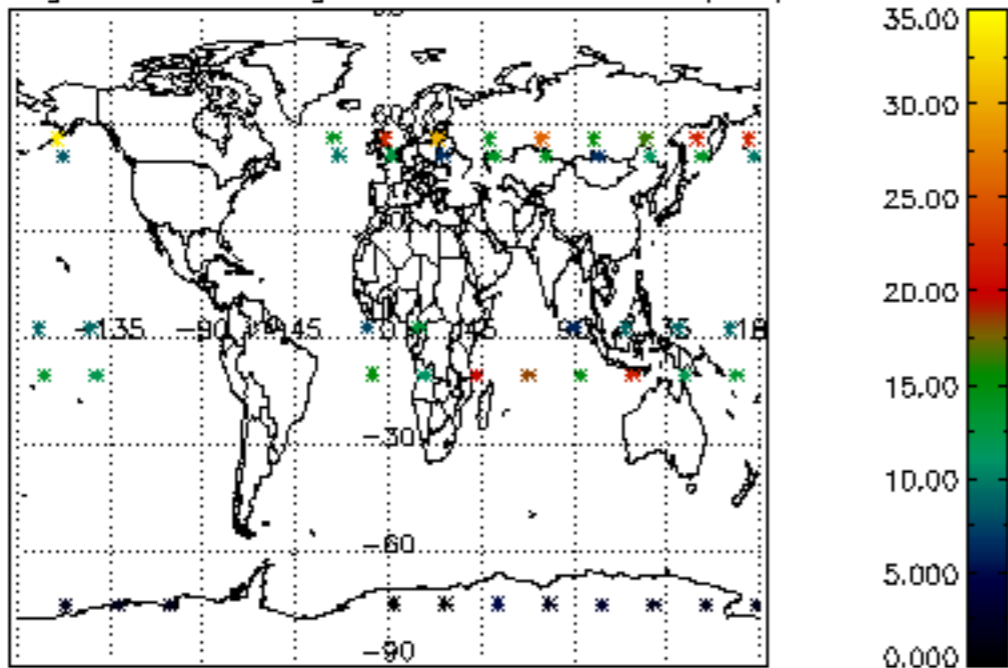
Percentage of cosmic ray hits per profile



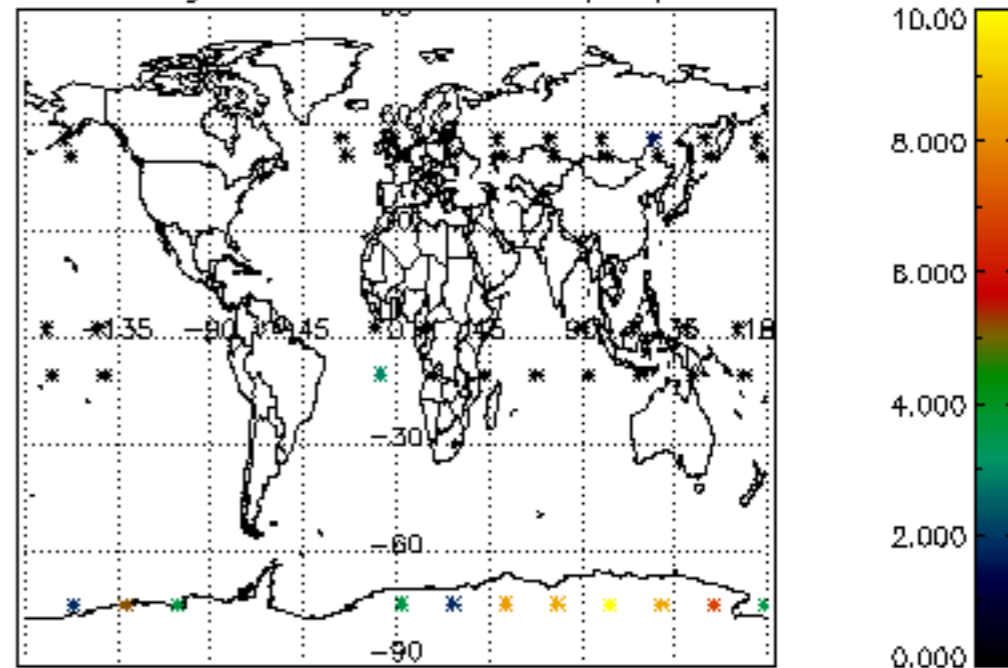
Percentage of datation errors per profile



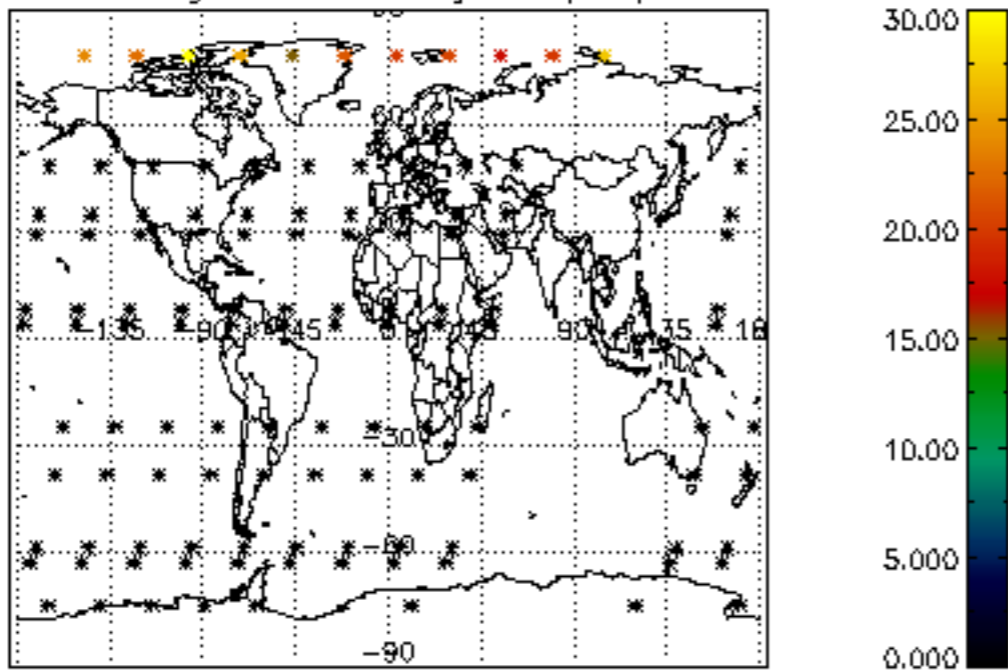
Percentage of star falling outside central band per profile



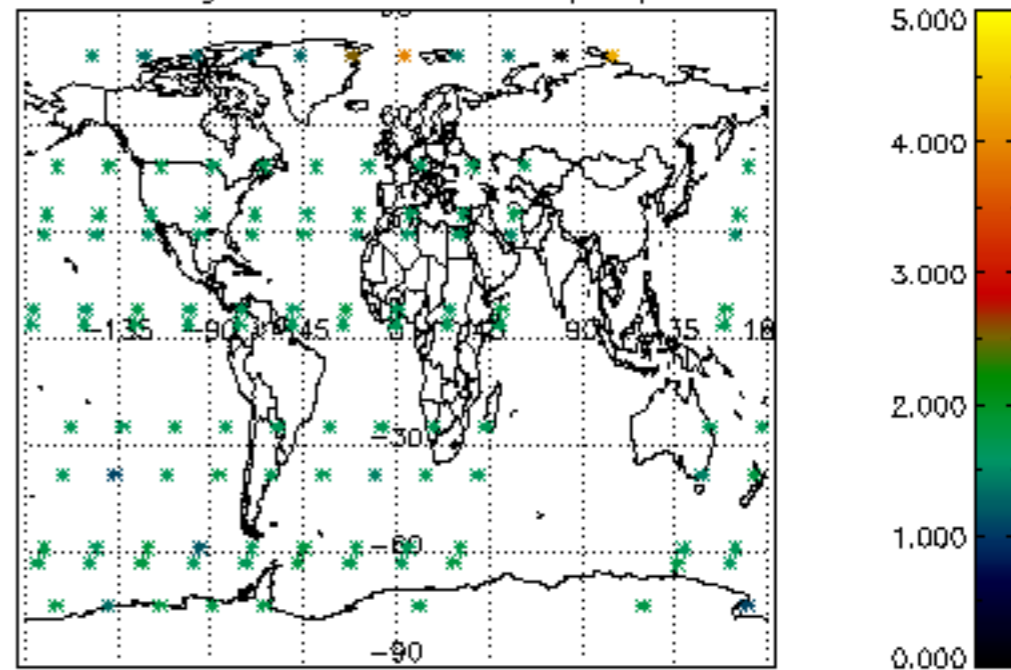
Percentage of saturation errors per profile



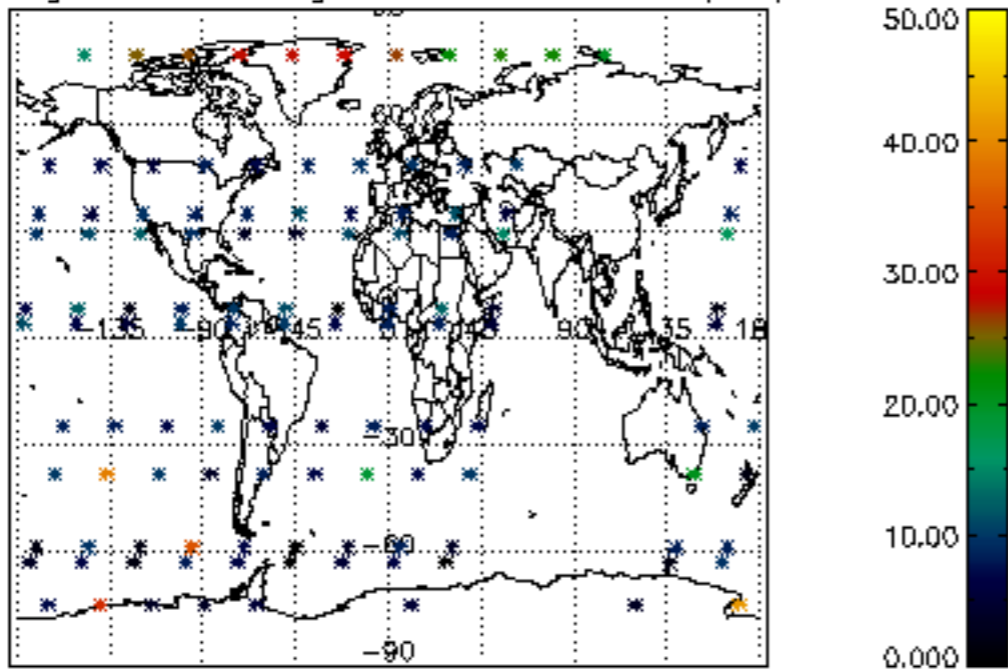
Percentage of cosmic ray hits per profile



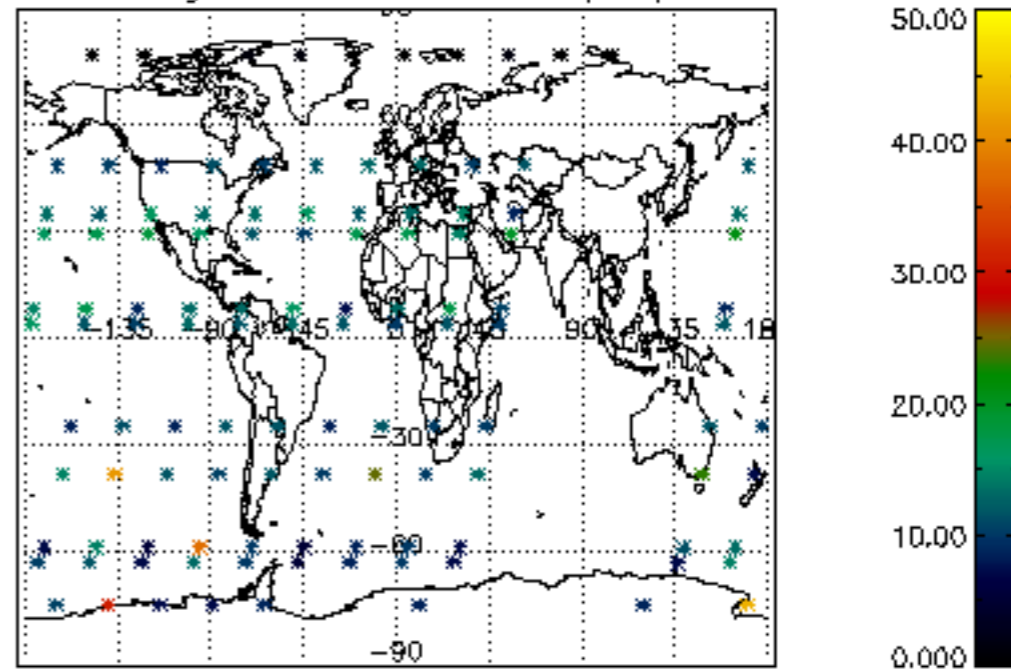
Percentage of datation errors per profile

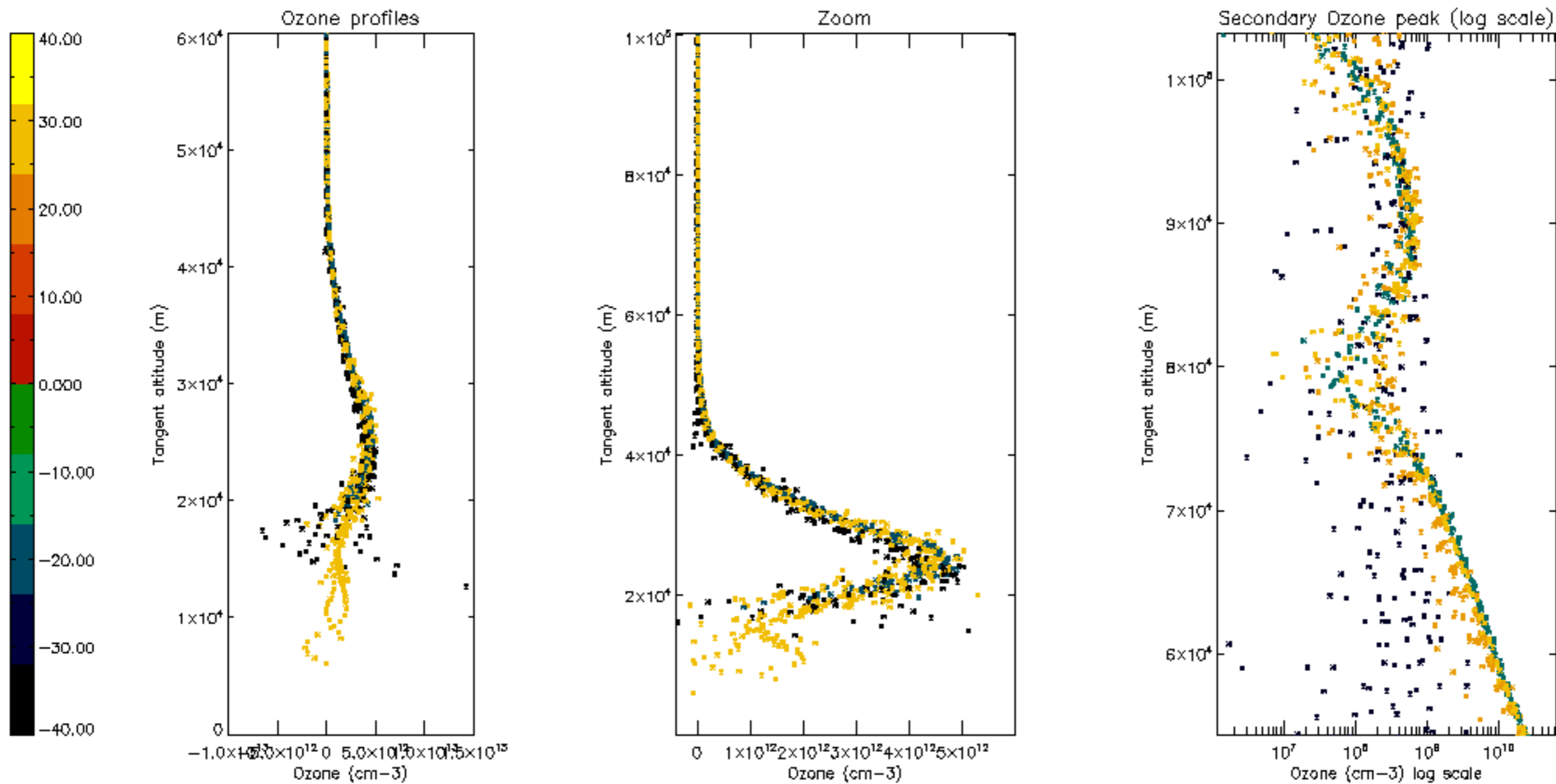


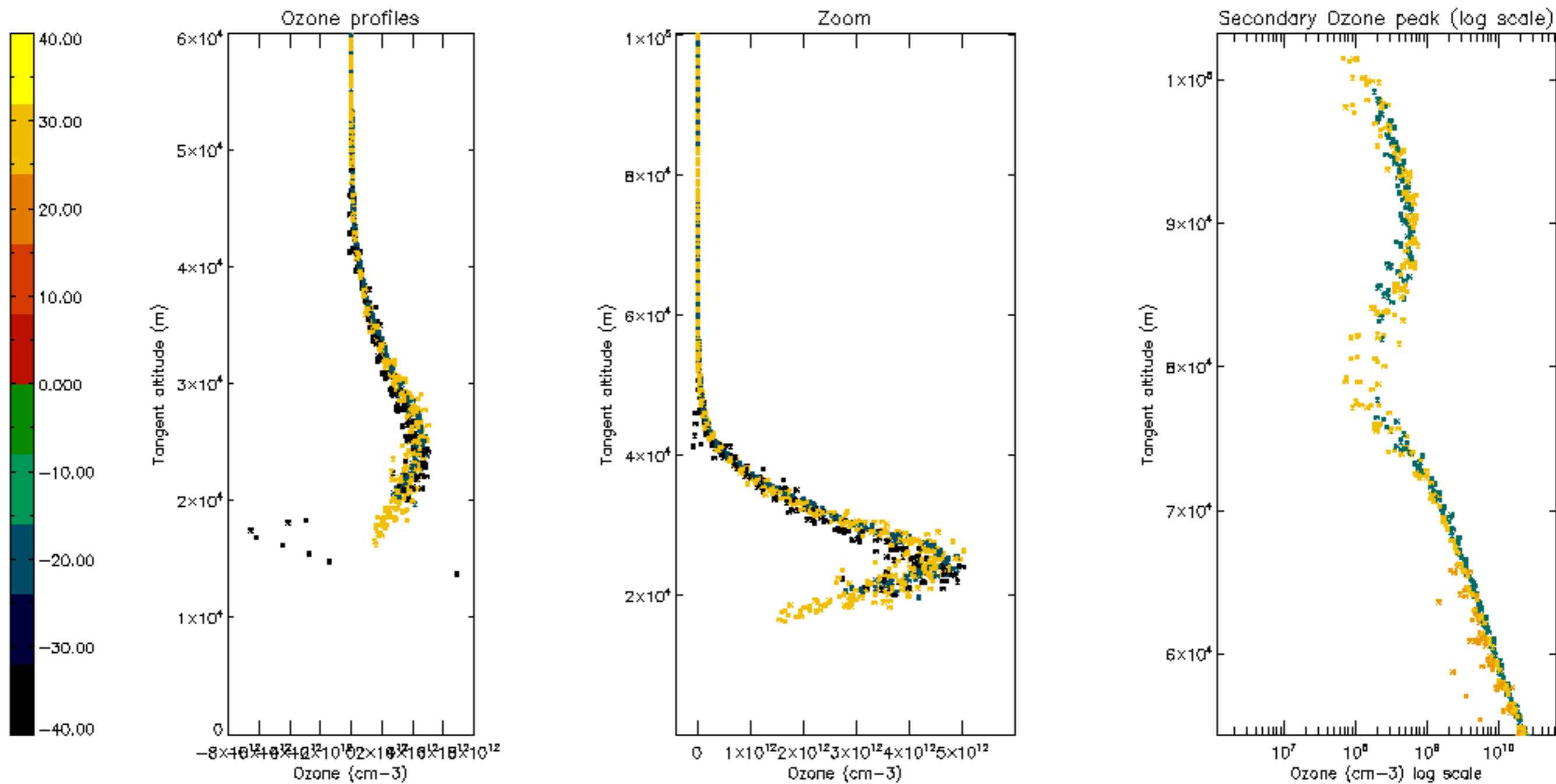
Percentage of star falling outside central band per profile

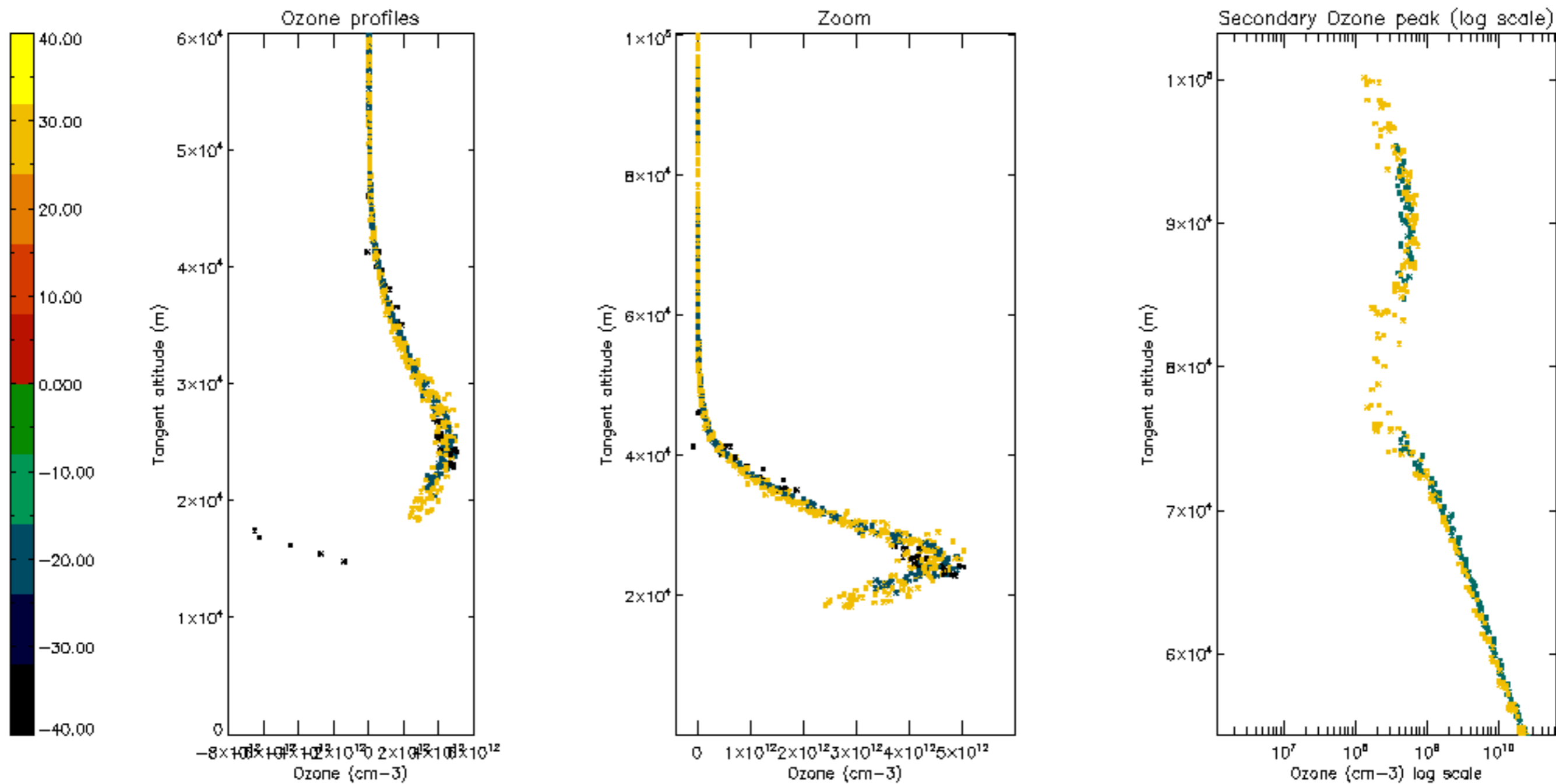


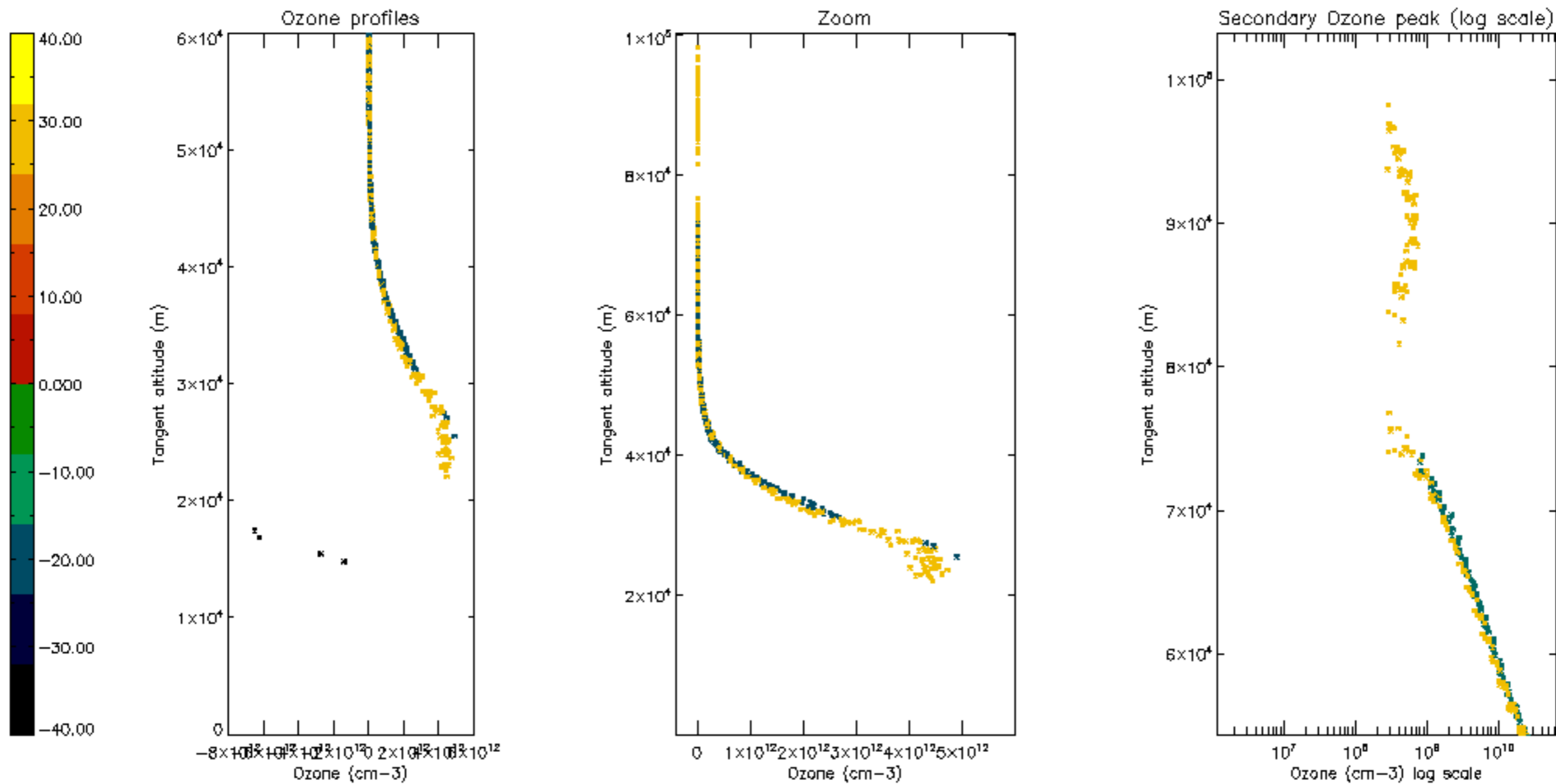
Percentage of saturation errors per profile

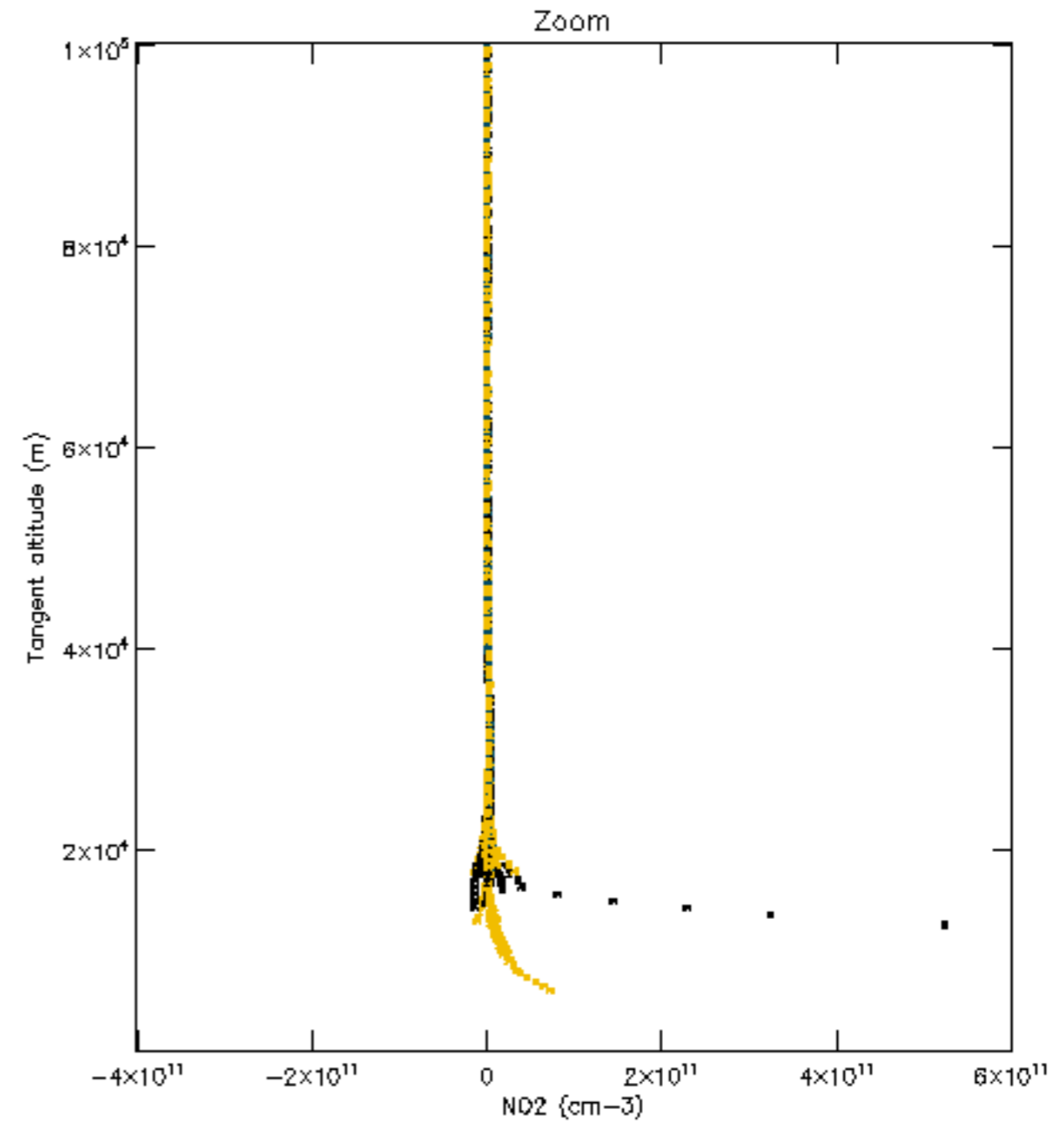
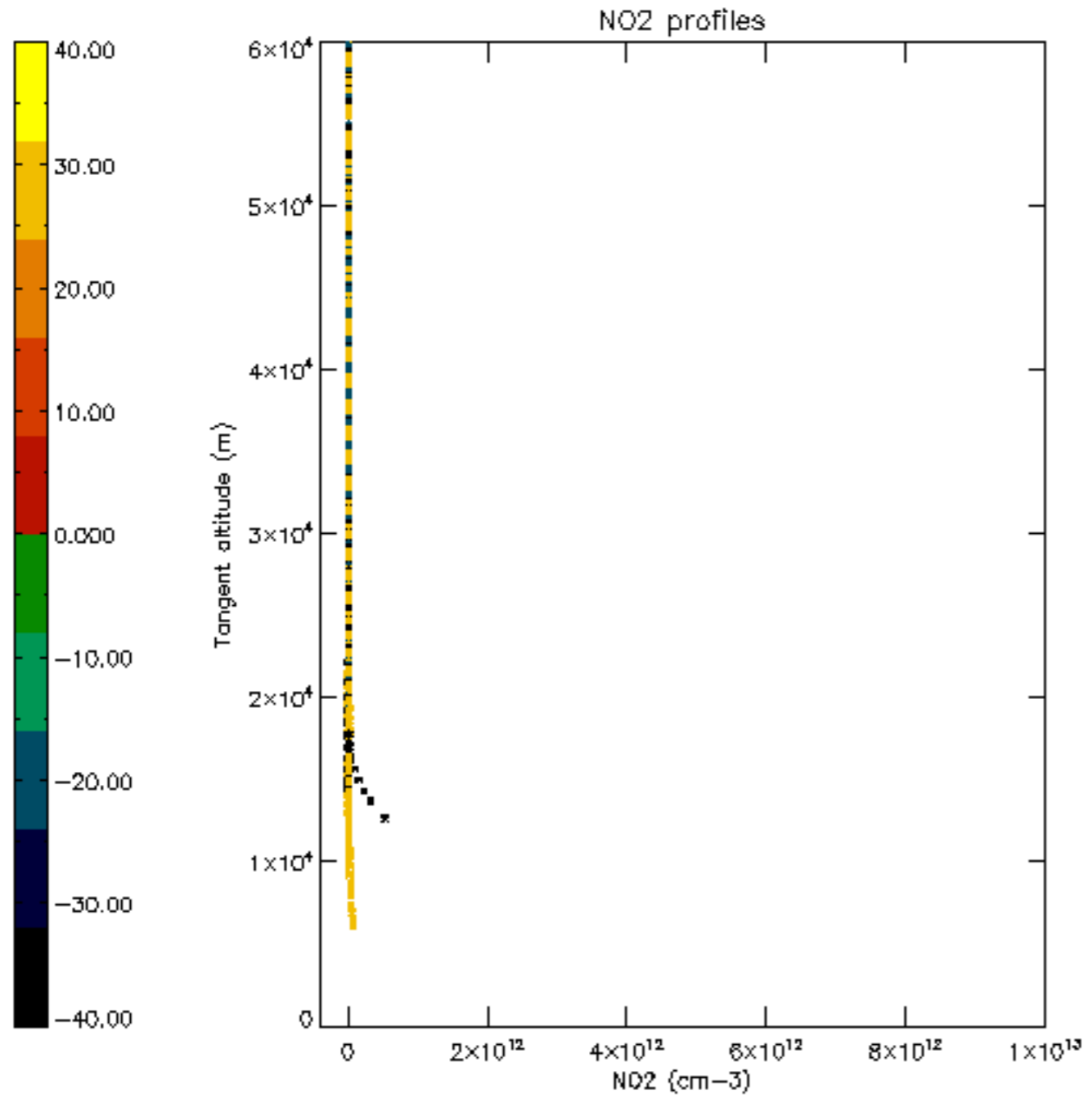


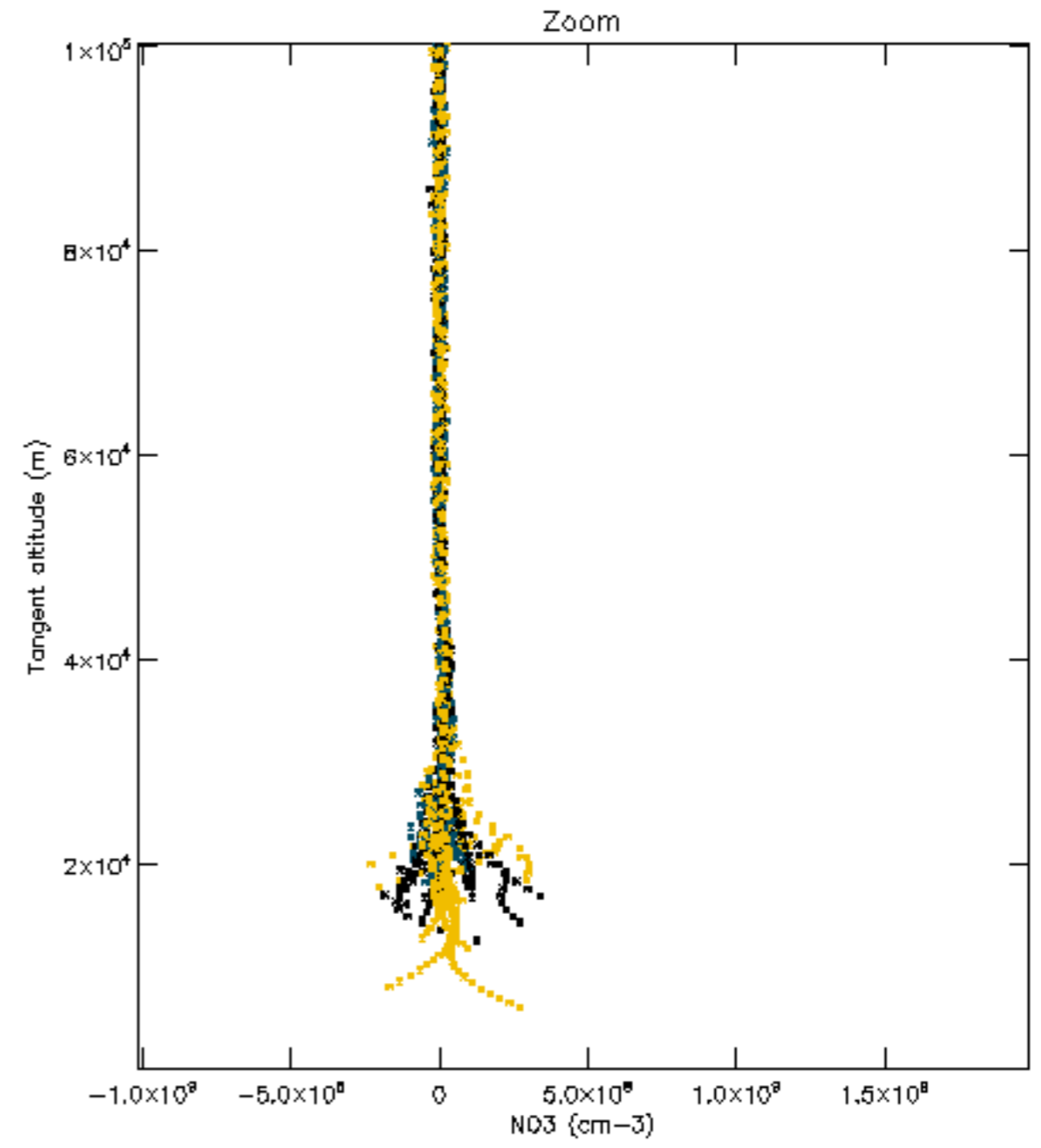
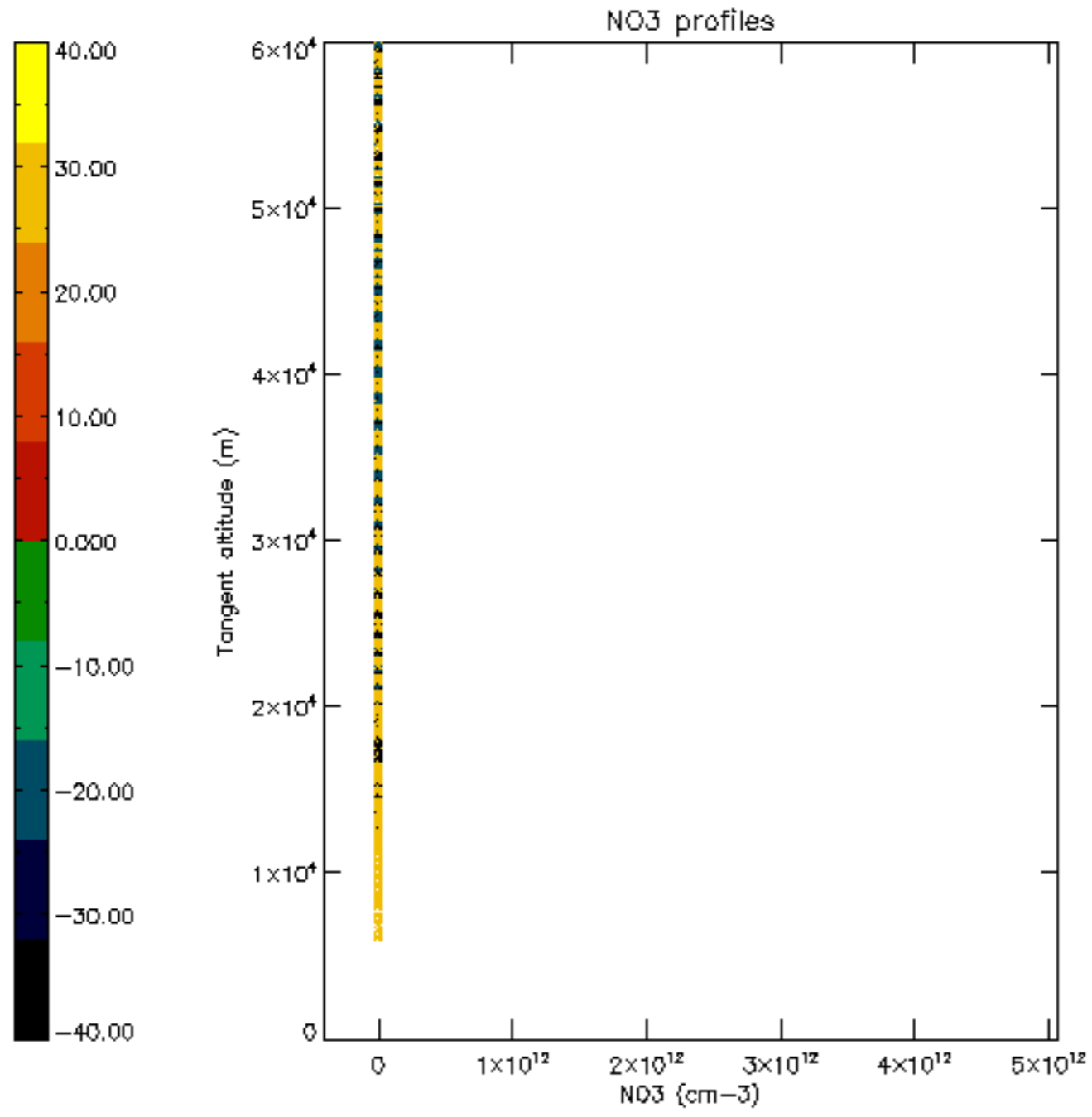


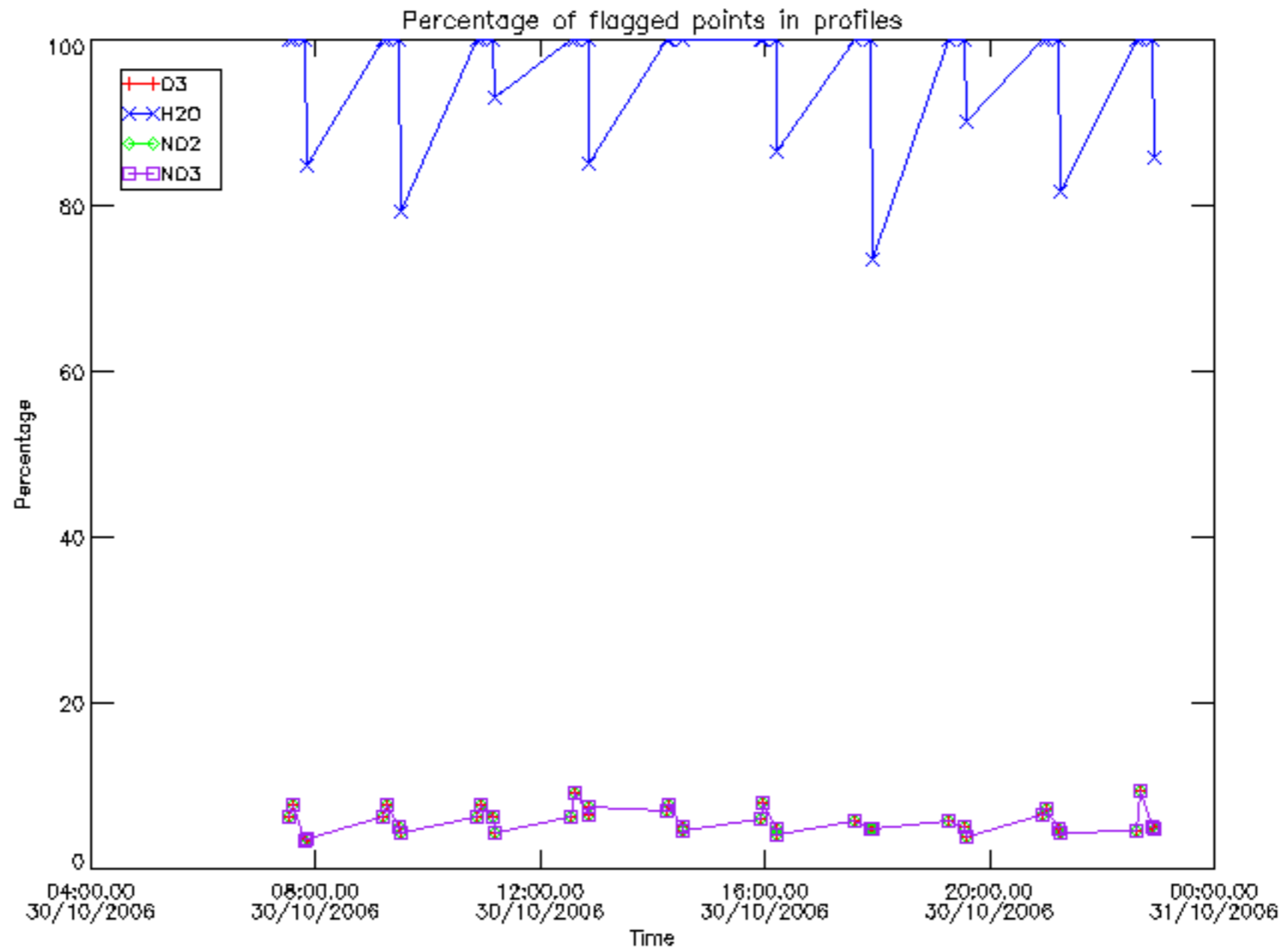




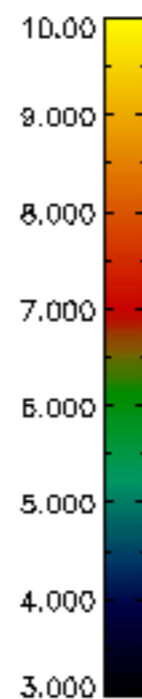
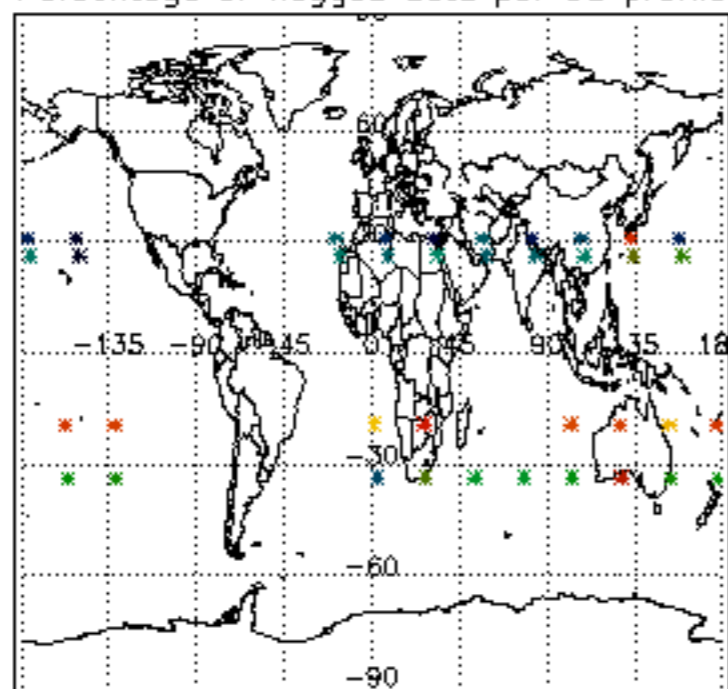




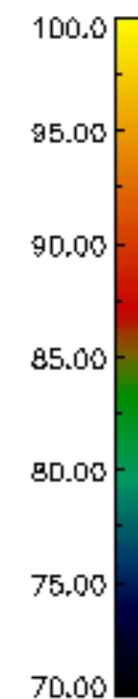
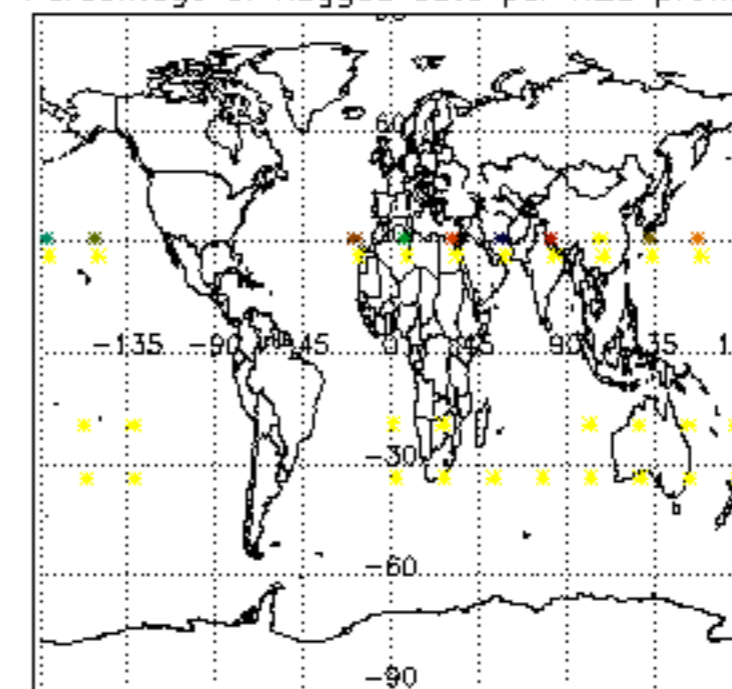




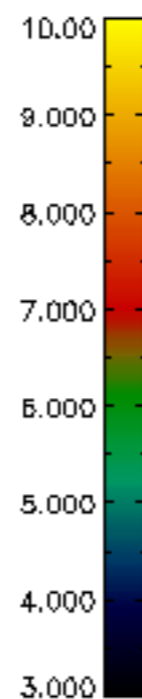
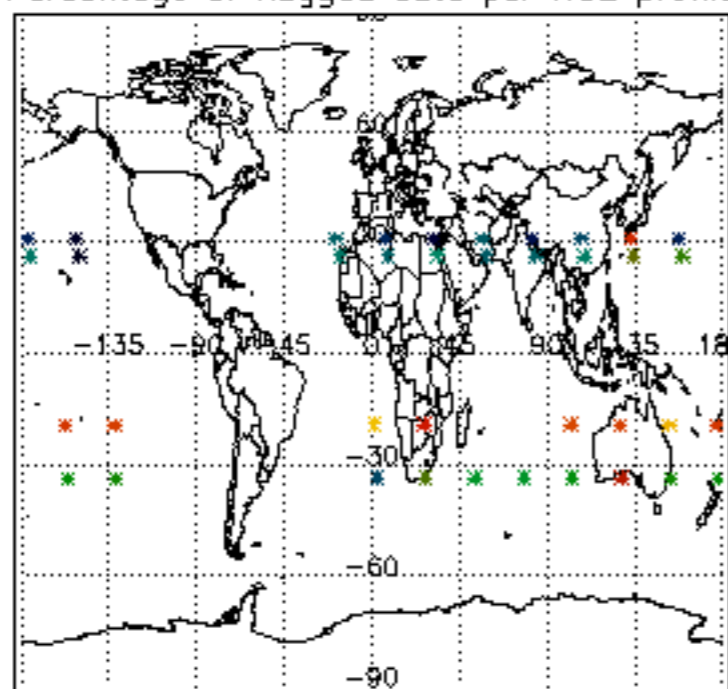
Percentage of flagged data per D3 profile



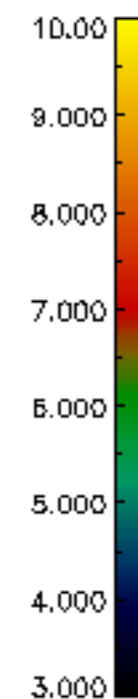
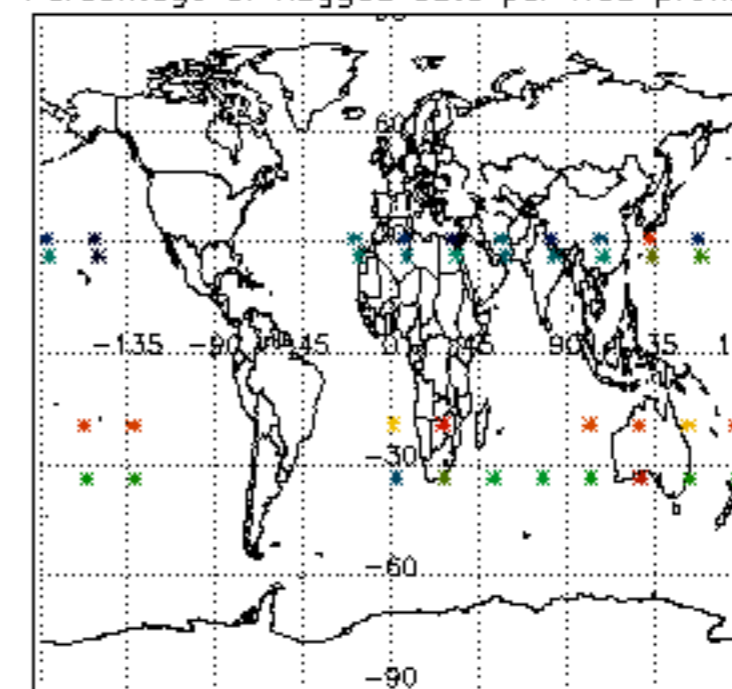
Percentage of flagged data per H2O profile

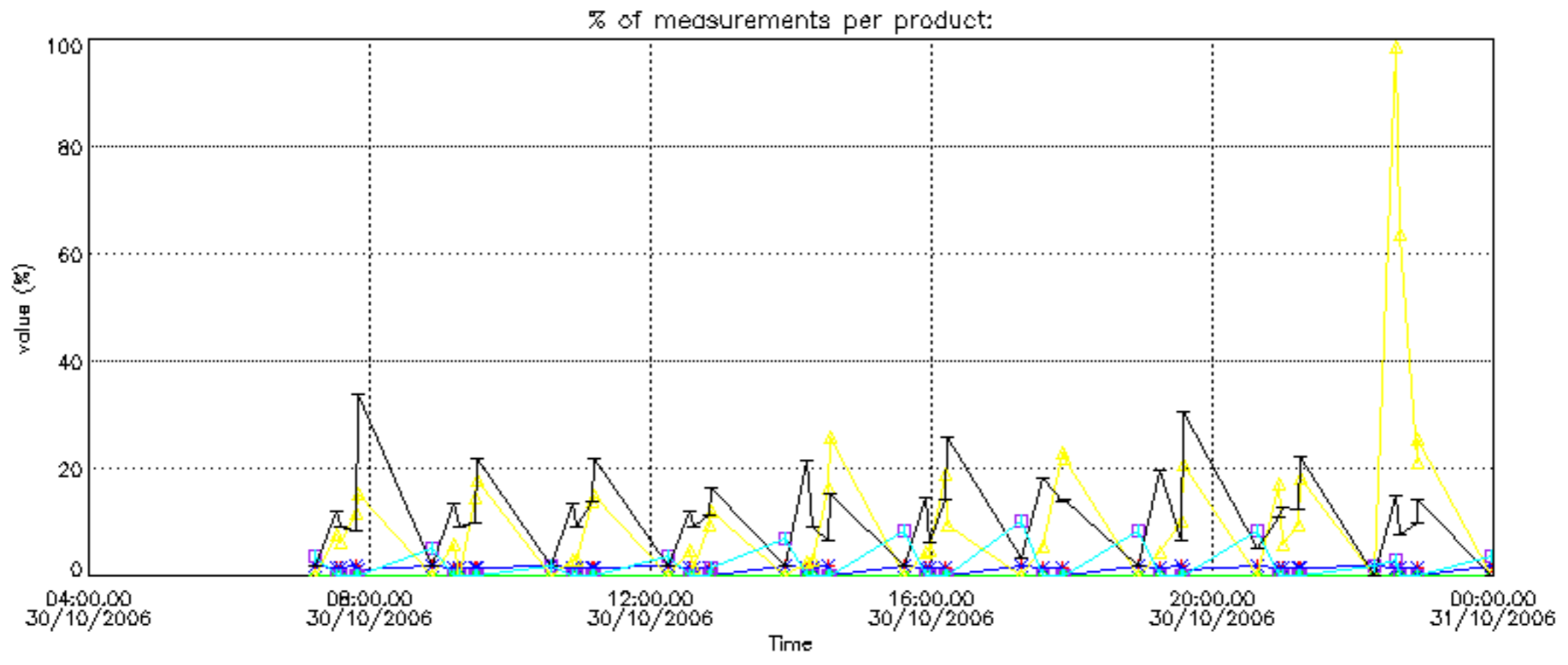


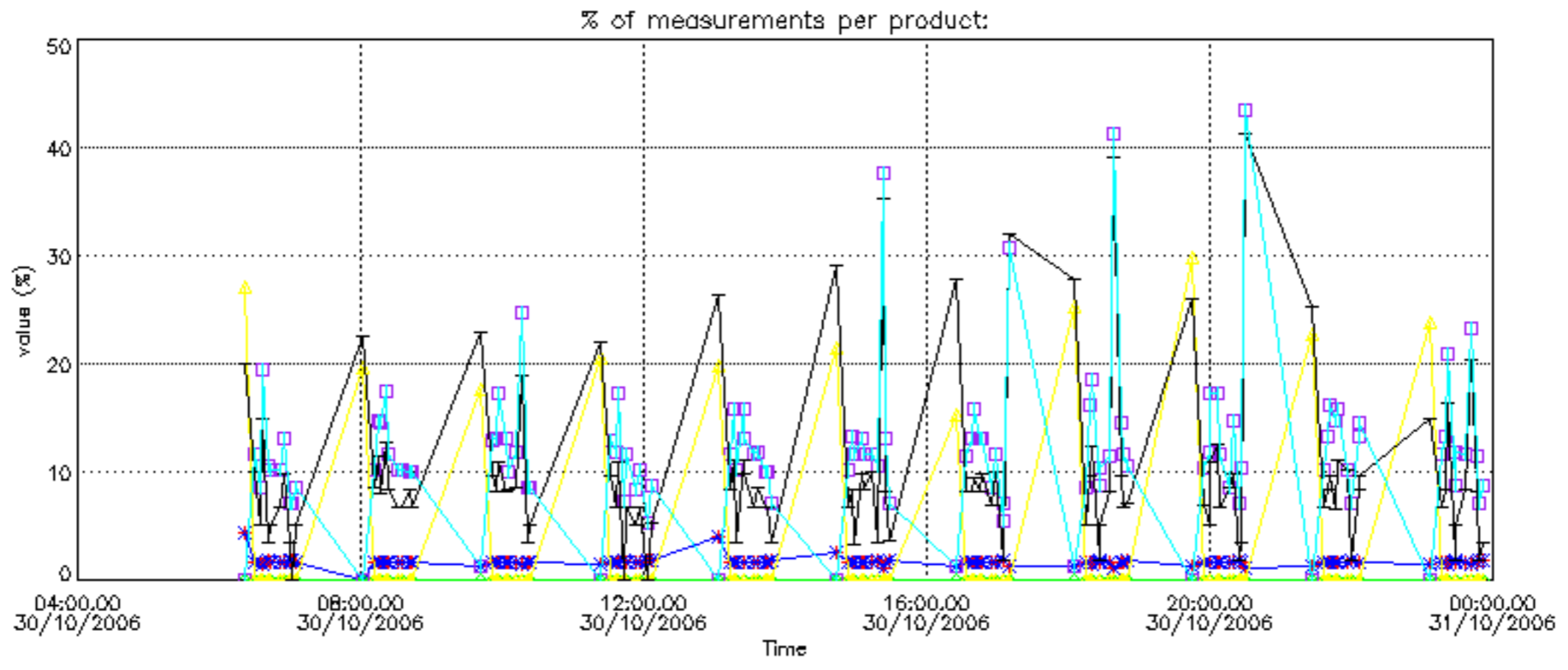
Percentage of flagged data per NO2 profile



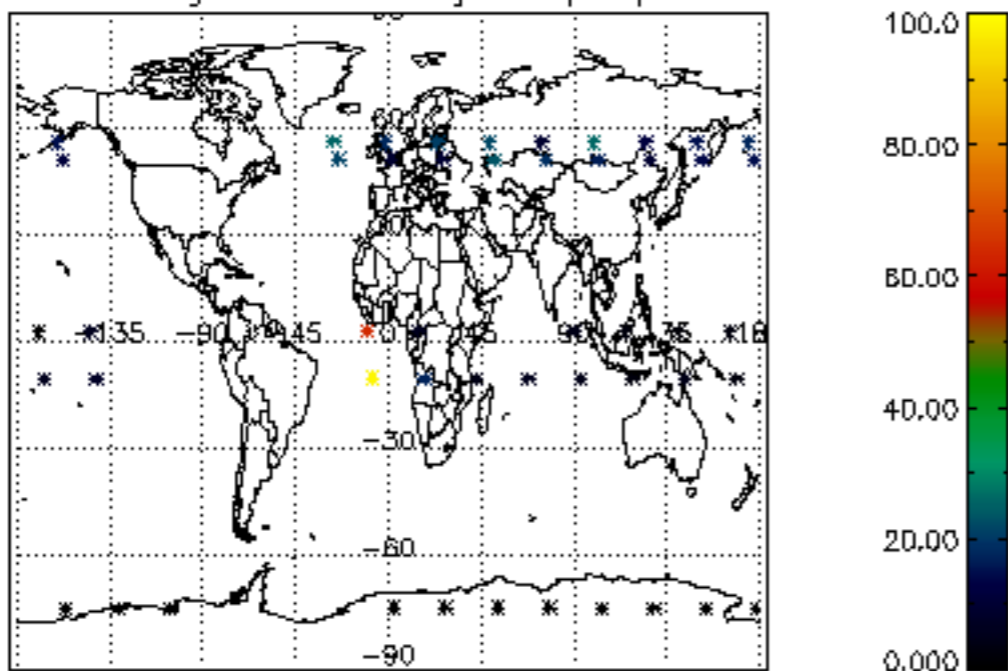
Percentage of flagged data per NO3 profile



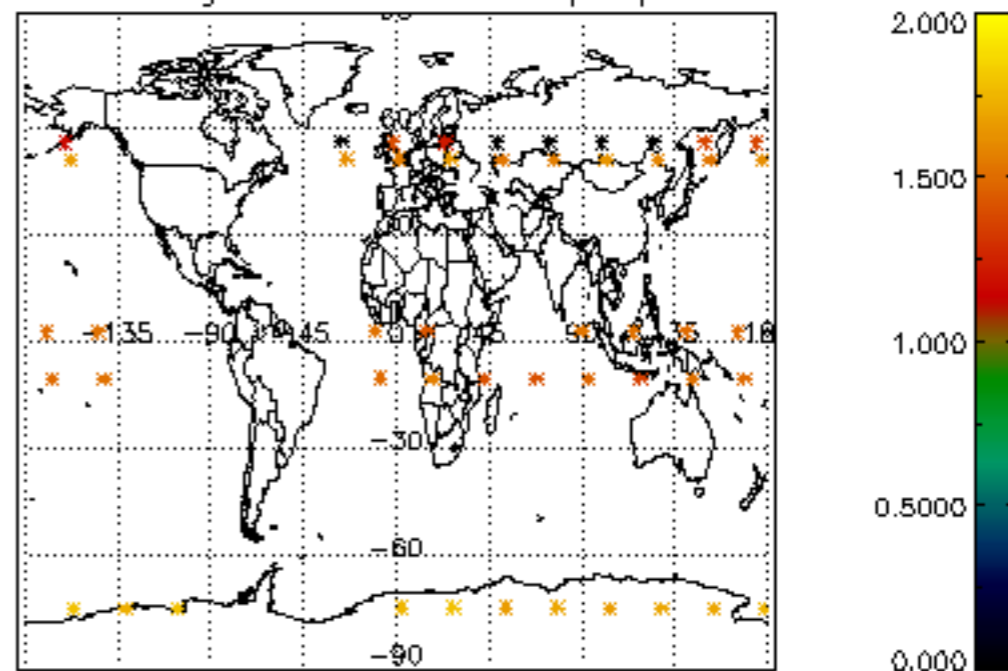




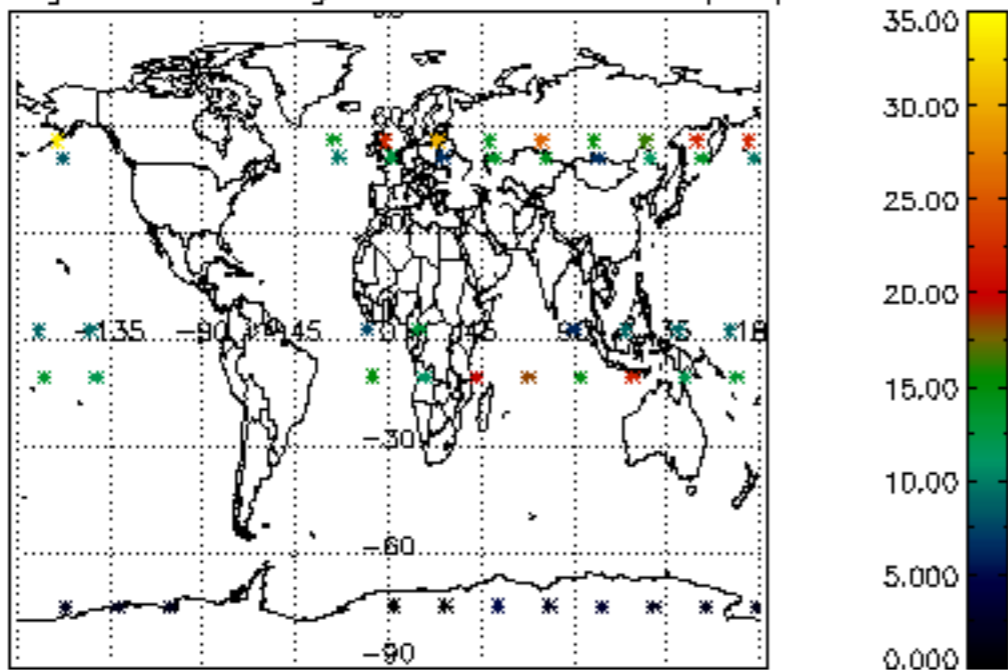
Percentage of cosmic ray hits per profile



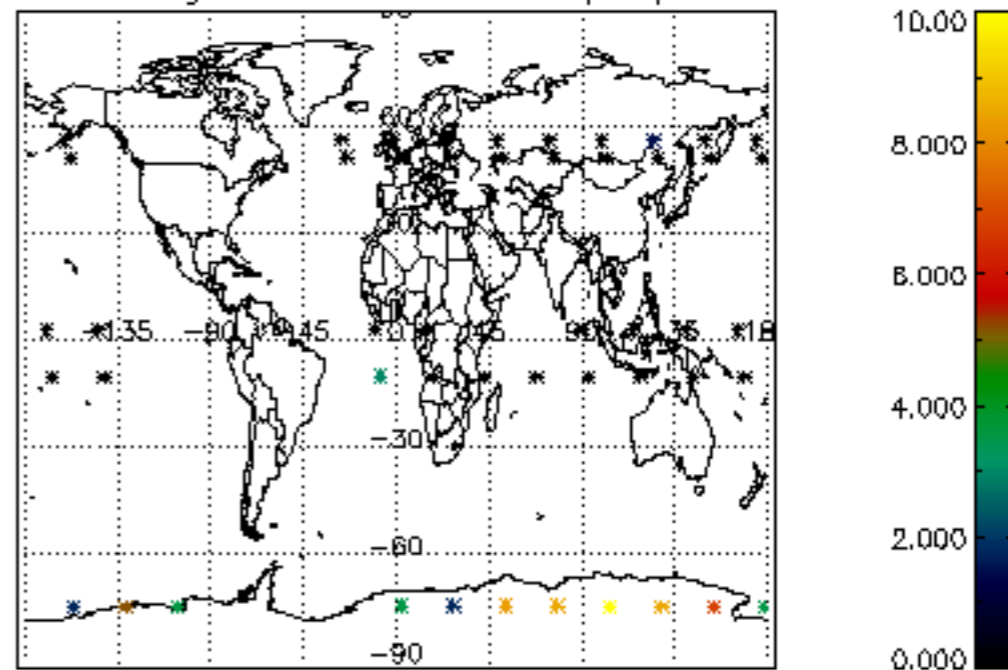
Percentage of datation errors per profile



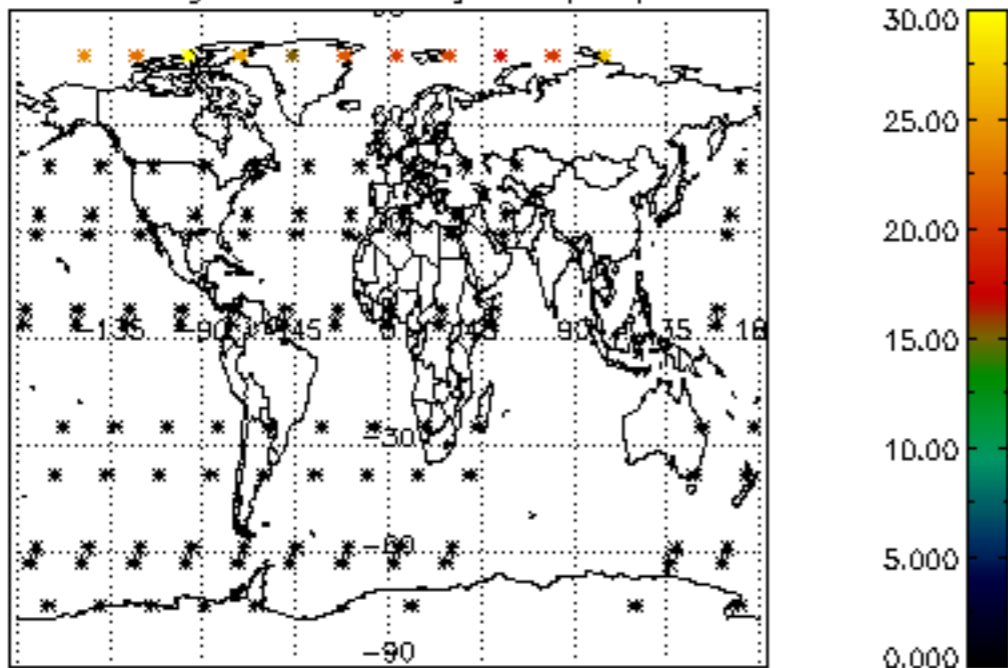
Percentage of star falling outside central band per profile



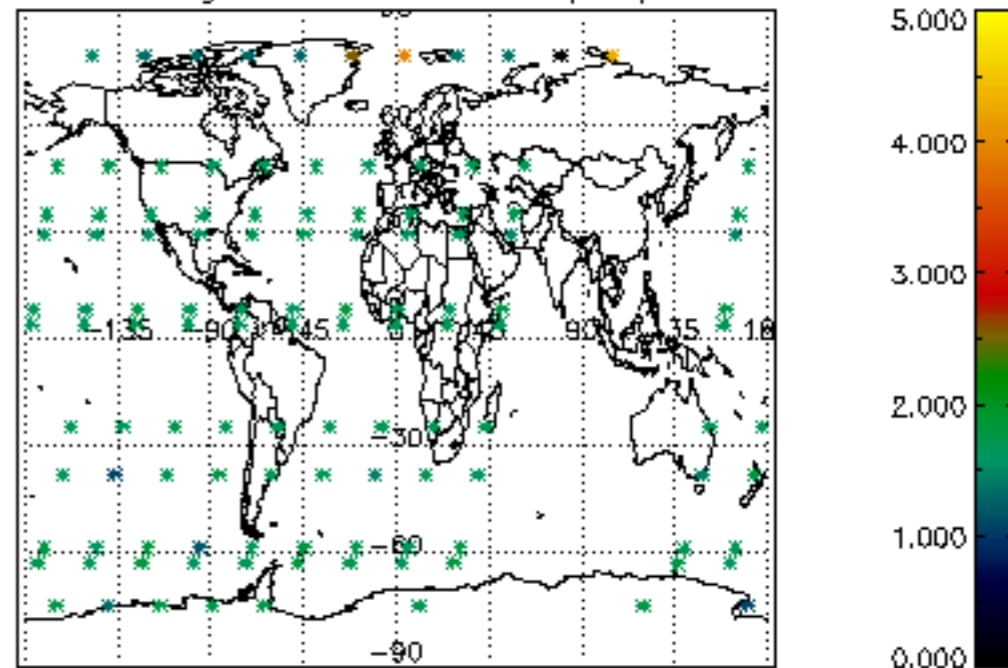
Percentage of saturation errors per profile



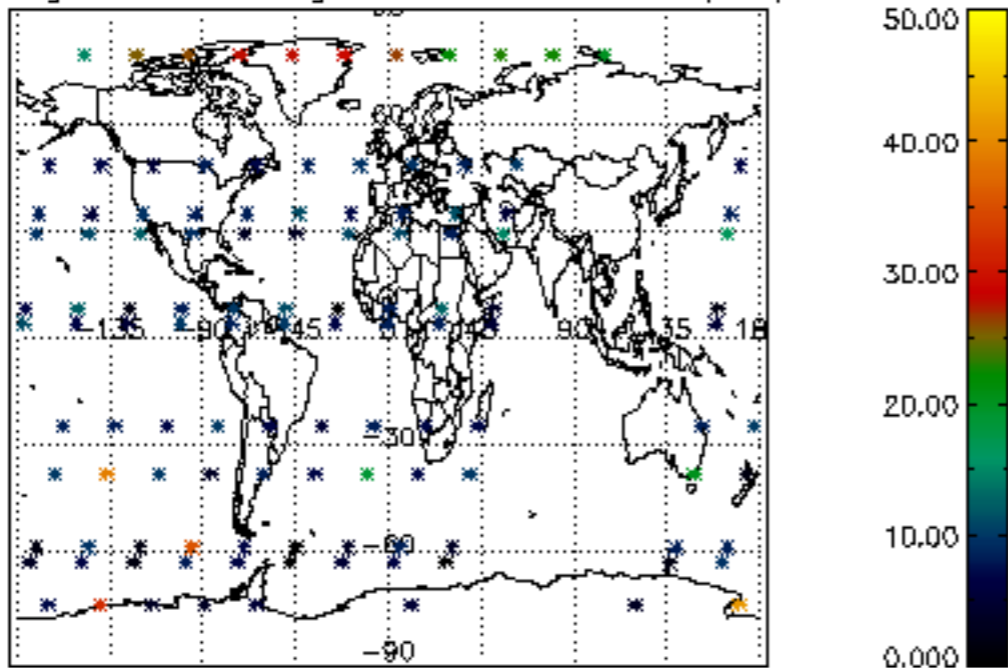
Percentage of cosmic ray hits per profile



Percentage of datation errors per profile



Percentage of star falling outside central band per profile



Percentage of saturation errors per profile

