

# GOMOS Level 2 Daily Report

## SUMMARY

### [1. General Info](#)

### [2. Summary of processed GOM\\_NL\\_2P products](#)

### [3. Level 2 Quality information per product](#)

#### [3.1 Plot of level 2 quality information per product \(time dependant\)](#)

#### [3.2 Plot of level 2 quality information per product \(world map\)](#)

### [4. Level 1 Quality information per product \(stored on level 2 products\)](#)

#### [4.1 Plot of level 1 quality information per product \(time dependant\)](#)

##### [4.1.1 Plot of level 1 quality information per product \(time dependant\): ASCENDING](#)

##### [4.1.2 Plot of level 1 quality information per product \(time dependant\): DESCENDING](#)

#### [4.2 Plot of level 1 quality information per product \(world map\)](#)

##### [4.2.1 Plot of level 1 quality information per product \(world map\): ASCENDING](#)

##### [4.2.2 Plot of level 1 quality information per product \(world map\): DESCENDING](#)

### [5. Ozone profiles based on quality statistics and other trace gas profiles](#)

#### [5.1 Ozone statistics based on quality of products](#)

#### [5.2 Plot ozone profiles for all STD \(dark without errors\)](#)

#### [5.3 Plot ozone profiles where STD < 20% \(dark without errors\)](#)

#### [5.4. Plot ozone profiles where STD < 10% \(dark without errors\)](#)

#### [5.5. Plot ozone profiles where STD < 5% \(dark without errors\)](#)

#### [5.6 Plot NO2 profiles for all STD \(dark without errors\)](#)

#### [5.7 Plot NO3 profiles for all STD \(dark without errors\)](#)

#### [5.8 Plot H2O profiles \(only for occultations of stars 1,2,3,4,13,14,16,26,63 dark without errors\) for all STD](#)

### [6. Auxiliary Data Files used for the production reported in section 2](#)

This report presents the daily analysis on parameters extracted from GOMOS level 2 data (GOM\_NL\_\_2P). It is intended to monitor some important parameters that will impact the quality of these products. A list of level 2 products (and content) that have arrived during the reporting day to the PCF is also given.

Item	Value
Time of report generation	24APR2013 05:24:02
Data source version	GOMOS/6.01
Start time of products	29-10-2006 (29OCT2006 00:00:00)
Stop time of products	30-10-2006 (30OCT2006 00:00:00)
Store outputs in DB	Yes
Nb of level 2 prods	188
Nb of prods with errors	0

## 2. Summary of processed GOM\_NL\_\_2P products.

Nr	Filename	UTC Start time	Limb	Duration	Star Id	Star Name	Star Mag	Star Temp	Nb Meas	Orbit	Prod. error
1	GOM_NL__2PRFIN20061029_000159_000000352052_00274_24376_3287.N1	29-OCT-2006 00:01:59	Straylight	35.000	157	The1Eri	2.9060	9300.0	70	24376	No
2	GOM_NL__2PRFIN20061029_001010_000000402052_00274_24376_3288.N1	29-OCT-2006 00:10:10	Straylight	39.500	52	16Bet Cet	2.0370	4500.0	79	24376	No
3	GOM_NL__2PRFIN20061029_001939_000000302052_00274_24376_3289.N1	29-OCT-2006 00:19:39	Bright	30.000	140	88Gam Peg	2.8340	26000.	60	24376	No
4	GOM_NL__2PRFIN20061029_002331_000000302052_00274_24376_3290.N1	29-OCT-2006 00:23:31	Bright	30.000	58	21Alp And	2.0730	11000.	60	24376	No
5	GOM_NL__2PRFIN20061029_002512_000000312052_00274_24376_3291.N1	29-OCT-2006 00:25:12	Bright	30.500	53	43Bet And	2.0480	3300.0	61	24376	No
6	GOM_NL__2PRFIN20061029_003102_000000282052_00274_24376_3292.N1	29-OCT-2006 00:31:02	Bright	27.500	68	18Alp Cas	2.2250	4500.0	55	24376	No
7	GOM_NL__2PRFIN20061029_003215_000000292052_00274_24376_3293.N1	29-OCT-2006 00:32:15	Bright	29.000	76	27Gam Cas	2.3000	30000.	58	24376	No
8	GOM_NL__2PRFIN20061029_004018_000000302052_00274_24376_3294.N1	29-OCT-2006 00:40:18	Bright	30.000	49	1Alp UMi	1.9900	6300.0	60	24376	No
9	GOM_NL__2PRFIN20061029_004359_000000302052_00274_24376_3295.N1	29-OCT-2006 00:43:59	Bright	30.000	60	7Bet UMi	2.0810	3950.0	60	24376	No
10	GOM_NL__2PRFIN20061029_004830_000000332052_00274_24376_3296.N1	29-OCT-2006 00:48:30	Bright	32.500	36	50Alp UMa	1.8000	6300.0	65	24376	No
11	GOM_NL__2PRFIN20061029_004955_000000312052_00274_24376_3297.N1	29-OCT-2006 00:49:55	Bright	30.500	32	77Eps UMa	1.7630	11000.	61	24376	No
12	GOM_NL__2PRFIN20061029_005343_000000322052_00274_24376_3298.N1	29-OCT-2006 00:53:43	Bright	31.500	174	52Psi UMa	3.0040	4400.0	63	24376	No
13	GOM_NL__2PRFIN20061029_010056_000000302052_00274_24376_3299.N1	29-OCT-2006 01:00:56	Bright	30.000	96	68Del Leo	2.5600	9300.0	60	24376	No
14	GOM_NL__2PRFIN20061029_010209_000000292052_00274_24376_3300.N1	29-OCT-2006 01:02:09	Bright	28.500	62	94Bet Leo	2.1360	9700.0	57	24376	No
15	GOM_NL__2PRFIN20061029_012040_000000322052_00274_24376_3301.N1	29-OCT-2006 01:20:40	Dark	32.000	113	Mu Vel	2.6920	5000.0	64	24376	No
16	GOM_NL__2PRFIN20061029_012417_000000352052_00275_24377_3474.N1	29-OCT-2006 01:24:17	Dark	34.500	91	Kap Vel	2.4900	26000.	69	24377	No
17	GOM_NL__2PRFIN20061029_012704_000000332052_00275_24377_3475.N1	29-OCT-2006 01:27:04	Dark	32.500	29	Bet Car	1.6720	10200.	65	24377	No
18	GOM_NL__2PRFIN20061029_013801_000000312052_00275_24377_3476.N1	29-OCT-2006 01:38:01	Dark	31.000	143	Alp Hyi	2.8570	7200.0	62	24377	No
19	GOM_NL__2PRFIN20061029_014235_000000362052_00275_24377_3477.N1	29-OCT-2006 01:42:35	Straylight	36.000	157	The1Eri	2.9060	9300.0	72	24377	No
20	GOM_NL__2PRFIN20061029_015046_000000382052_00275_24377_3478.N1	29-OCT-2006 01:50:46	Straylight	38.000	52	16Bet Cet	2.0370	4500.0	76	24377	No
21	GOM_NL__2PRFIN20061029_020015_000000312052_00275_24377_3479.N1	29-OCT-2006 02:00:15	Bright	31.000	140	88Gam Peg	2.8340	26000.	62	24377	No
22	GOM_NL__2PRFIN20061029_020407_000000302052_00275_24377_3480.N1	29-OCT-2006 02:04:07	Bright	30.000	58	21Alp And	2.0730	11000.	60	24377	No
23	GOM_NL__2PRFIN20061029_020547_000000312052_00275_24377_3481.N1	29-OCT-2006 02:05:47	Bright	31.000	53	43Bet And	2.0480	3300.0	62	24377	No
24	GOM_NL__2PRFIN20061029_021137_000000332052_00275_24377_3482.N1	29-OCT-2006 02:11:37	Bright	32.500	68	18Alp Cas	2.2250	4500.0	65	24377	No
25	GOM_NL__2PRFIN20061029_021251_000000322052_00275_24377_3483.N1	29-OCT-2006 02:12:51	Bright	32.000	76	27Gam Cas	2.3000	30000.	64	24377	No
26	GOM_NL__2PRFIN20061029_022054_000000292052_00275_24377_3484.N1	29-OCT-2006 02:20:54	Bright	29.000	49	1Alp UMi	1.9900	6300.0	58	24377	No
27	GOM_NL__2PRFIN20061029_022436_000000302052_00275_24377_3485.N1	29-OCT-2006 02:24:36	Bright	30.000	60	7Bet UMi	2.0810	3950.0	60	24377	No
28	GOM_NL__2PRFIN20061029_022906_000000312052_00275_24377_3486.N1	29-OCT-2006 02:29:06	Bright	31.000	36	50Alp UMa	1.8000	6300.0	62	24377	No
29	GOM_NL__2PRFIN20061029_023032_000000282052_00275_24377_3487.N1	29-OCT-2006 02:30:32	Bright	28.000	32	77Eps UMa	1.7630	11000.	56	24377	No
30	GOM_NL__2PRFIN20061029_023419_000000312052_00275_24377_3488.N1	29-OCT-2006 02:34:19	Bright	30.500	174	52Psi UMa	3.0040	4400.0	61	24377	No
31	GOM_NL__2PRFIN20061029_024133_000000302052_00275_24377_3489.N1	29-OCT-2006 02:41:33	Bright	30.000	96	68Del Leo	2.5600	9300.0	60	24377	No
32	GOM_NL__2PRFIN20061029_024245_000000282052_00275_24377_3490.N1	29-OCT-2006 02:42:45	Bright	28.000	62	94Bet Leo	2.1360	9700.0	56	24377	No
33	GOM_NL__2PRFIN20061029_030117_000000322052_00275_24377_3491.N1	29-OCT-2006 03:01:17	Dark	32.000	113	Mu Vel	2.6920	5000.0	64	24377	No
34	GOM_NL__2PRFIN20061029_030454_000000342052_00276_24378_3284.N1	29-OCT-2006 03:04:54	Dark	33.500	91	Kap Vel	2.4900	26000.	67	24378	No
35	GOM_NL__2PRFIN20061029_030741_000000322052_00276_24378_3285.N1	29-OCT-2006 03:07:41	Dark	32.000	29	Bet Car	1.6720	10200.	64	24378	No
36	GOM_NL__2PRFIN20061029_031837_000000312052_00276_24378_3286.N1	29-OCT-2006 03:18:37	Dark	31.000	143	Alp Hyi	2.8570	7200.0	62	24378	No
37	GOM_NL__2PRFIN20061029_032312_000000362052_00276_24378_3287.N1	29-OCT-2006 03:23:12	Straylight	35.500	157	The1Eri	2.9060	9300.0	71	24378	No
38	GOM_NL__2PRFIN20061029_033122_000000372052_00276_24378_3288.N1	29-OCT-2006 03:31:22	Straylight	36.500	52	16Bet Cet	2.0370	4500.0	73	24378	No
39	GOM_NL__2PRFIN20061029_034051_000000312052_00276_24378_3289.N1	29-OCT-2006 03:40:51	Bright	30.500	140	88Gam Peg	2.8340	26000.	61	24378	No
40	GOM_NL__2PRFIN20061029_034443_000000312052_00276_24378_3290.N1	29-OCT-2006 03:44:43	Bright	30.500	58	21Alp And	2.0730	11000.	61	24378	No
41	GOM_NL__2PRFIN20061029_034623_000000302052_00276_24378_3291.N1	29-OCT-2006 03:46:23	Bright	30.000	53	43Bet And	2.0480	3300.0	60	24378	No
42	GOM_NL__2PRFIN20061029_035214_000000302052_00276_24378_3292.N1	29-OCT-2006 03:52:14	Bright	30.000	68	18Alp Cas	2.2250	4500.0	60	24378	No

43	GOM_NL__2PRFIN20061029_035327_000000302052_00276_24378_3293.N1	29-OCT-2006 03:53:27	Bright	30.000	76	27Gam Cas	2.3000	30000.	60	24378	No
44	GOM_NL__2PRFIN20061029_040130_000000302052_00276_24378_3294.N1	29-OCT-2006 04:01:30	Bright	29.500	49	1Alp UMi	1.9900	6300.0	59	24378	No
45	GOM_NL__2PRFIN20061029_040511_000000312052_00276_24378_3295.N1	29-OCT-2006 04:05:11	Bright	31.000	60	7Bet UMi	2.0810	3950.0	62	24378	No
46	GOM_NL__2PRFIN20061029_040942_000000342052_00276_24378_3296.N1	29-OCT-2006 04:09:42	Bright	33.500	36	50Alp UMa	1.8000	6300.0	67	24378	No
47	GOM_NL__2PRFIN20061029_041108_000000312052_00276_24378_3297.N1	29-OCT-2006 04:11:08	Bright	30.500	32	77Eps UMa	1.7630	11000.	61	24378	No
48	GOM_NL__2PRFIN20061029_041455_000000322052_00276_24378_3298.N1	29-OCT-2006 04:14:55	Bright	32.000	174	52Psi UMa	3.0040	4400.0	64	24378	No
49	GOM_NL__2PRFIN20061029_042209_000000312052_00276_24378_3299.N1	29-OCT-2006 04:22:09	Bright	31.000	96	68Del Leo	2.5600	9300.0	62	24378	No
50	GOM_NL__2PRFIN20061029_042322_000000282052_00276_24378_3300.N1	29-OCT-2006 04:23:22	Bright	27.500	62	94Bet Leo	2.1360	9700.0	55	24378	No
51	GOM_NL__2PRFIN20061029_044153_000000352052_00276_24378_3301.N1	29-OCT-2006 04:41:53	Dark	34.500	113	Mu Vel	2.6920	5000.0	69	24378	No
52	GOM_NL__2PRFIN20061029_044530_000000332052_00277_24379_3285.N1	29-OCT-2006 04:45:30	Dark	32.500	91	Kap Vel	2.4900	26000.	65	24379	No
53	GOM_NL__2PRFIN20061029_063950_000000312052_00278_24380_3285.N1	29-OCT-2006 06:39:50	Dark	30.500	143	Alp Hyi	2.8570	7200.0	61	24380	No
54	GOM_NL__2PRFIN20061029_064113_000000422052_00278_24380_3286.N1	29-OCT-2006 06:41:13	Dark	41.500	9	Alp Eri	0.45300	24000.	83	24380	No
55	GOM_NL__2PRFIN20061029_065235_000000392052_00278_24380_3287.N1	29-OCT-2006 06:52:35	Straylight	38.500	52	16Bet Cet	2.0370	4500.0	77	24380	No
56	GOM_NL__2PRFIN20061029_070203_000000312052_00278_24380_3288.N1	29-OCT-2006 07:02:03	Bright	31.000	140	88Gam Peg	2.8340	26000.	62	24380	No
57	GOM_NL__2PRFIN20061029_070556_000000302052_00278_24380_3289.N1	29-OCT-2006 07:05:56	Bright	30.000	58	21Alp And	2.0730	11000.	60	24380	No
58	GOM_NL__2PRFIN20061029_070735_000000412052_00278_24380_3290.N1	29-OCT-2006 07:07:35	Bright	40.500	53	43Bet And	2.0480	3300.0	81	24380	No
59	GOM_NL__2PRFIN20061029_071325_000000312052_00278_24380_3291.N1	29-OCT-2006 07:13:25	Bright	31.000	68	18Alp Cas	2.2250	4500.0	62	24380	No
60	GOM_NL__2PRFIN20061029_071439_000000312052_00278_24380_3292.N1	29-OCT-2006 07:14:39	Bright	30.500	76	27Gam Cas	2.3000	30000.	61	24380	No
61	GOM_NL__2PRFIN20061029_072242_000000292052_00278_24380_3293.N1	29-OCT-2006 07:22:42	Bright	29.000	49	1Alp UMi	1.9900	6300.0	58	24380	No
62	GOM_NL__2PRFIN20061029_072624_000000302052_00278_24380_3294.N1	29-OCT-2006 07:26:24	Bright	29.500	60	7Bet UMi	2.0810	3950.0	59	24380	No
63	GOM_NL__2PRFIN20061029_073220_000000302052_00278_24380_3295.N1	29-OCT-2006 07:32:20	Bright	29.500	32	77Eps UMa	1.7630	11000.	59	24380	No
64	GOM_NL__2PRFIN20061029_073712_000000292052_00278_24380_3296.N1	29-OCT-2006 07:37:12	Bright	28.500	152	12Alp2CVn	2.8900	11000.	57	24380	No
65	GOM_NL__2PRFIN20061029_074434_000000282052_00278_24380_3297.N1	29-OCT-2006 07:44:34	Bright	27.500	62	94Bet Leo	2.1360	9700.0	55	24380	No
66	GOM_NL__2PRFIN20061029_080306_000000352052_00278_24380_3298.N1	29-OCT-2006 08:03:06	Dark	34.500	113	Mu Vel	2.6920	5000.0	69	24380	No
67	GOM_NL__2PRFIN20061029_082026_000000302052_00279_24381_3285.N1	29-OCT-2006 08:20:26	Dark	30.000	143	Alp Hyi	2.8570	7200.0	60	24381	No
68	GOM_NL__2PRFIN20061029_082149_000000432052_00279_24381_3286.N1	29-OCT-2006 08:21:49	Dark	43.000	9	Alp Eri	0.45300	24000.	86	24381	No
69	GOM_NL__2PRFIN20061029_083311_000000362052_00279_24381_3287.N1	29-OCT-2006 08:33:11	Straylight	36.000	52	16Bet Cet	2.0370	4500.0	72	24381	No
70	GOM_NL__2PRFIN20061029_084240_000000312052_00279_24381_3288.N1	29-OCT-2006 08:42:40	Bright	31.000	140	88Gam Peg	2.8340	26000.	62	24381	No
71	GOM_NL__2PRFIN20061029_084632_000000312052_00279_24381_3289.N1	29-OCT-2006 08:46:32	Bright	31.000	58	21Alp And	2.0730	11000.	62	24381	No
72	GOM_NL__2PRFIN20061029_084811_000000302052_00279_24381_3290.N1	29-OCT-2006 08:48:11	Bright	30.000	53	43Bet And	2.0480	3300.0	60	24381	No
73	GOM_NL__2PRFIN20061029_085401_000000312052_00279_24381_3291.N1	29-OCT-2006 08:54:01	Bright	30.500	68	18Alp Cas	2.2250	4500.0	61	24381	No
74	GOM_NL__2PRFIN20061029_085515_000000302052_00279_24381_3292.N1	29-OCT-2006 08:55:15	Bright	30.000	76	27Gam Cas	2.3000	30000.	60	24381	No
75	GOM_NL__2PRFIN20061029_090318_000000272052_00279_24381_3293.N1	29-OCT-2006 09:03:18	Bright	27.000	49	1Alp UMi	1.9900	6300.0	54	24381	No
76	GOM_NL__2PRFIN20061029_090700_000000272052_00279_24381_3294.N1	29-OCT-2006 09:07:00	Bright	27.000	60	7Bet UMi	2.0810	3950.0	54	24381	No
77	GOM_NL__2PRFIN20061029_091256_000000312052_00279_24381_3295.N1	29-OCT-2006 09:12:56	Bright	31.000	32	77Eps UMa	1.7630	11000.	62	24381	No
78	GOM_NL__2PRFIN20061029_092510_000000292052_00279_24381_3296.N1	29-OCT-2006 09:25:10	Bright	29.000	62	94Bet Leo	2.1360	9700.0	58	24381	No
79	GOM_NL__2PRFIN20061029_094342_000000372052_00279_24381_3297.N1	29-OCT-2006 09:43:42	Dark	36.500	113	Mu Vel	2.6920	5000.0	73	24381	No
80	GOM_NL__2PRFIN20061029_100102_000000332052_00280_24382_3285.N1	29-OCT-2006 10:01:02	Dark	32.500	143	Alp Hyi	2.8570	7200.0	65	24382	No
81	GOM_NL__2PRFIN20061029_100226_000000402052_00280_24382_3286.N1	29-OCT-2006 10:02:26	Dark	40.000	9	Alp Eri	0.45300	24000.	80	24382	No
82	GOM_NL__2PRFIN20061029_101347_000000402052_00280_24382_3287.N1	29-OCT-2006 10:13:47	Straylight	39.500	52	16Bet Cet	2.0370	4500.0	79	24382	No
83	GOM_NL__2PRFIN20061029_102316_000000302052_00280_24382_3288.N1	29-OCT-2006 10:23:16	Bright	30.000	140	88Gam Peg	2.8340	26000.	60	24382	No
84	GOM_NL__2PRFIN20061029_102708_000000312052_00280_24382_3289.N1	29-OCT-2006 10:27:08	Bright	30.500	58	21Alp And	2.0730	11000.	61	24382	No
85	GOM_NL__2PRFIN20061029_102846_000000312052_00280_24382_3290.N1	29-OCT-2006 10:28:46	Bright	31.000	53	43Bet And	2.0480	3300.0	62	24382	No
86	GOM_NL__2PRFIN20061029_103437_000000302052_00280_24382_3291.N1	29-OCT-2006 10:34:37	Bright	29.500	68	18Alp Cas	2.2250	4500.0	59	24382	No
87	GOM_NL__2PRFIN20061029_103551_000000302052_00280_24382_3292.N1	29-OCT-2006 10:35:51	Bright	30.000	76	27Gam Cas	2.3000	30000.	60	24382	No
88	GOM_NL__2PRFIN20061029_104354_000000312052_00280_24382_3293.N1	29-OCT-2006 10:43:54	Bright	30.500	49	1Alp UMi	1.9900	6300.0	61	24382	No
89	GOM_NL__2PRFIN20061029_104736_000000302052_00280_24382_3294.N1	29-OCT-2006 10:47:36	Bright	30.000	60	7Bet UMi	2.0810	3950.0	60	24382	No
90	GOM_NL__2PRFIN20061029_105332_000000292052_00280_24382_3295.N1	29-OCT-2006 10:53:32	Bright	28.500	32	77Eps UMa	1.7630	11000.	57	24382	No
91	GOM_NL__2PRFIN20061029_105824_000000282052_00280_24382_3296.N1	29-OCT-2006 10:58:24	Bright	27.500	152	12Alp2CVn	2.8900	11000.	55	24382	No
92	GOM_NL__2PRFIN20061029_110546_000000292052_00280_24382_3297.N1	29-OCT-2006 11:05:46	Bright	28.500	62	94Bet Leo	2.1360	9700.0	57	24382	No
93	GOM_NL__2PRFIN20061029_112418_000000352052_00280_24382_3298.N1	29-OCT-2006 11:24:18	Dark	35.000	113	Mu Vel	2.6920	5000.0	70	24382	No
94	GOM_NL__2PRFIN20061029_112756_000000332052_00281_24383_3285.N1	29-OCT-2006 11:27:56	Dark	32.500	91	Kap Vel	2.4900	26000.	65	24383	No
95	GOM_NL__2PRFIN20061029_114138_000000302052_00281_24383_3286.N1	29-OCT-2006 11:41:38	Dark	30.000	143	Alp Hyi	2.8570	7200.0	60	24383	No
96	GOM_NL__2PRFIN20061029_114302_000000362052_00281_24383_3287.N1	29-OCT-2006 11:43:02	Dark	36.000	9	Alp Eri	0.45300	24000.	72	24383	No
97	GOM_NL__2PRFIN20061029_115423_000000382052_00281_24383_3288.N1	29-OCT-2006 11:54:23	Straylight	38.000	52	16Bet Cet	2.0370	4500.0	76	24383	No
98	GOM_NL__2PRFIN20061029_120352_000000312052_00281_24383_3289.N1	29-OCT-2006 12:03:52	Bright	31.000	140	88Gam Peg	2.8340	26000.	62	24383	No
99	GOM_NL__2PRFIN20061029_120744_000000302052_00281_24383_3290.N1	29-OCT-2006 12:07:44	Bright	29.500	58	21Alp And	2.0730	11000.	59	24383	No
100	GOM_NL__2PRFIN20061029_120923_000000312052_00281_24383_3291.N1	29-OCT-2006 12:09:23	Bright	30.500	53	43Bet And	2.0480	3300.0	61	24383	No
101	GOM_NL__2PRFIN20061029_121513_000000312052_00281_24383_3292.N1	29-OCT-2006 12:15:13	Bright	31.000	68	18Alp Cas	2.2250	4500.0	62	24383	No

102	GOM_NL__2PRFIN20061029_121626_000000292052_00281_24383_3293.N1	29-OCT-2006 12:16:26	Bright	28.500	76	27Gam Cas	2.3000	30000.	57	24383	No
103	GOM_NL__2PRFIN20061029_122430_000000302052_00281_24383_3294.N1	29-OCT-2006 12:24:30	Bright	29.500	49	1Alp UMi	1.9900	6300.0	59	24383	No
104	GOM_NL__2PRFIN20061029_122812_000000272052_00281_24383_3295.N1	29-OCT-2006 12:28:12	Bright	26.500	60	7Bet UMi	2.0810	3950.0	53	24383	No
105	GOM_NL__2PRFIN20061029_123408_000000282052_00281_24383_3296.N1	29-OCT-2006 12:34:08	Bright	28.000	32	77Eps UMa	1.7630	11000.	56	24383	No
106	GOM_NL__2PRFIN20061029_123900_000000292052_00281_24383_3297.N1	29-OCT-2006 12:39:00	Bright	28.500	152	12Alp2CVn	2.8900	11000.	57	24383	No
107	GOM_NL__2PRFIN20061029_124622_000000292052_00281_24383_3298.N1	29-OCT-2006 12:46:22	Bright	28.500	62	94Bet Leo	2.1360	9700.0	57	24383	No
108	GOM_NL__2PRFIN20061029_130454_000000352052_00281_24383_3299.N1	29-OCT-2006 13:04:54	Dark	34.500	113	Mu Vel	2.6920	5000.0	69	24383	No
109	GOM_NL__2PRFIN20061029_130833_000000322052_00282_24384_3285.N1	29-OCT-2006 13:08:33	Dark	32.000	91	Kap Vel	2.4900	26000.	64	24384	No
110	GOM_NL__2PRFIN20061029_132214_000000312052_00282_24384_3286.N1	29-OCT-2006 13:22:14	Dark	31.000	143	Alp Hyi	2.8570	7200.0	62	24384	No
111	GOM_NL__2PRFIN20061029_132338_000000322052_00282_24384_3287.N1	29-OCT-2006 13:23:38	Dark	31.500	9	Alp Eri	0.45300	24000.	63	24384	No
112	GOM_NL__2PRFIN20061029_133459_000000382052_00282_24384_3288.N1	29-OCT-2006 13:34:59	Straylight	38.000	52	16Bet Cet	2.0370	4500.0	76	24384	No
113	GOM_NL__2PRFIN20061029_134428_000000302052_00282_24384_3289.N1	29-OCT-2006 13:44:28	Bright	29.500	140	88Gam Peg	2.8340	26000.	59	24384	No
114	GOM_NL__2PRFIN20061029_134820_000000322052_00282_24384_3290.N1	29-OCT-2006 13:48:20	Bright	31.500	58	21Alp And	2.0730	11000.	63	24384	No
115	GOM_NL__2PRFIN20061029_134958_000000302052_00282_24384_3291.N1	29-OCT-2006 13:49:58	Bright	29.500	53	43Bet And	2.0480	3300.0	59	24384	No
116	GOM_NL__2PRFIN20061029_135549_000000312052_00282_24384_3292.N1	29-OCT-2006 13:55:49	Bright	30.500	68	18Alp Cas	2.2250	4500.0	61	24384	No
117	GOM_NL__2PRFIN20061029_135702_000000302052_00282_24384_3293.N1	29-OCT-2006 13:57:02	Bright	30.000	76	27Gam Cas	2.3000	30000.	60	24384	No
118	GOM_NL__2PRFIN20061029_140505_000000302052_00282_24384_3294.N1	29-OCT-2006 14:05:05	Bright	29.500	49	1Alp UMi	1.9900	6300.0	59	24384	No
119	GOM_NL__2PRFIN20061029_140849_000000302052_00282_24384_3295.N1	29-OCT-2006 14:08:49	Bright	30.000	60	7Bet UMi	2.0810	3950.0	60	24384	No
120	GOM_NL__2PRFIN20061029_141444_000000462052_00282_24384_3296.N1	29-OCT-2006 14:14:44	Bright	46.000	32	77Eps UMa	1.7630	11000.	92	24384	No
121	GOM_NL__2PRFIN20061029_141936_000000282052_00282_24384_3297.N1	29-OCT-2006 14:19:36	Bright	27.500	152	12Alp2CVn	2.8900	11000.	55	24384	No
122	GOM_NL__2PRFIN20061029_142659_000000292052_00282_24384_3298.N1	29-OCT-2006 14:26:59	Bright	28.500	62	94Bet Leo	2.1360	9700.0	57	24384	No
123	GOM_NL__2PRFIN20061029_144531_000000352052_00282_24384_3299.N1	29-OCT-2006 14:45:31	Dark	35.000	113	Mu Vel	2.6920	5000.0	70	24384	No
124	GOM_NL__2PRFIN20061029_144909_000000332052_00283_24385_3285.N1	29-OCT-2006 14:49:09	Dark	32.500	91	Kap Vel	2.4900	26000.	65	24385	No
125	GOM_NL__2PRFIN20061029_150250_000000312052_00283_24385_3286.N1	29-OCT-2006 15:02:50	Dark	31.000	143	Alp Hyi	2.8570	7200.0	62	24385	No
126	GOM_NL__2PRFIN20061029_150414_000000392052_00283_24385_3287.N1	29-OCT-2006 15:04:14	Dark	38.500	9	Alp Eri	0.45300	24000.	77	24385	No
127	GOM_NL__2PRFIN20061029_151535_000000362052_00283_24385_3288.N1	29-OCT-2006 15:15:35	Straylight	36.000	52	16Bet Cet	2.0370	4500.0	72	24385	No
128	GOM_NL__2PRFIN20061029_152504_000000302052_00283_24385_3289.N1	29-OCT-2006 15:25:04	Bright	30.000	140	88Gam Peg	2.8340	26000.	60	24385	No
129	GOM_NL__2PRFIN20061029_152856_000000312052_00283_24385_3290.N1	29-OCT-2006 15:28:56	Bright	30.500	58	21Alp And	2.0730	11000.	61	24385	No
130	GOM_NL__2PRFIN20061029_153034_000000312052_00283_24385_3291.N1	29-OCT-2006 15:30:34	Bright	30.500	53	43Bet And	2.0480	3300.0	61	24385	No
131	GOM_NL__2PRFIN20061029_153625_000000322052_00283_24385_3292.N1	29-OCT-2006 15:36:25	Bright	31.500	68	18Alp Cas	2.2250	4500.0	63	24385	No
132	GOM_NL__2PRFIN20061029_153738_000000302052_00283_24385_3293.N1	29-OCT-2006 15:37:38	Bright	30.000	76	27Gam Cas	2.3000	30000.	60	24385	No
133	GOM_NL__2PRFIN20061029_154542_000000302052_00283_24385_3294.N1	29-OCT-2006 15:45:42	Bright	29.500	49	1Alp UMi	1.9900	6300.0	59	24385	No
134	GOM_NL__2PRFIN20061029_154925_000000302052_00283_24385_3295.N1	29-OCT-2006 15:49:25	Bright	29.500	60	7Bet UMi	2.0810	3950.0	59	24385	No
135	GOM_NL__2PRFIN20061029_155520_000000382052_00283_24385_3296.N1	29-OCT-2006 15:55:20	Bright	37.500	32	77Eps UMa	1.7630	11000.	75	24385	No
136	GOM_NL__2PRFIN20061029_160012_000000282052_00283_24385_3297.N1	29-OCT-2006 16:00:12	Bright	28.000	152	12Alp2CVn	2.8900	11000.	56	24385	No
137	GOM_NL__2PRFIN20061029_160735_000000292052_00283_24385_3298.N1	29-OCT-2006 16:07:35	Bright	28.500	62	94Bet Leo	2.1360	9700.0	57	24385	No
138	GOM_NL__2PRFIN20061029_162607_000000342052_00283_24385_3299.N1	29-OCT-2006 16:26:07	Dark	33.500	113	Mu Vel	2.6920	5000.0	67	24385	No
139	GOM_NL__2PRFIN20061029_162946_000000332052_00284_24386_3285.N1	29-OCT-2006 16:29:46	Dark	33.000	91	Kap Vel	2.4900	26000.	66	24386	No
140	GOM_NL__2PRFIN20061029_164326_000000322052_00284_24386_3286.N1	29-OCT-2006 16:43:26	Dark	31.500	143	Alp Hyi	2.8570	7200.0	63	24386	No
141	GOM_NL__2PRFIN20061029_164450_000000372052_00284_24386_3287.N1	29-OCT-2006 16:44:50	Dark	36.500	9	Alp Eri	0.45300	24000.	73	24386	No
142	GOM_NL__2PRFIN20061029_165611_000000372052_00284_24386_3288.N1	29-OCT-2006 16:56:11	Straylight	37.000	52	16Bet Cet	2.0370	4500.0	74	24386	No
143	GOM_NL__2PRFIN20061029_170541_000000302052_00284_24386_3289.N1	29-OCT-2006 17:05:41	Bright	29.500	140	88Gam Peg	2.8340	26000.	59	24386	No
144	GOM_NL__2PRFIN20061029_170932_000000312052_00284_24386_3290.N1	29-OCT-2006 17:09:32	Bright	31.000	58	21Alp And	2.0730	11000.	62	24386	No
145	GOM_NL__2PRFIN20061029_171110_000000312052_00284_24386_3291.N1	29-OCT-2006 17:11:10	Bright	31.000	53	43Bet And	2.0480	3300.0	62	24386	No
146	GOM_NL__2PRFIN20061029_171701_000000302052_00284_24386_3292.N1	29-OCT-2006 17:17:01	Bright	29.500	68	18Alp Cas	2.2250	4500.0	59	24386	No
147	GOM_NL__2PRFIN20061029_171814_000000292052_00284_24386_3293.N1	29-OCT-2006 17:18:14	Bright	29.000	76	27Gam Cas	2.3000	30000.	58	24386	No
148	GOM_NL__2PRFIN20061029_172617_000000312052_00284_24386_3294.N1	29-OCT-2006 17:26:17	Bright	30.500	49	1Alp UMi	1.9900	6300.0	61	24386	No
149	GOM_NL__2PRFIN20061029_173001_000000462052_00284_24386_3295.N1	29-OCT-2006 17:30:01	Bright	45.500	60	7Bet UMi	2.0810	3950.0	91	24386	No
150	GOM_NL__2PRFIN20061029_173556_000000272052_00284_24386_3296.N1	29-OCT-2006 17:35:56	Bright	27.000	32	77Eps UMa	1.7630	11000.	54	24386	No
151	GOM_NL__2PRFIN20061029_173710_000000252052_00284_24386_3297.N1	29-OCT-2006 17:37:10	Bright	25.000	39	85Eta UMa	1.8540	24000.	50	24386	No
152	GOM_NL__2PRFIN20061029_174048_000000282052_00284_24386_3298.N1	29-OCT-2006 17:40:48	Bright	28.000	152	12Alp2CVn	2.8900	11000.	56	24386	No
153	GOM_NL__2PRFIN20061029_174811_000000292052_00284_24386_3299.N1	29-OCT-2006 17:48:11	Bright	29.000	62	94Bet Leo	2.1360	9700.0	58	24386	No
154	GOM_NL__2PRFIN20061029_180644_000000322052_00284_24386_3300.N1	29-OCT-2006 18:06:44	Dark	32.000	113	Mu Vel	2.6920	5000.0	64	24386	No
155	GOM_NL__2PRFIN20061029_181023_000000332052_00285_24387_3285.N1	29-OCT-2006 18:10:23	Dark	32.500	91	Kap Vel	2.4900	26000.	65	24387	No
156	GOM_NL__2PRFIN20061029_182403_000000322052_00285_24387_3286.N1	29-OCT-2006 18:24:03	Dark	31.500	143	Alp Hyi	2.8570	7200.0	63	24387	No
157	GOM_NL__2PRFIN20061029_182526_000000372052_00285_24387_3287.N1	29-OCT-2006 18:25:26	Dark	36.500	9	Alp Eri	0.45300	24000.	73	24387	No
158	GOM_NL__2PRFIN20061029_183647_000000382052_00285_24387_3288.N1	29-OCT-2006 18:36:47	Straylight	38.000	52	16Bet Cet	2.0370	4500.0	76	24387	No
159	GOM_NL__2PRFIN20061029_184617_000000312052_00285_24387_3289.N1	29-OCT-2006 18:46:17	Bright	30.500	140	88Gam Peg	2.8340	26000.	61	24387	No
160	GOM_NL__2PRFIN20061029_185008_000000322052_00285_24387_3290.N1	29-OCT-2006 18:50:08	Bright	31.500	58	21Alp And	2.0730	11000.	63	24387	No

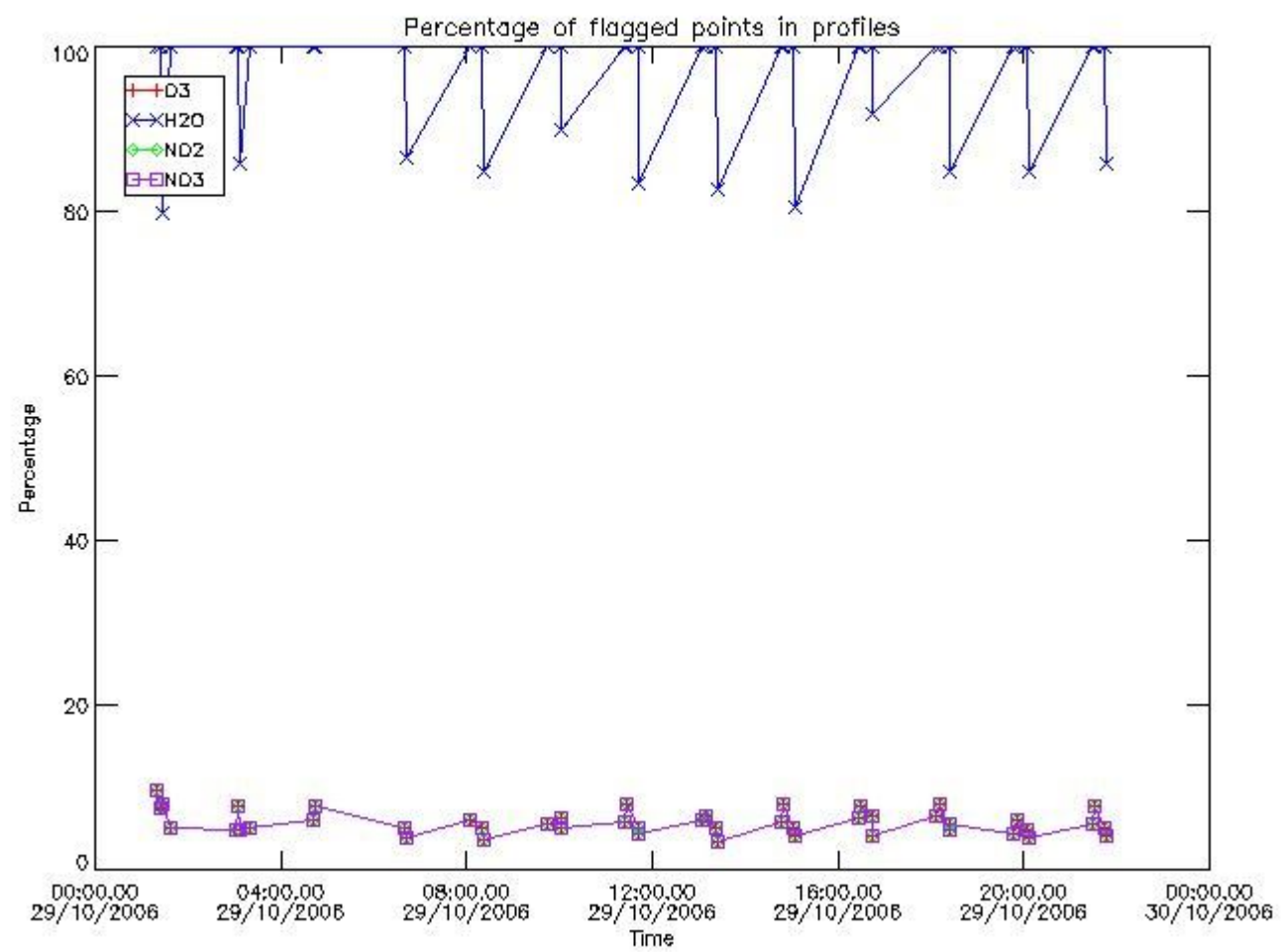


161	GOM_NL__2PRFIN20061029_185146_000000342052_00285_24387_3291.N1	29-OCT-2006 18:51:46	Bright	34.000	53	43Bet And	2.0480	3300.0	68	24387	No
162	GOM_NL__2PRFIN20061029_185737_000000312052_00285_24387_3292.N1	29-OCT-2006 18:57:37	Bright	30.500	68	18Alp Cas	2.2250	4500.0	61	24387	No
163	GOM_NL__2PRFIN20061029_185850_000000292052_00285_24387_3293.N1	29-OCT-2006 18:58:50	Bright	29.000	76	27Gam Cas	2.3000	30000.	58	24387	No
164	GOM_NL__2PRFIN20061029_190654_000000312052_00285_24387_3294.N1	29-OCT-2006 19:06:54	Bright	30.500	49	1Alp UMi	1.9900	6300.0	61	24387	No
165	GOM_NL__2PRFIN20061029_191037_000000292052_00285_24387_3295.N1	29-OCT-2006 19:10:37	Bright	28.500	60	7Bet UMi	2.0810	3950.0	57	24387	No
166	GOM_NL__2PRFIN20061029_191632_000000312052_00285_24387_3296.N1	29-OCT-2006 19:16:32	Bright	30.500	32	77Eps UMa	1.7630	11000.	61	24387	No
167	GOM_NL__2PRFIN20061029_191746_000000252052_00285_24387_3297.N1	29-OCT-2006 19:17:46	Bright	25.000	39	85Eta UMa	1.8540	24000.	50	24387	No
168	GOM_NL__2PRFIN20061029_192847_000000292052_00285_24387_3298.N1	29-OCT-2006 19:28:47	Bright	28.500	62	94Bet Leo	2.1360	9700.0	57	24387	No
169	GOM_NL__2PRFIN20061029_194720_000000362052_00285_24387_3299.N1	29-OCT-2006 19:47:20	Dark	35.500	113	Mu Vel	2.6920	5000.0	71	24387	No
170	GOM_NL__2PRFIN20061029_195059_000000342052_00286_24388_3285.N1	29-OCT-2006 19:50:59	Dark	34.000	91	Kap Vel	2.4900	26000.	68	24388	No
171	GOM_NL__2PRFIN20061029_200439_000000322052_00286_24388_3286.N1	29-OCT-2006 20:04:39	Dark	31.500	143	Alp Hyi	2.8570	7200.0	63	24388	No
172	GOM_NL__2PRFIN20061029_200602_000000402052_00286_24388_3287.N1	29-OCT-2006 20:06:02	Dark	40.000	9	Alp Eri	0.45300	24000.	80	24388	No
173	GOM_NL__2PRFIN20061029_201724_000000392052_00286_24388_3288.N1	29-OCT-2006 20:17:24	Straylight	38.500	52	16Bet Cet	2.0370	4500.0	77	24388	No
174	GOM_NL__2PRFIN20061029_202653_000000292052_00286_24388_3289.N1	29-OCT-2006 20:26:53	Bright	29.000	140	88Gam Peg	2.8340	26000.	58	24388	No
175	GOM_NL__2PRFIN20061029_203045_000000302052_00286_24388_3290.N1	29-OCT-2006 20:30:45	Bright	29.500	58	21Alp And	2.0730	11000.	59	24388	No
176	GOM_NL__2PRFIN20061029_203222_000000322052_00286_24388_3291.N1	29-OCT-2006 20:32:22	Bright	32.000	53	43Bet And	2.0480	3300.0	64	24388	No
177	GOM_NL__2PRFIN20061029_203813_000000302052_00286_24388_3292.N1	29-OCT-2006 20:38:13	Bright	29.500	68	18Alp Cas	2.2250	4500.0	59	24388	No
178	GOM_NL__2PRFIN20061029_203926_000000302052_00286_24388_3293.N1	29-OCT-2006 20:39:26	Bright	30.000	76	27Gam Cas	2.3000	30000.	60	24388	No
179	GOM_NL__2PRFIN20061029_204729_000000302052_00286_24388_3294.N1	29-OCT-2006 20:47:29	Bright	30.000	49	1Alp UMi	1.9900	6300.0	60	24388	No
180	GOM_NL__2PRFIN20061029_205113_000000282052_00286_24388_3295.N1	29-OCT-2006 20:51:13	Bright	27.500	60	7Bet UMi	2.0810	3950.0	55	24388	No
181	GOM_NL__2PRFIN20061029_205709_000000292052_00286_24388_3296.N1	29-OCT-2006 20:57:09	Bright	28.500	32	77Eps UMa	1.7630	11000.	57	24388	No
182	GOM_NL__2PRFIN20061029_205823_000000282052_00286_24388_3297.N1	29-OCT-2006 20:58:23	Bright	28.000	39	85Eta UMa	1.8540	24000.	56	24388	No
183	GOM_NL__2PRFIN20061029_210200_000000282052_00286_24388_3298.N1	29-OCT-2006 21:02:00	Bright	28.000	152	12Alp2CVn	2.8900	11000.	56	24388	No
184	GOM_NL__2PRFIN20061029_210923_000000292052_00286_24388_3299.N1	29-OCT-2006 21:09:23	Bright	29.000	62	94Bet Leo	2.1360	9700.0	58	24388	No
185	GOM_NL__2PRFIN20061029_212756_000000372052_00286_24388_3300.N1	29-OCT-2006 21:27:56	Dark	36.500	113	Mu Vel	2.6920	5000.0	73	24388	No
186	GOM_NL__2PRFIN20061029_213136_000000342052_00287_24389_3285.N1	29-OCT-2006 21:31:36	Dark	33.500	91	Kap Vel	2.4900	26000.	67	24389	No
187	GOM_NL__2PRFIN20061029_214515_000000312052_00287_24389_3286.N1	29-OCT-2006 21:45:15	Dark	30.500	143	Alp Hyi	2.8570	7200.0	61	24389	No
188	GOM_NL__2PRFIN20061029_214638_000000392052_00287_24389_3287.N1	29-OCT-2006 21:46:38	Dark	38.500	9	Alp Eri	0.45300	24000.	77	24389	No

### 3. Quality information per product

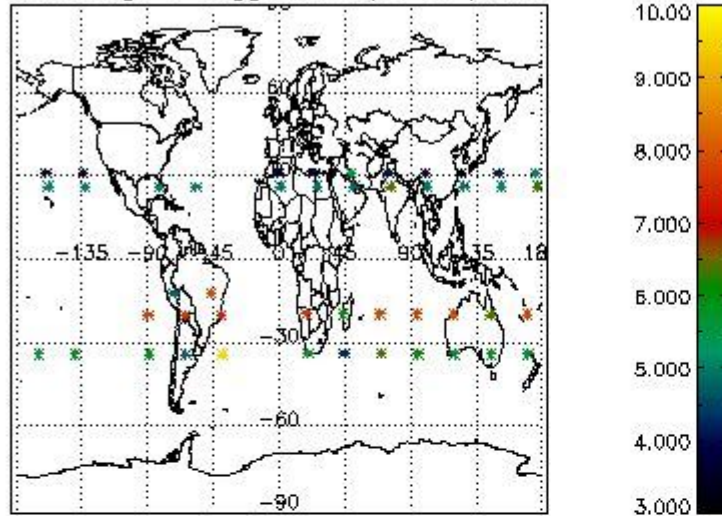
In this section it is plotted some information contained in the Quality Summary data set of the level 2 products. Only products in dark limb conditions and without errors (error flag in the MPH set to "0") are used.

#### 3.1 Plot quality information per product (time dependant)

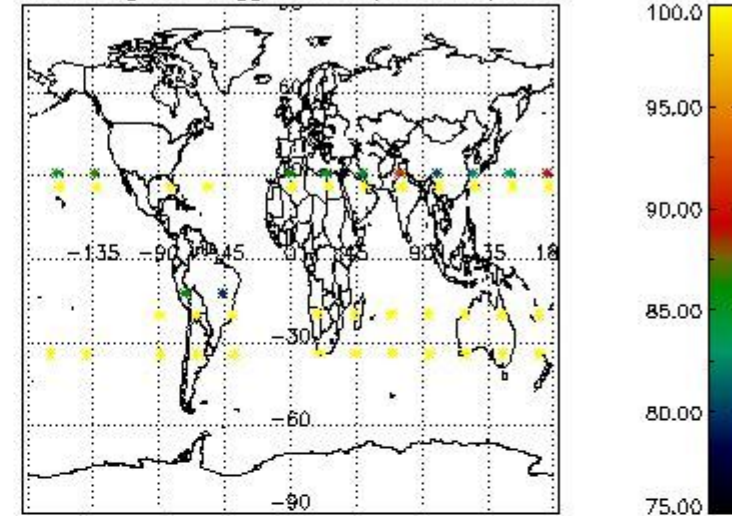


*3.2 Plot quality information per product (world map)*

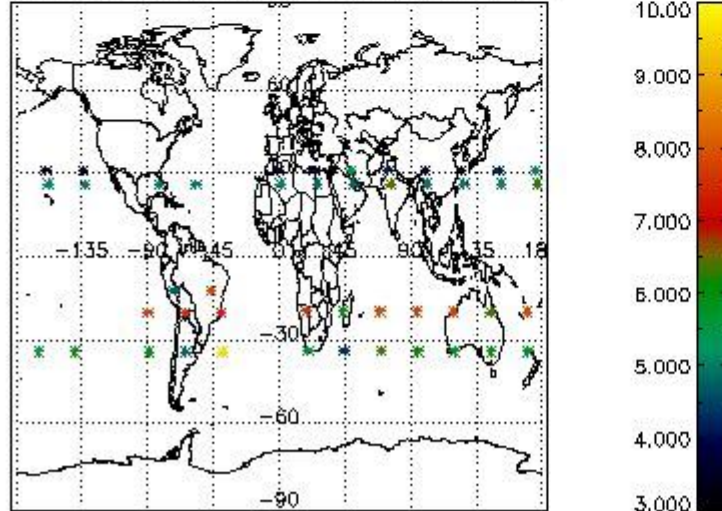
Percentage of flagged data per O3 profile



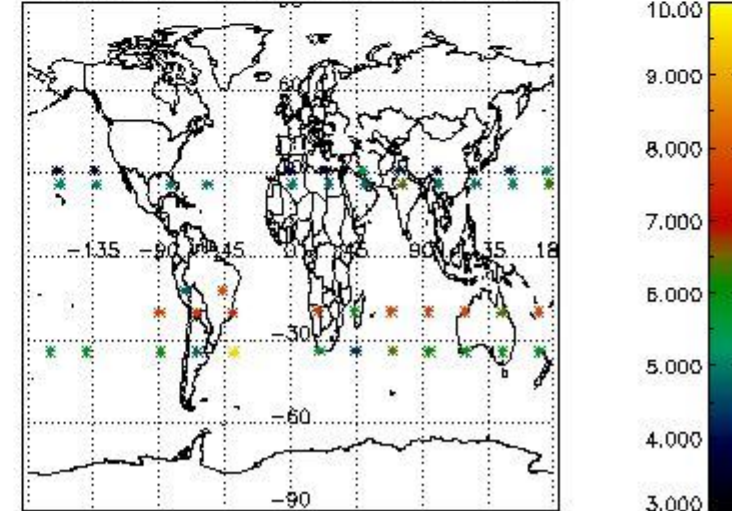
Percentage of flagged data per H2O profile



Percentage of flagged data per NO2 profile



Percentage of flagged data per NO3 profile

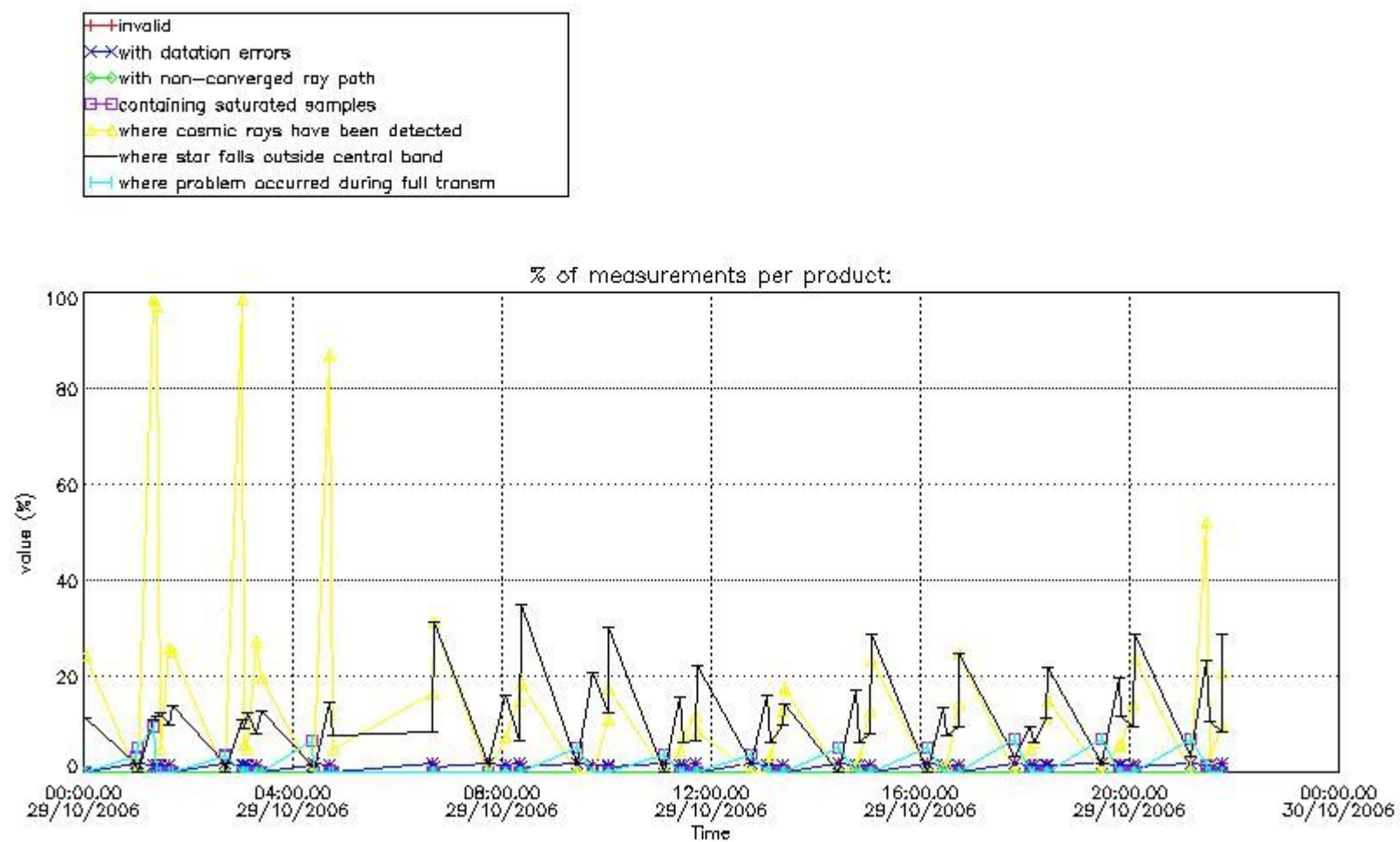


#### 4. Level 1 quality information per product

In this section it is plotted some information contained in the Quality Summary data set of the level 2 products that comes from the level 1b processing. Products without errors (error flag in the MPH set to "0") are used.

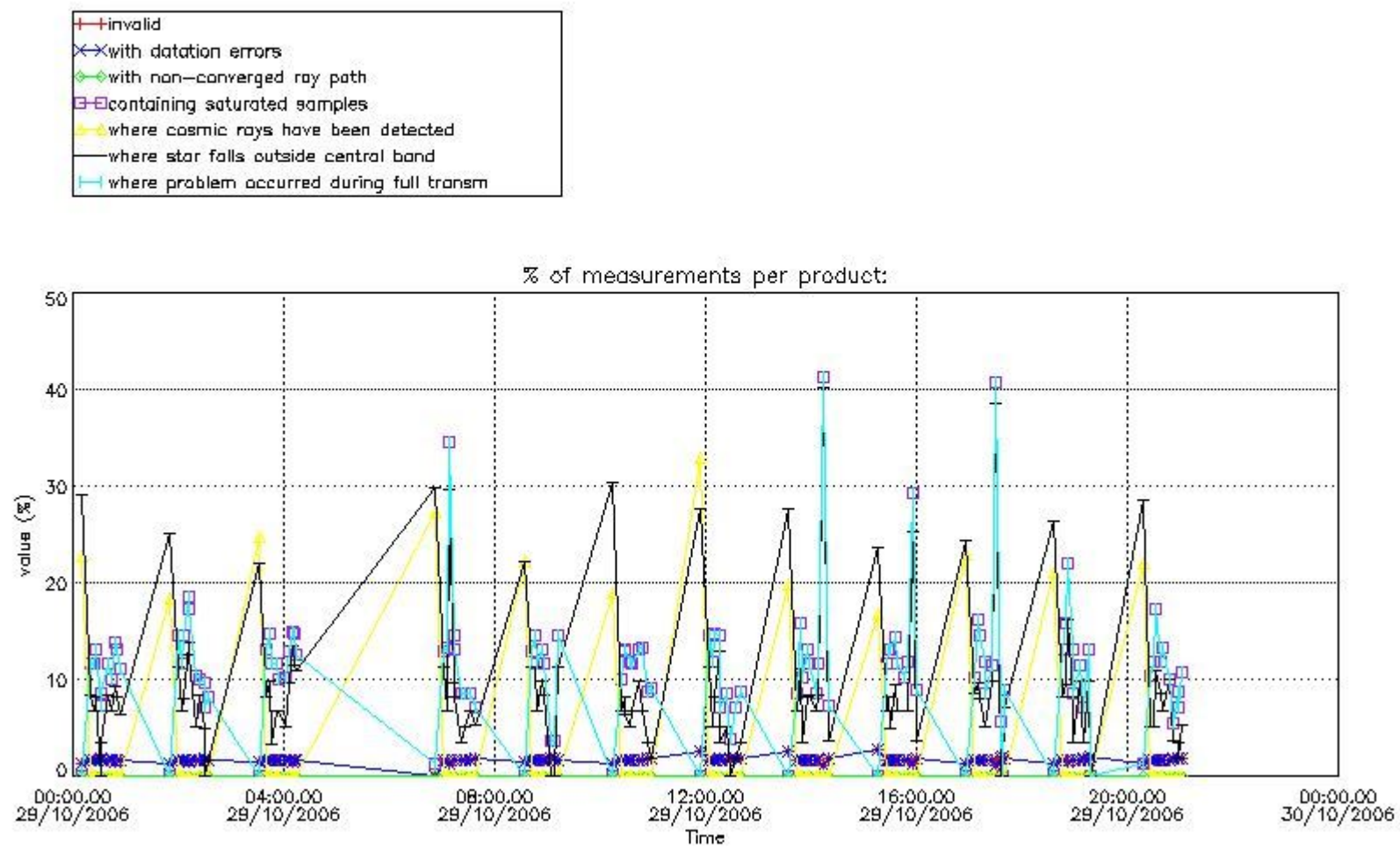
##### 4.1 Plot quality information per product (time dependant) coming from level 1b processing

###### 4.1.1 Plot level 1 quality information per product (time dependant): ENVISAT ASCENDING passes



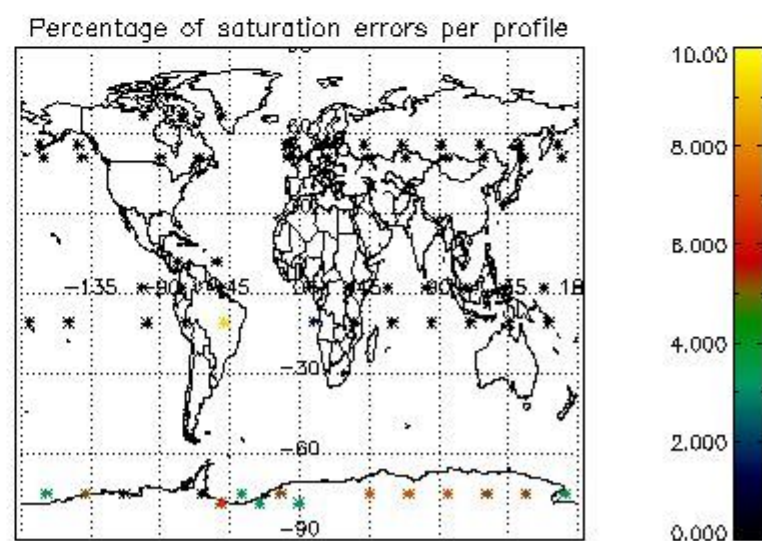
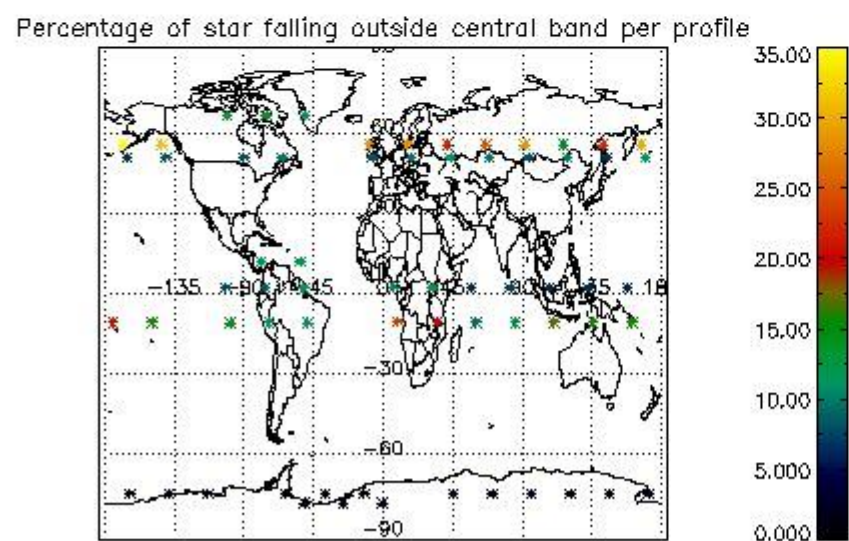
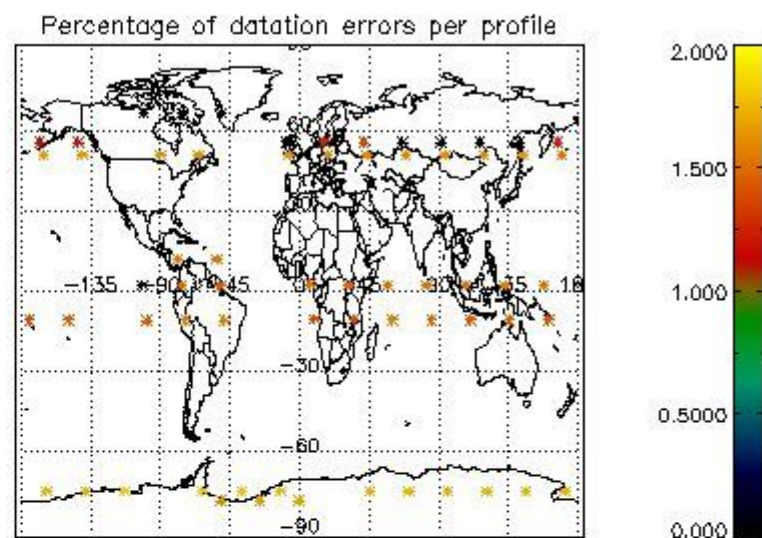
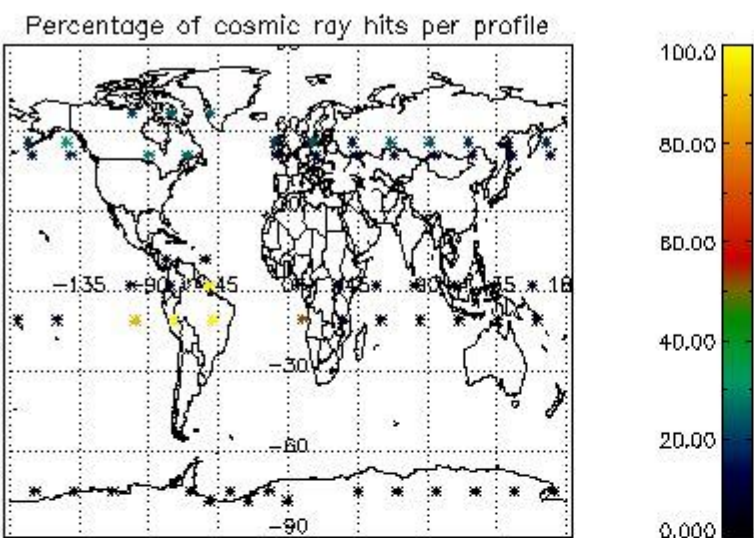
4.1.2 Plot level 1 quality information per product (time dependant): ENVI SAT DESCENDING passes





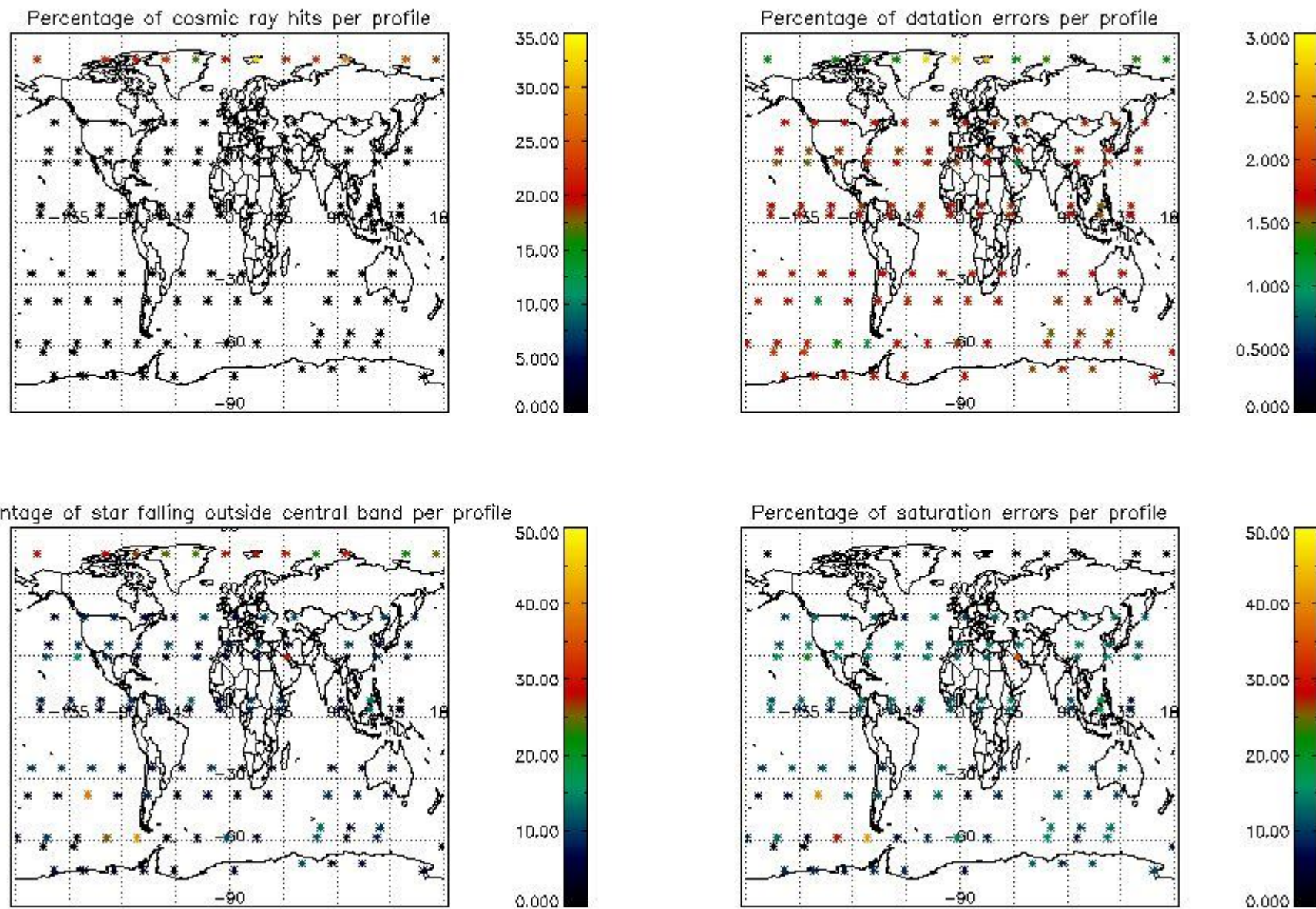
4.2 Plot quality information per product coming from level 1b processing (world map)

4.2.1 Plot level 1 quality information per product (world map): ENVISAT ASCENDING passes



4.2.2 Plot level 1 quality information per product (world map): ENVISAT DESCENDING passes





## 5. Trace gas profiles

### 5.1 Ozone statistics based on quality of products

The final quality of the products can be "measured" using the STD (Standard Deviation) attached to every point profile. This information is written to the parameter GOM\_NL\_\_2P/NL\_LOCAL\_SPECIES\_DENSITY/o3\_std of the level 2 products. The table below shows the statistics for given STD ranges.

The statistics are given with respect to the overall valid production:

- Products without fatal errors: GOM\_NL\_\_2P/MPH/PRODUCT\_ERR=0
- Valid point profile: GOM\_NL\_\_2P/NL\_LOCAL\_SPECIES\_DENSITY/pcd(0)=0

The 'Criteria' is applied to valid points of dark limb products:

- Products in dark limb illumination condition: GOM\_NL\_\_2P/NL\_SUMMARY\_QUALITY/obs\_ill\_cond=0
- Products without fatal errors: GOM\_NL\_\_2P/MPH/PRODUCT\_ERR=0
- Valid point profile: GOM\_NL\_\_2P/NL\_LOCAL\_SPECIES\_DENSITY/pcd(0)=0

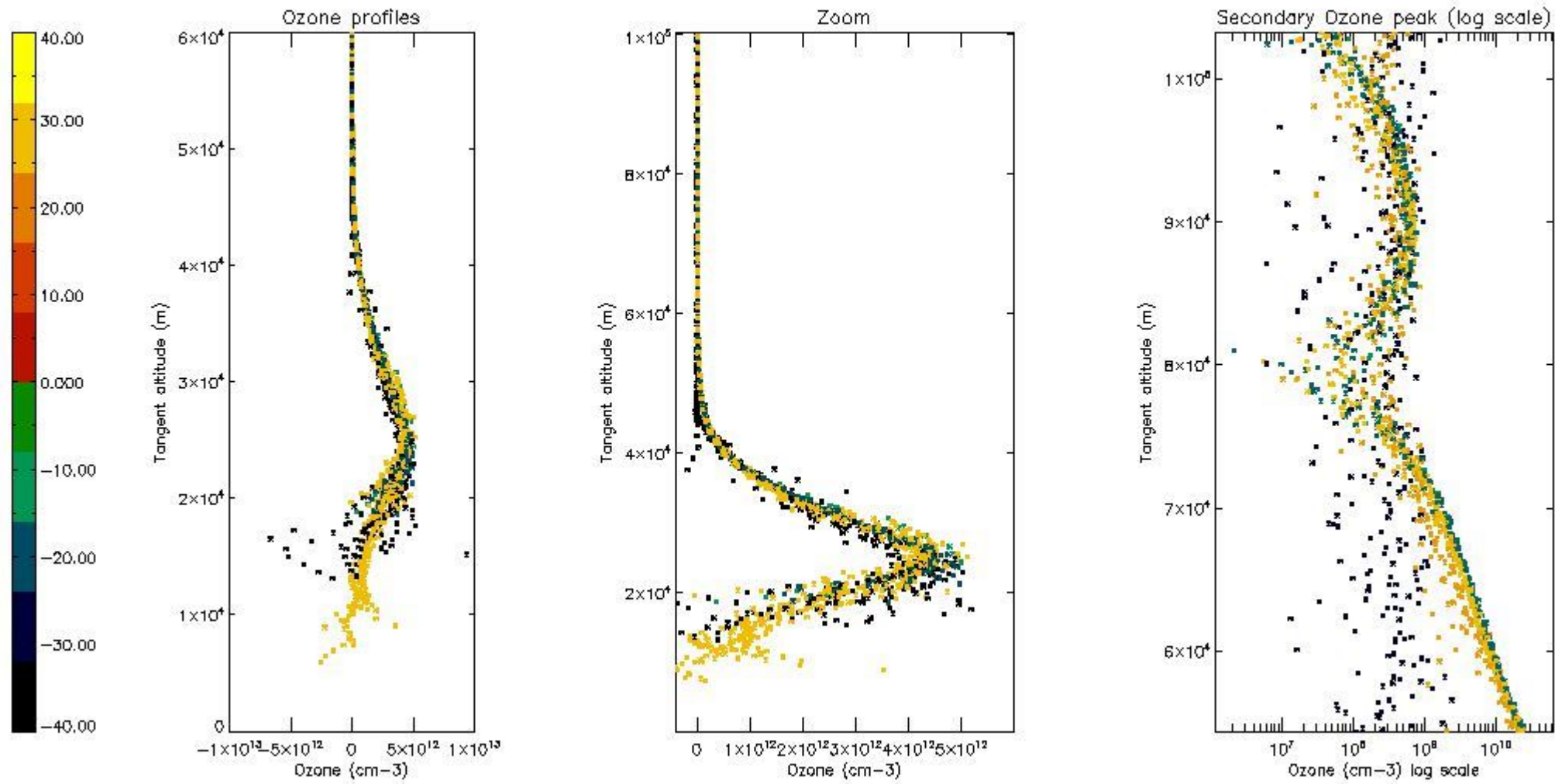
So, the table below shows the percentage of dark limb and valid observations for each criteria with respect to the overall valid daily observations.

Criteria	% of total production
All STD	27
STD < 20	16

STD < 10	12
STD < 5	7

5.2 Plot ozone profiles for all STD (dark without errors)

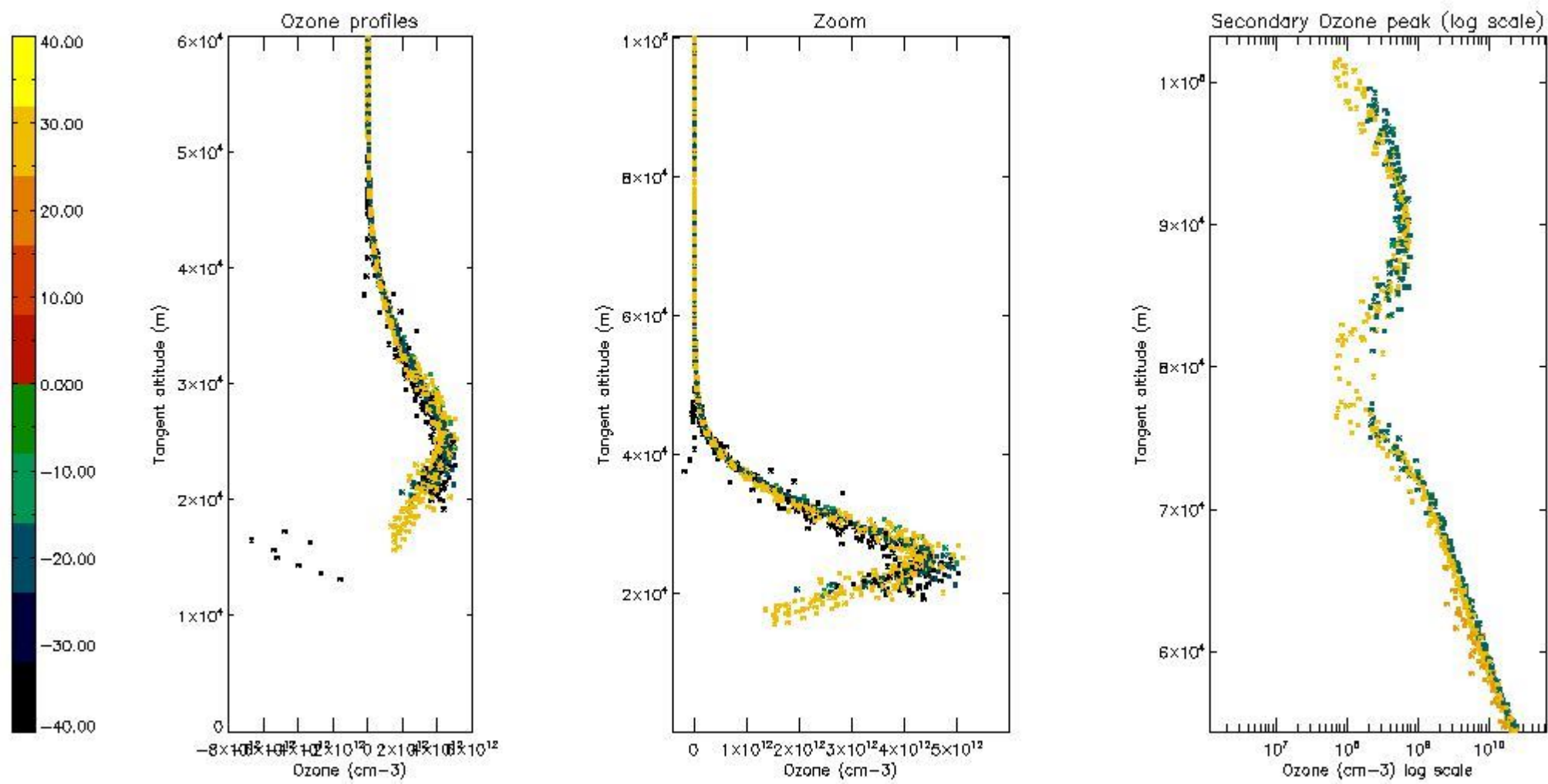
The colorbar represents the latitude.



5.3 Plot ozone profiles where STD < 20% (dark without errors)

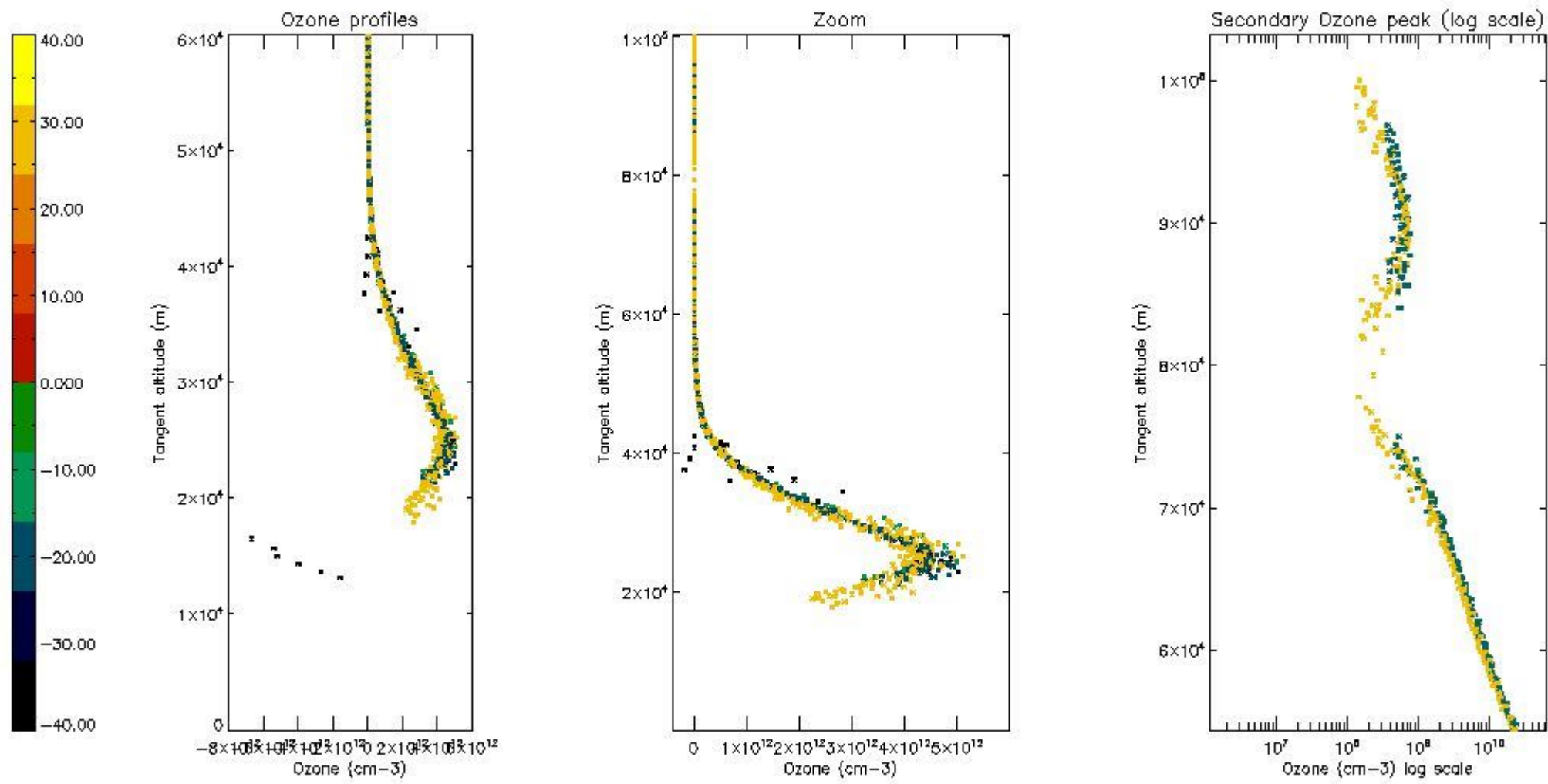
The colorbar represents the latitude.





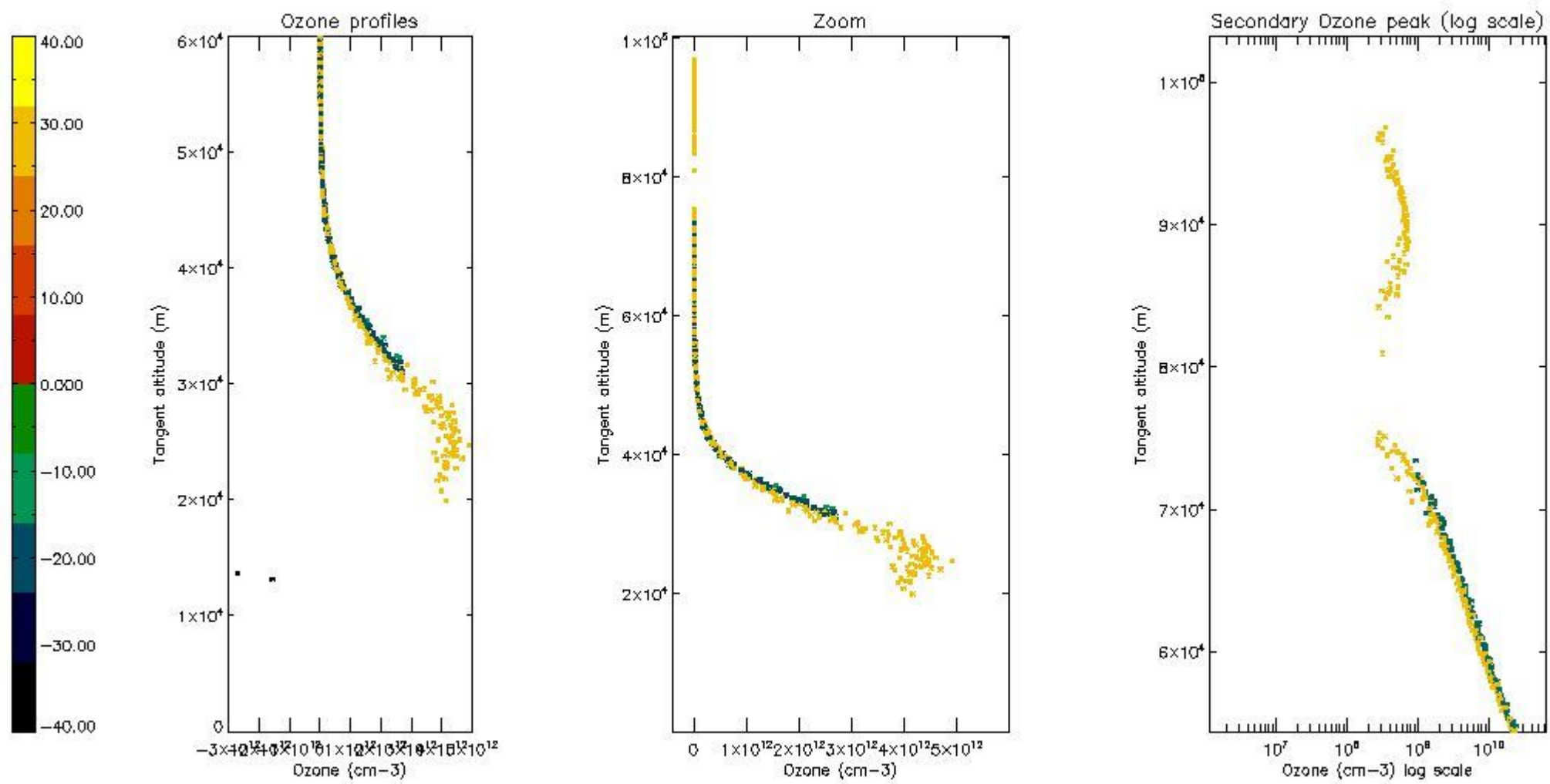
*5.4 Plot ozone profiles where STD < 10% (dark without errors)*

The colorbar represents the latitude.



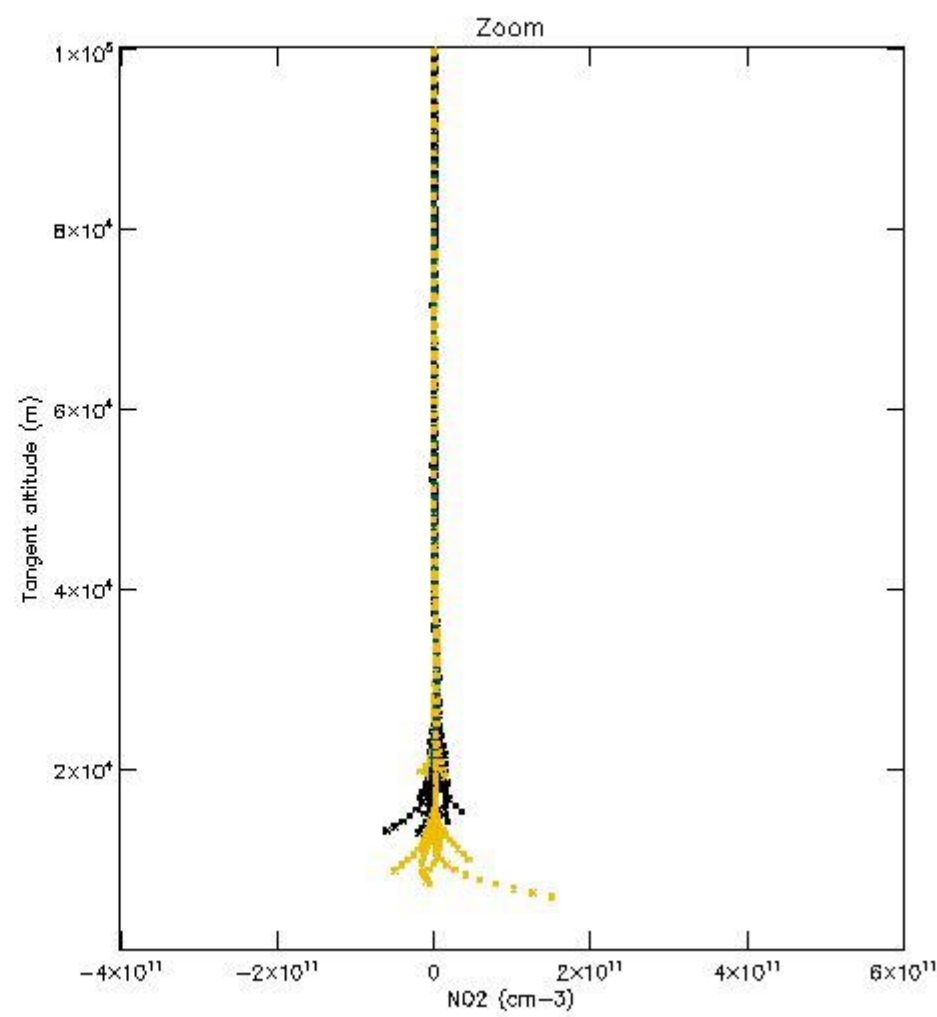
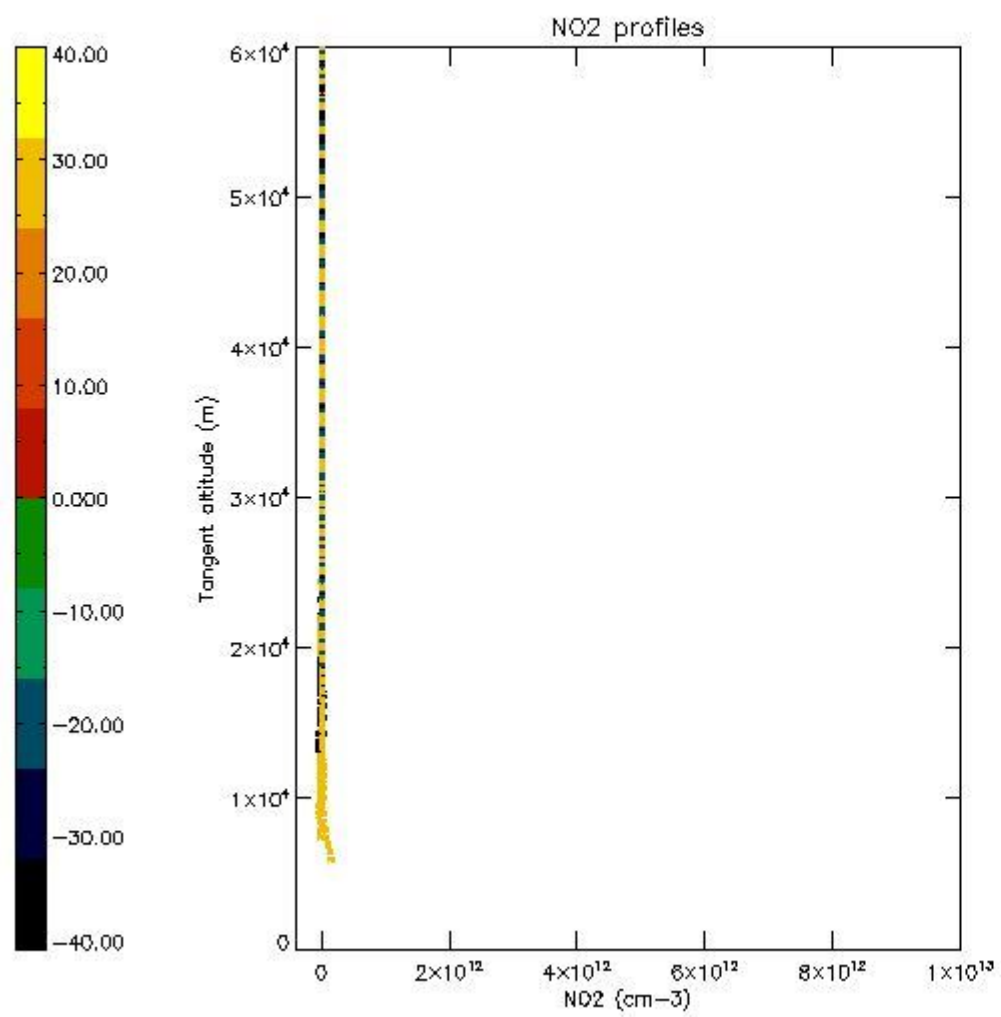
*5.5 Plot ozone profiles where STD < 5% (dark without errors)*

The colorbar represents the latitude.



*5.6 Plot NO<sub>2</sub> profiles for all STD (dark without errors)*

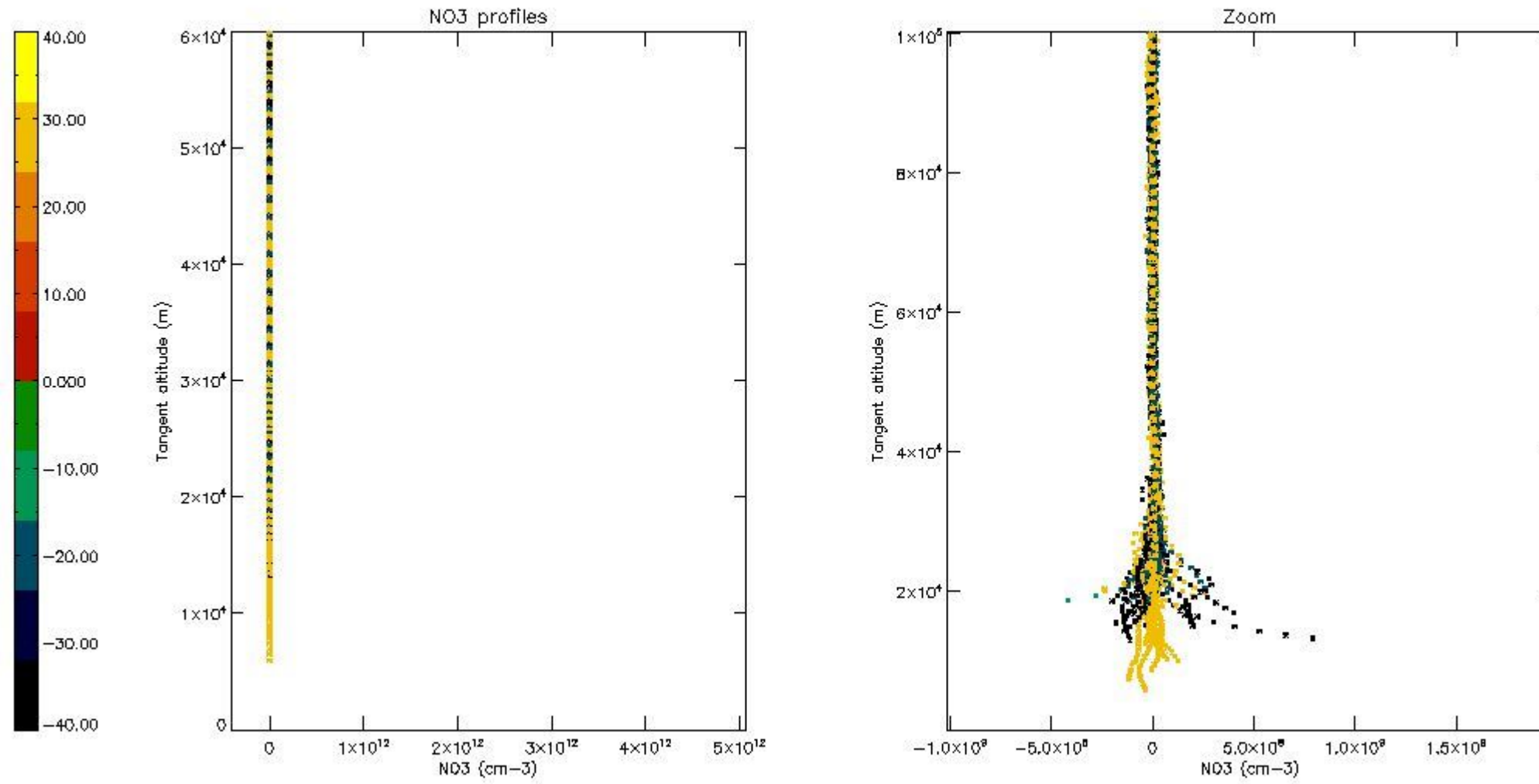
The colorbar represents the latitude.



*5.7 Plot NO3 profiles for all STD (dark without errors)*

The colorbar represents the latitude.





## 6. Auxiliary Data Files used for the production reported in section 2

The number reported in the third column indicates since which file (see list in section 2) the corresponding auxiliary file has been used. The fourth column is the date of those product files.

Type	Auxiliary Filename	Used since product	Used since product date
INST_PHYS_CHARACTERISTICS	GOM_INS_AXVIEC20091111_143220_20030716_120000_20500101_000000	1	29-OCT-2006 00:01:59
LEVEL-2_PROC_CONFIG	GOM_PR2_AXVIEC20091111_152718_20020301_000000_20500101_000000	1	29-OCT-2006 00:01:59
CROSS_SECTIONS_FILE	GOM_CRS_AXVIEC20091111_154832_20020301_000000_20500101_000000	1	29-OCT-2006 00:01:59

# GOMOS Level 2 Daily Report

## SUMMARY

### [1. General Info](#)

### [2. Summary of processed GOM\\_NL\\_2P products](#)

### [3. Level 2 Quality information per product](#)

#### [3.1 Plot of level 2 quality information per product \(time dependant\)](#)

#### [3.2 Plot of level 2 quality information per product \(world map\)](#)

### [4. Level 1 Quality information per product \(stored on level 2 products\)](#)

#### [4.1 Plot of level 1 quality information per product \(time dependant\)](#)

##### [4.1.1 Plot of level 1 quality information per product \(time dependant\): ASCENDING](#)

##### [4.1.2 Plot of level 1 quality information per product \(time dependant\): DESCENDING](#)

#### [4.2 Plot of level 1 quality information per product \(world map\)](#)

##### [4.2.1 Plot of level 1 quality information per product \(world map\): ASCENDING](#)

##### [4.2.2 Plot of level 1 quality information per product \(world map\): DESCENDING](#)

### [5. Ozone profiles based on quality statistics and other trace gas profiles](#)

#### [5.1 Ozone statistics based on quality of products](#)

#### [5.2 Plot ozone profiles for all STD \(dark without errors\)](#)

#### [5.3 Plot ozone profiles where STD < 20% \(dark without errors\)](#)

#### [5.4. Plot ozone profiles where STD < 10% \(dark without errors\)](#)

#### [5.5. Plot ozone profiles where STD < 5% \(dark without errors\)](#)

#### [5.6 Plot NO2 profiles for all STD \(dark without errors\)](#)

#### [5.7 Plot NO3 profiles for all STD \(dark without errors\)](#)

#### [5.8 Plot H2O profiles \(only for occultations of stars 1,2,3,4,13,14,16,26,63 dark without errors\) for all STD](#)

### [6. Auxiliary Data Files used for the production reported in section 2](#)

This report presents the daily analysis on parameters extracted from GOMOS level 2 data (GOM\_NL\_\_2P). It is intended to monitor some important parameters that will impact the quality of these products. A list of level 2 products (and content) that have arrived during the reporting day to the PCF is also given.

Item	Value
Time of report generation	24APR2013 05:24:02
Data source version	GOMOS/6.01
Start time of products	29-10-2006 (29OCT2006 00:00:00)
Stop time of products	30-10-2006 (30OCT2006 00:00:00)
Store outputs in DB	Yes
Nb of level 2 prods	188
Nb of prods with errors	0

## 2. Summary of processed GOM\_NL\_\_2P products.

Nr	Filename	UTC Start time	Limb	Duration	Star Id	Star Name	Star Mag	Star Temp	Nb Meas	Orbit	Prod. error
1	GOM_NL__2PRFIN20061029_000159_000000352052_00274_24376_3287.N1	29-OCT-2006 00:01:59	Straylight	35.000	157	The1Eri	2.9060	9300.0	70	24376	No
2	GOM_NL__2PRFIN20061029_001010_000000402052_00274_24376_3288.N1	29-OCT-2006 00:10:10	Straylight	39.500	52	16Bet Cet	2.0370	4500.0	79	24376	No
3	GOM_NL__2PRFIN20061029_001939_000000302052_00274_24376_3289.N1	29-OCT-2006 00:19:39	Bright	30.000	140	88Gam Peg	2.8340	26000.	60	24376	No
4	GOM_NL__2PRFIN20061029_002331_000000302052_00274_24376_3290.N1	29-OCT-2006 00:23:31	Bright	30.000	58	21Alp And	2.0730	11000.	60	24376	No
5	GOM_NL__2PRFIN20061029_002512_000000312052_00274_24376_3291.N1	29-OCT-2006 00:25:12	Bright	30.500	53	43Bet And	2.0480	3300.0	61	24376	No
6	GOM_NL__2PRFIN20061029_003102_000000282052_00274_24376_3292.N1	29-OCT-2006 00:31:02	Bright	27.500	68	18Alp Cas	2.2250	4500.0	55	24376	No
7	GOM_NL__2PRFIN20061029_003215_000000292052_00274_24376_3293.N1	29-OCT-2006 00:32:15	Bright	29.000	76	27Gam Cas	2.3000	30000.	58	24376	No
8	GOM_NL__2PRFIN20061029_004018_000000302052_00274_24376_3294.N1	29-OCT-2006 00:40:18	Bright	30.000	49	1Alp UMi	1.9900	6300.0	60	24376	No
9	GOM_NL__2PRFIN20061029_004359_000000302052_00274_24376_3295.N1	29-OCT-2006 00:43:59	Bright	30.000	60	7Bet UMi	2.0810	3950.0	60	24376	No
10	GOM_NL__2PRFIN20061029_004830_000000332052_00274_24376_3296.N1	29-OCT-2006 00:48:30	Bright	32.500	36	50Alp UMa	1.8000	6300.0	65	24376	No
11	GOM_NL__2PRFIN20061029_004955_000000312052_00274_24376_3297.N1	29-OCT-2006 00:49:55	Bright	30.500	32	77Eps UMa	1.7630	11000.	61	24376	No
12	GOM_NL__2PRFIN20061029_005343_000000322052_00274_24376_3298.N1	29-OCT-2006 00:53:43	Bright	31.500	174	52Psi UMa	3.0040	4400.0	63	24376	No
13	GOM_NL__2PRFIN20061029_010056_000000302052_00274_24376_3299.N1	29-OCT-2006 01:00:56	Bright	30.000	96	68Del Leo	2.5600	9300.0	60	24376	No
14	GOM_NL__2PRFIN20061029_010209_000000292052_00274_24376_3300.N1	29-OCT-2006 01:02:09	Bright	28.500	62	94Bet Leo	2.1360	9700.0	57	24376	No
15	GOM_NL__2PRFIN20061029_012040_000000322052_00274_24376_3301.N1	29-OCT-2006 01:20:40	Dark	32.000	113	Mu Vel	2.6920	5000.0	64	24376	No
16	GOM_NL__2PRFIN20061029_012417_000000352052_00275_24377_3474.N1	29-OCT-2006 01:24:17	Dark	34.500	91	Kap Vel	2.4900	26000.	69	24377	No
17	GOM_NL__2PRFIN20061029_012704_000000332052_00275_24377_3475.N1	29-OCT-2006 01:27:04	Dark	32.500	29	Bet Car	1.6720	10200.	65	24377	No
18	GOM_NL__2PRFIN20061029_013801_000000312052_00275_24377_3476.N1	29-OCT-2006 01:38:01	Dark	31.000	143	Alp Hyi	2.8570	7200.0	62	24377	No
19	GOM_NL__2PRFIN20061029_014235_000000362052_00275_24377_3477.N1	29-OCT-2006 01:42:35	Straylight	36.000	157	The1Eri	2.9060	9300.0	72	24377	No
20	GOM_NL__2PRFIN20061029_015046_000000382052_00275_24377_3478.N1	29-OCT-2006 01:50:46	Straylight	38.000	52	16Bet Cet	2.0370	4500.0	76	24377	No
21	GOM_NL__2PRFIN20061029_020015_000000312052_00275_24377_3479.N1	29-OCT-2006 02:00:15	Bright	31.000	140	88Gam Peg	2.8340	26000.	62	24377	No
22	GOM_NL__2PRFIN20061029_020407_000000302052_00275_24377_3480.N1	29-OCT-2006 02:04:07	Bright	30.000	58	21Alp And	2.0730	11000.	60	24377	No
23	GOM_NL__2PRFIN20061029_020547_000000312052_00275_24377_3481.N1	29-OCT-2006 02:05:47	Bright	31.000	53	43Bet And	2.0480	3300.0	62	24377	No
24	GOM_NL__2PRFIN20061029_021137_000000332052_00275_24377_3482.N1	29-OCT-2006 02:11:37	Bright	32.500	68	18Alp Cas	2.2250	4500.0	65	24377	No
25	GOM_NL__2PRFIN20061029_021251_000000322052_00275_24377_3483.N1	29-OCT-2006 02:12:51	Bright	32.000	76	27Gam Cas	2.3000	30000.	64	24377	No
26	GOM_NL__2PRFIN20061029_022054_000000292052_00275_24377_3484.N1	29-OCT-2006 02:20:54	Bright	29.000	49	1Alp UMi	1.9900	6300.0	58	24377	No
27	GOM_NL__2PRFIN20061029_022436_000000302052_00275_24377_3485.N1	29-OCT-2006 02:24:36	Bright	30.000	60	7Bet UMi	2.0810	3950.0	60	24377	No
28	GOM_NL__2PRFIN20061029_022906_000000312052_00275_24377_3486.N1	29-OCT-2006 02:29:06	Bright	31.000	36	50Alp UMa	1.8000	6300.0	62	24377	No
29	GOM_NL__2PRFIN20061029_023032_000000282052_00275_24377_3487.N1	29-OCT-2006 02:30:32	Bright	28.000	32	77Eps UMa	1.7630	11000.	56	24377	No
30	GOM_NL__2PRFIN20061029_023419_000000312052_00275_24377_3488.N1	29-OCT-2006 02:34:19	Bright	30.500	174	52Psi UMa	3.0040	4400.0	61	24377	No
31	GOM_NL__2PRFIN20061029_024133_000000302052_00275_24377_3489.N1	29-OCT-2006 02:41:33	Bright	30.000	96	68Del Leo	2.5600	9300.0	60	24377	No
32	GOM_NL__2PRFIN20061029_024245_000000282052_00275_24377_3490.N1	29-OCT-2006 02:42:45	Bright	28.000	62	94Bet Leo	2.1360	9700.0	56	24377	No
33	GOM_NL__2PRFIN20061029_030117_000000322052_00275_24377_3491.N1	29-OCT-2006 03:01:17	Dark	32.000	113	Mu Vel	2.6920	5000.0	64	24377	No
34	GOM_NL__2PRFIN20061029_030454_000000342052_00276_24378_3284.N1	29-OCT-2006 03:04:54	Dark	33.500	91	Kap Vel	2.4900	26000.	67	24378	No
35	GOM_NL__2PRFIN20061029_030741_000000322052_00276_24378_3285.N1	29-OCT-2006 03:07:41	Dark	32.000	29	Bet Car	1.6720	10200.	64	24378	No
36	GOM_NL__2PRFIN20061029_031837_000000312052_00276_24378_3286.N1	29-OCT-2006 03:18:37	Dark	31.000	143	Alp Hyi	2.8570	7200.0	62	24378	No
37	GOM_NL__2PRFIN20061029_032312_000000362052_00276_24378_3287.N1	29-OCT-2006 03:23:12	Straylight	35.500	157	The1Eri	2.9060	9300.0	71	24378	No
38	GOM_NL__2PRFIN20061029_033122_000000372052_00276_24378_3288.N1	29-OCT-2006 03:31:22	Straylight	36.500	52	16Bet Cet	2.0370	4500.0	73	24378	No
39	GOM_NL__2PRFIN20061029_034051_000000312052_00276_24378_3289.N1	29-OCT-2006 03:40:51	Bright	30.500	140	88Gam Peg	2.8340	26000.	61	24378	No
40	GOM_NL__2PRFIN20061029_034443_000000312052_00276_24378_3290.N1	29-OCT-2006 03:44:43	Bright	30.500	58	21Alp And	2.0730	11000.	61	24378	No
41	GOM_NL__2PRFIN20061029_034623_000000302052_00276_24378_3291.N1	29-OCT-2006 03:46:23	Bright	30.000	53	43Bet And	2.0480	3300.0	60	24378	No
42	GOM_NL__2PRFIN20061029_035214_000000302052_00276_24378_3292.N1	29-OCT-2006 03:52:14	Bright	30.000	68	18Alp Cas	2.2250	4500.0	60	24378	No

43	GOM_NL__2PRFIN20061029_035327_000000302052_00276_24378_3293.N1	29-OCT-2006 03:53:27	Bright	30.000	76	27Gam Cas	2.3000	30000.	60	24378	No
44	GOM_NL__2PRFIN20061029_040130_000000302052_00276_24378_3294.N1	29-OCT-2006 04:01:30	Bright	29.500	49	1Alp UMi	1.9900	6300.0	59	24378	No
45	GOM_NL__2PRFIN20061029_040511_000000312052_00276_24378_3295.N1	29-OCT-2006 04:05:11	Bright	31.000	60	7Bet UMi	2.0810	3950.0	62	24378	No
46	GOM_NL__2PRFIN20061029_040942_000000342052_00276_24378_3296.N1	29-OCT-2006 04:09:42	Bright	33.500	36	50Alp UMa	1.8000	6300.0	67	24378	No
47	GOM_NL__2PRFIN20061029_041108_000000312052_00276_24378_3297.N1	29-OCT-2006 04:11:08	Bright	30.500	32	77Eps UMa	1.7630	11000.	61	24378	No
48	GOM_NL__2PRFIN20061029_041455_000000322052_00276_24378_3298.N1	29-OCT-2006 04:14:55	Bright	32.000	174	52Psi UMa	3.0040	4400.0	64	24378	No
49	GOM_NL__2PRFIN20061029_042209_000000312052_00276_24378_3299.N1	29-OCT-2006 04:22:09	Bright	31.000	96	68Del Leo	2.5600	9300.0	62	24378	No
50	GOM_NL__2PRFIN20061029_042322_000000282052_00276_24378_3300.N1	29-OCT-2006 04:23:22	Bright	27.500	62	94Bet Leo	2.1360	9700.0	55	24378	No
51	GOM_NL__2PRFIN20061029_044153_000000352052_00276_24378_3301.N1	29-OCT-2006 04:41:53	Dark	34.500	113	Mu Vel	2.6920	5000.0	69	24378	No
52	GOM_NL__2PRFIN20061029_044530_000000332052_00277_24379_3285.N1	29-OCT-2006 04:45:30	Dark	32.500	91	Kap Vel	2.4900	26000.	65	24379	No
53	GOM_NL__2PRFIN20061029_063950_000000312052_00278_24380_3285.N1	29-OCT-2006 06:39:50	Dark	30.500	143	Alp Hyi	2.8570	7200.0	61	24380	No
54	GOM_NL__2PRFIN20061029_064113_000000422052_00278_24380_3286.N1	29-OCT-2006 06:41:13	Dark	41.500	9	Alp Eri	0.45300	24000.	83	24380	No
55	GOM_NL__2PRFIN20061029_065235_000000392052_00278_24380_3287.N1	29-OCT-2006 06:52:35	Straylight	38.500	52	16Bet Cet	2.0370	4500.0	77	24380	No
56	GOM_NL__2PRFIN20061029_070203_000000312052_00278_24380_3288.N1	29-OCT-2006 07:02:03	Bright	31.000	140	88Gam Peg	2.8340	26000.	62	24380	No
57	GOM_NL__2PRFIN20061029_070556_000000302052_00278_24380_3289.N1	29-OCT-2006 07:05:56	Bright	30.000	58	21Alp And	2.0730	11000.	60	24380	No
58	GOM_NL__2PRFIN20061029_070735_000000412052_00278_24380_3290.N1	29-OCT-2006 07:07:35	Bright	40.500	53	43Bet And	2.0480	3300.0	81	24380	No
59	GOM_NL__2PRFIN20061029_071325_000000312052_00278_24380_3291.N1	29-OCT-2006 07:13:25	Bright	31.000	68	18Alp Cas	2.2250	4500.0	62	24380	No
60	GOM_NL__2PRFIN20061029_071439_000000312052_00278_24380_3292.N1	29-OCT-2006 07:14:39	Bright	30.500	76	27Gam Cas	2.3000	30000.	61	24380	No
61	GOM_NL__2PRFIN20061029_072242_000000292052_00278_24380_3293.N1	29-OCT-2006 07:22:42	Bright	29.000	49	1Alp UMi	1.9900	6300.0	58	24380	No
62	GOM_NL__2PRFIN20061029_072624_000000302052_00278_24380_3294.N1	29-OCT-2006 07:26:24	Bright	29.500	60	7Bet UMi	2.0810	3950.0	59	24380	No
63	GOM_NL__2PRFIN20061029_073220_000000302052_00278_24380_3295.N1	29-OCT-2006 07:32:20	Bright	29.500	32	77Eps UMa	1.7630	11000.	59	24380	No
64	GOM_NL__2PRFIN20061029_073712_000000292052_00278_24380_3296.N1	29-OCT-2006 07:37:12	Bright	28.500	152	12Alp2CVn	2.8900	11000.	57	24380	No
65	GOM_NL__2PRFIN20061029_074434_000000282052_00278_24380_3297.N1	29-OCT-2006 07:44:34	Bright	27.500	62	94Bet Leo	2.1360	9700.0	55	24380	No
66	GOM_NL__2PRFIN20061029_080306_000000352052_00278_24380_3298.N1	29-OCT-2006 08:03:06	Dark	34.500	113	Mu Vel	2.6920	5000.0	69	24380	No
67	GOM_NL__2PRFIN20061029_082026_000000302052_00279_24381_3285.N1	29-OCT-2006 08:20:26	Dark	30.000	143	Alp Hyi	2.8570	7200.0	60	24381	No
68	GOM_NL__2PRFIN20061029_082149_000000432052_00279_24381_3286.N1	29-OCT-2006 08:21:49	Dark	43.000	9	Alp Eri	0.45300	24000.	86	24381	No
69	GOM_NL__2PRFIN20061029_083311_000000362052_00279_24381_3287.N1	29-OCT-2006 08:33:11	Straylight	36.000	52	16Bet Cet	2.0370	4500.0	72	24381	No
70	GOM_NL__2PRFIN20061029_084240_000000312052_00279_24381_3288.N1	29-OCT-2006 08:42:40	Bright	31.000	140	88Gam Peg	2.8340	26000.	62	24381	No
71	GOM_NL__2PRFIN20061029_084632_000000312052_00279_24381_3289.N1	29-OCT-2006 08:46:32	Bright	31.000	58	21Alp And	2.0730	11000.	62	24381	No
72	GOM_NL__2PRFIN20061029_084811_000000302052_00279_24381_3290.N1	29-OCT-2006 08:48:11	Bright	30.000	53	43Bet And	2.0480	3300.0	60	24381	No
73	GOM_NL__2PRFIN20061029_085401_000000312052_00279_24381_3291.N1	29-OCT-2006 08:54:01	Bright	30.500	68	18Alp Cas	2.2250	4500.0	61	24381	No
74	GOM_NL__2PRFIN20061029_085515_000000302052_00279_24381_3292.N1	29-OCT-2006 08:55:15	Bright	30.000	76	27Gam Cas	2.3000	30000.	60	24381	No
75	GOM_NL__2PRFIN20061029_090318_000000272052_00279_24381_3293.N1	29-OCT-2006 09:03:18	Bright	27.000	49	1Alp UMi	1.9900	6300.0	54	24381	No
76	GOM_NL__2PRFIN20061029_090700_000000272052_00279_24381_3294.N1	29-OCT-2006 09:07:00	Bright	27.000	60	7Bet UMi	2.0810	3950.0	54	24381	No
77	GOM_NL__2PRFIN20061029_091256_000000312052_00279_24381_3295.N1	29-OCT-2006 09:12:56	Bright	31.000	32	77Eps UMa	1.7630	11000.	62	24381	No
78	GOM_NL__2PRFIN20061029_092510_000000292052_00279_24381_3296.N1	29-OCT-2006 09:25:10	Bright	29.000	62	94Bet Leo	2.1360	9700.0	58	24381	No
79	GOM_NL__2PRFIN20061029_094342_000000372052_00279_24381_3297.N1	29-OCT-2006 09:43:42	Dark	36.500	113	Mu Vel	2.6920	5000.0	73	24381	No
80	GOM_NL__2PRFIN20061029_100102_000000332052_00280_24382_3285.N1	29-OCT-2006 10:01:02	Dark	32.500	143	Alp Hyi	2.8570	7200.0	65	24382	No
81	GOM_NL__2PRFIN20061029_100226_000000402052_00280_24382_3286.N1	29-OCT-2006 10:02:26	Dark	40.000	9	Alp Eri	0.45300	24000.	80	24382	No
82	GOM_NL__2PRFIN20061029_101347_000000402052_00280_24382_3287.N1	29-OCT-2006 10:13:47	Straylight	39.500	52	16Bet Cet	2.0370	4500.0	79	24382	No
83	GOM_NL__2PRFIN20061029_102316_000000302052_00280_24382_3288.N1	29-OCT-2006 10:23:16	Bright	30.000	140	88Gam Peg	2.8340	26000.	60	24382	No
84	GOM_NL__2PRFIN20061029_102708_000000312052_00280_24382_3289.N1	29-OCT-2006 10:27:08	Bright	30.500	58	21Alp And	2.0730	11000.	61	24382	No
85	GOM_NL__2PRFIN20061029_102846_000000312052_00280_24382_3290.N1	29-OCT-2006 10:28:46	Bright	31.000	53	43Bet And	2.0480	3300.0	62	24382	No
86	GOM_NL__2PRFIN20061029_103437_000000302052_00280_24382_3291.N1	29-OCT-2006 10:34:37	Bright	29.500	68	18Alp Cas	2.2250	4500.0	59	24382	No
87	GOM_NL__2PRFIN20061029_103551_000000302052_00280_24382_3292.N1	29-OCT-2006 10:35:51	Bright	30.000	76	27Gam Cas	2.3000	30000.	60	24382	No
88	GOM_NL__2PRFIN20061029_104354_000000312052_00280_24382_3293.N1	29-OCT-2006 10:43:54	Bright	30.500	49	1Alp UMi	1.9900	6300.0	61	24382	No
89	GOM_NL__2PRFIN20061029_104736_000000302052_00280_24382_3294.N1	29-OCT-2006 10:47:36	Bright	30.000	60	7Bet UMi	2.0810	3950.0	60	24382	No
90	GOM_NL__2PRFIN20061029_105332_000000292052_00280_24382_3295.N1	29-OCT-2006 10:53:32	Bright	28.500	32	77Eps UMa	1.7630	11000.	57	24382	No
91	GOM_NL__2PRFIN20061029_105824_000000282052_00280_24382_3296.N1	29-OCT-2006 10:58:24	Bright	27.500	152	12Alp2CVn	2.8900	11000.	55	24382	No
92	GOM_NL__2PRFIN20061029_110546_000000292052_00280_24382_3297.N1	29-OCT-2006 11:05:46	Bright	28.500	62	94Bet Leo	2.1360	9700.0	57	24382	No
93	GOM_NL__2PRFIN20061029_112418_000000352052_00280_24382_3298.N1	29-OCT-2006 11:24:18	Dark	35.000	113	Mu Vel	2.6920	5000.0	70	24382	No
94	GOM_NL__2PRFIN20061029_112756_000000332052_00281_24383_3285.N1	29-OCT-2006 11:27:56	Dark	32.500	91	Kap Vel	2.4900	26000.	65	24383	No
95	GOM_NL__2PRFIN20061029_114138_000000302052_00281_24383_3286.N1	29-OCT-2006 11:41:38	Dark	30.000	143	Alp Hyi	2.8570	7200.0	60	24383	No
96	GOM_NL__2PRFIN20061029_114302_000000362052_00281_24383_3287.N1	29-OCT-2006 11:43:02	Dark	36.000	9	Alp Eri	0.45300	24000.	72	24383	No
97	GOM_NL__2PRFIN20061029_115423_000000382052_00281_24383_3288.N1	29-OCT-2006 11:54:23	Straylight	38.000	52	16Bet Cet	2.0370	4500.0	76	24383	No
98	GOM_NL__2PRFIN20061029_120352_000000312052_00281_24383_3289.N1	29-OCT-2006 12:03:52	Bright	31.000	140	88Gam Peg	2.8340	26000.	62	24383	No
99	GOM_NL__2PRFIN20061029_120744_000000302052_00281_24383_3290.N1	29-OCT-2006 12:07:44	Bright	29.500	58	21Alp And	2.0730	11000.	59	24383	No
100	GOM_NL__2PRFIN20061029_120923_000000312052_00281_24383_3291.N1	29-OCT-2006 12:09:23	Bright	30.500	53	43Bet And	2.0480	3300.0	61	24383	No
101	GOM_NL__2PRFIN20061029_121513_000000312052_00281_24383_3292.N1	29-OCT-2006 12:15:13	Bright	31.000	68	18Alp Cas	2.2250	4500.0	62	24383	No



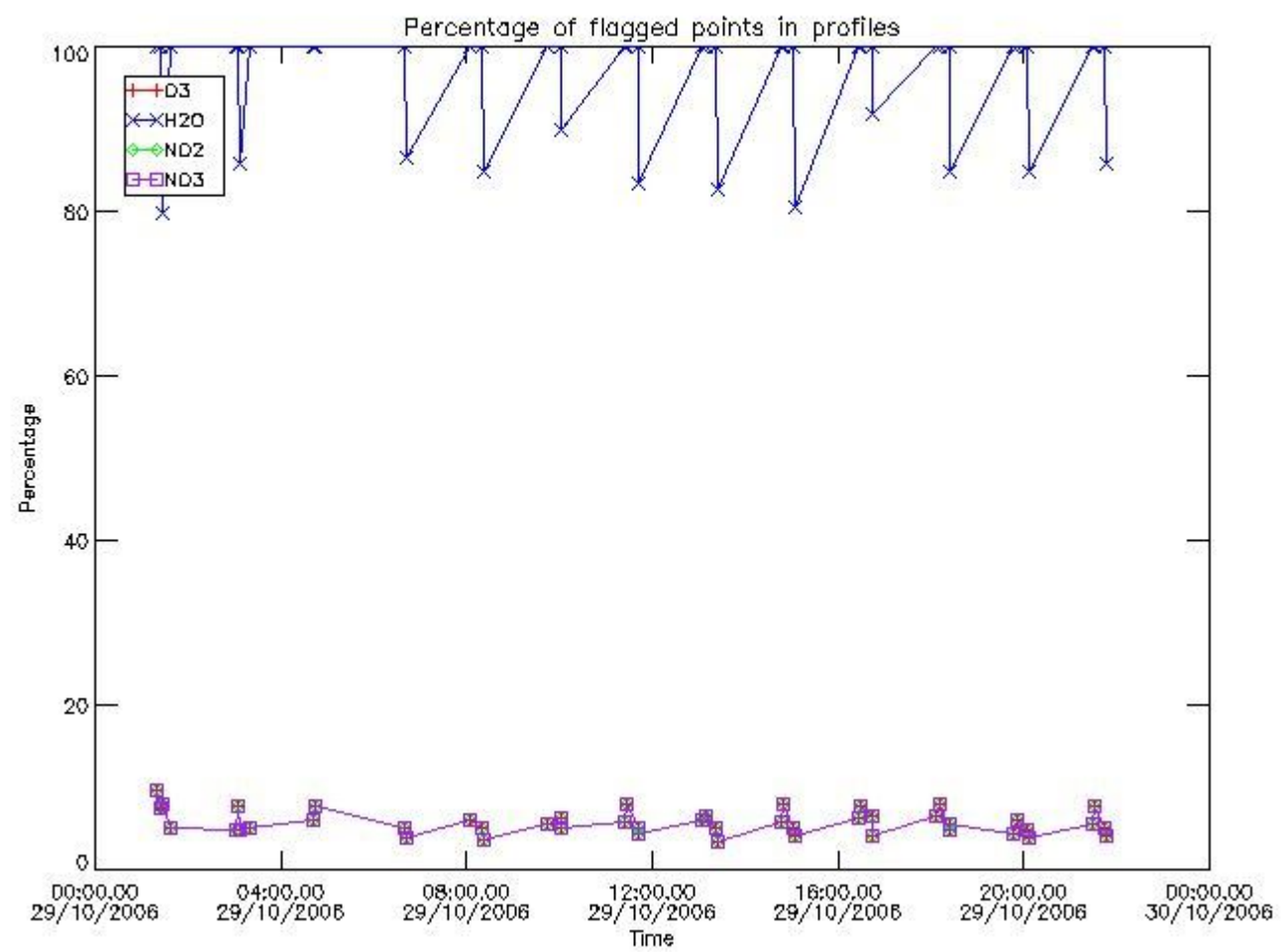
102	GOM_NL__2PRFIN20061029_121626_000000292052_00281_24383_3293.N1	29-OCT-2006 12:16:26	Bright	28.500	76	27Gam Cas	2.3000	30000.	57	24383	No
103	GOM_NL__2PRFIN20061029_122430_000000302052_00281_24383_3294.N1	29-OCT-2006 12:24:30	Bright	29.500	49	1Alp UMi	1.9900	6300.0	59	24383	No
104	GOM_NL__2PRFIN20061029_122812_000000272052_00281_24383_3295.N1	29-OCT-2006 12:28:12	Bright	26.500	60	7Bet UMi	2.0810	3950.0	53	24383	No
105	GOM_NL__2PRFIN20061029_123408_000000282052_00281_24383_3296.N1	29-OCT-2006 12:34:08	Bright	28.000	32	77Eps UMa	1.7630	11000.	56	24383	No
106	GOM_NL__2PRFIN20061029_123900_000000292052_00281_24383_3297.N1	29-OCT-2006 12:39:00	Bright	28.500	152	12Alp2CVn	2.8900	11000.	57	24383	No
107	GOM_NL__2PRFIN20061029_124622_000000292052_00281_24383_3298.N1	29-OCT-2006 12:46:22	Bright	28.500	62	94Bet Leo	2.1360	9700.0	57	24383	No
108	GOM_NL__2PRFIN20061029_130454_000000352052_00281_24383_3299.N1	29-OCT-2006 13:04:54	Dark	34.500	113	Mu Vel	2.6920	5000.0	69	24383	No
109	GOM_NL__2PRFIN20061029_130833_000000322052_00282_24384_3285.N1	29-OCT-2006 13:08:33	Dark	32.000	91	Kap Vel	2.4900	26000.	64	24384	No
110	GOM_NL__2PRFIN20061029_132214_000000312052_00282_24384_3286.N1	29-OCT-2006 13:22:14	Dark	31.000	143	Alp Hyi	2.8570	7200.0	62	24384	No
111	GOM_NL__2PRFIN20061029_132338_000000322052_00282_24384_3287.N1	29-OCT-2006 13:23:38	Dark	31.500	9	Alp Eri	0.45300	24000.	63	24384	No
112	GOM_NL__2PRFIN20061029_133459_000000382052_00282_24384_3288.N1	29-OCT-2006 13:34:59	Straylight	38.000	52	16Bet Cet	2.0370	4500.0	76	24384	No
113	GOM_NL__2PRFIN20061029_134428_000000302052_00282_24384_3289.N1	29-OCT-2006 13:44:28	Bright	29.500	140	88Gam Peg	2.8340	26000.	59	24384	No
114	GOM_NL__2PRFIN20061029_134820_000000322052_00282_24384_3290.N1	29-OCT-2006 13:48:20	Bright	31.500	58	21Alp And	2.0730	11000.	63	24384	No
115	GOM_NL__2PRFIN20061029_134958_000000302052_00282_24384_3291.N1	29-OCT-2006 13:49:58	Bright	29.500	53	43Bet And	2.0480	3300.0	59	24384	No
116	GOM_NL__2PRFIN20061029_135549_000000312052_00282_24384_3292.N1	29-OCT-2006 13:55:49	Bright	30.500	68	18Alp Cas	2.2250	4500.0	61	24384	No
117	GOM_NL__2PRFIN20061029_135702_000000302052_00282_24384_3293.N1	29-OCT-2006 13:57:02	Bright	30.000	76	27Gam Cas	2.3000	30000.	60	24384	No
118	GOM_NL__2PRFIN20061029_140505_000000302052_00282_24384_3294.N1	29-OCT-2006 14:05:05	Bright	29.500	49	1Alp UMi	1.9900	6300.0	59	24384	No
119	GOM_NL__2PRFIN20061029_140849_000000302052_00282_24384_3295.N1	29-OCT-2006 14:08:49	Bright	30.000	60	7Bet UMi	2.0810	3950.0	60	24384	No
120	GOM_NL__2PRFIN20061029_141444_000000462052_00282_24384_3296.N1	29-OCT-2006 14:14:44	Bright	46.000	32	77Eps UMa	1.7630	11000.	92	24384	No
121	GOM_NL__2PRFIN20061029_141936_000000282052_00282_24384_3297.N1	29-OCT-2006 14:19:36	Bright	27.500	152	12Alp2CVn	2.8900	11000.	55	24384	No
122	GOM_NL__2PRFIN20061029_142659_000000292052_00282_24384_3298.N1	29-OCT-2006 14:26:59	Bright	28.500	62	94Bet Leo	2.1360	9700.0	57	24384	No
123	GOM_NL__2PRFIN20061029_144531_000000352052_00282_24384_3299.N1	29-OCT-2006 14:45:31	Dark	35.000	113	Mu Vel	2.6920	5000.0	70	24384	No
124	GOM_NL__2PRFIN20061029_144909_000000332052_00283_24385_3285.N1	29-OCT-2006 14:49:09	Dark	32.500	91	Kap Vel	2.4900	26000.	65	24385	No
125	GOM_NL__2PRFIN20061029_150250_000000312052_00283_24385_3286.N1	29-OCT-2006 15:02:50	Dark	31.000	143	Alp Hyi	2.8570	7200.0	62	24385	No
126	GOM_NL__2PRFIN20061029_150414_000000392052_00283_24385_3287.N1	29-OCT-2006 15:04:14	Dark	38.500	9	Alp Eri	0.45300	24000.	77	24385	No
127	GOM_NL__2PRFIN20061029_151535_000000362052_00283_24385_3288.N1	29-OCT-2006 15:15:35	Straylight	36.000	52	16Bet Cet	2.0370	4500.0	72	24385	No
128	GOM_NL__2PRFIN20061029_152504_000000302052_00283_24385_3289.N1	29-OCT-2006 15:25:04	Bright	30.000	140	88Gam Peg	2.8340	26000.	60	24385	No
129	GOM_NL__2PRFIN20061029_152856_000000312052_00283_24385_3290.N1	29-OCT-2006 15:28:56	Bright	30.500	58	21Alp And	2.0730	11000.	61	24385	No
130	GOM_NL__2PRFIN20061029_153034_000000312052_00283_24385_3291.N1	29-OCT-2006 15:30:34	Bright	30.500	53	43Bet And	2.0480	3300.0	61	24385	No
131	GOM_NL__2PRFIN20061029_153625_000000322052_00283_24385_3292.N1	29-OCT-2006 15:36:25	Bright	31.500	68	18Alp Cas	2.2250	4500.0	63	24385	No
132	GOM_NL__2PRFIN20061029_153738_000000302052_00283_24385_3293.N1	29-OCT-2006 15:37:38	Bright	30.000	76	27Gam Cas	2.3000	30000.	60	24385	No
133	GOM_NL__2PRFIN20061029_154542_000000302052_00283_24385_3294.N1	29-OCT-2006 15:45:42	Bright	29.500	49	1Alp UMi	1.9900	6300.0	59	24385	No
134	GOM_NL__2PRFIN20061029_154925_000000302052_00283_24385_3295.N1	29-OCT-2006 15:49:25	Bright	29.500	60	7Bet UMi	2.0810	3950.0	59	24385	No
135	GOM_NL__2PRFIN20061029_155520_000000382052_00283_24385_3296.N1	29-OCT-2006 15:55:20	Bright	37.500	32	77Eps UMa	1.7630	11000.	75	24385	No
136	GOM_NL__2PRFIN20061029_160012_000000282052_00283_24385_3297.N1	29-OCT-2006 16:00:12	Bright	28.000	152	12Alp2CVn	2.8900	11000.	56	24385	No
137	GOM_NL__2PRFIN20061029_160735_000000292052_00283_24385_3298.N1	29-OCT-2006 16:07:35	Bright	28.500	62	94Bet Leo	2.1360	9700.0	57	24385	No
138	GOM_NL__2PRFIN20061029_162607_000000342052_00283_24385_3299.N1	29-OCT-2006 16:26:07	Dark	33.500	113	Mu Vel	2.6920	5000.0	67	24385	No
139	GOM_NL__2PRFIN20061029_162946_000000332052_00284_24386_3285.N1	29-OCT-2006 16:29:46	Dark	33.000	91	Kap Vel	2.4900	26000.	66	24386	No
140	GOM_NL__2PRFIN20061029_164326_000000322052_00284_24386_3286.N1	29-OCT-2006 16:43:26	Dark	31.500	143	Alp Hyi	2.8570	7200.0	63	24386	No
141	GOM_NL__2PRFIN20061029_164450_000000372052_00284_24386_3287.N1	29-OCT-2006 16:44:50	Dark	36.500	9	Alp Eri	0.45300	24000.	73	24386	No
142	GOM_NL__2PRFIN20061029_165611_000000372052_00284_24386_3288.N1	29-OCT-2006 16:56:11	Straylight	37.000	52	16Bet Cet	2.0370	4500.0	74	24386	No
143	GOM_NL__2PRFIN20061029_170541_000000302052_00284_24386_3289.N1	29-OCT-2006 17:05:41	Bright	29.500	140	88Gam Peg	2.8340	26000.	59	24386	No
144	GOM_NL__2PRFIN20061029_170932_000000312052_00284_24386_3290.N1	29-OCT-2006 17:09:32	Bright	31.000	58	21Alp And	2.0730	11000.	62	24386	No
145	GOM_NL__2PRFIN20061029_171110_000000312052_00284_24386_3291.N1	29-OCT-2006 17:11:10	Bright	31.000	53	43Bet And	2.0480	3300.0	62	24386	No
146	GOM_NL__2PRFIN20061029_171701_000000302052_00284_24386_3292.N1	29-OCT-2006 17:17:01	Bright	29.500	68	18Alp Cas	2.2250	4500.0	59	24386	No
147	GOM_NL__2PRFIN20061029_171814_000000292052_00284_24386_3293.N1	29-OCT-2006 17:18:14	Bright	29.000	76	27Gam Cas	2.3000	30000.	58	24386	No
148	GOM_NL__2PRFIN20061029_172617_000000312052_00284_24386_3294.N1	29-OCT-2006 17:26:17	Bright	30.500	49	1Alp UMi	1.9900	6300.0	61	24386	No
149	GOM_NL__2PRFIN20061029_173001_000000462052_00284_24386_3295.N1	29-OCT-2006 17:30:01	Bright	45.500	60	7Bet UMi	2.0810	3950.0	91	24386	No
150	GOM_NL__2PRFIN20061029_173556_000000272052_00284_24386_3296.N1	29-OCT-2006 17:35:56	Bright	27.000	32	77Eps UMa	1.7630	11000.	54	24386	No
151	GOM_NL__2PRFIN20061029_173710_000000252052_00284_24386_3297.N1	29-OCT-2006 17:37:10	Bright	25.000	39	85Eta UMa	1.8540	24000.	50	24386	No
152	GOM_NL__2PRFIN20061029_174048_000000282052_00284_24386_3298.N1	29-OCT-2006 17:40:48	Bright	28.000	152	12Alp2CVn	2.8900	11000.	56	24386	No
153	GOM_NL__2PRFIN20061029_174811_000000292052_00284_24386_3299.N1	29-OCT-2006 17:48:11	Bright	29.000	62	94Bet Leo	2.1360	9700.0	58	24386	No
154	GOM_NL__2PRFIN20061029_180644_000000322052_00284_24386_3300.N1	29-OCT-2006 18:06:44	Dark	32.000	113	Mu Vel	2.6920	5000.0	64	24386	No
155	GOM_NL__2PRFIN20061029_181023_000000332052_00285_24387_3285.N1	29-OCT-2006 18:10:23	Dark	32.500	91	Kap Vel	2.4900	26000.	65	24387	No
156	GOM_NL__2PRFIN20061029_182403_000000322052_00285_24387_3286.N1	29-OCT-2006 18:24:03	Dark	31.500	143	Alp Hyi	2.8570	7200.0	63	24387	No
157	GOM_NL__2PRFIN20061029_182526_000000372052_00285_24387_3287.N1	29-OCT-2006 18:25:26	Dark	36.500	9	Alp Eri	0.45300	24000.	73	24387	No
158	GOM_NL__2PRFIN20061029_183647_000000382052_00285_24387_3288.N1	29-OCT-2006 18:36:47	Straylight	38.000	52	16Bet Cet	2.0370	4500.0	76	24387	No
159	GOM_NL__2PRFIN20061029_184617_000000312052_00285_24387_3289.N1	29-OCT-2006 18:46:17	Bright	30.500	140	88Gam Peg	2.8340	26000.	61	24387	No
160	GOM_NL__2PRFIN20061029_185008_000000322052_00285_24387_3290.N1	29-OCT-2006 18:50:08	Bright	31.500	58	21Alp And	2.0730	11000.	63	24387	No

161	GOM_NL__2PRFIN20061029_185146_000000342052_00285_24387_3291.N1	29-OCT-2006 18:51:46	Bright	34.000	53	43Bet And	2.0480	3300.0	68	24387	No
162	GOM_NL__2PRFIN20061029_185737_000000312052_00285_24387_3292.N1	29-OCT-2006 18:57:37	Bright	30.500	68	18Alp Cas	2.2250	4500.0	61	24387	No
163	GOM_NL__2PRFIN20061029_185850_000000292052_00285_24387_3293.N1	29-OCT-2006 18:58:50	Bright	29.000	76	27Gam Cas	2.3000	30000.	58	24387	No
164	GOM_NL__2PRFIN20061029_190654_000000312052_00285_24387_3294.N1	29-OCT-2006 19:06:54	Bright	30.500	49	1Alp UMi	1.9900	6300.0	61	24387	No
165	GOM_NL__2PRFIN20061029_191037_000000292052_00285_24387_3295.N1	29-OCT-2006 19:10:37	Bright	28.500	60	7Bet UMi	2.0810	3950.0	57	24387	No
166	GOM_NL__2PRFIN20061029_191632_000000312052_00285_24387_3296.N1	29-OCT-2006 19:16:32	Bright	30.500	32	77Eps UMa	1.7630	11000.	61	24387	No
167	GOM_NL__2PRFIN20061029_191746_000000252052_00285_24387_3297.N1	29-OCT-2006 19:17:46	Bright	25.000	39	85Eta UMa	1.8540	24000.	50	24387	No
168	GOM_NL__2PRFIN20061029_192847_000000292052_00285_24387_3298.N1	29-OCT-2006 19:28:47	Bright	28.500	62	94Bet Leo	2.1360	9700.0	57	24387	No
169	GOM_NL__2PRFIN20061029_194720_000000362052_00285_24387_3299.N1	29-OCT-2006 19:47:20	Dark	35.500	113	Mu Vel	2.6920	5000.0	71	24387	No
170	GOM_NL__2PRFIN20061029_195059_000000342052_00286_24388_3285.N1	29-OCT-2006 19:50:59	Dark	34.000	91	Kap Vel	2.4900	26000.	68	24388	No
171	GOM_NL__2PRFIN20061029_200439_000000322052_00286_24388_3286.N1	29-OCT-2006 20:04:39	Dark	31.500	143	Alp Hyi	2.8570	7200.0	63	24388	No
172	GOM_NL__2PRFIN20061029_200602_000000402052_00286_24388_3287.N1	29-OCT-2006 20:06:02	Dark	40.000	9	Alp Eri	0.45300	24000.	80	24388	No
173	GOM_NL__2PRFIN20061029_201724_000000392052_00286_24388_3288.N1	29-OCT-2006 20:17:24	Straylight	38.500	52	16Bet Cet	2.0370	4500.0	77	24388	No
174	GOM_NL__2PRFIN20061029_202653_000000292052_00286_24388_3289.N1	29-OCT-2006 20:26:53	Bright	29.000	140	88Gam Peg	2.8340	26000.	58	24388	No
175	GOM_NL__2PRFIN20061029_203045_000000302052_00286_24388_3290.N1	29-OCT-2006 20:30:45	Bright	29.500	58	21Alp And	2.0730	11000.	59	24388	No
176	GOM_NL__2PRFIN20061029_203222_000000322052_00286_24388_3291.N1	29-OCT-2006 20:32:22	Bright	32.000	53	43Bet And	2.0480	3300.0	64	24388	No
177	GOM_NL__2PRFIN20061029_203813_000000302052_00286_24388_3292.N1	29-OCT-2006 20:38:13	Bright	29.500	68	18Alp Cas	2.2250	4500.0	59	24388	No
178	GOM_NL__2PRFIN20061029_203926_000000302052_00286_24388_3293.N1	29-OCT-2006 20:39:26	Bright	30.000	76	27Gam Cas	2.3000	30000.	60	24388	No
179	GOM_NL__2PRFIN20061029_204729_000000302052_00286_24388_3294.N1	29-OCT-2006 20:47:29	Bright	30.000	49	1Alp UMi	1.9900	6300.0	60	24388	No
180	GOM_NL__2PRFIN20061029_205113_000000282052_00286_24388_3295.N1	29-OCT-2006 20:51:13	Bright	27.500	60	7Bet UMi	2.0810	3950.0	55	24388	No
181	GOM_NL__2PRFIN20061029_205709_000000292052_00286_24388_3296.N1	29-OCT-2006 20:57:09	Bright	28.500	32	77Eps UMa	1.7630	11000.	57	24388	No
182	GOM_NL__2PRFIN20061029_205823_000000282052_00286_24388_3297.N1	29-OCT-2006 20:58:23	Bright	28.000	39	85Eta UMa	1.8540	24000.	56	24388	No
183	GOM_NL__2PRFIN20061029_210200_000000282052_00286_24388_3298.N1	29-OCT-2006 21:02:00	Bright	28.000	152	12Alp2CVn	2.8900	11000.	56	24388	No
184	GOM_NL__2PRFIN20061029_210923_000000292052_00286_24388_3299.N1	29-OCT-2006 21:09:23	Bright	29.000	62	94Bet Leo	2.1360	9700.0	58	24388	No
185	GOM_NL__2PRFIN20061029_212756_000000372052_00286_24388_3300.N1	29-OCT-2006 21:27:56	Dark	36.500	113	Mu Vel	2.6920	5000.0	73	24388	No
186	GOM_NL__2PRFIN20061029_213136_000000342052_00287_24389_3285.N1	29-OCT-2006 21:31:36	Dark	33.500	91	Kap Vel	2.4900	26000.	67	24389	No
187	GOM_NL__2PRFIN20061029_214515_000000312052_00287_24389_3286.N1	29-OCT-2006 21:45:15	Dark	30.500	143	Alp Hyi	2.8570	7200.0	61	24389	No
188	GOM_NL__2PRFIN20061029_214638_000000392052_00287_24389_3287.N1	29-OCT-2006 21:46:38	Dark	38.500	9	Alp Eri	0.45300	24000.	77	24389	No

### 3. Quality information per product

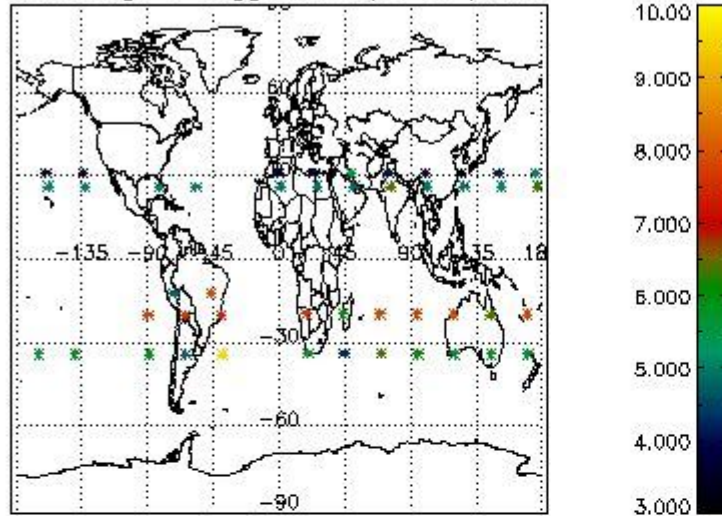
In this section it is plotted some information contained in the Quality Summary data set of the level 2 products. Only products in dark limb conditions and without errors (error flag in the MPH set to "0") are used.

#### 3.1 Plot quality information per product (time dependant)

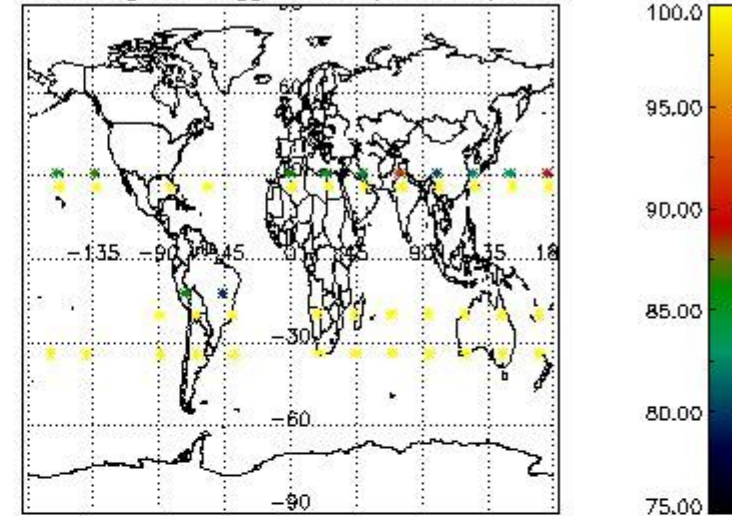


3.2 Plot quality information per product (world map)

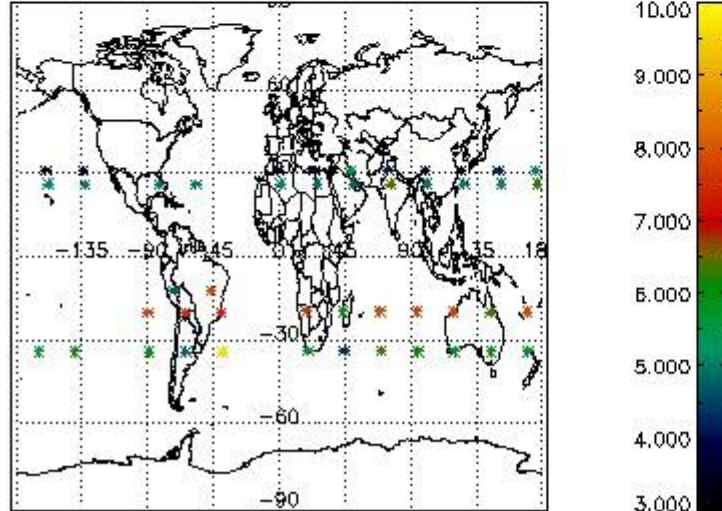
Percentage of flagged data per O3 profile



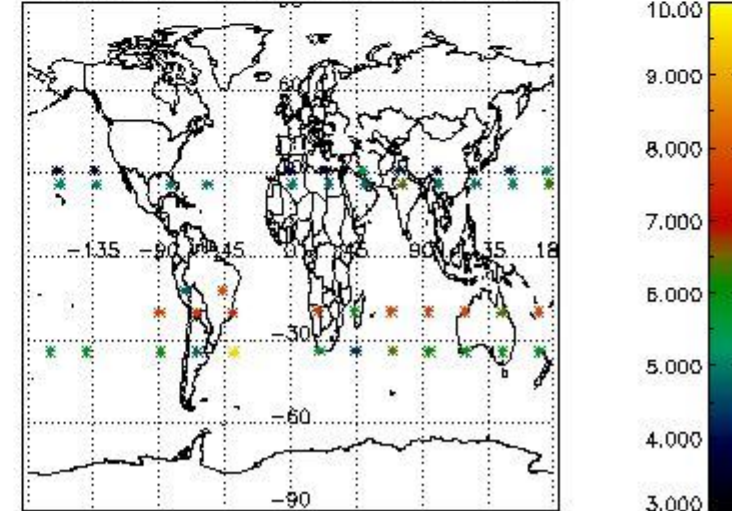
Percentage of flagged data per H2O profile



Percentage of flagged data per NO2 profile



Percentage of flagged data per NO3 profile



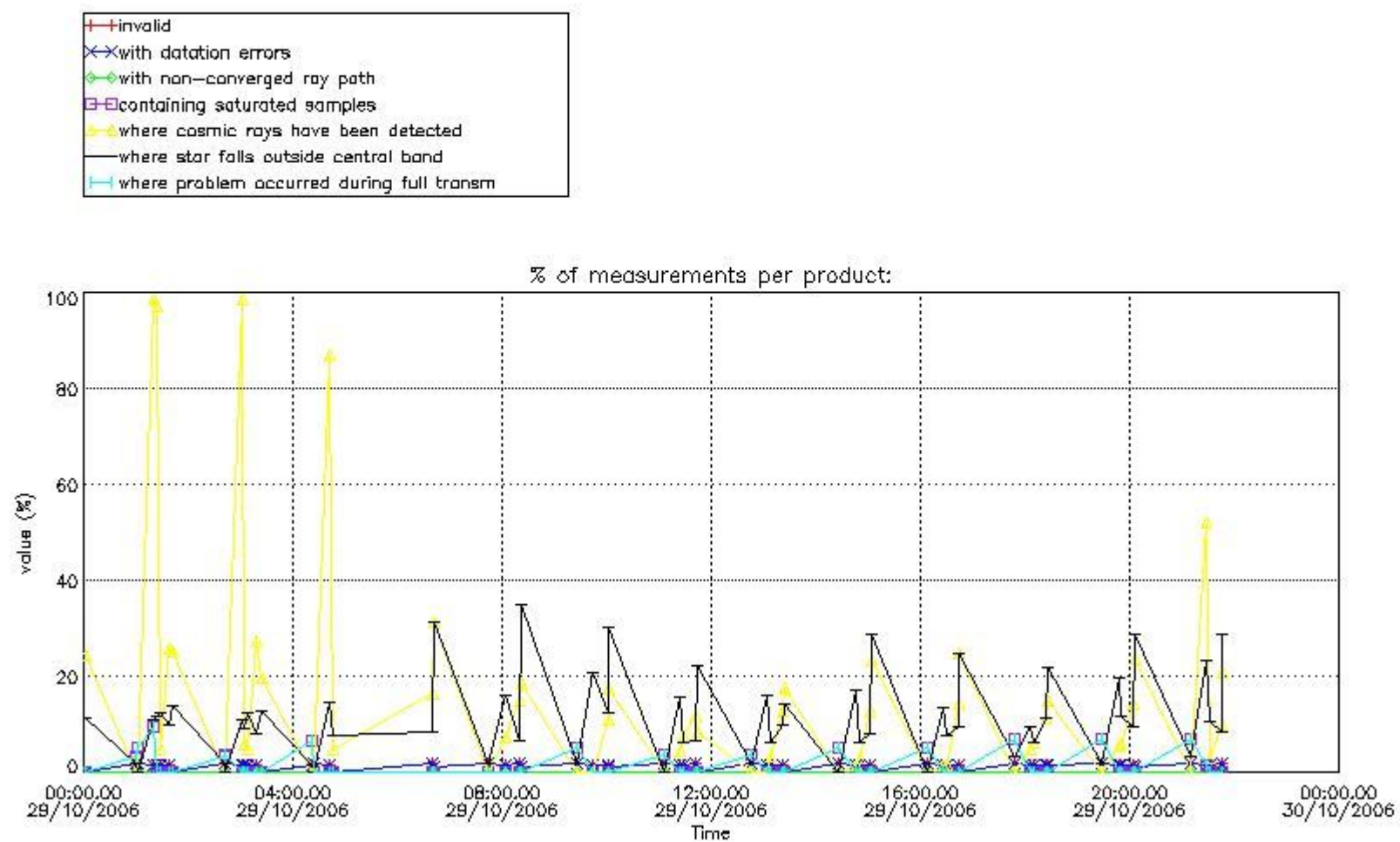
#### 4. Level 1 quality information per product

In this section it is plotted some information contained in the Quality Summary data set of the level 2 products that comes from the level 1b processing. Products without errors (error flag in the MPH set to "0") are used.

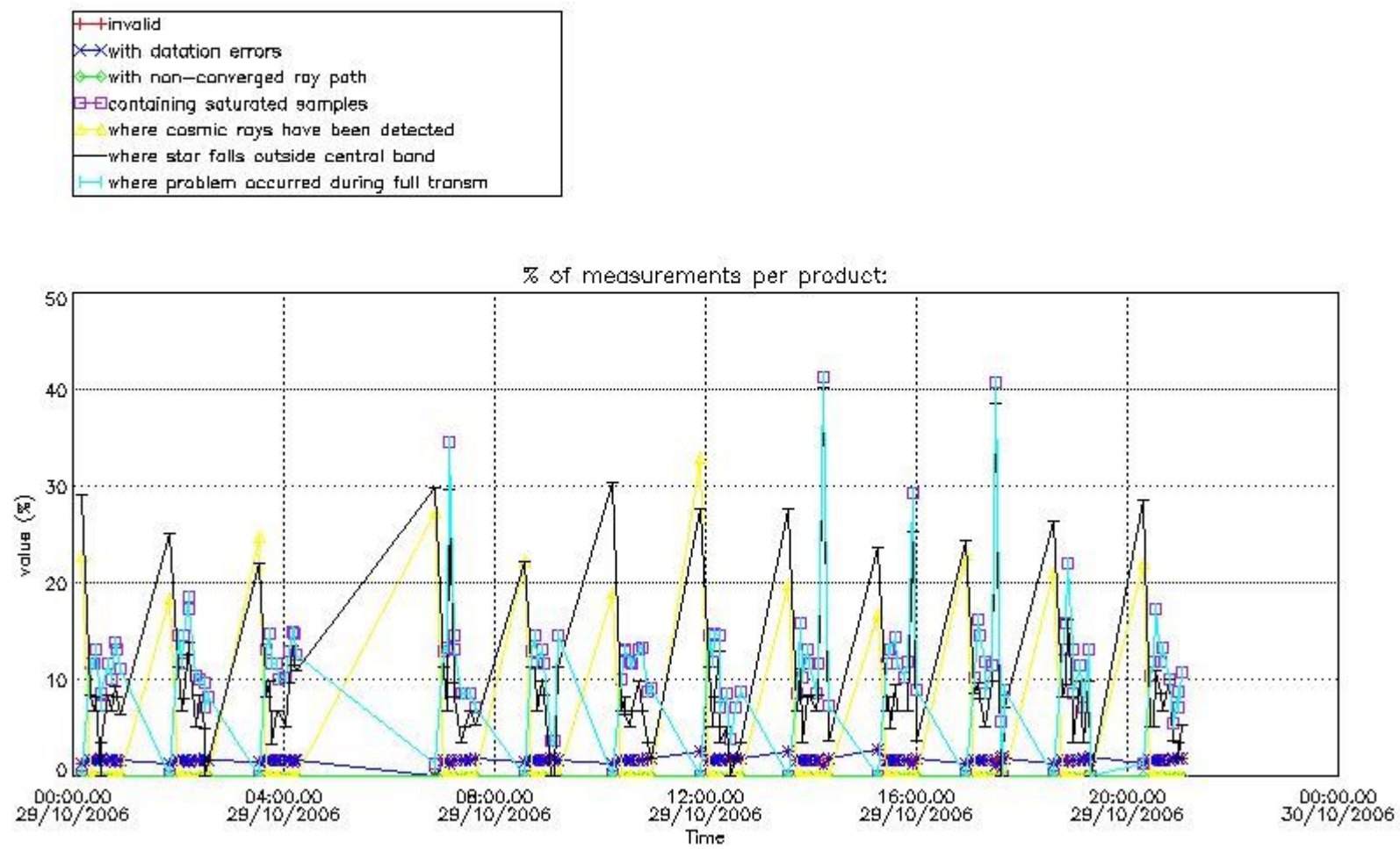
##### 4.1 Plot quality information per product (time dependant) coming from level 1b processing

###### 4.1.1 Plot level 1 quality information per product (time dependant): ENVISAT ASCENDING passes





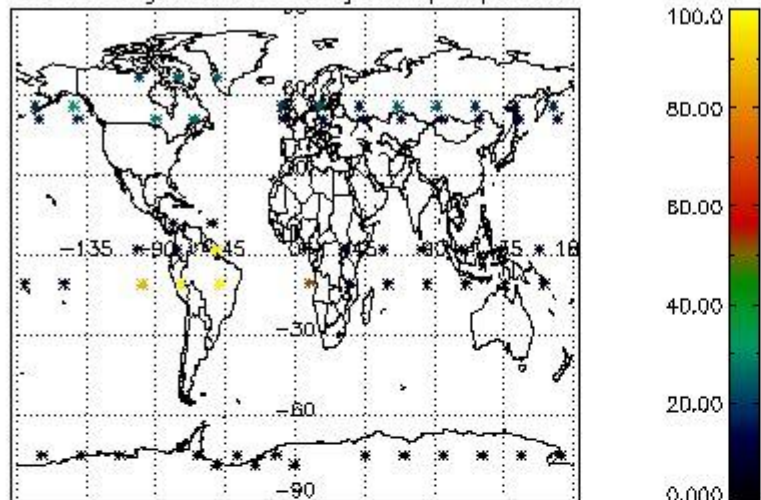
4.1.2 Plot level 1 quality information per product (time dependant): ENVI SAT DESCENDING passes



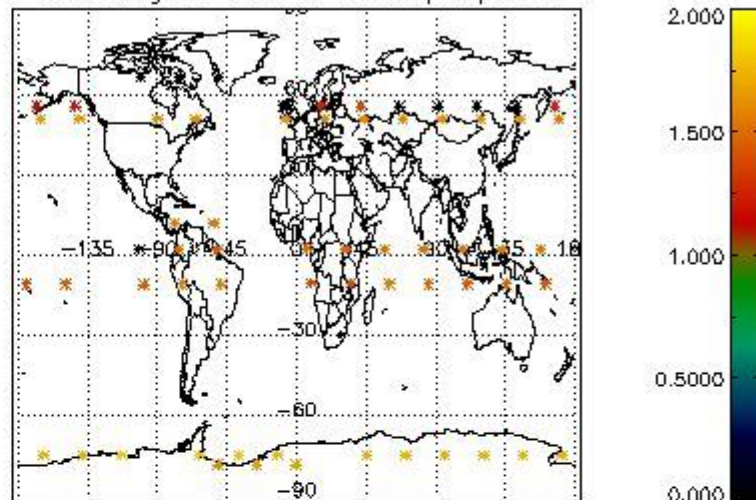
4.2 Plot quality information per product coming from level 1b processing (world map)

4.2.1 Plot level 1 quality information per product (world map): ENVISAT ASCENDING passes

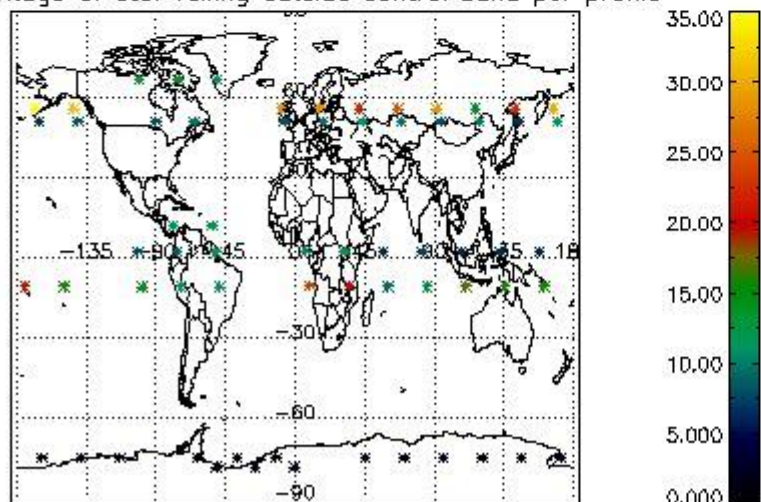
Percentage of cosmic ray hits per profile



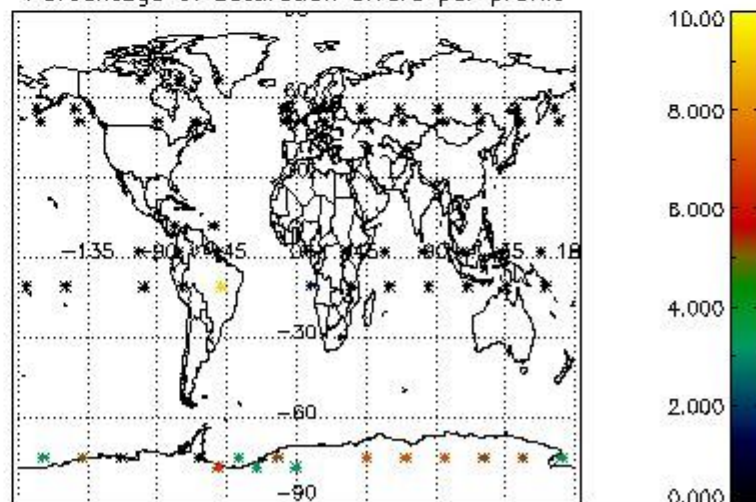
Percentage of datation errors per profile



Percentage of star falling outside central band per profile

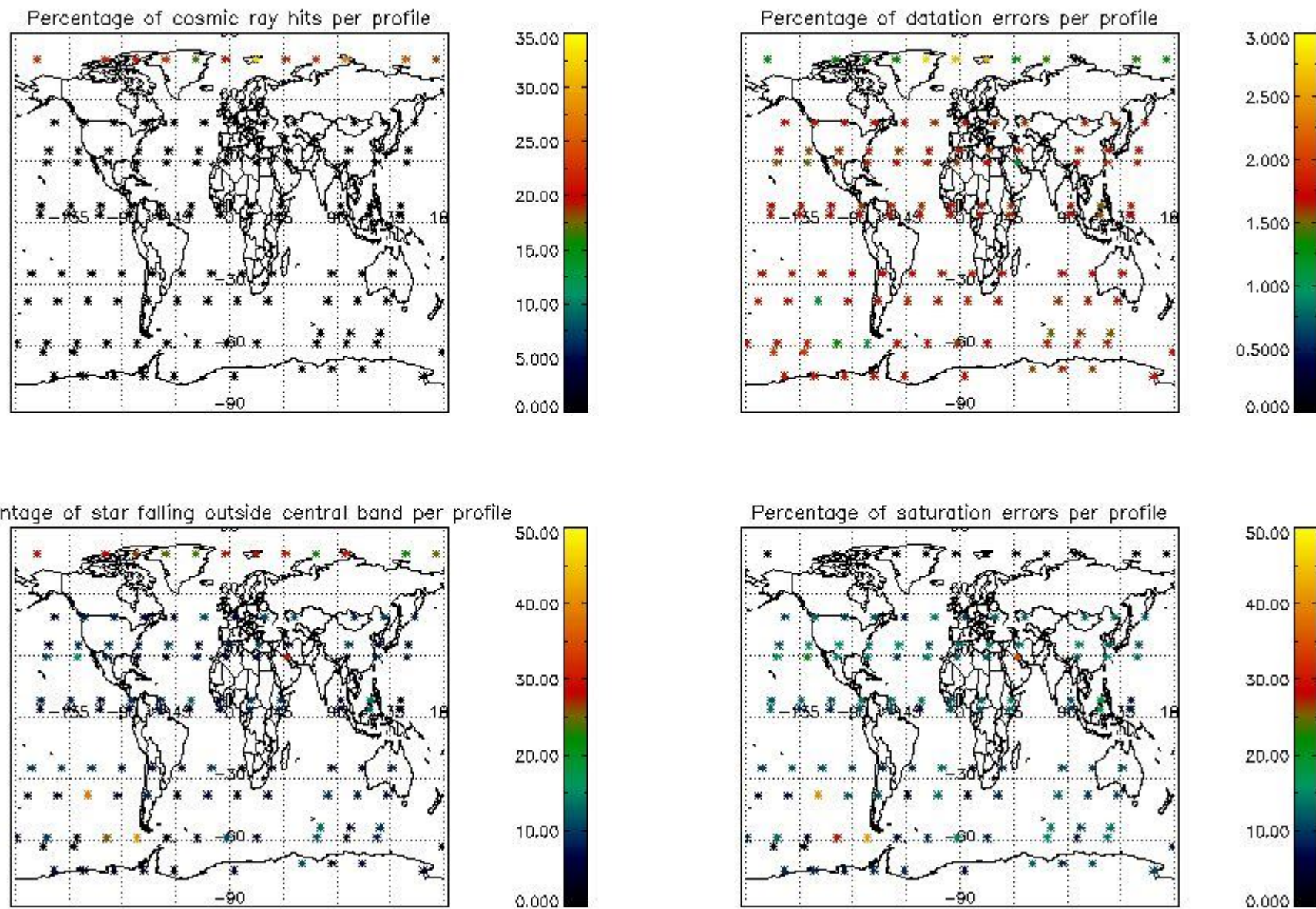


Percentage of saturation errors per profile



4.2.2 Plot level 1 quality information per product (world map): ENVISAT DESCENDING passes





## 5. Trace gas profiles

### 5.1 Ozone statistics based on quality of products

The final quality of the products can be "measured" using the STD (Standard Deviation) attached to every point profile. This information is written to the parameter GOM\_NL\_\_2P/NL\_LOCAL\_SPECIES\_DENSITY/o3\_std of the level 2 products. The table below shows the statistics for given STD ranges.

The statistics are given with respect to the overall valid production:

- Products without fatal errors: GOM\_NL\_\_2P/MPH/PRODUCT\_ERR=0
- Valid point profile: GOM\_NL\_\_2P/NL\_LOCAL\_SPECIES\_DENSITY/pcd(0)=0

The 'Criteria' is applied to valid points of dark limb products:

- Products in dark limb illumination condition: GOM\_NL\_\_2P/NL\_SUMMARY\_QUALITY/obs\_ill\_cond=0
- Products without fatal errors: GOM\_NL\_\_2P/MPH/PRODUCT\_ERR=0
- Valid point profile: GOM\_NL\_\_2P/NL\_LOCAL\_SPECIES\_DENSITY/pcd(0)=0

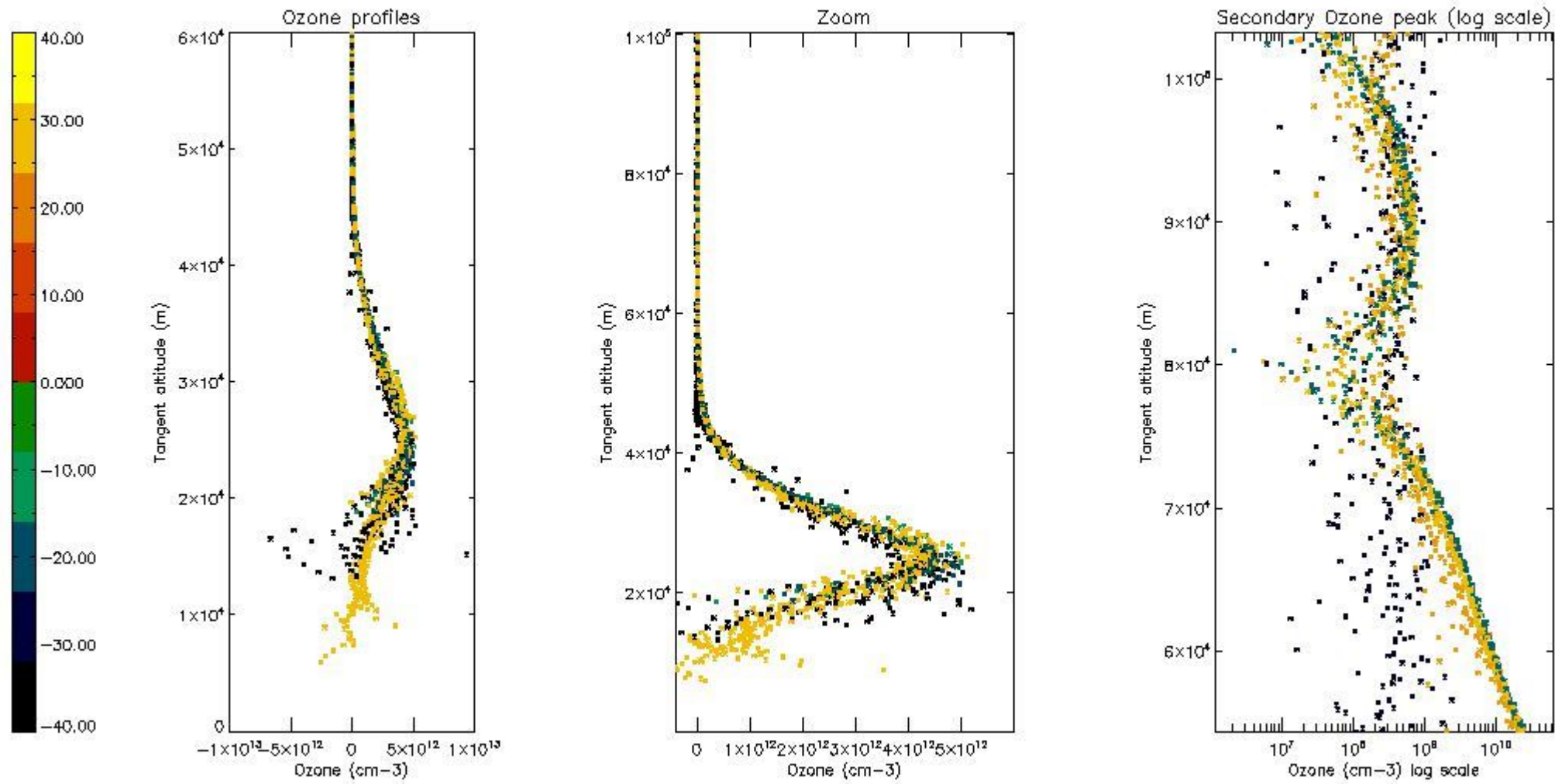
So, the table below shows the percentage of dark limb and valid observations for each criteria with respect to the overall valid daily observations.

Criteria	% of total production
All STD	27
STD < 20	16

STD < 10	12
STD < 5	7

5.2 Plot ozone profiles for all STD (dark without errors)

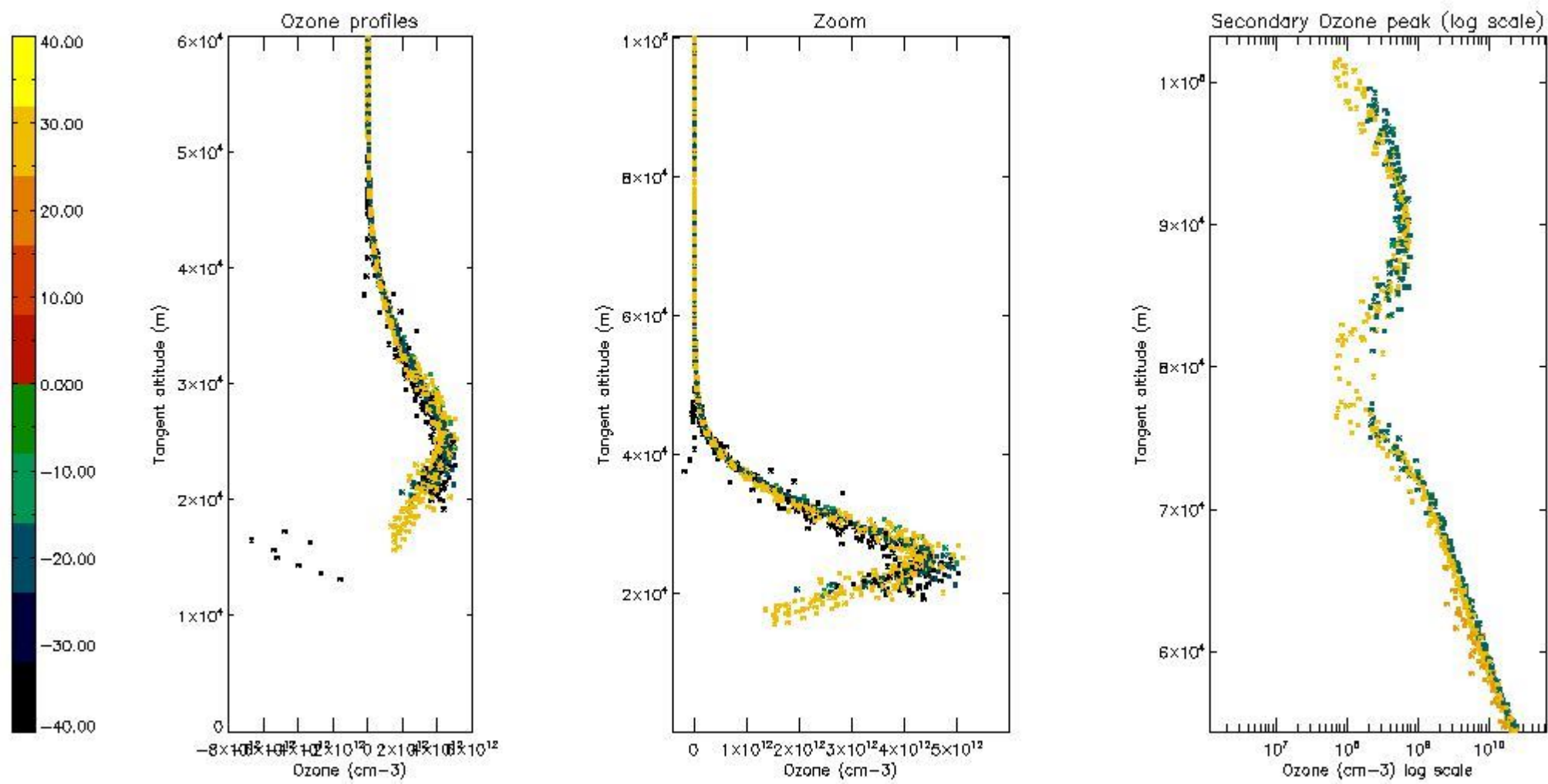
The colorbar represents the latitude.



5.3 Plot ozone profiles where STD < 20% (dark without errors)

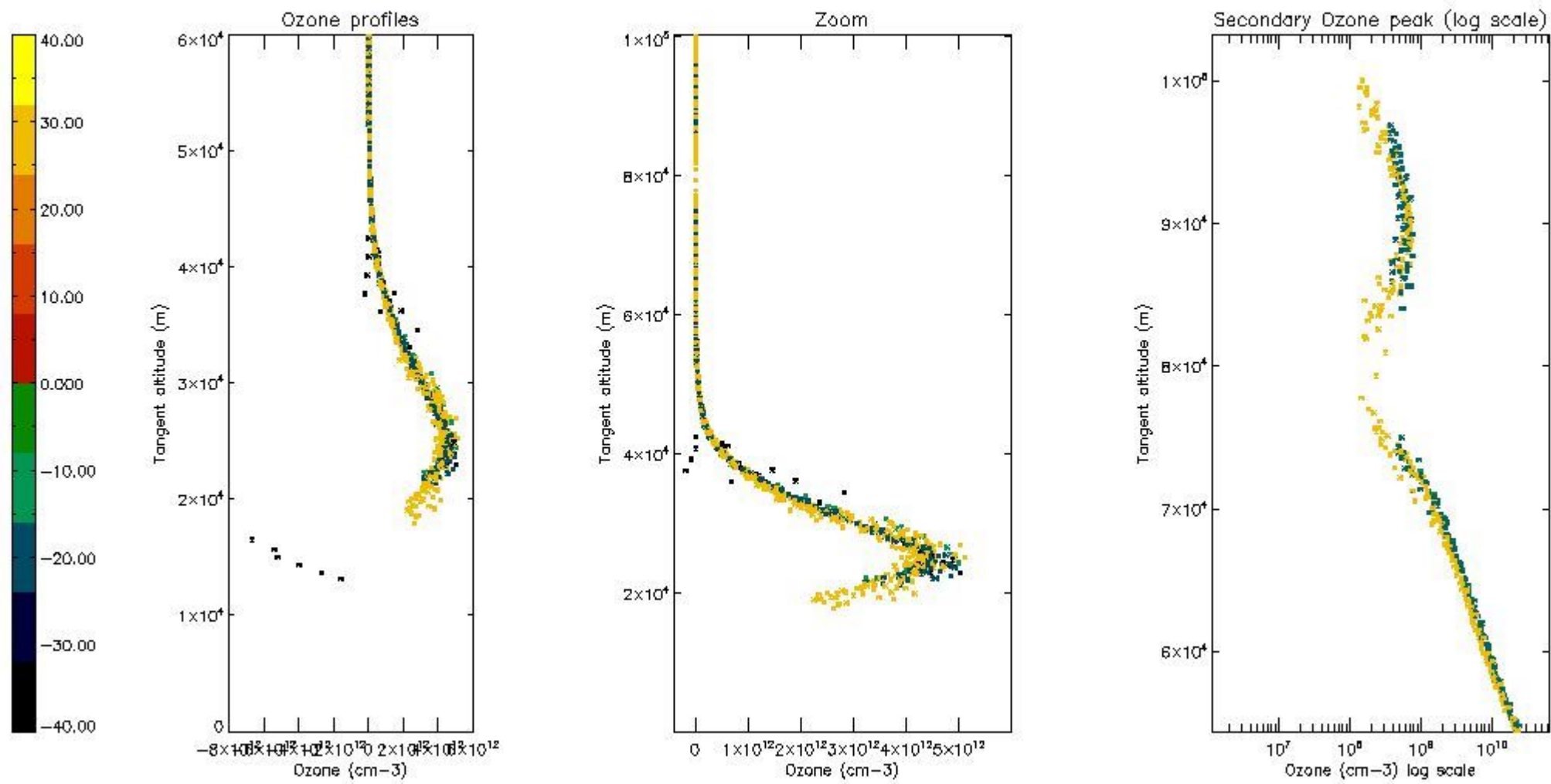
The colorbar represents the latitude.





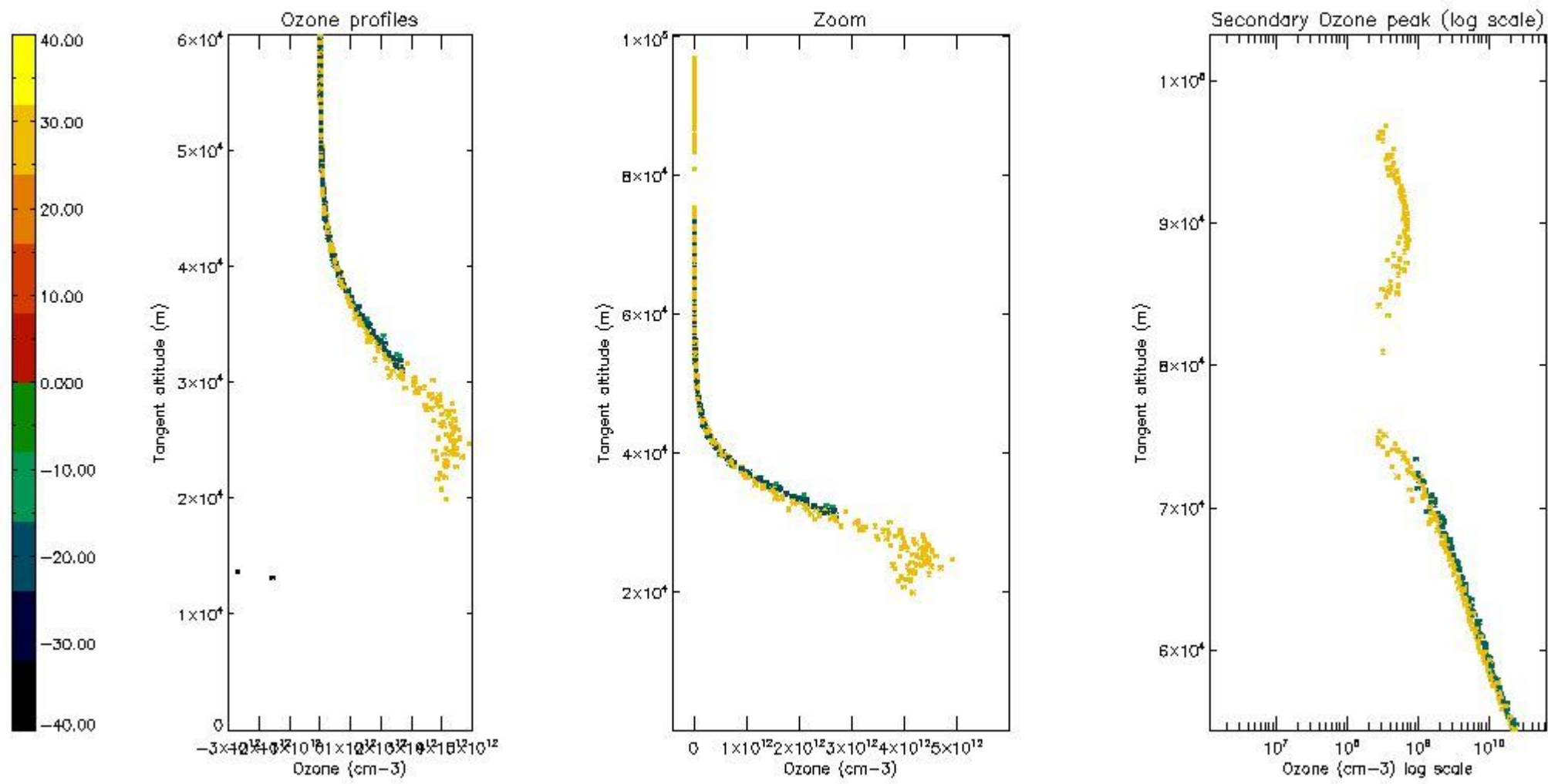
*5.4 Plot ozone profiles where STD < 10% (dark without errors)*

The colorbar represents the latitude.



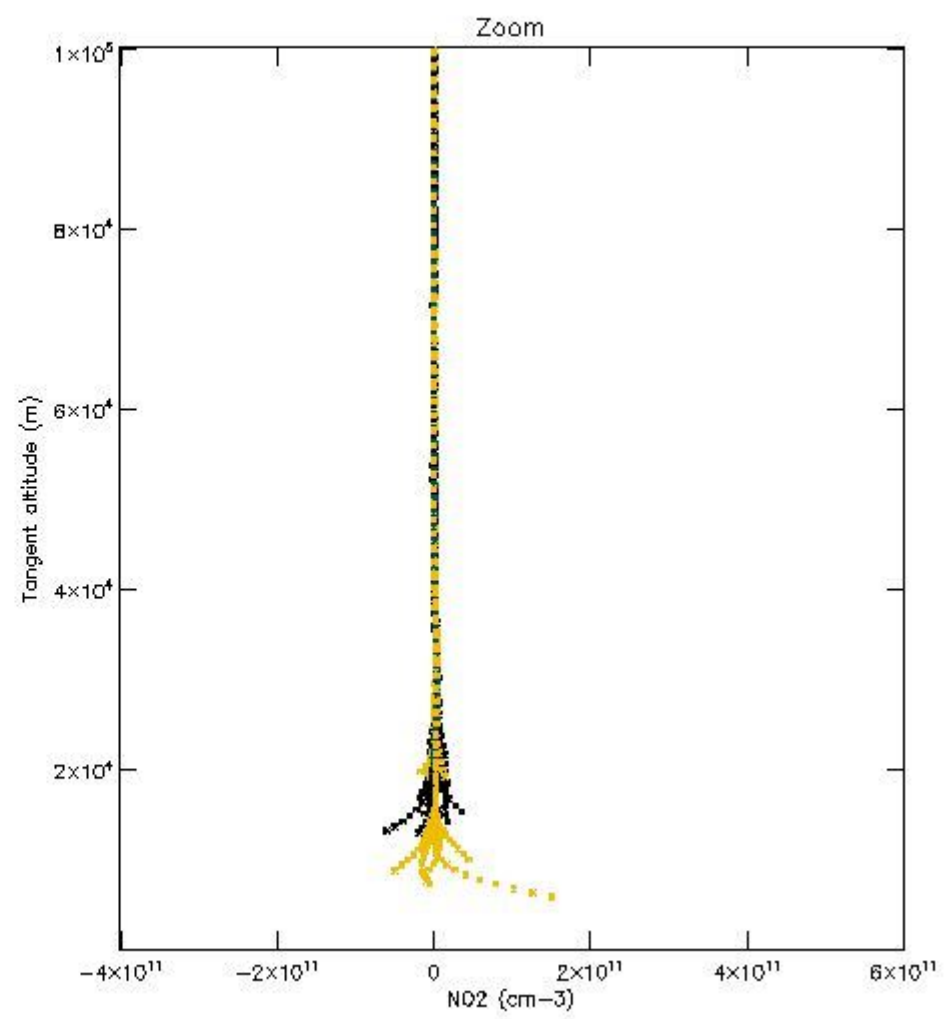
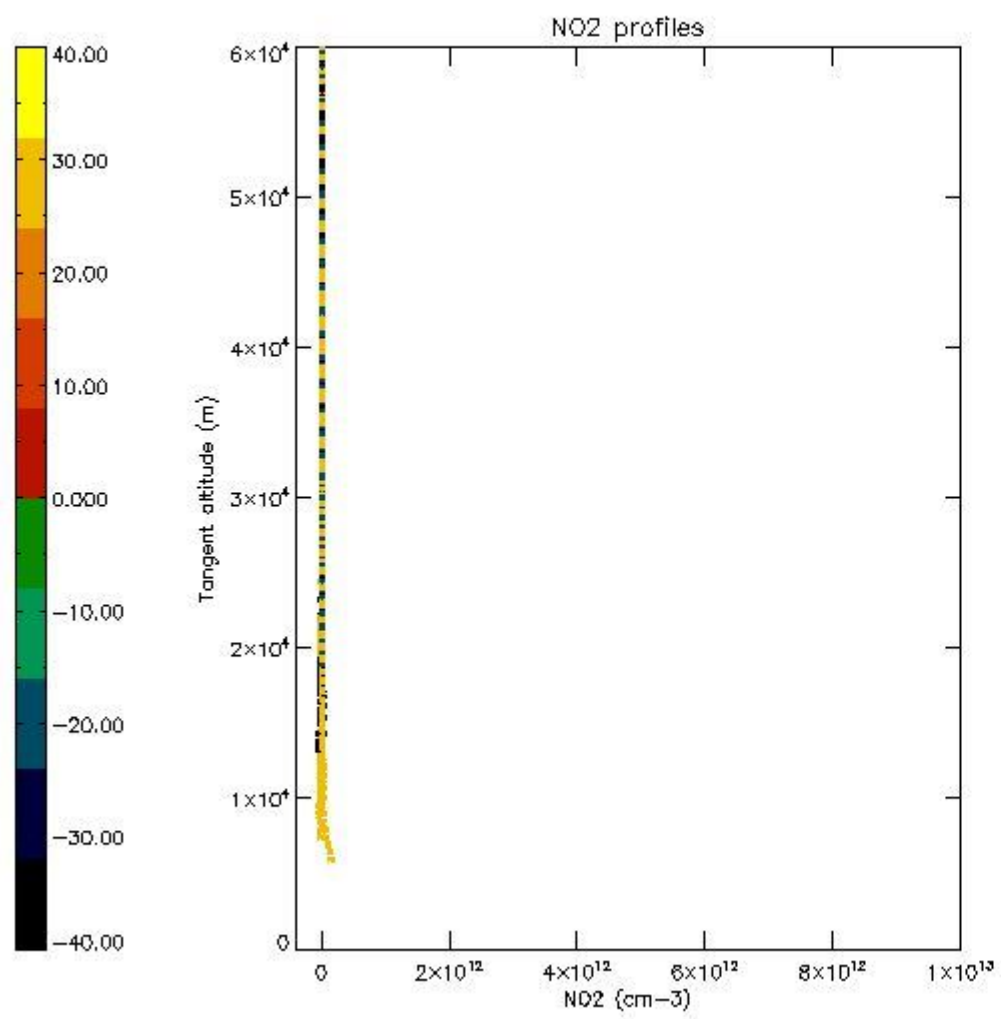
*5.5 Plot ozone profiles where STD < 5% (dark without errors)*

The colorbar represents the latitude.



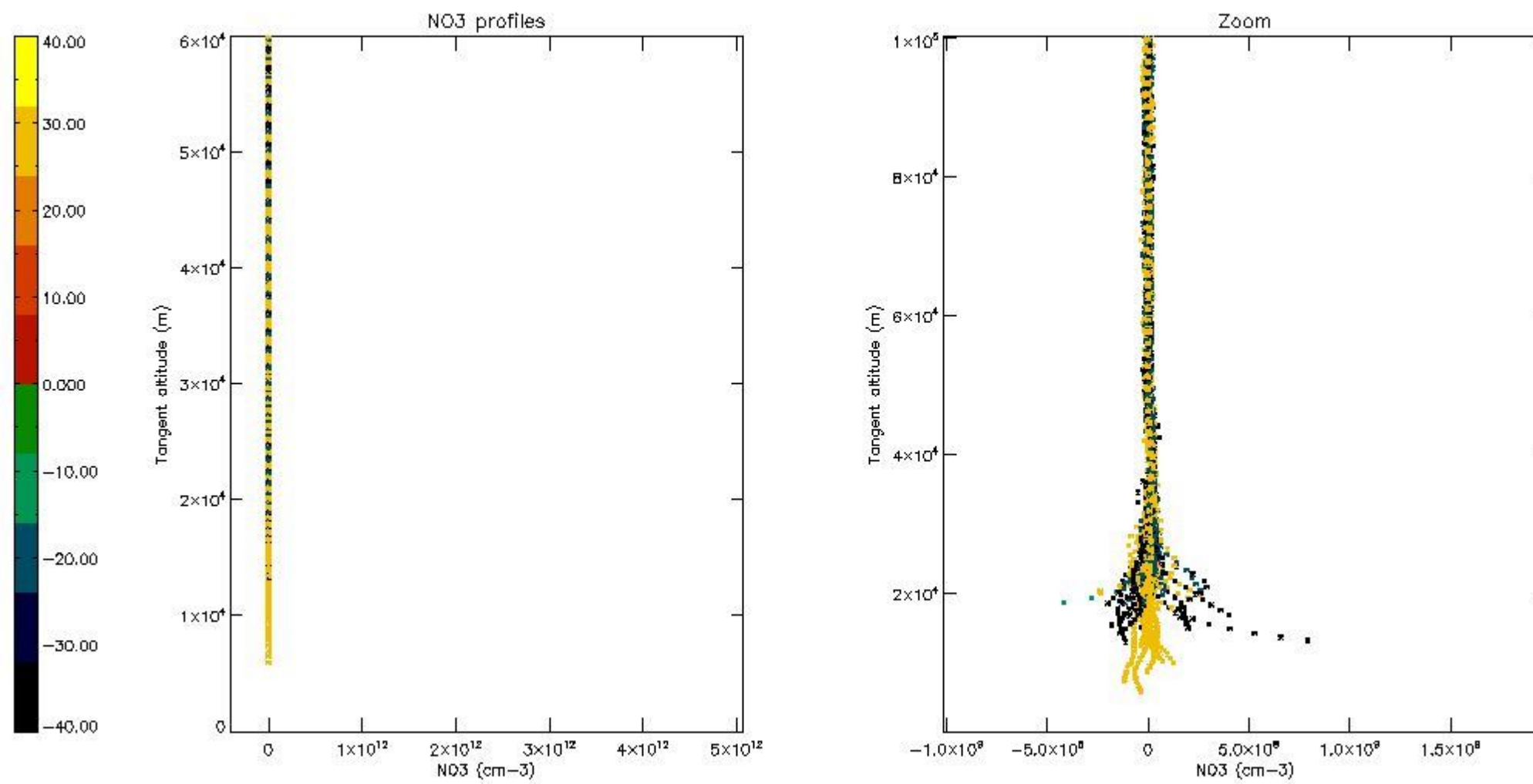
*5.6 Plot NO<sub>2</sub> profiles for all STD (dark without errors)*

The colorbar represents the latitude.



*5.7 Plot NO3 profiles for all STD (dark without errors)*

The colorbar represents the latitude.

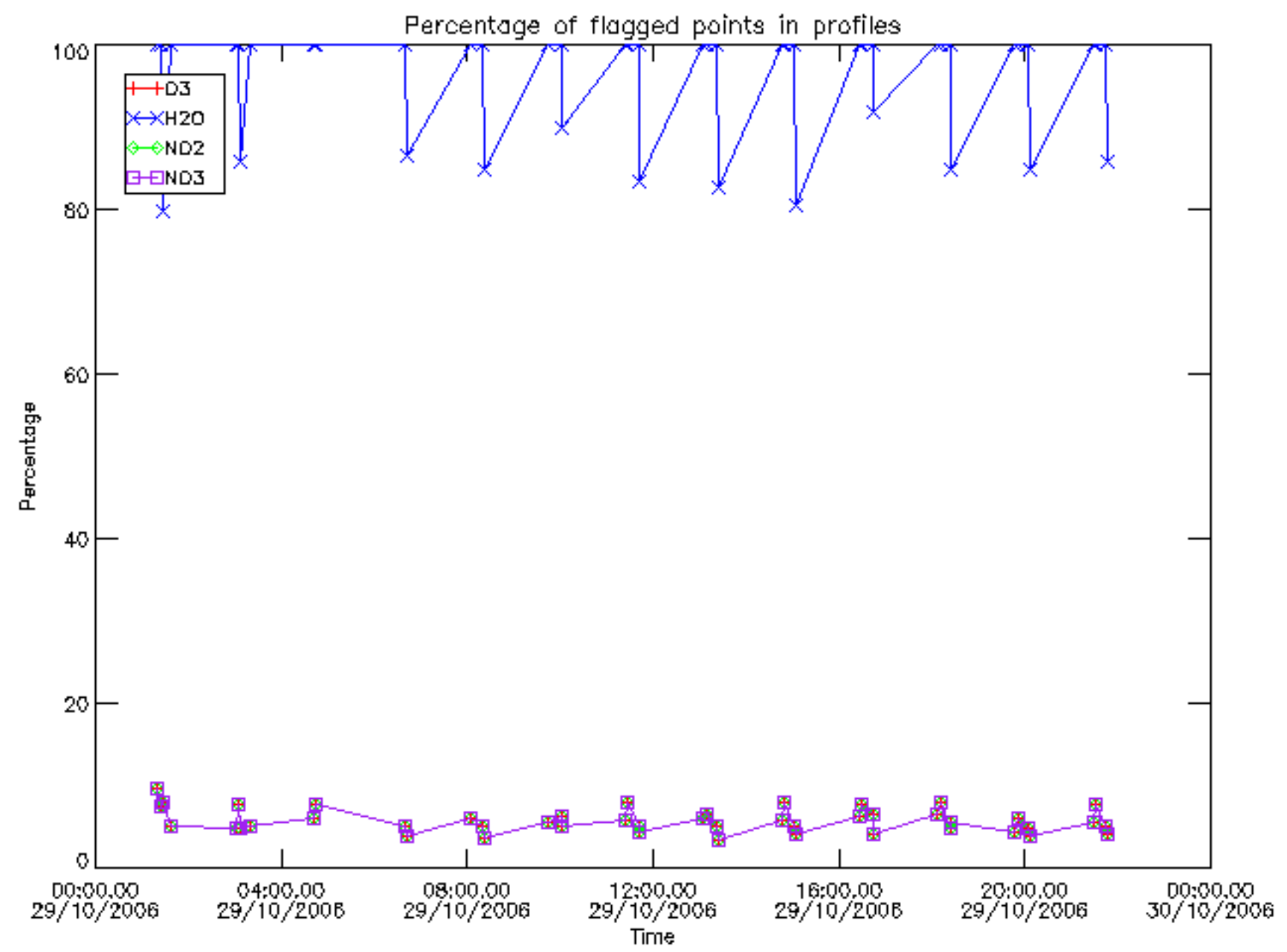


## 6. Auxiliary Data Files used for the production reported in section 2

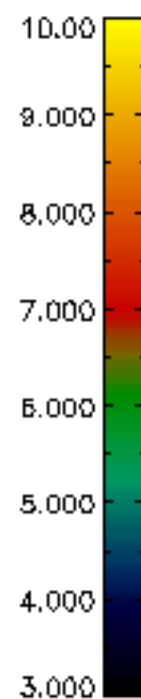
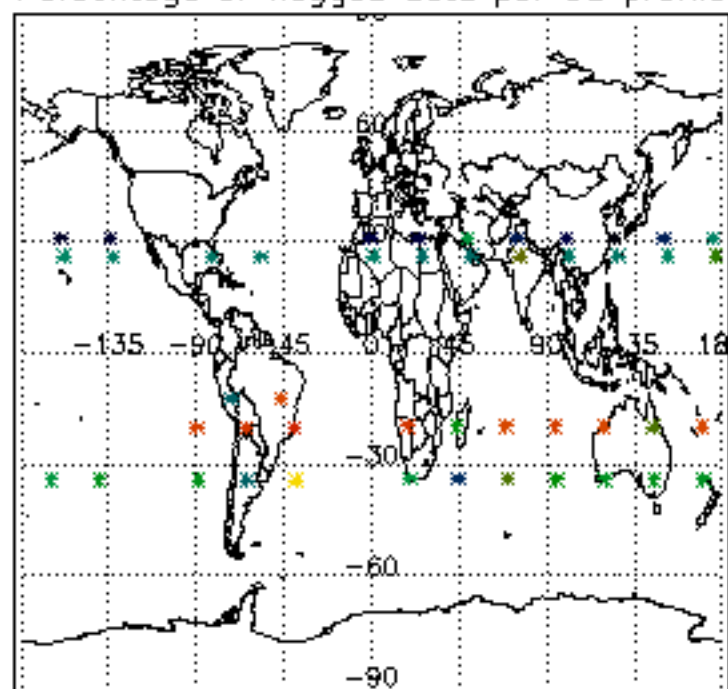
The number reported in the third column indicates since which file (see list in section 2) the corresponding auxiliary file has been used. The fourth column is the date of those product files.

Type	Auxiliary Filename	Used since product	Used since product date
INST_PHYS_CHARACTERISTICS	GOM_INS_AXVIEC20091111_143220_20030716_120000_20500101_000000	1	29-OCT-2006 00:01:59
LEVEL-2_PROC_CONFIG	GOM_PR2_AXVIEC20091111_152718_20020301_000000_20500101_000000	1	29-OCT-2006 00:01:59
CROSS_SECTIONS_FILE	GOM_CRS_AXVIEC20091111_154832_20020301_000000_20500101_000000	1	29-OCT-2006 00:01:59

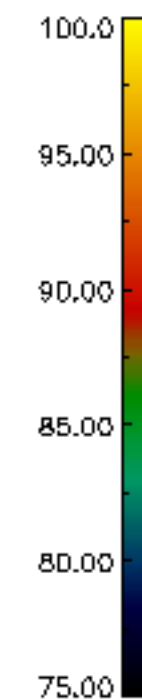
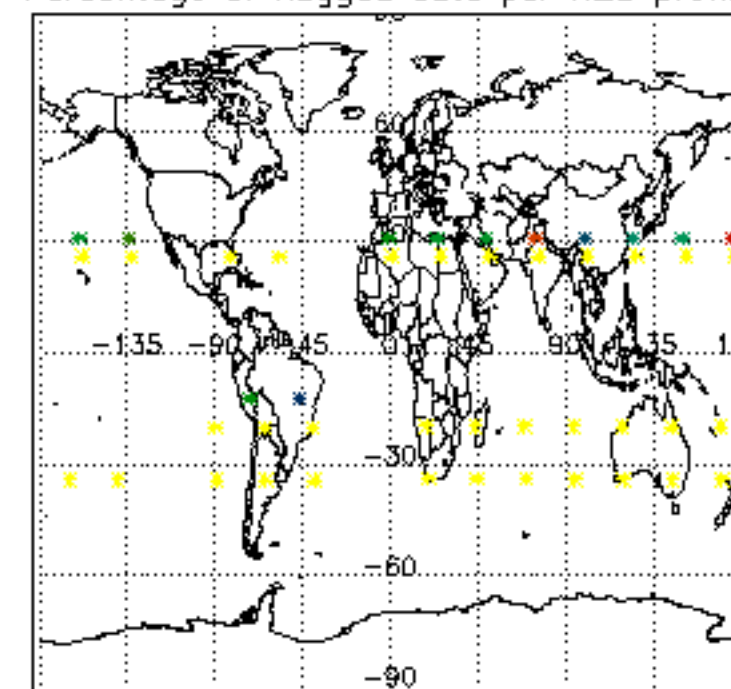




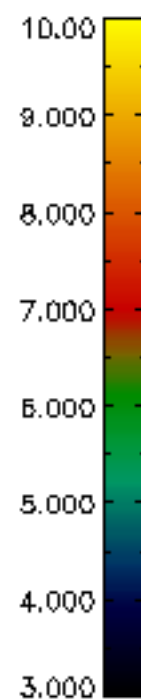
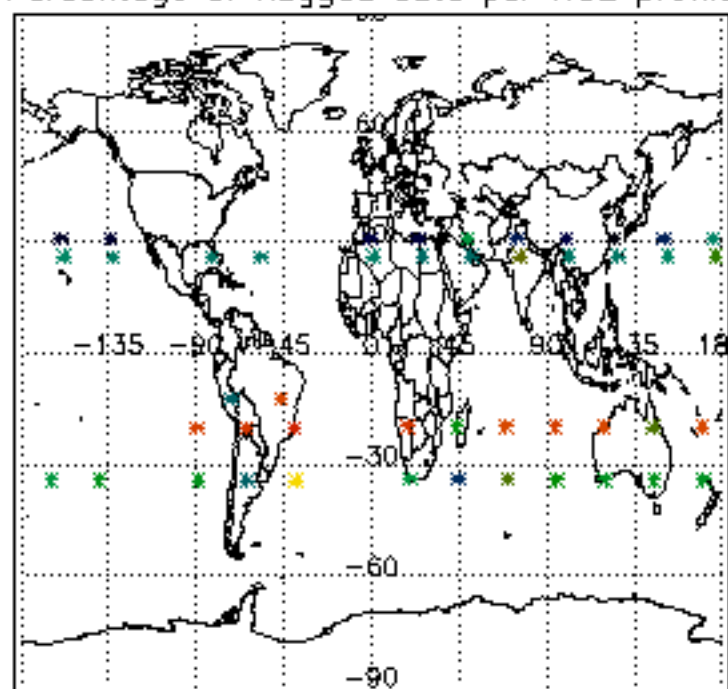
Percentage of flagged data per D3 profile



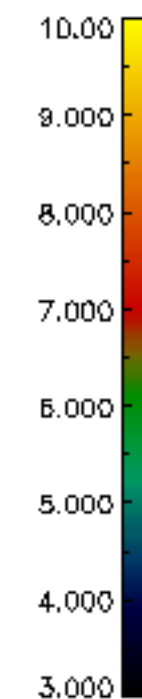
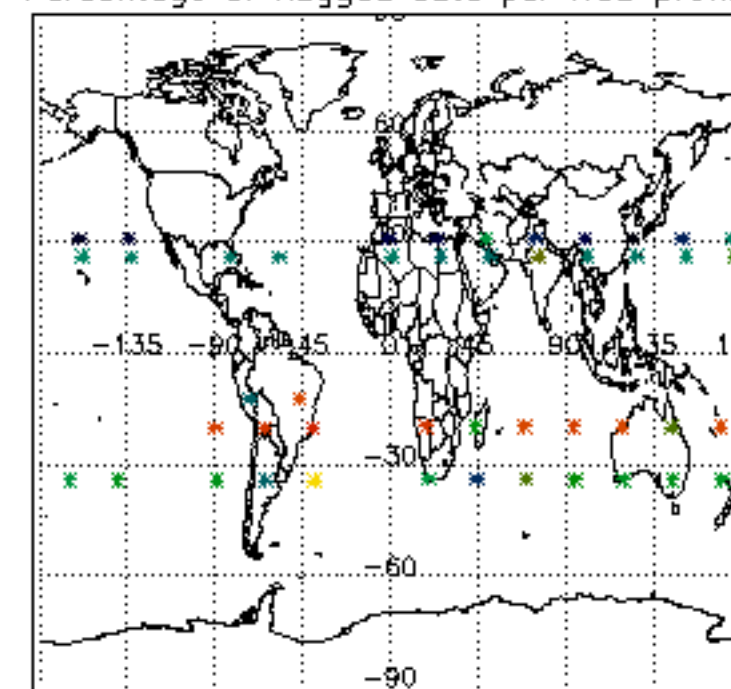
Percentage of flagged data per H2O profile

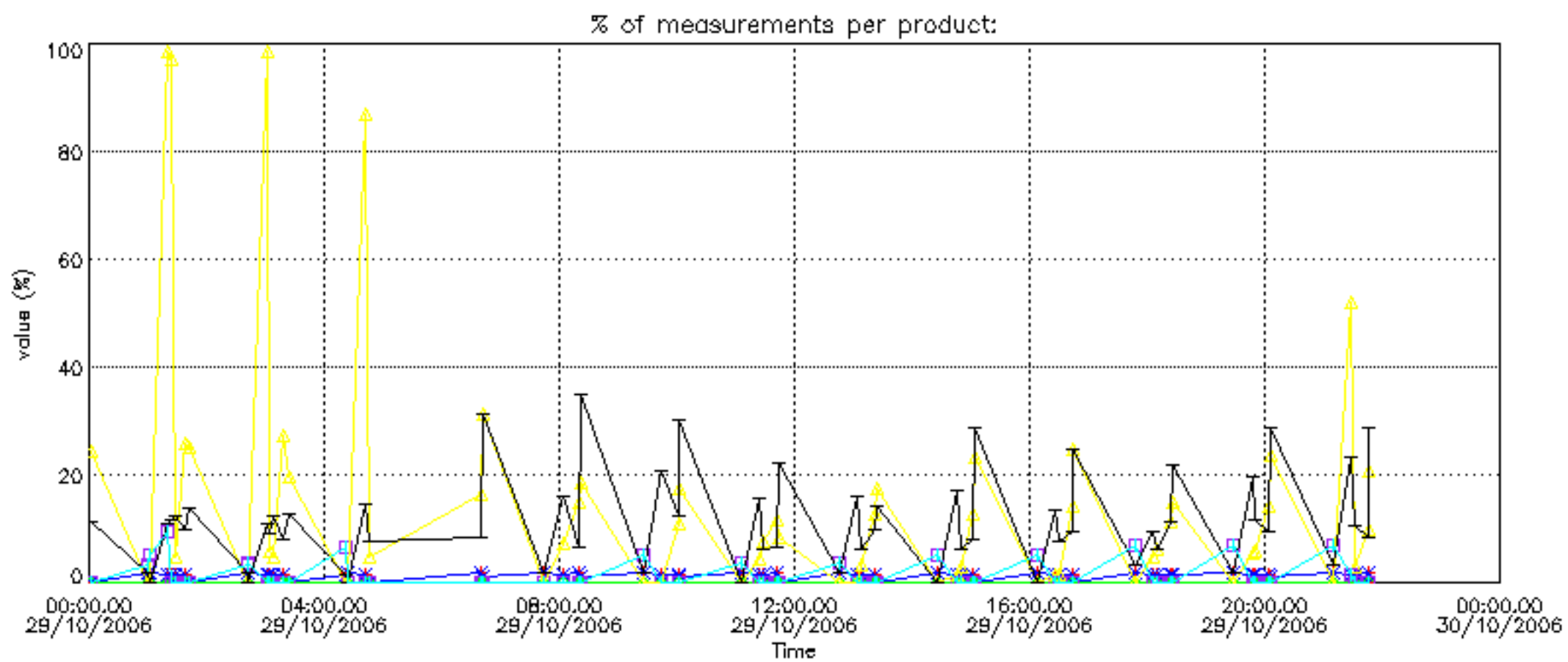


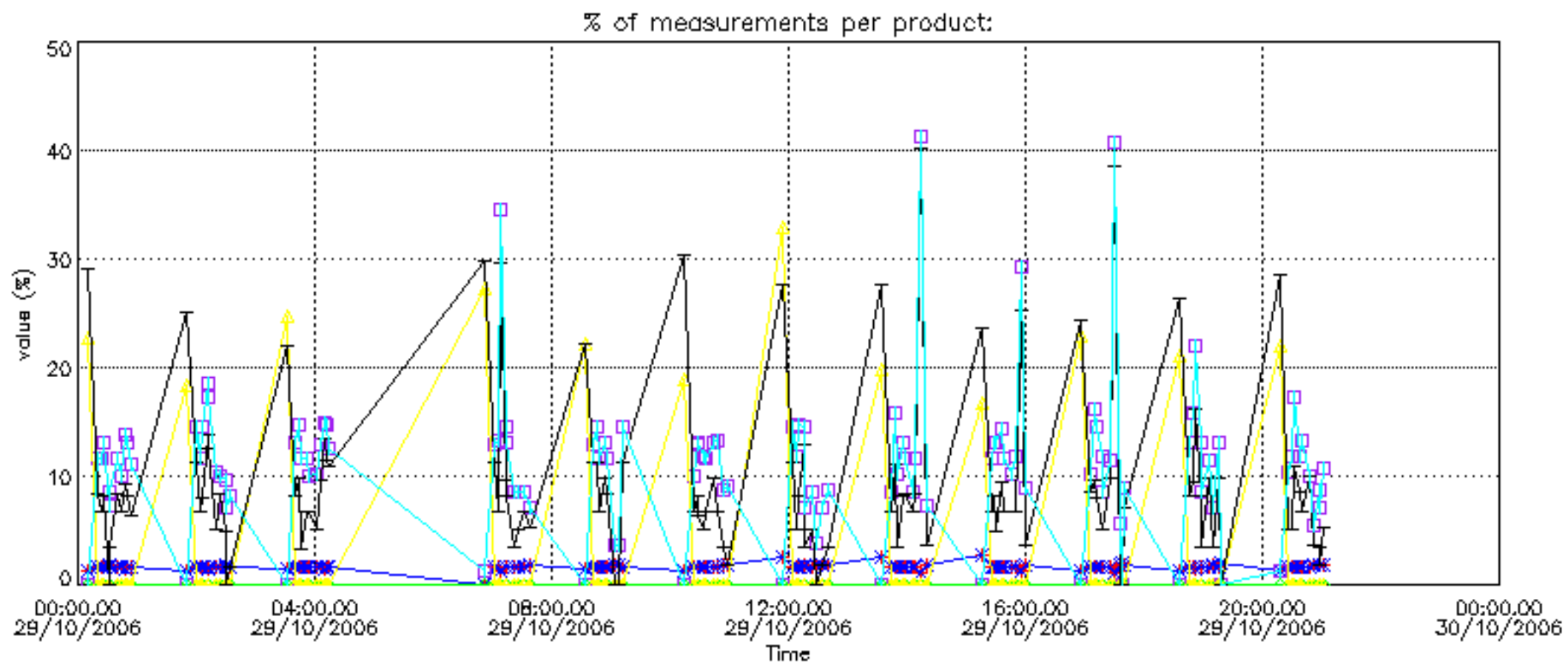
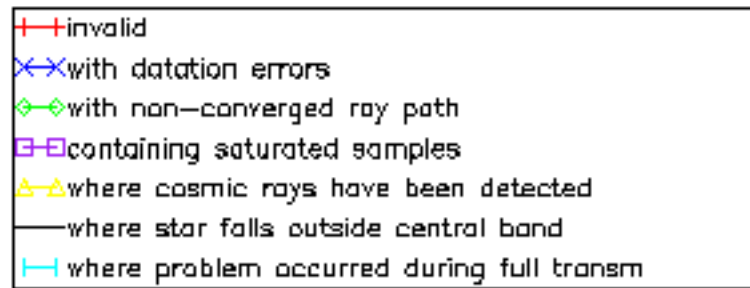
Percentage of flagged data per NO2 profile



Percentage of flagged data per NO3 profile

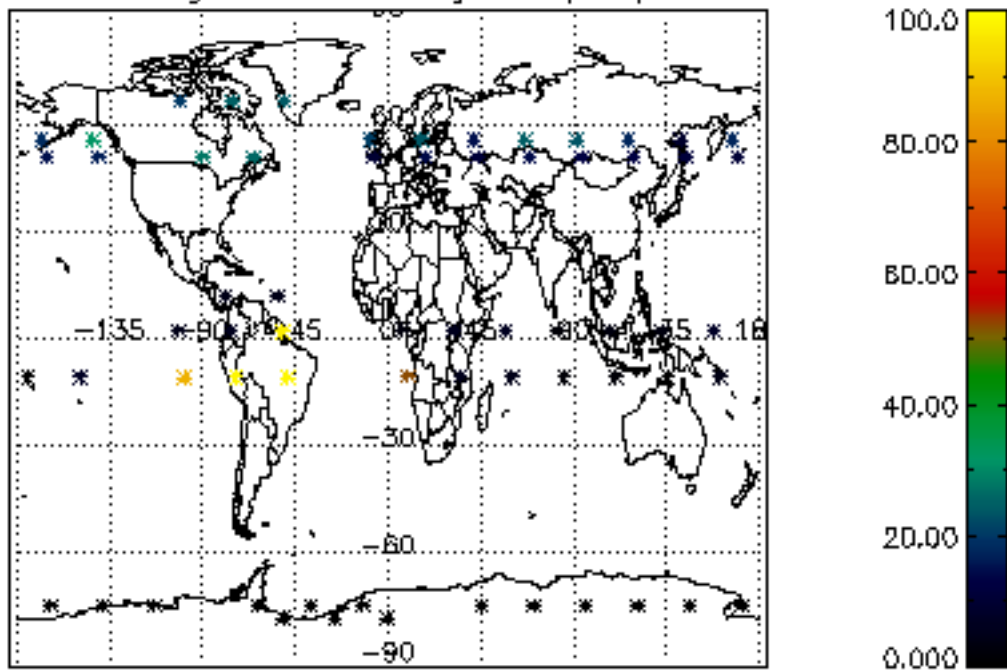




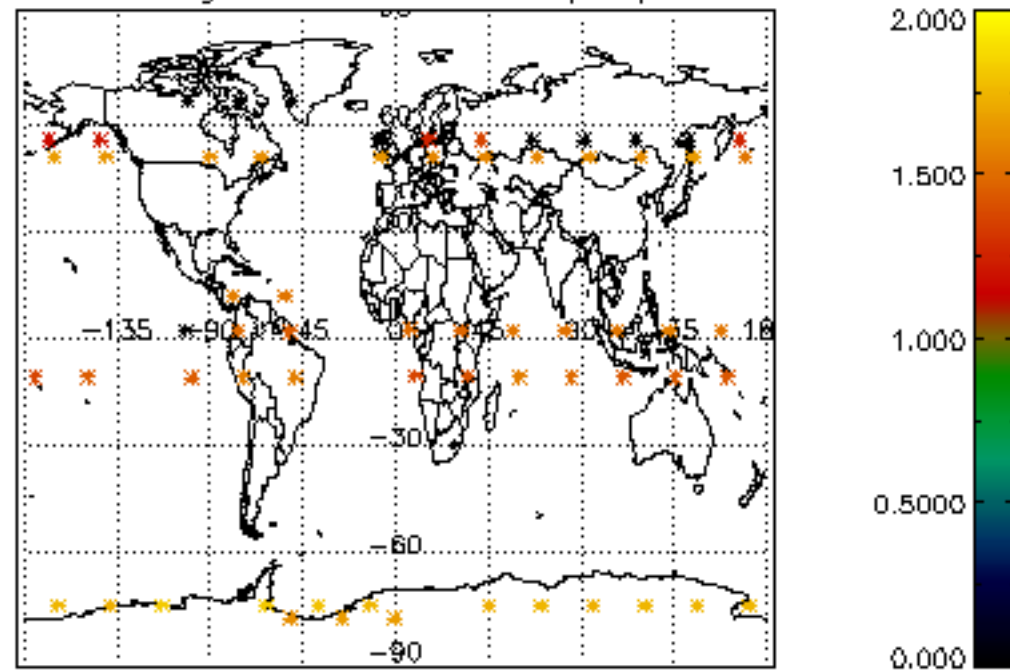




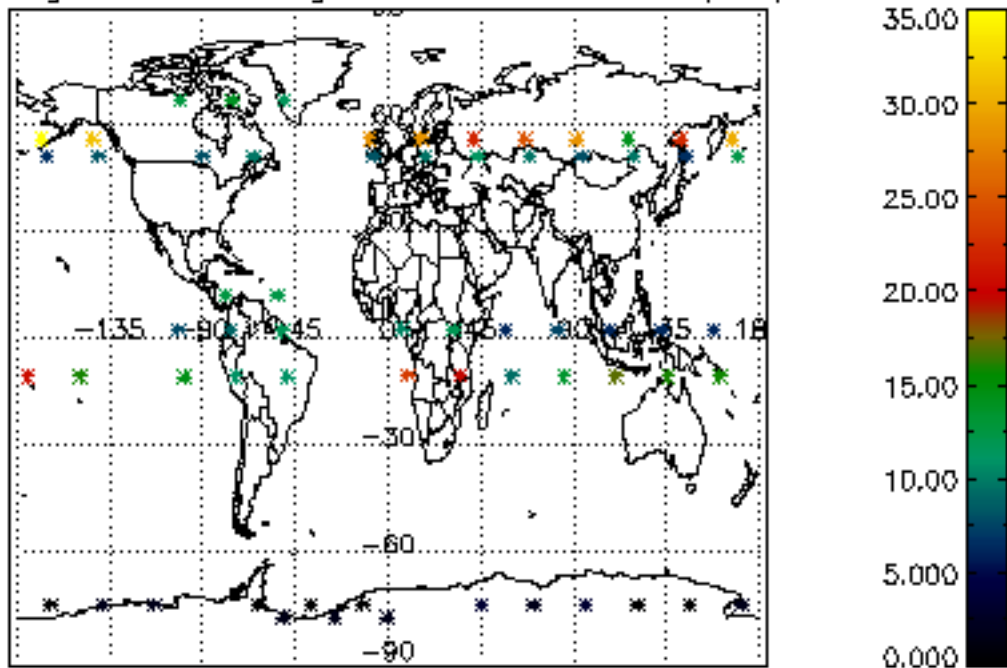
Percentage of cosmic ray hits per profile



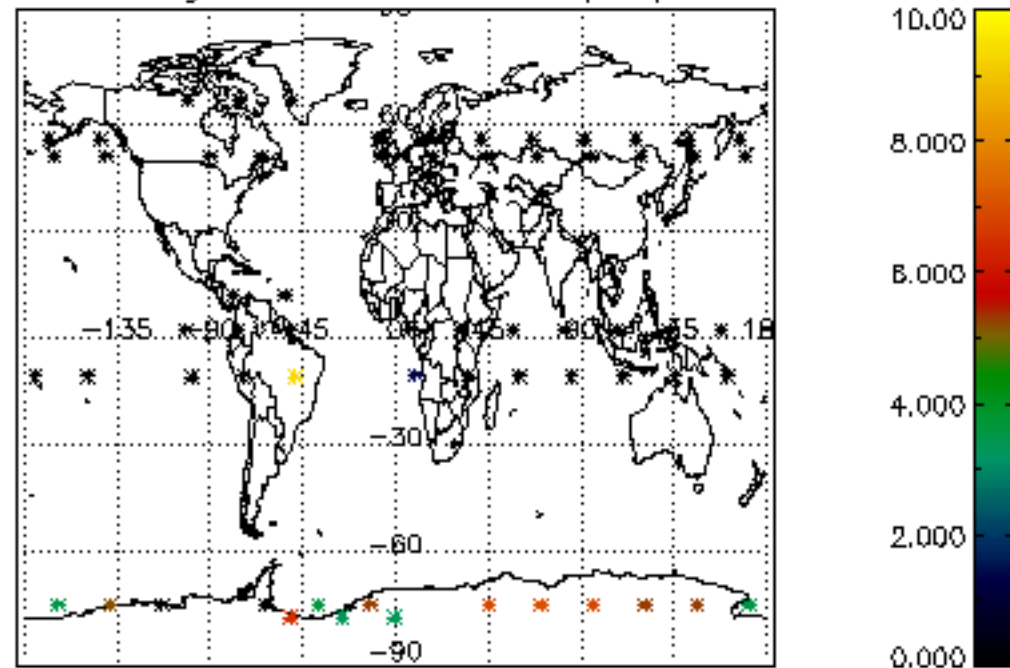
Percentage of datation errors per profile



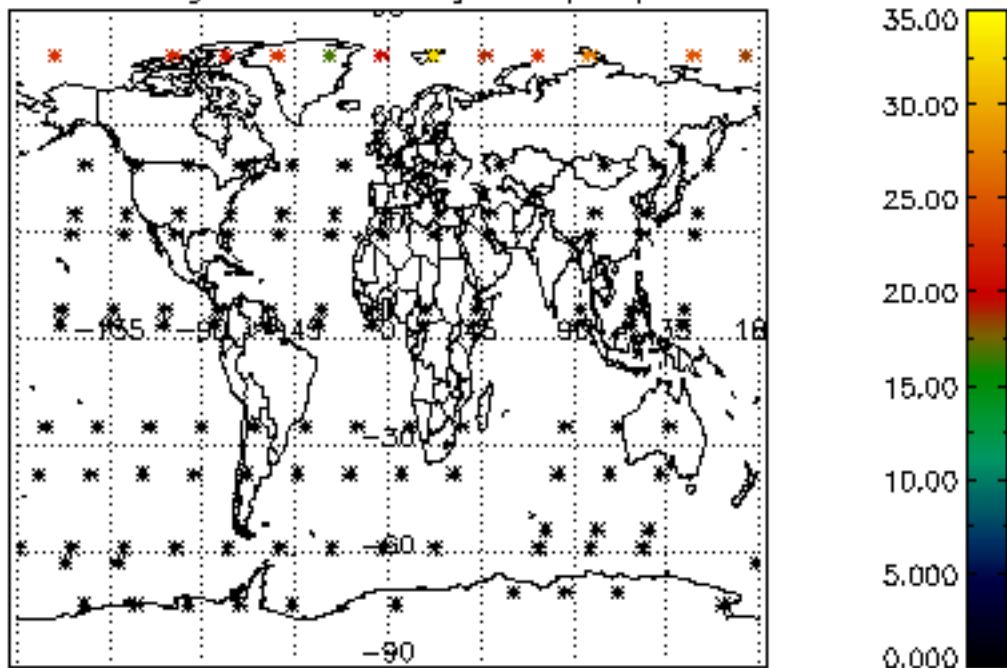
Percentage of star falling outside central band per profile



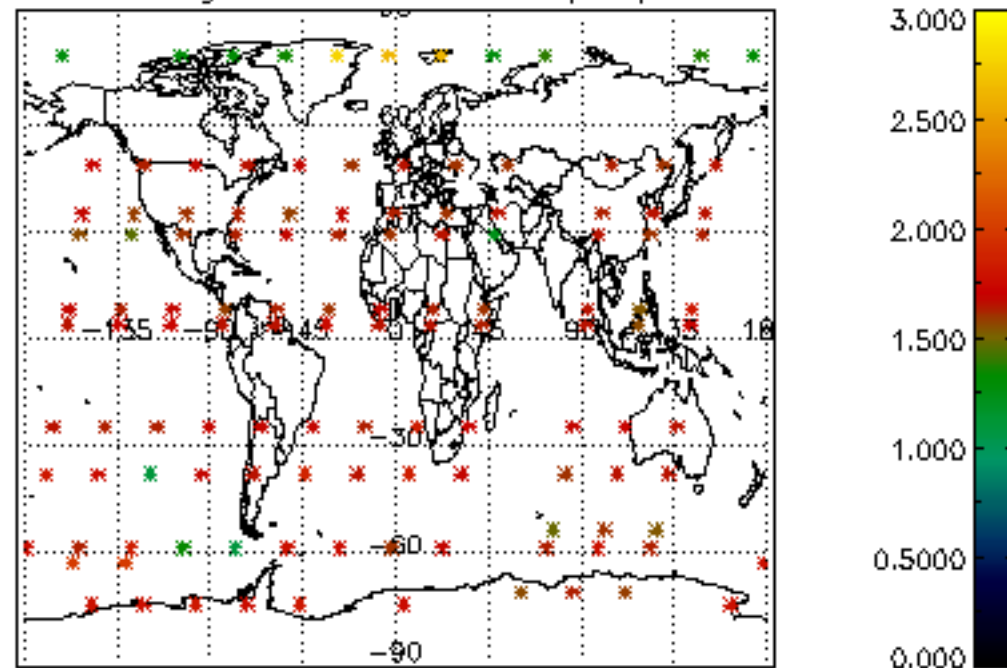
Percentage of saturation errors per profile



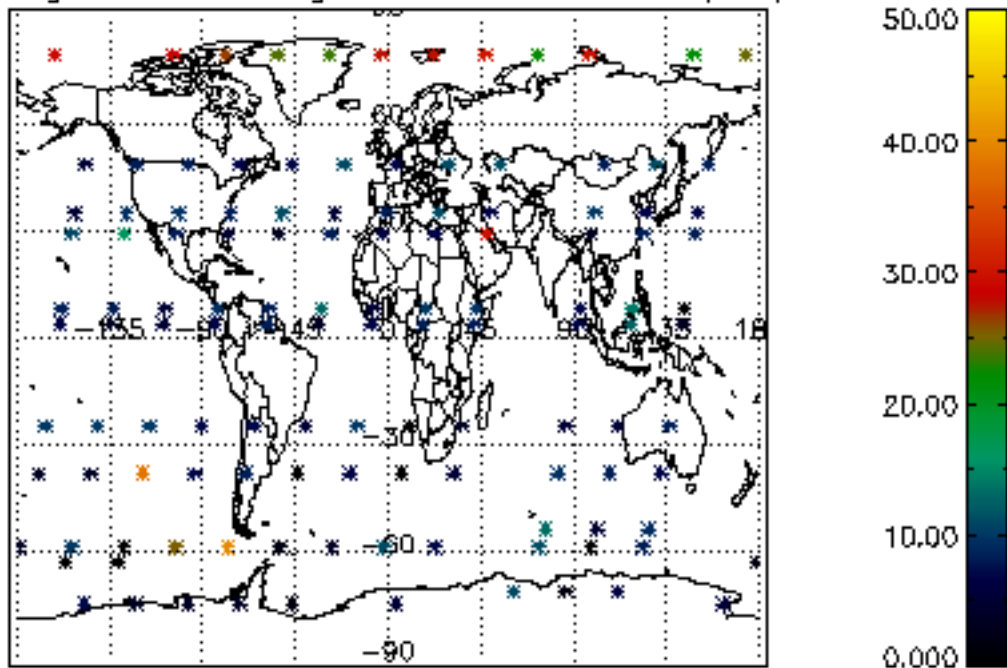
Percentage of cosmic ray hits per profile



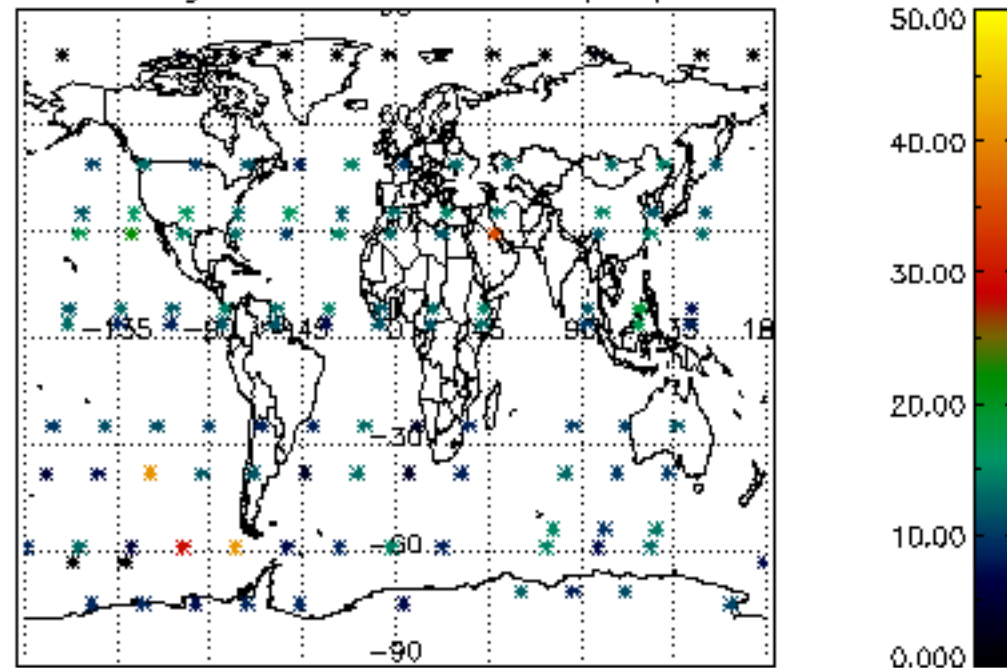
Percentage of datation errors per profile

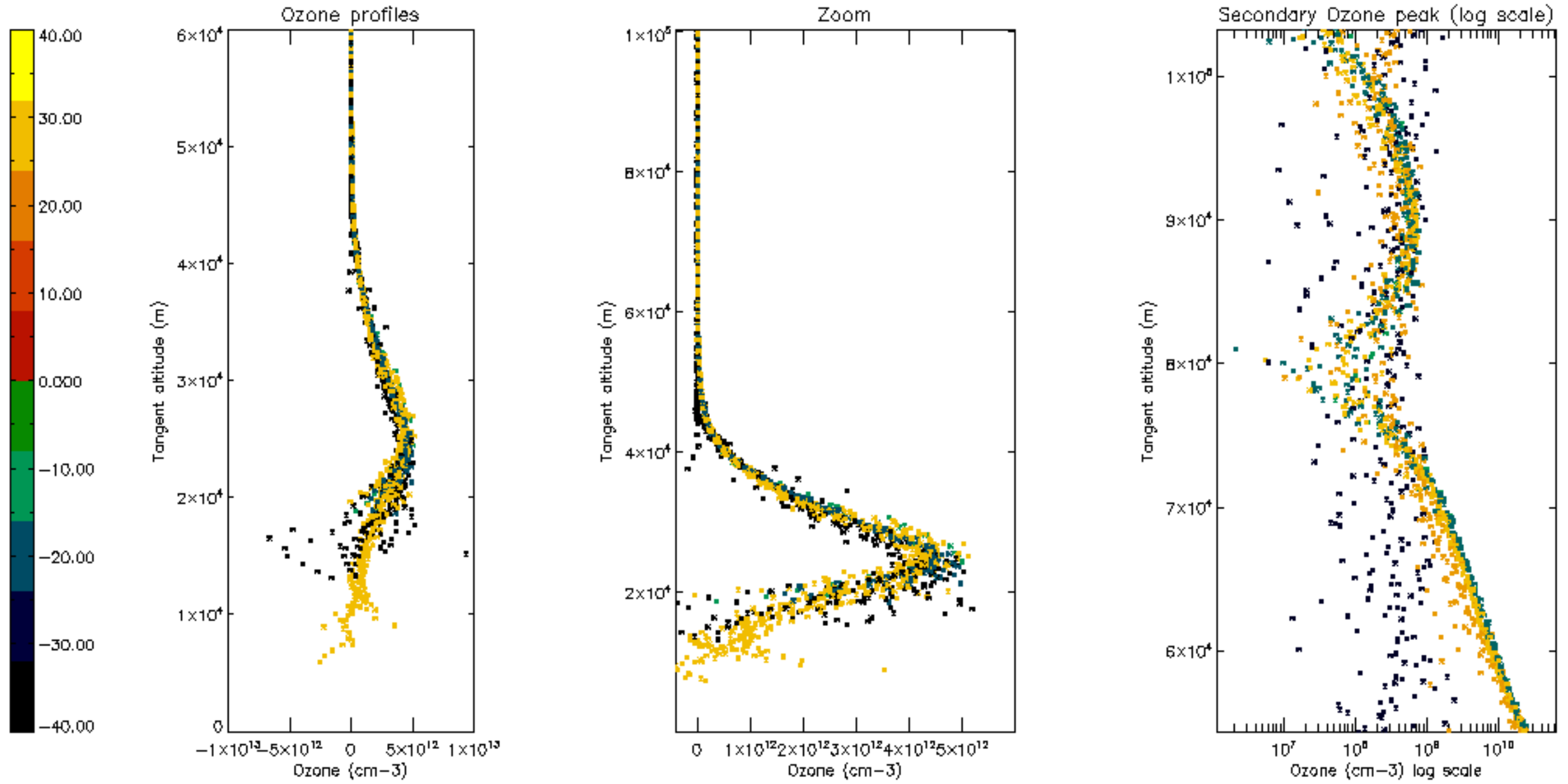


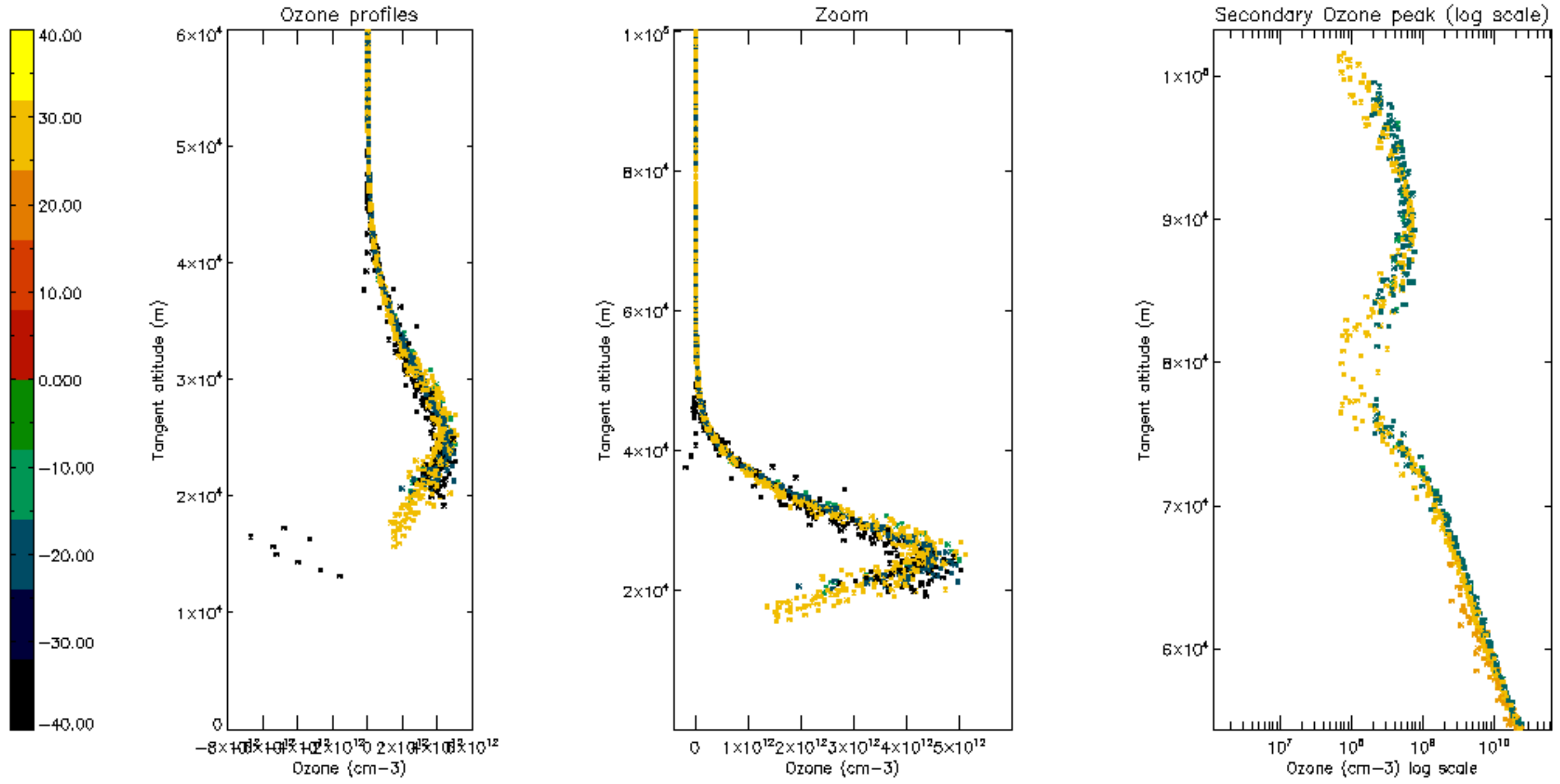
Percentage of star falling outside central band per profile



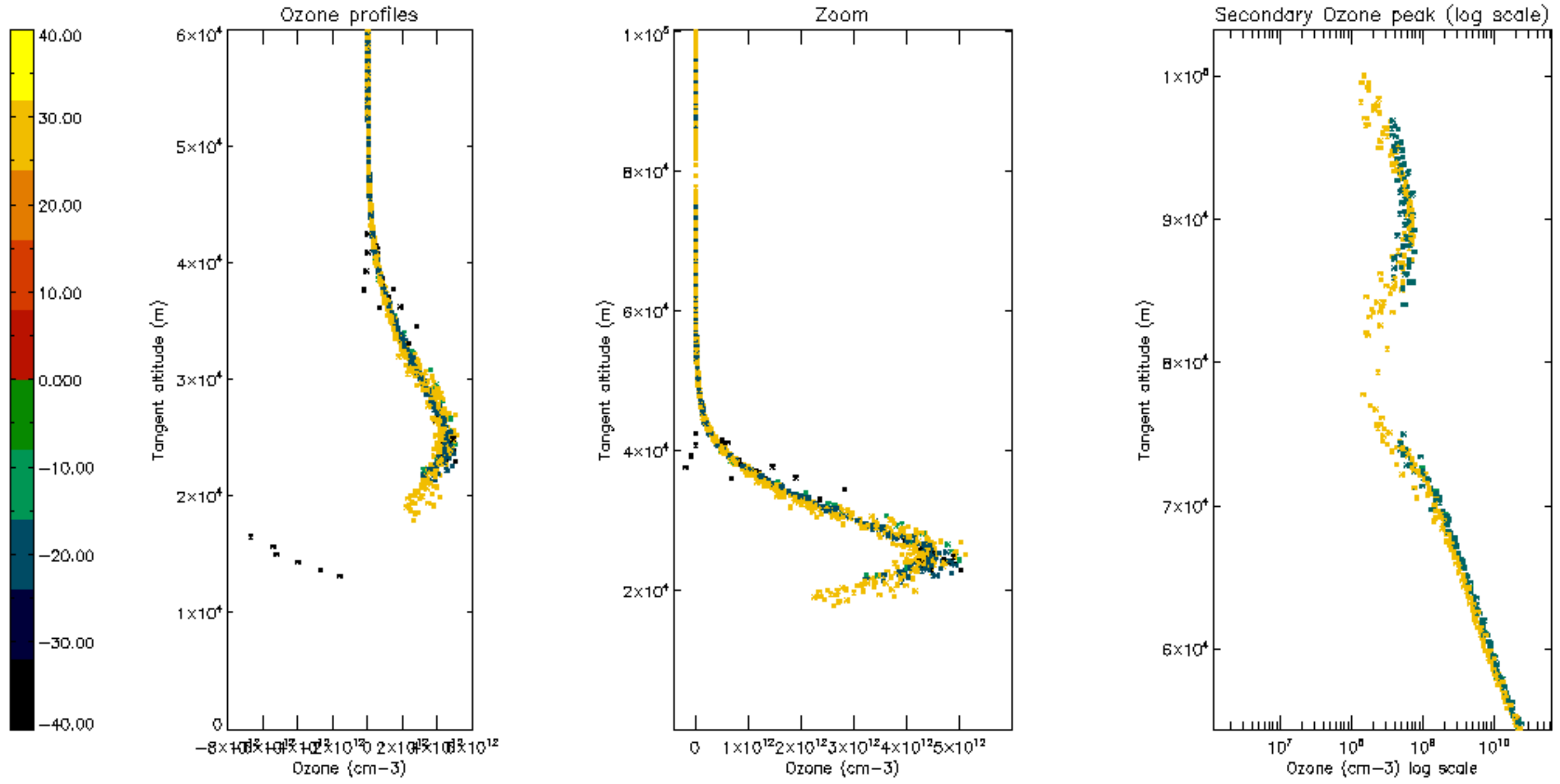
Percentage of saturation errors per profile

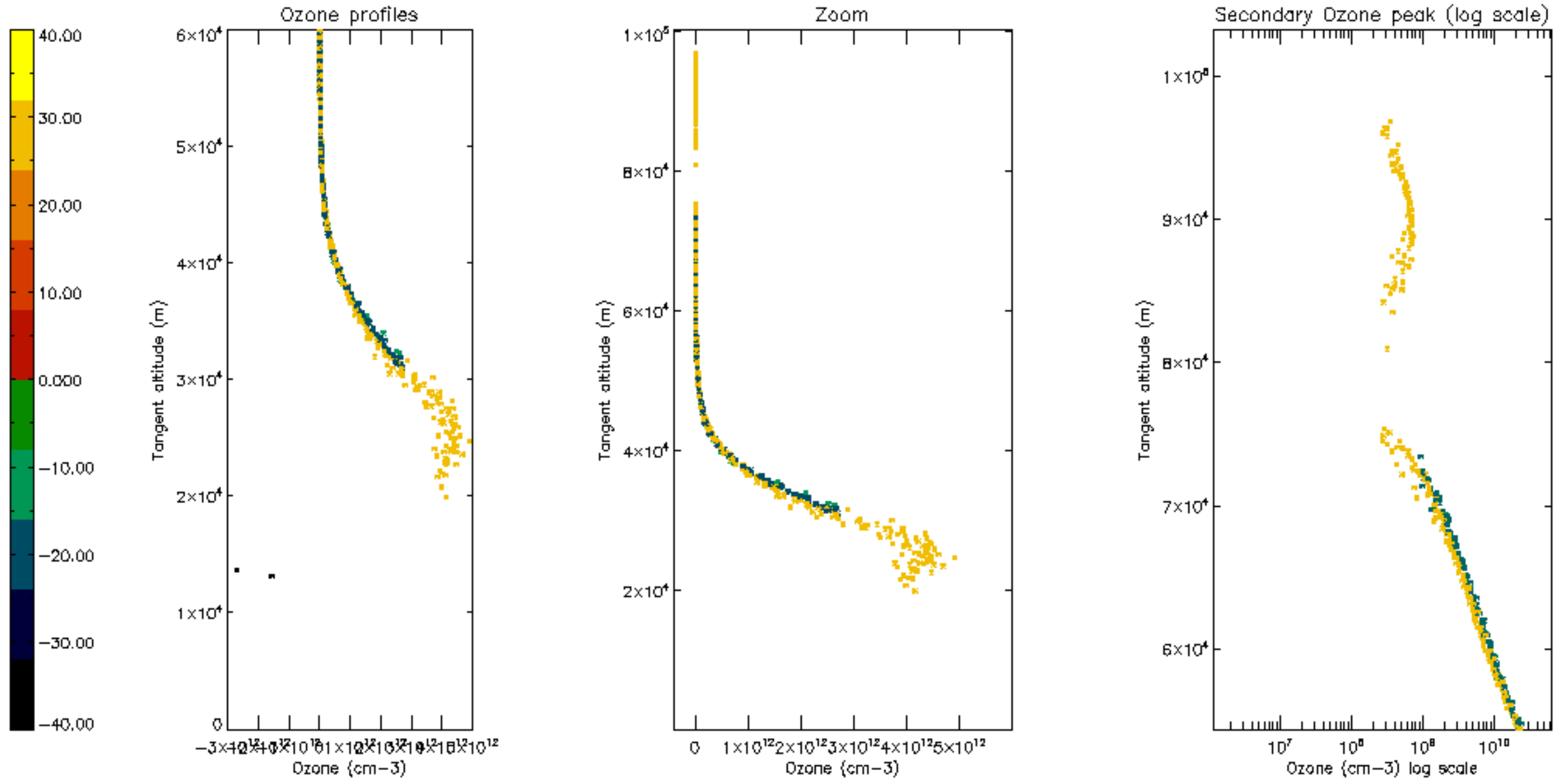


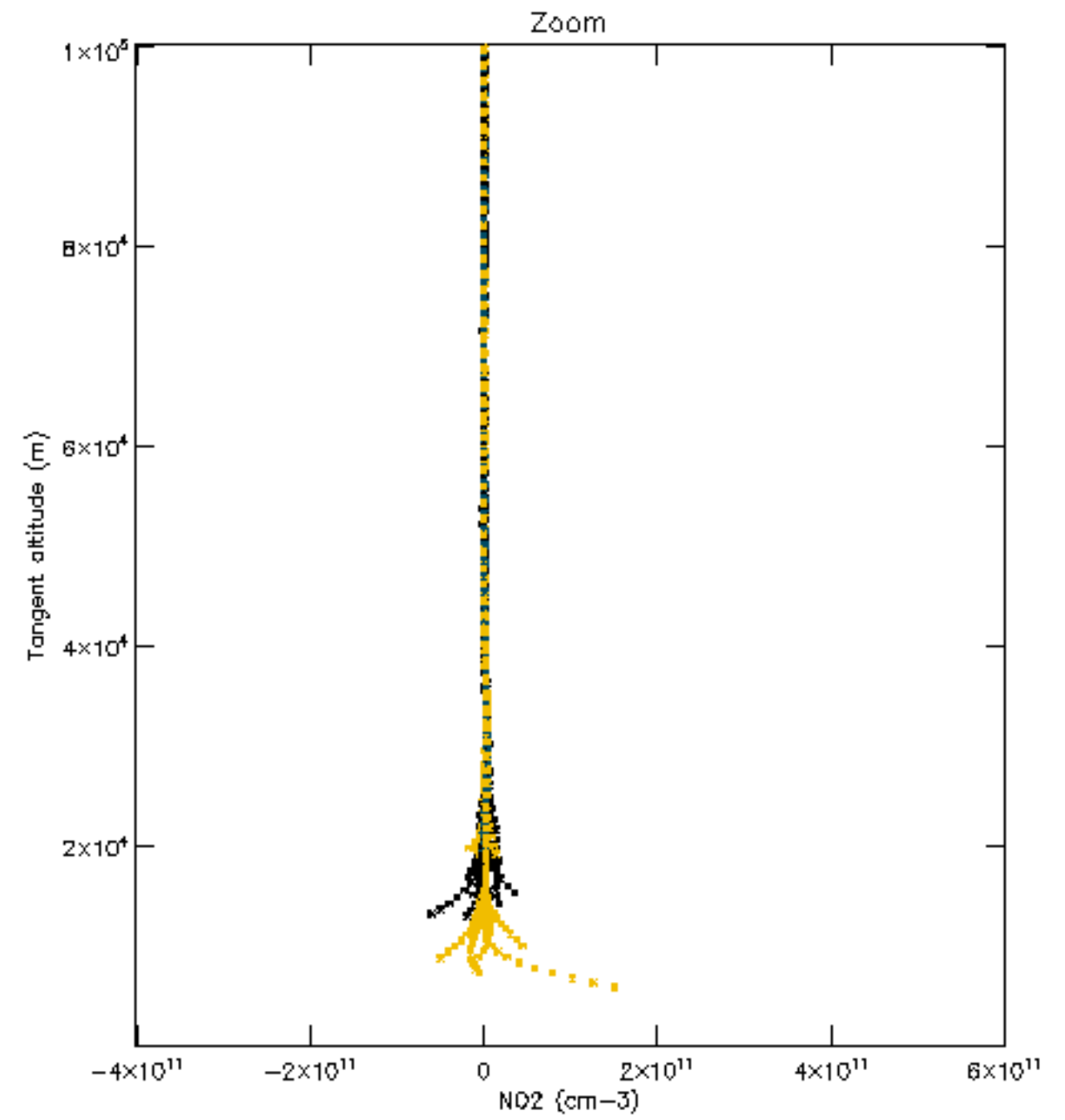
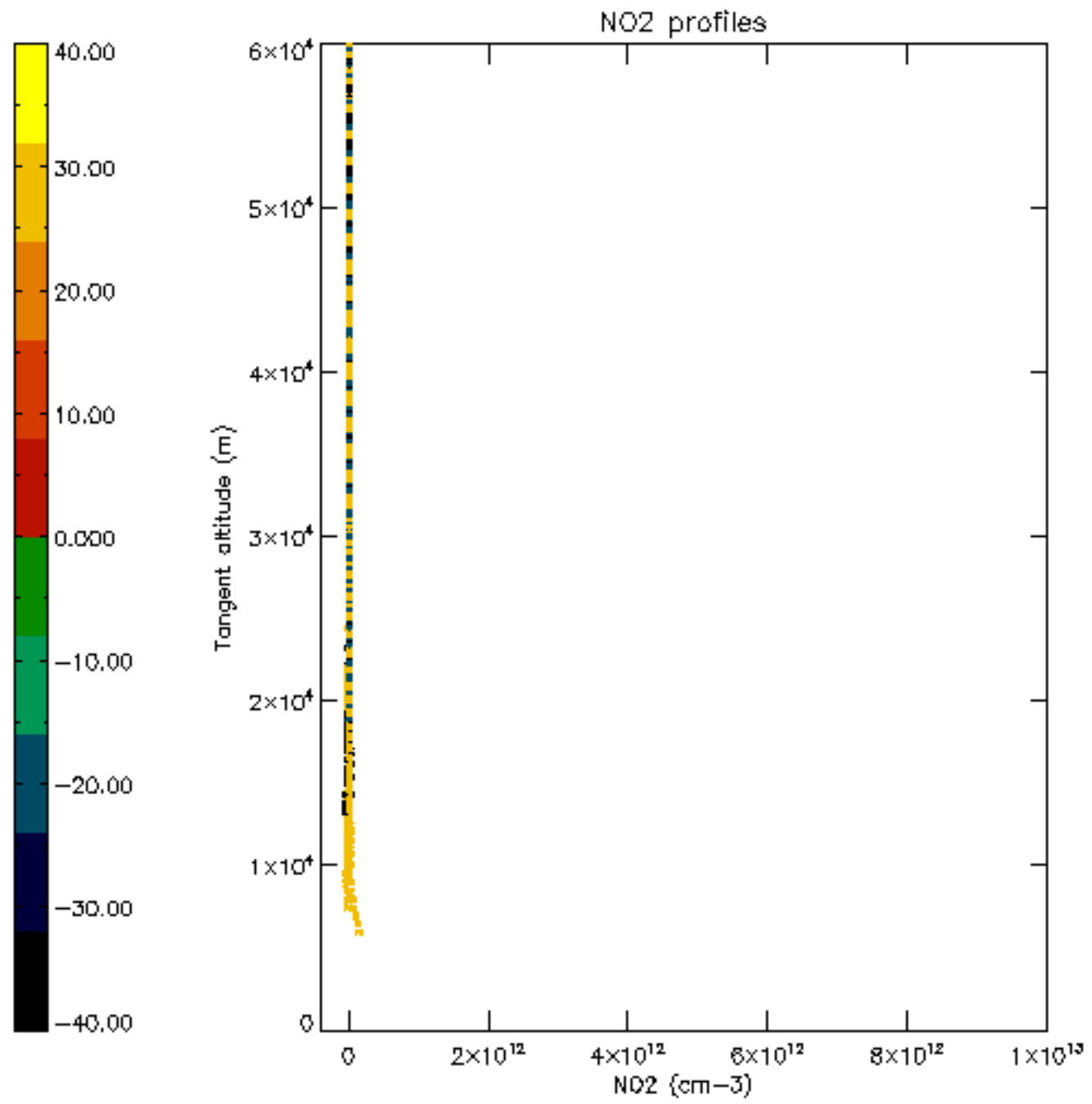


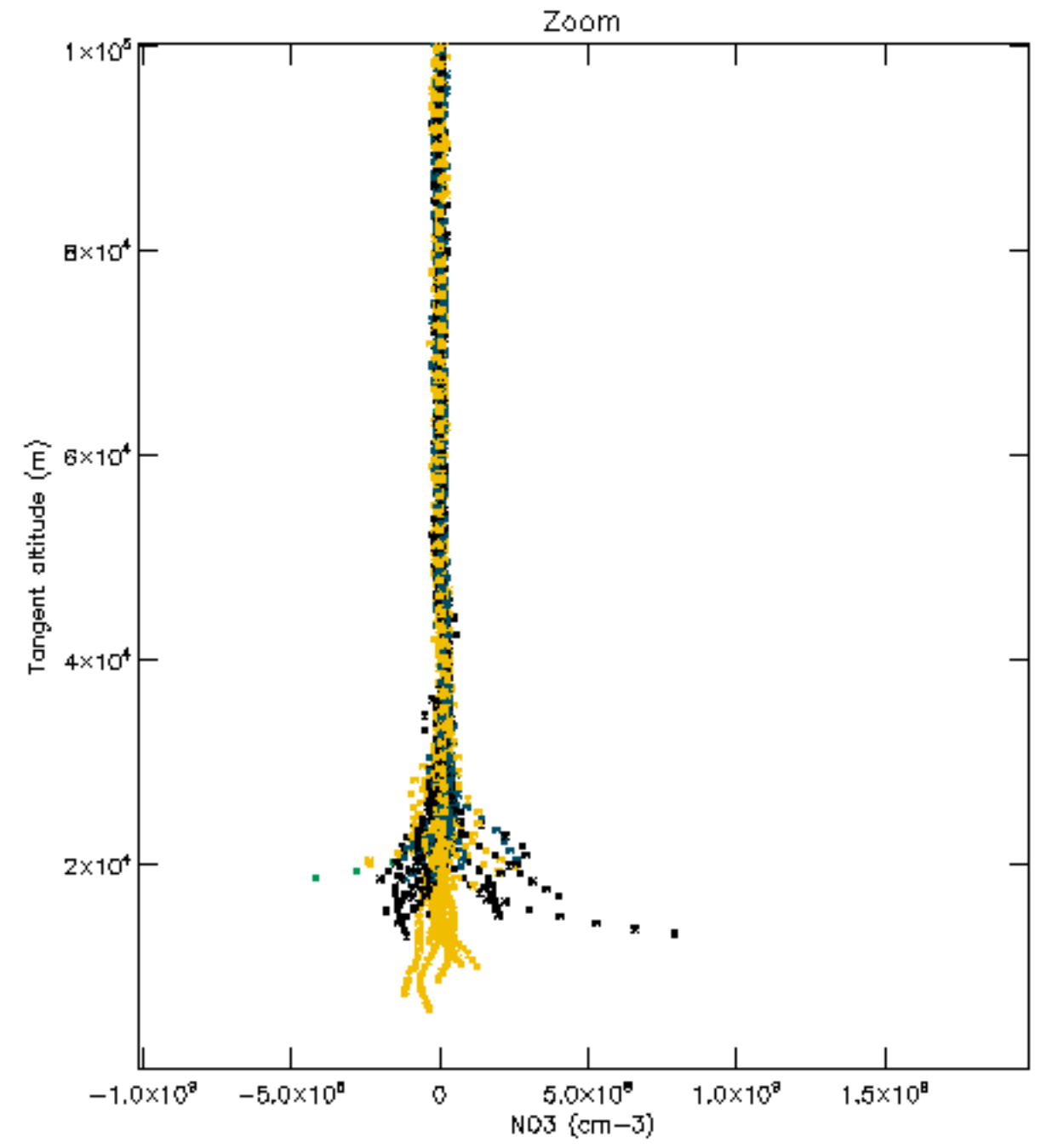
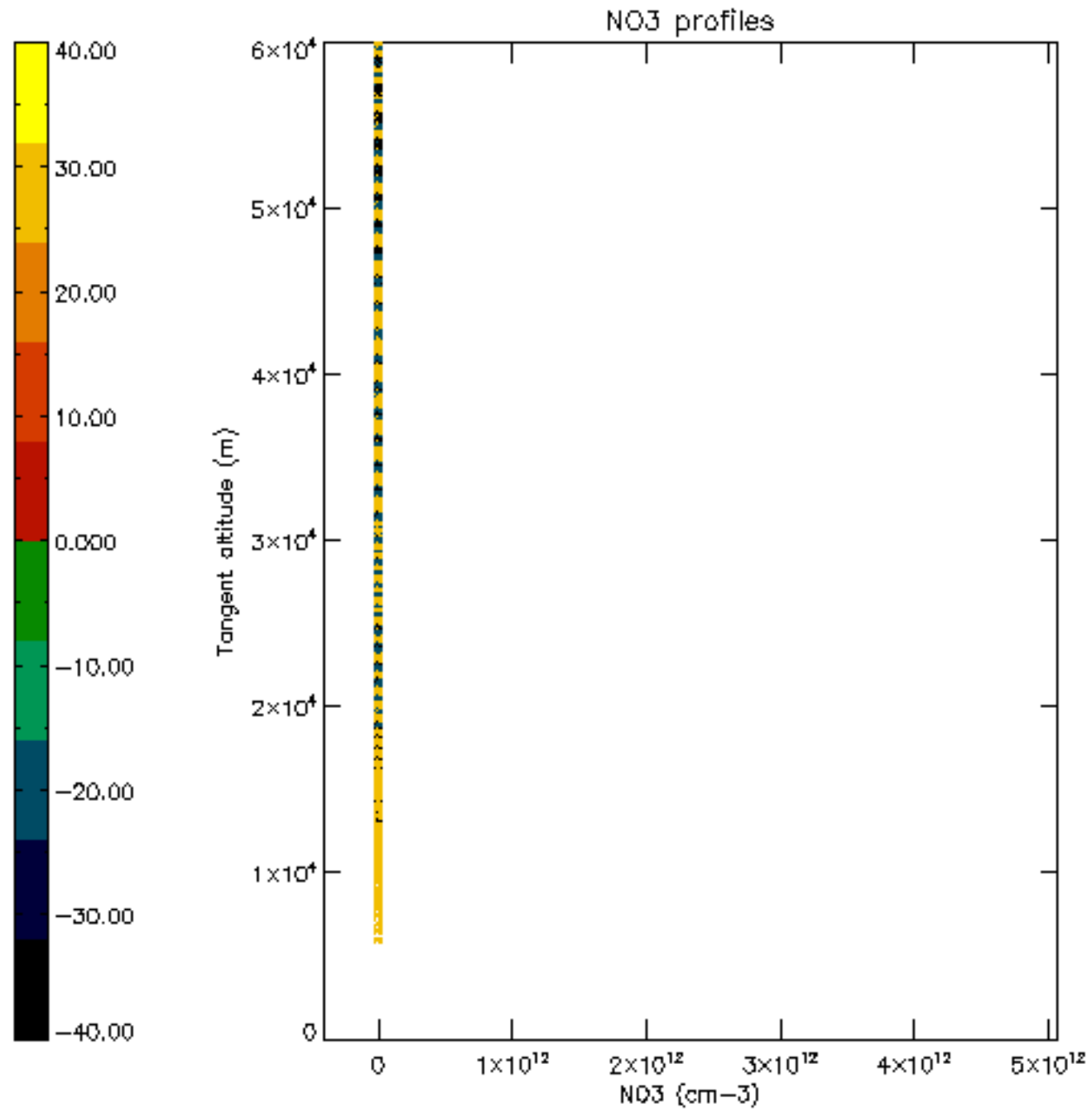




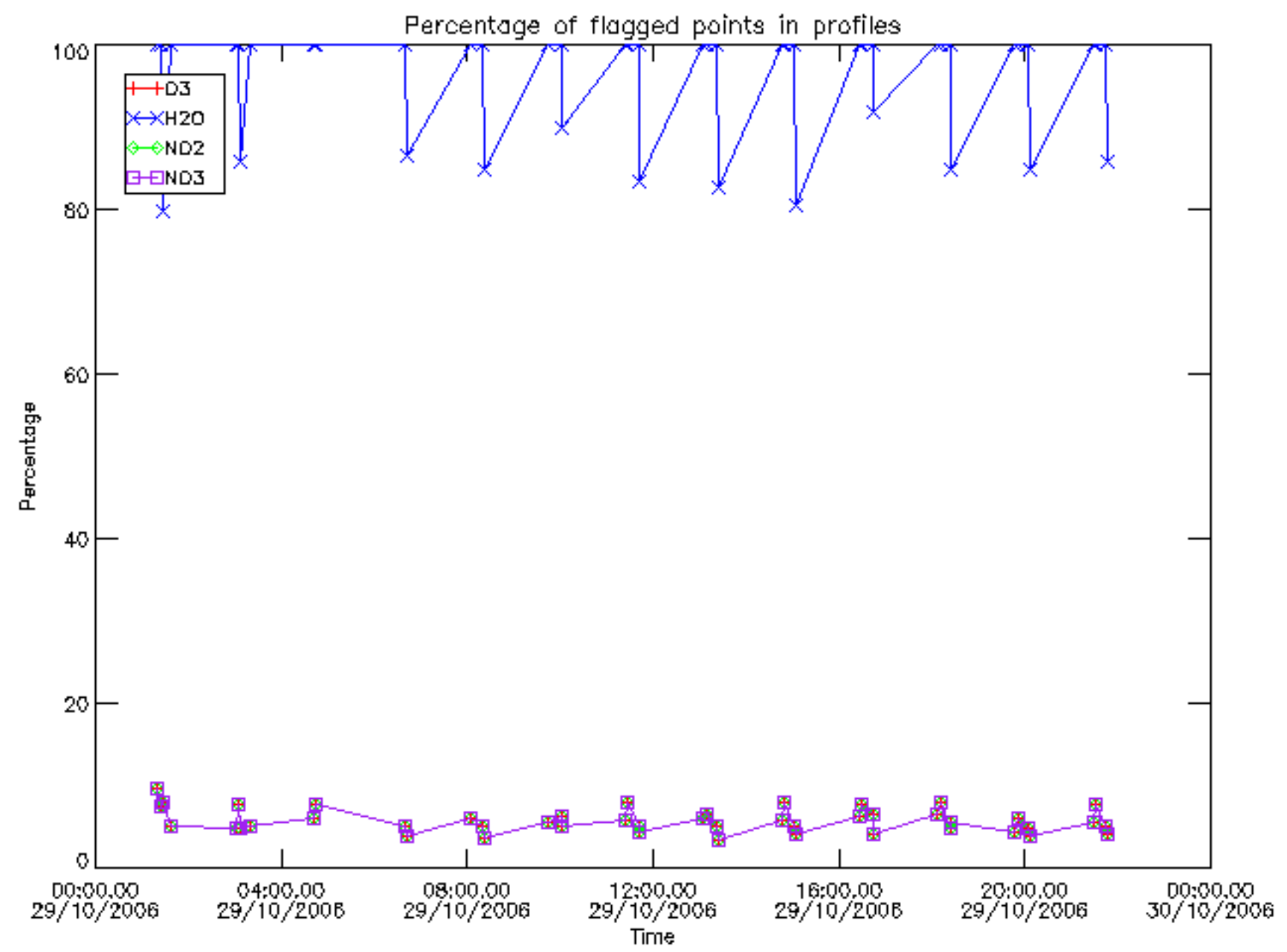




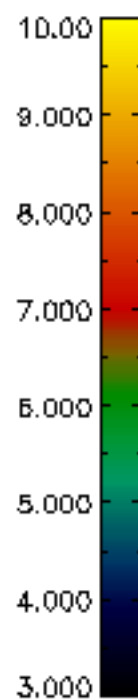
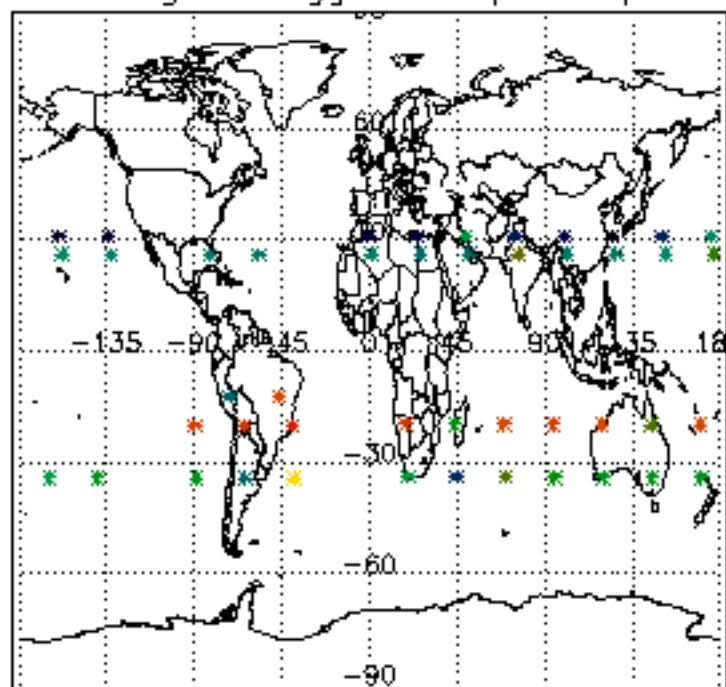




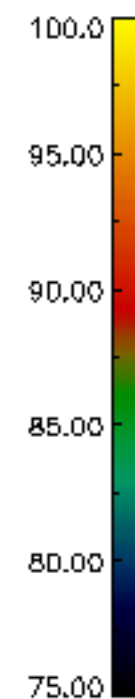
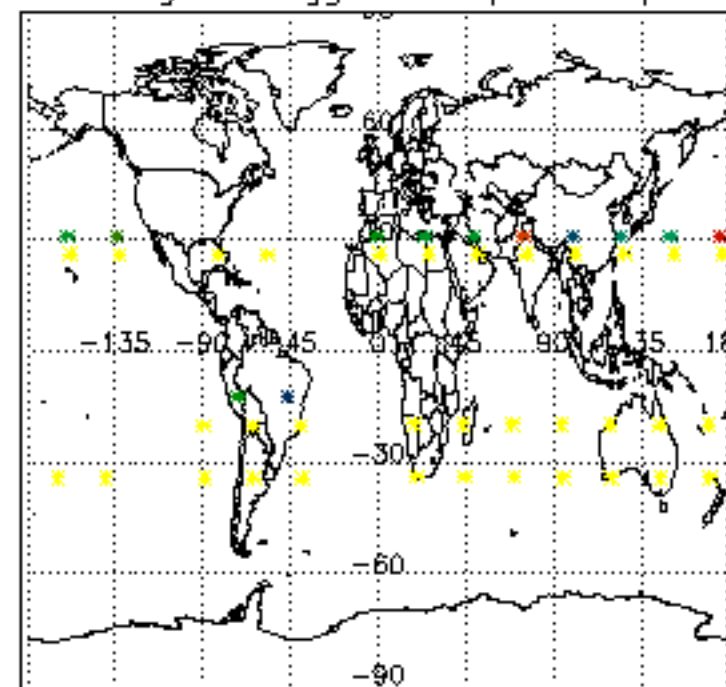




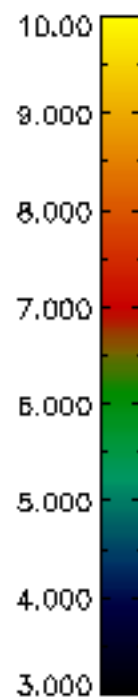
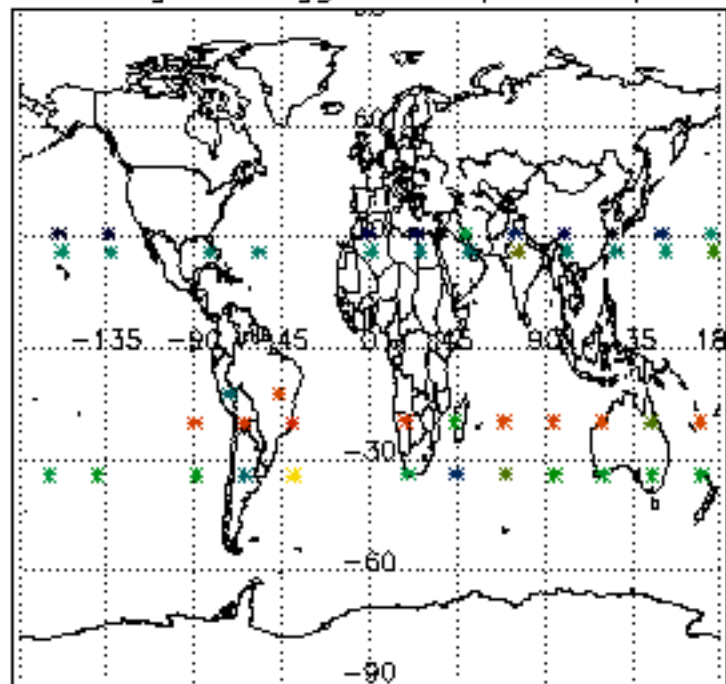
Percentage of flagged data per D3 profile



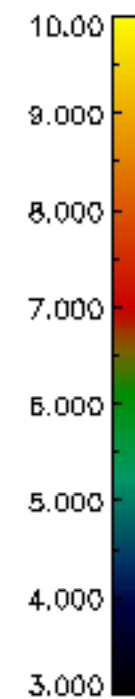
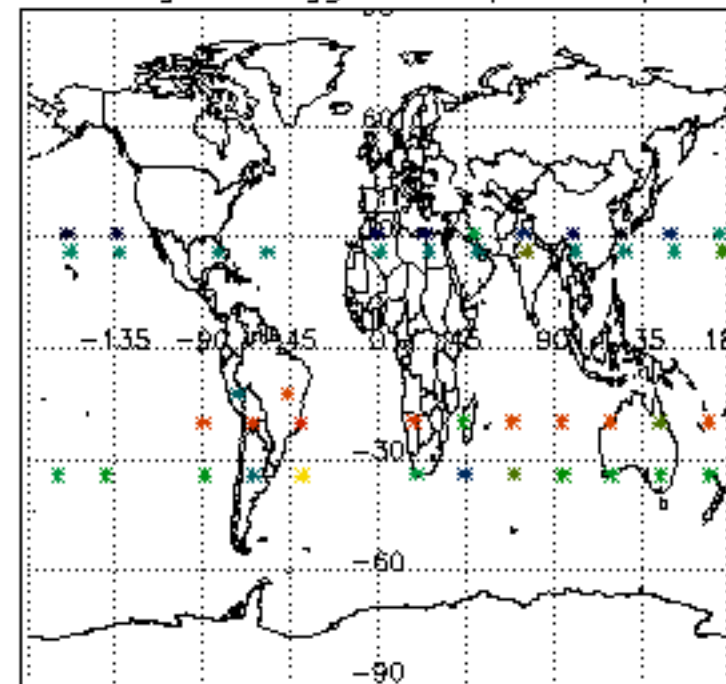
Percentage of flagged data per H2O profile

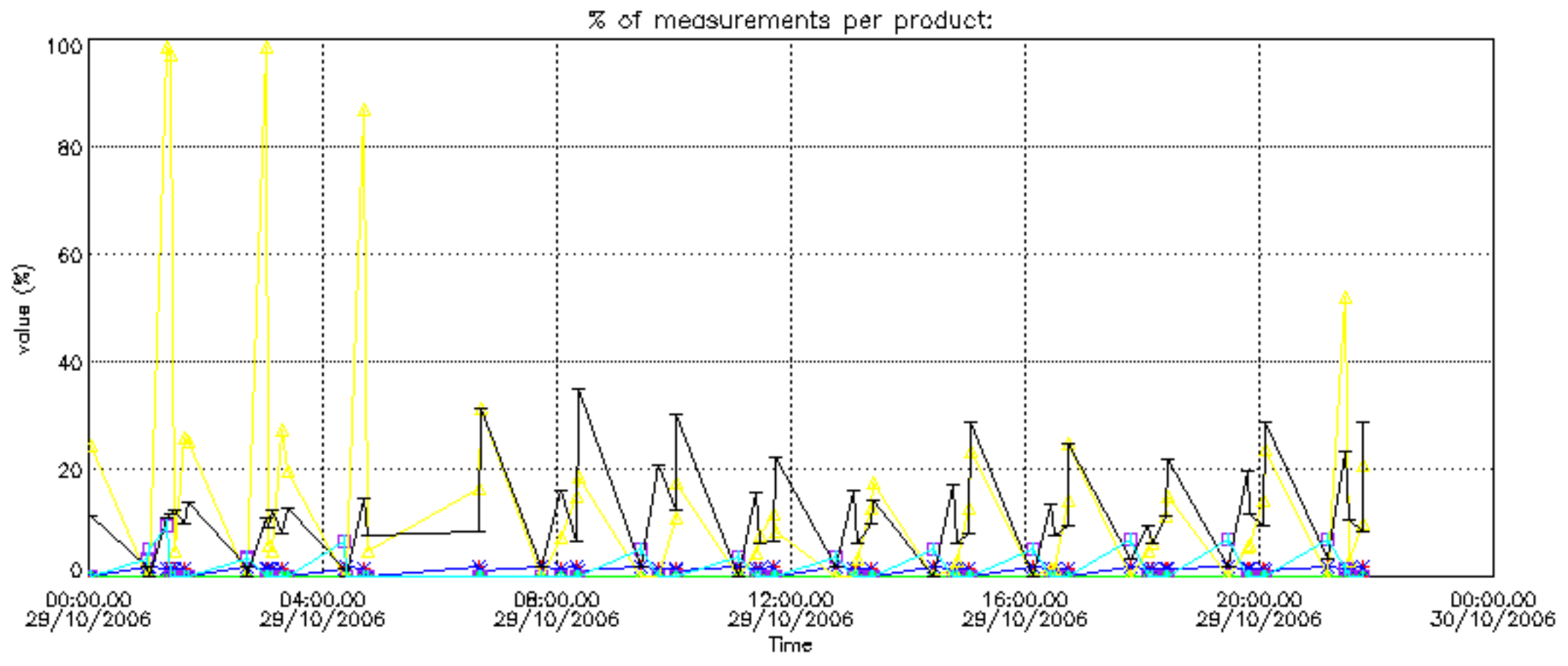


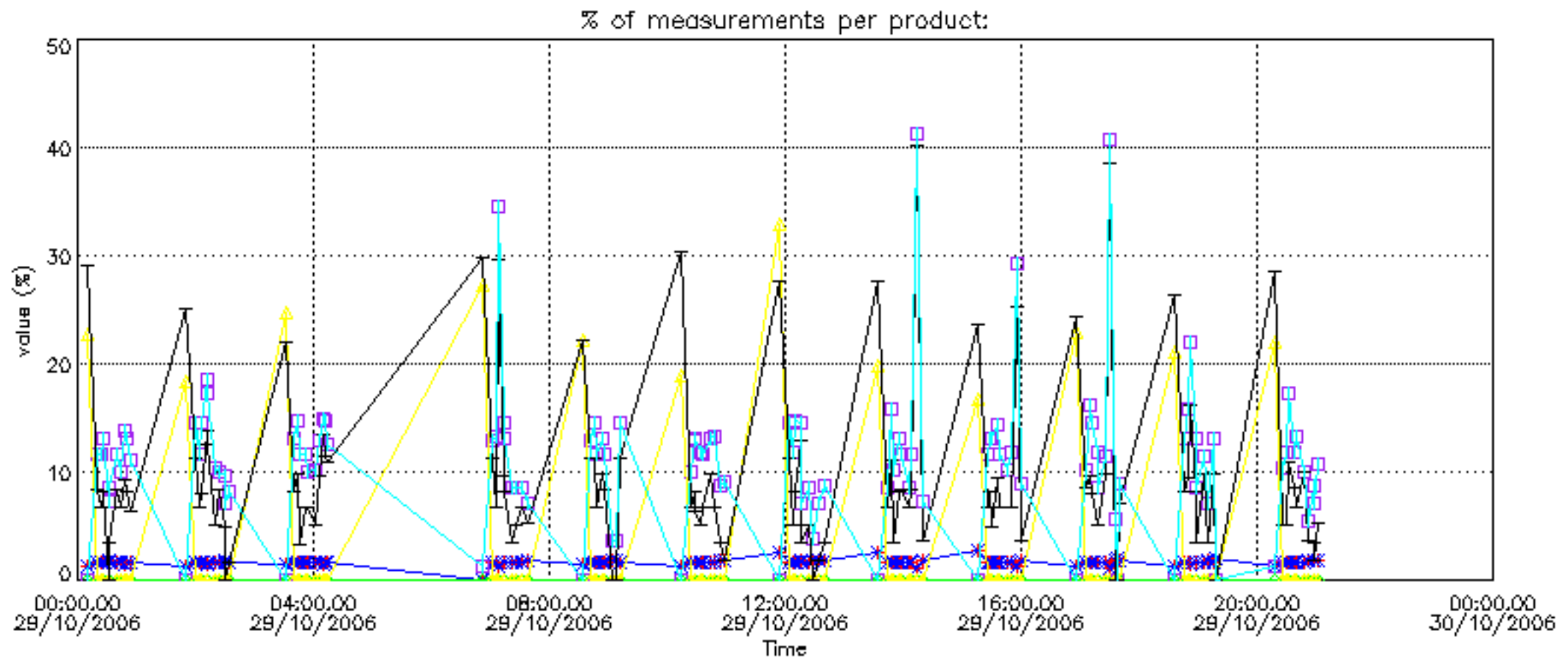
Percentage of flagged data per NO2 profile



Percentage of flagged data per NO3 profile

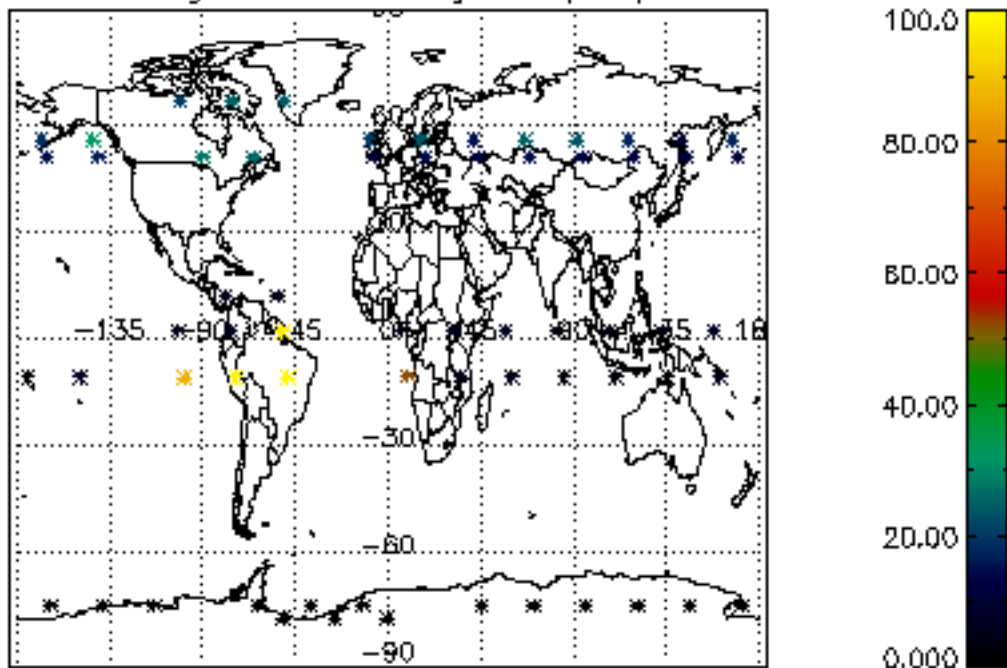




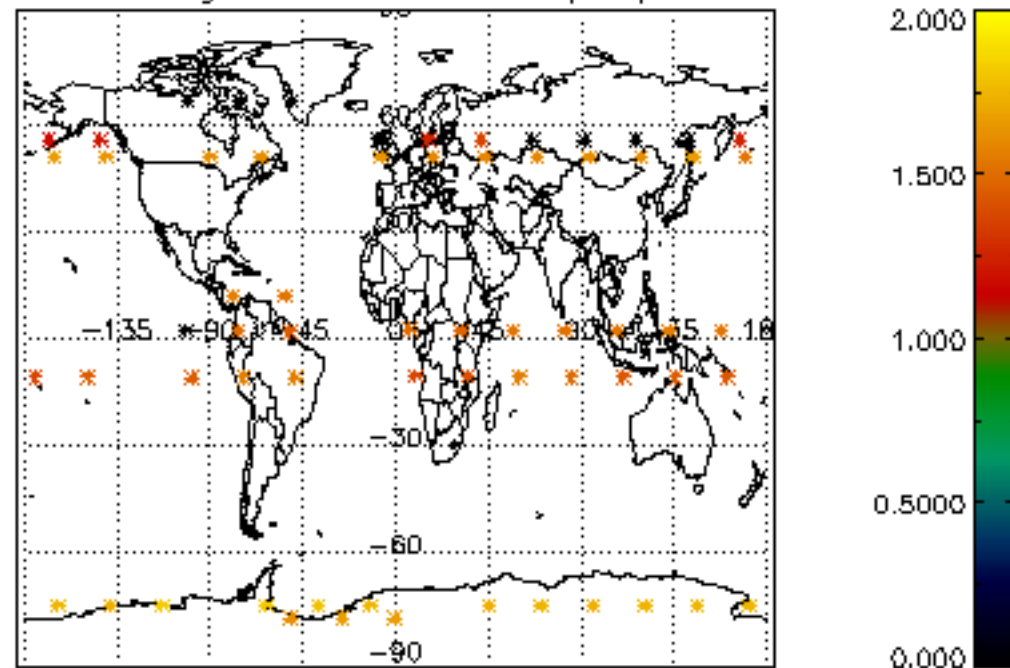




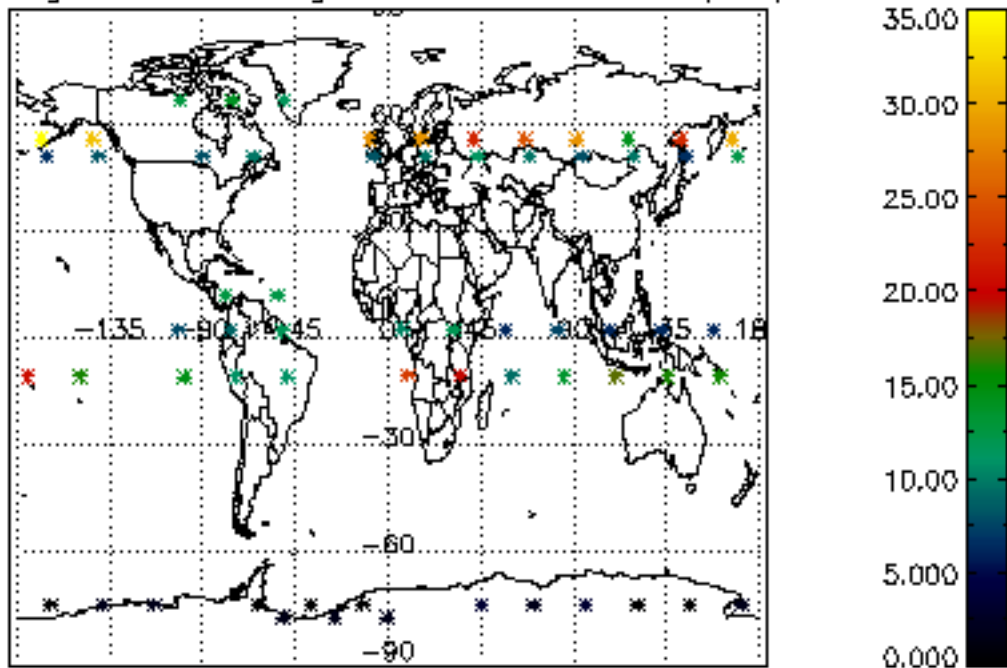
Percentage of cosmic ray hits per profile



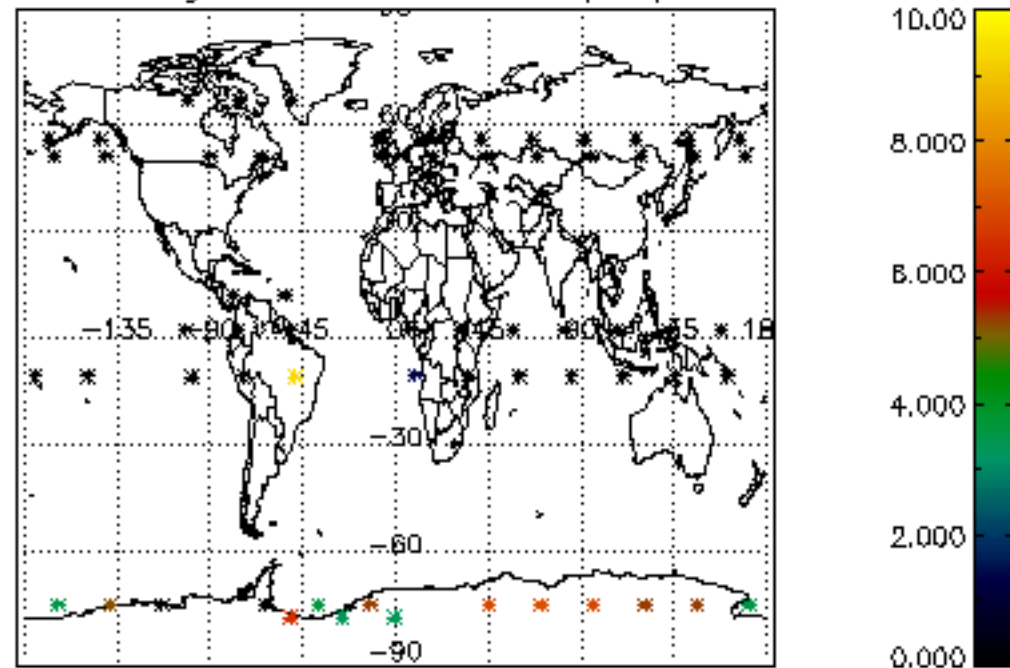
Percentage of datation errors per profile



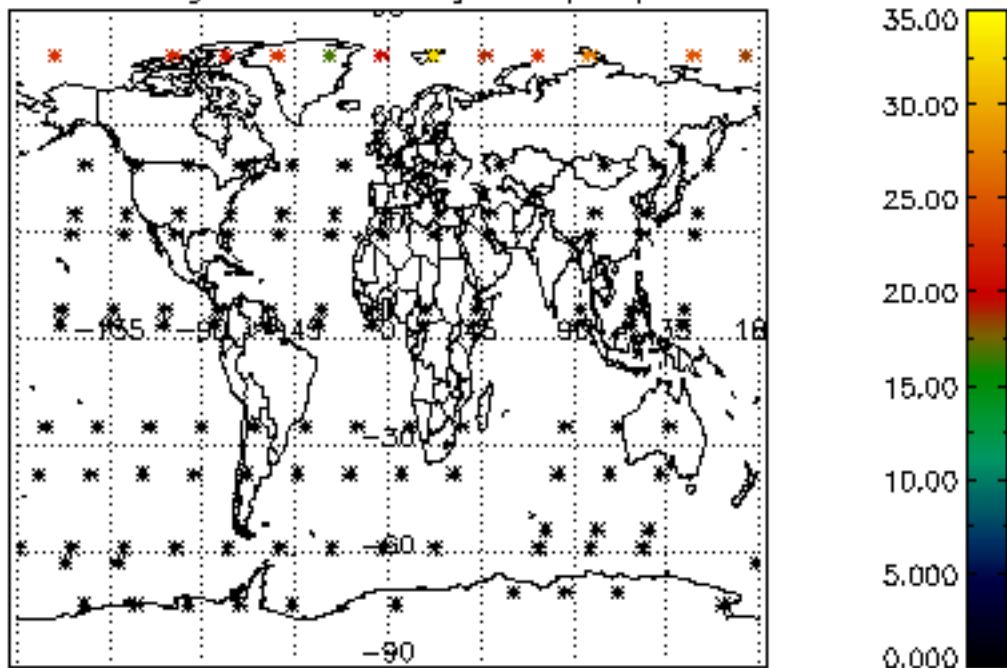
Percentage of star falling outside central band per profile



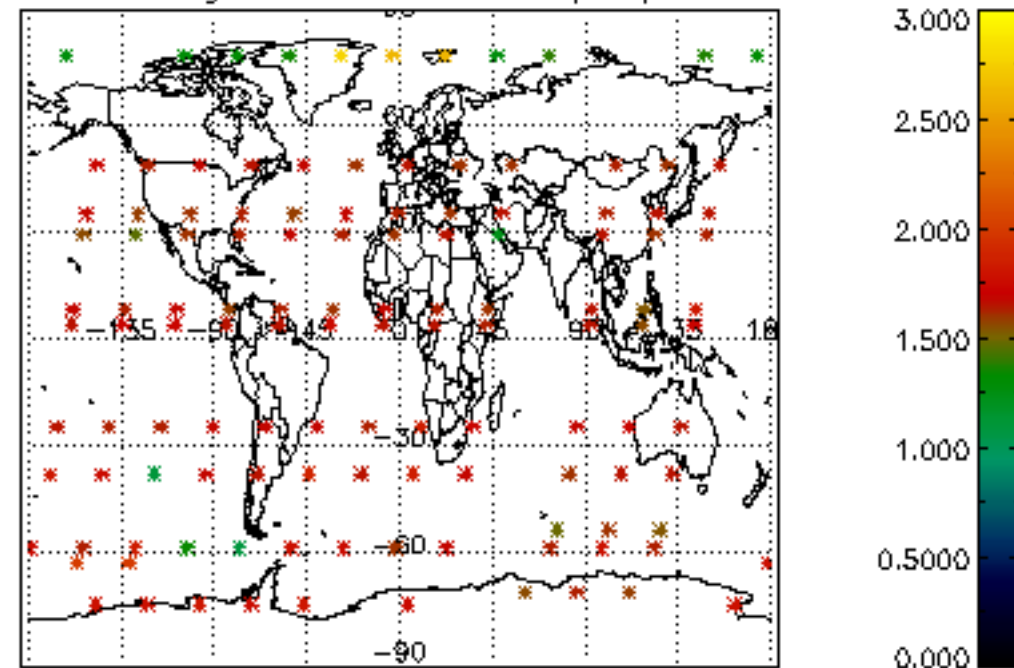
Percentage of saturation errors per profile



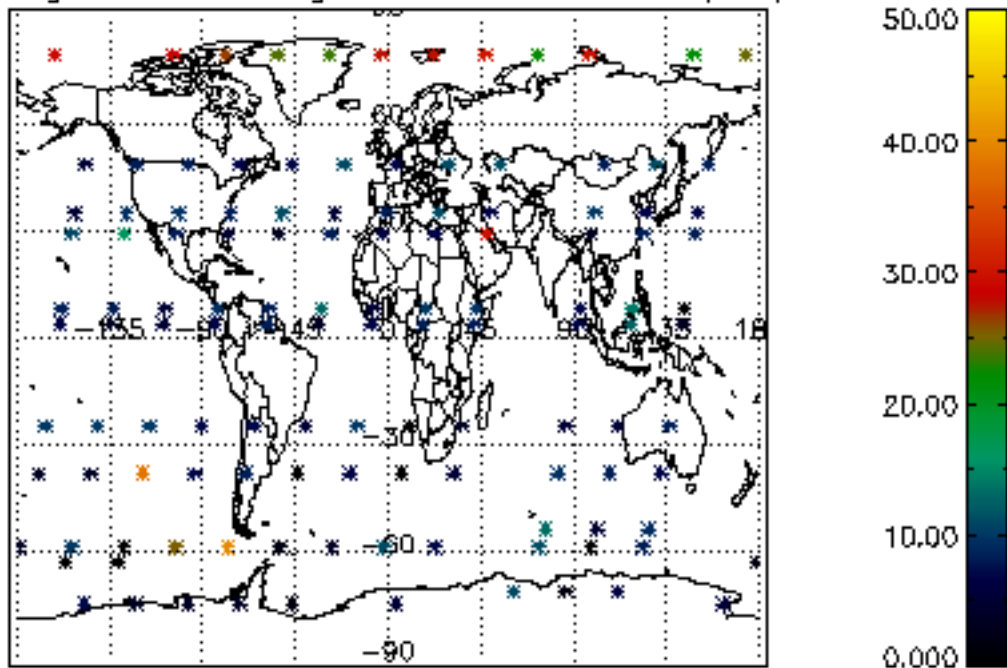
Percentage of cosmic ray hits per profile



Percentage of datation errors per profile



Percentage of star falling outside central band per profile



Percentage of saturation errors per profile

