

GOMOS Level 2 Daily Report

SUMMARY

[1. General Info](#)

[2. Summary of processed GOM_NL_2P products](#)

[3. Level 2 Quality information per product](#)

[3.1 Plot of level 2 quality information per product \(time dependant\)](#)

[3.2 Plot of level 2 quality information per product \(world map\)](#)

[4. Level 1 Quality information per product \(stored on level 2 products\)](#)

[4.1 Plot of level 1 quality information per product \(time dependant\)](#)

[4.1.1 Plot of level 1 quality information per product \(time dependant\): ASCENDING](#)

[4.1.2 Plot of level 1 quality information per product \(time dependant\): DESCENDING](#)

[4.2 Plot of level 1 quality information per product \(world map\)](#)

[4.2.1 Plot of level 1 quality information per product \(world map\): ASCENDING](#)

[4.2.2 Plot of level 1 quality information per product \(world map\): DESCENDING](#)

[5. Ozone profiles based on quality statistics and other trace gas profiles](#)

[5.1 Ozone statistics based on quality of products](#)

[5.2 Plot ozone profiles for all STD \(dark without errors\)](#)

[5.3 Plot ozone profiles where STD < 20% \(dark without errors\)](#)

[5.4. Plot ozone profiles where STD < 10% \(dark without errors\)](#)

[5.5. Plot ozone profiles where STD < 5% \(dark without errors\)](#)

[5.6 Plot NO2 profiles for all STD \(dark without errors\)](#)

[5.7 Plot NO3 profiles for all STD \(dark without errors\)](#)

[5.8 Plot H2O profiles \(only for occultations of stars 1,2,3,4,13,14,16,26,63 dark without errors\) for all STD](#)

[6. Auxiliary Data Files used for the production reported in section 2](#)

This report presents the daily analysis on parameters extracted from GOMOS level 2 data (GOM_NL__2P). It is intended to monitor some important parameters that will impact the quality of these products. A list of level 2 products (and content) that have arrived during the reporting day to the PCF is also given.

Item	Value
Time of report generation	24APR2013 05:22:36
Data source version	GOMOS/6.01
Start time of products	28-10-2006 (28OCT2006 00:00:00)
Stop time of products	29-10-2006 (29OCT2006 00:00:00)
Store outputs in DB	Yes
Nb of level 2 prods	260
Nb of prods with errors	0

2. Summary of processed GOM_NL__2P products.

Nr	Filename	UTC Start time	Limb	Duration	Star Id	Star Name	Star Mag	Star Temp	Nb Meas	Orbit	Prod. error
1	GOM_NL__2PRFIN20061028_001136_000000332052_00259_24361_3241.N1	28-OCT-2006 00:11:36	Dark	33.000	113	Mu Vel	2.6920	5000.0	66	24361	No
2	GOM_NL__2PRFIN20061028_001510_000000342052_00260_24362_3411.N1	28-OCT-2006 00:15:10	Dark	34.000	91	Kap Vel	2.4900	26000.	68	24362	No
3	GOM_NL__2PRFIN20061028_001800_000000322052_00260_24362_3412.N1	28-OCT-2006 00:18:00	Dark	31.500	29	Bet Car	1.6720	10200.	63	24362	No
4	GOM_NL__2PRFIN20061028_002859_000000342052_00260_24362_3413.N1	28-OCT-2006 00:28:59	Dark	34.000	143	Alp Hyi	2.8570	7200.0	68	24362	No
5	GOM_NL__2PRFIN20061028_003023_000000382052_00260_24362_3414.N1	28-OCT-2006 00:30:23	Dark	37.500	9	Alp Eri	0.45300	24000.	75	24362	No
6	GOM_NL__2PRFIN20061028_003331_000000352052_00260_24362_3415.N1	28-OCT-2006 00:33:31	Straylight	34.500	157	The1Eri	2.9060	9300.0	69	24362	No
7	GOM_NL__2PRFIN20061028_004145_000000382052_00260_24362_3416.N1	28-OCT-2006 00:41:45	Straylight	37.500	52	16Bet Cet	2.0370	4500.0	75	24362	No
8	GOM_NL__2PRFIN20061028_005113_000000312052_00260_24362_3417.N1	28-OCT-2006 00:51:13	Bright	30.500	140	88Gam Peg	2.8340	26000.	61	24362	No
9	GOM_NL__2PRFIN20061028_005506_000000312052_00260_24362_3418.N1	28-OCT-2006 00:55:06	Bright	31.000	58	21Alp And	2.0730	11000.	62	24362	No
10	GOM_NL__2PRFIN20061028_005650_000000312052_00260_24362_3419.N1	28-OCT-2006 00:56:50	Bright	30.500	53	43Bet And	2.0480	3300.0	61	24362	No
11	GOM_NL__2PRFIN20061028_010239_000000302052_00260_24362_3420.N1	28-OCT-2006 01:02:39	Bright	30.000	68	18Alp Cas	2.2250	4500.0	60	24362	No
12	GOM_NL__2PRFIN20061028_010353_000000302052_00260_24362_3421.N1	28-OCT-2006 01:03:53	Bright	30.000	76	27Gam Cas	2.3000	30000.	60	24362	No
13	GOM_NL__2PRFIN20061028_011155_000000312052_00260_24362_3422.N1	28-OCT-2006 01:11:55	Bright	30.500	49	1Alp UMi	1.9900	6300.0	61	24362	No
14	GOM_NL__2PRFIN20061028_011534_000000312052_00260_24362_3423.N1	28-OCT-2006 01:15:34	Bright	30.500	60	7Bet UMi	2.0810	3950.0	61	24362	No
15	GOM_NL__2PRFIN20061028_012008_000000332052_00260_24362_3424.N1	28-OCT-2006 01:20:08	Bright	32.500	36	50Alp UMa	1.8000	6300.0	65	24362	No
16	GOM_NL__2PRFIN20061028_012130_000000462052_00260_24362_3425.N1	28-OCT-2006 01:21:30	Bright	46.000	32	77Eps UMa	1.7630	11000.	92	24362	No
17	GOM_NL__2PRFIN20061028_012519_000000322052_00260_24362_3426.N1	28-OCT-2006 01:25:19	Bright	32.000	174	52Psi UMa	3.0040	4400.0	64	24362	No
18	GOM_NL__2PRFIN20061028_013230_000000312052_00260_24362_3427.N1	28-OCT-2006 01:32:30	Bright	31.000	96	68Del Leo	2.5600	9300.0	62	24362	No
19	GOM_NL__2PRFIN20061028_013343_000000282052_00260_24362_3428.N1	28-OCT-2006 01:33:43	Bright	28.000	62	94Bet Leo	2.1360	9700.0	56	24362	No
20	GOM_NL__2PRFIN20061028_015212_000000352052_00260_24362_3429.N1	28-OCT-2006 01:52:12	Dark	34.500	113	Mu Vel	2.6920	5000.0	69	24362	No
21	GOM_NL__2PRFIN20061028_015547_000000352052_00261_24363_3223.N1	28-OCT-2006 01:55:47	Dark	34.500	91	Kap Vel	2.4900	26000.	69	24363	No
22	GOM_NL__2PRFIN20061028_015837_000000322052_00261_24363_3224.N1	28-OCT-2006 01:58:37	Dark	31.500	29	Bet Car	1.6720	10200.	63	24363	No
23	GOM_NL__2PRFIN20061028_020935_000000322052_00261_24363_3225.N1	28-OCT-2006 02:09:35	Dark	31.500	143	Alp Hyi	2.8570	7200.0	63	24363	No
24	GOM_NL__2PRFIN20061028_021059_000000342052_00261_24363_3226.N1	28-OCT-2006 02:10:59	Dark	34.000	9	Alp Eri	0.45300	24000.	68	24363	No
25	GOM_NL__2PRFIN20061028_021408_000000362052_00261_24363_3227.N1	28-OCT-2006 02:14:08	Straylight	35.500	157	The1Eri	2.9060	9300.0	71	24363	No
26	GOM_NL__2PRFIN20061028_022221_000000372052_00261_24363_3228.N1	28-OCT-2006 02:22:21	Straylight	36.500	52	16Bet Cet	2.0370	4500.0	73	24363	No
27	GOM_NL__2PRFIN20061028_023149_000000302052_00261_24363_3229.N1	28-OCT-2006 02:31:49	Bright	30.000	140	88Gam Peg	2.8340	26000.	60	24363	No
28	GOM_NL__2PRFIN20061028_023542_000000302052_00261_24363_3230.N1	28-OCT-2006 02:35:42	Bright	29.500	58	21Alp And	2.0730	11000.	59	24363	No
29	GOM_NL__2PRFIN20061028_023725_000000312052_00261_24363_3231.N1	28-OCT-2006 02:37:25	Bright	31.000	53	43Bet And	2.0480	3300.0	62	24363	No
30	GOM_NL__2PRFIN20061028_024315_000000302052_00261_24363_3232.N1	28-OCT-2006 02:43:15	Bright	30.000	68	18Alp Cas	2.2250	4500.0	60	24363	No
31	GOM_NL__2PRFIN20061028_024429_000000292052_00261_24363_3233.N1	28-OCT-2006 02:44:29	Bright	28.500	76	27Gam Cas	2.3000	30000.	57	24363	No
32	GOM_NL__2PRFIN20061028_025231_000000282052_00261_24363_3234.N1	28-OCT-2006 02:52:31	Bright	28.000	49	1Alp UMi	1.9900	6300.0	56	24363	No
33	GOM_NL__2PRFIN20061028_025610_000000312052_00261_24363_3235.N1	28-OCT-2006 02:56:10	Bright	31.000	60	7Bet UMi	2.0810	3950.0	62	24363	No
34	GOM_NL__2PRFIN20061028_030044_000000332052_00261_24363_3236.N1	28-OCT-2006 03:00:44	Bright	32.500	36	50Alp UMa	1.8000	6300.0	65	24363	No
35	GOM_NL__2PRFIN20061028_030206_000000292052_00261_24363_3237.N1	28-OCT-2006 03:02:06	Bright	29.000	32	77Eps UMa	1.7630	11000.	58	24363	No
36	GOM_NL__2PRFIN20061028_030555_000000312052_00261_24363_3238.N1	28-OCT-2006 03:05:55	Bright	30.500	174	52Psi UMa	3.0040	4400.0	61	24363	No
37	GOM_NL__2PRFIN20061028_031306_000000302052_00261_24363_3239.N1	28-OCT-2006 03:13:06	Bright	29.500	96	68Del Leo	2.5600	9300.0	59	24363	No
38	GOM_NL__2PRFIN20061028_031419_000000282052_00261_24363_3240.N1	28-OCT-2006 03:14:19	Bright	27.500	62	94Bet Leo	2.1360	9700.0	55	24363	No
39	GOM_NL__2PRFIN20061028_033249_000000332052_00261_24363_3241.N1	28-OCT-2006 03:32:49	Dark	33.000	113	Mu Vel	2.6920	5000.0	66	24363	No
40	GOM_NL__2PRFIN20061028_033623_000000342052_00262_24364_3224.N1	28-OCT-2006 03:36:23	Dark	34.000	91	Kap Vel	2.4900	26000.	68	24364	No
41	GOM_NL__2PRFIN20061028_033913_000000322052_00262_24364_3225.N1	28-OCT-2006 03:39:13	Dark	31.500	29	Bet Car	1.6720	10200.	63	24364	No
42	GOM_NL__2PRFIN20061028_035135_000000352052_00262_24364_3226.N1	28-OCT-2006 03:51:35	Dark	34.500	9	Alp Eri	0.45300	24000.	69	24364	No

43	GOM_NL__2PRFIN20061028_035444_000000362052_00262_24364_3227.N1	28-OCT-2006 03:54:44	Straylight	35.500	157	The1Eri	2.9060	9300.0	71	24364	No
44	GOM_NL__2PRFIN20061028_040257_000000362052_00262_24364_3228.N1	28-OCT-2006 04:02:57	Straylight	36.000	52	16Bet Cet	2.0370	4500.0	72	24364	No
45	GOM_NL__2PRFIN20061028_041226_000000312052_00262_24364_3229.N1	28-OCT-2006 04:12:26	Bright	31.000	140	88Gam Peg	2.8340	26000.	62	24364	No
46	GOM_NL__2PRFIN20061028_041618_000000302052_00262_24364_3230.N1	28-OCT-2006 04:16:18	Bright	30.000	58	21Alp And	2.0730	11000.	60	24364	No
47	GOM_NL__2PRFIN20061028_041802_000000482052_00262_24364_3231.N1	28-OCT-2006 04:18:02	Bright	47.500	53	43Bet And	2.0480	3300.0	95	24364	No
48	GOM_NL__2PRFIN20061028_042351_000000312052_00262_24364_3232.N1	28-OCT-2006 04:23:51	Bright	31.000	68	18Alp Cas	2.2250	4500.0	62	24364	No
49	GOM_NL__2PRFIN20061028_042505_000000322052_00262_24364_3233.N1	28-OCT-2006 04:25:05	Bright	31.500	76	27Gam Cas	2.3000	30000.	63	24364	No
50	GOM_NL__2PRFIN20061028_043307_000000282052_00262_24364_3234.N1	28-OCT-2006 04:33:07	Bright	28.000	49	1Alp UMi	1.9900	6300.0	56	24364	No
51	GOM_NL__2PRFIN20061028_043646_000000312052_00262_24364_3235.N1	28-OCT-2006 04:36:46	Bright	31.000	60	7Bet UMi	2.0810	3950.0	62	24364	No
52	GOM_NL__2PRFIN20061028_044120_000000332052_00262_24364_3236.N1	28-OCT-2006 04:41:20	Bright	32.500	36	50Alp UMa	1.8000	6300.0	65	24364	No
53	GOM_NL__2PRFIN20061028_044243_000000302052_00262_24364_3237.N1	28-OCT-2006 04:42:43	Bright	30.000	32	77Eps UMa	1.7630	11000.	60	24364	No
54	GOM_NL__2PRFIN20061028_044631_000000332052_00262_24364_3238.N1	28-OCT-2006 04:46:31	Bright	33.000	174	52Psi UMa	3.0040	4400.0	66	24364	No
55	GOM_NL__2PRFIN20061028_045342_000000302052_00262_24364_3239.N1	28-OCT-2006 04:53:42	Bright	30.000	96	68Del Leo	2.5600	9300.0	60	24364	No
56	GOM_NL__2PRFIN20061028_045456_000000272052_00262_24364_3240.N1	28-OCT-2006 04:54:56	Bright	27.000	62	94Bet Leo	2.1360	9700.0	54	24364	No
57	GOM_NL__2PRFIN20061028_051325_000000362052_00262_24364_3241.N1	28-OCT-2006 05:13:25	Dark	35.500	113	Mu Vel	2.6920	5000.0	71	24364	No
58	GOM_NL__2PRFIN20061028_051700_000000332052_00263_24365_3224.N1	28-OCT-2006 05:17:00	Dark	32.500	91	Kap Vel	2.4900	26000.	65	24365	No
59	GOM_NL__2PRFIN20061028_051950_000000312052_00263_24365_3225.N1	28-OCT-2006 05:19:50	Dark	30.500	29	Bet Car	1.6720	10200.	61	24365	No
60	GOM_NL__2PRFIN20061028_053211_000000322052_00263_24365_3226.N1	28-OCT-2006 05:32:11	Dark	32.000	9	Alp Eri	0.45300	24000.	64	24365	No
61	GOM_NL__2PRFIN20061028_053520_000000342052_00263_24365_3227.N1	28-OCT-2006 05:35:20	Straylight	33.500	157	The1Eri	2.9060	9300.0	67	24365	No
62	GOM_NL__2PRFIN20061028_054333_000000392052_00263_24365_3228.N1	28-OCT-2006 05:43:33	Straylight	38.500	52	16Bet Cet	2.0370	4500.0	77	24365	No
63	GOM_NL__2PRFIN20061028_055302_000000312052_00263_24365_3229.N1	28-OCT-2006 05:53:02	Bright	30.500	140	88Gam Peg	2.8340	26000.	61	24365	No
64	GOM_NL__2PRFIN20061028_055654_000000312052_00263_24365_3230.N1	28-OCT-2006 05:56:54	Bright	30.500	58	21Alp And	2.0730	11000.	61	24365	No
65	GOM_NL__2PRFIN20061028_055837_000000342052_00263_24365_3231.N1	28-OCT-2006 05:58:37	Bright	33.500	53	43Bet And	2.0480	3300.0	67	24365	No
66	GOM_NL__2PRFIN20061028_060427_000000292052_00263_24365_3232.N1	28-OCT-2006 06:04:27	Bright	29.000	68	18Alp Cas	2.2250	4500.0	58	24365	No
67	GOM_NL__2PRFIN20061028_060541_000000472052_00263_24365_3233.N1	28-OCT-2006 06:05:41	Bright	47.000	76	27Gam Cas	2.3000	30000.	94	24365	No
68	GOM_NL__2PRFIN20061028_061343_000000302052_00263_24365_3234.N1	28-OCT-2006 06:13:43	Bright	29.500	49	1Alp UMi	1.9900	6300.0	59	24365	No
69	GOM_NL__2PRFIN20061028_061722_000000302052_00263_24365_3235.N1	28-OCT-2006 06:17:22	Bright	30.000	60	7Bet UMi	2.0810	3950.0	60	24365	No
70	GOM_NL__2PRFIN20061028_062155_000000322052_00263_24365_3236.N1	28-OCT-2006 06:21:55	Bright	32.000	36	50Alp UMa	1.8000	6300.0	64	24365	No
71	GOM_NL__2PRFIN20061028_062319_000000312052_00263_24365_3237.N1	28-OCT-2006 06:23:19	Bright	30.500	32	77Eps UMa	1.7630	11000.	61	24365	No
72	GOM_NL__2PRFIN20061028_062708_000000292052_00263_24365_3238.N1	28-OCT-2006 06:27:08	Bright	29.000	174	52Psi UMa	3.0040	4400.0	58	24365	No
73	GOM_NL__2PRFIN20061028_063419_000000322052_00263_24365_3239.N1	28-OCT-2006 06:34:19	Bright	31.500	96	68Del Leo	2.5600	9300.0	63	24365	No
74	GOM_NL__2PRFIN20061028_063531_000000282052_00263_24365_3240.N1	28-OCT-2006 06:35:31	Bright	28.000	62	94Bet Leo	2.1360	9700.0	56	24365	No
75	GOM_NL__2PRFIN20061028_065401_000000332052_00263_24365_3241.N1	28-OCT-2006 06:54:01	Dark	32.500	113	Mu Vel	2.6920	5000.0	65	24365	No
76	GOM_NL__2PRFIN20061028_065736_000000332052_00264_24366_3224.N1	28-OCT-2006 06:57:36	Dark	33.000	91	Kap Vel	2.4900	26000.	66	24366	No
77	GOM_NL__2PRFIN20061028_070026_000000342052_00264_24366_3225.N1	28-OCT-2006 07:00:26	Dark	33.500	29	Bet Car	1.6720	10200.	67	24366	No
78	GOM_NL__2PRFIN20061028_071123_000000312052_00264_24366_3226.N1	28-OCT-2006 07:11:23	Dark	31.000	143	Alp Hyi	2.8570	7200.0	62	24366	No
79	GOM_NL__2PRFIN20061028_071248_000000442052_00264_24366_3227.N1	28-OCT-2006 07:12:48	Dark	43.500	9	Alp Eri	0.45300	24000.	87	24366	No
80	GOM_NL__2PRFIN20061028_071557_000000362052_00264_24366_3228.N1	28-OCT-2006 07:15:57	Straylight	36.000	157	The1Eri	2.9060	9300.0	72	24366	No
81	GOM_NL__2PRFIN20061028_072409_000000332052_00264_24366_3229.N1	28-OCT-2006 07:24:09	Straylight	32.500	52	16Bet Cet	2.0370	4500.0	65	24366	No
82	GOM_NL__2PRFIN20061028_073338_000000302052_00264_24366_3230.N1	28-OCT-2006 07:33:38	Bright	29.500	140	88Gam Peg	2.8340	26000.	59	24366	No
83	GOM_NL__2PRFIN20061028_073730_000000302052_00264_24366_3231.N1	28-OCT-2006 07:37:30	Bright	30.000	58	21Alp And	2.0730	11000.	60	24366	No
84	GOM_NL__2PRFIN20061028_073913_000000312052_00264_24366_3232.N1	28-OCT-2006 07:39:13	Bright	31.000	53	43Bet And	2.0480	3300.0	62	24366	No
85	GOM_NL__2PRFIN20061028_074503_000000302052_00264_24366_3233.N1	28-OCT-2006 07:45:03	Bright	30.000	68	18Alp Cas	2.2250	4500.0	60	24366	No
86	GOM_NL__2PRFIN20061028_074617_000000342052_00264_24366_3234.N1	28-OCT-2006 07:46:17	Bright	34.000	76	27Gam Cas	2.3000	30000.	68	24366	No
87	GOM_NL__2PRFIN20061028_075419_000000282052_00264_24366_3235.N1	28-OCT-2006 07:54:19	Bright	27.500	49	1Alp UMi	1.9900	6300.0	55	24366	No
88	GOM_NL__2PRFIN20061028_075758_000000312052_00264_24366_3236.N1	28-OCT-2006 07:57:58	Bright	30.500	60	7Bet UMi	2.0810	3950.0	61	24366	No
89	GOM_NL__2PRFIN20061028_080232_000000322052_00264_24366_3237.N1	28-OCT-2006 08:02:32	Bright	31.500	36	50Alp UMa	1.8000	6300.0	63	24366	No
90	GOM_NL__2PRFIN20061028_080355_000000302052_00264_24366_3238.N1	28-OCT-2006 08:03:55	Bright	29.500	32	77Eps UMa	1.7630	11000.	59	24366	No
91	GOM_NL__2PRFIN20061028_080744_000000312052_00264_24366_3239.N1	28-OCT-2006 08:07:44	Bright	31.000	174	52Psi UMa	3.0040	4400.0	62	24366	No
92	GOM_NL__2PRFIN20061028_081455_000000312052_00264_24366_3240.N1	28-OCT-2006 08:14:55	Bright	31.000	96	68Del Leo	2.5600	9300.0	62	24366	No
93	GOM_NL__2PRFIN20061028_081608_000000282052_00264_24366_3241.N1	28-OCT-2006 08:16:08	Bright	27.500	62	94Bet Leo	2.1360	9700.0	55	24366	No
94	GOM_NL__2PRFIN20061028_083438_000000352052_00264_24366_3242.N1	28-OCT-2006 08:34:38	Dark	35.000	113	Mu Vel	2.6920	5000.0	70	24366	No
95	GOM_NL__2PRFIN20061028_083813_000000352052_00265_24367_3224.N1	28-OCT-2006 08:38:13	Dark	34.500	91	Kap Vel	2.4900	26000.	69	24367	No
96	GOM_NL__2PRFIN20061028_084102_000000342052_00265_24367_3225.N1	28-OCT-2006 08:41:02	Dark	33.500	29	Bet Car	1.6720	10200.	67	24367	No
97	GOM_NL__2PRFIN20061028_085200_000000312052_00265_24367_3226.N1	28-OCT-2006 08:52:00	Dark	30.500	143	Alp Hyi	2.8570	7200.0	61	24367	No
98	GOM_NL__2PRFIN20061028_085324_000000442052_00265_24367_3227.N1	28-OCT-2006 08:53:24	Dark	43.500	9	Alp Eri	0.45300	24000.	87	24367	No
99	GOM_NL__2PRFIN20061028_085633_000000352052_00265_24367_3228.N1	28-OCT-2006 08:56:33	Straylight	35.000	157	The1Eri	2.9060	9300.0	70	24367	No
100	GOM_NL__2PRFIN20061028_090446_000000382052_00265_24367_3229.N1	28-OCT-2006 09:04:46	Straylight	38.000	52	16Bet Cet	2.0370	4500.0	76	24367	No
101	GOM_NL__2PRFIN20061028_091414_000000302052_00265_24367_3230.N1	28-OCT-2006 09:14:14	Bright	29.500	140	88Gam Peg	2.8340	26000.	59	24367	No

102	GOM_NL__2PRFIN20061028_091807_000000312052_00265_24367_3231.N1	28-OCT-2006 09:18:07	Bright	30.500	58	21Alp And	2.0730	11000.	61	24367	No
103	GOM_NL__2PRFIN20061028_091949_000000312052_00265_24367_3232.N1	28-OCT-2006 09:19:49	Bright	31.000	53	43Bet And	2.0480	3300.0	62	24367	No
104	GOM_NL__2PRFIN20061028_092539_000000302052_00265_24367_3233.N1	28-OCT-2006 09:25:39	Bright	30.000	68	18Alp Cas	2.2250	4500.0	60	24367	No
105	GOM_NL__2PRFIN20061028_092653_000000302052_00265_24367_3234.N1	28-OCT-2006 09:26:53	Bright	29.500	76	27Gam Cas	2.3000	30000.	59	24367	No
106	GOM_NL__2PRFIN20061028_093455_000000302052_00265_24367_3235.N1	28-OCT-2006 09:34:55	Bright	29.500	49	1Alp UMi	1.9900	6300.0	59	24367	No
107	GOM_NL__2PRFIN20061028_093834_000000302052_00265_24367_3236.N1	28-OCT-2006 09:38:34	Bright	30.000	60	7Bet UMi	2.0810	3950.0	60	24367	No
108	GOM_NL__2PRFIN20061028_094307_000000322052_00265_24367_3237.N1	28-OCT-2006 09:43:07	Bright	32.000	36	50Alp UMa	1.8000	6300.0	64	24367	No
109	GOM_NL__2PRFIN20061028_094431_000000302052_00265_24367_3238.N1	28-OCT-2006 09:44:31	Bright	30.000	32	77Eps UMa	1.7630	11000.	60	24367	No
110	GOM_NL__2PRFIN20061028_094819_000000322052_00265_24367_3239.N1	28-OCT-2006 09:48:19	Bright	31.500	174	52Psi UMa	3.0040	4400.0	63	24367	No
111	GOM_NL__2PRFIN20061028_095531_000000302052_00265_24367_3240.N1	28-OCT-2006 09:55:31	Bright	29.500	96	68Del Leo	2.5600	9300.0	59	24367	No
112	GOM_NL__2PRFIN20061028_095644_000000282052_00265_24367_3241.N1	28-OCT-2006 09:56:44	Bright	27.500	62	94Bet Leo	2.1360	9700.0	55	24367	No
113	GOM_NL__2PRFIN20061028_101514_000000332052_00265_24367_3242.N1	28-OCT-2006 10:15:14	Dark	33.000	113	Mu Vel	2.6920	5000.0	66	24367	No
114	GOM_NL__2PRFIN20061028_101849_000000342052_00266_24368_3224.N1	28-OCT-2006 10:18:49	Dark	34.000	91	Kap Vel	2.4900	26000.	68	24368	No
115	GOM_NL__2PRFIN20061028_102138_000000312052_00266_24368_3225.N1	28-OCT-2006 10:21:38	Dark	31.000	29	Bet Car	1.6720	10200.	62	24368	No
116	GOM_NL__2PRFIN20061028_103236_000000332052_00266_24368_3226.N1	28-OCT-2006 10:32:36	Dark	32.500	143	Alp Hyi	2.8570	7200.0	65	24368	No
117	GOM_NL__2PRFIN20061028_103709_000000352052_00266_24368_3227.N1	28-OCT-2006 10:37:09	Straylight	35.000	157	The1Eri	2.9060	9300.0	70	24368	No
118	GOM_NL__2PRFIN20061028_104522_000000392052_00266_24368_3228.N1	28-OCT-2006 10:45:22	Straylight	38.500	52	16Bet Cet	2.0370	4500.0	77	24368	No
119	GOM_NL__2PRFIN20061028_105450_000000302052_00266_24368_3229.N1	28-OCT-2006 10:54:50	Bright	30.000	140	88Gam Peg	2.8340	26000.	60	24368	No
120	GOM_NL__2PRFIN20061028_105843_000000302052_00266_24368_3230.N1	28-OCT-2006 10:58:43	Bright	29.500	58	21Alp And	2.0730	11000.	59	24368	No
121	GOM_NL__2PRFIN20061028_110025_000000322052_00266_24368_3231.N1	28-OCT-2006 11:00:25	Bright	31.500	53	43Bet And	2.0480	3300.0	63	24368	No
122	GOM_NL__2PRFIN20061028_110615_000000312052_00266_24368_3232.N1	28-OCT-2006 11:06:15	Bright	31.000	68	18Alp Cas	2.2250	4500.0	62	24368	No
123	GOM_NL__2PRFIN20061028_110729_000000312052_00266_24368_3233.N1	28-OCT-2006 11:07:29	Bright	30.500	76	27Gam Cas	2.3000	30000.	61	24368	No
124	GOM_NL__2PRFIN20061028_111531_000000302052_00266_24368_3234.N1	28-OCT-2006 11:15:31	Bright	29.500	49	1Alp UMi	1.9900	6300.0	59	24368	No
125	GOM_NL__2PRFIN20061028_111911_000000312052_00266_24368_3235.N1	28-OCT-2006 11:19:11	Bright	30.500	60	7Bet UMi	2.0810	3950.0	61	24368	No
126	GOM_NL__2PRFIN20061028_112343_000000322052_00266_24368_3236.N1	28-OCT-2006 11:23:43	Bright	32.000	36	50Alp UMa	1.8000	6300.0	64	24368	No
127	GOM_NL__2PRFIN20061028_112507_000000322052_00266_24368_3237.N1	28-OCT-2006 11:25:07	Bright	32.000	32	77Eps UMa	1.7630	11000.	64	24368	No
128	GOM_NL__2PRFIN20061028_112855_000000322052_00266_24368_3238.N1	28-OCT-2006 11:28:55	Bright	31.500	174	52Psi UMa	3.0040	4400.0	63	24368	No
129	GOM_NL__2PRFIN20061028_113607_000000312052_00266_24368_3239.N1	28-OCT-2006 11:36:07	Bright	31.000	96	68Del Leo	2.5600	9300.0	62	24368	No
130	GOM_NL__2PRFIN20061028_113720_000000282052_00266_24368_3240.N1	28-OCT-2006 11:37:20	Bright	28.000	62	94Bet Leo	2.1360	9700.0	56	24368	No
131	GOM_NL__2PRFIN20061028_115550_000000332052_00266_24368_3241.N1	28-OCT-2006 11:55:50	Dark	33.000	113	Mu Vel	2.6920	5000.0	66	24368	No
132	GOM_NL__2PRFIN20061028_115926_000000332052_00267_24369_3224.N1	28-OCT-2006 11:59:26	Dark	33.000	91	Kap Vel	2.4900	26000.	66	24369	No
133	GOM_NL__2PRFIN20061028_120215_000000332052_00267_24369_3225.N1	28-OCT-2006 12:02:15	Dark	33.000	29	Bet Car	1.6720	10200.	66	24369	No
134	GOM_NL__2PRFIN20061028_121312_000000312052_00267_24369_3226.N1	28-OCT-2006 12:13:12	Dark	31.000	143	Alp Hyi	2.8570	7200.0	62	24369	No
135	GOM_NL__2PRFIN20061028_121745_000000352052_00267_24369_3227.N1	28-OCT-2006 12:17:45	Straylight	34.500	157	The1Eri	2.9060	9300.0	69	24369	No
136	GOM_NL__2PRFIN20061028_122558_000000352052_00267_24369_3228.N1	28-OCT-2006 12:25:58	Straylight	35.000	52	16Bet Cet	2.0370	4500.0	70	24369	No
137	GOM_NL__2PRFIN20061028_123527_000000302052_00267_24369_3229.N1	28-OCT-2006 12:35:27	Bright	29.500	140	88Gam Peg	2.8340	26000.	59	24369	No
138	GOM_NL__2PRFIN20061028_123918_000000312052_00267_24369_3230.N1	28-OCT-2006 12:39:18	Bright	30.500	58	21Alp And	2.0730	11000.	61	24369	No
139	GOM_NL__2PRFIN20061028_124100_000000342052_00267_24369_3231.N1	28-OCT-2006 12:41:00	Bright	34.000	53	43Bet And	2.0480	3300.0	68	24369	No
140	GOM_NL__2PRFIN20061028_124650_000000312052_00267_24369_3232.N1	28-OCT-2006 12:46:50	Bright	31.000	68	18Alp Cas	2.2250	4500.0	62	24369	No
141	GOM_NL__2PRFIN20061028_124804_000000302052_00267_24369_3233.N1	28-OCT-2006 12:48:04	Bright	30.000	76	27Gam Cas	2.3000	30000.	60	24369	No
142	GOM_NL__2PRFIN20061028_125607_000000302052_00267_24369_3234.N1	28-OCT-2006 12:56:07	Bright	29.500	49	1Alp UMi	1.9900	6300.0	59	24369	No
143	GOM_NL__2PRFIN20061028_125947_000000312052_00267_24369_3235.N1	28-OCT-2006 12:59:47	Bright	30.500	60	7Bet UMi	2.0810	3950.0	61	24369	No
144	GOM_NL__2PRFIN20061028_130419_000000272052_00267_24369_3236.N1	28-OCT-2006 13:04:19	Bright	27.000	36	50Alp UMa	1.8000	6300.0	54	24369	No
145	GOM_NL__2PRFIN20061028_130543_000000302052_00267_24369_3237.N1	28-OCT-2006 13:05:43	Bright	30.000	32	77Eps UMa	1.7630	11000.	60	24369	No
146	GOM_NL__2PRFIN20061028_130931_000000322052_00267_24369_3238.N1	28-OCT-2006 13:09:31	Bright	32.000	174	52Psi UMa	3.0040	4400.0	64	24369	No
147	GOM_NL__2PRFIN20061028_131643_000000312052_00267_24369_3239.N1	28-OCT-2006 13:16:43	Bright	30.500	96	68Del Leo	2.5600	9300.0	61	24369	No
148	GOM_NL__2PRFIN20061028_131756_000000292052_00267_24369_3240.N1	28-OCT-2006 13:17:56	Bright	28.500	62	94Bet Leo	2.1360	9700.0	57	24369	No
149	GOM_NL__2PRFIN20061028_133626_000000372052_00267_24369_3241.N1	28-OCT-2006 13:36:26	Dark	36.500	113	Mu Vel	2.6920	5000.0	73	24369	No
150	GOM_NL__2PRFIN20061028_134002_000000332052_00268_24370_3224.N1	28-OCT-2006 13:40:02	Dark	32.500	91	Kap Vel	2.4900	26000.	65	24370	No
151	GOM_NL__2PRFIN20061028_134251_000000332052_00268_24370_3225.N1	28-OCT-2006 13:42:51	Dark	32.500	29	Bet Car	1.6720	10200.	65	24370	No
152	GOM_NL__2PRFIN20061028_135348_000000322052_00268_24370_3226.N1	28-OCT-2006 13:53:48	Dark	31.500	143	Alp Hyi	2.8570	7200.0	63	24370	No
153	GOM_NL__2PRFIN20061028_135822_000000362052_00268_24370_3227.N1	28-OCT-2006 13:58:22	Straylight	35.500	157	The1Eri	2.9060	9300.0	71	24370	No
154	GOM_NL__2PRFIN20061028_140634_000000382052_00268_24370_3228.N1	28-OCT-2006 14:06:34	Straylight	38.000	52	16Bet Cet	2.0370	4500.0	76	24370	No
155	GOM_NL__2PRFIN20061028_141602_000000292052_00268_24370_3229.N1	28-OCT-2006 14:16:02	Bright	29.000	140	88Gam Peg	2.8340	26000.	58	24370	No
156	GOM_NL__2PRFIN20061028_141954_000000312052_00268_24370_3230.N1	28-OCT-2006 14:19:54	Bright	31.000	58	21Alp And	2.0730	11000.	62	24370	No
157	GOM_NL__2PRFIN20061028_142136_000000322052_00268_24370_3231.N1	28-OCT-2006 14:21:36	Bright	31.500	53	43Bet And	2.0480	3300.0	63	24370	No
158	GOM_NL__2PRFIN20061028_142726_000000302052_00268_24370_3232.N1	28-OCT-2006 14:27:26	Bright	30.000	68	18Alp Cas	2.2250	4500.0	60	24370	No
159	GOM_NL__2PRFIN20061028_142840_000000302052_00268_24370_3233.N1	28-OCT-2006 14:28:40	Bright	30.000	76	27Gam Cas	2.3000	30000.	60	24370	No
160	GOM_NL__2PRFIN20061028_143643_000000312052_00268_24370_3234.N1	28-OCT-2006 14:36:43	Bright	30.500	49	1Alp UMi	1.9900	6300.0	61	24370	No

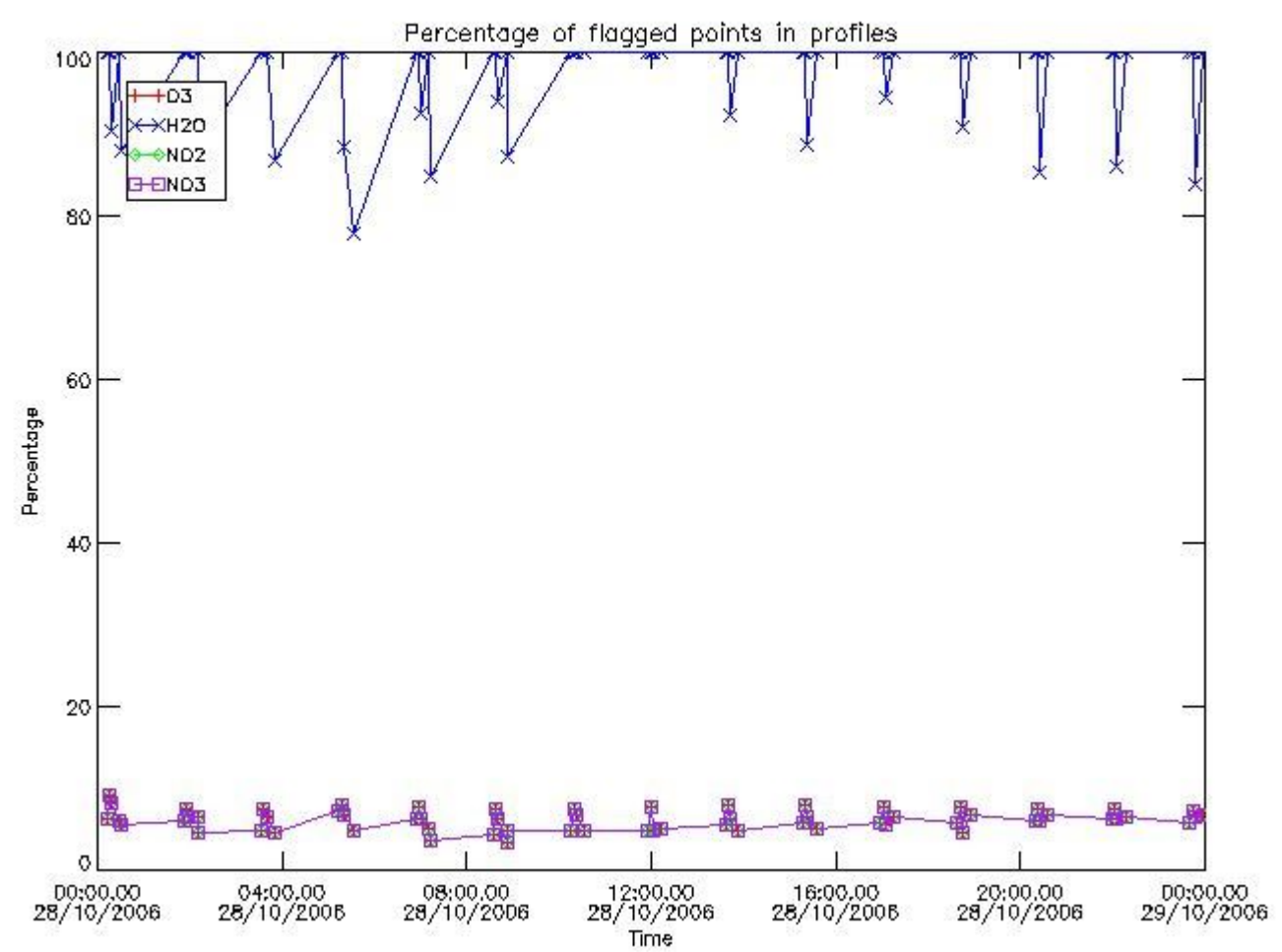
161	GOM_NL__2PRFIN20061028_144023_000000292052_00268_24370_3235.N1	28-OCT-2006 14:40:23	Bright	29.000	60	7Bet UMi	2.0810	3950.0	58	24370	No
162	GOM_NL__2PRFIN20061028_144455_000000332052_00268_24370_3236.N1	28-OCT-2006 14:44:55	Bright	32.500	36	50Alp UMa	1.8000	6300.0	65	24370	No
163	GOM_NL__2PRFIN20061028_144619_000000462052_00268_24370_3237.N1	28-OCT-2006 14:46:19	Bright	46.000	32	77Eps UMa	1.7630	11000.	92	24370	No
164	GOM_NL__2PRFIN20061028_145007_000000322052_00268_24370_3238.N1	28-OCT-2006 14:50:07	Bright	32.000	174	52Psi UMa	3.0040	4400.0	64	24370	No
165	GOM_NL__2PRFIN20061028_145719_000000322052_00268_24370_3239.N1	28-OCT-2006 14:57:19	Bright	31.500	96	68Del Leo	2.5600	9300.0	63	24370	No
166	GOM_NL__2PRFIN20061028_145832_000000292052_00268_24370_3240.N1	28-OCT-2006 14:58:32	Bright	28.500	62	94Bet Leo	2.1360	9700.0	57	24370	No
167	GOM_NL__2PRFIN20061028_151703_000000352052_00268_24370_3241.N1	28-OCT-2006 15:17:03	Dark	35.000	113	Mu Vel	2.6920	5000.0	70	24370	No
168	GOM_NL__2PRFIN20061028_152039_000000332052_00269_24371_3224.N1	28-OCT-2006 15:20:39	Dark	32.500	91	Kap Vel	2.4900	26000.	65	24371	No
169	GOM_NL__2PRFIN20061028_152327_000000322052_00269_24371_3225.N1	28-OCT-2006 15:23:27	Dark	31.500	29	Bet Car	1.6720	10200.	63	24371	No
170	GOM_NL__2PRFIN20061028_153424_000000312052_00269_24371_3226.N1	28-OCT-2006 15:34:24	Dark	30.500	143	Alp Hyi	2.8570	7200.0	61	24371	No
171	GOM_NL__2PRFIN20061028_153858_000000352052_00269_24371_3227.N1	28-OCT-2006 15:38:58	Straylight	35.000	157	The1Eri	2.9060	9300.0	70	24371	No
172	GOM_NL__2PRFIN20061028_154710_000000392052_00269_24371_3228.N1	28-OCT-2006 15:47:10	Straylight	38.500	52	16Bet Cet	2.0370	4500.0	77	24371	No
173	GOM_NL__2PRFIN20061028_155639_000000302052_00269_24371_3229.N1	28-OCT-2006 15:56:39	Bright	30.000	140	88Gam Peg	2.8340	26000.	60	24371	No
174	GOM_NL__2PRFIN20061028_160031_000000312052_00269_24371_3230.N1	28-OCT-2006 16:00:31	Bright	31.000	58	21Alp And	2.0730	11000.	62	24371	No
175	GOM_NL__2PRFIN20061028_160212_000000322052_00269_24371_3231.N1	28-OCT-2006 16:02:12	Bright	32.000	53	43Bet And	2.0480	3300.0	64	24371	No
176	GOM_NL__2PRFIN20061028_160802_000000322052_00269_24371_3232.N1	28-OCT-2006 16:08:02	Bright	32.000	68	18Alp Cas	2.2250	4500.0	64	24371	No
177	GOM_NL__2PRFIN20061028_160916_000000312052_00269_24371_3233.N1	28-OCT-2006 16:09:16	Bright	30.500	76	27Gam Cas	2.3000	30000.	61	24371	No
178	GOM_NL__2PRFIN20061028_161719_000000302052_00269_24371_3234.N1	28-OCT-2006 16:17:19	Bright	29.500	49	1Alp UMi	1.9900	6300.0	59	24371	No
179	GOM_NL__2PRFIN20061028_162059_000000312052_00269_24371_3235.N1	28-OCT-2006 16:20:59	Bright	30.500	60	7Bet UMi	2.0810	3950.0	61	24371	No
180	GOM_NL__2PRFIN20061028_162531_000000322052_00269_24371_3236.N1	28-OCT-2006 16:25:31	Bright	32.000	36	50Alp UMa	1.8000	6300.0	64	24371	No
181	GOM_NL__2PRFIN20061028_162655_000000282052_00269_24371_3237.N1	28-OCT-2006 16:26:55	Bright	28.000	32	77Eps UMa	1.7630	11000.	56	24371	No
182	GOM_NL__2PRFIN20061028_163043_000000342052_00269_24371_3238.N1	28-OCT-2006 16:30:43	Bright	33.500	174	52Psi UMa	3.0040	4400.0	67	24371	No
183	GOM_NL__2PRFIN20061028_163755_000000312052_00269_24371_3239.N1	28-OCT-2006 16:37:55	Bright	30.500	96	68Del Leo	2.5600	9300.0	61	24371	No
184	GOM_NL__2PRFIN20061028_163908_000000292052_00269_24371_3240.N1	28-OCT-2006 16:39:08	Bright	28.500	62	94Bet Leo	2.1360	9700.0	57	24371	No
185	GOM_NL__2PRFIN20061028_165739_000000362052_00269_24371_3241.N1	28-OCT-2006 16:57:39	Dark	35.500	113	Mu Vel	2.6920	5000.0	71	24371	No
186	GOM_NL__2PRFIN20061028_170115_000000342052_00270_24372_3224.N1	28-OCT-2006 17:01:15	Dark	33.500	91	Kap Vel	2.4900	26000.	67	24372	No
187	GOM_NL__2PRFIN20061028_170403_000000372052_00270_24372_3225.N1	28-OCT-2006 17:04:03	Dark	36.500	29	Bet Car	1.6720	10200.	73	24372	No
188	GOM_NL__2PRFIN20061028_171500_000000322052_00270_24372_3226.N1	28-OCT-2006 17:15:00	Dark	31.500	143	Alp Hyi	2.8570	7200.0	63	24372	No
189	GOM_NL__2PRFIN20061028_171935_000000382052_00270_24372_3227.N1	28-OCT-2006 17:19:35	Straylight	37.500	157	The1Eri	2.9060	9300.0	75	24372	No
190	GOM_NL__2PRFIN20061028_172746_000000382052_00270_24372_3228.N1	28-OCT-2006 17:27:46	Straylight	37.500	52	16Bet Cet	2.0370	4500.0	75	24372	No
191	GOM_NL__2PRFIN20061028_173715_000000312052_00270_24372_3229.N1	28-OCT-2006 17:37:15	Bright	31.000	140	88Gam Peg	2.8340	26000.	62	24372	No
192	GOM_NL__2PRFIN20061028_174107_000000312052_00270_24372_3230.N1	28-OCT-2006 17:41:07	Bright	31.000	58	21Alp And	2.0730	11000.	62	24372	No
193	GOM_NL__2PRFIN20061028_174248_000000312052_00270_24372_3231.N1	28-OCT-2006 17:42:48	Bright	31.000	53	43Bet And	2.0480	3300.0	62	24372	No
194	GOM_NL__2PRFIN20061028_174838_000000332052_00270_24372_3232.N1	28-OCT-2006 17:48:38	Bright	32.500	68	18Alp Cas	2.2250	4500.0	65	24372	No
195	GOM_NL__2PRFIN20061028_174952_000000292052_00270_24372_3233.N1	28-OCT-2006 17:49:52	Bright	29.000	76	27Gam Cas	2.3000	30000.	58	24372	No
196	GOM_NL__2PRFIN20061028_175755_000000312052_00270_24372_3234.N1	28-OCT-2006 17:57:55	Bright	30.500	49	1Alp UMi	1.9900	6300.0	61	24372	No
197	GOM_NL__2PRFIN20061028_180135_000000322052_00270_24372_3235.N1	28-OCT-2006 18:01:35	Bright	31.500	60	7Bet UMi	2.0810	3950.0	63	24372	No
198	GOM_NL__2PRFIN20061028_180607_000000332052_00270_24372_3236.N1	28-OCT-2006 18:06:07	Bright	32.500	36	50Alp UMa	1.8000	6300.0	65	24372	No
199	GOM_NL__2PRFIN20061028_180731_000000292052_00270_24372_3237.N1	28-OCT-2006 18:07:31	Bright	28.500	32	77Eps UMa	1.7630	11000.	57	24372	No
200	GOM_NL__2PRFIN20061028_181119_000000492052_00270_24372_3238.N1	28-OCT-2006 18:11:19	Bright	49.000	174	52Psi UMa	3.0040	4400.0	98	24372	No
201	GOM_NL__2PRFIN20061028_181831_000000312052_00270_24372_3239.N1	28-OCT-2006 18:18:31	Bright	30.500	96	68Del Leo	2.5600	9300.0	61	24372	No
202	GOM_NL__2PRFIN20061028_181945_000000282052_00270_24372_3240.N1	28-OCT-2006 18:19:45	Bright	28.000	62	94Bet Leo	2.1360	9700.0	56	24372	No
203	GOM_NL__2PRFIN20061028_183815_000000352052_00270_24372_3241.N1	28-OCT-2006 18:38:15	Dark	35.000	113	Mu Vel	2.6920	5000.0	70	24372	No
204	GOM_NL__2PRFIN20061028_184152_000000332052_00271_24373_3224.N1	28-OCT-2006 18:41:52	Dark	33.000	91	Kap Vel	2.4900	26000.	66	24373	No
205	GOM_NL__2PRFIN20061028_184440_000000342052_00271_24373_3225.N1	28-OCT-2006 18:44:40	Dark	33.500	29	Bet Car	1.6720	10200.	67	24373	No
206	GOM_NL__2PRFIN20061028_185537_000000312052_00271_24373_3226.N1	28-OCT-2006 18:55:37	Dark	30.500	143	Alp Hyi	2.8570	7200.0	61	24373	No
207	GOM_NL__2PRFIN20061028_190011_000000382052_00271_24373_3227.N1	28-OCT-2006 19:00:11	Straylight	38.000	157	The1Eri	2.9060	9300.0	76	24373	No
208	GOM_NL__2PRFIN20061028_190822_000000392052_00271_24373_3228.N1	28-OCT-2006 19:08:22	Straylight	38.500	52	16Bet Cet	2.0370	4500.0	77	24373	No
209	GOM_NL__2PRFIN20061028_191751_000000302052_00271_24373_3229.N1	28-OCT-2006 19:17:51	Bright	29.500	140	88Gam Peg	2.8340	26000.	59	24373	No
210	GOM_NL__2PRFIN20061028_192143_000000312052_00271_24373_3230.N1	28-OCT-2006 19:21:43	Bright	31.000	58	21Alp And	2.0730	11000.	62	24373	No
211	GOM_NL__2PRFIN20061028_192324_000000332052_00271_24373_3231.N1	28-OCT-2006 19:23:24	Bright	32.500	53	43Bet And	2.0480	3300.0	65	24373	No
212	GOM_NL__2PRFIN20061028_192914_000000312052_00271_24373_3232.N1	28-OCT-2006 19:29:14	Bright	30.500	68	18Alp Cas	2.2250	4500.0	61	24373	No
213	GOM_NL__2PRFIN20061028_193028_000000312052_00271_24373_3233.N1	28-OCT-2006 19:30:28	Bright	30.500	76	27Gam Cas	2.3000	30000.	61	24373	No
214	GOM_NL__2PRFIN20061028_193831_000000302052_00271_24373_3234.N1	28-OCT-2006 19:38:31	Bright	29.500	49	1Alp UMi	1.9900	6300.0	59	24373	No
215	GOM_NL__2PRFIN20061028_194211_000000312052_00271_24373_3235.N1	28-OCT-2006 19:42:11	Bright	30.500	60	7Bet UMi	2.0810	3950.0	61	24373	No
216	GOM_NL__2PRFIN20061028_194643_000000342052_00271_24373_3236.N1	28-OCT-2006 19:46:43	Bright	33.500	36	50Alp UMa	1.8000	6300.0	67	24373	No
217	GOM_NL__2PRFIN20061028_194807_000000312052_00271_24373_3237.N1	28-OCT-2006 19:48:07	Bright	30.500	32	77Eps UMa	1.7630	11000.	61	24373	No
218	GOM_NL__2PRFIN20061028_195155_000000342052_00271_24373_3238.N1	28-OCT-2006 19:51:55	Bright	34.000	174	52Psi UMa	3.0040	4400.0	68	24373	No
219	GOM_NL__2PRFIN20061028_195908_000000312052_00271_24373_3239.N1	28-OCT-2006 19:59:08	Bright	31.000	96	68Del Leo	2.5600	9300.0	62	24373	No

220	GOM_NL__2PRFIN20061028_200021_000000292052_00271_24373_3240.N1	28-OCT-2006 20:00:21	Bright	28.500	62	94Bet Leo	2.1360	9700.0	57	24373	No
221	GOM_NL__2PRFIN20061028_201851_000000352052_00271_24373_3241.N1	28-OCT-2006 20:18:51	Dark	34.500	113	Mu Vel	2.6920	5000.0	69	24373	No
222	GOM_NL__2PRFIN20061028_202228_000000342052_00272_24374_3224.N1	28-OCT-2006 20:22:28	Dark	34.000	91	Kap Vel	2.4900	26000.	68	24374	No
223	GOM_NL__2PRFIN20061028_202516_000000352052_00272_24374_3225.N1	28-OCT-2006 20:25:16	Dark	34.500	29	Bet Car	1.6720	10200.	69	24374	No
224	GOM_NL__2PRFIN20061028_203613_000000312052_00272_24374_3226.N1	28-OCT-2006 20:36:13	Dark	31.000	143	Alp Hyi	2.8570	7200.0	62	24374	No
225	GOM_NL__2PRFIN20061028_204047_000000362052_00272_24374_3227.N1	28-OCT-2006 20:40:47	Straylight	35.500	157	The1Eri	2.9060	9300.0	71	24374	No
226	GOM_NL__2PRFIN20061028_204858_000000382052_00272_24374_3228.N1	28-OCT-2006 20:48:58	Straylight	37.500	52	16Bet Cet	2.0370	4500.0	75	24374	No
227	GOM_NL__2PRFIN20061028_205827_000000312052_00272_24374_3229.N1	28-OCT-2006 20:58:27	Bright	31.000	140	88Gam Peg	2.8340	26000.	62	24374	No
228	GOM_NL__2PRFIN20061028_210219_000000312052_00272_24374_3230.N1	28-OCT-2006 21:02:19	Bright	30.500	58	21Alp And	2.0730	11000.	61	24374	No
229	GOM_NL__2PRFIN20061028_210400_000000322052_00272_24374_3231.N1	28-OCT-2006 21:04:00	Bright	31.500	53	43Bet And	2.0480	3300.0	63	24374	No
230	GOM_NL__2PRFIN20061028_210950_000000292052_00272_24374_3232.N1	28-OCT-2006 21:09:50	Bright	29.000	68	18Alp Cas	2.2250	4500.0	58	24374	No
231	GOM_NL__2PRFIN20061028_211104_000000302052_00272_24374_3233.N1	28-OCT-2006 21:11:04	Bright	30.000	76	27Gam Cas	2.3000	30000.	60	24374	No
232	GOM_NL__2PRFIN20061028_211906_000000282052_00272_24374_3234.N1	28-OCT-2006 21:19:06	Bright	28.000	49	1Alp UMi	1.9900	6300.0	56	24374	No
233	GOM_NL__2PRFIN20061028_212247_000000312052_00272_24374_3235.N1	28-OCT-2006 21:22:47	Bright	30.500	60	7Bet UMi	2.0810	3950.0	61	24374	No
234	GOM_NL__2PRFIN20061028_212718_000000322052_00272_24374_3236.N1	28-OCT-2006 21:27:18	Bright	32.000	36	50Alp UMa	1.8000	6300.0	64	24374	No
235	GOM_NL__2PRFIN20061028_212843_000000292052_00272_24374_3237.N1	28-OCT-2006 21:28:43	Bright	28.500	32	77Eps UMa	1.7630	11000.	57	24374	No
236	GOM_NL__2PRFIN20061028_213231_000000312052_00272_24374_3238.N1	28-OCT-2006 21:32:31	Bright	31.000	174	52Psi UMa	3.0040	4400.0	62	24374	No
237	GOM_NL__2PRFIN20061028_213944_000000312052_00272_24374_3239.N1	28-OCT-2006 21:39:44	Bright	31.000	96	68Del Leo	2.5600	9300.0	62	24374	No
238	GOM_NL__2PRFIN20061028_214057_000000292052_00272_24374_3240.N1	28-OCT-2006 21:40:57	Bright	28.500	62	94Bet Leo	2.1360	9700.0	57	24374	No
239	GOM_NL__2PRFIN20061028_215928_000000332052_00272_24374_3241.N1	28-OCT-2006 21:59:28	Dark	33.000	113	Mu Vel	2.6920	5000.0	66	24374	No
240	GOM_NL__2PRFIN20061028_220305_000000342052_00273_24375_3284.N1	28-OCT-2006 22:03:05	Dark	34.000	91	Kap Vel	2.4900	26000.	68	24375	No
241	GOM_NL__2PRFIN20061028_220552_000000332052_00273_24375_3285.N1	28-OCT-2006 22:05:52	Dark	32.500	29	Bet Car	1.6720	10200.	65	24375	No
242	GOM_NL__2PRFIN20061028_221649_000000322052_00273_24375_3286.N1	28-OCT-2006 22:16:49	Dark	32.000	143	Alp Hyi	2.8570	7200.0	64	24375	No
243	GOM_NL__2PRFIN20061028_222123_000000352052_00273_24375_3287.N1	28-OCT-2006 22:21:23	Straylight	34.500	157	The1Eri	2.9060	9300.0	69	24375	No
244	GOM_NL__2PRFIN20061028_222934_000000392052_00273_24375_3288.N1	28-OCT-2006 22:29:34	Straylight	38.500	52	16Bet Cet	2.0370	4500.0	77	24375	No
245	GOM_NL__2PRFIN20061028_223903_000000312052_00273_24375_3289.N1	28-OCT-2006 22:39:03	Bright	31.000	140	88Gam Peg	2.8340	26000.	62	24375	No
246	GOM_NL__2PRFIN20061028_224255_000000312052_00273_24375_3290.N1	28-OCT-2006 22:42:55	Bright	30.500	58	21Alp And	2.0730	11000.	61	24375	No
247	GOM_NL__2PRFIN20061028_224436_000000322052_00273_24375_3291.N1	28-OCT-2006 22:44:36	Bright	31.500	53	43Bet And	2.0480	3300.0	63	24375	No
248	GOM_NL__2PRFIN20061028_225026_000000302052_00273_24375_3292.N1	28-OCT-2006 22:50:26	Bright	30.000	68	18Alp Cas	2.2250	4500.0	60	24375	No
249	GOM_NL__2PRFIN20061028_225139_000000312052_00273_24375_3293.N1	28-OCT-2006 22:51:39	Bright	30.500	76	27Gam Cas	2.3000	30000.	61	24375	No
250	GOM_NL__2PRFIN20061028_225942_000000312052_00273_24375_3294.N1	28-OCT-2006 22:59:42	Bright	30.500	49	1Alp UMi	1.9900	6300.0	61	24375	No
251	GOM_NL__2PRFIN20061028_230323_000000312052_00273_24375_3295.N1	28-OCT-2006 23:03:23	Bright	31.000	60	7Bet UMi	2.0810	3950.0	62	24375	No
252	GOM_NL__2PRFIN20061028_230754_000000342052_00273_24375_3296.N1	28-OCT-2006 23:07:54	Bright	33.500	36	50Alp UMa	1.8000	6300.0	67	24375	No
253	GOM_NL__2PRFIN20061028_230919_000000312052_00273_24375_3297.N1	28-OCT-2006 23:09:19	Bright	30.500	32	77Eps UMa	1.7630	11000.	61	24375	No
254	GOM_NL__2PRFIN20061028_231307_000000332052_00273_24375_3298.N1	28-OCT-2006 23:13:07	Bright	32.500	174	52Psi UMa	3.0040	4400.0	65	24375	No
255	GOM_NL__2PRFIN20061028_232020_000000322052_00273_24375_3299.N1	28-OCT-2006 23:20:20	Bright	32.000	96	68Del Leo	2.5600	9300.0	64	24375	No
256	GOM_NL__2PRFIN20061028_232133_000000292052_00273_24375_3300.N1	28-OCT-2006 23:21:33	Bright	28.500	62	94Bet Leo	2.1360	9700.0	57	24375	No
257	GOM_NL__2PRFIN20061028_234004_000000352052_00273_24375_3301.N1	28-OCT-2006 23:40:04	Dark	35.000	113	Mu Vel	2.6920	5000.0	70	24375	No
258	GOM_NL__2PRFIN20061028_234341_000000362052_00274_24376_3284.N1	28-OCT-2006 23:43:41	Dark	35.500	91	Kap Vel	2.4900	26000.	71	24376	No
259	GOM_NL__2PRFIN20061028_234628_000000322052_00274_24376_3285.N1	28-OCT-2006 23:46:28	Dark	31.500	29	Bet Car	1.6720	10200.	63	24376	No
260	GOM_NL__2PRFIN20061028_235725_000000312052_00274_24376_3286.N1	28-OCT-2006 23:57:25	Dark	31.000	143	Alp Hyi	2.8570	7200.0	62	24376	No

3. Quality information per product

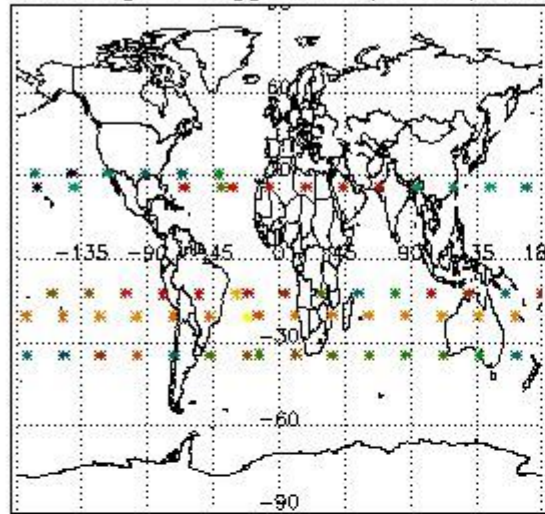
In this section it is plotted some information contained in the Quality Summary data set of the level 2 products. Only products in dark limb conditions and without errors (error flag in the MPH set to "0") are used.

3.1 Plot quality information per product (time dependant)

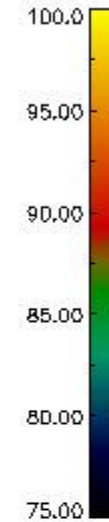
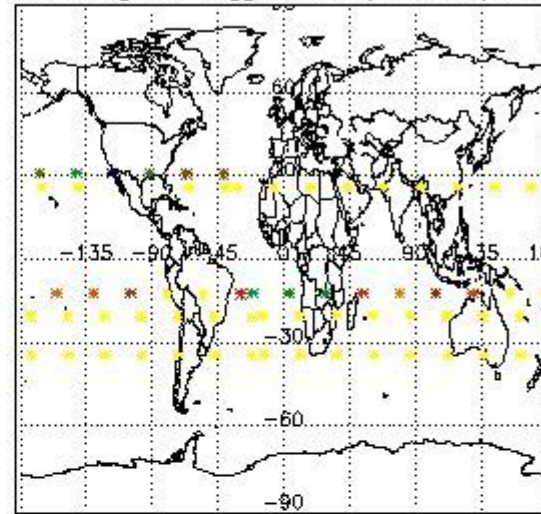


3.2 Plot quality information per product (world map)


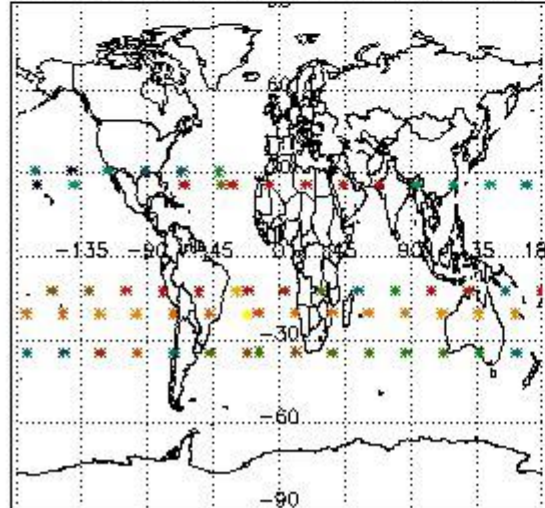
Percentage of flagged data per O3 profile



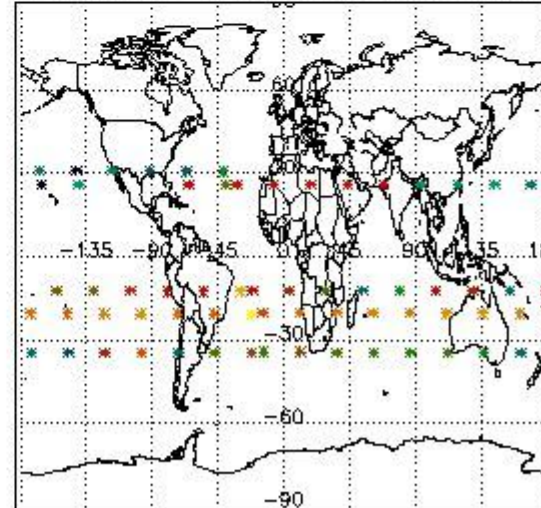
Percentage of flagged data per H2O profile



Percentage of flagged data per NO2 profile



Percentage of flagged data per NO3 profile

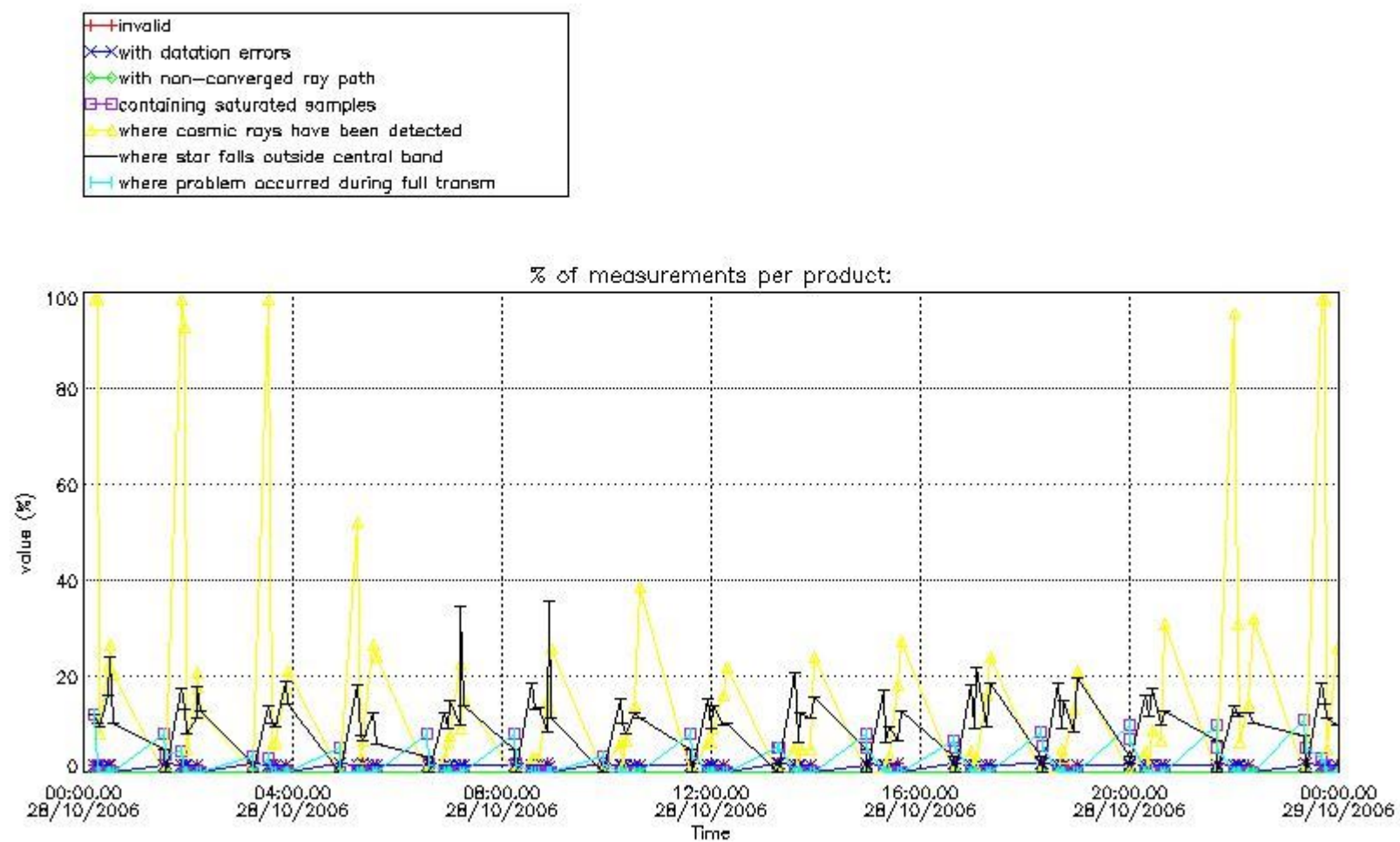


4. Level 1 quality information per product

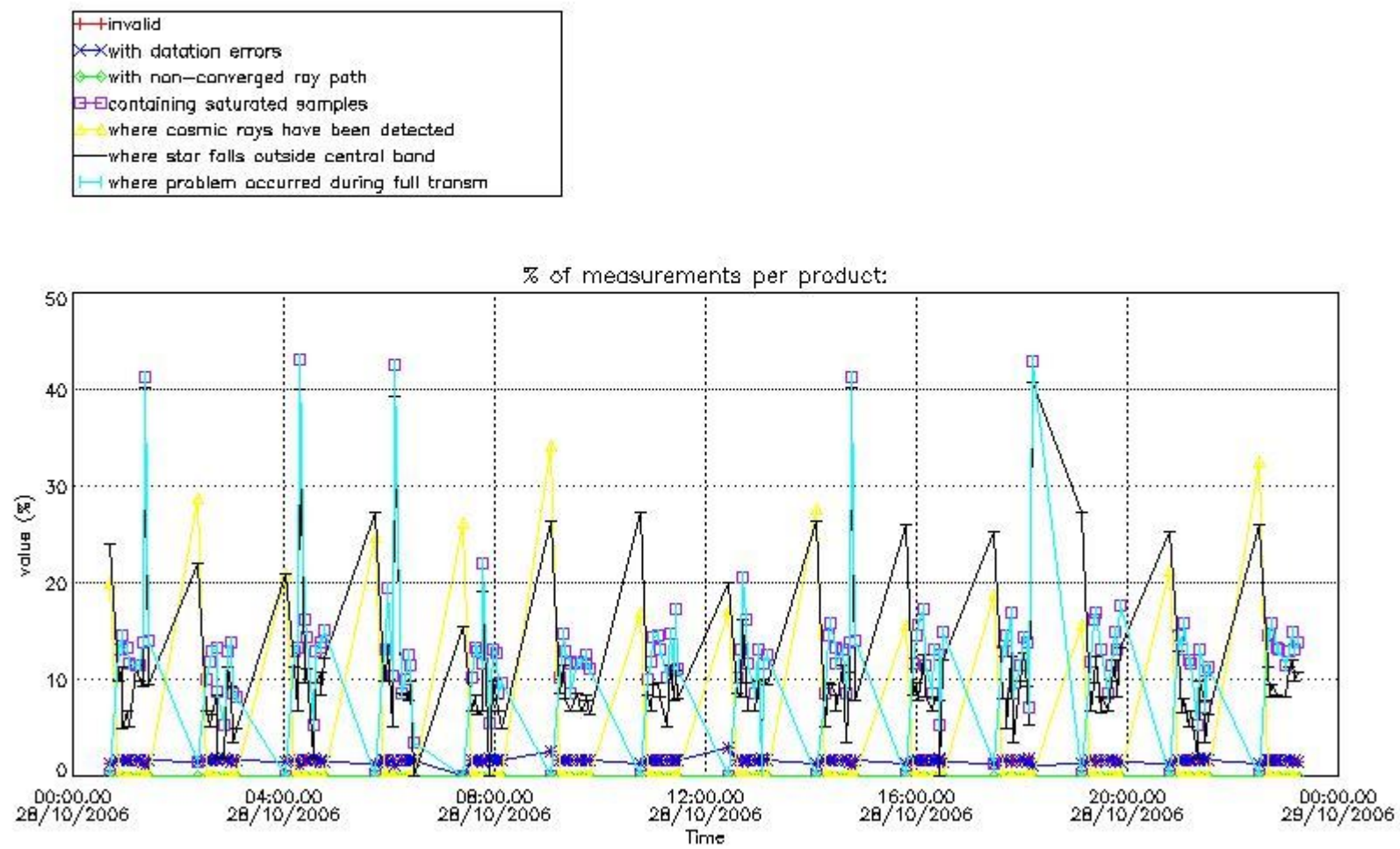
In this section it is plotted some information contained in the Quality Summary data set of the level 2 products that comes from the level 1b processing. Products without errors (error flag in the MPH set to "0") are used.

4.1 Plot quality information per product (time dependant) coming from level 1b processing

4.1.1 Plot level 1 quality information per product (time dependant): ENVISAT ASCENDING passes



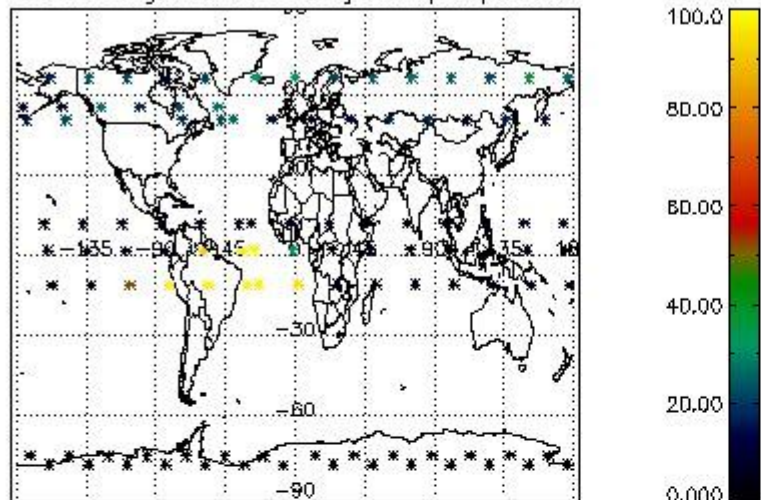
4.1.2 Plot level 1 quality information per product (time dependant): ENVI SAT DESCENDING passes



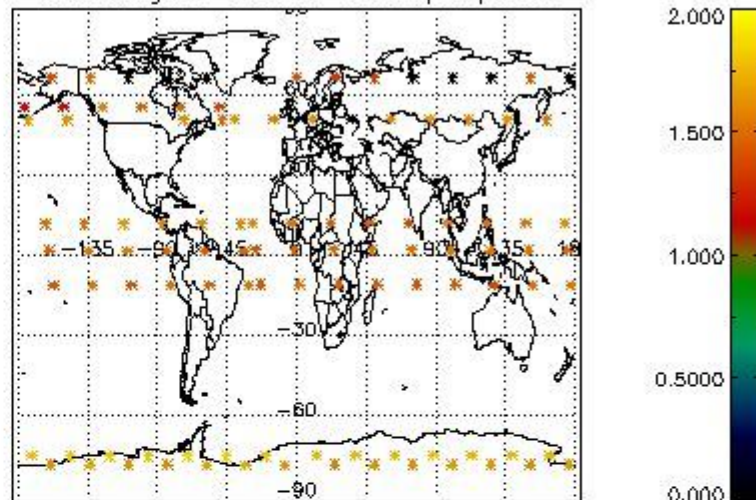
4.2 Plot quality information per product coming from level 1b processing (world map)

4.2.1 Plot level 1 quality information per product (world map): ENVISAT ASCENDING passes

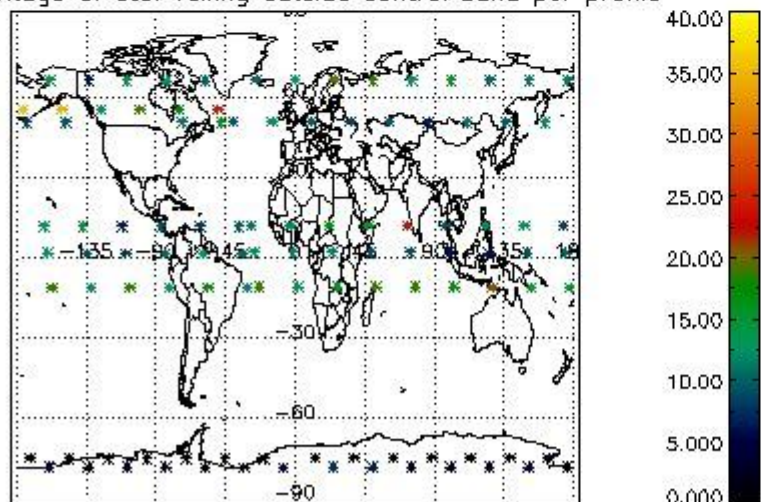
Percentage of cosmic ray hits per profile



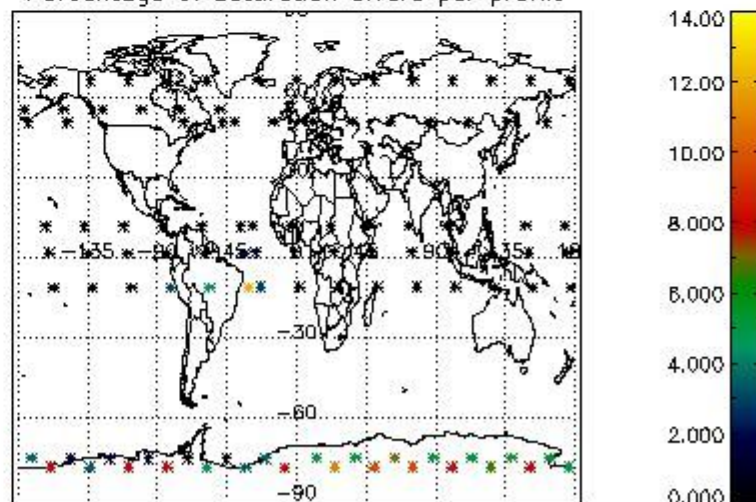
Percentage of datation errors per profile



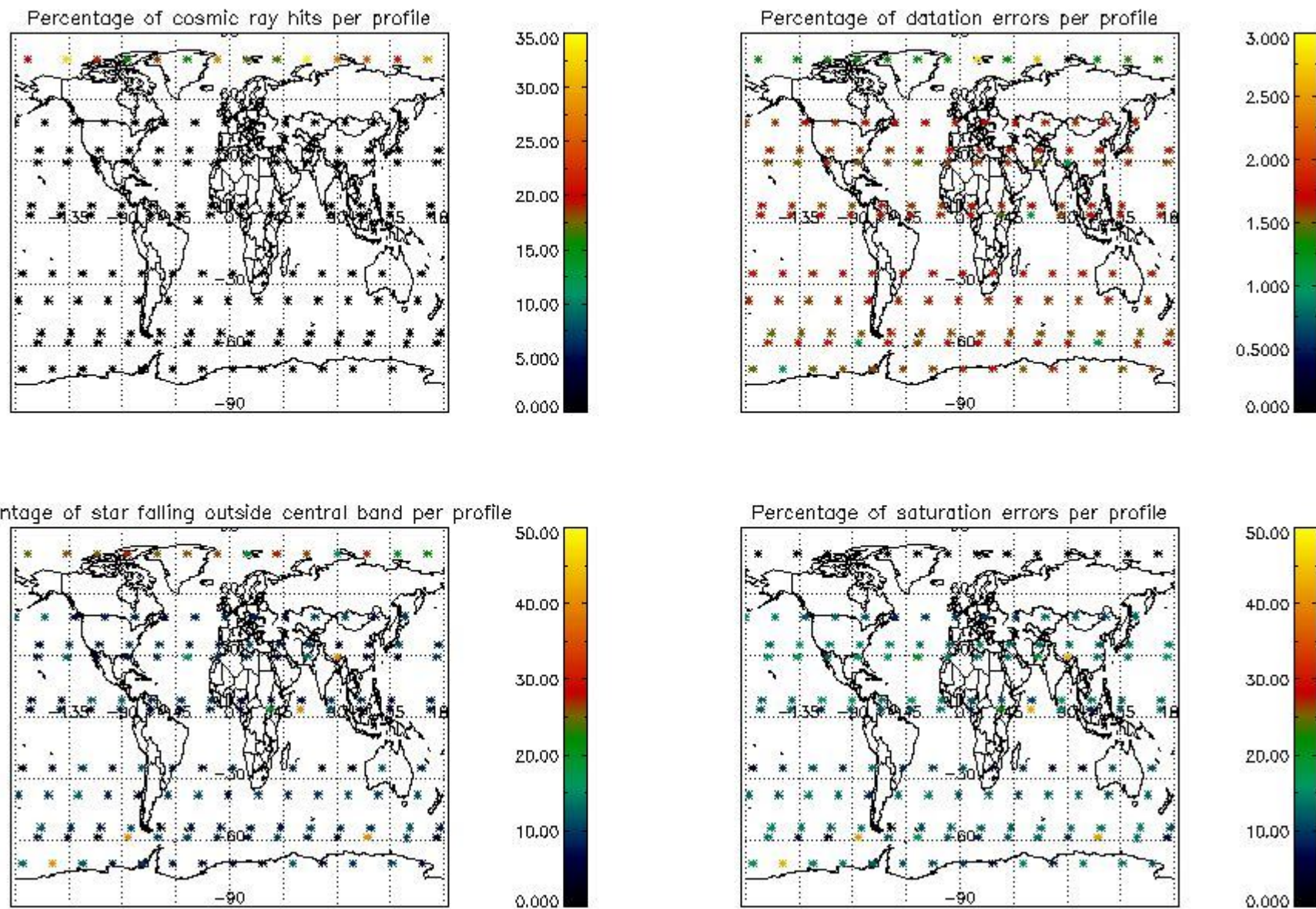
Percentage of star falling outside central band per profile



Percentage of saturation errors per profile



4.2.2 Plot level 1 quality information per product (world map): ENVISAT DESCENDING passes



5. Trace gas profiles

5.1 Ozone statistics based on quality of products

The final quality of the products can be "measured" using the STD (Standard Deviation) attached to every point profile. This information is written to the parameter GOM_NL__2P/NL_LOCAL_SPECIES_DENSITY/o3_std of the level 2 products. The table below shows the statistics for given STD ranges.

The statistics are given with respect to the overall valid production:

- Products without fatal errors: GOM_NL__2P/MPH/PRODUCT_ERR=0
- Valid point profile: GOM_NL__2P/NL_LOCAL_SPECIES_DENSITY/pcd(0)=0

The 'Criteria' is applied to valid points of dark limb products:

- Products in dark limb illumination condition: GOM_NL__2P/NL_SUMMARY_QUALITY/obs_ill_cond=0
- Products without fatal errors: GOM_NL__2P/MPH/PRODUCT_ERR=0
- Valid point profile: GOM_NL__2P/NL_LOCAL_SPECIES_DENSITY/pcd(0)=0

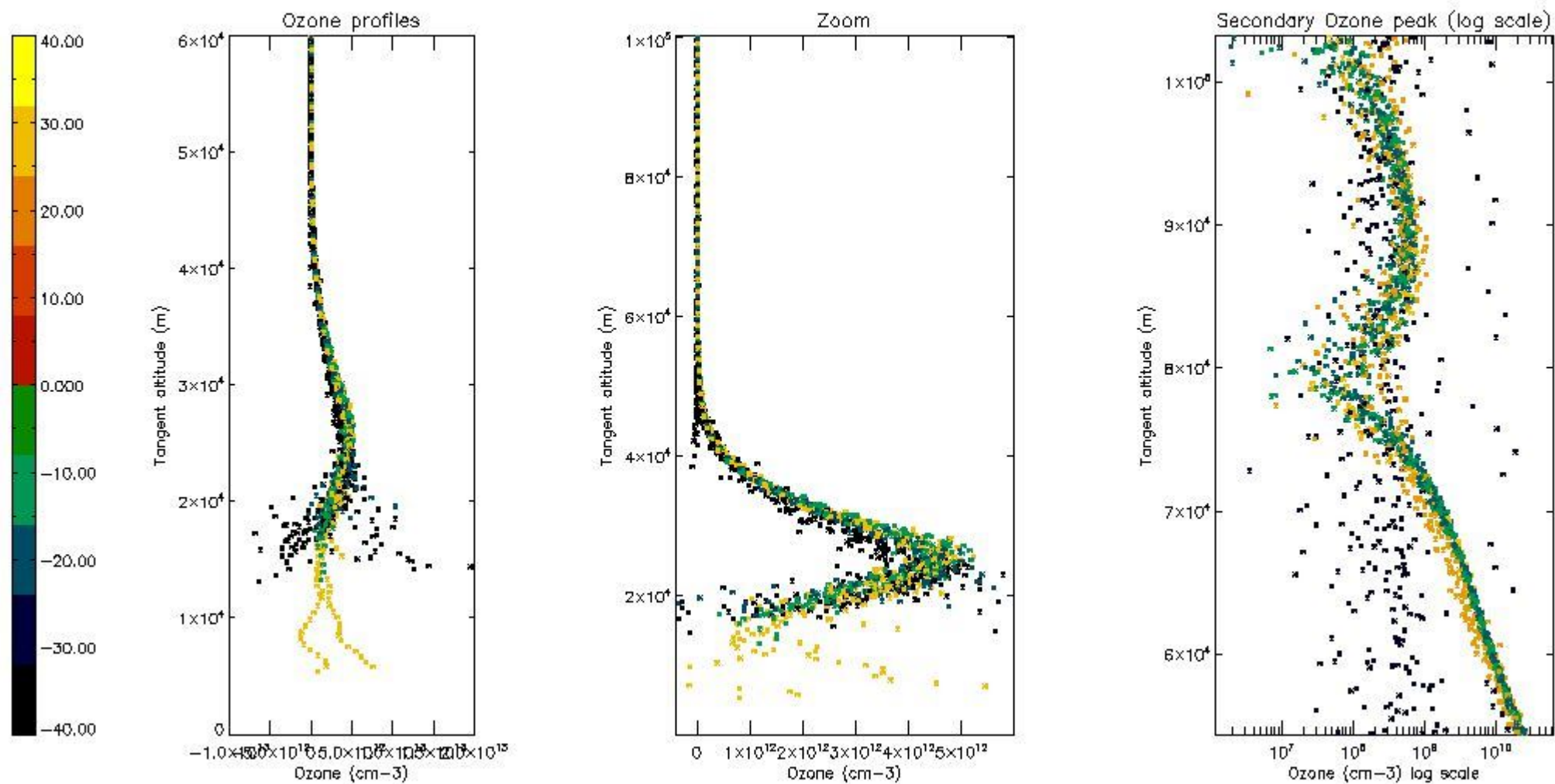
So, the table below shows the percentage of dark limb and valid observations for each criteria with respect to the overall valid daily observations.

Criteria	% of total production
All STD	26
STD < 20	16

STD < 10	11
STD < 5	7

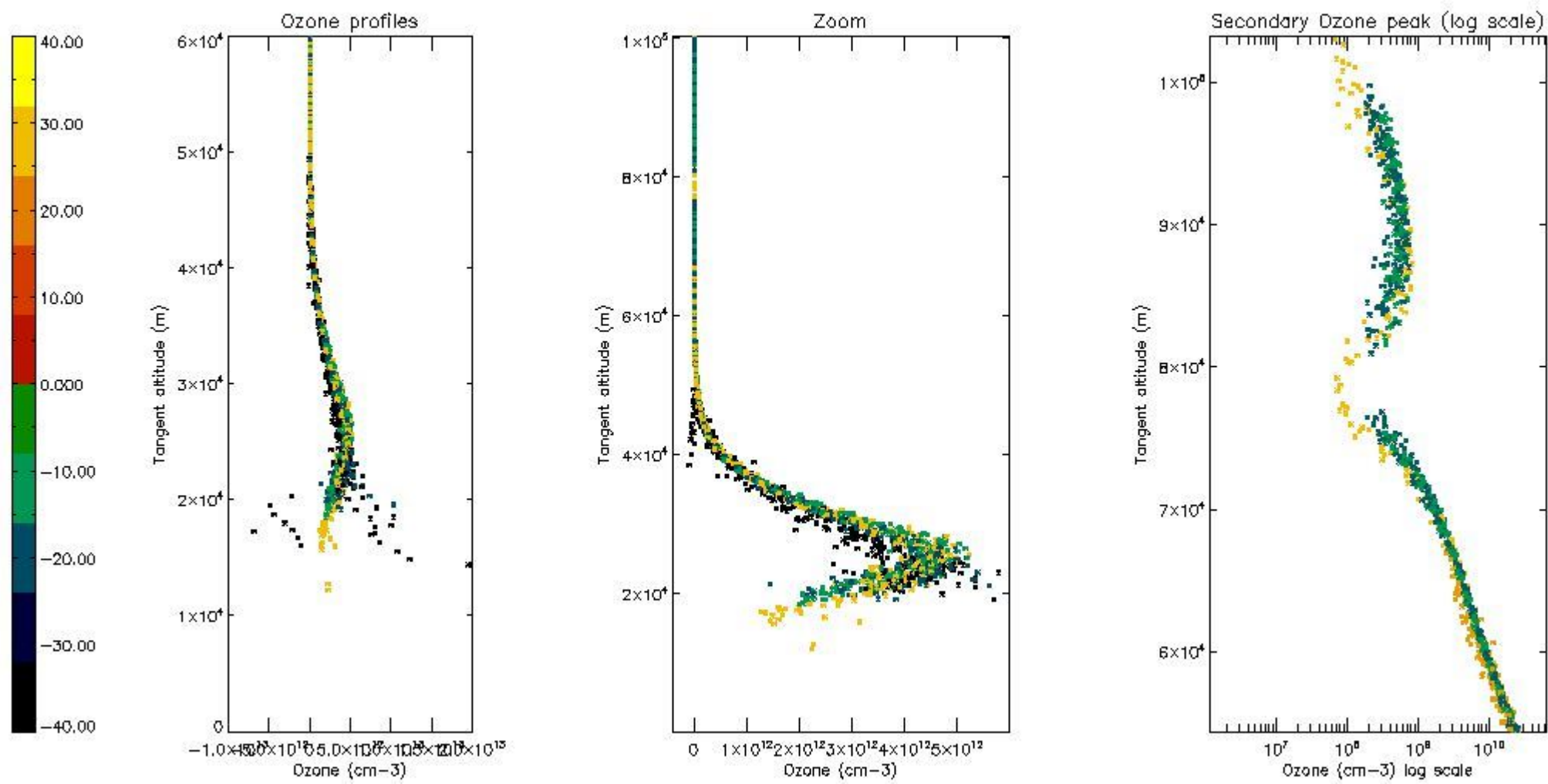
5.2 Plot ozone profiles for all STD (dark without errors)

The colorbar represents the latitude.



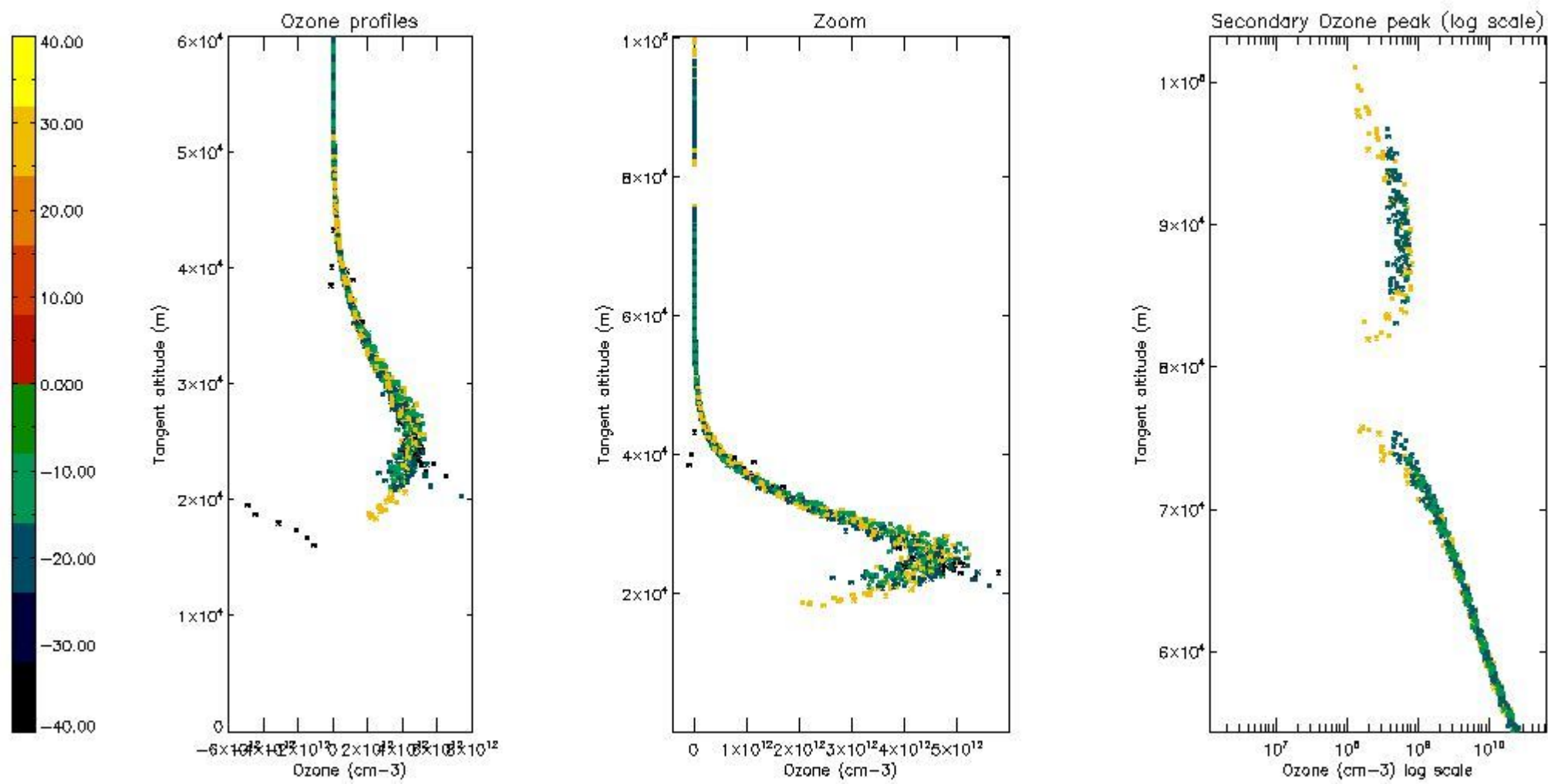
5.3 Plot ozone profiles where STD < 20% (dark without errors)

The colorbar represents the latitude.



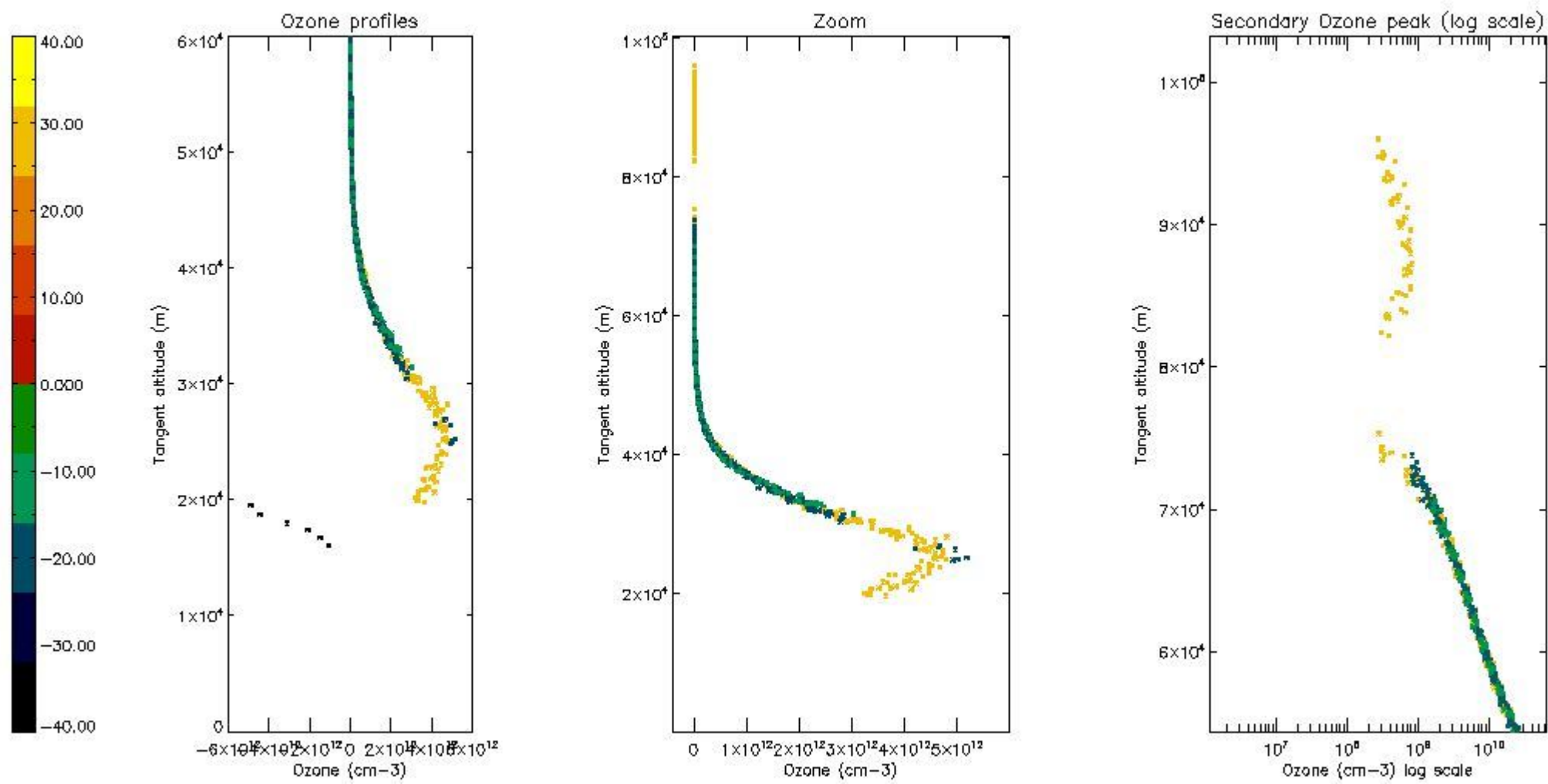
5.4 Plot ozone profiles where STD < 10% (dark without errors)

The colorbar represents the latitude.



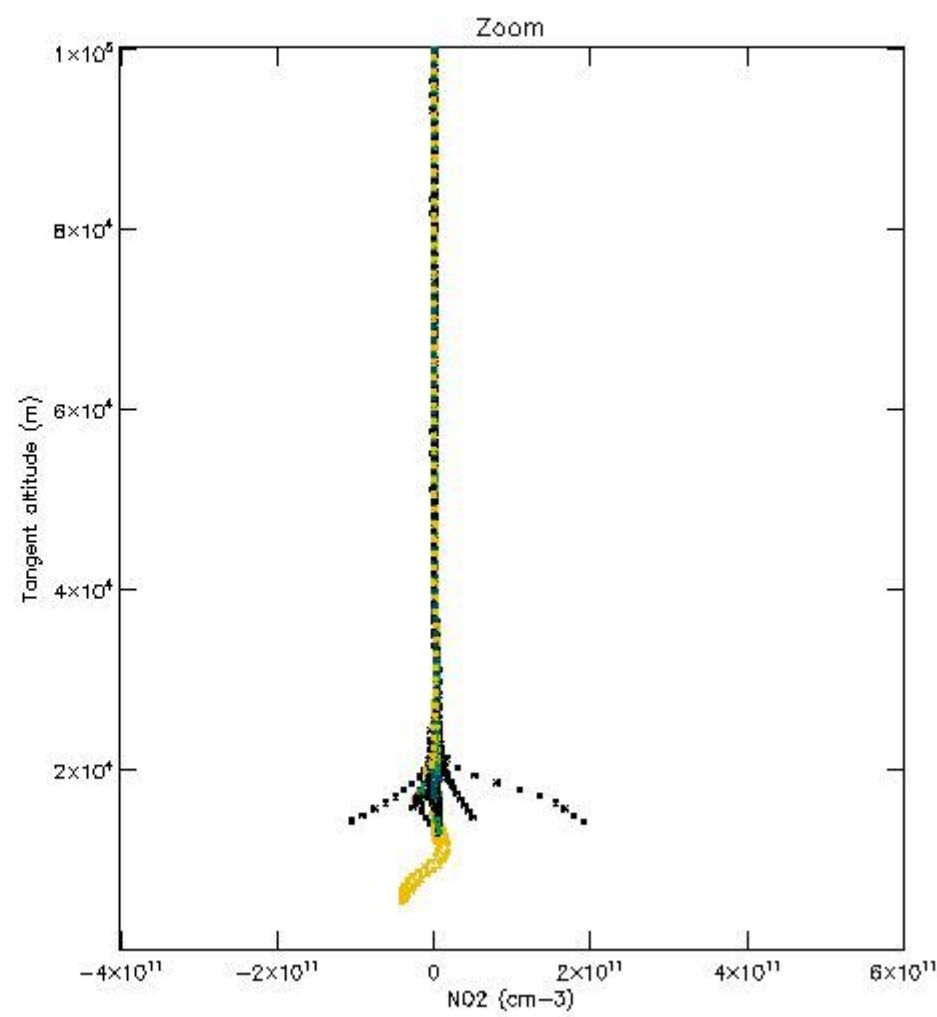
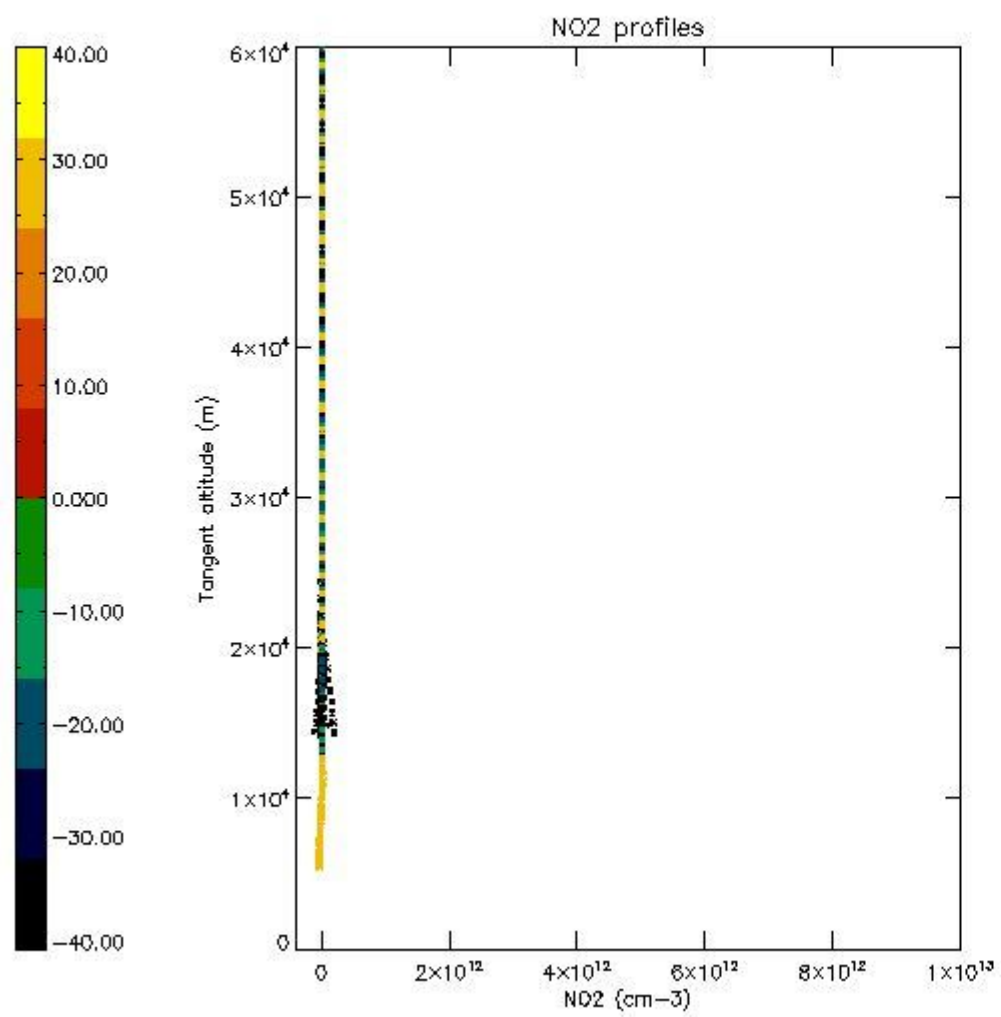
5.5 Plot ozone profiles where STD < 5% (dark without errors)

The colorbar represents the latitude.



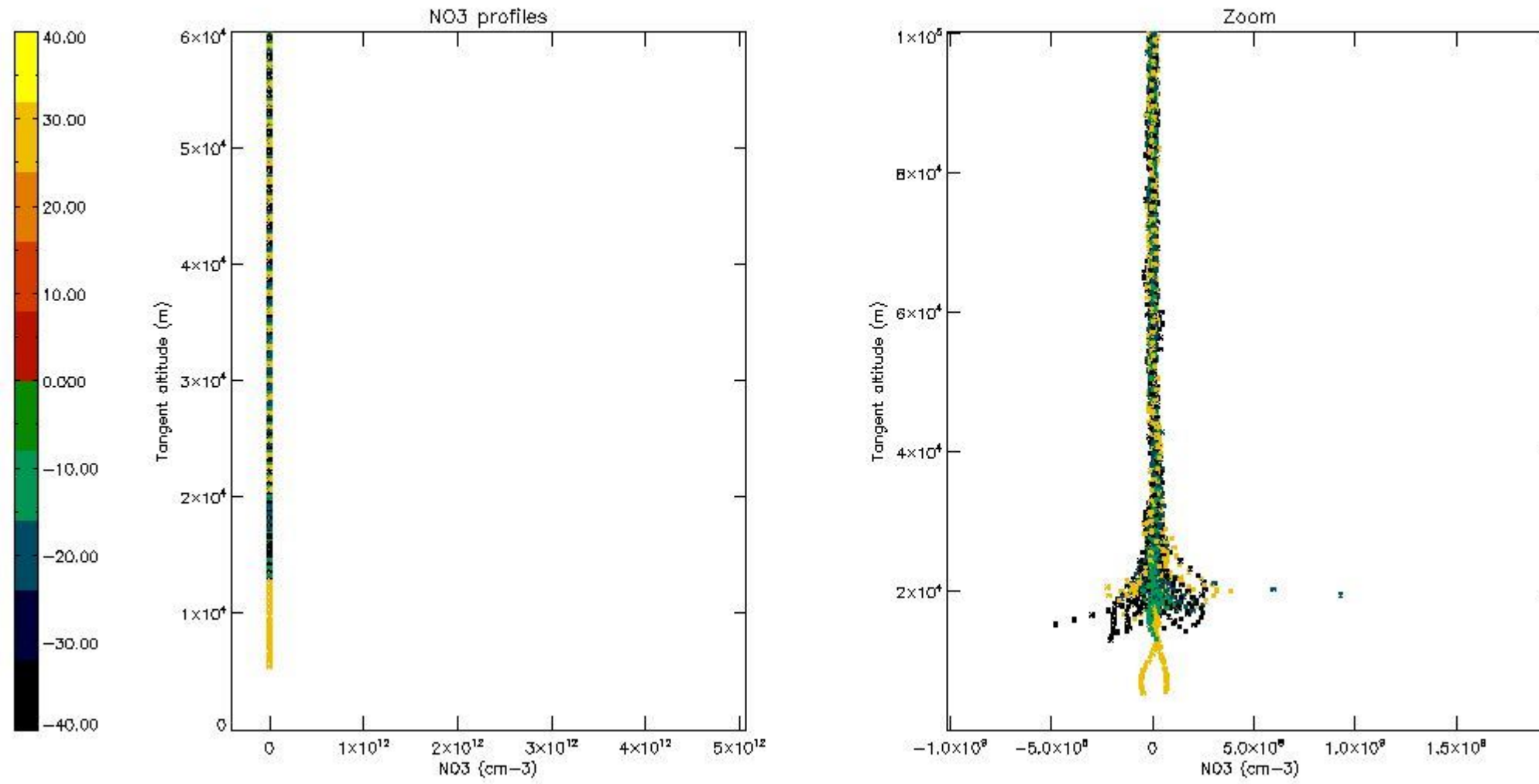
5.6 Plot NO₂ profiles for all STD (dark without errors)

The colorbar represents the latitude.



5.7 Plot NO3 profiles for all STD (dark without errors)

The colorbar represents the latitude.



6. Auxiliary Data Files used for the production reported in section 2

The number reported in the third column indicates since which file (see list in section 2) the corresponding auxiliary file has been used. The fourth column is the date of those product files.

Type	Auxiliary Filename	Used since product	Used since product date
INST_PHYS_CHARACTERISTICS	GOM_INS_AXVIEC20091111_143220_20030716_120000_20500101_000000	1	28-OCT-2006 00:11:36
LEVEL-2_PROC_CONFIG	GOM_PR2_AXVIEC20091111_152718_20020301_000000_20500101_000000	1	28-OCT-2006 00:11:36
CROSS_SECTIONS_FILE	GOM_CRS_AXVIEC20091111_154832_20020301_000000_20500101_000000	1	28-OCT-2006 00:11:36

GOMOS Level 2 Daily Report

SUMMARY

[1. General Info](#)

[2. Summary of processed GOM_NL_2P products](#)

[3. Level 2 Quality information per product](#)

[3.1 Plot of level 2 quality information per product \(time dependant\)](#)

[3.2 Plot of level 2 quality information per product \(world map\)](#)

[4. Level 1 Quality information per product \(stored on level 2 products\)](#)

[4.1 Plot of level 1 quality information per product \(time dependant\)](#)

[4.1.1 Plot of level 1 quality information per product \(time dependant\): ASCENDING](#)

[4.1.2 Plot of level 1 quality information per product \(time dependant\): DESCENDING](#)

[4.2 Plot of level 1 quality information per product \(world map\)](#)

[4.2.1 Plot of level 1 quality information per product \(world map\): ASCENDING](#)

[4.2.2 Plot of level 1 quality information per product \(world map\): DESCENDING](#)

[5. Ozone profiles based on quality statistics and other trace gas profiles](#)

[5.1 Ozone statistics based on quality of products](#)

[5.2 Plot ozone profiles for all STD \(dark without errors\)](#)

[5.3 Plot ozone profiles where STD < 20% \(dark without errors\)](#)

[5.4. Plot ozone profiles where STD < 10% \(dark without errors\)](#)

[5.5. Plot ozone profiles where STD < 5% \(dark without errors\)](#)

[5.6 Plot NO2 profiles for all STD \(dark without errors\)](#)

[5.7 Plot NO3 profiles for all STD \(dark without errors\)](#)

[5.8 Plot H2O profiles \(only for occultations of stars 1,2,3,4,13,14,16,26,63 dark without errors\) for all STD](#)

[6. Auxiliary Data Files used for the production reported in section 2](#)

This report presents the daily analysis on parameters extracted from GOMOS level 2 data (GOM_NL__2P). It is intended to monitor some important parameters that will impact the quality of these products. A list of level 2 products (and content) that have arrived during the reporting day to the PCF is also given.

Item	Value
Time of report generation	24APR2013 05:22:36
Data source version	GOMOS/6.01
Start time of products	28-10-2006 (28OCT2006 00:00:00)
Stop time of products	29-10-2006 (29OCT2006 00:00:00)
Store outputs in DB	Yes
Nb of level 2 prods	260
Nb of prods with errors	0

2. Summary of processed GOM_NL__2P products.

Nr	Filename	UTC Start time	Limb	Duration	Star Id	Star Name	Star Mag	Star Temp	Nb Meas	Orbit	Prod. error
1	GOM_NL__2PRFIN20061028_001136_000000332052_00259_24361_3241.N1	28-OCT-2006 00:11:36	Dark	33.000	113	Mu Vel	2.6920	5000.0	66	24361	No
2	GOM_NL__2PRFIN20061028_001510_000000342052_00260_24362_3411.N1	28-OCT-2006 00:15:10	Dark	34.000	91	Kap Vel	2.4900	26000.	68	24362	No
3	GOM_NL__2PRFIN20061028_001800_000000322052_00260_24362_3412.N1	28-OCT-2006 00:18:00	Dark	31.500	29	Bet Car	1.6720	10200.	63	24362	No
4	GOM_NL__2PRFIN20061028_002859_000000342052_00260_24362_3413.N1	28-OCT-2006 00:28:59	Dark	34.000	143	Alp Hyi	2.8570	7200.0	68	24362	No
5	GOM_NL__2PRFIN20061028_003023_000000382052_00260_24362_3414.N1	28-OCT-2006 00:30:23	Dark	37.500	9	Alp Eri	0.45300	24000.	75	24362	No
6	GOM_NL__2PRFIN20061028_003331_000000352052_00260_24362_3415.N1	28-OCT-2006 00:33:31	Straylight	34.500	157	The1Eri	2.9060	9300.0	69	24362	No
7	GOM_NL__2PRFIN20061028_004145_000000382052_00260_24362_3416.N1	28-OCT-2006 00:41:45	Straylight	37.500	52	16Bet Cet	2.0370	4500.0	75	24362	No
8	GOM_NL__2PRFIN20061028_005113_000000312052_00260_24362_3417.N1	28-OCT-2006 00:51:13	Bright	30.500	140	88Gam Peg	2.8340	26000.	61	24362	No
9	GOM_NL__2PRFIN20061028_005506_000000312052_00260_24362_3418.N1	28-OCT-2006 00:55:06	Bright	31.000	58	21Alp And	2.0730	11000.	62	24362	No
10	GOM_NL__2PRFIN20061028_005650_000000312052_00260_24362_3419.N1	28-OCT-2006 00:56:50	Bright	30.500	53	43Bet And	2.0480	3300.0	61	24362	No
11	GOM_NL__2PRFIN20061028_010239_000000302052_00260_24362_3420.N1	28-OCT-2006 01:02:39	Bright	30.000	68	18Alp Cas	2.2250	4500.0	60	24362	No
12	GOM_NL__2PRFIN20061028_010353_000000302052_00260_24362_3421.N1	28-OCT-2006 01:03:53	Bright	30.000	76	27Gam Cas	2.3000	30000.	60	24362	No
13	GOM_NL__2PRFIN20061028_011155_000000312052_00260_24362_3422.N1	28-OCT-2006 01:11:55	Bright	30.500	49	1Alp UMi	1.9900	6300.0	61	24362	No
14	GOM_NL__2PRFIN20061028_011534_000000312052_00260_24362_3423.N1	28-OCT-2006 01:15:34	Bright	30.500	60	7Bet UMi	2.0810	3950.0	61	24362	No
15	GOM_NL__2PRFIN20061028_012008_000000332052_00260_24362_3424.N1	28-OCT-2006 01:20:08	Bright	32.500	36	50Alp UMa	1.8000	6300.0	65	24362	No
16	GOM_NL__2PRFIN20061028_012130_000000462052_00260_24362_3425.N1	28-OCT-2006 01:21:30	Bright	46.000	32	77Eps UMa	1.7630	11000.	92	24362	No
17	GOM_NL__2PRFIN20061028_012519_000000322052_00260_24362_3426.N1	28-OCT-2006 01:25:19	Bright	32.000	174	52Psi UMa	3.0040	4400.0	64	24362	No
18	GOM_NL__2PRFIN20061028_013230_000000312052_00260_24362_3427.N1	28-OCT-2006 01:32:30	Bright	31.000	96	68Del Leo	2.5600	9300.0	62	24362	No
19	GOM_NL__2PRFIN20061028_013343_000000282052_00260_24362_3428.N1	28-OCT-2006 01:33:43	Bright	28.000	62	94Bet Leo	2.1360	9700.0	56	24362	No
20	GOM_NL__2PRFIN20061028_015212_000000352052_00260_24362_3429.N1	28-OCT-2006 01:52:12	Dark	34.500	113	Mu Vel	2.6920	5000.0	69	24362	No
21	GOM_NL__2PRFIN20061028_015547_000000352052_00261_24363_3223.N1	28-OCT-2006 01:55:47	Dark	34.500	91	Kap Vel	2.4900	26000.	69	24363	No
22	GOM_NL__2PRFIN20061028_015837_000000322052_00261_24363_3224.N1	28-OCT-2006 01:58:37	Dark	31.500	29	Bet Car	1.6720	10200.	63	24363	No
23	GOM_NL__2PRFIN20061028_020935_000000322052_00261_24363_3225.N1	28-OCT-2006 02:09:35	Dark	31.500	143	Alp Hyi	2.8570	7200.0	63	24363	No
24	GOM_NL__2PRFIN20061028_021059_000000342052_00261_24363_3226.N1	28-OCT-2006 02:10:59	Dark	34.000	9	Alp Eri	0.45300	24000.	68	24363	No
25	GOM_NL__2PRFIN20061028_021408_000000362052_00261_24363_3227.N1	28-OCT-2006 02:14:08	Straylight	35.500	157	The1Eri	2.9060	9300.0	71	24363	No
26	GOM_NL__2PRFIN20061028_022221_000000372052_00261_24363_3228.N1	28-OCT-2006 02:22:21	Straylight	36.500	52	16Bet Cet	2.0370	4500.0	73	24363	No
27	GOM_NL__2PRFIN20061028_023149_000000302052_00261_24363_3229.N1	28-OCT-2006 02:31:49	Bright	30.000	140	88Gam Peg	2.8340	26000.	60	24363	No
28	GOM_NL__2PRFIN20061028_023542_000000302052_00261_24363_3230.N1	28-OCT-2006 02:35:42	Bright	29.500	58	21Alp And	2.0730	11000.	59	24363	No
29	GOM_NL__2PRFIN20061028_023725_000000312052_00261_24363_3231.N1	28-OCT-2006 02:37:25	Bright	31.000	53	43Bet And	2.0480	3300.0	62	24363	No
30	GOM_NL__2PRFIN20061028_024315_000000302052_00261_24363_3232.N1	28-OCT-2006 02:43:15	Bright	30.000	68	18Alp Cas	2.2250	4500.0	60	24363	No
31	GOM_NL__2PRFIN20061028_024429_000000292052_00261_24363_3233.N1	28-OCT-2006 02:44:29	Bright	28.500	76	27Gam Cas	2.3000	30000.	57	24363	No
32	GOM_NL__2PRFIN20061028_025231_000000282052_00261_24363_3234.N1	28-OCT-2006 02:52:31	Bright	28.000	49	1Alp UMi	1.9900	6300.0	56	24363	No
33	GOM_NL__2PRFIN20061028_025610_000000312052_00261_24363_3235.N1	28-OCT-2006 02:56:10	Bright	31.000	60	7Bet UMi	2.0810	3950.0	62	24363	No
34	GOM_NL__2PRFIN20061028_030044_000000332052_00261_24363_3236.N1	28-OCT-2006 03:00:44	Bright	32.500	36	50Alp UMa	1.8000	6300.0	65	24363	No
35	GOM_NL__2PRFIN20061028_030206_000000292052_00261_24363_3237.N1	28-OCT-2006 03:02:06	Bright	29.000	32	77Eps UMa	1.7630	11000.	58	24363	No
36	GOM_NL__2PRFIN20061028_030555_000000312052_00261_24363_3238.N1	28-OCT-2006 03:05:55	Bright	30.500	174	52Psi UMa	3.0040	4400.0	61	24363	No
37	GOM_NL__2PRFIN20061028_031306_000000302052_00261_24363_3239.N1	28-OCT-2006 03:13:06	Bright	29.500	96	68Del Leo	2.5600	9300.0	59	24363	No
38	GOM_NL__2PRFIN20061028_031419_000000282052_00261_24363_3240.N1	28-OCT-2006 03:14:19	Bright	27.500	62	94Bet Leo	2.1360	9700.0	55	24363	No
39	GOM_NL__2PRFIN20061028_033249_000000332052_00261_24363_3241.N1	28-OCT-2006 03:32:49	Dark	33.000	113	Mu Vel	2.6920	5000.0	66	24363	No
40	GOM_NL__2PRFIN20061028_033623_000000342052_00262_24364_3224.N1	28-OCT-2006 03:36:23	Dark	34.000	91	Kap Vel	2.4900	26000.	68	24364	No
41	GOM_NL__2PRFIN20061028_033913_000000322052_00262_24364_3225.N1	28-OCT-2006 03:39:13	Dark	31.500	29	Bet Car	1.6720	10200.	63	24364	No
42	GOM_NL__2PRFIN20061028_035135_000000352052_00262_24364_3226.N1	28-OCT-2006 03:51:35	Dark	34.500	9	Alp Eri	0.45300	24000.	69	24364	No

43	GOM_NL__2PRFIN20061028_035444_000000362052_00262_24364_3227.N1	28-OCT-2006 03:54:44	Straylight	35.500	157	The1Eri	2.9060	9300.0	71	24364	No
44	GOM_NL__2PRFIN20061028_040257_000000362052_00262_24364_3228.N1	28-OCT-2006 04:02:57	Straylight	36.000	52	16Bet Cet	2.0370	4500.0	72	24364	No
45	GOM_NL__2PRFIN20061028_041226_000000312052_00262_24364_3229.N1	28-OCT-2006 04:12:26	Bright	31.000	140	88Gam Peg	2.8340	26000.	62	24364	No
46	GOM_NL__2PRFIN20061028_041618_000000302052_00262_24364_3230.N1	28-OCT-2006 04:16:18	Bright	30.000	58	21Alp And	2.0730	11000.	60	24364	No
47	GOM_NL__2PRFIN20061028_041802_000000482052_00262_24364_3231.N1	28-OCT-2006 04:18:02	Bright	47.500	53	43Bet And	2.0480	3300.0	95	24364	No
48	GOM_NL__2PRFIN20061028_042351_000000312052_00262_24364_3232.N1	28-OCT-2006 04:23:51	Bright	31.000	68	18Alp Cas	2.2250	4500.0	62	24364	No
49	GOM_NL__2PRFIN20061028_042505_000000322052_00262_24364_3233.N1	28-OCT-2006 04:25:05	Bright	31.500	76	27Gam Cas	2.3000	30000.	63	24364	No
50	GOM_NL__2PRFIN20061028_043307_000000282052_00262_24364_3234.N1	28-OCT-2006 04:33:07	Bright	28.000	49	1Alp UMi	1.9900	6300.0	56	24364	No
51	GOM_NL__2PRFIN20061028_043646_000000312052_00262_24364_3235.N1	28-OCT-2006 04:36:46	Bright	31.000	60	7Bet UMi	2.0810	3950.0	62	24364	No
52	GOM_NL__2PRFIN20061028_044120_000000332052_00262_24364_3236.N1	28-OCT-2006 04:41:20	Bright	32.500	36	50Alp UMa	1.8000	6300.0	65	24364	No
53	GOM_NL__2PRFIN20061028_044243_000000302052_00262_24364_3237.N1	28-OCT-2006 04:42:43	Bright	30.000	32	77Eps UMa	1.7630	11000.	60	24364	No
54	GOM_NL__2PRFIN20061028_044631_000000332052_00262_24364_3238.N1	28-OCT-2006 04:46:31	Bright	33.000	174	52Psi UMa	3.0040	4400.0	66	24364	No
55	GOM_NL__2PRFIN20061028_045342_000000302052_00262_24364_3239.N1	28-OCT-2006 04:53:42	Bright	30.000	96	68Del Leo	2.5600	9300.0	60	24364	No
56	GOM_NL__2PRFIN20061028_045456_000000272052_00262_24364_3240.N1	28-OCT-2006 04:54:56	Bright	27.000	62	94Bet Leo	2.1360	9700.0	54	24364	No
57	GOM_NL__2PRFIN20061028_051325_000000362052_00262_24364_3241.N1	28-OCT-2006 05:13:25	Dark	35.500	113	Mu Vel	2.6920	5000.0	71	24364	No
58	GOM_NL__2PRFIN20061028_051700_000000332052_00263_24365_3224.N1	28-OCT-2006 05:17:00	Dark	32.500	91	Kap Vel	2.4900	26000.	65	24365	No
59	GOM_NL__2PRFIN20061028_051950_000000312052_00263_24365_3225.N1	28-OCT-2006 05:19:50	Dark	30.500	29	Bet Car	1.6720	10200.	61	24365	No
60	GOM_NL__2PRFIN20061028_053211_000000322052_00263_24365_3226.N1	28-OCT-2006 05:32:11	Dark	32.000	9	Alp Eri	0.45300	24000.	64	24365	No
61	GOM_NL__2PRFIN20061028_053520_000000342052_00263_24365_3227.N1	28-OCT-2006 05:35:20	Straylight	33.500	157	The1Eri	2.9060	9300.0	67	24365	No
62	GOM_NL__2PRFIN20061028_054333_000000392052_00263_24365_3228.N1	28-OCT-2006 05:43:33	Straylight	38.500	52	16Bet Cet	2.0370	4500.0	77	24365	No
63	GOM_NL__2PRFIN20061028_055302_000000312052_00263_24365_3229.N1	28-OCT-2006 05:53:02	Bright	30.500	140	88Gam Peg	2.8340	26000.	61	24365	No
64	GOM_NL__2PRFIN20061028_055654_000000312052_00263_24365_3230.N1	28-OCT-2006 05:56:54	Bright	30.500	58	21Alp And	2.0730	11000.	61	24365	No
65	GOM_NL__2PRFIN20061028_055837_000000342052_00263_24365_3231.N1	28-OCT-2006 05:58:37	Bright	33.500	53	43Bet And	2.0480	3300.0	67	24365	No
66	GOM_NL__2PRFIN20061028_060427_000000292052_00263_24365_3232.N1	28-OCT-2006 06:04:27	Bright	29.000	68	18Alp Cas	2.2250	4500.0	58	24365	No
67	GOM_NL__2PRFIN20061028_060541_000000472052_00263_24365_3233.N1	28-OCT-2006 06:05:41	Bright	47.000	76	27Gam Cas	2.3000	30000.	94	24365	No
68	GOM_NL__2PRFIN20061028_061343_000000302052_00263_24365_3234.N1	28-OCT-2006 06:13:43	Bright	29.500	49	1Alp UMi	1.9900	6300.0	59	24365	No
69	GOM_NL__2PRFIN20061028_061722_000000302052_00263_24365_3235.N1	28-OCT-2006 06:17:22	Bright	30.000	60	7Bet UMi	2.0810	3950.0	60	24365	No
70	GOM_NL__2PRFIN20061028_062155_000000322052_00263_24365_3236.N1	28-OCT-2006 06:21:55	Bright	32.000	36	50Alp UMa	1.8000	6300.0	64	24365	No
71	GOM_NL__2PRFIN20061028_062319_000000312052_00263_24365_3237.N1	28-OCT-2006 06:23:19	Bright	30.500	32	77Eps UMa	1.7630	11000.	61	24365	No
72	GOM_NL__2PRFIN20061028_062708_000000292052_00263_24365_3238.N1	28-OCT-2006 06:27:08	Bright	29.000	174	52Psi UMa	3.0040	4400.0	58	24365	No
73	GOM_NL__2PRFIN20061028_063419_000000322052_00263_24365_3239.N1	28-OCT-2006 06:34:19	Bright	31.500	96	68Del Leo	2.5600	9300.0	63	24365	No
74	GOM_NL__2PRFIN20061028_063531_000000282052_00263_24365_3240.N1	28-OCT-2006 06:35:31	Bright	28.000	62	94Bet Leo	2.1360	9700.0	56	24365	No
75	GOM_NL__2PRFIN20061028_065401_000000332052_00263_24365_3241.N1	28-OCT-2006 06:54:01	Dark	32.500	113	Mu Vel	2.6920	5000.0	65	24365	No
76	GOM_NL__2PRFIN20061028_065736_000000332052_00264_24366_3224.N1	28-OCT-2006 06:57:36	Dark	33.000	91	Kap Vel	2.4900	26000.	66	24366	No
77	GOM_NL__2PRFIN20061028_070026_000000342052_00264_24366_3225.N1	28-OCT-2006 07:00:26	Dark	33.500	29	Bet Car	1.6720	10200.	67	24366	No
78	GOM_NL__2PRFIN20061028_071123_000000312052_00264_24366_3226.N1	28-OCT-2006 07:11:23	Dark	31.000	143	Alp Hyi	2.8570	7200.0	62	24366	No
79	GOM_NL__2PRFIN20061028_071248_000000442052_00264_24366_3227.N1	28-OCT-2006 07:12:48	Dark	43.500	9	Alp Eri	0.45300	24000.	87	24366	No
80	GOM_NL__2PRFIN20061028_071557_000000362052_00264_24366_3228.N1	28-OCT-2006 07:15:57	Straylight	36.000	157	The1Eri	2.9060	9300.0	72	24366	No
81	GOM_NL__2PRFIN20061028_072409_000000332052_00264_24366_3229.N1	28-OCT-2006 07:24:09	Straylight	32.500	52	16Bet Cet	2.0370	4500.0	65	24366	No
82	GOM_NL__2PRFIN20061028_073338_000000302052_00264_24366_3230.N1	28-OCT-2006 07:33:38	Bright	29.500	140	88Gam Peg	2.8340	26000.	59	24366	No
83	GOM_NL__2PRFIN20061028_073730_000000302052_00264_24366_3231.N1	28-OCT-2006 07:37:30	Bright	30.000	58	21Alp And	2.0730	11000.	60	24366	No
84	GOM_NL__2PRFIN20061028_073913_000000312052_00264_24366_3232.N1	28-OCT-2006 07:39:13	Bright	31.000	53	43Bet And	2.0480	3300.0	62	24366	No
85	GOM_NL__2PRFIN20061028_074503_000000302052_00264_24366_3233.N1	28-OCT-2006 07:45:03	Bright	30.000	68	18Alp Cas	2.2250	4500.0	60	24366	No
86	GOM_NL__2PRFIN20061028_074617_000000342052_00264_24366_3234.N1	28-OCT-2006 07:46:17	Bright	34.000	76	27Gam Cas	2.3000	30000.	68	24366	No
87	GOM_NL__2PRFIN20061028_075419_000000282052_00264_24366_3235.N1	28-OCT-2006 07:54:19	Bright	27.500	49	1Alp UMi	1.9900	6300.0	55	24366	No
88	GOM_NL__2PRFIN20061028_075758_000000312052_00264_24366_3236.N1	28-OCT-2006 07:57:58	Bright	30.500	60	7Bet UMi	2.0810	3950.0	61	24366	No
89	GOM_NL__2PRFIN20061028_080232_000000322052_00264_24366_3237.N1	28-OCT-2006 08:02:32	Bright	31.500	36	50Alp UMa	1.8000	6300.0	63	24366	No
90	GOM_NL__2PRFIN20061028_080355_000000302052_00264_24366_3238.N1	28-OCT-2006 08:03:55	Bright	29.500	32	77Eps UMa	1.7630	11000.	59	24366	No
91	GOM_NL__2PRFIN20061028_080744_000000312052_00264_24366_3239.N1	28-OCT-2006 08:07:44	Bright	31.000	174	52Psi UMa	3.0040	4400.0	62	24366	No
92	GOM_NL__2PRFIN20061028_081455_000000312052_00264_24366_3240.N1	28-OCT-2006 08:14:55	Bright	31.000	96	68Del Leo	2.5600	9300.0	62	24366	No
93	GOM_NL__2PRFIN20061028_081608_000000282052_00264_24366_3241.N1	28-OCT-2006 08:16:08	Bright	27.500	62	94Bet Leo	2.1360	9700.0	55	24366	No
94	GOM_NL__2PRFIN20061028_083438_000000352052_00264_24366_3242.N1	28-OCT-2006 08:34:38	Dark	35.000	113	Mu Vel	2.6920	5000.0	70	24366	No
95	GOM_NL__2PRFIN20061028_083813_000000352052_00265_24367_3224.N1	28-OCT-2006 08:38:13	Dark	34.500	91	Kap Vel	2.4900	26000.	69	24367	No
96	GOM_NL__2PRFIN20061028_084102_000000342052_00265_24367_3225.N1	28-OCT-2006 08:41:02	Dark	33.500	29	Bet Car	1.6720	10200.	67	24367	No
97	GOM_NL__2PRFIN20061028_085200_000000312052_00265_24367_3226.N1	28-OCT-2006 08:52:00	Dark	30.500	143	Alp Hyi	2.8570	7200.0	61	24367	No
98	GOM_NL__2PRFIN20061028_085324_000000442052_00265_24367_3227.N1	28-OCT-2006 08:53:24	Dark	43.500	9	Alp Eri	0.45300	24000.	87	24367	No
99	GOM_NL__2PRFIN20061028_085633_000000352052_00265_24367_3228.N1	28-OCT-2006 08:56:33	Straylight	35.000	157	The1Eri	2.9060	9300.0	70	24367	No
100	GOM_NL__2PRFIN20061028_090446_000000382052_00265_24367_3229.N1	28-OCT-2006 09:04:46	Straylight	38.000	52	16Bet Cet	2.0370	4500.0	76	24367	No
101	GOM_NL__2PRFIN20061028_091414_000000302052_00265_24367_3230.N1	28-OCT-2006 09:14:14	Bright	29.500	140	88Gam Peg	2.8340	26000.	59	24367	No

102	GOM_NL__2PRFIN20061028_091807_000000312052_00265_24367_3231.N1	28-OCT-2006 09:18:07	Bright	30.500	58	21Alp And	2.0730	11000.	61	24367	No
103	GOM_NL__2PRFIN20061028_091949_000000312052_00265_24367_3232.N1	28-OCT-2006 09:19:49	Bright	31.000	53	43Bet And	2.0480	3300.0	62	24367	No
104	GOM_NL__2PRFIN20061028_092539_000000302052_00265_24367_3233.N1	28-OCT-2006 09:25:39	Bright	30.000	68	18Alp Cas	2.2250	4500.0	60	24367	No
105	GOM_NL__2PRFIN20061028_092653_000000302052_00265_24367_3234.N1	28-OCT-2006 09:26:53	Bright	29.500	76	27Gam Cas	2.3000	30000.	59	24367	No
106	GOM_NL__2PRFIN20061028_093455_000000302052_00265_24367_3235.N1	28-OCT-2006 09:34:55	Bright	29.500	49	1Alp UMi	1.9900	6300.0	59	24367	No
107	GOM_NL__2PRFIN20061028_093834_000000302052_00265_24367_3236.N1	28-OCT-2006 09:38:34	Bright	30.000	60	7Bet UMi	2.0810	3950.0	60	24367	No
108	GOM_NL__2PRFIN20061028_094307_000000322052_00265_24367_3237.N1	28-OCT-2006 09:43:07	Bright	32.000	36	50Alp UMa	1.8000	6300.0	64	24367	No
109	GOM_NL__2PRFIN20061028_094431_000000302052_00265_24367_3238.N1	28-OCT-2006 09:44:31	Bright	30.000	32	77Eps UMa	1.7630	11000.	60	24367	No
110	GOM_NL__2PRFIN20061028_094819_000000322052_00265_24367_3239.N1	28-OCT-2006 09:48:19	Bright	31.500	174	52Psi UMa	3.0040	4400.0	63	24367	No
111	GOM_NL__2PRFIN20061028_095531_000000302052_00265_24367_3240.N1	28-OCT-2006 09:55:31	Bright	29.500	96	68Del Leo	2.5600	9300.0	59	24367	No
112	GOM_NL__2PRFIN20061028_095644_000000282052_00265_24367_3241.N1	28-OCT-2006 09:56:44	Bright	27.500	62	94Bet Leo	2.1360	9700.0	55	24367	No
113	GOM_NL__2PRFIN20061028_101514_000000332052_00265_24367_3242.N1	28-OCT-2006 10:15:14	Dark	33.000	113	Mu Vel	2.6920	5000.0	66	24367	No
114	GOM_NL__2PRFIN20061028_101849_000000342052_00266_24368_3224.N1	28-OCT-2006 10:18:49	Dark	34.000	91	Kap Vel	2.4900	26000.	68	24368	No
115	GOM_NL__2PRFIN20061028_102138_000000312052_00266_24368_3225.N1	28-OCT-2006 10:21:38	Dark	31.000	29	Bet Car	1.6720	10200.	62	24368	No
116	GOM_NL__2PRFIN20061028_103236_000000332052_00266_24368_3226.N1	28-OCT-2006 10:32:36	Dark	32.500	143	Alp Hyi	2.8570	7200.0	65	24368	No
117	GOM_NL__2PRFIN20061028_103709_000000352052_00266_24368_3227.N1	28-OCT-2006 10:37:09	Straylight	35.000	157	The1Eri	2.9060	9300.0	70	24368	No
118	GOM_NL__2PRFIN20061028_104522_000000392052_00266_24368_3228.N1	28-OCT-2006 10:45:22	Straylight	38.500	52	16Bet Cet	2.0370	4500.0	77	24368	No
119	GOM_NL__2PRFIN20061028_105450_000000302052_00266_24368_3229.N1	28-OCT-2006 10:54:50	Bright	30.000	140	88Gam Peg	2.8340	26000.	60	24368	No
120	GOM_NL__2PRFIN20061028_105843_000000302052_00266_24368_3230.N1	28-OCT-2006 10:58:43	Bright	29.500	58	21Alp And	2.0730	11000.	59	24368	No
121	GOM_NL__2PRFIN20061028_110025_000000322052_00266_24368_3231.N1	28-OCT-2006 11:00:25	Bright	31.500	53	43Bet And	2.0480	3300.0	63	24368	No
122	GOM_NL__2PRFIN20061028_110615_000000312052_00266_24368_3232.N1	28-OCT-2006 11:06:15	Bright	31.000	68	18Alp Cas	2.2250	4500.0	62	24368	No
123	GOM_NL__2PRFIN20061028_110729_000000312052_00266_24368_3233.N1	28-OCT-2006 11:07:29	Bright	30.500	76	27Gam Cas	2.3000	30000.	61	24368	No
124	GOM_NL__2PRFIN20061028_111531_000000302052_00266_24368_3234.N1	28-OCT-2006 11:15:31	Bright	29.500	49	1Alp UMi	1.9900	6300.0	59	24368	No
125	GOM_NL__2PRFIN20061028_111911_000000312052_00266_24368_3235.N1	28-OCT-2006 11:19:11	Bright	30.500	60	7Bet UMi	2.0810	3950.0	61	24368	No
126	GOM_NL__2PRFIN20061028_112343_000000322052_00266_24368_3236.N1	28-OCT-2006 11:23:43	Bright	32.000	36	50Alp UMa	1.8000	6300.0	64	24368	No
127	GOM_NL__2PRFIN20061028_112507_000000322052_00266_24368_3237.N1	28-OCT-2006 11:25:07	Bright	32.000	32	77Eps UMa	1.7630	11000.	64	24368	No
128	GOM_NL__2PRFIN20061028_112855_000000322052_00266_24368_3238.N1	28-OCT-2006 11:28:55	Bright	31.500	174	52Psi UMa	3.0040	4400.0	63	24368	No
129	GOM_NL__2PRFIN20061028_113607_000000312052_00266_24368_3239.N1	28-OCT-2006 11:36:07	Bright	31.000	96	68Del Leo	2.5600	9300.0	62	24368	No
130	GOM_NL__2PRFIN20061028_113720_000000282052_00266_24368_3240.N1	28-OCT-2006 11:37:20	Bright	28.000	62	94Bet Leo	2.1360	9700.0	56	24368	No
131	GOM_NL__2PRFIN20061028_115550_000000332052_00266_24368_3241.N1	28-OCT-2006 11:55:50	Dark	33.000	113	Mu Vel	2.6920	5000.0	66	24368	No
132	GOM_NL__2PRFIN20061028_115926_000000332052_00267_24369_3224.N1	28-OCT-2006 11:59:26	Dark	33.000	91	Kap Vel	2.4900	26000.	66	24369	No
133	GOM_NL__2PRFIN20061028_120215_000000332052_00267_24369_3225.N1	28-OCT-2006 12:02:15	Dark	33.000	29	Bet Car	1.6720	10200.	66	24369	No
134	GOM_NL__2PRFIN20061028_121312_000000312052_00267_24369_3226.N1	28-OCT-2006 12:13:12	Dark	31.000	143	Alp Hyi	2.8570	7200.0	62	24369	No
135	GOM_NL__2PRFIN20061028_121745_000000352052_00267_24369_3227.N1	28-OCT-2006 12:17:45	Straylight	34.500	157	The1Eri	2.9060	9300.0	69	24369	No
136	GOM_NL__2PRFIN20061028_122558_000000352052_00267_24369_3228.N1	28-OCT-2006 12:25:58	Straylight	35.000	52	16Bet Cet	2.0370	4500.0	70	24369	No
137	GOM_NL__2PRFIN20061028_123527_000000302052_00267_24369_3229.N1	28-OCT-2006 12:35:27	Bright	29.500	140	88Gam Peg	2.8340	26000.	59	24369	No
138	GOM_NL__2PRFIN20061028_123918_000000312052_00267_24369_3230.N1	28-OCT-2006 12:39:18	Bright	30.500	58	21Alp And	2.0730	11000.	61	24369	No
139	GOM_NL__2PRFIN20061028_124100_000000342052_00267_24369_3231.N1	28-OCT-2006 12:41:00	Bright	34.000	53	43Bet And	2.0480	3300.0	68	24369	No
140	GOM_NL__2PRFIN20061028_124650_000000312052_00267_24369_3232.N1	28-OCT-2006 12:46:50	Bright	31.000	68	18Alp Cas	2.2250	4500.0	62	24369	No
141	GOM_NL__2PRFIN20061028_124804_000000302052_00267_24369_3233.N1	28-OCT-2006 12:48:04	Bright	30.000	76	27Gam Cas	2.3000	30000.	60	24369	No
142	GOM_NL__2PRFIN20061028_125607_000000302052_00267_24369_3234.N1	28-OCT-2006 12:56:07	Bright	29.500	49	1Alp UMi	1.9900	6300.0	59	24369	No
143	GOM_NL__2PRFIN20061028_125947_000000312052_00267_24369_3235.N1	28-OCT-2006 12:59:47	Bright	30.500	60	7Bet UMi	2.0810	3950.0	61	24369	No
144	GOM_NL__2PRFIN20061028_130419_000000272052_00267_24369_3236.N1	28-OCT-2006 13:04:19	Bright	27.000	36	50Alp UMa	1.8000	6300.0	54	24369	No
145	GOM_NL__2PRFIN20061028_130543_000000302052_00267_24369_3237.N1	28-OCT-2006 13:05:43	Bright	30.000	32	77Eps UMa	1.7630	11000.	60	24369	No
146	GOM_NL__2PRFIN20061028_130931_000000322052_00267_24369_3238.N1	28-OCT-2006 13:09:31	Bright	32.000	174	52Psi UMa	3.0040	4400.0	64	24369	No
147	GOM_NL__2PRFIN20061028_131643_000000312052_00267_24369_3239.N1	28-OCT-2006 13:16:43	Bright	30.500	96	68Del Leo	2.5600	9300.0	61	24369	No
148	GOM_NL__2PRFIN20061028_131756_000000292052_00267_24369_3240.N1	28-OCT-2006 13:17:56	Bright	28.500	62	94Bet Leo	2.1360	9700.0	57	24369	No
149	GOM_NL__2PRFIN20061028_133626_000000372052_00267_24369_3241.N1	28-OCT-2006 13:36:26	Dark	36.500	113	Mu Vel	2.6920	5000.0	73	24369	No
150	GOM_NL__2PRFIN20061028_134002_000000332052_00268_24370_3224.N1	28-OCT-2006 13:40:02	Dark	32.500	91	Kap Vel	2.4900	26000.	65	24370	No
151	GOM_NL__2PRFIN20061028_134251_000000332052_00268_24370_3225.N1	28-OCT-2006 13:42:51	Dark	32.500	29	Bet Car	1.6720	10200.	65	24370	No
152	GOM_NL__2PRFIN20061028_135348_000000322052_00268_24370_3226.N1	28-OCT-2006 13:53:48	Dark	31.500	143	Alp Hyi	2.8570	7200.0	63	24370	No
153	GOM_NL__2PRFIN20061028_135822_000000362052_00268_24370_3227.N1	28-OCT-2006 13:58:22	Straylight	35.500	157	The1Eri	2.9060	9300.0	71	24370	No
154	GOM_NL__2PRFIN20061028_140634_000000382052_00268_24370_3228.N1	28-OCT-2006 14:06:34	Straylight	38.000	52	16Bet Cet	2.0370	4500.0	76	24370	No
155	GOM_NL__2PRFIN20061028_141602_000000292052_00268_24370_3229.N1	28-OCT-2006 14:16:02	Bright	29.000	140	88Gam Peg	2.8340	26000.	58	24370	No
156	GOM_NL__2PRFIN20061028_141954_000000312052_00268_24370_3230.N1	28-OCT-2006 14:19:54	Bright	31.000	58	21Alp And	2.0730	11000.	62	24370	No
157	GOM_NL__2PRFIN20061028_142136_000000322052_00268_24370_3231.N1	28-OCT-2006 14:21:36	Bright	31.500	53	43Bet And	2.0480	3300.0	63	24370	No
158	GOM_NL__2PRFIN20061028_142726_000000302052_00268_24370_3232.N1	28-OCT-2006 14:27:26	Bright	30.000	68	18Alp Cas	2.2250	4500.0	60	24370	No
159	GOM_NL__2PRFIN20061028_142840_000000302052_00268_24370_3233.N1	28-OCT-2006 14:28:40	Bright	30.000	76	27Gam Cas	2.3000	30000.	60	24370	No
160	GOM_NL__2PRFIN20061028_143643_000000312052_00268_24370_3234.N1	28-OCT-2006 14:36:43	Bright	30.500	49	1Alp UMi	1.9900	6300.0	61	24370	No

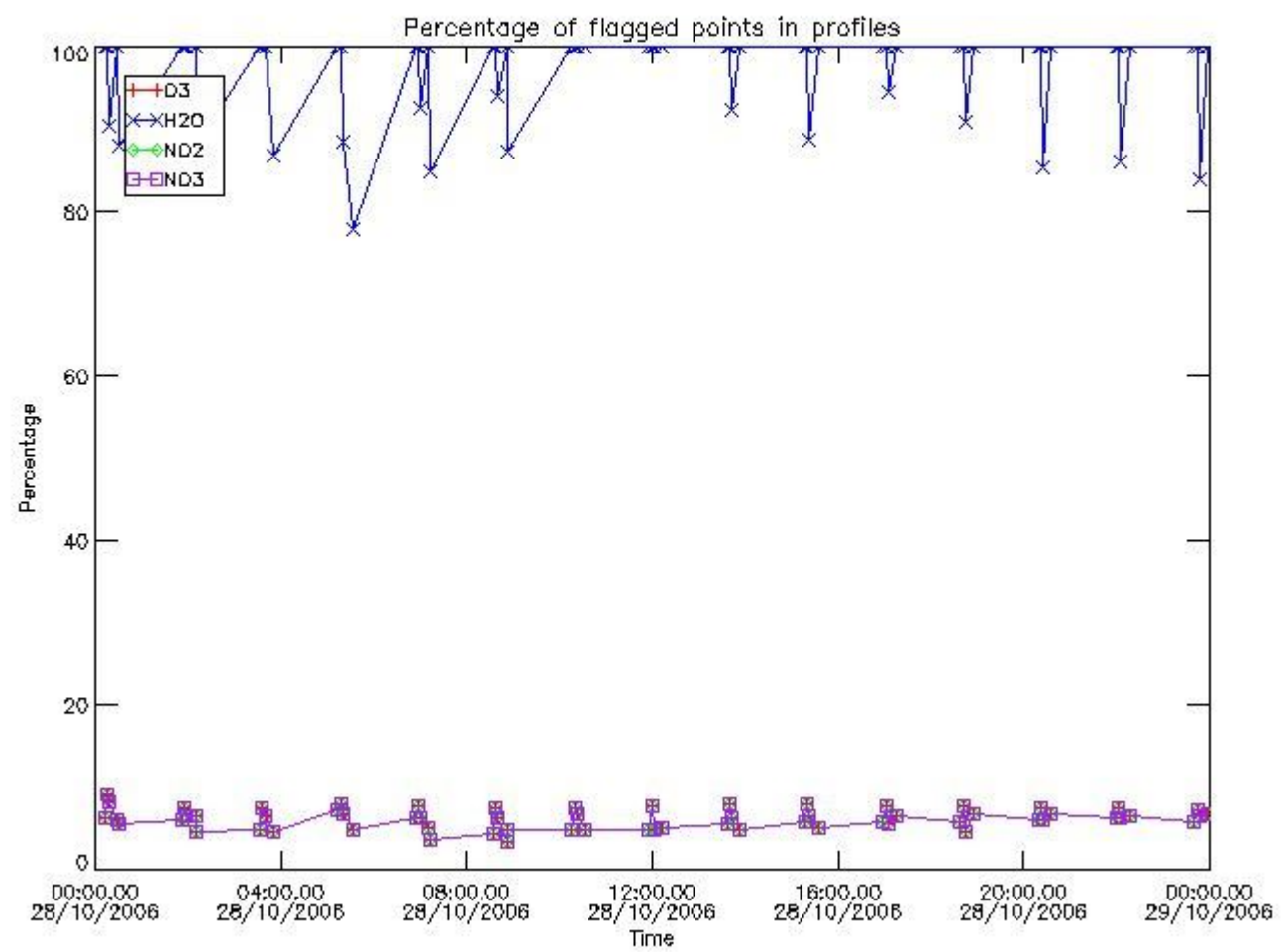
161	GOM_NL__2PRFIN20061028_144023_000000292052_00268_24370_3235.N1	28-OCT-2006 14:40:23	Bright	29.000	60	7Bet UMi	2.0810	3950.0	58	24370	No
162	GOM_NL__2PRFIN20061028_144455_000000332052_00268_24370_3236.N1	28-OCT-2006 14:44:55	Bright	32.500	36	50Alp UMa	1.8000	6300.0	65	24370	No
163	GOM_NL__2PRFIN20061028_144619_000000462052_00268_24370_3237.N1	28-OCT-2006 14:46:19	Bright	46.000	32	77Eps UMa	1.7630	11000.	92	24370	No
164	GOM_NL__2PRFIN20061028_145007_000000322052_00268_24370_3238.N1	28-OCT-2006 14:50:07	Bright	32.000	174	52Psi UMa	3.0040	4400.0	64	24370	No
165	GOM_NL__2PRFIN20061028_145719_000000322052_00268_24370_3239.N1	28-OCT-2006 14:57:19	Bright	31.500	96	68Del Leo	2.5600	9300.0	63	24370	No
166	GOM_NL__2PRFIN20061028_145832_000000292052_00268_24370_3240.N1	28-OCT-2006 14:58:32	Bright	28.500	62	94Bet Leo	2.1360	9700.0	57	24370	No
167	GOM_NL__2PRFIN20061028_151703_000000352052_00268_24370_3241.N1	28-OCT-2006 15:17:03	Dark	35.000	113	Mu Vel	2.6920	5000.0	70	24370	No
168	GOM_NL__2PRFIN20061028_152039_000000332052_00269_24371_3224.N1	28-OCT-2006 15:20:39	Dark	32.500	91	Kap Vel	2.4900	26000.	65	24371	No
169	GOM_NL__2PRFIN20061028_152327_000000322052_00269_24371_3225.N1	28-OCT-2006 15:23:27	Dark	31.500	29	Bet Car	1.6720	10200.	63	24371	No
170	GOM_NL__2PRFIN20061028_153424_000000312052_00269_24371_3226.N1	28-OCT-2006 15:34:24	Dark	30.500	143	Alp Hyi	2.8570	7200.0	61	24371	No
171	GOM_NL__2PRFIN20061028_153858_000000352052_00269_24371_3227.N1	28-OCT-2006 15:38:58	Straylight	35.000	157	The1Eri	2.9060	9300.0	70	24371	No
172	GOM_NL__2PRFIN20061028_154710_000000392052_00269_24371_3228.N1	28-OCT-2006 15:47:10	Straylight	38.500	52	16Bet Cet	2.0370	4500.0	77	24371	No
173	GOM_NL__2PRFIN20061028_155639_000000302052_00269_24371_3229.N1	28-OCT-2006 15:56:39	Bright	30.000	140	88Gam Peg	2.8340	26000.	60	24371	No
174	GOM_NL__2PRFIN20061028_160031_000000312052_00269_24371_3230.N1	28-OCT-2006 16:00:31	Bright	31.000	58	21Alp And	2.0730	11000.	62	24371	No
175	GOM_NL__2PRFIN20061028_160212_000000322052_00269_24371_3231.N1	28-OCT-2006 16:02:12	Bright	32.000	53	43Bet And	2.0480	3300.0	64	24371	No
176	GOM_NL__2PRFIN20061028_160802_000000322052_00269_24371_3232.N1	28-OCT-2006 16:08:02	Bright	32.000	68	18Alp Cas	2.2250	4500.0	64	24371	No
177	GOM_NL__2PRFIN20061028_160916_000000312052_00269_24371_3233.N1	28-OCT-2006 16:09:16	Bright	30.500	76	27Gam Cas	2.3000	30000.	61	24371	No
178	GOM_NL__2PRFIN20061028_161719_000000302052_00269_24371_3234.N1	28-OCT-2006 16:17:19	Bright	29.500	49	1Alp UMi	1.9900	6300.0	59	24371	No
179	GOM_NL__2PRFIN20061028_162059_000000312052_00269_24371_3235.N1	28-OCT-2006 16:20:59	Bright	30.500	60	7Bet UMi	2.0810	3950.0	61	24371	No
180	GOM_NL__2PRFIN20061028_162531_000000322052_00269_24371_3236.N1	28-OCT-2006 16:25:31	Bright	32.000	36	50Alp UMa	1.8000	6300.0	64	24371	No
181	GOM_NL__2PRFIN20061028_162655_000000282052_00269_24371_3237.N1	28-OCT-2006 16:26:55	Bright	28.000	32	77Eps UMa	1.7630	11000.	56	24371	No
182	GOM_NL__2PRFIN20061028_163043_000000342052_00269_24371_3238.N1	28-OCT-2006 16:30:43	Bright	33.500	174	52Psi UMa	3.0040	4400.0	67	24371	No
183	GOM_NL__2PRFIN20061028_163755_000000312052_00269_24371_3239.N1	28-OCT-2006 16:37:55	Bright	30.500	96	68Del Leo	2.5600	9300.0	61	24371	No
184	GOM_NL__2PRFIN20061028_163908_000000292052_00269_24371_3240.N1	28-OCT-2006 16:39:08	Bright	28.500	62	94Bet Leo	2.1360	9700.0	57	24371	No
185	GOM_NL__2PRFIN20061028_165739_000000362052_00269_24371_3241.N1	28-OCT-2006 16:57:39	Dark	35.500	113	Mu Vel	2.6920	5000.0	71	24371	No
186	GOM_NL__2PRFIN20061028_170115_000000342052_00270_24372_3224.N1	28-OCT-2006 17:01:15	Dark	33.500	91	Kap Vel	2.4900	26000.	67	24372	No
187	GOM_NL__2PRFIN20061028_170403_000000372052_00270_24372_3225.N1	28-OCT-2006 17:04:03	Dark	36.500	29	Bet Car	1.6720	10200.	73	24372	No
188	GOM_NL__2PRFIN20061028_171500_000000322052_00270_24372_3226.N1	28-OCT-2006 17:15:00	Dark	31.500	143	Alp Hyi	2.8570	7200.0	63	24372	No
189	GOM_NL__2PRFIN20061028_171935_000000382052_00270_24372_3227.N1	28-OCT-2006 17:19:35	Straylight	37.500	157	The1Eri	2.9060	9300.0	75	24372	No
190	GOM_NL__2PRFIN20061028_172746_000000382052_00270_24372_3228.N1	28-OCT-2006 17:27:46	Straylight	37.500	52	16Bet Cet	2.0370	4500.0	75	24372	No
191	GOM_NL__2PRFIN20061028_173715_000000312052_00270_24372_3229.N1	28-OCT-2006 17:37:15	Bright	31.000	140	88Gam Peg	2.8340	26000.	62	24372	No
192	GOM_NL__2PRFIN20061028_174107_000000312052_00270_24372_3230.N1	28-OCT-2006 17:41:07	Bright	31.000	58	21Alp And	2.0730	11000.	62	24372	No
193	GOM_NL__2PRFIN20061028_174248_000000312052_00270_24372_3231.N1	28-OCT-2006 17:42:48	Bright	31.000	53	43Bet And	2.0480	3300.0	62	24372	No
194	GOM_NL__2PRFIN20061028_174838_000000332052_00270_24372_3232.N1	28-OCT-2006 17:48:38	Bright	32.500	68	18Alp Cas	2.2250	4500.0	65	24372	No
195	GOM_NL__2PRFIN20061028_174952_000000292052_00270_24372_3233.N1	28-OCT-2006 17:49:52	Bright	29.000	76	27Gam Cas	2.3000	30000.	58	24372	No
196	GOM_NL__2PRFIN20061028_175755_000000312052_00270_24372_3234.N1	28-OCT-2006 17:57:55	Bright	30.500	49	1Alp UMi	1.9900	6300.0	61	24372	No
197	GOM_NL__2PRFIN20061028_180135_000000322052_00270_24372_3235.N1	28-OCT-2006 18:01:35	Bright	31.500	60	7Bet UMi	2.0810	3950.0	63	24372	No
198	GOM_NL__2PRFIN20061028_180607_000000332052_00270_24372_3236.N1	28-OCT-2006 18:06:07	Bright	32.500	36	50Alp UMa	1.8000	6300.0	65	24372	No
199	GOM_NL__2PRFIN20061028_180731_000000292052_00270_24372_3237.N1	28-OCT-2006 18:07:31	Bright	28.500	32	77Eps UMa	1.7630	11000.	57	24372	No
200	GOM_NL__2PRFIN20061028_181119_000000492052_00270_24372_3238.N1	28-OCT-2006 18:11:19	Bright	49.000	174	52Psi UMa	3.0040	4400.0	98	24372	No
201	GOM_NL__2PRFIN20061028_181831_000000312052_00270_24372_3239.N1	28-OCT-2006 18:18:31	Bright	30.500	96	68Del Leo	2.5600	9300.0	61	24372	No
202	GOM_NL__2PRFIN20061028_181945_000000282052_00270_24372_3240.N1	28-OCT-2006 18:19:45	Bright	28.000	62	94Bet Leo	2.1360	9700.0	56	24372	No
203	GOM_NL__2PRFIN20061028_183815_000000352052_00270_24372_3241.N1	28-OCT-2006 18:38:15	Dark	35.000	113	Mu Vel	2.6920	5000.0	70	24372	No
204	GOM_NL__2PRFIN20061028_184152_000000332052_00271_24373_3224.N1	28-OCT-2006 18:41:52	Dark	33.000	91	Kap Vel	2.4900	26000.	66	24373	No
205	GOM_NL__2PRFIN20061028_184440_000000342052_00271_24373_3225.N1	28-OCT-2006 18:44:40	Dark	33.500	29	Bet Car	1.6720	10200.	67	24373	No
206	GOM_NL__2PRFIN20061028_185537_000000312052_00271_24373_3226.N1	28-OCT-2006 18:55:37	Dark	30.500	143	Alp Hyi	2.8570	7200.0	61	24373	No
207	GOM_NL__2PRFIN20061028_190011_000000382052_00271_24373_3227.N1	28-OCT-2006 19:00:11	Straylight	38.000	157	The1Eri	2.9060	9300.0	76	24373	No
208	GOM_NL__2PRFIN20061028_190822_000000392052_00271_24373_3228.N1	28-OCT-2006 19:08:22	Straylight	38.500	52	16Bet Cet	2.0370	4500.0	77	24373	No
209	GOM_NL__2PRFIN20061028_191751_000000302052_00271_24373_3229.N1	28-OCT-2006 19:17:51	Bright	29.500	140	88Gam Peg	2.8340	26000.	59	24373	No
210	GOM_NL__2PRFIN20061028_192143_000000312052_00271_24373_3230.N1	28-OCT-2006 19:21:43	Bright	31.000	58	21Alp And	2.0730	11000.	62	24373	No
211	GOM_NL__2PRFIN20061028_192324_000000332052_00271_24373_3231.N1	28-OCT-2006 19:23:24	Bright	32.500	53	43Bet And	2.0480	3300.0	65	24373	No
212	GOM_NL__2PRFIN20061028_192914_000000312052_00271_24373_3232.N1	28-OCT-2006 19:29:14	Bright	30.500	68	18Alp Cas	2.2250	4500.0	61	24373	No
213	GOM_NL__2PRFIN20061028_193028_000000312052_00271_24373_3233.N1	28-OCT-2006 19:30:28	Bright	30.500	76	27Gam Cas	2.3000	30000.	61	24373	No
214	GOM_NL__2PRFIN20061028_193831_000000302052_00271_24373_3234.N1	28-OCT-2006 19:38:31	Bright	29.500	49	1Alp UMi	1.9900	6300.0	59	24373	No
215	GOM_NL__2PRFIN20061028_194211_000000312052_00271_24373_3235.N1	28-OCT-2006 19:42:11	Bright	30.500	60	7Bet UMi	2.0810	3950.0	61	24373	No
216	GOM_NL__2PRFIN20061028_194643_000000342052_00271_24373_3236.N1	28-OCT-2006 19:46:43	Bright	33.500	36	50Alp UMa	1.8000	6300.0	67	24373	No
217	GOM_NL__2PRFIN20061028_194807_000000312052_00271_24373_3237.N1	28-OCT-2006 19:48:07	Bright	30.500	32	77Eps UMa	1.7630	11000.	61	24373	No
218	GOM_NL__2PRFIN20061028_195155_000000342052_00271_24373_3238.N1	28-OCT-2006 19:51:55	Bright	34.000	174	52Psi UMa	3.0040	4400.0	68	24373	No
219	GOM_NL__2PRFIN20061028_195908_000000312052_00271_24373_3239.N1	28-OCT-2006 19:59:08	Bright	31.000	96	68Del Leo	2.5600	9300.0	62	24373	No

220	GOM_NL__2PRFIN20061028_200021_000000292052_00271_24373_3240.N1	28-OCT-2006 20:00:21	Bright	28.500	62	94Bet Leo	2.1360	9700.0	57	24373	No
221	GOM_NL__2PRFIN20061028_201851_000000352052_00271_24373_3241.N1	28-OCT-2006 20:18:51	Dark	34.500	113	Mu Vel	2.6920	5000.0	69	24373	No
222	GOM_NL__2PRFIN20061028_202228_000000342052_00272_24374_3224.N1	28-OCT-2006 20:22:28	Dark	34.000	91	Kap Vel	2.4900	26000.	68	24374	No
223	GOM_NL__2PRFIN20061028_202516_000000352052_00272_24374_3225.N1	28-OCT-2006 20:25:16	Dark	34.500	29	Bet Car	1.6720	10200.	69	24374	No
224	GOM_NL__2PRFIN20061028_203613_000000312052_00272_24374_3226.N1	28-OCT-2006 20:36:13	Dark	31.000	143	Alp Hyi	2.8570	7200.0	62	24374	No
225	GOM_NL__2PRFIN20061028_204047_000000362052_00272_24374_3227.N1	28-OCT-2006 20:40:47	Straylight	35.500	157	The1Eri	2.9060	9300.0	71	24374	No
226	GOM_NL__2PRFIN20061028_204858_000000382052_00272_24374_3228.N1	28-OCT-2006 20:48:58	Straylight	37.500	52	16Bet Cet	2.0370	4500.0	75	24374	No
227	GOM_NL__2PRFIN20061028_205827_000000312052_00272_24374_3229.N1	28-OCT-2006 20:58:27	Bright	31.000	140	88Gam Peg	2.8340	26000.	62	24374	No
228	GOM_NL__2PRFIN20061028_210219_000000312052_00272_24374_3230.N1	28-OCT-2006 21:02:19	Bright	30.500	58	21Alp And	2.0730	11000.	61	24374	No
229	GOM_NL__2PRFIN20061028_210400_000000322052_00272_24374_3231.N1	28-OCT-2006 21:04:00	Bright	31.500	53	43Bet And	2.0480	3300.0	63	24374	No
230	GOM_NL__2PRFIN20061028_210950_000000292052_00272_24374_3232.N1	28-OCT-2006 21:09:50	Bright	29.000	68	18Alp Cas	2.2250	4500.0	58	24374	No
231	GOM_NL__2PRFIN20061028_211104_000000302052_00272_24374_3233.N1	28-OCT-2006 21:11:04	Bright	30.000	76	27Gam Cas	2.3000	30000.	60	24374	No
232	GOM_NL__2PRFIN20061028_211906_000000282052_00272_24374_3234.N1	28-OCT-2006 21:19:06	Bright	28.000	49	1Alp UMi	1.9900	6300.0	56	24374	No
233	GOM_NL__2PRFIN20061028_212247_000000312052_00272_24374_3235.N1	28-OCT-2006 21:22:47	Bright	30.500	60	7Bet UMi	2.0810	3950.0	61	24374	No
234	GOM_NL__2PRFIN20061028_212718_000000322052_00272_24374_3236.N1	28-OCT-2006 21:27:18	Bright	32.000	36	50Alp UMa	1.8000	6300.0	64	24374	No
235	GOM_NL__2PRFIN20061028_212843_000000292052_00272_24374_3237.N1	28-OCT-2006 21:28:43	Bright	28.500	32	77Eps UMa	1.7630	11000.	57	24374	No
236	GOM_NL__2PRFIN20061028_213231_000000312052_00272_24374_3238.N1	28-OCT-2006 21:32:31	Bright	31.000	174	52Psi UMa	3.0040	4400.0	62	24374	No
237	GOM_NL__2PRFIN20061028_213944_000000312052_00272_24374_3239.N1	28-OCT-2006 21:39:44	Bright	31.000	96	68Del Leo	2.5600	9300.0	62	24374	No
238	GOM_NL__2PRFIN20061028_214057_000000292052_00272_24374_3240.N1	28-OCT-2006 21:40:57	Bright	28.500	62	94Bet Leo	2.1360	9700.0	57	24374	No
239	GOM_NL__2PRFIN20061028_215928_000000332052_00272_24374_3241.N1	28-OCT-2006 21:59:28	Dark	33.000	113	Mu Vel	2.6920	5000.0	66	24374	No
240	GOM_NL__2PRFIN20061028_220305_000000342052_00273_24375_3284.N1	28-OCT-2006 22:03:05	Dark	34.000	91	Kap Vel	2.4900	26000.	68	24375	No
241	GOM_NL__2PRFIN20061028_220552_000000332052_00273_24375_3285.N1	28-OCT-2006 22:05:52	Dark	32.500	29	Bet Car	1.6720	10200.	65	24375	No
242	GOM_NL__2PRFIN20061028_221649_000000322052_00273_24375_3286.N1	28-OCT-2006 22:16:49	Dark	32.000	143	Alp Hyi	2.8570	7200.0	64	24375	No
243	GOM_NL__2PRFIN20061028_222123_000000352052_00273_24375_3287.N1	28-OCT-2006 22:21:23	Straylight	34.500	157	The1Eri	2.9060	9300.0	69	24375	No
244	GOM_NL__2PRFIN20061028_222934_000000392052_00273_24375_3288.N1	28-OCT-2006 22:29:34	Straylight	38.500	52	16Bet Cet	2.0370	4500.0	77	24375	No
245	GOM_NL__2PRFIN20061028_223903_000000312052_00273_24375_3289.N1	28-OCT-2006 22:39:03	Bright	31.000	140	88Gam Peg	2.8340	26000.	62	24375	No
246	GOM_NL__2PRFIN20061028_224255_000000312052_00273_24375_3290.N1	28-OCT-2006 22:42:55	Bright	30.500	58	21Alp And	2.0730	11000.	61	24375	No
247	GOM_NL__2PRFIN20061028_224436_000000322052_00273_24375_3291.N1	28-OCT-2006 22:44:36	Bright	31.500	53	43Bet And	2.0480	3300.0	63	24375	No
248	GOM_NL__2PRFIN20061028_225026_000000302052_00273_24375_3292.N1	28-OCT-2006 22:50:26	Bright	30.000	68	18Alp Cas	2.2250	4500.0	60	24375	No
249	GOM_NL__2PRFIN20061028_225139_000000312052_00273_24375_3293.N1	28-OCT-2006 22:51:39	Bright	30.500	76	27Gam Cas	2.3000	30000.	61	24375	No
250	GOM_NL__2PRFIN20061028_225942_000000312052_00273_24375_3294.N1	28-OCT-2006 22:59:42	Bright	30.500	49	1Alp UMi	1.9900	6300.0	61	24375	No
251	GOM_NL__2PRFIN20061028_230323_000000312052_00273_24375_3295.N1	28-OCT-2006 23:03:23	Bright	31.000	60	7Bet UMi	2.0810	3950.0	62	24375	No
252	GOM_NL__2PRFIN20061028_230754_000000342052_00273_24375_3296.N1	28-OCT-2006 23:07:54	Bright	33.500	36	50Alp UMa	1.8000	6300.0	67	24375	No
253	GOM_NL__2PRFIN20061028_230919_000000312052_00273_24375_3297.N1	28-OCT-2006 23:09:19	Bright	30.500	32	77Eps UMa	1.7630	11000.	61	24375	No
254	GOM_NL__2PRFIN20061028_231307_000000332052_00273_24375_3298.N1	28-OCT-2006 23:13:07	Bright	32.500	174	52Psi UMa	3.0040	4400.0	65	24375	No
255	GOM_NL__2PRFIN20061028_232020_000000322052_00273_24375_3299.N1	28-OCT-2006 23:20:20	Bright	32.000	96	68Del Leo	2.5600	9300.0	64	24375	No
256	GOM_NL__2PRFIN20061028_232133_000000292052_00273_24375_3300.N1	28-OCT-2006 23:21:33	Bright	28.500	62	94Bet Leo	2.1360	9700.0	57	24375	No
257	GOM_NL__2PRFIN20061028_234004_000000352052_00273_24375_3301.N1	28-OCT-2006 23:40:04	Dark	35.000	113	Mu Vel	2.6920	5000.0	70	24375	No
258	GOM_NL__2PRFIN20061028_234341_000000362052_00274_24376_3284.N1	28-OCT-2006 23:43:41	Dark	35.500	91	Kap Vel	2.4900	26000.	71	24376	No
259	GOM_NL__2PRFIN20061028_234628_000000322052_00274_24376_3285.N1	28-OCT-2006 23:46:28	Dark	31.500	29	Bet Car	1.6720	10200.	63	24376	No
260	GOM_NL__2PRFIN20061028_235725_000000312052_00274_24376_3286.N1	28-OCT-2006 23:57:25	Dark	31.000	143	Alp Hyi	2.8570	7200.0	62	24376	No

3. Quality information per product

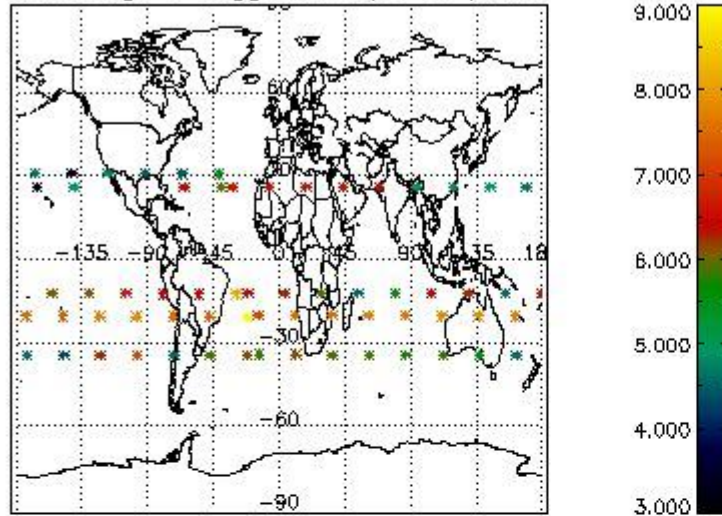
In this section it is plotted some information contained in the Quality Summary data set of the level 2 products. Only products in dark limb conditions and without errors (error flag in the MPH set to "0") are used.

3.1 Plot quality information per product (time dependant)

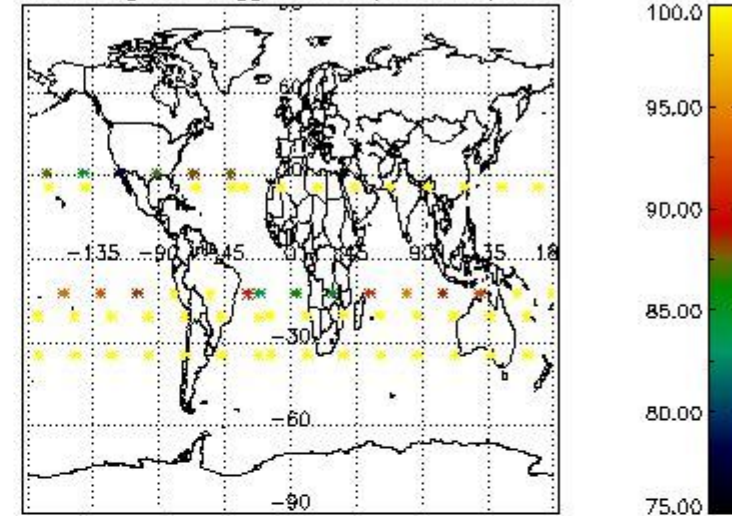


3.2 Plot quality information per product (world map)

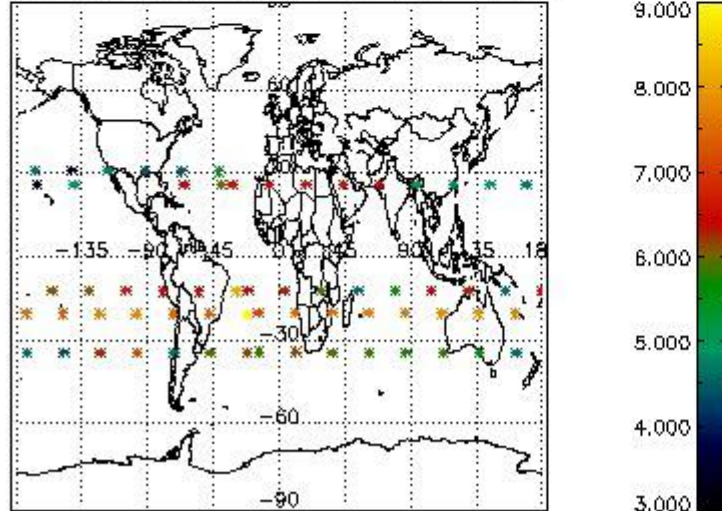
Percentage of flagged data per O3 profile



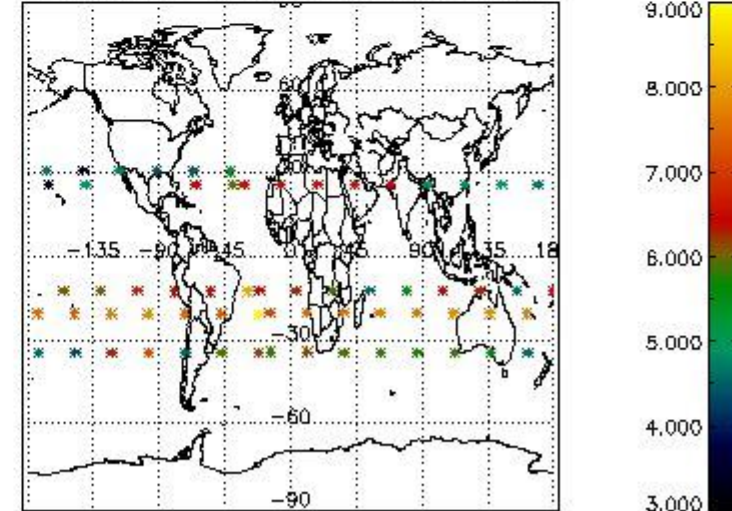
Percentage of flagged data per H2O profile



Percentage of flagged data per NO2 profile



Percentage of flagged data per NO3 profile

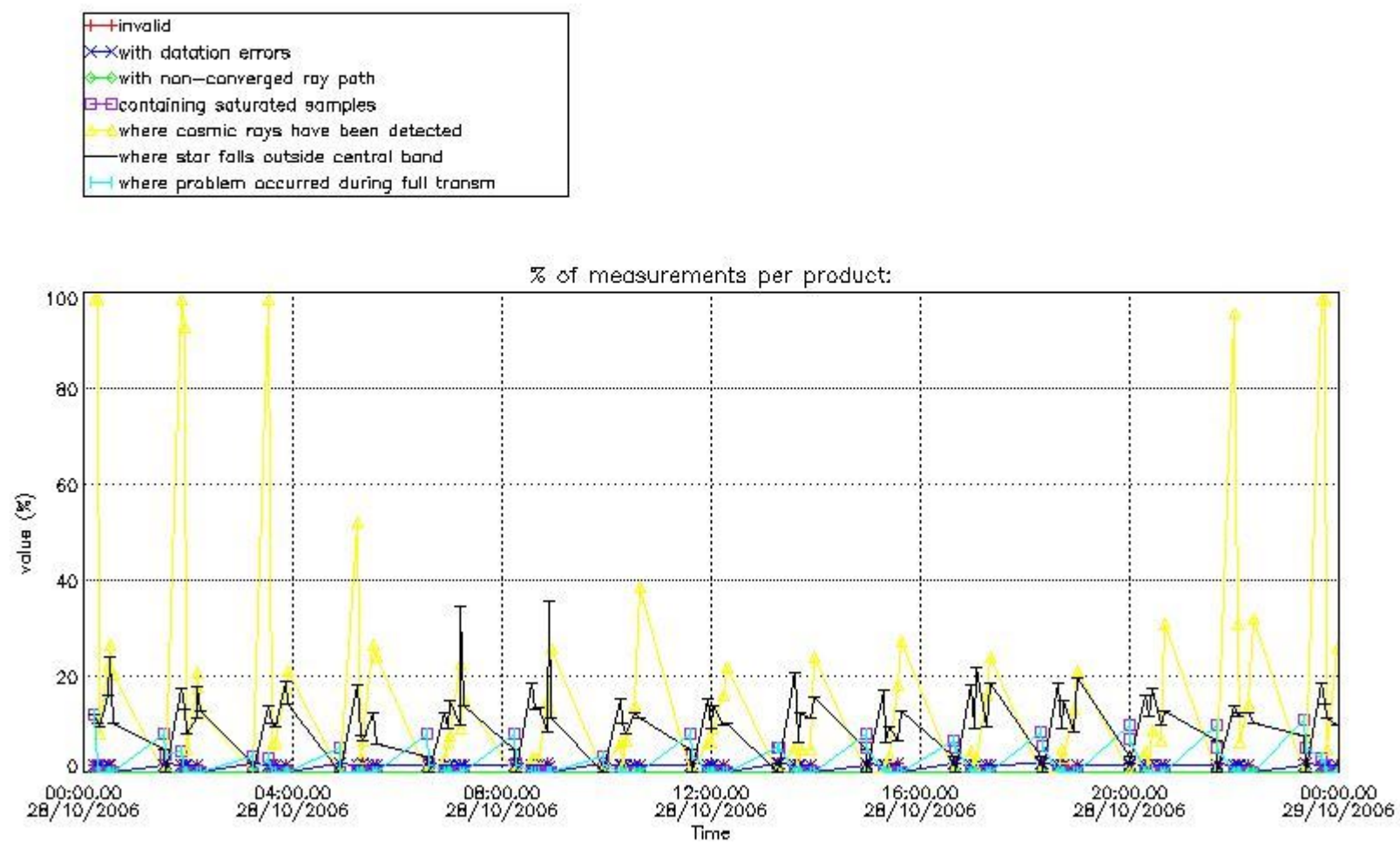


4. Level 1 quality information per product

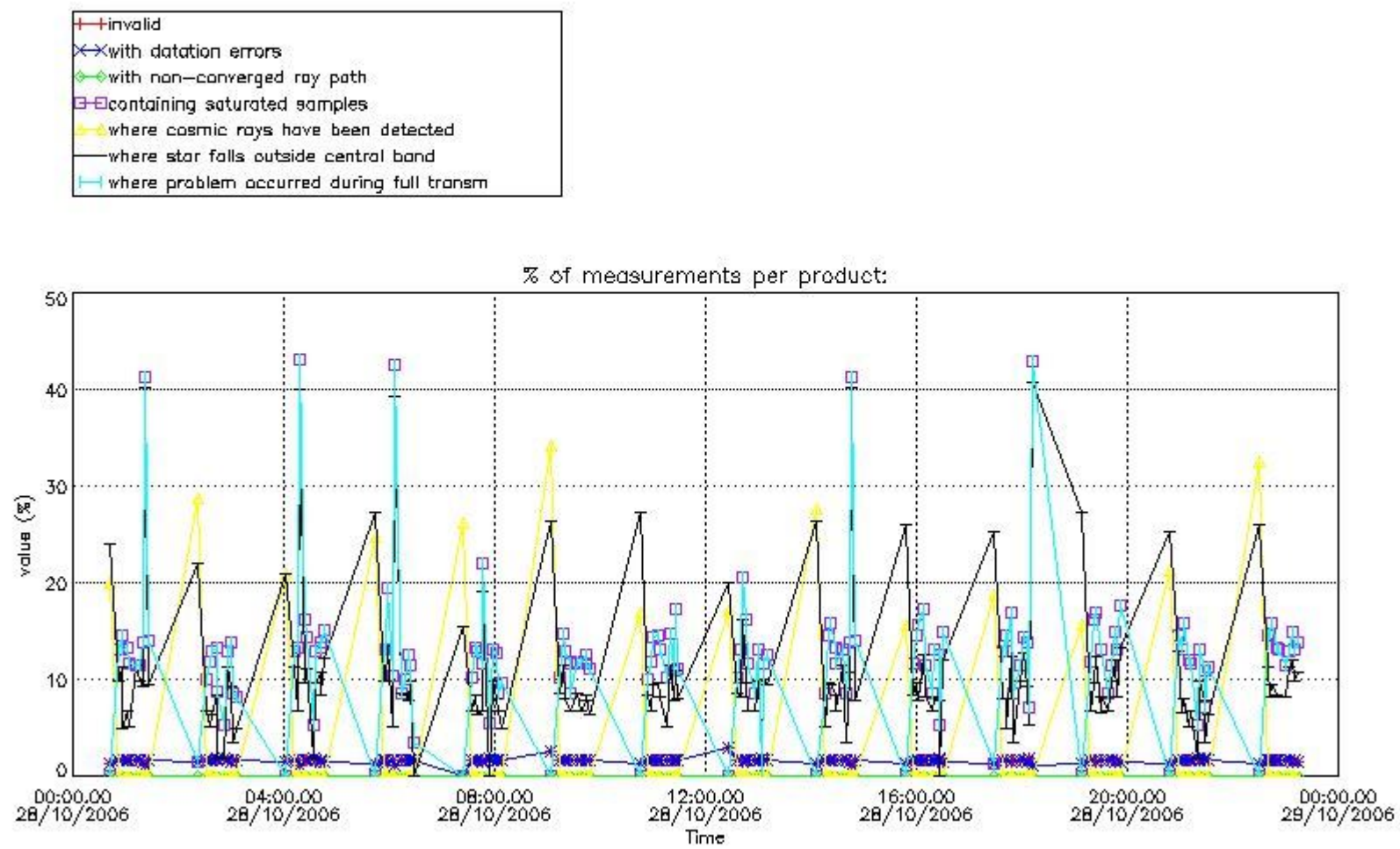
In this section it is plotted some information contained in the Quality Summary data set of the level 2 products that comes from the level 1b processing. Products without errors (error flag in the MPH set to "0") are used.

4.1 Plot quality information per product (time dependant) coming from level 1b processing

4.1.1 Plot level 1 quality information per product (time dependant): ENVISAT ASCENDING passes



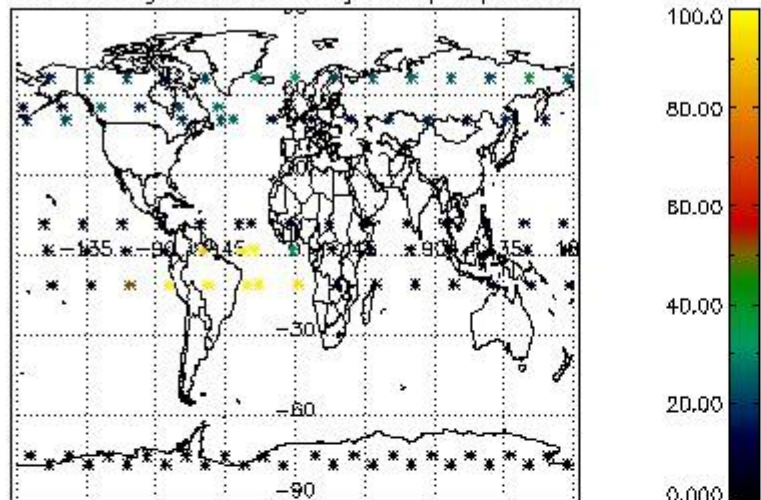
4.1.2 Plot level 1 quality information per product (time dependant): ENVI SAT DESCENDING passes



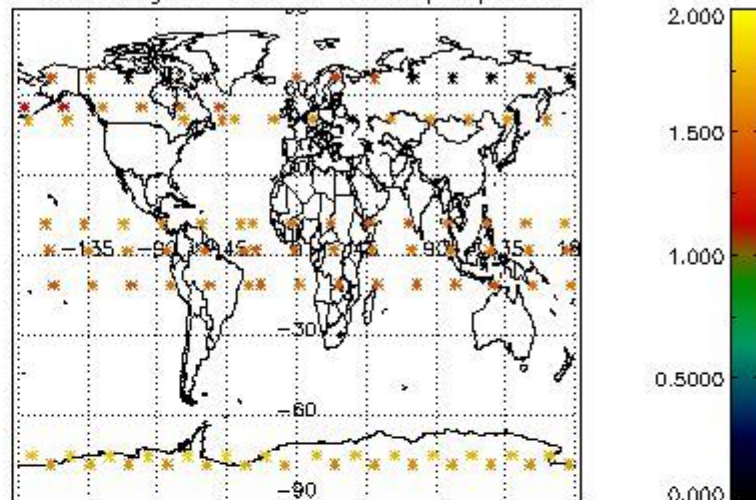
4.2 Plot quality information per product coming from level 1b processing (world map)

4.2.1 Plot level 1 quality information per product (world map): ENVISAT ASCENDING passes

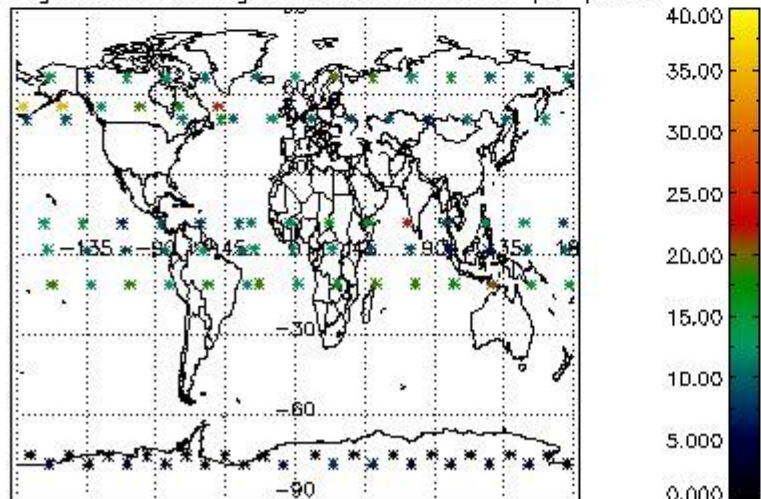
Percentage of cosmic ray hits per profile



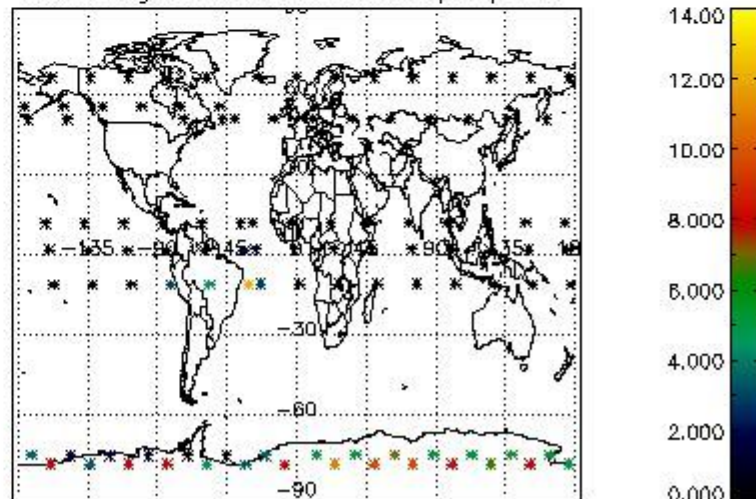
Percentage of datation errors per profile



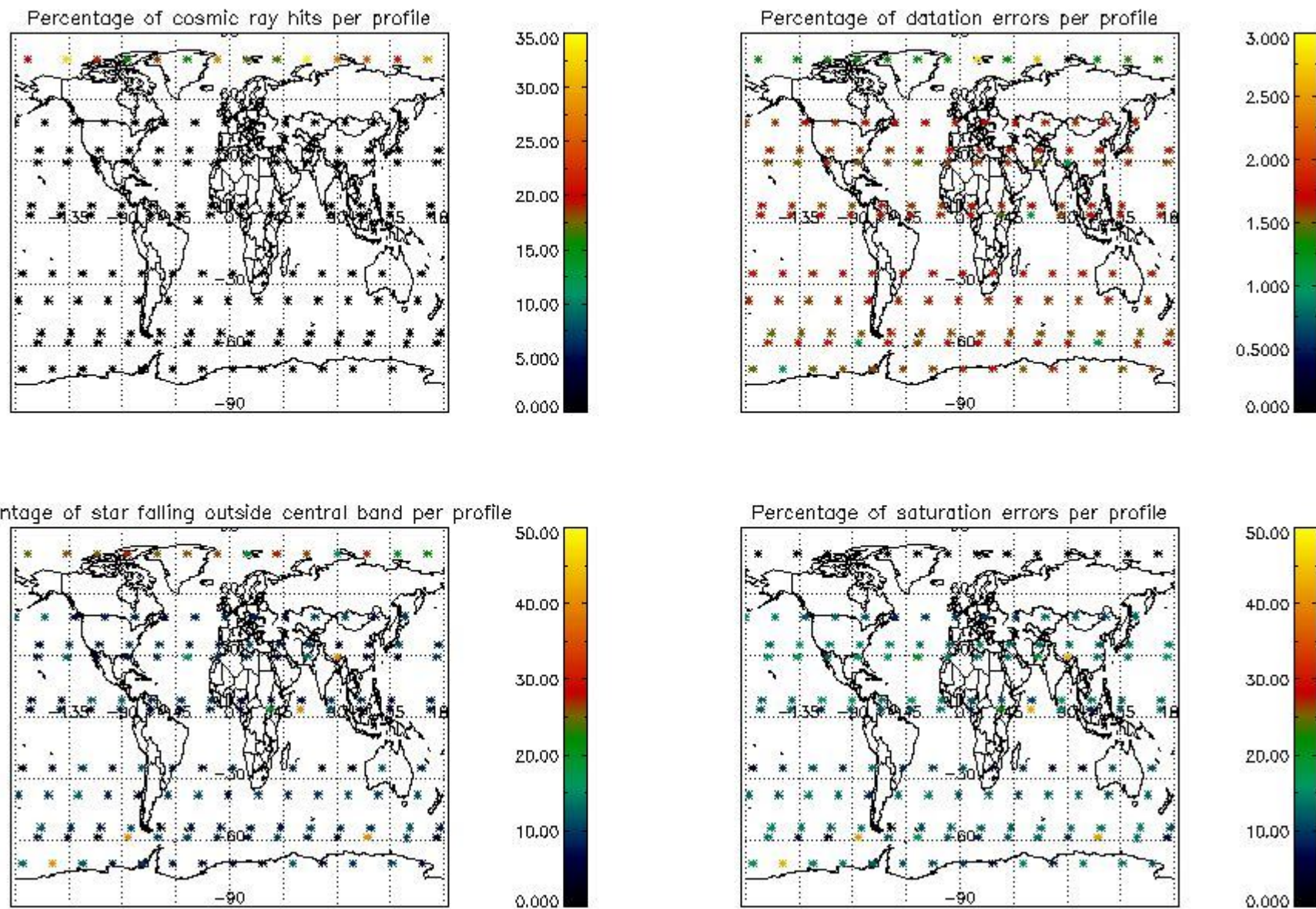
Percentage of star falling outside central band per profile



Percentage of saturation errors per profile



4.2.2 Plot level 1 quality information per product (world map): ENVISAT DESCENDING passes



5. Trace gas profiles

5.1 Ozone statistics based on quality of products

The final quality of the products can be "measured" using the STD (Standard Deviation) attached to every point profile. This information is written to the parameter GOM_NL__2P/NL_LOCAL_SPECIES_DENSITY/o3_std of the level 2 products. The table below shows the statistics for given STD ranges.

The statistics are given with respect to the overall valid production:

- Products without fatal errors: GOM_NL__2P/MPH/PRODUCT_ERR=0
- Valid point profile: GOM_NL__2P/NL_LOCAL_SPECIES_DENSITY/pcd(0)=0

The 'Criteria' is applied to valid points of dark limb products:

- Products in dark limb illumination condition: GOM_NL__2P/NL_SUMMARY_QUALITY/obs_ill_cond=0
- Products without fatal errors: GOM_NL__2P/MPH/PRODUCT_ERR=0
- Valid point profile: GOM_NL__2P/NL_LOCAL_SPECIES_DENSITY/pcd(0)=0

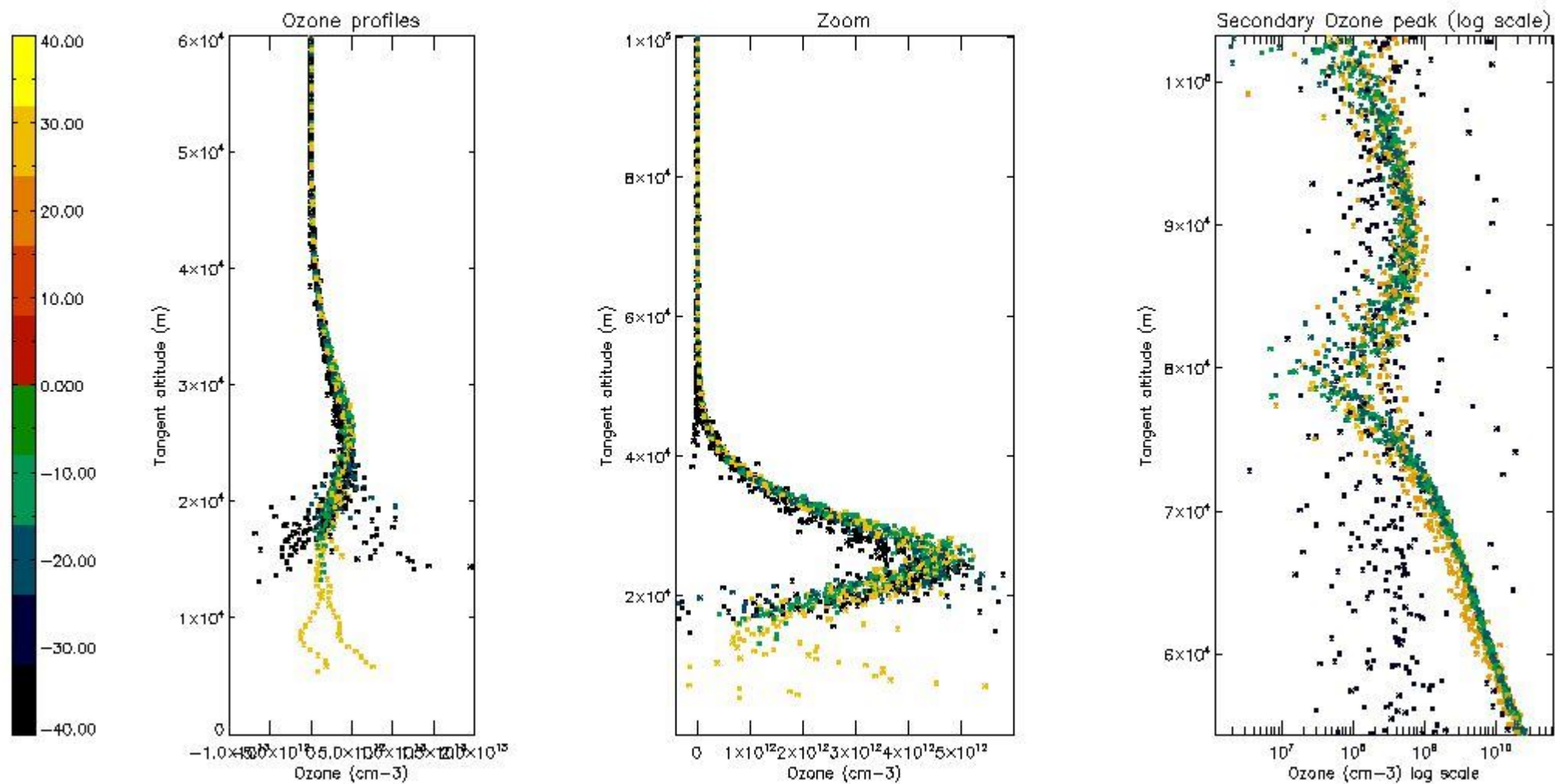
So, the table below shows the percentage of dark limb and valid observations for each criteria with respect to the overall valid daily observations.

Criteria	% of total production
All STD	26
STD < 20	16

STD < 10	11
STD < 5	7

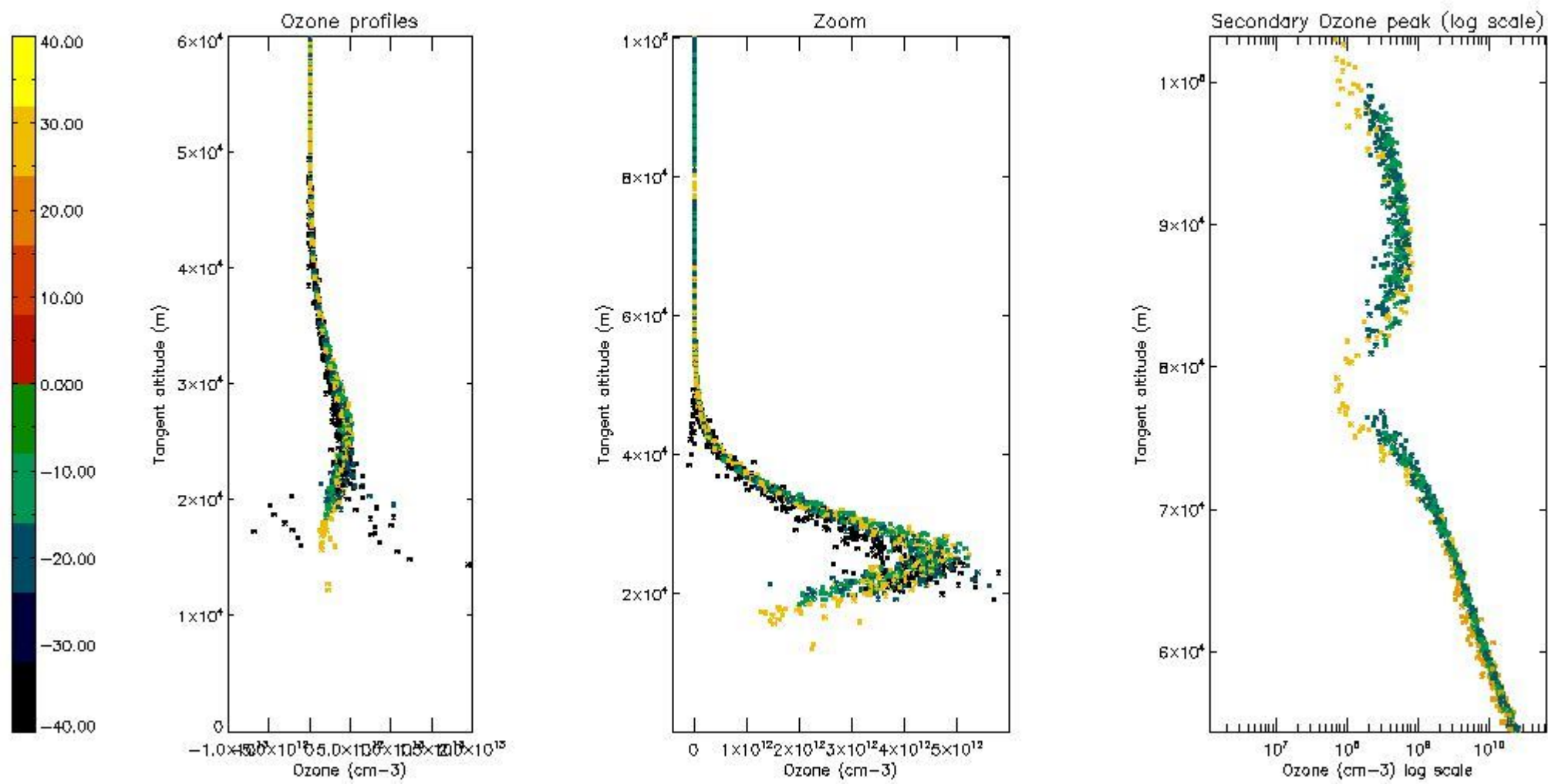
5.2 Plot ozone profiles for all STD (dark without errors)

The colorbar represents the latitude.



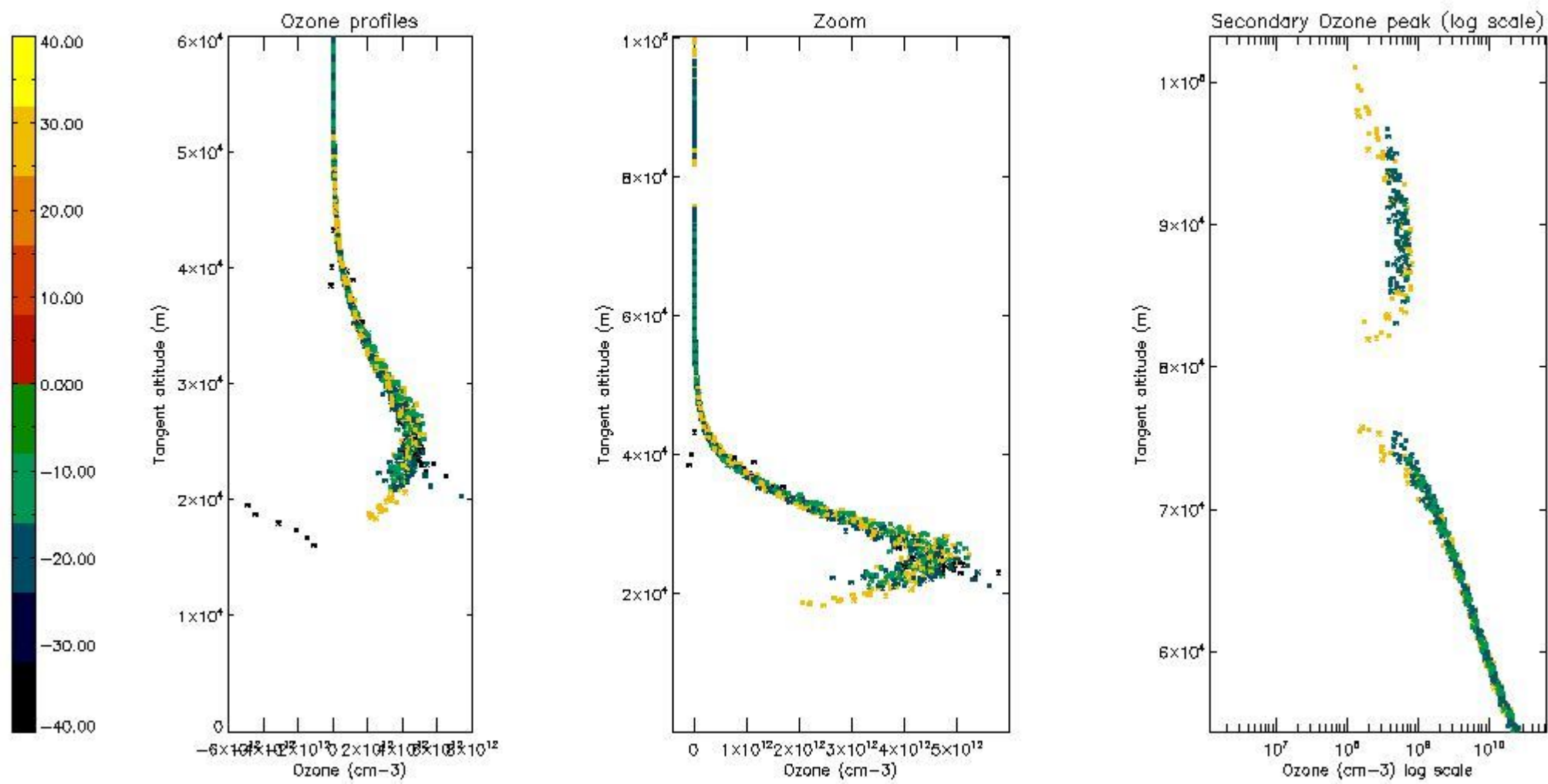
5.3 Plot ozone profiles where STD < 20% (dark without errors)

The colorbar represents the latitude.



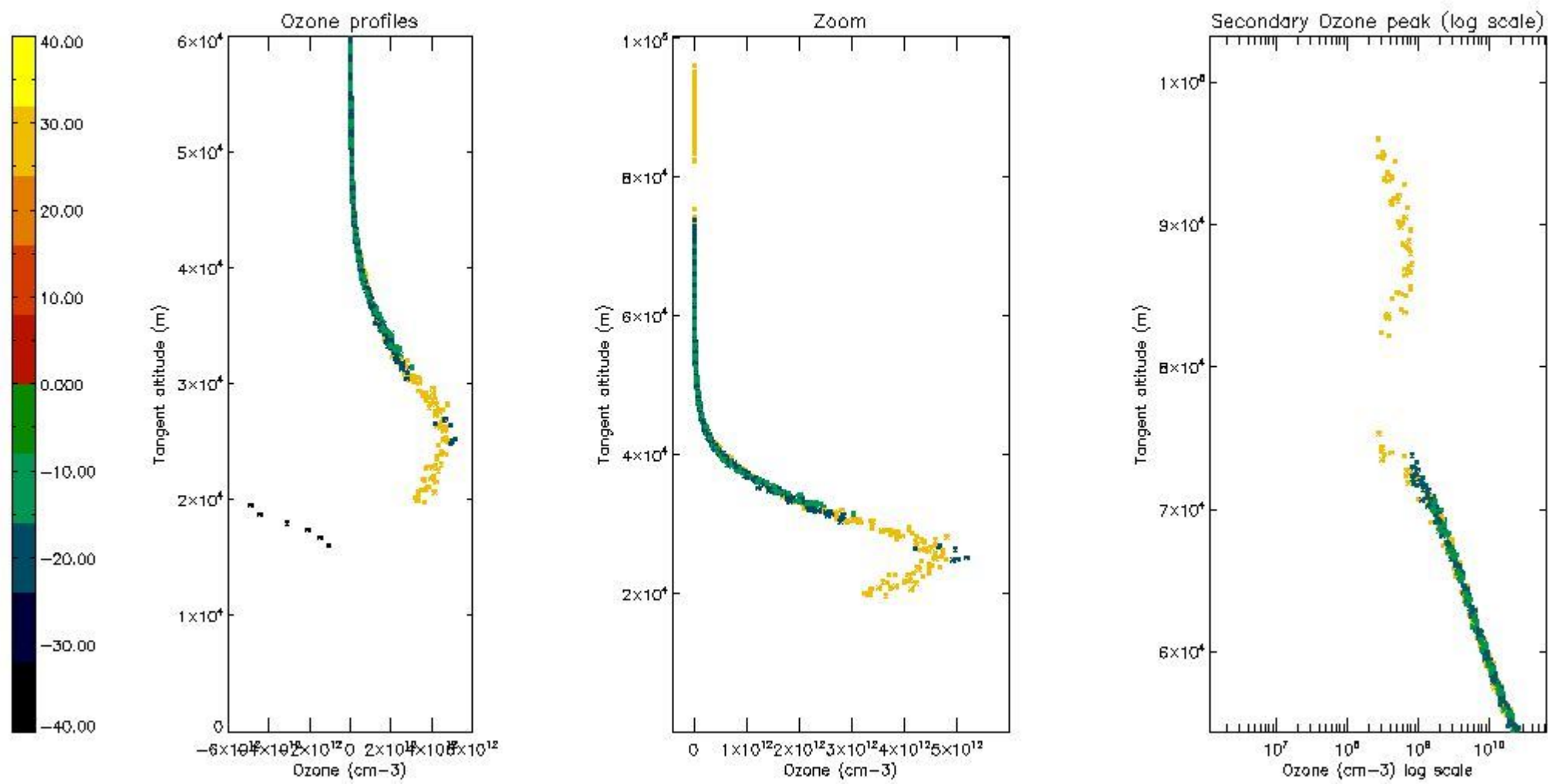
5.4 Plot ozone profiles where STD < 10% (dark without errors)

The colorbar represents the latitude.



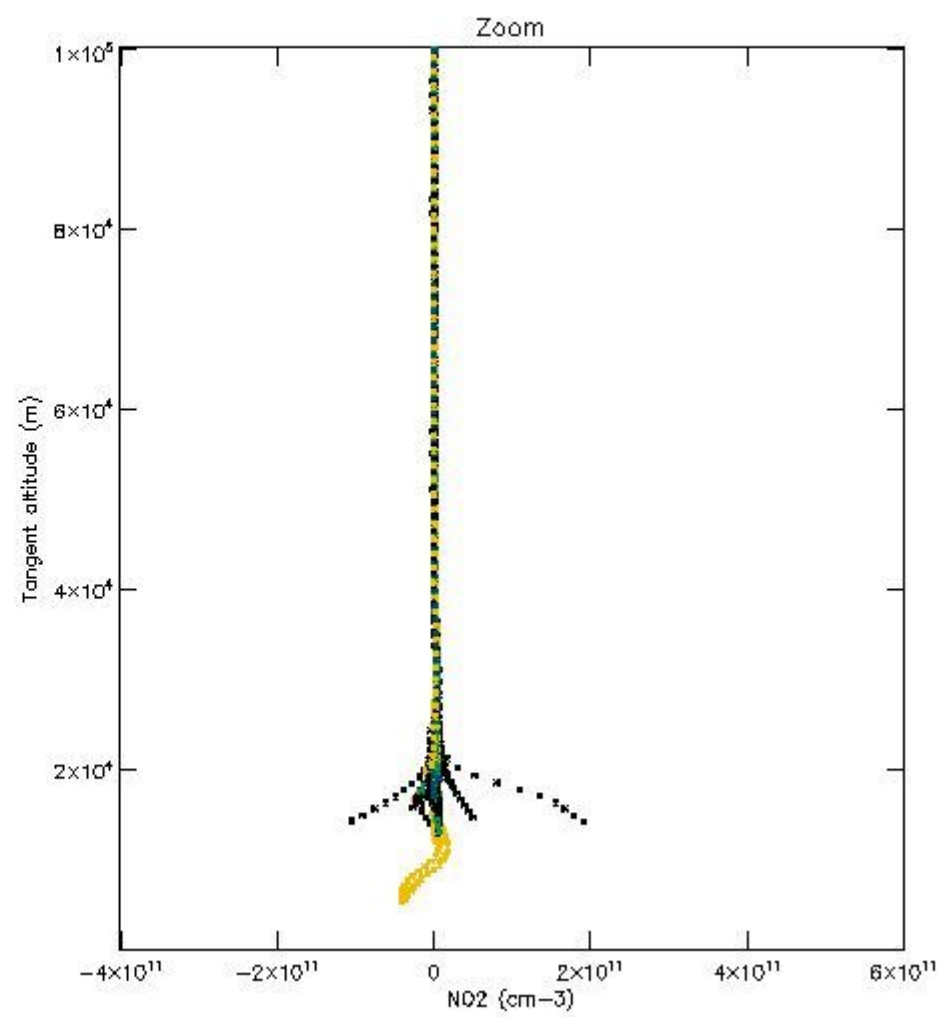
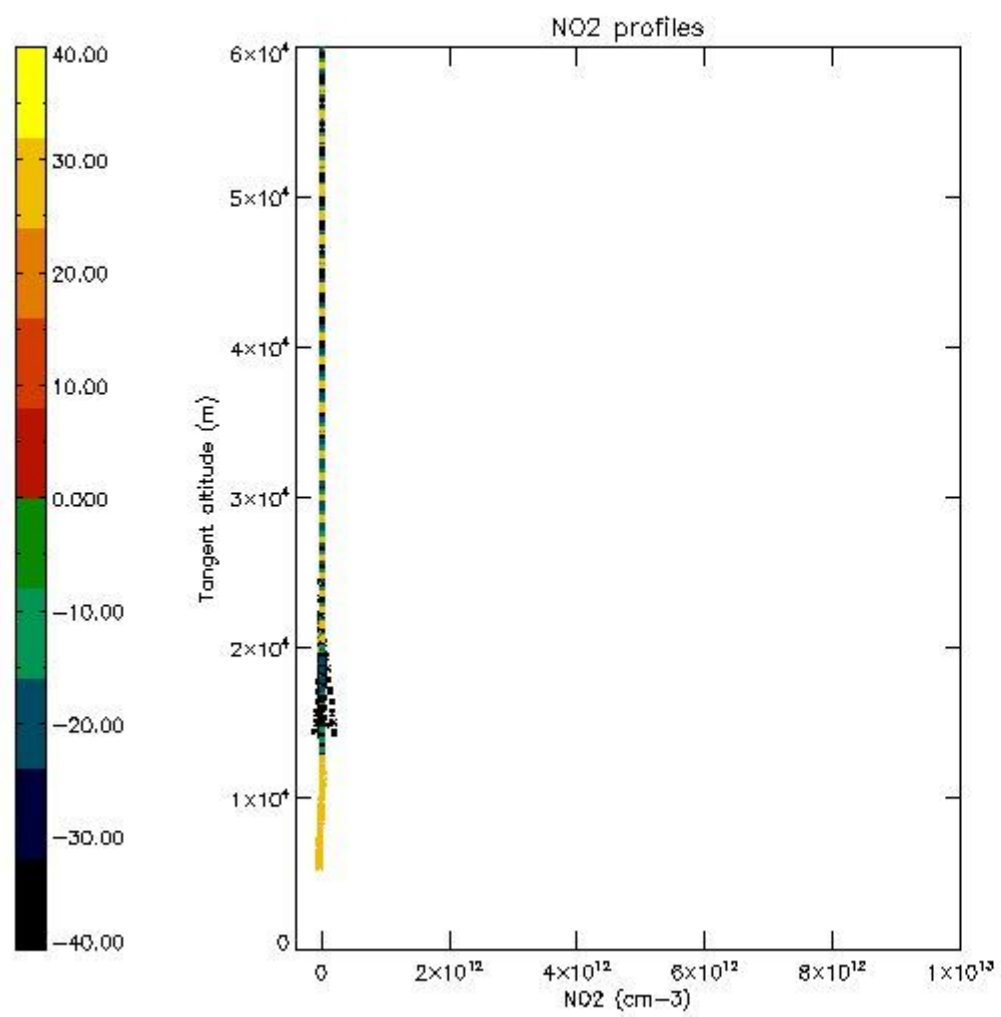
5.5 Plot ozone profiles where STD < 5% (dark without errors)

The colorbar represents the latitude.



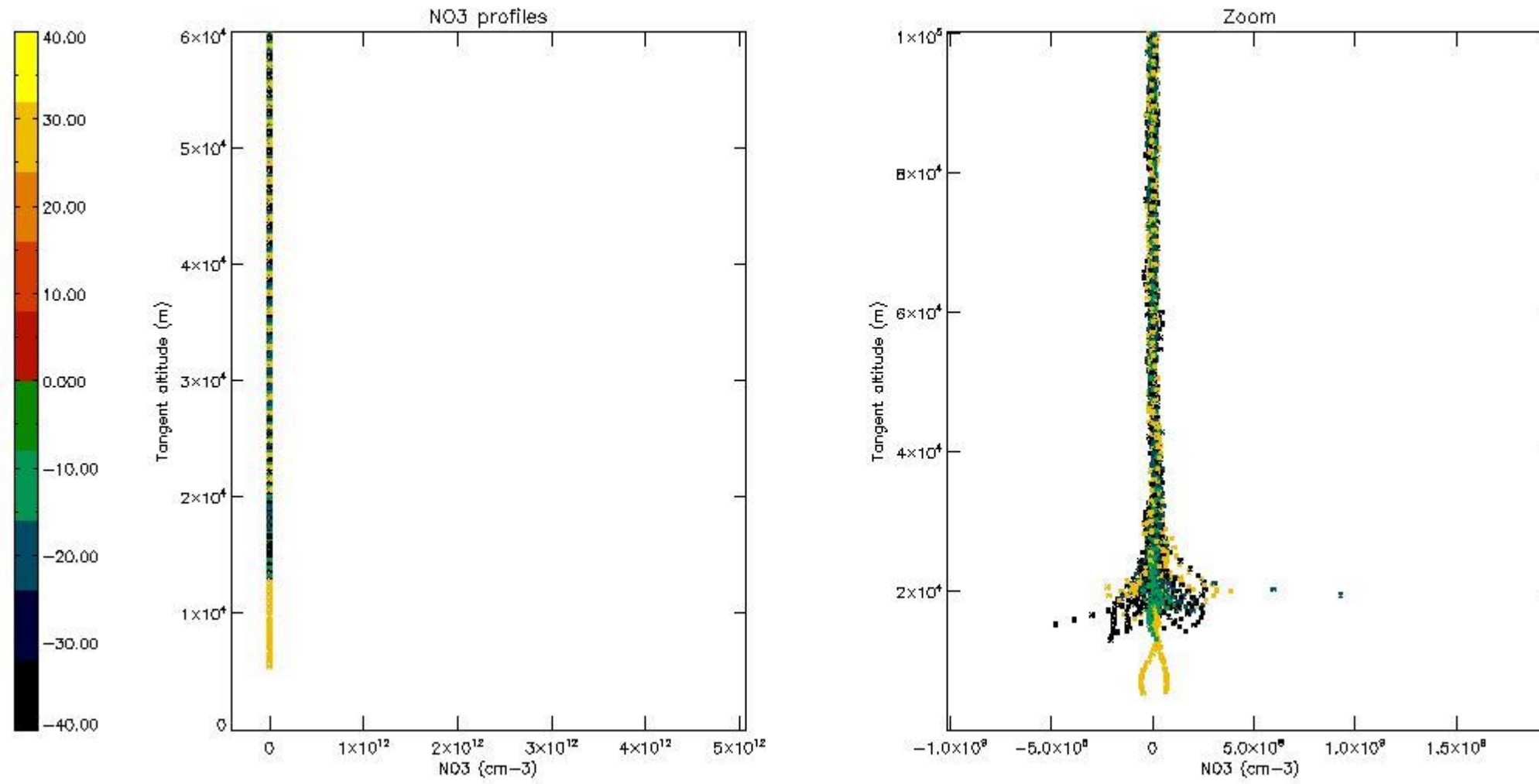
5.6 Plot NO₂ profiles for all STD (dark without errors)

The colorbar represents the latitude.



5.7 Plot NO3 profiles for all STD (dark without errors)

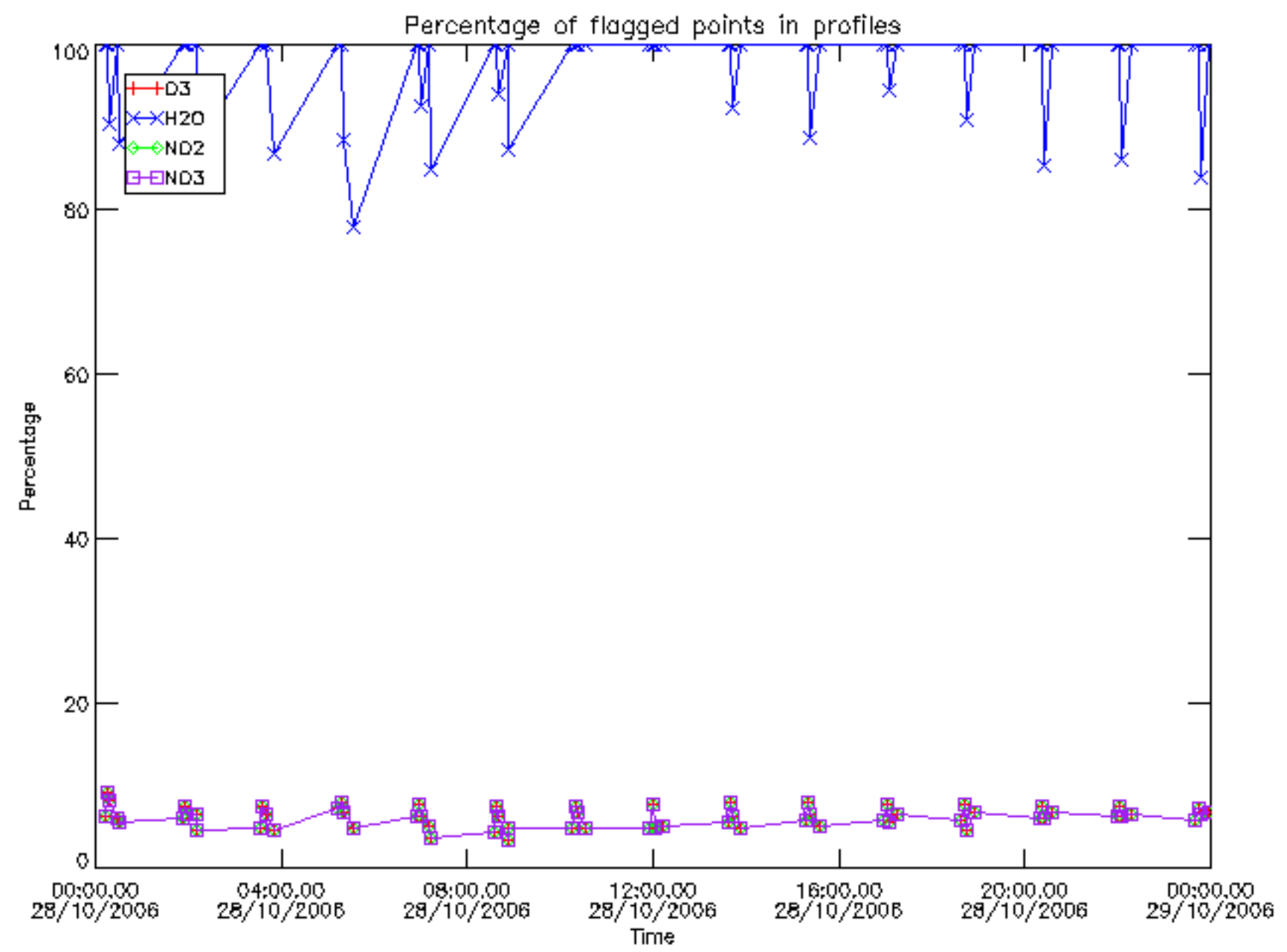
The colorbar represents the latitude.



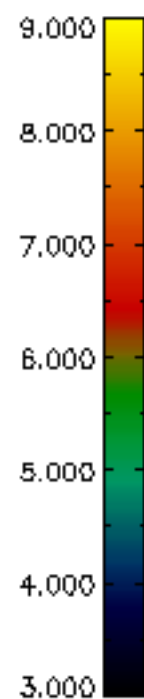
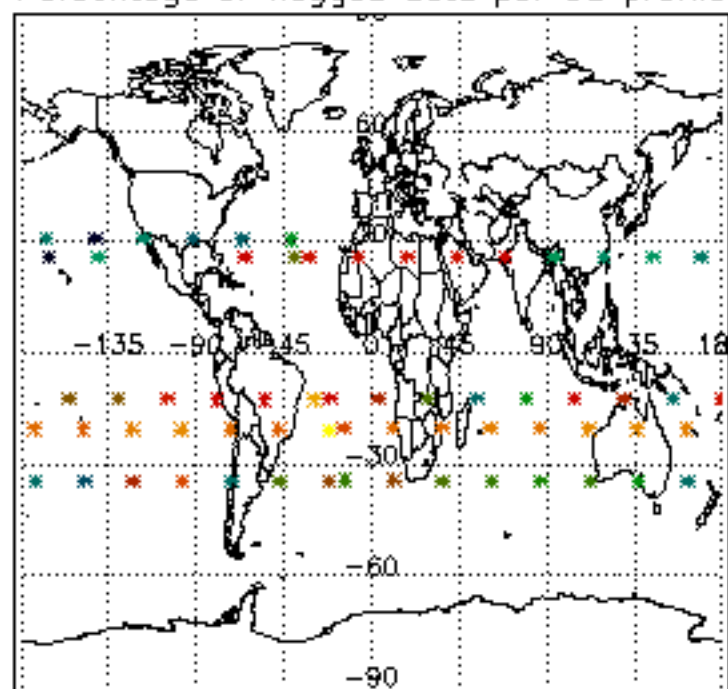
6. Auxiliary Data Files used for the production reported in section 2

The number reported in the third column indicates since which file (see list in section 2) the corresponding auxiliary file has been used. The fourth column is the date of those product files.

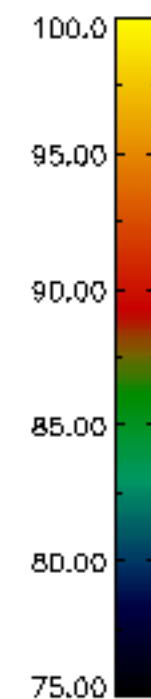
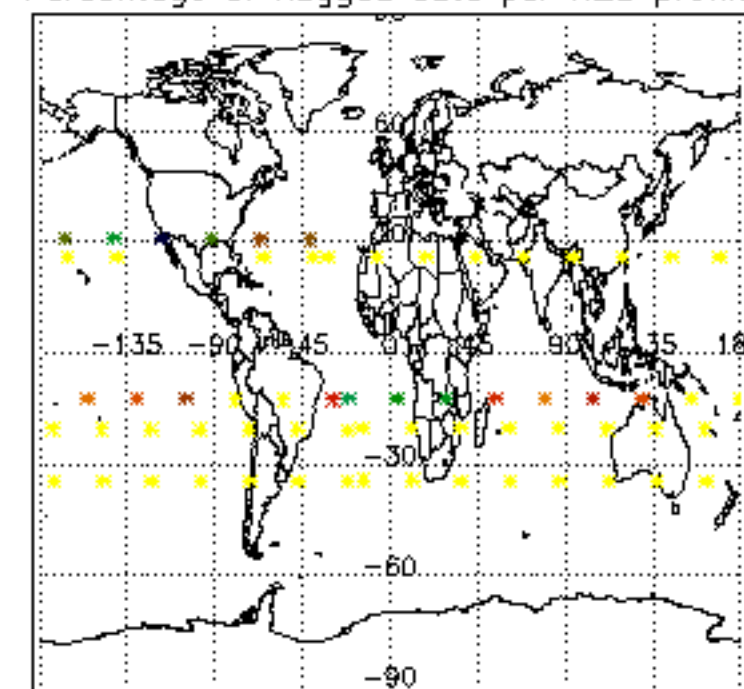
Type	Auxiliary Filename	Used since product	Used since product date
INST_PHYS_CHARACTERISTICS	GOM_INS_AXVIEC20091111_143220_20030716_120000_20500101_000000	1	28-OCT-2006 00:11:36
LEVEL-2_PROC_CONFIG	GOM_PR2_AXVIEC20091111_152718_20020301_000000_20500101_000000	1	28-OCT-2006 00:11:36
CROSS_SECTIONS_FILE	GOM_CRS_AXVIEC20091111_154832_20020301_000000_20500101_000000	1	28-OCT-2006 00:11:36



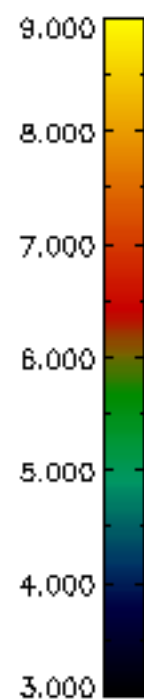
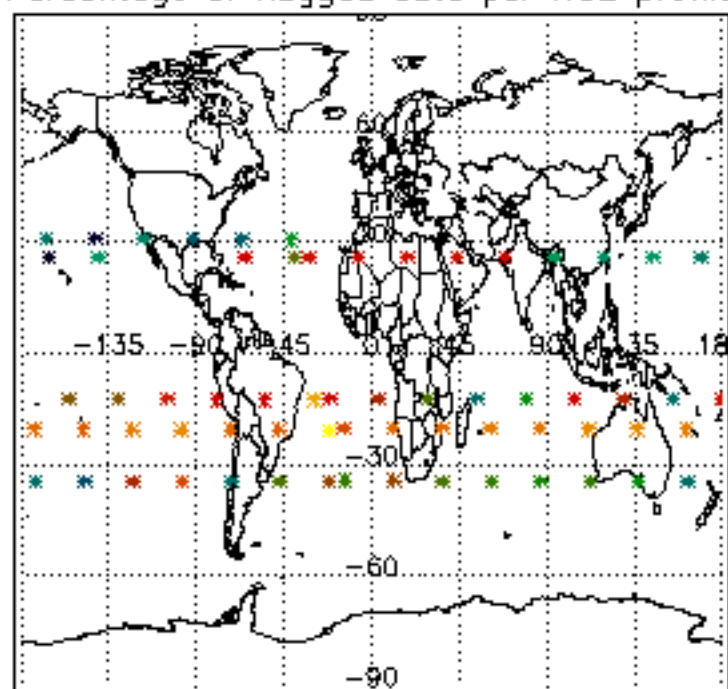
Percentage of flagged data per D3 profile



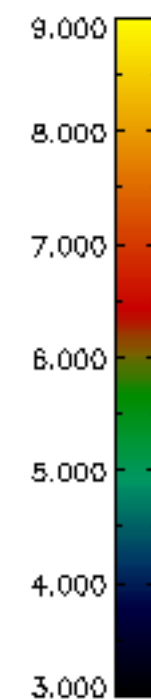
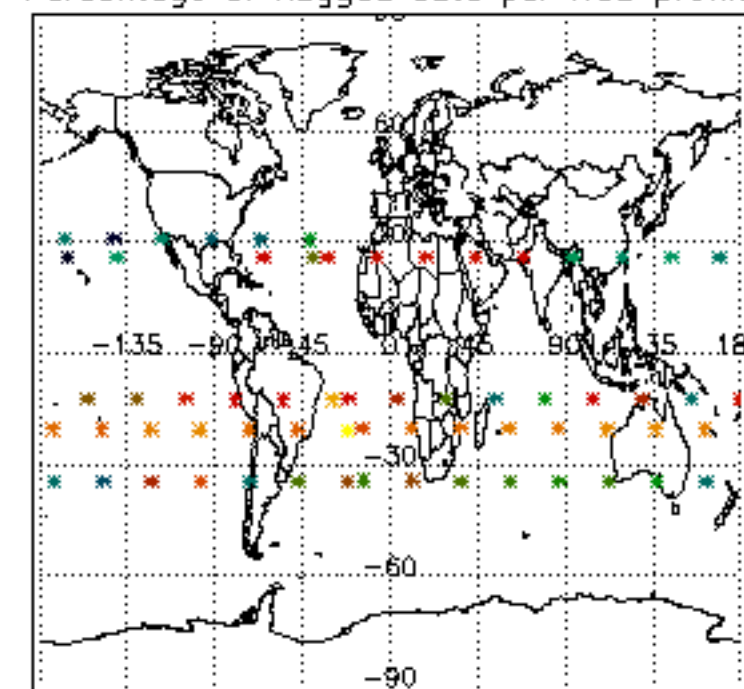
Percentage of flagged data per H2O profile

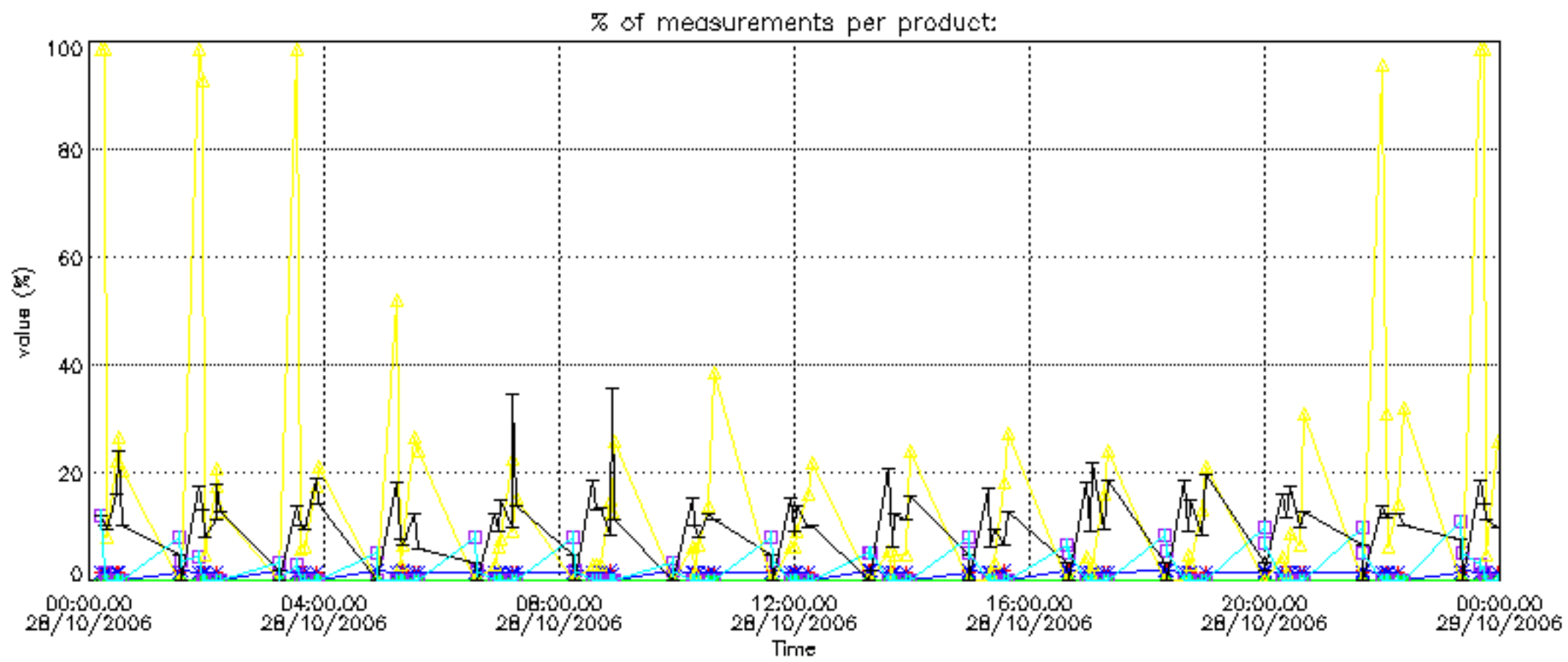


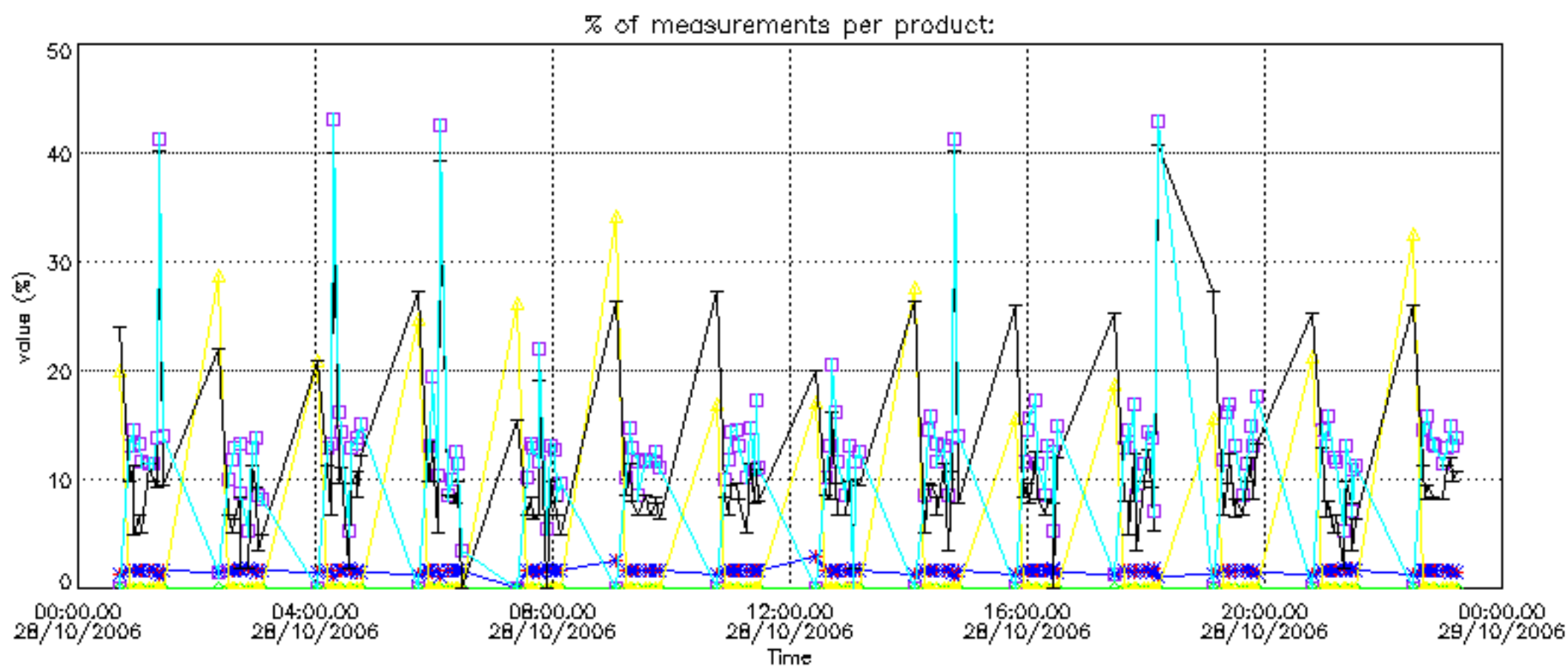
Percentage of flagged data per NO2 profile



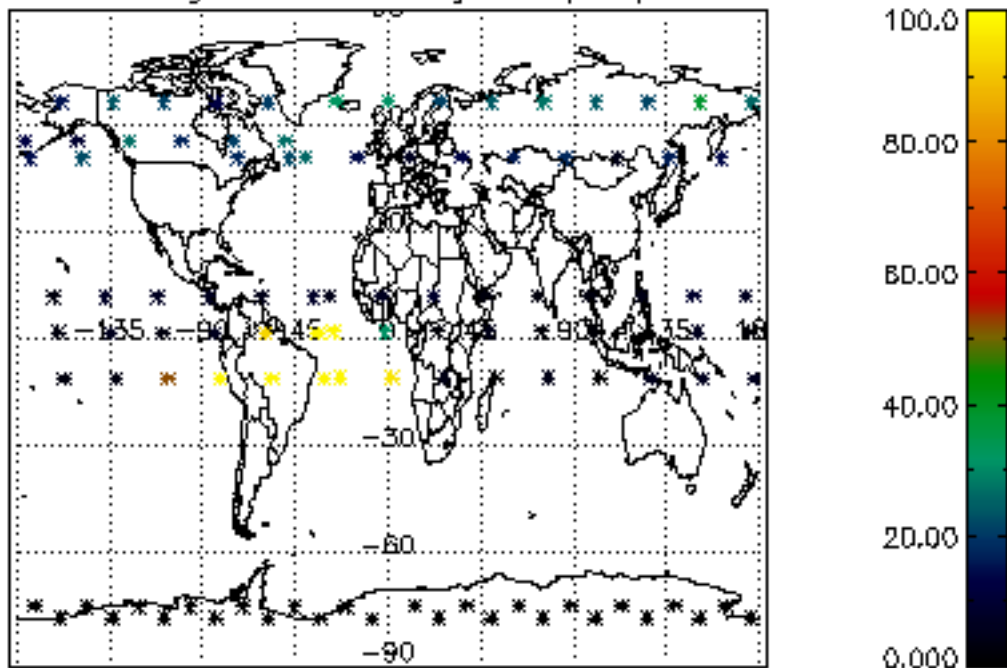
Percentage of flagged data per NO3 profile



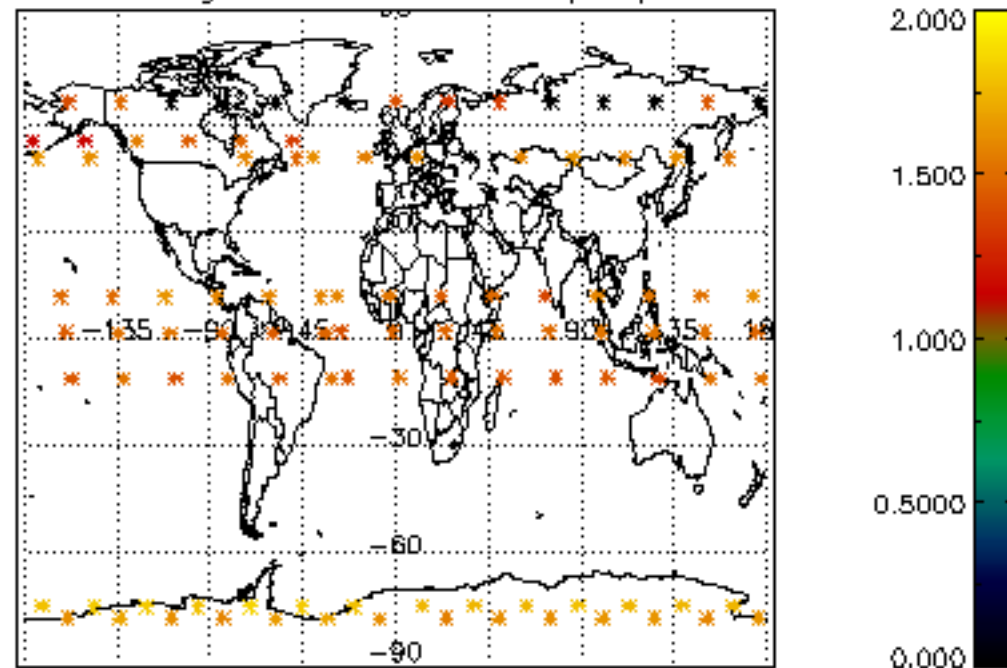




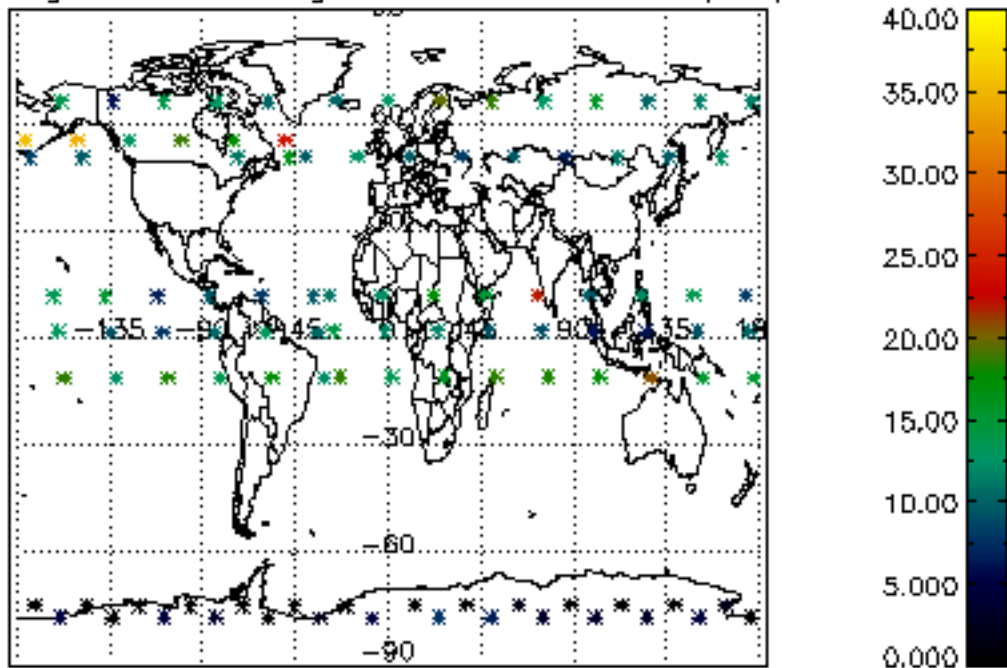
Percentage of cosmic ray hits per profile



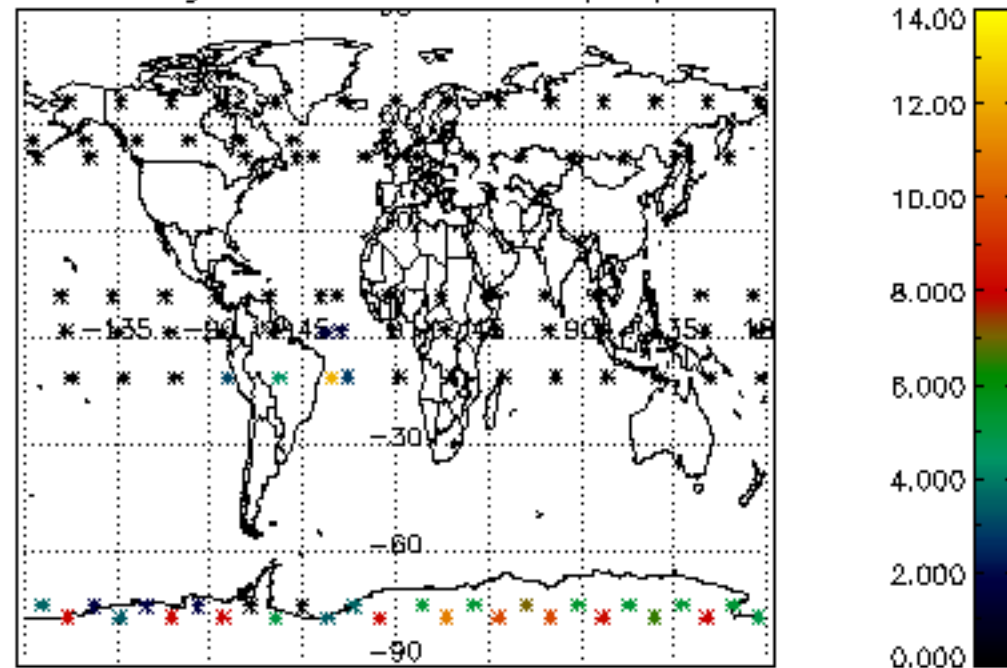
Percentage of datation errors per profile



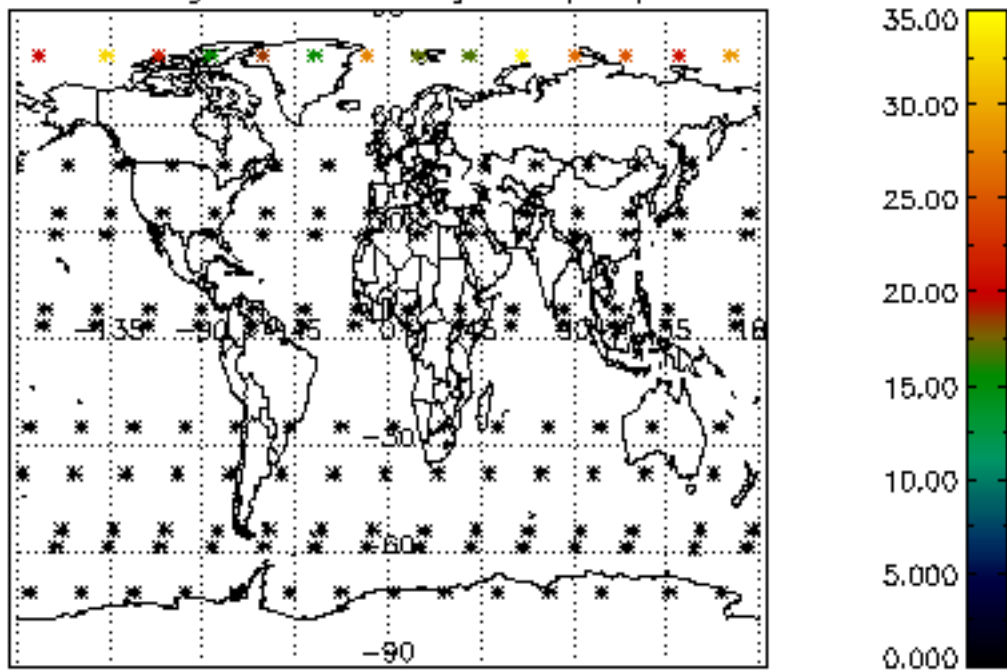
Percentage of star falling outside central band per profile



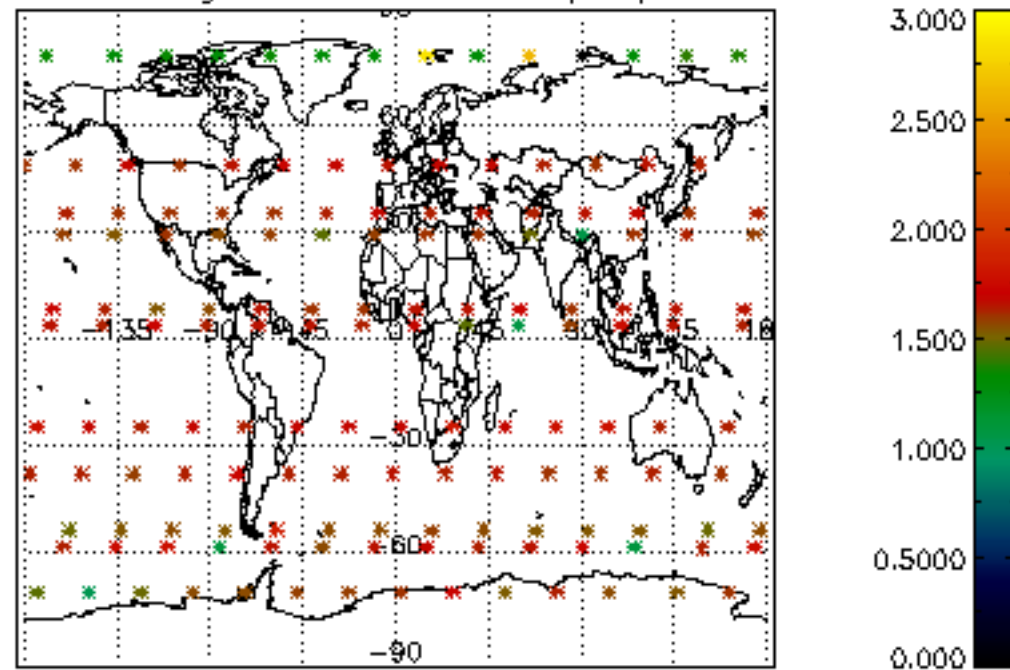
Percentage of saturation errors per profile



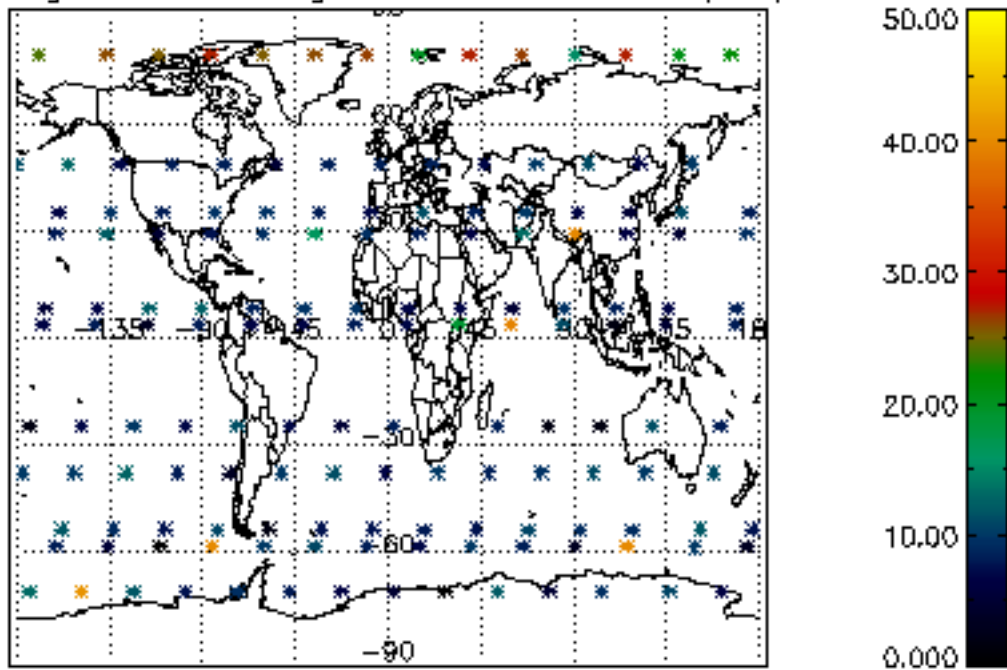
Percentage of cosmic ray hits per profile



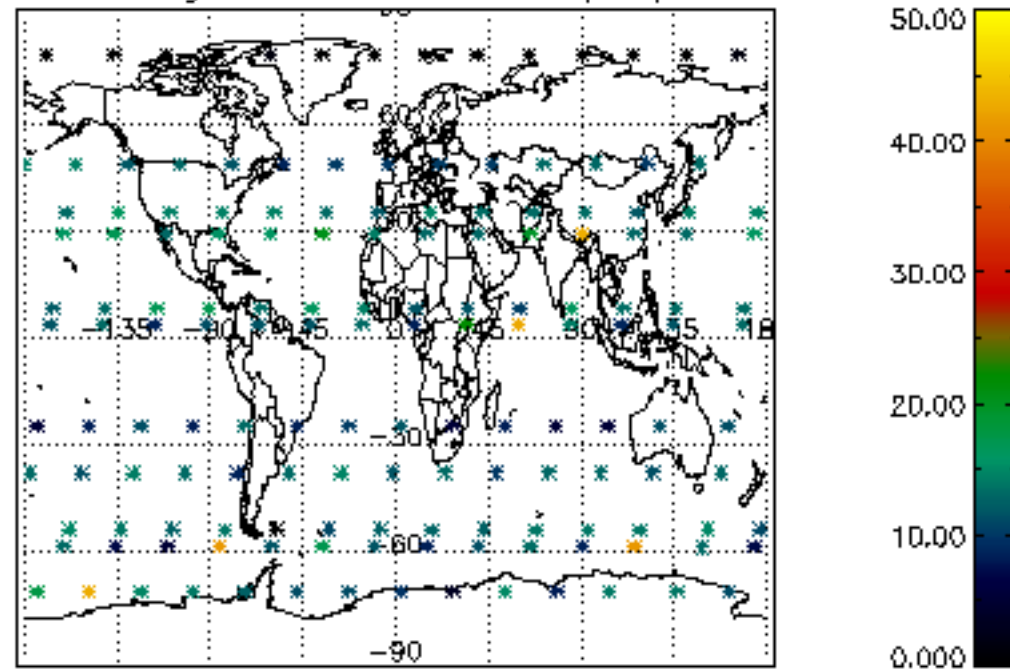
Percentage of datation errors per profile

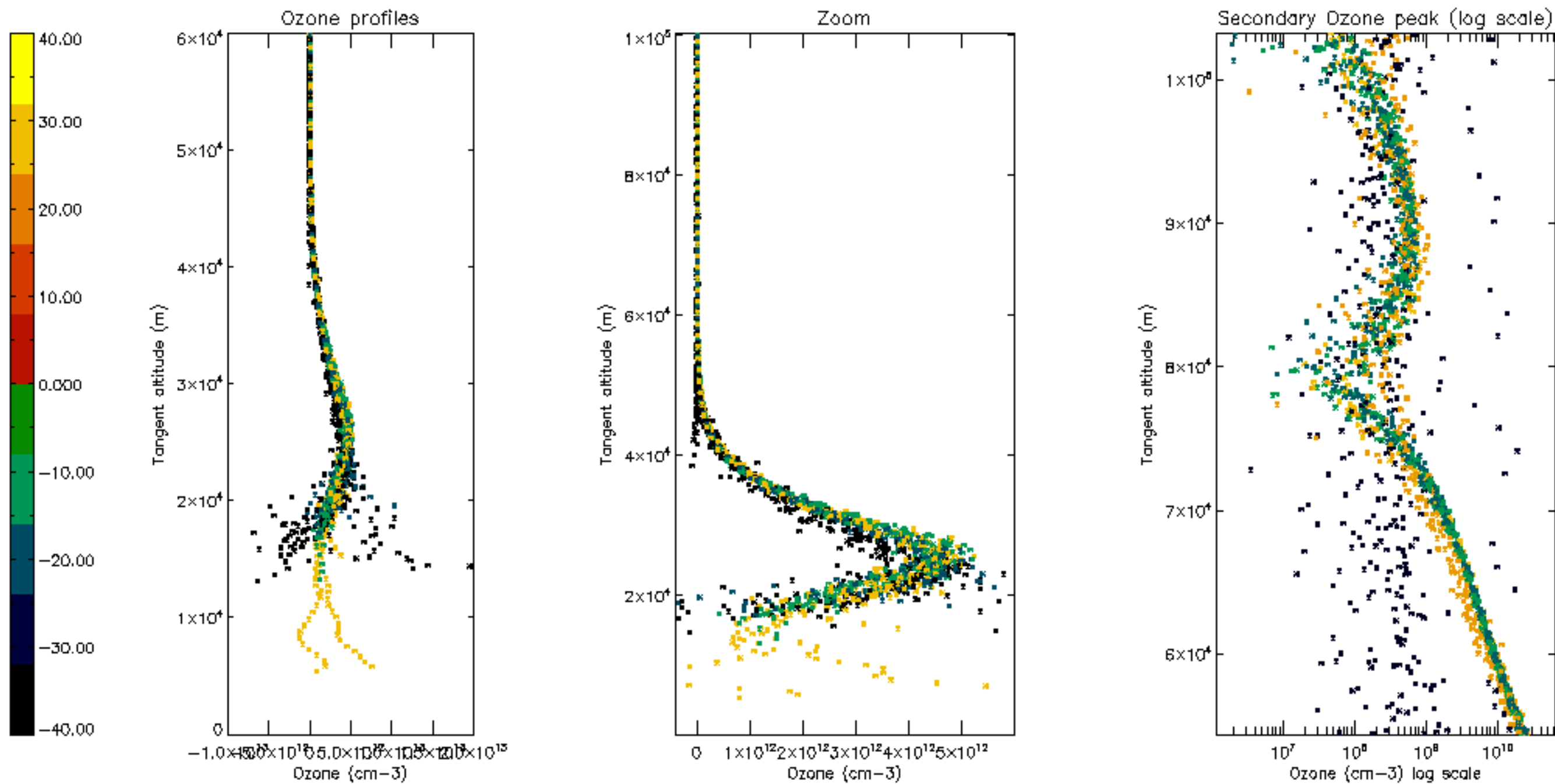


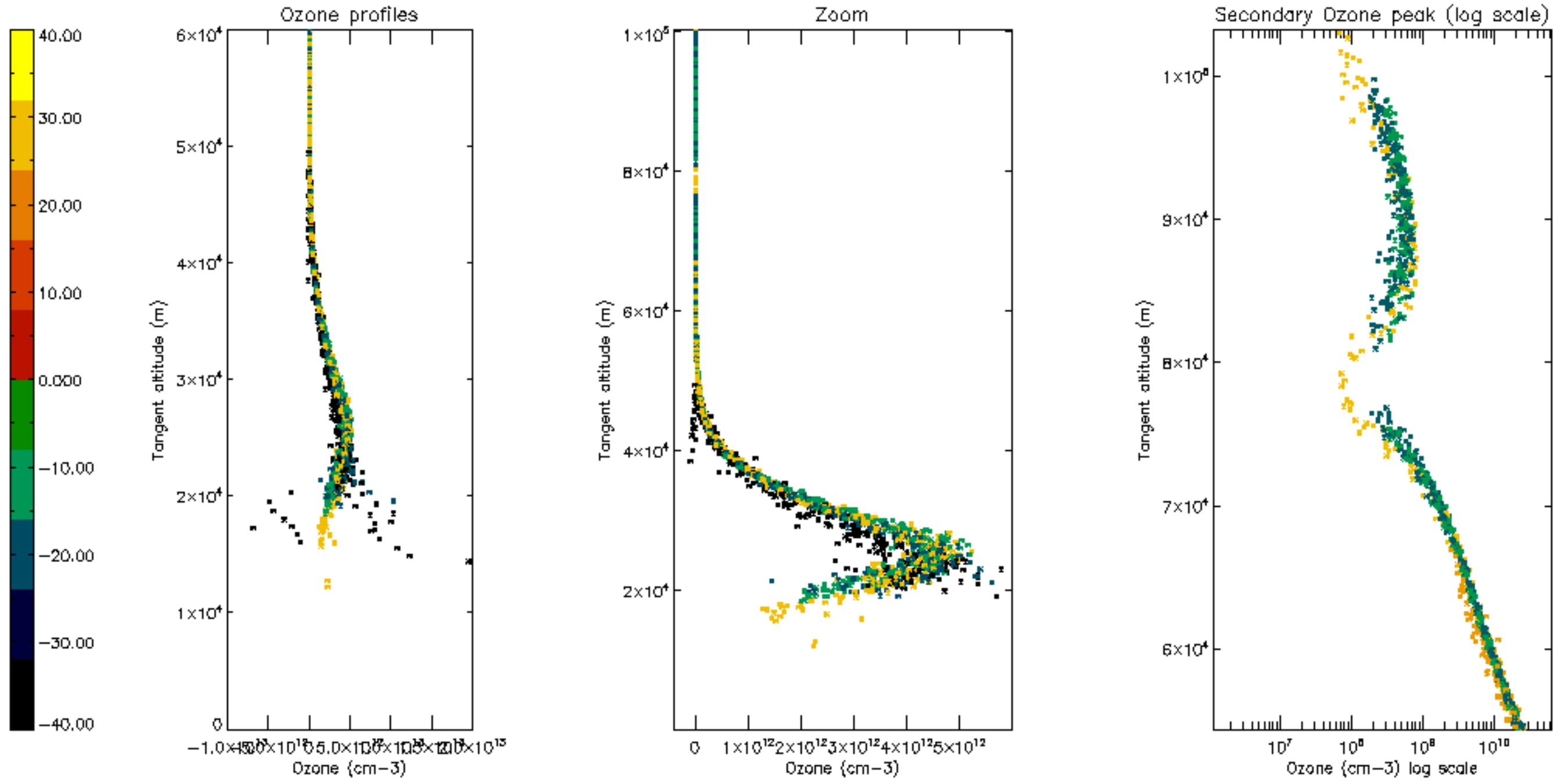
Percentage of star falling outside central band per profile

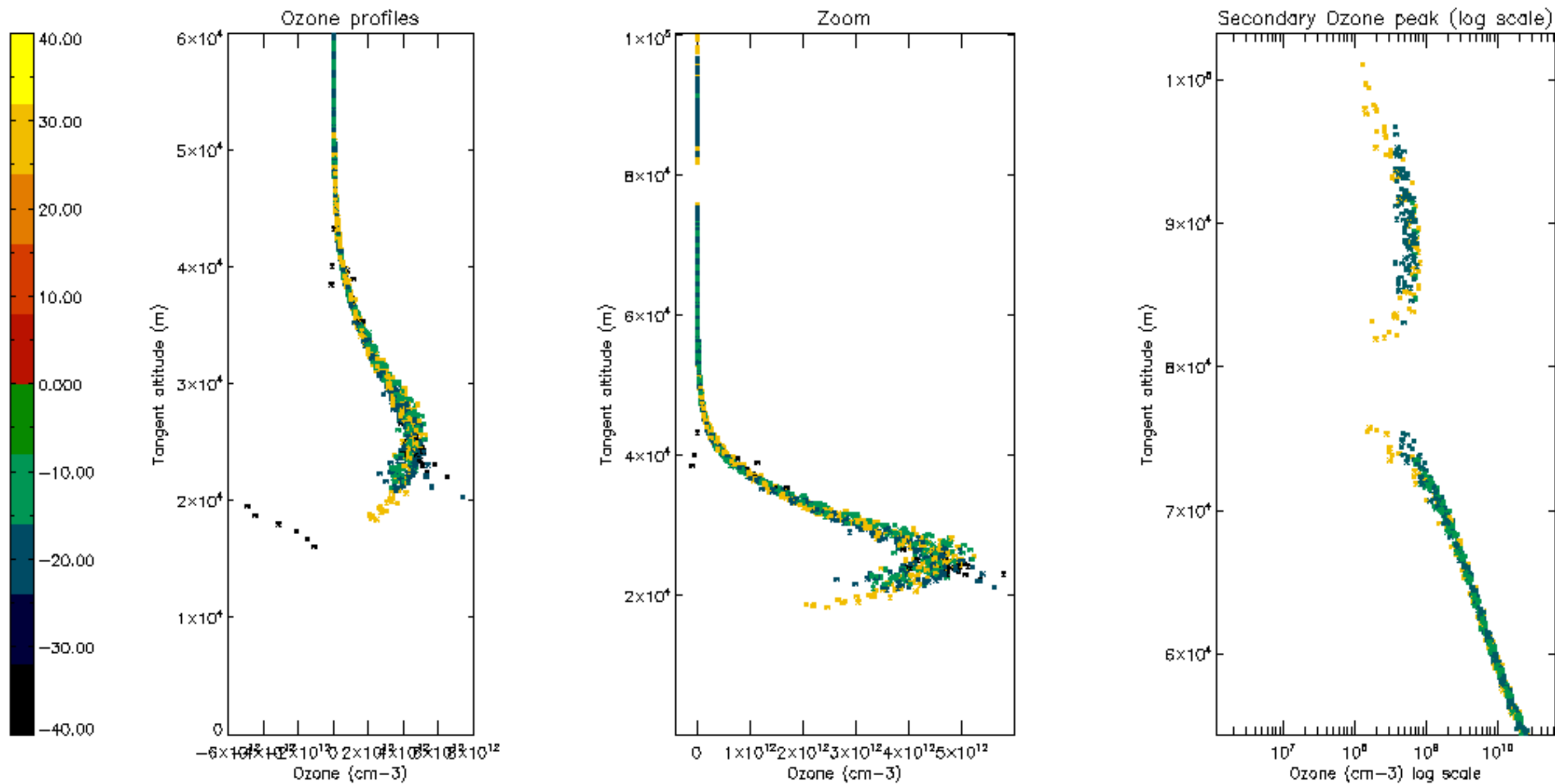


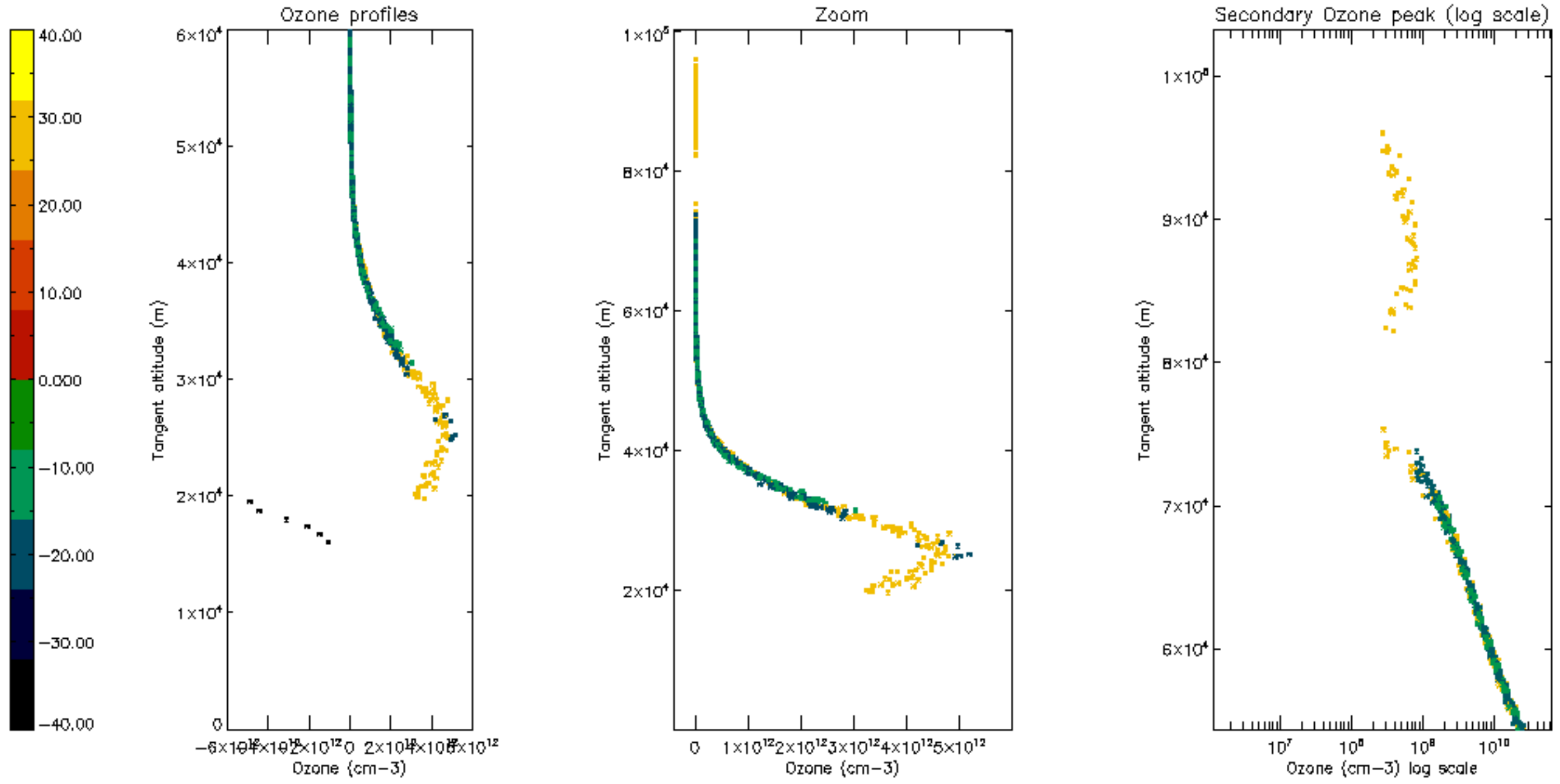
Percentage of saturation errors per profile

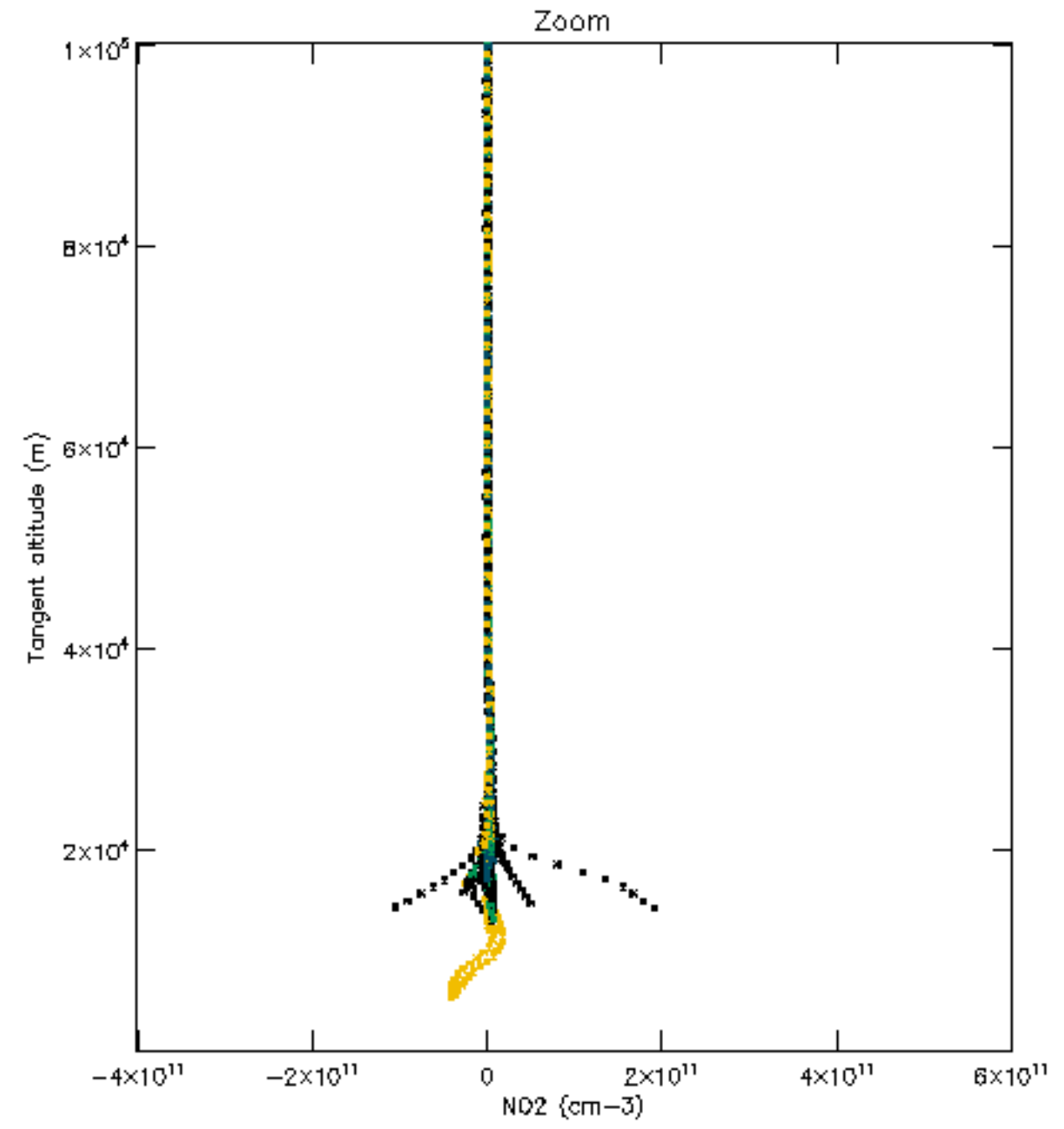
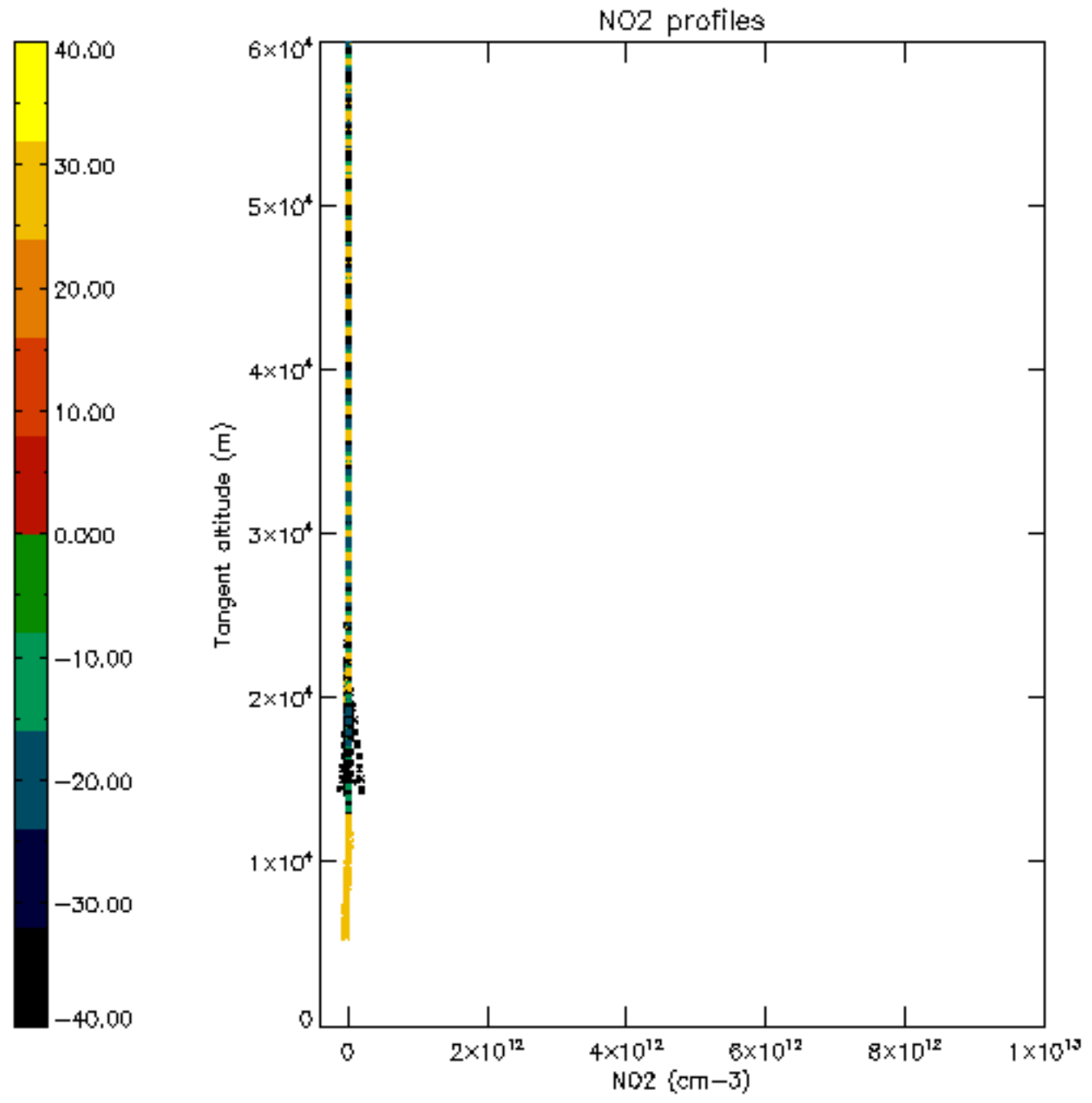


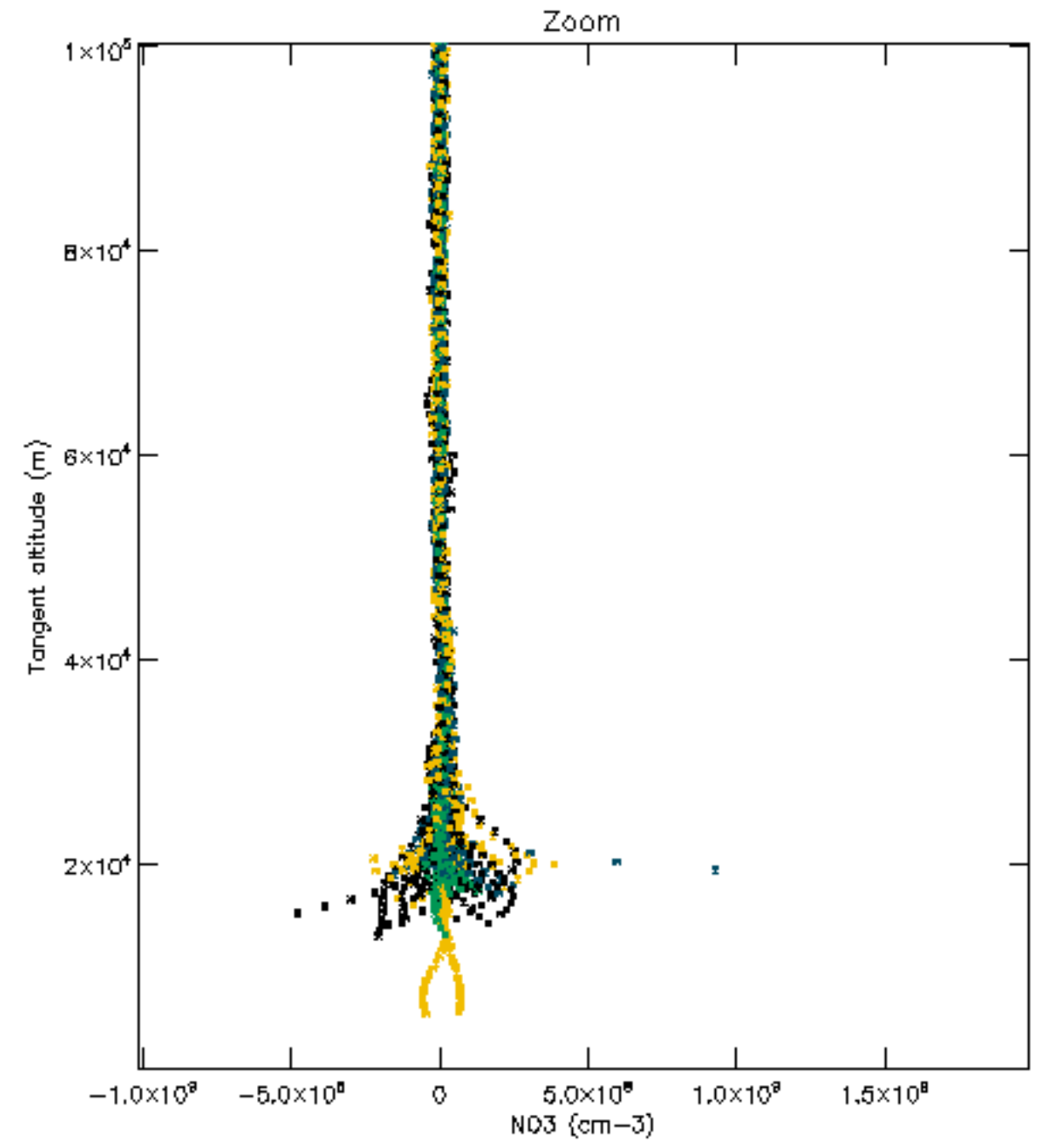
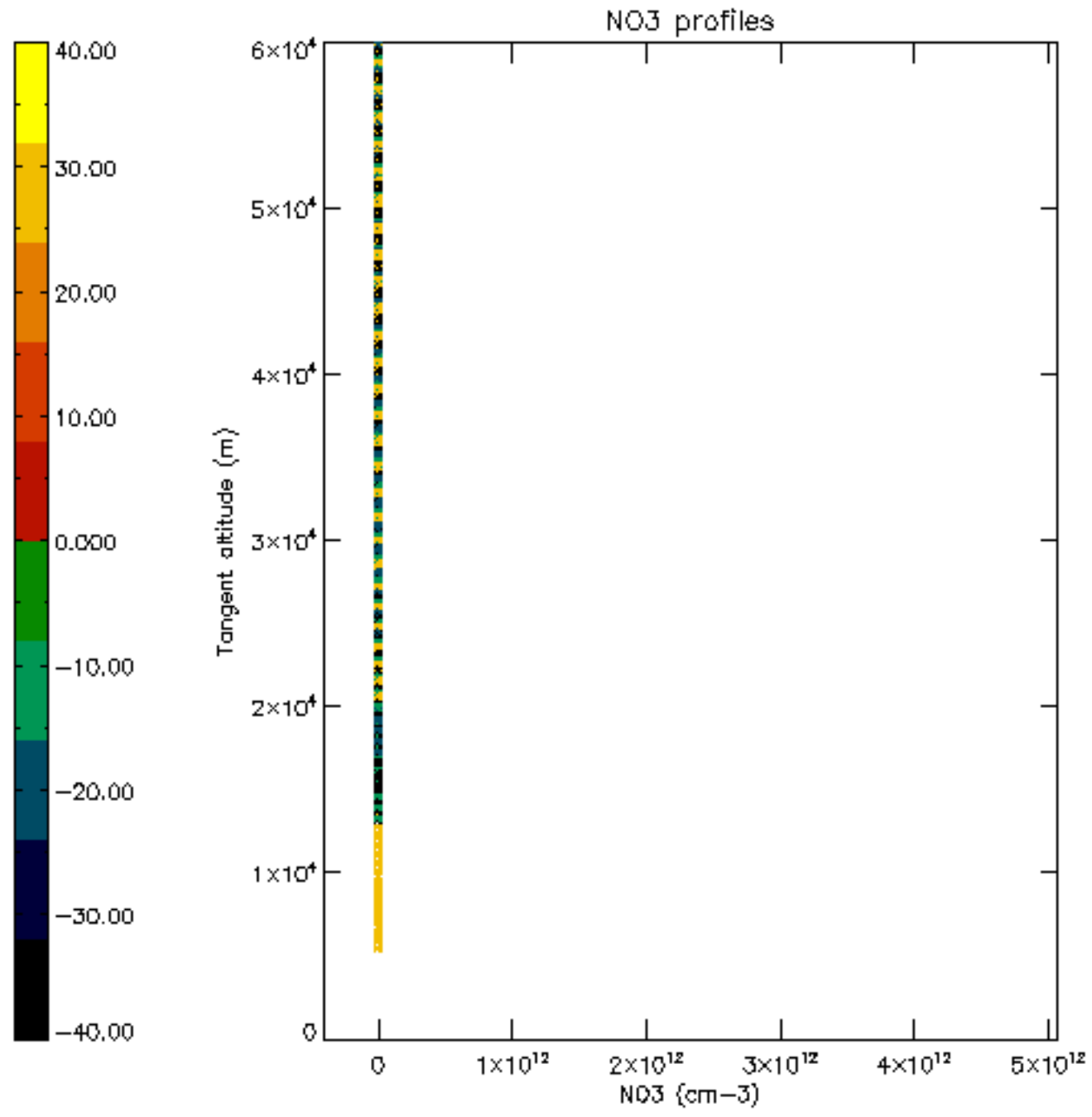


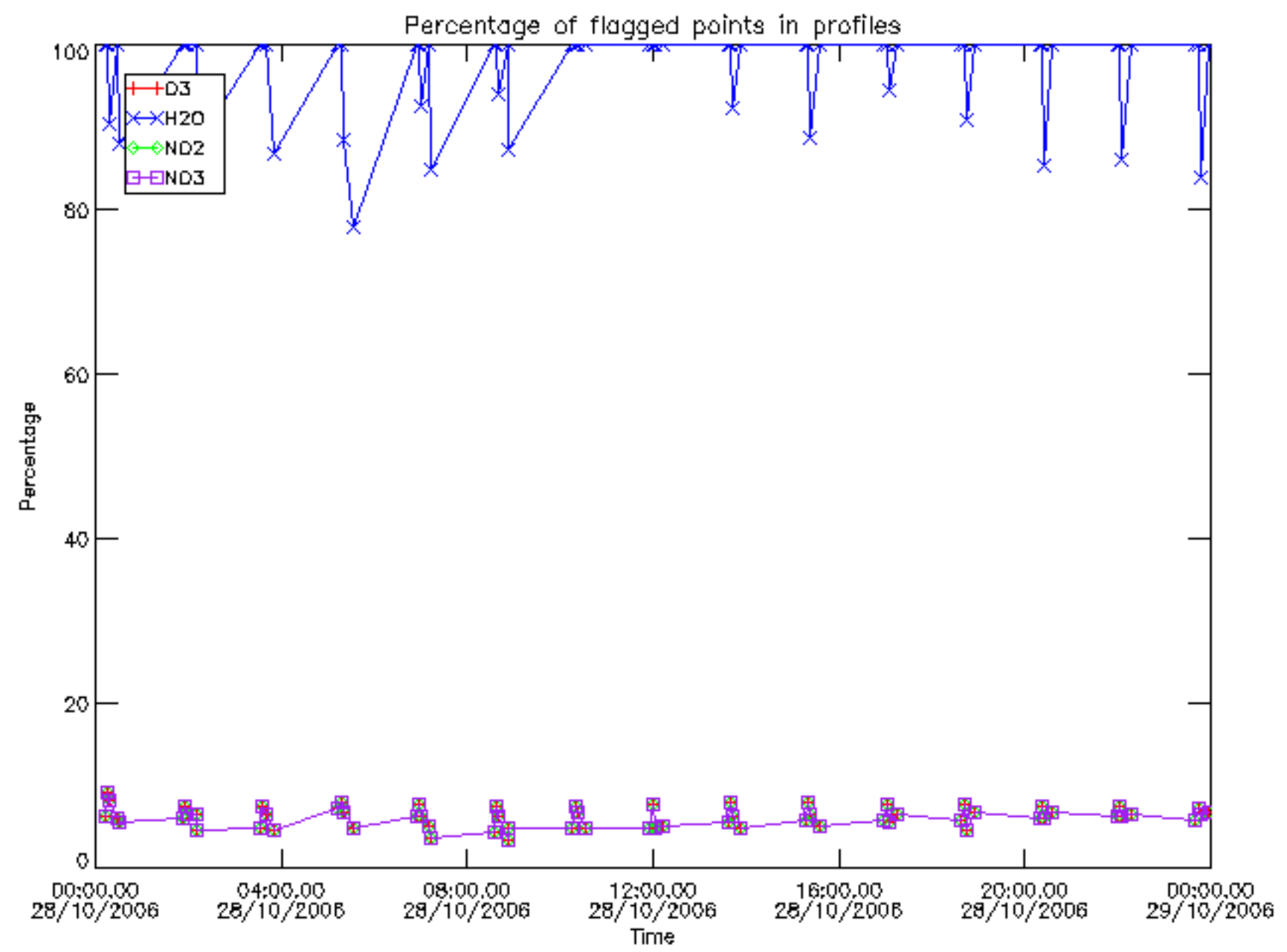




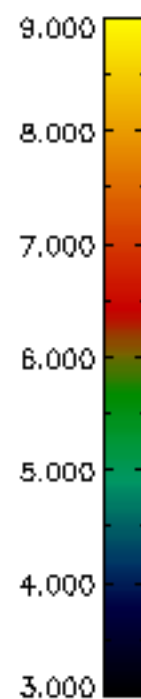
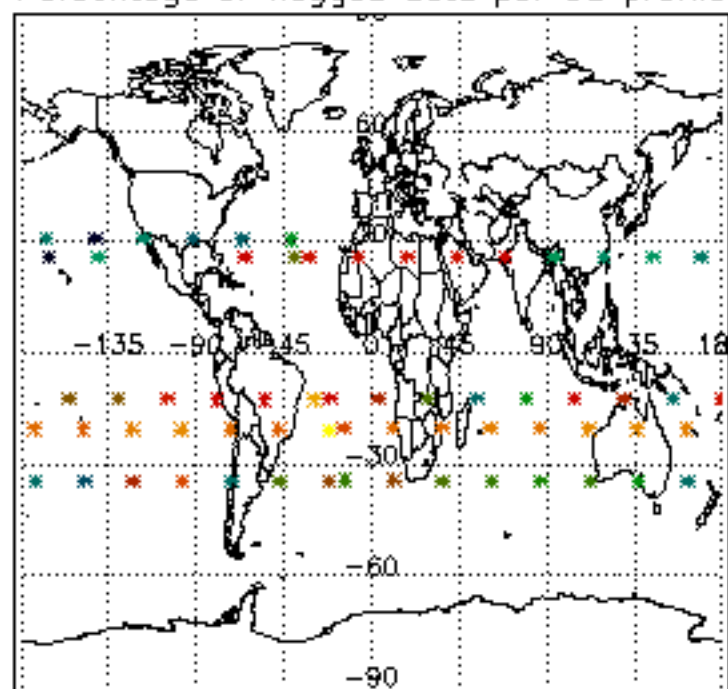




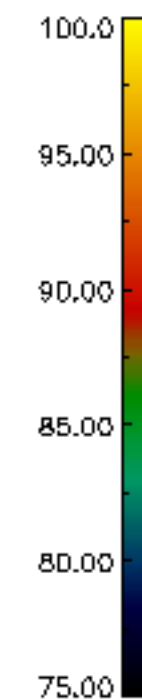
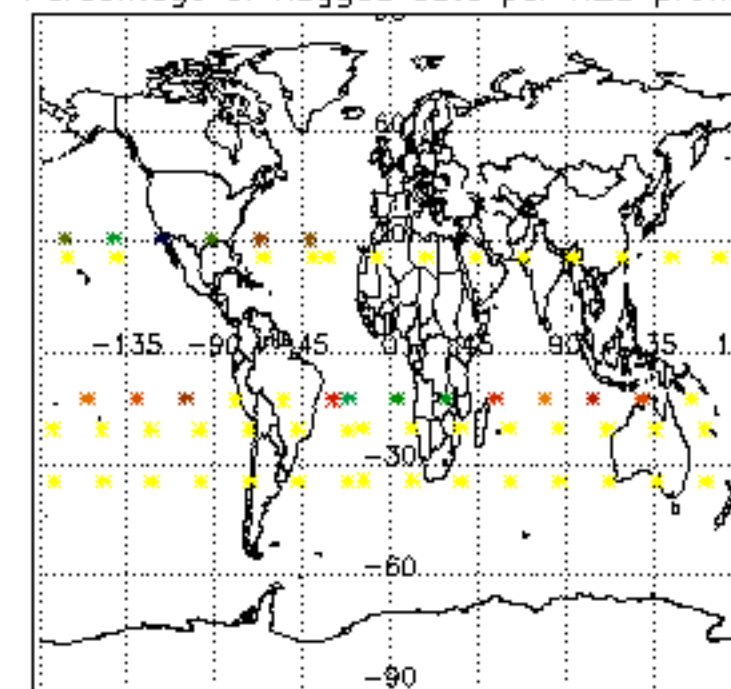




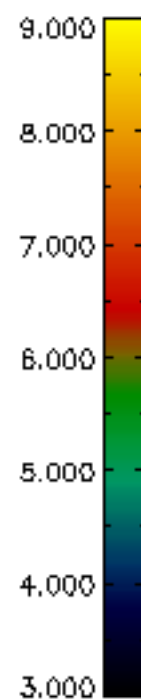
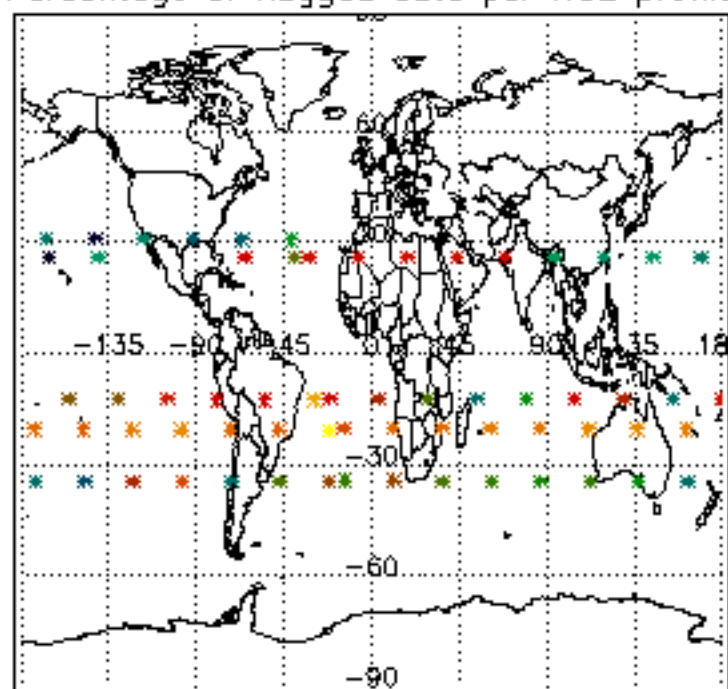
Percentage of flagged data per D3 profile



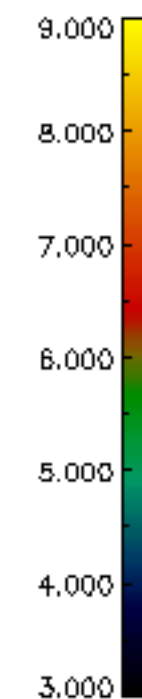
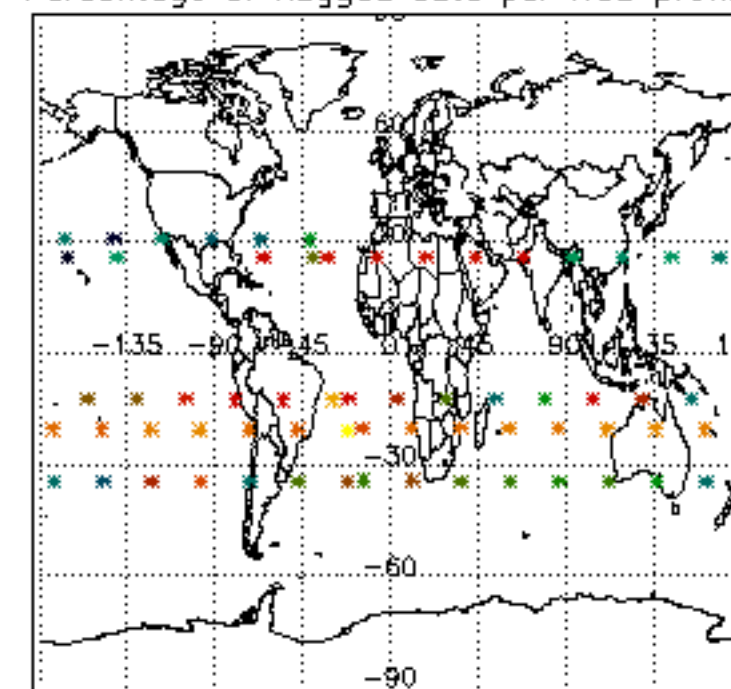
Percentage of flagged data per H2O profile

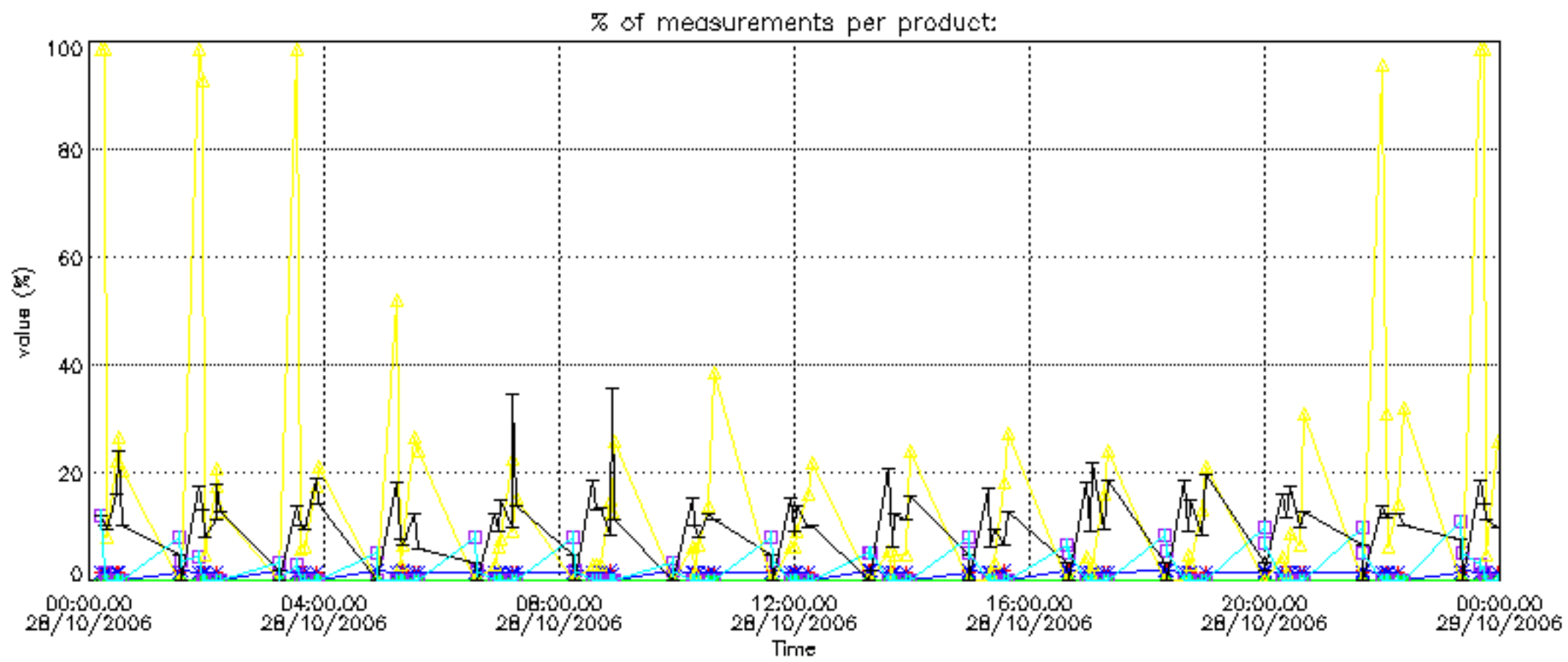


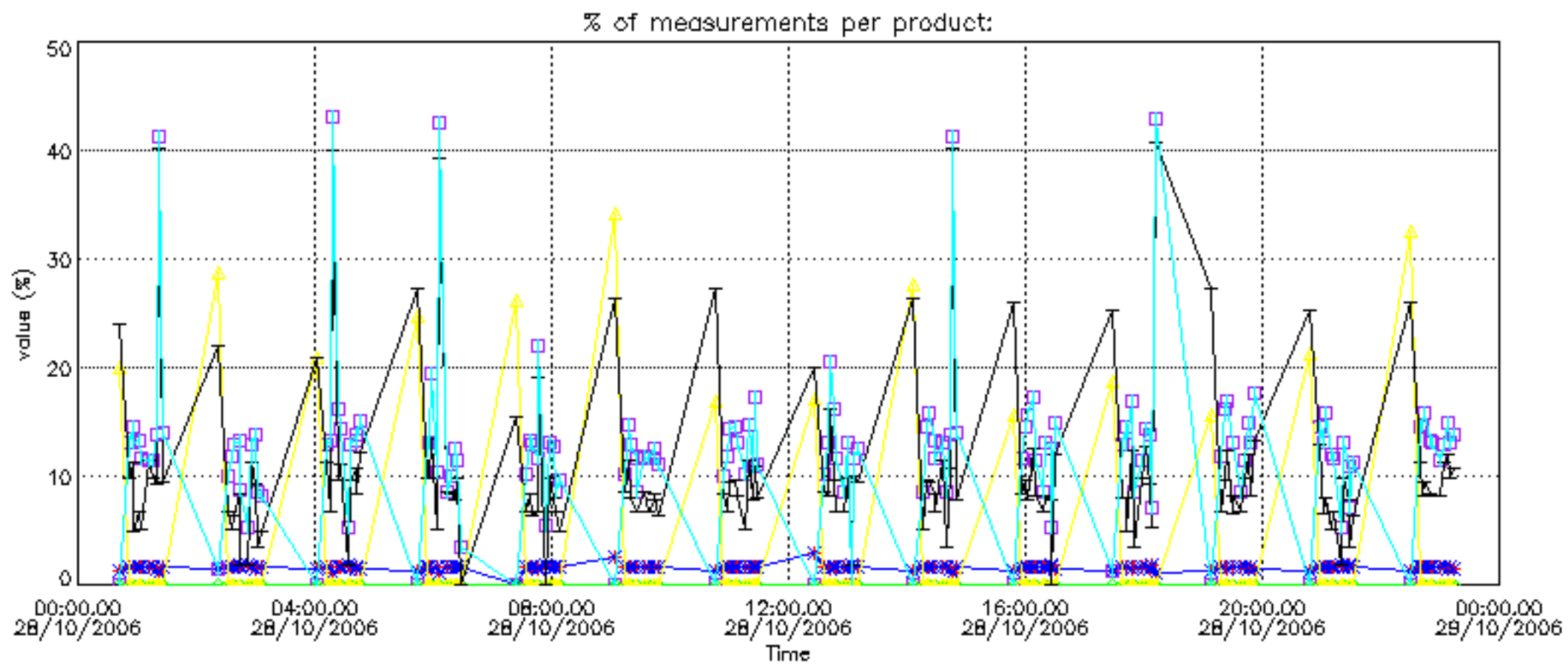
Percentage of flagged data per NO2 profile



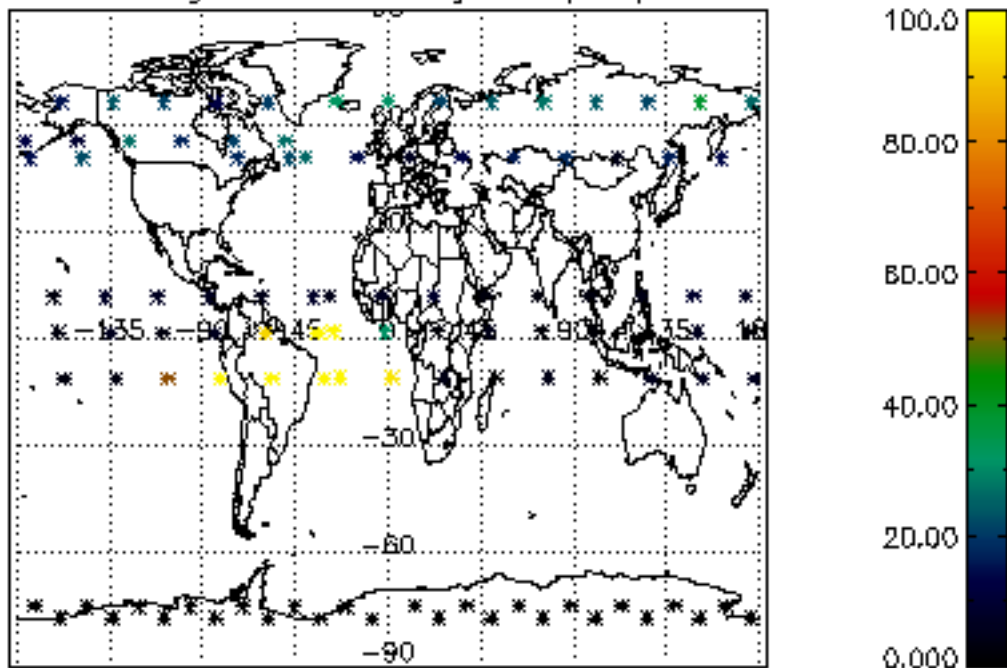
Percentage of flagged data per NO3 profile



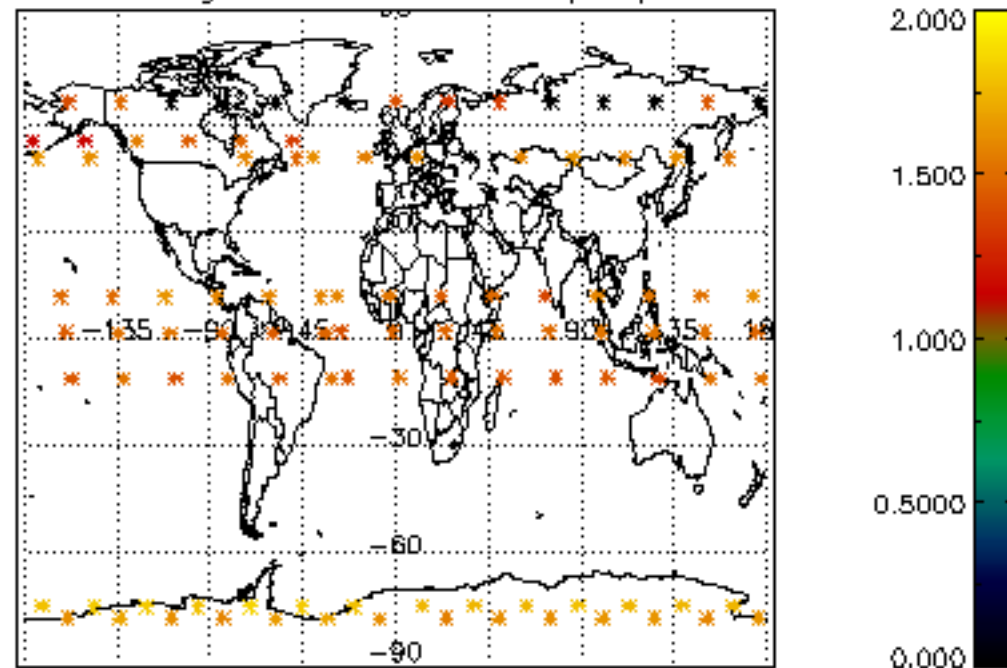




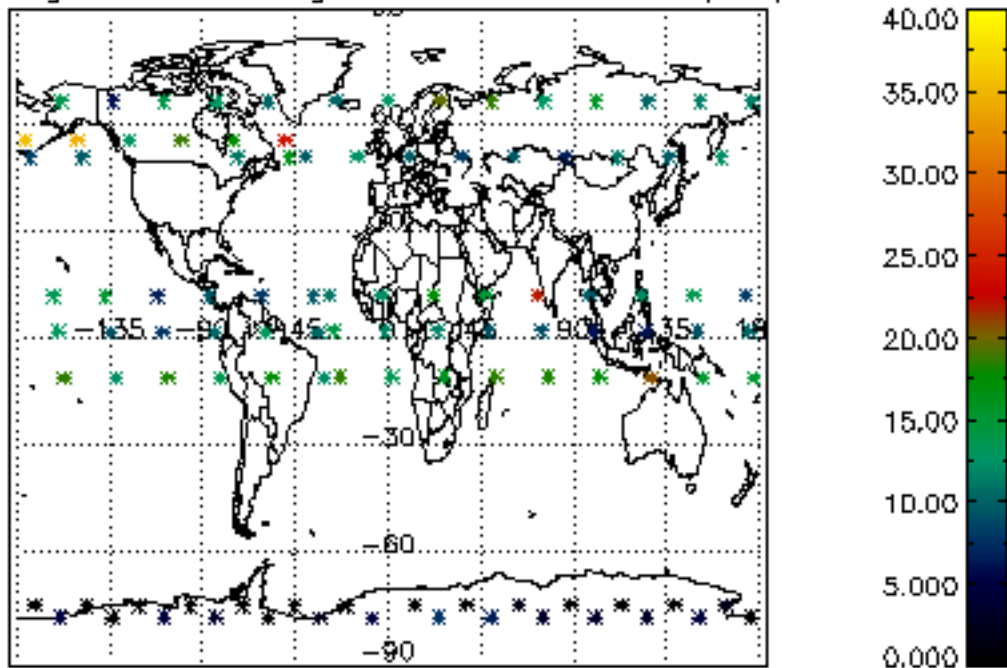
Percentage of cosmic ray hits per profile



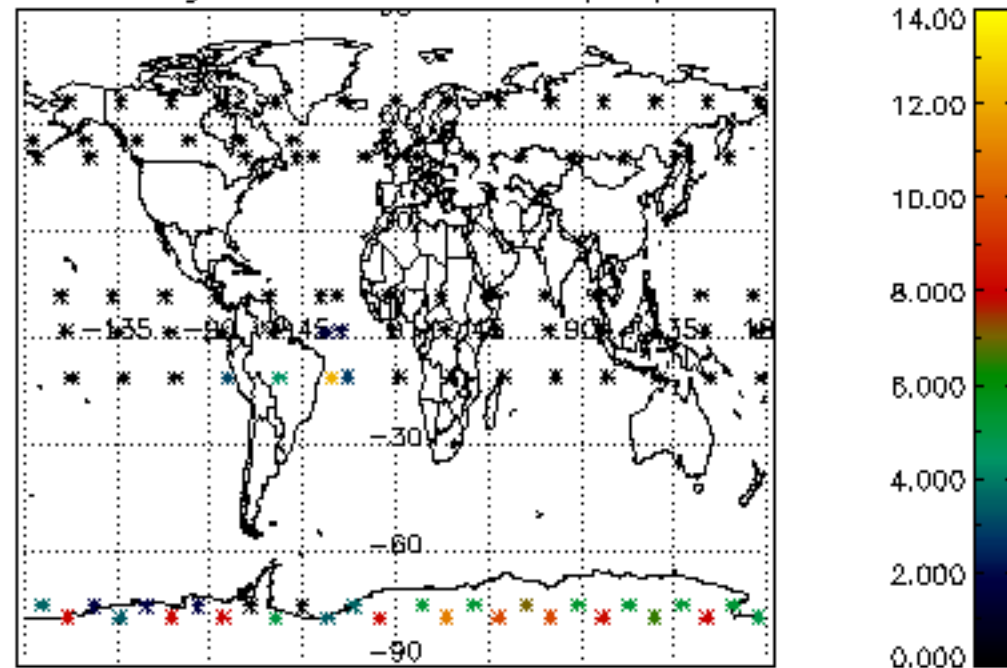
Percentage of datation errors per profile



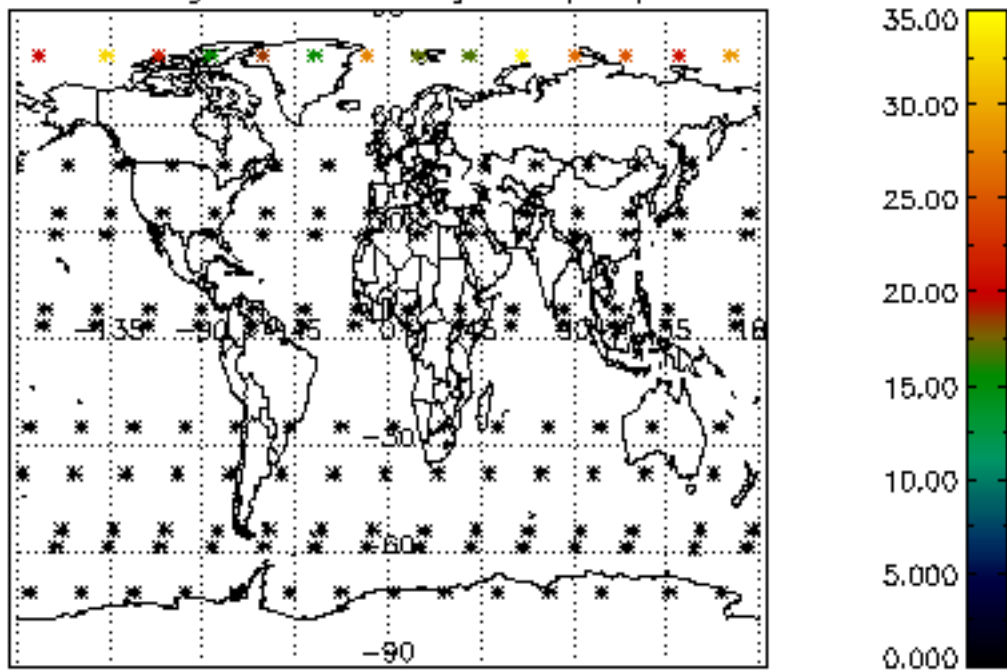
Percentage of star falling outside central band per profile



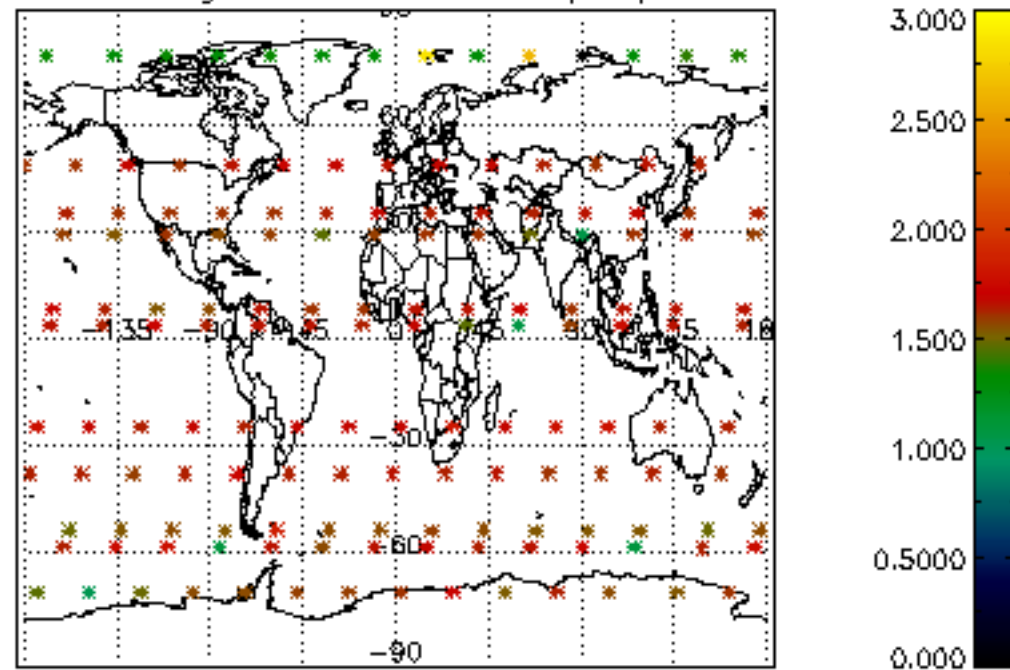
Percentage of saturation errors per profile



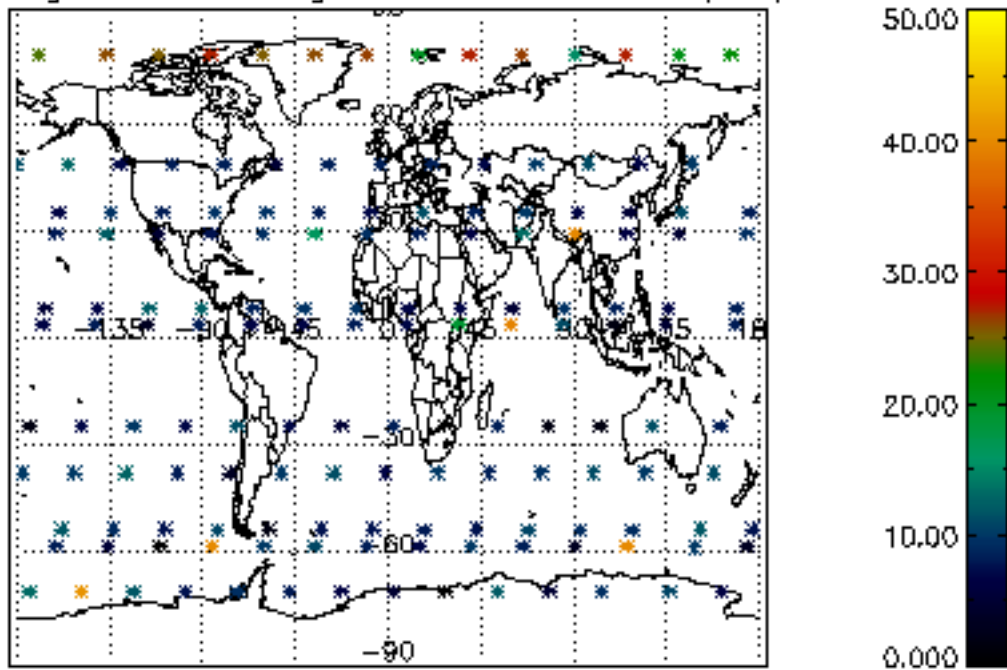
Percentage of cosmic ray hits per profile



Percentage of datation errors per profile



Percentage of star falling outside central band per profile



Percentage of saturation errors per profile

