

GOMOS Level 2 Daily Report

SUMMARY

[1. General Info](#)

[2. Summary of processed GOM_NL_2P products](#)

[3. Level 2 Quality information per product](#)

[3.1 Plot of level 2 quality information per product \(time dependant\)](#)

[3.2 Plot of level 2 quality information per product \(world map\)](#)

[4. Level 1 Quality information per product \(stored on level 2 products\)](#)

[4.1 Plot of level 1 quality information per product \(time dependant\)](#)

[4.1.1 Plot of level 1 quality information per product \(time dependant\): ASCENDING](#)

[4.1.2 Plot of level 1 quality information per product \(time dependant\): DESCENDING](#)

[4.2 Plot of level 1 quality information per product \(world map\)](#)

[4.2.1 Plot of level 1 quality information per product \(world map\): ASCENDING](#)

[4.2.2 Plot of level 1 quality information per product \(world map\): DESCENDING](#)

[5. Ozone profiles based on quality statistics and other trace gas profiles](#)

[5.1 Ozone statistics based on quality of products](#)

[5.2 Plot ozone profiles for all STD \(dark without errors\)](#)

[5.3 Plot ozone profiles where STD < 20% \(dark without errors\)](#)

[5.4. Plot ozone profiles where STD < 10% \(dark without errors\)](#)

[5.5. Plot ozone profiles where STD < 5% \(dark without errors\)](#)

[5.6 Plot NO2 profiles for all STD \(dark without errors\)](#)

[5.7 Plot NO3 profiles for all STD \(dark without errors\)](#)

[5.8 Plot H2O profiles \(only for occultations of stars 1,2,3,4,13,14,16,26,63 dark without errors\) for all STD](#)

[6. Auxiliary Data Files used for the production reported in section 2](#)

This report presents the daily analysis on parameters extracted from GOMOS level 2 data (GOM_NL__2P). It is intended to monitor some important parameters that will impact the quality of these products. A list of level 2 products (and content) that have arrived during the reporting day to the PCF is also given.

Item	Value
Time of report generation	24APR2013 05:20:46
Data source version	GOMOS/6.01
Start time of products	27-10-2006 (27OCT2006 00:00:00)
Stop time of products	28-10-2006 (28OCT2006 00:00:00)
Store outputs in DB	Yes
Nb of level 2 prods	264
Nb of prods with errors	1

2. Summary of processed GOM_NL__2P products.

Nr	Filename	UTC Start time	Limb	Duration	Star Id	Star Name	Star Mag	Star Temp	Nb Meas	Orbit	Prod. error
1	GOM_NL__2PRFIN20061027_004756_000000352052_00246_24348_3222.N1	27-OCT-2006 00:47:56	Dark	34.500	46	Del Vel	1.9540	10600.	69	24348	Yes
2	GOM_NL__2PRFIN20061027_004933_000000342052_00246_24348_3223.N1	27-OCT-2006 00:49:33	Dark	33.500	29	Bet Car	1.6720	10200.	67	24348	No
3	GOM_NL__2PRFIN20061027_010033_000000322052_00246_24348_3224.N1	27-OCT-2006 01:00:33	Dark	32.000	143	Alp Hyi	2.8570	7200.0	64	24348	No
4	GOM_NL__2PRFIN20061027_010157_000000362052_00246_24348_3225.N1	27-OCT-2006 01:01:57	Dark	36.000	9	Alp Eri	0.45300	24000.	72	24348	No
5	GOM_NL__2PRFIN20061027_010503_000000352052_00246_24348_3226.N1	27-OCT-2006 01:05:03	Straylight	34.500	157	The1Eri	2.9060	9300.0	69	24348	No
6	GOM_NL__2PRFIN20061027_011319_000000392052_00246_24348_3227.N1	27-OCT-2006 01:13:19	Straylight	38.500	52	16Bet Cet	2.0370	4500.0	77	24348	No
7	GOM_NL__2PRFIN20061027_012248_000000302052_00246_24348_3228.N1	27-OCT-2006 01:22:48	Bright	30.000	140	88Gam Peg	2.8340	26000.	60	24348	No
8	GOM_NL__2PRFIN20061027_012641_000000302052_00246_24348_3229.N1	27-OCT-2006 01:26:41	Bright	30.000	58	21Alp And	2.0730	11000.	60	24348	No
9	GOM_NL__2PRFIN20061027_012828_000000352052_00246_24348_3230.N1	27-OCT-2006 01:28:28	Bright	34.500	53	43Bet And	2.0480	3300.0	69	24348	No
10	GOM_NL__2PRFIN20061027_013417_000000312052_00246_24348_3231.N1	27-OCT-2006 01:34:17	Bright	31.000	68	18Alp Cas	2.2250	4500.0	62	24348	No
11	GOM_NL__2PRFIN20061027_013532_000000302052_00246_24348_3232.N1	27-OCT-2006 01:35:32	Bright	30.000	76	27Gam Cas	2.3000	30000.	60	24348	No
12	GOM_NL__2PRFIN20061027_014332_000000302052_00246_24348_3233.N1	27-OCT-2006 01:43:32	Bright	30.000	49	1Alp UMi	1.9900	6300.0	60	24348	No
13	GOM_NL__2PRFIN20061027_014708_000000462052_00246_24348_3234.N1	27-OCT-2006 01:47:08	Bright	46.000	60	7Bet UMi	2.0810	3950.0	92	24348	No
14	GOM_NL__2PRFIN20061027_015146_000000322052_00246_24348_3235.N1	27-OCT-2006 01:51:46	Bright	32.000	36	50Alp UMa	1.8000	6300.0	64	24348	No
15	GOM_NL__2PRFIN20061027_015306_000000312052_00246_24348_3236.N1	27-OCT-2006 01:53:06	Bright	30.500	32	77Eps UMa	1.7630	11000.	61	24348	No
16	GOM_NL__2PRFIN20061027_015656_000000322052_00246_24348_3237.N1	27-OCT-2006 01:56:56	Bright	31.500	174	52Psi UMa	3.0040	4400.0	63	24348	No
17	GOM_NL__2PRFIN20061027_020404_000000312052_00246_24348_3238.N1	27-OCT-2006 02:04:04	Bright	30.500	96	68Del Leo	2.5600	9300.0	61	24348	No
18	GOM_NL__2PRFIN20061027_020517_000000282052_00246_24348_3239.N1	27-OCT-2006 02:05:17	Bright	28.000	62	94Bet Leo	2.1360	9700.0	56	24348	No
19	GOM_NL__2PRFIN20061027_022344_000000372052_00246_24348_3240.N1	27-OCT-2006 02:23:44	Dark	36.500	113	Mu Vel	2.6920	5000.0	73	24348	No
20	GOM_NL__2PRFIN20061027_022717_000000332052_00247_24349_3223.N1	27-OCT-2006 02:27:17	Dark	33.000	91	Kap Vel	2.4900	26000.	66	24349	No
21	GOM_NL__2PRFIN20061027_022832_000000372052_00247_24349_3224.N1	27-OCT-2006 02:28:32	Dark	37.000	46	Del Vel	1.9540	10600.	74	24349	No
22	GOM_NL__2PRFIN20061027_023009_000000332052_00247_24349_3225.N1	27-OCT-2006 02:30:09	Dark	32.500	29	Bet Car	1.6720	10200.	65	24349	No
23	GOM_NL__2PRFIN20061027_024109_000000312052_00247_24349_3226.N1	27-OCT-2006 02:41:09	Dark	30.500	143	Alp Hyi	2.8570	7200.0	61	24349	No
24	GOM_NL__2PRFIN20061027_024233_000000382052_00247_24349_3227.N1	27-OCT-2006 02:42:33	Dark	37.500	9	Alp Eri	0.45300	24000.	75	24349	No
25	GOM_NL__2PRFIN20061027_024539_000000382052_00247_24349_3228.N1	27-OCT-2006 02:45:39	Straylight	37.500	157	The1Eri	2.9060	9300.0	75	24349	No
26	GOM_NL__2PRFIN20061027_025355_000000372052_00247_24349_3229.N1	27-OCT-2006 02:53:55	Straylight	36.500	52	16Bet Cet	2.0370	4500.0	73	24349	No
27	GOM_NL__2PRFIN20061027_030324_000000302052_00247_24349_3230.N1	27-OCT-2006 03:03:24	Bright	30.000	140	88Gam Peg	2.8340	26000.	60	24349	No
28	GOM_NL__2PRFIN20061027_030717_000000322052_00247_24349_3231.N1	27-OCT-2006 03:07:17	Bright	31.500	58	21Alp And	2.0730	11000.	63	24349	No
29	GOM_NL__2PRFIN20061027_030904_000000322052_00247_24349_3232.N1	27-OCT-2006 03:09:04	Bright	32.000	53	43Bet And	2.0480	3300.0	64	24349	No
30	GOM_NL__2PRFIN20061027_031452_000000312052_00247_24349_3233.N1	27-OCT-2006 03:14:52	Bright	30.500	68	18Alp Cas	2.2250	4500.0	61	24349	No
31	GOM_NL__2PRFIN20061027_031608_000000312052_00247_24349_3234.N1	27-OCT-2006 03:16:08	Bright	30.500	76	27Gam Cas	2.3000	30000.	61	24349	No
32	GOM_NL__2PRFIN20061027_032408_000000302052_00247_24349_3235.N1	27-OCT-2006 03:24:08	Bright	30.000	49	1Alp UMi	1.9900	6300.0	60	24349	No
33	GOM_NL__2PRFIN20061027_032744_000000312052_00247_24349_3236.N1	27-OCT-2006 03:27:44	Bright	31.000	60	7Bet UMi	2.0810	3950.0	62	24349	No
34	GOM_NL__2PRFIN20061027_033221_000000332052_00247_24349_3237.N1	27-OCT-2006 03:32:21	Bright	33.000	36	50Alp UMa	1.8000	6300.0	66	24349	No
35	GOM_NL__2PRFIN20061027_033341_000000282052_00247_24349_3238.N1	27-OCT-2006 03:33:41	Bright	28.000	32	77Eps UMa	1.7630	11000.	56	24349	No
36	GOM_NL__2PRFIN20061027_033732_000000302052_00247_24349_3239.N1	27-OCT-2006 03:37:32	Bright	30.000	174	52Psi UMa	3.0040	4400.0	60	24349	No
37	GOM_NL__2PRFIN20061027_034440_000000312052_00247_24349_3240.N1	27-OCT-2006 03:44:40	Bright	30.500	96	68Del Leo	2.5600	9300.0	61	24349	No
38	GOM_NL__2PRFIN20061027_034553_000000282052_00247_24349_3241.N1	27-OCT-2006 03:45:53	Bright	28.000	62	94Bet Leo	2.1360	9700.0	56	24349	No
39	GOM_NL__2PRFIN20061027_040421_000000362052_00247_24349_3242.N1	27-OCT-2006 04:04:21	Dark	36.000	113	Mu Vel	2.6920	5000.0	72	24349	No
40	GOM_NL__2PRFIN20061027_040753_000000342052_00248_24350_3223.N1	27-OCT-2006 04:07:53	Dark	33.500	91	Kap Vel	2.4900	26000.	67	24350	No
41	GOM_NL__2PRFIN20061027_041046_000000322052_00248_24350_3224.N1	27-OCT-2006 04:10:46	Dark	31.500	29	Bet Car	1.6720	10200.	63	24350	No
42	GOM_NL__2PRFIN20061027_042145_000000302052_00248_24350_3225.N1	27-OCT-2006 04:21:45	Dark	30.000	143	Alp Hyi	2.8570	7200.0	60	24350	No

43	GOM_NL__2PRFIN20061027_042309_000000322052_00248_24350_3226.N1	27-OCT-2006 04:23:09	Dark	31.500	9	Alp Eri	0.45300	24000.	63	24350	No
44	GOM_NL__2PRFIN20061027_042616_000000372052_00248_24350_3227.N1	27-OCT-2006 04:26:16	Straylight	37.000	157	The1Eri	2.9060	9300.0	74	24350	No
45	GOM_NL__2PRFIN20061027_043432_000000372052_00248_24350_3228.N1	27-OCT-2006 04:34:32	Straylight	36.500	52	16Bet Cet	2.0370	4500.0	73	24350	No
46	GOM_NL__2PRFIN20061027_044401_000000302052_00248_24350_3229.N1	27-OCT-2006 04:44:01	Bright	29.500	140	88Gam Peg	2.8340	26000.	59	24350	No
47	GOM_NL__2PRFIN20061027_044753_000000292052_00248_24350_3230.N1	27-OCT-2006 04:47:53	Bright	29.000	58	21Alp And	2.0730	11000.	58	24350	No
48	GOM_NL__2PRFIN20061027_044940_000000332052_00248_24350_3231.N1	27-OCT-2006 04:49:40	Bright	33.000	53	43Bet And	2.0480	3300.0	66	24350	No
49	GOM_NL__2PRFIN20061027_045528_000000322052_00248_24350_3232.N1	27-OCT-2006 04:55:28	Bright	31.500	68	18Alp Cas	2.2250	4500.0	63	24350	No
50	GOM_NL__2PRFIN20061027_045644_000000312052_00248_24350_3233.N1	27-OCT-2006 04:56:44	Bright	30.500	76	27Gam Cas	2.3000	30000.	61	24350	No
51	GOM_NL__2PRFIN20061027_050444_000000282052_00248_24350_3234.N1	27-OCT-2006 05:04:44	Bright	27.500	49	1Alp UMi	1.9900	6300.0	55	24350	No
52	GOM_NL__2PRFIN20061027_050820_000000322052_00248_24350_3235.N1	27-OCT-2006 05:08:20	Bright	31.500	60	7Bet UMi	2.0810	3950.0	63	24350	No
53	GOM_NL__2PRFIN20061027_051258_000000322052_00248_24350_3236.N1	27-OCT-2006 05:12:58	Bright	32.000	36	50Alp UMa	1.8000	6300.0	64	24350	No
54	GOM_NL__2PRFIN20061027_051418_000000312052_00248_24350_3237.N1	27-OCT-2006 05:14:18	Bright	30.500	32	77Eps UMa	1.7630	11000.	61	24350	No
55	GOM_NL__2PRFIN20061027_051808_000000322052_00248_24350_3238.N1	27-OCT-2006 05:18:08	Bright	31.500	174	52Psi UMa	3.0040	4400.0	63	24350	No
56	GOM_NL__2PRFIN20061027_052516_000000302052_00248_24350_3239.N1	27-OCT-2006 05:25:16	Bright	29.500	96	68Del Leo	2.5600	9300.0	59	24350	No
57	GOM_NL__2PRFIN20061027_052630_000000272052_00248_24350_3240.N1	27-OCT-2006 05:26:30	Bright	27.000	62	94Bet Leo	2.1360	9700.0	54	24350	No
58	GOM_NL__2PRFIN20061027_054457_000000362052_00248_24350_3241.N1	27-OCT-2006 05:44:57	Dark	35.500	113	Mu Vel	2.6920	5000.0	71	24350	No
59	GOM_NL__2PRFIN20061027_055122_000000322052_00249_24351_3223.N1	27-OCT-2006 05:51:22	Dark	31.500	29	Bet Car	1.6720	10200.	63	24351	No
60	GOM_NL__2PRFIN20061027_060221_000000322052_00249_24351_3224.N1	27-OCT-2006 06:02:21	Dark	31.500	143	Alp Hyi	2.8570	7200.0	63	24351	No
61	GOM_NL__2PRFIN20061027_060345_000000462052_00249_24351_3225.N1	27-OCT-2006 06:03:45	Dark	45.500	9	Alp Eri	0.45300	24000.	91	24351	No
62	GOM_NL__2PRFIN20061027_060652_000000342052_00249_24351_3226.N1	27-OCT-2006 06:06:52	Straylight	34.000	157	The1Eri	2.9060	9300.0	68	24351	No
63	GOM_NL__2PRFIN20061027_061508_000000392052_00249_24351_3227.N1	27-OCT-2006 06:15:08	Straylight	38.500	52	16Bet Cet	2.0370	4500.0	77	24351	No
64	GOM_NL__2PRFIN20061027_062436_000000302052_00249_24351_3228.N1	27-OCT-2006 06:24:36	Bright	30.000	140	88Gam Peg	2.8340	26000.	60	24351	No
65	GOM_NL__2PRFIN20061027_062829_000000302052_00249_24351_3229.N1	27-OCT-2006 06:28:29	Bright	29.500	58	21Alp And	2.0730	11000.	59	24351	No
66	GOM_NL__2PRFIN20061027_063016_000000332052_00249_24351_3230.N1	27-OCT-2006 06:30:16	Bright	32.500	53	43Bet And	2.0480	3300.0	65	24351	No
67	GOM_NL__2PRFIN20061027_063605_000000292052_00249_24351_3231.N1	27-OCT-2006 06:36:05	Bright	29.000	68	18Alp Cas	2.2250	4500.0	58	24351	No
68	GOM_NL__2PRFIN20061027_063719_000000302052_00249_24351_3232.N1	27-OCT-2006 06:37:19	Bright	30.000	76	27Gam Cas	2.3000	30000.	60	24351	No
69	GOM_NL__2PRFIN20061027_064520_000000302052_00249_24351_3233.N1	27-OCT-2006 06:45:20	Bright	29.500	49	1Alp UMi	1.9900	6300.0	59	24351	No
70	GOM_NL__2PRFIN20061027_064856_000000372052_00249_24351_3234.N1	27-OCT-2006 06:48:56	Bright	37.000	60	7Bet UMi	2.0810	3950.0	74	24351	No
71	GOM_NL__2PRFIN20061027_065333_000000312052_00249_24351_3235.N1	27-OCT-2006 06:53:33	Bright	30.500	36	50Alp UMa	1.8000	6300.0	61	24351	No
72	GOM_NL__2PRFIN20061027_065454_000000302052_00249_24351_3236.N1	27-OCT-2006 06:54:54	Bright	29.500	32	77Eps UMa	1.7630	11000.	59	24351	No
73	GOM_NL__2PRFIN20061027_065844_000000302052_00249_24351_3237.N1	27-OCT-2006 06:58:44	Bright	29.500	174	52Psi UMa	3.0040	4400.0	59	24351	No
74	GOM_NL__2PRFIN20061027_070553_000000312052_00249_24351_3238.N1	27-OCT-2006 07:05:53	Bright	30.500	96	68Del Leo	2.5600	9300.0	61	24351	No
75	GOM_NL__2PRFIN20061027_070706_000000282052_00249_24351_3239.N1	27-OCT-2006 07:07:06	Bright	28.000	62	94Bet Leo	2.1360	9700.0	56	24351	No
76	GOM_NL__2PRFIN20061027_072533_000000362052_00249_24351_3240.N1	27-OCT-2006 07:25:33	Dark	36.000	113	Mu Vel	2.6920	5000.0	72	24351	No
77	GOM_NL__2PRFIN20061027_073158_000000322052_00250_24352_3223.N1	27-OCT-2006 07:31:58	Dark	32.000	29	Bet Car	1.6720	10200.	64	24352	No
78	GOM_NL__2PRFIN20061027_074257_000000332052_00250_24352_3224.N1	27-OCT-2006 07:42:57	Dark	33.000	143	Alp Hyi	2.8570	7200.0	66	24352	No
79	GOM_NL__2PRFIN20061027_074422_000000442052_00250_24352_3225.N1	27-OCT-2006 07:44:22	Dark	43.500	9	Alp Eri	0.45300	24000.	87	24352	No
80	GOM_NL__2PRFIN20061027_074729_000000362052_00250_24352_3226.N1	27-OCT-2006 07:47:29	Straylight	35.500	157	The1Eri	2.9060	9300.0	71	24352	No
81	GOM_NL__2PRFIN20061027_075544_000000332052_00250_24352_3227.N1	27-OCT-2006 07:55:44	Straylight	32.500	52	16Bet Cet	2.0370	4500.0	65	24352	No
82	GOM_NL__2PRFIN20061027_080513_000000312052_00250_24352_3228.N1	27-OCT-2006 08:05:13	Bright	30.500	140	88Gam Peg	2.8340	26000.	61	24352	No
83	GOM_NL__2PRFIN20061027_080905_000000312052_00250_24352_3229.N1	27-OCT-2006 08:09:05	Bright	30.500	58	21Alp And	2.0730	11000.	61	24352	No
84	GOM_NL__2PRFIN20061027_081052_000000332052_00250_24352_3230.N1	27-OCT-2006 08:10:52	Bright	32.500	53	43Bet And	2.0480	3300.0	65	24352	No
85	GOM_NL__2PRFIN20061027_081640_000000302052_00250_24352_3231.N1	27-OCT-2006 08:16:40	Bright	30.000	68	18Alp Cas	2.2250	4500.0	60	24352	No
86	GOM_NL__2PRFIN20061027_081755_000000472052_00250_24352_3232.N1	27-OCT-2006 08:17:55	Bright	47.000	76	27Gam Cas	2.3000	30000.	94	24352	No
87	GOM_NL__2PRFIN20061027_082556_000000302052_00250_24352_3233.N1	27-OCT-2006 08:25:56	Bright	30.000	49	1Alp UMi	1.9900	6300.0	60	24352	No
88	GOM_NL__2PRFIN20061027_082932_000000312052_00250_24352_3234.N1	27-OCT-2006 08:29:32	Bright	31.000	60	7Bet UMi	2.0810	3950.0	62	24352	No
89	GOM_NL__2PRFIN20061027_083409_000000322052_00250_24352_3235.N1	27-OCT-2006 08:34:09	Bright	31.500	36	50Alp UMa	1.8000	6300.0	63	24352	No
90	GOM_NL__2PRFIN20061027_083530_000000312052_00250_24352_3236.N1	27-OCT-2006 08:35:30	Bright	31.000	32	77Eps UMa	1.7630	11000.	62	24352	No
91	GOM_NL__2PRFIN20061027_083920_000000312052_00250_24352_3237.N1	27-OCT-2006 08:39:20	Bright	30.500	174	52Psi UMa	3.0040	4400.0	61	24352	No
92	GOM_NL__2PRFIN20061027_084628_000000302052_00250_24352_3238.N1	27-OCT-2006 08:46:28	Bright	29.500	96	68Del Leo	2.5600	9300.0	59	24352	No
93	GOM_NL__2PRFIN20061027_084742_000000282052_00250_24352_3239.N1	27-OCT-2006 08:47:42	Bright	27.500	62	94Bet Leo	2.1360	9700.0	55	24352	No
94	GOM_NL__2PRFIN20061027_090609_000000342052_00250_24352_3240.N1	27-OCT-2006 09:06:09	Dark	34.000	113	Mu Vel	2.6920	5000.0	68	24352	No
95	GOM_NL__2PRFIN20061027_090942_000000342052_00251_24353_3223.N1	27-OCT-2006 09:09:42	Dark	34.000	91	Kap Vel	2.4900	26000.	68	24353	No
96	GOM_NL__2PRFIN20061027_091235_000000342052_00251_24353_3224.N1	27-OCT-2006 09:12:35	Dark	34.000	29	Bet Car	1.6720	10200.	68	24353	No
97	GOM_NL__2PRFIN20061027_092334_000000322052_00251_24353_3225.N1	27-OCT-2006 09:23:34	Dark	31.500	143	Alp Hyi	2.8570	7200.0	63	24353	No
98	GOM_NL__2PRFIN20061027_092458_000000392052_00251_24353_3226.N1	27-OCT-2006 09:24:58	Dark	39.000	9	Alp Eri	0.45300	24000.	78	24353	No
99	GOM_NL__2PRFIN20061027_092805_000000352052_00251_24353_3227.N1	27-OCT-2006 09:28:05	Straylight	34.500	157	The1Eri	2.9060	9300.0	69	24353	No
100	GOM_NL__2PRFIN20061027_093620_000000362052_00251_24353_3228.N1	27-OCT-2006 09:36:20	Straylight	36.000	52	16Bet Cet	2.0370	4500.0	72	24353	No
101	GOM_NL__2PRFIN20061027_094549_000000312052_00251_24353_3229.N1	27-OCT-2006 09:45:49	Bright	30.500	140	88Gam Peg	2.8340	26000.	61	24353	No

102	GOM_NL__2PRFIN20061027_094941_000000312052_00251_24353_3230.N1	27-OCT-2006 09:49:41	Bright	30.500	58	21Alp And	2.0730	11000.	61	24353	No
103	GOM_NL__2PRFIN20061027_095128_000000342052_00251_24353_3231.N1	27-OCT-2006 09:51:28	Bright	33.500	53	43Bet And	2.0480	3300.0	67	24353	No
104	GOM_NL__2PRFIN20061027_095716_000000282052_00251_24353_3232.N1	27-OCT-2006 09:57:16	Bright	28.000	68	18Alp Cas	2.2250	4500.0	56	24353	No
105	GOM_NL__2PRFIN20061027_095831_000000292052_00251_24353_3233.N1	27-OCT-2006 09:58:31	Bright	28.500	76	27Gam Cas	2.3000	30000.	57	24353	No
106	GOM_NL__2PRFIN20061027_100632_000000302052_00251_24353_3234.N1	27-OCT-2006 10:06:32	Bright	29.500	49	1Alp UMi	1.9900	6300.0	59	24353	No
107	GOM_NL__2PRFIN20061027_101009_000000312052_00251_24353_3235.N1	27-OCT-2006 10:10:09	Bright	30.500	60	7Bet UMi	2.0810	3950.0	61	24353	No
108	GOM_NL__2PRFIN20061027_101445_000000342052_00251_24353_3236.N1	27-OCT-2006 10:14:45	Bright	33.500	36	50Alp UMa	1.8000	6300.0	67	24353	No
109	GOM_NL__2PRFIN20061027_101606_000000292052_00251_24353_3237.N1	27-OCT-2006 10:16:06	Bright	28.500	32	77Eps UMa	1.7630	11000.	57	24353	No
110	GOM_NL__2PRFIN20061027_101956_000000332052_00251_24353_3238.N1	27-OCT-2006 10:19:56	Bright	32.500	174	52Psi UMa	3.0040	4400.0	65	24353	No
111	GOM_NL__2PRFIN20061027_102705_000000302052_00251_24353_3239.N1	27-OCT-2006 10:27:05	Bright	30.000	96	68Del Leo	2.5600	9300.0	60	24353	No
112	GOM_NL__2PRFIN20061027_102818_000000282052_00251_24353_3240.N1	27-OCT-2006 10:28:18	Bright	28.000	62	94Bet Leo	2.1360	9700.0	56	24353	No
113	GOM_NL__2PRFIN20061027_104646_000000332052_00251_24353_3241.N1	27-OCT-2006 10:46:46	Dark	33.000	113	Mu Vel	2.6920	5000.0	66	24353	No
114	GOM_NL__2PRFIN20061027_105019_000000342052_00252_24354_3223.N1	27-OCT-2006 10:50:19	Dark	33.500	91	Kap Vel	2.4900	26000.	67	24354	No
115	GOM_NL__2PRFIN20061027_105311_000000332052_00252_24354_3224.N1	27-OCT-2006 10:53:11	Dark	32.500	29	Bet Car	1.6720	10200.	65	24354	No
116	GOM_NL__2PRFIN20061027_110410_000000312052_00252_24354_3225.N1	27-OCT-2006 11:04:10	Dark	31.000	143	Alp Hyi	2.8570	7200.0	62	24354	No
117	GOM_NL__2PRFIN20061027_110534_000000432052_00252_24354_3226.N1	27-OCT-2006 11:05:34	Dark	43.000	9	Alp Eri	0.45300	24000.	86	24354	No
118	GOM_NL__2PRFIN20061027_110841_000000362052_00252_24354_3227.N1	27-OCT-2006 11:08:41	Straylight	35.500	157	The1Eri	2.9060	9300.0	71	24354	No
119	GOM_NL__2PRFIN20061027_111656_000000372052_00252_24354_3228.N1	27-OCT-2006 11:16:56	Straylight	37.000	52	16Bet Cet	2.0370	4500.0	74	24354	No
120	GOM_NL__2PRFIN20061027_112625_000000312052_00252_24354_3229.N1	27-OCT-2006 11:26:25	Bright	30.500	140	88Gam Peg	2.8340	26000.	61	24354	No
121	GOM_NL__2PRFIN20061027_113017_000000302052_00252_24354_3230.N1	27-OCT-2006 11:30:17	Bright	30.000	58	21Alp And	2.0730	11000.	60	24354	No
122	GOM_NL__2PRFIN20061027_113203_000000312052_00252_24354_3231.N1	27-OCT-2006 11:32:03	Bright	30.500	53	43Bet And	2.0480	3300.0	61	24354	No
123	GOM_NL__2PRFIN20061027_113752_000000312052_00252_24354_3232.N1	27-OCT-2006 11:37:52	Bright	31.000	68	18Alp Cas	2.2250	4500.0	62	24354	No
124	GOM_NL__2PRFIN20061027_113907_000000302052_00252_24354_3233.N1	27-OCT-2006 11:39:07	Bright	29.500	76	27Gam Cas	2.3000	30000.	59	24354	No
125	GOM_NL__2PRFIN20061027_114708_000000312052_00252_24354_3234.N1	27-OCT-2006 11:47:08	Bright	31.000	49	1Alp UMi	1.9900	6300.0	62	24354	No
126	GOM_NL__2PRFIN20061027_115045_000000312052_00252_24354_3235.N1	27-OCT-2006 11:50:45	Bright	30.500	60	7Bet UMi	2.0810	3950.0	61	24354	No
127	GOM_NL__2PRFIN20061027_115521_000000322052_00252_24354_3236.N1	27-OCT-2006 11:55:21	Bright	31.500	36	50Alp UMa	1.8000	6300.0	63	24354	No
128	GOM_NL__2PRFIN20061027_115642_000000282052_00252_24354_3237.N1	27-OCT-2006 11:56:42	Bright	28.000	32	77Eps UMa	1.7630	11000.	56	24354	No
129	GOM_NL__2PRFIN20061027_120032_000000302052_00252_24354_3238.N1	27-OCT-2006 12:00:32	Bright	29.500	174	52Psi UMa	3.0040	4400.0	59	24354	No
130	GOM_NL__2PRFIN20061027_120741_000000362052_00252_24354_3239.N1	27-OCT-2006 12:07:41	Bright	35.500	96	68Del Leo	2.5600	9300.0	71	24354	No
131	GOM_NL__2PRFIN20061027_120854_000000282052_00252_24354_3240.N1	27-OCT-2006 12:08:54	Bright	27.500	62	94Bet Leo	2.1360	9700.0	55	24354	No
132	GOM_NL__2PRFIN20061027_122722_000000352052_00252_24354_3241.N1	27-OCT-2006 12:27:22	Dark	35.000	113	Mu Vel	2.6920	5000.0	70	24354	No
133	GOM_NL__2PRFIN20061027_123055_000000352052_00253_24355_3223.N1	27-OCT-2006 12:30:55	Dark	34.500	91	Kap Vel	2.4900	26000.	69	24355	No
134	GOM_NL__2PRFIN20061027_123347_000000312052_00253_24355_3224.N1	27-OCT-2006 12:33:47	Dark	31.000	29	Bet Car	1.6720	10200.	62	24355	No
135	GOM_NL__2PRFIN20061027_124446_000000332052_00253_24355_3225.N1	27-OCT-2006 12:44:46	Dark	32.500	143	Alp Hyi	2.8570	7200.0	65	24355	No
136	GOM_NL__2PRFIN20061027_124610_000000402052_00253_24355_3226.N1	27-OCT-2006 12:46:10	Dark	40.000	9	Alp Eri	0.45300	24000.	80	24355	No
137	GOM_NL__2PRFIN20061027_124917_000000372052_00253_24355_3227.N1	27-OCT-2006 12:49:17	Straylight	36.500	157	The1Eri	2.9060	9300.0	73	24355	No
138	GOM_NL__2PRFIN20061027_125732_000000402052_00253_24355_3228.N1	27-OCT-2006 12:57:32	Straylight	40.000	52	16Bet Cet	2.0370	4500.0	80	24355	No
139	GOM_NL__2PRFIN20061027_130701_000000302052_00253_24355_3229.N1	27-OCT-2006 13:07:01	Bright	29.500	140	88Gam Peg	2.8340	26000.	59	24355	No
140	GOM_NL__2PRFIN20061027_131053_000000312052_00253_24355_3230.N1	27-OCT-2006 13:10:53	Bright	31.000	58	21Alp And	2.0730	11000.	62	24355	No
141	GOM_NL__2PRFIN20061027_131239_000000332052_00253_24355_3231.N1	27-OCT-2006 13:12:39	Bright	32.500	53	43Bet And	2.0480	3300.0	65	24355	No
142	GOM_NL__2PRFIN20061027_131828_000000312052_00253_24355_3232.N1	27-OCT-2006 13:18:28	Bright	31.000	68	18Alp Cas	2.2250	4500.0	62	24355	No
143	GOM_NL__2PRFIN20061027_131942_000000312052_00253_24355_3233.N1	27-OCT-2006 13:19:42	Bright	30.500	76	27Gam Cas	2.3000	30000.	61	24355	No
144	GOM_NL__2PRFIN20061027_132744_000000312052_00253_24355_3234.N1	27-OCT-2006 13:27:44	Bright	30.500	49	1Alp UMi	1.9900	6300.0	61	24355	No
145	GOM_NL__2PRFIN20061027_133121_000000312052_00253_24355_3235.N1	27-OCT-2006 13:31:21	Bright	31.000	60	7Bet UMi	2.0810	3950.0	62	24355	No
146	GOM_NL__2PRFIN20061027_133557_000000322052_00253_24355_3236.N1	27-OCT-2006 13:35:57	Bright	32.000	36	50Alp UMa	1.8000	6300.0	64	24355	No
147	GOM_NL__2PRFIN20061027_133718_000000292052_00253_24355_3237.N1	27-OCT-2006 13:37:18	Bright	29.000	32	77Eps UMa	1.7630	11000.	58	24355	No
148	GOM_NL__2PRFIN20061027_134108_000000312052_00253_24355_3238.N1	27-OCT-2006 13:41:08	Bright	30.500	174	52Psi UMa	3.0040	4400.0	61	24355	No
149	GOM_NL__2PRFIN20061027_134817_000000322052_00253_24355_3239.N1	27-OCT-2006 13:48:17	Bright	31.500	96	68Del Leo	2.5600	9300.0	63	24355	No
150	GOM_NL__2PRFIN20061027_134930_000000282052_00253_24355_3240.N1	27-OCT-2006 13:49:30	Bright	28.000	62	94Bet Leo	2.1360	9700.0	56	24355	No
151	GOM_NL__2PRFIN20061027_140758_000000352052_00253_24355_3241.N1	27-OCT-2006 14:07:58	Dark	35.000	113	Mu Vel	2.6920	5000.0	70	24355	No
152	GOM_NL__2PRFIN20061027_141131_000000342052_00254_24356_3223.N1	27-OCT-2006 14:11:31	Dark	34.000	91	Kap Vel	2.4900	26000.	68	24356	No
153	GOM_NL__2PRFIN20061027_141423_000000342052_00254_24356_3224.N1	27-OCT-2006 14:14:23	Dark	33.500	29	Bet Car	1.6720	10200.	67	24356	No
154	GOM_NL__2PRFIN20061027_142522_000000322052_00254_24356_3225.N1	27-OCT-2006 14:25:22	Dark	31.500	143	Alp Hyi	2.8570	7200.0	63	24356	No
155	GOM_NL__2PRFIN20061027_142646_000000402052_00254_24356_3226.N1	27-OCT-2006 14:26:46	Dark	40.000	9	Alp Eri	0.45300	24000.	80	24356	No
156	GOM_NL__2PRFIN20061027_142953_000000352052_00254_24356_3227.N1	27-OCT-2006 14:29:53	Straylight	34.500	157	The1Eri	2.9060	9300.0	69	24356	No
157	GOM_NL__2PRFIN20061027_143808_000000372052_00254_24356_3228.N1	27-OCT-2006 14:38:08	Straylight	36.500	52	16Bet Cet	2.0370	4500.0	73	24356	No
158	GOM_NL__2PRFIN20061027_144737_000000302052_00254_24356_3229.N1	27-OCT-2006 14:47:37	Bright	30.000	140	88Gam Peg	2.8340	26000.	60	24356	No
159	GOM_NL__2PRFIN20061027_145129_000000312052_00254_24356_3230.N1	27-OCT-2006 14:51:29	Bright	30.500	58	21Alp And	2.0730	11000.	61	24356	No
160	GOM_NL__2PRFIN20061027_145315_000000312052_00254_24356_3231.N1	27-OCT-2006 14:53:15	Bright	30.500	53	43Bet And	2.0480	3300.0	61	24356	No

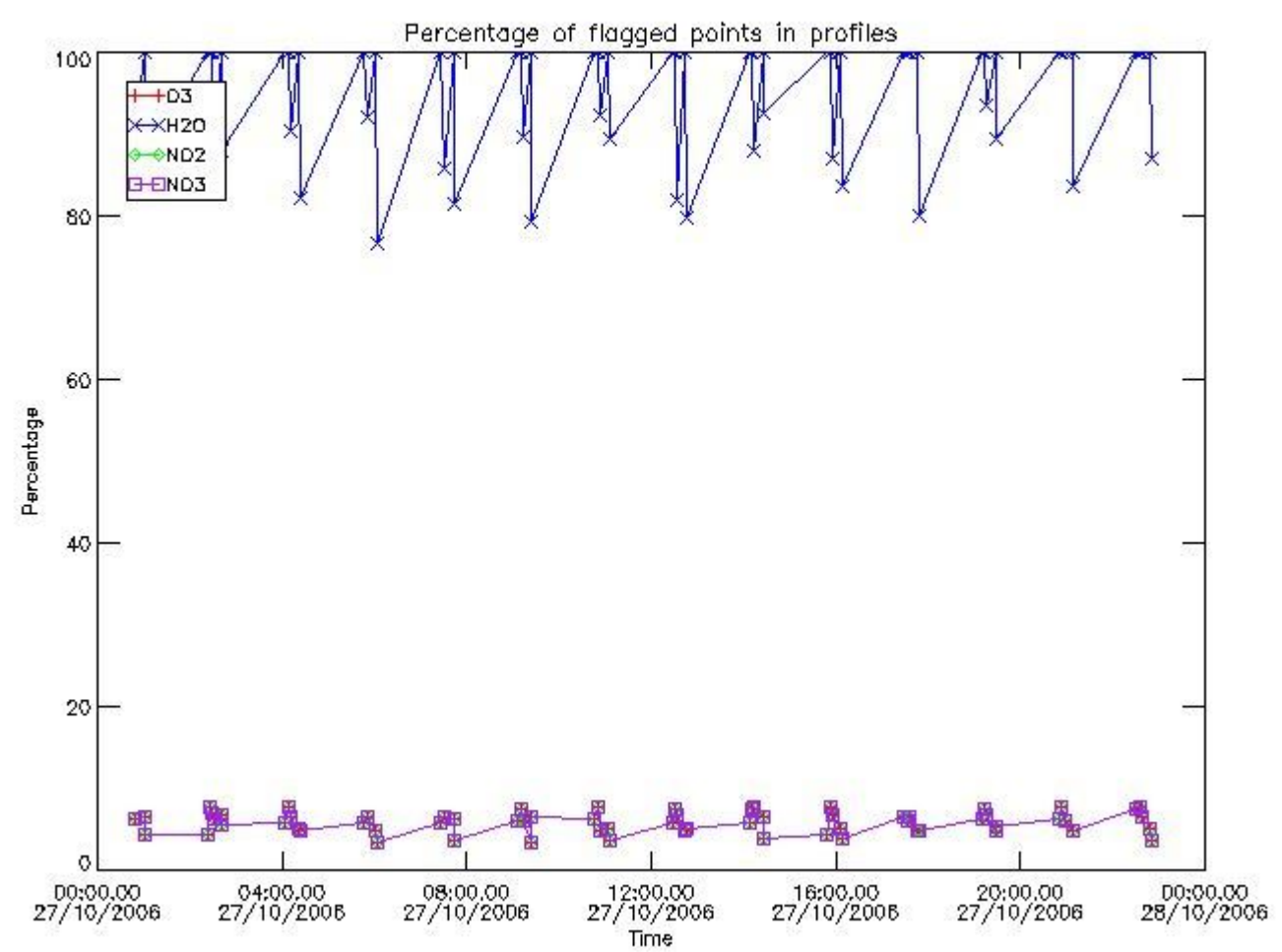
161	GOM_NL__2PRFIN20061027_145904_000000282052_00254_24356_3232.N1	27-OCT-2006 14:59:04	Bright	27.500	68	18Alp Cas	2.2250	4500.0	55	24356	No
162	GOM_NL__2PRFIN20061027_150018_000000302052_00254_24356_3233.N1	27-OCT-2006 15:00:18	Bright	30.000	76	27Gam Cas	2.3000	30000.	60	24356	No
163	GOM_NL__2PRFIN20061027_150820_000000302052_00254_24356_3234.N1	27-OCT-2006 15:08:20	Bright	30.000	49	1Alp UMi	1.9900	6300.0	60	24356	No
164	GOM_NL__2PRFIN20061027_151157_000000312052_00254_24356_3235.N1	27-OCT-2006 15:11:57	Bright	30.500	60	7Bet UMi	2.0810	3950.0	61	24356	No
165	GOM_NL__2PRFIN20061027_151633_000000322052_00254_24356_3236.N1	27-OCT-2006 15:16:33	Bright	32.000	36	50Alp UMa	1.8000	6300.0	64	24356	No
166	GOM_NL__2PRFIN20061027_151754_000000462052_00254_24356_3237.N1	27-OCT-2006 15:17:54	Bright	46.000	32	77Eps UMa	1.7630	11000.	92	24356	No
167	GOM_NL__2PRFIN20061027_152144_000000332052_00254_24356_3238.N1	27-OCT-2006 15:21:44	Bright	32.500	174	52Psi UMa	3.0040	4400.0	65	24356	No
168	GOM_NL__2PRFIN20061027_152853_000000312052_00254_24356_3239.N1	27-OCT-2006 15:28:53	Bright	30.500	96	68Del Leo	2.5600	9300.0	61	24356	No
169	GOM_NL__2PRFIN20061027_153006_000000282052_00254_24356_3240.N1	27-OCT-2006 15:30:06	Bright	28.000	62	94Bet Leo	2.1360	9700.0	56	24356	No
170	GOM_NL__2PRFIN20061027_154835_000000362052_00254_24356_3241.N1	27-OCT-2006 15:48:35	Dark	35.500	113	Mu Vel	2.6920	5000.0	71	24356	No
171	GOM_NL__2PRFIN20061027_155208_000000342052_00255_24357_3223.N1	27-OCT-2006 15:52:08	Dark	33.500	91	Kap Vel	2.4900	26000.	67	24357	No
172	GOM_NL__2PRFIN20061027_155500_000000312052_00255_24357_3224.N1	27-OCT-2006 15:55:00	Dark	31.000	29	Bet Car	1.6720	10200.	62	24357	No
173	GOM_NL__2PRFIN20061027_160558_000000312052_00255_24357_3225.N1	27-OCT-2006 16:05:58	Dark	30.500	143	Alp Hyi	2.8570	7200.0	61	24357	No
174	GOM_NL__2PRFIN20061027_160722_000000402052_00255_24357_3226.N1	27-OCT-2006 16:07:22	Dark	40.000	9	Alp Eri	0.45300	24000.	80	24357	No
175	GOM_NL__2PRFIN20061027_161030_000000362052_00255_24357_3227.N1	27-OCT-2006 16:10:30	Straylight	35.500	157	The1Eri	2.9060	9300.0	71	24357	No
176	GOM_NL__2PRFIN20061027_161844_000000382052_00255_24357_3228.N1	27-OCT-2006 16:18:44	Straylight	37.500	52	16Bet Cet	2.0370	4500.0	75	24357	No
177	GOM_NL__2PRFIN20061027_162813_000000302052_00255_24357_3229.N1	27-OCT-2006 16:28:13	Bright	29.500	140	88Gam Peg	2.8340	26000.	59	24357	No
178	GOM_NL__2PRFIN20061027_163206_000000312052_00255_24357_3230.N1	27-OCT-2006 16:32:06	Bright	30.500	58	21Alp And	2.0730	11000.	61	24357	No
179	GOM_NL__2PRFIN20061027_163351_000000352052_00255_24357_3231.N1	27-OCT-2006 16:33:51	Bright	34.500	53	43Bet And	2.0480	3300.0	69	24357	No
180	GOM_NL__2PRFIN20061027_163940_000000322052_00255_24357_3232.N1	27-OCT-2006 16:39:40	Bright	32.000	68	18Alp Cas	2.2250	4500.0	64	24357	No
181	GOM_NL__2PRFIN20061027_164054_000000302052_00255_24357_3233.N1	27-OCT-2006 16:40:54	Bright	30.000	76	27Gam Cas	2.3000	30000.	60	24357	No
182	GOM_NL__2PRFIN20061027_164856_000000312052_00255_24357_3234.N1	27-OCT-2006 16:48:56	Bright	30.500	49	1Alp UMi	1.9900	6300.0	61	24357	No
183	GOM_NL__2PRFIN20061027_165233_000000312052_00255_24357_3235.N1	27-OCT-2006 16:52:33	Bright	30.500	60	7Bet UMi	2.0810	3950.0	61	24357	No
184	GOM_NL__2PRFIN20061027_165709_000000312052_00255_24357_3236.N1	27-OCT-2006 16:57:09	Bright	31.000	36	50Alp UMa	1.8000	6300.0	62	24357	No
185	GOM_NL__2PRFIN20061027_165830_000000432052_00255_24357_3237.N1	27-OCT-2006 16:58:30	Bright	42.500	32	77Eps UMa	1.7630	11000.	85	24357	No
186	GOM_NL__2PRFIN20061027_170220_000000492052_00255_24357_3238.N1	27-OCT-2006 17:02:20	Bright	49.000	174	52Psi UMa	3.0040	4400.0	98	24357	No
187	GOM_NL__2PRFIN20061027_170929_000000302052_00255_24357_3239.N1	27-OCT-2006 17:09:29	Bright	30.000	96	68Del Leo	2.5600	9300.0	60	24357	No
188	GOM_NL__2PRFIN20061027_171042_000000282052_00255_24357_3240.N1	27-OCT-2006 17:10:42	Bright	28.000	62	94Bet Leo	2.1360	9700.0	56	24357	No
189	GOM_NL__2PRFIN20061027_172911_000000322052_00255_24357_3241.N1	27-OCT-2006 17:29:11	Dark	32.000	113	Mu Vel	2.6920	5000.0	64	24357	No
190	GOM_NL__2PRFIN20061027_173245_000000342052_00256_24358_3223.N1	27-OCT-2006 17:32:45	Dark	34.000	91	Kap Vel	2.4900	26000.	68	24358	No
191	GOM_NL__2PRFIN20061027_173536_000000322052_00256_24358_3224.N1	27-OCT-2006 17:35:36	Dark	31.500	29	Bet Car	1.6720	10200.	63	24358	No
192	GOM_NL__2PRFIN20061027_174634_000000322052_00256_24358_3225.N1	27-OCT-2006 17:46:34	Dark	32.000	143	Alp Hyi	2.8570	7200.0	64	24358	No
193	GOM_NL__2PRFIN20061027_174758_000000432052_00256_24358_3226.N1	27-OCT-2006 17:47:58	Dark	42.500	9	Alp Eri	0.45300	24000.	85	24358	No
194	GOM_NL__2PRFIN20061027_175106_000000362052_00256_24358_3227.N1	27-OCT-2006 17:51:06	Straylight	35.500	157	The1Eri	2.9060	9300.0	71	24358	No
195	GOM_NL__2PRFIN20061027_175921_000000382052_00256_24358_3228.N1	27-OCT-2006 17:59:21	Straylight	38.000	52	16Bet Cet	2.0370	4500.0	76	24358	No
196	GOM_NL__2PRFIN20061027_180849_000000312052_00256_24358_3229.N1	27-OCT-2006 18:08:49	Bright	30.500	140	88Gam Peg	2.8340	26000.	61	24358	No
197	GOM_NL__2PRFIN20061027_181241_000000322052_00256_24358_3230.N1	27-OCT-2006 18:12:41	Bright	31.500	58	21Alp And	2.0730	11000.	63	24358	No
198	GOM_NL__2PRFIN20061027_181427_000000322052_00256_24358_3231.N1	27-OCT-2006 18:14:27	Bright	31.500	53	43Bet And	2.0480	3300.0	63	24358	No
199	GOM_NL__2PRFIN20061027_182016_000000332052_00256_24358_3232.N1	27-OCT-2006 18:20:16	Bright	32.500	68	18Alp Cas	2.2250	4500.0	65	24358	No
200	GOM_NL__2PRFIN20061027_182130_000000342052_00256_24358_3233.N1	27-OCT-2006 18:21:30	Bright	33.500	76	27Gam Cas	2.3000	30000.	67	24358	No
201	GOM_NL__2PRFIN20061027_182932_000000312052_00256_24358_3234.N1	27-OCT-2006 18:29:32	Bright	31.000	49	1Alp UMi	1.9900	6300.0	62	24358	No
202	GOM_NL__2PRFIN20061027_183309_000000312052_00256_24358_3235.N1	27-OCT-2006 18:33:09	Bright	30.500	60	7Bet UMi	2.0810	3950.0	61	24358	No
203	GOM_NL__2PRFIN20061027_183744_000000342052_00256_24358_3236.N1	27-OCT-2006 18:37:44	Bright	33.500	36	50Alp UMa	1.8000	6300.0	67	24358	No
204	GOM_NL__2PRFIN20061027_183907_000000292052_00256_24358_3237.N1	27-OCT-2006 18:39:07	Bright	28.500	32	77Eps UMa	1.7630	11000.	57	24358	No
205	GOM_NL__2PRFIN20061027_184256_000000312052_00256_24358_3238.N1	27-OCT-2006 18:42:56	Bright	30.500	174	52Psi UMa	3.0040	4400.0	61	24358	No
206	GOM_NL__2PRFIN20061027_185005_000000312052_00256_24358_3239.N1	27-OCT-2006 18:50:05	Bright	30.500	96	68Del Leo	2.5600	9300.0	61	24358	No
207	GOM_NL__2PRFIN20061027_185119_000000282052_00256_24358_3240.N1	27-OCT-2006 18:51:19	Bright	28.000	62	94Bet Leo	2.1360	9700.0	56	24358	No
208	GOM_NL__2PRFIN20061027_190947_000000332052_00256_24358_3241.N1	27-OCT-2006 19:09:47	Dark	33.000	113	Mu Vel	2.6920	5000.0	66	24358	No
209	GOM_NL__2PRFIN20061027_191321_000000342052_00257_24359_3223.N1	27-OCT-2006 19:13:21	Dark	34.000	91	Kap Vel	2.4900	26000.	68	24359	No
210	GOM_NL__2PRFIN20061027_191612_000000312052_00257_24359_3224.N1	27-OCT-2006 19:16:12	Dark	31.000	29	Bet Car	1.6720	10200.	62	24359	No
211	GOM_NL__2PRFIN20061027_192711_000000322052_00257_24359_3225.N1	27-OCT-2006 19:27:11	Dark	32.000	143	Alp Hyi	2.8570	7200.0	64	24359	No
212	GOM_NL__2PRFIN20061027_192835_000000392052_00257_24359_3226.N1	27-OCT-2006 19:28:35	Dark	38.500	9	Alp Eri	0.45300	24000.	77	24359	No
213	GOM_NL__2PRFIN20061027_193143_000000372052_00257_24359_3227.N1	27-OCT-2006 19:31:43	Straylight	37.000	157	The1Eri	2.9060	9300.0	74	24359	No
214	GOM_NL__2PRFIN20061027_193956_000000392052_00257_24359_3228.N1	27-OCT-2006 19:39:56	Straylight	38.500	52	16Bet Cet	2.0370	4500.0	77	24359	No
215	GOM_NL__2PRFIN20061027_194925_000000302052_00257_24359_3229.N1	27-OCT-2006 19:49:25	Bright	29.500	140	88Gam Peg	2.8340	26000.	59	24359	No
216	GOM_NL__2PRFIN20061027_195318_000000312052_00257_24359_3230.N1	27-OCT-2006 19:53:18	Bright	30.500	58	21Alp And	2.0730	11000.	61	24359	No
217	GOM_NL__2PRFIN20061027_195502_000000332052_00257_24359_3231.N1	27-OCT-2006 19:55:02	Bright	32.500	53	43Bet And	2.0480	3300.0	65	24359	No
218	GOM_NL__2PRFIN20061027_200052_000000312052_00257_24359_3232.N1	27-OCT-2006 20:00:52	Bright	30.500	68	18Alp Cas	2.2250	4500.0	61	24359	No
219	GOM_NL__2PRFIN20061027_200206_000000312052_00257_24359_3233.N1	27-OCT-2006 20:02:06	Bright	30.500	76	27Gam Cas	2.3000	30000.	61	24359	No

220	GOM_NL__2PRFIN20061027_201008_000000302052_00257_24359_3234.N1	27-OCT-2006 20:10:08	Bright	29.500	49	1Alp UMi	1.9900	6300.0	59	24359	No
221	GOM_NL__2PRFIN20061027_201345_000000322052_00257_24359_3235.N1	27-OCT-2006 20:13:45	Bright	31.500	60	7Bet UMi	2.0810	3950.0	63	24359	No
222	GOM_NL__2PRFIN20061027_201821_000000322052_00257_24359_3236.N1	27-OCT-2006 20:18:21	Bright	32.000	36	50Alp UMa	1.8000	6300.0	64	24359	No
223	GOM_NL__2PRFIN20061027_201942_000000322052_00257_24359_3237.N1	27-OCT-2006 20:19:42	Bright	31.500	32	77Eps UMa	1.7630	11000.	63	24359	No
224	GOM_NL__2PRFIN20061027_202331_000000332052_00257_24359_3238.N1	27-OCT-2006 20:23:31	Bright	32.500	174	52Psi UMa	3.0040	4400.0	65	24359	No
225	GOM_NL__2PRFIN20061027_203042_000000312052_00257_24359_3239.N1	27-OCT-2006 20:30:42	Bright	30.500	96	68Del Leo	2.5600	9300.0	61	24359	No
226	GOM_NL__2PRFIN20061027_203155_000000282052_00257_24359_3240.N1	27-OCT-2006 20:31:55	Bright	27.500	62	94Bet Leo	2.1360	9700.0	55	24359	No
227	GOM_NL__2PRFIN20061027_205024_000000422052_00257_24359_3241.N1	27-OCT-2006 20:50:24	Dark	41.500	113	Mu Vel	2.6920	5000.0	83	24359	No
228	GOM_NL__2PRFIN20061027_205358_000000342052_00258_24360_3223.N1	27-OCT-2006 20:53:58	Dark	33.500	91	Kap Vel	2.4900	26000.	67	24360	No
229	GOM_NL__2PRFIN20061027_205648_000000352052_00258_24360_3224.N1	27-OCT-2006 20:56:48	Dark	34.500	29	Bet Car	1.6720	10200.	69	24360	No
230	GOM_NL__2PRFIN20061027_210747_000000332052_00258_24360_3225.N1	27-OCT-2006 21:07:47	Dark	32.500	143	Alp Hyi	2.8570	7200.0	65	24360	No
231	GOM_NL__2PRFIN20061027_210911_000000432052_00258_24360_3226.N1	27-OCT-2006 21:09:11	Dark	43.000	9	Alp Eri	0.45300	24000.	86	24360	No
232	GOM_NL__2PRFIN20061027_211219_000000372052_00258_24360_3227.N1	27-OCT-2006 21:12:19	Straylight	36.500	157	The1Eri	2.9060	9300.0	73	24360	No
233	GOM_NL__2PRFIN20061027_212033_000000372052_00258_24360_3228.N1	27-OCT-2006 21:20:33	Straylight	37.000	52	16Bet Cet	2.0370	4500.0	74	24360	No
234	GOM_NL__2PRFIN20061027_213001_000000302052_00258_24360_3229.N1	27-OCT-2006 21:30:01	Bright	29.500	140	88Gam Peg	2.8340	26000.	59	24360	No
235	GOM_NL__2PRFIN20061027_213354_000000312052_00258_24360_3230.N1	27-OCT-2006 21:33:54	Bright	30.500	58	21Alp And	2.0730	11000.	61	24360	No
236	GOM_NL__2PRFIN20061027_213538_000000312052_00258_24360_3231.N1	27-OCT-2006 21:35:38	Bright	31.000	53	43Bet And	2.0480	3300.0	62	24360	No
237	GOM_NL__2PRFIN20061027_214127_000000312052_00258_24360_3232.N1	27-OCT-2006 21:41:27	Bright	30.500	68	18Alp Cas	2.2250	4500.0	61	24360	No
238	GOM_NL__2PRFIN20061027_214242_000000302052_00258_24360_3233.N1	27-OCT-2006 21:42:42	Bright	30.000	76	27Gam Cas	2.3000	30000.	60	24360	No
239	GOM_NL__2PRFIN20061027_215044_000000302052_00258_24360_3234.N1	27-OCT-2006 21:50:44	Bright	30.000	49	1Alp UMi	1.9900	6300.0	60	24360	No
240	GOM_NL__2PRFIN20061027_215421_000000302052_00258_24360_3235.N1	27-OCT-2006 21:54:21	Bright	29.500	60	7Bet UMi	2.0810	3950.0	59	24360	No
241	GOM_NL__2PRFIN20061027_215856_000000342052_00258_24360_3236.N1	27-OCT-2006 21:58:56	Bright	33.500	36	50Alp UMa	1.8000	6300.0	67	24360	No
242	GOM_NL__2PRFIN20061027_220018_000000292052_00258_24360_3237.N1	27-OCT-2006 22:00:18	Bright	28.500	32	77Eps UMa	1.7630	11000.	57	24360	No
243	GOM_NL__2PRFIN20061027_220408_000000322052_00258_24360_3238.N1	27-OCT-2006 22:04:08	Bright	32.000	174	52Psi UMa	3.0040	4400.0	64	24360	No
244	GOM_NL__2PRFIN20061027_221118_000000312052_00258_24360_3239.N1	27-OCT-2006 22:11:18	Bright	31.000	96	68Del Leo	2.5600	9300.0	62	24360	No
245	GOM_NL__2PRFIN20061027_221231_000000282052_00258_24360_3240.N1	27-OCT-2006 22:12:31	Bright	28.000	62	94Bet Leo	2.1360	9700.0	56	24360	No
246	GOM_NL__2PRFIN20061027_223100_000000342052_00258_24360_3241.N1	27-OCT-2006 22:31:00	Dark	34.000	113	Mu Vel	2.6920	5000.0	68	24360	No
247	GOM_NL__2PRFIN20061027_223434_000000342052_00259_24361_3223.N1	27-OCT-2006 22:34:34	Dark	33.500	91	Kap Vel	2.4900	26000.	67	24361	No
248	GOM_NL__2PRFIN20061027_223724_000000322052_00259_24361_3224.N1	27-OCT-2006 22:37:24	Dark	32.000	29	Bet Car	1.6720	10200.	64	24361	No
249	GOM_NL__2PRFIN20061027_224823_000000312052_00259_24361_3225.N1	27-OCT-2006 22:48:23	Dark	30.500	143	Alp Hyi	2.8570	7200.0	61	24361	No
250	GOM_NL__2PRFIN20061027_224947_000000432052_00259_24361_3226.N1	27-OCT-2006 22:49:47	Dark	43.000	9	Alp Eri	0.45300	24000.	86	24361	No
251	GOM_NL__2PRFIN20061027_225255_000000362052_00259_24361_3227.N1	27-OCT-2006 22:52:55	Straylight	35.500	157	The1Eri	2.9060	9300.0	71	24361	No
252	GOM_NL__2PRFIN20061027_230109_000000362052_00259_24361_3228.N1	27-OCT-2006 23:01:09	Straylight	36.000	52	16Bet Cet	2.0370	4500.0	72	24361	No
253	GOM_NL__2PRFIN20061027_231037_000000302052_00259_24361_3229.N1	27-OCT-2006 23:10:37	Bright	29.500	140	88Gam Peg	2.8340	26000.	59	24361	No
254	GOM_NL__2PRFIN20061027_231430_000000312052_00259_24361_3230.N1	27-OCT-2006 23:14:30	Bright	30.500	58	21Alp And	2.0730	11000.	61	24361	No
255	GOM_NL__2PRFIN20061027_231614_000000342052_00259_24361_3231.N1	27-OCT-2006 23:16:14	Bright	33.500	53	43Bet And	2.0480	3300.0	67	24361	No
256	GOM_NL__2PRFIN20061027_232203_000000322052_00259_24361_3232.N1	27-OCT-2006 23:22:03	Bright	32.000	68	18Alp Cas	2.2250	4500.0	64	24361	No
257	GOM_NL__2PRFIN20061027_232317_000000312052_00259_24361_3233.N1	27-OCT-2006 23:23:17	Bright	31.000	76	27Gam Cas	2.3000	30000.	62	24361	No
258	GOM_NL__2PRFIN20061027_233119_000000312052_00259_24361_3234.N1	27-OCT-2006 23:31:19	Bright	30.500	49	1Alp UMi	1.9900	6300.0	61	24361	No
259	GOM_NL__2PRFIN20061027_233458_000000312052_00259_24361_3235.N1	27-OCT-2006 23:34:58	Bright	30.500	60	7Bet UMi	2.0810	3950.0	61	24361	No
260	GOM_NL__2PRFIN20061027_233932_000000312052_00259_24361_3236.N1	27-OCT-2006 23:39:32	Bright	30.500	36	50Alp UMa	1.8000	6300.0	61	24361	No
261	GOM_NL__2PRFIN20061027_234054_000000312052_00259_24361_3237.N1	27-OCT-2006 23:40:54	Bright	31.000	32	77Eps UMa	1.7630	11000.	62	24361	No
262	GOM_NL__2PRFIN20061027_234443_000000322052_00259_24361_3238.N1	27-OCT-2006 23:44:43	Bright	32.000	174	52Psi UMa	3.0040	4400.0	64	24361	No
263	GOM_NL__2PRFIN20061027_235154_000000322052_00259_24361_3239.N1	27-OCT-2006 23:51:54	Bright	31.500	96	68Del Leo	2.5600	9300.0	63	24361	No
264	GOM_NL__2PRFIN20061027_235307_000000292052_00259_24361_3240.N1	27-OCT-2006 23:53:07	Bright	28.500	62	94Bet Leo	2.1360	9700.0	57	24361	No

3. Quality information per product


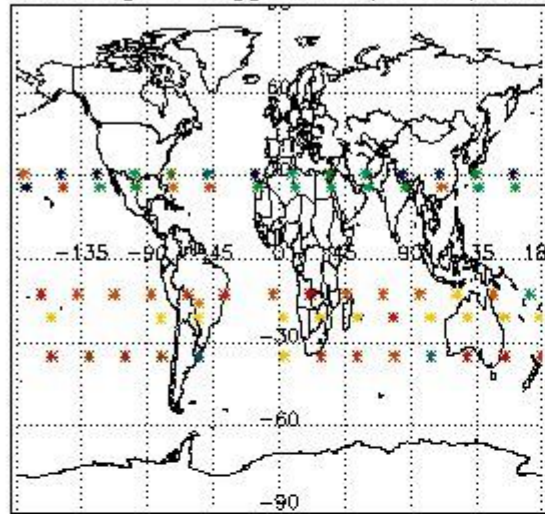
In this section it is plotted some information contained in the Quality Summary data set of the level 2 products. Only products in dark limb conditions and without errors (error flag in the MPH set to "0") are used.

3.1 Plot quality information per product (time dependant)

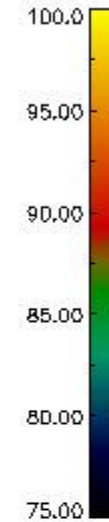
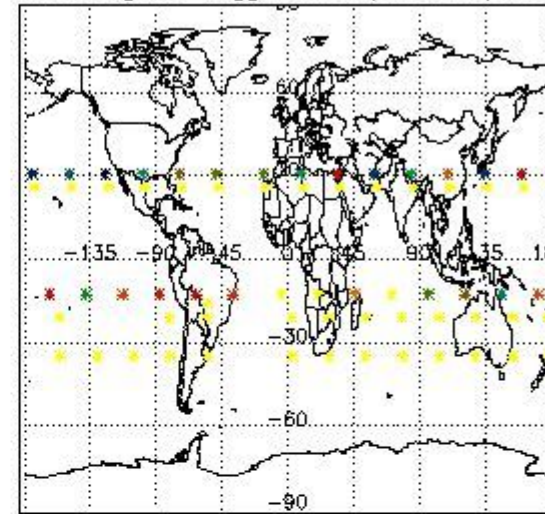


3.2 Plot quality information per product (world map)


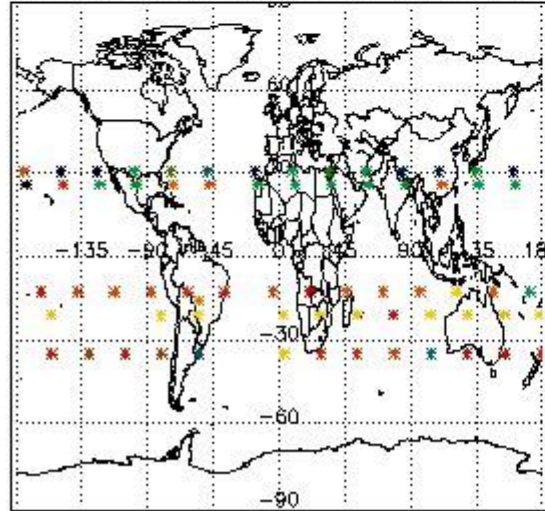
Percentage of flagged data per O3 profile



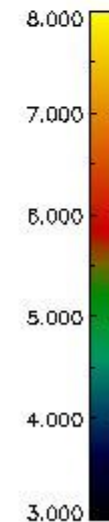
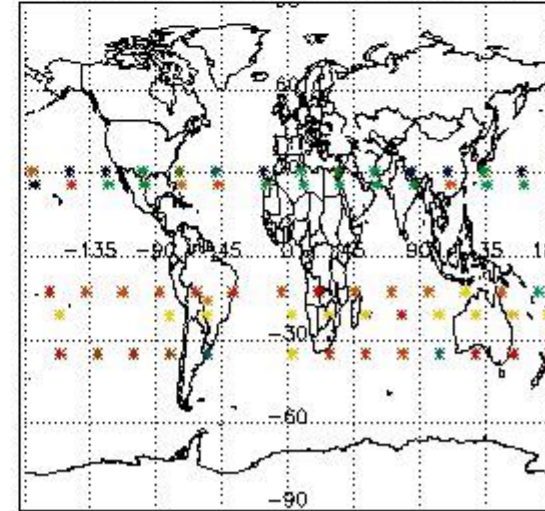
Percentage of flagged data per H2O profile



Percentage of flagged data per NO2 profile



Percentage of flagged data per NO3 profile

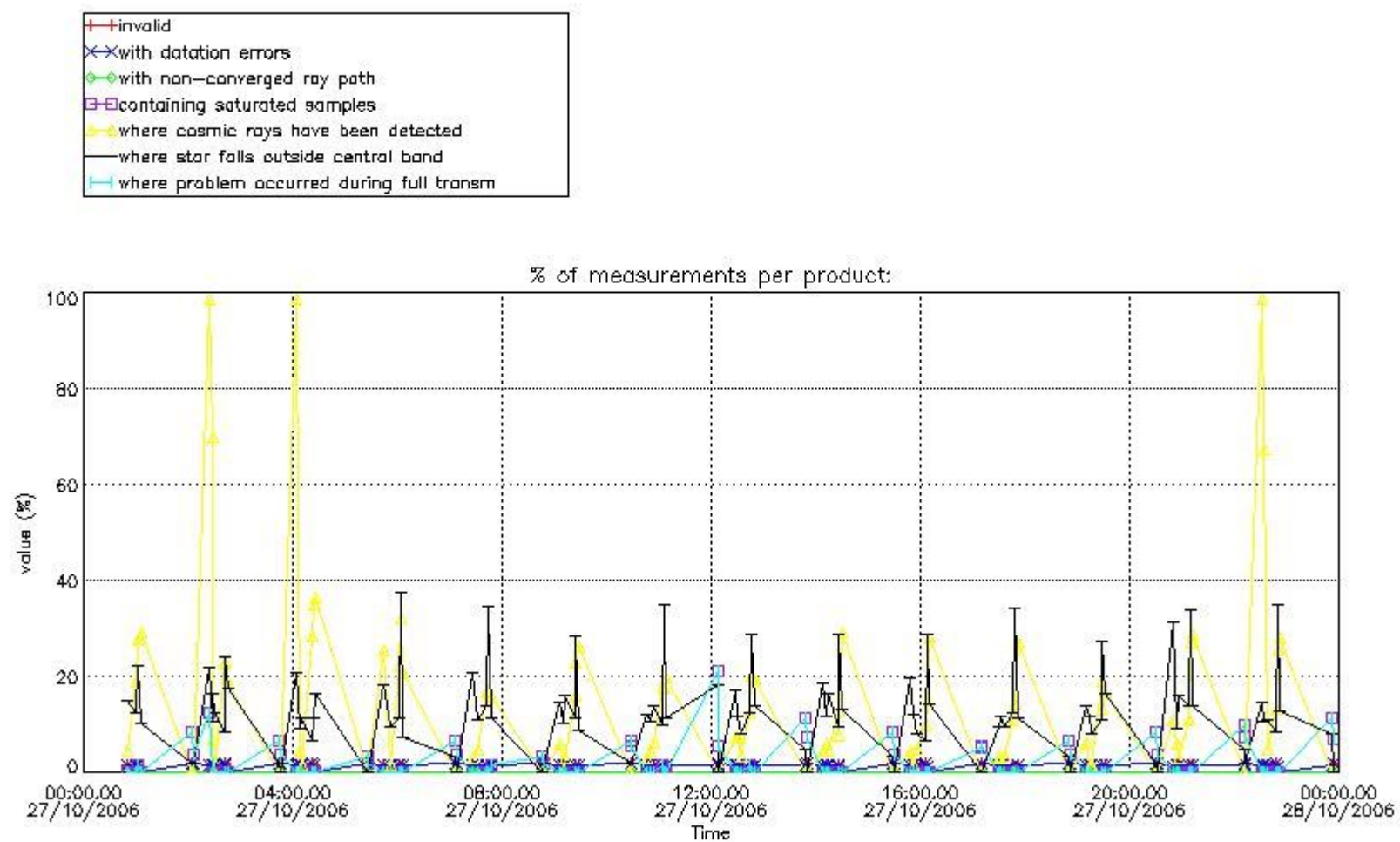


4. Level 1 quality information per product

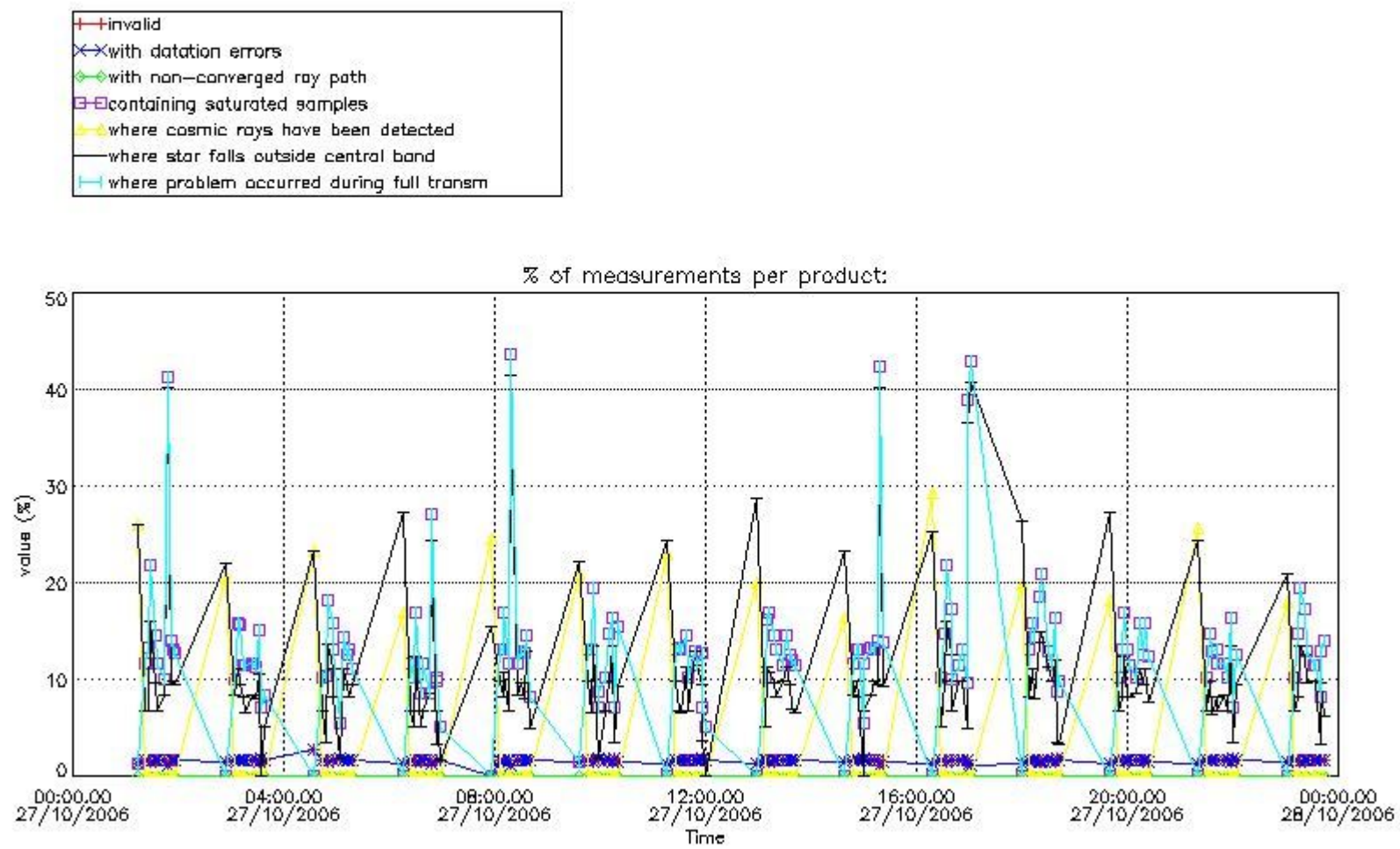
In this section it is plotted some information contained in the Quality Summary data set of the level 2 products that comes from the level 1b processing. Products without errors (error flag in the MPH set to "0") are used.

4.1 Plot quality information per product (time dependant) coming from level 1b processing

4.1.1 Plot level 1 quality information per product (time dependant): ENVISAT ASCENDING passes



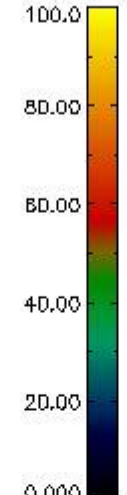
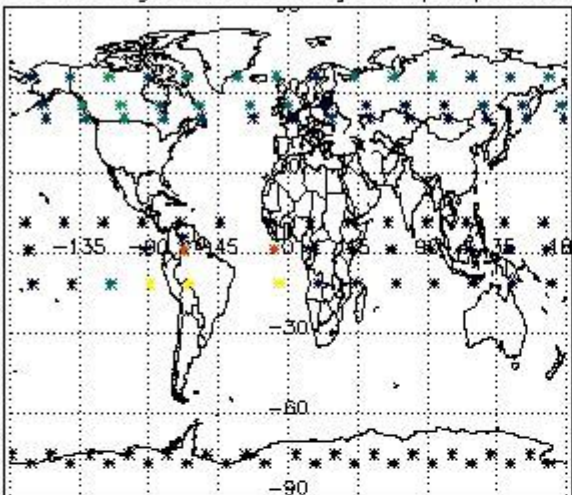
4.1.2 Plot level 1 quality information per product (time dependant): ENVI SAT DESCENDING passes



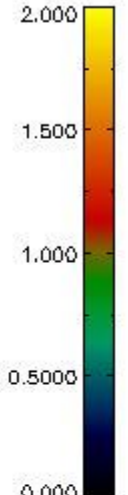
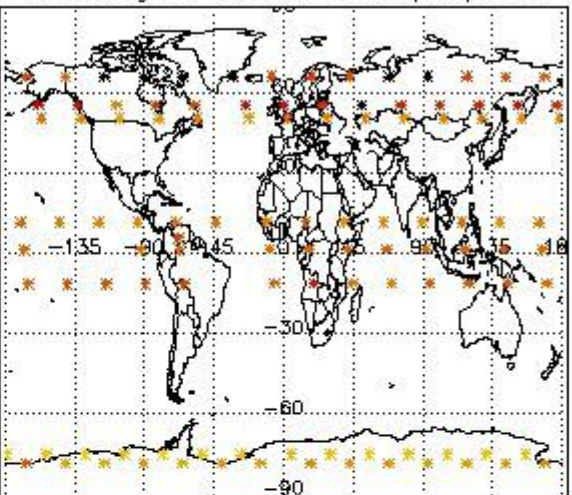
4.2 Plot quality information per product coming from level 1b processing (world map)

4.2.1 Plot level 1 quality information per product (world map): ENVISAT ASCENDING passes

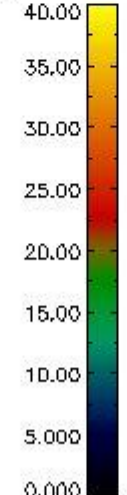
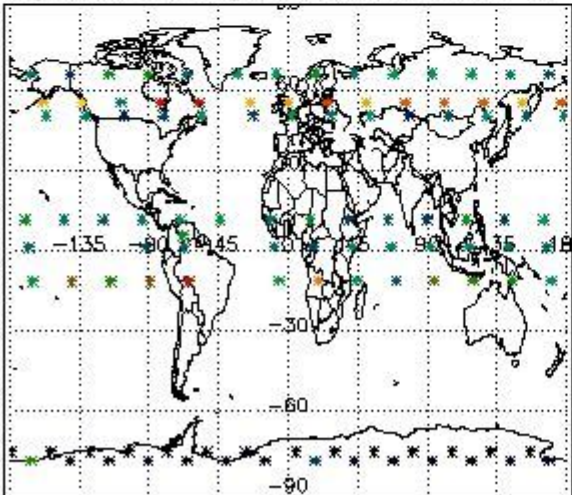
Percentage of cosmic ray hits per profile



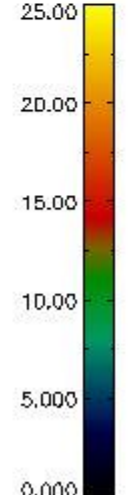
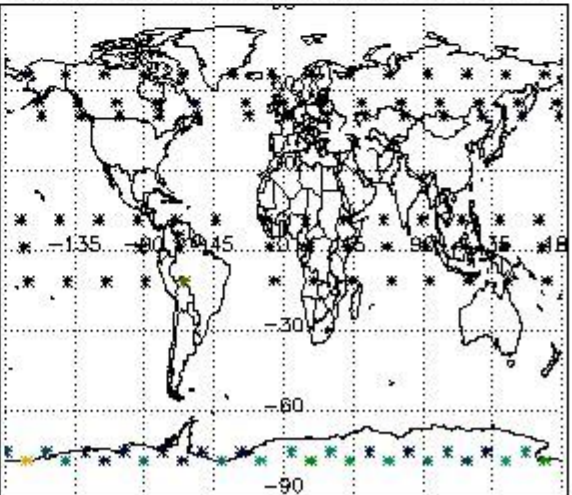
Percentage of datation errors per profile



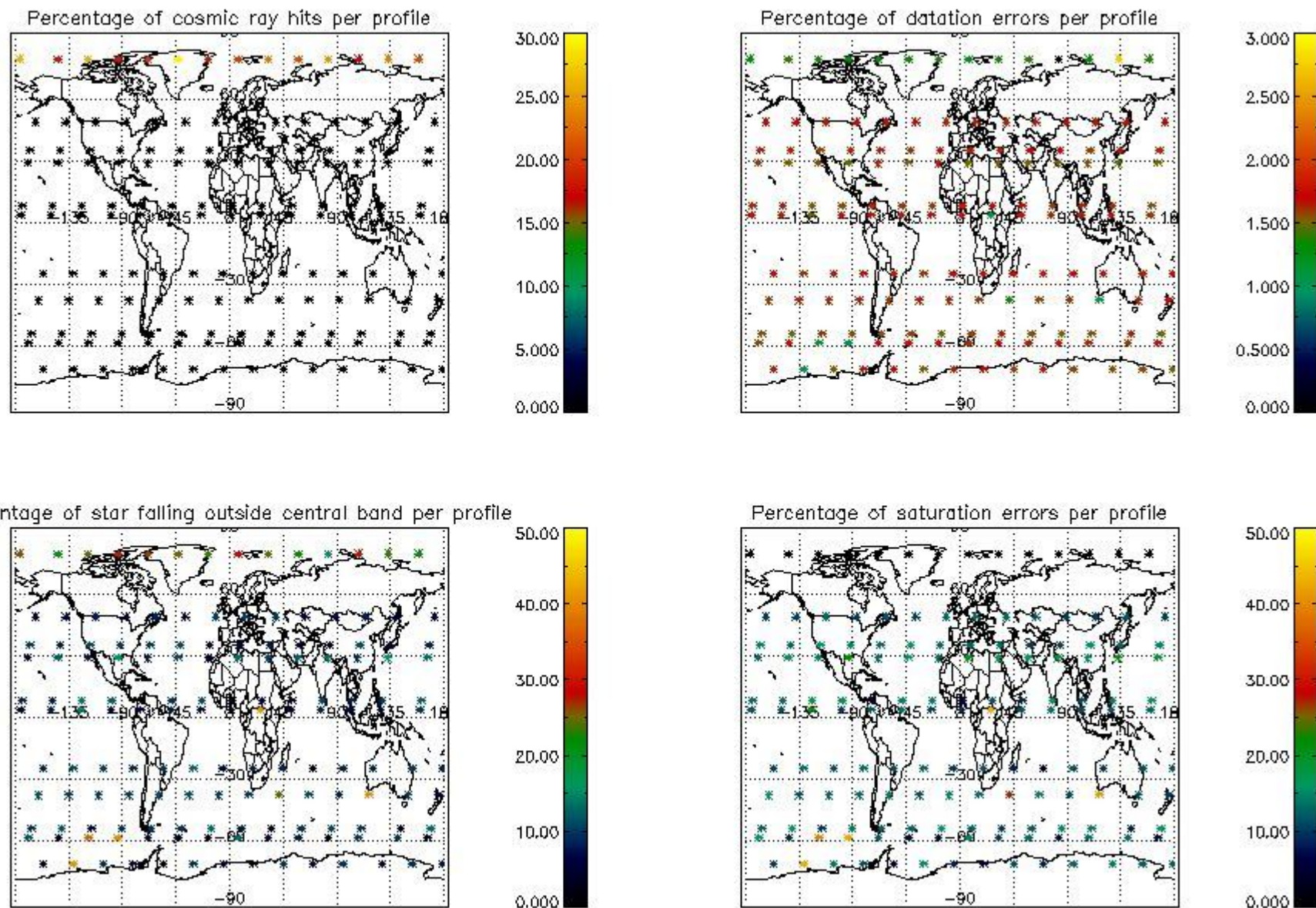
Percentage of star falling outside central band per profile



Percentage of saturation errors per profile



4.2.2 Plot level 1 quality information per product (world map): ENVISAT DESCENDING passes



5. Trace gas profiles

5.1 Ozone statistics based on quality of products

The final quality of the products can be "measured" using the STD (Standard Deviation) attached to every point profile. This information is written to the parameter GOM_NL__2P/NL_LOCAL_SPECIES_DENSITY/o3_std of the level 2 products. The table below shows the statistics for given STD ranges.

The statistics are given with respect to the overall valid production:

- Products without fatal errors: GOM_NL__2P/MPH/PRODUCT_ERR=0
- Valid point profile: GOM_NL__2P/NL_LOCAL_SPECIES_DENSITY/pcd(0)=0

The 'Criteria' is applied to valid points of dark limb products:

- Products in dark limb illumination condition: GOM_NL__2P/NL_SUMMARY_QUALITY/obs_ill_cond=0
- Products without fatal errors: GOM_NL__2P/MPH/PRODUCT_ERR=0
- Valid point profile: GOM_NL__2P/NL_LOCAL_SPECIES_DENSITY/pcd(0)=0

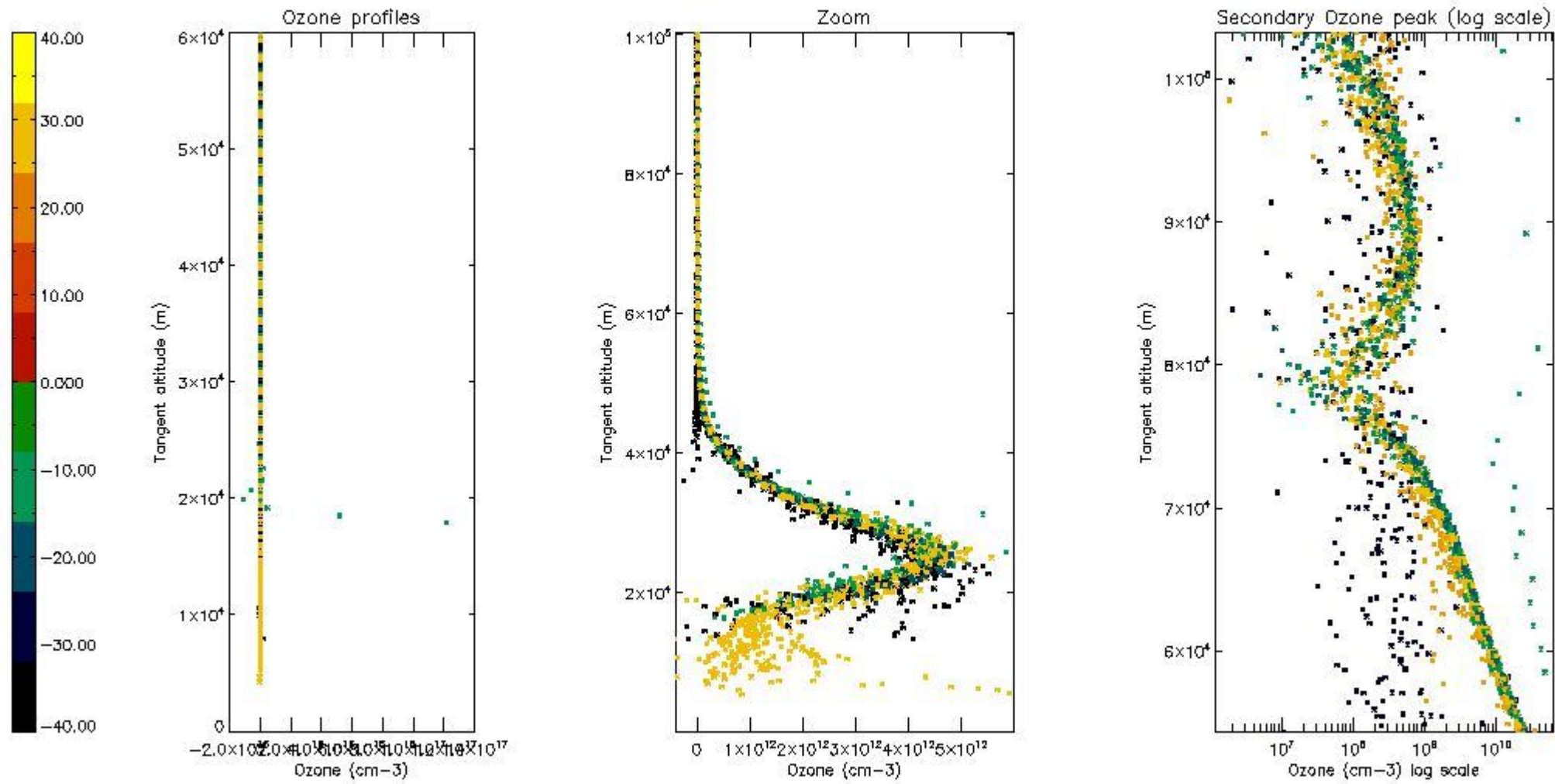
So, the table below shows the percentage of dark limb and valid observations for each criteria with respect to the overall valid daily observations.

Criteria	% of total production
All STD	28
STD < 20	17

STD < 10	13
STD < 5	8

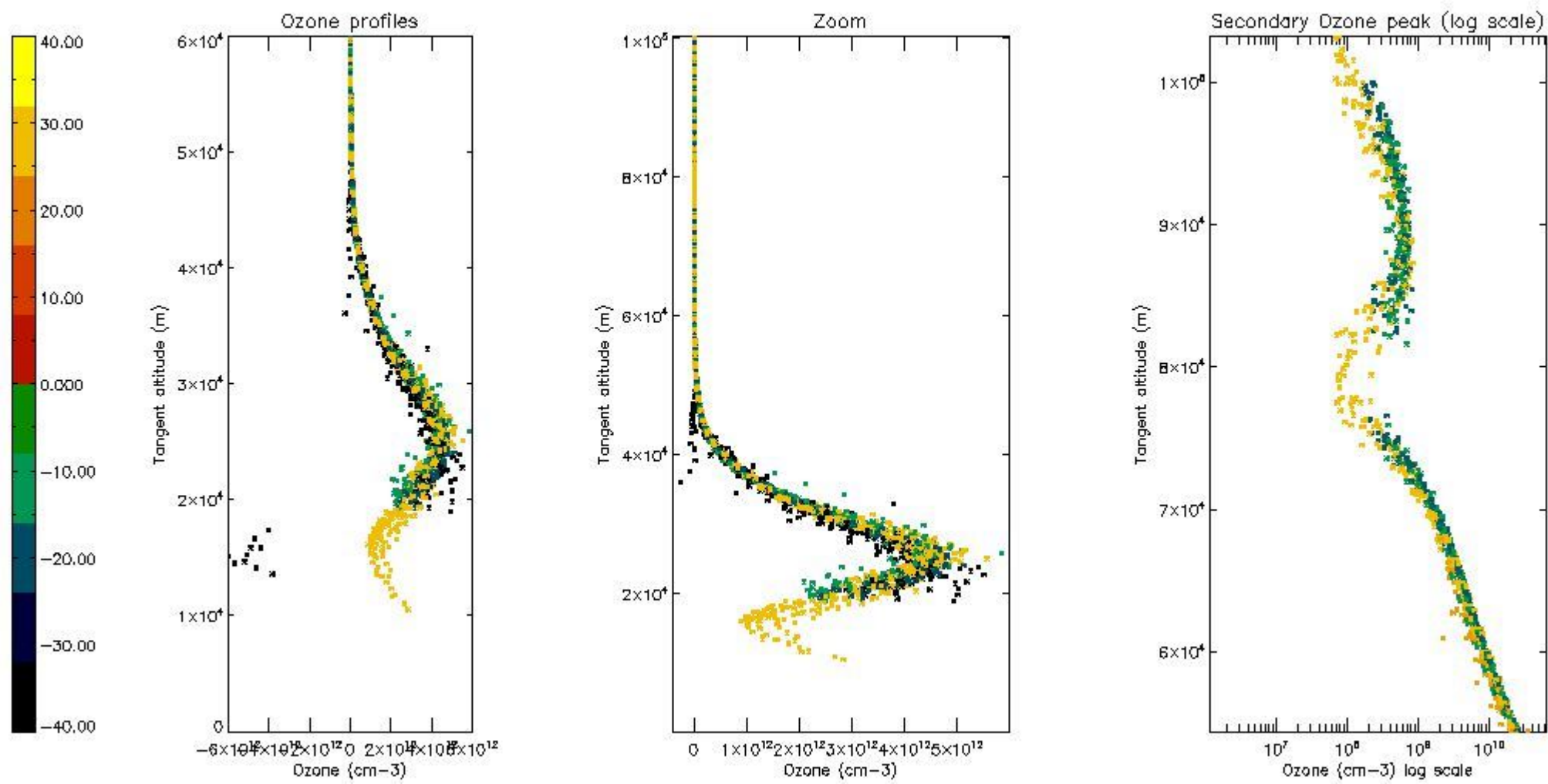
5.2 Plot ozone profiles for all STD (dark without errors)

The colorbar represents the latitude.



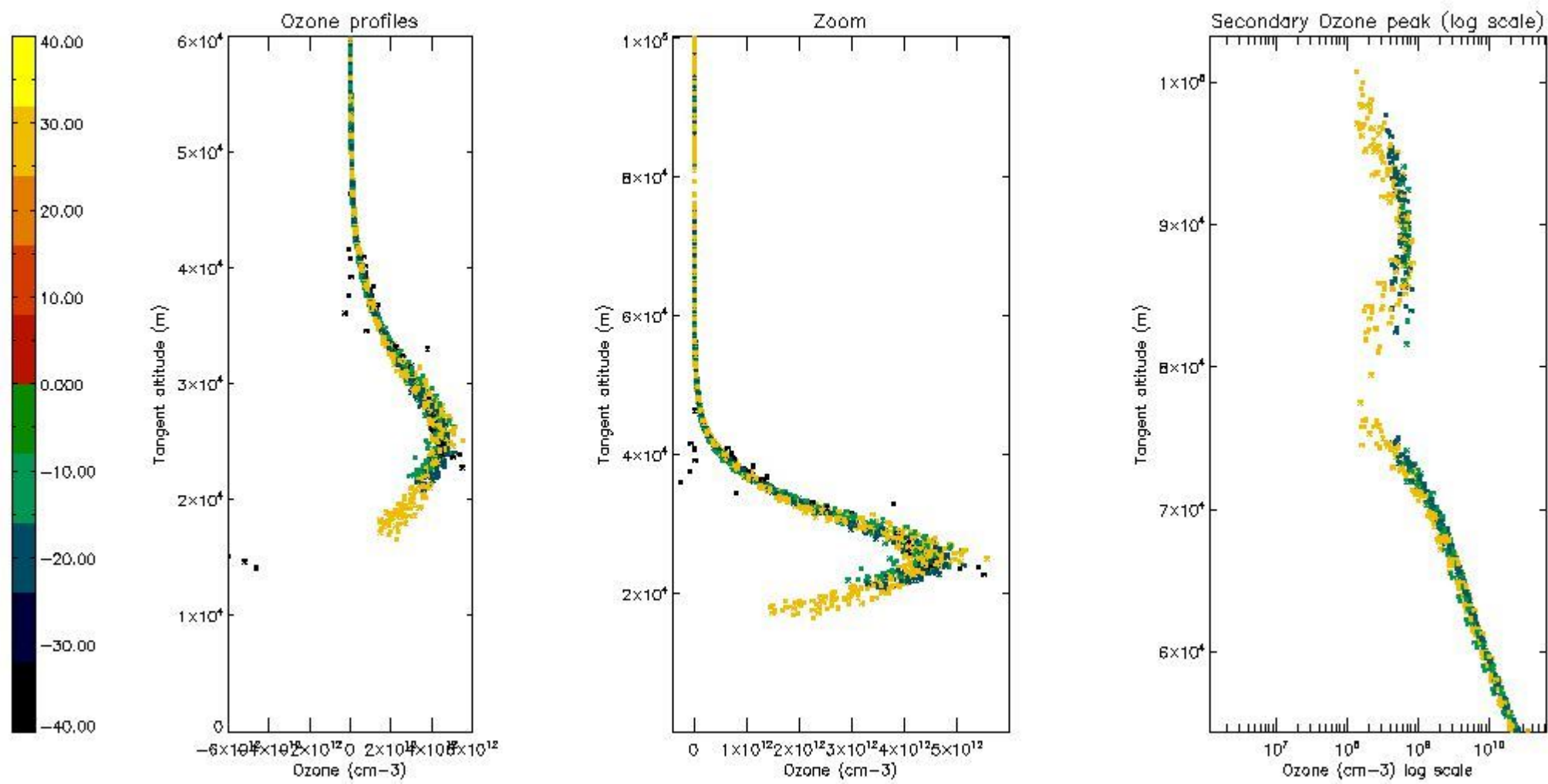
5.3 Plot ozone profiles where STD < 20% (dark without errors)

The colorbar represents the latitude.



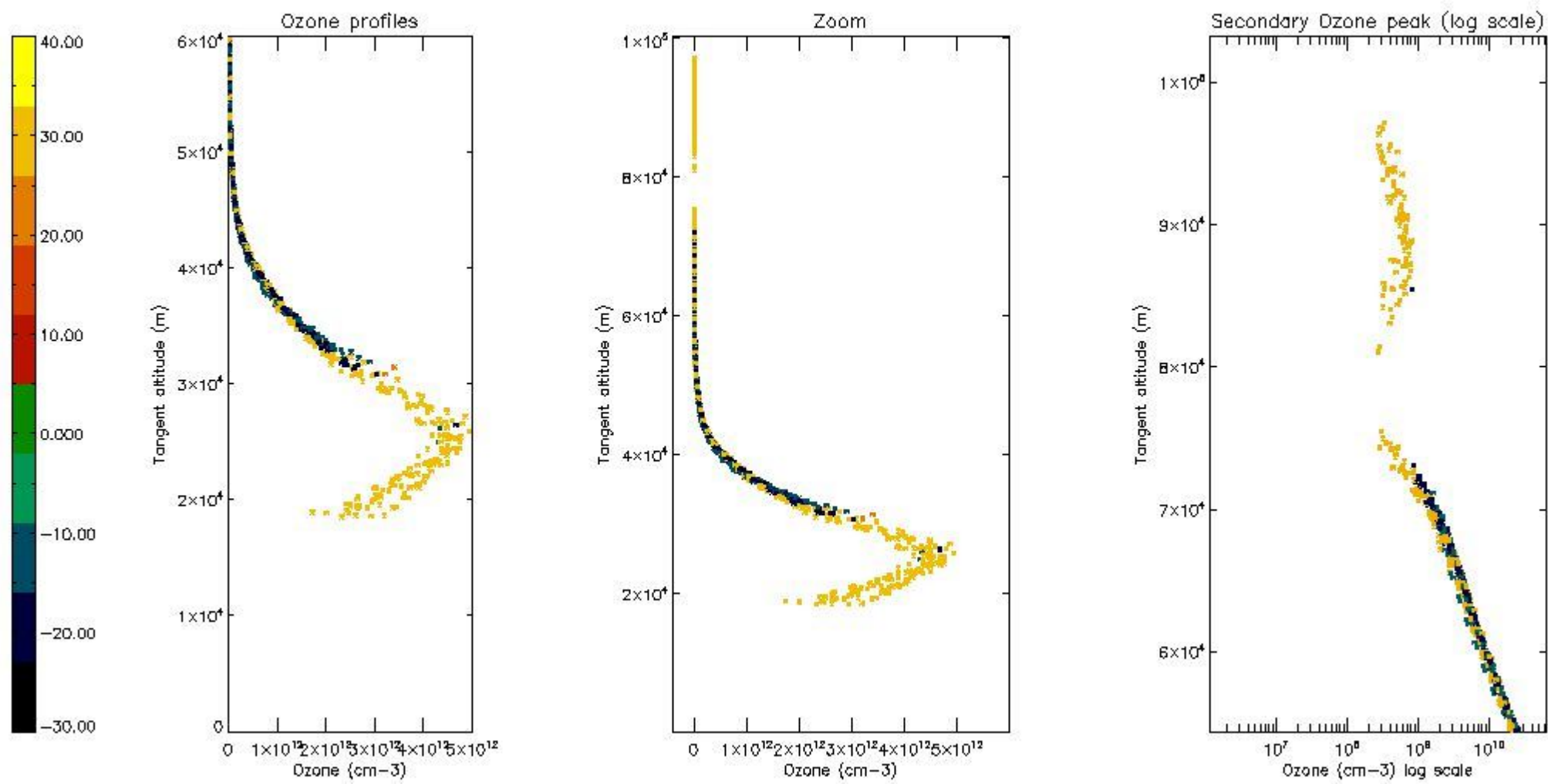
5.4 Plot ozone profiles where STD < 10% (dark without errors)

The colorbar represents the latitude.



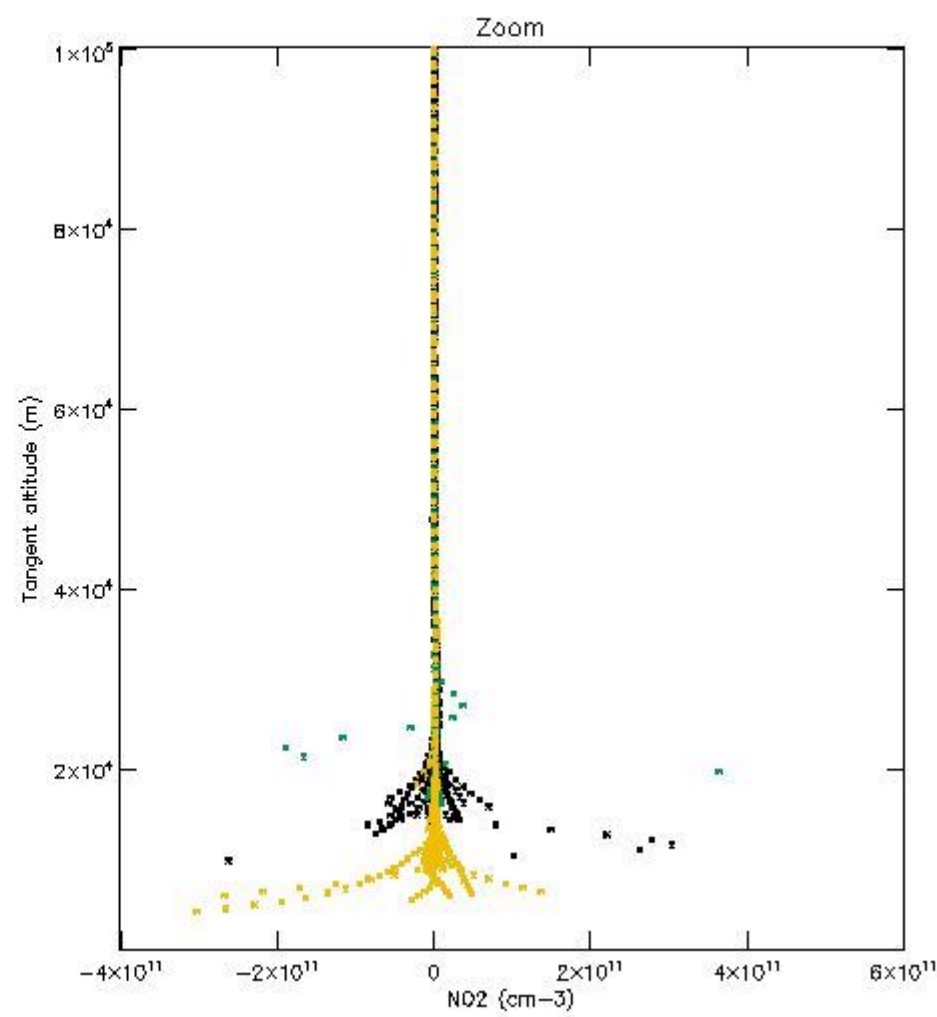
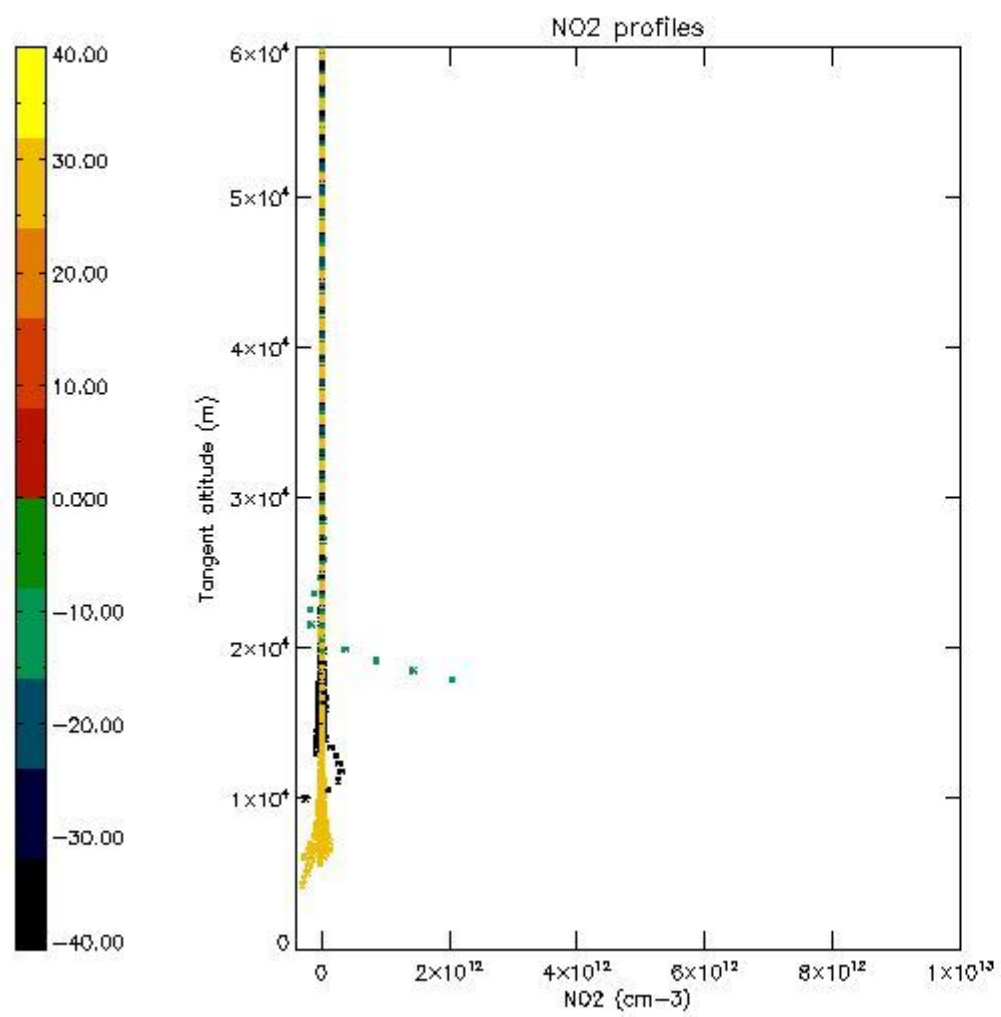
5.5 Plot ozone profiles where STD < 5% (dark without errors)

The colorbar represents the latitude.



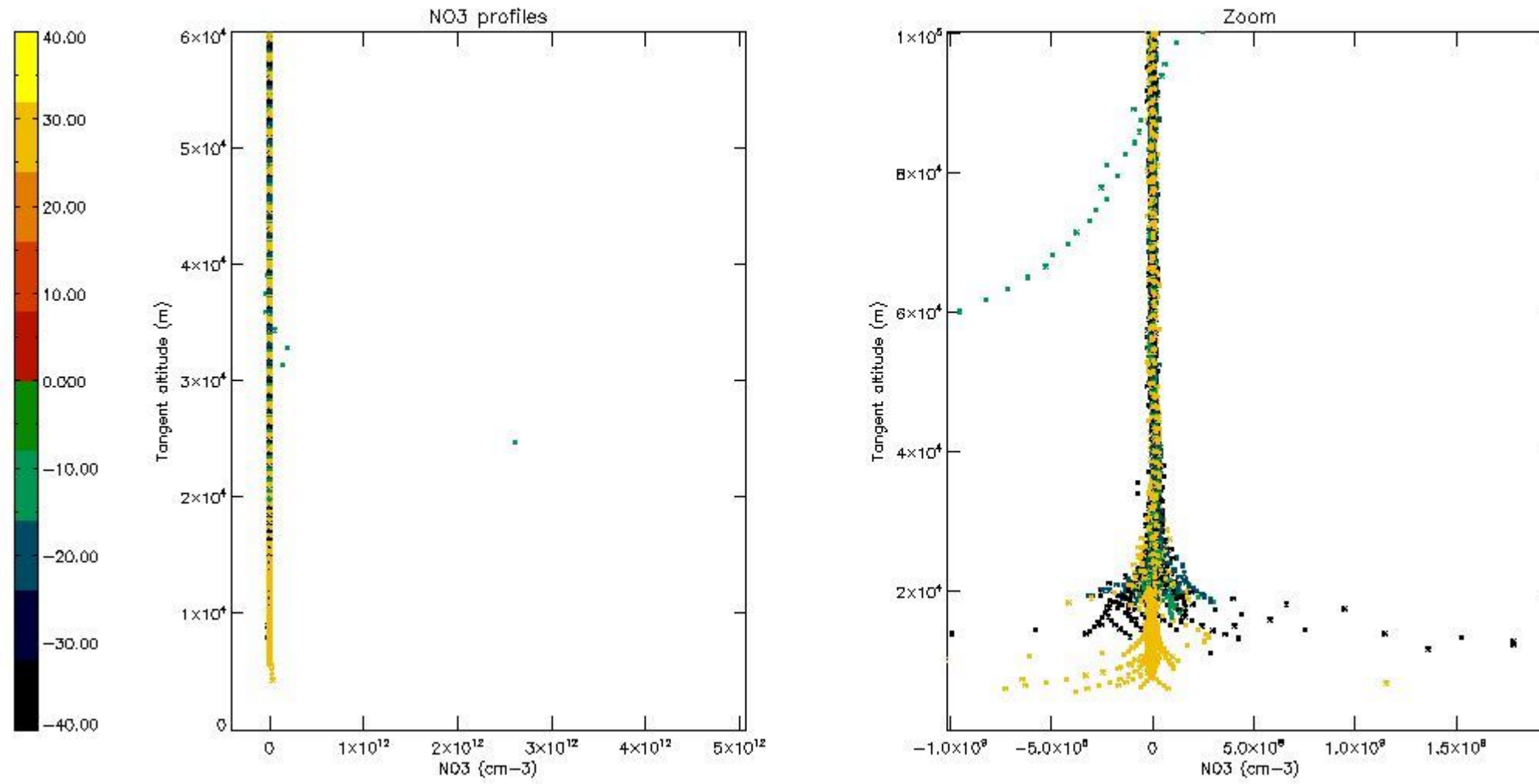
5.6 Plot NO₂ profiles for all STD (dark without errors)

The colorbar represents the latitude.



5.7 Plot NO3 profiles for all STD (dark without errors)

The colorbar represents the latitude.



6. Auxiliary Data Files used for the production reported in section 2

The number reported in the third column indicates since which file (see list in section 2) the corresponding auxiliary file has been used. The fourth column is the date of those product files.

Type	Auxiliary Filename	Used since product	Used since product date
INST_PHYS_CHARACTERISTICS	GOM_INS_AXVIEC20091111_143220_20030716_120000_20500101_000000	1	27-OCT-2006 00:47:56
LEVEL-2_PROC_CONFIG	GOM_PR2_AXVIEC20091111_152718_20020301_000000_20500101_000000	1	27-OCT-2006 00:47:56
CROSS_SECTIONS_FILE	GOM_CRS_AXVIEC20091111_154832_20020301_000000_20500101_000000	1	27-OCT-2006 00:47:56

GOMOS Level 2 Daily Report

SUMMARY

[1. General Info](#)

[2. Summary of processed GOM_NL_2P products](#)

[3. Level 2 Quality information per product](#)

[3.1 Plot of level 2 quality information per product \(time dependant\)](#)

[3.2 Plot of level 2 quality information per product \(world map\)](#)

[4. Level 1 Quality information per product \(stored on level 2 products\)](#)

[4.1 Plot of level 1 quality information per product \(time dependant\)](#)

[4.1.1 Plot of level 1 quality information per product \(time dependant\): ASCENDING](#)

[4.1.2 Plot of level 1 quality information per product \(time dependant\): DESCENDING](#)

[4.2 Plot of level 1 quality information per product \(world map\)](#)

[4.2.1 Plot of level 1 quality information per product \(world map\): ASCENDING](#)

[4.2.2 Plot of level 1 quality information per product \(world map\): DESCENDING](#)

[5. Ozone profiles based on quality statistics and other trace gas profiles](#)

[5.1 Ozone statistics based on quality of products](#)

[5.2 Plot ozone profiles for all STD \(dark without errors\)](#)

[5.3 Plot ozone profiles where STD < 20% \(dark without errors\)](#)

[5.4. Plot ozone profiles where STD < 10% \(dark without errors\)](#)

[5.5. Plot ozone profiles where STD < 5% \(dark without errors\)](#)

[5.6 Plot NO2 profiles for all STD \(dark without errors\)](#)

[5.7 Plot NO3 profiles for all STD \(dark without errors\)](#)

[5.8 Plot H2O profiles \(only for occultations of stars 1,2,3,4,13,14,16,26,63 dark without errors\) for all STD](#)

[6. Auxiliary Data Files used for the production reported in section 2](#)

This report presents the daily analysis on parameters extracted from GOMOS level 2 data (GOM_NL__2P). It is intended to monitor some important parameters that will impact the quality of these products. A list of level 2 products (and content) that have arrived during the reporting day to the PCF is also given.

Item	Value
Time of report generation	24APR2013 05:20:46
Data source version	GOMOS/6.01
Start time of products	27-10-2006 (27OCT2006 00:00:00)
Stop time of products	28-10-2006 (28OCT2006 00:00:00)
Store outputs in DB	Yes
Nb of level 2 prods	264
Nb of prods with errors	1

2. Summary of processed GOM_NL__2P products.

Nr	Filename	UTC Start time	Limb	Duration	Star Id	Star Name	Star Mag	Star Temp	Nb Meas	Orbit	Prod. error
1	GOM_NL__2PRFIN20061027_004756_000000352052_00246_24348_3222.N1	27-OCT-2006 00:47:56	Dark	34.500	46	Del Vel	1.9540	10600.	69	24348	Yes
2	GOM_NL__2PRFIN20061027_004933_000000342052_00246_24348_3223.N1	27-OCT-2006 00:49:33	Dark	33.500	29	Bet Car	1.6720	10200.	67	24348	No
3	GOM_NL__2PRFIN20061027_010033_000000322052_00246_24348_3224.N1	27-OCT-2006 01:00:33	Dark	32.000	143	Alp Hyi	2.8570	7200.0	64	24348	No
4	GOM_NL__2PRFIN20061027_010157_000000362052_00246_24348_3225.N1	27-OCT-2006 01:01:57	Dark	36.000	9	Alp Eri	0.45300	24000.	72	24348	No
5	GOM_NL__2PRFIN20061027_010503_000000352052_00246_24348_3226.N1	27-OCT-2006 01:05:03	Straylight	34.500	157	The1Eri	2.9060	9300.0	69	24348	No
6	GOM_NL__2PRFIN20061027_011319_000000392052_00246_24348_3227.N1	27-OCT-2006 01:13:19	Straylight	38.500	52	16Bet Cet	2.0370	4500.0	77	24348	No
7	GOM_NL__2PRFIN20061027_012248_000000302052_00246_24348_3228.N1	27-OCT-2006 01:22:48	Bright	30.000	140	88Gam Peg	2.8340	26000.	60	24348	No
8	GOM_NL__2PRFIN20061027_012641_000000302052_00246_24348_3229.N1	27-OCT-2006 01:26:41	Bright	30.000	58	21Alp And	2.0730	11000.	60	24348	No
9	GOM_NL__2PRFIN20061027_012828_000000352052_00246_24348_3230.N1	27-OCT-2006 01:28:28	Bright	34.500	53	43Bet And	2.0480	3300.0	69	24348	No
10	GOM_NL__2PRFIN20061027_013417_000000312052_00246_24348_3231.N1	27-OCT-2006 01:34:17	Bright	31.000	68	18Alp Cas	2.2250	4500.0	62	24348	No
11	GOM_NL__2PRFIN20061027_013532_000000302052_00246_24348_3232.N1	27-OCT-2006 01:35:32	Bright	30.000	76	27Gam Cas	2.3000	30000.	60	24348	No
12	GOM_NL__2PRFIN20061027_014332_000000302052_00246_24348_3233.N1	27-OCT-2006 01:43:32	Bright	30.000	49	1Alp UMi	1.9900	6300.0	60	24348	No
13	GOM_NL__2PRFIN20061027_014708_000000462052_00246_24348_3234.N1	27-OCT-2006 01:47:08	Bright	46.000	60	7Bet UMi	2.0810	3950.0	92	24348	No
14	GOM_NL__2PRFIN20061027_015146_000000322052_00246_24348_3235.N1	27-OCT-2006 01:51:46	Bright	32.000	36	50Alp UMa	1.8000	6300.0	64	24348	No
15	GOM_NL__2PRFIN20061027_015306_000000312052_00246_24348_3236.N1	27-OCT-2006 01:53:06	Bright	30.500	32	77Eps UMa	1.7630	11000.	61	24348	No
16	GOM_NL__2PRFIN20061027_015656_000000322052_00246_24348_3237.N1	27-OCT-2006 01:56:56	Bright	31.500	174	52Psi UMa	3.0040	4400.0	63	24348	No
17	GOM_NL__2PRFIN20061027_020404_000000312052_00246_24348_3238.N1	27-OCT-2006 02:04:04	Bright	30.500	96	68Del Leo	2.5600	9300.0	61	24348	No
18	GOM_NL__2PRFIN20061027_020517_000000282052_00246_24348_3239.N1	27-OCT-2006 02:05:17	Bright	28.000	62	94Bet Leo	2.1360	9700.0	56	24348	No
19	GOM_NL__2PRFIN20061027_022344_000000372052_00246_24348_3240.N1	27-OCT-2006 02:23:44	Dark	36.500	113	Mu Vel	2.6920	5000.0	73	24348	No
20	GOM_NL__2PRFIN20061027_022717_000000332052_00247_24349_3223.N1	27-OCT-2006 02:27:17	Dark	33.000	91	Kap Vel	2.4900	26000.	66	24349	No
21	GOM_NL__2PRFIN20061027_022832_000000372052_00247_24349_3224.N1	27-OCT-2006 02:28:32	Dark	37.000	46	Del Vel	1.9540	10600.	74	24349	No
22	GOM_NL__2PRFIN20061027_023009_000000332052_00247_24349_3225.N1	27-OCT-2006 02:30:09	Dark	32.500	29	Bet Car	1.6720	10200.	65	24349	No
23	GOM_NL__2PRFIN20061027_024109_000000312052_00247_24349_3226.N1	27-OCT-2006 02:41:09	Dark	30.500	143	Alp Hyi	2.8570	7200.0	61	24349	No
24	GOM_NL__2PRFIN20061027_024233_000000382052_00247_24349_3227.N1	27-OCT-2006 02:42:33	Dark	37.500	9	Alp Eri	0.45300	24000.	75	24349	No
25	GOM_NL__2PRFIN20061027_024539_000000382052_00247_24349_3228.N1	27-OCT-2006 02:45:39	Straylight	37.500	157	The1Eri	2.9060	9300.0	75	24349	No
26	GOM_NL__2PRFIN20061027_025355_000000372052_00247_24349_3229.N1	27-OCT-2006 02:53:55	Straylight	36.500	52	16Bet Cet	2.0370	4500.0	73	24349	No
27	GOM_NL__2PRFIN20061027_030324_000000302052_00247_24349_3230.N1	27-OCT-2006 03:03:24	Bright	30.000	140	88Gam Peg	2.8340	26000.	60	24349	No
28	GOM_NL__2PRFIN20061027_030717_000000322052_00247_24349_3231.N1	27-OCT-2006 03:07:17	Bright	31.500	58	21Alp And	2.0730	11000.	63	24349	No
29	GOM_NL__2PRFIN20061027_030904_000000322052_00247_24349_3232.N1	27-OCT-2006 03:09:04	Bright	32.000	53	43Bet And	2.0480	3300.0	64	24349	No
30	GOM_NL__2PRFIN20061027_031452_000000312052_00247_24349_3233.N1	27-OCT-2006 03:14:52	Bright	30.500	68	18Alp Cas	2.2250	4500.0	61	24349	No
31	GOM_NL__2PRFIN20061027_031608_000000312052_00247_24349_3234.N1	27-OCT-2006 03:16:08	Bright	30.500	76	27Gam Cas	2.3000	30000.	61	24349	No
32	GOM_NL__2PRFIN20061027_032408_000000302052_00247_24349_3235.N1	27-OCT-2006 03:24:08	Bright	30.000	49	1Alp UMi	1.9900	6300.0	60	24349	No
33	GOM_NL__2PRFIN20061027_032744_000000312052_00247_24349_3236.N1	27-OCT-2006 03:27:44	Bright	31.000	60	7Bet UMi	2.0810	3950.0	62	24349	No
34	GOM_NL__2PRFIN20061027_033221_000000332052_00247_24349_3237.N1	27-OCT-2006 03:32:21	Bright	33.000	36	50Alp UMa	1.8000	6300.0	66	24349	No
35	GOM_NL__2PRFIN20061027_033341_000000282052_00247_24349_3238.N1	27-OCT-2006 03:33:41	Bright	28.000	32	77Eps UMa	1.7630	11000.	56	24349	No
36	GOM_NL__2PRFIN20061027_033732_000000302052_00247_24349_3239.N1	27-OCT-2006 03:37:32	Bright	30.000	174	52Psi UMa	3.0040	4400.0	60	24349	No
37	GOM_NL__2PRFIN20061027_034440_000000312052_00247_24349_3240.N1	27-OCT-2006 03:44:40	Bright	30.500	96	68Del Leo	2.5600	9300.0	61	24349	No
38	GOM_NL__2PRFIN20061027_034553_000000282052_00247_24349_3241.N1	27-OCT-2006 03:45:53	Bright	28.000	62	94Bet Leo	2.1360	9700.0	56	24349	No
39	GOM_NL__2PRFIN20061027_040421_000000362052_00247_24349_3242.N1	27-OCT-2006 04:04:21	Dark	36.000	113	Mu Vel	2.6920	5000.0	72	24349	No
40	GOM_NL__2PRFIN20061027_040753_000000342052_00248_24350_3223.N1	27-OCT-2006 04:07:53	Dark	33.500	91	Kap Vel	2.4900	26000.	67	24350	No
41	GOM_NL__2PRFIN20061027_041046_000000322052_00248_24350_3224.N1	27-OCT-2006 04:10:46	Dark	31.500	29	Bet Car	1.6720	10200.	63	24350	No
42	GOM_NL__2PRFIN20061027_042145_000000302052_00248_24350_3225.N1	27-OCT-2006 04:21:45	Dark	30.000	143	Alp Hyi	2.8570	7200.0	60	24350	No

43	GOM_NL__2PRFIN20061027_042309_000000322052_00248_24350_3226.N1	27-OCT-2006 04:23:09	Dark	31.500	9	Alp Eri	0.45300	24000.	63	24350	No
44	GOM_NL__2PRFIN20061027_042616_000000372052_00248_24350_3227.N1	27-OCT-2006 04:26:16	Straylight	37.000	157	The1Eri	2.9060	9300.0	74	24350	No
45	GOM_NL__2PRFIN20061027_043432_000000372052_00248_24350_3228.N1	27-OCT-2006 04:34:32	Straylight	36.500	52	16Bet Cet	2.0370	4500.0	73	24350	No
46	GOM_NL__2PRFIN20061027_044401_000000302052_00248_24350_3229.N1	27-OCT-2006 04:44:01	Bright	29.500	140	88Gam Peg	2.8340	26000.	59	24350	No
47	GOM_NL__2PRFIN20061027_044753_000000292052_00248_24350_3230.N1	27-OCT-2006 04:47:53	Bright	29.000	58	21Alp And	2.0730	11000.	58	24350	No
48	GOM_NL__2PRFIN20061027_044940_000000332052_00248_24350_3231.N1	27-OCT-2006 04:49:40	Bright	33.000	53	43Bet And	2.0480	3300.0	66	24350	No
49	GOM_NL__2PRFIN20061027_045528_000000322052_00248_24350_3232.N1	27-OCT-2006 04:55:28	Bright	31.500	68	18Alp Cas	2.2250	4500.0	63	24350	No
50	GOM_NL__2PRFIN20061027_045644_000000312052_00248_24350_3233.N1	27-OCT-2006 04:56:44	Bright	30.500	76	27Gam Cas	2.3000	30000.	61	24350	No
51	GOM_NL__2PRFIN20061027_050444_000000282052_00248_24350_3234.N1	27-OCT-2006 05:04:44	Bright	27.500	49	1Alp UMi	1.9900	6300.0	55	24350	No
52	GOM_NL__2PRFIN20061027_050820_000000322052_00248_24350_3235.N1	27-OCT-2006 05:08:20	Bright	31.500	60	7Bet UMi	2.0810	3950.0	63	24350	No
53	GOM_NL__2PRFIN20061027_051258_000000322052_00248_24350_3236.N1	27-OCT-2006 05:12:58	Bright	32.000	36	50Alp UMa	1.8000	6300.0	64	24350	No
54	GOM_NL__2PRFIN20061027_051418_000000312052_00248_24350_3237.N1	27-OCT-2006 05:14:18	Bright	30.500	32	77Eps UMa	1.7630	11000.	61	24350	No
55	GOM_NL__2PRFIN20061027_051808_000000322052_00248_24350_3238.N1	27-OCT-2006 05:18:08	Bright	31.500	174	52Psi UMa	3.0040	4400.0	63	24350	No
56	GOM_NL__2PRFIN20061027_052516_000000302052_00248_24350_3239.N1	27-OCT-2006 05:25:16	Bright	29.500	96	68Del Leo	2.5600	9300.0	59	24350	No
57	GOM_NL__2PRFIN20061027_052630_000000272052_00248_24350_3240.N1	27-OCT-2006 05:26:30	Bright	27.000	62	94Bet Leo	2.1360	9700.0	54	24350	No
58	GOM_NL__2PRFIN20061027_054457_000000362052_00248_24350_3241.N1	27-OCT-2006 05:44:57	Dark	35.500	113	Mu Vel	2.6920	5000.0	71	24350	No
59	GOM_NL__2PRFIN20061027_055122_000000322052_00249_24351_3223.N1	27-OCT-2006 05:51:22	Dark	31.500	29	Bet Car	1.6720	10200.	63	24351	No
60	GOM_NL__2PRFIN20061027_060221_000000322052_00249_24351_3224.N1	27-OCT-2006 06:02:21	Dark	31.500	143	Alp Hyi	2.8570	7200.0	63	24351	No
61	GOM_NL__2PRFIN20061027_060345_000000462052_00249_24351_3225.N1	27-OCT-2006 06:03:45	Dark	45.500	9	Alp Eri	0.45300	24000.	91	24351	No
62	GOM_NL__2PRFIN20061027_060652_000000342052_00249_24351_3226.N1	27-OCT-2006 06:06:52	Straylight	34.000	157	The1Eri	2.9060	9300.0	68	24351	No
63	GOM_NL__2PRFIN20061027_061508_000000392052_00249_24351_3227.N1	27-OCT-2006 06:15:08	Straylight	38.500	52	16Bet Cet	2.0370	4500.0	77	24351	No
64	GOM_NL__2PRFIN20061027_062436_000000302052_00249_24351_3228.N1	27-OCT-2006 06:24:36	Bright	30.000	140	88Gam Peg	2.8340	26000.	60	24351	No
65	GOM_NL__2PRFIN20061027_062829_000000302052_00249_24351_3229.N1	27-OCT-2006 06:28:29	Bright	29.500	58	21Alp And	2.0730	11000.	59	24351	No
66	GOM_NL__2PRFIN20061027_063016_000000332052_00249_24351_3230.N1	27-OCT-2006 06:30:16	Bright	32.500	53	43Bet And	2.0480	3300.0	65	24351	No
67	GOM_NL__2PRFIN20061027_063605_000000292052_00249_24351_3231.N1	27-OCT-2006 06:36:05	Bright	29.000	68	18Alp Cas	2.2250	4500.0	58	24351	No
68	GOM_NL__2PRFIN20061027_063719_000000302052_00249_24351_3232.N1	27-OCT-2006 06:37:19	Bright	30.000	76	27Gam Cas	2.3000	30000.	60	24351	No
69	GOM_NL__2PRFIN20061027_064520_000000302052_00249_24351_3233.N1	27-OCT-2006 06:45:20	Bright	29.500	49	1Alp UMi	1.9900	6300.0	59	24351	No
70	GOM_NL__2PRFIN20061027_064856_000000372052_00249_24351_3234.N1	27-OCT-2006 06:48:56	Bright	37.000	60	7Bet UMi	2.0810	3950.0	74	24351	No
71	GOM_NL__2PRFIN20061027_065333_000000312052_00249_24351_3235.N1	27-OCT-2006 06:53:33	Bright	30.500	36	50Alp UMa	1.8000	6300.0	61	24351	No
72	GOM_NL__2PRFIN20061027_065454_000000302052_00249_24351_3236.N1	27-OCT-2006 06:54:54	Bright	29.500	32	77Eps UMa	1.7630	11000.	59	24351	No
73	GOM_NL__2PRFIN20061027_065844_000000302052_00249_24351_3237.N1	27-OCT-2006 06:58:44	Bright	29.500	174	52Psi UMa	3.0040	4400.0	59	24351	No
74	GOM_NL__2PRFIN20061027_070553_000000312052_00249_24351_3238.N1	27-OCT-2006 07:05:53	Bright	30.500	96	68Del Leo	2.5600	9300.0	61	24351	No
75	GOM_NL__2PRFIN20061027_070706_000000282052_00249_24351_3239.N1	27-OCT-2006 07:07:06	Bright	28.000	62	94Bet Leo	2.1360	9700.0	56	24351	No
76	GOM_NL__2PRFIN20061027_072533_000000362052_00249_24351_3240.N1	27-OCT-2006 07:25:33	Dark	36.000	113	Mu Vel	2.6920	5000.0	72	24351	No
77	GOM_NL__2PRFIN20061027_073158_000000322052_00250_24352_3223.N1	27-OCT-2006 07:31:58	Dark	32.000	29	Bet Car	1.6720	10200.	64	24352	No
78	GOM_NL__2PRFIN20061027_074257_000000332052_00250_24352_3224.N1	27-OCT-2006 07:42:57	Dark	33.000	143	Alp Hyi	2.8570	7200.0	66	24352	No
79	GOM_NL__2PRFIN20061027_074422_000000442052_00250_24352_3225.N1	27-OCT-2006 07:44:22	Dark	43.500	9	Alp Eri	0.45300	24000.	87	24352	No
80	GOM_NL__2PRFIN20061027_074729_000000362052_00250_24352_3226.N1	27-OCT-2006 07:47:29	Straylight	35.500	157	The1Eri	2.9060	9300.0	71	24352	No
81	GOM_NL__2PRFIN20061027_075544_000000332052_00250_24352_3227.N1	27-OCT-2006 07:55:44	Straylight	32.500	52	16Bet Cet	2.0370	4500.0	65	24352	No
82	GOM_NL__2PRFIN20061027_080513_000000312052_00250_24352_3228.N1	27-OCT-2006 08:05:13	Bright	30.500	140	88Gam Peg	2.8340	26000.	61	24352	No
83	GOM_NL__2PRFIN20061027_080905_000000312052_00250_24352_3229.N1	27-OCT-2006 08:09:05	Bright	30.500	58	21Alp And	2.0730	11000.	61	24352	No
84	GOM_NL__2PRFIN20061027_081052_000000332052_00250_24352_3230.N1	27-OCT-2006 08:10:52	Bright	32.500	53	43Bet And	2.0480	3300.0	65	24352	No
85	GOM_NL__2PRFIN20061027_081640_000000302052_00250_24352_3231.N1	27-OCT-2006 08:16:40	Bright	30.000	68	18Alp Cas	2.2250	4500.0	60	24352	No
86	GOM_NL__2PRFIN20061027_081755_000000472052_00250_24352_3232.N1	27-OCT-2006 08:17:55	Bright	47.000	76	27Gam Cas	2.3000	30000.	94	24352	No
87	GOM_NL__2PRFIN20061027_082556_000000302052_00250_24352_3233.N1	27-OCT-2006 08:25:56	Bright	30.000	49	1Alp UMi	1.9900	6300.0	60	24352	No
88	GOM_NL__2PRFIN20061027_082932_000000312052_00250_24352_3234.N1	27-OCT-2006 08:29:32	Bright	31.000	60	7Bet UMi	2.0810	3950.0	62	24352	No
89	GOM_NL__2PRFIN20061027_083409_000000322052_00250_24352_3235.N1	27-OCT-2006 08:34:09	Bright	31.500	36	50Alp UMa	1.8000	6300.0	63	24352	No
90	GOM_NL__2PRFIN20061027_083530_000000312052_00250_24352_3236.N1	27-OCT-2006 08:35:30	Bright	31.000	32	77Eps UMa	1.7630	11000.	62	24352	No
91	GOM_NL__2PRFIN20061027_083920_000000312052_00250_24352_3237.N1	27-OCT-2006 08:39:20	Bright	30.500	174	52Psi UMa	3.0040	4400.0	61	24352	No
92	GOM_NL__2PRFIN20061027_084628_000000302052_00250_24352_3238.N1	27-OCT-2006 08:46:28	Bright	29.500	96	68Del Leo	2.5600	9300.0	59	24352	No
93	GOM_NL__2PRFIN20061027_084742_000000282052_00250_24352_3239.N1	27-OCT-2006 08:47:42	Bright	27.500	62	94Bet Leo	2.1360	9700.0	55	24352	No
94	GOM_NL__2PRFIN20061027_090609_000000342052_00250_24352_3240.N1	27-OCT-2006 09:06:09	Dark	34.000	113	Mu Vel	2.6920	5000.0	68	24352	No
95	GOM_NL__2PRFIN20061027_090942_000000342052_00251_24353_3223.N1	27-OCT-2006 09:09:42	Dark	34.000	91	Kap Vel	2.4900	26000.	68	24353	No
96	GOM_NL__2PRFIN20061027_091235_000000342052_00251_24353_3224.N1	27-OCT-2006 09:12:35	Dark	34.000	29	Bet Car	1.6720	10200.	68	24353	No
97	GOM_NL__2PRFIN20061027_092334_000000322052_00251_24353_3225.N1	27-OCT-2006 09:23:34	Dark	31.500	143	Alp Hyi	2.8570	7200.0	63	24353	No
98	GOM_NL__2PRFIN20061027_092458_000000392052_00251_24353_3226.N1	27-OCT-2006 09:24:58	Dark	39.000	9	Alp Eri	0.45300	24000.	78	24353	No
99	GOM_NL__2PRFIN20061027_092805_000000352052_00251_24353_3227.N1	27-OCT-2006 09:28:05	Straylight	34.500	157	The1Eri	2.9060	9300.0	69	24353	No
100	GOM_NL__2PRFIN20061027_093620_000000362052_00251_24353_3228.N1	27-OCT-2006 09:36:20	Straylight	36.000	52	16Bet Cet	2.0370	4500.0	72	24353	No
101	GOM_NL__2PRFIN20061027_094549_000000312052_00251_24353_3229.N1	27-OCT-2006 09:45:49	Bright	30.500	140	88Gam Peg	2.8340	26000.	61	24353	No

102	GOM_NL__2PRFIN20061027_094941_000000312052_00251_24353_3230.N1	27-OCT-2006 09:49:41	Bright	30.500	58	21Alp And	2.0730	11000.	61	24353	No
103	GOM_NL__2PRFIN20061027_095128_000000342052_00251_24353_3231.N1	27-OCT-2006 09:51:28	Bright	33.500	53	43Bet And	2.0480	3300.0	67	24353	No
104	GOM_NL__2PRFIN20061027_095716_000000282052_00251_24353_3232.N1	27-OCT-2006 09:57:16	Bright	28.000	68	18Alp Cas	2.2250	4500.0	56	24353	No
105	GOM_NL__2PRFIN20061027_095831_000000292052_00251_24353_3233.N1	27-OCT-2006 09:58:31	Bright	28.500	76	27Gam Cas	2.3000	30000.	57	24353	No
106	GOM_NL__2PRFIN20061027_100632_000000302052_00251_24353_3234.N1	27-OCT-2006 10:06:32	Bright	29.500	49	1Alp UMi	1.9900	6300.0	59	24353	No
107	GOM_NL__2PRFIN20061027_101009_000000312052_00251_24353_3235.N1	27-OCT-2006 10:10:09	Bright	30.500	60	7Bet UMi	2.0810	3950.0	61	24353	No
108	GOM_NL__2PRFIN20061027_101445_000000342052_00251_24353_3236.N1	27-OCT-2006 10:14:45	Bright	33.500	36	50Alp UMa	1.8000	6300.0	67	24353	No
109	GOM_NL__2PRFIN20061027_101606_000000292052_00251_24353_3237.N1	27-OCT-2006 10:16:06	Bright	28.500	32	77Eps UMa	1.7630	11000.	57	24353	No
110	GOM_NL__2PRFIN20061027_101956_000000332052_00251_24353_3238.N1	27-OCT-2006 10:19:56	Bright	32.500	174	52Psi UMa	3.0040	4400.0	65	24353	No
111	GOM_NL__2PRFIN20061027_102705_000000302052_00251_24353_3239.N1	27-OCT-2006 10:27:05	Bright	30.000	96	68Del Leo	2.5600	9300.0	60	24353	No
112	GOM_NL__2PRFIN20061027_102818_000000282052_00251_24353_3240.N1	27-OCT-2006 10:28:18	Bright	28.000	62	94Bet Leo	2.1360	9700.0	56	24353	No
113	GOM_NL__2PRFIN20061027_104646_000000332052_00251_24353_3241.N1	27-OCT-2006 10:46:46	Dark	33.000	113	Mu Vel	2.6920	5000.0	66	24353	No
114	GOM_NL__2PRFIN20061027_105019_000000342052_00252_24354_3223.N1	27-OCT-2006 10:50:19	Dark	33.500	91	Kap Vel	2.4900	26000.	67	24354	No
115	GOM_NL__2PRFIN20061027_105311_000000332052_00252_24354_3224.N1	27-OCT-2006 10:53:11	Dark	32.500	29	Bet Car	1.6720	10200.	65	24354	No
116	GOM_NL__2PRFIN20061027_110410_000000312052_00252_24354_3225.N1	27-OCT-2006 11:04:10	Dark	31.000	143	Alp Hyi	2.8570	7200.0	62	24354	No
117	GOM_NL__2PRFIN20061027_110534_000000432052_00252_24354_3226.N1	27-OCT-2006 11:05:34	Dark	43.000	9	Alp Eri	0.45300	24000.	86	24354	No
118	GOM_NL__2PRFIN20061027_110841_000000362052_00252_24354_3227.N1	27-OCT-2006 11:08:41	Straylight	35.500	157	The1Eri	2.9060	9300.0	71	24354	No
119	GOM_NL__2PRFIN20061027_111656_000000372052_00252_24354_3228.N1	27-OCT-2006 11:16:56	Straylight	37.000	52	16Bet Cet	2.0370	4500.0	74	24354	No
120	GOM_NL__2PRFIN20061027_112625_000000312052_00252_24354_3229.N1	27-OCT-2006 11:26:25	Bright	30.500	140	88Gam Peg	2.8340	26000.	61	24354	No
121	GOM_NL__2PRFIN20061027_113017_000000302052_00252_24354_3230.N1	27-OCT-2006 11:30:17	Bright	30.000	58	21Alp And	2.0730	11000.	60	24354	No
122	GOM_NL__2PRFIN20061027_113203_000000312052_00252_24354_3231.N1	27-OCT-2006 11:32:03	Bright	30.500	53	43Bet And	2.0480	3300.0	61	24354	No
123	GOM_NL__2PRFIN20061027_113752_000000312052_00252_24354_3232.N1	27-OCT-2006 11:37:52	Bright	31.000	68	18Alp Cas	2.2250	4500.0	62	24354	No
124	GOM_NL__2PRFIN20061027_113907_000000302052_00252_24354_3233.N1	27-OCT-2006 11:39:07	Bright	29.500	76	27Gam Cas	2.3000	30000.	59	24354	No
125	GOM_NL__2PRFIN20061027_114708_000000312052_00252_24354_3234.N1	27-OCT-2006 11:47:08	Bright	31.000	49	1Alp UMi	1.9900	6300.0	62	24354	No
126	GOM_NL__2PRFIN20061027_115045_000000312052_00252_24354_3235.N1	27-OCT-2006 11:50:45	Bright	30.500	60	7Bet UMi	2.0810	3950.0	61	24354	No
127	GOM_NL__2PRFIN20061027_115521_000000322052_00252_24354_3236.N1	27-OCT-2006 11:55:21	Bright	31.500	36	50Alp UMa	1.8000	6300.0	63	24354	No
128	GOM_NL__2PRFIN20061027_115642_000000282052_00252_24354_3237.N1	27-OCT-2006 11:56:42	Bright	28.000	32	77Eps UMa	1.7630	11000.	56	24354	No
129	GOM_NL__2PRFIN20061027_120032_000000302052_00252_24354_3238.N1	27-OCT-2006 12:00:32	Bright	29.500	174	52Psi UMa	3.0040	4400.0	59	24354	No
130	GOM_NL__2PRFIN20061027_120741_000000362052_00252_24354_3239.N1	27-OCT-2006 12:07:41	Bright	35.500	96	68Del Leo	2.5600	9300.0	71	24354	No
131	GOM_NL__2PRFIN20061027_120854_000000282052_00252_24354_3240.N1	27-OCT-2006 12:08:54	Bright	27.500	62	94Bet Leo	2.1360	9700.0	55	24354	No
132	GOM_NL__2PRFIN20061027_122722_000000352052_00252_24354_3241.N1	27-OCT-2006 12:27:22	Dark	35.000	113	Mu Vel	2.6920	5000.0	70	24354	No
133	GOM_NL__2PRFIN20061027_123055_000000352052_00253_24355_3223.N1	27-OCT-2006 12:30:55	Dark	34.500	91	Kap Vel	2.4900	26000.	69	24355	No
134	GOM_NL__2PRFIN20061027_123347_000000312052_00253_24355_3224.N1	27-OCT-2006 12:33:47	Dark	31.000	29	Bet Car	1.6720	10200.	62	24355	No
135	GOM_NL__2PRFIN20061027_124446_000000332052_00253_24355_3225.N1	27-OCT-2006 12:44:46	Dark	32.500	143	Alp Hyi	2.8570	7200.0	65	24355	No
136	GOM_NL__2PRFIN20061027_124610_000000402052_00253_24355_3226.N1	27-OCT-2006 12:46:10	Dark	40.000	9	Alp Eri	0.45300	24000.	80	24355	No
137	GOM_NL__2PRFIN20061027_124917_000000372052_00253_24355_3227.N1	27-OCT-2006 12:49:17	Straylight	36.500	157	The1Eri	2.9060	9300.0	73	24355	No
138	GOM_NL__2PRFIN20061027_125732_000000402052_00253_24355_3228.N1	27-OCT-2006 12:57:32	Straylight	40.000	52	16Bet Cet	2.0370	4500.0	80	24355	No
139	GOM_NL__2PRFIN20061027_130701_000000302052_00253_24355_3229.N1	27-OCT-2006 13:07:01	Bright	29.500	140	88Gam Peg	2.8340	26000.	59	24355	No
140	GOM_NL__2PRFIN20061027_131053_000000312052_00253_24355_3230.N1	27-OCT-2006 13:10:53	Bright	31.000	58	21Alp And	2.0730	11000.	62	24355	No
141	GOM_NL__2PRFIN20061027_131239_000000332052_00253_24355_3231.N1	27-OCT-2006 13:12:39	Bright	32.500	53	43Bet And	2.0480	3300.0	65	24355	No
142	GOM_NL__2PRFIN20061027_131828_000000312052_00253_24355_3232.N1	27-OCT-2006 13:18:28	Bright	31.000	68	18Alp Cas	2.2250	4500.0	62	24355	No
143	GOM_NL__2PRFIN20061027_131942_000000312052_00253_24355_3233.N1	27-OCT-2006 13:19:42	Bright	30.500	76	27Gam Cas	2.3000	30000.	61	24355	No
144	GOM_NL__2PRFIN20061027_132744_000000312052_00253_24355_3234.N1	27-OCT-2006 13:27:44	Bright	30.500	49	1Alp UMi	1.9900	6300.0	61	24355	No
145	GOM_NL__2PRFIN20061027_133121_000000312052_00253_24355_3235.N1	27-OCT-2006 13:31:21	Bright	31.000	60	7Bet UMi	2.0810	3950.0	62	24355	No
146	GOM_NL__2PRFIN20061027_133557_000000322052_00253_24355_3236.N1	27-OCT-2006 13:35:57	Bright	32.000	36	50Alp UMa	1.8000	6300.0	64	24355	No
147	GOM_NL__2PRFIN20061027_133718_000000292052_00253_24355_3237.N1	27-OCT-2006 13:37:18	Bright	29.000	32	77Eps UMa	1.7630	11000.	58	24355	No
148	GOM_NL__2PRFIN20061027_134108_000000312052_00253_24355_3238.N1	27-OCT-2006 13:41:08	Bright	30.500	174	52Psi UMa	3.0040	4400.0	61	24355	No
149	GOM_NL__2PRFIN20061027_134817_000000322052_00253_24355_3239.N1	27-OCT-2006 13:48:17	Bright	31.500	96	68Del Leo	2.5600	9300.0	63	24355	No
150	GOM_NL__2PRFIN20061027_134930_000000282052_00253_24355_3240.N1	27-OCT-2006 13:49:30	Bright	28.000	62	94Bet Leo	2.1360	9700.0	56	24355	No
151	GOM_NL__2PRFIN20061027_140758_000000352052_00253_24355_3241.N1	27-OCT-2006 14:07:58	Dark	35.000	113	Mu Vel	2.6920	5000.0	70	24355	No
152	GOM_NL__2PRFIN20061027_141131_000000342052_00254_24356_3223.N1	27-OCT-2006 14:11:31	Dark	34.000	91	Kap Vel	2.4900	26000.	68	24356	No
153	GOM_NL__2PRFIN20061027_141423_000000342052_00254_24356_3224.N1	27-OCT-2006 14:14:23	Dark	33.500	29	Bet Car	1.6720	10200.	67	24356	No
154	GOM_NL__2PRFIN20061027_142522_000000322052_00254_24356_3225.N1	27-OCT-2006 14:25:22	Dark	31.500	143	Alp Hyi	2.8570	7200.0	63	24356	No
155	GOM_NL__2PRFIN20061027_142646_000000402052_00254_24356_3226.N1	27-OCT-2006 14:26:46	Dark	40.000	9	Alp Eri	0.45300	24000.	80	24356	No
156	GOM_NL__2PRFIN20061027_142953_000000352052_00254_24356_3227.N1	27-OCT-2006 14:29:53	Straylight	34.500	157	The1Eri	2.9060	9300.0	69	24356	No
157	GOM_NL__2PRFIN20061027_143808_000000372052_00254_24356_3228.N1	27-OCT-2006 14:38:08	Straylight	36.500	52	16Bet Cet	2.0370	4500.0	73	24356	No
158	GOM_NL__2PRFIN20061027_144737_000000302052_00254_24356_3229.N1	27-OCT-2006 14:47:37	Bright	30.000	140	88Gam Peg	2.8340	26000.	60	24356	No
159	GOM_NL__2PRFIN20061027_145129_000000312052_00254_24356_3230.N1	27-OCT-2006 14:51:29	Bright	30.500	58	21Alp And	2.0730	11000.	61	24356	No
160	GOM_NL__2PRFIN20061027_145315_000000312052_00254_24356_3231.N1	27-OCT-2006 14:53:15	Bright	30.500	53	43Bet And	2.0480	3300.0	61	24356	No

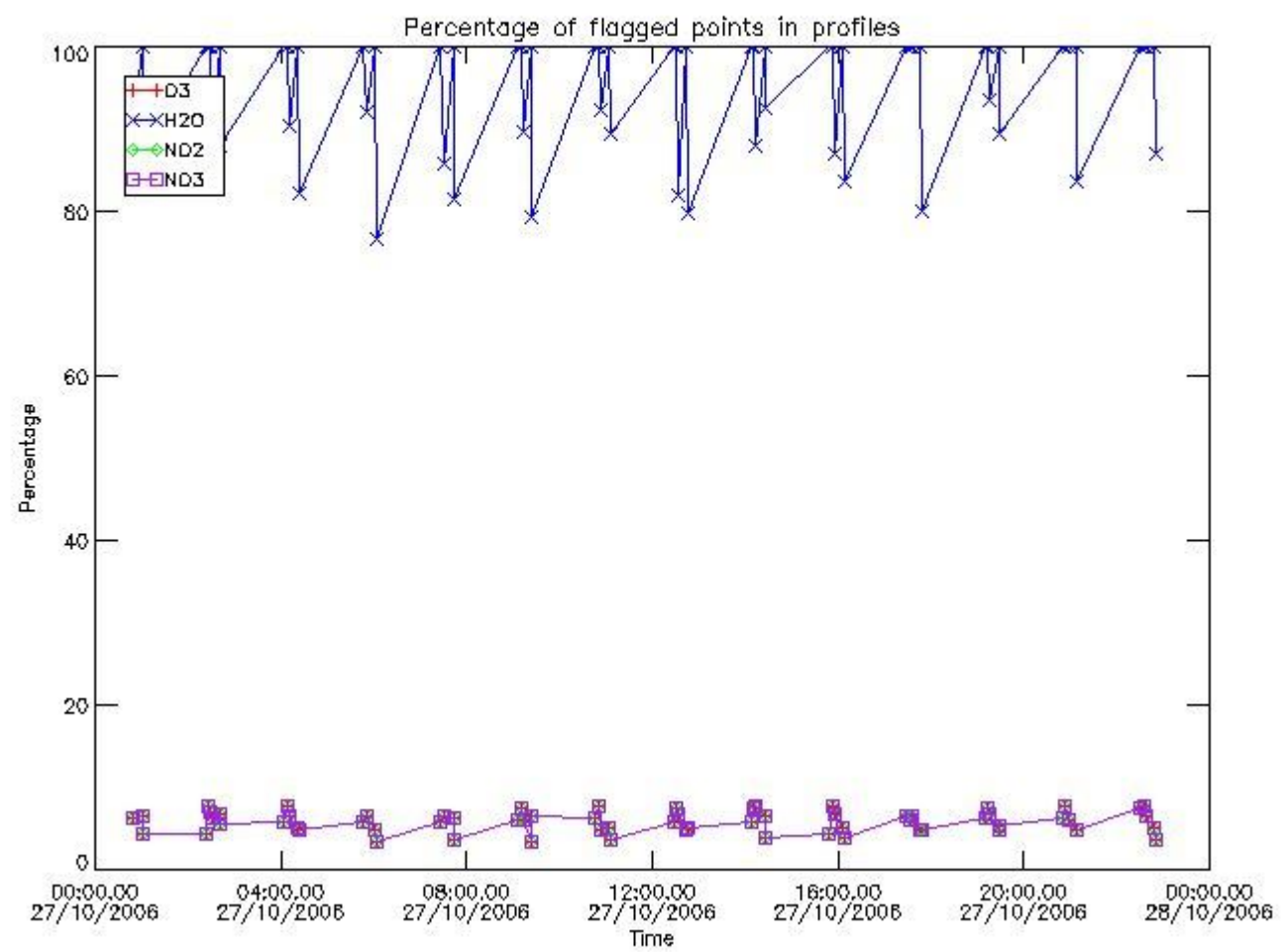
161	GOM_NL__2PRFIN20061027_145904_000000282052_00254_24356_3232.N1	27-OCT-2006 14:59:04	Bright	27.500	68	18Alp Cas	2.2250	4500.0	55	24356	No
162	GOM_NL__2PRFIN20061027_150018_000000302052_00254_24356_3233.N1	27-OCT-2006 15:00:18	Bright	30.000	76	27Gam Cas	2.3000	30000.	60	24356	No
163	GOM_NL__2PRFIN20061027_150820_000000302052_00254_24356_3234.N1	27-OCT-2006 15:08:20	Bright	30.000	49	1Alp UMi	1.9900	6300.0	60	24356	No
164	GOM_NL__2PRFIN20061027_151157_000000312052_00254_24356_3235.N1	27-OCT-2006 15:11:57	Bright	30.500	60	7Bet UMi	2.0810	3950.0	61	24356	No
165	GOM_NL__2PRFIN20061027_151633_000000322052_00254_24356_3236.N1	27-OCT-2006 15:16:33	Bright	32.000	36	50Alp UMa	1.8000	6300.0	64	24356	No
166	GOM_NL__2PRFIN20061027_151754_000000462052_00254_24356_3237.N1	27-OCT-2006 15:17:54	Bright	46.000	32	77Eps UMa	1.7630	11000.	92	24356	No
167	GOM_NL__2PRFIN20061027_152144_000000332052_00254_24356_3238.N1	27-OCT-2006 15:21:44	Bright	32.500	174	52Psi UMa	3.0040	4400.0	65	24356	No
168	GOM_NL__2PRFIN20061027_152853_000000312052_00254_24356_3239.N1	27-OCT-2006 15:28:53	Bright	30.500	96	68Del Leo	2.5600	9300.0	61	24356	No
169	GOM_NL__2PRFIN20061027_153006_000000282052_00254_24356_3240.N1	27-OCT-2006 15:30:06	Bright	28.000	62	94Bet Leo	2.1360	9700.0	56	24356	No
170	GOM_NL__2PRFIN20061027_154835_000000362052_00254_24356_3241.N1	27-OCT-2006 15:48:35	Dark	35.500	113	Mu Vel	2.6920	5000.0	71	24356	No
171	GOM_NL__2PRFIN20061027_155208_000000342052_00255_24357_3223.N1	27-OCT-2006 15:52:08	Dark	33.500	91	Kap Vel	2.4900	26000.	67	24357	No
172	GOM_NL__2PRFIN20061027_155500_000000312052_00255_24357_3224.N1	27-OCT-2006 15:55:00	Dark	31.000	29	Bet Car	1.6720	10200.	62	24357	No
173	GOM_NL__2PRFIN20061027_160558_000000312052_00255_24357_3225.N1	27-OCT-2006 16:05:58	Dark	30.500	143	Alp Hyi	2.8570	7200.0	61	24357	No
174	GOM_NL__2PRFIN20061027_160722_000000402052_00255_24357_3226.N1	27-OCT-2006 16:07:22	Dark	40.000	9	Alp Eri	0.45300	24000.	80	24357	No
175	GOM_NL__2PRFIN20061027_161030_000000362052_00255_24357_3227.N1	27-OCT-2006 16:10:30	Straylight	35.500	157	The1Eri	2.9060	9300.0	71	24357	No
176	GOM_NL__2PRFIN20061027_161844_000000382052_00255_24357_3228.N1	27-OCT-2006 16:18:44	Straylight	37.500	52	16Bet Cet	2.0370	4500.0	75	24357	No
177	GOM_NL__2PRFIN20061027_162813_000000302052_00255_24357_3229.N1	27-OCT-2006 16:28:13	Bright	29.500	140	88Gam Peg	2.8340	26000.	59	24357	No
178	GOM_NL__2PRFIN20061027_163206_000000312052_00255_24357_3230.N1	27-OCT-2006 16:32:06	Bright	30.500	58	21Alp And	2.0730	11000.	61	24357	No
179	GOM_NL__2PRFIN20061027_163351_000000352052_00255_24357_3231.N1	27-OCT-2006 16:33:51	Bright	34.500	53	43Bet And	2.0480	3300.0	69	24357	No
180	GOM_NL__2PRFIN20061027_163940_000000322052_00255_24357_3232.N1	27-OCT-2006 16:39:40	Bright	32.000	68	18Alp Cas	2.2250	4500.0	64	24357	No
181	GOM_NL__2PRFIN20061027_164054_000000302052_00255_24357_3233.N1	27-OCT-2006 16:40:54	Bright	30.000	76	27Gam Cas	2.3000	30000.	60	24357	No
182	GOM_NL__2PRFIN20061027_164856_000000312052_00255_24357_3234.N1	27-OCT-2006 16:48:56	Bright	30.500	49	1Alp UMi	1.9900	6300.0	61	24357	No
183	GOM_NL__2PRFIN20061027_165233_000000312052_00255_24357_3235.N1	27-OCT-2006 16:52:33	Bright	30.500	60	7Bet UMi	2.0810	3950.0	61	24357	No
184	GOM_NL__2PRFIN20061027_165709_000000312052_00255_24357_3236.N1	27-OCT-2006 16:57:09	Bright	31.000	36	50Alp UMa	1.8000	6300.0	62	24357	No
185	GOM_NL__2PRFIN20061027_165830_000000432052_00255_24357_3237.N1	27-OCT-2006 16:58:30	Bright	42.500	32	77Eps UMa	1.7630	11000.	85	24357	No
186	GOM_NL__2PRFIN20061027_170220_000000492052_00255_24357_3238.N1	27-OCT-2006 17:02:20	Bright	49.000	174	52Psi UMa	3.0040	4400.0	98	24357	No
187	GOM_NL__2PRFIN20061027_170929_000000302052_00255_24357_3239.N1	27-OCT-2006 17:09:29	Bright	30.000	96	68Del Leo	2.5600	9300.0	60	24357	No
188	GOM_NL__2PRFIN20061027_171042_000000282052_00255_24357_3240.N1	27-OCT-2006 17:10:42	Bright	28.000	62	94Bet Leo	2.1360	9700.0	56	24357	No
189	GOM_NL__2PRFIN20061027_172911_000000322052_00255_24357_3241.N1	27-OCT-2006 17:29:11	Dark	32.000	113	Mu Vel	2.6920	5000.0	64	24357	No
190	GOM_NL__2PRFIN20061027_173245_000000342052_00256_24358_3223.N1	27-OCT-2006 17:32:45	Dark	34.000	91	Kap Vel	2.4900	26000.	68	24358	No
191	GOM_NL__2PRFIN20061027_173536_000000322052_00256_24358_3224.N1	27-OCT-2006 17:35:36	Dark	31.500	29	Bet Car	1.6720	10200.	63	24358	No
192	GOM_NL__2PRFIN20061027_174634_000000322052_00256_24358_3225.N1	27-OCT-2006 17:46:34	Dark	32.000	143	Alp Hyi	2.8570	7200.0	64	24358	No
193	GOM_NL__2PRFIN20061027_174758_000000432052_00256_24358_3226.N1	27-OCT-2006 17:47:58	Dark	42.500	9	Alp Eri	0.45300	24000.	85	24358	No
194	GOM_NL__2PRFIN20061027_175106_000000362052_00256_24358_3227.N1	27-OCT-2006 17:51:06	Straylight	35.500	157	The1Eri	2.9060	9300.0	71	24358	No
195	GOM_NL__2PRFIN20061027_175921_000000382052_00256_24358_3228.N1	27-OCT-2006 17:59:21	Straylight	38.000	52	16Bet Cet	2.0370	4500.0	76	24358	No
196	GOM_NL__2PRFIN20061027_180849_000000312052_00256_24358_3229.N1	27-OCT-2006 18:08:49	Bright	30.500	140	88Gam Peg	2.8340	26000.	61	24358	No
197	GOM_NL__2PRFIN20061027_181241_000000322052_00256_24358_3230.N1	27-OCT-2006 18:12:41	Bright	31.500	58	21Alp And	2.0730	11000.	63	24358	No
198	GOM_NL__2PRFIN20061027_181427_000000322052_00256_24358_3231.N1	27-OCT-2006 18:14:27	Bright	31.500	53	43Bet And	2.0480	3300.0	63	24358	No
199	GOM_NL__2PRFIN20061027_182016_000000332052_00256_24358_3232.N1	27-OCT-2006 18:20:16	Bright	32.500	68	18Alp Cas	2.2250	4500.0	65	24358	No
200	GOM_NL__2PRFIN20061027_182130_000000342052_00256_24358_3233.N1	27-OCT-2006 18:21:30	Bright	33.500	76	27Gam Cas	2.3000	30000.	67	24358	No
201	GOM_NL__2PRFIN20061027_182932_000000312052_00256_24358_3234.N1	27-OCT-2006 18:29:32	Bright	31.000	49	1Alp UMi	1.9900	6300.0	62	24358	No
202	GOM_NL__2PRFIN20061027_183309_000000312052_00256_24358_3235.N1	27-OCT-2006 18:33:09	Bright	30.500	60	7Bet UMi	2.0810	3950.0	61	24358	No
203	GOM_NL__2PRFIN20061027_183744_000000342052_00256_24358_3236.N1	27-OCT-2006 18:37:44	Bright	33.500	36	50Alp UMa	1.8000	6300.0	67	24358	No
204	GOM_NL__2PRFIN20061027_183907_000000292052_00256_24358_3237.N1	27-OCT-2006 18:39:07	Bright	28.500	32	77Eps UMa	1.7630	11000.	57	24358	No
205	GOM_NL__2PRFIN20061027_184256_000000312052_00256_24358_3238.N1	27-OCT-2006 18:42:56	Bright	30.500	174	52Psi UMa	3.0040	4400.0	61	24358	No
206	GOM_NL__2PRFIN20061027_185005_000000312052_00256_24358_3239.N1	27-OCT-2006 18:50:05	Bright	30.500	96	68Del Leo	2.5600	9300.0	61	24358	No
207	GOM_NL__2PRFIN20061027_185119_000000282052_00256_24358_3240.N1	27-OCT-2006 18:51:19	Bright	28.000	62	94Bet Leo	2.1360	9700.0	56	24358	No
208	GOM_NL__2PRFIN20061027_190947_000000332052_00256_24358_3241.N1	27-OCT-2006 19:09:47	Dark	33.000	113	Mu Vel	2.6920	5000.0	66	24358	No
209	GOM_NL__2PRFIN20061027_191321_000000342052_00257_24359_3223.N1	27-OCT-2006 19:13:21	Dark	34.000	91	Kap Vel	2.4900	26000.	68	24359	No
210	GOM_NL__2PRFIN20061027_191612_000000312052_00257_24359_3224.N1	27-OCT-2006 19:16:12	Dark	31.000	29	Bet Car	1.6720	10200.	62	24359	No
211	GOM_NL__2PRFIN20061027_192711_000000322052_00257_24359_3225.N1	27-OCT-2006 19:27:11	Dark	32.000	143	Alp Hyi	2.8570	7200.0	64	24359	No
212	GOM_NL__2PRFIN20061027_192835_000000392052_00257_24359_3226.N1	27-OCT-2006 19:28:35	Dark	38.500	9	Alp Eri	0.45300	24000.	77	24359	No
213	GOM_NL__2PRFIN20061027_193143_000000372052_00257_24359_3227.N1	27-OCT-2006 19:31:43	Straylight	37.000	157	The1Eri	2.9060	9300.0	74	24359	No
214	GOM_NL__2PRFIN20061027_193956_000000392052_00257_24359_3228.N1	27-OCT-2006 19:39:56	Straylight	38.500	52	16Bet Cet	2.0370	4500.0	77	24359	No
215	GOM_NL__2PRFIN20061027_194925_000000302052_00257_24359_3229.N1	27-OCT-2006 19:49:25	Bright	29.500	140	88Gam Peg	2.8340	26000.	59	24359	No
216	GOM_NL__2PRFIN20061027_195318_000000312052_00257_24359_3230.N1	27-OCT-2006 19:53:18	Bright	30.500	58	21Alp And	2.0730	11000.	61	24359	No
217	GOM_NL__2PRFIN20061027_195502_000000332052_00257_24359_3231.N1	27-OCT-2006 19:55:02	Bright	32.500	53	43Bet And	2.0480	3300.0	65	24359	No
218	GOM_NL__2PRFIN20061027_200052_000000312052_00257_24359_3232.N1	27-OCT-2006 20:00:52	Bright	30.500	68	18Alp Cas	2.2250	4500.0	61	24359	No
219	GOM_NL__2PRFIN20061027_200206_000000312052_00257_24359_3233.N1	27-OCT-2006 20:02:06	Bright	30.500	76	27Gam Cas	2.3000	30000.	61	24359	No

220	GOM_NL__2PRFIN20061027_201008_000000302052_00257_24359_3234.N1	27-OCT-2006 20:10:08	Bright	29.500	49	1Alp UMi	1.9900	6300.0	59	24359	No
221	GOM_NL__2PRFIN20061027_201345_000000322052_00257_24359_3235.N1	27-OCT-2006 20:13:45	Bright	31.500	60	7Bet UMi	2.0810	3950.0	63	24359	No
222	GOM_NL__2PRFIN20061027_201821_000000322052_00257_24359_3236.N1	27-OCT-2006 20:18:21	Bright	32.000	36	50Alp UMa	1.8000	6300.0	64	24359	No
223	GOM_NL__2PRFIN20061027_201942_000000322052_00257_24359_3237.N1	27-OCT-2006 20:19:42	Bright	31.500	32	77Eps UMa	1.7630	11000.	63	24359	No
224	GOM_NL__2PRFIN20061027_202331_000000332052_00257_24359_3238.N1	27-OCT-2006 20:23:31	Bright	32.500	174	52Psi UMa	3.0040	4400.0	65	24359	No
225	GOM_NL__2PRFIN20061027_203042_000000312052_00257_24359_3239.N1	27-OCT-2006 20:30:42	Bright	30.500	96	68Del Leo	2.5600	9300.0	61	24359	No
226	GOM_NL__2PRFIN20061027_203155_000000282052_00257_24359_3240.N1	27-OCT-2006 20:31:55	Bright	27.500	62	94Bet Leo	2.1360	9700.0	55	24359	No
227	GOM_NL__2PRFIN20061027_205024_000000422052_00257_24359_3241.N1	27-OCT-2006 20:50:24	Dark	41.500	113	Mu Vel	2.6920	5000.0	83	24359	No
228	GOM_NL__2PRFIN20061027_205358_000000342052_00258_24360_3223.N1	27-OCT-2006 20:53:58	Dark	33.500	91	Kap Vel	2.4900	26000.	67	24360	No
229	GOM_NL__2PRFIN20061027_205648_000000352052_00258_24360_3224.N1	27-OCT-2006 20:56:48	Dark	34.500	29	Bet Car	1.6720	10200.	69	24360	No
230	GOM_NL__2PRFIN20061027_210747_000000332052_00258_24360_3225.N1	27-OCT-2006 21:07:47	Dark	32.500	143	Alp Hyi	2.8570	7200.0	65	24360	No
231	GOM_NL__2PRFIN20061027_210911_000000432052_00258_24360_3226.N1	27-OCT-2006 21:09:11	Dark	43.000	9	Alp Eri	0.45300	24000.	86	24360	No
232	GOM_NL__2PRFIN20061027_211219_000000372052_00258_24360_3227.N1	27-OCT-2006 21:12:19	Straylight	36.500	157	The1Eri	2.9060	9300.0	73	24360	No
233	GOM_NL__2PRFIN20061027_212033_000000372052_00258_24360_3228.N1	27-OCT-2006 21:20:33	Straylight	37.000	52	16Bet Cet	2.0370	4500.0	74	24360	No
234	GOM_NL__2PRFIN20061027_213001_000000302052_00258_24360_3229.N1	27-OCT-2006 21:30:01	Bright	29.500	140	88Gam Peg	2.8340	26000.	59	24360	No
235	GOM_NL__2PRFIN20061027_213354_000000312052_00258_24360_3230.N1	27-OCT-2006 21:33:54	Bright	30.500	58	21Alp And	2.0730	11000.	61	24360	No
236	GOM_NL__2PRFIN20061027_213538_000000312052_00258_24360_3231.N1	27-OCT-2006 21:35:38	Bright	31.000	53	43Bet And	2.0480	3300.0	62	24360	No
237	GOM_NL__2PRFIN20061027_214127_000000312052_00258_24360_3232.N1	27-OCT-2006 21:41:27	Bright	30.500	68	18Alp Cas	2.2250	4500.0	61	24360	No
238	GOM_NL__2PRFIN20061027_214242_000000302052_00258_24360_3233.N1	27-OCT-2006 21:42:42	Bright	30.000	76	27Gam Cas	2.3000	30000.	60	24360	No
239	GOM_NL__2PRFIN20061027_215044_000000302052_00258_24360_3234.N1	27-OCT-2006 21:50:44	Bright	30.000	49	1Alp UMi	1.9900	6300.0	60	24360	No
240	GOM_NL__2PRFIN20061027_215421_000000302052_00258_24360_3235.N1	27-OCT-2006 21:54:21	Bright	29.500	60	7Bet UMi	2.0810	3950.0	59	24360	No
241	GOM_NL__2PRFIN20061027_215856_000000342052_00258_24360_3236.N1	27-OCT-2006 21:58:56	Bright	33.500	36	50Alp UMa	1.8000	6300.0	67	24360	No
242	GOM_NL__2PRFIN20061027_220018_000000292052_00258_24360_3237.N1	27-OCT-2006 22:00:18	Bright	28.500	32	77Eps UMa	1.7630	11000.	57	24360	No
243	GOM_NL__2PRFIN20061027_220408_000000322052_00258_24360_3238.N1	27-OCT-2006 22:04:08	Bright	32.000	174	52Psi UMa	3.0040	4400.0	64	24360	No
244	GOM_NL__2PRFIN20061027_221118_000000312052_00258_24360_3239.N1	27-OCT-2006 22:11:18	Bright	31.000	96	68Del Leo	2.5600	9300.0	62	24360	No
245	GOM_NL__2PRFIN20061027_221231_000000282052_00258_24360_3240.N1	27-OCT-2006 22:12:31	Bright	28.000	62	94Bet Leo	2.1360	9700.0	56	24360	No
246	GOM_NL__2PRFIN20061027_223100_000000342052_00258_24360_3241.N1	27-OCT-2006 22:31:00	Dark	34.000	113	Mu Vel	2.6920	5000.0	68	24360	No
247	GOM_NL__2PRFIN20061027_223434_000000342052_00259_24361_3223.N1	27-OCT-2006 22:34:34	Dark	33.500	91	Kap Vel	2.4900	26000.	67	24361	No
248	GOM_NL__2PRFIN20061027_223724_000000322052_00259_24361_3224.N1	27-OCT-2006 22:37:24	Dark	32.000	29	Bet Car	1.6720	10200.	64	24361	No
249	GOM_NL__2PRFIN20061027_224823_000000312052_00259_24361_3225.N1	27-OCT-2006 22:48:23	Dark	30.500	143	Alp Hyi	2.8570	7200.0	61	24361	No
250	GOM_NL__2PRFIN20061027_224947_000000432052_00259_24361_3226.N1	27-OCT-2006 22:49:47	Dark	43.000	9	Alp Eri	0.45300	24000.	86	24361	No
251	GOM_NL__2PRFIN20061027_225255_000000362052_00259_24361_3227.N1	27-OCT-2006 22:52:55	Straylight	35.500	157	The1Eri	2.9060	9300.0	71	24361	No
252	GOM_NL__2PRFIN20061027_230109_000000362052_00259_24361_3228.N1	27-OCT-2006 23:01:09	Straylight	36.000	52	16Bet Cet	2.0370	4500.0	72	24361	No
253	GOM_NL__2PRFIN20061027_231037_000000302052_00259_24361_3229.N1	27-OCT-2006 23:10:37	Bright	29.500	140	88Gam Peg	2.8340	26000.	59	24361	No
254	GOM_NL__2PRFIN20061027_231430_000000312052_00259_24361_3230.N1	27-OCT-2006 23:14:30	Bright	30.500	58	21Alp And	2.0730	11000.	61	24361	No
255	GOM_NL__2PRFIN20061027_231614_000000342052_00259_24361_3231.N1	27-OCT-2006 23:16:14	Bright	33.500	53	43Bet And	2.0480	3300.0	67	24361	No
256	GOM_NL__2PRFIN20061027_232203_000000322052_00259_24361_3232.N1	27-OCT-2006 23:22:03	Bright	32.000	68	18Alp Cas	2.2250	4500.0	64	24361	No
257	GOM_NL__2PRFIN20061027_232317_000000312052_00259_24361_3233.N1	27-OCT-2006 23:23:17	Bright	31.000	76	27Gam Cas	2.3000	30000.	62	24361	No
258	GOM_NL__2PRFIN20061027_233119_000000312052_00259_24361_3234.N1	27-OCT-2006 23:31:19	Bright	30.500	49	1Alp UMi	1.9900	6300.0	61	24361	No
259	GOM_NL__2PRFIN20061027_233458_000000312052_00259_24361_3235.N1	27-OCT-2006 23:34:58	Bright	30.500	60	7Bet UMi	2.0810	3950.0	61	24361	No
260	GOM_NL__2PRFIN20061027_233932_000000312052_00259_24361_3236.N1	27-OCT-2006 23:39:32	Bright	30.500	36	50Alp UMa	1.8000	6300.0	61	24361	No
261	GOM_NL__2PRFIN20061027_234054_000000312052_00259_24361_3237.N1	27-OCT-2006 23:40:54	Bright	31.000	32	77Eps UMa	1.7630	11000.	62	24361	No
262	GOM_NL__2PRFIN20061027_234443_000000322052_00259_24361_3238.N1	27-OCT-2006 23:44:43	Bright	32.000	174	52Psi UMa	3.0040	4400.0	64	24361	No
263	GOM_NL__2PRFIN20061027_235154_000000322052_00259_24361_3239.N1	27-OCT-2006 23:51:54	Bright	31.500	96	68Del Leo	2.5600	9300.0	63	24361	No
264	GOM_NL__2PRFIN20061027_235307_000000292052_00259_24361_3240.N1	27-OCT-2006 23:53:07	Bright	28.500	62	94Bet Leo	2.1360	9700.0	57	24361	No

3. Quality information per product


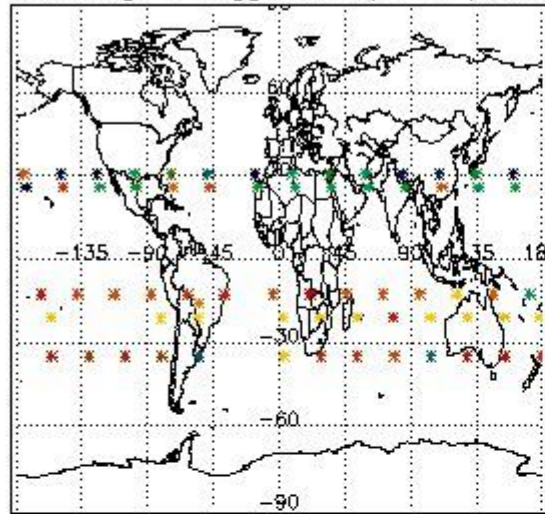
In this section it is plotted some information contained in the Quality Summary data set of the level 2 products. Only products in dark limb conditions and without errors (error flag in the MPH set to "0") are used.

3.1 Plot quality information per product (time dependant)

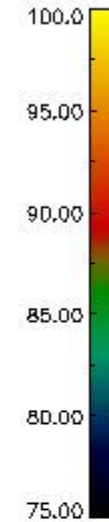
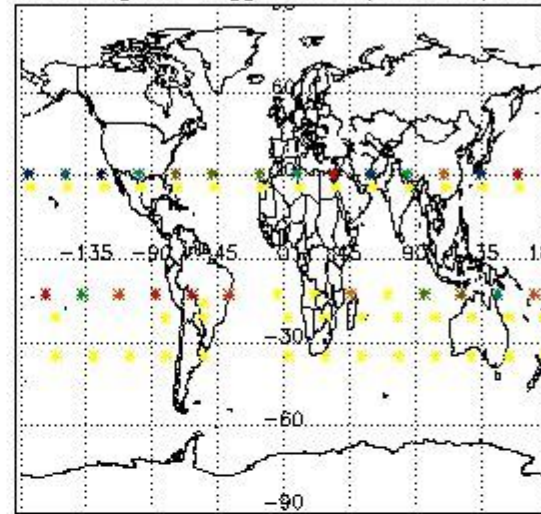


3.2 Plot quality information per product (world map)


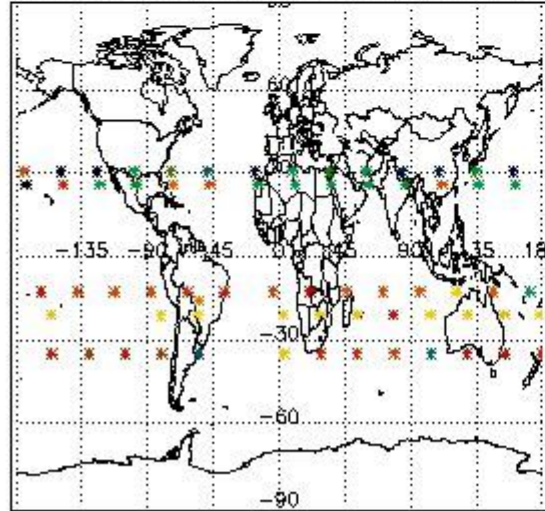
Percentage of flagged data per O3 profile



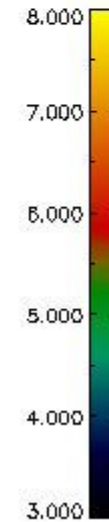
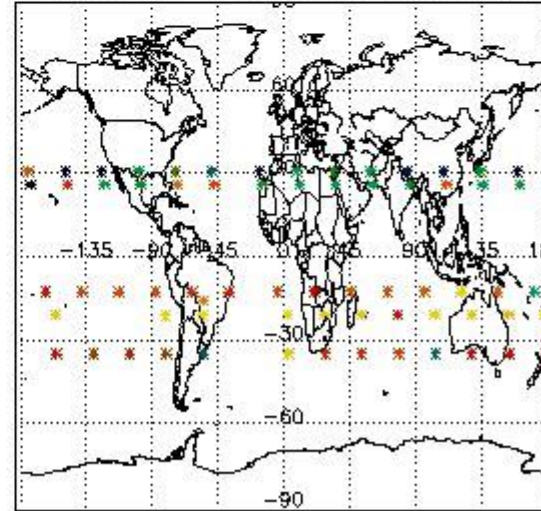
Percentage of flagged data per H2O profile



Percentage of flagged data per NO2 profile



Percentage of flagged data per NO3 profile

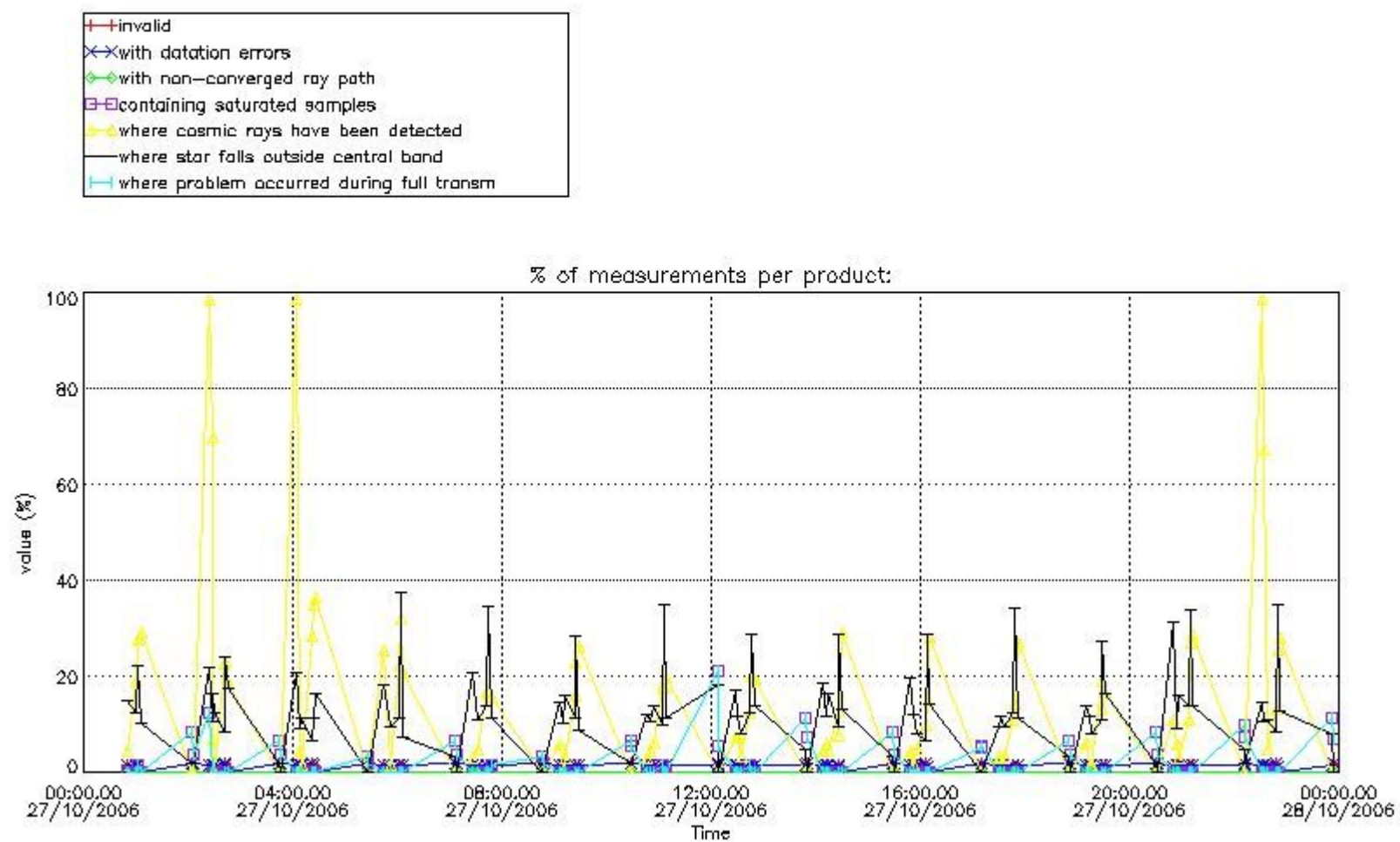


4. Level 1 quality information per product

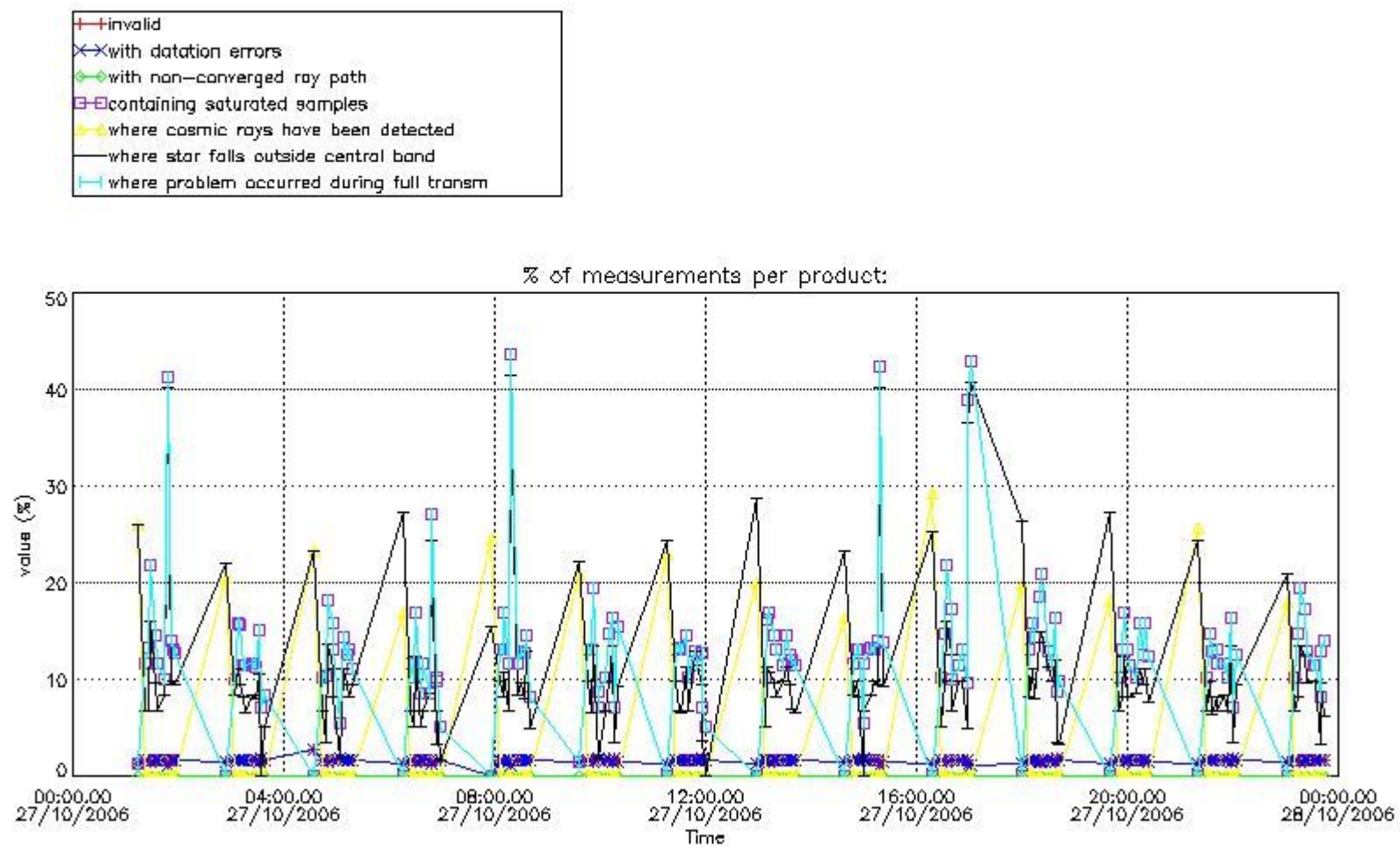
In this section it is plotted some information contained in the Quality Summary data set of the level 2 products that comes from the level 1b processing. Products without errors (error flag in the MPH set to "0") are used.

4.1 Plot quality information per product (time dependant) coming from level 1b processing

4.1.1 Plot level 1 quality information per product (time dependant): ENVISAT ASCENDING passes



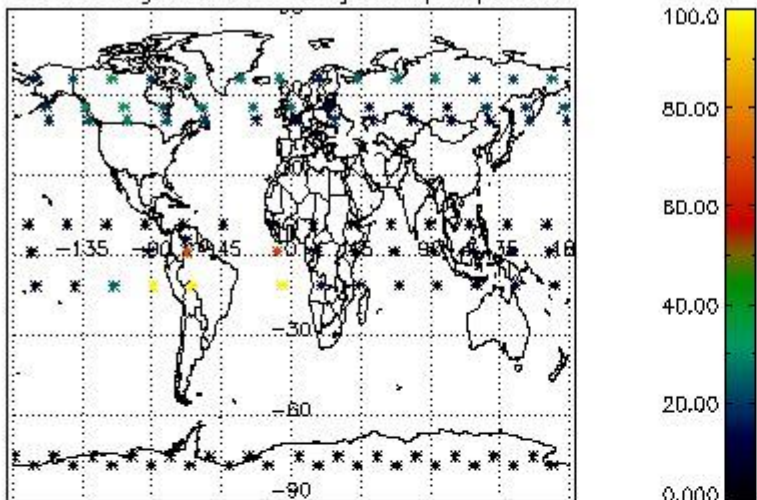
4.1.2 Plot level 1 quality information per product (time dependant): ENVI SAT DESCENDING passes



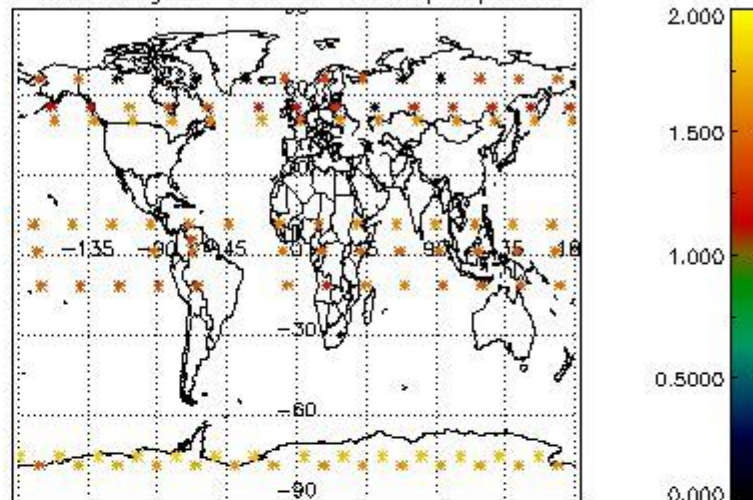
4.2 Plot quality information per product coming from level 1b processing (world map)

4.2.1 Plot level 1 quality information per product (world map): ENVISAT ASCENDING passes

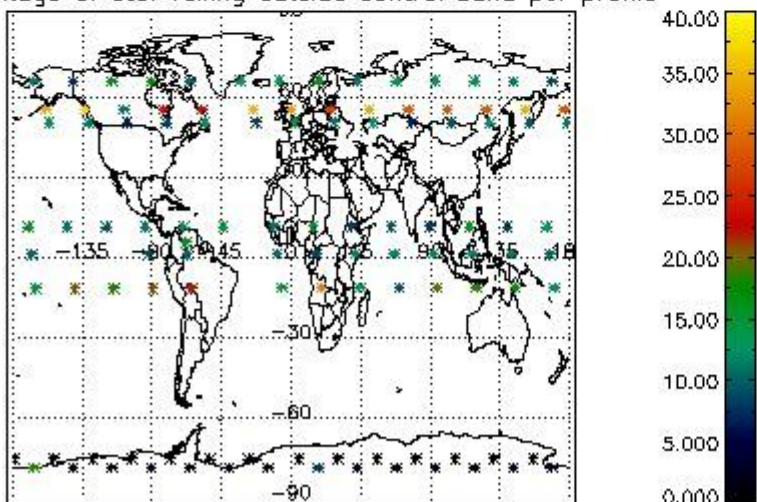
Percentage of cosmic ray hits per profile



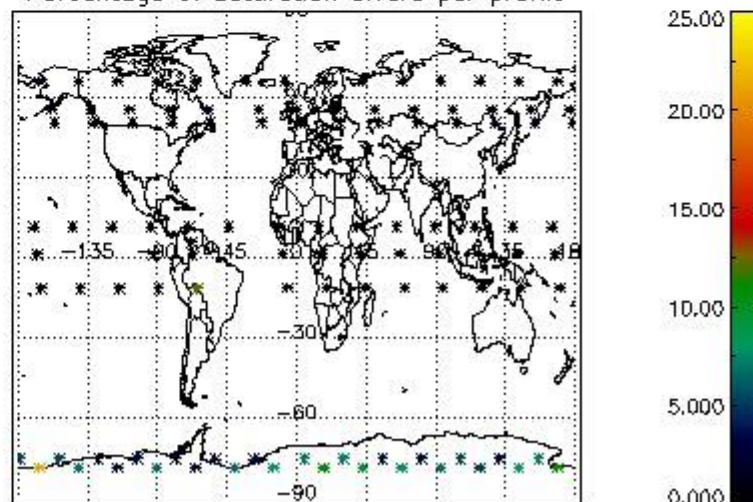
Percentage of datation errors per profile



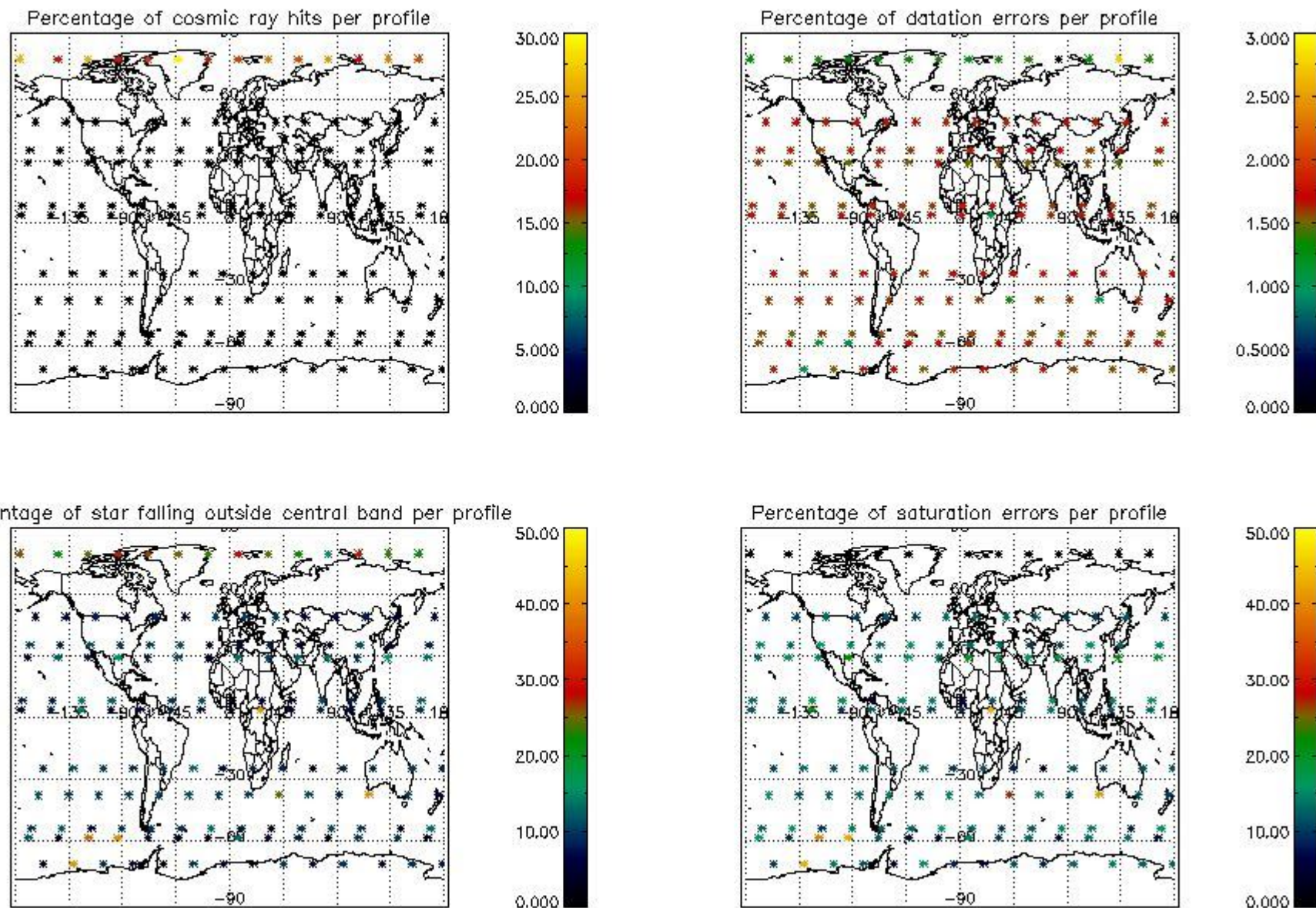
Percentage of star falling outside central band per profile



Percentage of saturation errors per profile



4.2.2 Plot level 1 quality information per product (world map): ENVISAT DESCENDING passes



5. Trace gas profiles

5.1 Ozone statistics based on quality of products

The final quality of the products can be "measured" using the STD (Standard Deviation) attached to every point profile. This information is written to the parameter GOM_NL__2P/NL_LOCAL_SPECIES_DENSITY/o3_std of the level 2 products. The table below shows the statistics for given STD ranges.

The statistics are given with respect to the overall valid production:

- Products without fatal errors: GOM_NL__2P/MPH/PRODUCT_ERR=0
- Valid point profile: GOM_NL__2P/NL_LOCAL_SPECIES_DENSITY/pcd(0)=0

The 'Criteria' is applied to valid points of dark limb products:

- Products in dark limb illumination condition: GOM_NL__2P/NL_SUMMARY_QUALITY/obs_ill_cond=0
- Products without fatal errors: GOM_NL__2P/MPH/PRODUCT_ERR=0
- Valid point profile: GOM_NL__2P/NL_LOCAL_SPECIES_DENSITY/pcd(0)=0

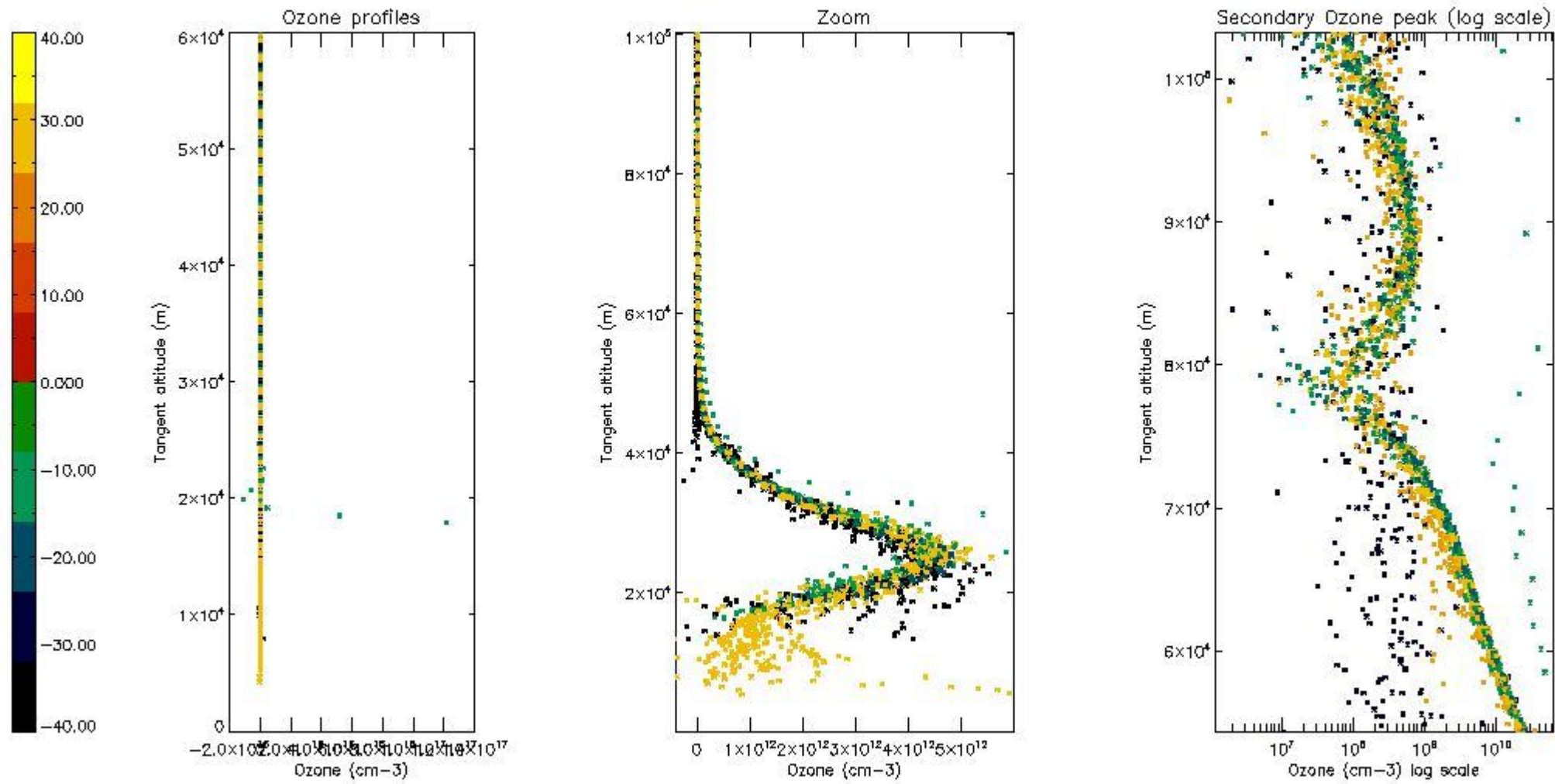
So, the table below shows the percentage of dark limb and valid observations for each criteria with respect to the overall valid daily observations.

Criteria	% of total production
All STD	28
STD < 20	17

STD < 10	13
STD < 5	8

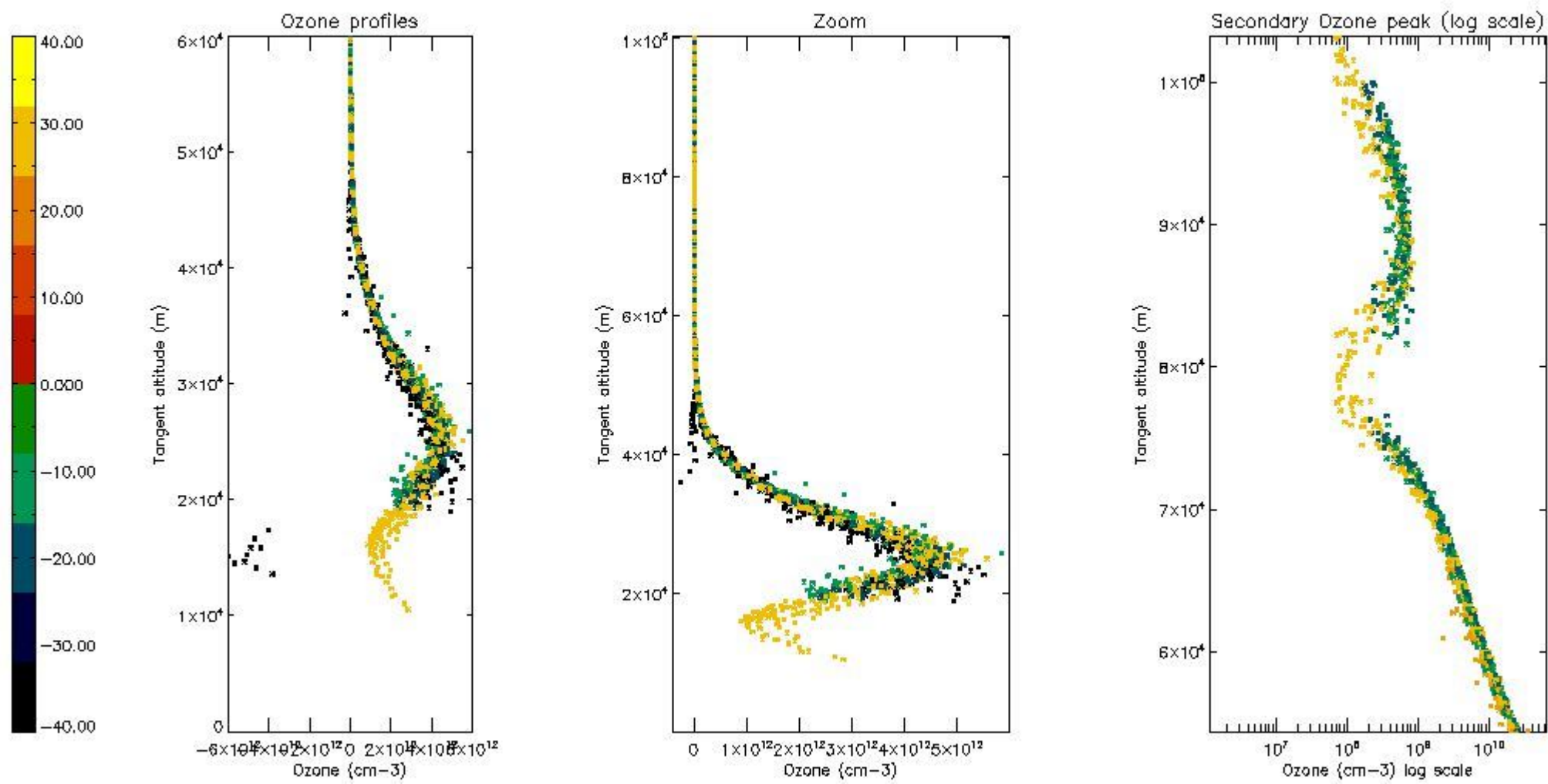
5.2 Plot ozone profiles for all STD (dark without errors)

The colorbar represents the latitude.



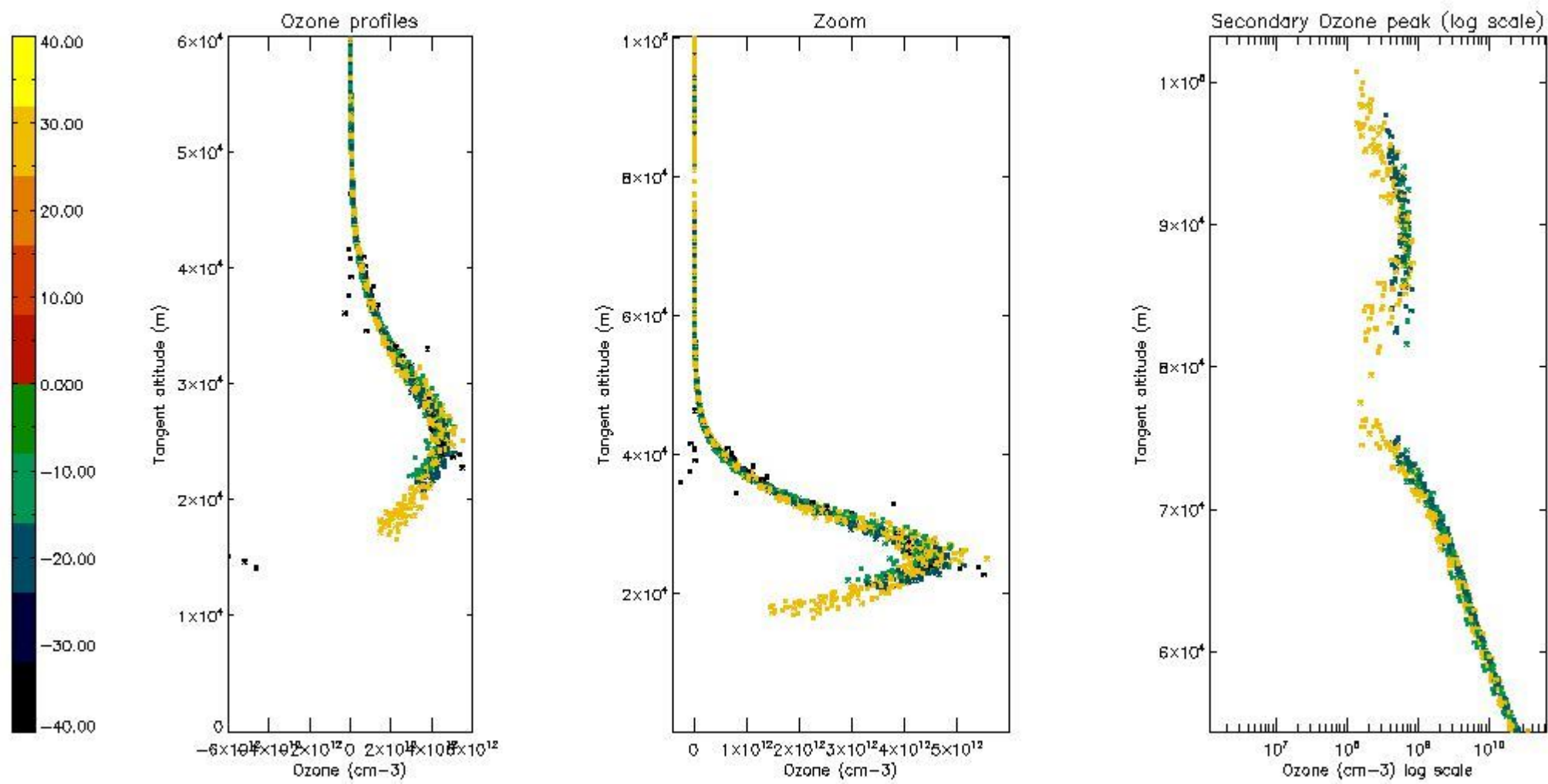
5.3 Plot ozone profiles where STD < 20% (dark without errors)

The colorbar represents the latitude.



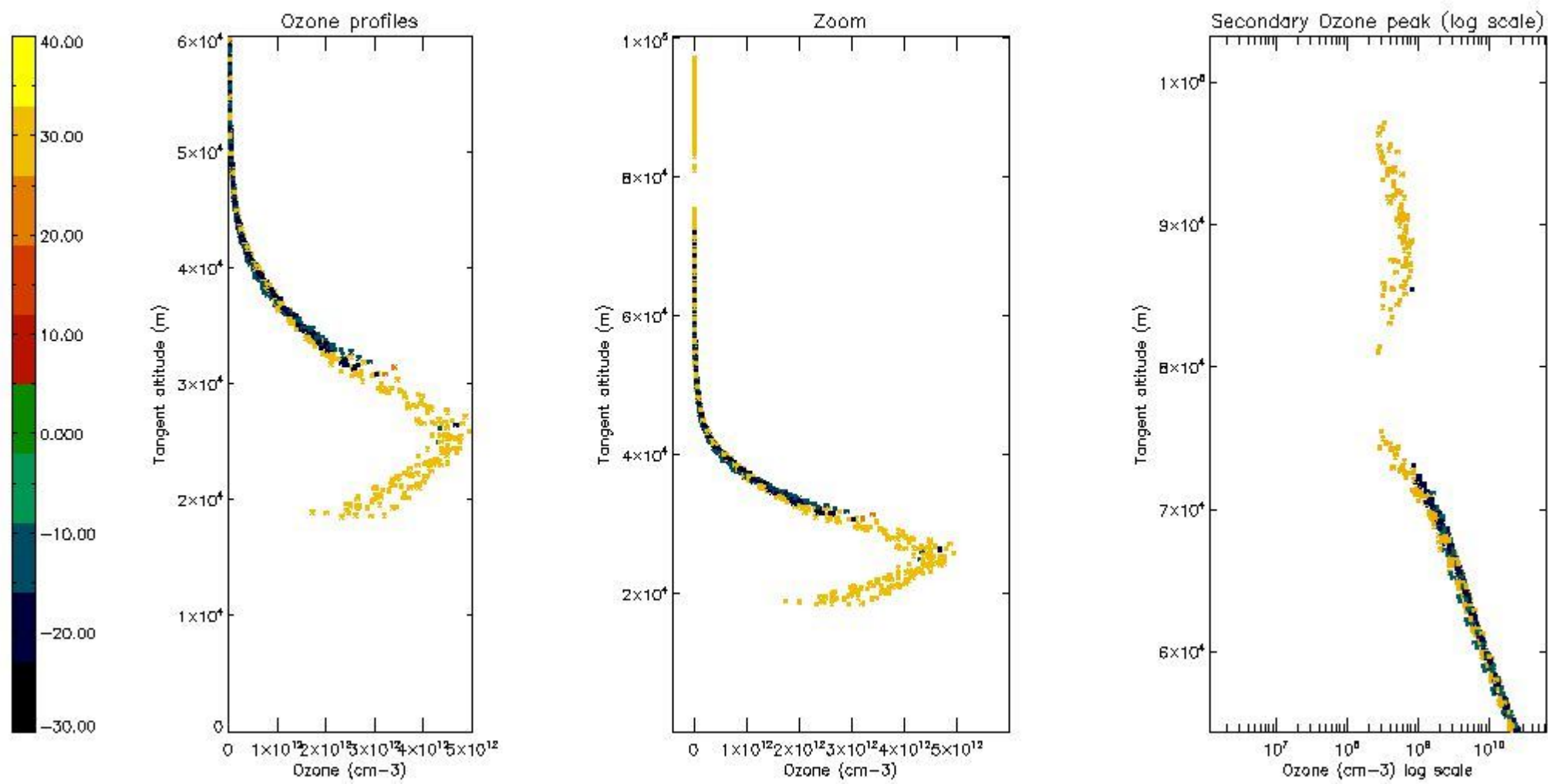
5.4 Plot ozone profiles where STD < 10% (dark without errors)

The colorbar represents the latitude.



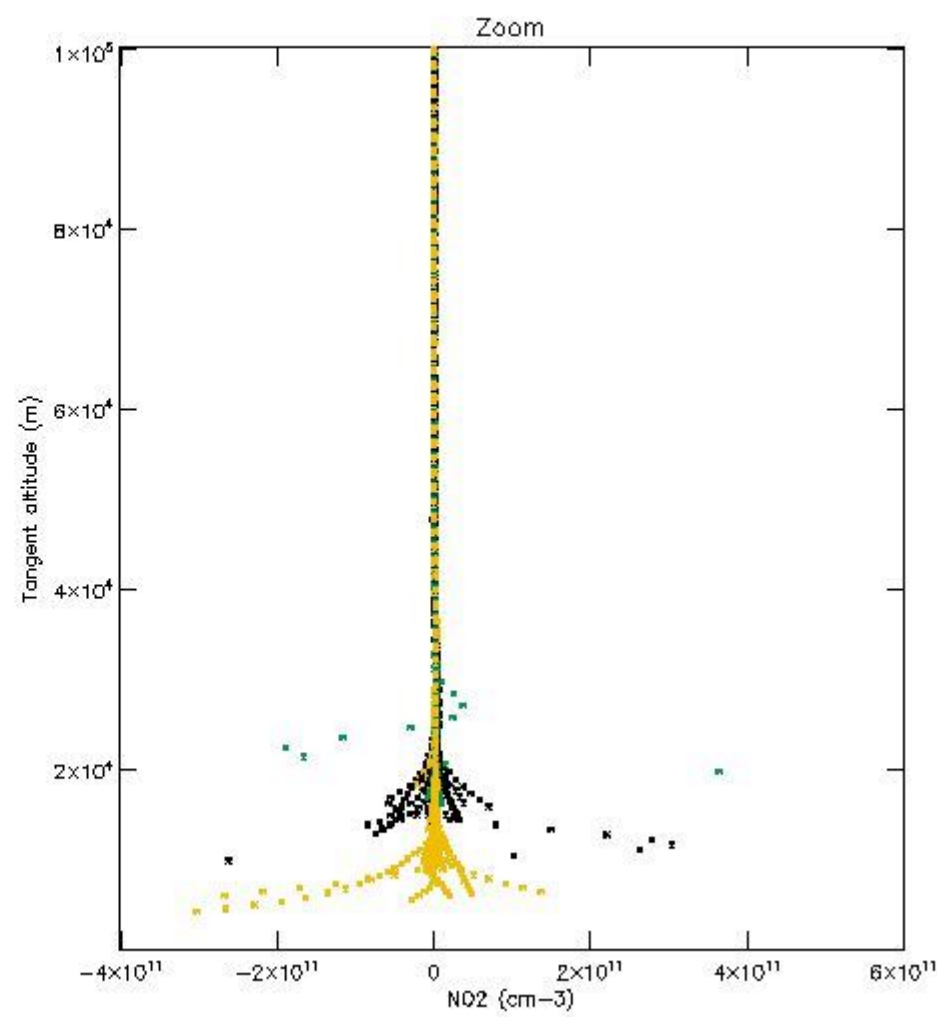
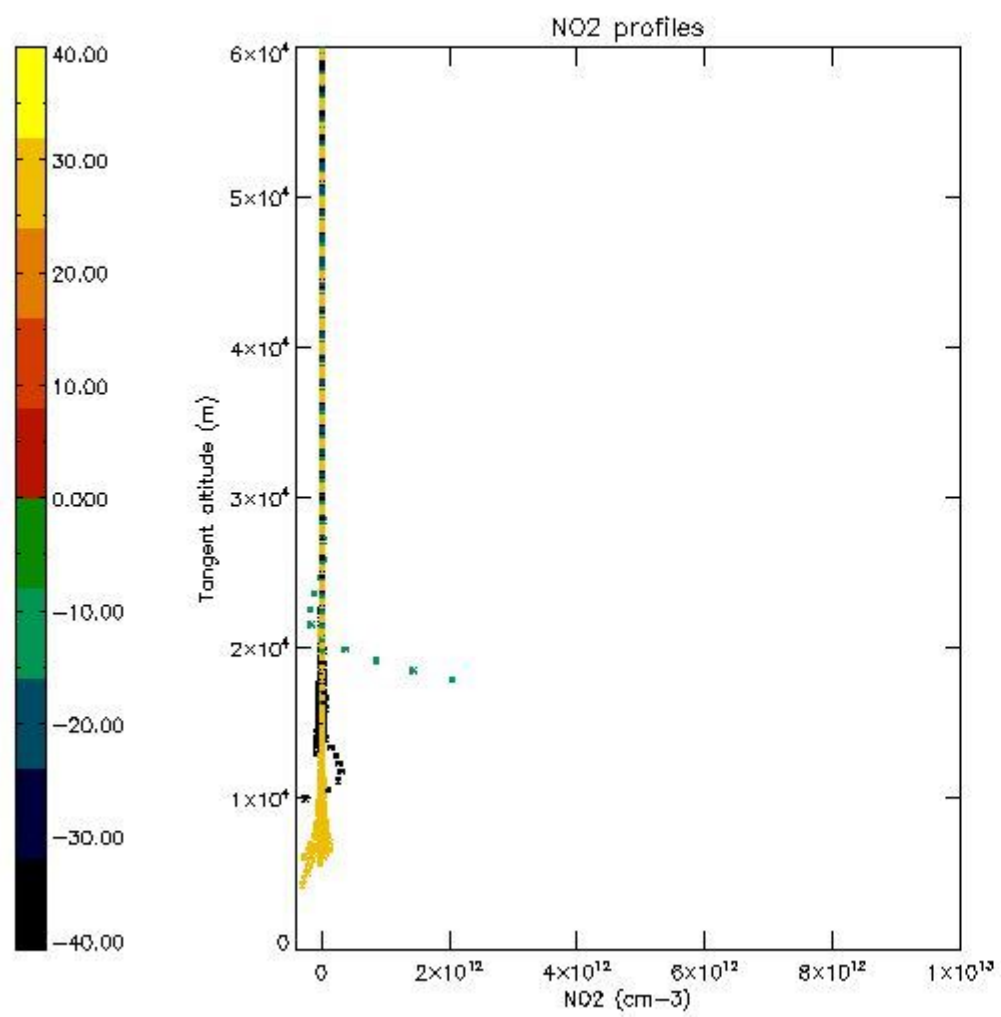
5.5 Plot ozone profiles where STD < 5% (dark without errors)

The colorbar represents the latitude.



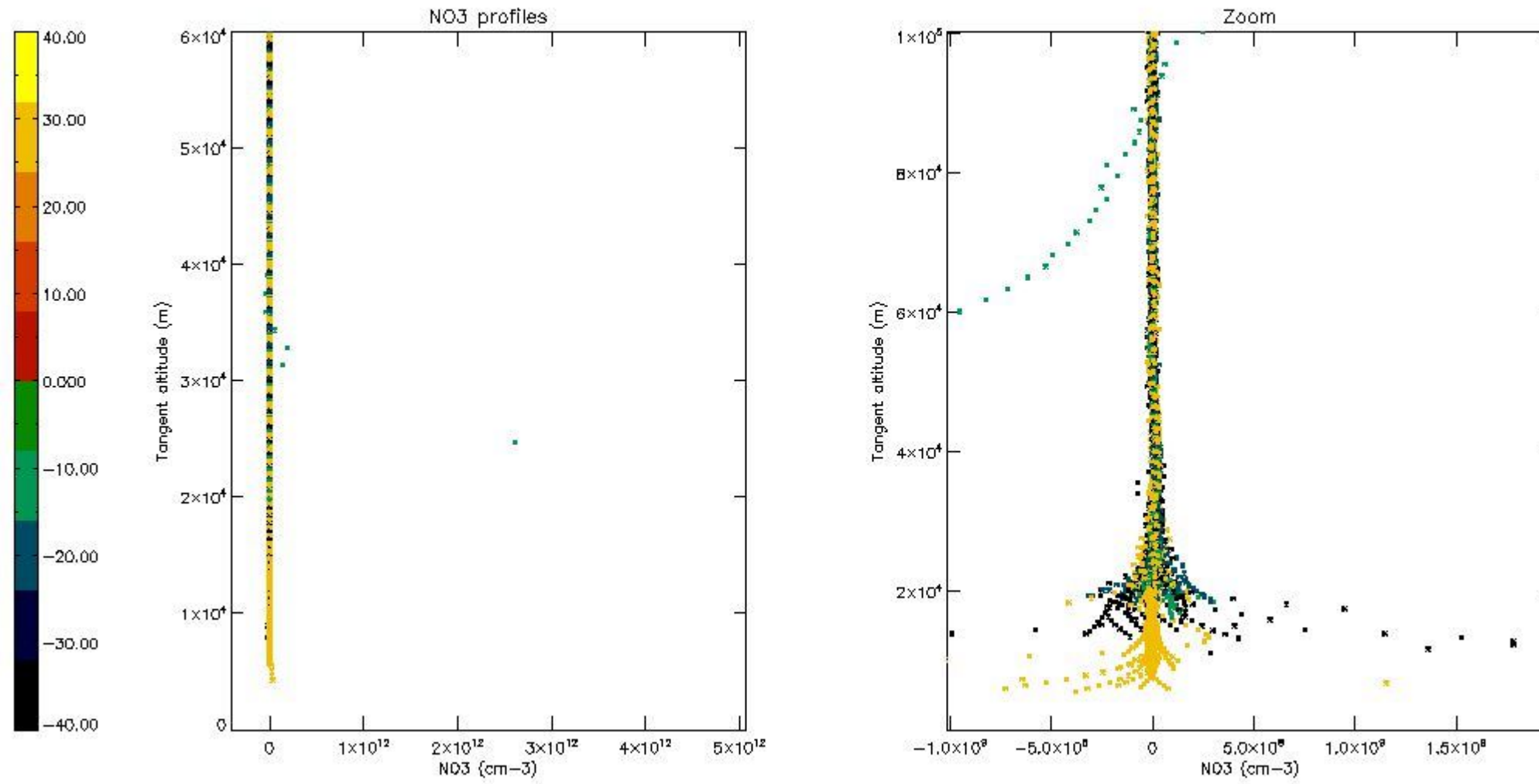
5.6 Plot NO₂ profiles for all STD (dark without errors)

The colorbar represents the latitude.



5.7 Plot NO3 profiles for all STD (dark without errors)

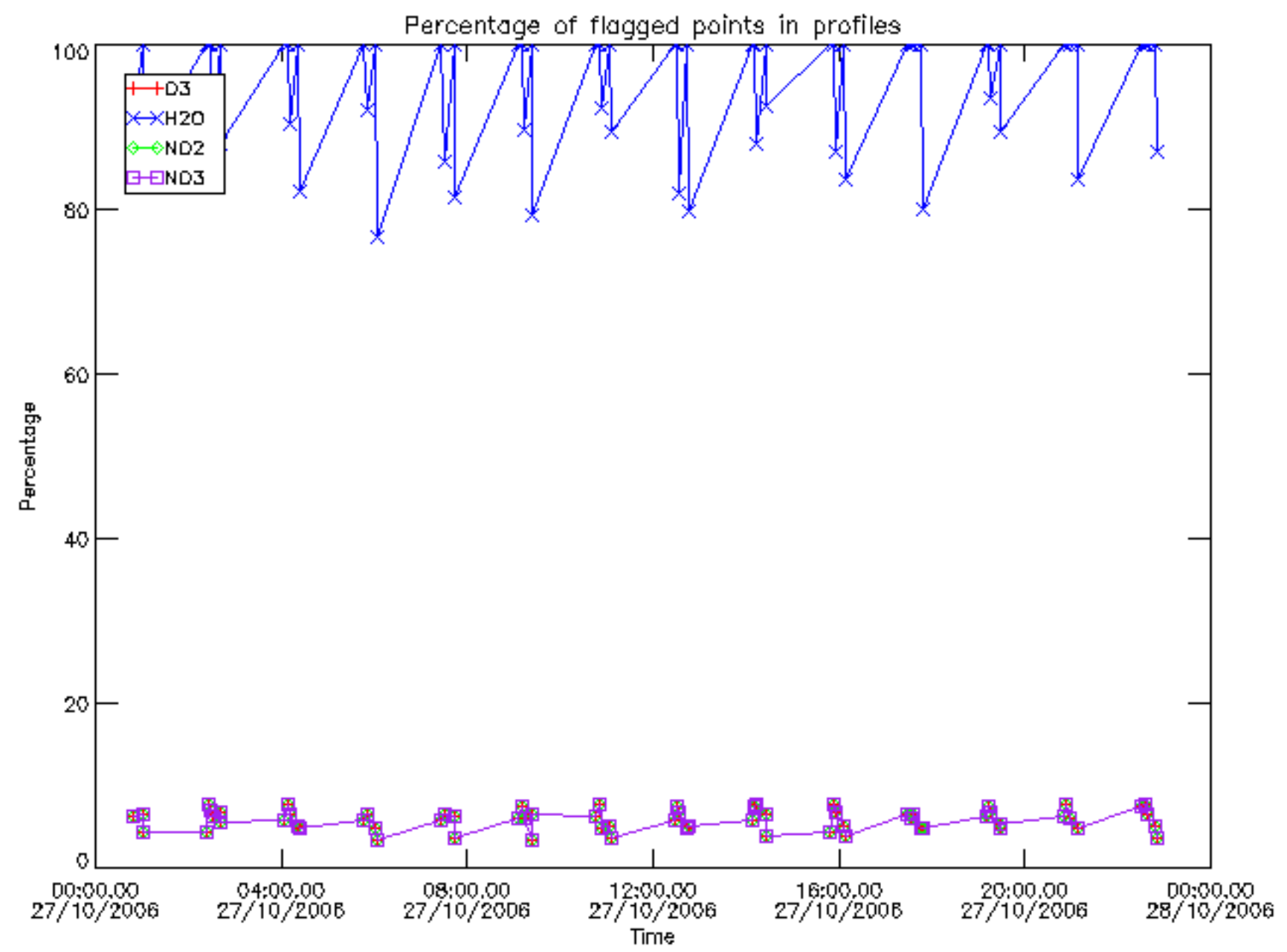
The colorbar represents the latitude.



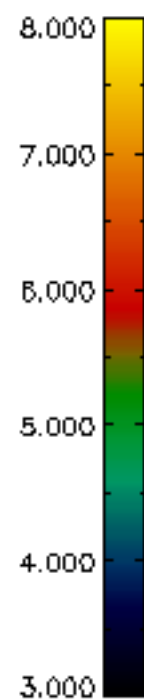
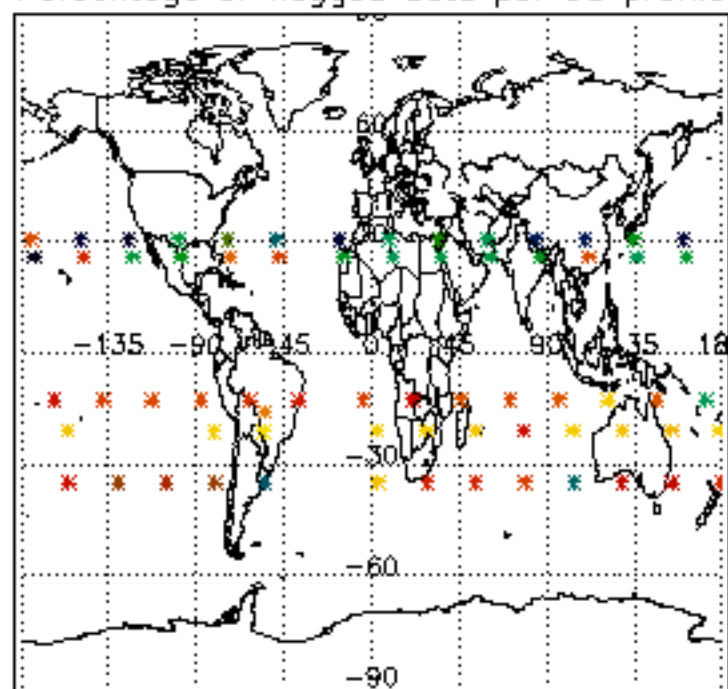
6. Auxiliary Data Files used for the production reported in section 2

The number reported in the third column indicates since which file (see list in section 2) the corresponding auxiliary file has been used. The fourth column is the date of those product files.

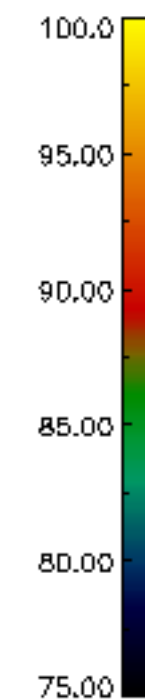
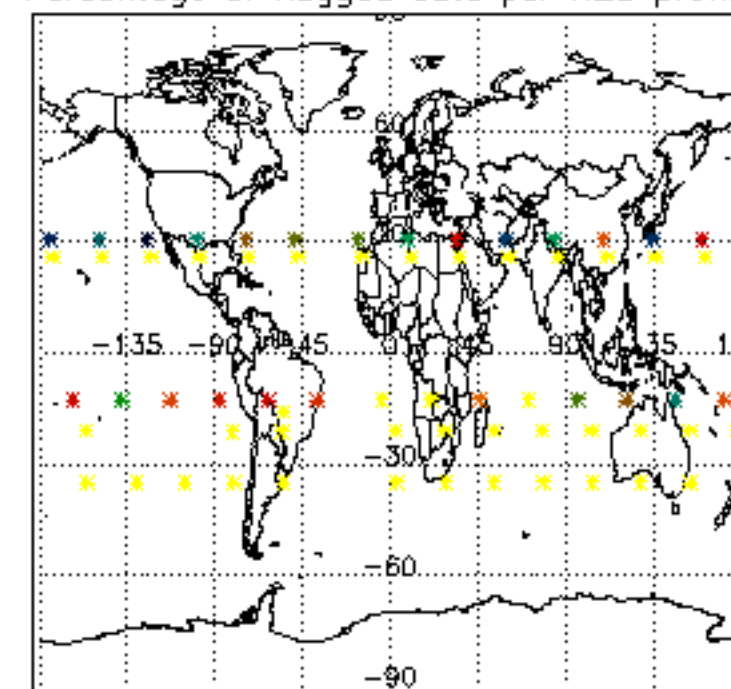
Type	Auxiliary Filename	Used since product	Used since product date
INST_PHYS_CHARACTERISTICS	GOM_INS_AXVIEC20091111_143220_20030716_120000_20500101_000000	1	27-OCT-2006 00:47:56
LEVEL-2_PROC_CONFIG	GOM_PR2_AXVIEC20091111_152718_20020301_000000_20500101_000000	1	27-OCT-2006 00:47:56
CROSS_SECTIONS_FILE	GOM_CRS_AXVIEC20091111_154832_20020301_000000_20500101_000000	1	27-OCT-2006 00:47:56



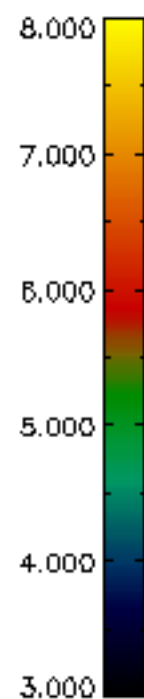
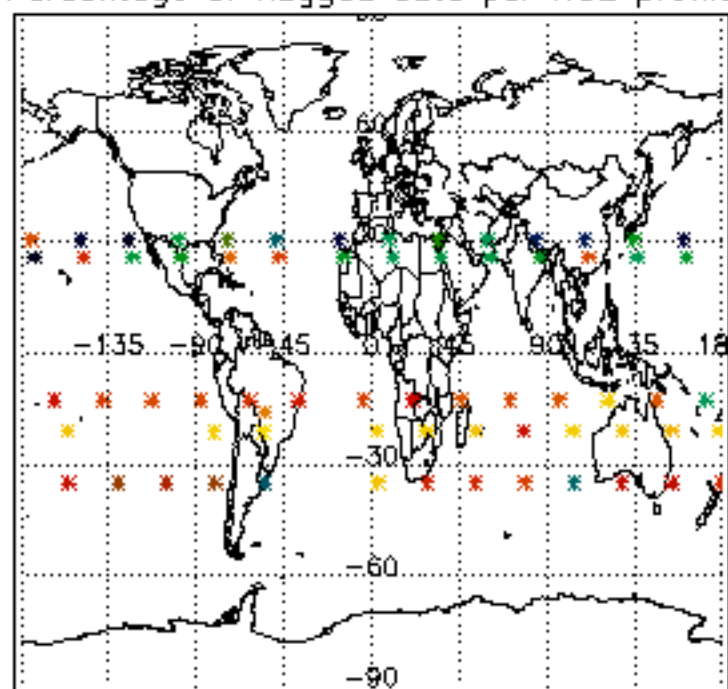
Percentage of flagged data per D3 profile



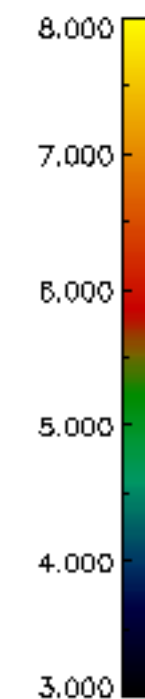
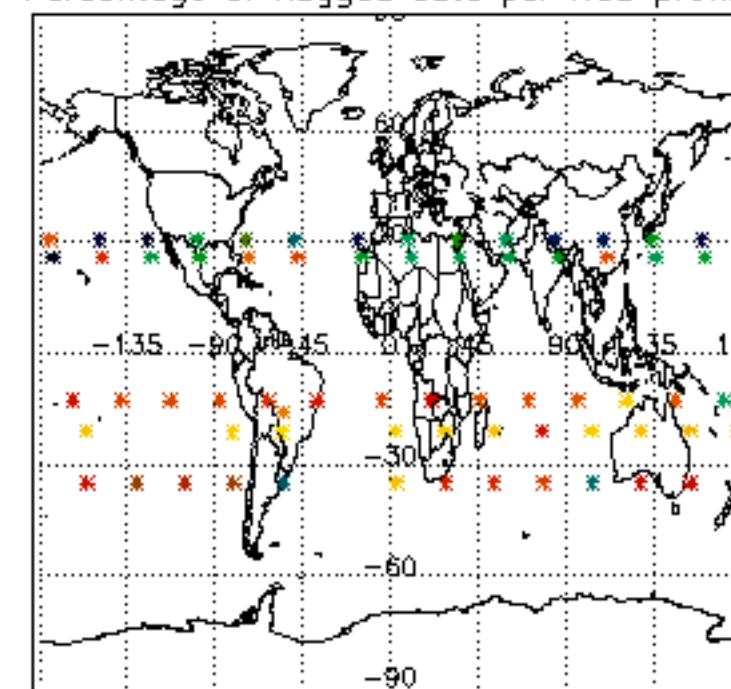
Percentage of flagged data per H2O profile

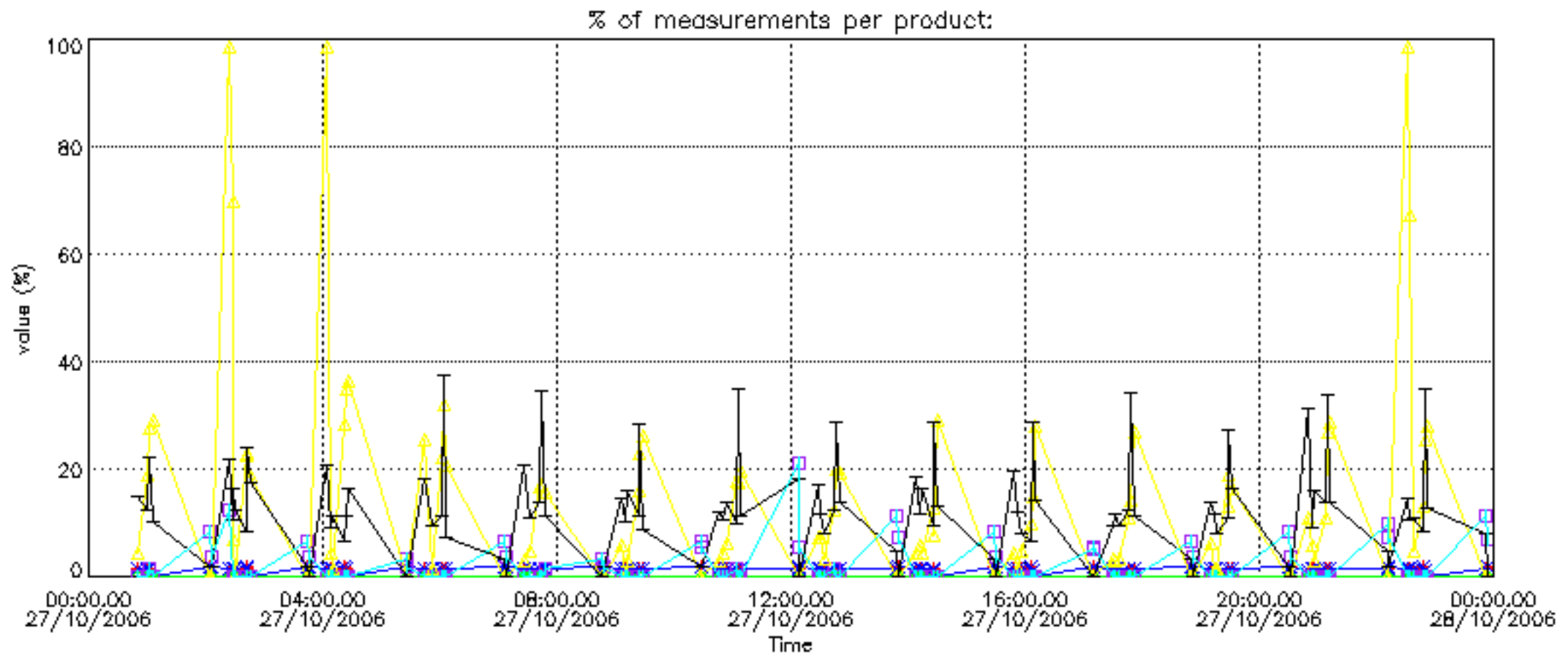


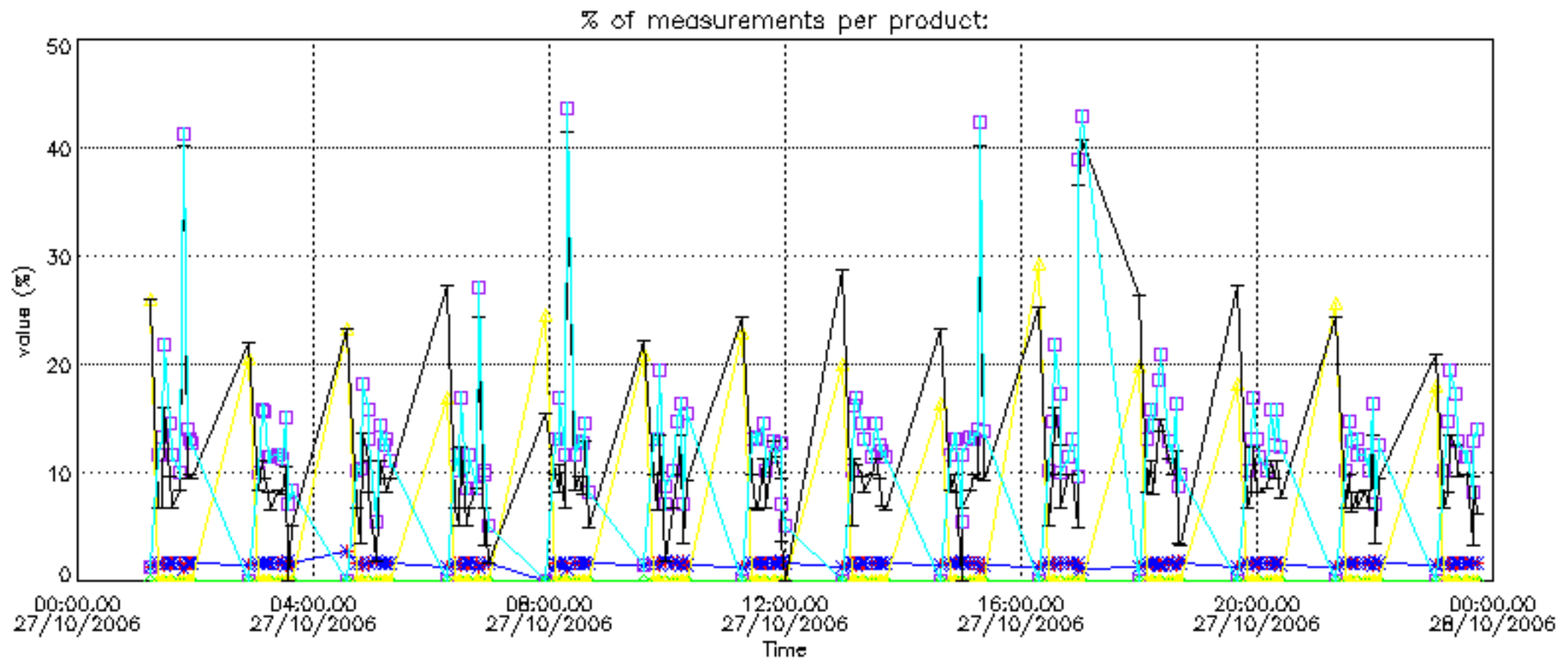
Percentage of flagged data per NO2 profile



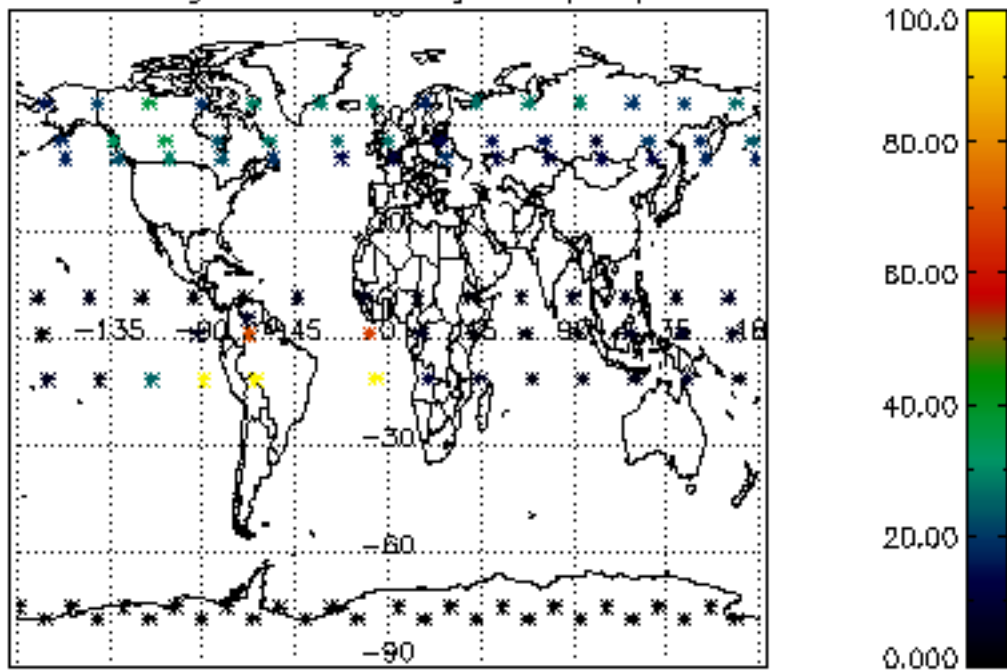
Percentage of flagged data per NO3 profile



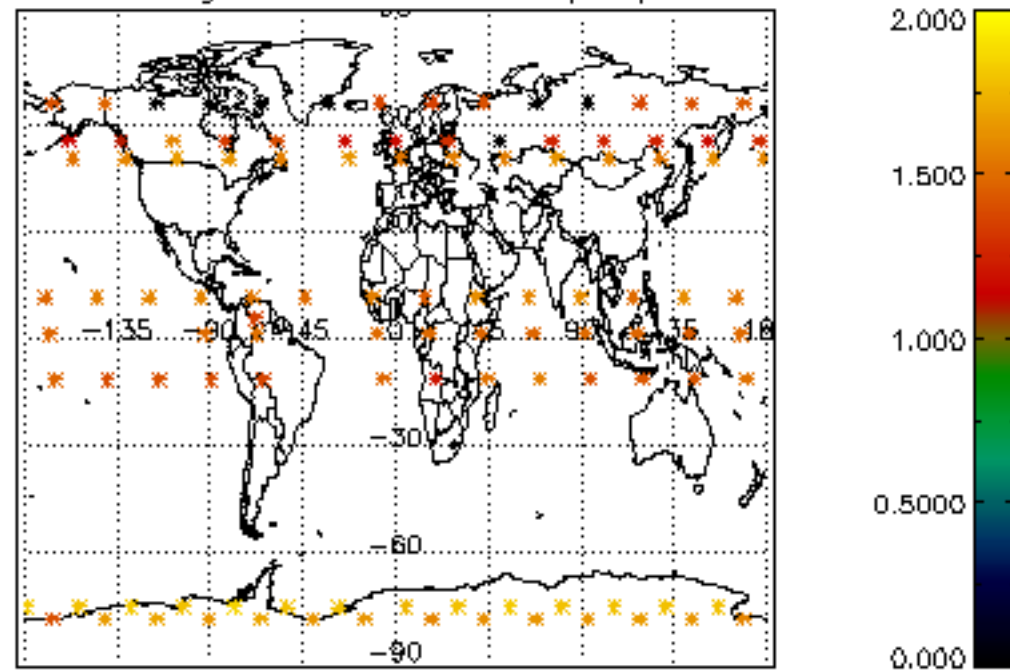




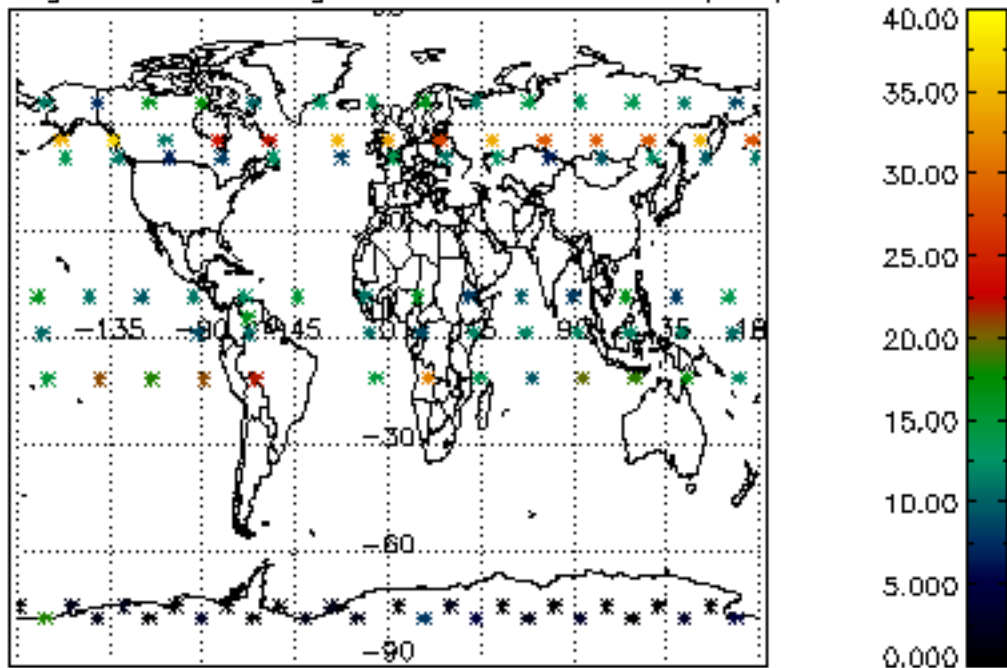
Percentage of cosmic ray hits per profile



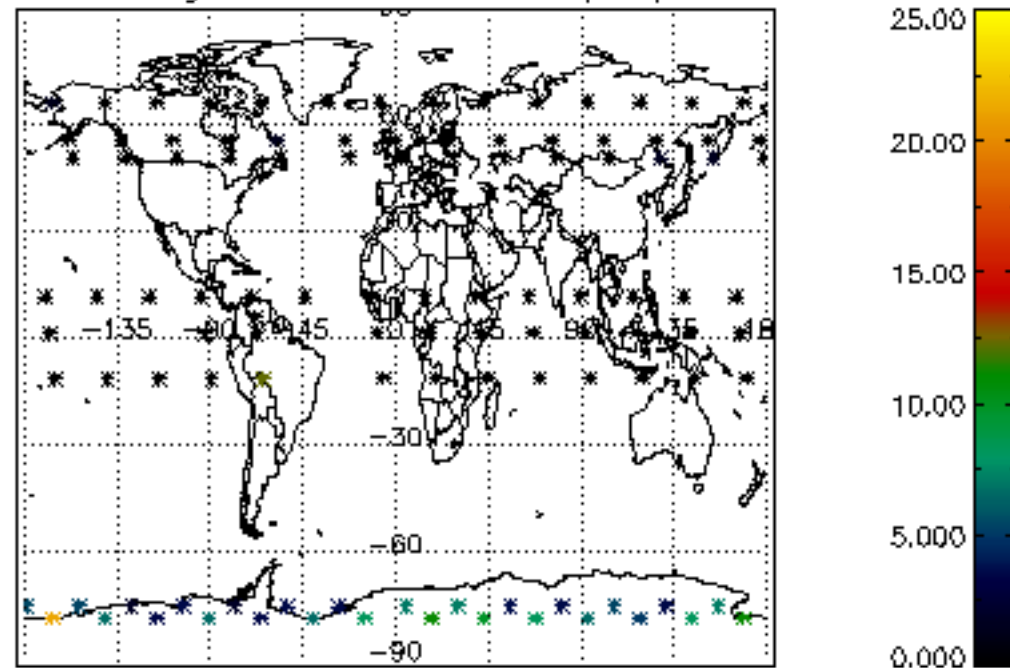
Percentage of datation errors per profile



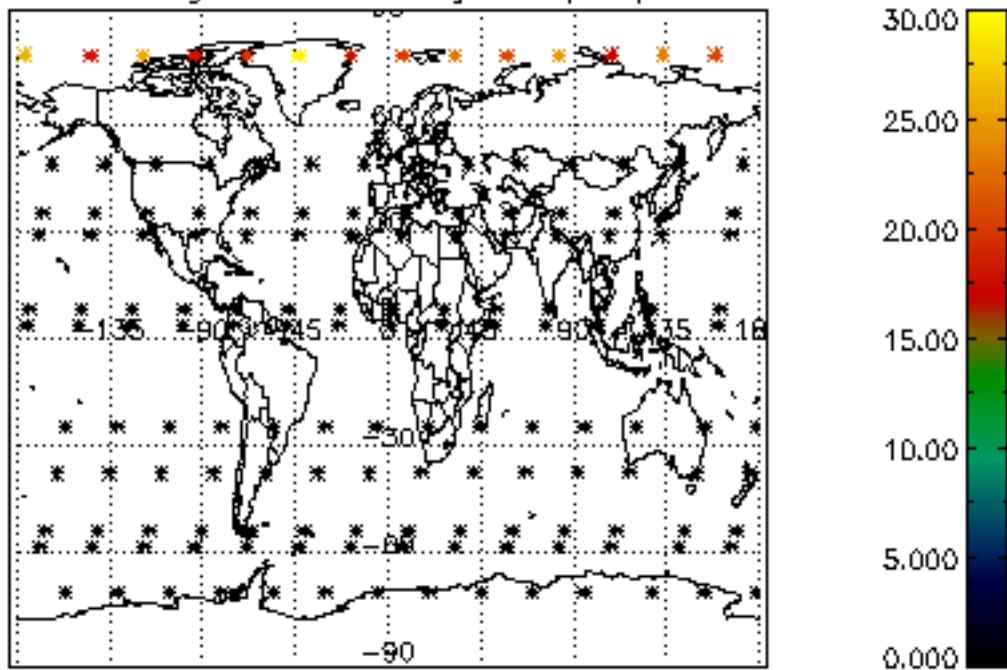
Percentage of star falling outside central band per profile



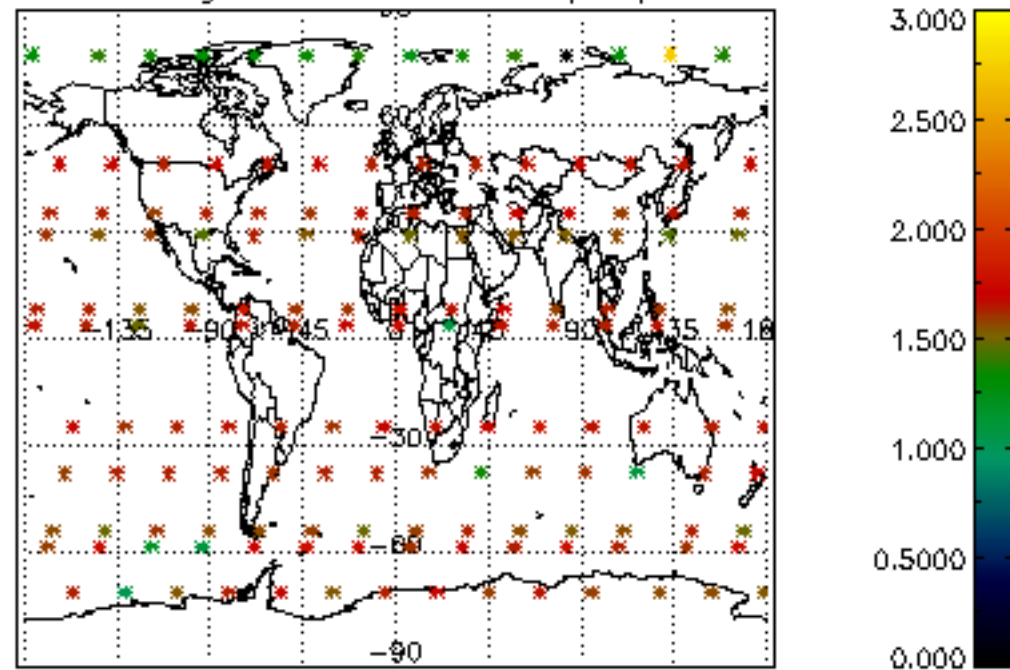
Percentage of saturation errors per profile



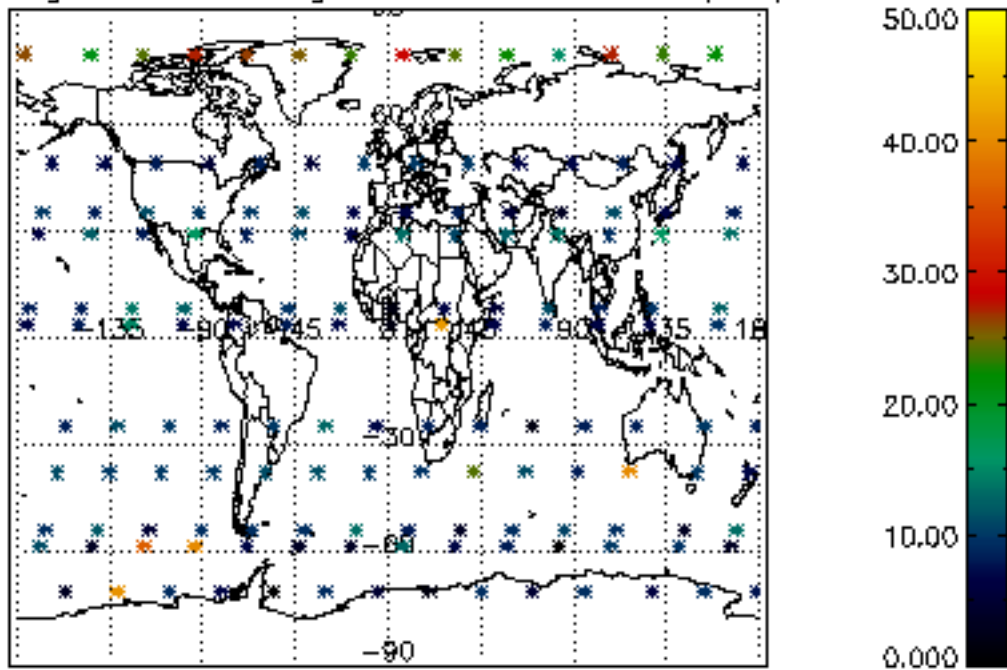
Percentage of cosmic ray hits per profile



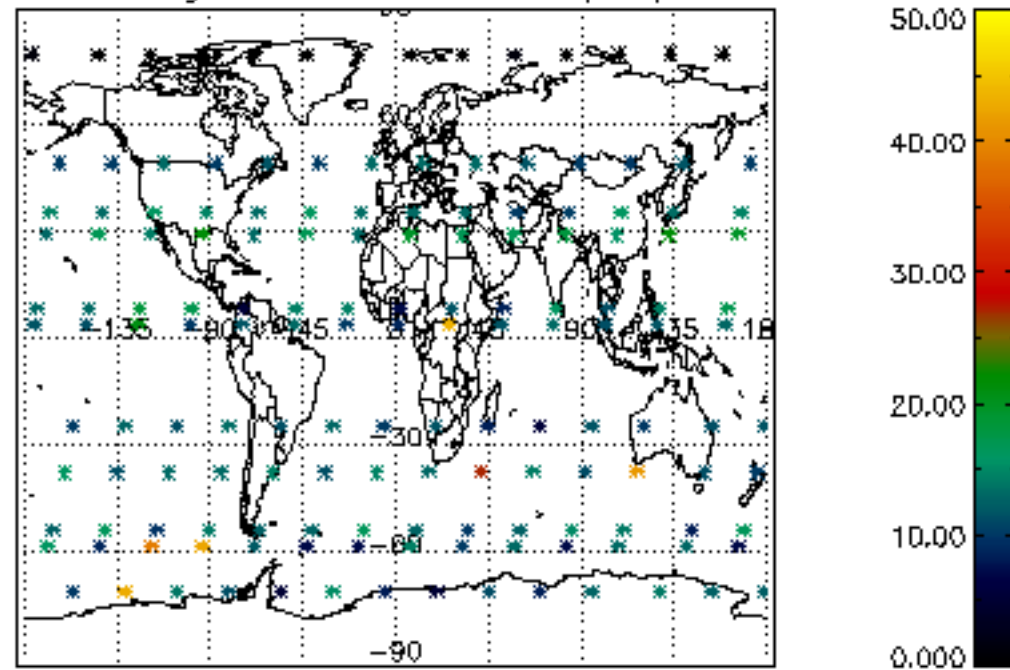
Percentage of datation errors per profile

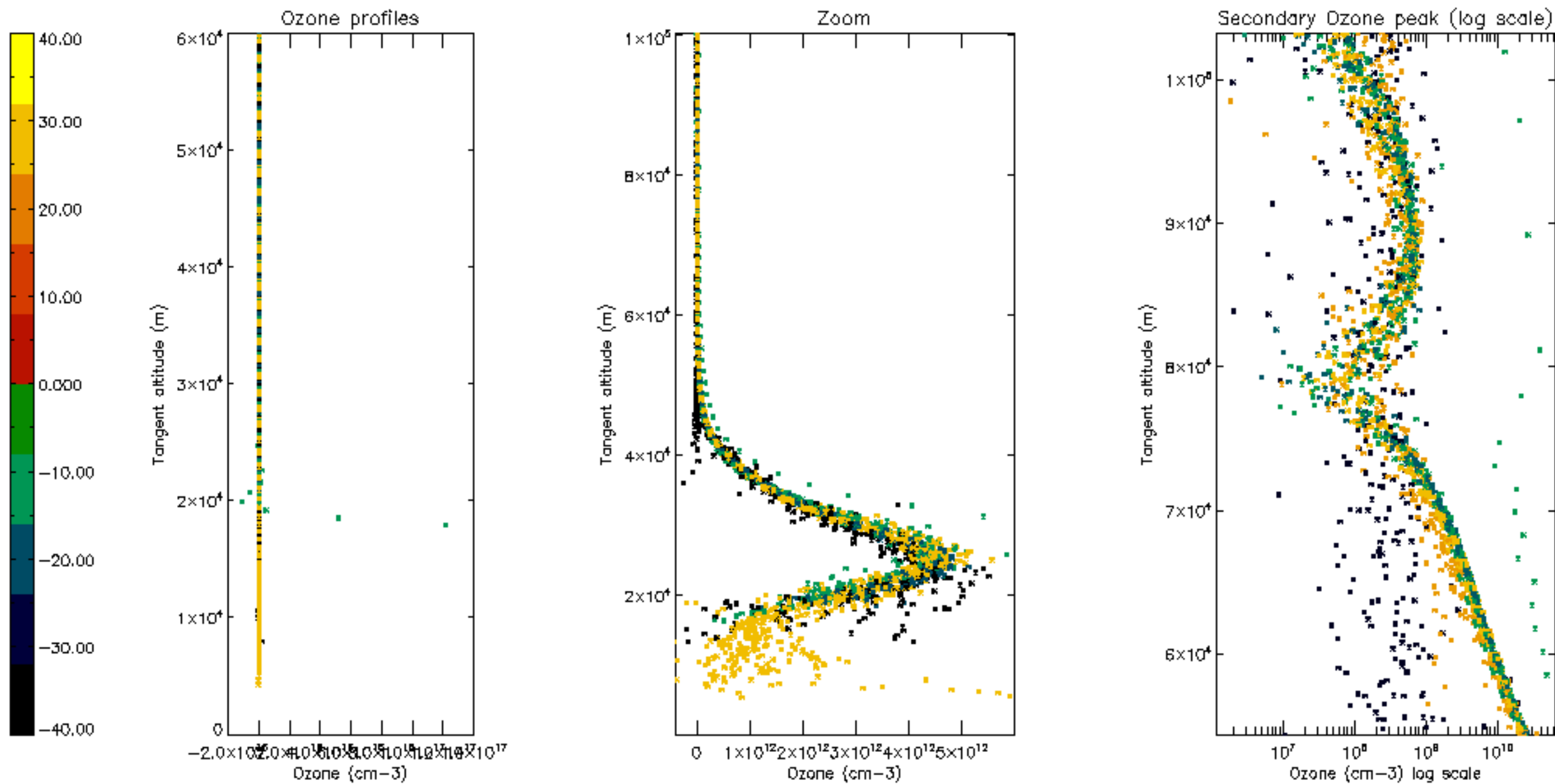


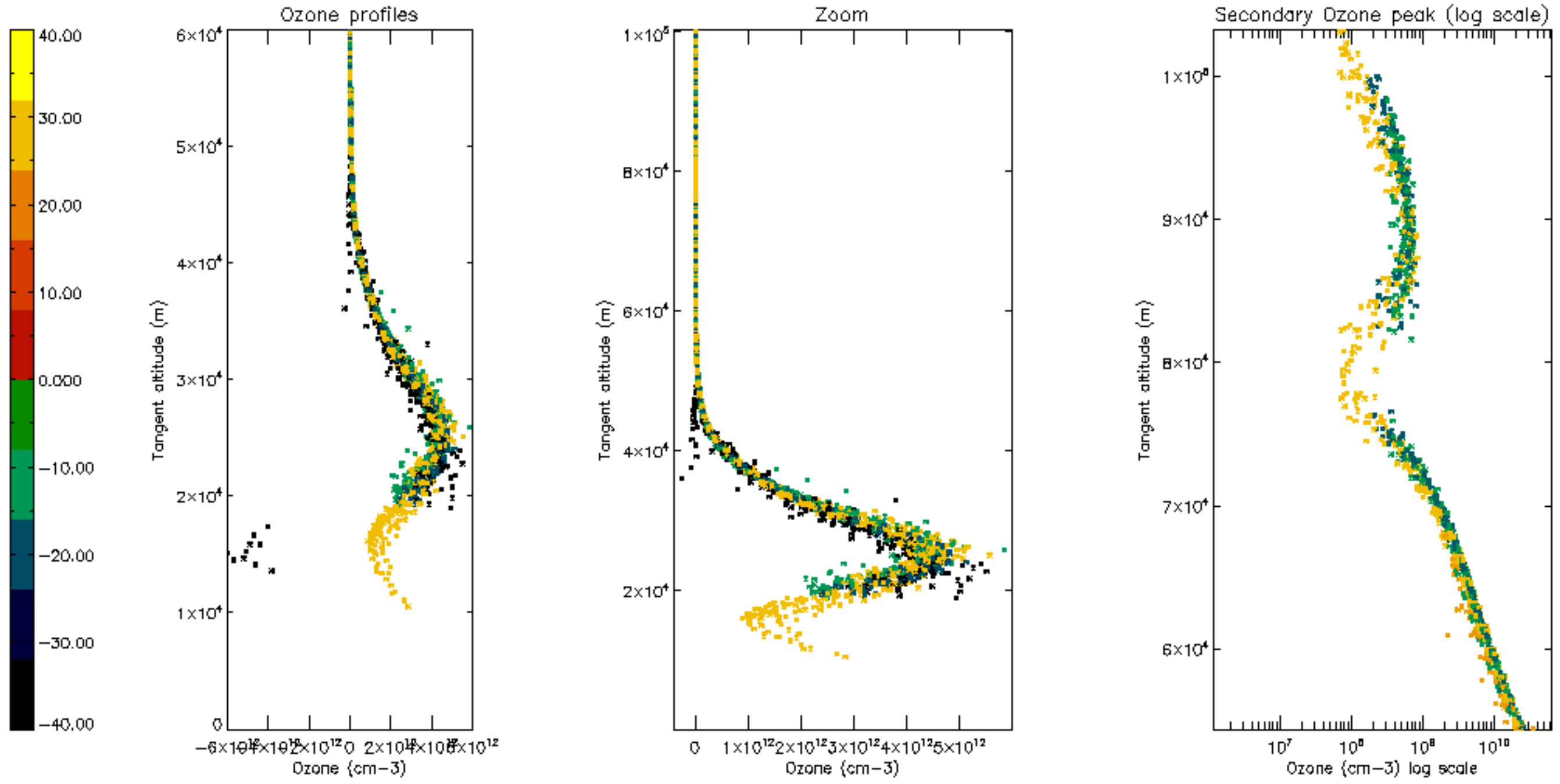
Percentage of star falling outside central band per profile

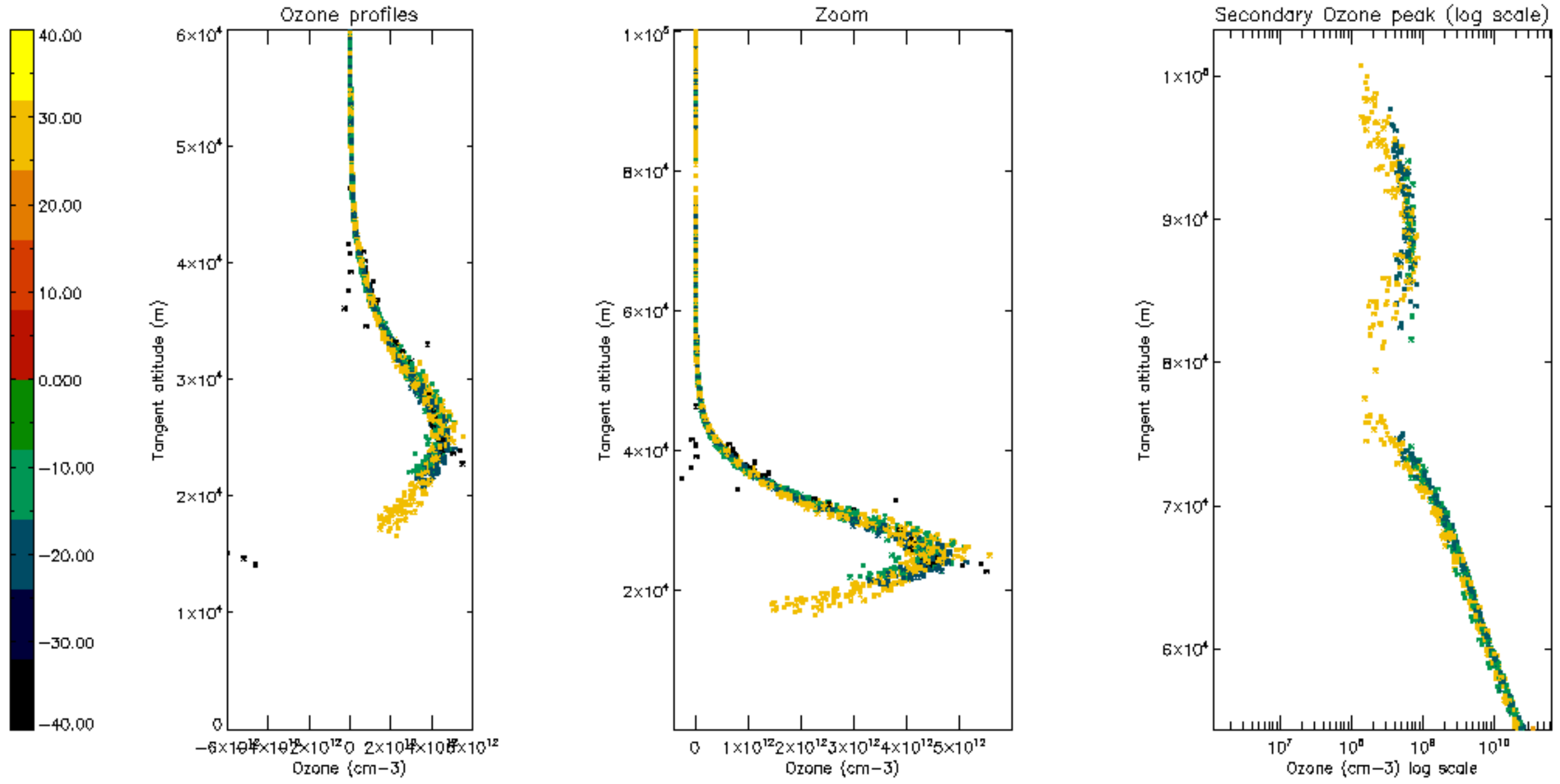


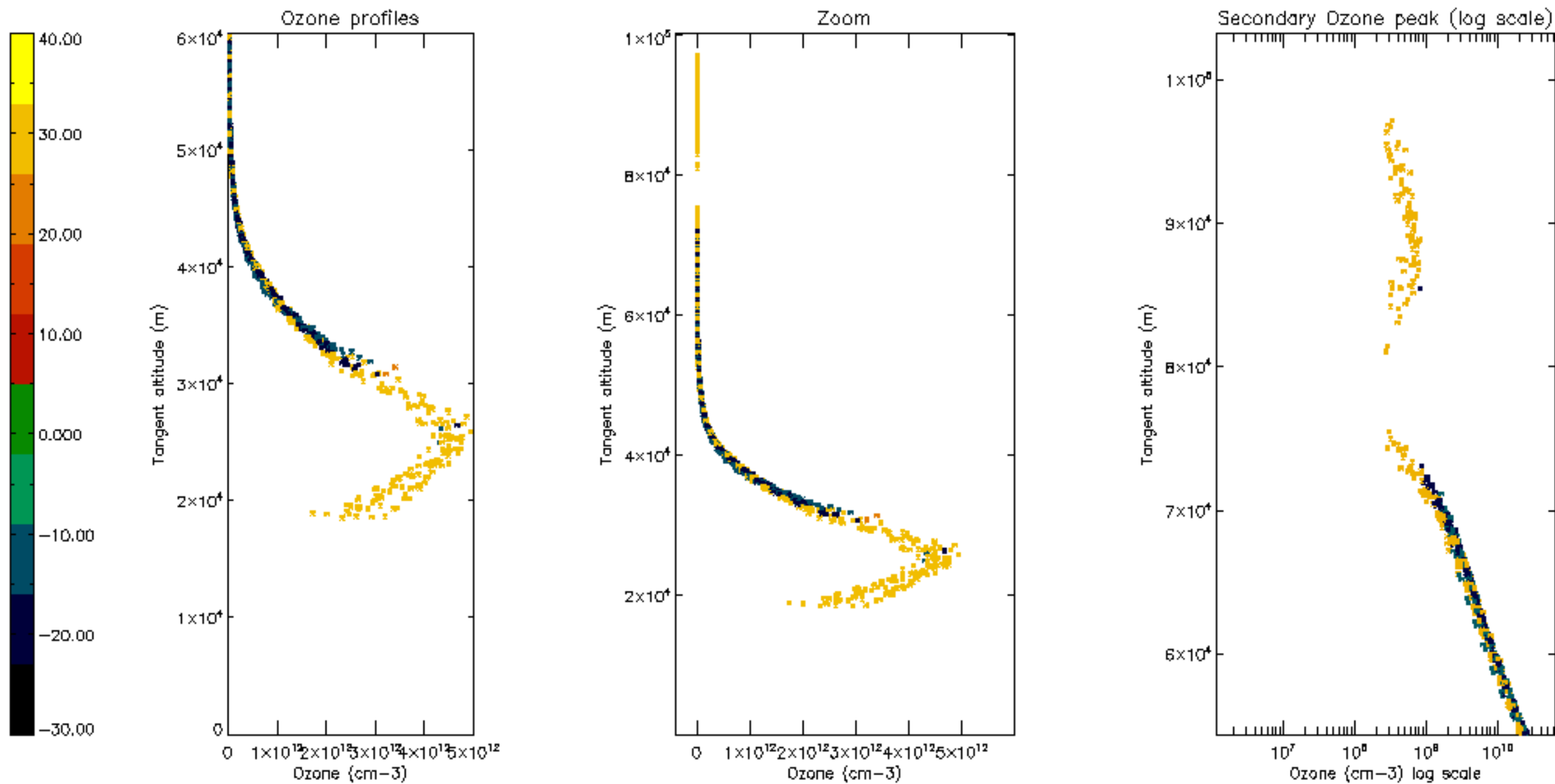
Percentage of saturation errors per profile

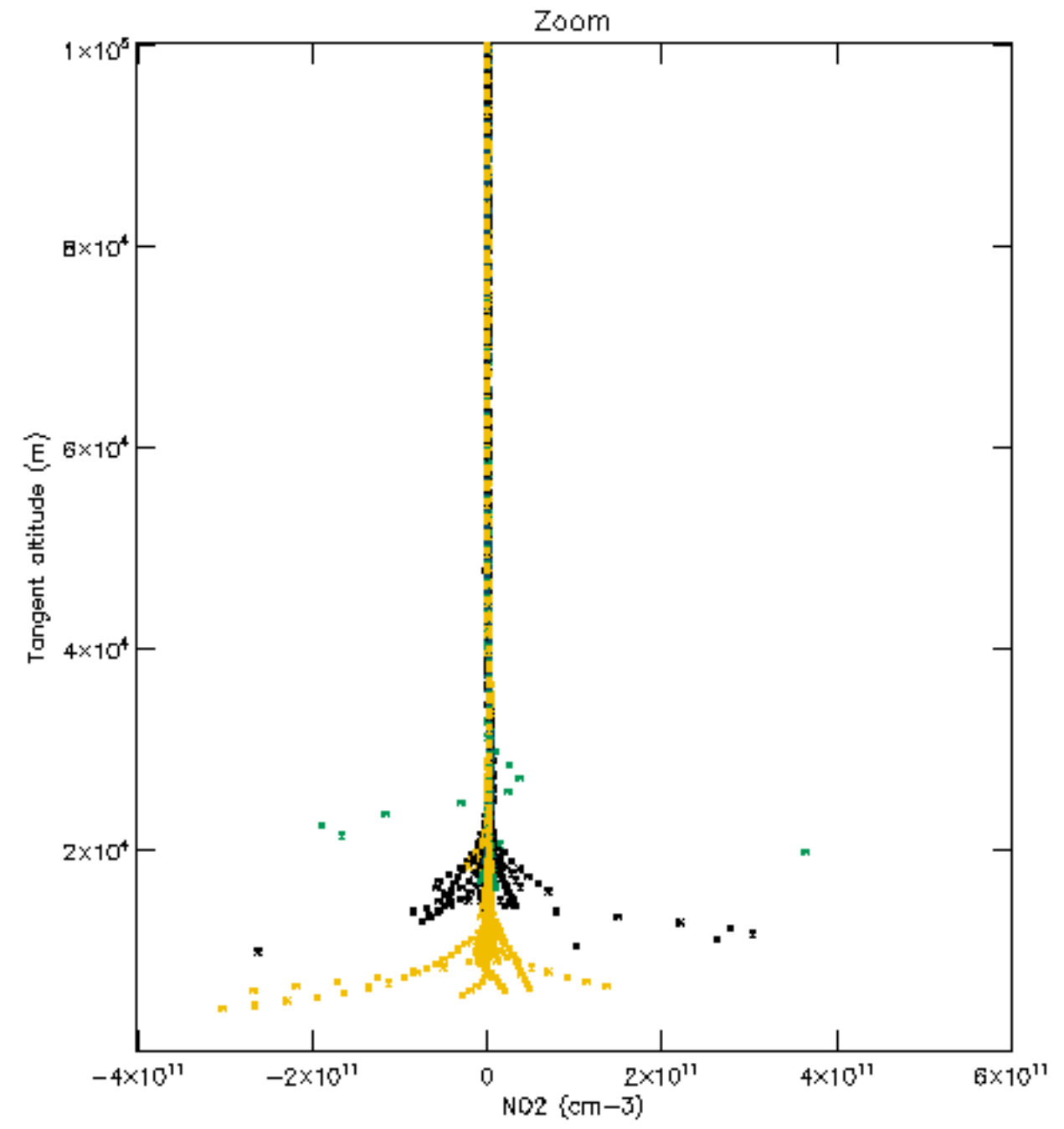
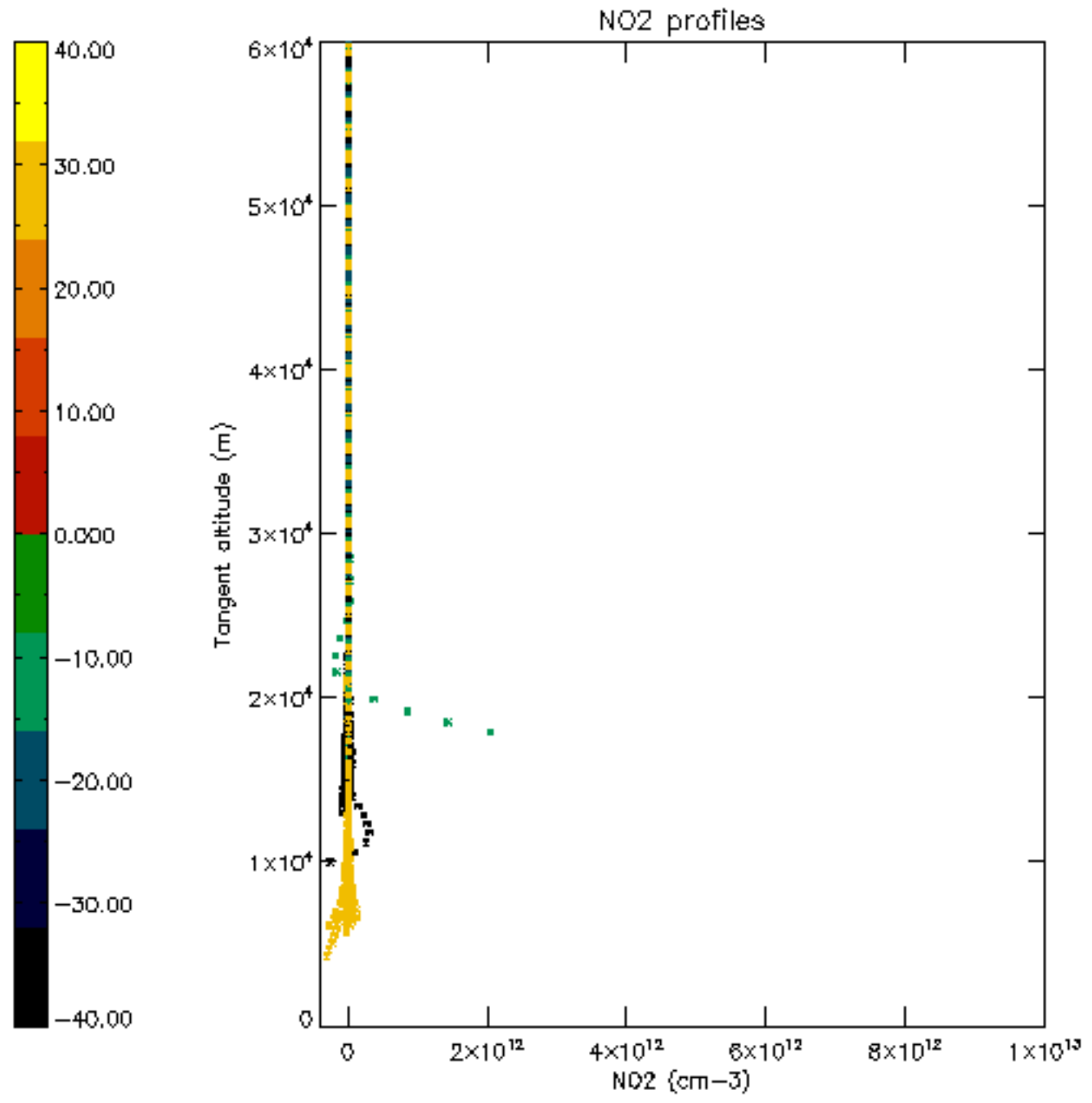


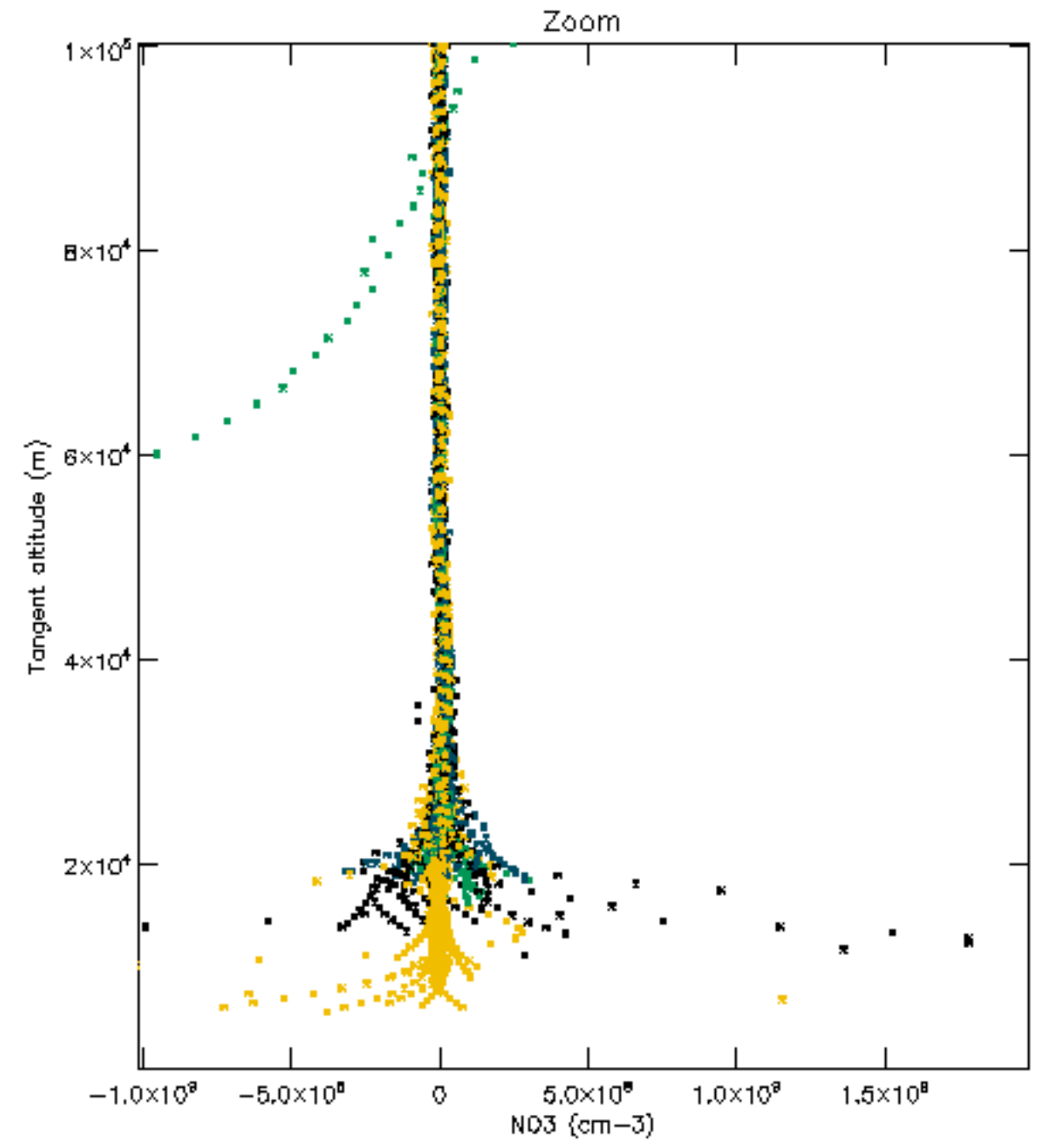
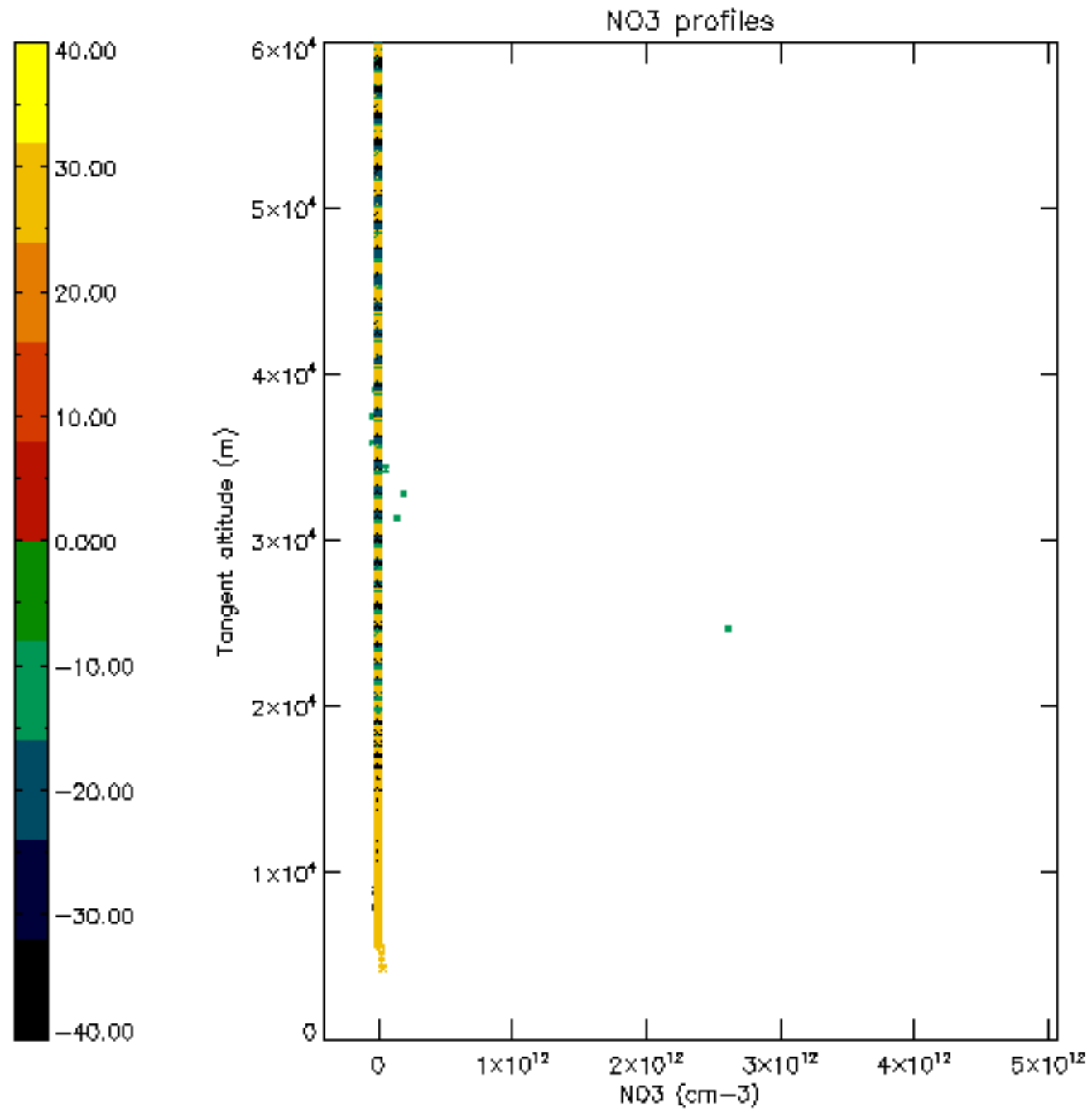


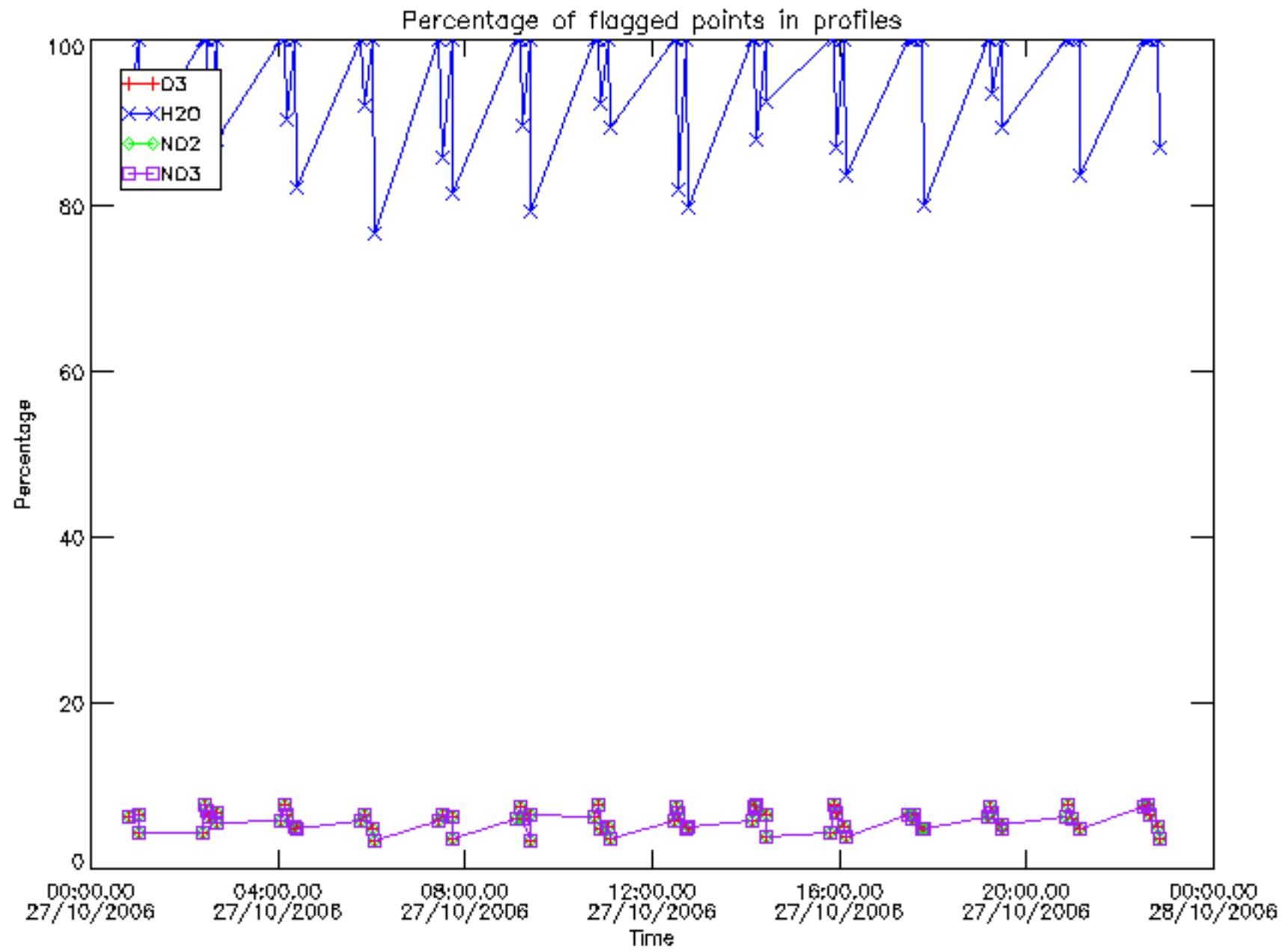




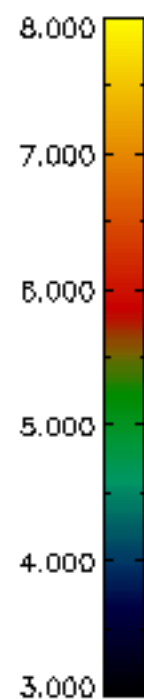
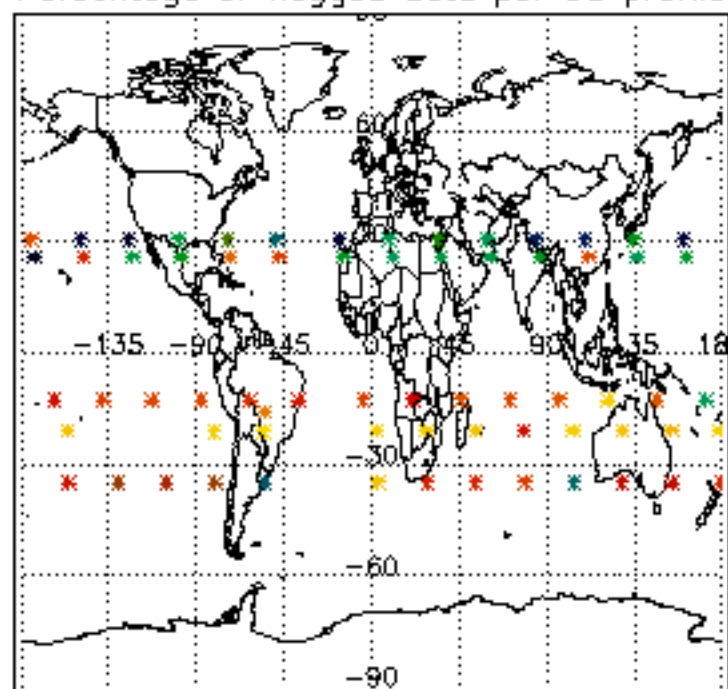




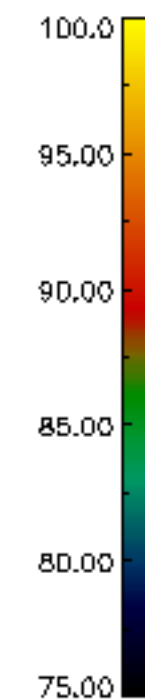
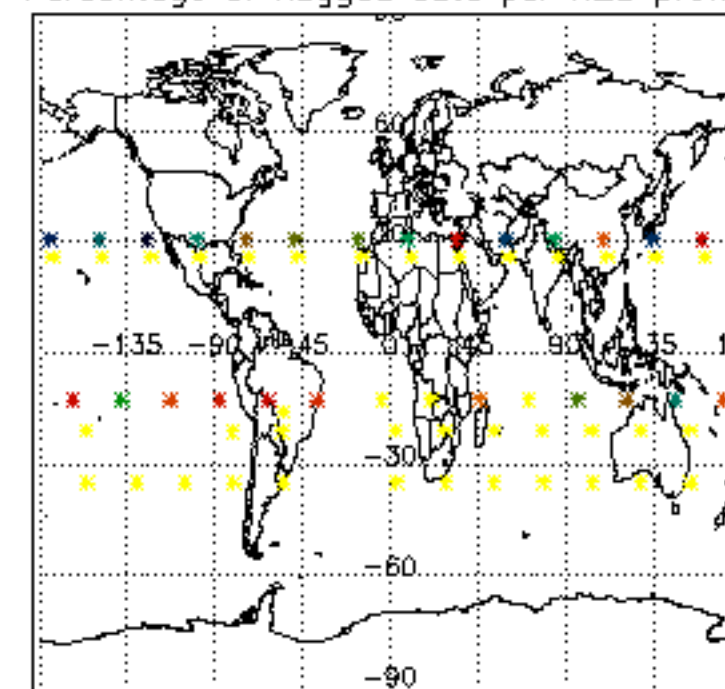




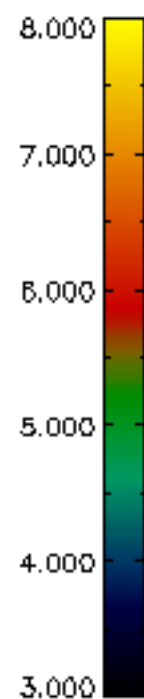
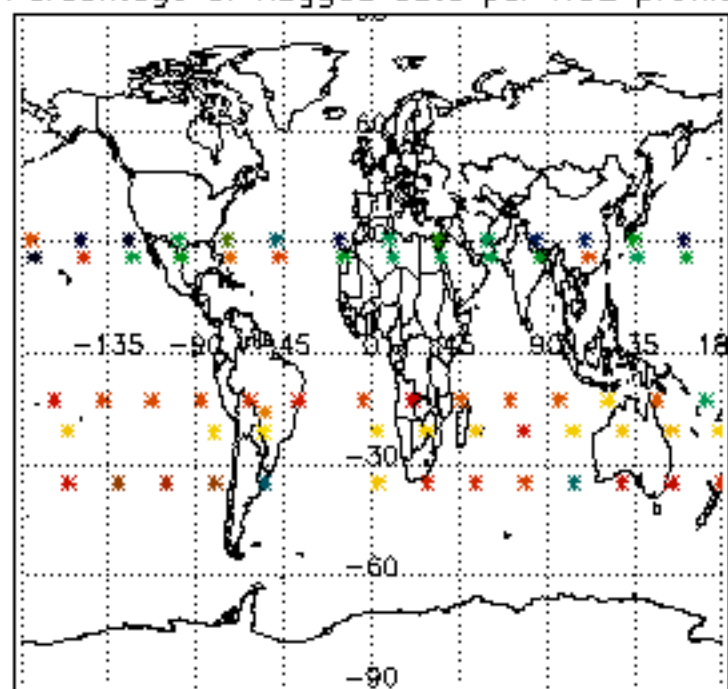
Percentage of flagged data per D3 profile



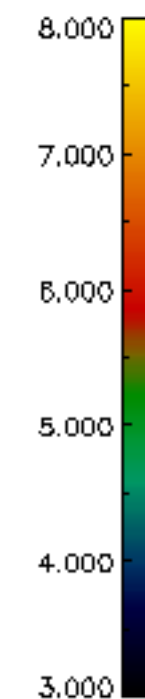
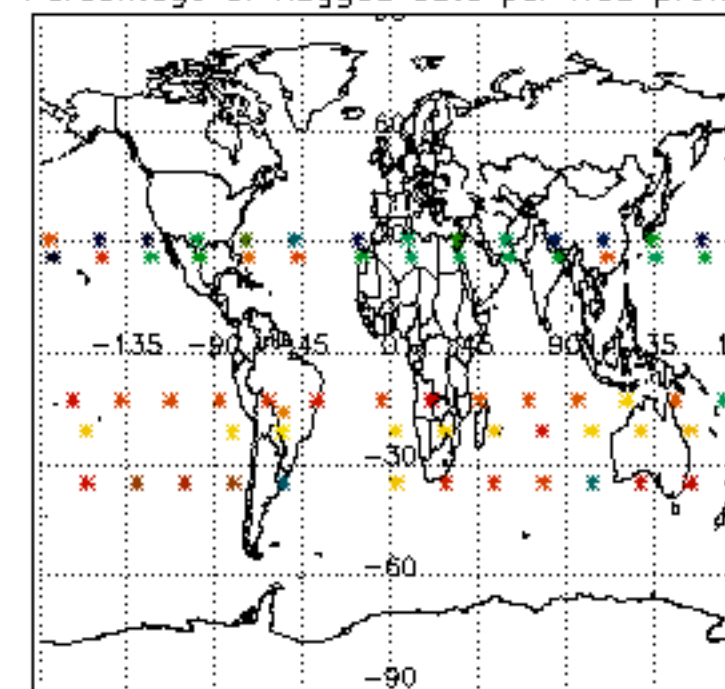
Percentage of flagged data per H2O profile

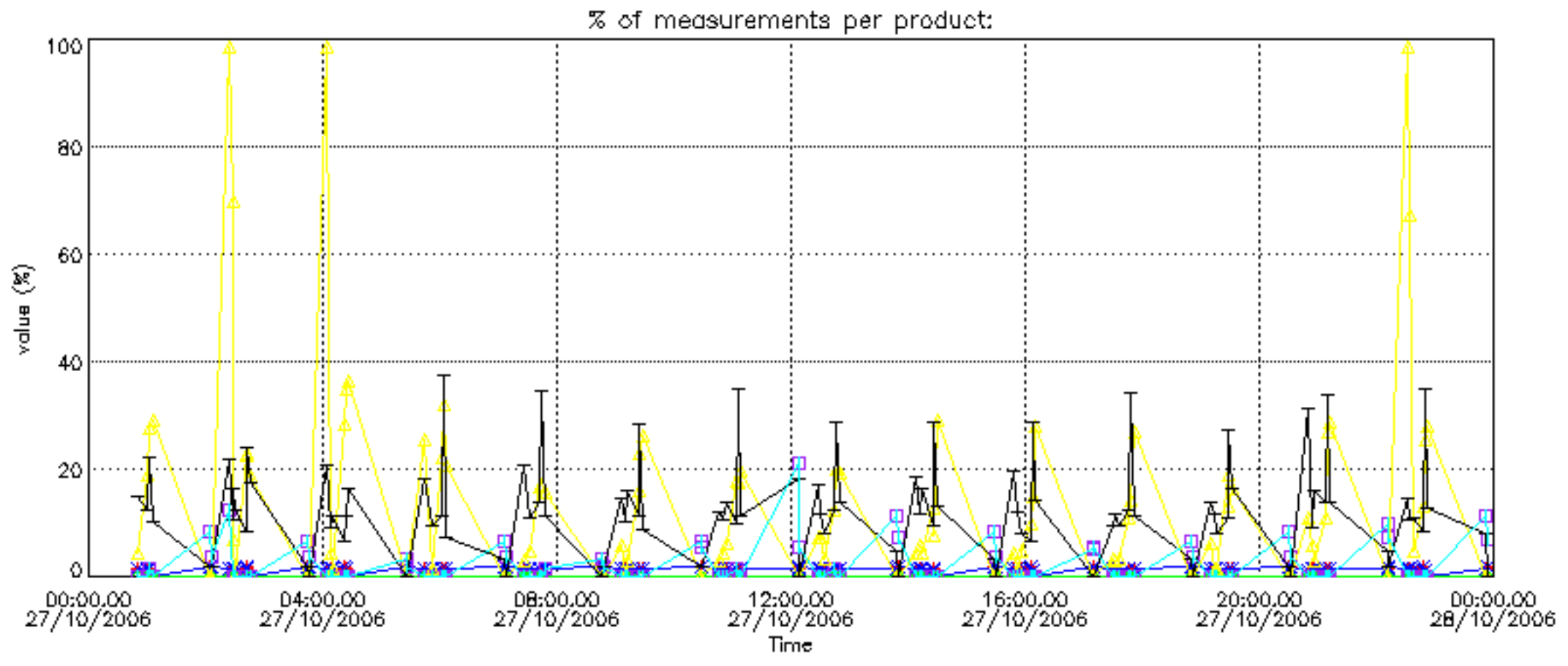


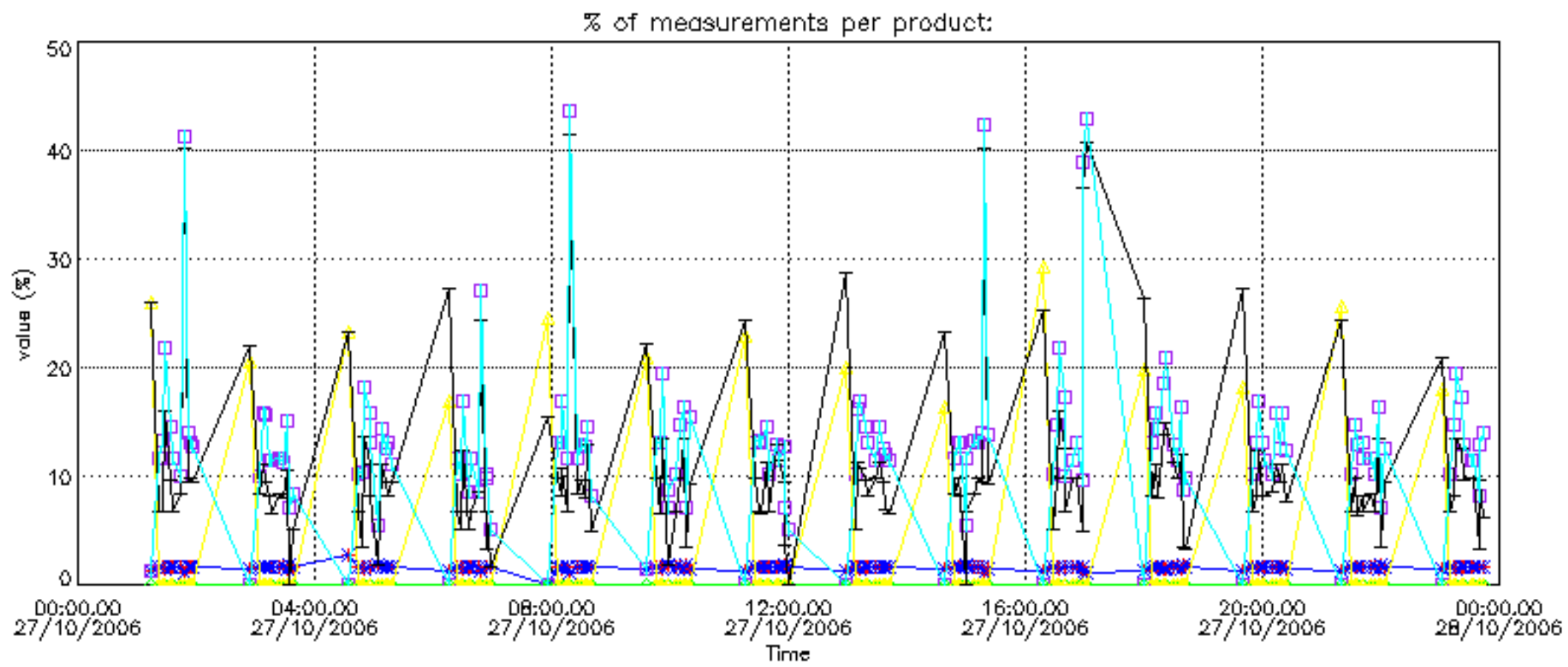
Percentage of flagged data per NO2 profile



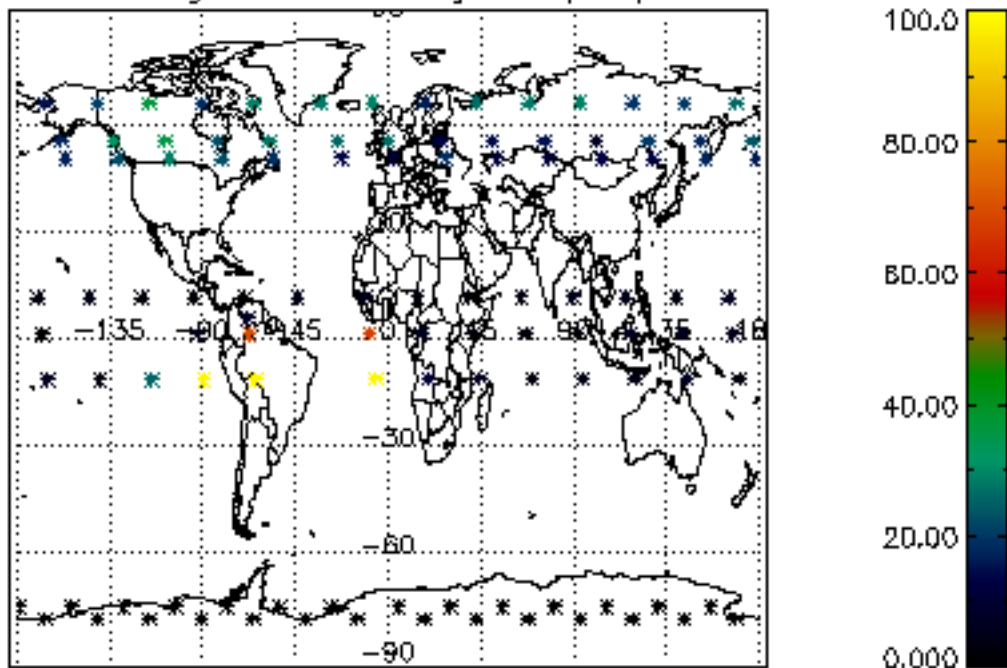
Percentage of flagged data per NO3 profile



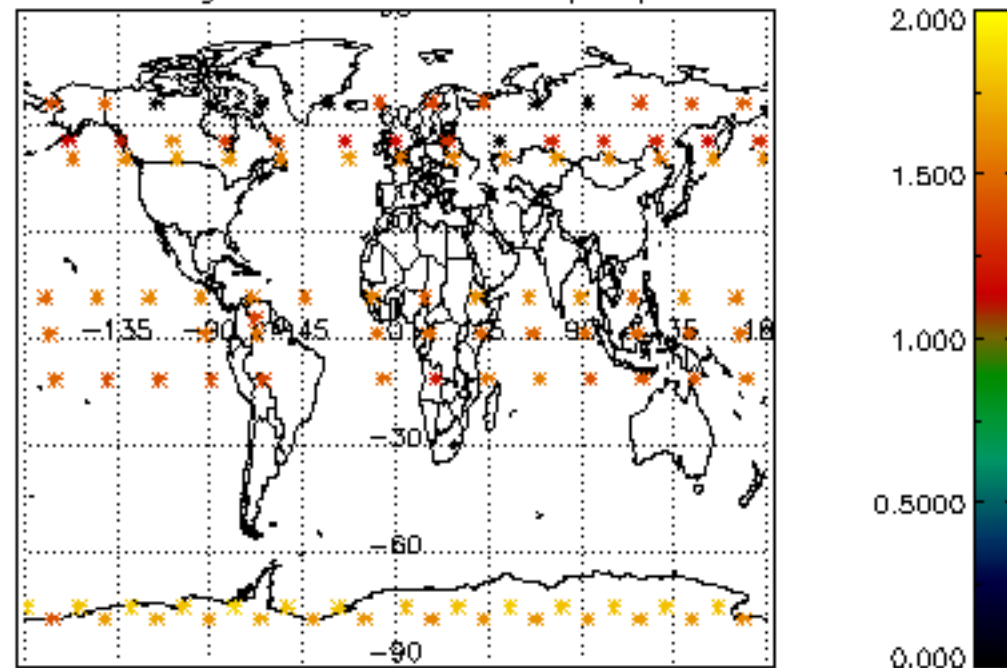




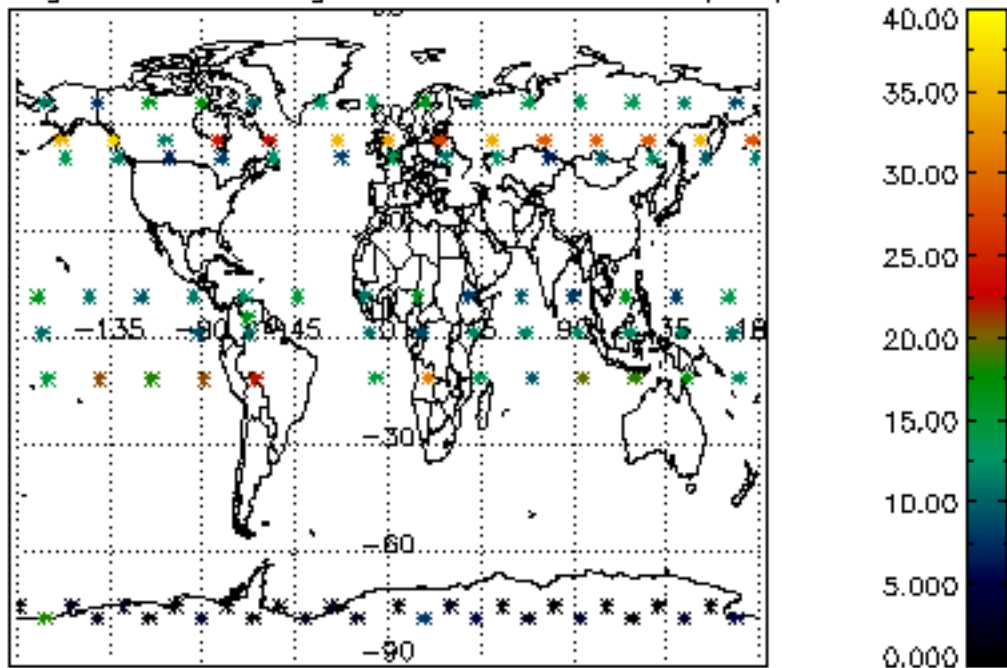
Percentage of cosmic ray hits per profile



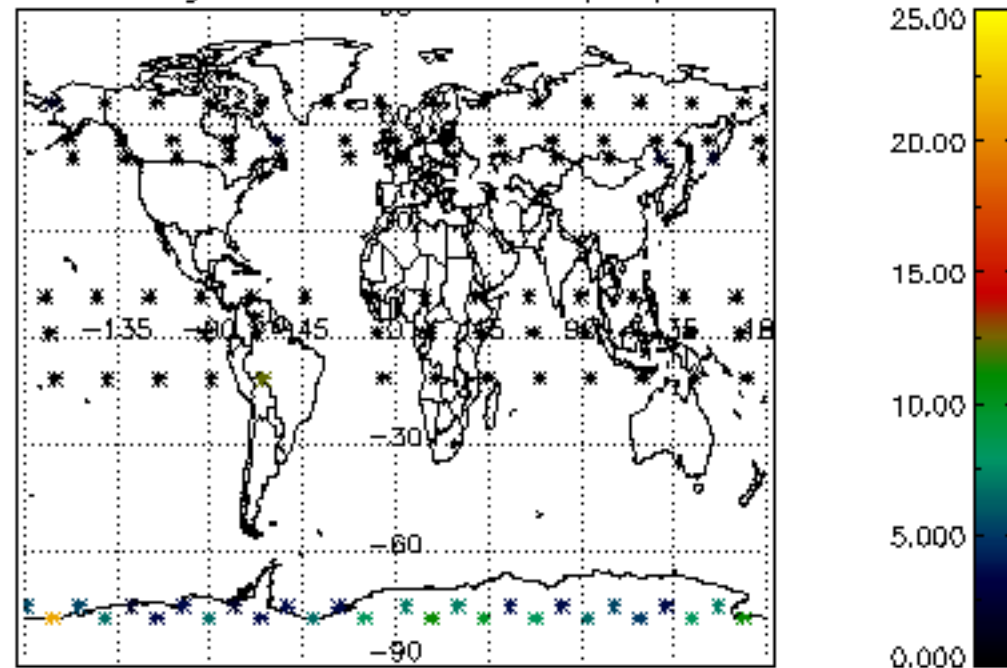
Percentage of datation errors per profile



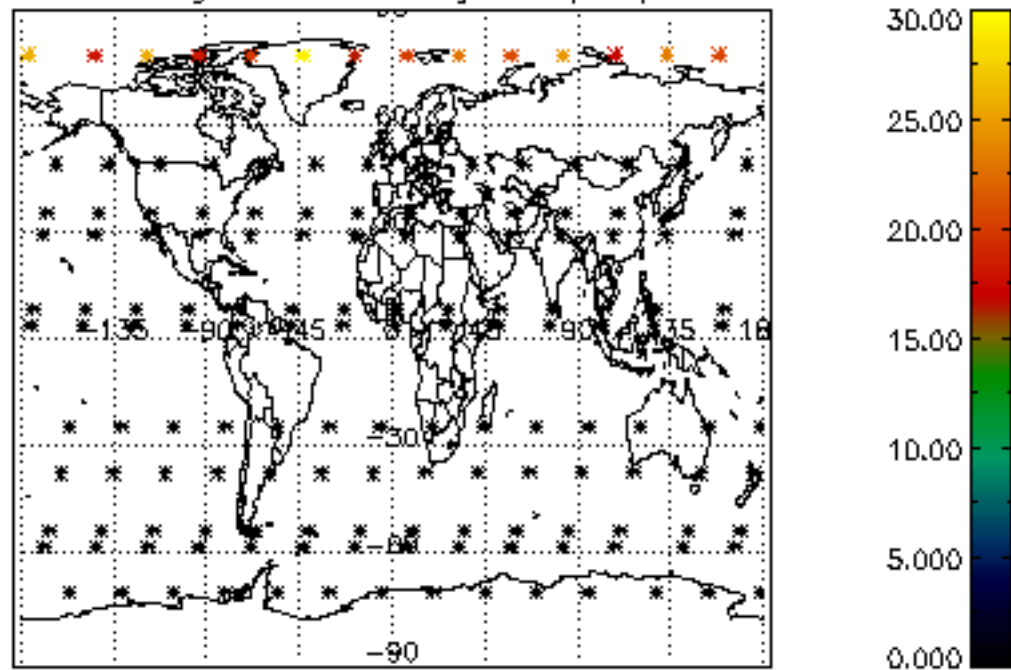
Percentage of star falling outside central band per profile



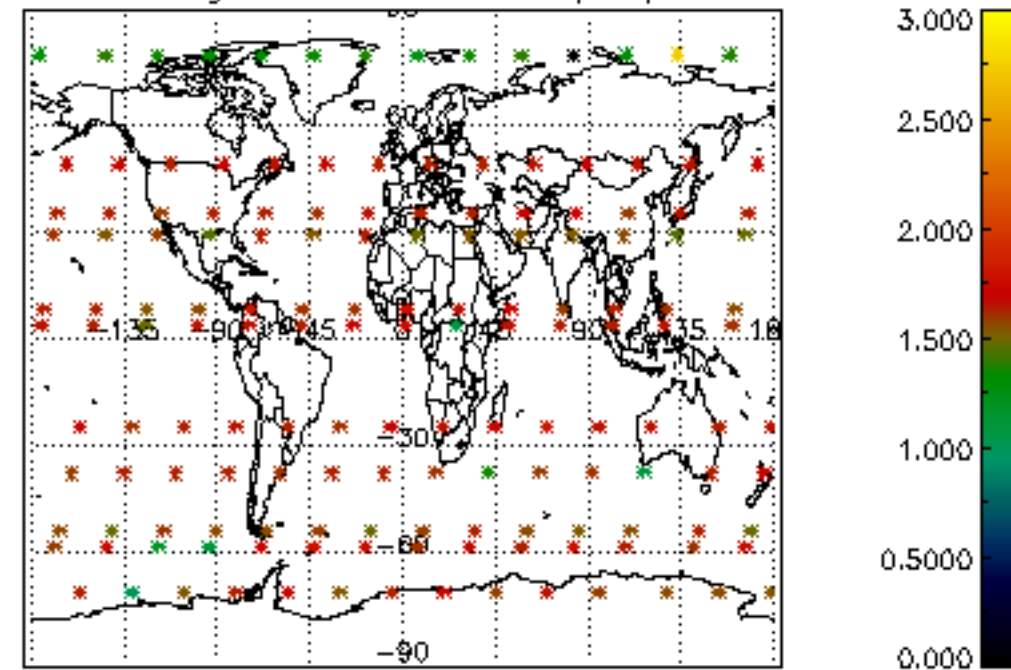
Percentage of saturation errors per profile



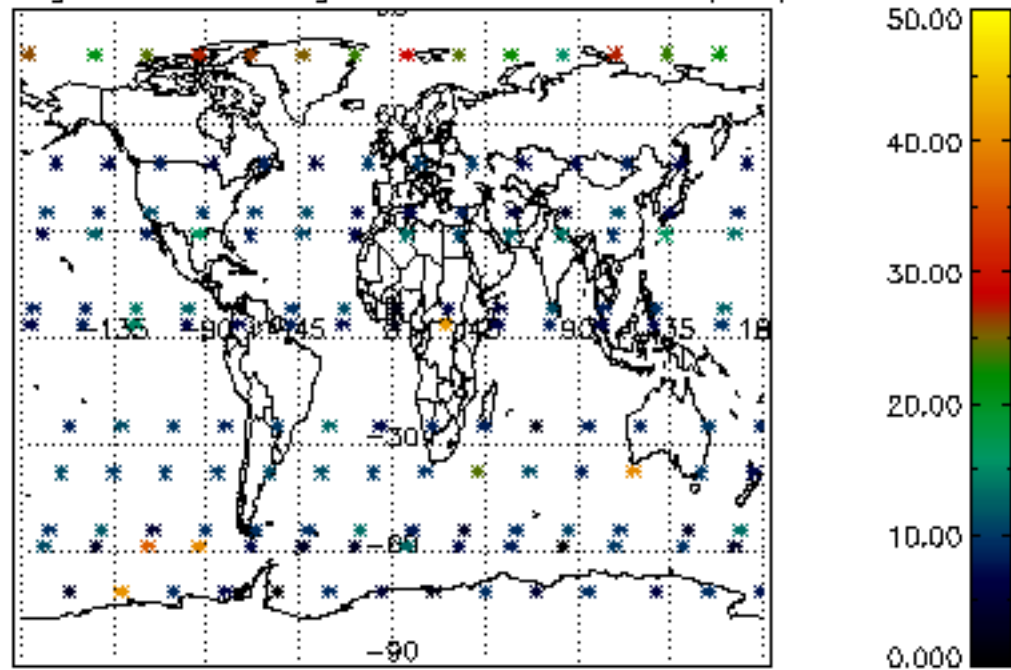
Percentage of cosmic ray hits per profile



Percentage of datation errors per profile



Percentage of star falling outside central band per profile



Percentage of saturation errors per profile

