

GOMOS Level 2 Daily Report

SUMMARY

[1. General Info](#)

[2. Summary of processed GOM_NL_2P products](#)

[3. Level 2 Quality information per product](#)

[3.1 Plot of level 2 quality information per product \(time dependant\)](#)

[3.2 Plot of level 2 quality information per product \(world map\)](#)

[4. Level 1 Quality information per product \(stored on level 2 products\)](#)

[4.1 Plot of level 1 quality information per product \(time dependant\)](#)

[4.1.1 Plot of level 1 quality information per product \(time dependant\): ASCENDING](#)

[4.1.2 Plot of level 1 quality information per product \(time dependant\): DESCENDING](#)

[4.2 Plot of level 1 quality information per product \(world map\)](#)

[4.2.1 Plot of level 1 quality information per product \(world map\): ASCENDING](#)

[4.2.2 Plot of level 1 quality information per product \(world map\): DESCENDING](#)

[5. Ozone profiles based on quality statistics and other trace gas profiles](#)

[5.1 Ozone statistics based on quality of products](#)

[5.2 Plot ozone profiles for all STD \(dark without errors\)](#)

[5.3 Plot ozone profiles where STD < 20% \(dark without errors\)](#)

[5.4. Plot ozone profiles where STD < 10% \(dark without errors\)](#)

[5.5. Plot ozone profiles where STD < 5% \(dark without errors\)](#)

[5.6 Plot NO2 profiles for all STD \(dark without errors\)](#)

[5.7 Plot NO3 profiles for all STD \(dark without errors\)](#)

[5.8 Plot H2O profiles \(only for occultations of stars 1,2,3,4,13,14,16,26,63 dark without errors\) for all STD](#)

[6. Auxiliary Data Files used for the production reported in section 2](#)

This report presents the daily analysis on parameters extracted from GOMOS level 2 data (GOM_NL__2P). It is intended to monitor some important parameters that will impact the quality of these products. A list of level 2 products (and content) that have arrived during the reporting day to the PCF is also given.

Item	Value
Time of report generation	24APR2013 05:18:54
Data source version	GOMOS/6.01
Start time of products	26-10-2006 (26OCT2006 00:00:00)
Stop time of products	27-10-2006 (27OCT2006 00:00:00)
Store outputs in DB	Yes
Nb of level 2 prods	271
Nb of prods with errors	0

2. Summary of processed GOM_NL__2P products.

Nr	Filename	UTC Start time	Limb	Duration	Star Id	Star Name	Star Mag	Star Temp	Nb Meas	Orbit	Prod. error
1	GOM_NL__2PRFIN20061026_000418_000000372052_00231_24333_3164.N1	26-OCT-2006 00:04:18	Straylight	37.000	52	16Bet Cet	2.0370	4500.0	74	24333	No
2	GOM_NL__2PRFIN20061026_001347_000000312052_00231_24333_3165.N1	26-OCT-2006 00:13:47	Bright	30.500	140	88Gam Peg	2.8340	26000.	61	24333	No
3	GOM_NL__2PRFIN20061026_001740_000000312052_00231_24333_3166.N1	26-OCT-2006 00:17:40	Bright	30.500	58	21Alp And	2.0730	11000.	61	24333	No
4	GOM_NL__2PRFIN20061026_001931_000000342052_00231_24333_3167.N1	26-OCT-2006 00:19:31	Bright	33.500	53	43Bet And	2.0480	3300.0	67	24333	No
5	GOM_NL__2PRFIN20061026_002519_000000312052_00231_24333_3168.N1	26-OCT-2006 00:25:19	Bright	30.500	68	18Alp Cas	2.2250	4500.0	61	24333	No
6	GOM_NL__2PRFIN20061026_002634_000000322052_00231_24333_3169.N1	26-OCT-2006 00:26:34	Bright	32.000	76	27Gam Cas	2.3000	30000.	64	24333	No
7	GOM_NL__2PRFIN20061026_003434_000000272052_00231_24333_3170.N1	26-OCT-2006 00:34:34	Bright	27.000	49	1Alp UMi	1.9900	6300.0	54	24333	No
8	GOM_NL__2PRFIN20061026_003806_000000312052_00231_24333_3171.N1	26-OCT-2006 00:38:06	Bright	30.500	60	7Bet UMi	2.0810	3950.0	61	24333	No
9	GOM_NL__2PRFIN20061026_004248_000000332052_00231_24333_3172.N1	26-OCT-2006 00:42:48	Bright	33.000	36	50Alp UMa	1.8000	6300.0	66	24333	No
10	GOM_NL__2PRFIN20061026_004404_000000292052_00231_24333_3173.N1	26-OCT-2006 00:44:04	Bright	28.500	32	77Eps UMa	1.7630	11000.	57	24333	No
11	GOM_NL__2PRFIN20061026_004756_000000322052_00231_24333_3174.N1	26-OCT-2006 00:47:56	Bright	31.500	174	52Psi UMa	3.0040	4400.0	63	24333	No
12	GOM_NL__2PRFIN20061026_005501_000000292052_00231_24333_3175.N1	26-OCT-2006 00:55:01	Bright	28.500	96	68Del Leo	2.5600	9300.0	57	24333	No
13	GOM_NL__2PRFIN20061026_005615_000000262052_00231_24333_3176.N1	26-OCT-2006 00:56:15	Bright	26.000	62	94Bet Leo	2.1360	9700.0	52	24333	No
14	GOM_NL__2PRFIN20061026_011440_000000332052_00231_24333_3177.N1	26-OCT-2006 01:14:40	Dark	32.500	113	Mu Vel	2.6920	5000.0	65	24333	No
15	GOM_NL__2PRFIN20061026_011634_000000382052_00231_24333_3178.N1	26-OCT-2006 01:16:34	Dark	38.000	65	Lam Vel	2.2040	4400.0	76	24333	No
16	GOM_NL__2PRFIN20061026_011924_000000352052_00232_24334_3347.N1	26-OCT-2006 01:19:24	Dark	34.500	46	Del Vel	1.9540	10600.	69	24334	No
17	GOM_NL__2PRFIN20061026_012106_000000332052_00232_24334_3348.N1	26-OCT-2006 01:21:06	Dark	32.500	29	Bet Car	1.6720	10200.	65	24334	No
18	GOM_NL__2PRFIN20061026_013206_000000332052_00232_24334_3349.N1	26-OCT-2006 01:32:06	Dark	32.500	143	Alp Hyi	2.8570	7200.0	65	24334	No
19	GOM_NL__2PRFIN20061026_013331_000000332052_00232_24334_3350.N1	26-OCT-2006 01:33:31	Dark	33.000	9	Alp Eri	0.45300	24000.	66	24334	No
20	GOM_NL__2PRFIN20061026_013635_000000252052_00232_24334_3351.N1	26-OCT-2006 01:36:35	Straylight	24.500	157	The1Eri	2.9060	9300.0	49	24334	No
21	GOM_NL__2PRFIN20061026_014454_000000372052_00232_24334_3352.N1	26-OCT-2006 01:44:54	Straylight	36.500	52	16Bet Cet	2.0370	4500.0	73	24334	No
22	GOM_NL__2PRFIN20061026_015423_000000302052_00232_24334_3353.N1	26-OCT-2006 01:54:23	Bright	29.500	140	88Gam Peg	2.8340	26000.	59	24334	No
23	GOM_NL__2PRFIN20061026_015816_000000312052_00232_24334_3354.N1	26-OCT-2006 01:58:16	Bright	31.000	58	21Alp And	2.0730	11000.	62	24334	No
24	GOM_NL__2PRFIN20061026_020007_000000342052_00232_24334_3355.N1	26-OCT-2006 02:00:07	Bright	34.000	53	43Bet And	2.0480	3300.0	68	24334	No
25	GOM_NL__2PRFIN20061026_020554_000000302052_00232_24334_3356.N1	26-OCT-2006 02:05:54	Bright	30.000	68	18Alp Cas	2.2250	4500.0	60	24334	No
26	GOM_NL__2PRFIN20061026_020710_000000302052_00232_24334_3357.N1	26-OCT-2006 02:07:10	Bright	29.500	76	27Gam Cas	2.3000	30000.	59	24334	No
27	GOM_NL__2PRFIN20061026_021510_000000282052_00232_24334_3358.N1	26-OCT-2006 02:15:10	Bright	28.000	49	1Alp UMi	1.9900	6300.0	56	24334	No
28	GOM_NL__2PRFIN20061026_021842_000000312052_00232_24334_3359.N1	26-OCT-2006 02:18:42	Bright	31.000	60	7Bet UMi	2.0810	3950.0	62	24334	No
29	GOM_NL__2PRFIN20061026_022323_000000322052_00232_24334_3360.N1	26-OCT-2006 02:23:23	Bright	32.000	36	50Alp UMa	1.8000	6300.0	64	24334	No
30	GOM_NL__2PRFIN20061026_022440_000000312052_00232_24334_3361.N1	26-OCT-2006 02:24:40	Bright	30.500	32	77Eps UMa	1.7630	11000.	61	24334	No
31	GOM_NL__2PRFIN20061026_022832_000000292052_00232_24334_3362.N1	26-OCT-2006 02:28:32	Bright	29.000	174	52Psi UMa	3.0040	4400.0	58	24334	No
32	GOM_NL__2PRFIN20061026_023537_000000302052_00232_24334_3363.N1	26-OCT-2006 02:35:37	Bright	30.000	96	68Del Leo	2.5600	9300.0	60	24334	No
33	GOM_NL__2PRFIN20061026_023651_000000282052_00232_24334_3364.N1	26-OCT-2006 02:36:51	Bright	27.500	62	94Bet Leo	2.1360	9700.0	55	24334	No
34	GOM_NL__2PRFIN20061026_025516_000000332052_00232_24334_3365.N1	26-OCT-2006 02:55:16	Dark	32.500	113	Mu Vel	2.6920	5000.0	65	24334	No
35	GOM_NL__2PRFIN20061026_025711_000000322052_00232_24334_3366.N1	26-OCT-2006 02:57:11	Dark	32.000	65	Lam Vel	2.2040	4400.0	64	24334	No
36	GOM_NL__2PRFIN20061026_030001_000000342052_00233_24335_3161.N1	26-OCT-2006 03:00:01	Dark	34.000	46	Del Vel	1.9540	10600.	68	24335	No
37	GOM_NL__2PRFIN20061026_030142_000000332052_00233_24335_3162.N1	26-OCT-2006 03:01:42	Dark	32.500	29	Bet Car	1.6720	10200.	65	24335	No
38	GOM_NL__2PRFIN20061026_031243_000000322052_00233_24335_3163.N1	26-OCT-2006 03:12:43	Dark	31.500	143	Alp Hyi	2.8570	7200.0	63	24335	No
39	GOM_NL__2PRFIN20061026_031407_000000372052_00233_24335_3164.N1	26-OCT-2006 03:14:07	Dark	37.000	9	Alp Eri	0.45300	24000.	74	24335	No
40	GOM_NL__2PRFIN20061026_031711_000000252052_00233_24335_3165.N1	26-OCT-2006 03:17:11	Straylight	24.500	157	The1Eri	2.9060	9300.0	49	24335	No
41	GOM_NL__2PRFIN20061026_032530_000000352052_00233_24335_3166.N1	26-OCT-2006 03:25:30	Straylight	35.000	52	16Bet Cet	2.0370	4500.0	70	24335	No
42	GOM_NL__2PRFIN20061026_033459_000000302052_00233_24335_3167.N1	26-OCT-2006 03:34:59	Bright	29.500	140	88Gam Peg	2.8340	26000.	59	24335	No

43	GOM_NL__2PRFIN20061026_033852_000000322052_00233_24335_3168.N1	26-OCT-2006 03:38:52	Bright	32.000	58	21Alp And	2.0730	11000.	64	24335	No
44	GOM_NL__2PRFIN20061026_034043_000000312052_00233_24335_3169.N1	26-OCT-2006 03:40:43	Bright	30.500	53	43Bet And	2.0480	3300.0	61	24335	No
45	GOM_NL__2PRFIN20061026_034630_000000302052_00233_24335_3170.N1	26-OCT-2006 03:46:30	Bright	30.000	68	18Alp Cas	2.2250	4500.0	60	24335	No
46	GOM_NL__2PRFIN20061026_034746_000000302052_00233_24335_3171.N1	26-OCT-2006 03:47:46	Bright	30.000	76	27Gam Cas	2.3000	30000.	60	24335	No
47	GOM_NL__2PRFIN20061026_035545_000000282052_00233_24335_3172.N1	26-OCT-2006 03:55:45	Bright	27.500	49	1Alp UMi	1.9900	6300.0	55	24335	No
48	GOM_NL__2PRFIN20061026_035918_000000402052_00233_24335_3173.N1	26-OCT-2006 03:59:18	Bright	39.500	60	7Bet UMi	2.0810	3950.0	79	24335	No
49	GOM_NL__2PRFIN20061026_040359_000000332052_00233_24335_3174.N1	26-OCT-2006 04:03:59	Bright	32.500	36	50Alp UMa	1.8000	6300.0	65	24335	No
50	GOM_NL__2PRFIN20061026_040517_000000282052_00233_24335_3175.N1	26-OCT-2006 04:05:17	Bright	27.500	32	77Eps UMa	1.7630	11000.	55	24335	No
51	GOM_NL__2PRFIN20061026_040908_000000312052_00233_24335_3176.N1	26-OCT-2006 04:09:08	Bright	30.500	174	52Psi UMa	3.0040	4400.0	61	24335	No
52	GOM_NL__2PRFIN20061026_041614_000000312052_00233_24335_3177.N1	26-OCT-2006 04:16:14	Bright	30.500	96	68Del Leo	2.5600	9300.0	61	24335	No
53	GOM_NL__2PRFIN20061026_041728_000000272052_00233_24335_3178.N1	26-OCT-2006 04:17:28	Bright	27.000	62	94Bet Leo	2.1360	9700.0	54	24335	No
54	GOM_NL__2PRFIN20061026_043553_000000342052_00233_24335_3179.N1	26-OCT-2006 04:35:53	Dark	34.000	113	Mu Vel	2.6920	5000.0	68	24335	No
55	GOM_NL__2PRFIN20061026_043747_000000322052_00233_24335_3180.N1	26-OCT-2006 04:37:47	Dark	32.000	65	Lam Vel	2.2040	4400.0	64	24335	No
56	GOM_NL__2PRFIN20061026_044037_000000442052_00234_24336_3162.N1	26-OCT-2006 04:40:37	Dark	44.000	46	Del Vel	1.9540	10600.	88	24336	No
57	GOM_NL__2PRFIN20061026_044219_000000342052_00234_24336_3163.N1	26-OCT-2006 04:42:19	Dark	33.500	29	Bet Car	1.6720	10200.	67	24336	No
58	GOM_NL__2PRFIN20061026_045319_000000312052_00234_24336_3164.N1	26-OCT-2006 04:53:19	Dark	31.000	143	Alp Hyi	2.8570	7200.0	62	24336	No
59	GOM_NL__2PRFIN20061026_045443_000000382052_00234_24336_3165.N1	26-OCT-2006 04:54:43	Dark	38.000	9	Alp Eri	0.45300	24000.	76	24336	No
60	GOM_NL__2PRFIN20061026_045747_000000312052_00234_24336_3166.N1	26-OCT-2006 04:57:47	Straylight	31.000	157	The1Eri	2.9060	9300.0	62	24336	No
61	GOM_NL__2PRFIN20061026_050606_000000352052_00234_24336_3167.N1	26-OCT-2006 05:06:06	Straylight	34.500	52	16Bet Cet	2.0370	4500.0	69	24336	No
62	GOM_NL__2PRFIN20061026_051535_000000302052_00234_24336_3168.N1	26-OCT-2006 05:15:35	Bright	30.000	140	88Gam Peg	2.8340	26000.	60	24336	No
63	GOM_NL__2PRFIN20061026_051928_000000312052_00234_24336_3169.N1	26-OCT-2006 05:19:28	Bright	31.000	58	21Alp And	2.0730	11000.	62	24336	No
64	GOM_NL__2PRFIN20061026_052119_000000332052_00234_24336_3170.N1	26-OCT-2006 05:21:19	Bright	33.000	53	43Bet And	2.0480	3300.0	66	24336	No
65	GOM_NL__2PRFIN20061026_052706_000000342052_00234_24336_3171.N1	26-OCT-2006 05:27:06	Bright	34.000	68	18Alp Cas	2.2250	4500.0	68	24336	No
66	GOM_NL__2PRFIN20061026_052822_000000312052_00234_24336_3172.N1	26-OCT-2006 05:28:22	Bright	31.000	76	27Gam Cas	2.3000	30000.	62	24336	No
67	GOM_NL__2PRFIN20061026_053621_000000312052_00234_24336_3173.N1	26-OCT-2006 05:36:21	Bright	31.000	49	1Alp UMi	1.9900	6300.0	62	24336	No
68	GOM_NL__2PRFIN20061026_053955_000000322052_00234_24336_3174.N1	26-OCT-2006 05:39:55	Bright	31.500	60	7Bet UMi	2.0810	3950.0	63	24336	No
69	GOM_NL__2PRFIN20061026_054435_000000332052_00234_24336_3175.N1	26-OCT-2006 05:44:35	Bright	33.000	36	50Alp UMa	1.8000	6300.0	66	24336	No
70	GOM_NL__2PRFIN20061026_054552_000000312052_00234_24336_3176.N1	26-OCT-2006 05:45:52	Bright	30.500	32	77Eps UMa	1.7630	11000.	61	24336	No
71	GOM_NL__2PRFIN20061026_054944_000000312052_00234_24336_3177.N1	26-OCT-2006 05:49:44	Bright	30.500	174	52Psi UMa	3.0040	4400.0	61	24336	No
72	GOM_NL__2PRFIN20061026_055650_000000292052_00234_24336_3178.N1	26-OCT-2006 05:56:50	Bright	28.500	96	68Del Leo	2.5600	9300.0	57	24336	No
73	GOM_NL__2PRFIN20061026_055804_000000272052_00234_24336_3179.N1	26-OCT-2006 05:58:04	Bright	27.000	62	94Bet Leo	2.1360	9700.0	54	24336	No
74	GOM_NL__2PRFIN20061026_061629_000000362052_00234_24336_3180.N1	26-OCT-2006 06:16:29	Dark	35.500	113	Mu Vel	2.6920	5000.0	71	24336	No
75	GOM_NL__2PRFIN20061026_061824_000000262052_00234_24336_3181.N1	26-OCT-2006 06:18:24	Dark	26.000	65	Lam Vel	2.2040	4400.0	52	24336	No
76	GOM_NL__2PRFIN20061026_062114_000000352052_00235_24337_3162.N1	26-OCT-2006 06:21:14	Dark	34.500	46	Del Vel	1.9540	10600.	69	24337	No
77	GOM_NL__2PRFIN20061026_062255_000000312052_00235_24337_3163.N1	26-OCT-2006 06:22:55	Dark	31.000	29	Bet Car	1.6720	10200.	62	24337	No
78	GOM_NL__2PRFIN20061026_063355_000000342052_00235_24337_3164.N1	26-OCT-2006 06:33:55	Dark	34.000	143	Alp Hyi	2.8570	7200.0	68	24337	No
79	GOM_NL__2PRFIN20061026_063520_000000452052_00235_24337_3165.N1	26-OCT-2006 06:35:20	Dark	45.000	9	Alp Eri	0.45300	24000.	90	24337	No
80	GOM_NL__2PRFIN20061026_063824_000000312052_00235_24337_3166.N1	26-OCT-2006 06:38:24	Straylight	31.000	157	The1Eri	2.9060	9300.0	62	24337	No
81	GOM_NL__2PRFIN20061026_064643_000000382052_00235_24337_3167.N1	26-OCT-2006 06:46:43	Straylight	38.000	52	16Bet Cet	2.0370	4500.0	76	24337	No
82	GOM_NL__2PRFIN20061026_065611_000000312052_00235_24337_3168.N1	26-OCT-2006 06:56:11	Bright	31.000	140	88Gam Peg	2.8340	26000.	62	24337	No
83	GOM_NL__2PRFIN20061026_070004_000000312052_00235_24337_3169.N1	26-OCT-2006 07:00:04	Bright	30.500	58	21Alp And	2.0730	11000.	61	24337	No
84	GOM_NL__2PRFIN20061026_070155_000000302052_00235_24337_3170.N1	26-OCT-2006 07:01:55	Bright	30.000	53	43Bet And	2.0480	3300.0	60	24337	No
85	GOM_NL__2PRFIN20061026_070742_000000322052_00235_24337_3171.N1	26-OCT-2006 07:07:42	Bright	31.500	68	18Alp Cas	2.2250	4500.0	63	24337	No
86	GOM_NL__2PRFIN20061026_070858_000000302052_00235_24337_3172.N1	26-OCT-2006 07:08:58	Bright	30.000	76	27Gam Cas	2.3000	30000.	60	24337	No
87	GOM_NL__2PRFIN20061026_071658_000000312052_00235_24337_3173.N1	26-OCT-2006 07:16:58	Bright	30.500	49	1Alp UMi	1.9900	6300.0	61	24337	No
88	GOM_NL__2PRFIN20061026_072031_000000292052_00235_24337_3174.N1	26-OCT-2006 07:20:31	Bright	29.000	60	7Bet UMi	2.0810	3950.0	58	24337	No
89	GOM_NL__2PRFIN20061026_072511_000000292052_00235_24337_3175.N1	26-OCT-2006 07:25:11	Bright	29.000	36	50Alp UMa	1.8000	6300.0	58	24337	No
90	GOM_NL__2PRFIN20061026_072629_000000282052_00235_24337_3176.N1	26-OCT-2006 07:26:29	Bright	28.000	32	77Eps UMa	1.7630	11000.	56	24337	No
91	GOM_NL__2PRFIN20061026_073021_000000302052_00235_24337_3177.N1	26-OCT-2006 07:30:21	Bright	30.000	174	52Psi UMa	3.0040	4400.0	60	24337	No
92	GOM_NL__2PRFIN20061026_073726_000000302052_00235_24337_3178.N1	26-OCT-2006 07:37:26	Bright	30.000	96	68Del Leo	2.5600	9300.0	60	24337	No
93	GOM_NL__2PRFIN20061026_073840_000000272052_00235_24337_3179.N1	26-OCT-2006 07:38:40	Bright	26.500	62	94Bet Leo	2.1360	9700.0	53	24337	No
94	GOM_NL__2PRFIN20061026_075705_000000332052_00235_24337_3180.N1	26-OCT-2006 07:57:05	Dark	32.500	113	Mu Vel	2.6920	5000.0	65	24337	No
95	GOM_NL__2PRFIN20061026_075901_000000262052_00235_24337_3181.N1	26-OCT-2006 07:59:01	Dark	26.000	65	Lam Vel	2.2040	4400.0	52	24337	No
96	GOM_NL__2PRFIN20061026_080150_000000342052_00236_24338_3162.N1	26-OCT-2006 08:01:50	Dark	34.000	46	Del Vel	1.9540	10600.	68	24338	No
97	GOM_NL__2PRFIN20061026_080331_000000332052_00236_24338_3163.N1	26-OCT-2006 08:03:31	Dark	33.000	29	Bet Car	1.6720	10200.	66	24338	No
98	GOM_NL__2PRFIN20061026_081432_000000332052_00236_24338_3164.N1	26-OCT-2006 08:14:32	Dark	32.500	143	Alp Hyi	2.8570	7200.0	65	24338	No
99	GOM_NL__2PRFIN20061026_081556_000000412052_00236_24338_3165.N1	26-OCT-2006 08:15:56	Dark	41.000	9	Alp Eri	0.45300	24000.	82	24338	No
100	GOM_NL__2PRFIN20061026_081900_000000352052_00236_24338_3166.N1	26-OCT-2006 08:19:00	Straylight	34.500	157	The1Eri	2.9060	9300.0	69	24338	No
101	GOM_NL__2PRFIN20061026_082719_000000382052_00236_24338_3167.N1	26-OCT-2006 08:27:19	Straylight	38.000	52	16Bet Cet	2.0370	4500.0	76	24338	No

102	GOM_NL__2PRFIN20061026_083648_000000292052_00236_24338_3168.N1	26-OCT-2006 08:36:48	Bright	29.000	140	88Gam Peg	2.8340	26000.	58	24338	No
103	GOM_NL__2PRFIN20061026_084040_000000322052_00236_24338_3169.N1	26-OCT-2006 08:40:40	Bright	31.500	58	21Alp And	2.0730	11000.	63	24338	No
104	GOM_NL__2PRFIN20061026_084230_000000342052_00236_24338_3170.N1	26-OCT-2006 08:42:30	Bright	33.500	53	43Bet And	2.0480	3300.0	67	24338	No
105	GOM_NL__2PRFIN20061026_084818_000000322052_00236_24338_3171.N1	26-OCT-2006 08:48:18	Bright	31.500	68	18Alp Cas	2.2250	4500.0	63	24338	No
106	GOM_NL__2PRFIN20061026_084934_000000302052_00236_24338_3172.N1	26-OCT-2006 08:49:34	Bright	30.000	76	27Gam Cas	2.3000	30000.	60	24338	No
107	GOM_NL__2PRFIN20061026_085733_000000282052_00236_24338_3173.N1	26-OCT-2006 08:57:33	Bright	27.500	49	1Alp UMi	1.9900	6300.0	55	24338	No
108	GOM_NL__2PRFIN20061026_090107_000000302052_00236_24338_3174.N1	26-OCT-2006 09:01:07	Bright	29.500	60	7Bet UMi	2.0810	3950.0	59	24338	No
109	GOM_NL__2PRFIN20061026_090547_000000312052_00236_24338_3175.N1	26-OCT-2006 09:05:47	Bright	31.000	36	50Alp UMa	1.8000	6300.0	62	24338	No
110	GOM_NL__2PRFIN20061026_090705_000000292052_00236_24338_3176.N1	26-OCT-2006 09:07:05	Bright	29.000	32	77Eps UMa	1.7630	11000.	58	24338	No
111	GOM_NL__2PRFIN20061026_091056_000000292052_00236_24338_3177.N1	26-OCT-2006 09:10:56	Bright	29.000	174	52Psi UMa	3.0040	4400.0	58	24338	No
112	GOM_NL__2PRFIN20061026_091802_000000312052_00236_24338_3178.N1	26-OCT-2006 09:18:02	Bright	30.500	96	68Del Leo	2.5600	9300.0	61	24338	No
113	GOM_NL__2PRFIN20061026_091916_000000282052_00236_24338_3179.N1	26-OCT-2006 09:19:16	Bright	27.500	62	94Bet Leo	2.1360	9700.0	55	24338	No
114	GOM_NL__2PRFIN20061026_093742_000000342052_00236_24338_3180.N1	26-OCT-2006 09:37:42	Dark	33.500	113	Mu Vel	2.6920	5000.0	67	24338	No
115	GOM_NL__2PRFIN20061026_094227_000000362052_00237_24339_3162.N1	26-OCT-2006 09:42:27	Dark	35.500	46	Del Vel	1.9540	10600.	71	24339	No
116	GOM_NL__2PRFIN20061026_094407_000000342052_00237_24339_3163.N1	26-OCT-2006 09:44:07	Dark	33.500	29	Bet Car	1.6720	10200.	67	24339	No
117	GOM_NL__2PRFIN20061026_095507_000000322052_00237_24339_3164.N1	26-OCT-2006 09:55:07	Dark	31.500	143	Alp Hyi	2.8570	7200.0	63	24339	No
118	GOM_NL__2PRFIN20061026_095632_000000432052_00237_24339_3165.N1	26-OCT-2006 09:56:32	Dark	42.500	9	Alp Eri	0.45300	24000.	85	24339	No
119	GOM_NL__2PRFIN20061026_095936_000000342052_00237_24339_3166.N1	26-OCT-2006 09:59:36	Straylight	34.000	157	The1Eri	2.9060	9300.0	68	24339	No
120	GOM_NL__2PRFIN20061026_100755_000000402052_00237_24339_3167.N1	26-OCT-2006 10:07:55	Straylight	40.000	52	16Bet Cet	2.0370	4500.0	80	24339	No
121	GOM_NL__2PRFIN20061026_101723_000000302052_00237_24339_3168.N1	26-OCT-2006 10:17:23	Bright	30.000	140	88Gam Peg	2.8340	26000.	60	24339	No
122	GOM_NL__2PRFIN20061026_102116_000000292052_00237_24339_3169.N1	26-OCT-2006 10:21:16	Bright	29.000	58	21Alp And	2.0730	11000.	58	24339	No
123	GOM_NL__2PRFIN20061026_102306_000000332052_00237_24339_3170.N1	26-OCT-2006 10:23:06	Bright	32.500	53	43Bet And	2.0480	3300.0	65	24339	No
124	GOM_NL__2PRFIN20061026_102854_000000322052_00237_24339_3171.N1	26-OCT-2006 10:28:54	Bright	31.500	68	18Alp Cas	2.2250	4500.0	63	24339	No
125	GOM_NL__2PRFIN20061026_103009_000000302052_00237_24339_3172.N1	26-OCT-2006 10:30:09	Bright	30.000	76	27Gam Cas	2.3000	30000.	60	24339	No
126	GOM_NL__2PRFIN20061026_103809_000000302052_00237_24339_3173.N1	26-OCT-2006 10:38:09	Bright	30.000	49	1Alp UMi	1.9900	6300.0	60	24339	No
127	GOM_NL__2PRFIN20061026_104143_000000322052_00237_24339_3174.N1	26-OCT-2006 10:41:43	Bright	31.500	60	7Bet UMi	2.0810	3950.0	63	24339	No
128	GOM_NL__2PRFIN20061026_104623_000000332052_00237_24339_3175.N1	26-OCT-2006 10:46:23	Bright	32.500	36	50Alp UMa	1.8000	6300.0	65	24339	No
129	GOM_NL__2PRFIN20061026_104741_000000282052_00237_24339_3176.N1	26-OCT-2006 10:47:41	Bright	28.000	32	77Eps UMa	1.7630	11000.	56	24339	No
130	GOM_NL__2PRFIN20061026_105132_000000352052_00237_24339_3177.N1	26-OCT-2006 10:51:32	Bright	34.500	174	52Psi UMa	3.0040	4400.0	69	24339	No
131	GOM_NL__2PRFIN20061026_105838_000000312052_00237_24339_3178.N1	26-OCT-2006 10:58:38	Bright	31.000	96	68Del Leo	2.5600	9300.0	62	24339	No
132	GOM_NL__2PRFIN20061026_105952_000000292052_00237_24339_3179.N1	26-OCT-2006 10:59:52	Bright	28.500	62	94Bet Leo	2.1360	9700.0	57	24339	No
133	GOM_NL__2PRFIN20061026_111818_000000372052_00237_24339_3180.N1	26-OCT-2006 11:18:18	Dark	37.000	113	Mu Vel	2.6920	5000.0	74	24339	No
134	GOM_NL__2PRFIN20061026_112304_000000362052_00238_24340_3162.N1	26-OCT-2006 11:23:04	Dark	35.500	46	Del Vel	1.9540	10600.	71	24340	No
135	GOM_NL__2PRFIN20061026_112444_000000332052_00238_24340_3163.N1	26-OCT-2006 11:24:44	Dark	32.500	29	Bet Car	1.6720	10200.	65	24340	No
136	GOM_NL__2PRFIN20061026_113543_000000322052_00238_24340_3164.N1	26-OCT-2006 11:35:43	Dark	31.500	143	Alp Hyi	2.8570	7200.0	63	24340	No
137	GOM_NL__2PRFIN20061026_113708_000000442052_00238_24340_3165.N1	26-OCT-2006 11:37:08	Dark	43.500	9	Alp Eri	0.45300	24000.	87	24340	No
138	GOM_NL__2PRFIN20061026_114013_000000372052_00238_24340_3166.N1	26-OCT-2006 11:40:13	Straylight	36.500	157	The1Eri	2.9060	9300.0	73	24340	No
139	GOM_NL__2PRFIN20061026_114831_000000382052_00238_24340_3167.N1	26-OCT-2006 11:48:31	Straylight	37.500	52	16Bet Cet	2.0370	4500.0	75	24340	No
140	GOM_NL__2PRFIN20061026_115759_000000302052_00238_24340_3168.N1	26-OCT-2006 11:57:59	Bright	30.000	140	88Gam Peg	2.8340	26000.	60	24340	No
141	GOM_NL__2PRFIN20061026_120152_000000312052_00238_24340_3169.N1	26-OCT-2006 12:01:52	Bright	31.000	58	21Alp And	2.0730	11000.	62	24340	No
142	GOM_NL__2PRFIN20061026_120342_000000302052_00238_24340_3170.N1	26-OCT-2006 12:03:42	Bright	30.000	53	43Bet And	2.0480	3300.0	60	24340	No
143	GOM_NL__2PRFIN20061026_120930_000000302052_00238_24340_3171.N1	26-OCT-2006 12:09:30	Bright	30.000	68	18Alp Cas	2.2250	4500.0	60	24340	No
144	GOM_NL__2PRFIN20061026_121045_000000312052_00238_24340_3172.N1	26-OCT-2006 12:10:45	Bright	31.000	76	27Gam Cas	2.3000	30000.	62	24340	No
145	GOM_NL__2PRFIN20061026_121845_000000322052_00238_24340_3173.N1	26-OCT-2006 12:18:45	Bright	31.500	49	1Alp UMi	1.9900	6300.0	63	24340	No
146	GOM_NL__2PRFIN20061026_122219_000000312052_00238_24340_3174.N1	26-OCT-2006 12:22:19	Bright	30.500	60	7Bet UMi	2.0810	3950.0	61	24340	No
147	GOM_NL__2PRFIN20061026_122659_000000312052_00238_24340_3175.N1	26-OCT-2006 12:26:59	Bright	30.500	36	50Alp UMa	1.8000	6300.0	61	24340	No
148	GOM_NL__2PRFIN20061026_122817_000000272052_00238_24340_3176.N1	26-OCT-2006 12:28:17	Bright	27.000	32	77Eps UMa	1.7630	11000.	54	24340	No
149	GOM_NL__2PRFIN20061026_123208_000000332052_00238_24340_3177.N1	26-OCT-2006 12:32:08	Bright	32.500	174	52Psi UMa	3.0040	4400.0	65	24340	No
150	GOM_NL__2PRFIN20061026_123914_000000312052_00238_24340_3178.N1	26-OCT-2006 12:39:14	Bright	30.500	96	68Del Leo	2.5600	9300.0	61	24340	No
151	GOM_NL__2PRFIN20061026_124028_000000282052_00238_24340_3179.N1	26-OCT-2006 12:40:28	Bright	28.000	62	94Bet Leo	2.1360	9700.0	56	24340	No
152	GOM_NL__2PRFIN20061026_125854_000000322052_00238_24340_3180.N1	26-OCT-2006 12:58:54	Dark	31.500	113	Mu Vel	2.6920	5000.0	63	24340	No
153	GOM_NL__2PRFIN20061026_130340_000000332052_00239_24341_3162.N1	26-OCT-2006 13:03:40	Dark	33.000	46	Del Vel	1.9540	10600.	66	24341	No
154	GOM_NL__2PRFIN20061026_130520_000000342052_00239_24341_3163.N1	26-OCT-2006 13:05:20	Dark	33.500	29	Bet Car	1.6720	10200.	67	24341	No
155	GOM_NL__2PRFIN20061026_131620_000000322052_00239_24341_3164.N1	26-OCT-2006 13:16:20	Dark	32.000	143	Alp Hyi	2.8570	7200.0	64	24341	No
156	GOM_NL__2PRFIN20061026_131744_000000392052_00239_24341_3165.N1	26-OCT-2006 13:17:44	Dark	38.500	9	Alp Eri	0.45300	24000.	77	24341	No
157	GOM_NL__2PRFIN20061026_132049_000000342052_00239_24341_3166.N1	26-OCT-2006 13:20:49	Straylight	34.000	157	The1Eri	2.9060	9300.0	68	24341	No
158	GOM_NL__2PRFIN20061026_132907_000000382052_00239_24341_3167.N1	26-OCT-2006 13:29:07	Straylight	37.500	52	16Bet Cet	2.0370	4500.0	75	24341	No
159	GOM_NL__2PRFIN20061026_133836_000000292052_00239_24341_3168.N1	26-OCT-2006 13:38:36	Bright	29.000	140	88Gam Peg	2.8340	26000.	58	24341	No
160	GOM_NL__2PRFIN20061026_134229_000000312052_00239_24341_3169.N1	26-OCT-2006 13:42:29	Bright	30.500	58	21Alp And	2.0730	11000.	61	24341	No

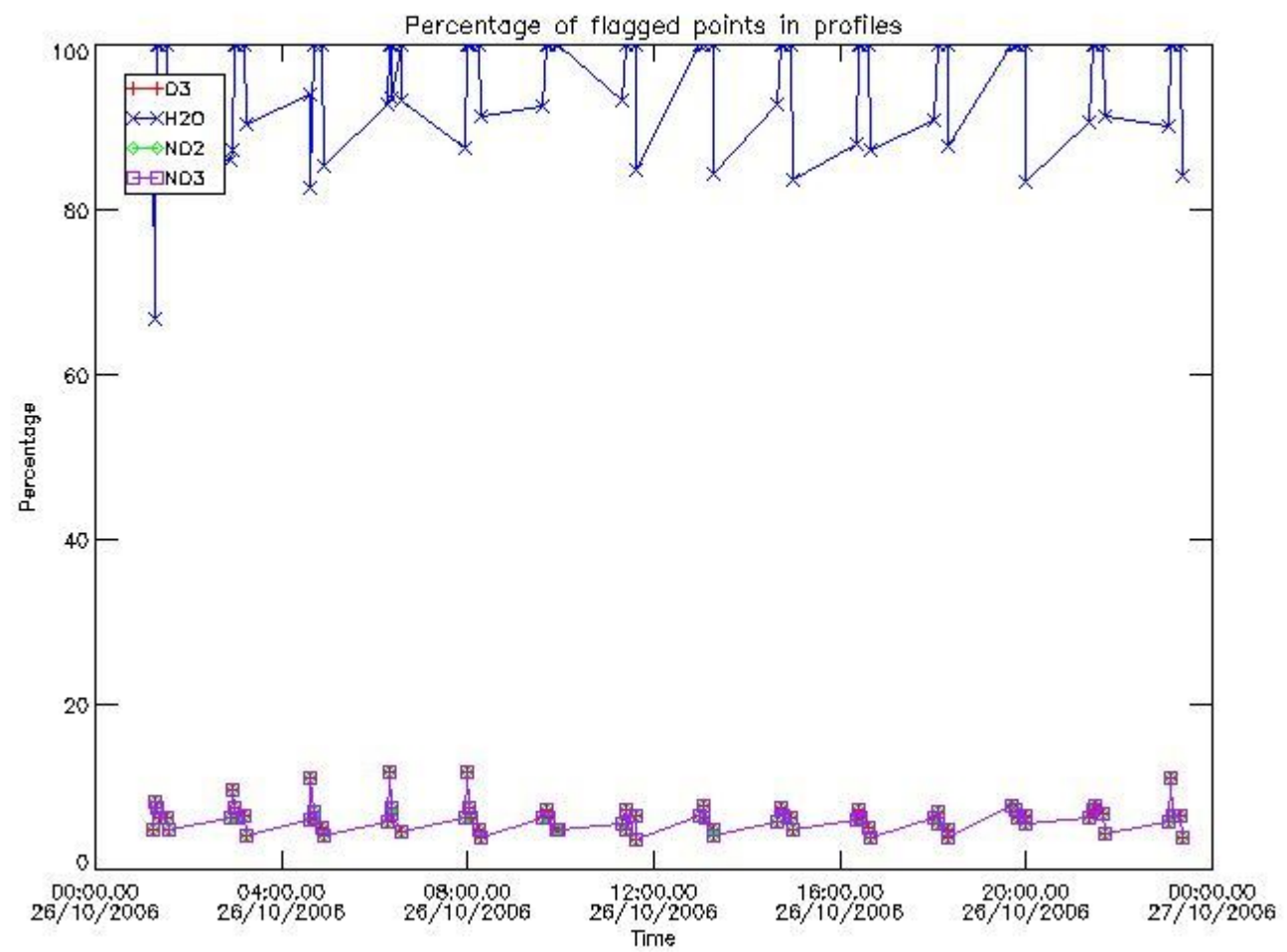
161	GOM_NL__2PRFIN20061026_134418_000000312052_00239_24341_3170.N1	26-OCT-2006 13:44:18	Bright	31.000	53	43Bet And	2.0480	3300.0	62	24341	No
162	GOM_NL__2PRFIN20061026_135005_000000312052_00239_24341_3171.N1	26-OCT-2006 13:50:05	Bright	31.000	68	18Alp Cas	2.2250	4500.0	62	24341	No
163	GOM_NL__2PRFIN20061026_135121_000000312052_00239_24341_3172.N1	26-OCT-2006 13:51:21	Bright	30.500	76	27Gam Cas	2.3000	30000.	61	24341	No
164	GOM_NL__2PRFIN20061026_135921_000000262052_00239_24341_3173.N1	26-OCT-2006 13:59:21	Bright	26.000	49	1Alp UMi	1.9900	6300.0	52	24341	No
165	GOM_NL__2PRFIN20061026_140255_000000302052_00239_24341_3174.N1	26-OCT-2006 14:02:55	Bright	29.500	60	7Bet UMi	2.0810	3950.0	59	24341	No
166	GOM_NL__2PRFIN20061026_140735_000000322052_00239_24341_3175.N1	26-OCT-2006 14:07:35	Bright	32.000	36	50Alp UMa	1.8000	6300.0	64	24341	No
167	GOM_NL__2PRFIN20061026_140853_000000282052_00239_24341_3176.N1	26-OCT-2006 14:08:53	Bright	28.000	32	77Eps UMa	1.7630	11000.	56	24341	No
168	GOM_NL__2PRFIN20061026_141244_000000302052_00239_24341_3177.N1	26-OCT-2006 14:12:44	Bright	30.000	174	52Psi UMa	3.0040	4400.0	60	24341	No
169	GOM_NL__2PRFIN20061026_141951_000000302052_00239_24341_3178.N1	26-OCT-2006 14:19:51	Bright	30.000	96	68Del Leo	2.5600	9300.0	60	24341	No
170	GOM_NL__2PRFIN20061026_142104_000000292052_00239_24341_3179.N1	26-OCT-2006 14:21:04	Bright	28.500	62	94Bet Leo	2.1360	9700.0	57	24341	No
171	GOM_NL__2PRFIN20061026_143930_000000352052_00239_24341_3180.N1	26-OCT-2006 14:39:30	Dark	35.000	113	Mu Vel	2.6920	5000.0	70	24341	No
172	GOM_NL__2PRFIN20061026_144417_000000342052_00240_24342_3162.N1	26-OCT-2006 14:44:17	Dark	34.000	46	Del Vel	1.9540	10600.	68	24342	No
173	GOM_NL__2PRFIN20061026_144556_000000322052_00240_24342_3163.N1	26-OCT-2006 14:45:56	Dark	31.500	29	Bet Car	1.6720	10200.	63	24342	No
174	GOM_NL__2PRFIN20061026_145656_000000332052_00240_24342_3164.N1	26-OCT-2006 14:56:56	Dark	32.500	143	Alp Hyi	2.8570	7200.0	65	24342	No
175	GOM_NL__2PRFIN20061026_145820_000000432052_00240_24342_3165.N1	26-OCT-2006 14:58:20	Dark	43.000	9	Alp Eri	0.45300	24000.	86	24342	No
176	GOM_NL__2PRFIN20061026_150125_000000372052_00240_24342_3166.N1	26-OCT-2006 15:01:25	Straylight	36.500	157	The1Eri	2.9060	9300.0	73	24342	No
177	GOM_NL__2PRFIN20061026_150943_000000392052_00240_24342_3167.N1	26-OCT-2006 15:09:43	Straylight	39.000	52	16Bet Cet	2.0370	4500.0	78	24342	No
178	GOM_NL__2PRFIN20061026_151912_000000312052_00240_24342_3168.N1	26-OCT-2006 15:19:12	Bright	30.500	140	88Gam Peg	2.8340	26000.	61	24342	No
179	GOM_NL__2PRFIN20061026_152305_000000302052_00240_24342_3169.N1	26-OCT-2006 15:23:05	Bright	29.500	58	21Alp And	2.0730	11000.	59	24342	No
180	GOM_NL__2PRFIN20061026_152454_000000322052_00240_24342_3170.N1	26-OCT-2006 15:24:54	Bright	32.000	53	43Bet And	2.0480	3300.0	64	24342	No
181	GOM_NL__2PRFIN20061026_153041_000000312052_00240_24342_3171.N1	26-OCT-2006 15:30:41	Bright	30.500	68	18Alp Cas	2.2250	4500.0	61	24342	No
182	GOM_NL__2PRFIN20061026_153157_000000302052_00240_24342_3172.N1	26-OCT-2006 15:31:57	Bright	29.500	76	27Gam Cas	2.3000	30000.	59	24342	No
183	GOM_NL__2PRFIN20061026_153957_000000302052_00240_24342_3173.N1	26-OCT-2006 15:39:57	Bright	29.500	49	1Alp UMi	1.9900	6300.0	59	24342	No
184	GOM_NL__2PRFIN20061026_154331_000000302052_00240_24342_3174.N1	26-OCT-2006 15:43:31	Bright	29.500	60	7Bet UMi	2.0810	3950.0	59	24342	No
185	GOM_NL__2PRFIN20061026_154811_000000332052_00240_24342_3175.N1	26-OCT-2006 15:48:11	Bright	32.500	36	50Alp UMa	1.8000	6300.0	65	24342	No
186	GOM_NL__2PRFIN20061026_154929_000000282052_00240_24342_3176.N1	26-OCT-2006 15:49:29	Bright	28.000	32	77Eps UMa	1.7630	11000.	56	24342	No
187	GOM_NL__2PRFIN20061026_155320_000000322052_00240_24342_3177.N1	26-OCT-2006 15:53:20	Bright	31.500	174	52Psi UMa	3.0040	4400.0	63	24342	No
188	GOM_NL__2PRFIN20061026_160027_000000302052_00240_24342_3178.N1	26-OCT-2006 16:00:27	Bright	29.500	96	68Del Leo	2.5600	9300.0	59	24342	No
189	GOM_NL__2PRFIN20061026_160140_000000282052_00240_24342_3179.N1	26-OCT-2006 16:01:40	Bright	28.000	62	94Bet Leo	2.1360	9700.0	56	24342	No
190	GOM_NL__2PRFIN20061026_162007_000000342052_00240_24342_3180.N1	26-OCT-2006 16:20:07	Dark	34.000	113	Mu Vel	2.6920	5000.0	68	24342	No
191	GOM_NL__2PRFIN20061026_162453_000000352052_00241_24343_3162.N1	26-OCT-2006 16:24:53	Dark	35.000	46	Del Vel	1.9540	10600.	70	24343	No
192	GOM_NL__2PRFIN20061026_162632_000000342052_00241_24343_3163.N1	26-OCT-2006 16:26:32	Dark	33.500	29	Bet Car	1.6720	10200.	67	24343	No
193	GOM_NL__2PRFIN20061026_163732_000000312052_00241_24343_3164.N1	26-OCT-2006 16:37:32	Dark	31.000	143	Alp Hyi	2.8570	7200.0	62	24343	No
194	GOM_NL__2PRFIN20061026_163856_000000402052_00241_24343_3165.N1	26-OCT-2006 16:38:56	Dark	39.500	9	Alp Eri	0.45300	24000.	79	24343	No
195	GOM_NL__2PRFIN20061026_164202_000000362052_00241_24343_3166.N1	26-OCT-2006 16:42:02	Straylight	35.500	157	The1Eri	2.9060	9300.0	71	24343	No
196	GOM_NL__2PRFIN20061026_165019_000000402052_00241_24343_3167.N1	26-OCT-2006 16:50:19	Straylight	40.000	52	16Bet Cet	2.0370	4500.0	80	24343	No
197	GOM_NL__2PRFIN20061026_165948_000000302052_00241_24343_3168.N1	26-OCT-2006 16:59:48	Bright	30.000	140	88Gam Peg	2.8340	26000.	60	24343	No
198	GOM_NL__2PRFIN20061026_170341_000000312052_00241_24343_3169.N1	26-OCT-2006 17:03:41	Bright	31.000	58	21Alp And	2.0730	11000.	62	24343	No
199	GOM_NL__2PRFIN20061026_170530_000000332052_00241_24343_3170.N1	26-OCT-2006 17:05:30	Bright	33.000	53	43Bet And	2.0480	3300.0	66	24343	No
200	GOM_NL__2PRFIN20061026_171117_000000312052_00241_24343_3171.N1	26-OCT-2006 17:11:17	Bright	30.500	68	18Alp Cas	2.2250	4500.0	61	24343	No
201	GOM_NL__2PRFIN20061026_171233_000000302052_00241_24343_3172.N1	26-OCT-2006 17:12:33	Bright	30.000	76	27Gam Cas	2.3000	30000.	60	24343	No
202	GOM_NL__2PRFIN20061026_172033_000000302052_00241_24343_3173.N1	26-OCT-2006 17:20:33	Bright	29.500	49	1Alp UMi	1.9900	6300.0	59	24343	No
203	GOM_NL__2PRFIN20061026_172407_000000302052_00241_24343_3174.N1	26-OCT-2006 17:24:07	Bright	30.000	60	7Bet UMi	2.0810	3950.0	60	24343	No
204	GOM_NL__2PRFIN20061026_172847_000000302052_00241_24343_3175.N1	26-OCT-2006 17:28:47	Bright	29.500	36	50Alp UMa	1.8000	6300.0	59	24343	No
205	GOM_NL__2PRFIN20061026_173005_000000282052_00241_24343_3176.N1	26-OCT-2006 17:30:05	Bright	28.000	32	77Eps UMa	1.7630	11000.	56	24343	No
206	GOM_NL__2PRFIN20061026_173356_000000492052_00241_24343_3177.N1	26-OCT-2006 17:33:56	Bright	49.000	174	52Psi UMa	3.0040	4400.0	98	24343	No
207	GOM_NL__2PRFIN20061026_174103_000000312052_00241_24343_3178.N1	26-OCT-2006 17:41:03	Bright	31.000	96	68Del Leo	2.5600	9300.0	62	24343	No
208	GOM_NL__2PRFIN20061026_174216_000000292052_00241_24343_3179.N1	26-OCT-2006 17:42:16	Bright	28.500	62	94Bet Leo	2.1360	9700.0	57	24343	No
209	GOM_NL__2PRFIN20061026_180043_000000342052_00241_24343_3180.N1	26-OCT-2006 18:00:43	Dark	33.500	113	Mu Vel	2.6920	5000.0	67	24343	No
210	GOM_NL__2PRFIN20061026_180530_000000372052_00242_24344_3162.N1	26-OCT-2006 18:05:30	Dark	36.500	46	Del Vel	1.9540	10600.	73	24344	No
211	GOM_NL__2PRFIN20061026_180708_000000382052_00242_24344_3163.N1	26-OCT-2006 18:07:08	Dark	37.500	29	Bet Car	1.6720	10200.	75	24344	No
212	GOM_NL__2PRFIN20061026_181808_000000322052_00242_24344_3164.N1	26-OCT-2006 18:18:08	Dark	32.000	143	Alp Hyi	2.8570	7200.0	64	24344	No
213	GOM_NL__2PRFIN20061026_181933_000000412052_00242_24344_3165.N1	26-OCT-2006 18:19:33	Dark	41.000	9	Alp Eri	0.45300	24000.	82	24344	No
214	GOM_NL__2PRFIN20061026_182238_000000372052_00242_24344_3166.N1	26-OCT-2006 18:22:38	Straylight	37.000	157	The1Eri	2.9060	9300.0	74	24344	No
215	GOM_NL__2PRFIN20061026_183055_000000372052_00242_24344_3167.N1	26-OCT-2006 18:30:55	Straylight	37.000	52	16Bet Cet	2.0370	4500.0	74	24344	No
216	GOM_NL__2PRFIN20061026_184024_000000302052_00242_24344_3168.N1	26-OCT-2006 18:40:24	Bright	30.000	140	88Gam Peg	2.8340	26000.	60	24344	No
217	GOM_NL__2PRFIN20061026_184417_000000312052_00242_24344_3169.N1	26-OCT-2006 18:44:17	Bright	30.500	58	21Alp And	2.0730	11000.	61	24344	No
218	GOM_NL__2PRFIN20061026_184605_000000322052_00242_24344_3170.N1	26-OCT-2006 18:46:05	Bright	31.500	53	43Bet And	2.0480	3300.0	63	24344	No
219	GOM_NL__2PRFIN20061026_185153_000000312052_00242_24344_3171.N1	26-OCT-2006 18:51:53	Bright	31.000	68	18Alp Cas	2.2250	4500.0	62	24344	No

220	GOM_NL__2PRFIN20061026_185308_000000302052_00242_24344_3172.N1	26-OCT-2006 18:53:08	Bright	30.000	76	27Gam Cas	2.3000	30000.	60	24344	No
221	GOM_NL__2PRFIN20061026_190109_000000322052_00242_24344_3173.N1	26-OCT-2006 19:01:09	Bright	31.500	49	1Alp UMi	1.9900	6300.0	63	24344	No
222	GOM_NL__2PRFIN20061026_190444_000000312052_00242_24344_3174.N1	26-OCT-2006 19:04:44	Bright	31.000	60	7Bet UMi	2.0810	3950.0	62	24344	No
223	GOM_NL__2PRFIN20061026_190923_000000332052_00242_24344_3175.N1	26-OCT-2006 19:09:23	Bright	33.000	36	50Alp UMa	1.8000	6300.0	66	24344	No
224	GOM_NL__2PRFIN20061026_191041_000000312052_00242_24344_3176.N1	26-OCT-2006 19:10:41	Bright	31.000	32	77Eps UMa	1.7630	11000.	62	24344	No
225	GOM_NL__2PRFIN20061026_191432_000000322052_00242_24344_3177.N1	26-OCT-2006 19:14:32	Bright	31.500	174	52Psi UMa	3.0040	4400.0	63	24344	No
226	GOM_NL__2PRFIN20061026_192139_000000312052_00242_24344_3178.N1	26-OCT-2006 19:21:39	Bright	30.500	96	68Del Leo	2.5600	9300.0	61	24344	No
227	GOM_NL__2PRFIN20061026_192252_000000282052_00242_24344_3179.N1	26-OCT-2006 19:22:52	Bright	28.000	62	94Bet Leo	2.1360	9700.0	56	24344	No
228	GOM_NL__2PRFIN20061026_194119_000000342052_00242_24344_3180.N1	26-OCT-2006 19:41:19	Dark	33.500	113	Mu Vel	2.6920	5000.0	67	24344	No
229	GOM_NL__2PRFIN20061026_194606_000000362052_00243_24345_3222.N1	26-OCT-2006 19:46:06	Dark	35.500	46	Del Vel	1.9540	10600.	71	24345	No
230	GOM_NL__2PRFIN20061026_194745_000000342052_00243_24345_3223.N1	26-OCT-2006 19:47:45	Dark	33.500	29	Bet Car	1.6720	10200.	67	24345	No
231	GOM_NL__2PRFIN20061026_195844_000000322052_00243_24345_3224.N1	26-OCT-2006 19:58:44	Dark	31.500	143	Alp Hyi	2.8570	7200.0	63	24345	No
232	GOM_NL__2PRFIN20061026_200009_000000372052_00243_24345_3225.N1	26-OCT-2006 20:00:09	Dark	36.500	9	Alp Eri	0.45300	24000.	73	24345	No
233	GOM_NL__2PRFIN20061026_200314_000000352052_00243_24345_3226.N1	26-OCT-2006 20:03:14	Straylight	34.500	157	The1Eri	2.9060	9300.0	69	24345	No
234	GOM_NL__2PRFIN20061026_201132_000000382052_00243_24345_3227.N1	26-OCT-2006 20:11:32	Straylight	38.000	52	16Bet Cet	2.0370	4500.0	76	24345	No
235	GOM_NL__2PRFIN20061026_202100_000000292052_00243_24345_3228.N1	26-OCT-2006 20:21:00	Bright	29.000	140	88Gam Peg	2.8340	26000.	58	24345	No
236	GOM_NL__2PRFIN20061026_202453_000000312052_00243_24345_3229.N1	26-OCT-2006 20:24:53	Bright	30.500	58	21Alp And	2.0730	11000.	61	24345	No
237	GOM_NL__2PRFIN20061026_202641_000000332052_00243_24345_3230.N1	26-OCT-2006 20:26:41	Bright	32.500	53	43Bet And	2.0480	3300.0	65	24345	No
238	GOM_NL__2PRFIN20061026_203229_000000322052_00243_24345_3231.N1	26-OCT-2006 20:32:29	Bright	31.500	68	18Alp Cas	2.2250	4500.0	63	24345	No
239	GOM_NL__2PRFIN20061026_203344_000000312052_00243_24345_3232.N1	26-OCT-2006 20:33:44	Bright	31.000	76	27Gam Cas	2.3000	30000.	62	24345	No
240	GOM_NL__2PRFIN20061026_204145_000000302052_00243_24345_3233.N1	26-OCT-2006 20:41:45	Bright	29.500	49	1Alp UMi	1.9900	6300.0	59	24345	No
241	GOM_NL__2PRFIN20061026_204520_000000272052_00243_24345_3234.N1	26-OCT-2006 20:45:20	Bright	27.000	60	7Bet UMi	2.0810	3950.0	54	24345	No
242	GOM_NL__2PRFIN20061026_204958_000000332052_00243_24345_3235.N1	26-OCT-2006 20:49:58	Bright	32.500	36	50Alp UMa	1.8000	6300.0	65	24345	No
243	GOM_NL__2PRFIN20061026_205118_000000312052_00243_24345_3236.N1	26-OCT-2006 20:51:18	Bright	31.000	32	77Eps UMa	1.7630	11000.	62	24345	No
244	GOM_NL__2PRFIN20061026_205508_000000302052_00243_24345_3237.N1	26-OCT-2006 20:55:08	Bright	30.000	174	52Psi UMa	3.0040	4400.0	60	24345	No
245	GOM_NL__2PRFIN20061026_210215_000000312052_00243_24345_3238.N1	26-OCT-2006 21:02:15	Bright	31.000	96	68Del Leo	2.5600	9300.0	62	24345	No
246	GOM_NL__2PRFIN20061026_210329_000000282052_00243_24345_3239.N1	26-OCT-2006 21:03:29	Bright	28.000	62	94Bet Leo	2.1360	9700.0	56	24345	No
247	GOM_NL__2PRFIN20061026_212155_000000332052_00243_24345_3240.N1	26-OCT-2006 21:21:55	Dark	32.500	113	Mu Vel	2.6920	5000.0	65	24345	No
248	GOM_NL__2PRFIN20061026_212643_000000352052_00244_24346_3222.N1	26-OCT-2006 21:26:43	Dark	35.000	46	Del Vel	1.9540	10600.	70	24346	No
249	GOM_NL__2PRFIN20061026_212821_000000342052_00244_24346_3223.N1	26-OCT-2006 21:28:21	Dark	33.500	29	Bet Car	1.6720	10200.	67	24346	No
250	GOM_NL__2PRFIN20061026_213920_000000312052_00244_24346_3224.N1	26-OCT-2006 21:39:20	Dark	31.000	143	Alp Hyi	2.8570	7200.0	62	24346	No
251	GOM_NL__2PRFIN20061026_214045_000000352052_00244_24346_3225.N1	26-OCT-2006 21:40:45	Dark	35.000	9	Alp Eri	0.45300	24000.	70	24346	No
252	GOM_NL__2PRFIN20061026_214351_000000352052_00244_24346_3226.N1	26-OCT-2006 21:43:51	Straylight	34.500	157	The1Eri	2.9060	9300.0	69	24346	No
253	GOM_NL__2PRFIN20061026_215207_000000372052_00244_24346_3227.N1	26-OCT-2006 21:52:07	Straylight	37.000	52	16Bet Cet	2.0370	4500.0	74	24346	No
254	GOM_NL__2PRFIN20061026_220136_000000302052_00244_24346_3228.N1	26-OCT-2006 22:01:36	Bright	29.500	140	88Gam Peg	2.8340	26000.	59	24346	No
255	GOM_NL__2PRFIN20061026_220529_000000312052_00244_24346_3229.N1	26-OCT-2006 22:05:29	Bright	30.500	58	21Alp And	2.0730	11000.	61	24346	No
256	GOM_NL__2PRFIN20061026_220717_000000312052_00244_24346_3230.N1	26-OCT-2006 22:07:17	Bright	31.000	53	43Bet And	2.0480	3300.0	62	24346	No
257	GOM_NL__2PRFIN20061026_221305_000000322052_00244_24346_3231.N1	26-OCT-2006 22:13:05	Bright	31.500	68	18Alp Cas	2.2250	4500.0	63	24346	No
258	GOM_NL__2PRFIN20061026_221420_000000312052_00244_24346_3232.N1	26-OCT-2006 22:14:20	Bright	30.500	76	27Gam Cas	2.3000	30000.	61	24346	No
259	GOM_NL__2PRFIN20061026_222221_000000272052_00244_24346_3233.N1	26-OCT-2006 22:22:21	Bright	27.000	49	1Alp UMi	1.9900	6300.0	54	24346	No
260	GOM_NL__2PRFIN20061026_222556_000000312052_00244_24346_3234.N1	26-OCT-2006 22:25:56	Bright	31.000	60	7Bet UMi	2.0810	3950.0	62	24346	No
261	GOM_NL__2PRFIN20061026_223034_000000322052_00244_24346_3235.N1	26-OCT-2006 22:30:34	Bright	32.000	36	50Alp UMa	1.8000	6300.0	64	24346	No
262	GOM_NL__2PRFIN20061026_223153_000000312052_00244_24346_3236.N1	26-OCT-2006 22:31:53	Bright	31.000	32	77Eps UMa	1.7630	11000.	62	24346	No
263	GOM_NL__2PRFIN20061026_223544_000000322052_00244_24346_3237.N1	26-OCT-2006 22:35:44	Bright	31.500	174	52Psi UMa	3.0040	4400.0	63	24346	No
264	GOM_NL__2PRFIN20061026_224251_000000292052_00244_24346_3238.N1	26-OCT-2006 22:42:51	Bright	29.000	96	68Del Leo	2.5600	9300.0	58	24346	No
265	GOM_NL__2PRFIN20061026_224405_000000272052_00244_24346_3239.N1	26-OCT-2006 22:44:05	Bright	26.500	62	94Bet Leo	2.1360	9700.0	53	24346	No
266	GOM_NL__2PRFIN20061026_230232_000000362052_00244_24346_3240.N1	26-OCT-2006 23:02:32	Dark	35.500	113	Mu Vel	2.6920	5000.0	71	24346	No
267	GOM_NL__2PRFIN20061026_230719_000000372052_00245_24347_3222.N1	26-OCT-2006 23:07:19	Dark	36.500	46	Del Vel	1.9540	10600.	73	24347	No
268	GOM_NL__2PRFIN20061026_230857_000000322052_00245_24347_3223.N1	26-OCT-2006 23:08:57	Dark	32.000	29	Bet Car	1.6720	10200.	64	24347	No
269	GOM_NL__2PRFIN20061026_231956_000000322052_00245_24347_3224.N1	26-OCT-2006 23:19:56	Dark	31.500	143	Alp Hyi	2.8570	7200.0	63	24347	No
270	GOM_NL__2PRFIN20061026_232121_000000422052_00245_24347_3225.N1	26-OCT-2006 23:21:21	Dark	41.500	9	Alp Eri	0.45300	24000.	83	24347	No
271	GOM_NL__2PRFIN20061026_232427_000000372052_00245_24347_3226.N1	26-OCT-2006 23:24:27	Straylight	37.000	157	The1Eri	2.9060	9300.0	74	24347	No

3. Quality information per product


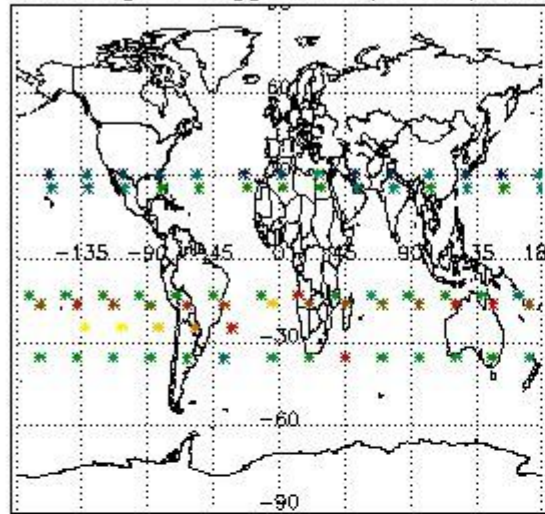
In this section it is plotted some information contained in the Quality Summary data set of the level 2 products. Only products in dark limb conditions and without errors (error flag in the MPH set to "0") are used.

3.1 Plot quality information per product (time dependant)

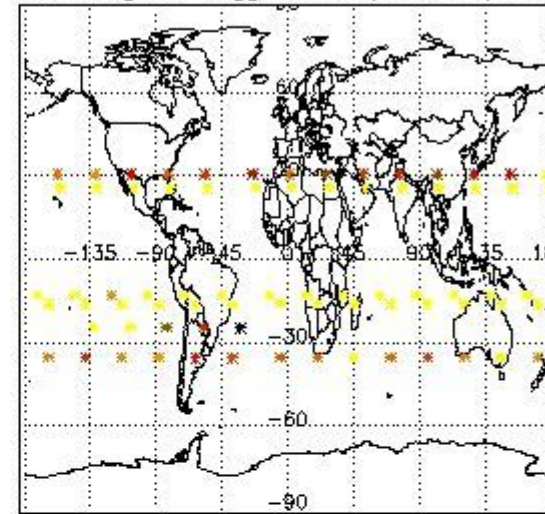


3.2 Plot quality information per product (world map)


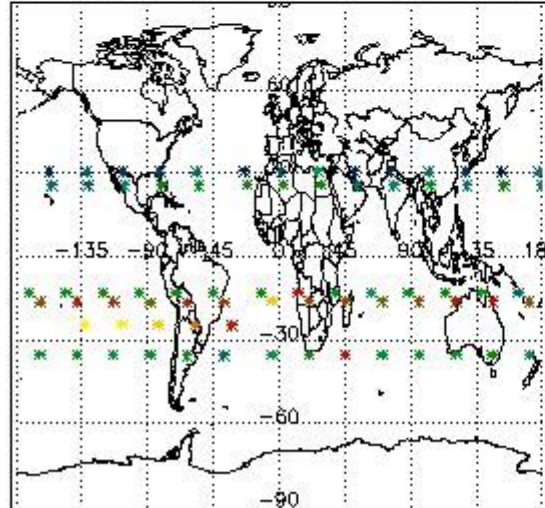
Percentage of flagged data per O3 profile



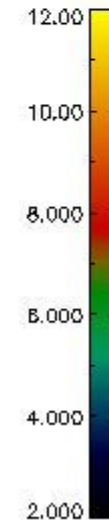
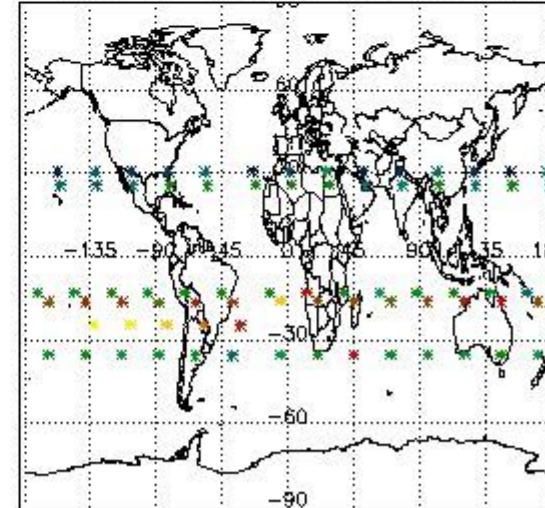
Percentage of flagged data per H2O profile



Percentage of flagged data per NO2 profile



Percentage of flagged data per NO3 profile

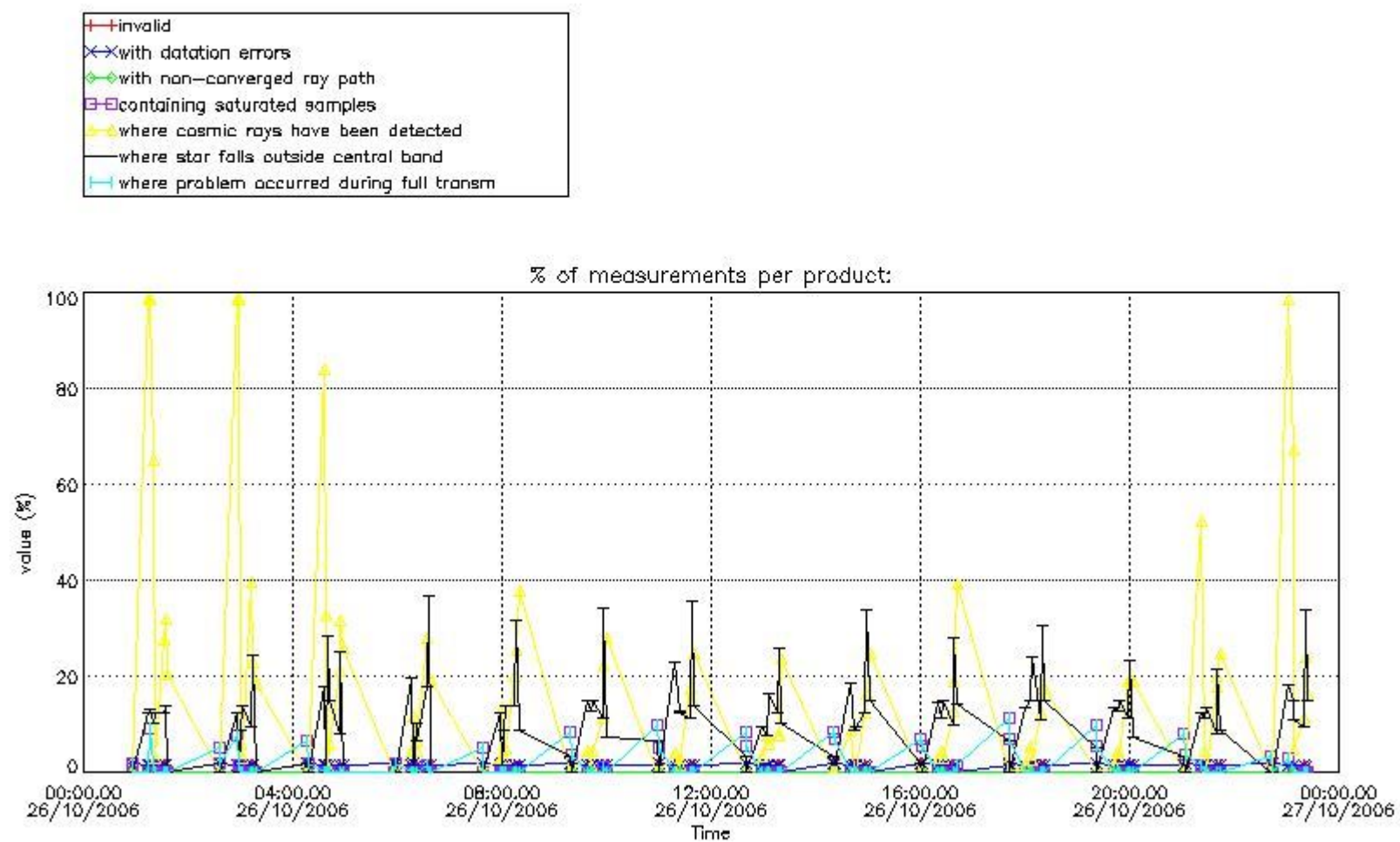


4. Level 1 quality information per product

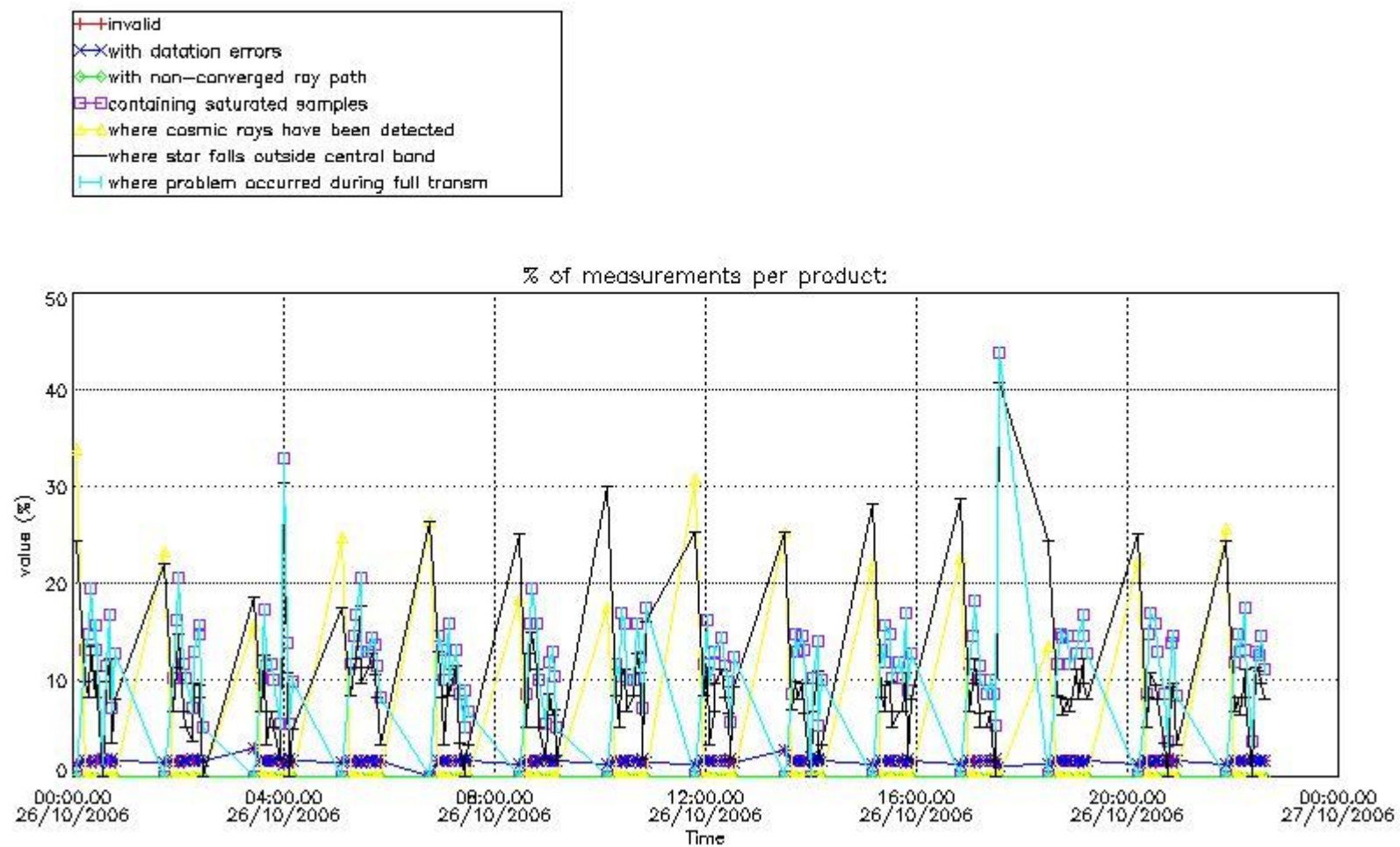
In this section it is plotted some information contained in the Quality Summary data set of the level 2 products that comes from the level 1b processing. Products without errors (error flag in the MPH set to "0") are used.

4.1 Plot quality information per product (time dependant) coming from level 1b processing

4.1.1 Plot level 1 quality information per product (time dependant): ENVISAT ASCENDING passes



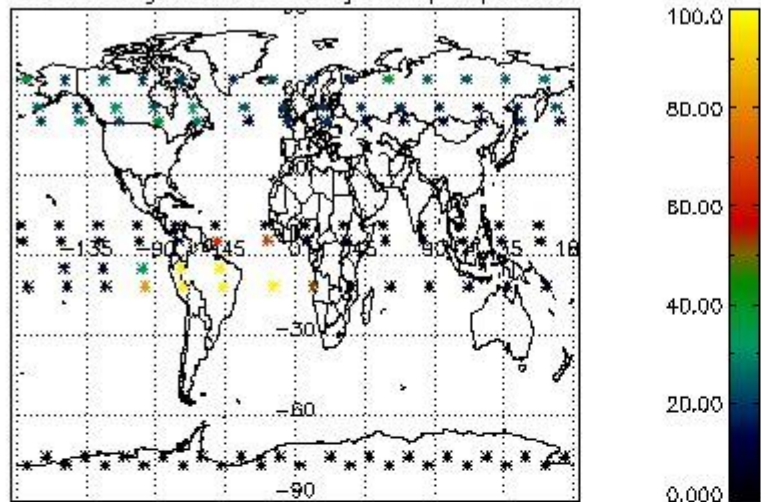
4.1.2 Plot level 1 quality information per product (time dependant): ENVI SAT DESCENDING passes



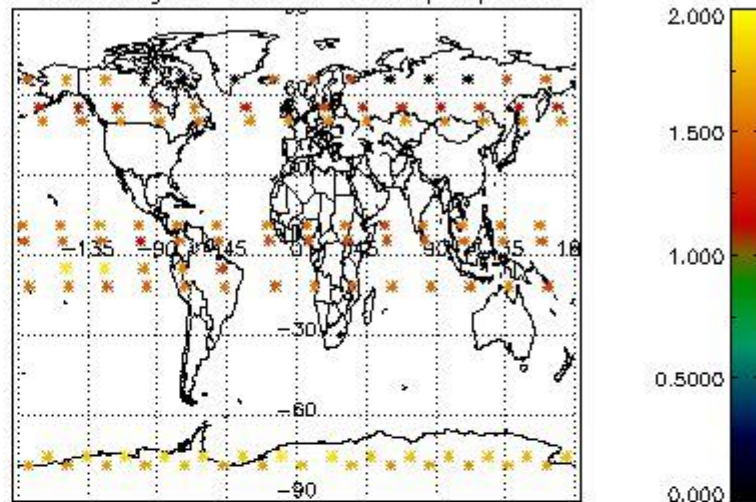
4.2 Plot quality information per product coming from level 1b processing (world map)

4.2.1 Plot level 1 quality information per product (world map): ENVISAT ASCENDING passes

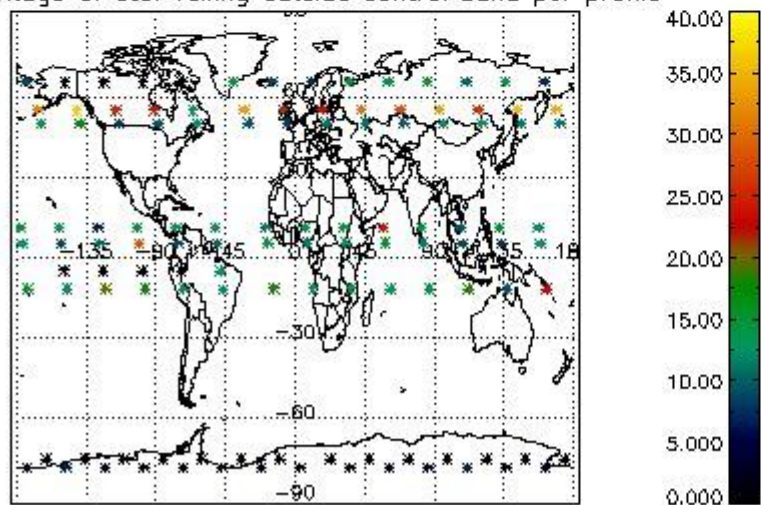
Percentage of cosmic ray hits per profile



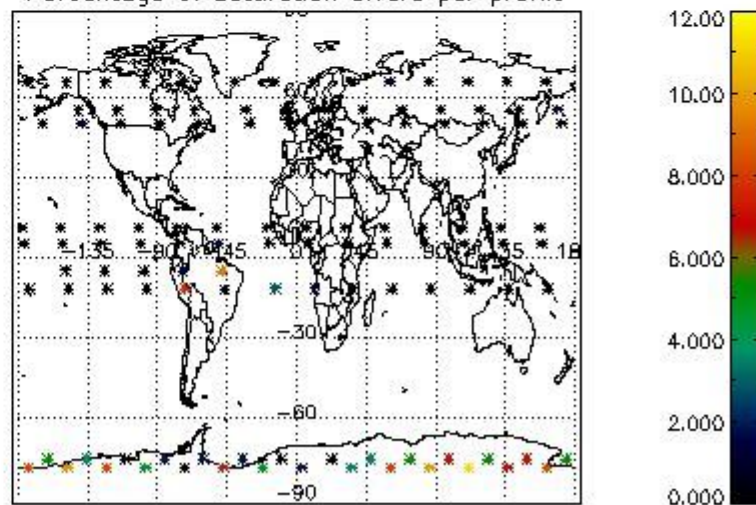
Percentage of datation errors per profile



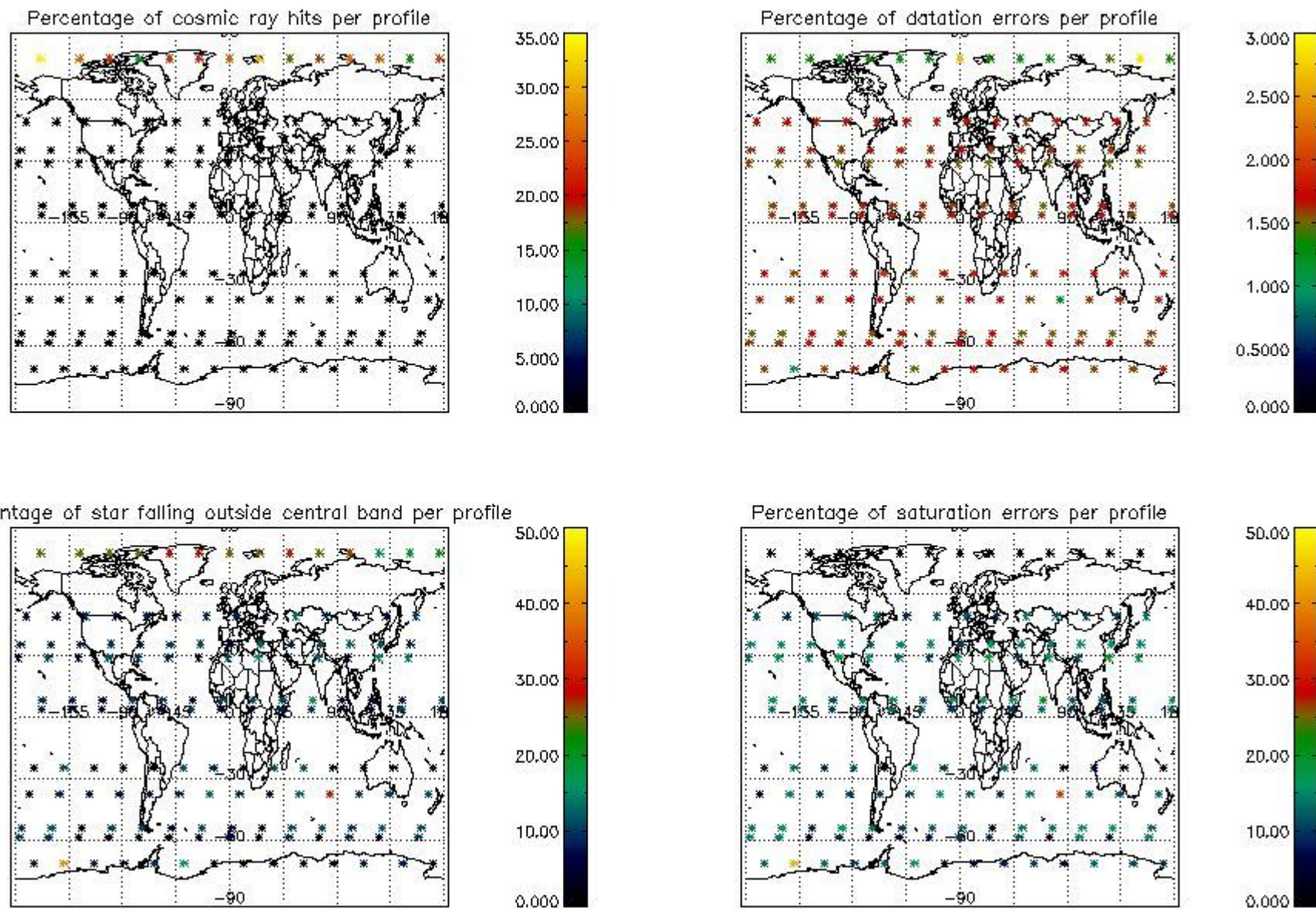
Percentage of star falling outside central band per profile



Percentage of saturation errors per profile



4.2.2 Plot level 1 quality information per product (world map): ENVISAT DESCENDING passes



5. Trace gas profiles

5.1 Ozone statistics based on quality of products

The final quality of the products can be "measured" using the STD (Standard Deviation) attached to every point profile. This information is written to the parameter GOM_NL__2P/NL_LOCAL_SPECIES_DENSITY/o3_std of the level 2 products. The table below shows the statistics for given STD ranges.

The statistics are given with respect to the overall valid production:

- Products without fatal errors: GOM_NL__2P/MPH/PRODUCT_ERR=0
- Valid point profile: GOM_NL__2P/NL_LOCAL_SPECIES_DENSITY/pcd(0)=0

The 'Criteria' is applied to valid points of dark limb products:

- Products in dark limb illumination condition: GOM_NL__2P/NL_SUMMARY_QUALITY/obs_ill_cond=0
- Products without fatal errors: GOM_NL__2P/MPH/PRODUCT_ERR=0
- Valid point profile: GOM_NL__2P/NL_LOCAL_SPECIES_DENSITY/pcd(0)=0

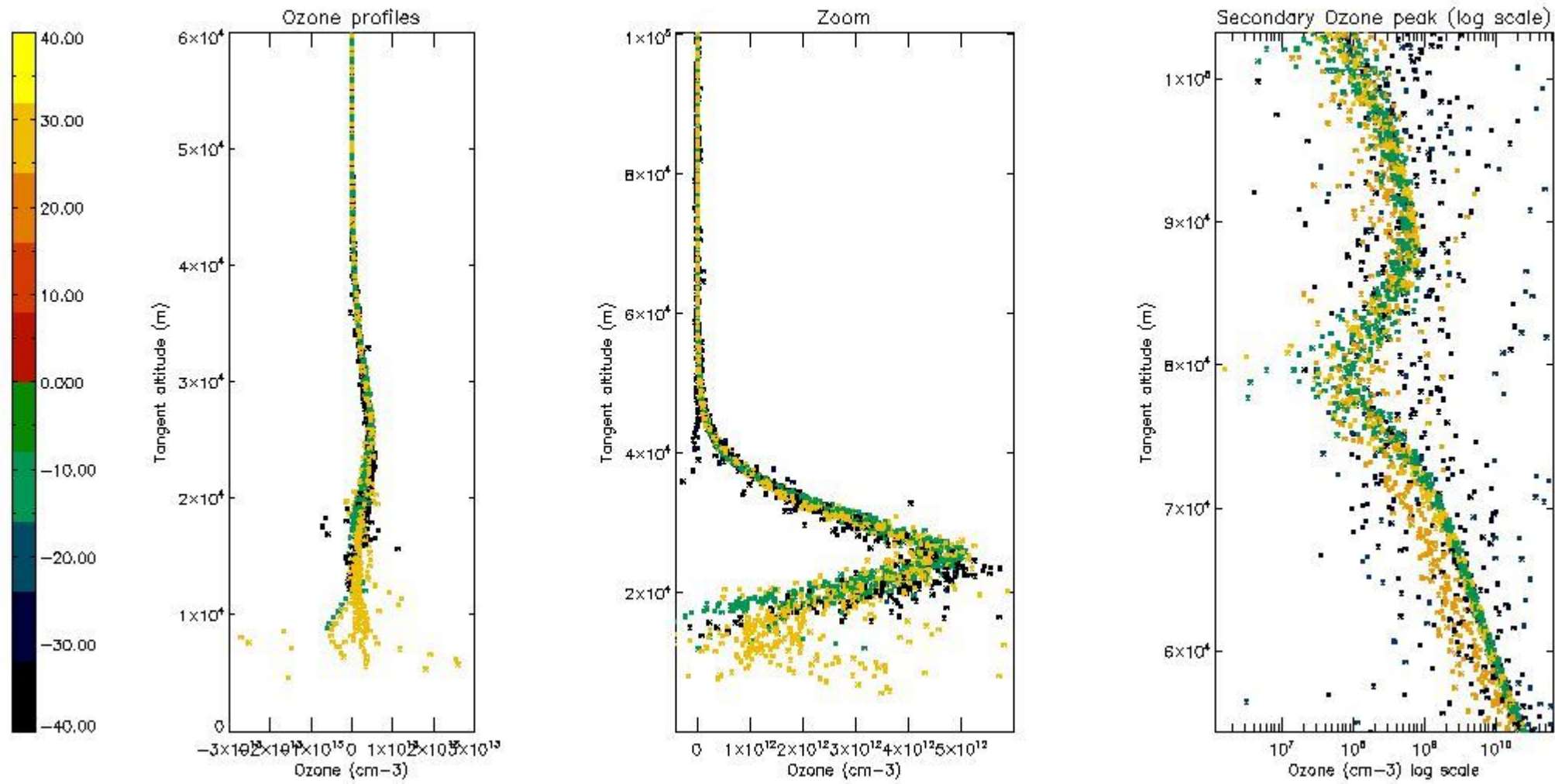
So, the table below shows the percentage of dark limb and valid observations for each criteria with respect to the overall valid daily observations.

Criteria	% of total production
All STD	30
STD < 20	18

STD < 10	13
STD < 5	8

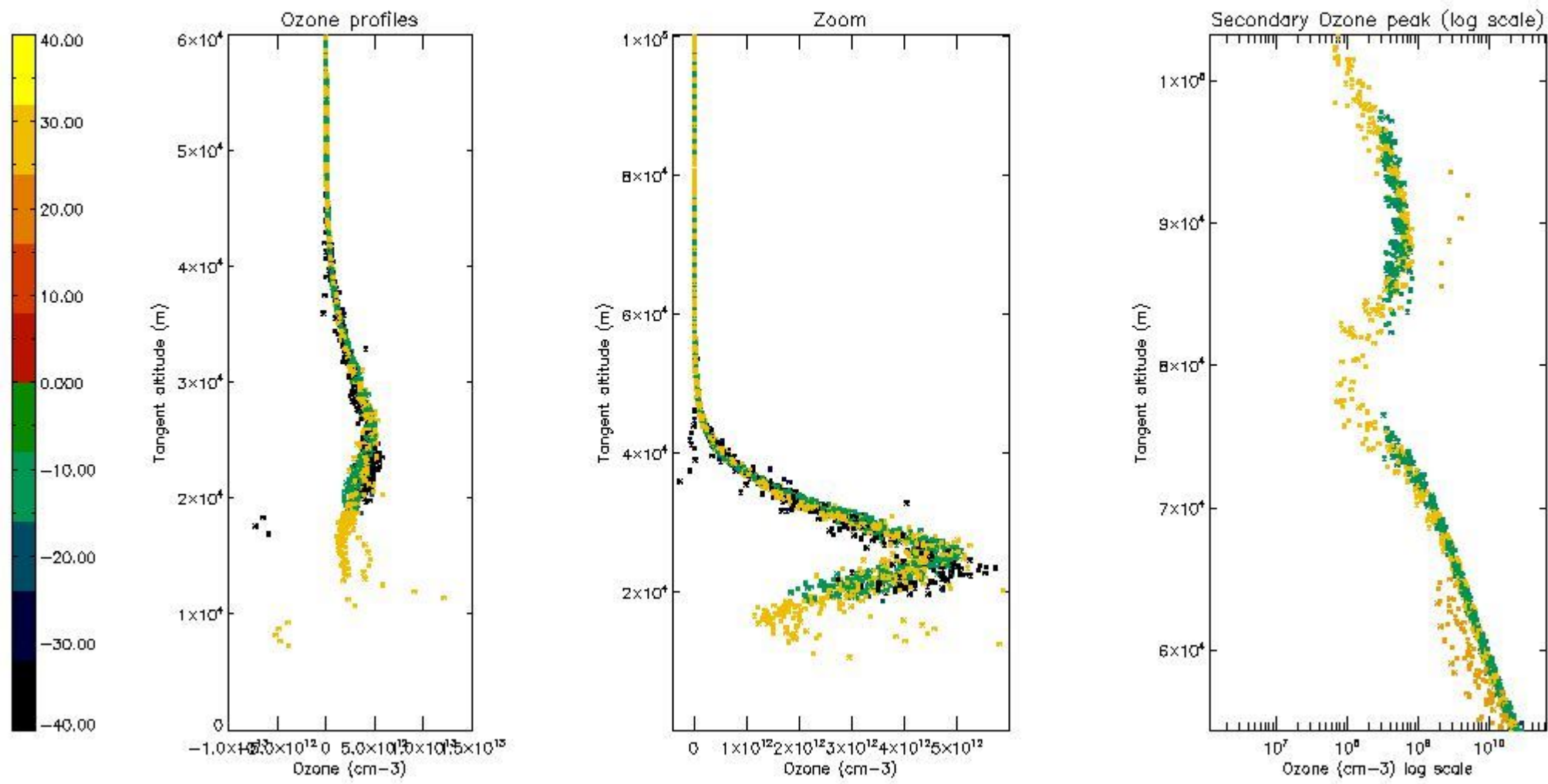
5.2 Plot ozone profiles for all STD (dark without errors)

The colorbar represents the latitude.



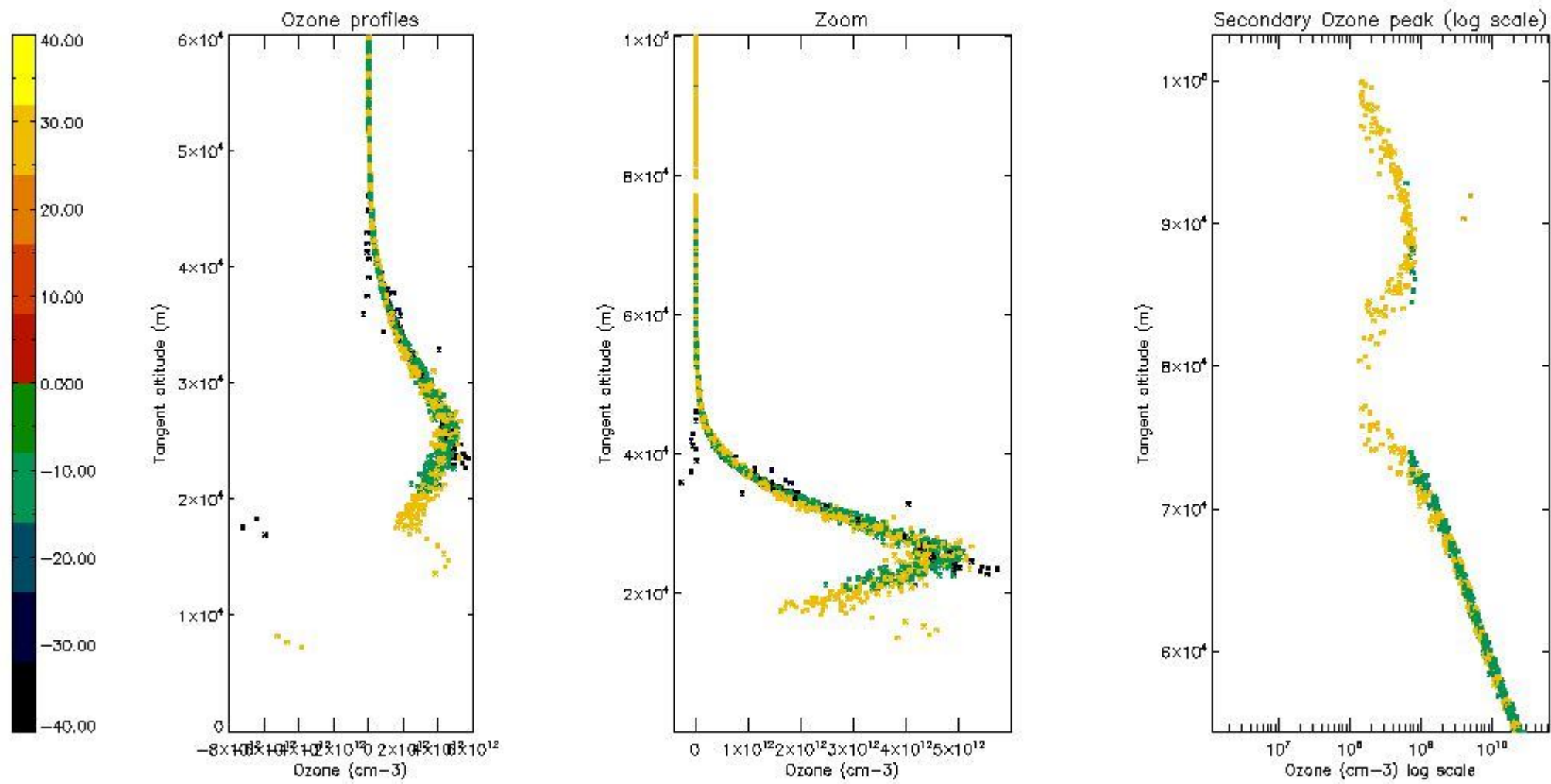
5.3 Plot ozone profiles where STD < 20% (dark without errors)

The colorbar represents the latitude.



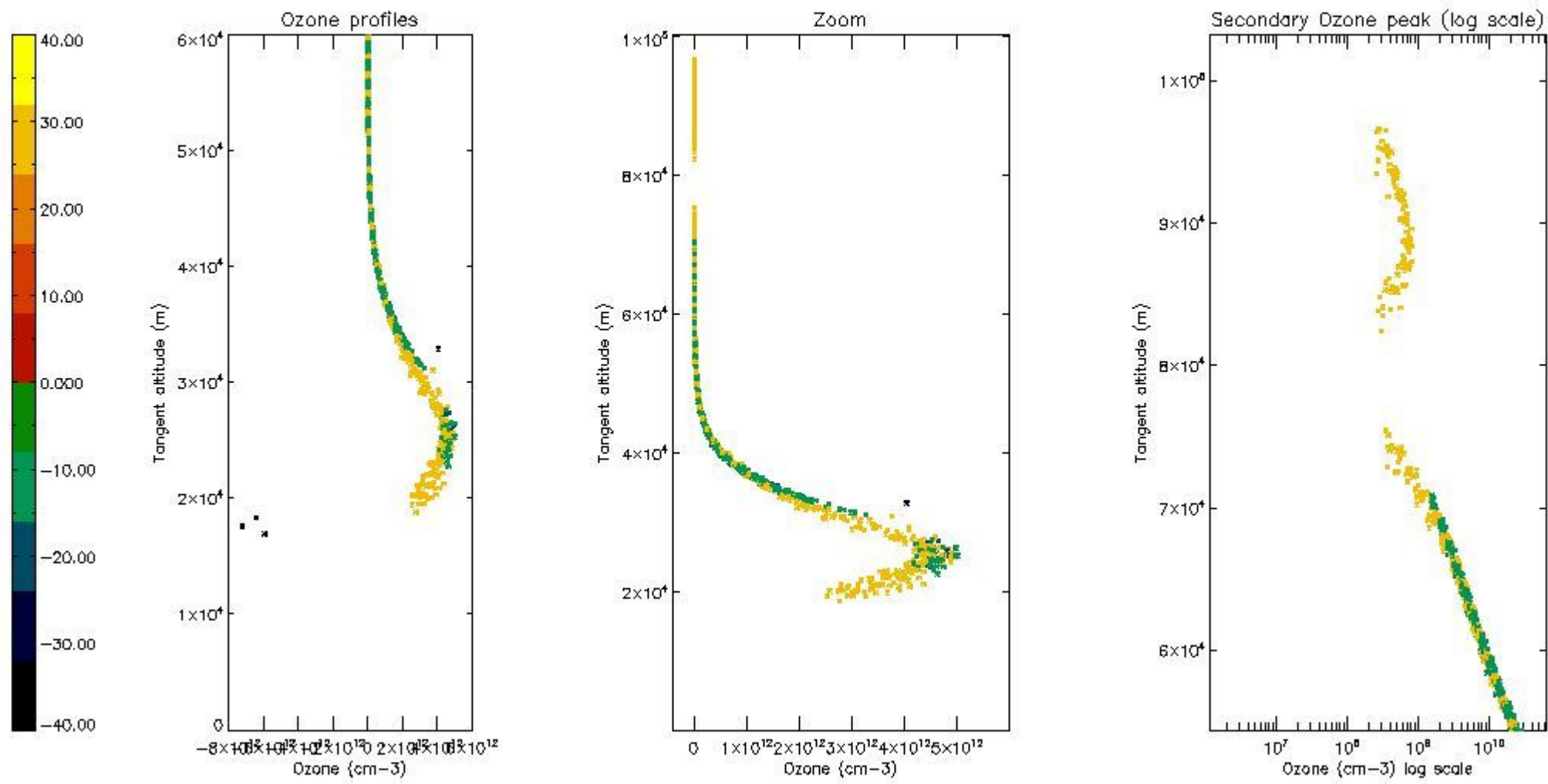
5.4 Plot ozone profiles where STD < 10% (dark without errors)

The colorbar represents the latitude.



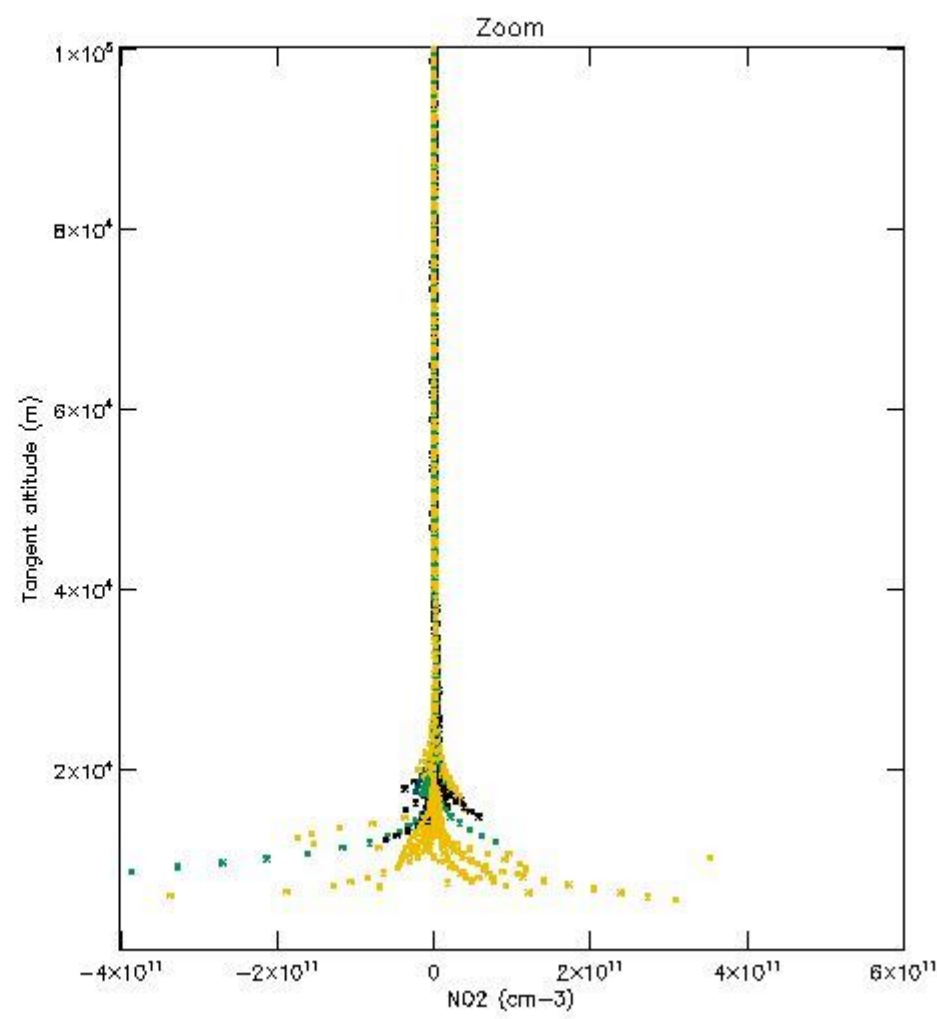
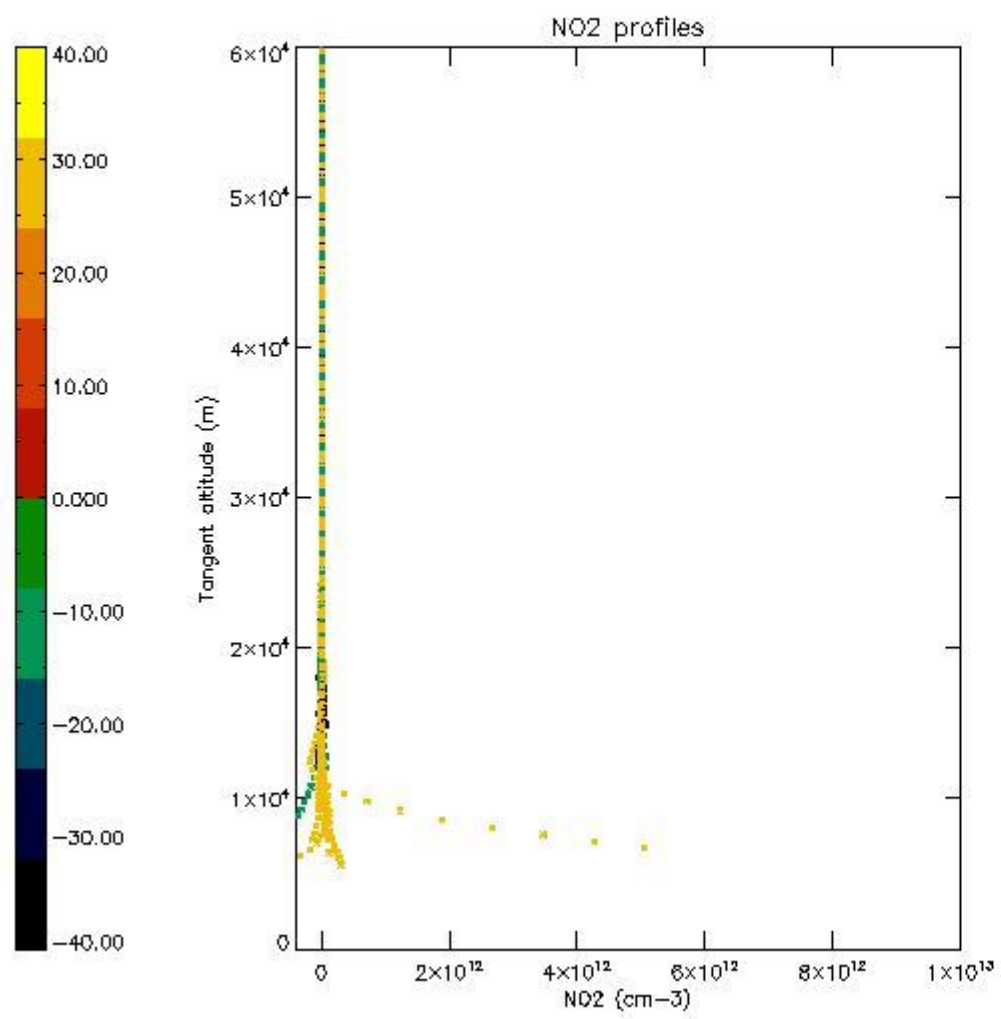
5.5 Plot ozone profiles where STD < 5% (dark without errors)

The colorbar represents the latitude.



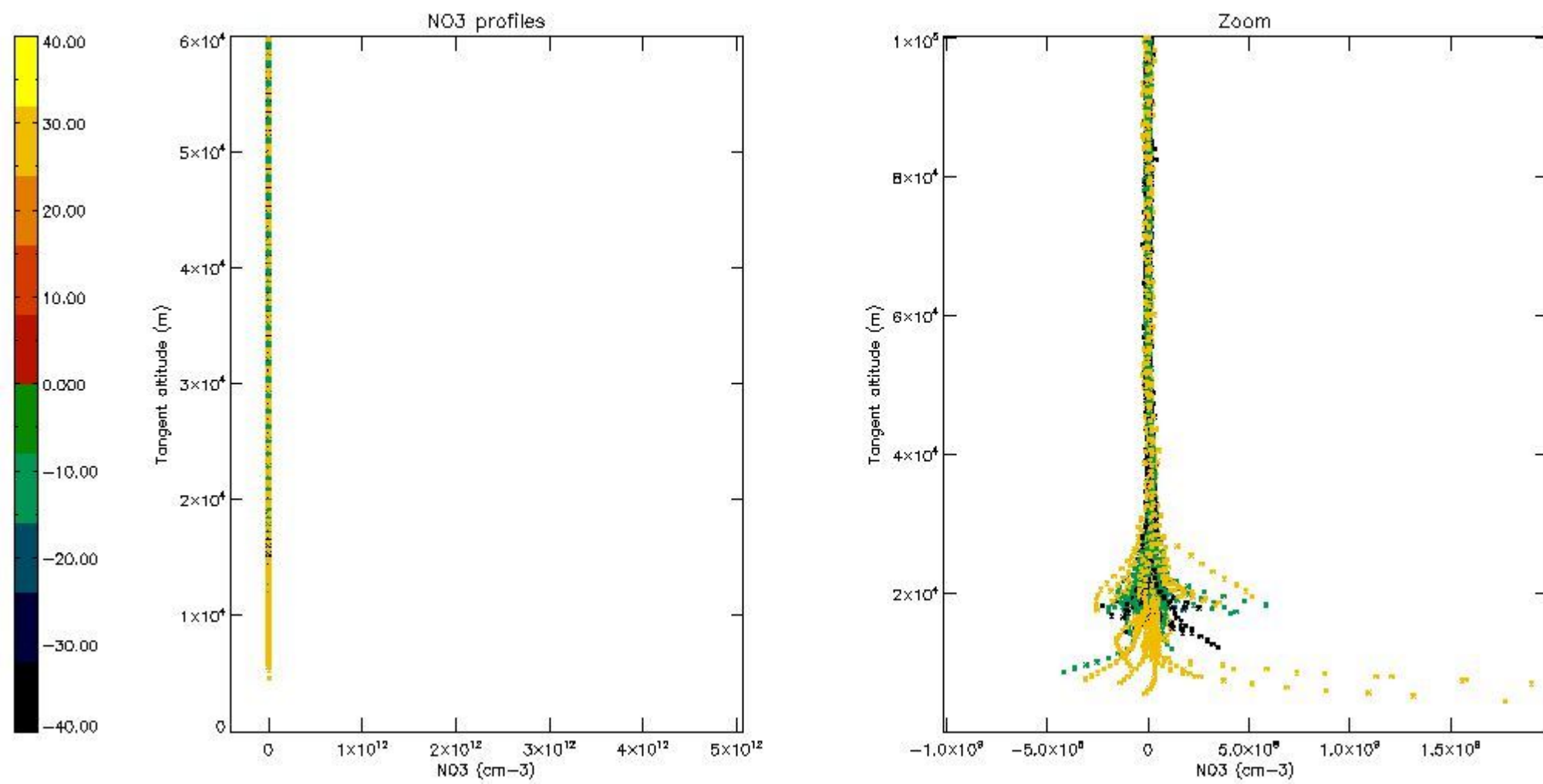
5.6 Plot NO₂ profiles for all STD (dark without errors)

The colorbar represents the latitude.



5.7 Plot NO3 profiles for all STD (dark without errors)

The colorbar represents the latitude.



6. Auxiliary Data Files used for the production reported in section 2

The number reported in the third column indicates since which file (see list in section 2) the corresponding auxiliary file has been used. The fourth column is the date of those product files.

Type	Auxiliary Filename	Used since product	Used since product date
INST_PHYS_CHARACTERISTICS	GOM_INS_AXVIEC20091111_143220_20030716_120000_20500101_000000	1	26-OCT-2006 00:04:18
LEVEL-2_PROC_CONFIG	GOM_PR2_AXVIEC20091111_152718_20020301_000000_20500101_000000	1	26-OCT-2006 00:04:18
CROSS_SECTIONS_FILE	GOM_CRS_AXVIEC20091111_154832_20020301_000000_20500101_000000	1	26-OCT-2006 00:04:18

GOMOS Level 2 Daily Report

SUMMARY

[1. General Info](#)

[2. Summary of processed GOM_NL_2P products](#)

[3. Level 2 Quality information per product](#)

[3.1 Plot of level 2 quality information per product \(time dependant\)](#)

[3.2 Plot of level 2 quality information per product \(world map\)](#)

[4. Level 1 Quality information per product \(stored on level 2 products\)](#)

[4.1 Plot of level 1 quality information per product \(time dependant\)](#)

[4.1.1 Plot of level 1 quality information per product \(time dependant\): ASCENDING](#)

[4.1.2 Plot of level 1 quality information per product \(time dependant\): DESCENDING](#)

[4.2 Plot of level 1 quality information per product \(world map\)](#)

[4.2.1 Plot of level 1 quality information per product \(world map\): ASCENDING](#)

[4.2.2 Plot of level 1 quality information per product \(world map\): DESCENDING](#)

[5. Ozone profiles based on quality statistics and other trace gas profiles](#)

[5.1 Ozone statistics based on quality of products](#)

[5.2 Plot ozone profiles for all STD \(dark without errors\)](#)

[5.3 Plot ozone profiles where STD < 20% \(dark without errors\)](#)

[5.4. Plot ozone profiles where STD < 10% \(dark without errors\)](#)

[5.5. Plot ozone profiles where STD < 5% \(dark without errors\)](#)

[5.6 Plot NO2 profiles for all STD \(dark without errors\)](#)

[5.7 Plot NO3 profiles for all STD \(dark without errors\)](#)

[5.8 Plot H2O profiles \(only for occultations of stars 1,2,3,4,13,14,16,26,63 dark without errors\) for all STD](#)

[6. Auxiliary Data Files used for the production reported in section 2](#)

This report presents the daily analysis on parameters extracted from GOMOS level 2 data (GOM_NL__2P). It is intended to monitor some important parameters that will impact the quality of these products. A list of level 2 products (and content) that have arrived during the reporting day to the PCF is also given.

Item	Value
Time of report generation	24APR2013 05:18:54
Data source version	GOMOS/6.01
Start time of products	26-10-2006 (26OCT2006 00:00:00)
Stop time of products	27-10-2006 (27OCT2006 00:00:00)
Store outputs in DB	Yes
Nb of level 2 prods	271
Nb of prods with errors	0

2. Summary of processed GOM_NL__2P products.

Nr	Filename	UTC Start time	Limb	Duration	Star Id	Star Name	Star Mag	Star Temp	Nb Meas	Orbit	Prod. error
1	GOM_NL__2PRFIN20061026_000418_000000372052_00231_24333_3164.N1	26-OCT-2006 00:04:18	Straylight	37.000	52	16Bet Cet	2.0370	4500.0	74	24333	No
2	GOM_NL__2PRFIN20061026_001347_000000312052_00231_24333_3165.N1	26-OCT-2006 00:13:47	Bright	30.500	140	88Gam Peg	2.8340	26000.	61	24333	No
3	GOM_NL__2PRFIN20061026_001740_000000312052_00231_24333_3166.N1	26-OCT-2006 00:17:40	Bright	30.500	58	21Alp And	2.0730	11000.	61	24333	No
4	GOM_NL__2PRFIN20061026_001931_000000342052_00231_24333_3167.N1	26-OCT-2006 00:19:31	Bright	33.500	53	43Bet And	2.0480	3300.0	67	24333	No
5	GOM_NL__2PRFIN20061026_002519_000000312052_00231_24333_3168.N1	26-OCT-2006 00:25:19	Bright	30.500	68	18Alp Cas	2.2250	4500.0	61	24333	No
6	GOM_NL__2PRFIN20061026_002634_000000322052_00231_24333_3169.N1	26-OCT-2006 00:26:34	Bright	32.000	76	27Gam Cas	2.3000	30000.	64	24333	No
7	GOM_NL__2PRFIN20061026_003434_000000272052_00231_24333_3170.N1	26-OCT-2006 00:34:34	Bright	27.000	49	1Alp UMi	1.9900	6300.0	54	24333	No
8	GOM_NL__2PRFIN20061026_003806_000000312052_00231_24333_3171.N1	26-OCT-2006 00:38:06	Bright	30.500	60	7Bet UMi	2.0810	3950.0	61	24333	No
9	GOM_NL__2PRFIN20061026_004248_000000332052_00231_24333_3172.N1	26-OCT-2006 00:42:48	Bright	33.000	36	50Alp UMa	1.8000	6300.0	66	24333	No
10	GOM_NL__2PRFIN20061026_004404_000000292052_00231_24333_3173.N1	26-OCT-2006 00:44:04	Bright	28.500	32	77Eps UMa	1.7630	11000.	57	24333	No
11	GOM_NL__2PRFIN20061026_004756_000000322052_00231_24333_3174.N1	26-OCT-2006 00:47:56	Bright	31.500	174	52Psi UMa	3.0040	4400.0	63	24333	No
12	GOM_NL__2PRFIN20061026_005501_000000292052_00231_24333_3175.N1	26-OCT-2006 00:55:01	Bright	28.500	96	68Del Leo	2.5600	9300.0	57	24333	No
13	GOM_NL__2PRFIN20061026_005615_000000262052_00231_24333_3176.N1	26-OCT-2006 00:56:15	Bright	26.000	62	94Bet Leo	2.1360	9700.0	52	24333	No
14	GOM_NL__2PRFIN20061026_011440_000000332052_00231_24333_3177.N1	26-OCT-2006 01:14:40	Dark	32.500	113	Mu Vel	2.6920	5000.0	65	24333	No
15	GOM_NL__2PRFIN20061026_011634_000000382052_00231_24333_3178.N1	26-OCT-2006 01:16:34	Dark	38.000	65	Lam Vel	2.2040	4400.0	76	24333	No
16	GOM_NL__2PRFIN20061026_011924_000000352052_00232_24334_3347.N1	26-OCT-2006 01:19:24	Dark	34.500	46	Del Vel	1.9540	10600.	69	24334	No
17	GOM_NL__2PRFIN20061026_012106_000000332052_00232_24334_3348.N1	26-OCT-2006 01:21:06	Dark	32.500	29	Bet Car	1.6720	10200.	65	24334	No
18	GOM_NL__2PRFIN20061026_013206_000000332052_00232_24334_3349.N1	26-OCT-2006 01:32:06	Dark	32.500	143	Alp Hyi	2.8570	7200.0	65	24334	No
19	GOM_NL__2PRFIN20061026_013331_000000332052_00232_24334_3350.N1	26-OCT-2006 01:33:31	Dark	33.000	9	Alp Eri	0.45300	24000.	66	24334	No
20	GOM_NL__2PRFIN20061026_013635_000000252052_00232_24334_3351.N1	26-OCT-2006 01:36:35	Straylight	24.500	157	The1Eri	2.9060	9300.0	49	24334	No
21	GOM_NL__2PRFIN20061026_014454_000000372052_00232_24334_3352.N1	26-OCT-2006 01:44:54	Straylight	36.500	52	16Bet Cet	2.0370	4500.0	73	24334	No
22	GOM_NL__2PRFIN20061026_015423_000000302052_00232_24334_3353.N1	26-OCT-2006 01:54:23	Bright	29.500	140	88Gam Peg	2.8340	26000.	59	24334	No
23	GOM_NL__2PRFIN20061026_015816_000000312052_00232_24334_3354.N1	26-OCT-2006 01:58:16	Bright	31.000	58	21Alp And	2.0730	11000.	62	24334	No
24	GOM_NL__2PRFIN20061026_020007_000000342052_00232_24334_3355.N1	26-OCT-2006 02:00:07	Bright	34.000	53	43Bet And	2.0480	3300.0	68	24334	No
25	GOM_NL__2PRFIN20061026_020554_000000302052_00232_24334_3356.N1	26-OCT-2006 02:05:54	Bright	30.000	68	18Alp Cas	2.2250	4500.0	60	24334	No
26	GOM_NL__2PRFIN20061026_020710_000000302052_00232_24334_3357.N1	26-OCT-2006 02:07:10	Bright	29.500	76	27Gam Cas	2.3000	30000.	59	24334	No
27	GOM_NL__2PRFIN20061026_021510_000000282052_00232_24334_3358.N1	26-OCT-2006 02:15:10	Bright	28.000	49	1Alp UMi	1.9900	6300.0	56	24334	No
28	GOM_NL__2PRFIN20061026_021842_000000312052_00232_24334_3359.N1	26-OCT-2006 02:18:42	Bright	31.000	60	7Bet UMi	2.0810	3950.0	62	24334	No
29	GOM_NL__2PRFIN20061026_022323_000000322052_00232_24334_3360.N1	26-OCT-2006 02:23:23	Bright	32.000	36	50Alp UMa	1.8000	6300.0	64	24334	No
30	GOM_NL__2PRFIN20061026_022440_000000312052_00232_24334_3361.N1	26-OCT-2006 02:24:40	Bright	30.500	32	77Eps UMa	1.7630	11000.	61	24334	No
31	GOM_NL__2PRFIN20061026_022832_000000292052_00232_24334_3362.N1	26-OCT-2006 02:28:32	Bright	29.000	174	52Psi UMa	3.0040	4400.0	58	24334	No
32	GOM_NL__2PRFIN20061026_023537_000000302052_00232_24334_3363.N1	26-OCT-2006 02:35:37	Bright	30.000	96	68Del Leo	2.5600	9300.0	60	24334	No
33	GOM_NL__2PRFIN20061026_023651_000000282052_00232_24334_3364.N1	26-OCT-2006 02:36:51	Bright	27.500	62	94Bet Leo	2.1360	9700.0	55	24334	No
34	GOM_NL__2PRFIN20061026_025516_000000332052_00232_24334_3365.N1	26-OCT-2006 02:55:16	Dark	32.500	113	Mu Vel	2.6920	5000.0	65	24334	No
35	GOM_NL__2PRFIN20061026_025711_000000322052_00232_24334_3366.N1	26-OCT-2006 02:57:11	Dark	32.000	65	Lam Vel	2.2040	4400.0	64	24334	No
36	GOM_NL__2PRFIN20061026_030001_000000342052_00233_24335_3161.N1	26-OCT-2006 03:00:01	Dark	34.000	46	Del Vel	1.9540	10600.	68	24335	No
37	GOM_NL__2PRFIN20061026_030142_000000332052_00233_24335_3162.N1	26-OCT-2006 03:01:42	Dark	32.500	29	Bet Car	1.6720	10200.	65	24335	No
38	GOM_NL__2PRFIN20061026_031243_000000322052_00233_24335_3163.N1	26-OCT-2006 03:12:43	Dark	31.500	143	Alp Hyi	2.8570	7200.0	63	24335	No
39	GOM_NL__2PRFIN20061026_031407_000000372052_00233_24335_3164.N1	26-OCT-2006 03:14:07	Dark	37.000	9	Alp Eri	0.45300	24000.	74	24335	No
40	GOM_NL__2PRFIN20061026_031711_000000252052_00233_24335_3165.N1	26-OCT-2006 03:17:11	Straylight	24.500	157	The1Eri	2.9060	9300.0	49	24335	No
41	GOM_NL__2PRFIN20061026_032530_000000352052_00233_24335_3166.N1	26-OCT-2006 03:25:30	Straylight	35.000	52	16Bet Cet	2.0370	4500.0	70	24335	No
42	GOM_NL__2PRFIN20061026_033459_000000302052_00233_24335_3167.N1	26-OCT-2006 03:34:59	Bright	29.500	140	88Gam Peg	2.8340	26000.	59	24335	No

43	GOM_NL__2PRFIN20061026_033852_000000322052_00233_24335_3168.N1	26-OCT-2006 03:38:52	Bright	32.000	58	21Alp And	2.0730	11000.	64	24335	No
44	GOM_NL__2PRFIN20061026_034043_000000312052_00233_24335_3169.N1	26-OCT-2006 03:40:43	Bright	30.500	53	43Bet And	2.0480	3300.0	61	24335	No
45	GOM_NL__2PRFIN20061026_034630_000000302052_00233_24335_3170.N1	26-OCT-2006 03:46:30	Bright	30.000	68	18Alp Cas	2.2250	4500.0	60	24335	No
46	GOM_NL__2PRFIN20061026_034746_000000302052_00233_24335_3171.N1	26-OCT-2006 03:47:46	Bright	30.000	76	27Gam Cas	2.3000	30000.	60	24335	No
47	GOM_NL__2PRFIN20061026_035545_000000282052_00233_24335_3172.N1	26-OCT-2006 03:55:45	Bright	27.500	49	1Alp UMi	1.9900	6300.0	55	24335	No
48	GOM_NL__2PRFIN20061026_035918_000000402052_00233_24335_3173.N1	26-OCT-2006 03:59:18	Bright	39.500	60	7Bet UMi	2.0810	3950.0	79	24335	No
49	GOM_NL__2PRFIN20061026_040359_000000332052_00233_24335_3174.N1	26-OCT-2006 04:03:59	Bright	32.500	36	50Alp UMa	1.8000	6300.0	65	24335	No
50	GOM_NL__2PRFIN20061026_040517_000000282052_00233_24335_3175.N1	26-OCT-2006 04:05:17	Bright	27.500	32	77Eps UMa	1.7630	11000.	55	24335	No
51	GOM_NL__2PRFIN20061026_040908_000000312052_00233_24335_3176.N1	26-OCT-2006 04:09:08	Bright	30.500	174	52Psi UMa	3.0040	4400.0	61	24335	No
52	GOM_NL__2PRFIN20061026_041614_000000312052_00233_24335_3177.N1	26-OCT-2006 04:16:14	Bright	30.500	96	68Del Leo	2.5600	9300.0	61	24335	No
53	GOM_NL__2PRFIN20061026_041728_000000272052_00233_24335_3178.N1	26-OCT-2006 04:17:28	Bright	27.000	62	94Bet Leo	2.1360	9700.0	54	24335	No
54	GOM_NL__2PRFIN20061026_043553_000000342052_00233_24335_3179.N1	26-OCT-2006 04:35:53	Dark	34.000	113	Mu Vel	2.6920	5000.0	68	24335	No
55	GOM_NL__2PRFIN20061026_043747_000000322052_00233_24335_3180.N1	26-OCT-2006 04:37:47	Dark	32.000	65	Lam Vel	2.2040	4400.0	64	24335	No
56	GOM_NL__2PRFIN20061026_044037_000000442052_00234_24336_3162.N1	26-OCT-2006 04:40:37	Dark	44.000	46	Del Vel	1.9540	10600.	88	24336	No
57	GOM_NL__2PRFIN20061026_044219_000000342052_00234_24336_3163.N1	26-OCT-2006 04:42:19	Dark	33.500	29	Bet Car	1.6720	10200.	67	24336	No
58	GOM_NL__2PRFIN20061026_045319_000000312052_00234_24336_3164.N1	26-OCT-2006 04:53:19	Dark	31.000	143	Alp Hyi	2.8570	7200.0	62	24336	No
59	GOM_NL__2PRFIN20061026_045443_000000382052_00234_24336_3165.N1	26-OCT-2006 04:54:43	Dark	38.000	9	Alp Eri	0.45300	24000.	76	24336	No
60	GOM_NL__2PRFIN20061026_045747_000000312052_00234_24336_3166.N1	26-OCT-2006 04:57:47	Straylight	31.000	157	The1Eri	2.9060	9300.0	62	24336	No
61	GOM_NL__2PRFIN20061026_050606_000000352052_00234_24336_3167.N1	26-OCT-2006 05:06:06	Straylight	34.500	52	16Bet Cet	2.0370	4500.0	69	24336	No
62	GOM_NL__2PRFIN20061026_051535_000000302052_00234_24336_3168.N1	26-OCT-2006 05:15:35	Bright	30.000	140	88Gam Peg	2.8340	26000.	60	24336	No
63	GOM_NL__2PRFIN20061026_051928_000000312052_00234_24336_3169.N1	26-OCT-2006 05:19:28	Bright	31.000	58	21Alp And	2.0730	11000.	62	24336	No
64	GOM_NL__2PRFIN20061026_052119_000000332052_00234_24336_3170.N1	26-OCT-2006 05:21:19	Bright	33.000	53	43Bet And	2.0480	3300.0	66	24336	No
65	GOM_NL__2PRFIN20061026_052706_000000342052_00234_24336_3171.N1	26-OCT-2006 05:27:06	Bright	34.000	68	18Alp Cas	2.2250	4500.0	68	24336	No
66	GOM_NL__2PRFIN20061026_052822_000000312052_00234_24336_3172.N1	26-OCT-2006 05:28:22	Bright	31.000	76	27Gam Cas	2.3000	30000.	62	24336	No
67	GOM_NL__2PRFIN20061026_053621_000000312052_00234_24336_3173.N1	26-OCT-2006 05:36:21	Bright	31.000	49	1Alp UMi	1.9900	6300.0	62	24336	No
68	GOM_NL__2PRFIN20061026_053955_000000322052_00234_24336_3174.N1	26-OCT-2006 05:39:55	Bright	31.500	60	7Bet UMi	2.0810	3950.0	63	24336	No
69	GOM_NL__2PRFIN20061026_054435_000000332052_00234_24336_3175.N1	26-OCT-2006 05:44:35	Bright	33.000	36	50Alp UMa	1.8000	6300.0	66	24336	No
70	GOM_NL__2PRFIN20061026_054552_000000312052_00234_24336_3176.N1	26-OCT-2006 05:45:52	Bright	30.500	32	77Eps UMa	1.7630	11000.	61	24336	No
71	GOM_NL__2PRFIN20061026_054944_000000312052_00234_24336_3177.N1	26-OCT-2006 05:49:44	Bright	30.500	174	52Psi UMa	3.0040	4400.0	61	24336	No
72	GOM_NL__2PRFIN20061026_055650_000000292052_00234_24336_3178.N1	26-OCT-2006 05:56:50	Bright	28.500	96	68Del Leo	2.5600	9300.0	57	24336	No
73	GOM_NL__2PRFIN20061026_055804_000000272052_00234_24336_3179.N1	26-OCT-2006 05:58:04	Bright	27.000	62	94Bet Leo	2.1360	9700.0	54	24336	No
74	GOM_NL__2PRFIN20061026_061629_000000362052_00234_24336_3180.N1	26-OCT-2006 06:16:29	Dark	35.500	113	Mu Vel	2.6920	5000.0	71	24336	No
75	GOM_NL__2PRFIN20061026_061824_000000262052_00234_24336_3181.N1	26-OCT-2006 06:18:24	Dark	26.000	65	Lam Vel	2.2040	4400.0	52	24336	No
76	GOM_NL__2PRFIN20061026_062114_000000352052_00235_24337_3162.N1	26-OCT-2006 06:21:14	Dark	34.500	46	Del Vel	1.9540	10600.	69	24337	No
77	GOM_NL__2PRFIN20061026_062255_000000312052_00235_24337_3163.N1	26-OCT-2006 06:22:55	Dark	31.000	29	Bet Car	1.6720	10200.	62	24337	No
78	GOM_NL__2PRFIN20061026_063355_000000342052_00235_24337_3164.N1	26-OCT-2006 06:33:55	Dark	34.000	143	Alp Hyi	2.8570	7200.0	68	24337	No
79	GOM_NL__2PRFIN20061026_063520_000000452052_00235_24337_3165.N1	26-OCT-2006 06:35:20	Dark	45.000	9	Alp Eri	0.45300	24000.	90	24337	No
80	GOM_NL__2PRFIN20061026_063824_000000312052_00235_24337_3166.N1	26-OCT-2006 06:38:24	Straylight	31.000	157	The1Eri	2.9060	9300.0	62	24337	No
81	GOM_NL__2PRFIN20061026_064643_000000382052_00235_24337_3167.N1	26-OCT-2006 06:46:43	Straylight	38.000	52	16Bet Cet	2.0370	4500.0	76	24337	No
82	GOM_NL__2PRFIN20061026_065611_000000312052_00235_24337_3168.N1	26-OCT-2006 06:56:11	Bright	31.000	140	88Gam Peg	2.8340	26000.	62	24337	No
83	GOM_NL__2PRFIN20061026_070004_000000312052_00235_24337_3169.N1	26-OCT-2006 07:00:04	Bright	30.500	58	21Alp And	2.0730	11000.	61	24337	No
84	GOM_NL__2PRFIN20061026_070155_000000302052_00235_24337_3170.N1	26-OCT-2006 07:01:55	Bright	30.000	53	43Bet And	2.0480	3300.0	60	24337	No
85	GOM_NL__2PRFIN20061026_070742_000000322052_00235_24337_3171.N1	26-OCT-2006 07:07:42	Bright	31.500	68	18Alp Cas	2.2250	4500.0	63	24337	No
86	GOM_NL__2PRFIN20061026_070858_000000302052_00235_24337_3172.N1	26-OCT-2006 07:08:58	Bright	30.000	76	27Gam Cas	2.3000	30000.	60	24337	No
87	GOM_NL__2PRFIN20061026_071658_000000312052_00235_24337_3173.N1	26-OCT-2006 07:16:58	Bright	30.500	49	1Alp UMi	1.9900	6300.0	61	24337	No
88	GOM_NL__2PRFIN20061026_072031_000000292052_00235_24337_3174.N1	26-OCT-2006 07:20:31	Bright	29.000	60	7Bet UMi	2.0810	3950.0	58	24337	No
89	GOM_NL__2PRFIN20061026_072511_000000292052_00235_24337_3175.N1	26-OCT-2006 07:25:11	Bright	29.000	36	50Alp UMa	1.8000	6300.0	58	24337	No
90	GOM_NL__2PRFIN20061026_072629_000000282052_00235_24337_3176.N1	26-OCT-2006 07:26:29	Bright	28.000	32	77Eps UMa	1.7630	11000.	56	24337	No
91	GOM_NL__2PRFIN20061026_073021_000000302052_00235_24337_3177.N1	26-OCT-2006 07:30:21	Bright	30.000	174	52Psi UMa	3.0040	4400.0	60	24337	No
92	GOM_NL__2PRFIN20061026_073726_000000302052_00235_24337_3178.N1	26-OCT-2006 07:37:26	Bright	30.000	96	68Del Leo	2.5600	9300.0	60	24337	No
93	GOM_NL__2PRFIN20061026_073840_000000272052_00235_24337_3179.N1	26-OCT-2006 07:38:40	Bright	26.500	62	94Bet Leo	2.1360	9700.0	53	24337	No
94	GOM_NL__2PRFIN20061026_075705_000000332052_00235_24337_3180.N1	26-OCT-2006 07:57:05	Dark	32.500	113	Mu Vel	2.6920	5000.0	65	24337	No
95	GOM_NL__2PRFIN20061026_075901_000000262052_00235_24337_3181.N1	26-OCT-2006 07:59:01	Dark	26.000	65	Lam Vel	2.2040	4400.0	52	24337	No
96	GOM_NL__2PRFIN20061026_080150_000000342052_00236_24338_3162.N1	26-OCT-2006 08:01:50	Dark	34.000	46	Del Vel	1.9540	10600.	68	24338	No
97	GOM_NL__2PRFIN20061026_080331_000000332052_00236_24338_3163.N1	26-OCT-2006 08:03:31	Dark	33.000	29	Bet Car	1.6720	10200.	66	24338	No
98	GOM_NL__2PRFIN20061026_081432_000000332052_00236_24338_3164.N1	26-OCT-2006 08:14:32	Dark	32.500	143	Alp Hyi	2.8570	7200.0	65	24338	No
99	GOM_NL__2PRFIN20061026_081556_000000412052_00236_24338_3165.N1	26-OCT-2006 08:15:56	Dark	41.000	9	Alp Eri	0.45300	24000.	82	24338	No
100	GOM_NL__2PRFIN20061026_081900_000000352052_00236_24338_3166.N1	26-OCT-2006 08:19:00	Straylight	34.500	157	The1Eri	2.9060	9300.0	69	24338	No
101	GOM_NL__2PRFIN20061026_082719_000000382052_00236_24338_3167.N1	26-OCT-2006 08:27:19	Straylight	38.000	52	16Bet Cet	2.0370	4500.0	76	24338	No

102	GOM_NL__2PRFIN20061026_083648_000000292052_00236_24338_3168.N1	26-OCT-2006 08:36:48	Bright	29.000	140	88Gam Peg	2.8340	26000.	58	24338	No
103	GOM_NL__2PRFIN20061026_084040_000000322052_00236_24338_3169.N1	26-OCT-2006 08:40:40	Bright	31.500	58	21Alp And	2.0730	11000.	63	24338	No
104	GOM_NL__2PRFIN20061026_084230_000000342052_00236_24338_3170.N1	26-OCT-2006 08:42:30	Bright	33.500	53	43Bet And	2.0480	3300.0	67	24338	No
105	GOM_NL__2PRFIN20061026_084818_000000322052_00236_24338_3171.N1	26-OCT-2006 08:48:18	Bright	31.500	68	18Alp Cas	2.2250	4500.0	63	24338	No
106	GOM_NL__2PRFIN20061026_084934_000000302052_00236_24338_3172.N1	26-OCT-2006 08:49:34	Bright	30.000	76	27Gam Cas	2.3000	30000.	60	24338	No
107	GOM_NL__2PRFIN20061026_085733_000000282052_00236_24338_3173.N1	26-OCT-2006 08:57:33	Bright	27.500	49	1Alp UMi	1.9900	6300.0	55	24338	No
108	GOM_NL__2PRFIN20061026_090107_000000302052_00236_24338_3174.N1	26-OCT-2006 09:01:07	Bright	29.500	60	7Bet UMi	2.0810	3950.0	59	24338	No
109	GOM_NL__2PRFIN20061026_090547_000000312052_00236_24338_3175.N1	26-OCT-2006 09:05:47	Bright	31.000	36	50Alp UMa	1.8000	6300.0	62	24338	No
110	GOM_NL__2PRFIN20061026_090705_000000292052_00236_24338_3176.N1	26-OCT-2006 09:07:05	Bright	29.000	32	77Eps UMa	1.7630	11000.	58	24338	No
111	GOM_NL__2PRFIN20061026_091056_000000292052_00236_24338_3177.N1	26-OCT-2006 09:10:56	Bright	29.000	174	52Psi UMa	3.0040	4400.0	58	24338	No
112	GOM_NL__2PRFIN20061026_091802_000000312052_00236_24338_3178.N1	26-OCT-2006 09:18:02	Bright	30.500	96	68Del Leo	2.5600	9300.0	61	24338	No
113	GOM_NL__2PRFIN20061026_091916_000000282052_00236_24338_3179.N1	26-OCT-2006 09:19:16	Bright	27.500	62	94Bet Leo	2.1360	9700.0	55	24338	No
114	GOM_NL__2PRFIN20061026_093742_000000342052_00236_24338_3180.N1	26-OCT-2006 09:37:42	Dark	33.500	113	Mu Vel	2.6920	5000.0	67	24338	No
115	GOM_NL__2PRFIN20061026_094227_000000362052_00237_24339_3162.N1	26-OCT-2006 09:42:27	Dark	35.500	46	Del Vel	1.9540	10600.	71	24339	No
116	GOM_NL__2PRFIN20061026_094407_000000342052_00237_24339_3163.N1	26-OCT-2006 09:44:07	Dark	33.500	29	Bet Car	1.6720	10200.	67	24339	No
117	GOM_NL__2PRFIN20061026_095507_000000322052_00237_24339_3164.N1	26-OCT-2006 09:55:07	Dark	31.500	143	Alp Hyi	2.8570	7200.0	63	24339	No
118	GOM_NL__2PRFIN20061026_095632_000000432052_00237_24339_3165.N1	26-OCT-2006 09:56:32	Dark	42.500	9	Alp Eri	0.45300	24000.	85	24339	No
119	GOM_NL__2PRFIN20061026_095936_000000342052_00237_24339_3166.N1	26-OCT-2006 09:59:36	Straylight	34.000	157	The1Eri	2.9060	9300.0	68	24339	No
120	GOM_NL__2PRFIN20061026_100755_000000402052_00237_24339_3167.N1	26-OCT-2006 10:07:55	Straylight	40.000	52	16Bet Cet	2.0370	4500.0	80	24339	No
121	GOM_NL__2PRFIN20061026_101723_000000302052_00237_24339_3168.N1	26-OCT-2006 10:17:23	Bright	30.000	140	88Gam Peg	2.8340	26000.	60	24339	No
122	GOM_NL__2PRFIN20061026_102116_000000292052_00237_24339_3169.N1	26-OCT-2006 10:21:16	Bright	29.000	58	21Alp And	2.0730	11000.	58	24339	No
123	GOM_NL__2PRFIN20061026_102306_000000332052_00237_24339_3170.N1	26-OCT-2006 10:23:06	Bright	32.500	53	43Bet And	2.0480	3300.0	65	24339	No
124	GOM_NL__2PRFIN20061026_102854_000000322052_00237_24339_3171.N1	26-OCT-2006 10:28:54	Bright	31.500	68	18Alp Cas	2.2250	4500.0	63	24339	No
125	GOM_NL__2PRFIN20061026_103009_000000302052_00237_24339_3172.N1	26-OCT-2006 10:30:09	Bright	30.000	76	27Gam Cas	2.3000	30000.	60	24339	No
126	GOM_NL__2PRFIN20061026_103809_000000302052_00237_24339_3173.N1	26-OCT-2006 10:38:09	Bright	30.000	49	1Alp UMi	1.9900	6300.0	60	24339	No
127	GOM_NL__2PRFIN20061026_104143_000000322052_00237_24339_3174.N1	26-OCT-2006 10:41:43	Bright	31.500	60	7Bet UMi	2.0810	3950.0	63	24339	No
128	GOM_NL__2PRFIN20061026_104623_000000332052_00237_24339_3175.N1	26-OCT-2006 10:46:23	Bright	32.500	36	50Alp UMa	1.8000	6300.0	65	24339	No
129	GOM_NL__2PRFIN20061026_104741_000000282052_00237_24339_3176.N1	26-OCT-2006 10:47:41	Bright	28.000	32	77Eps UMa	1.7630	11000.	56	24339	No
130	GOM_NL__2PRFIN20061026_105132_000000352052_00237_24339_3177.N1	26-OCT-2006 10:51:32	Bright	34.500	174	52Psi UMa	3.0040	4400.0	69	24339	No
131	GOM_NL__2PRFIN20061026_105838_000000312052_00237_24339_3178.N1	26-OCT-2006 10:58:38	Bright	31.000	96	68Del Leo	2.5600	9300.0	62	24339	No
132	GOM_NL__2PRFIN20061026_105952_000000292052_00237_24339_3179.N1	26-OCT-2006 10:59:52	Bright	28.500	62	94Bet Leo	2.1360	9700.0	57	24339	No
133	GOM_NL__2PRFIN20061026_111818_000000372052_00237_24339_3180.N1	26-OCT-2006 11:18:18	Dark	37.000	113	Mu Vel	2.6920	5000.0	74	24339	No
134	GOM_NL__2PRFIN20061026_112304_000000362052_00238_24340_3162.N1	26-OCT-2006 11:23:04	Dark	35.500	46	Del Vel	1.9540	10600.	71	24340	No
135	GOM_NL__2PRFIN20061026_112444_000000332052_00238_24340_3163.N1	26-OCT-2006 11:24:44	Dark	32.500	29	Bet Car	1.6720	10200.	65	24340	No
136	GOM_NL__2PRFIN20061026_113543_000000322052_00238_24340_3164.N1	26-OCT-2006 11:35:43	Dark	31.500	143	Alp Hyi	2.8570	7200.0	63	24340	No
137	GOM_NL__2PRFIN20061026_113708_000000442052_00238_24340_3165.N1	26-OCT-2006 11:37:08	Dark	43.500	9	Alp Eri	0.45300	24000.	87	24340	No
138	GOM_NL__2PRFIN20061026_114013_000000372052_00238_24340_3166.N1	26-OCT-2006 11:40:13	Straylight	36.500	157	The1Eri	2.9060	9300.0	73	24340	No
139	GOM_NL__2PRFIN20061026_114831_000000382052_00238_24340_3167.N1	26-OCT-2006 11:48:31	Straylight	37.500	52	16Bet Cet	2.0370	4500.0	75	24340	No
140	GOM_NL__2PRFIN20061026_115759_000000302052_00238_24340_3168.N1	26-OCT-2006 11:57:59	Bright	30.000	140	88Gam Peg	2.8340	26000.	60	24340	No
141	GOM_NL__2PRFIN20061026_120152_000000312052_00238_24340_3169.N1	26-OCT-2006 12:01:52	Bright	31.000	58	21Alp And	2.0730	11000.	62	24340	No
142	GOM_NL__2PRFIN20061026_120342_000000302052_00238_24340_3170.N1	26-OCT-2006 12:03:42	Bright	30.000	53	43Bet And	2.0480	3300.0	60	24340	No
143	GOM_NL__2PRFIN20061026_120930_000000302052_00238_24340_3171.N1	26-OCT-2006 12:09:30	Bright	30.000	68	18Alp Cas	2.2250	4500.0	60	24340	No
144	GOM_NL__2PRFIN20061026_121045_000000312052_00238_24340_3172.N1	26-OCT-2006 12:10:45	Bright	31.000	76	27Gam Cas	2.3000	30000.	62	24340	No
145	GOM_NL__2PRFIN20061026_121845_000000322052_00238_24340_3173.N1	26-OCT-2006 12:18:45	Bright	31.500	49	1Alp UMi	1.9900	6300.0	63	24340	No
146	GOM_NL__2PRFIN20061026_122219_000000312052_00238_24340_3174.N1	26-OCT-2006 12:22:19	Bright	30.500	60	7Bet UMi	2.0810	3950.0	61	24340	No
147	GOM_NL__2PRFIN20061026_122659_000000312052_00238_24340_3175.N1	26-OCT-2006 12:26:59	Bright	30.500	36	50Alp UMa	1.8000	6300.0	61	24340	No
148	GOM_NL__2PRFIN20061026_122817_000000272052_00238_24340_3176.N1	26-OCT-2006 12:28:17	Bright	27.000	32	77Eps UMa	1.7630	11000.	54	24340	No
149	GOM_NL__2PRFIN20061026_123208_000000332052_00238_24340_3177.N1	26-OCT-2006 12:32:08	Bright	32.500	174	52Psi UMa	3.0040	4400.0	65	24340	No
150	GOM_NL__2PRFIN20061026_123914_000000312052_00238_24340_3178.N1	26-OCT-2006 12:39:14	Bright	30.500	96	68Del Leo	2.5600	9300.0	61	24340	No
151	GOM_NL__2PRFIN20061026_124028_000000282052_00238_24340_3179.N1	26-OCT-2006 12:40:28	Bright	28.000	62	94Bet Leo	2.1360	9700.0	56	24340	No
152	GOM_NL__2PRFIN20061026_125854_000000322052_00238_24340_3180.N1	26-OCT-2006 12:58:54	Dark	31.500	113	Mu Vel	2.6920	5000.0	63	24340	No
153	GOM_NL__2PRFIN20061026_130340_000000332052_00239_24341_3162.N1	26-OCT-2006 13:03:40	Dark	33.000	46	Del Vel	1.9540	10600.	66	24341	No
154	GOM_NL__2PRFIN20061026_130520_000000342052_00239_24341_3163.N1	26-OCT-2006 13:05:20	Dark	33.500	29	Bet Car	1.6720	10200.	67	24341	No
155	GOM_NL__2PRFIN20061026_131620_000000322052_00239_24341_3164.N1	26-OCT-2006 13:16:20	Dark	32.000	143	Alp Hyi	2.8570	7200.0	64	24341	No
156	GOM_NL__2PRFIN20061026_131744_000000392052_00239_24341_3165.N1	26-OCT-2006 13:17:44	Dark	38.500	9	Alp Eri	0.45300	24000.	77	24341	No
157	GOM_NL__2PRFIN20061026_132049_000000342052_00239_24341_3166.N1	26-OCT-2006 13:20:49	Straylight	34.000	157	The1Eri	2.9060	9300.0	68	24341	No
158	GOM_NL__2PRFIN20061026_132907_000000382052_00239_24341_3167.N1	26-OCT-2006 13:29:07	Straylight	37.500	52	16Bet Cet	2.0370	4500.0	75	24341	No
159	GOM_NL__2PRFIN20061026_133836_000000292052_00239_24341_3168.N1	26-OCT-2006 13:38:36	Bright	29.000	140	88Gam Peg	2.8340	26000.	58	24341	No
160	GOM_NL__2PRFIN20061026_134229_000000312052_00239_24341_3169.N1	26-OCT-2006 13:42:29	Bright	30.500	58	21Alp And	2.0730	11000.	61	24341	No

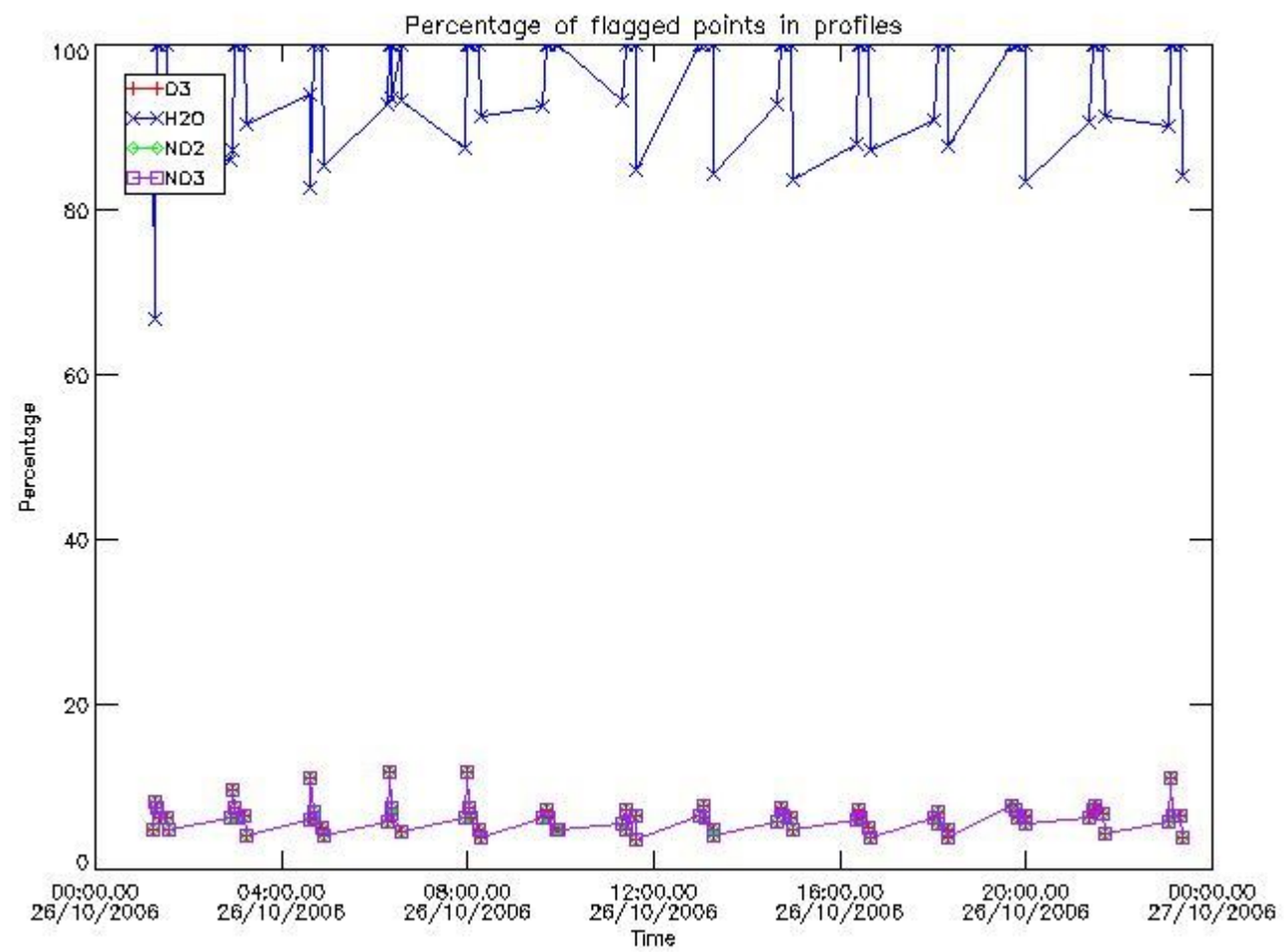
161	GOM_NL__2PRFIN20061026_134418_000000312052_00239_24341_3170.N1	26-OCT-2006 13:44:18	Bright	31.000	53	43Bet And	2.0480	3300.0	62	24341	No
162	GOM_NL__2PRFIN20061026_135005_000000312052_00239_24341_3171.N1	26-OCT-2006 13:50:05	Bright	31.000	68	18Alp Cas	2.2250	4500.0	62	24341	No
163	GOM_NL__2PRFIN20061026_135121_000000312052_00239_24341_3172.N1	26-OCT-2006 13:51:21	Bright	30.500	76	27Gam Cas	2.3000	30000.	61	24341	No
164	GOM_NL__2PRFIN20061026_135921_000000262052_00239_24341_3173.N1	26-OCT-2006 13:59:21	Bright	26.000	49	1Alp UMi	1.9900	6300.0	52	24341	No
165	GOM_NL__2PRFIN20061026_140255_000000302052_00239_24341_3174.N1	26-OCT-2006 14:02:55	Bright	29.500	60	7Bet UMi	2.0810	3950.0	59	24341	No
166	GOM_NL__2PRFIN20061026_140735_000000322052_00239_24341_3175.N1	26-OCT-2006 14:07:35	Bright	32.000	36	50Alp UMa	1.8000	6300.0	64	24341	No
167	GOM_NL__2PRFIN20061026_140853_000000282052_00239_24341_3176.N1	26-OCT-2006 14:08:53	Bright	28.000	32	77Eps UMa	1.7630	11000.	56	24341	No
168	GOM_NL__2PRFIN20061026_141244_000000302052_00239_24341_3177.N1	26-OCT-2006 14:12:44	Bright	30.000	174	52Psi UMa	3.0040	4400.0	60	24341	No
169	GOM_NL__2PRFIN20061026_141951_000000302052_00239_24341_3178.N1	26-OCT-2006 14:19:51	Bright	30.000	96	68Del Leo	2.5600	9300.0	60	24341	No
170	GOM_NL__2PRFIN20061026_142104_000000292052_00239_24341_3179.N1	26-OCT-2006 14:21:04	Bright	28.500	62	94Bet Leo	2.1360	9700.0	57	24341	No
171	GOM_NL__2PRFIN20061026_143930_000000352052_00239_24341_3180.N1	26-OCT-2006 14:39:30	Dark	35.000	113	Mu Vel	2.6920	5000.0	70	24341	No
172	GOM_NL__2PRFIN20061026_144417_000000342052_00240_24342_3162.N1	26-OCT-2006 14:44:17	Dark	34.000	46	Del Vel	1.9540	10600.	68	24342	No
173	GOM_NL__2PRFIN20061026_144556_000000322052_00240_24342_3163.N1	26-OCT-2006 14:45:56	Dark	31.500	29	Bet Car	1.6720	10200.	63	24342	No
174	GOM_NL__2PRFIN20061026_145656_000000332052_00240_24342_3164.N1	26-OCT-2006 14:56:56	Dark	32.500	143	Alp Hyi	2.8570	7200.0	65	24342	No
175	GOM_NL__2PRFIN20061026_145820_000000432052_00240_24342_3165.N1	26-OCT-2006 14:58:20	Dark	43.000	9	Alp Eri	0.45300	24000.	86	24342	No
176	GOM_NL__2PRFIN20061026_150125_000000372052_00240_24342_3166.N1	26-OCT-2006 15:01:25	Straylight	36.500	157	The1Eri	2.9060	9300.0	73	24342	No
177	GOM_NL__2PRFIN20061026_150943_000000392052_00240_24342_3167.N1	26-OCT-2006 15:09:43	Straylight	39.000	52	16Bet Cet	2.0370	4500.0	78	24342	No
178	GOM_NL__2PRFIN20061026_151912_000000312052_00240_24342_3168.N1	26-OCT-2006 15:19:12	Bright	30.500	140	88Gam Peg	2.8340	26000.	61	24342	No
179	GOM_NL__2PRFIN20061026_152305_000000302052_00240_24342_3169.N1	26-OCT-2006 15:23:05	Bright	29.500	58	21Alp And	2.0730	11000.	59	24342	No
180	GOM_NL__2PRFIN20061026_152454_000000322052_00240_24342_3170.N1	26-OCT-2006 15:24:54	Bright	32.000	53	43Bet And	2.0480	3300.0	64	24342	No
181	GOM_NL__2PRFIN20061026_153041_000000312052_00240_24342_3171.N1	26-OCT-2006 15:30:41	Bright	30.500	68	18Alp Cas	2.2250	4500.0	61	24342	No
182	GOM_NL__2PRFIN20061026_153157_000000302052_00240_24342_3172.N1	26-OCT-2006 15:31:57	Bright	29.500	76	27Gam Cas	2.3000	30000.	59	24342	No
183	GOM_NL__2PRFIN20061026_153957_000000302052_00240_24342_3173.N1	26-OCT-2006 15:39:57	Bright	29.500	49	1Alp UMi	1.9900	6300.0	59	24342	No
184	GOM_NL__2PRFIN20061026_154331_000000302052_00240_24342_3174.N1	26-OCT-2006 15:43:31	Bright	29.500	60	7Bet UMi	2.0810	3950.0	59	24342	No
185	GOM_NL__2PRFIN20061026_154811_000000332052_00240_24342_3175.N1	26-OCT-2006 15:48:11	Bright	32.500	36	50Alp UMa	1.8000	6300.0	65	24342	No
186	GOM_NL__2PRFIN20061026_154929_000000282052_00240_24342_3176.N1	26-OCT-2006 15:49:29	Bright	28.000	32	77Eps UMa	1.7630	11000.	56	24342	No
187	GOM_NL__2PRFIN20061026_155320_000000322052_00240_24342_3177.N1	26-OCT-2006 15:53:20	Bright	31.500	174	52Psi UMa	3.0040	4400.0	63	24342	No
188	GOM_NL__2PRFIN20061026_160027_000000302052_00240_24342_3178.N1	26-OCT-2006 16:00:27	Bright	29.500	96	68Del Leo	2.5600	9300.0	59	24342	No
189	GOM_NL__2PRFIN20061026_160140_000000282052_00240_24342_3179.N1	26-OCT-2006 16:01:40	Bright	28.000	62	94Bet Leo	2.1360	9700.0	56	24342	No
190	GOM_NL__2PRFIN20061026_162007_000000342052_00240_24342_3180.N1	26-OCT-2006 16:20:07	Dark	34.000	113	Mu Vel	2.6920	5000.0	68	24342	No
191	GOM_NL__2PRFIN20061026_162453_000000352052_00241_24343_3162.N1	26-OCT-2006 16:24:53	Dark	35.000	46	Del Vel	1.9540	10600.	70	24343	No
192	GOM_NL__2PRFIN20061026_162632_000000342052_00241_24343_3163.N1	26-OCT-2006 16:26:32	Dark	33.500	29	Bet Car	1.6720	10200.	67	24343	No
193	GOM_NL__2PRFIN20061026_163732_000000312052_00241_24343_3164.N1	26-OCT-2006 16:37:32	Dark	31.000	143	Alp Hyi	2.8570	7200.0	62	24343	No
194	GOM_NL__2PRFIN20061026_163856_000000402052_00241_24343_3165.N1	26-OCT-2006 16:38:56	Dark	39.500	9	Alp Eri	0.45300	24000.	79	24343	No
195	GOM_NL__2PRFIN20061026_164202_000000362052_00241_24343_3166.N1	26-OCT-2006 16:42:02	Straylight	35.500	157	The1Eri	2.9060	9300.0	71	24343	No
196	GOM_NL__2PRFIN20061026_165019_000000402052_00241_24343_3167.N1	26-OCT-2006 16:50:19	Straylight	40.000	52	16Bet Cet	2.0370	4500.0	80	24343	No
197	GOM_NL__2PRFIN20061026_165948_000000302052_00241_24343_3168.N1	26-OCT-2006 16:59:48	Bright	30.000	140	88Gam Peg	2.8340	26000.	60	24343	No
198	GOM_NL__2PRFIN20061026_170341_000000312052_00241_24343_3169.N1	26-OCT-2006 17:03:41	Bright	31.000	58	21Alp And	2.0730	11000.	62	24343	No
199	GOM_NL__2PRFIN20061026_170530_000000332052_00241_24343_3170.N1	26-OCT-2006 17:05:30	Bright	33.000	53	43Bet And	2.0480	3300.0	66	24343	No
200	GOM_NL__2PRFIN20061026_171117_000000312052_00241_24343_3171.N1	26-OCT-2006 17:11:17	Bright	30.500	68	18Alp Cas	2.2250	4500.0	61	24343	No
201	GOM_NL__2PRFIN20061026_171233_000000302052_00241_24343_3172.N1	26-OCT-2006 17:12:33	Bright	30.000	76	27Gam Cas	2.3000	30000.	60	24343	No
202	GOM_NL__2PRFIN20061026_172033_000000302052_00241_24343_3173.N1	26-OCT-2006 17:20:33	Bright	29.500	49	1Alp UMi	1.9900	6300.0	59	24343	No
203	GOM_NL__2PRFIN20061026_172407_000000302052_00241_24343_3174.N1	26-OCT-2006 17:24:07	Bright	30.000	60	7Bet UMi	2.0810	3950.0	60	24343	No
204	GOM_NL__2PRFIN20061026_172847_000000302052_00241_24343_3175.N1	26-OCT-2006 17:28:47	Bright	29.500	36	50Alp UMa	1.8000	6300.0	59	24343	No
205	GOM_NL__2PRFIN20061026_173005_000000282052_00241_24343_3176.N1	26-OCT-2006 17:30:05	Bright	28.000	32	77Eps UMa	1.7630	11000.	56	24343	No
206	GOM_NL__2PRFIN20061026_173356_000000492052_00241_24343_3177.N1	26-OCT-2006 17:33:56	Bright	49.000	174	52Psi UMa	3.0040	4400.0	98	24343	No
207	GOM_NL__2PRFIN20061026_174103_000000312052_00241_24343_3178.N1	26-OCT-2006 17:41:03	Bright	31.000	96	68Del Leo	2.5600	9300.0	62	24343	No
208	GOM_NL__2PRFIN20061026_174216_000000292052_00241_24343_3179.N1	26-OCT-2006 17:42:16	Bright	28.500	62	94Bet Leo	2.1360	9700.0	57	24343	No
209	GOM_NL__2PRFIN20061026_180043_000000342052_00241_24343_3180.N1	26-OCT-2006 18:00:43	Dark	33.500	113	Mu Vel	2.6920	5000.0	67	24343	No
210	GOM_NL__2PRFIN20061026_180530_000000372052_00242_24344_3162.N1	26-OCT-2006 18:05:30	Dark	36.500	46	Del Vel	1.9540	10600.	73	24344	No
211	GOM_NL__2PRFIN20061026_180708_000000382052_00242_24344_3163.N1	26-OCT-2006 18:07:08	Dark	37.500	29	Bet Car	1.6720	10200.	75	24344	No
212	GOM_NL__2PRFIN20061026_181808_000000322052_00242_24344_3164.N1	26-OCT-2006 18:18:08	Dark	32.000	143	Alp Hyi	2.8570	7200.0	64	24344	No
213	GOM_NL__2PRFIN20061026_181933_000000412052_00242_24344_3165.N1	26-OCT-2006 18:19:33	Dark	41.000	9	Alp Eri	0.45300	24000.	82	24344	No
214	GOM_NL__2PRFIN20061026_182238_000000372052_00242_24344_3166.N1	26-OCT-2006 18:22:38	Straylight	37.000	157	The1Eri	2.9060	9300.0	74	24344	No
215	GOM_NL__2PRFIN20061026_183055_000000372052_00242_24344_3167.N1	26-OCT-2006 18:30:55	Straylight	37.000	52	16Bet Cet	2.0370	4500.0	74	24344	No
216	GOM_NL__2PRFIN20061026_184024_000000302052_00242_24344_3168.N1	26-OCT-2006 18:40:24	Bright	30.000	140	88Gam Peg	2.8340	26000.	60	24344	No
217	GOM_NL__2PRFIN20061026_184417_000000312052_00242_24344_3169.N1	26-OCT-2006 18:44:17	Bright	30.500	58	21Alp And	2.0730	11000.	61	24344	No
218	GOM_NL__2PRFIN20061026_184605_000000322052_00242_24344_3170.N1	26-OCT-2006 18:46:05	Bright	31.500	53	43Bet And	2.0480	3300.0	63	24344	No
219	GOM_NL__2PRFIN20061026_185153_000000312052_00242_24344_3171.N1	26-OCT-2006 18:51:53	Bright	31.000	68	18Alp Cas	2.2250	4500.0	62	24344	No

220	GOM_NL__2PRFIN20061026_185308_000000302052_00242_24344_3172.N1	26-OCT-2006 18:53:08	Bright	30.000	76	27Gam Cas	2.3000	30000.	60	24344	No
221	GOM_NL__2PRFIN20061026_190109_000000322052_00242_24344_3173.N1	26-OCT-2006 19:01:09	Bright	31.500	49	1Alp UMi	1.9900	6300.0	63	24344	No
222	GOM_NL__2PRFIN20061026_190444_000000312052_00242_24344_3174.N1	26-OCT-2006 19:04:44	Bright	31.000	60	7Bet UMi	2.0810	3950.0	62	24344	No
223	GOM_NL__2PRFIN20061026_190923_000000332052_00242_24344_3175.N1	26-OCT-2006 19:09:23	Bright	33.000	36	50Alp UMa	1.8000	6300.0	66	24344	No
224	GOM_NL__2PRFIN20061026_191041_000000312052_00242_24344_3176.N1	26-OCT-2006 19:10:41	Bright	31.000	32	77Eps UMa	1.7630	11000.	62	24344	No
225	GOM_NL__2PRFIN20061026_191432_000000322052_00242_24344_3177.N1	26-OCT-2006 19:14:32	Bright	31.500	174	52Psi UMa	3.0040	4400.0	63	24344	No
226	GOM_NL__2PRFIN20061026_192139_000000312052_00242_24344_3178.N1	26-OCT-2006 19:21:39	Bright	30.500	96	68Del Leo	2.5600	9300.0	61	24344	No
227	GOM_NL__2PRFIN20061026_192252_000000282052_00242_24344_3179.N1	26-OCT-2006 19:22:52	Bright	28.000	62	94Bet Leo	2.1360	9700.0	56	24344	No
228	GOM_NL__2PRFIN20061026_194119_000000342052_00242_24344_3180.N1	26-OCT-2006 19:41:19	Dark	33.500	113	Mu Vel	2.6920	5000.0	67	24344	No
229	GOM_NL__2PRFIN20061026_194606_000000362052_00243_24345_3222.N1	26-OCT-2006 19:46:06	Dark	35.500	46	Del Vel	1.9540	10600.	71	24345	No
230	GOM_NL__2PRFIN20061026_194745_000000342052_00243_24345_3223.N1	26-OCT-2006 19:47:45	Dark	33.500	29	Bet Car	1.6720	10200.	67	24345	No
231	GOM_NL__2PRFIN20061026_195844_000000322052_00243_24345_3224.N1	26-OCT-2006 19:58:44	Dark	31.500	143	Alp Hyi	2.8570	7200.0	63	24345	No
232	GOM_NL__2PRFIN20061026_200009_000000372052_00243_24345_3225.N1	26-OCT-2006 20:00:09	Dark	36.500	9	Alp Eri	0.45300	24000.	73	24345	No
233	GOM_NL__2PRFIN20061026_200314_000000352052_00243_24345_3226.N1	26-OCT-2006 20:03:14	Straylight	34.500	157	The1Eri	2.9060	9300.0	69	24345	No
234	GOM_NL__2PRFIN20061026_201132_000000382052_00243_24345_3227.N1	26-OCT-2006 20:11:32	Straylight	38.000	52	16Bet Cet	2.0370	4500.0	76	24345	No
235	GOM_NL__2PRFIN20061026_202100_000000292052_00243_24345_3228.N1	26-OCT-2006 20:21:00	Bright	29.000	140	88Gam Peg	2.8340	26000.	58	24345	No
236	GOM_NL__2PRFIN20061026_202453_000000312052_00243_24345_3229.N1	26-OCT-2006 20:24:53	Bright	30.500	58	21Alp And	2.0730	11000.	61	24345	No
237	GOM_NL__2PRFIN20061026_202641_000000332052_00243_24345_3230.N1	26-OCT-2006 20:26:41	Bright	32.500	53	43Bet And	2.0480	3300.0	65	24345	No
238	GOM_NL__2PRFIN20061026_203229_000000322052_00243_24345_3231.N1	26-OCT-2006 20:32:29	Bright	31.500	68	18Alp Cas	2.2250	4500.0	63	24345	No
239	GOM_NL__2PRFIN20061026_203344_000000312052_00243_24345_3232.N1	26-OCT-2006 20:33:44	Bright	31.000	76	27Gam Cas	2.3000	30000.	62	24345	No
240	GOM_NL__2PRFIN20061026_204145_000000302052_00243_24345_3233.N1	26-OCT-2006 20:41:45	Bright	29.500	49	1Alp UMi	1.9900	6300.0	59	24345	No
241	GOM_NL__2PRFIN20061026_204520_000000272052_00243_24345_3234.N1	26-OCT-2006 20:45:20	Bright	27.000	60	7Bet UMi	2.0810	3950.0	54	24345	No
242	GOM_NL__2PRFIN20061026_204958_000000332052_00243_24345_3235.N1	26-OCT-2006 20:49:58	Bright	32.500	36	50Alp UMa	1.8000	6300.0	65	24345	No
243	GOM_NL__2PRFIN20061026_205118_000000312052_00243_24345_3236.N1	26-OCT-2006 20:51:18	Bright	31.000	32	77Eps UMa	1.7630	11000.	62	24345	No
244	GOM_NL__2PRFIN20061026_205508_000000302052_00243_24345_3237.N1	26-OCT-2006 20:55:08	Bright	30.000	174	52Psi UMa	3.0040	4400.0	60	24345	No
245	GOM_NL__2PRFIN20061026_210215_000000312052_00243_24345_3238.N1	26-OCT-2006 21:02:15	Bright	31.000	96	68Del Leo	2.5600	9300.0	62	24345	No
246	GOM_NL__2PRFIN20061026_210329_000000282052_00243_24345_3239.N1	26-OCT-2006 21:03:29	Bright	28.000	62	94Bet Leo	2.1360	9700.0	56	24345	No
247	GOM_NL__2PRFIN20061026_212155_000000332052_00243_24345_3240.N1	26-OCT-2006 21:21:55	Dark	32.500	113	Mu Vel	2.6920	5000.0	65	24345	No
248	GOM_NL__2PRFIN20061026_212643_000000352052_00244_24346_3222.N1	26-OCT-2006 21:26:43	Dark	35.000	46	Del Vel	1.9540	10600.	70	24346	No
249	GOM_NL__2PRFIN20061026_212821_000000342052_00244_24346_3223.N1	26-OCT-2006 21:28:21	Dark	33.500	29	Bet Car	1.6720	10200.	67	24346	No
250	GOM_NL__2PRFIN20061026_213920_000000312052_00244_24346_3224.N1	26-OCT-2006 21:39:20	Dark	31.000	143	Alp Hyi	2.8570	7200.0	62	24346	No
251	GOM_NL__2PRFIN20061026_214045_000000352052_00244_24346_3225.N1	26-OCT-2006 21:40:45	Dark	35.000	9	Alp Eri	0.45300	24000.	70	24346	No
252	GOM_NL__2PRFIN20061026_214351_000000352052_00244_24346_3226.N1	26-OCT-2006 21:43:51	Straylight	34.500	157	The1Eri	2.9060	9300.0	69	24346	No
253	GOM_NL__2PRFIN20061026_215207_000000372052_00244_24346_3227.N1	26-OCT-2006 21:52:07	Straylight	37.000	52	16Bet Cet	2.0370	4500.0	74	24346	No
254	GOM_NL__2PRFIN20061026_220136_000000302052_00244_24346_3228.N1	26-OCT-2006 22:01:36	Bright	29.500	140	88Gam Peg	2.8340	26000.	59	24346	No
255	GOM_NL__2PRFIN20061026_220529_000000312052_00244_24346_3229.N1	26-OCT-2006 22:05:29	Bright	30.500	58	21Alp And	2.0730	11000.	61	24346	No
256	GOM_NL__2PRFIN20061026_220717_000000312052_00244_24346_3230.N1	26-OCT-2006 22:07:17	Bright	31.000	53	43Bet And	2.0480	3300.0	62	24346	No
257	GOM_NL__2PRFIN20061026_221305_000000322052_00244_24346_3231.N1	26-OCT-2006 22:13:05	Bright	31.500	68	18Alp Cas	2.2250	4500.0	63	24346	No
258	GOM_NL__2PRFIN20061026_221420_000000312052_00244_24346_3232.N1	26-OCT-2006 22:14:20	Bright	30.500	76	27Gam Cas	2.3000	30000.	61	24346	No
259	GOM_NL__2PRFIN20061026_222221_000000272052_00244_24346_3233.N1	26-OCT-2006 22:22:21	Bright	27.000	49	1Alp UMi	1.9900	6300.0	54	24346	No
260	GOM_NL__2PRFIN20061026_222556_000000312052_00244_24346_3234.N1	26-OCT-2006 22:25:56	Bright	31.000	60	7Bet UMi	2.0810	3950.0	62	24346	No
261	GOM_NL__2PRFIN20061026_223034_000000322052_00244_24346_3235.N1	26-OCT-2006 22:30:34	Bright	32.000	36	50Alp UMa	1.8000	6300.0	64	24346	No
262	GOM_NL__2PRFIN20061026_223153_000000312052_00244_24346_3236.N1	26-OCT-2006 22:31:53	Bright	31.000	32	77Eps UMa	1.7630	11000.	62	24346	No
263	GOM_NL__2PRFIN20061026_223544_000000322052_00244_24346_3237.N1	26-OCT-2006 22:35:44	Bright	31.500	174	52Psi UMa	3.0040	4400.0	63	24346	No
264	GOM_NL__2PRFIN20061026_224251_000000292052_00244_24346_3238.N1	26-OCT-2006 22:42:51	Bright	29.000	96	68Del Leo	2.5600	9300.0	58	24346	No
265	GOM_NL__2PRFIN20061026_224405_000000272052_00244_24346_3239.N1	26-OCT-2006 22:44:05	Bright	26.500	62	94Bet Leo	2.1360	9700.0	53	24346	No
266	GOM_NL__2PRFIN20061026_230232_000000362052_00244_24346_3240.N1	26-OCT-2006 23:02:32	Dark	35.500	113	Mu Vel	2.6920	5000.0	71	24346	No
267	GOM_NL__2PRFIN20061026_230719_000000372052_00245_24347_3222.N1	26-OCT-2006 23:07:19	Dark	36.500	46	Del Vel	1.9540	10600.	73	24347	No
268	GOM_NL__2PRFIN20061026_230857_000000322052_00245_24347_3223.N1	26-OCT-2006 23:08:57	Dark	32.000	29	Bet Car	1.6720	10200.	64	24347	No
269	GOM_NL__2PRFIN20061026_231956_000000322052_00245_24347_3224.N1	26-OCT-2006 23:19:56	Dark	31.500	143	Alp Hyi	2.8570	7200.0	63	24347	No
270	GOM_NL__2PRFIN20061026_232121_000000422052_00245_24347_3225.N1	26-OCT-2006 23:21:21	Dark	41.500	9	Alp Eri	0.45300	24000.	83	24347	No
271	GOM_NL__2PRFIN20061026_232427_000000372052_00245_24347_3226.N1	26-OCT-2006 23:24:27	Straylight	37.000	157	The1Eri	2.9060	9300.0	74	24347	No

3. Quality information per product


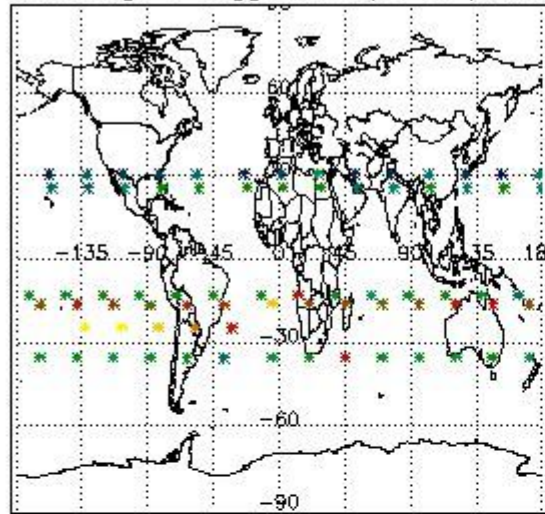
In this section it is plotted some information contained in the Quality Summary data set of the level 2 products. Only products in dark limb conditions and without errors (error flag in the MPH set to "0") are used.

3.1 Plot quality information per product (time dependant)

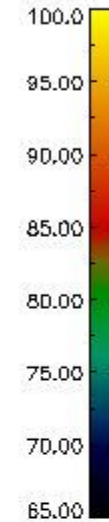
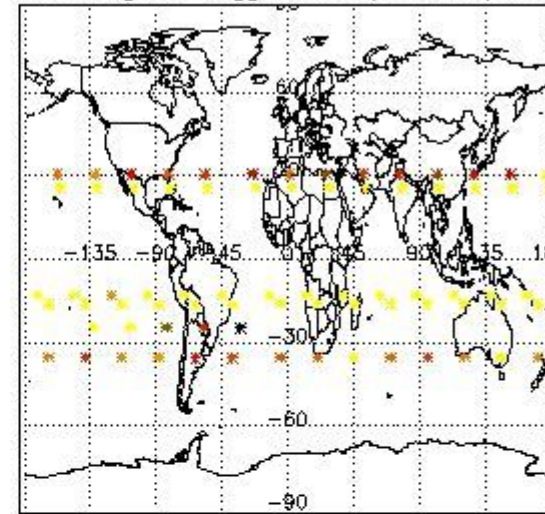


3.2 Plot quality information per product (world map)


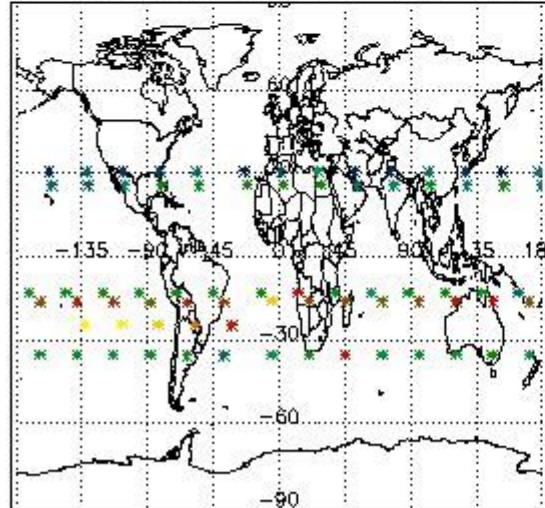
Percentage of flagged data per O3 profile



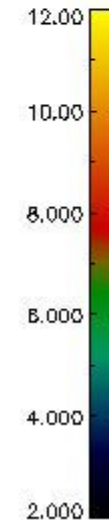
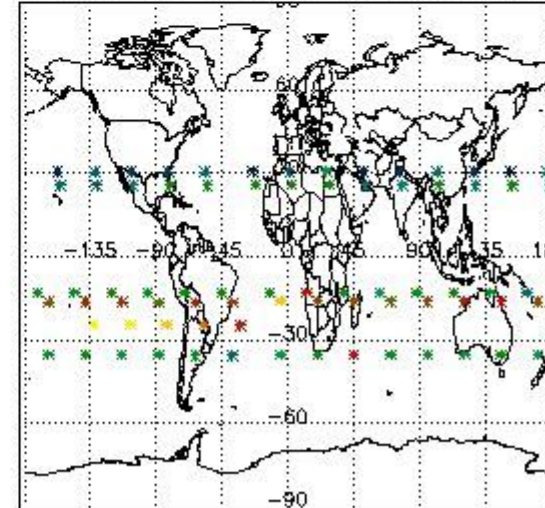
Percentage of flagged data per H2O profile



Percentage of flagged data per NO2 profile



Percentage of flagged data per NO3 profile

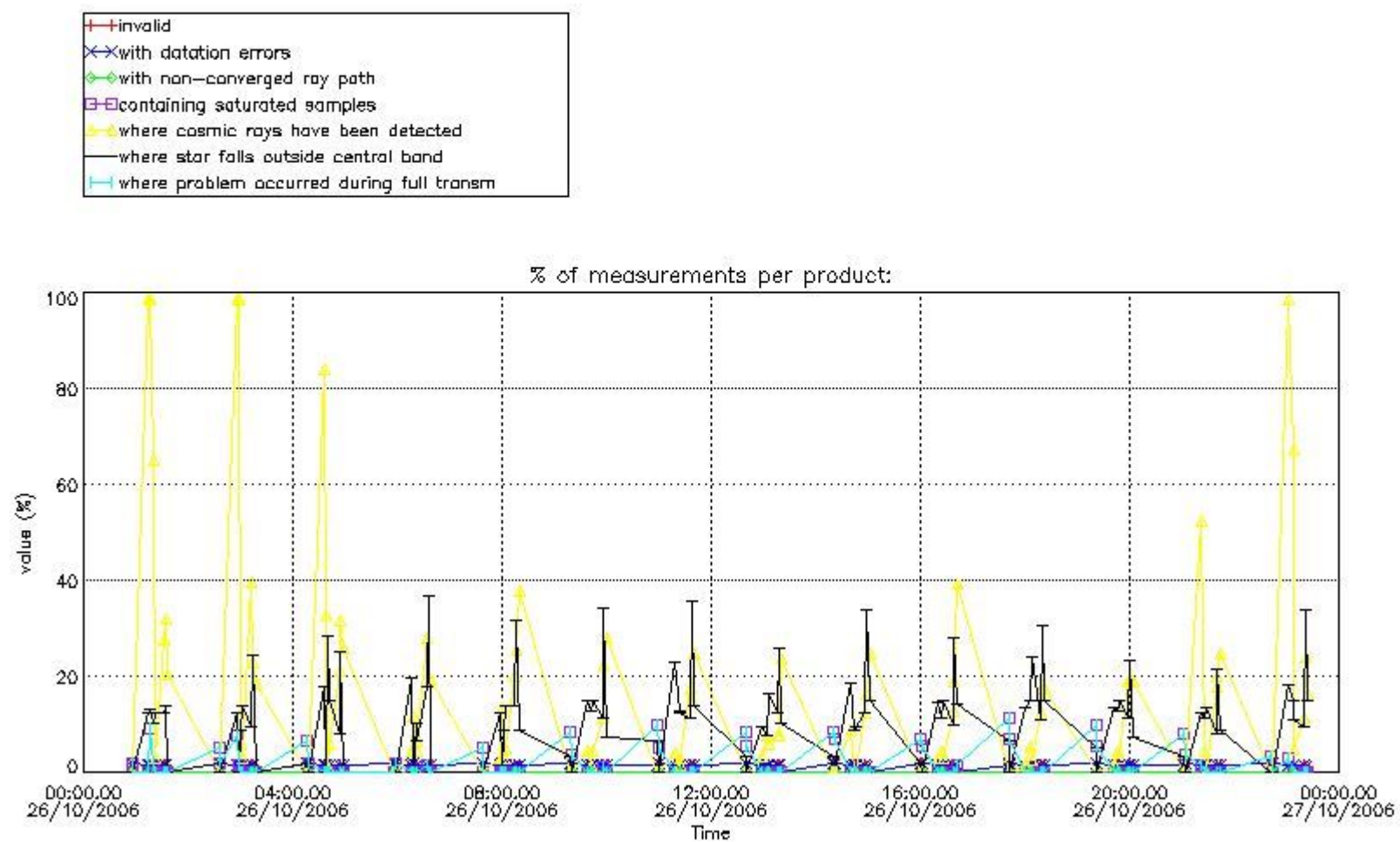


4. Level 1 quality information per product

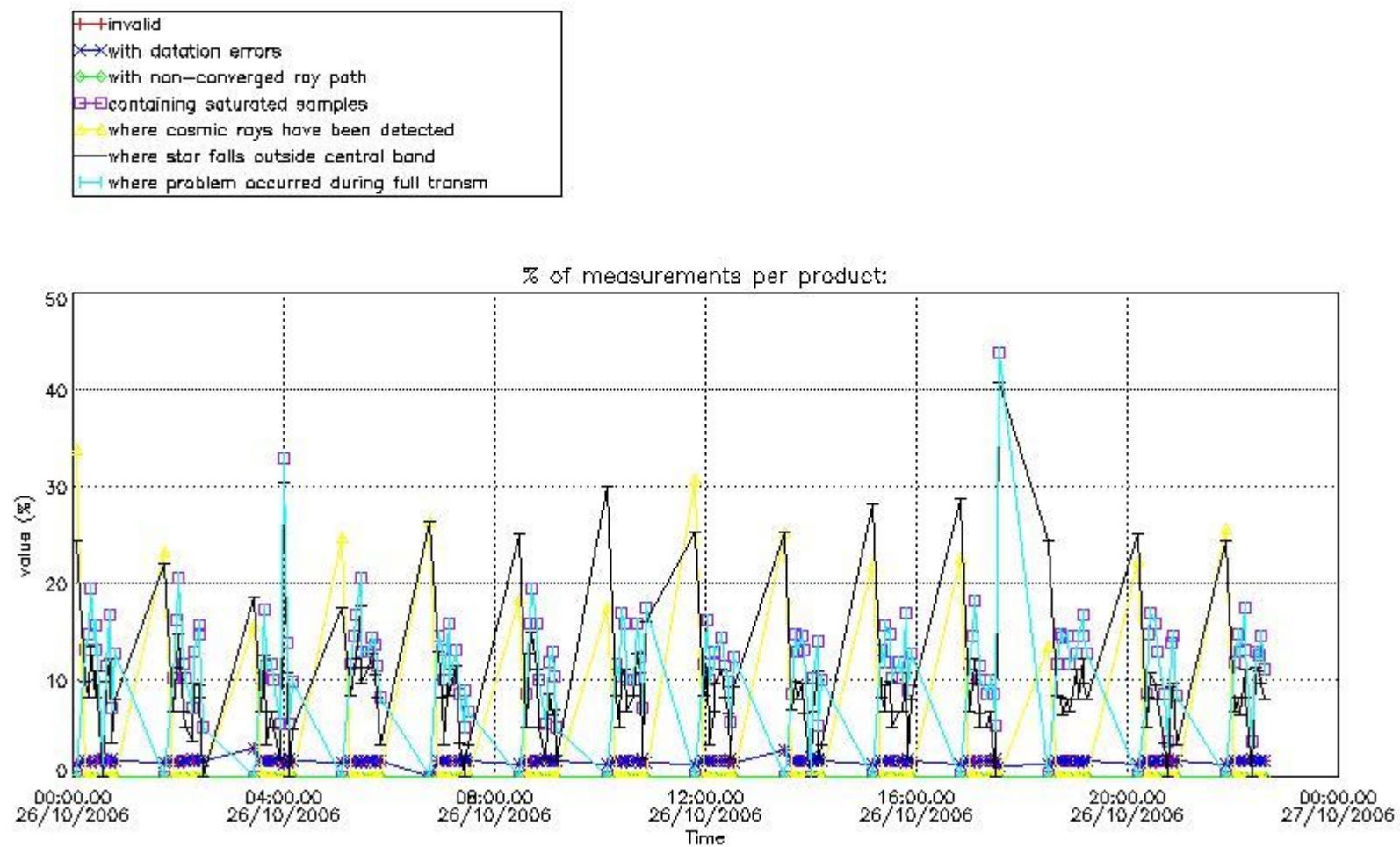
In this section it is plotted some information contained in the Quality Summary data set of the level 2 products that comes from the level 1b processing. Products without errors (error flag in the MPH set to "0") are used.

4.1 Plot quality information per product (time dependant) coming from level 1b processing

4.1.1 Plot level 1 quality information per product (time dependant): ENVISAT ASCENDING passes



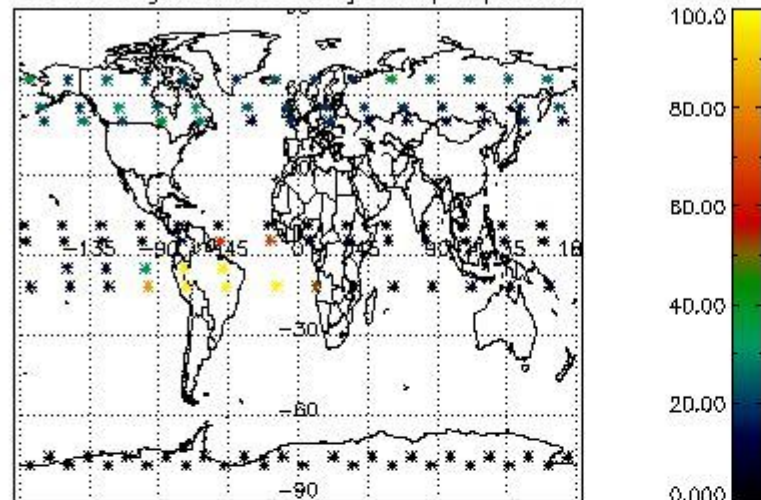
4.1.2 Plot level 1 quality information per product (time dependant): ENVI SAT DESCENDING passes



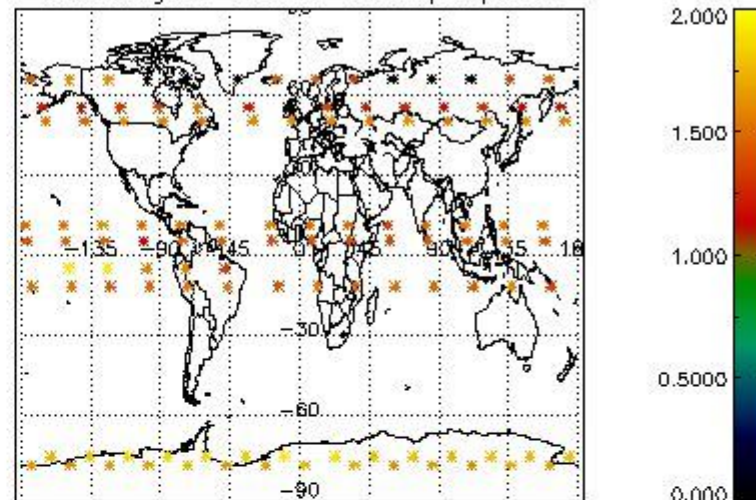
4.2 Plot quality information per product coming from level 1b processing (world map)

4.2.1 Plot level 1 quality information per product (world map): ENVISAT ASCENDING passes

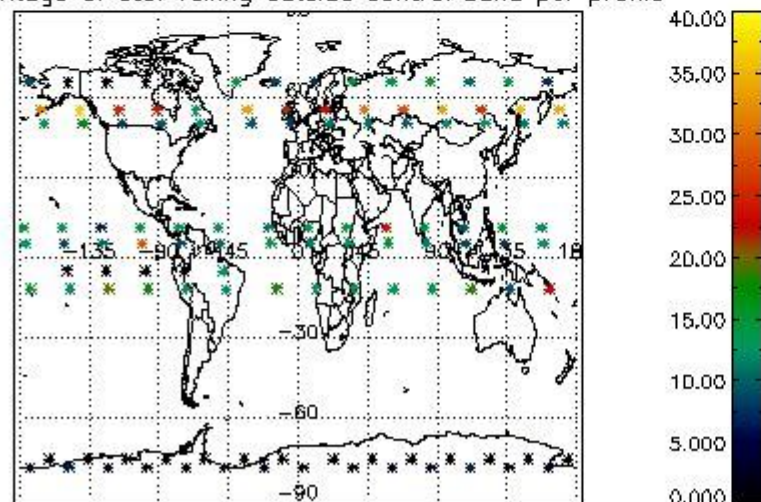
Percentage of cosmic ray hits per profile



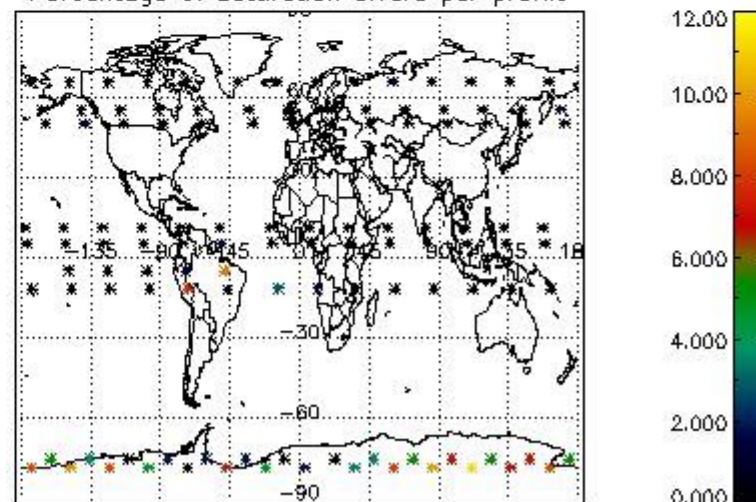
Percentage of datation errors per profile



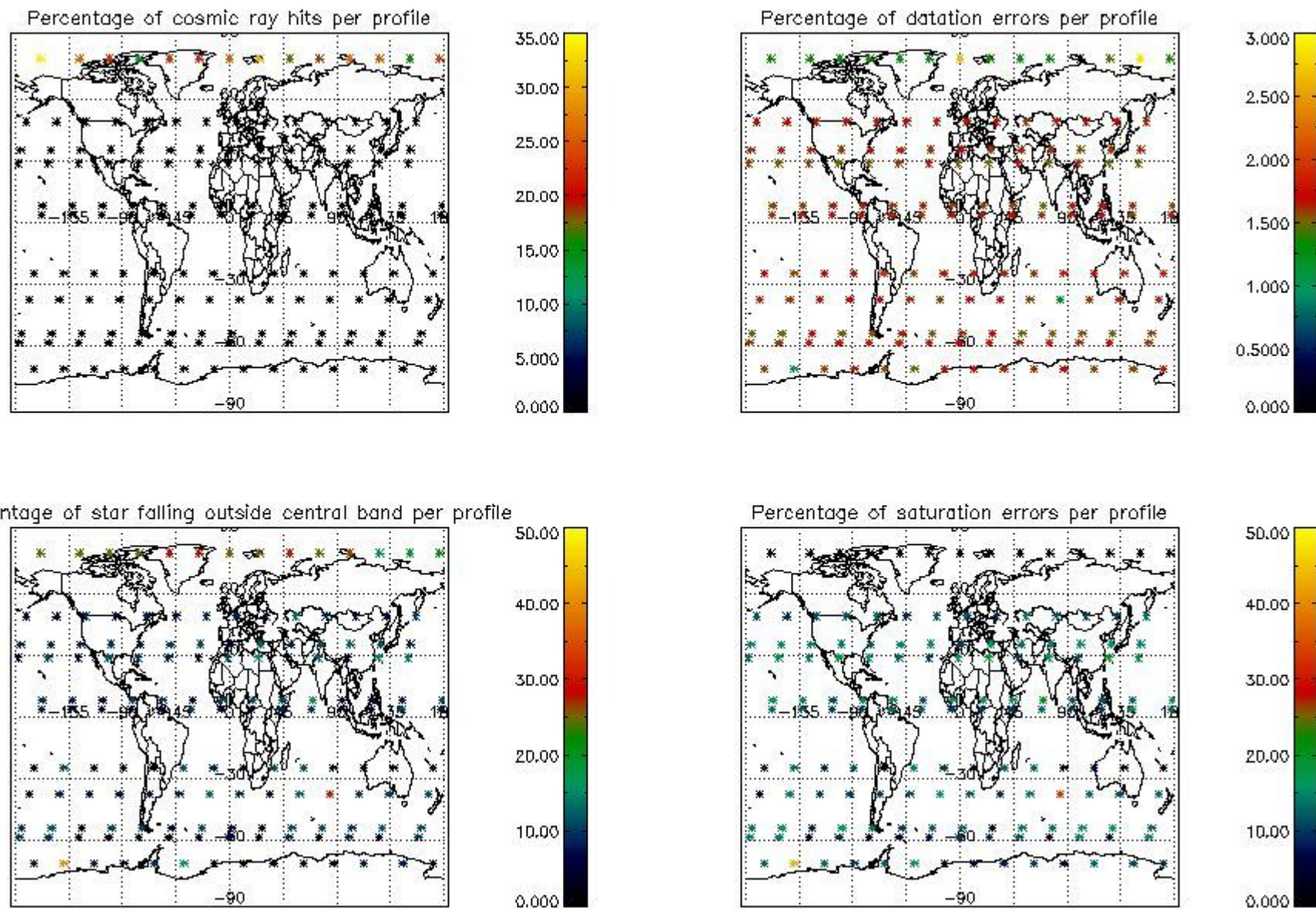
Percentage of star falling outside central band per profile



Percentage of saturation errors per profile



4.2.2 Plot level 1 quality information per product (world map): ENVISAT DESCENDING passes



5. Trace gas profiles

5.1 Ozone statistics based on quality of products

The final quality of the products can be "measured" using the STD (Standard Deviation) attached to every point profile. This information is written to the parameter GOM_NL__2P/NL_LOCAL_SPECIES_DENSITY/o3_std of the level 2 products. The table below shows the statistics for given STD ranges.

The statistics are given with respect to the overall valid production:

- Products without fatal errors: GOM_NL__2P/MPH/PRODUCT_ERR=0
- Valid point profile: GOM_NL__2P/NL_LOCAL_SPECIES_DENSITY/pcd(0)=0

The 'Criteria' is applied to valid points of dark limb products:

- Products in dark limb illumination condition: GOM_NL__2P/NL_SUMMARY_QUALITY/obs_ill_cond=0
- Products without fatal errors: GOM_NL__2P/MPH/PRODUCT_ERR=0
- Valid point profile: GOM_NL__2P/NL_LOCAL_SPECIES_DENSITY/pcd(0)=0

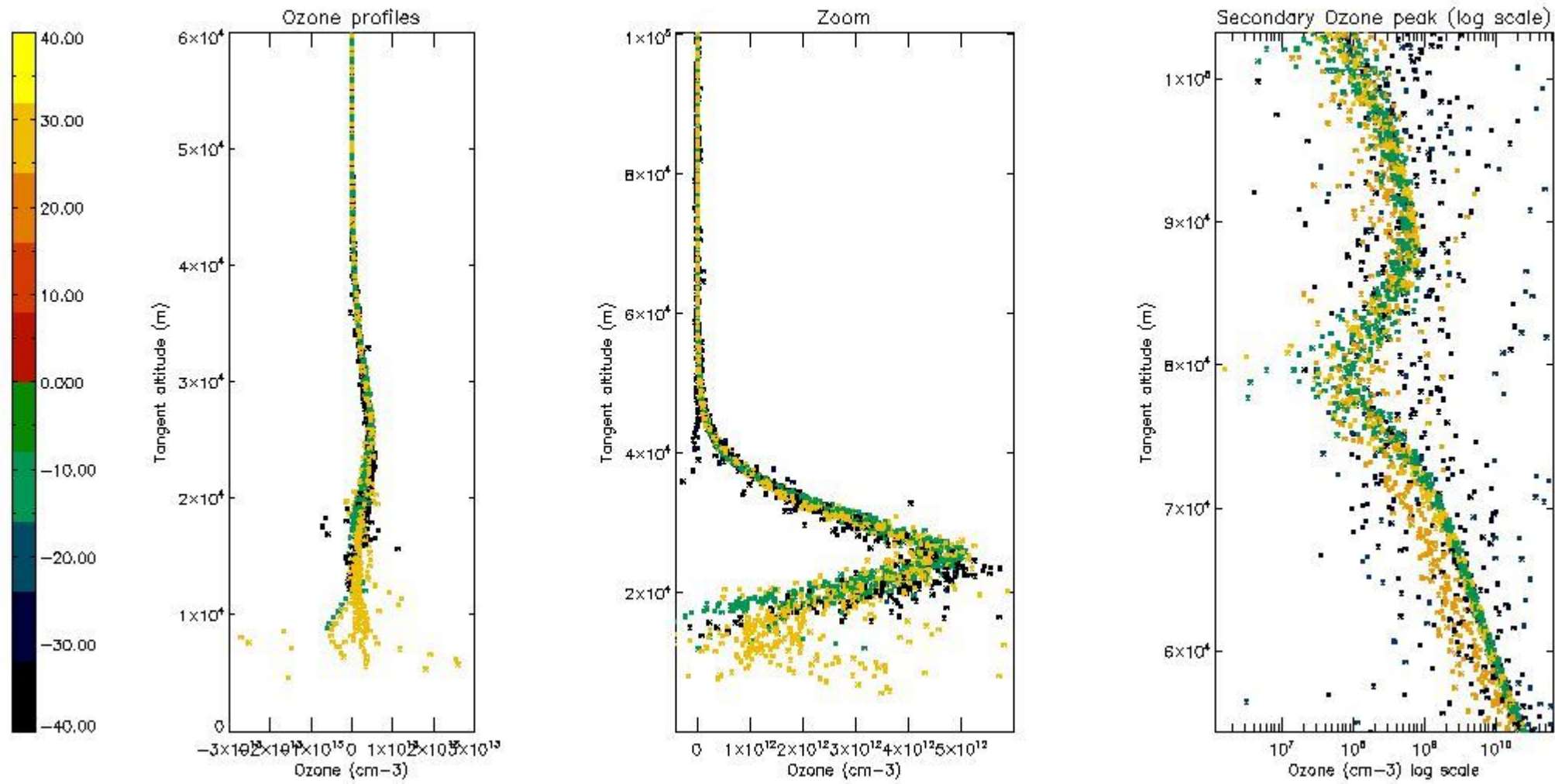
So, the table below shows the percentage of dark limb and valid observations for each criteria with respect to the overall valid daily observations.

Criteria	% of total production
All STD	30
STD < 20	18

STD < 10	13
STD < 5	8

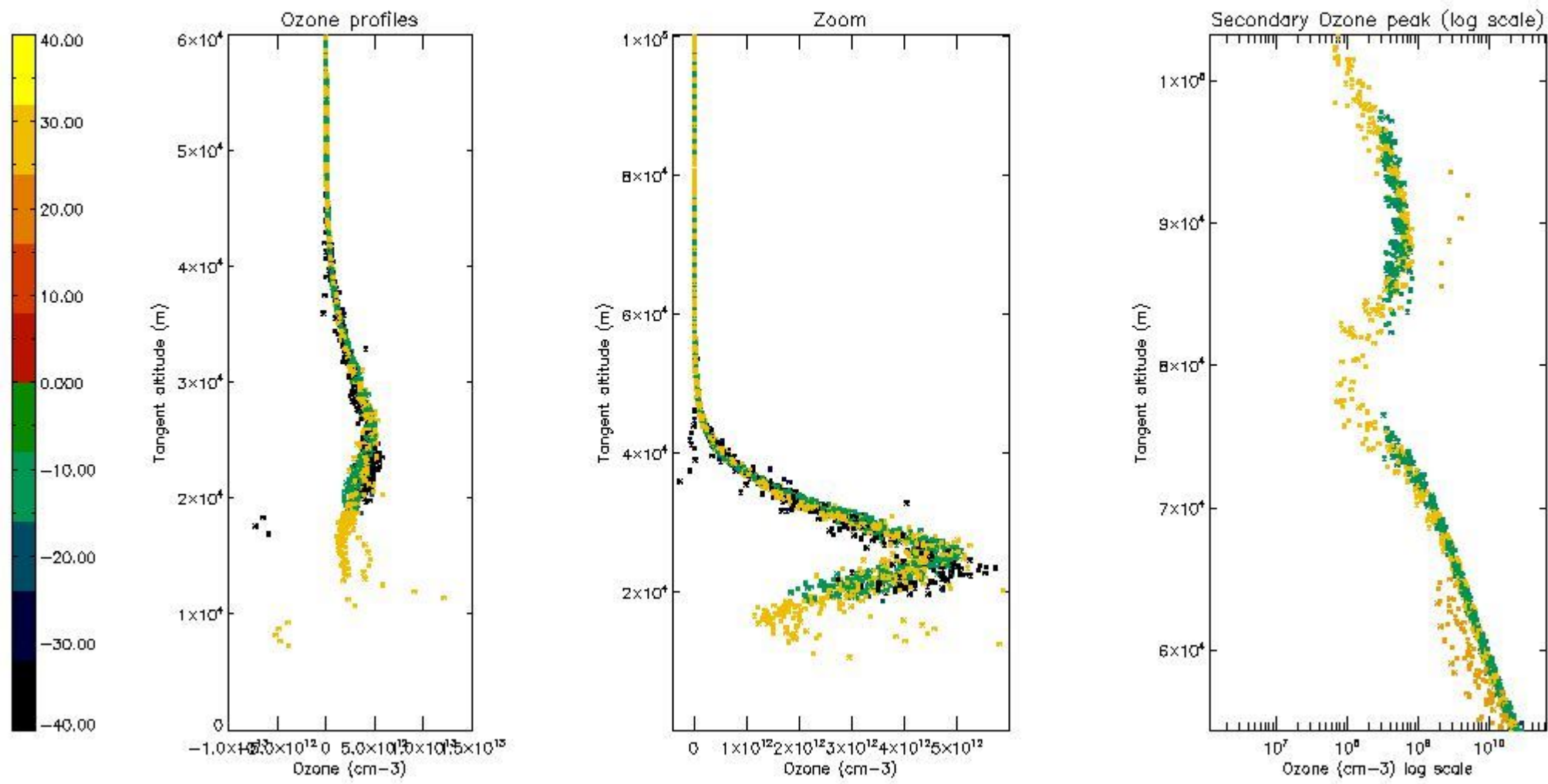
5.2 Plot ozone profiles for all STD (dark without errors)

The colorbar represents the latitude.



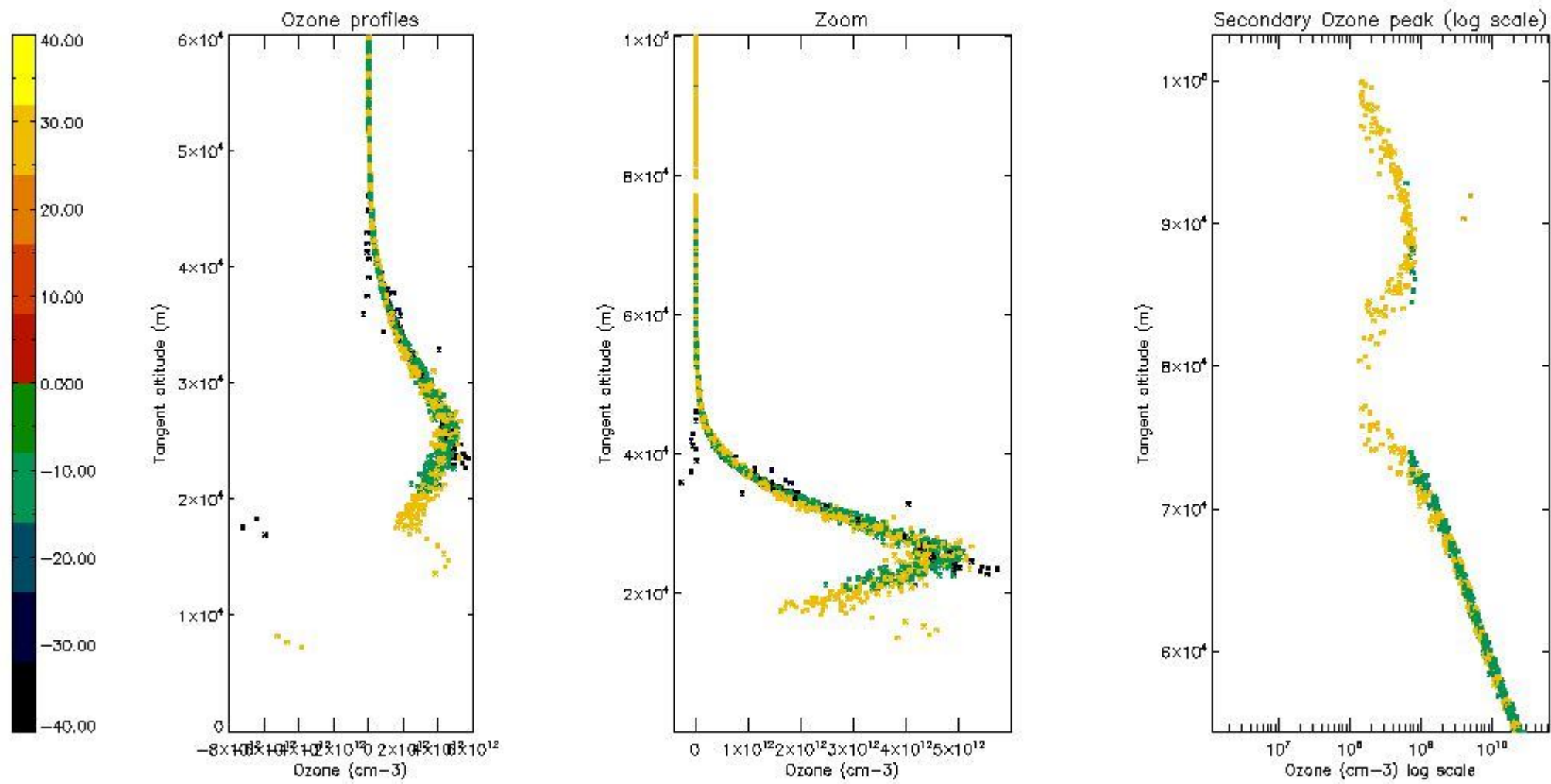
5.3 Plot ozone profiles where STD < 20% (dark without errors)

The colorbar represents the latitude.



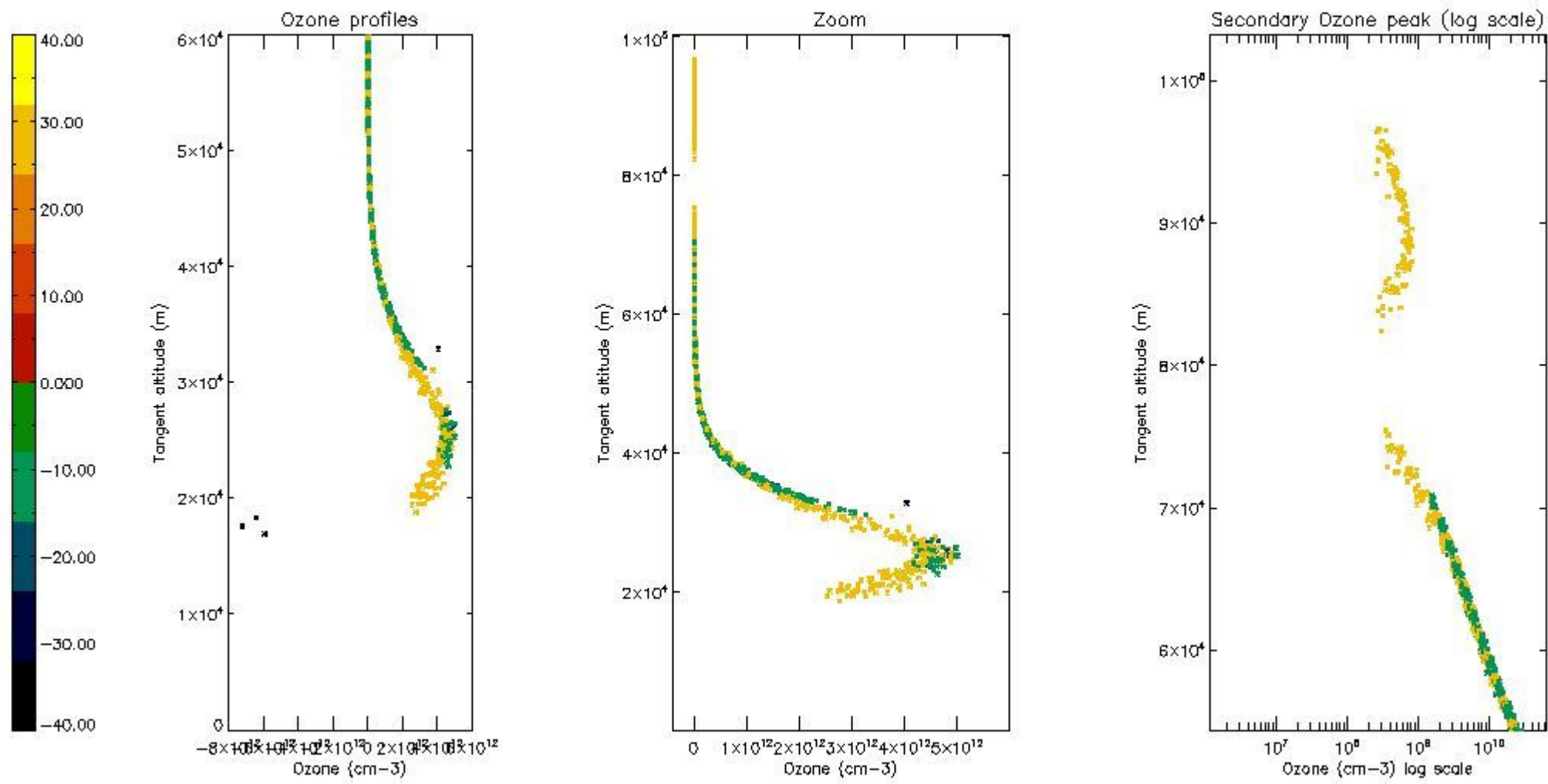
5.4 Plot ozone profiles where STD < 10% (dark without errors)

The colorbar represents the latitude.



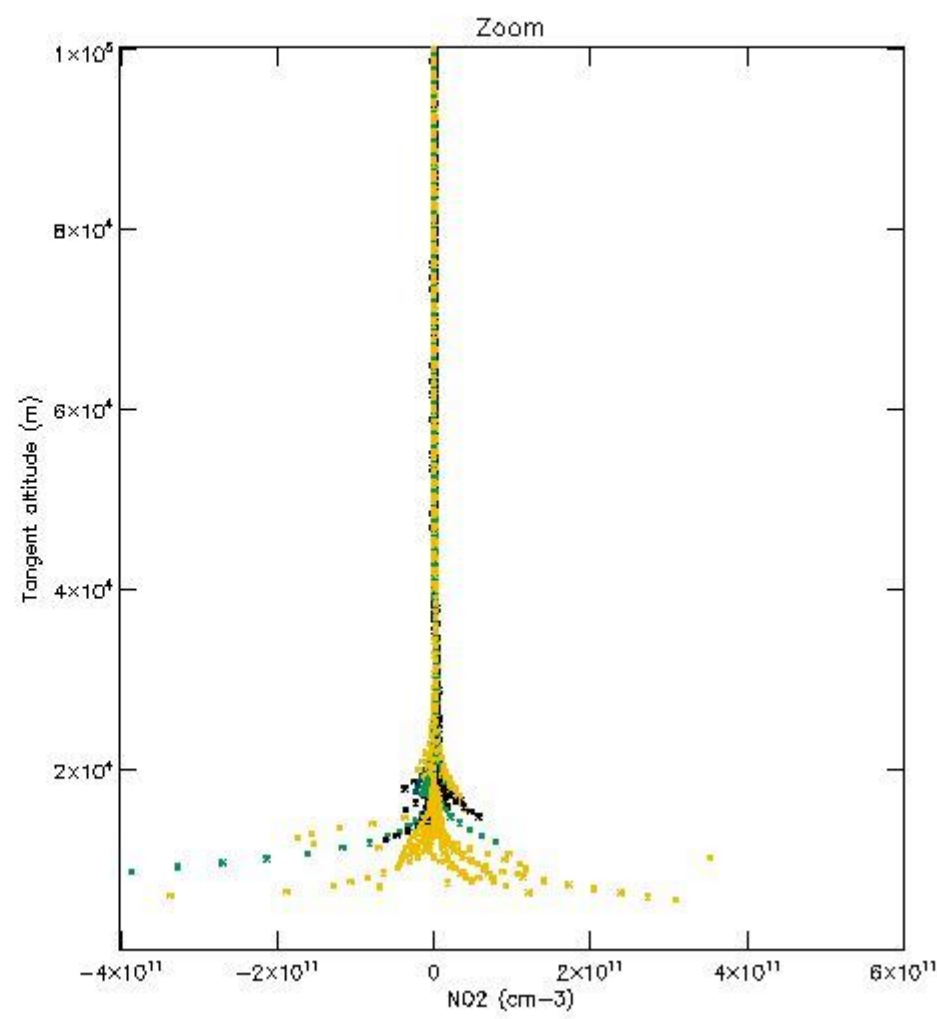
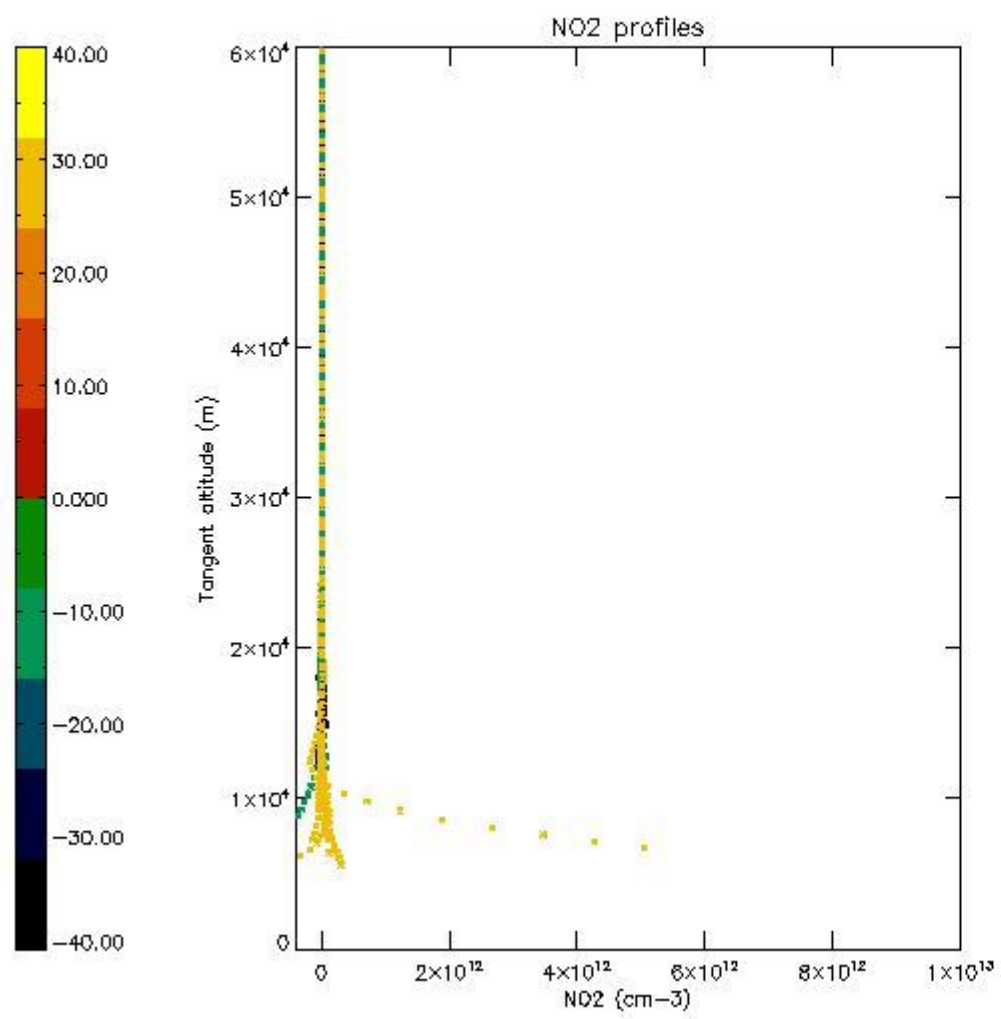
5.5 Plot ozone profiles where STD < 5% (dark without errors)

The colorbar represents the latitude.



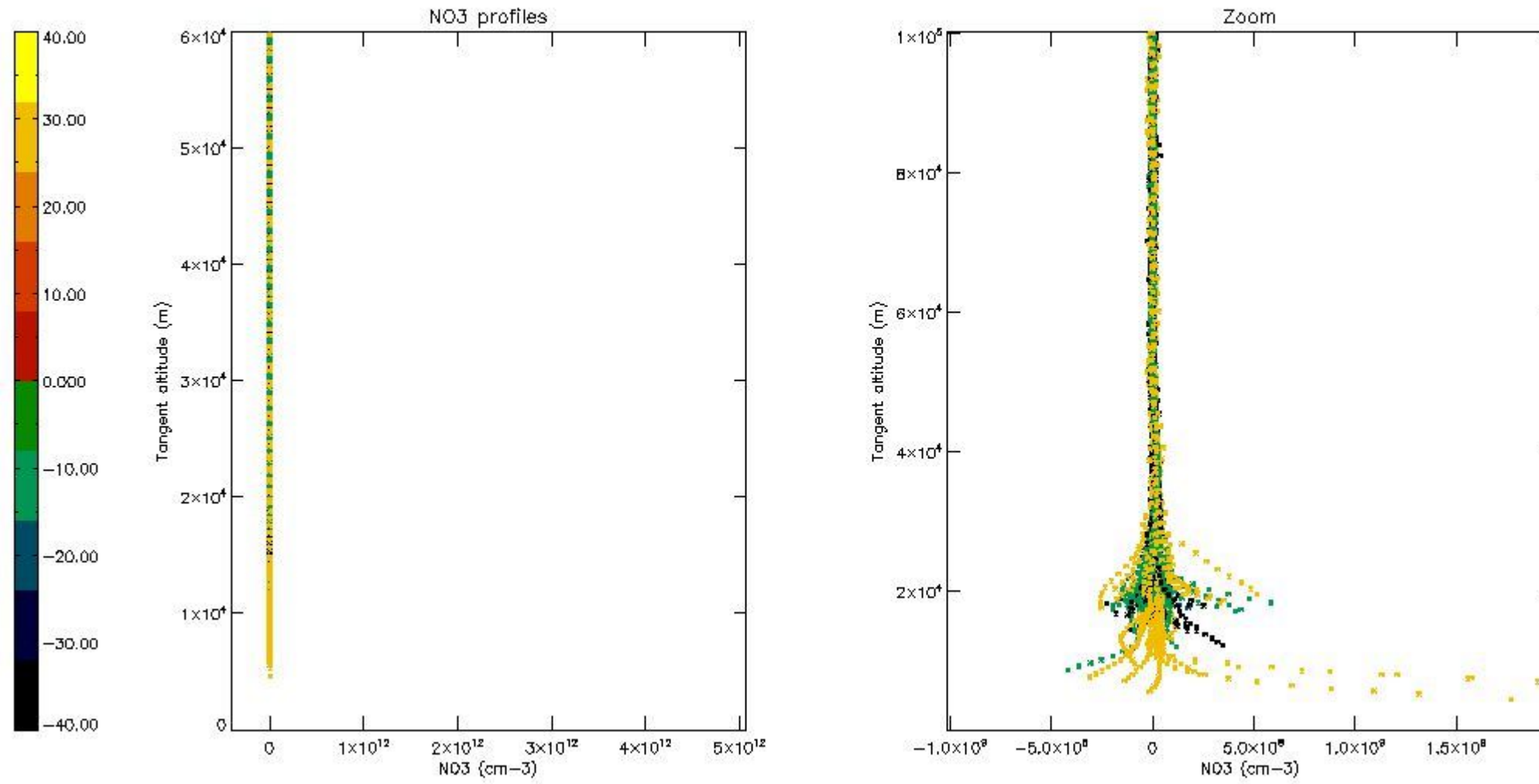
5.6 Plot NO₂ profiles for all STD (dark without errors)

The colorbar represents the latitude.



5.7 Plot NO3 profiles for all STD (dark without errors)

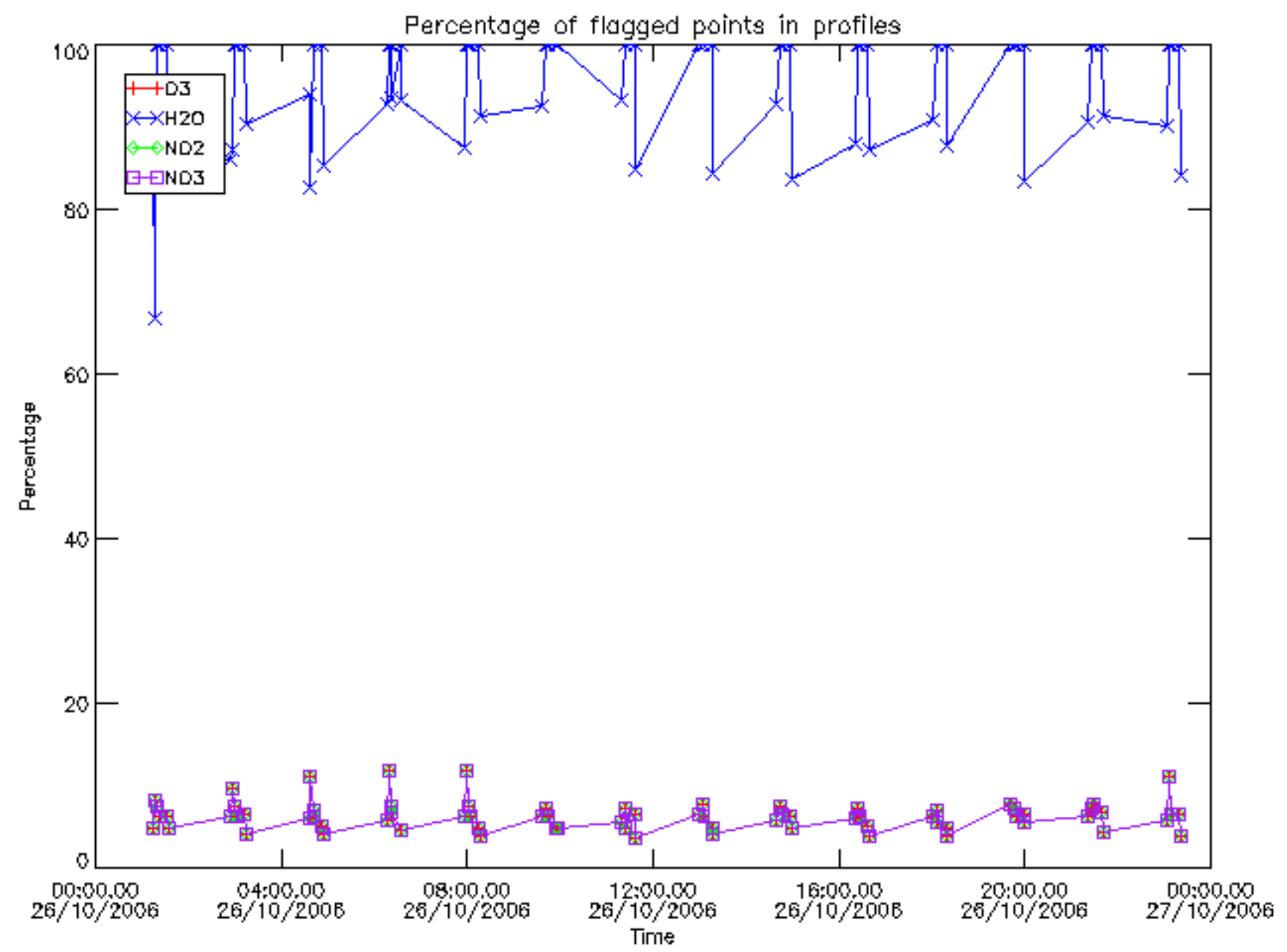
The colorbar represents the latitude.



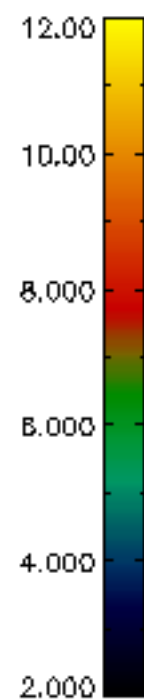
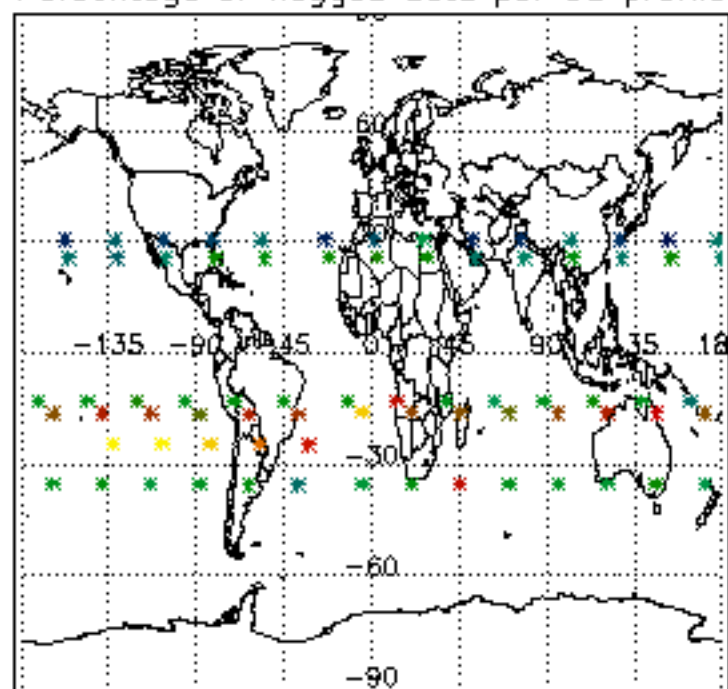
6. Auxiliary Data Files used for the production reported in section 2

The number reported in the third column indicates since which file (see list in section 2) the corresponding auxiliary file has been used. The fourth column is the date of those product files.

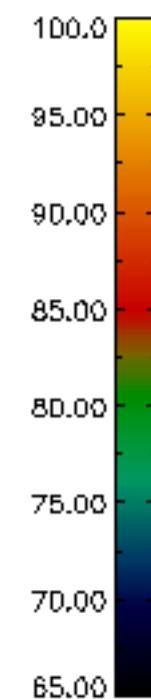
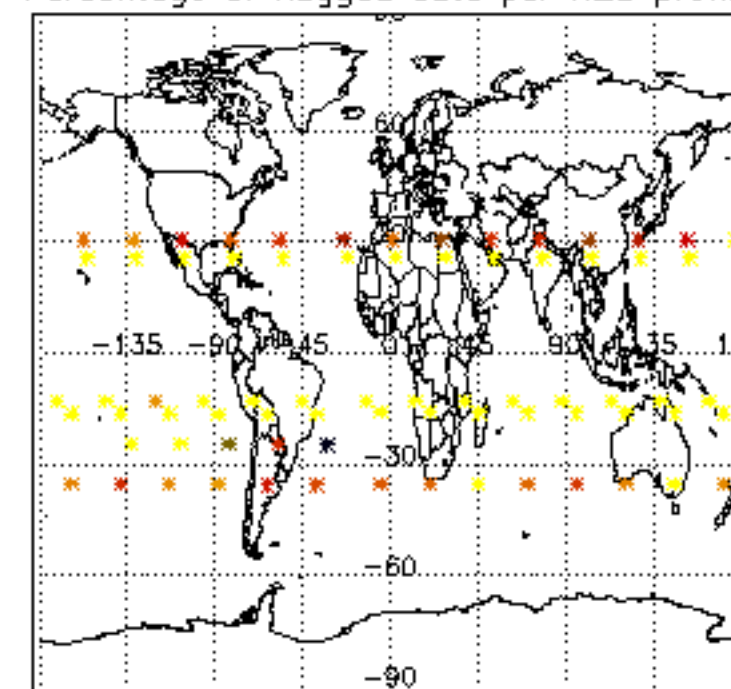
Type	Auxiliary Filename	Used since product	Used since product date
INST_PHYS_CHARACTERISTICS	GOM_INS_AXVIEC20091111_143220_20030716_120000_20500101_000000	1	26-OCT-2006 00:04:18
LEVEL-2_PROC_CONFIG	GOM_PR2_AXVIEC20091111_152718_20020301_000000_20500101_000000	1	26-OCT-2006 00:04:18
CROSS_SECTIONS_FILE	GOM_CRS_AXVIEC20091111_154832_20020301_000000_20500101_000000	1	26-OCT-2006 00:04:18



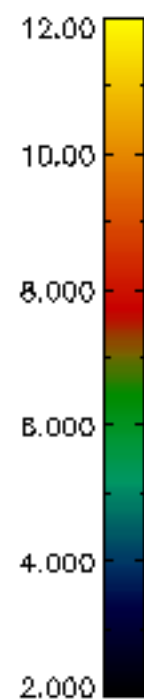
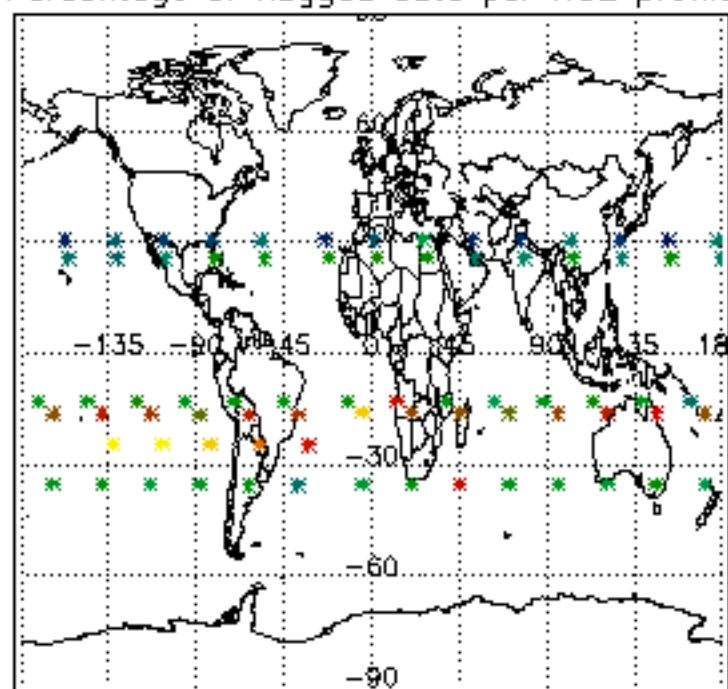
Percentage of flagged data per D3 profile



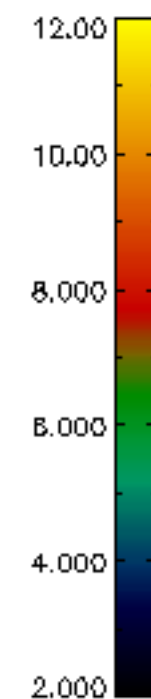
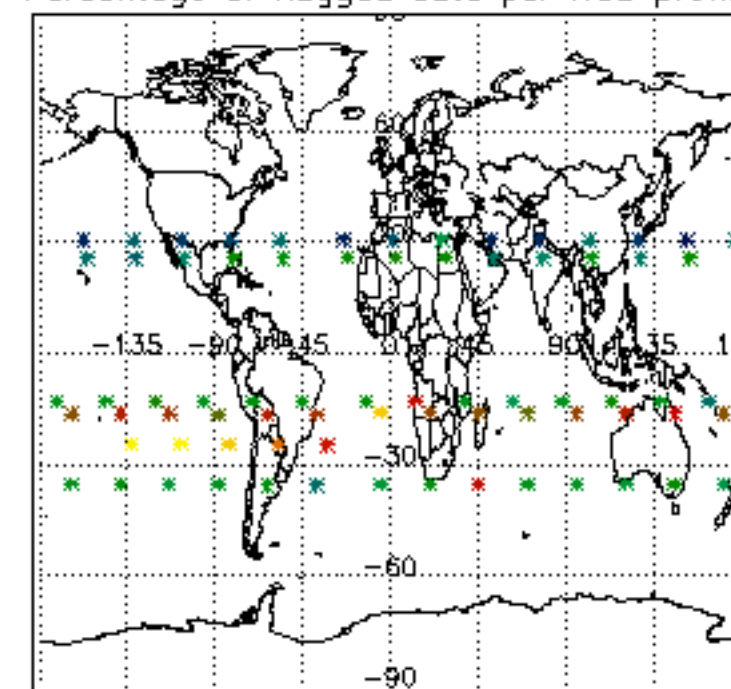
Percentage of flagged data per H2O profile

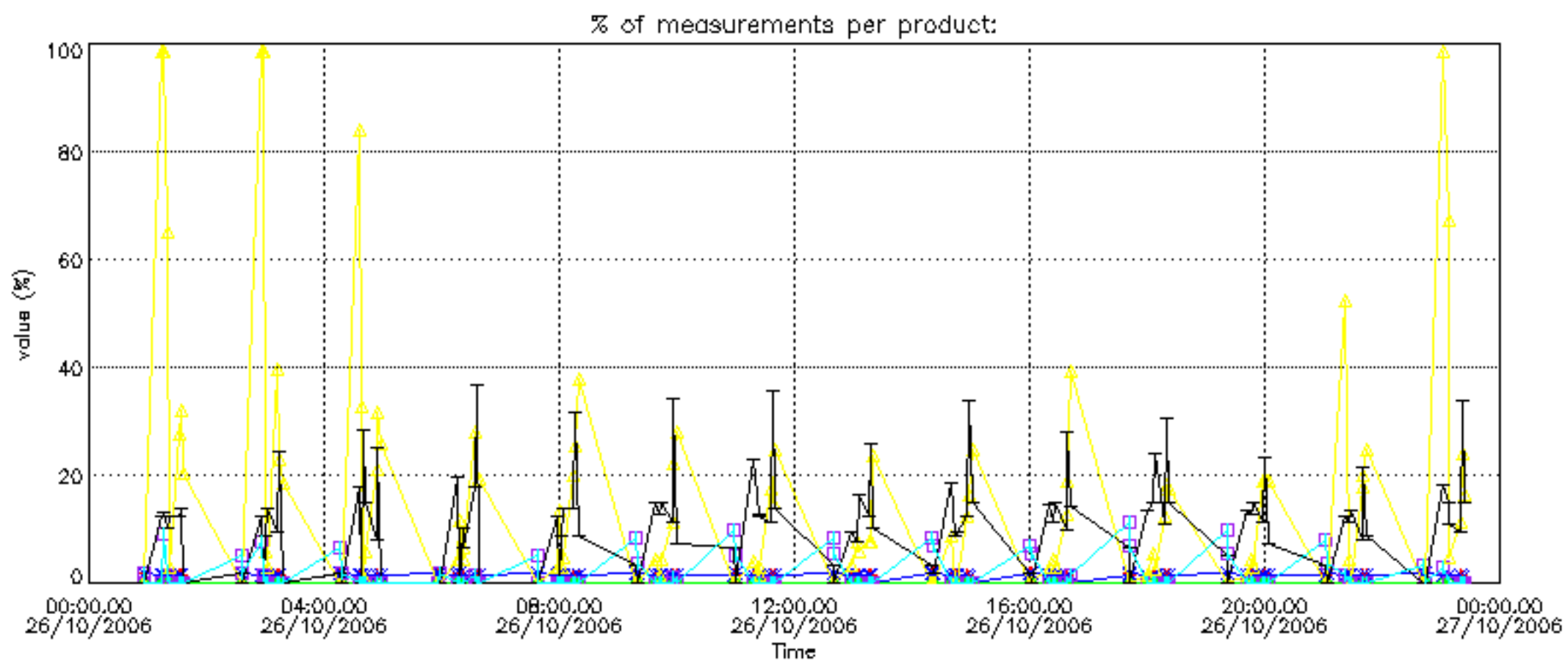


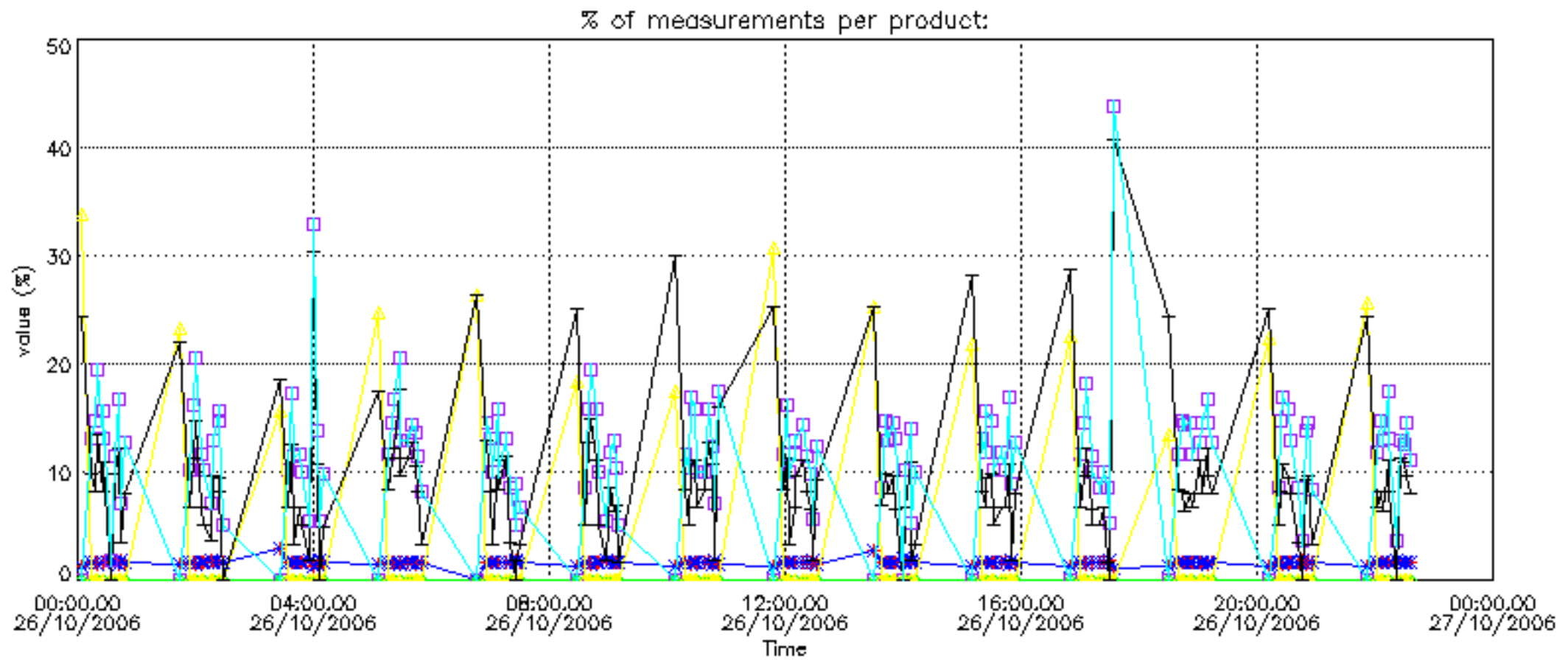
Percentage of flagged data per NO2 profile



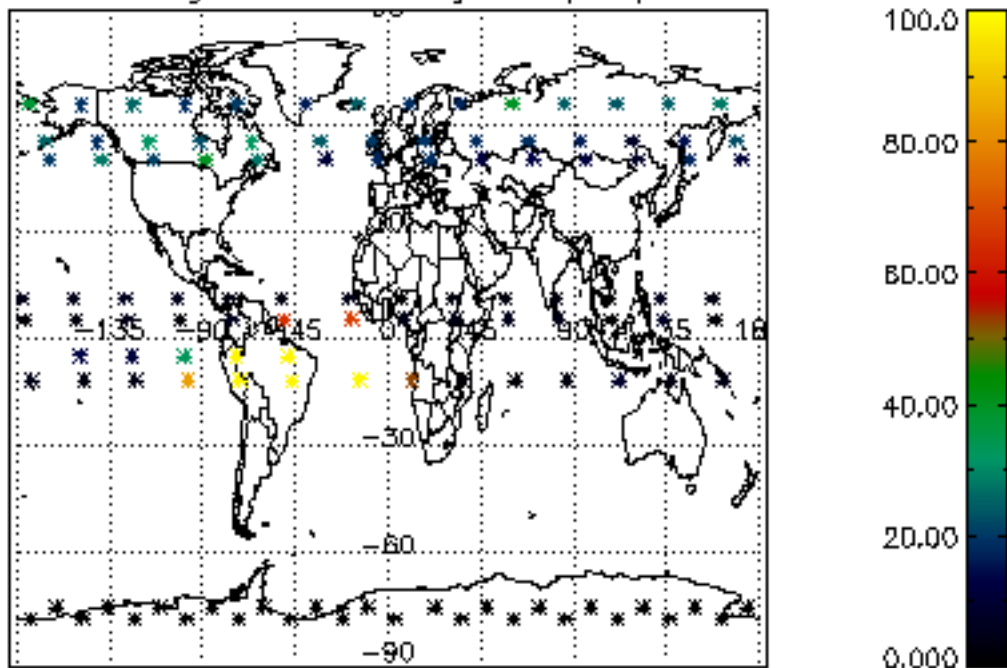
Percentage of flagged data per NO3 profile



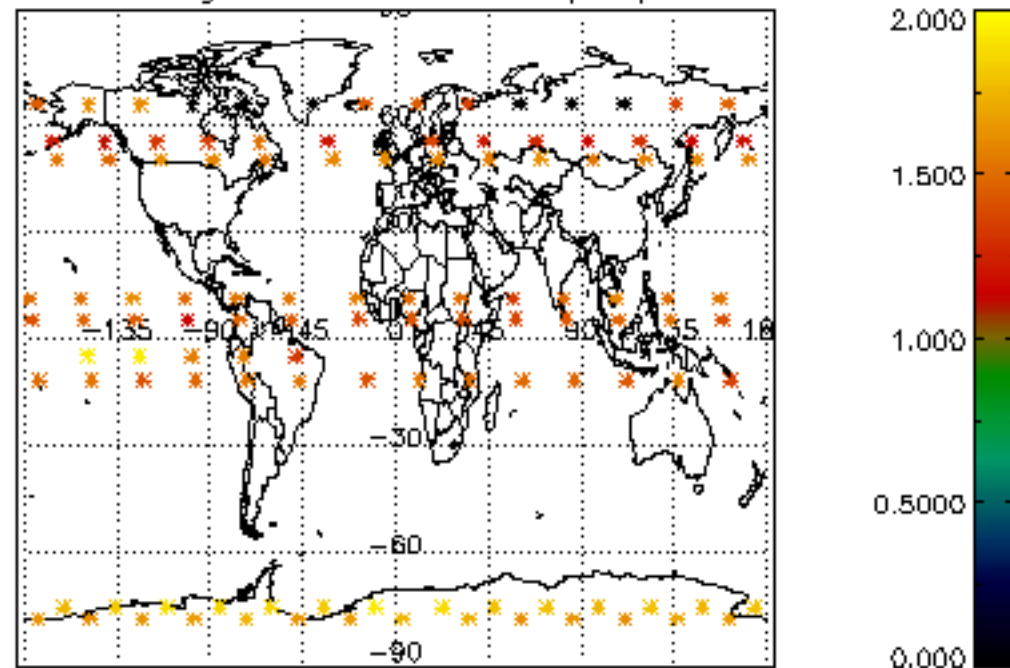




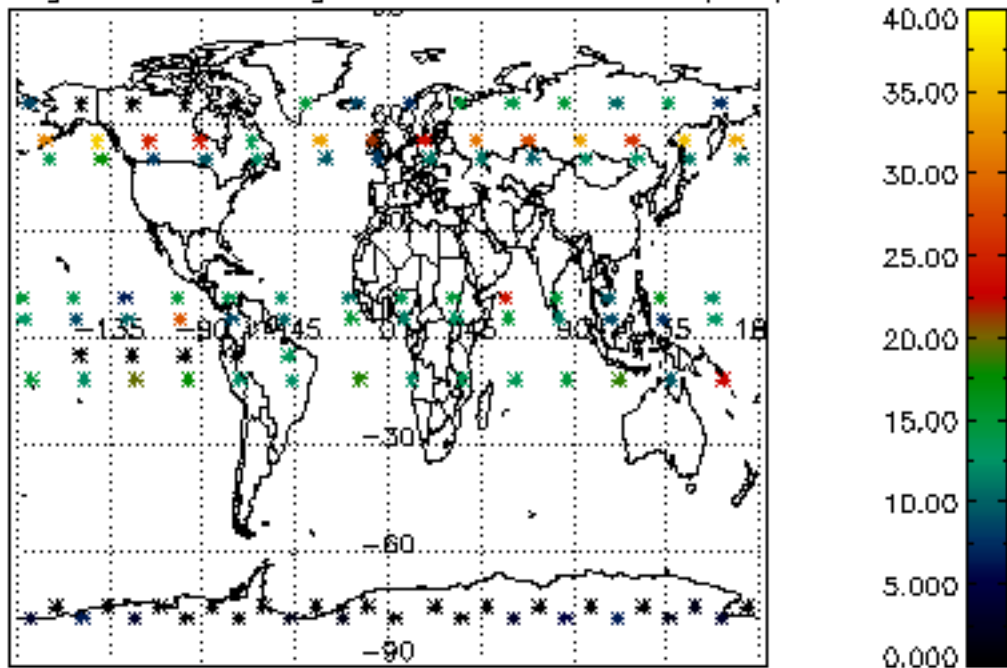
Percentage of cosmic ray hits per profile



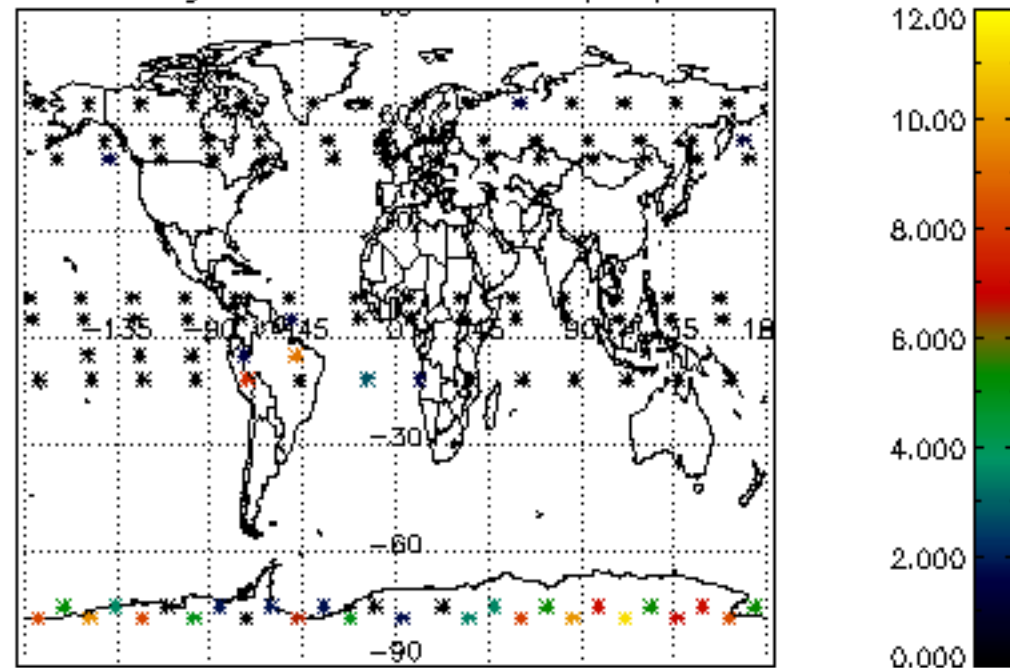
Percentage of datation errors per profile



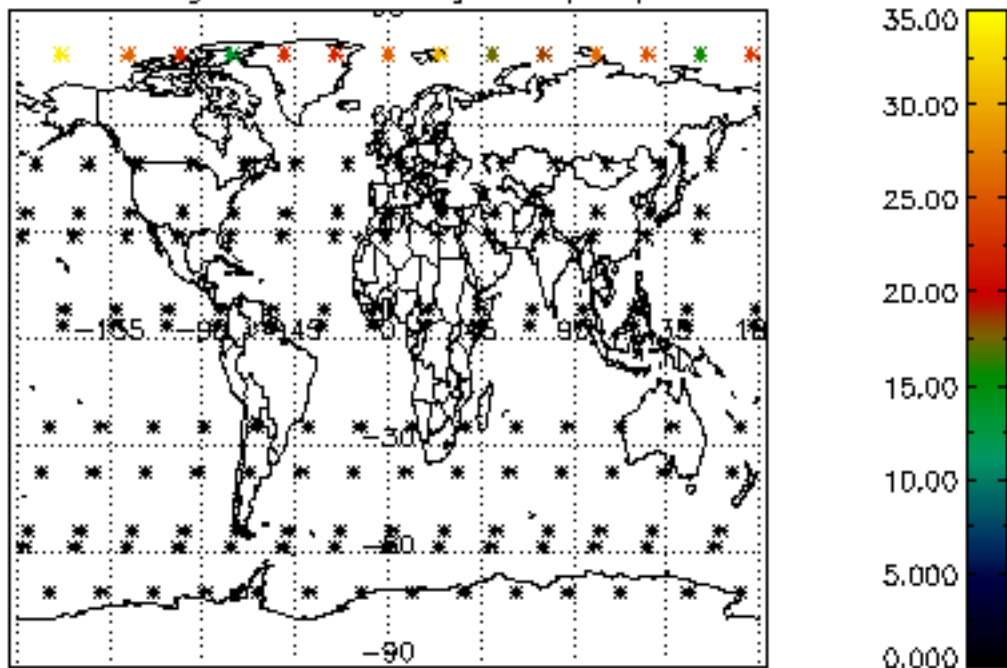
Percentage of star falling outside central band per profile



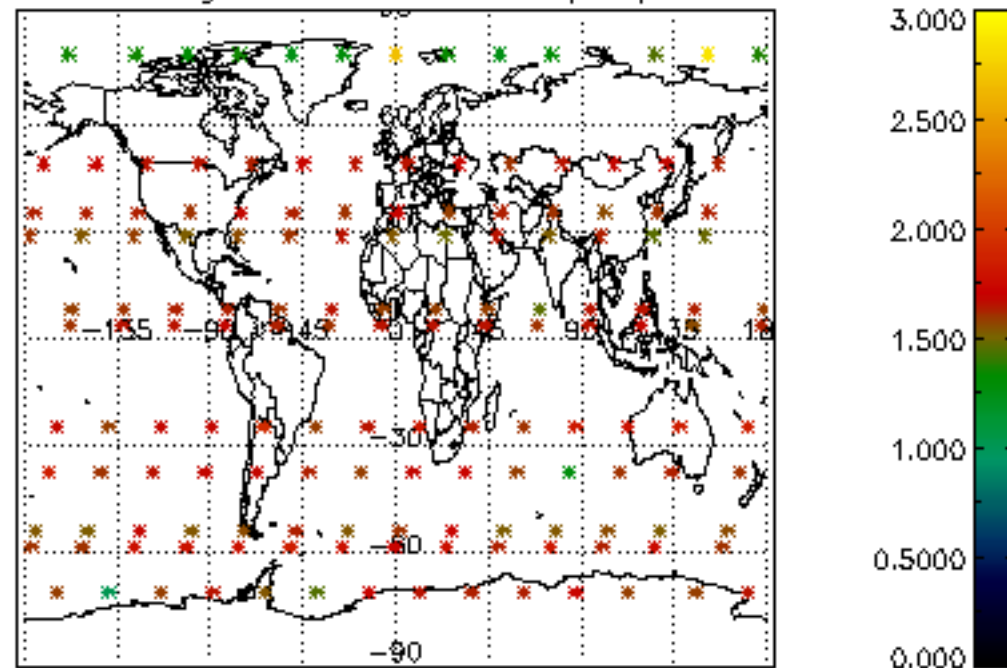
Percentage of saturation errors per profile



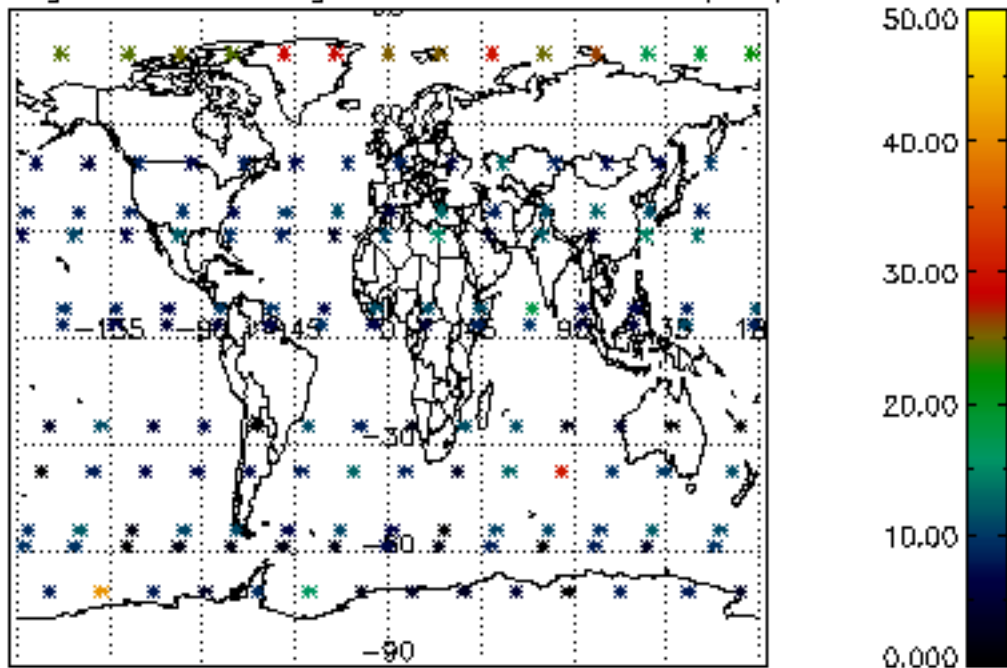
Percentage of cosmic ray hits per profile



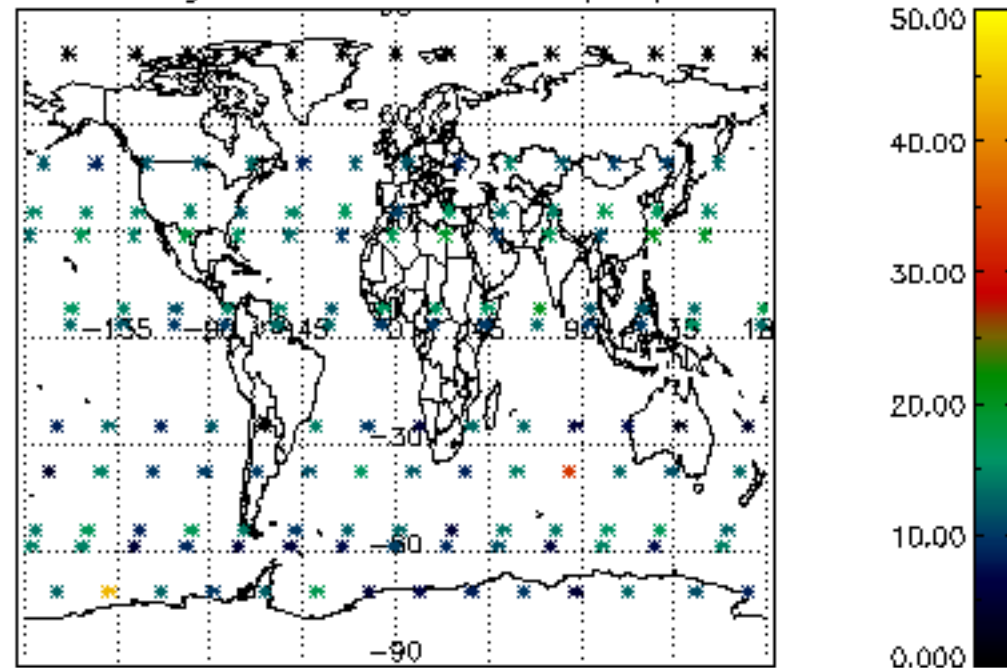
Percentage of datation errors per profile

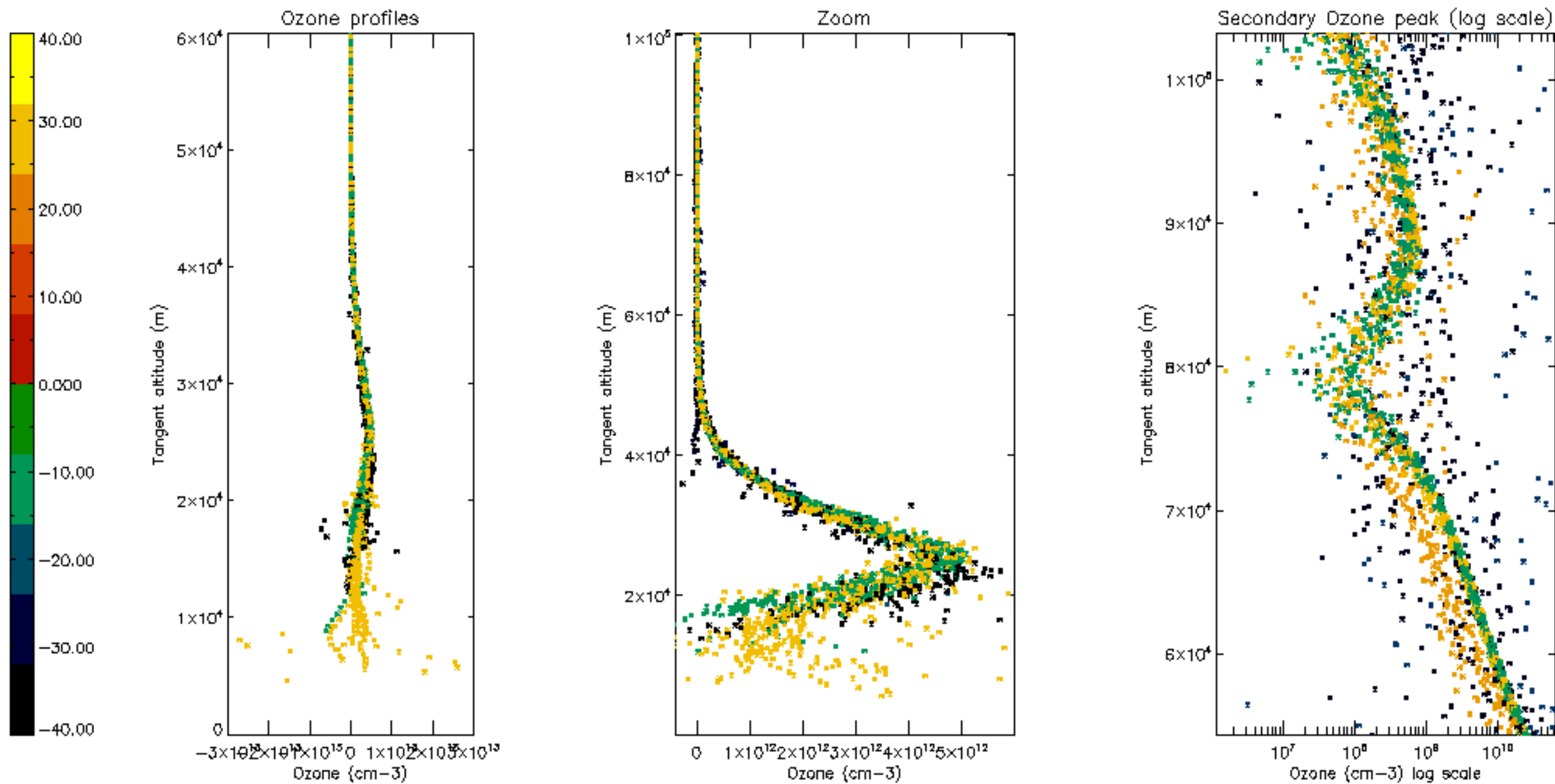


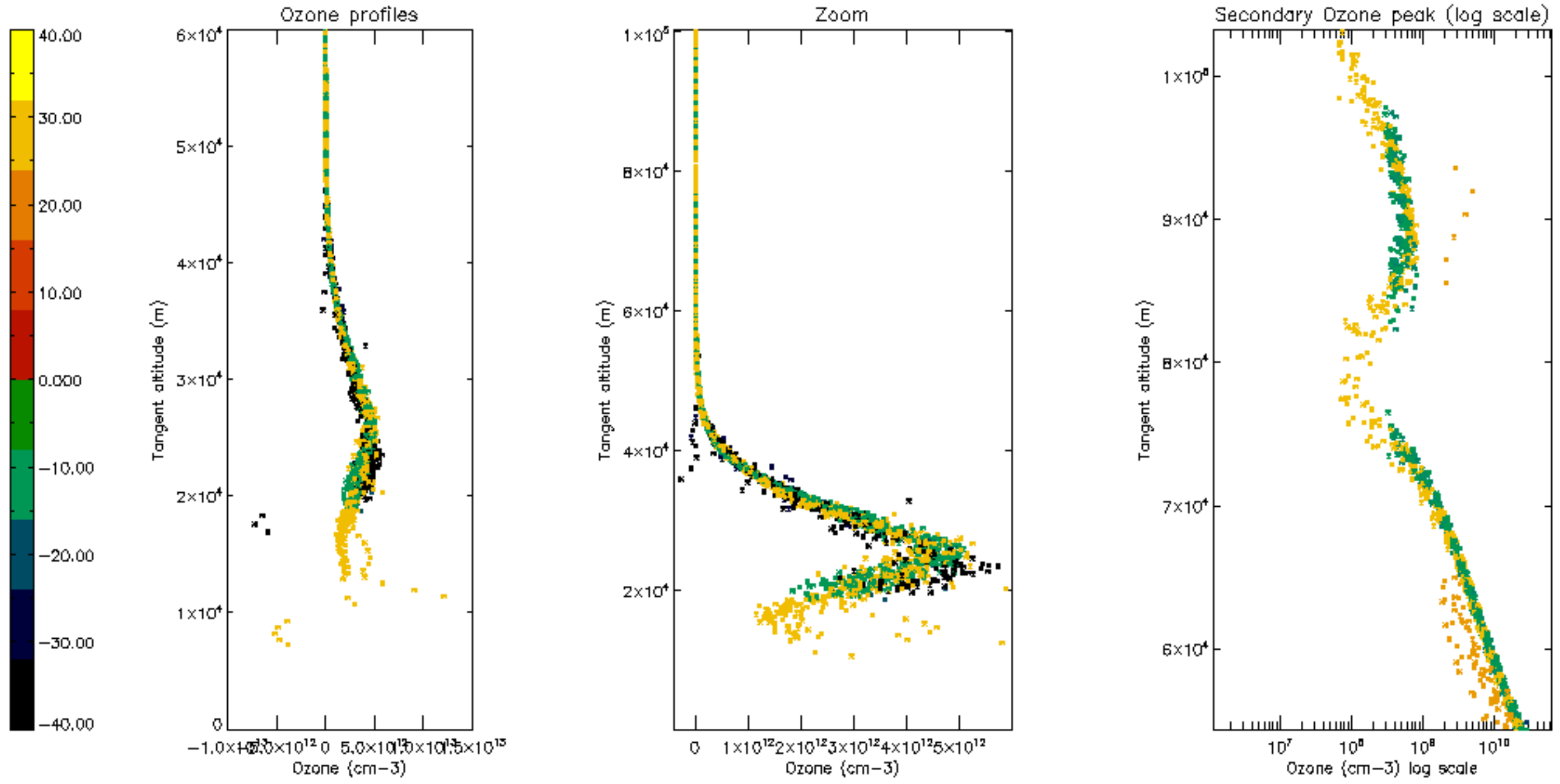
Percentage of star falling outside central band per profile

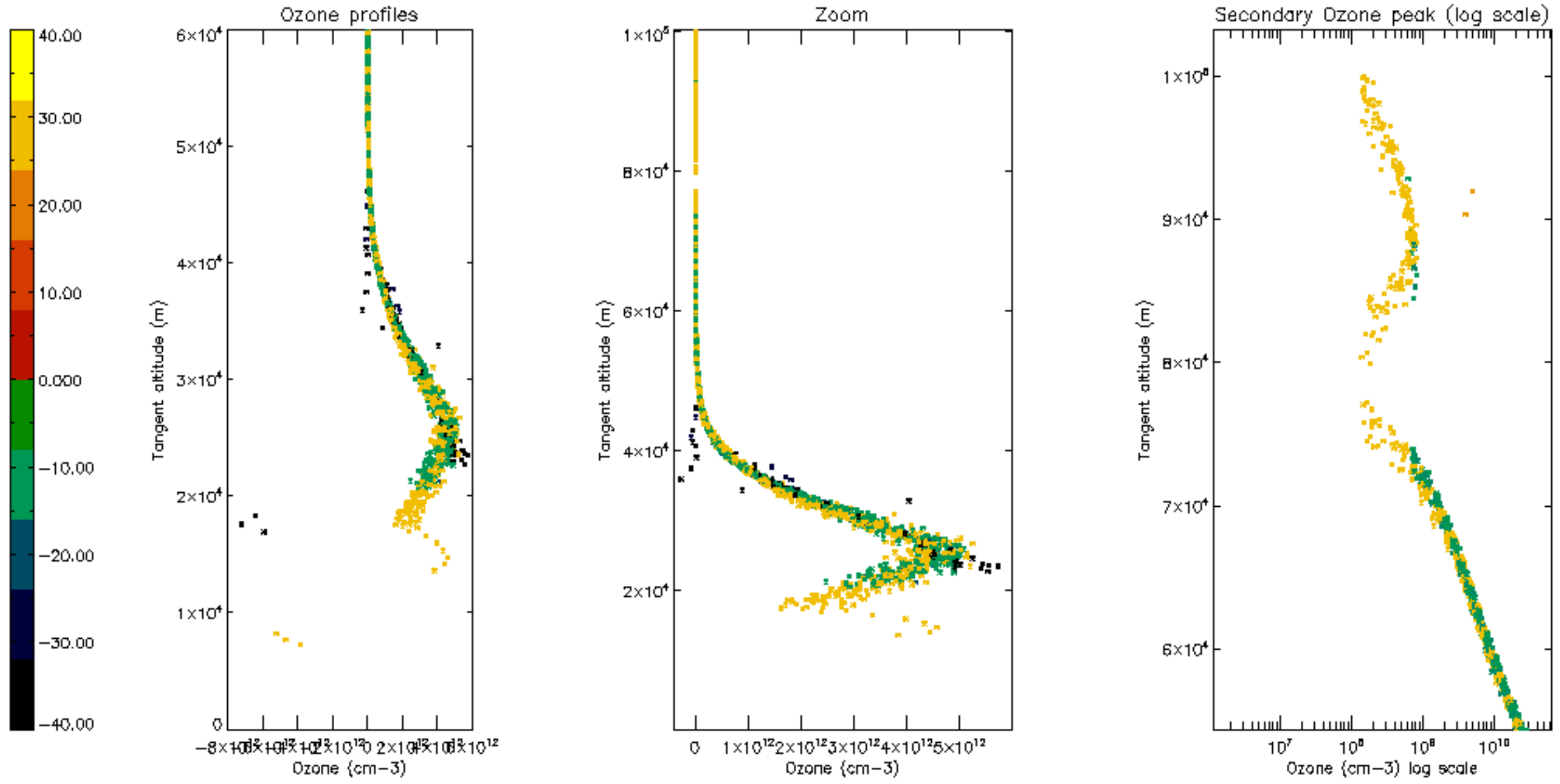


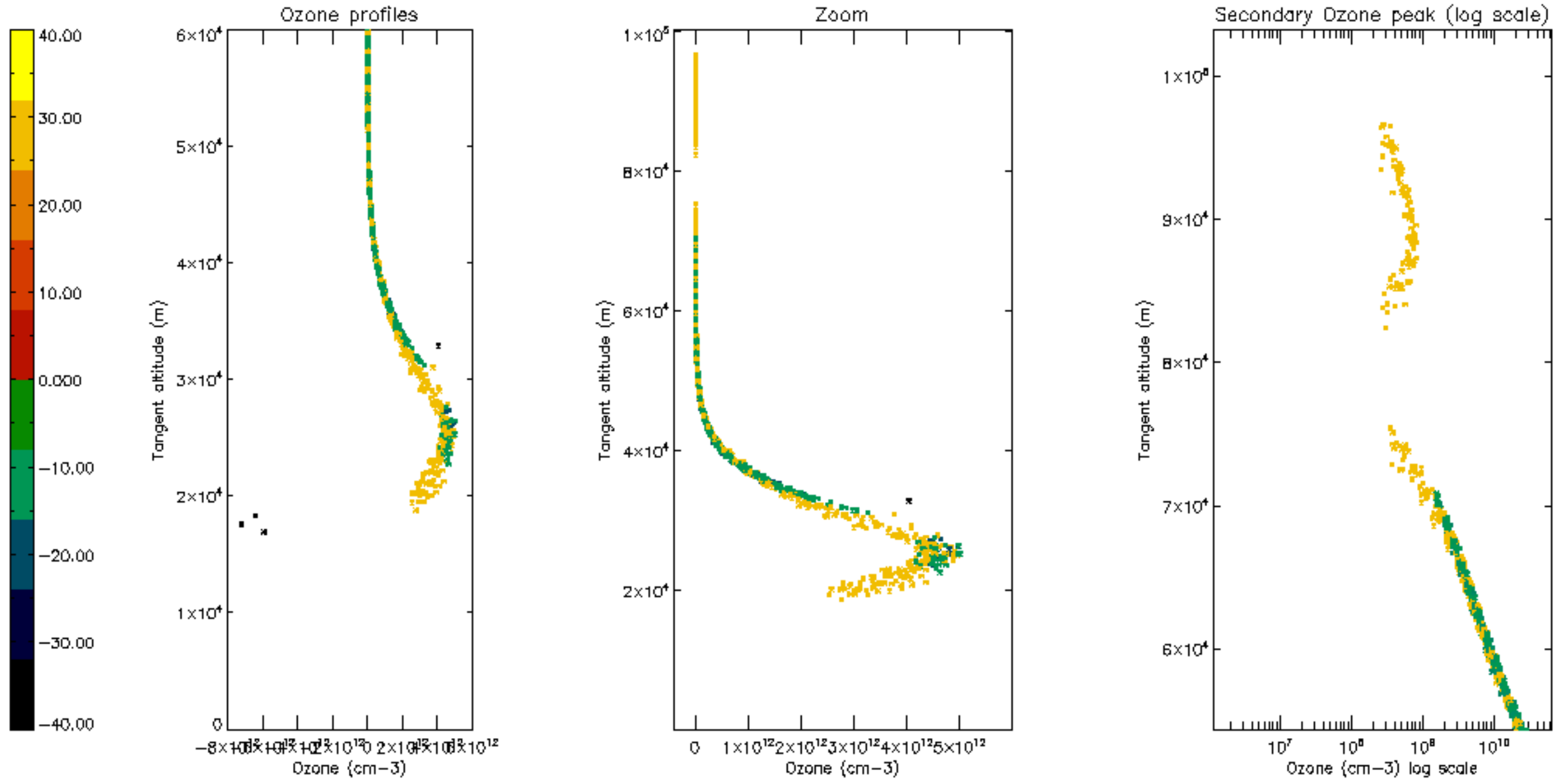
Percentage of saturation errors per profile

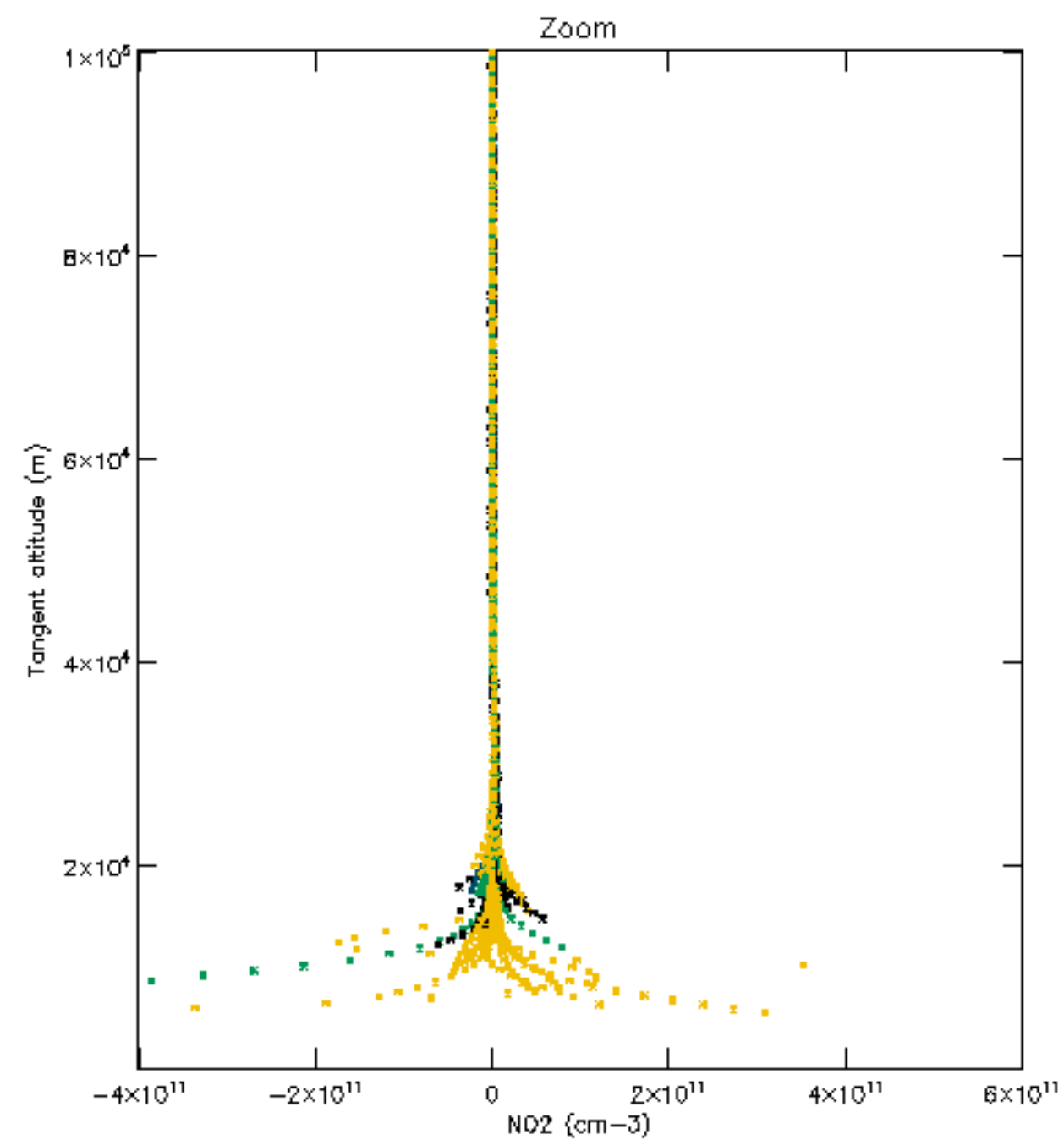
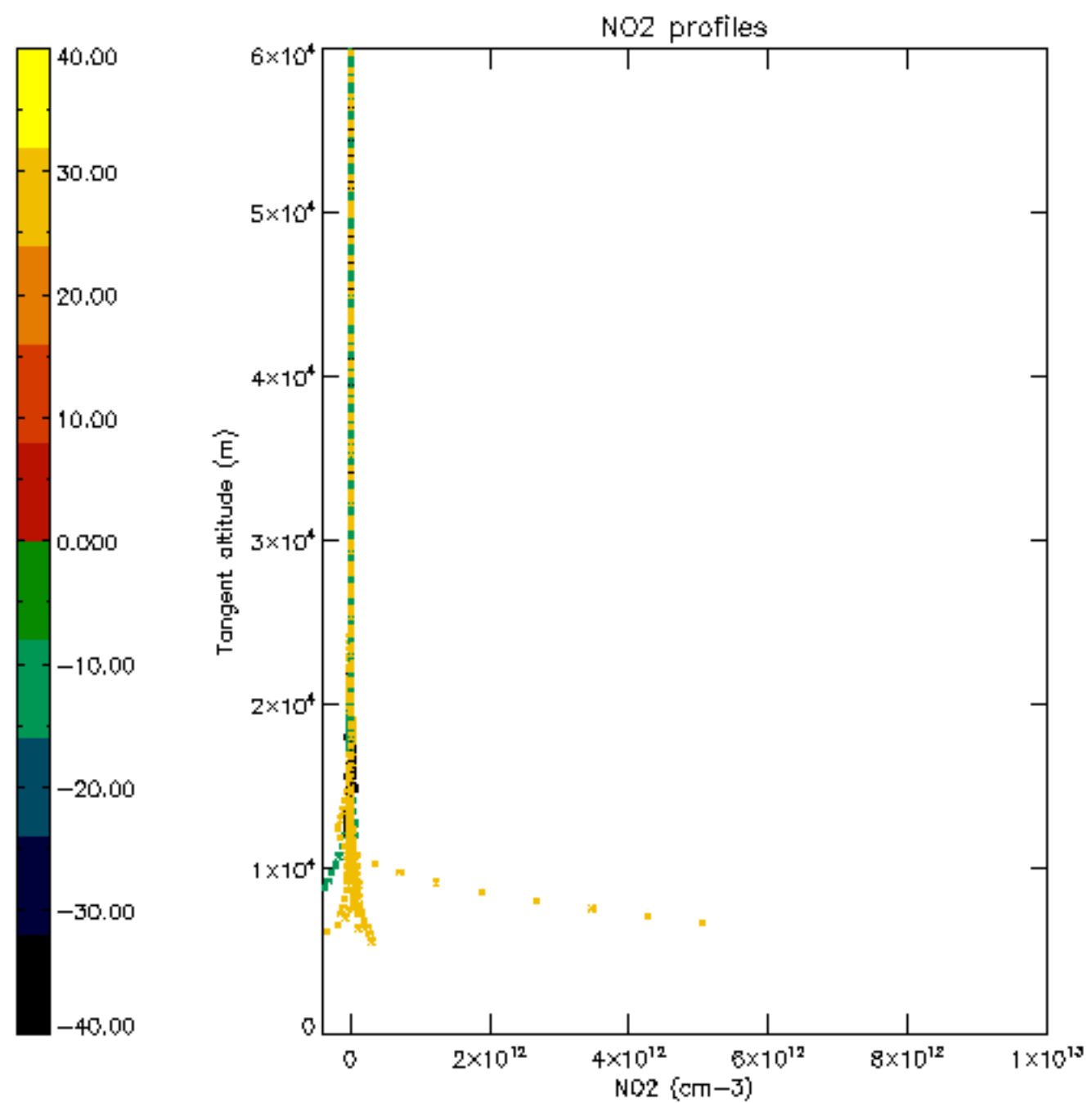


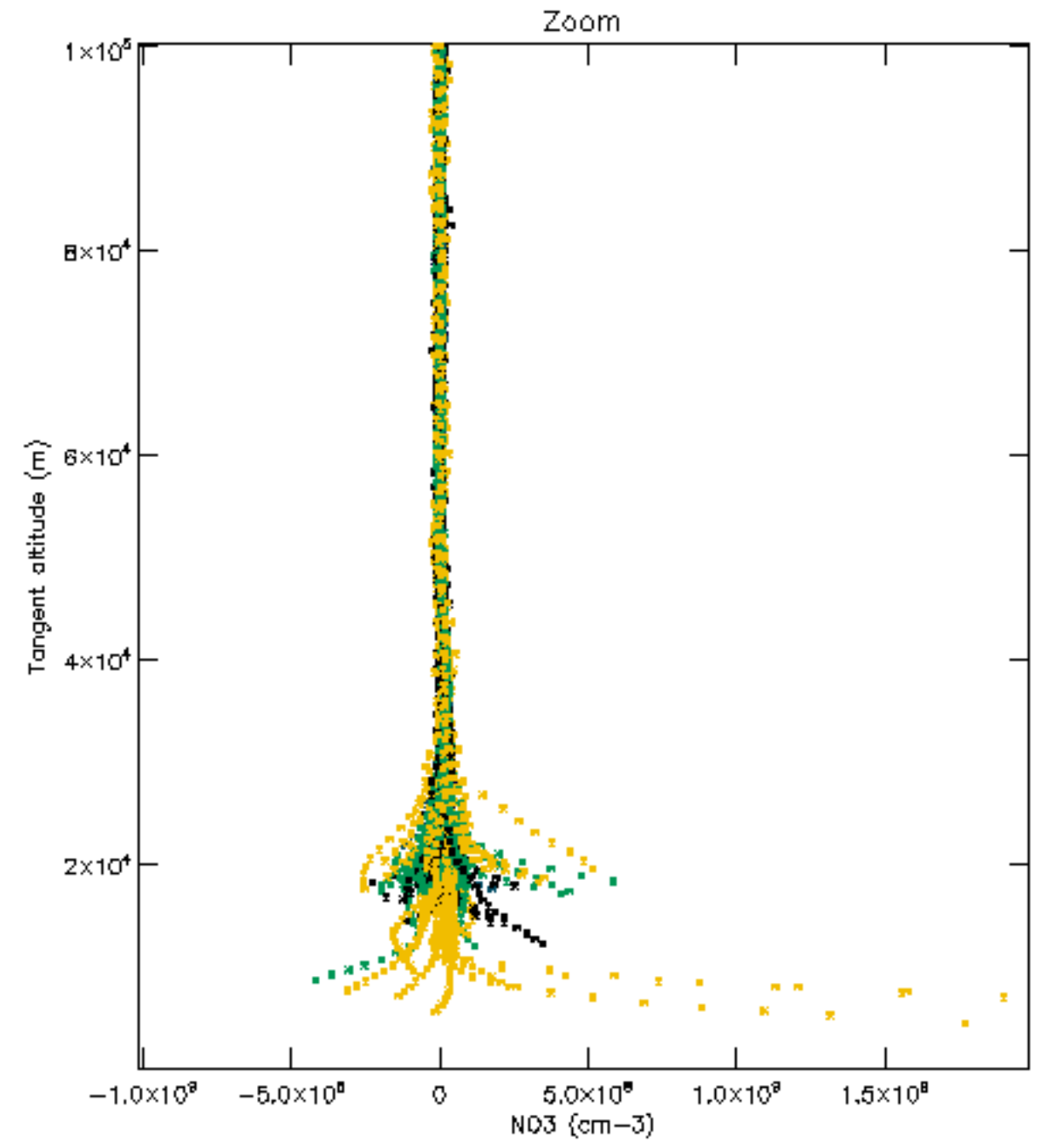
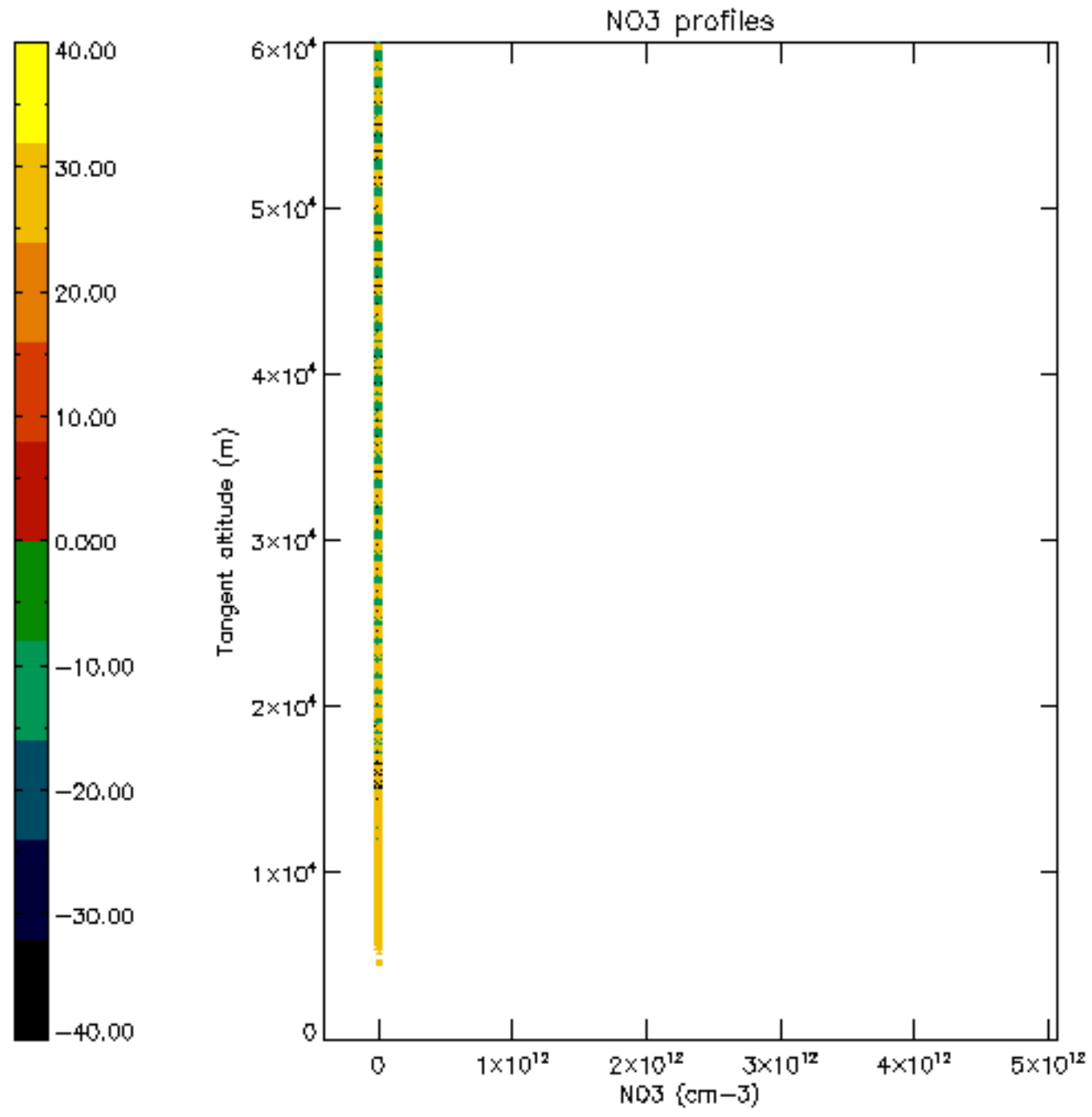


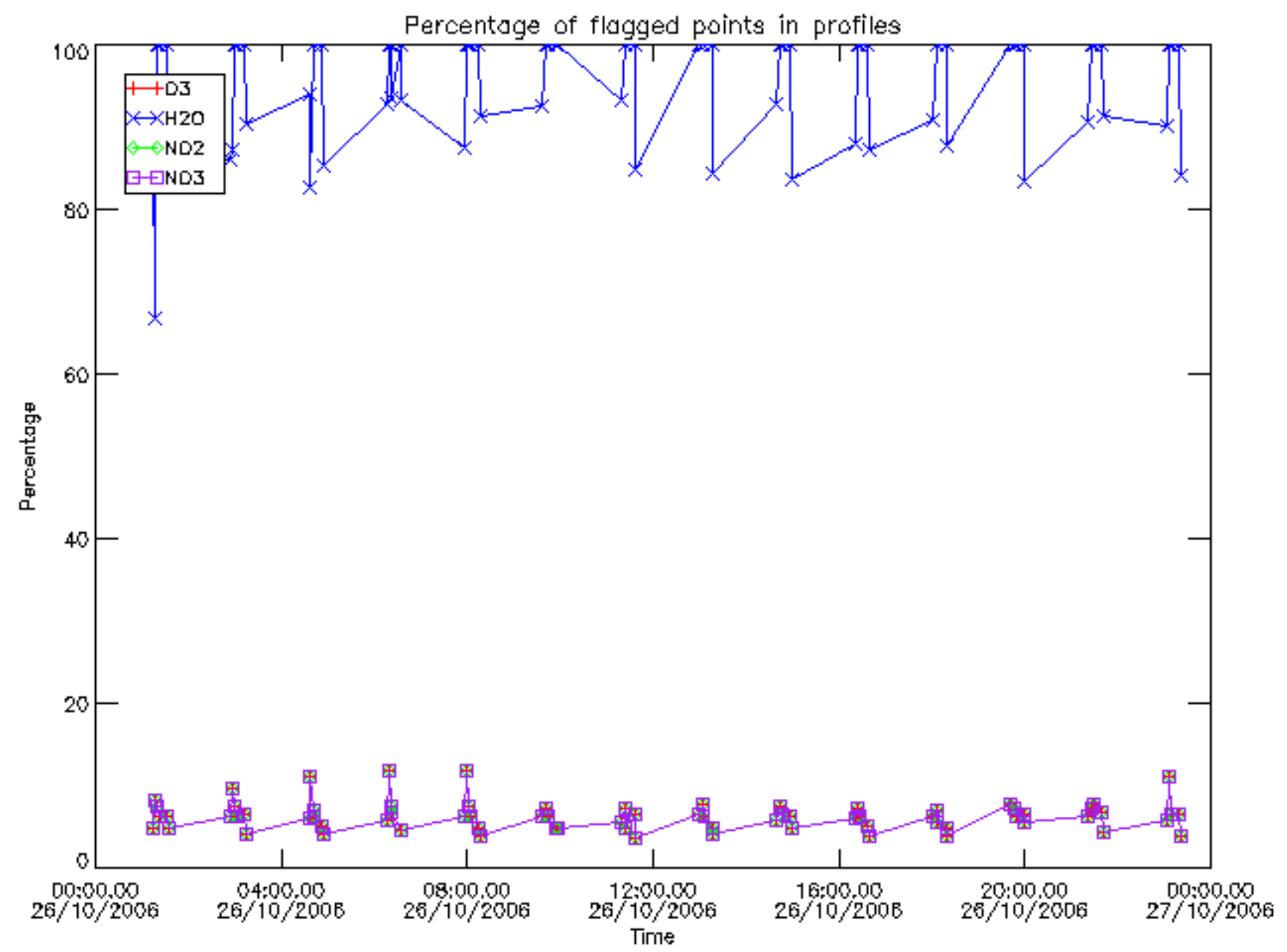




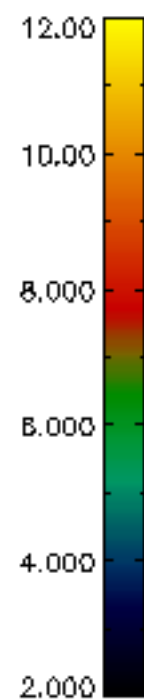
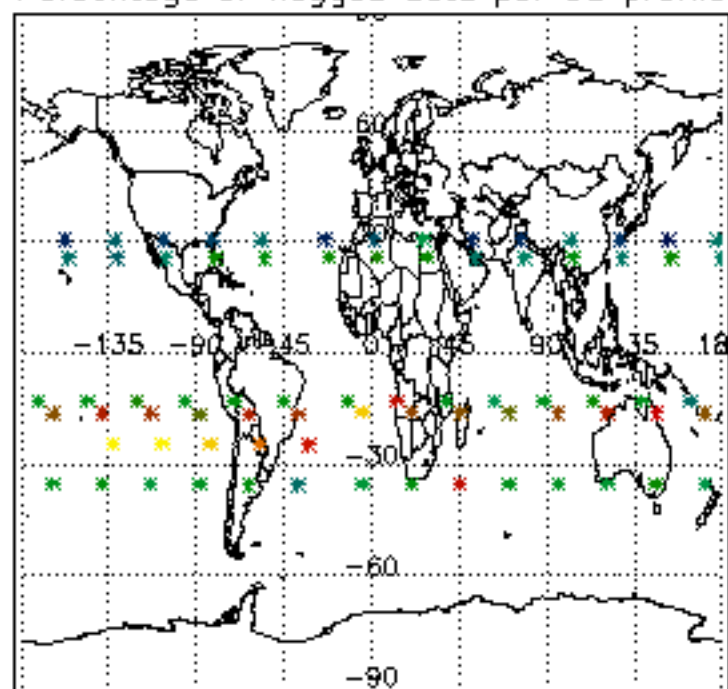




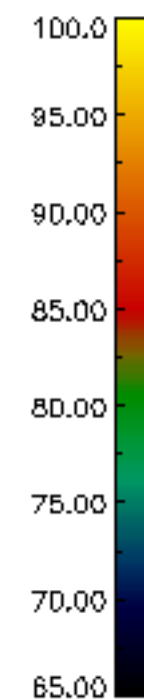
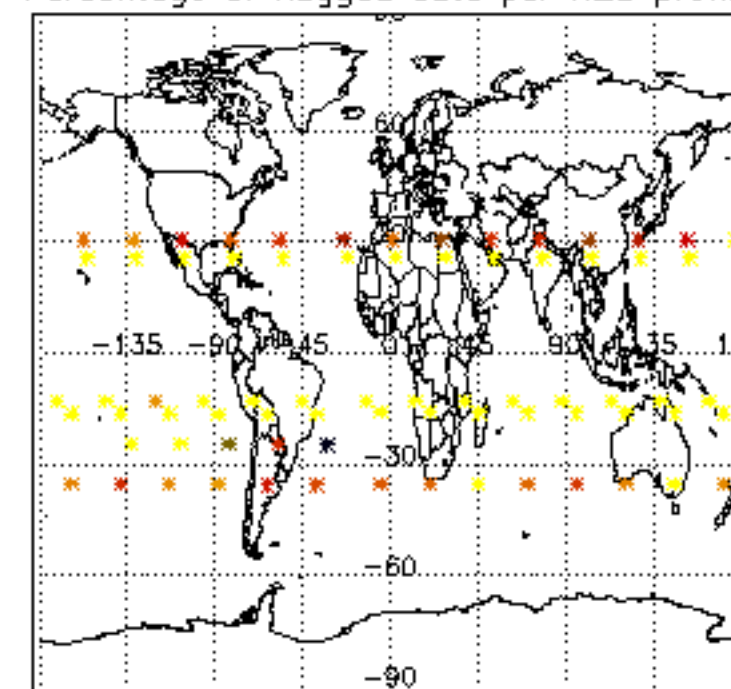




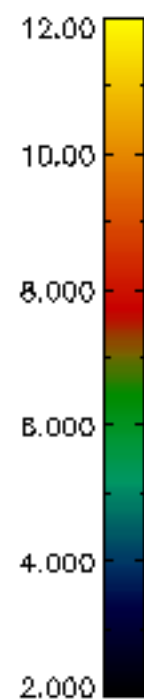
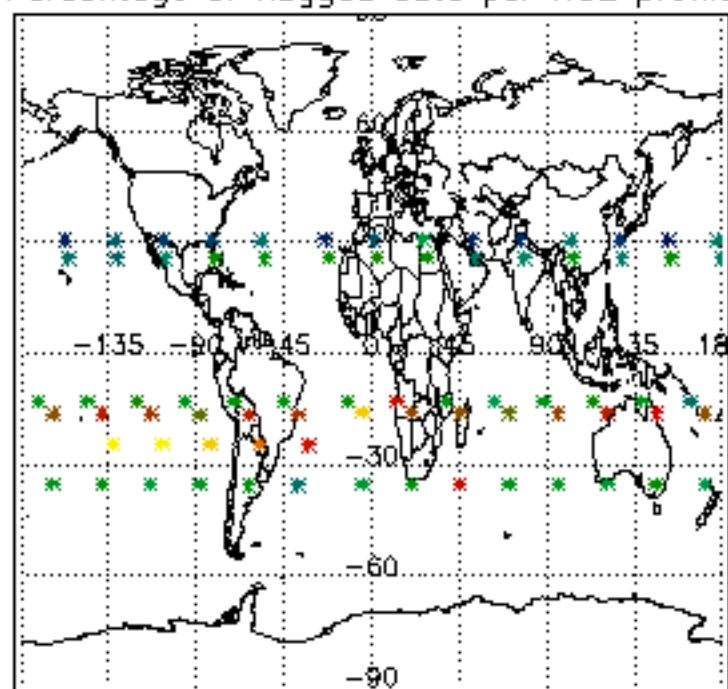
Percentage of flagged data per D3 profile



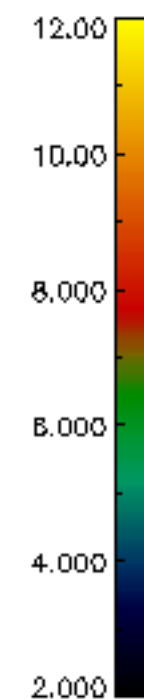
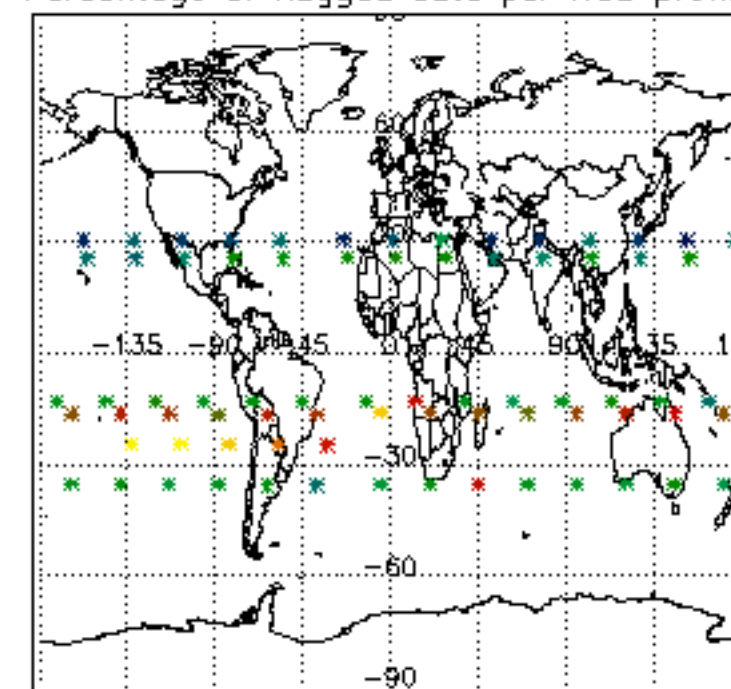
Percentage of flagged data per H2O profile

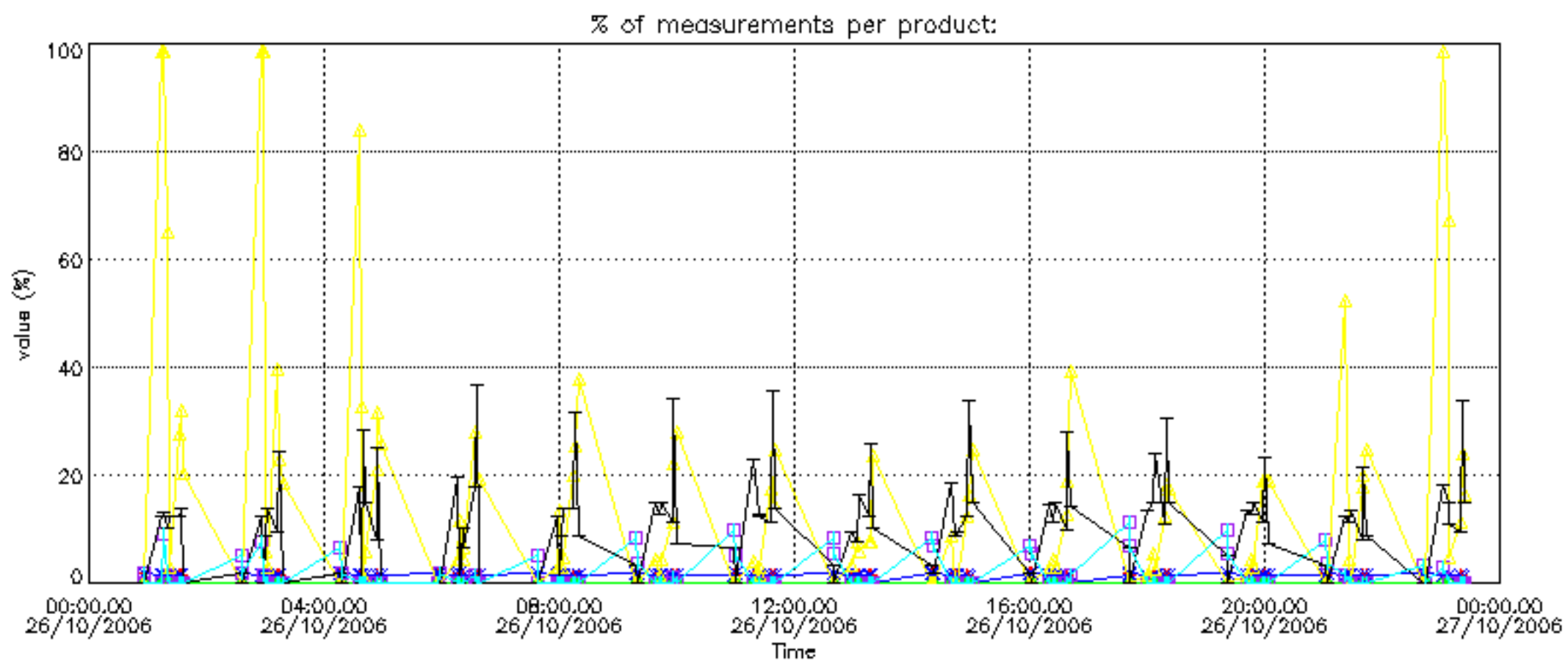


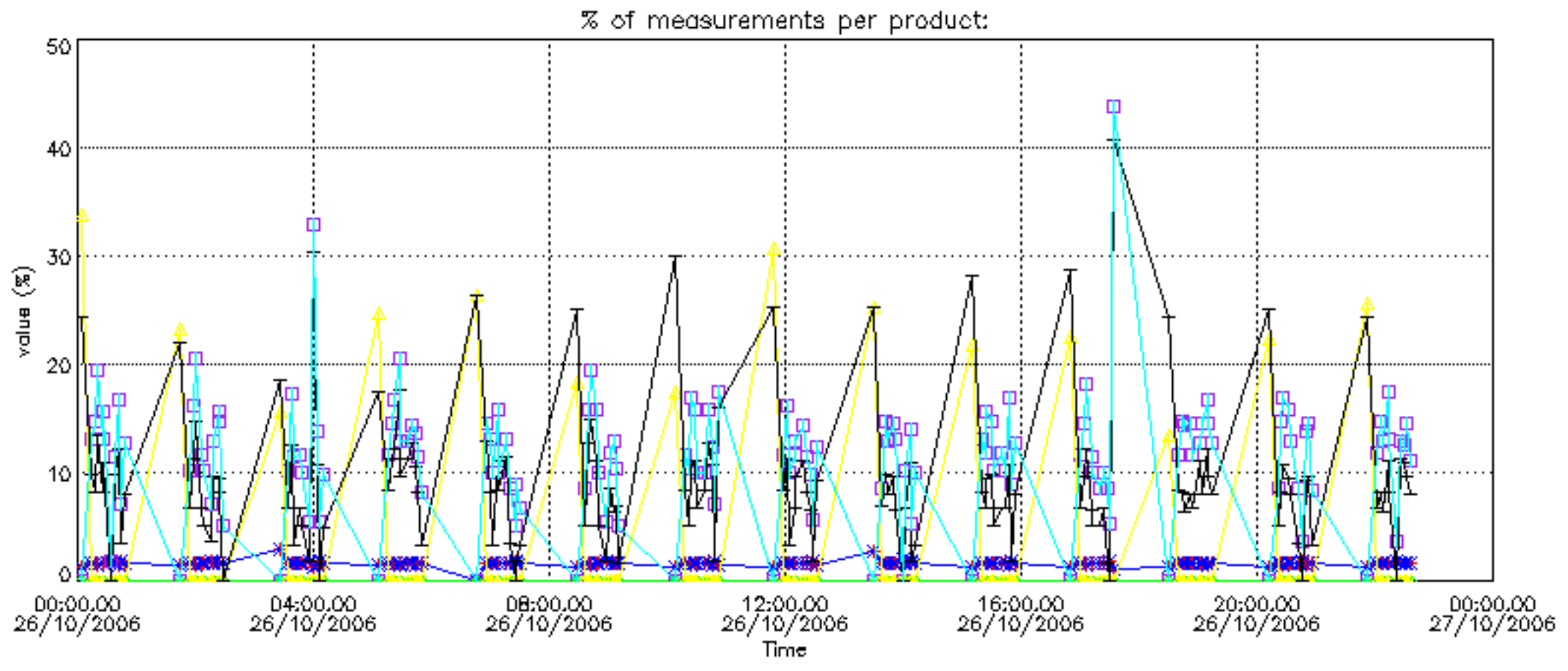
Percentage of flagged data per NO2 profile



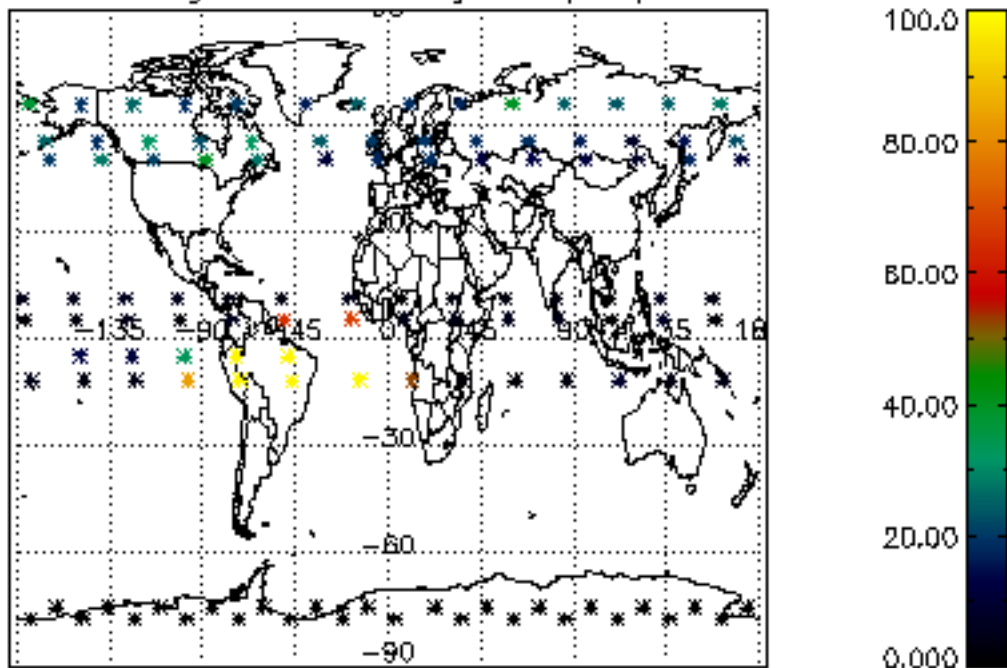
Percentage of flagged data per NO3 profile



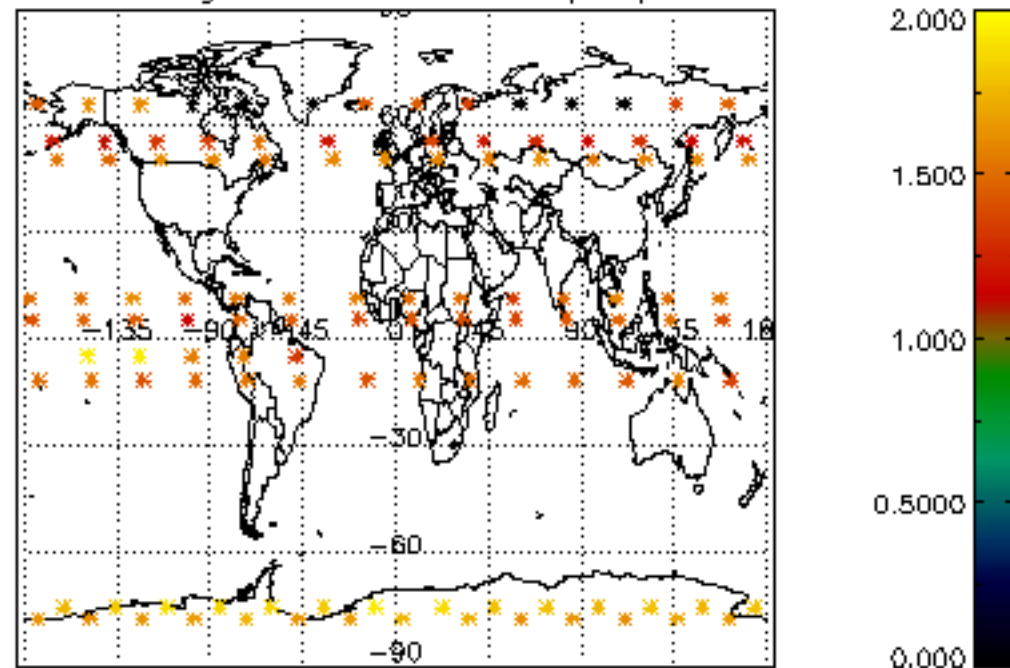




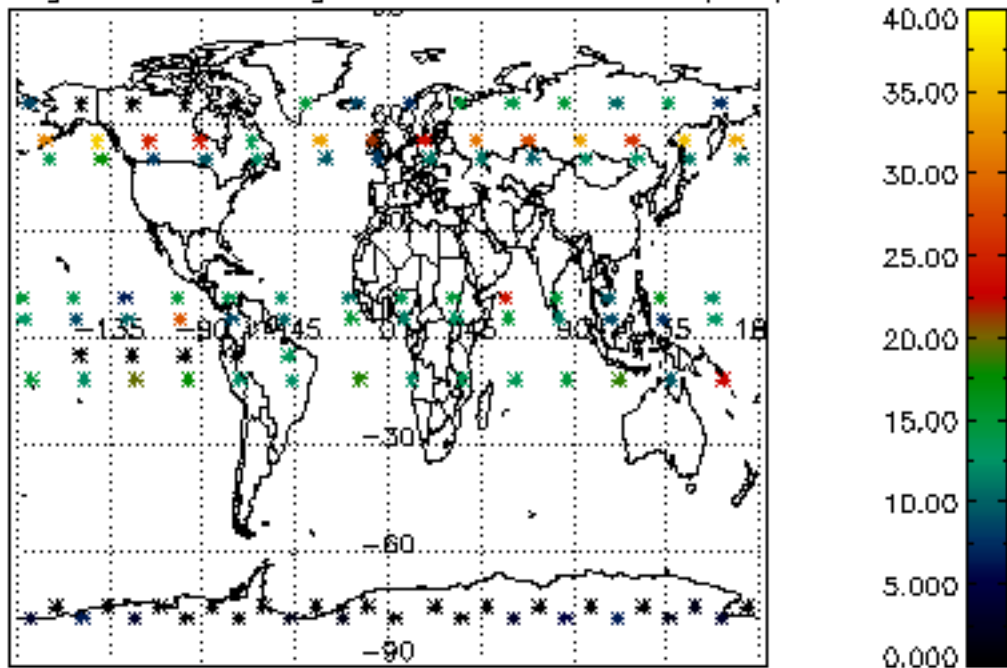
Percentage of cosmic ray hits per profile



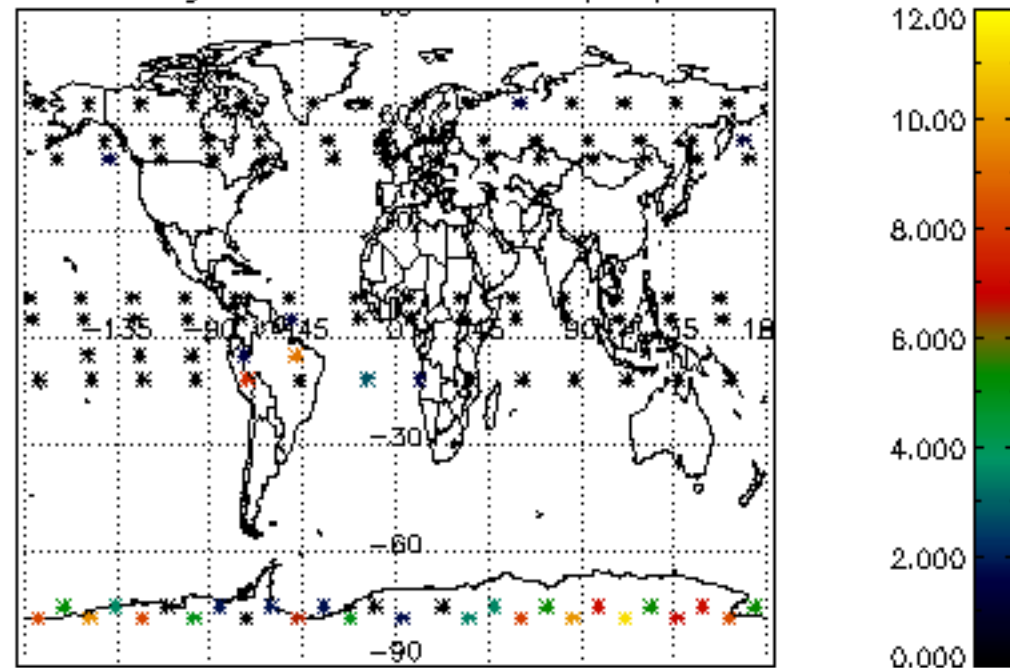
Percentage of datation errors per profile



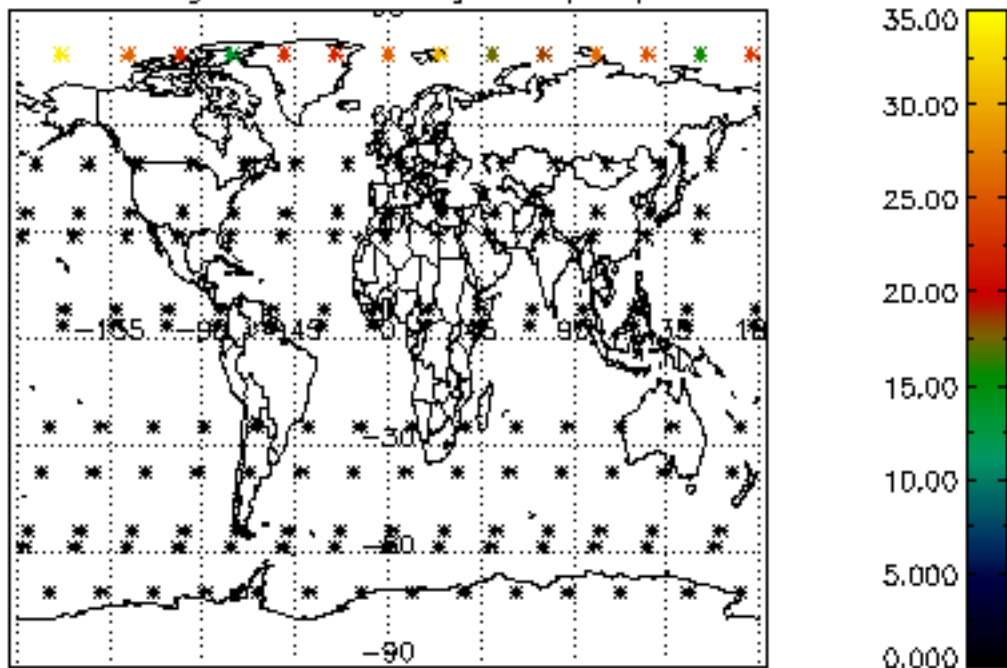
Percentage of star falling outside central band per profile



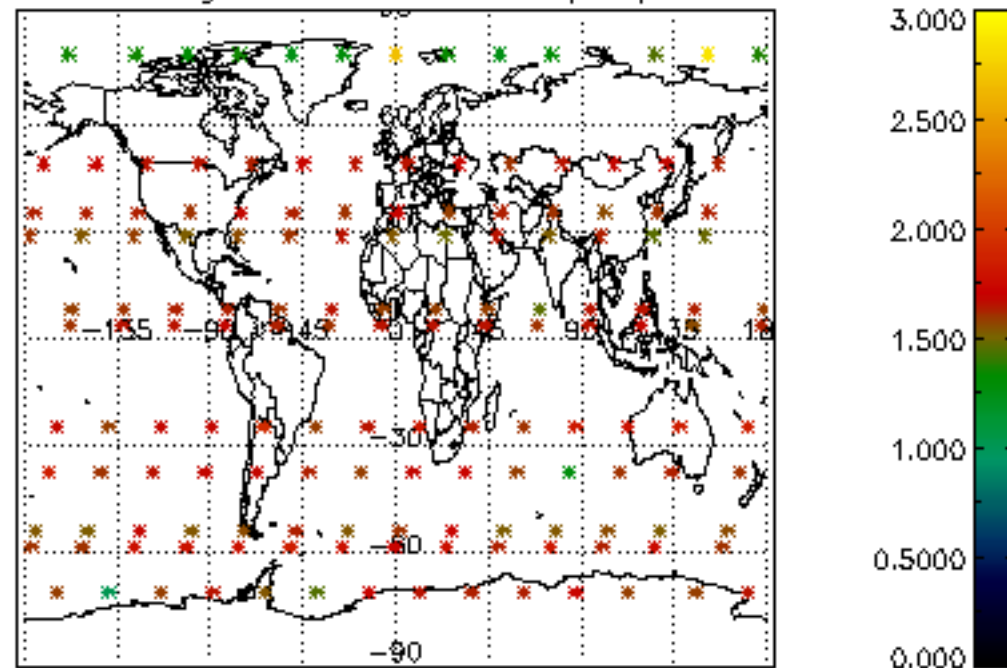
Percentage of saturation errors per profile



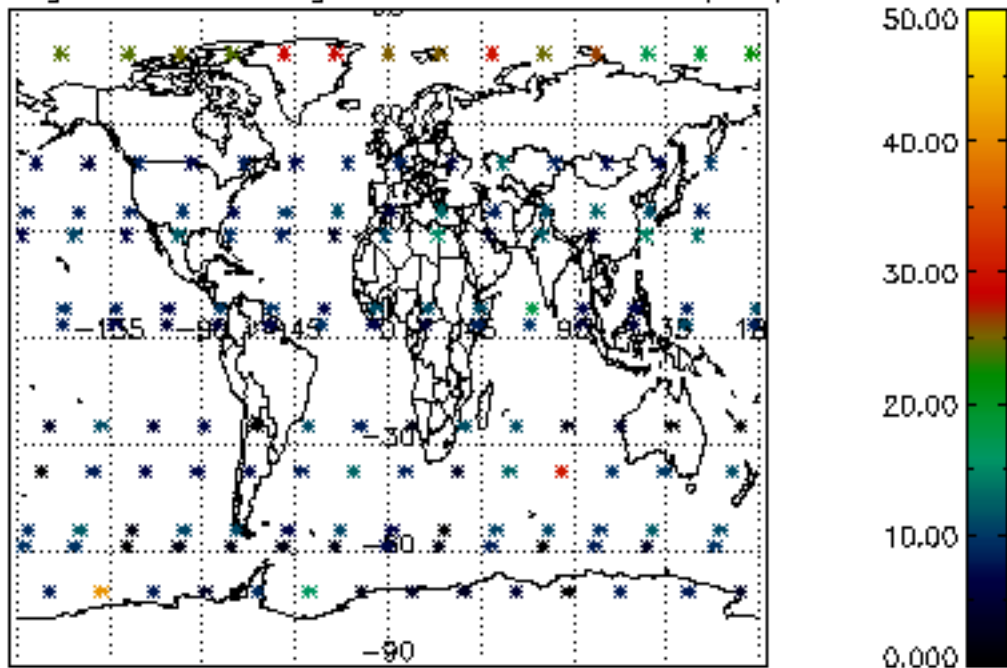
Percentage of cosmic ray hits per profile



Percentage of datation errors per profile



Percentage of star falling outside central band per profile



Percentage of saturation errors per profile

