

GOMOS Level 2 Daily Report

SUMMARY

[1. General Info](#)

[2. Summary of processed GOM_NL_2P products](#)

[3. Level 2 Quality information per product](#)

[3.1 Plot of level 2 quality information per product \(time dependant\)](#)

[3.2 Plot of level 2 quality information per product \(world map\)](#)

[4. Level 1 Quality information per product \(stored on level 2 products\)](#)

[4.1 Plot of level 1 quality information per product \(time dependant\)](#)

[4.1.1 Plot of level 1 quality information per product \(time dependant\): ASCENDING](#)

[4.1.2 Plot of level 1 quality information per product \(time dependant\): DESCENDING](#)

[4.2 Plot of level 1 quality information per product \(world map\)](#)

[4.2.1 Plot of level 1 quality information per product \(world map\): ASCENDING](#)

[4.2.2 Plot of level 1 quality information per product \(world map\): DESCENDING](#)

[5. Ozone profiles based on quality statistics and other trace gas profiles](#)

[5.1 Ozone statistics based on quality of products](#)

[5.2 Plot ozone profiles for all STD \(dark without errors\)](#)

[5.3 Plot ozone profiles where STD < 20% \(dark without errors\)](#)

[5.4. Plot ozone profiles where STD < 10% \(dark without errors\)](#)

[5.5. Plot ozone profiles where STD < 5% \(dark without errors\)](#)

[5.6 Plot NO2 profiles for all STD \(dark without errors\)](#)

[5.7 Plot NO3 profiles for all STD \(dark without errors\)](#)

[5.8 Plot H2O profiles \(only for occultations of stars 1,2,3,4,13,14,16,26,63 dark without errors\) for all STD](#)

[6. Auxiliary Data Files used for the production reported in section 2](#)

This report presents the daily analysis on parameters extracted from GOMOS level 2 data (GOM_NL__2P). It is intended to monitor some important parameters that will impact the quality of these products. A list of level 2 products (and content) that have arrived during the reporting day to the PCF is also given.

Item	Value
Time of report generation	24APR2013 05:17:02
Data source version	GOMOS/6.01
Start time of products	25-10-2006 (25OCT2006 00:00:00)
Stop time of products	26-10-2006 (26OCT2006 00:00:00)
Store outputs in DB	Yes
Nb of level 2 prods	252
Nb of prods with errors	0

2. Summary of processed GOM_NL__2P products.

Nr	Filename	UTC Start time	Limb	Duration	Star Id	Star Name	Star Mag	Star Temp	Nb Meas	Orbit	Prod. error
1	GOM_NL__2PRFIN20061025_000536_000000362052_00216_24318_3176.N1	25-OCT-2006 00:05:36	Dark	35.500	113	Mu Vel	2.6920	5000.0	71	24318	No
2	GOM_NL__2PRFIN20061025_000724_000000472052_00216_24318_3177.N1	25-OCT-2006 00:07:24	Dark	47.000	65	Lam Vel	2.2040	4400.0	94	24318	No
3	GOM_NL__2PRFIN20061025_001016_000000342052_00217_24319_3462.N1	25-OCT-2006 00:10:16	Dark	34.000	46	Del Vel	1.9540	10600.	68	24319	No
4	GOM_NL__2PRFIN20061025_001203_000000322052_00217_24319_3463.N1	25-OCT-2006 00:12:03	Dark	31.500	29	Bet Car	1.6720	10200.	63	24319	No
5	GOM_NL__2PRFIN20061025_002304_000000322052_00217_24319_3464.N1	25-OCT-2006 00:23:04	Dark	31.500	143	Alp Hyi	2.8570	7200.0	63	24319	No
6	GOM_NL__2PRFIN20061025_002429_000000442052_00217_24319_3465.N1	25-OCT-2006 00:24:29	Dark	44.000	9	Alp Eri	0.45300	24000.	88	24319	No
7	GOM_NL__2PRFIN20061025_003553_000000382052_00217_24319_3466.N1	25-OCT-2006 00:35:53	Straylight	37.500	52	16Bet Cet	2.0370	4500.0	75	24319	No
8	GOM_NL__2PRFIN20061025_004522_000000302052_00217_24319_3467.N1	25-OCT-2006 00:45:22	Bright	30.000	140	88Gam Peg	2.8340	26000.	60	24319	No
9	GOM_NL__2PRFIN20061025_004915_000000312052_00217_24319_3468.N1	25-OCT-2006 00:49:15	Bright	30.500	58	21Alp And	2.0730	11000.	61	24319	No
10	GOM_NL__2PRFIN20061025_005111_000000332052_00217_24319_3469.N1	25-OCT-2006 00:51:11	Bright	33.000	53	43Bet And	2.0480	3300.0	66	24319	No
11	GOM_NL__2PRFIN20061025_005656_000000312052_00217_24319_3470.N1	25-OCT-2006 00:56:56	Bright	30.500	68	18Alp Cas	2.2250	4500.0	61	24319	No
12	GOM_NL__2PRFIN20061025_005813_000000302052_00217_24319_3471.N1	25-OCT-2006 00:58:13	Bright	29.500	76	27Gam Cas	2.3000	30000.	59	24319	No
13	GOM_NL__2PRFIN20061025_010611_000000312052_00217_24319_3472.N1	25-OCT-2006 01:06:11	Bright	30.500	49	1Alp UMi	1.9900	6300.0	61	24319	No
14	GOM_NL__2PRFIN20061025_010940_000000312052_00217_24319_3473.N1	25-OCT-2006 01:09:40	Bright	30.500	60	7Bet UMi	2.0810	3950.0	61	24319	No
15	GOM_NL__2PRFIN20061025_011425_000000292052_00217_24319_3474.N1	25-OCT-2006 01:14:25	Bright	29.000	36	50Alp UMa	1.8000	6300.0	58	24319	No
16	GOM_NL__2PRFIN20061025_011539_000000282052_00217_24319_3475.N1	25-OCT-2006 01:15:39	Bright	27.500	32	77Eps UMa	1.7630	11000.	55	24319	No
17	GOM_NL__2PRFIN20061025_011932_000000302052_00217_24319_3476.N1	25-OCT-2006 01:19:32	Bright	29.500	174	52Psi UMa	3.0040	4400.0	59	24319	No
18	GOM_NL__2PRFIN20061025_012635_000000292052_00217_24319_3477.N1	25-OCT-2006 01:26:35	Bright	28.500	96	68Del Leo	2.5600	9300.0	57	24319	No
19	GOM_NL__2PRFIN20061025_012749_000000272052_00217_24319_3478.N1	25-OCT-2006 01:27:49	Bright	27.000	62	94Bet Leo	2.1360	9700.0	54	24319	No
20	GOM_NL__2PRFIN20061025_014613_000000342052_00217_24319_3479.N1	25-OCT-2006 01:46:13	Dark	33.500	113	Mu Vel	2.6920	5000.0	67	24319	No
21	GOM_NL__2PRFIN20061025_014800_000000512052_00217_24319_3480.N1	25-OCT-2006 01:48:00	Dark	50.500	65	Lam Vel	2.2040	4400.0	101	24319	No
22	GOM_NL__2PRFIN20061025_033129_000000362052_00219_24321_3160.N1	25-OCT-2006 03:31:29	Dark	35.500	46	Del Vel	1.9540	10600.	71	24321	No
23	GOM_NL__2PRFIN20061025_033315_000000322052_00219_24321_3161.N1	25-OCT-2006 03:33:15	Dark	32.000	29	Bet Car	1.6720	10200.	64	24321	No
24	GOM_NL__2PRFIN20061025_034417_000000322052_00219_24321_3162.N1	25-OCT-2006 03:44:17	Dark	31.500	143	Alp Hyi	2.8570	7200.0	63	24321	No
25	GOM_NL__2PRFIN20061025_034541_000000372052_00219_24321_3163.N1	25-OCT-2006 03:45:41	Dark	37.000	9	Alp Eri	0.45300	24000.	74	24321	No
26	GOM_NL__2PRFIN20061025_035705_000000352052_00219_24321_3164.N1	25-OCT-2006 03:57:05	Straylight	34.500	52	16Bet Cet	2.0370	4500.0	69	24321	No
27	GOM_NL__2PRFIN20061025_040634_000000302052_00219_24321_3165.N1	25-OCT-2006 04:06:34	Bright	30.000	140	88Gam Peg	2.8340	26000.	60	24321	No
28	GOM_NL__2PRFIN20061025_041027_000000312052_00219_24321_3166.N1	25-OCT-2006 04:10:27	Bright	30.500	58	21Alp And	2.0730	11000.	61	24321	No
29	GOM_NL__2PRFIN20061025_041222_000000312052_00219_24321_3167.N1	25-OCT-2006 04:12:22	Bright	30.500	53	43Bet And	2.0480	3300.0	61	24321	No
30	GOM_NL__2PRFIN20061025_041808_000000312052_00219_24321_3168.N1	25-OCT-2006 04:18:08	Bright	30.500	68	18Alp Cas	2.2250	4500.0	61	24321	No
31	GOM_NL__2PRFIN20061025_041924_000000312052_00219_24321_3169.N1	25-OCT-2006 04:19:24	Bright	30.500	76	27Gam Cas	2.3000	30000.	61	24321	No
32	GOM_NL__2PRFIN20061025_042723_000000292052_00219_24321_3170.N1	25-OCT-2006 04:27:23	Bright	28.500	49	1Alp UMi	1.9900	6300.0	57	24321	No
33	GOM_NL__2PRFIN20061025_043052_000000312052_00219_24321_3171.N1	25-OCT-2006 04:30:52	Bright	31.000	60	7Bet UMi	2.0810	3950.0	62	24321	No
34	GOM_NL__2PRFIN20061025_043537_000000332052_00219_24321_3172.N1	25-OCT-2006 04:35:37	Bright	32.500	36	50Alp UMa	1.8000	6300.0	65	24321	No
35	GOM_NL__2PRFIN20061025_043651_000000292052_00219_24321_3173.N1	25-OCT-2006 04:36:51	Bright	28.500	32	77Eps UMa	1.7630	11000.	57	24321	No
36	GOM_NL__2PRFIN20061025_044045_000000312052_00219_24321_3174.N1	25-OCT-2006 04:40:45	Bright	30.500	174	52Psi UMa	3.0040	4400.0	61	24321	No
37	GOM_NL__2PRFIN20061025_044747_000000302052_00219_24321_3175.N1	25-OCT-2006 04:47:47	Bright	29.500	96	68Del Leo	2.5600	9300.0	59	24321	No
38	GOM_NL__2PRFIN20061025_044901_000000282052_00219_24321_3176.N1	25-OCT-2006 04:49:01	Bright	27.500	62	94Bet Leo	2.1360	9700.0	55	24321	No
39	GOM_NL__2PRFIN20061025_050725_000000332052_00219_24321_3177.N1	25-OCT-2006 05:07:25	Dark	33.000	113	Mu Vel	2.6920	5000.0	66	24321	No
40	GOM_NL__2PRFIN20061025_050914_000000482052_00219_24321_3178.N1	25-OCT-2006 05:09:14	Dark	47.500	65	Lam Vel	2.2040	4400.0	95	24321	No
41	GOM_NL__2PRFIN20061025_051206_000000372052_00220_24322_3160.N1	25-OCT-2006 05:12:06	Dark	36.500	46	Del Vel	1.9540	10600.	73	24322	No
42	GOM_NL__2PRFIN20061025_051351_000000322052_00220_24322_3161.N1	25-OCT-2006 05:13:51	Dark	32.000	29	Bet Car	1.6720	10200.	64	24322	No

43	GOM_NL__2PRFIN20061025_052453_000000322052_00220_24322_3162.N1	25-OCT-2006 05:24:53	Dark	31.500	143	Alp Hyi	2.8570	7200.0	63	24322	No
44	GOM_NL__2PRFIN20061025_052618_000000422052_00220_24322_3163.N1	25-OCT-2006 05:26:18	Dark	42.000	9	Alp Eri	0.45300	24000.	84	24322	No
45	GOM_NL__2PRFIN20061025_053741_000000382052_00220_24322_3164.N1	25-OCT-2006 05:37:41	Straylight	38.000	52	16Bet Cet	2.0370	4500.0	76	24322	No
46	GOM_NL__2PRFIN20061025_054710_000000322052_00220_24322_3165.N1	25-OCT-2006 05:47:10	Bright	31.500	140	88Gam Peg	2.8340	26000.	63	24322	No
47	GOM_NL__2PRFIN20061025_055103_000000312052_00220_24322_3166.N1	25-OCT-2006 05:51:03	Bright	30.500	58	21Alp And	2.0730	11000.	61	24322	No
48	GOM_NL__2PRFIN20061025_055258_000000302052_00220_24322_3167.N1	25-OCT-2006 05:52:58	Bright	30.000	53	43Bet And	2.0480	3300.0	60	24322	No
49	GOM_NL__2PRFIN20061025_055844_000000472052_00220_24322_3168.N1	25-OCT-2006 05:58:44	Bright	47.000	68	18Alp Cas	2.2250	4500.0	94	24322	No
50	GOM_NL__2PRFIN20061025_060000_000000312052_00220_24322_3169.N1	25-OCT-2006 06:00:00	Bright	30.500	76	27Gam Cas	2.3000	30000.	61	24322	No
51	GOM_NL__2PRFIN20061025_060758_000000302052_00220_24322_3170.N1	25-OCT-2006 06:07:58	Bright	30.000	49	1Alp UMi	1.9900	6300.0	60	24322	No
52	GOM_NL__2PRFIN20061025_061129_000000302052_00220_24322_3171.N1	25-OCT-2006 06:11:29	Bright	29.500	60	7Bet UMi	2.0810	3950.0	59	24322	No
53	GOM_NL__2PRFIN20061025_061613_000000312052_00220_24322_3172.N1	25-OCT-2006 06:16:13	Bright	31.000	36	50Alp UMa	1.8000	6300.0	62	24322	No
54	GOM_NL__2PRFIN20061025_061728_000000302052_00220_24322_3173.N1	25-OCT-2006 06:17:28	Bright	30.000	32	77Eps UMa	1.7630	11000.	60	24322	No
55	GOM_NL__2PRFIN20061025_062121_000000322052_00220_24322_3174.N1	25-OCT-2006 06:21:21	Bright	31.500	174	52Psi UMa	3.0040	4400.0	63	24322	No
56	GOM_NL__2PRFIN20061025_062824_000000292052_00220_24322_3175.N1	25-OCT-2006 06:28:24	Bright	28.500	96	68Del Leo	2.5600	9300.0	57	24322	No
57	GOM_NL__2PRFIN20061025_062937_000000262052_00220_24322_3176.N1	25-OCT-2006 06:29:37	Bright	25.500	62	94Bet Leo	2.1360	9700.0	51	24322	No
58	GOM_NL__2PRFIN20061025_064802_000000332052_00220_24322_3177.N1	25-OCT-2006 06:48:02	Dark	33.000	113	Mu Vel	2.6920	5000.0	66	24322	No
59	GOM_NL__2PRFIN20061025_064951_000000402052_00220_24322_3178.N1	25-OCT-2006 06:49:51	Dark	40.000	65	Lam Vel	2.2040	4400.0	80	24322	No
60	GOM_NL__2PRFIN20061025_065242_000000362052_00221_24323_3160.N1	25-OCT-2006 06:52:42	Dark	35.500	46	Del Vel	1.9540	10600.	71	24323	No
61	GOM_NL__2PRFIN20061025_065428_000000322052_00221_24323_3161.N1	25-OCT-2006 06:54:28	Dark	32.000	29	Bet Car	1.6720	10200.	64	24323	No
62	GOM_NL__2PRFIN20061025_070529_000000342052_00221_24323_3162.N1	25-OCT-2006 07:05:29	Dark	34.000	143	Alp Hyi	2.8570	7200.0	68	24323	No
63	GOM_NL__2PRFIN20061025_070654_000000402052_00221_24323_3163.N1	25-OCT-2006 07:06:54	Dark	40.000	9	Alp Eri	0.45300	24000.	80	24323	No
64	GOM_NL__2PRFIN20061025_071817_000000392052_00221_24323_3164.N1	25-OCT-2006 07:18:17	Straylight	38.500	52	16Bet Cet	2.0370	4500.0	77	24323	No
65	GOM_NL__2PRFIN20061025_072746_000000312052_00221_24323_3165.N1	25-OCT-2006 07:27:46	Bright	30.500	140	88Gam Peg	2.8340	26000.	61	24323	No
66	GOM_NL__2PRFIN20061025_073139_000000302052_00221_24323_3166.N1	25-OCT-2006 07:31:39	Bright	29.500	58	21Alp And	2.0730	11000.	59	24323	No
67	GOM_NL__2PRFIN20061025_073334_000000302052_00221_24323_3167.N1	25-OCT-2006 07:33:34	Bright	29.500	53	43Bet And	2.0480	3300.0	59	24323	No
68	GOM_NL__2PRFIN20061025_073920_000000322052_00221_24323_3168.N1	25-OCT-2006 07:39:20	Bright	31.500	68	18Alp Cas	2.2250	4500.0	63	24323	No
69	GOM_NL__2PRFIN20061025_074036_000000312052_00221_24323_3169.N1	25-OCT-2006 07:40:36	Bright	30.500	76	27Gam Cas	2.3000	30000.	61	24323	No
70	GOM_NL__2PRFIN20061025_074835_000000302052_00221_24323_3170.N1	25-OCT-2006 07:48:35	Bright	30.000	49	1Alp UMi	1.9900	6300.0	60	24323	No
71	GOM_NL__2PRFIN20061025_075205_000000332052_00221_24323_3171.N1	25-OCT-2006 07:52:05	Bright	33.000	60	7Bet UMi	2.0810	3950.0	66	24323	No
72	GOM_NL__2PRFIN20061025_075649_000000322052_00221_24323_3172.N1	25-OCT-2006 07:56:49	Bright	32.000	36	50Alp UMa	1.8000	6300.0	64	24323	No
73	GOM_NL__2PRFIN20061025_075804_000000302052_00221_24323_3173.N1	25-OCT-2006 07:58:04	Bright	30.000	32	77Eps UMa	1.7630	11000.	60	24323	No
74	GOM_NL__2PRFIN20061025_080156_000000302052_00221_24323_3174.N1	25-OCT-2006 08:01:56	Bright	30.000	174	52Psi UMa	3.0040	4400.0	60	24323	No
75	GOM_NL__2PRFIN20061025_080900_000000302052_00221_24323_3175.N1	25-OCT-2006 08:09:00	Bright	29.500	96	68Del Leo	2.5600	9300.0	59	24323	No
76	GOM_NL__2PRFIN20061025_081013_000000272052_00221_24323_3176.N1	25-OCT-2006 08:10:13	Bright	26.500	62	94Bet Leo	2.1360	9700.0	53	24323	No
77	GOM_NL__2PRFIN20061025_082838_000000362052_00221_24323_3177.N1	25-OCT-2006 08:28:38	Dark	36.000	113	Mu Vel	2.6920	5000.0	72	24323	No
78	GOM_NL__2PRFIN20061025_083027_000000422052_00221_24323_3178.N1	25-OCT-2006 08:30:27	Dark	42.000	65	Lam Vel	2.2040	4400.0	84	24323	No
79	GOM_NL__2PRFIN20061025_083319_000000342052_00222_24324_3160.N1	25-OCT-2006 08:33:19	Dark	33.500	46	Del Vel	1.9540	10600.	67	24324	No
80	GOM_NL__2PRFIN20061025_083504_000000322052_00222_24324_3161.N1	25-OCT-2006 08:35:04	Dark	31.500	29	Bet Car	1.6720	10200.	63	24324	No
81	GOM_NL__2PRFIN20061025_084605_000000312052_00222_24324_3162.N1	25-OCT-2006 08:46:05	Dark	30.500	143	Alp Hyi	2.8570	7200.0	61	24324	No
82	GOM_NL__2PRFIN20061025_084730_000000362052_00222_24324_3163.N1	25-OCT-2006 08:47:30	Dark	35.500	9	Alp Eri	0.45300	24000.	71	24324	No
83	GOM_NL__2PRFIN20061025_085854_000000392052_00222_24324_3164.N1	25-OCT-2006 08:58:54	Straylight	39.000	52	16Bet Cet	2.0370	4500.0	78	24324	No
84	GOM_NL__2PRFIN20061025_090822_000000312052_00222_24324_3165.N1	25-OCT-2006 09:08:22	Bright	31.000	140	88Gam Peg	2.8340	26000.	62	24324	No
85	GOM_NL__2PRFIN20061025_091216_000000312052_00222_24324_3166.N1	25-OCT-2006 09:12:16	Bright	30.500	58	21Alp And	2.0730	11000.	61	24324	No
86	GOM_NL__2PRFIN20061025_091410_000000332052_00222_24324_3167.N1	25-OCT-2006 09:14:10	Bright	33.000	53	43Bet And	2.0480	3300.0	66	24324	No
87	GOM_NL__2PRFIN20061025_091956_000000312052_00222_24324_3168.N1	25-OCT-2006 09:19:56	Bright	30.500	68	18Alp Cas	2.2250	4500.0	61	24324	No
88	GOM_NL__2PRFIN20061025_092112_000000302052_00222_24324_3169.N1	25-OCT-2006 09:21:12	Bright	30.000	76	27Gam Cas	2.3000	30000.	60	24324	No
89	GOM_NL__2PRFIN20061025_092910_000000302052_00222_24324_3170.N1	25-OCT-2006 09:29:10	Bright	30.000	49	1Alp UMi	1.9900	6300.0	60	24324	No
90	GOM_NL__2PRFIN20061025_093241_000000312052_00222_24324_3171.N1	25-OCT-2006 09:32:41	Bright	30.500	60	7Bet UMi	2.0810	3950.0	61	24324	No
91	GOM_NL__2PRFIN20061025_093724_000000312052_00222_24324_3172.N1	25-OCT-2006 09:37:24	Bright	31.000	36	50Alp UMa	1.8000	6300.0	62	24324	No
92	GOM_NL__2PRFIN20061025_093840_000000292052_00222_24324_3173.N1	25-OCT-2006 09:38:40	Bright	29.000	32	77Eps UMa	1.7630	11000.	58	24324	No
93	GOM_NL__2PRFIN20061025_094233_000000292052_00222_24324_3174.N1	25-OCT-2006 09:42:33	Bright	28.500	174	52Psi UMa	3.0040	4400.0	57	24324	No
94	GOM_NL__2PRFIN20061025_094936_000000312052_00222_24324_3175.N1	25-OCT-2006 09:49:36	Bright	30.500	96	68Del Leo	2.5600	9300.0	61	24324	No
95	GOM_NL__2PRFIN20061025_095050_000000282052_00222_24324_3176.N1	25-OCT-2006 09:50:50	Bright	27.500	62	94Bet Leo	2.1360	9700.0	55	24324	No
96	GOM_NL__2PRFIN20061025_100914_000000362052_00222_24324_3177.N1	25-OCT-2006 10:09:14	Dark	36.000	113	Mu Vel	2.6920	5000.0	72	24324	No
97	GOM_NL__2PRFIN20061025_101104_000000432052_00222_24324_3178.N1	25-OCT-2006 10:11:04	Dark	43.000	65	Lam Vel	2.2040	4400.0	86	24324	No
98	GOM_NL__2PRFIN20061025_101355_000000352052_00223_24325_3160.N1	25-OCT-2006 10:13:55	Dark	35.000	46	Del Vel	1.9540	10600.	70	24325	No
99	GOM_NL__2PRFIN20061025_101540_000000332052_00223_24325_3161.N1	25-OCT-2006 10:15:40	Dark	32.500	29	Bet Car	1.6720	10200.	65	24325	No
100	GOM_NL__2PRFIN20061025_102641_000000312052_00223_24325_3162.N1	25-OCT-2006 10:26:41	Dark	31.000	143	Alp Hyi	2.8570	7200.0	62	24325	No
101	GOM_NL__2PRFIN20061025_102806_000000432052_00223_24325_3163.N1	25-OCT-2006 10:28:06	Dark	43.000	9	Alp Eri	0.45300	24000.	86	24325	No

102	GOM_NL__2PRFIN20061025_103929_000000352052_00223_24325_3164.N1	25-OCT-2006 10:39:29	Straylight	35.000	52	16Bet Cet	2.0370	4500.0	70	24325	No
103	GOM_NL__2PRFIN20061025_104858_000000302052_00223_24325_3165.N1	25-OCT-2006 10:48:58	Bright	29.500	140	88Gam Peg	2.8340	26000.	59	24325	No
104	GOM_NL__2PRFIN20061025_105251_000000322052_00223_24325_3166.N1	25-OCT-2006 10:52:51	Bright	31.500	58	21Alp And	2.0730	11000.	63	24325	No
105	GOM_NL__2PRFIN20061025_105445_000000322052_00223_24325_3167.N1	25-OCT-2006 10:54:45	Bright	31.500	53	43Bet And	2.0480	3300.0	63	24325	No
106	GOM_NL__2PRFIN20061025_110031_000000312052_00223_24325_3168.N1	25-OCT-2006 11:00:31	Bright	30.500	68	18Alp Cas	2.2250	4500.0	61	24325	No
107	GOM_NL__2PRFIN20061025_110147_000000322052_00223_24325_3169.N1	25-OCT-2006 11:01:47	Bright	32.000	76	27Gam Cas	2.3000	30000.	64	24325	No
108	GOM_NL__2PRFIN20061025_110946_000000322052_00223_24325_3170.N1	25-OCT-2006 11:09:46	Bright	32.000	49	1Alp UMi	1.9900	6300.0	64	24325	No
109	GOM_NL__2PRFIN20061025_111317_000000312052_00223_24325_3171.N1	25-OCT-2006 11:13:17	Bright	31.000	60	7Bet UMi	2.0810	3950.0	62	24325	No
110	GOM_NL__2PRFIN20061025_111800_000000322052_00223_24325_3172.N1	25-OCT-2006 11:18:00	Bright	32.000	36	50Alp UMa	1.8000	6300.0	64	24325	No
111	GOM_NL__2PRFIN20061025_111916_000000282052_00223_24325_3173.N1	25-OCT-2006 11:19:16	Bright	28.000	32	77Eps UMa	1.7630	11000.	56	24325	No
112	GOM_NL__2PRFIN20061025_112308_000000302052_00223_24325_3174.N1	25-OCT-2006 11:23:08	Bright	30.000	174	52Psi UMa	3.0040	4400.0	60	24325	No
113	GOM_NL__2PRFIN20061025_113012_000000302052_00223_24325_3175.N1	25-OCT-2006 11:30:12	Bright	29.500	96	68Del Leo	2.5600	9300.0	59	24325	No
114	GOM_NL__2PRFIN20061025_113126_000000282052_00223_24325_3176.N1	25-OCT-2006 11:31:26	Bright	27.500	62	94Bet Leo	2.1360	9700.0	55	24325	No
115	GOM_NL__2PRFIN20061025_114950_000000362052_00223_24325_3177.N1	25-OCT-2006 11:49:50	Dark	35.500	113	Mu Vel	2.6920	5000.0	71	24325	No
116	GOM_NL__2PRFIN20061025_115141_000000372052_00223_24325_3178.N1	25-OCT-2006 11:51:41	Dark	36.500	65	Lam Vel	2.2040	4400.0	73	24325	No
117	GOM_NL__2PRFIN20061025_115432_000000332052_00224_24326_3160.N1	25-OCT-2006 11:54:32	Dark	33.000	46	Del Vel	1.9540	10600.	66	24326	No
118	GOM_NL__2PRFIN20061025_115616_000000312052_00224_24326_3161.N1	25-OCT-2006 11:56:16	Dark	31.000	29	Bet Car	1.6720	10200.	62	24326	No
119	GOM_NL__2PRFIN20061025_120717_000000322052_00224_24326_3162.N1	25-OCT-2006 12:07:17	Dark	32.000	143	Alp Hyi	2.8570	7200.0	64	24326	No
120	GOM_NL__2PRFIN20061025_120842_000000442052_00224_24326_3163.N1	25-OCT-2006 12:08:42	Dark	43.500	9	Alp Eri	0.45300	24000.	87	24326	No
121	GOM_NL__2PRFIN20061025_122006_000000392052_00224_24326_3164.N1	25-OCT-2006 12:20:06	Straylight	38.500	52	16Bet Cet	2.0370	4500.0	77	24326	No
122	GOM_NL__2PRFIN20061025_122934_000000302052_00224_24326_3165.N1	25-OCT-2006 12:29:34	Bright	30.000	140	88Gam Peg	2.8340	26000.	60	24326	No
123	GOM_NL__2PRFIN20061025_123328_000000312052_00224_24326_3166.N1	25-OCT-2006 12:33:28	Bright	30.500	58	21Alp And	2.0730	11000.	61	24326	No
124	GOM_NL__2PRFIN20061025_123521_000000302052_00224_24326_3167.N1	25-OCT-2006 12:35:21	Bright	29.500	53	43Bet And	2.0480	3300.0	59	24326	No
125	GOM_NL__2PRFIN20061025_124108_000000312052_00224_24326_3168.N1	25-OCT-2006 12:41:08	Bright	31.000	68	18Alp Cas	2.2250	4500.0	62	24326	No
126	GOM_NL__2PRFIN20061025_124223_000000312052_00224_24326_3169.N1	25-OCT-2006 12:42:23	Bright	30.500	76	27Gam Cas	2.3000	30000.	61	24326	No
127	GOM_NL__2PRFIN20061025_125022_000000302052_00224_24326_3170.N1	25-OCT-2006 12:50:22	Bright	29.500	49	1Alp UMi	1.9900	6300.0	59	24326	No
128	GOM_NL__2PRFIN20061025_125353_000000282052_00224_24326_3171.N1	25-OCT-2006 12:53:53	Bright	28.000	60	7Bet UMi	2.0810	3950.0	56	24326	No
129	GOM_NL__2PRFIN20061025_125836_000000322052_00224_24326_3172.N1	25-OCT-2006 12:58:36	Bright	32.000	36	50Alp UMa	1.8000	6300.0	64	24326	No
130	GOM_NL__2PRFIN20061025_125952_000000282052_00224_24326_3173.N1	25-OCT-2006 12:59:52	Bright	27.500	32	77Eps UMa	1.7630	11000.	55	24326	No
131	GOM_NL__2PRFIN20061025_130344_000000312052_00224_24326_3174.N1	25-OCT-2006 13:03:44	Bright	31.000	174	52Psi UMa	3.0040	4400.0	62	24326	No
132	GOM_NL__2PRFIN20061025_131048_000000312052_00224_24326_3175.N1	25-OCT-2006 13:10:48	Bright	31.000	96	68Del Leo	2.5600	9300.0	62	24326	No
133	GOM_NL__2PRFIN20061025_131202_000000292052_00224_24326_3176.N1	25-OCT-2006 13:12:02	Bright	28.500	62	94Bet Leo	2.1360	9700.0	57	24326	No
134	GOM_NL__2PRFIN20061025_133027_000000372052_00224_24326_3177.N1	25-OCT-2006 13:30:27	Dark	37.000	113	Mu Vel	2.6920	5000.0	74	24326	No
135	GOM_NL__2PRFIN20061025_133217_000000442052_00224_24326_3178.N1	25-OCT-2006 13:32:17	Dark	43.500	65	Lam Vel	2.2040	4400.0	87	24326	No
136	GOM_NL__2PRFIN20061025_133509_000000372052_00225_24327_3160.N1	25-OCT-2006 13:35:09	Dark	36.500	46	Del Vel	1.9540	10600.	73	24327	No
137	GOM_NL__2PRFIN20061025_133653_000000322052_00225_24327_3161.N1	25-OCT-2006 13:36:53	Dark	32.000	29	Bet Car	1.6720	10200.	64	24327	No
138	GOM_NL__2PRFIN20061025_134754_000000312052_00225_24327_3162.N1	25-OCT-2006 13:47:54	Dark	31.000	143	Alp Hyi	2.8570	7200.0	62	24327	No
139	GOM_NL__2PRFIN20061025_134918_000000342052_00225_24327_3163.N1	25-OCT-2006 13:49:18	Dark	33.500	9	Alp Eri	0.45300	24000.	67	24327	No
140	GOM_NL__2PRFIN20061025_140042_000000372052_00225_24327_3164.N1	25-OCT-2006 14:00:42	Straylight	37.000	52	16Bet Cet	2.0370	4500.0	74	24327	No
141	GOM_NL__2PRFIN20061025_141010_000000302052_00225_24327_3165.N1	25-OCT-2006 14:10:10	Bright	29.500	140	88Gam Peg	2.8340	26000.	59	24327	No
142	GOM_NL__2PRFIN20061025_141404_000000312052_00225_24327_3166.N1	25-OCT-2006 14:14:04	Bright	30.500	58	21Alp And	2.0730	11000.	61	24327	No
143	GOM_NL__2PRFIN20061025_141557_000000322052_00225_24327_3167.N1	25-OCT-2006 14:15:57	Bright	32.000	53	43Bet And	2.0480	3300.0	64	24327	No
144	GOM_NL__2PRFIN20061025_142143_000000312052_00225_24327_3168.N1	25-OCT-2006 14:21:43	Bright	31.000	68	18Alp Cas	2.2250	4500.0	62	24327	No
145	GOM_NL__2PRFIN20061025_142259_000000312052_00225_24327_3169.N1	25-OCT-2006 14:22:59	Bright	30.500	76	27Gam Cas	2.3000	30000.	61	24327	No
146	GOM_NL__2PRFIN20061025_143058_000000302052_00225_24327_3170.N1	25-OCT-2006 14:30:58	Bright	29.500	49	1Alp UMi	1.9900	6300.0	59	24327	No
147	GOM_NL__2PRFIN20061025_143430_000000272052_00225_24327_3171.N1	25-OCT-2006 14:34:30	Bright	26.500	60	7Bet UMi	2.0810	3950.0	53	24327	No
148	GOM_NL__2PRFIN20061025_143912_000000322052_00225_24327_3172.N1	25-OCT-2006 14:39:12	Bright	32.000	36	50Alp UMa	1.8000	6300.0	64	24327	No
149	GOM_NL__2PRFIN20061025_144028_000000462052_00225_24327_3173.N1	25-OCT-2006 14:40:28	Bright	46.000	32	77Eps UMa	1.7630	11000.	92	24327	No
150	GOM_NL__2PRFIN20061025_144420_000000292052_00225_24327_3174.N1	25-OCT-2006 14:44:20	Bright	29.000	174	52Psi UMa	3.0040	4400.0	58	24327	No
151	GOM_NL__2PRFIN20061025_145124_000000372052_00225_24327_3175.N1	25-OCT-2006 14:51:24	Bright	36.500	96	68Del Leo	2.5600	9300.0	73	24327	No
152	GOM_NL__2PRFIN20061025_145238_000000282052_00225_24327_3176.N1	25-OCT-2006 14:52:38	Bright	28.000	62	94Bet Leo	2.1360	9700.0	56	24327	No
153	GOM_NL__2PRFIN20061025_151103_000000332052_00225_24327_3177.N1	25-OCT-2006 15:11:03	Dark	33.000	113	Mu Vel	2.6920	5000.0	66	24327	No
154	GOM_NL__2PRFIN20061025_151254_000000482052_00225_24327_3178.N1	25-OCT-2006 15:12:54	Dark	48.000	65	Lam Vel	2.2040	4400.0	96	24327	No
155	GOM_NL__2PRFIN20061025_151545_000000352052_00226_24328_3160.N1	25-OCT-2006 15:15:45	Dark	34.500	46	Del Vel	1.9540	10600.	69	24328	No
156	GOM_NL__2PRFIN20061025_151729_000000352052_00226_24328_3161.N1	25-OCT-2006 15:17:29	Dark	34.500	29	Bet Car	1.6720	10200.	69	24328	No
157	GOM_NL__2PRFIN20061025_152830_000000322052_00226_24328_3162.N1	25-OCT-2006 15:28:30	Dark	31.500	143	Alp Hyi	2.8570	7200.0	63	24328	No
158	GOM_NL__2PRFIN20061025_152954_000000422052_00226_24328_3163.N1	25-OCT-2006 15:29:54	Dark	41.500	9	Alp Eri	0.45300	24000.	83	24328	No
159	GOM_NL__2PRFIN20061025_154118_000000362052_00226_24328_3164.N1	25-OCT-2006 15:41:18	Straylight	36.000	52	16Bet Cet	2.0370	4500.0	72	24328	No
160	GOM_NL__2PRFIN20061025_155047_000000302052_00226_24328_3165.N1	25-OCT-2006 15:50:47	Bright	29.500	140	88Gam Peg	2.8340	26000.	59	24328	No

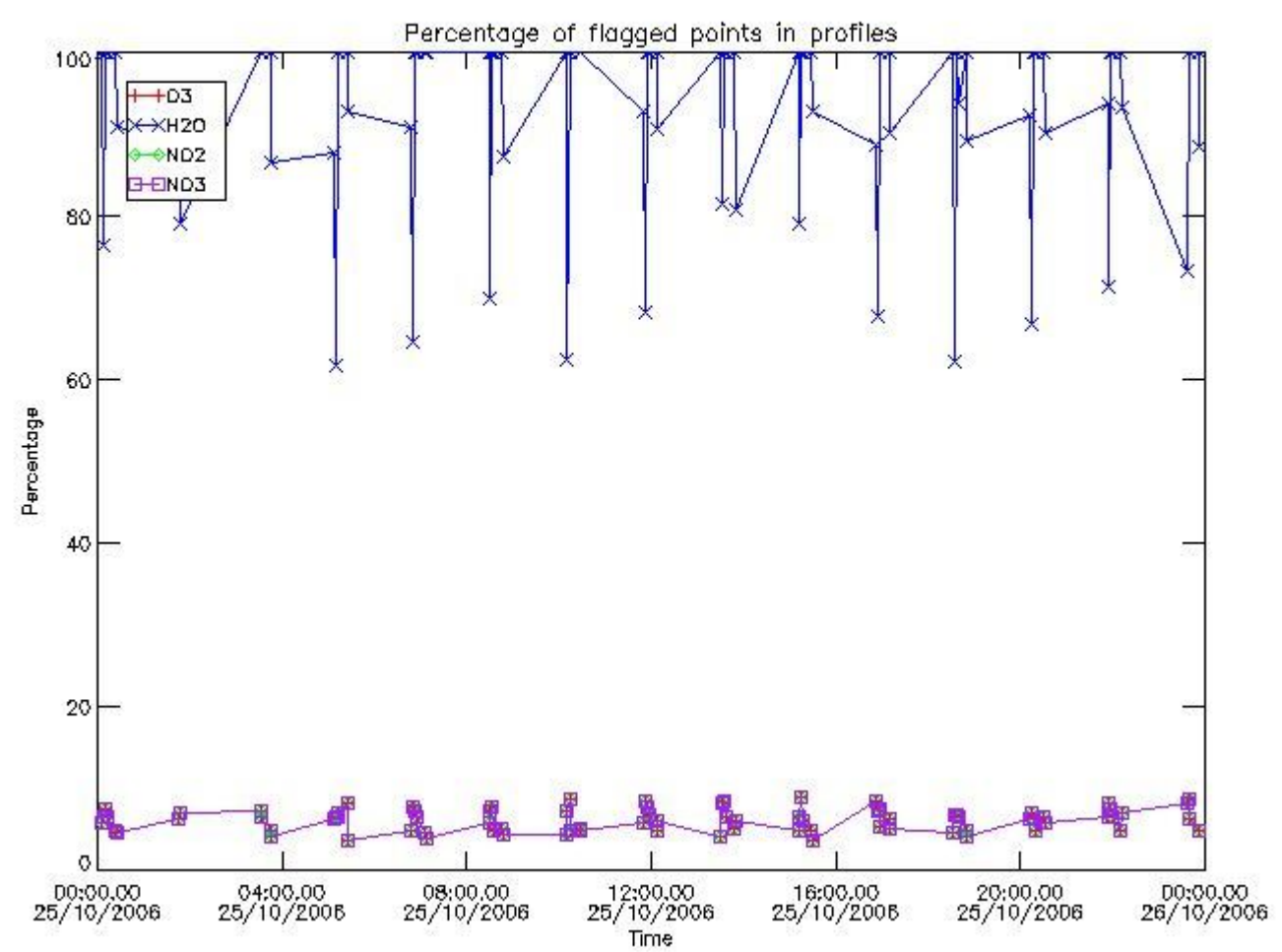
161	GOM_NL__2PRFIN20061025_155440_000000312052_00226_24328_3166.N1	25-OCT-2006 15:54:40	Bright	31.000	58	21Alp And	2.0730	11000.	62	24328	No
162	GOM_NL__2PRFIN20061025_155633_000000332052_00226_24328_3167.N1	25-OCT-2006 15:56:33	Bright	33.000	53	43Bet And	2.0480	3300.0	66	24328	No
163	GOM_NL__2PRFIN20061025_160219_000000282052_00226_24328_3168.N1	25-OCT-2006 16:02:19	Bright	28.000	68	18Alp Cas	2.2250	4500.0	56	24328	No
164	GOM_NL__2PRFIN20061025_160335_000000312052_00226_24328_3169.N1	25-OCT-2006 16:03:35	Bright	30.500	76	27Gam Cas	2.3000	30000.	61	24328	No
165	GOM_NL__2PRFIN20061025_161134_000000302052_00226_24328_3170.N1	25-OCT-2006 16:11:34	Bright	29.500	49	1Alp UMi	1.9900	6300.0	59	24328	No
166	GOM_NL__2PRFIN20061025_161506_000000312052_00226_24328_3171.N1	25-OCT-2006 16:15:06	Bright	30.500	60	7Bet UMi	2.0810	3950.0	61	24328	No
167	GOM_NL__2PRFIN20061025_161948_000000322052_00226_24328_3172.N1	25-OCT-2006 16:19:48	Bright	31.500	36	50Alp UMa	1.8000	6300.0	63	24328	No
168	GOM_NL__2PRFIN20061025_162104_000000282052_00226_24328_3173.N1	25-OCT-2006 16:21:04	Bright	28.000	32	77Eps UMa	1.7630	11000.	56	24328	No
169	GOM_NL__2PRFIN20061025_162456_000000322052_00226_24328_3174.N1	25-OCT-2006 16:24:56	Bright	32.000	174	52Psi UMa	3.0040	4400.0	64	24328	No
170	GOM_NL__2PRFIN20061025_163200_000000312052_00226_24328_3175.N1	25-OCT-2006 16:32:00	Bright	30.500	96	68Del Leo	2.5600	9300.0	61	24328	No
171	GOM_NL__2PRFIN20061025_163314_000000292052_00226_24328_3176.N1	25-OCT-2006 16:33:14	Bright	28.500	62	94Bet Leo	2.1360	9700.0	57	24328	No
172	GOM_NL__2PRFIN20061025_165139_000000362052_00226_24328_3177.N1	25-OCT-2006 16:51:39	Dark	36.000	113	Mu Vel	2.6920	5000.0	72	24328	No
173	GOM_NL__2PRFIN20061025_165331_000000502052_00226_24328_3178.N1	25-OCT-2006 16:53:31	Dark	50.000	65	Lam Vel	2.2040	4400.0	100	24328	No
174	GOM_NL__2PRFIN20061025_165621_000000352052_00227_24329_3160.N1	25-OCT-2006 16:56:21	Dark	34.500	46	Del Vel	1.9540	10600.	69	24329	No
175	GOM_NL__2PRFIN20061025_165805_000000392052_00227_24329_3161.N1	25-OCT-2006 16:58:05	Dark	39.000	29	Bet Car	1.6720	10200.	78	24329	No
176	GOM_NL__2PRFIN20061025_170906_000000332052_00227_24329_3162.N1	25-OCT-2006 17:09:06	Dark	32.500	143	Alp Hyi	2.8570	7200.0	65	24329	No
177	GOM_NL__2PRFIN20061025_171031_000000402052_00227_24329_3163.N1	25-OCT-2006 17:10:31	Dark	40.000	9	Alp Eri	0.45300	24000.	80	24329	No
178	GOM_NL__2PRFIN20061025_172154_000000362052_00227_24329_3164.N1	25-OCT-2006 17:21:54	Straylight	36.000	52	16Bet Cet	2.0370	4500.0	72	24329	No
179	GOM_NL__2PRFIN20061025_173123_000000302052_00227_24329_3165.N1	25-OCT-2006 17:31:23	Bright	30.000	140	88Gam Peg	2.8340	26000.	60	24329	No
180	GOM_NL__2PRFIN20061025_173516_000000322052_00227_24329_3166.N1	25-OCT-2006 17:35:16	Bright	31.500	58	21Alp And	2.0730	11000.	63	24329	No
181	GOM_NL__2PRFIN20061025_173708_000000342052_00227_24329_3167.N1	25-OCT-2006 17:37:08	Bright	33.500	53	43Bet And	2.0480	3300.0	67	24329	No
182	GOM_NL__2PRFIN20061025_174255_000000322052_00227_24329_3168.N1	25-OCT-2006 17:42:55	Bright	32.000	68	18Alp Cas	2.2250	4500.0	64	24329	No
183	GOM_NL__2PRFIN20061025_174411_000000312052_00227_24329_3169.N1	25-OCT-2006 17:44:11	Bright	30.500	76	27Gam Cas	2.3000	30000.	61	24329	No
184	GOM_NL__2PRFIN20061025_175210_000000312052_00227_24329_3170.N1	25-OCT-2006 17:52:10	Bright	30.500	49	1Alp UMi	1.9900	6300.0	61	24329	No
185	GOM_NL__2PRFIN20061025_175542_000000322052_00227_24329_3171.N1	25-OCT-2006 17:55:42	Bright	31.500	60	7Bet UMi	2.0810	3950.0	63	24329	No
186	GOM_NL__2PRFIN20061025_180024_000000292052_00227_24329_3172.N1	25-OCT-2006 18:00:24	Bright	28.500	36	50Alp UMa	1.8000	6300.0	57	24329	No
187	GOM_NL__2PRFIN20061025_180140_000000282052_00227_24329_3173.N1	25-OCT-2006 18:01:40	Bright	28.000	32	77Eps UMa	1.7630	11000.	56	24329	No
188	GOM_NL__2PRFIN20061025_180532_000000492052_00227_24329_3174.N1	25-OCT-2006 18:05:32	Bright	49.000	174	52Psi UMa	3.0040	4400.0	98	24329	No
189	GOM_NL__2PRFIN20061025_181237_000000302052_00227_24329_3175.N1	25-OCT-2006 18:12:37	Bright	30.000	96	68Del Leo	2.5600	9300.0	60	24329	No
190	GOM_NL__2PRFIN20061025_181350_000000282052_00227_24329_3176.N1	25-OCT-2006 18:13:50	Bright	28.000	62	94Bet Leo	2.1360	9700.0	56	24329	No
191	GOM_NL__2PRFIN20061025_183215_000000342052_00227_24329_3177.N1	25-OCT-2006 18:32:15	Dark	33.500	113	Mu Vel	2.6920	5000.0	67	24329	No
192	GOM_NL__2PRFIN20061025_183408_000000462052_00227_24329_3178.N1	25-OCT-2006 18:34:08	Dark	45.500	65	Lam Vel	2.2040	4400.0	91	24329	No
193	GOM_NL__2PRFIN20061025_183658_000000382052_00228_24330_3160.N1	25-OCT-2006 18:36:58	Dark	37.500	46	Del Vel	1.9540	10600.	75	24330	No
194	GOM_NL__2PRFIN20061025_183842_000000322052_00228_24330_3161.N1	25-OCT-2006 18:38:42	Dark	32.000	29	Bet Car	1.6720	10200.	64	24330	No
195	GOM_NL__2PRFIN20061025_184942_000000332052_00228_24330_3162.N1	25-OCT-2006 18:49:42	Dark	32.500	143	Alp Hyi	2.8570	7200.0	65	24330	No
196	GOM_NL__2PRFIN20061025_185107_000000372052_00228_24330_3163.N1	25-OCT-2006 18:51:07	Dark	37.000	9	Alp Eri	0.45300	24000.	74	24330	No
197	GOM_NL__2PRFIN20061025_190230_000000372052_00228_24330_3164.N1	25-OCT-2006 19:02:30	Straylight	37.000	52	16Bet Cet	2.0370	4500.0	74	24330	No
198	GOM_NL__2PRFIN20061025_191159_000000312052_00228_24330_3165.N1	25-OCT-2006 19:11:59	Bright	30.500	140	88Gam Peg	2.8340	26000.	61	24330	No
199	GOM_NL__2PRFIN20061025_191552_000000302052_00228_24330_3166.N1	25-OCT-2006 19:15:52	Bright	29.500	58	21Alp And	2.0730	11000.	59	24330	No
200	GOM_NL__2PRFIN20061025_191744_000000322052_00228_24330_3167.N1	25-OCT-2006 19:17:44	Bright	32.000	53	43Bet And	2.0480	3300.0	64	24330	No
201	GOM_NL__2PRFIN20061025_192331_000000472052_00228_24330_3168.N1	25-OCT-2006 19:23:31	Bright	47.000	68	18Alp Cas	2.2250	4500.0	94	24330	No
202	GOM_NL__2PRFIN20061025_192447_000000312052_00228_24330_3169.N1	25-OCT-2006 19:24:47	Bright	31.000	76	27Gam Cas	2.3000	30000.	62	24330	No
203	GOM_NL__2PRFIN20061025_193246_000000302052_00228_24330_3170.N1	25-OCT-2006 19:32:46	Bright	29.500	49	1Alp UMi	1.9900	6300.0	59	24330	No
204	GOM_NL__2PRFIN20061025_193618_000000322052_00228_24330_3171.N1	25-OCT-2006 19:36:18	Bright	31.500	60	7Bet UMi	2.0810	3950.0	63	24330	No
205	GOM_NL__2PRFIN20061025_194100_000000332052_00228_24330_3172.N1	25-OCT-2006 19:41:00	Bright	32.500	36	50Alp UMa	1.8000	6300.0	65	24330	No
206	GOM_NL__2PRFIN20061025_194216_000000312052_00228_24330_3173.N1	25-OCT-2006 19:42:16	Bright	31.000	32	77Eps UMa	1.7630	11000.	62	24330	No
207	GOM_NL__2PRFIN20061025_194608_000000322052_00228_24330_3174.N1	25-OCT-2006 19:46:08	Bright	32.000	174	52Psi UMa	3.0040	4400.0	64	24330	No
208	GOM_NL__2PRFIN20061025_195313_000000312052_00228_24330_3175.N1	25-OCT-2006 19:53:13	Bright	30.500	96	68Del Leo	2.5600	9300.0	61	24330	No
209	GOM_NL__2PRFIN20061025_195426_000000282052_00228_24330_3176.N1	25-OCT-2006 19:54:26	Bright	28.000	62	94Bet Leo	2.1360	9700.0	56	24330	No
210	GOM_NL__2PRFIN20061025_201251_000000332052_00228_24330_3177.N1	25-OCT-2006 20:12:51	Dark	32.500	113	Mu Vel	2.6920	5000.0	65	24330	No
211	GOM_NL__2PRFIN20061025_201444_000000442052_00228_24330_3178.N1	25-OCT-2006 20:14:44	Dark	44.000	65	Lam Vel	2.2040	4400.0	88	24330	No
212	GOM_NL__2PRFIN20061025_201735_000000422052_00229_24331_3160.N1	25-OCT-2006 20:17:35	Dark	41.500	46	Del Vel	1.9540	10600.	83	24331	No
213	GOM_NL__2PRFIN20061025_201918_000000322052_00229_24331_3161.N1	25-OCT-2006 20:19:18	Dark	32.000	29	Bet Car	1.6720	10200.	64	24331	No
214	GOM_NL__2PRFIN20061025_203018_000000322052_00229_24331_3162.N1	25-OCT-2006 20:30:18	Dark	31.500	143	Alp Hyi	2.8570	7200.0	63	24331	No
215	GOM_NL__2PRFIN20061025_203143_000000362052_00229_24331_3163.N1	25-OCT-2006 20:31:43	Dark	35.500	9	Alp Eri	0.45300	24000.	71	24331	No
216	GOM_NL__2PRFIN20061025_204306_000000362052_00229_24331_3164.N1	25-OCT-2006 20:43:06	Straylight	36.000	52	16Bet Cet	2.0370	4500.0	72	24331	No
217	GOM_NL__2PRFIN20061025_205235_000000302052_00229_24331_3165.N1	25-OCT-2006 20:52:35	Bright	29.500	140	88Gam Peg	2.8340	26000.	59	24331	No
218	GOM_NL__2PRFIN20061025_205628_000000302052_00229_24331_3166.N1	25-OCT-2006 20:56:28	Bright	29.500	58	21Alp And	2.0730	11000.	59	24331	No
219	GOM_NL__2PRFIN20061025_205820_000000322052_00229_24331_3167.N1	25-OCT-2006 20:58:20	Bright	32.000	53	43Bet And	2.0480	3300.0	64	24331	No

220	GOM_NL__2PRFIN20061025_210407_000000312052_00229_24331_3168.N1	25-OCT-2006 21:04:07	Bright	31.000	68	18Alp Cas	2.2250	4500.0	62	24331	No
221	GOM_NL__2PRFIN20061025_210523_000000312052_00229_24331_3169.N1	25-OCT-2006 21:05:23	Bright	30.500	76	27Gam Cas	2.3000	30000.	61	24331	No
222	GOM_NL__2PRFIN20061025_211322_000000312052_00229_24331_3170.N1	25-OCT-2006 21:13:22	Bright	30.500	49	1Alp UMi	1.9900	6300.0	61	24331	No
223	GOM_NL__2PRFIN20061025_211654_000000272052_00229_24331_3171.N1	25-OCT-2006 21:16:54	Bright	26.500	60	7Bet UMi	2.0810	3950.0	53	24331	No
224	GOM_NL__2PRFIN20061025_212136_000000332052_00229_24331_3172.N1	25-OCT-2006 21:21:36	Bright	32.500	36	50Alp UMa	1.8000	6300.0	65	24331	No
225	GOM_NL__2PRFIN20061025_212252_000000322052_00229_24331_3173.N1	25-OCT-2006 21:22:52	Bright	31.500	32	77Eps UMa	1.7630	11000.	63	24331	No
226	GOM_NL__2PRFIN20061025_212644_000000302052_00229_24331_3174.N1	25-OCT-2006 21:26:44	Bright	30.000	174	52Psi UMa	3.0040	4400.0	60	24331	No
227	GOM_NL__2PRFIN20061025_213349_000000302052_00229_24331_3175.N1	25-OCT-2006 21:33:49	Bright	30.000	96	68Del Leo	2.5600	9300.0	60	24331	No
228	GOM_NL__2PRFIN20061025_213502_000000282052_00229_24331_3176.N1	25-OCT-2006 21:35:02	Bright	28.000	62	94Bet Leo	2.1360	9700.0	56	24331	No
229	GOM_NL__2PRFIN20061025_215328_000000322052_00229_24331_3177.N1	25-OCT-2006 21:53:28	Dark	32.000	113	Mu Vel	2.6920	5000.0	64	24331	No
230	GOM_NL__2PRFIN20061025_215521_000000442052_00229_24331_3178.N1	25-OCT-2006 21:55:21	Dark	44.000	65	Lam Vel	2.2040	4400.0	88	24331	No
231	GOM_NL__2PRFIN20061025_215811_000000352052_00230_24332_3160.N1	25-OCT-2006 21:58:11	Dark	34.500	46	Del Vel	1.9540	10600.	69	24332	No
232	GOM_NL__2PRFIN20061025_215954_000000322052_00230_24332_3161.N1	25-OCT-2006 21:59:54	Dark	32.000	29	Bet Car	1.6720	10200.	64	24332	No
233	GOM_NL__2PRFIN20061025_221054_000000322052_00230_24332_3162.N1	25-OCT-2006 22:10:54	Dark	31.500	143	Alp Hyi	2.8570	7200.0	63	24332	No
234	GOM_NL__2PRFIN20061025_221219_000000372052_00230_24332_3163.N1	25-OCT-2006 22:12:19	Dark	36.500	9	Alp Eri	0.45300	24000.	73	24332	No
235	GOM_NL__2PRFIN20061025_222342_000000382052_00230_24332_3164.N1	25-OCT-2006 22:23:42	Straylight	37.500	52	16Bet Cet	2.0370	4500.0	75	24332	No
236	GOM_NL__2PRFIN20061025_223311_000000312052_00230_24332_3165.N1	25-OCT-2006 22:33:11	Bright	30.500	140	88Gam Peg	2.8340	26000.	61	24332	No
237	GOM_NL__2PRFIN20061025_223704_000000302052_00230_24332_3166.N1	25-OCT-2006 22:37:04	Bright	29.500	58	21Alp And	2.0730	11000.	59	24332	No
238	GOM_NL__2PRFIN20061025_223856_000000322052_00230_24332_3167.N1	25-OCT-2006 22:38:56	Bright	32.000	53	43Bet And	2.0480	3300.0	64	24332	No
239	GOM_NL__2PRFIN20061025_224443_000000312052_00230_24332_3168.N1	25-OCT-2006 22:44:43	Bright	31.000	68	18Alp Cas	2.2250	4500.0	62	24332	No
240	GOM_NL__2PRFIN20061025_224558_000000312052_00230_24332_3169.N1	25-OCT-2006 22:45:58	Bright	30.500	76	27Gam Cas	2.3000	30000.	61	24332	No
241	GOM_NL__2PRFIN20061025_225358_000000292052_00230_24332_3170.N1	25-OCT-2006 22:53:58	Bright	29.000	49	1Alp UMi	1.9900	6300.0	58	24332	No
242	GOM_NL__2PRFIN20061025_225730_000000402052_00230_24332_3171.N1	25-OCT-2006 22:57:30	Bright	39.500	60	7Bet UMi	2.0810	3950.0	79	24332	No
243	GOM_NL__2PRFIN20061025_230212_000000332052_00230_24332_3172.N1	25-OCT-2006 23:02:12	Bright	32.500	36	50Alp UMa	1.8000	6300.0	65	24332	No
244	GOM_NL__2PRFIN20061025_230328_000000292052_00230_24332_3173.N1	25-OCT-2006 23:03:28	Bright	28.500	32	77Eps UMa	1.7630	11000.	57	24332	No
245	GOM_NL__2PRFIN20061025_230720_000000322052_00230_24332_3174.N1	25-OCT-2006 23:07:20	Bright	31.500	174	52Psi UMa	3.0040	4400.0	63	24332	No
246	GOM_NL__2PRFIN20061025_231425_000000302052_00230_24332_3175.N1	25-OCT-2006 23:14:25	Bright	30.000	96	68Del Leo	2.5600	9300.0	60	24332	No
247	GOM_NL__2PRFIN20061025_231539_000000272052_00230_24332_3176.N1	25-OCT-2006 23:15:39	Bright	27.000	62	94Bet Leo	2.1360	9700.0	54	24332	No
248	GOM_NL__2PRFIN20061025_233557_000000382052_00230_24332_3177.N1	25-OCT-2006 23:35:57	Dark	38.000	65	Lam Vel	2.2040	4400.0	76	24332	No
249	GOM_NL__2PRFIN20061025_233848_000000362052_00231_24333_3160.N1	25-OCT-2006 23:38:48	Dark	35.500	46	Del Vel	1.9540	10600.	71	24333	No
250	GOM_NL__2PRFIN20061025_234030_000000332052_00231_24333_3161.N1	25-OCT-2006 23:40:30	Dark	32.500	29	Bet Car	1.6720	10200.	65	24333	No
251	GOM_NL__2PRFIN20061025_235130_000000322052_00231_24333_3162.N1	25-OCT-2006 23:51:30	Dark	31.500	143	Alp Hyi	2.8570	7200.0	63	24333	No
252	GOM_NL__2PRFIN20061025_235255_000000432052_00231_24333_3163.N1	25-OCT-2006 23:52:55	Dark	43.000	9	Alp Eri	0.45300	24000.	86	24333	No

3. Quality information per product

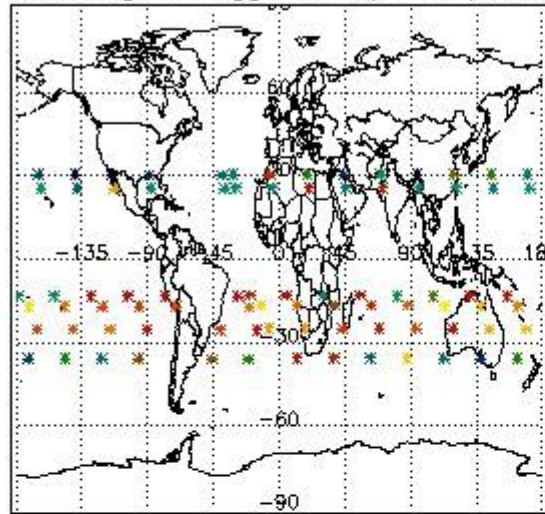
In this section it is plotted some information contained in the Quality Summary data set of the level 2 products. Only products in dark limb conditions and without errors (error flag in the MPH set to "0") are used.

3.1 Plot quality information per product (time dependant)

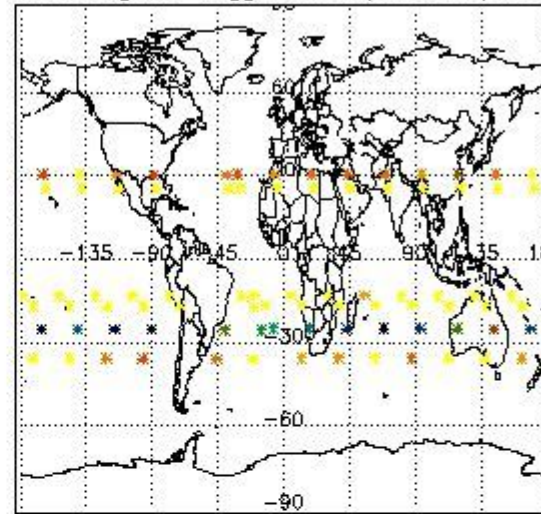


3.2 Plot quality information per product (world map)

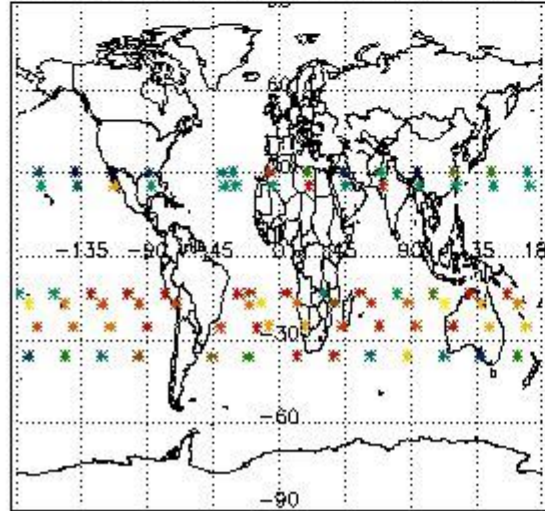
Percentage of flagged data per O3 profile



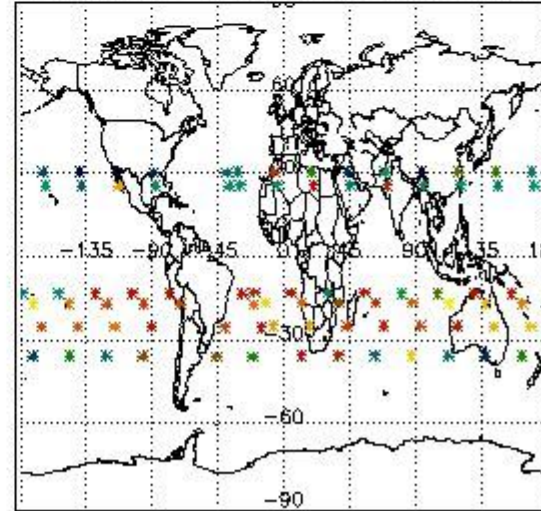
Percentage of flagged data per H2O profile



Percentage of flagged data per NO2 profile



Percentage of flagged data per NO3 profile

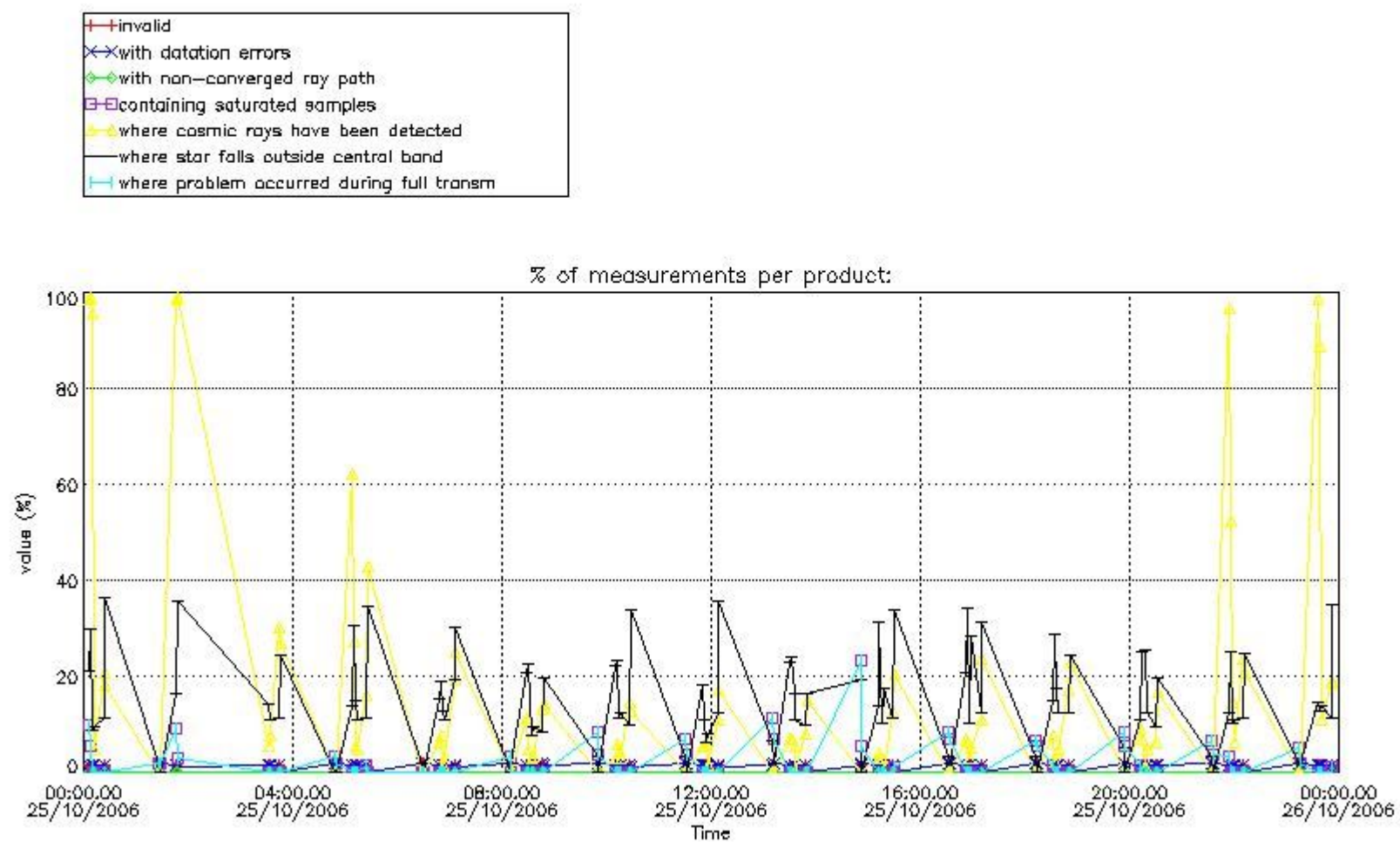


4. Level 1 quality information per product

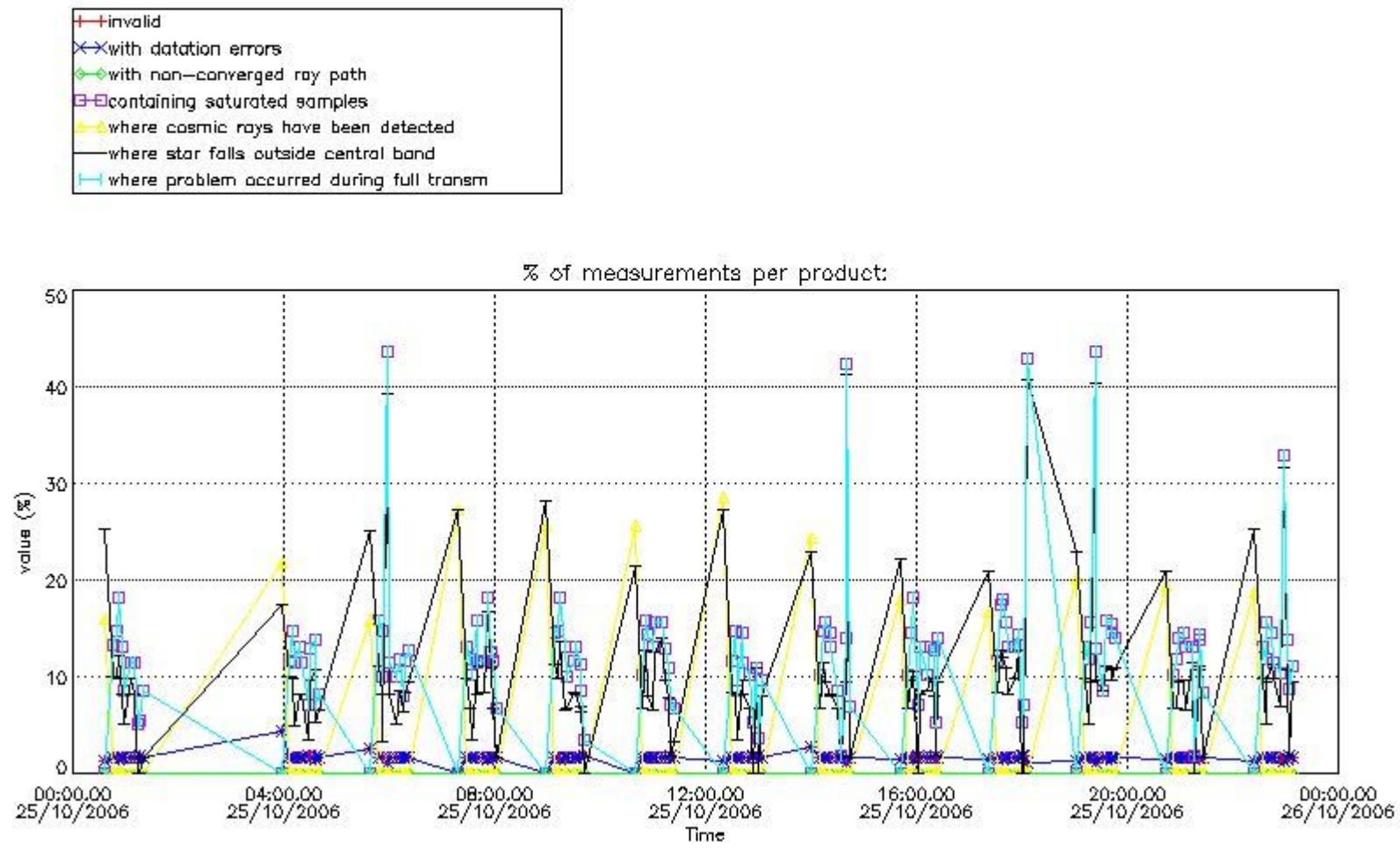
In this section it is plotted some information contained in the Quality Summary data set of the level 2 products that comes from the level 1b processing. Products without errors (error flag in the MPH set to "0") are used.

4.1 Plot quality information per product (time dependant) coming from level 1b processing

4.1.1 Plot level 1 quality information per product (time dependant): ENVISAT ASCENDING passes



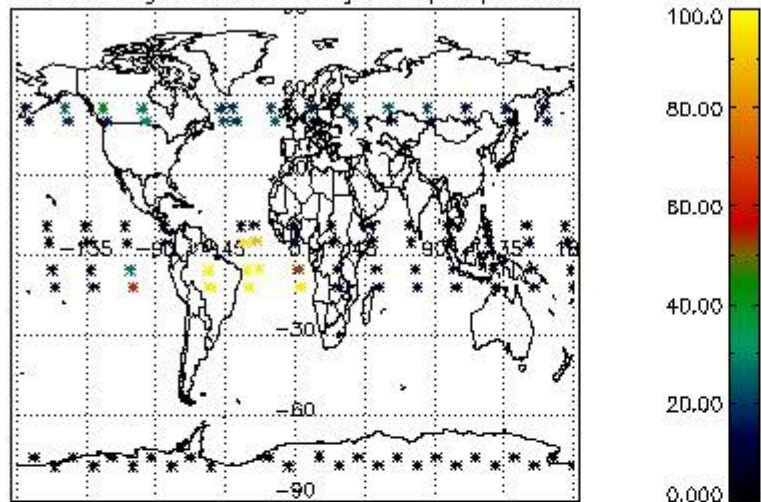
4.1.2 Plot level 1 quality information per product (time dependant): ENVI SAT DESCENDING passes



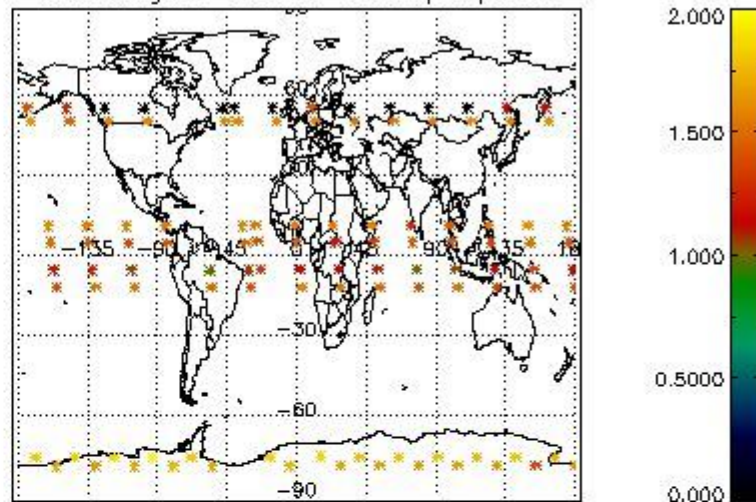
4.2 Plot quality information per product coming from level 1b processing (world map)

4.2.1 Plot level 1 quality information per product (world map): ENVISAT ASCENDING passes

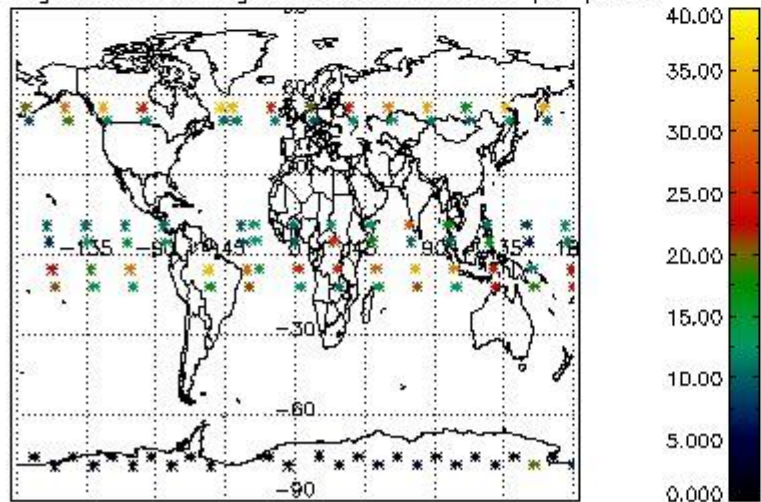
Percentage of cosmic ray hits per profile



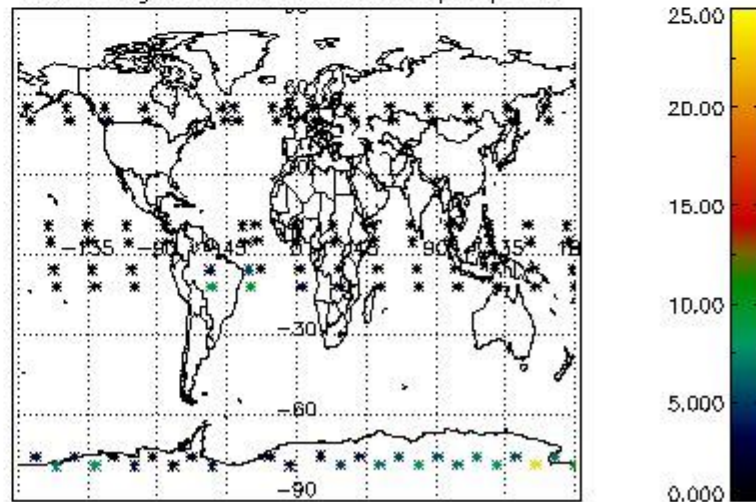
Percentage of datation errors per profile



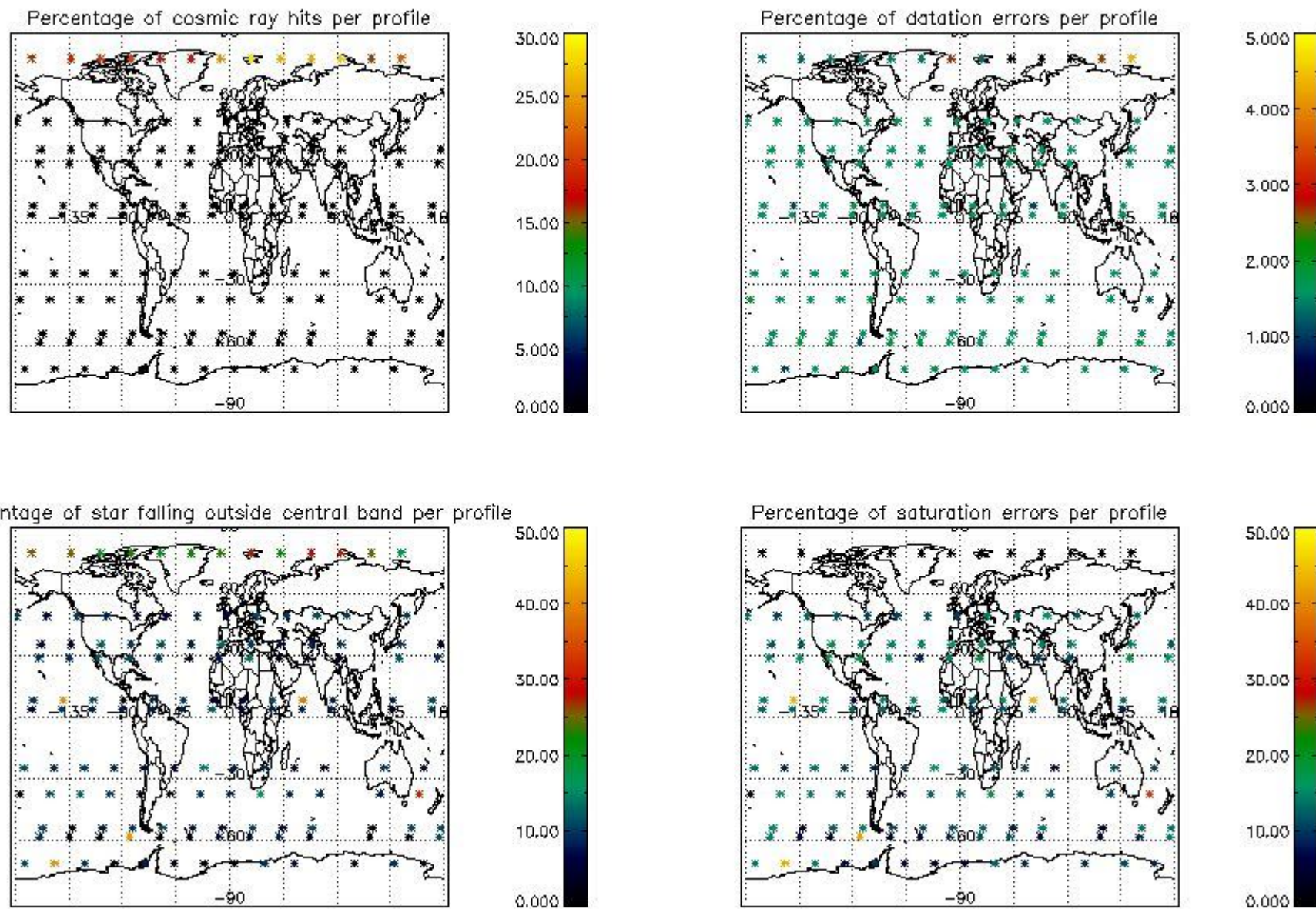
Percentage of star falling outside central band per profile



Percentage of saturation errors per profile



4.2.2 Plot level 1 quality information per product (world map): ENVISAT DESCENDING passes



5. Trace gas profiles

5.1 Ozone statistics based on quality of products

The final quality of the products can be "measured" using the STD (Standard Deviation) attached to every point profile. This information is written to the parameter GOM_NL__2P/NL_LOCAL_SPECIES_DENSITY/o3_std of the level 2 products. The table below shows the statistics for given STD ranges.

The statistics are given with respect to the overall valid production:

- Products without fatal errors: GOM_NL__2P/MPH/PRODUCT_ERR=0
- Valid point profile: GOM_NL__2P/NL_LOCAL_SPECIES_DENSITY/pcd(0)=0

The 'Criteria' is applied to valid points of dark limb products:

- Products in dark limb illumination condition: GOM_NL__2P/NL_SUMMARY_QUALITY/obs_ill_cond=0
- Products without fatal errors: GOM_NL__2P/MPH/PRODUCT_ERR=0
- Valid point profile: GOM_NL__2P/NL_LOCAL_SPECIES_DENSITY/pcd(0)=0

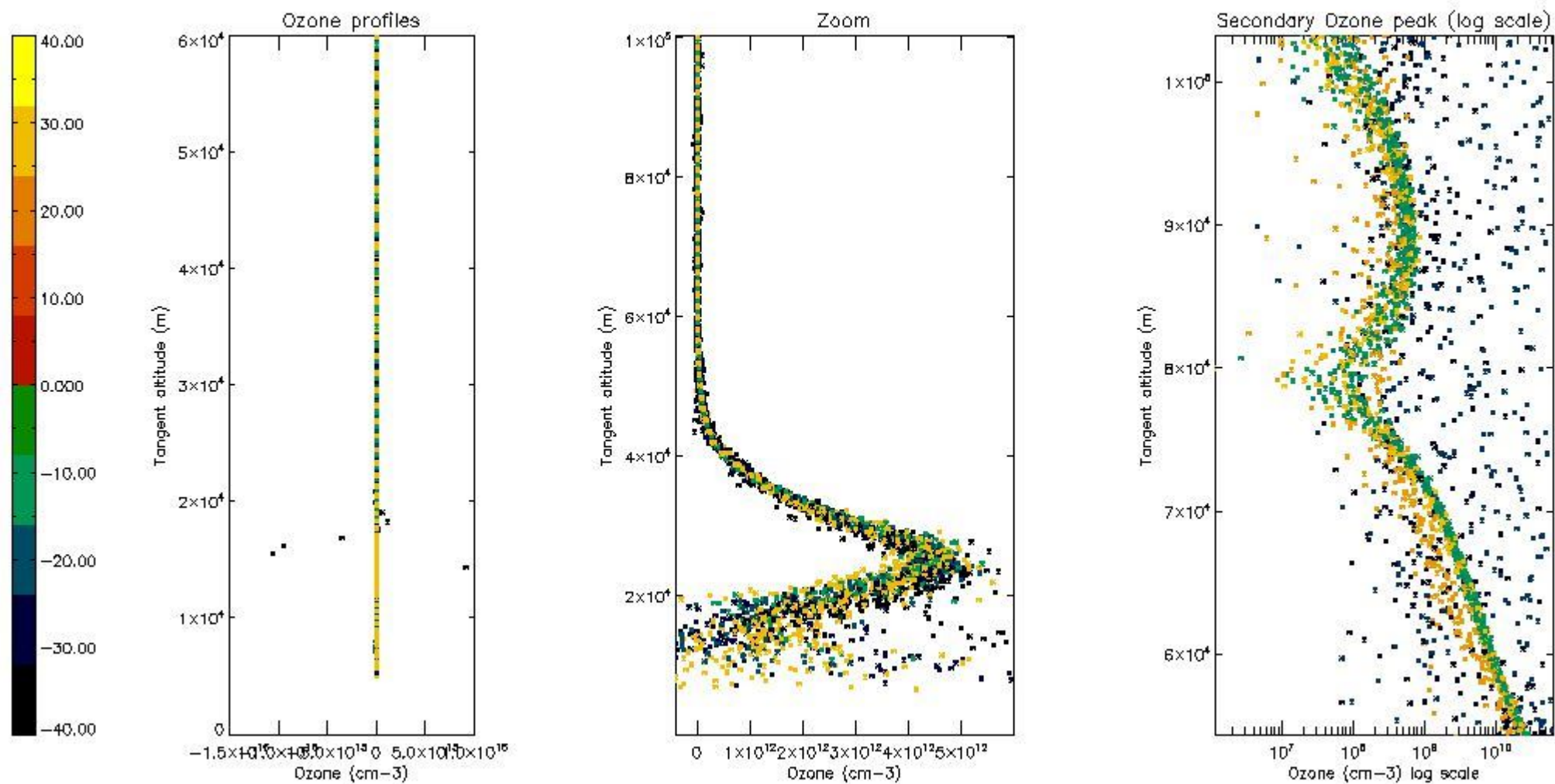
So, the table below shows the percentage of dark limb and valid observations for each criteria with respect to the overall valid daily observations.

Criteria	% of total production
All STD	37
STD < 20	20

STD < 10	14
STD < 5	9

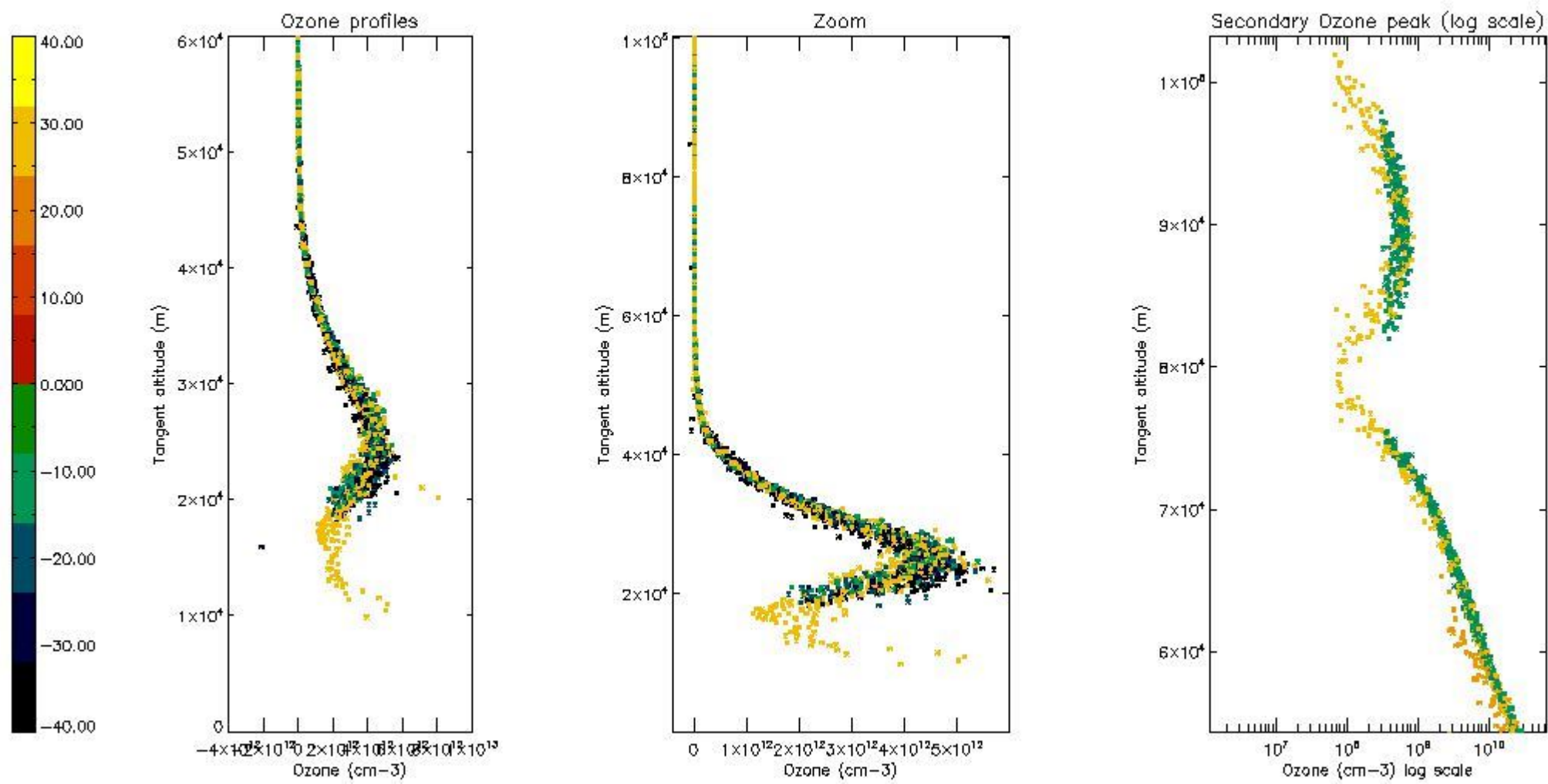
5.2 Plot ozone profiles for all STD (dark without errors)

The colorbar represents the latitude.



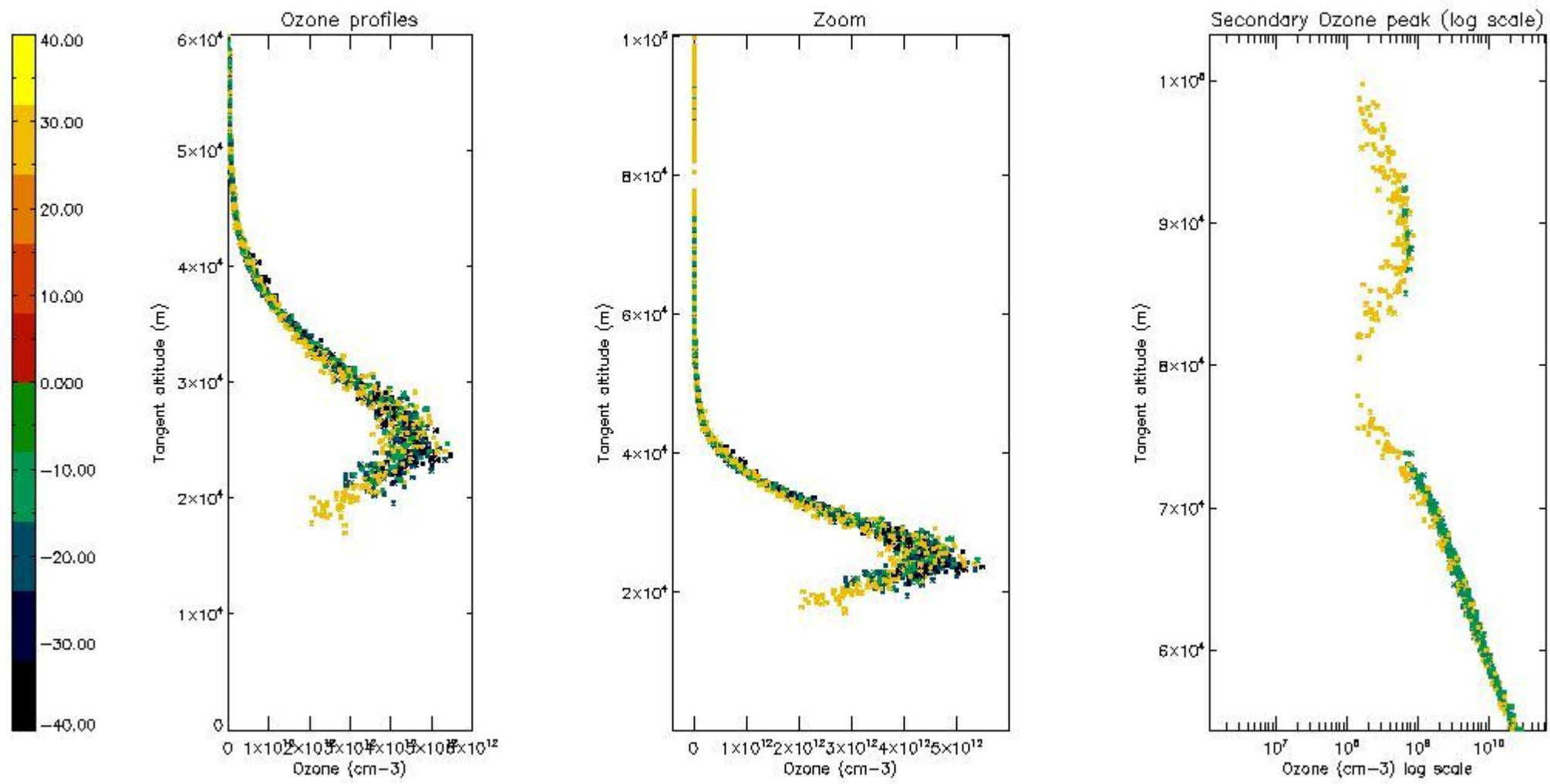
5.3 Plot ozone profiles where STD < 20% (dark without errors)

The colorbar represents the latitude.



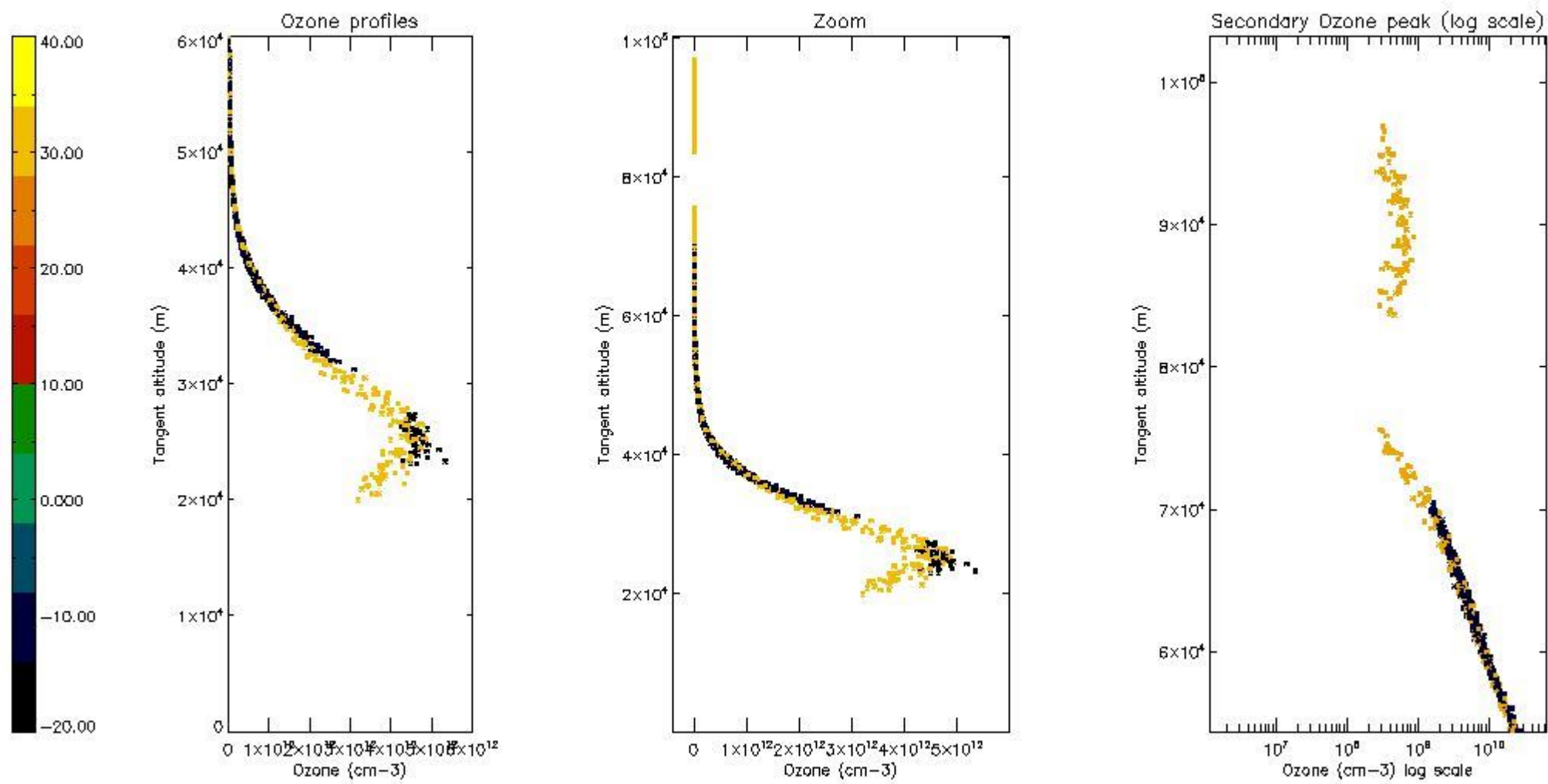
5.4 Plot ozone profiles where STD < 10% (dark without errors)

The colorbar represents the latitude.



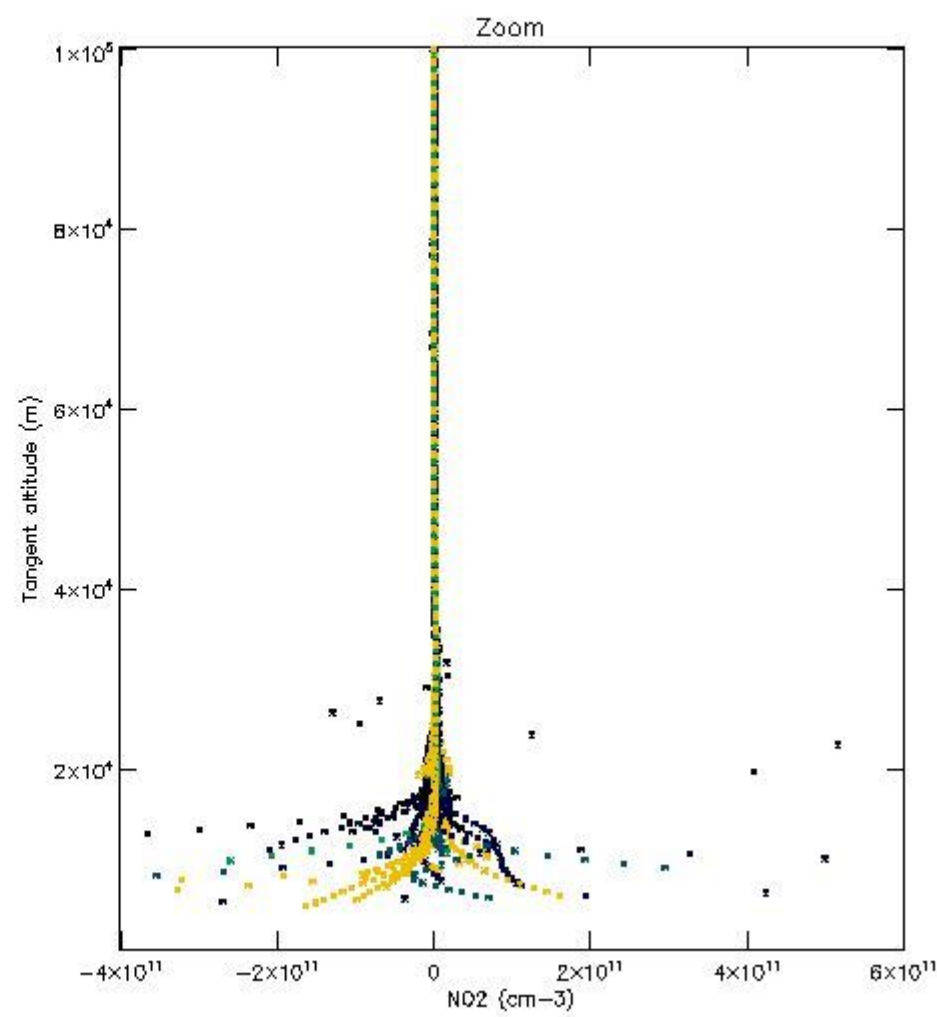
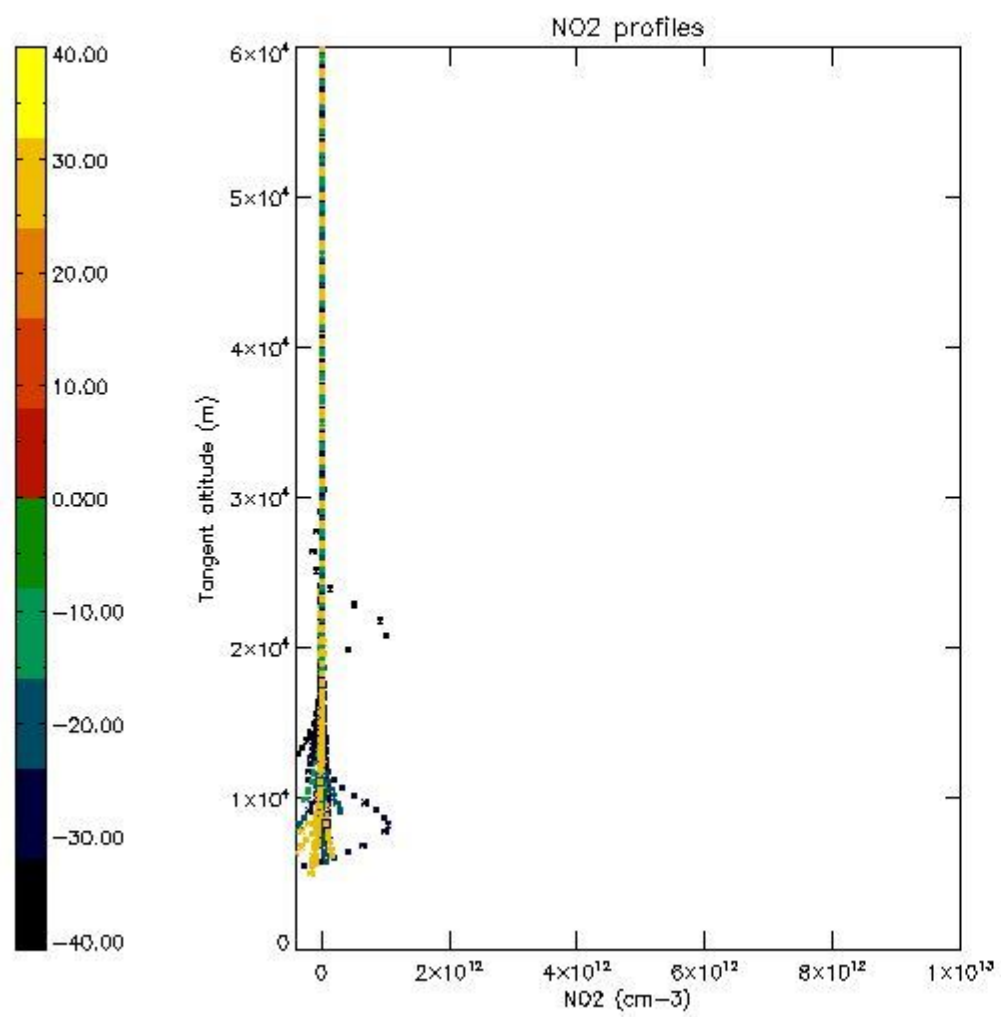
5.5 Plot ozone profiles where STD < 5% (dark without errors)

The colorbar represents the latitude.



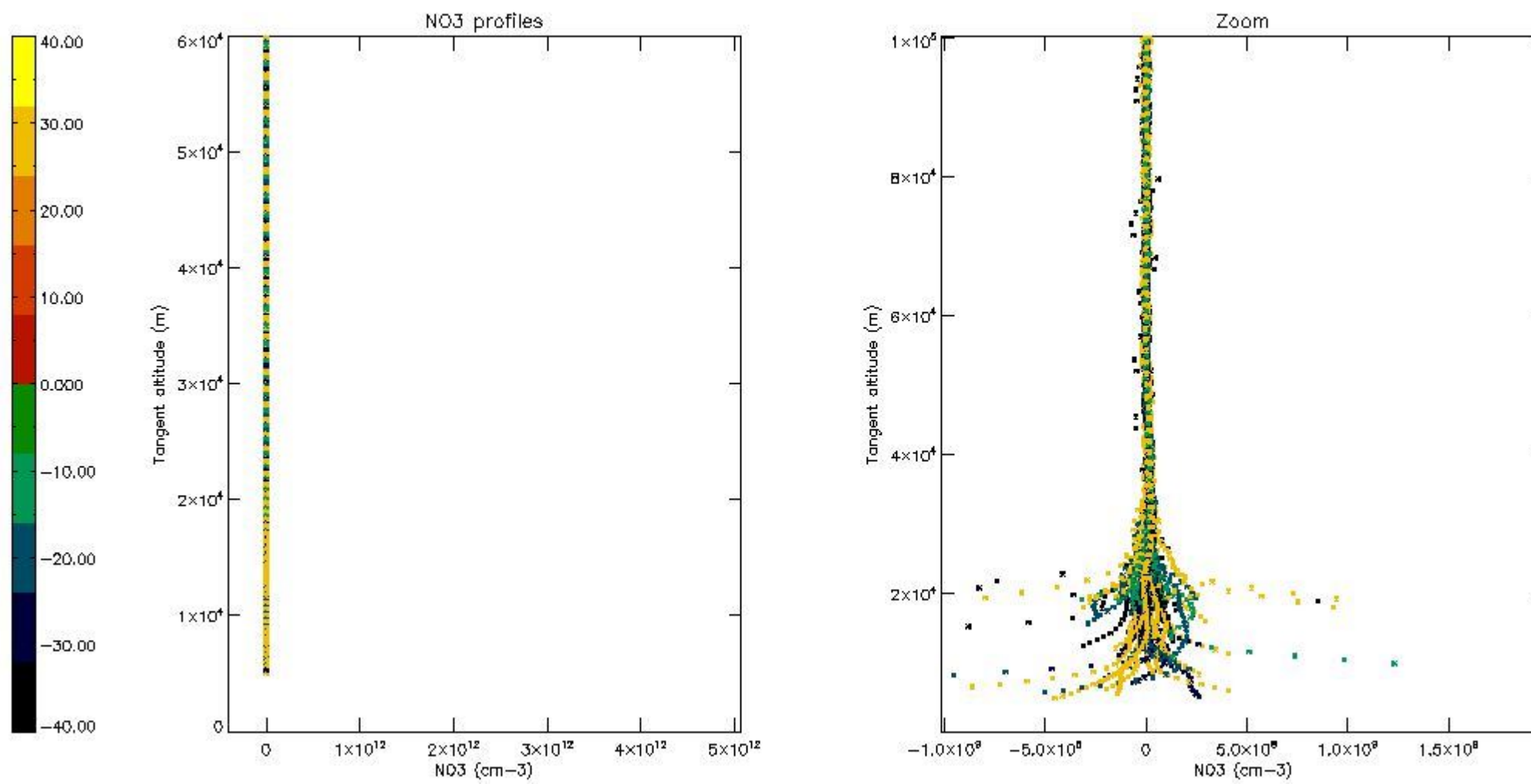
5.6 Plot NO₂ profiles for all STD (dark without errors)

The colorbar represents the latitude.



5.7 Plot NO3 profiles for all STD (dark without errors)

The colorbar represents the latitude.



6. Auxiliary Data Files used for the production reported in section 2

The number reported in the third column indicates since which file (see list in section 2) the corresponding auxiliary file has been used. The fourth column is the date of those product files.

Type	Auxiliary Filename	Used since product	Used since product date
INST_PHYS_CHARACTERISTICS	GOM_INS_AXVIEC20091111_143220_20030716_120000_20500101_000000	1	25-OCT-2006 00:05:36
LEVEL-2_PROC_CONFIG	GOM_PR2_AXVIEC20091111_152718_20020301_000000_20500101_000000	1	25-OCT-2006 00:05:36
CROSS_SECTIONS_FILE	GOM_CRS_AXVIEC20091111_154832_20020301_000000_20500101_000000	1	25-OCT-2006 00:05:36

GOMOS Level 2 Daily Report

SUMMARY

[1. General Info](#)

[2. Summary of processed GOM_NL_2P products](#)

[3. Level 2 Quality information per product](#)

[3.1 Plot of level 2 quality information per product \(time dependant\)](#)

[3.2 Plot of level 2 quality information per product \(world map\)](#)

[4. Level 1 Quality information per product \(stored on level 2 products\)](#)

[4.1 Plot of level 1 quality information per product \(time dependant\)](#)

[4.1.1 Plot of level 1 quality information per product \(time dependant\): ASCENDING](#)

[4.1.2 Plot of level 1 quality information per product \(time dependant\): DESCENDING](#)

[4.2 Plot of level 1 quality information per product \(world map\)](#)

[4.2.1 Plot of level 1 quality information per product \(world map\): ASCENDING](#)

[4.2.2 Plot of level 1 quality information per product \(world map\): DESCENDING](#)

[5. Ozone profiles based on quality statistics and other trace gas profiles](#)

[5.1 Ozone statistics based on quality of products](#)

[5.2 Plot ozone profiles for all STD \(dark without errors\)](#)

[5.3 Plot ozone profiles where STD < 20% \(dark without errors\)](#)

[5.4. Plot ozone profiles where STD < 10% \(dark without errors\)](#)

[5.5. Plot ozone profiles where STD < 5% \(dark without errors\)](#)

[5.6 Plot NO2 profiles for all STD \(dark without errors\)](#)

[5.7 Plot NO3 profiles for all STD \(dark without errors\)](#)

[5.8 Plot H2O profiles \(only for occultations of stars 1,2,3,4,13,14,16,26,63 dark without errors\) for all STD](#)

[6. Auxiliary Data Files used for the production reported in section 2](#)

This report presents the daily analysis on parameters extracted from GOMOS level 2 data (GOM_NL__2P). It is intended to monitor some important parameters that will impact the quality of these products. A list of level 2 products (and content) that have arrived during the reporting day to the PCF is also given.

Item	Value
Time of report generation	24APR2013 05:17:02
Data source version	GOMOS/6.01
Start time of products	25-10-2006 (25OCT2006 00:00:00)
Stop time of products	26-10-2006 (26OCT2006 00:00:00)
Store outputs in DB	Yes
Nb of level 2 prods	252
Nb of prods with errors	0

2. Summary of processed GOM_NL__2P products.

Nr	Filename	UTC Start time	Limb	Duration	Star Id	Star Name	Star Mag	Star Temp	Nb Meas	Orbit	Prod. error
1	GOM_NL__2PRFIN20061025_000536_000000362052_00216_24318_3176.N1	25-OCT-2006 00:05:36	Dark	35.500	113	Mu Vel	2.6920	5000.0	71	24318	No
2	GOM_NL__2PRFIN20061025_000724_000000472052_00216_24318_3177.N1	25-OCT-2006 00:07:24	Dark	47.000	65	Lam Vel	2.2040	4400.0	94	24318	No
3	GOM_NL__2PRFIN20061025_001016_000000342052_00217_24319_3462.N1	25-OCT-2006 00:10:16	Dark	34.000	46	Del Vel	1.9540	10600.	68	24319	No
4	GOM_NL__2PRFIN20061025_001203_000000322052_00217_24319_3463.N1	25-OCT-2006 00:12:03	Dark	31.500	29	Bet Car	1.6720	10200.	63	24319	No
5	GOM_NL__2PRFIN20061025_002304_000000322052_00217_24319_3464.N1	25-OCT-2006 00:23:04	Dark	31.500	143	Alp Hyi	2.8570	7200.0	63	24319	No
6	GOM_NL__2PRFIN20061025_002429_000000442052_00217_24319_3465.N1	25-OCT-2006 00:24:29	Dark	44.000	9	Alp Eri	0.45300	24000.	88	24319	No
7	GOM_NL__2PRFIN20061025_003553_000000382052_00217_24319_3466.N1	25-OCT-2006 00:35:53	Straylight	37.500	52	16Bet Cet	2.0370	4500.0	75	24319	No
8	GOM_NL__2PRFIN20061025_004522_000000302052_00217_24319_3467.N1	25-OCT-2006 00:45:22	Bright	30.000	140	88Gam Peg	2.8340	26000.	60	24319	No
9	GOM_NL__2PRFIN20061025_004915_000000312052_00217_24319_3468.N1	25-OCT-2006 00:49:15	Bright	30.500	58	21Alp And	2.0730	11000.	61	24319	No
10	GOM_NL__2PRFIN20061025_005111_000000332052_00217_24319_3469.N1	25-OCT-2006 00:51:11	Bright	33.000	53	43Bet And	2.0480	3300.0	66	24319	No
11	GOM_NL__2PRFIN20061025_005656_000000312052_00217_24319_3470.N1	25-OCT-2006 00:56:56	Bright	30.500	68	18Alp Cas	2.2250	4500.0	61	24319	No
12	GOM_NL__2PRFIN20061025_005813_000000302052_00217_24319_3471.N1	25-OCT-2006 00:58:13	Bright	29.500	76	27Gam Cas	2.3000	30000.	59	24319	No
13	GOM_NL__2PRFIN20061025_010611_000000312052_00217_24319_3472.N1	25-OCT-2006 01:06:11	Bright	30.500	49	1Alp UMi	1.9900	6300.0	61	24319	No
14	GOM_NL__2PRFIN20061025_010940_000000312052_00217_24319_3473.N1	25-OCT-2006 01:09:40	Bright	30.500	60	7Bet UMi	2.0810	3950.0	61	24319	No
15	GOM_NL__2PRFIN20061025_011425_000000292052_00217_24319_3474.N1	25-OCT-2006 01:14:25	Bright	29.000	36	50Alp UMa	1.8000	6300.0	58	24319	No
16	GOM_NL__2PRFIN20061025_011539_000000282052_00217_24319_3475.N1	25-OCT-2006 01:15:39	Bright	27.500	32	77Eps UMa	1.7630	11000.	55	24319	No
17	GOM_NL__2PRFIN20061025_011932_000000302052_00217_24319_3476.N1	25-OCT-2006 01:19:32	Bright	29.500	174	52Psi UMa	3.0040	4400.0	59	24319	No
18	GOM_NL__2PRFIN20061025_012635_000000292052_00217_24319_3477.N1	25-OCT-2006 01:26:35	Bright	28.500	96	68Del Leo	2.5600	9300.0	57	24319	No
19	GOM_NL__2PRFIN20061025_012749_000000272052_00217_24319_3478.N1	25-OCT-2006 01:27:49	Bright	27.000	62	94Bet Leo	2.1360	9700.0	54	24319	No
20	GOM_NL__2PRFIN20061025_014613_000000342052_00217_24319_3479.N1	25-OCT-2006 01:46:13	Dark	33.500	113	Mu Vel	2.6920	5000.0	67	24319	No
21	GOM_NL__2PRFIN20061025_014800_000000512052_00217_24319_3480.N1	25-OCT-2006 01:48:00	Dark	50.500	65	Lam Vel	2.2040	4400.0	101	24319	No
22	GOM_NL__2PRFIN20061025_033129_000000362052_00219_24321_3160.N1	25-OCT-2006 03:31:29	Dark	35.500	46	Del Vel	1.9540	10600.	71	24321	No
23	GOM_NL__2PRFIN20061025_033315_000000322052_00219_24321_3161.N1	25-OCT-2006 03:33:15	Dark	32.000	29	Bet Car	1.6720	10200.	64	24321	No
24	GOM_NL__2PRFIN20061025_034417_000000322052_00219_24321_3162.N1	25-OCT-2006 03:44:17	Dark	31.500	143	Alp Hyi	2.8570	7200.0	63	24321	No
25	GOM_NL__2PRFIN20061025_034541_000000372052_00219_24321_3163.N1	25-OCT-2006 03:45:41	Dark	37.000	9	Alp Eri	0.45300	24000.	74	24321	No
26	GOM_NL__2PRFIN20061025_035705_000000352052_00219_24321_3164.N1	25-OCT-2006 03:57:05	Straylight	34.500	52	16Bet Cet	2.0370	4500.0	69	24321	No
27	GOM_NL__2PRFIN20061025_040634_000000302052_00219_24321_3165.N1	25-OCT-2006 04:06:34	Bright	30.000	140	88Gam Peg	2.8340	26000.	60	24321	No
28	GOM_NL__2PRFIN20061025_041027_000000312052_00219_24321_3166.N1	25-OCT-2006 04:10:27	Bright	30.500	58	21Alp And	2.0730	11000.	61	24321	No
29	GOM_NL__2PRFIN20061025_041222_000000312052_00219_24321_3167.N1	25-OCT-2006 04:12:22	Bright	30.500	53	43Bet And	2.0480	3300.0	61	24321	No
30	GOM_NL__2PRFIN20061025_041808_000000312052_00219_24321_3168.N1	25-OCT-2006 04:18:08	Bright	30.500	68	18Alp Cas	2.2250	4500.0	61	24321	No
31	GOM_NL__2PRFIN20061025_041924_000000312052_00219_24321_3169.N1	25-OCT-2006 04:19:24	Bright	30.500	76	27Gam Cas	2.3000	30000.	61	24321	No
32	GOM_NL__2PRFIN20061025_042723_000000292052_00219_24321_3170.N1	25-OCT-2006 04:27:23	Bright	28.500	49	1Alp UMi	1.9900	6300.0	57	24321	No
33	GOM_NL__2PRFIN20061025_043052_000000312052_00219_24321_3171.N1	25-OCT-2006 04:30:52	Bright	31.000	60	7Bet UMi	2.0810	3950.0	62	24321	No
34	GOM_NL__2PRFIN20061025_043537_000000332052_00219_24321_3172.N1	25-OCT-2006 04:35:37	Bright	32.500	36	50Alp UMa	1.8000	6300.0	65	24321	No
35	GOM_NL__2PRFIN20061025_043651_000000292052_00219_24321_3173.N1	25-OCT-2006 04:36:51	Bright	28.500	32	77Eps UMa	1.7630	11000.	57	24321	No
36	GOM_NL__2PRFIN20061025_044045_000000312052_00219_24321_3174.N1	25-OCT-2006 04:40:45	Bright	30.500	174	52Psi UMa	3.0040	4400.0	61	24321	No
37	GOM_NL__2PRFIN20061025_044747_000000302052_00219_24321_3175.N1	25-OCT-2006 04:47:47	Bright	29.500	96	68Del Leo	2.5600	9300.0	59	24321	No
38	GOM_NL__2PRFIN20061025_044901_000000282052_00219_24321_3176.N1	25-OCT-2006 04:49:01	Bright	27.500	62	94Bet Leo	2.1360	9700.0	55	24321	No
39	GOM_NL__2PRFIN20061025_050725_000000332052_00219_24321_3177.N1	25-OCT-2006 05:07:25	Dark	33.000	113	Mu Vel	2.6920	5000.0	66	24321	No
40	GOM_NL__2PRFIN20061025_050914_000000482052_00219_24321_3178.N1	25-OCT-2006 05:09:14	Dark	47.500	65	Lam Vel	2.2040	4400.0	95	24321	No
41	GOM_NL__2PRFIN20061025_051206_000000372052_00220_24322_3160.N1	25-OCT-2006 05:12:06	Dark	36.500	46	Del Vel	1.9540	10600.	73	24322	No
42	GOM_NL__2PRFIN20061025_051351_000000322052_00220_24322_3161.N1	25-OCT-2006 05:13:51	Dark	32.000	29	Bet Car	1.6720	10200.	64	24322	No

43	GOM_NL__2PRFIN20061025_052453_000000322052_00220_24322_3162.N1	25-OCT-2006 05:24:53	Dark	31.500	143	Alp Hyi	2.8570	7200.0	63	24322	No
44	GOM_NL__2PRFIN20061025_052618_000000422052_00220_24322_3163.N1	25-OCT-2006 05:26:18	Dark	42.000	9	Alp Eri	0.45300	24000.	84	24322	No
45	GOM_NL__2PRFIN20061025_053741_000000382052_00220_24322_3164.N1	25-OCT-2006 05:37:41	Straylight	38.000	52	16Bet Cet	2.0370	4500.0	76	24322	No
46	GOM_NL__2PRFIN20061025_054710_000000322052_00220_24322_3165.N1	25-OCT-2006 05:47:10	Bright	31.500	140	88Gam Peg	2.8340	26000.	63	24322	No
47	GOM_NL__2PRFIN20061025_055103_000000312052_00220_24322_3166.N1	25-OCT-2006 05:51:03	Bright	30.500	58	21Alp And	2.0730	11000.	61	24322	No
48	GOM_NL__2PRFIN20061025_055258_000000302052_00220_24322_3167.N1	25-OCT-2006 05:52:58	Bright	30.000	53	43Bet And	2.0480	3300.0	60	24322	No
49	GOM_NL__2PRFIN20061025_055844_000000472052_00220_24322_3168.N1	25-OCT-2006 05:58:44	Bright	47.000	68	18Alp Cas	2.2250	4500.0	94	24322	No
50	GOM_NL__2PRFIN20061025_060000_000000312052_00220_24322_3169.N1	25-OCT-2006 06:00:00	Bright	30.500	76	27Gam Cas	2.3000	30000.	61	24322	No
51	GOM_NL__2PRFIN20061025_060758_000000302052_00220_24322_3170.N1	25-OCT-2006 06:07:58	Bright	30.000	49	1Alp UMi	1.9900	6300.0	60	24322	No
52	GOM_NL__2PRFIN20061025_061129_000000302052_00220_24322_3171.N1	25-OCT-2006 06:11:29	Bright	29.500	60	7Bet UMi	2.0810	3950.0	59	24322	No
53	GOM_NL__2PRFIN20061025_061613_000000312052_00220_24322_3172.N1	25-OCT-2006 06:16:13	Bright	31.000	36	50Alp UMa	1.8000	6300.0	62	24322	No
54	GOM_NL__2PRFIN20061025_061728_000000302052_00220_24322_3173.N1	25-OCT-2006 06:17:28	Bright	30.000	32	77Eps UMa	1.7630	11000.	60	24322	No
55	GOM_NL__2PRFIN20061025_062121_000000322052_00220_24322_3174.N1	25-OCT-2006 06:21:21	Bright	31.500	174	52Psi UMa	3.0040	4400.0	63	24322	No
56	GOM_NL__2PRFIN20061025_062824_000000292052_00220_24322_3175.N1	25-OCT-2006 06:28:24	Bright	28.500	96	68Del Leo	2.5600	9300.0	57	24322	No
57	GOM_NL__2PRFIN20061025_062937_000000262052_00220_24322_3176.N1	25-OCT-2006 06:29:37	Bright	25.500	62	94Bet Leo	2.1360	9700.0	51	24322	No
58	GOM_NL__2PRFIN20061025_064802_000000332052_00220_24322_3177.N1	25-OCT-2006 06:48:02	Dark	33.000	113	Mu Vel	2.6920	5000.0	66	24322	No
59	GOM_NL__2PRFIN20061025_064951_000000402052_00220_24322_3178.N1	25-OCT-2006 06:49:51	Dark	40.000	65	Lam Vel	2.2040	4400.0	80	24322	No
60	GOM_NL__2PRFIN20061025_065242_000000362052_00221_24323_3160.N1	25-OCT-2006 06:52:42	Dark	35.500	46	Del Vel	1.9540	10600.	71	24323	No
61	GOM_NL__2PRFIN20061025_065428_000000322052_00221_24323_3161.N1	25-OCT-2006 06:54:28	Dark	32.000	29	Bet Car	1.6720	10200.	64	24323	No
62	GOM_NL__2PRFIN20061025_070529_000000342052_00221_24323_3162.N1	25-OCT-2006 07:05:29	Dark	34.000	143	Alp Hyi	2.8570	7200.0	68	24323	No
63	GOM_NL__2PRFIN20061025_070654_000000402052_00221_24323_3163.N1	25-OCT-2006 07:06:54	Dark	40.000	9	Alp Eri	0.45300	24000.	80	24323	No
64	GOM_NL__2PRFIN20061025_071817_000000392052_00221_24323_3164.N1	25-OCT-2006 07:18:17	Straylight	38.500	52	16Bet Cet	2.0370	4500.0	77	24323	No
65	GOM_NL__2PRFIN20061025_072746_000000312052_00221_24323_3165.N1	25-OCT-2006 07:27:46	Bright	30.500	140	88Gam Peg	2.8340	26000.	61	24323	No
66	GOM_NL__2PRFIN20061025_073139_000000302052_00221_24323_3166.N1	25-OCT-2006 07:31:39	Bright	29.500	58	21Alp And	2.0730	11000.	59	24323	No
67	GOM_NL__2PRFIN20061025_073334_000000302052_00221_24323_3167.N1	25-OCT-2006 07:33:34	Bright	29.500	53	43Bet And	2.0480	3300.0	59	24323	No
68	GOM_NL__2PRFIN20061025_073920_000000322052_00221_24323_3168.N1	25-OCT-2006 07:39:20	Bright	31.500	68	18Alp Cas	2.2250	4500.0	63	24323	No
69	GOM_NL__2PRFIN20061025_074036_000000312052_00221_24323_3169.N1	25-OCT-2006 07:40:36	Bright	30.500	76	27Gam Cas	2.3000	30000.	61	24323	No
70	GOM_NL__2PRFIN20061025_074835_000000302052_00221_24323_3170.N1	25-OCT-2006 07:48:35	Bright	30.000	49	1Alp UMi	1.9900	6300.0	60	24323	No
71	GOM_NL__2PRFIN20061025_075205_000000332052_00221_24323_3171.N1	25-OCT-2006 07:52:05	Bright	33.000	60	7Bet UMi	2.0810	3950.0	66	24323	No
72	GOM_NL__2PRFIN20061025_075649_000000322052_00221_24323_3172.N1	25-OCT-2006 07:56:49	Bright	32.000	36	50Alp UMa	1.8000	6300.0	64	24323	No
73	GOM_NL__2PRFIN20061025_075804_000000302052_00221_24323_3173.N1	25-OCT-2006 07:58:04	Bright	30.000	32	77Eps UMa	1.7630	11000.	60	24323	No
74	GOM_NL__2PRFIN20061025_080156_000000302052_00221_24323_3174.N1	25-OCT-2006 08:01:56	Bright	30.000	174	52Psi UMa	3.0040	4400.0	60	24323	No
75	GOM_NL__2PRFIN20061025_080900_000000302052_00221_24323_3175.N1	25-OCT-2006 08:09:00	Bright	29.500	96	68Del Leo	2.5600	9300.0	59	24323	No
76	GOM_NL__2PRFIN20061025_081013_000000272052_00221_24323_3176.N1	25-OCT-2006 08:10:13	Bright	26.500	62	94Bet Leo	2.1360	9700.0	53	24323	No
77	GOM_NL__2PRFIN20061025_082838_000000362052_00221_24323_3177.N1	25-OCT-2006 08:28:38	Dark	36.000	113	Mu Vel	2.6920	5000.0	72	24323	No
78	GOM_NL__2PRFIN20061025_083027_000000422052_00221_24323_3178.N1	25-OCT-2006 08:30:27	Dark	42.000	65	Lam Vel	2.2040	4400.0	84	24323	No
79	GOM_NL__2PRFIN20061025_083319_000000342052_00222_24324_3160.N1	25-OCT-2006 08:33:19	Dark	33.500	46	Del Vel	1.9540	10600.	67	24324	No
80	GOM_NL__2PRFIN20061025_083504_000000322052_00222_24324_3161.N1	25-OCT-2006 08:35:04	Dark	31.500	29	Bet Car	1.6720	10200.	63	24324	No
81	GOM_NL__2PRFIN20061025_084605_000000312052_00222_24324_3162.N1	25-OCT-2006 08:46:05	Dark	30.500	143	Alp Hyi	2.8570	7200.0	61	24324	No
82	GOM_NL__2PRFIN20061025_084730_000000362052_00222_24324_3163.N1	25-OCT-2006 08:47:30	Dark	35.500	9	Alp Eri	0.45300	24000.	71	24324	No
83	GOM_NL__2PRFIN20061025_085854_000000392052_00222_24324_3164.N1	25-OCT-2006 08:58:54	Straylight	39.000	52	16Bet Cet	2.0370	4500.0	78	24324	No
84	GOM_NL__2PRFIN20061025_090822_000000312052_00222_24324_3165.N1	25-OCT-2006 09:08:22	Bright	31.000	140	88Gam Peg	2.8340	26000.	62	24324	No
85	GOM_NL__2PRFIN20061025_091216_000000312052_00222_24324_3166.N1	25-OCT-2006 09:12:16	Bright	30.500	58	21Alp And	2.0730	11000.	61	24324	No
86	GOM_NL__2PRFIN20061025_091410_000000332052_00222_24324_3167.N1	25-OCT-2006 09:14:10	Bright	33.000	53	43Bet And	2.0480	3300.0	66	24324	No
87	GOM_NL__2PRFIN20061025_091956_000000312052_00222_24324_3168.N1	25-OCT-2006 09:19:56	Bright	30.500	68	18Alp Cas	2.2250	4500.0	61	24324	No
88	GOM_NL__2PRFIN20061025_092112_000000302052_00222_24324_3169.N1	25-OCT-2006 09:21:12	Bright	30.000	76	27Gam Cas	2.3000	30000.	60	24324	No
89	GOM_NL__2PRFIN20061025_092910_000000302052_00222_24324_3170.N1	25-OCT-2006 09:29:10	Bright	30.000	49	1Alp UMi	1.9900	6300.0	60	24324	No
90	GOM_NL__2PRFIN20061025_093241_000000312052_00222_24324_3171.N1	25-OCT-2006 09:32:41	Bright	30.500	60	7Bet UMi	2.0810	3950.0	61	24324	No
91	GOM_NL__2PRFIN20061025_093724_000000312052_00222_24324_3172.N1	25-OCT-2006 09:37:24	Bright	31.000	36	50Alp UMa	1.8000	6300.0	62	24324	No
92	GOM_NL__2PRFIN20061025_093840_000000292052_00222_24324_3173.N1	25-OCT-2006 09:38:40	Bright	29.000	32	77Eps UMa	1.7630	11000.	58	24324	No
93	GOM_NL__2PRFIN20061025_094233_000000292052_00222_24324_3174.N1	25-OCT-2006 09:42:33	Bright	28.500	174	52Psi UMa	3.0040	4400.0	57	24324	No
94	GOM_NL__2PRFIN20061025_094936_000000312052_00222_24324_3175.N1	25-OCT-2006 09:49:36	Bright	30.500	96	68Del Leo	2.5600	9300.0	61	24324	No
95	GOM_NL__2PRFIN20061025_095050_000000282052_00222_24324_3176.N1	25-OCT-2006 09:50:50	Bright	27.500	62	94Bet Leo	2.1360	9700.0	55	24324	No
96	GOM_NL__2PRFIN20061025_100914_000000362052_00222_24324_3177.N1	25-OCT-2006 10:09:14	Dark	36.000	113	Mu Vel	2.6920	5000.0	72	24324	No
97	GOM_NL__2PRFIN20061025_101104_000000432052_00222_24324_3178.N1	25-OCT-2006 10:11:04	Dark	43.000	65	Lam Vel	2.2040	4400.0	86	24324	No
98	GOM_NL__2PRFIN20061025_101355_000000352052_00223_24325_3160.N1	25-OCT-2006 10:13:55	Dark	35.000	46	Del Vel	1.9540	10600.	70	24325	No
99	GOM_NL__2PRFIN20061025_101540_000000332052_00223_24325_3161.N1	25-OCT-2006 10:15:40	Dark	32.500	29	Bet Car	1.6720	10200.	65	24325	No
100	GOM_NL__2PRFIN20061025_102641_000000312052_00223_24325_3162.N1	25-OCT-2006 10:26:41	Dark	31.000	143	Alp Hyi	2.8570	7200.0	62	24325	No
101	GOM_NL__2PRFIN20061025_102806_000000432052_00223_24325_3163.N1	25-OCT-2006 10:28:06	Dark	43.000	9	Alp Eri	0.45300	24000.	86	24325	No

102	GOM_NL__2PRFIN20061025_103929_000000352052_00223_24325_3164.N1	25-OCT-2006 10:39:29	Straylight	35.000	52	16Bet Cet	2.0370	4500.0	70	24325	No
103	GOM_NL__2PRFIN20061025_104858_000000302052_00223_24325_3165.N1	25-OCT-2006 10:48:58	Bright	29.500	140	88Gam Peg	2.8340	26000.	59	24325	No
104	GOM_NL__2PRFIN20061025_105251_000000322052_00223_24325_3166.N1	25-OCT-2006 10:52:51	Bright	31.500	58	21Alp And	2.0730	11000.	63	24325	No
105	GOM_NL__2PRFIN20061025_105445_000000322052_00223_24325_3167.N1	25-OCT-2006 10:54:45	Bright	31.500	53	43Bet And	2.0480	3300.0	63	24325	No
106	GOM_NL__2PRFIN20061025_110031_000000312052_00223_24325_3168.N1	25-OCT-2006 11:00:31	Bright	30.500	68	18Alp Cas	2.2250	4500.0	61	24325	No
107	GOM_NL__2PRFIN20061025_110147_000000322052_00223_24325_3169.N1	25-OCT-2006 11:01:47	Bright	32.000	76	27Gam Cas	2.3000	30000.	64	24325	No
108	GOM_NL__2PRFIN20061025_110946_000000322052_00223_24325_3170.N1	25-OCT-2006 11:09:46	Bright	32.000	49	1Alp UMi	1.9900	6300.0	64	24325	No
109	GOM_NL__2PRFIN20061025_111317_000000312052_00223_24325_3171.N1	25-OCT-2006 11:13:17	Bright	31.000	60	7Bet UMi	2.0810	3950.0	62	24325	No
110	GOM_NL__2PRFIN20061025_111800_000000322052_00223_24325_3172.N1	25-OCT-2006 11:18:00	Bright	32.000	36	50Alp UMa	1.8000	6300.0	64	24325	No
111	GOM_NL__2PRFIN20061025_111916_000000282052_00223_24325_3173.N1	25-OCT-2006 11:19:16	Bright	28.000	32	77Eps UMa	1.7630	11000.	56	24325	No
112	GOM_NL__2PRFIN20061025_112308_000000302052_00223_24325_3174.N1	25-OCT-2006 11:23:08	Bright	30.000	174	52Psi UMa	3.0040	4400.0	60	24325	No
113	GOM_NL__2PRFIN20061025_113012_000000302052_00223_24325_3175.N1	25-OCT-2006 11:30:12	Bright	29.500	96	68Del Leo	2.5600	9300.0	59	24325	No
114	GOM_NL__2PRFIN20061025_113126_000000282052_00223_24325_3176.N1	25-OCT-2006 11:31:26	Bright	27.500	62	94Bet Leo	2.1360	9700.0	55	24325	No
115	GOM_NL__2PRFIN20061025_114950_000000362052_00223_24325_3177.N1	25-OCT-2006 11:49:50	Dark	35.500	113	Mu Vel	2.6920	5000.0	71	24325	No
116	GOM_NL__2PRFIN20061025_115141_000000372052_00223_24325_3178.N1	25-OCT-2006 11:51:41	Dark	36.500	65	Lam Vel	2.2040	4400.0	73	24325	No
117	GOM_NL__2PRFIN20061025_115432_000000332052_00224_24326_3160.N1	25-OCT-2006 11:54:32	Dark	33.000	46	Del Vel	1.9540	10600.	66	24326	No
118	GOM_NL__2PRFIN20061025_115616_000000312052_00224_24326_3161.N1	25-OCT-2006 11:56:16	Dark	31.000	29	Bet Car	1.6720	10200.	62	24326	No
119	GOM_NL__2PRFIN20061025_120717_000000322052_00224_24326_3162.N1	25-OCT-2006 12:07:17	Dark	32.000	143	Alp Hyi	2.8570	7200.0	64	24326	No
120	GOM_NL__2PRFIN20061025_120842_000000442052_00224_24326_3163.N1	25-OCT-2006 12:08:42	Dark	43.500	9	Alp Eri	0.45300	24000.	87	24326	No
121	GOM_NL__2PRFIN20061025_122006_000000392052_00224_24326_3164.N1	25-OCT-2006 12:20:06	Straylight	38.500	52	16Bet Cet	2.0370	4500.0	77	24326	No
122	GOM_NL__2PRFIN20061025_122934_000000302052_00224_24326_3165.N1	25-OCT-2006 12:29:34	Bright	30.000	140	88Gam Peg	2.8340	26000.	60	24326	No
123	GOM_NL__2PRFIN20061025_123328_000000312052_00224_24326_3166.N1	25-OCT-2006 12:33:28	Bright	30.500	58	21Alp And	2.0730	11000.	61	24326	No
124	GOM_NL__2PRFIN20061025_123521_000000302052_00224_24326_3167.N1	25-OCT-2006 12:35:21	Bright	29.500	53	43Bet And	2.0480	3300.0	59	24326	No
125	GOM_NL__2PRFIN20061025_124108_000000312052_00224_24326_3168.N1	25-OCT-2006 12:41:08	Bright	31.000	68	18Alp Cas	2.2250	4500.0	62	24326	No
126	GOM_NL__2PRFIN20061025_124223_000000312052_00224_24326_3169.N1	25-OCT-2006 12:42:23	Bright	30.500	76	27Gam Cas	2.3000	30000.	61	24326	No
127	GOM_NL__2PRFIN20061025_125022_000000302052_00224_24326_3170.N1	25-OCT-2006 12:50:22	Bright	29.500	49	1Alp UMi	1.9900	6300.0	59	24326	No
128	GOM_NL__2PRFIN20061025_125353_000000282052_00224_24326_3171.N1	25-OCT-2006 12:53:53	Bright	28.000	60	7Bet UMi	2.0810	3950.0	56	24326	No
129	GOM_NL__2PRFIN20061025_125836_000000322052_00224_24326_3172.N1	25-OCT-2006 12:58:36	Bright	32.000	36	50Alp UMa	1.8000	6300.0	64	24326	No
130	GOM_NL__2PRFIN20061025_125952_000000282052_00224_24326_3173.N1	25-OCT-2006 12:59:52	Bright	27.500	32	77Eps UMa	1.7630	11000.	55	24326	No
131	GOM_NL__2PRFIN20061025_130344_000000312052_00224_24326_3174.N1	25-OCT-2006 13:03:44	Bright	31.000	174	52Psi UMa	3.0040	4400.0	62	24326	No
132	GOM_NL__2PRFIN20061025_131048_000000312052_00224_24326_3175.N1	25-OCT-2006 13:10:48	Bright	31.000	96	68Del Leo	2.5600	9300.0	62	24326	No
133	GOM_NL__2PRFIN20061025_131202_000000292052_00224_24326_3176.N1	25-OCT-2006 13:12:02	Bright	28.500	62	94Bet Leo	2.1360	9700.0	57	24326	No
134	GOM_NL__2PRFIN20061025_133027_000000372052_00224_24326_3177.N1	25-OCT-2006 13:30:27	Dark	37.000	113	Mu Vel	2.6920	5000.0	74	24326	No
135	GOM_NL__2PRFIN20061025_133217_000000442052_00224_24326_3178.N1	25-OCT-2006 13:32:17	Dark	43.500	65	Lam Vel	2.2040	4400.0	87	24326	No
136	GOM_NL__2PRFIN20061025_133509_000000372052_00225_24327_3160.N1	25-OCT-2006 13:35:09	Dark	36.500	46	Del Vel	1.9540	10600.	73	24327	No
137	GOM_NL__2PRFIN20061025_133653_000000322052_00225_24327_3161.N1	25-OCT-2006 13:36:53	Dark	32.000	29	Bet Car	1.6720	10200.	64	24327	No
138	GOM_NL__2PRFIN20061025_134754_000000312052_00225_24327_3162.N1	25-OCT-2006 13:47:54	Dark	31.000	143	Alp Hyi	2.8570	7200.0	62	24327	No
139	GOM_NL__2PRFIN20061025_134918_000000342052_00225_24327_3163.N1	25-OCT-2006 13:49:18	Dark	33.500	9	Alp Eri	0.45300	24000.	67	24327	No
140	GOM_NL__2PRFIN20061025_140042_000000372052_00225_24327_3164.N1	25-OCT-2006 14:00:42	Straylight	37.000	52	16Bet Cet	2.0370	4500.0	74	24327	No
141	GOM_NL__2PRFIN20061025_141010_000000302052_00225_24327_3165.N1	25-OCT-2006 14:10:10	Bright	29.500	140	88Gam Peg	2.8340	26000.	59	24327	No
142	GOM_NL__2PRFIN20061025_141404_000000312052_00225_24327_3166.N1	25-OCT-2006 14:14:04	Bright	30.500	58	21Alp And	2.0730	11000.	61	24327	No
143	GOM_NL__2PRFIN20061025_141557_000000322052_00225_24327_3167.N1	25-OCT-2006 14:15:57	Bright	32.000	53	43Bet And	2.0480	3300.0	64	24327	No
144	GOM_NL__2PRFIN20061025_142143_000000312052_00225_24327_3168.N1	25-OCT-2006 14:21:43	Bright	31.000	68	18Alp Cas	2.2250	4500.0	62	24327	No
145	GOM_NL__2PRFIN20061025_142259_000000312052_00225_24327_3169.N1	25-OCT-2006 14:22:59	Bright	30.500	76	27Gam Cas	2.3000	30000.	61	24327	No
146	GOM_NL__2PRFIN20061025_143058_000000302052_00225_24327_3170.N1	25-OCT-2006 14:30:58	Bright	29.500	49	1Alp UMi	1.9900	6300.0	59	24327	No
147	GOM_NL__2PRFIN20061025_143430_000000272052_00225_24327_3171.N1	25-OCT-2006 14:34:30	Bright	26.500	60	7Bet UMi	2.0810	3950.0	53	24327	No
148	GOM_NL__2PRFIN20061025_143912_000000322052_00225_24327_3172.N1	25-OCT-2006 14:39:12	Bright	32.000	36	50Alp UMa	1.8000	6300.0	64	24327	No
149	GOM_NL__2PRFIN20061025_144028_000000462052_00225_24327_3173.N1	25-OCT-2006 14:40:28	Bright	46.000	32	77Eps UMa	1.7630	11000.	92	24327	No
150	GOM_NL__2PRFIN20061025_144420_000000292052_00225_24327_3174.N1	25-OCT-2006 14:44:20	Bright	29.000	174	52Psi UMa	3.0040	4400.0	58	24327	No
151	GOM_NL__2PRFIN20061025_145124_000000372052_00225_24327_3175.N1	25-OCT-2006 14:51:24	Bright	36.500	96	68Del Leo	2.5600	9300.0	73	24327	No
152	GOM_NL__2PRFIN20061025_145238_000000282052_00225_24327_3176.N1	25-OCT-2006 14:52:38	Bright	28.000	62	94Bet Leo	2.1360	9700.0	56	24327	No
153	GOM_NL__2PRFIN20061025_151103_000000332052_00225_24327_3177.N1	25-OCT-2006 15:11:03	Dark	33.000	113	Mu Vel	2.6920	5000.0	66	24327	No
154	GOM_NL__2PRFIN20061025_151254_000000482052_00225_24327_3178.N1	25-OCT-2006 15:12:54	Dark	48.000	65	Lam Vel	2.2040	4400.0	96	24327	No
155	GOM_NL__2PRFIN20061025_151545_000000352052_00226_24328_3160.N1	25-OCT-2006 15:15:45	Dark	34.500	46	Del Vel	1.9540	10600.	69	24328	No
156	GOM_NL__2PRFIN20061025_151729_000000352052_00226_24328_3161.N1	25-OCT-2006 15:17:29	Dark	34.500	29	Bet Car	1.6720	10200.	69	24328	No
157	GOM_NL__2PRFIN20061025_152830_000000322052_00226_24328_3162.N1	25-OCT-2006 15:28:30	Dark	31.500	143	Alp Hyi	2.8570	7200.0	63	24328	No
158	GOM_NL__2PRFIN20061025_152954_000000422052_00226_24328_3163.N1	25-OCT-2006 15:29:54	Dark	41.500	9	Alp Eri	0.45300	24000.	83	24328	No
159	GOM_NL__2PRFIN20061025_154118_000000362052_00226_24328_3164.N1	25-OCT-2006 15:41:18	Straylight	36.000	52	16Bet Cet	2.0370	4500.0	72	24328	No
160	GOM_NL__2PRFIN20061025_155047_000000302052_00226_24328_3165.N1	25-OCT-2006 15:50:47	Bright	29.500	140	88Gam Peg	2.8340	26000.	59	24328	No

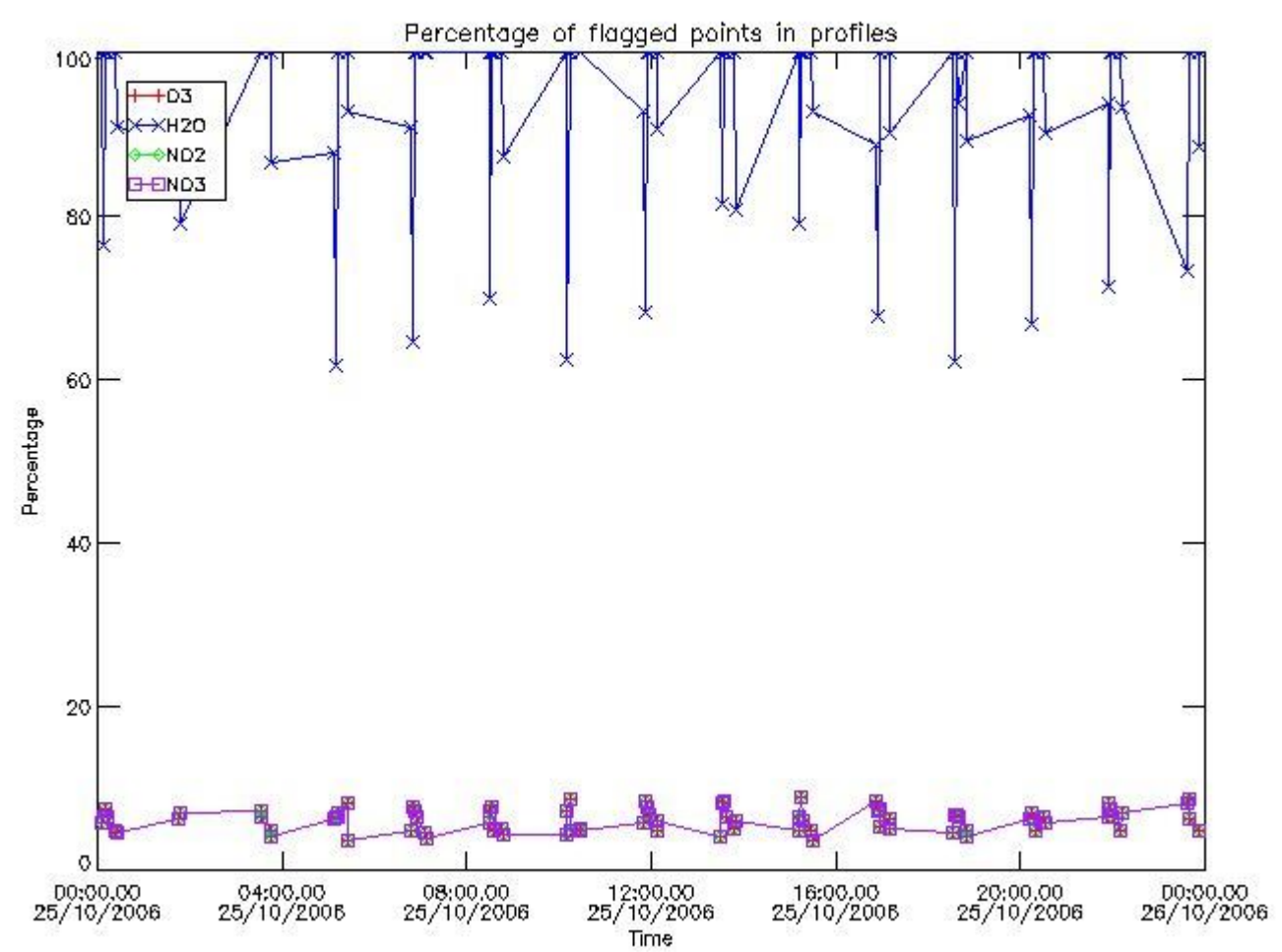
161	GOM_NL__2PRFIN20061025_155440_000000312052_00226_24328_3166.N1	25-OCT-2006 15:54:40	Bright	31.000	58	21Alp And	2.0730	11000.	62	24328	No
162	GOM_NL__2PRFIN20061025_155633_000000332052_00226_24328_3167.N1	25-OCT-2006 15:56:33	Bright	33.000	53	43Bet And	2.0480	3300.0	66	24328	No
163	GOM_NL__2PRFIN20061025_160219_000000282052_00226_24328_3168.N1	25-OCT-2006 16:02:19	Bright	28.000	68	18Alp Cas	2.2250	4500.0	56	24328	No
164	GOM_NL__2PRFIN20061025_160335_000000312052_00226_24328_3169.N1	25-OCT-2006 16:03:35	Bright	30.500	76	27Gam Cas	2.3000	30000.	61	24328	No
165	GOM_NL__2PRFIN20061025_161134_000000302052_00226_24328_3170.N1	25-OCT-2006 16:11:34	Bright	29.500	49	1Alp UMi	1.9900	6300.0	59	24328	No
166	GOM_NL__2PRFIN20061025_161506_000000312052_00226_24328_3171.N1	25-OCT-2006 16:15:06	Bright	30.500	60	7Bet UMi	2.0810	3950.0	61	24328	No
167	GOM_NL__2PRFIN20061025_161948_000000322052_00226_24328_3172.N1	25-OCT-2006 16:19:48	Bright	31.500	36	50Alp UMa	1.8000	6300.0	63	24328	No
168	GOM_NL__2PRFIN20061025_162104_000000282052_00226_24328_3173.N1	25-OCT-2006 16:21:04	Bright	28.000	32	77Eps UMa	1.7630	11000.	56	24328	No
169	GOM_NL__2PRFIN20061025_162456_000000322052_00226_24328_3174.N1	25-OCT-2006 16:24:56	Bright	32.000	174	52Psi UMa	3.0040	4400.0	64	24328	No
170	GOM_NL__2PRFIN20061025_163200_000000312052_00226_24328_3175.N1	25-OCT-2006 16:32:00	Bright	30.500	96	68Del Leo	2.5600	9300.0	61	24328	No
171	GOM_NL__2PRFIN20061025_163314_000000292052_00226_24328_3176.N1	25-OCT-2006 16:33:14	Bright	28.500	62	94Bet Leo	2.1360	9700.0	57	24328	No
172	GOM_NL__2PRFIN20061025_165139_000000362052_00226_24328_3177.N1	25-OCT-2006 16:51:39	Dark	36.000	113	Mu Vel	2.6920	5000.0	72	24328	No
173	GOM_NL__2PRFIN20061025_165331_000000502052_00226_24328_3178.N1	25-OCT-2006 16:53:31	Dark	50.000	65	Lam Vel	2.2040	4400.0	100	24328	No
174	GOM_NL__2PRFIN20061025_165621_000000352052_00227_24329_3160.N1	25-OCT-2006 16:56:21	Dark	34.500	46	Del Vel	1.9540	10600.	69	24329	No
175	GOM_NL__2PRFIN20061025_165805_000000392052_00227_24329_3161.N1	25-OCT-2006 16:58:05	Dark	39.000	29	Bet Car	1.6720	10200.	78	24329	No
176	GOM_NL__2PRFIN20061025_170906_000000332052_00227_24329_3162.N1	25-OCT-2006 17:09:06	Dark	32.500	143	Alp Hyi	2.8570	7200.0	65	24329	No
177	GOM_NL__2PRFIN20061025_171031_000000402052_00227_24329_3163.N1	25-OCT-2006 17:10:31	Dark	40.000	9	Alp Eri	0.45300	24000.	80	24329	No
178	GOM_NL__2PRFIN20061025_172154_000000362052_00227_24329_3164.N1	25-OCT-2006 17:21:54	Straylight	36.000	52	16Bet Cet	2.0370	4500.0	72	24329	No
179	GOM_NL__2PRFIN20061025_173123_000000302052_00227_24329_3165.N1	25-OCT-2006 17:31:23	Bright	30.000	140	88Gam Peg	2.8340	26000.	60	24329	No
180	GOM_NL__2PRFIN20061025_173516_000000322052_00227_24329_3166.N1	25-OCT-2006 17:35:16	Bright	31.500	58	21Alp And	2.0730	11000.	63	24329	No
181	GOM_NL__2PRFIN20061025_173708_000000342052_00227_24329_3167.N1	25-OCT-2006 17:37:08	Bright	33.500	53	43Bet And	2.0480	3300.0	67	24329	No
182	GOM_NL__2PRFIN20061025_174255_000000322052_00227_24329_3168.N1	25-OCT-2006 17:42:55	Bright	32.000	68	18Alp Cas	2.2250	4500.0	64	24329	No
183	GOM_NL__2PRFIN20061025_174411_000000312052_00227_24329_3169.N1	25-OCT-2006 17:44:11	Bright	30.500	76	27Gam Cas	2.3000	30000.	61	24329	No
184	GOM_NL__2PRFIN20061025_175210_000000312052_00227_24329_3170.N1	25-OCT-2006 17:52:10	Bright	30.500	49	1Alp UMi	1.9900	6300.0	61	24329	No
185	GOM_NL__2PRFIN20061025_175542_000000322052_00227_24329_3171.N1	25-OCT-2006 17:55:42	Bright	31.500	60	7Bet UMi	2.0810	3950.0	63	24329	No
186	GOM_NL__2PRFIN20061025_180024_000000292052_00227_24329_3172.N1	25-OCT-2006 18:00:24	Bright	28.500	36	50Alp UMa	1.8000	6300.0	57	24329	No
187	GOM_NL__2PRFIN20061025_180140_000000282052_00227_24329_3173.N1	25-OCT-2006 18:01:40	Bright	28.000	32	77Eps UMa	1.7630	11000.	56	24329	No
188	GOM_NL__2PRFIN20061025_180532_000000492052_00227_24329_3174.N1	25-OCT-2006 18:05:32	Bright	49.000	174	52Psi UMa	3.0040	4400.0	98	24329	No
189	GOM_NL__2PRFIN20061025_181237_000000302052_00227_24329_3175.N1	25-OCT-2006 18:12:37	Bright	30.000	96	68Del Leo	2.5600	9300.0	60	24329	No
190	GOM_NL__2PRFIN20061025_181350_000000282052_00227_24329_3176.N1	25-OCT-2006 18:13:50	Bright	28.000	62	94Bet Leo	2.1360	9700.0	56	24329	No
191	GOM_NL__2PRFIN20061025_183215_000000342052_00227_24329_3177.N1	25-OCT-2006 18:32:15	Dark	33.500	113	Mu Vel	2.6920	5000.0	67	24329	No
192	GOM_NL__2PRFIN20061025_183408_000000462052_00227_24329_3178.N1	25-OCT-2006 18:34:08	Dark	45.500	65	Lam Vel	2.2040	4400.0	91	24329	No
193	GOM_NL__2PRFIN20061025_183658_000000382052_00228_24330_3160.N1	25-OCT-2006 18:36:58	Dark	37.500	46	Del Vel	1.9540	10600.	75	24330	No
194	GOM_NL__2PRFIN20061025_183842_000000322052_00228_24330_3161.N1	25-OCT-2006 18:38:42	Dark	32.000	29	Bet Car	1.6720	10200.	64	24330	No
195	GOM_NL__2PRFIN20061025_184942_000000332052_00228_24330_3162.N1	25-OCT-2006 18:49:42	Dark	32.500	143	Alp Hyi	2.8570	7200.0	65	24330	No
196	GOM_NL__2PRFIN20061025_185107_000000372052_00228_24330_3163.N1	25-OCT-2006 18:51:07	Dark	37.000	9	Alp Eri	0.45300	24000.	74	24330	No
197	GOM_NL__2PRFIN20061025_190230_000000372052_00228_24330_3164.N1	25-OCT-2006 19:02:30	Straylight	37.000	52	16Bet Cet	2.0370	4500.0	74	24330	No
198	GOM_NL__2PRFIN20061025_191159_000000312052_00228_24330_3165.N1	25-OCT-2006 19:11:59	Bright	30.500	140	88Gam Peg	2.8340	26000.	61	24330	No
199	GOM_NL__2PRFIN20061025_191552_000000302052_00228_24330_3166.N1	25-OCT-2006 19:15:52	Bright	29.500	58	21Alp And	2.0730	11000.	59	24330	No
200	GOM_NL__2PRFIN20061025_191744_000000322052_00228_24330_3167.N1	25-OCT-2006 19:17:44	Bright	32.000	53	43Bet And	2.0480	3300.0	64	24330	No
201	GOM_NL__2PRFIN20061025_192331_000000472052_00228_24330_3168.N1	25-OCT-2006 19:23:31	Bright	47.000	68	18Alp Cas	2.2250	4500.0	94	24330	No
202	GOM_NL__2PRFIN20061025_192447_000000312052_00228_24330_3169.N1	25-OCT-2006 19:24:47	Bright	31.000	76	27Gam Cas	2.3000	30000.	62	24330	No
203	GOM_NL__2PRFIN20061025_193246_000000302052_00228_24330_3170.N1	25-OCT-2006 19:32:46	Bright	29.500	49	1Alp UMi	1.9900	6300.0	59	24330	No
204	GOM_NL__2PRFIN20061025_193618_000000322052_00228_24330_3171.N1	25-OCT-2006 19:36:18	Bright	31.500	60	7Bet UMi	2.0810	3950.0	63	24330	No
205	GOM_NL__2PRFIN20061025_194100_000000332052_00228_24330_3172.N1	25-OCT-2006 19:41:00	Bright	32.500	36	50Alp UMa	1.8000	6300.0	65	24330	No
206	GOM_NL__2PRFIN20061025_194216_000000312052_00228_24330_3173.N1	25-OCT-2006 19:42:16	Bright	31.000	32	77Eps UMa	1.7630	11000.	62	24330	No
207	GOM_NL__2PRFIN20061025_194608_000000322052_00228_24330_3174.N1	25-OCT-2006 19:46:08	Bright	32.000	174	52Psi UMa	3.0040	4400.0	64	24330	No
208	GOM_NL__2PRFIN20061025_195313_000000312052_00228_24330_3175.N1	25-OCT-2006 19:53:13	Bright	30.500	96	68Del Leo	2.5600	9300.0	61	24330	No
209	GOM_NL__2PRFIN20061025_195426_000000282052_00228_24330_3176.N1	25-OCT-2006 19:54:26	Bright	28.000	62	94Bet Leo	2.1360	9700.0	56	24330	No
210	GOM_NL__2PRFIN20061025_201251_000000332052_00228_24330_3177.N1	25-OCT-2006 20:12:51	Dark	32.500	113	Mu Vel	2.6920	5000.0	65	24330	No
211	GOM_NL__2PRFIN20061025_201444_000000442052_00228_24330_3178.N1	25-OCT-2006 20:14:44	Dark	44.000	65	Lam Vel	2.2040	4400.0	88	24330	No
212	GOM_NL__2PRFIN20061025_201735_000000422052_00229_24331_3160.N1	25-OCT-2006 20:17:35	Dark	41.500	46	Del Vel	1.9540	10600.	83	24331	No
213	GOM_NL__2PRFIN20061025_201918_000000322052_00229_24331_3161.N1	25-OCT-2006 20:19:18	Dark	32.000	29	Bet Car	1.6720	10200.	64	24331	No
214	GOM_NL__2PRFIN20061025_203018_000000322052_00229_24331_3162.N1	25-OCT-2006 20:30:18	Dark	31.500	143	Alp Hyi	2.8570	7200.0	63	24331	No
215	GOM_NL__2PRFIN20061025_203143_000000362052_00229_24331_3163.N1	25-OCT-2006 20:31:43	Dark	35.500	9	Alp Eri	0.45300	24000.	71	24331	No
216	GOM_NL__2PRFIN20061025_204306_000000362052_00229_24331_3164.N1	25-OCT-2006 20:43:06	Straylight	36.000	52	16Bet Cet	2.0370	4500.0	72	24331	No
217	GOM_NL__2PRFIN20061025_205235_000000302052_00229_24331_3165.N1	25-OCT-2006 20:52:35	Bright	29.500	140	88Gam Peg	2.8340	26000.	59	24331	No
218	GOM_NL__2PRFIN20061025_205628_000000302052_00229_24331_3166.N1	25-OCT-2006 20:56:28	Bright	29.500	58	21Alp And	2.0730	11000.	59	24331	No
219	GOM_NL__2PRFIN20061025_205820_000000322052_00229_24331_3167.N1	25-OCT-2006 20:58:20	Bright	32.000	53	43Bet And	2.0480	3300.0	64	24331	No

220	GOM_NL__2PRFIN20061025_210407_000000312052_00229_24331_3168.N1	25-OCT-2006 21:04:07	Bright	31.000	68	18Alp Cas	2.2250	4500.0	62	24331	No
221	GOM_NL__2PRFIN20061025_210523_000000312052_00229_24331_3169.N1	25-OCT-2006 21:05:23	Bright	30.500	76	27Gam Cas	2.3000	30000.	61	24331	No
222	GOM_NL__2PRFIN20061025_211322_000000312052_00229_24331_3170.N1	25-OCT-2006 21:13:22	Bright	30.500	49	1Alp UMi	1.9900	6300.0	61	24331	No
223	GOM_NL__2PRFIN20061025_211654_000000272052_00229_24331_3171.N1	25-OCT-2006 21:16:54	Bright	26.500	60	7Bet UMi	2.0810	3950.0	53	24331	No
224	GOM_NL__2PRFIN20061025_212136_000000332052_00229_24331_3172.N1	25-OCT-2006 21:21:36	Bright	32.500	36	50Alp UMa	1.8000	6300.0	65	24331	No
225	GOM_NL__2PRFIN20061025_212252_000000322052_00229_24331_3173.N1	25-OCT-2006 21:22:52	Bright	31.500	32	77Eps UMa	1.7630	11000.	63	24331	No
226	GOM_NL__2PRFIN20061025_212644_000000302052_00229_24331_3174.N1	25-OCT-2006 21:26:44	Bright	30.000	174	52Psi UMa	3.0040	4400.0	60	24331	No
227	GOM_NL__2PRFIN20061025_213349_000000302052_00229_24331_3175.N1	25-OCT-2006 21:33:49	Bright	30.000	96	68Del Leo	2.5600	9300.0	60	24331	No
228	GOM_NL__2PRFIN20061025_213502_000000282052_00229_24331_3176.N1	25-OCT-2006 21:35:02	Bright	28.000	62	94Bet Leo	2.1360	9700.0	56	24331	No
229	GOM_NL__2PRFIN20061025_215328_000000322052_00229_24331_3177.N1	25-OCT-2006 21:53:28	Dark	32.000	113	Mu Vel	2.6920	5000.0	64	24331	No
230	GOM_NL__2PRFIN20061025_215521_000000442052_00229_24331_3178.N1	25-OCT-2006 21:55:21	Dark	44.000	65	Lam Vel	2.2040	4400.0	88	24331	No
231	GOM_NL__2PRFIN20061025_215811_000000352052_00230_24332_3160.N1	25-OCT-2006 21:58:11	Dark	34.500	46	Del Vel	1.9540	10600.	69	24332	No
232	GOM_NL__2PRFIN20061025_215954_000000322052_00230_24332_3161.N1	25-OCT-2006 21:59:54	Dark	32.000	29	Bet Car	1.6720	10200.	64	24332	No
233	GOM_NL__2PRFIN20061025_221054_000000322052_00230_24332_3162.N1	25-OCT-2006 22:10:54	Dark	31.500	143	Alp Hyi	2.8570	7200.0	63	24332	No
234	GOM_NL__2PRFIN20061025_221219_000000372052_00230_24332_3163.N1	25-OCT-2006 22:12:19	Dark	36.500	9	Alp Eri	0.45300	24000.	73	24332	No
235	GOM_NL__2PRFIN20061025_222342_000000382052_00230_24332_3164.N1	25-OCT-2006 22:23:42	Straylight	37.500	52	16Bet Cet	2.0370	4500.0	75	24332	No
236	GOM_NL__2PRFIN20061025_223311_000000312052_00230_24332_3165.N1	25-OCT-2006 22:33:11	Bright	30.500	140	88Gam Peg	2.8340	26000.	61	24332	No
237	GOM_NL__2PRFIN20061025_223704_000000302052_00230_24332_3166.N1	25-OCT-2006 22:37:04	Bright	29.500	58	21Alp And	2.0730	11000.	59	24332	No
238	GOM_NL__2PRFIN20061025_223856_000000322052_00230_24332_3167.N1	25-OCT-2006 22:38:56	Bright	32.000	53	43Bet And	2.0480	3300.0	64	24332	No
239	GOM_NL__2PRFIN20061025_224443_000000312052_00230_24332_3168.N1	25-OCT-2006 22:44:43	Bright	31.000	68	18Alp Cas	2.2250	4500.0	62	24332	No
240	GOM_NL__2PRFIN20061025_224558_000000312052_00230_24332_3169.N1	25-OCT-2006 22:45:58	Bright	30.500	76	27Gam Cas	2.3000	30000.	61	24332	No
241	GOM_NL__2PRFIN20061025_225358_000000292052_00230_24332_3170.N1	25-OCT-2006 22:53:58	Bright	29.000	49	1Alp UMi	1.9900	6300.0	58	24332	No
242	GOM_NL__2PRFIN20061025_225730_000000402052_00230_24332_3171.N1	25-OCT-2006 22:57:30	Bright	39.500	60	7Bet UMi	2.0810	3950.0	79	24332	No
243	GOM_NL__2PRFIN20061025_230212_000000332052_00230_24332_3172.N1	25-OCT-2006 23:02:12	Bright	32.500	36	50Alp UMa	1.8000	6300.0	65	24332	No
244	GOM_NL__2PRFIN20061025_230328_000000292052_00230_24332_3173.N1	25-OCT-2006 23:03:28	Bright	28.500	32	77Eps UMa	1.7630	11000.	57	24332	No
245	GOM_NL__2PRFIN20061025_230720_000000322052_00230_24332_3174.N1	25-OCT-2006 23:07:20	Bright	31.500	174	52Psi UMa	3.0040	4400.0	63	24332	No
246	GOM_NL__2PRFIN20061025_231425_000000302052_00230_24332_3175.N1	25-OCT-2006 23:14:25	Bright	30.000	96	68Del Leo	2.5600	9300.0	60	24332	No
247	GOM_NL__2PRFIN20061025_231539_000000272052_00230_24332_3176.N1	25-OCT-2006 23:15:39	Bright	27.000	62	94Bet Leo	2.1360	9700.0	54	24332	No
248	GOM_NL__2PRFIN20061025_233557_000000382052_00230_24332_3177.N1	25-OCT-2006 23:35:57	Dark	38.000	65	Lam Vel	2.2040	4400.0	76	24332	No
249	GOM_NL__2PRFIN20061025_233848_000000362052_00231_24333_3160.N1	25-OCT-2006 23:38:48	Dark	35.500	46	Del Vel	1.9540	10600.	71	24333	No
250	GOM_NL__2PRFIN20061025_234030_000000332052_00231_24333_3161.N1	25-OCT-2006 23:40:30	Dark	32.500	29	Bet Car	1.6720	10200.	65	24333	No
251	GOM_NL__2PRFIN20061025_235130_000000322052_00231_24333_3162.N1	25-OCT-2006 23:51:30	Dark	31.500	143	Alp Hyi	2.8570	7200.0	63	24333	No
252	GOM_NL__2PRFIN20061025_235255_000000432052_00231_24333_3163.N1	25-OCT-2006 23:52:55	Dark	43.000	9	Alp Eri	0.45300	24000.	86	24333	No

3. Quality information per product

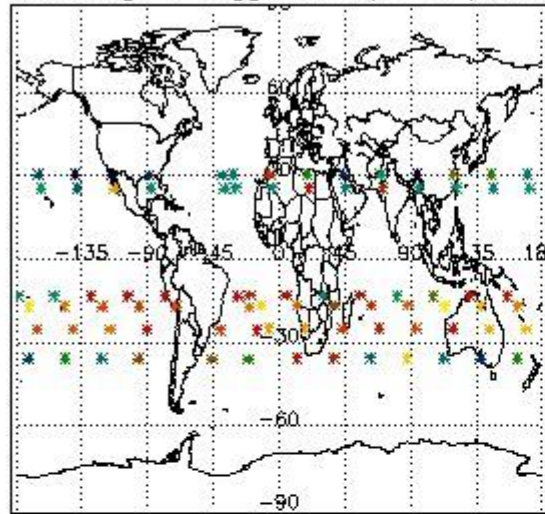
In this section it is plotted some information contained in the Quality Summary data set of the level 2 products. Only products in dark limb conditions and without errors (error flag in the MPH set to "0") are used.

3.1 Plot quality information per product (time dependant)

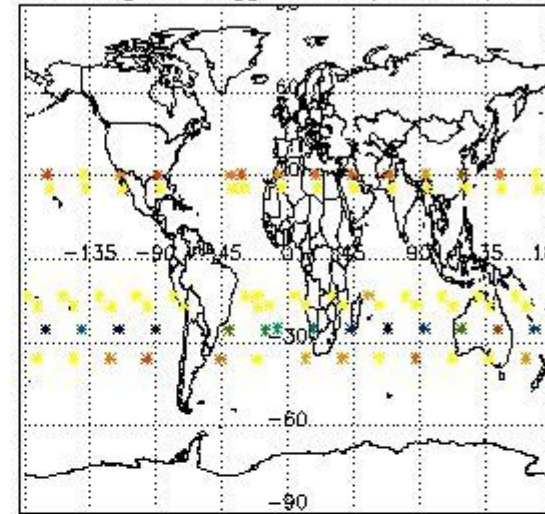


3.2 Plot quality information per product (world map)

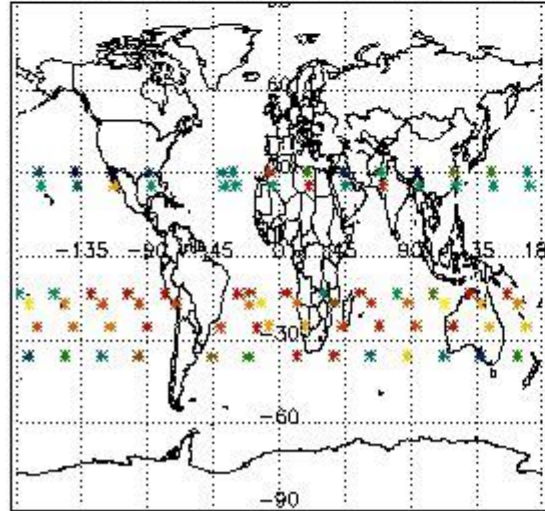
Percentage of flagged data per O3 profile



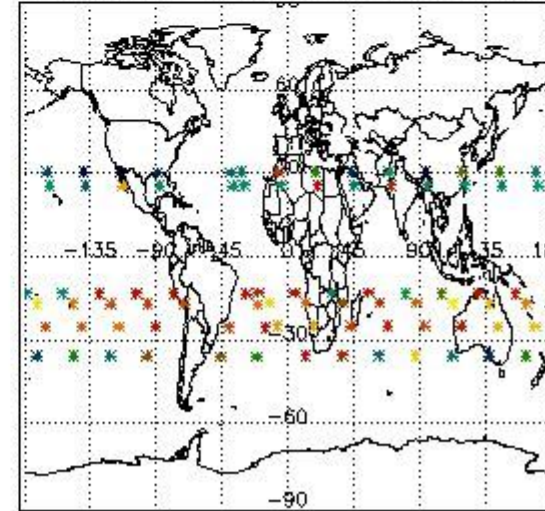
Percentage of flagged data per H2O profile



Percentage of flagged data per NO2 profile



Percentage of flagged data per NO3 profile

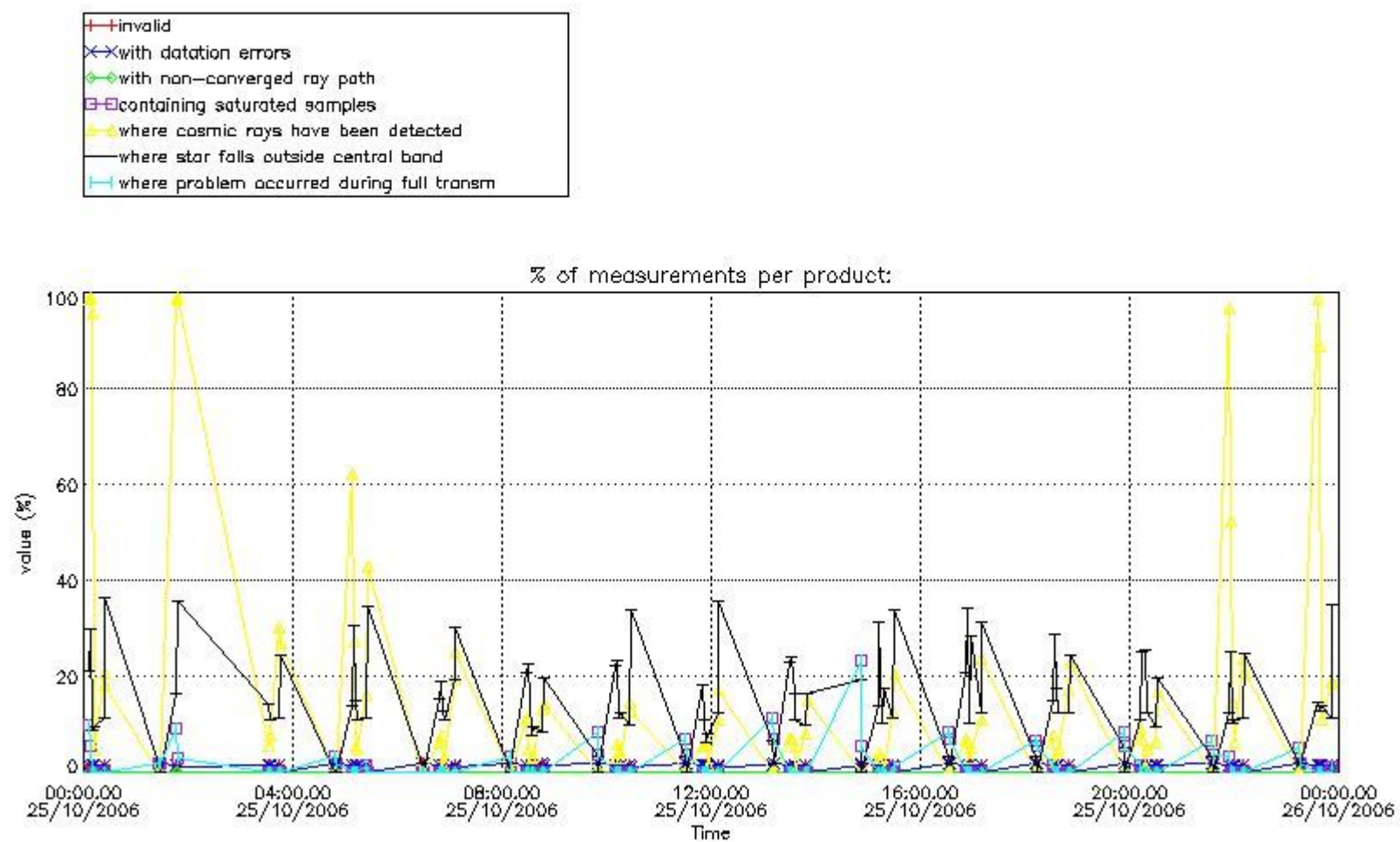


4. Level 1 quality information per product

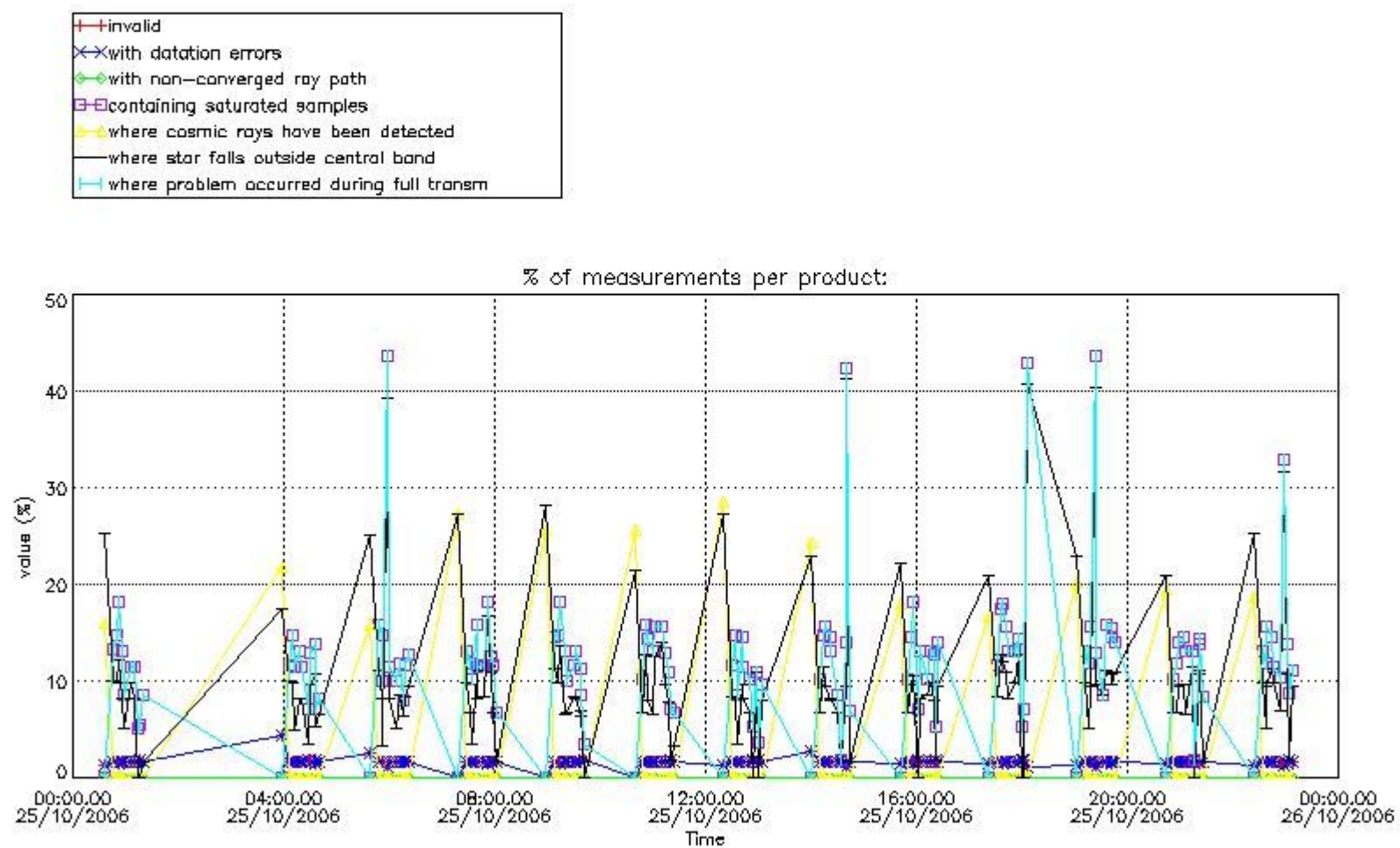
In this section it is plotted some information contained in the Quality Summary data set of the level 2 products that comes from the level 1b processing. Products without errors (error flag in the MPH set to "0") are used.

4.1 Plot quality information per product (time dependant) coming from level 1b processing

4.1.1 Plot level 1 quality information per product (time dependant): ENVISAT ASCENDING passes

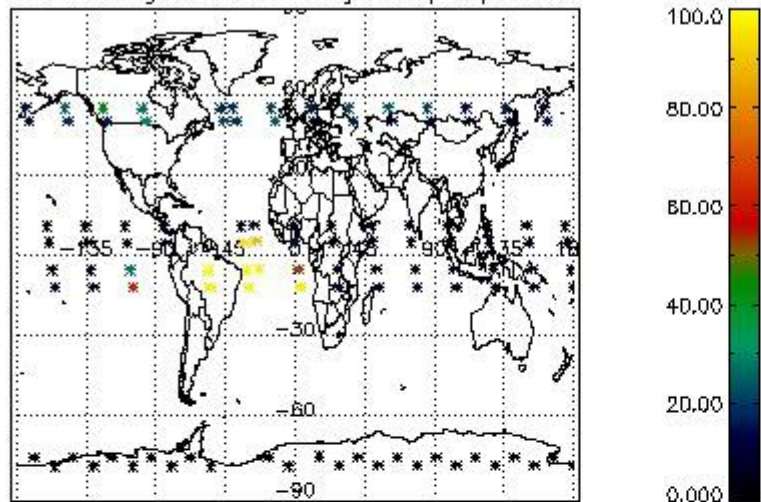


4.1.2 Plot level 1 quality information per product (time dependant): ENVI SAT DESCENDING passes

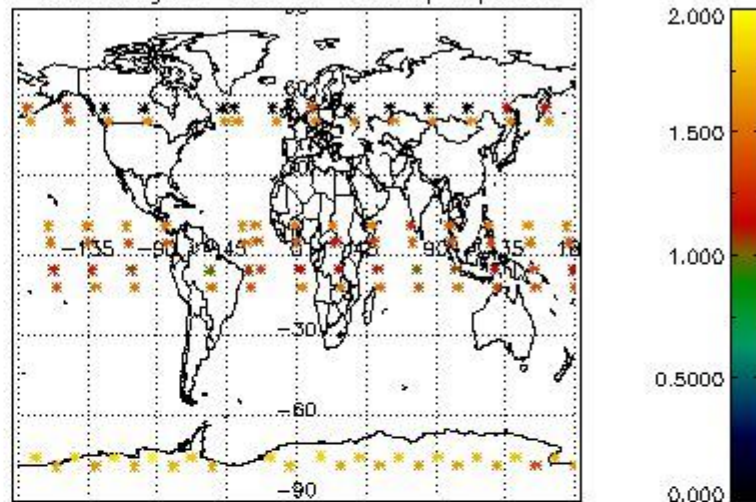


4.2 Plot quality information per product coming from level 1b processing (world map)
 4.2.1 Plot level 1 quality information per product (world map): ENVISAT ASCENDING passes

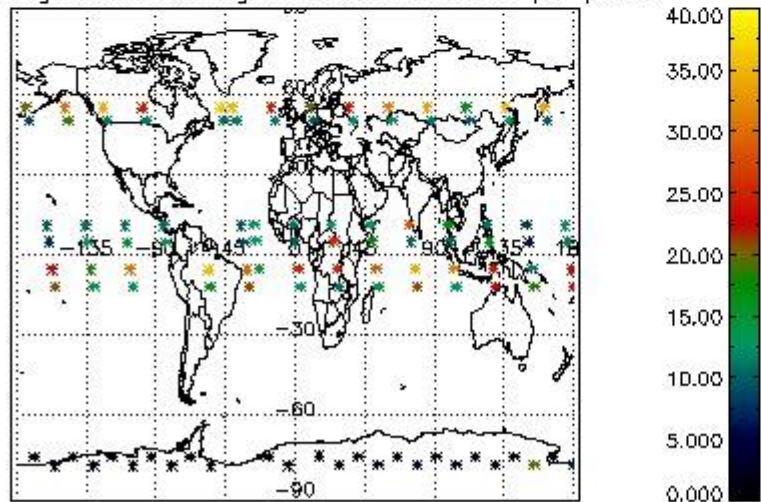
Percentage of cosmic ray hits per profile



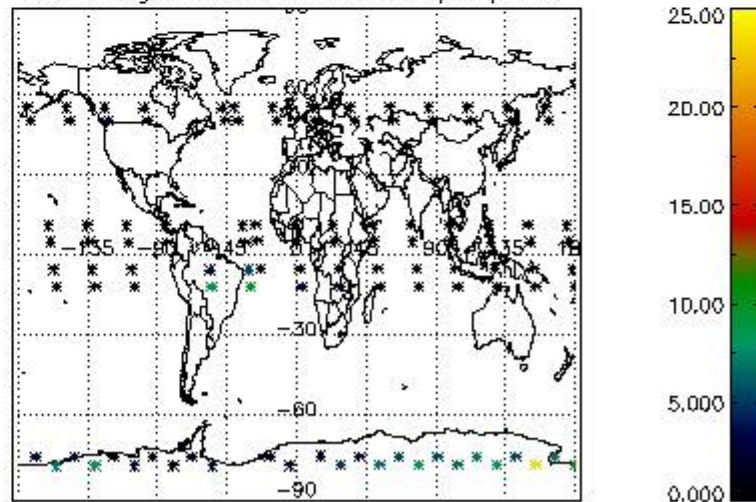
Percentage of datation errors per profile



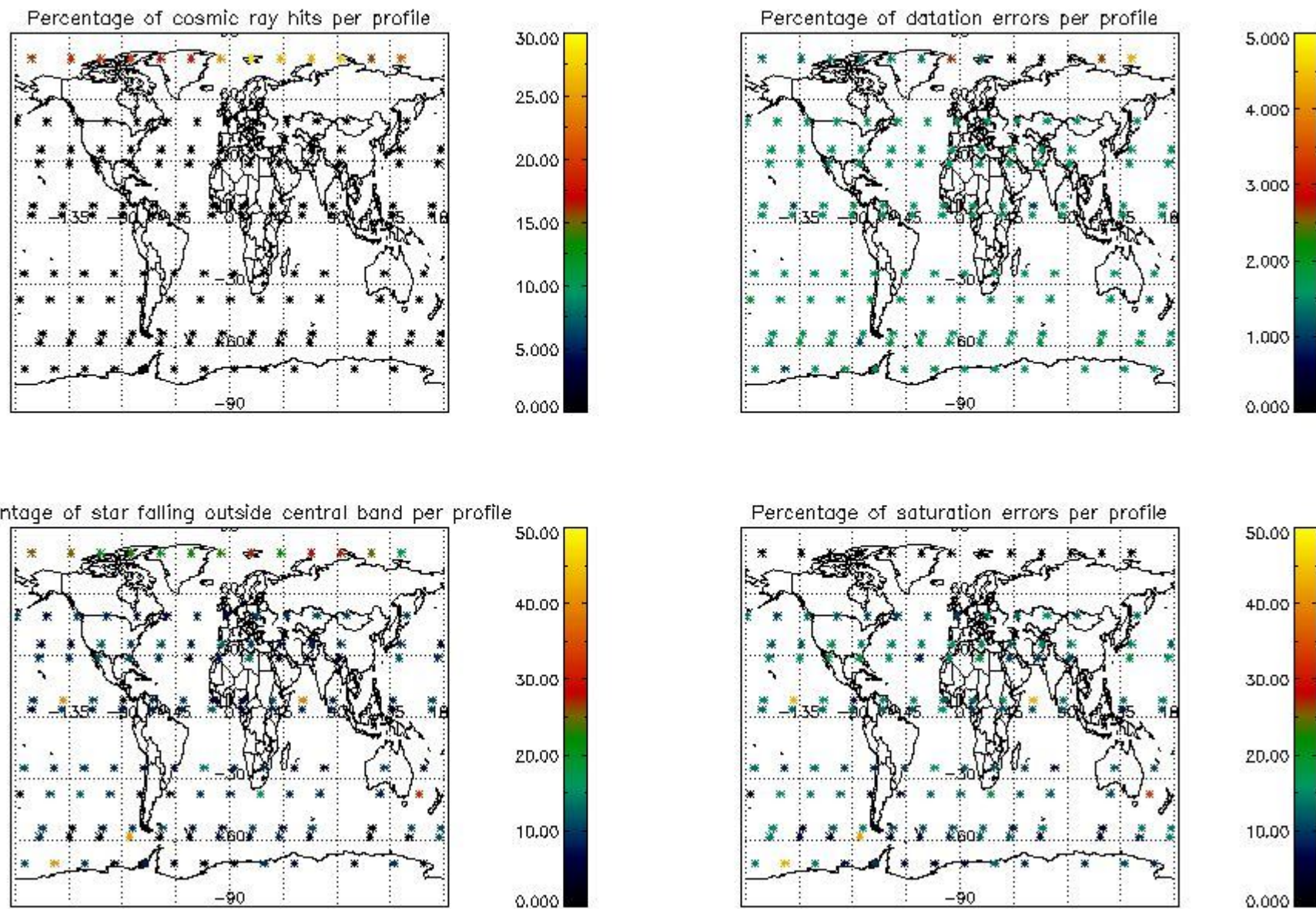
Percentage of star falling outside central band per profile



Percentage of saturation errors per profile



4.2.2 Plot level 1 quality information per product (world map): ENVISAT DESCENDING passes



5. Trace gas profiles

5.1 Ozone statistics based on quality of products

The final quality of the products can be "measured" using the STD (Standard Deviation) attached to every point profile. This information is written to the parameter GOM_NL__2P/NL_LOCAL_SPECIES_DENSITY/o3_std of the level 2 products. The table below shows the statistics for given STD ranges.

The statistics are given with respect to the overall valid production:

- Products without fatal errors: GOM_NL__2P/MPH/PRODUCT_ERR=0
- Valid point profile: GOM_NL__2P/NL_LOCAL_SPECIES_DENSITY/pcd(0)=0

The 'Criteria' is applied to valid points of dark limb products:

- Products in dark limb illumination condition: GOM_NL__2P/NL_SUMMARY_QUALITY/obs_ill_cond=0
- Products without fatal errors: GOM_NL__2P/MPH/PRODUCT_ERR=0
- Valid point profile: GOM_NL__2P/NL_LOCAL_SPECIES_DENSITY/pcd(0)=0

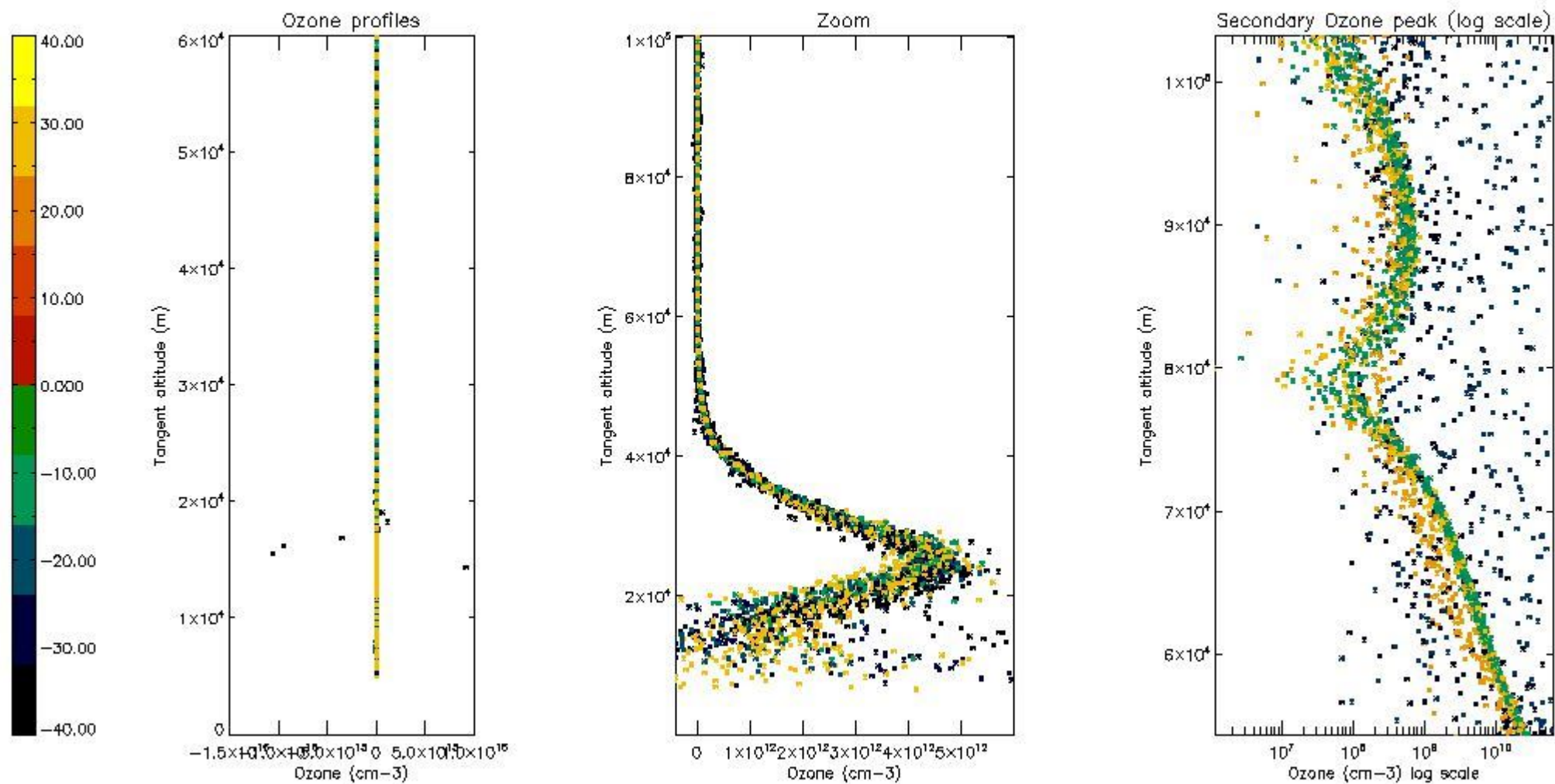
So, the table below shows the percentage of dark limb and valid observations for each criteria with respect to the overall valid daily observations.

Criteria	% of total production
All STD	37
STD < 20	20

STD < 10	14
STD < 5	9

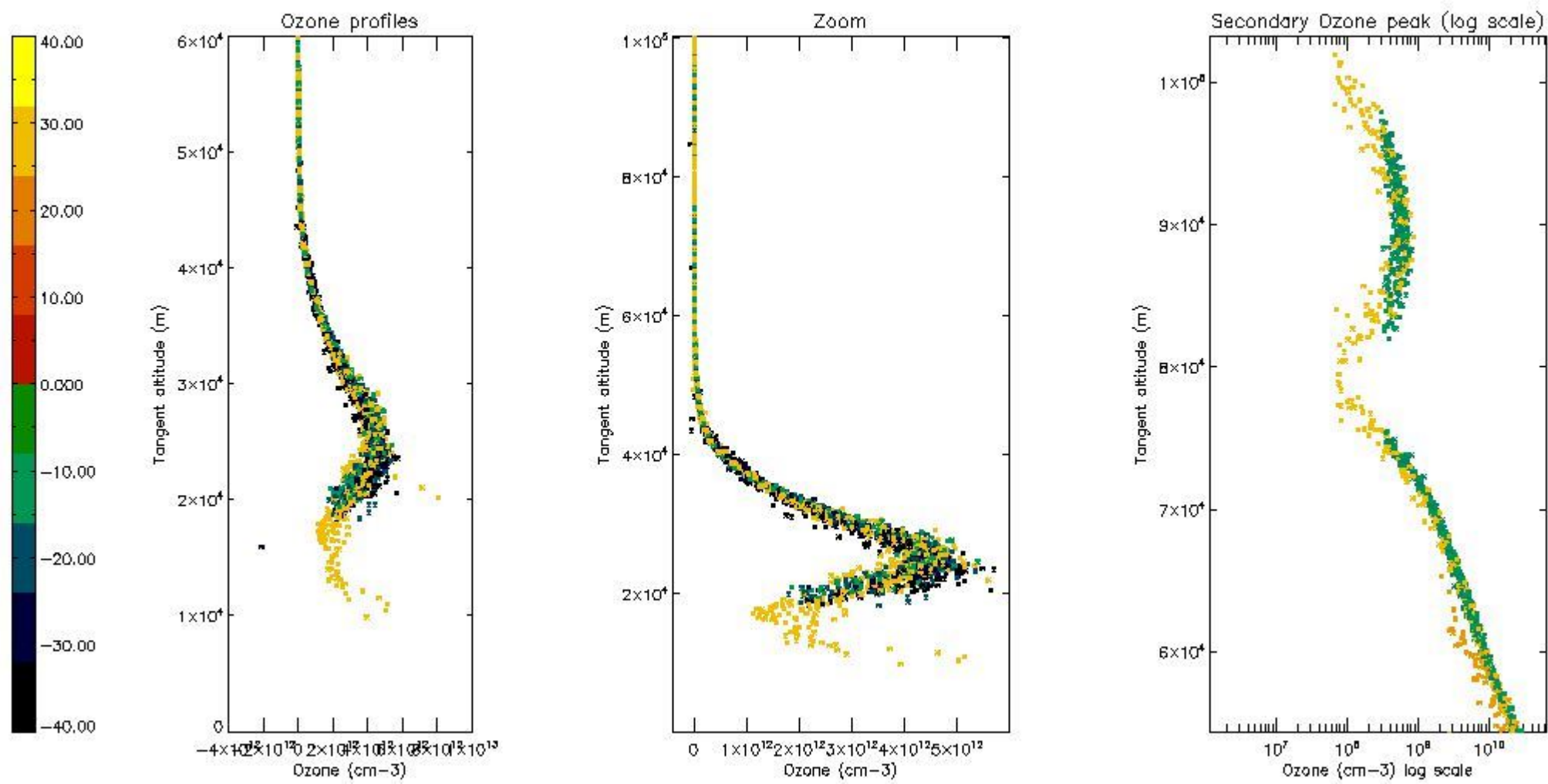
5.2 Plot ozone profiles for all STD (dark without errors)

The colorbar represents the latitude.



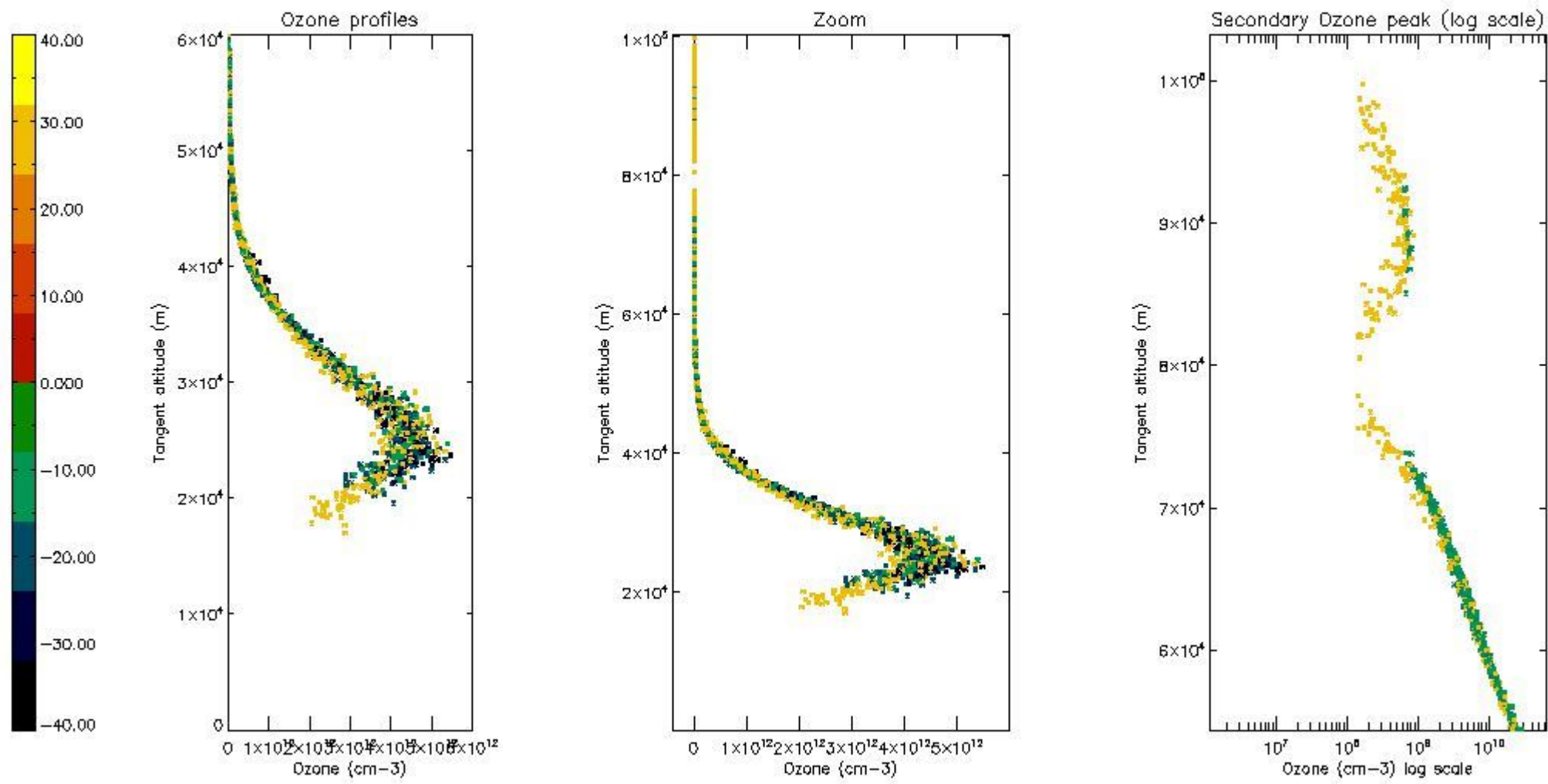
5.3 Plot ozone profiles where STD < 20% (dark without errors)

The colorbar represents the latitude.



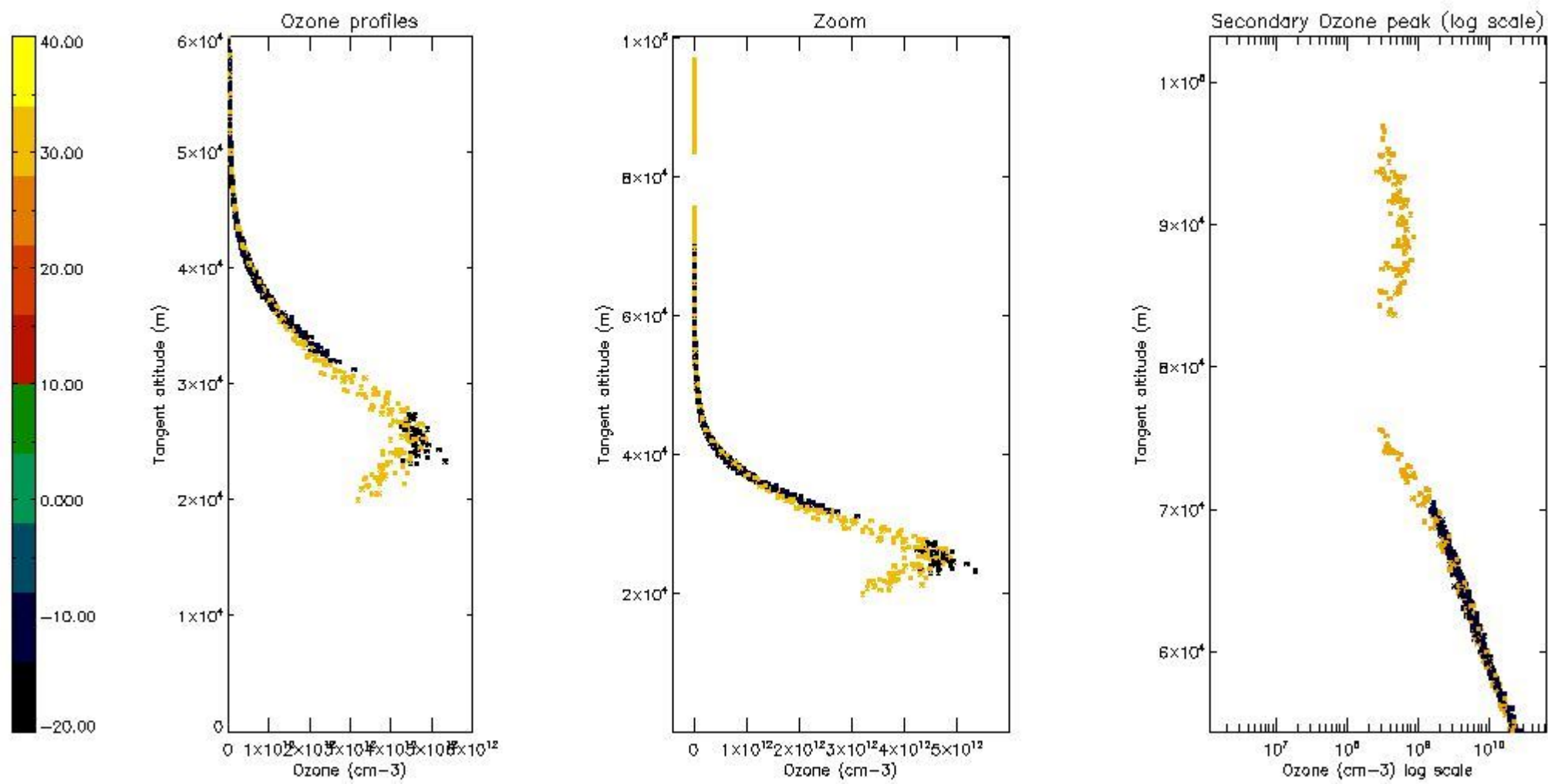
5.4 Plot ozone profiles where STD < 10% (dark without errors)

The colorbar represents the latitude.



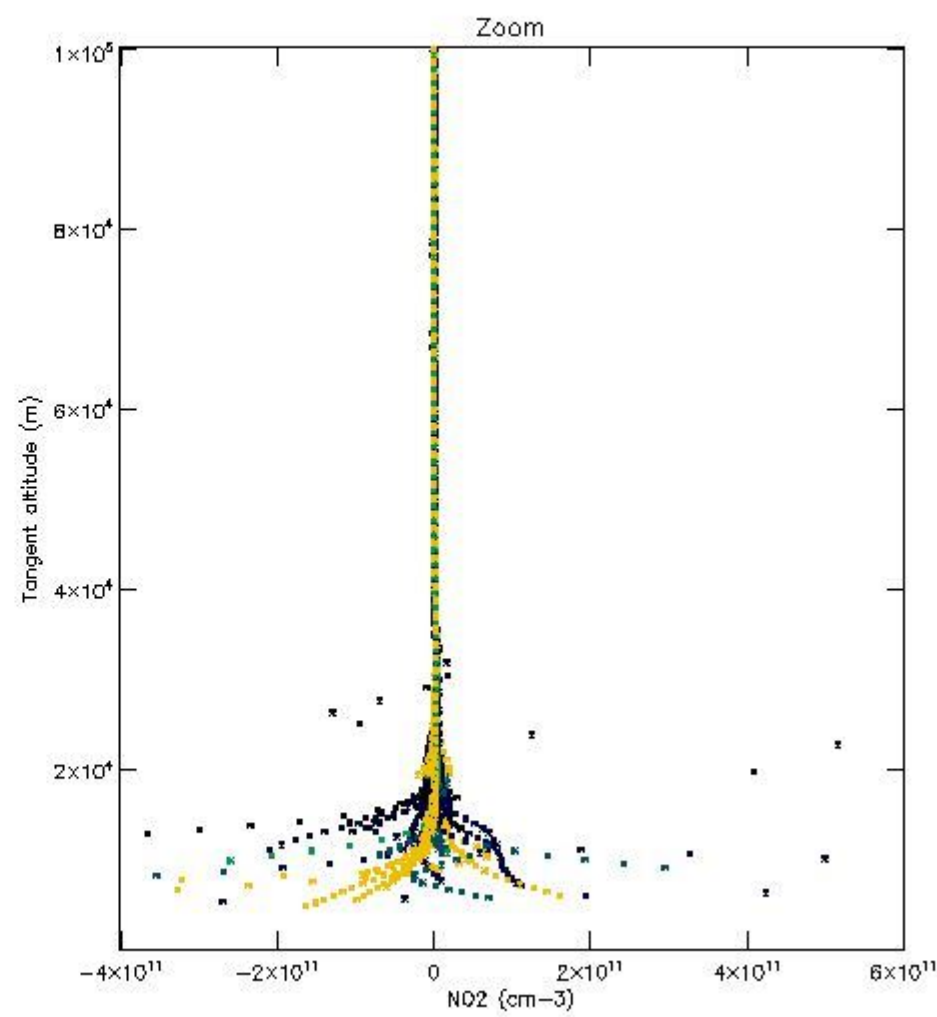
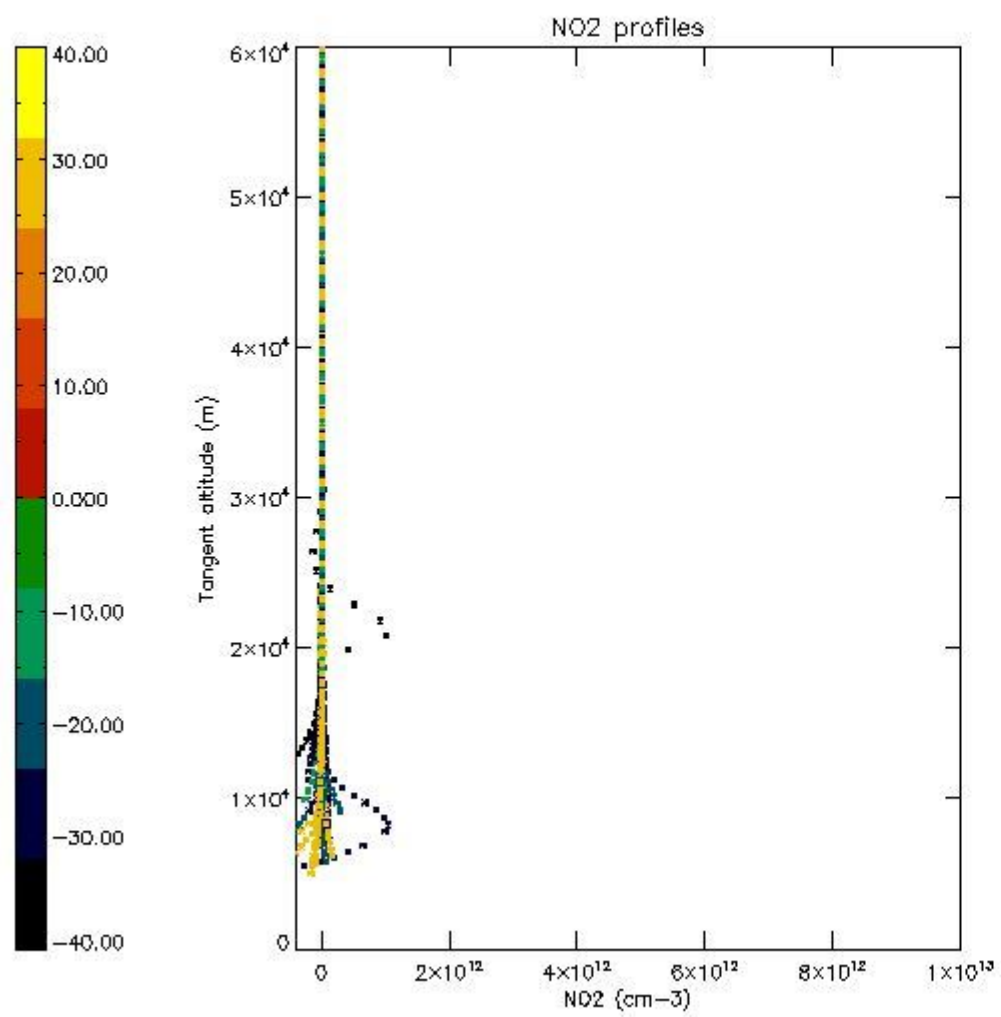
5.5 Plot ozone profiles where STD < 5% (dark without errors)

The colorbar represents the latitude.



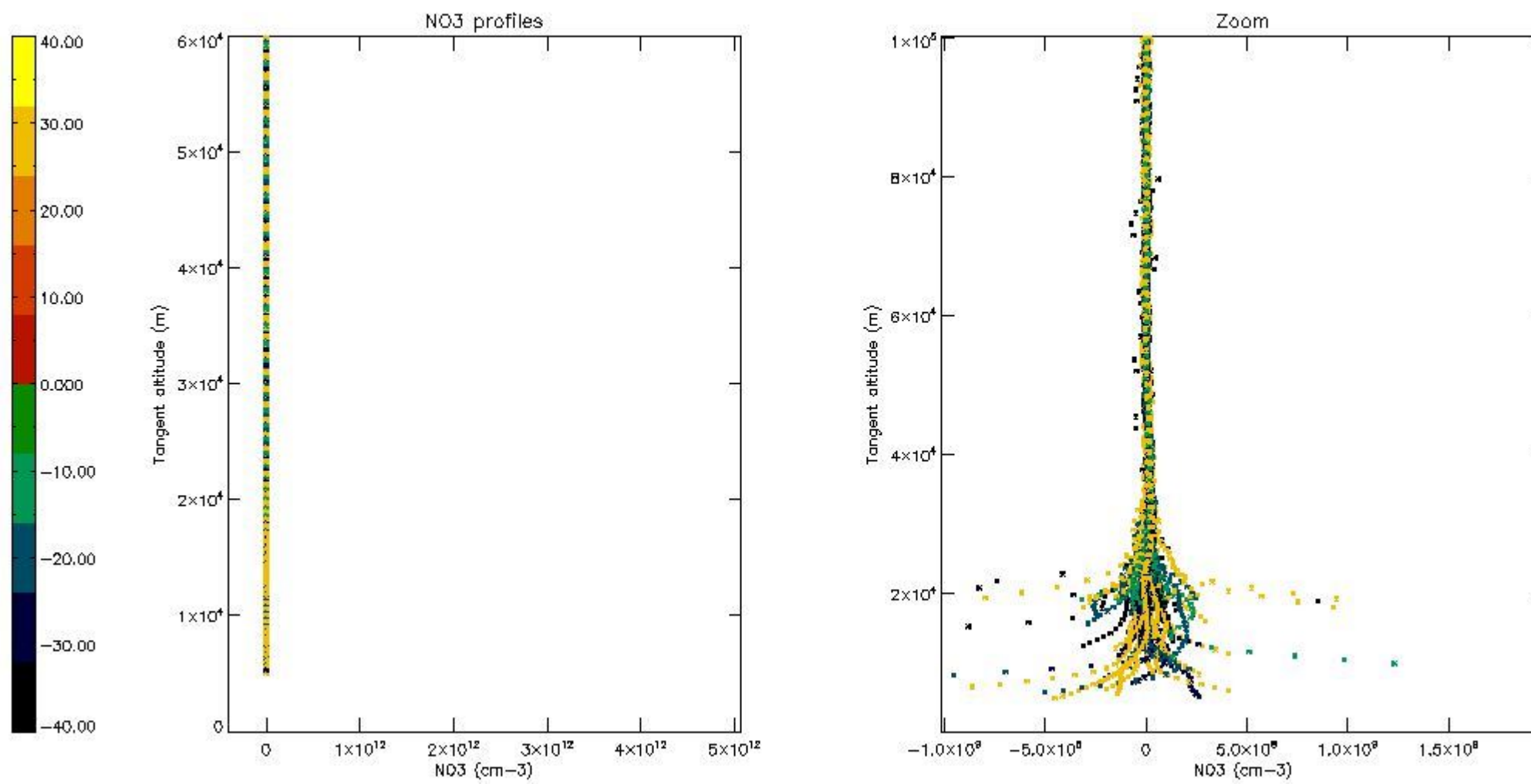
5.6 Plot NO₂ profiles for all STD (dark without errors)

The colorbar represents the latitude.



5.7 Plot NO3 profiles for all STD (dark without errors)

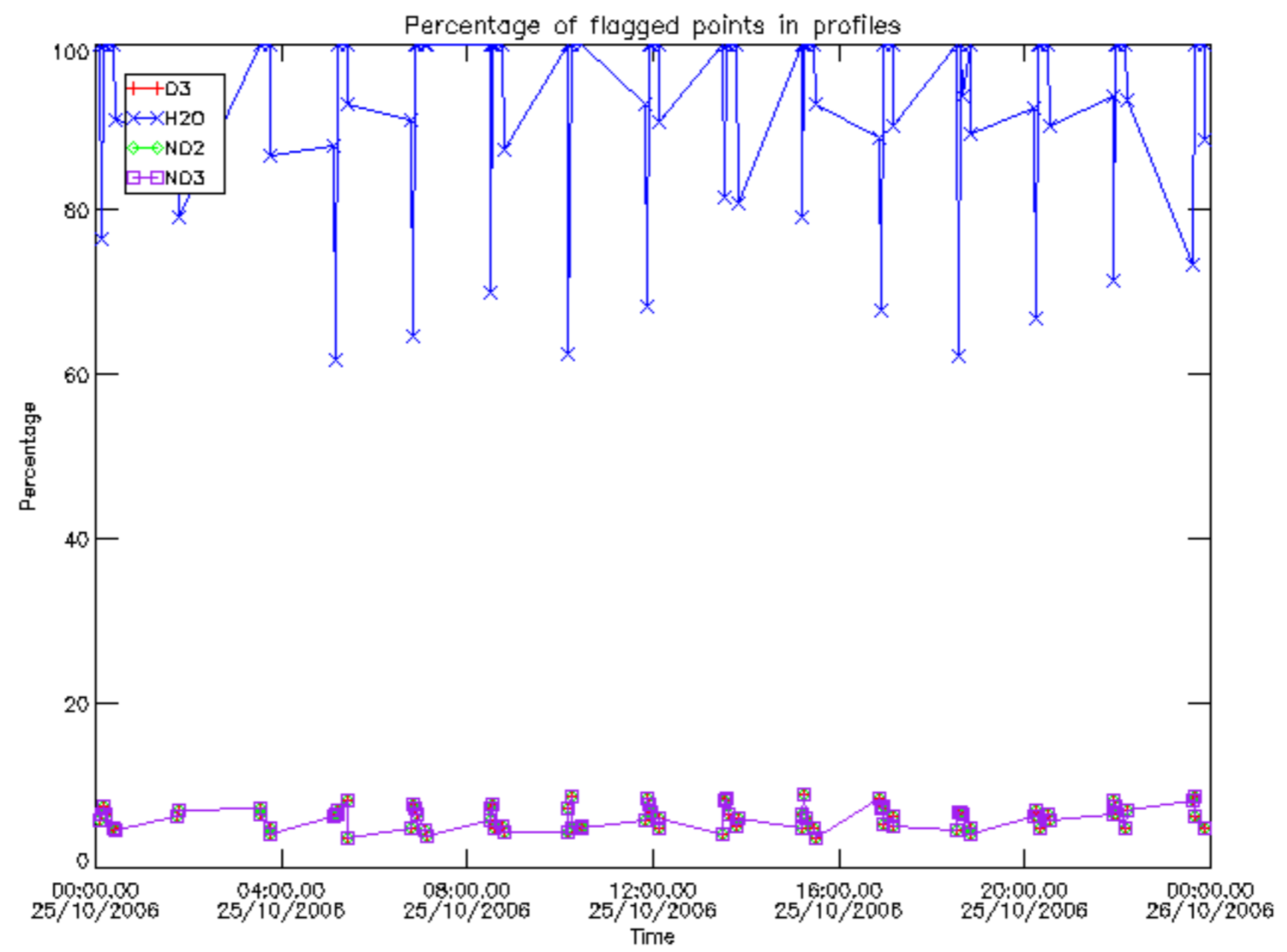
The colorbar represents the latitude.



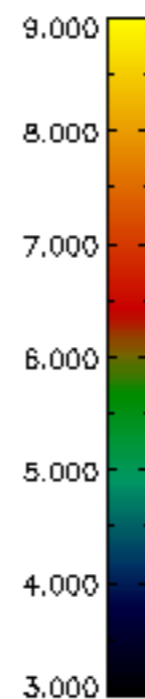
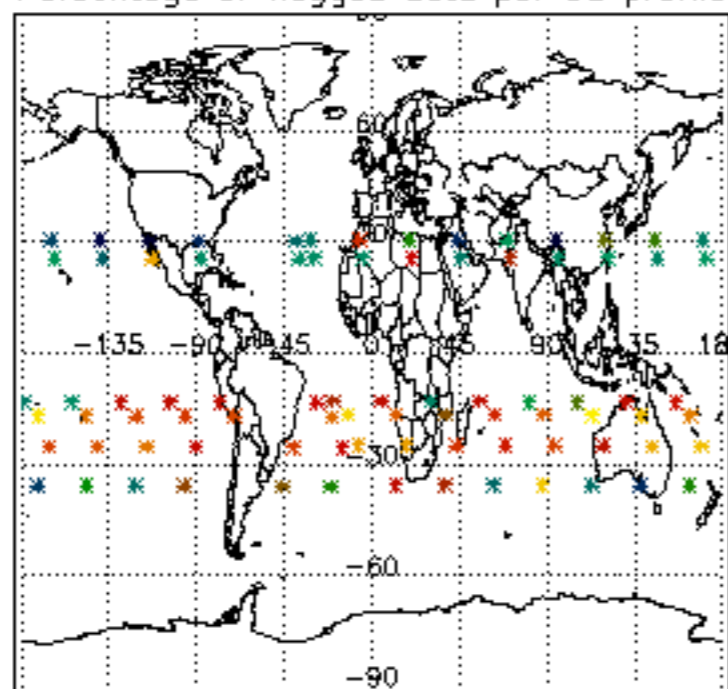
6. Auxiliary Data Files used for the production reported in section 2

The number reported in the third column indicates since which file (see list in section 2) the corresponding auxiliary file has been used. The fourth column is the date of those product files.

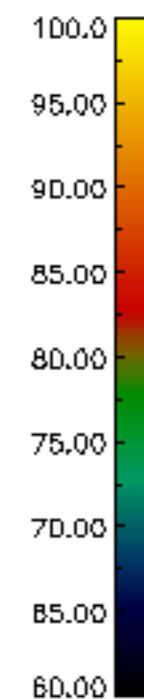
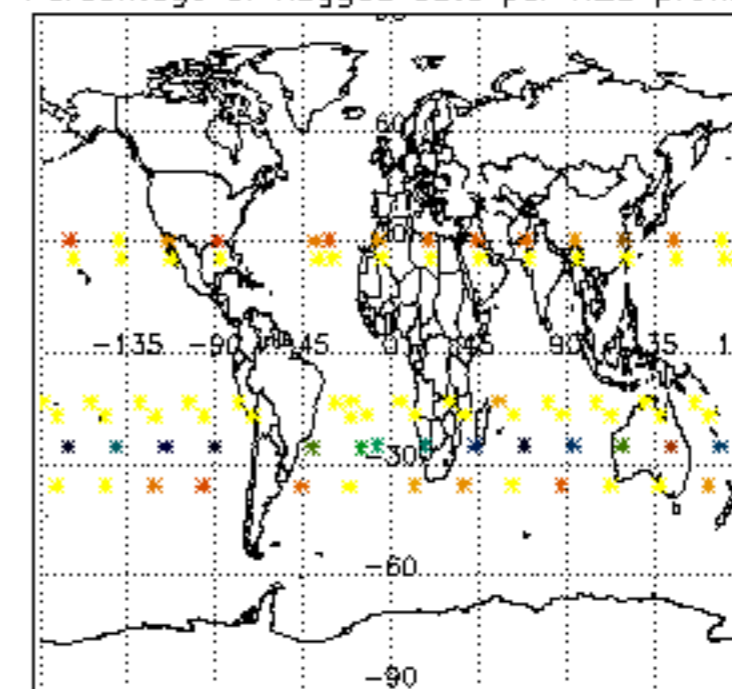
Type	Auxiliary Filename	Used since product	Used since product date
INST_PHYS_CHARACTERISTICS	GOM_INS_AXVIEC20091111_143220_20030716_120000_20500101_000000	1	25-OCT-2006 00:05:36
LEVEL-2_PROC_CONFIG	GOM_PR2_AXVIEC20091111_152718_20020301_000000_20500101_000000	1	25-OCT-2006 00:05:36
CROSS_SECTIONS_FILE	GOM_CRS_AXVIEC20091111_154832_20020301_000000_20500101_000000	1	25-OCT-2006 00:05:36



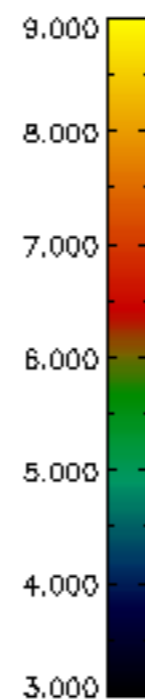
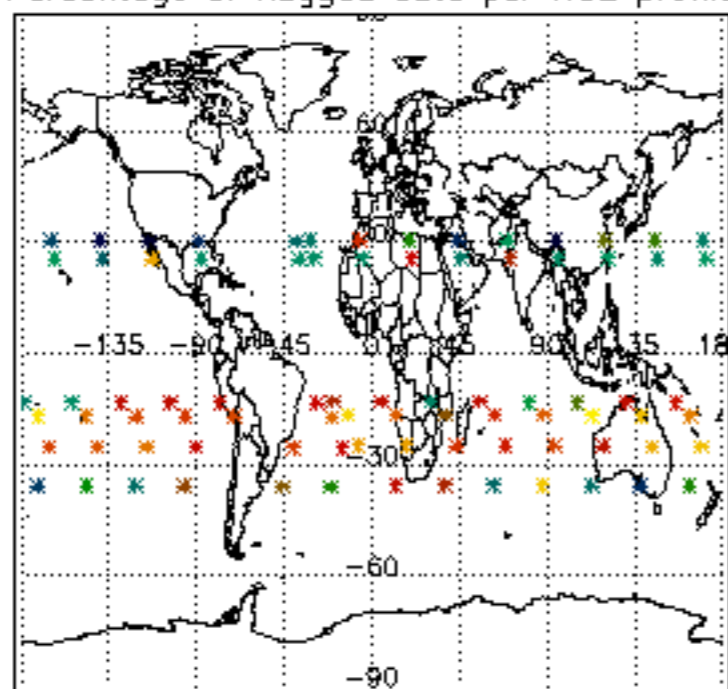
Percentage of flagged data per D3 profile



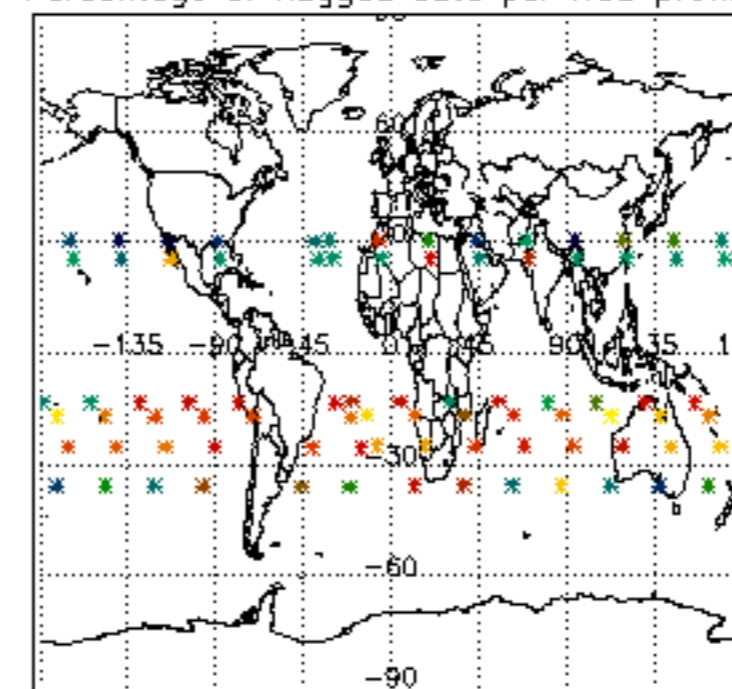
Percentage of flagged data per H2O profile

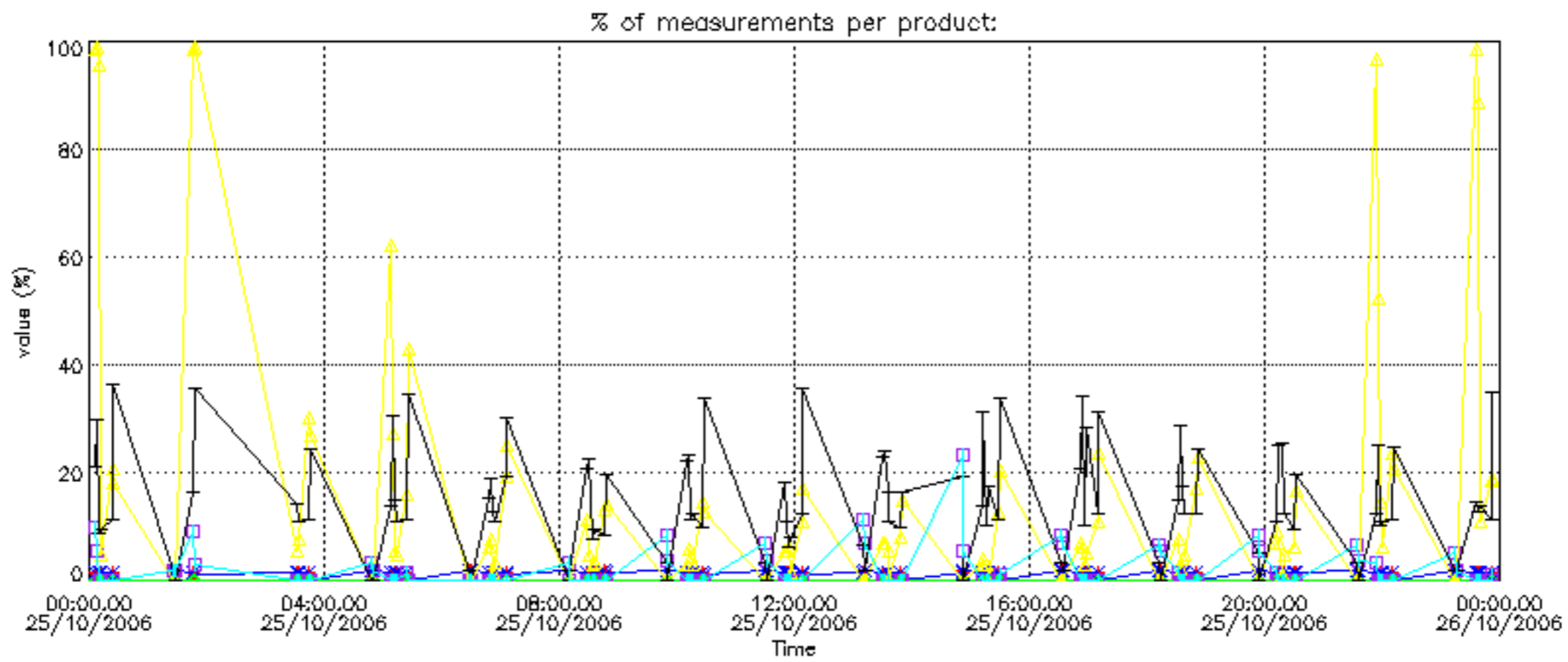


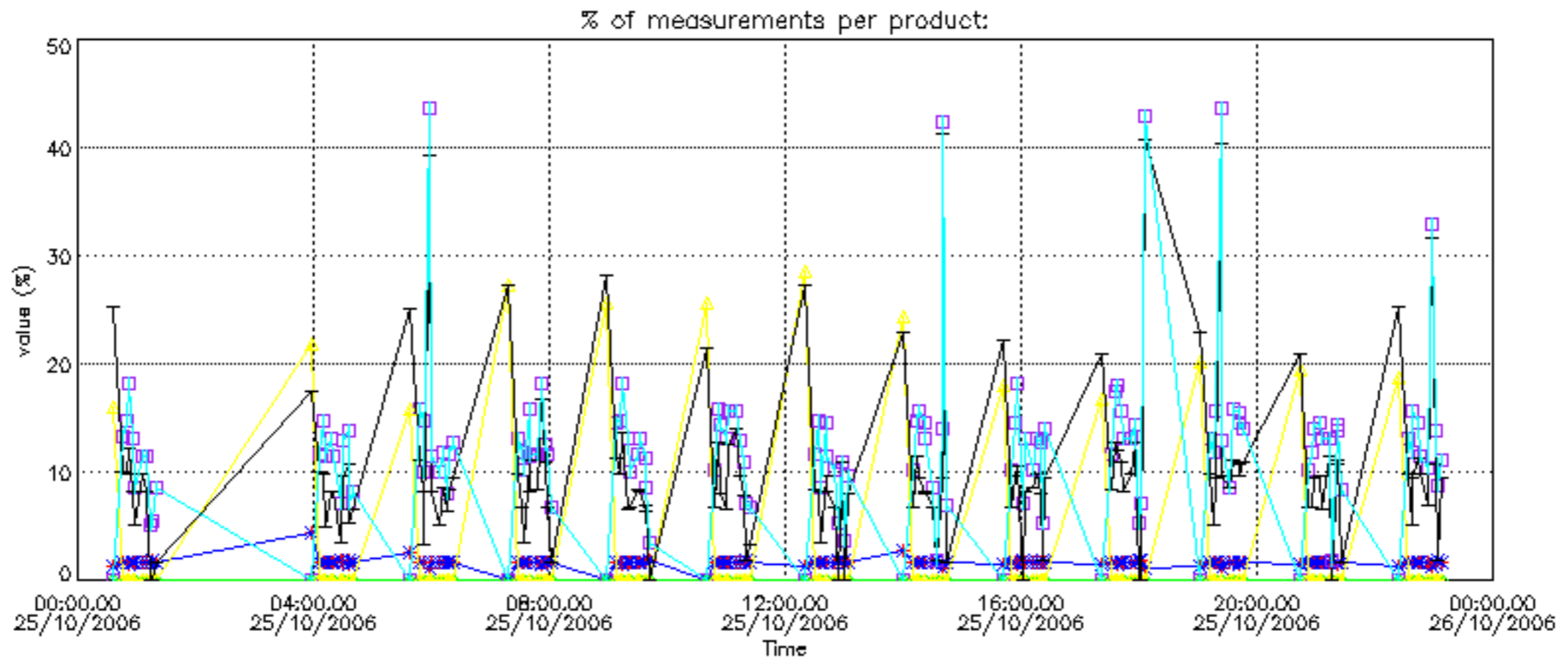
Percentage of flagged data per NO2 profile



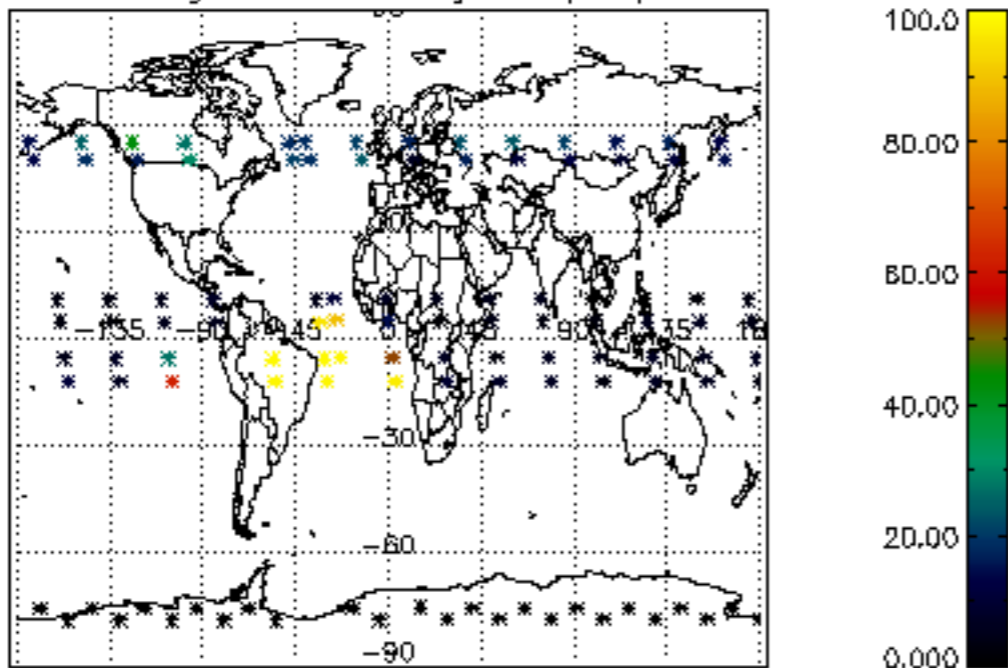
Percentage of flagged data per NO3 profile



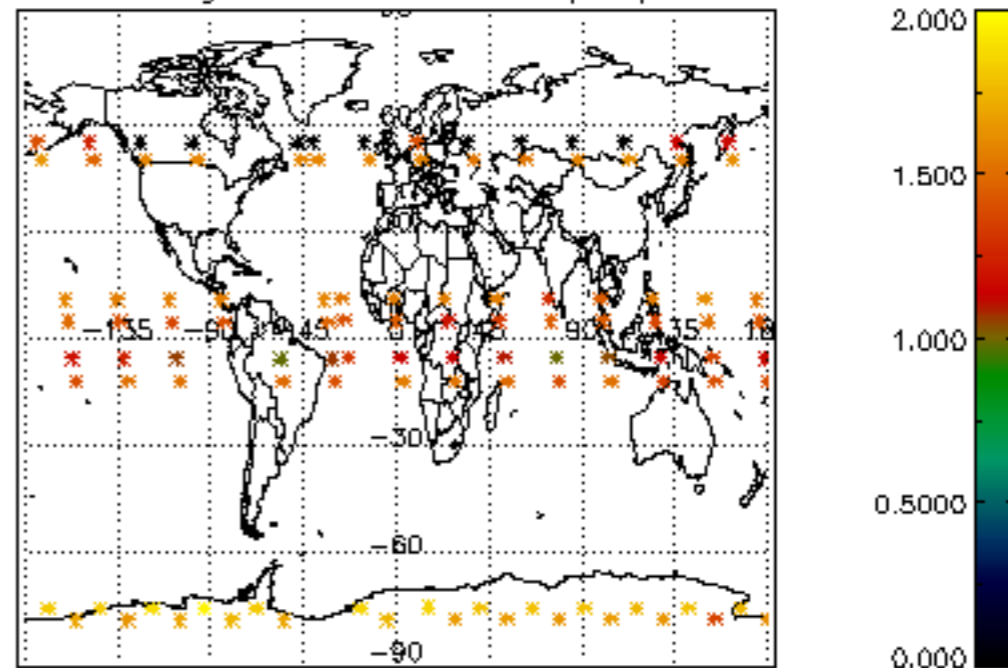




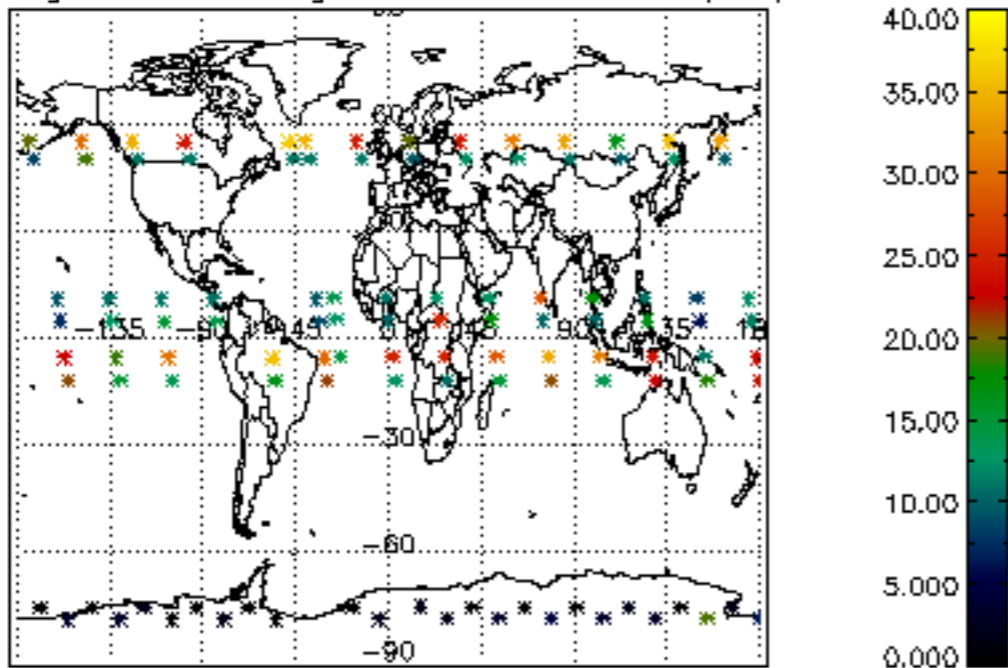
Percentage of cosmic ray hits per profile



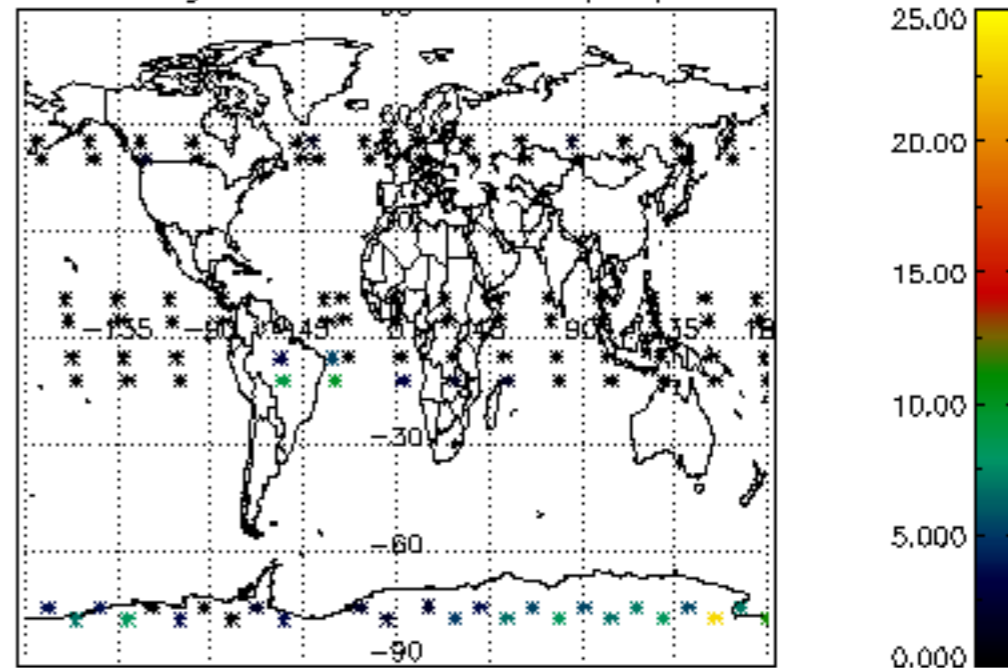
Percentage of datation errors per profile



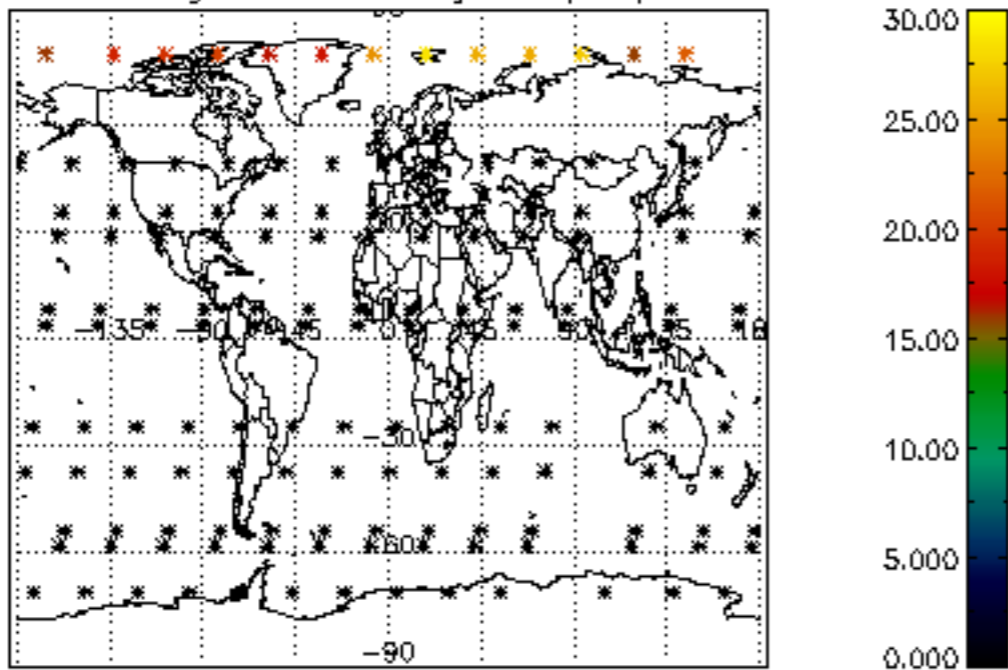
Percentage of star falling outside central band per profile



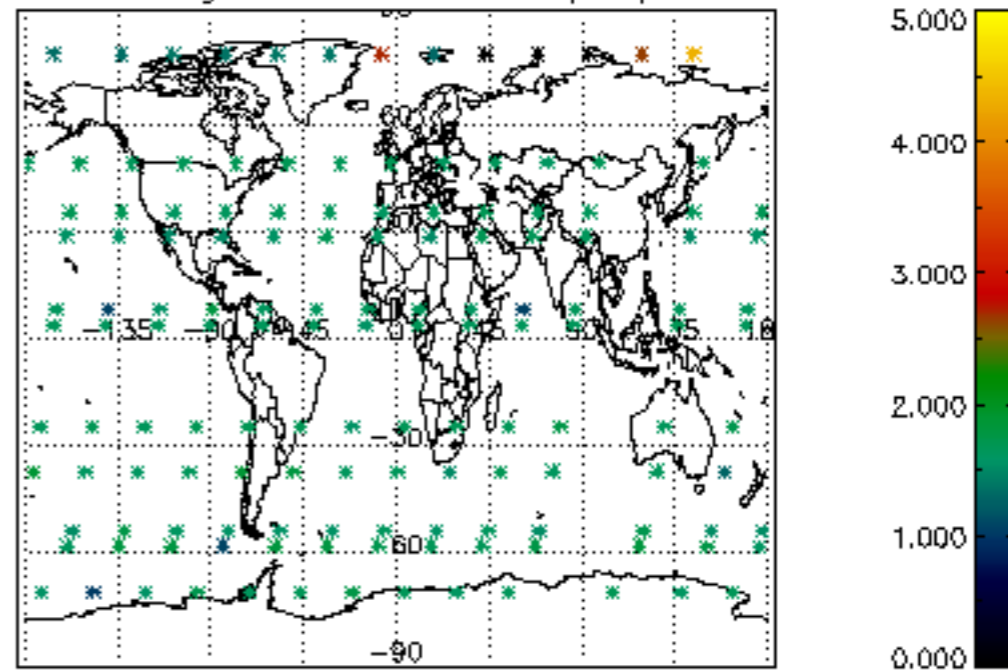
Percentage of saturation errors per profile



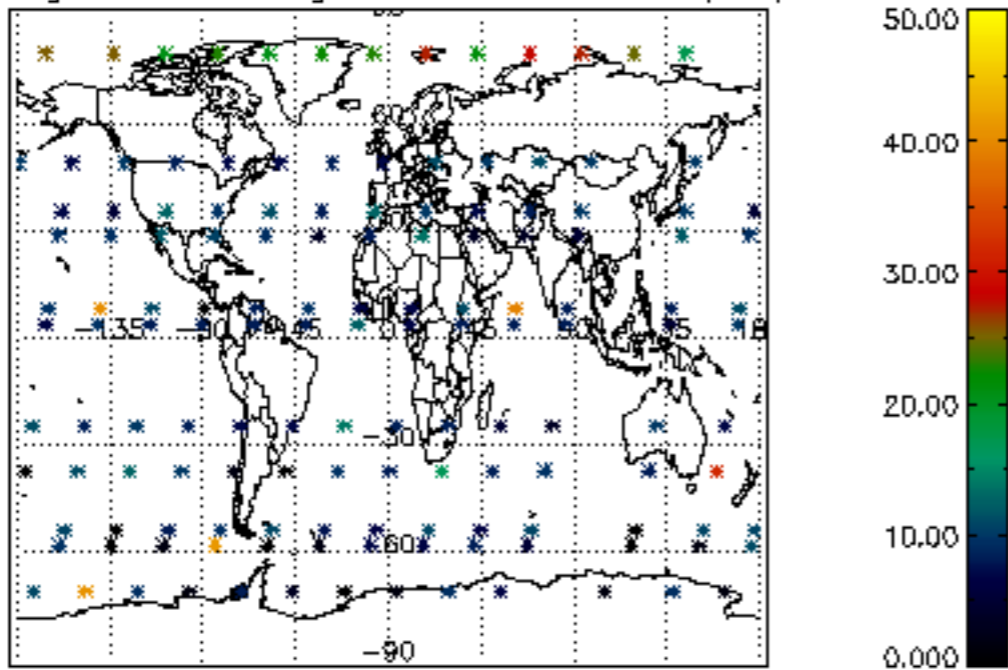
Percentage of cosmic ray hits per profile



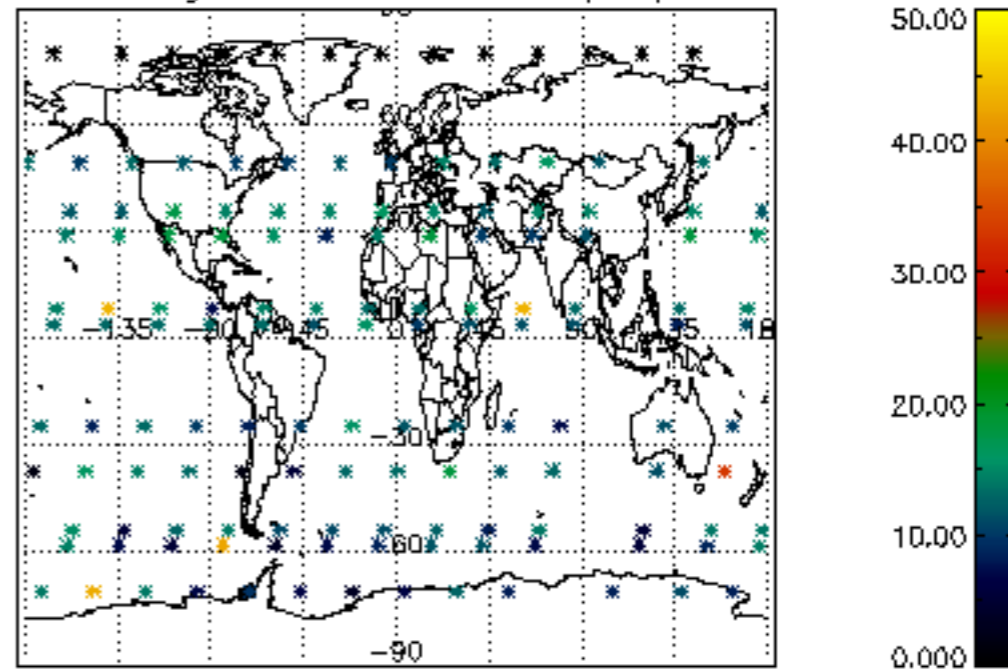
Percentage of datation errors per profile

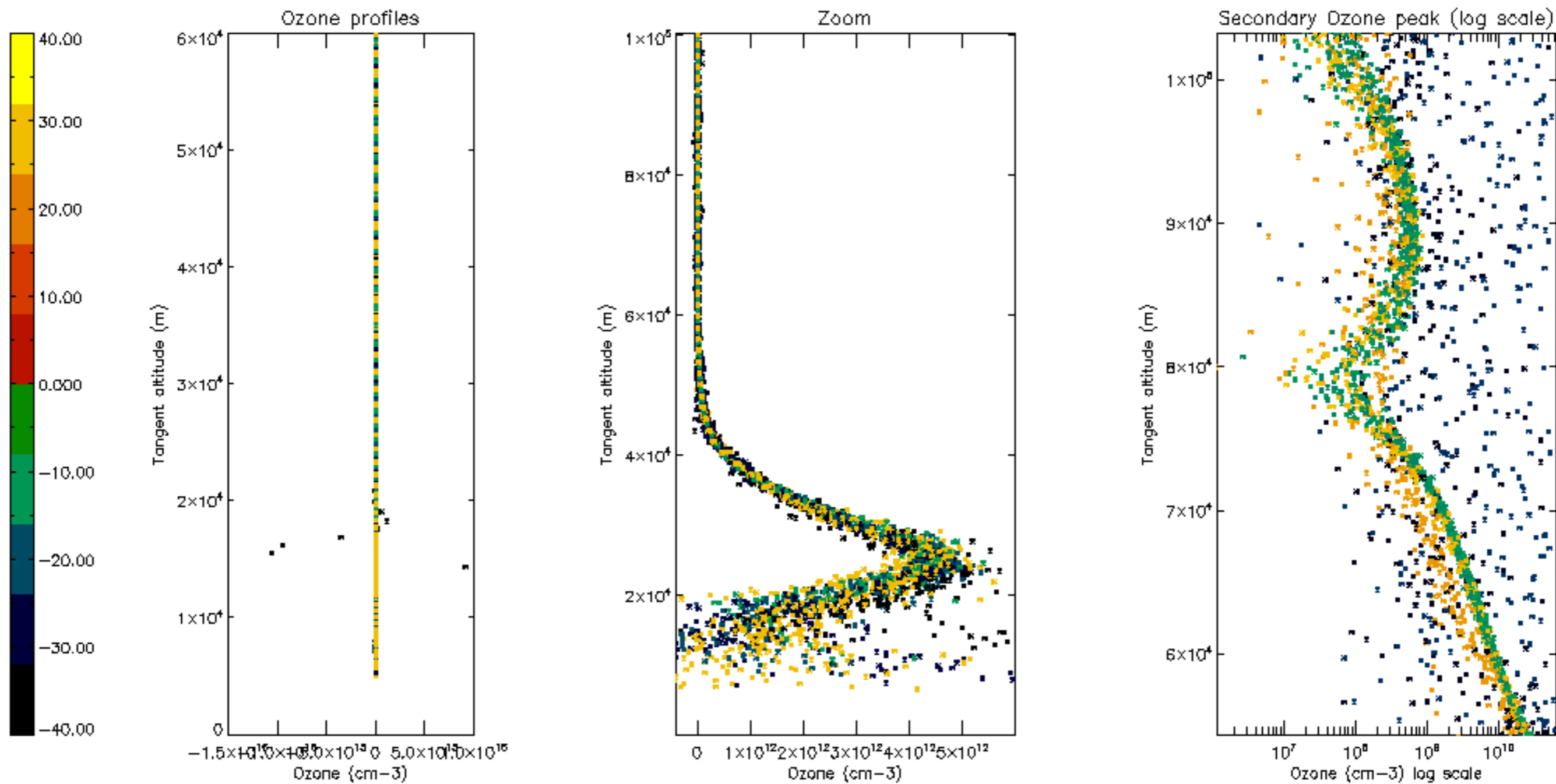


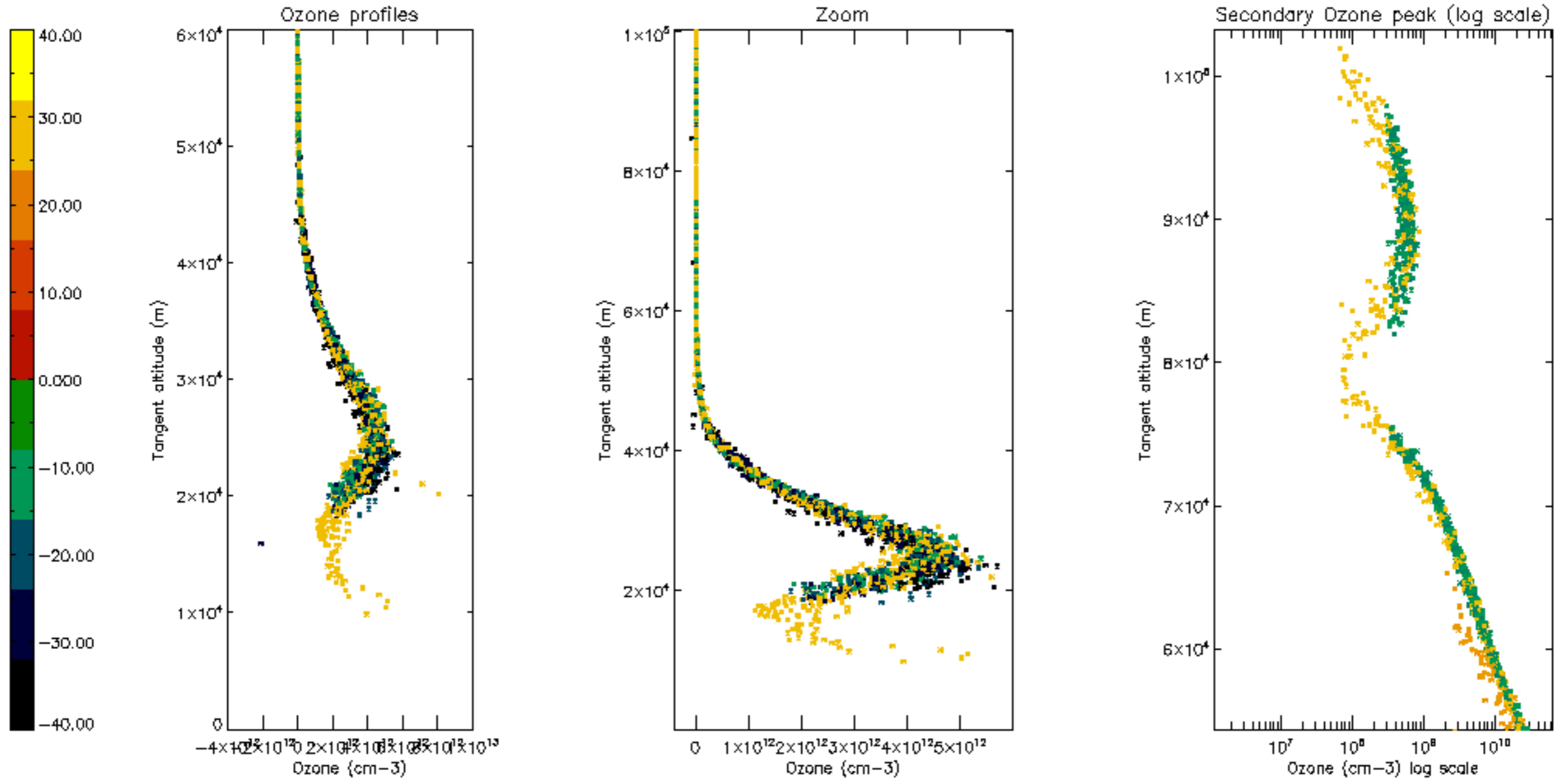
Percentage of star falling outside central band per profile

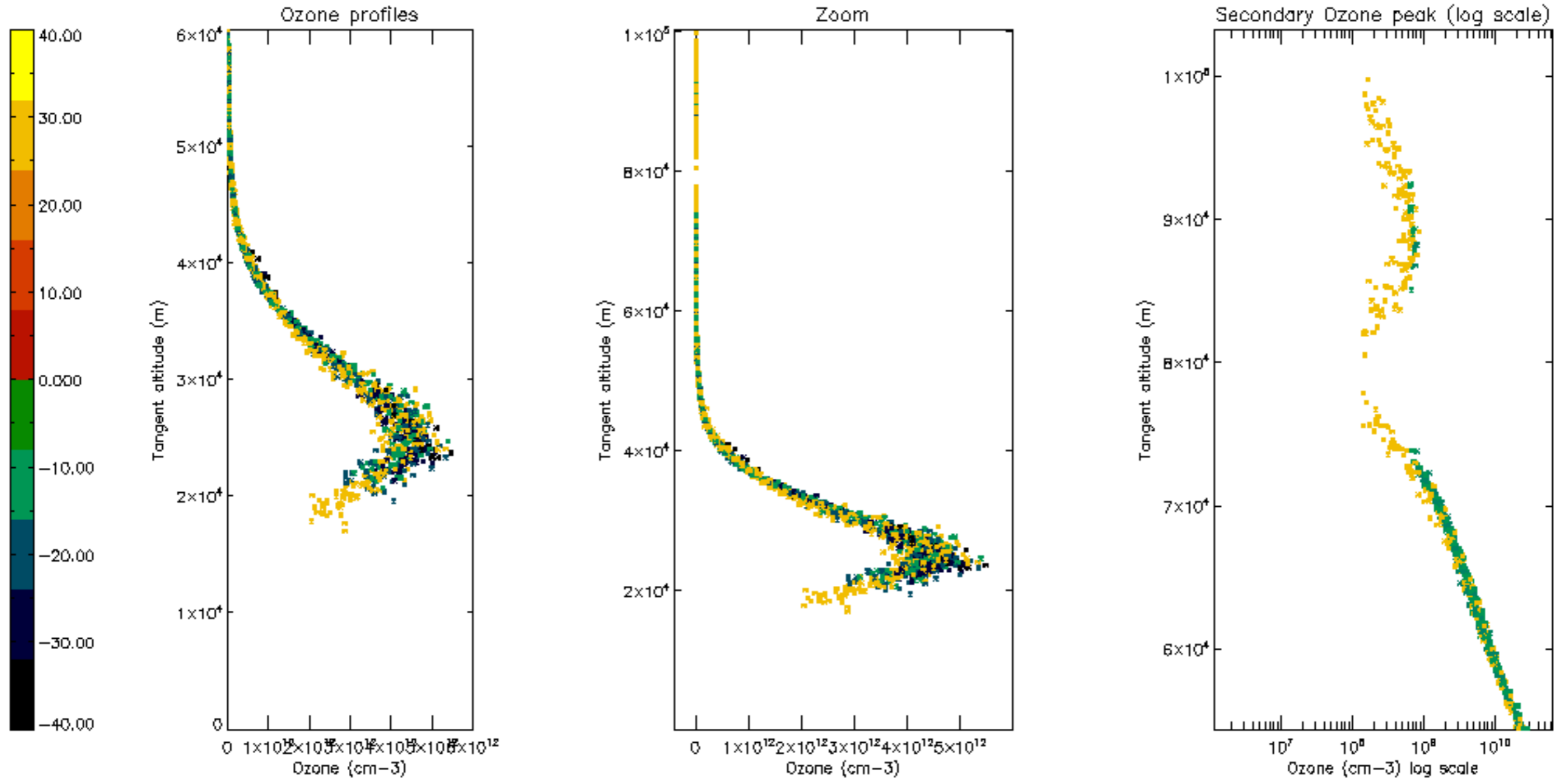


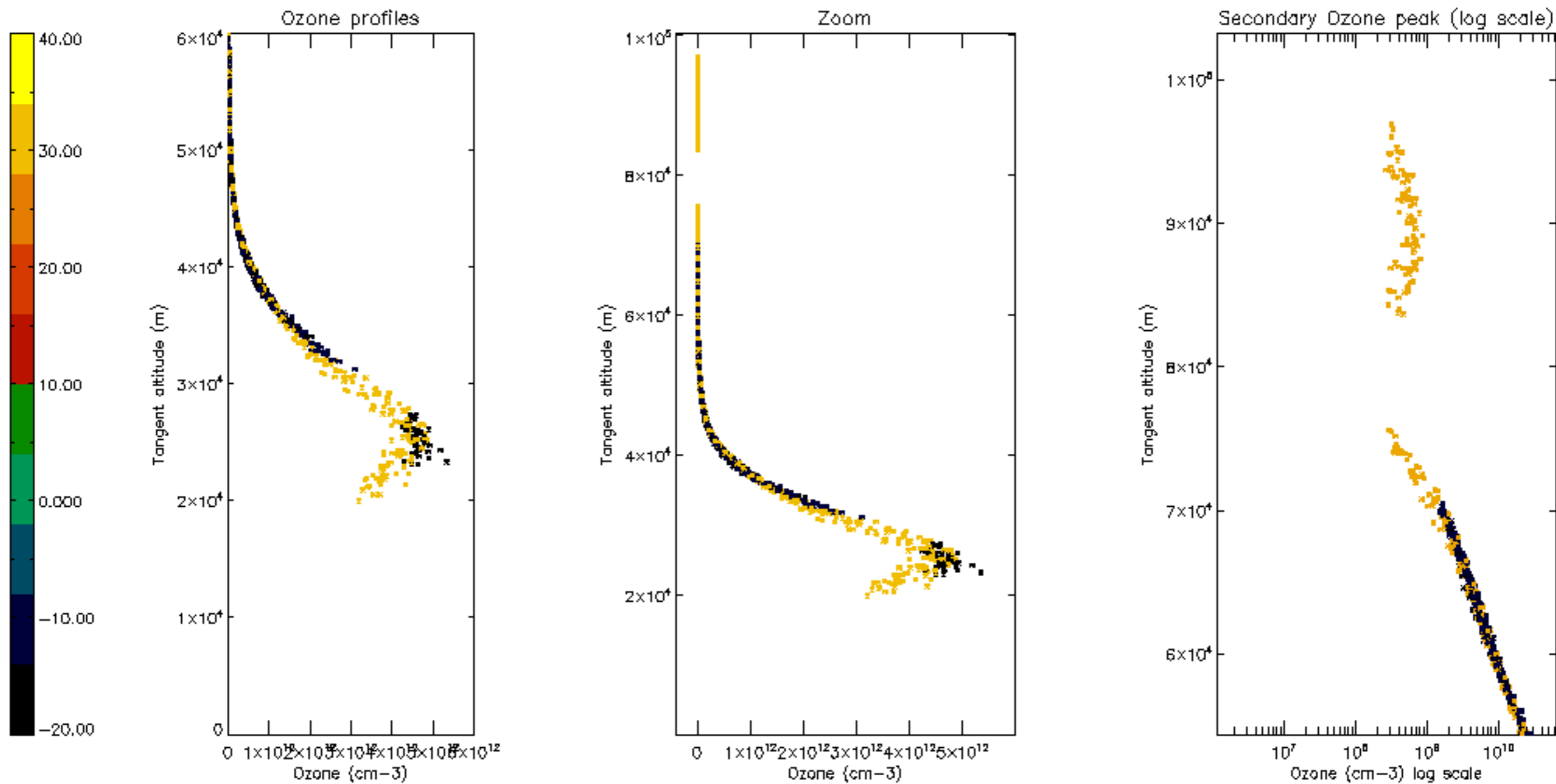
Percentage of saturation errors per profile

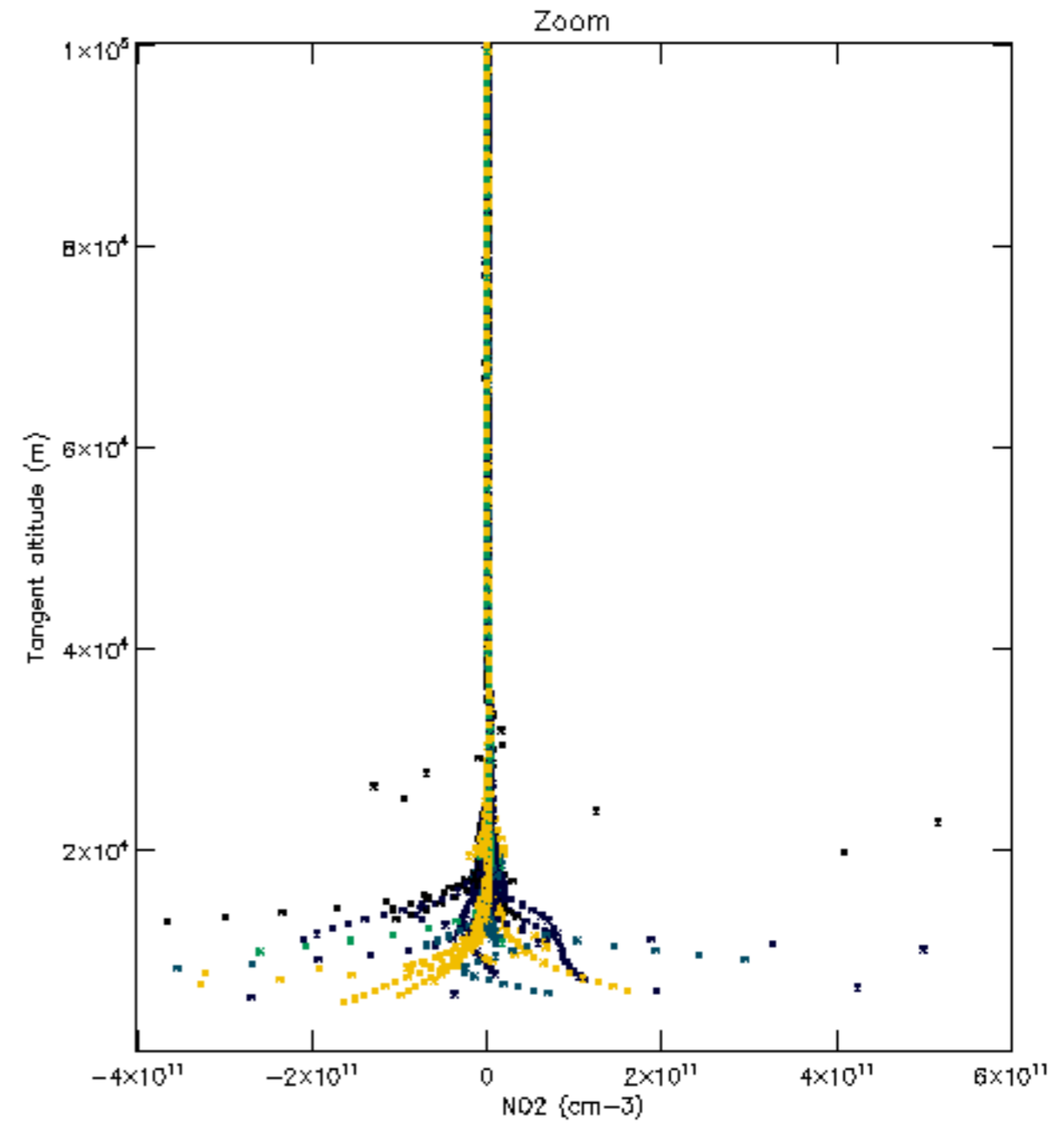
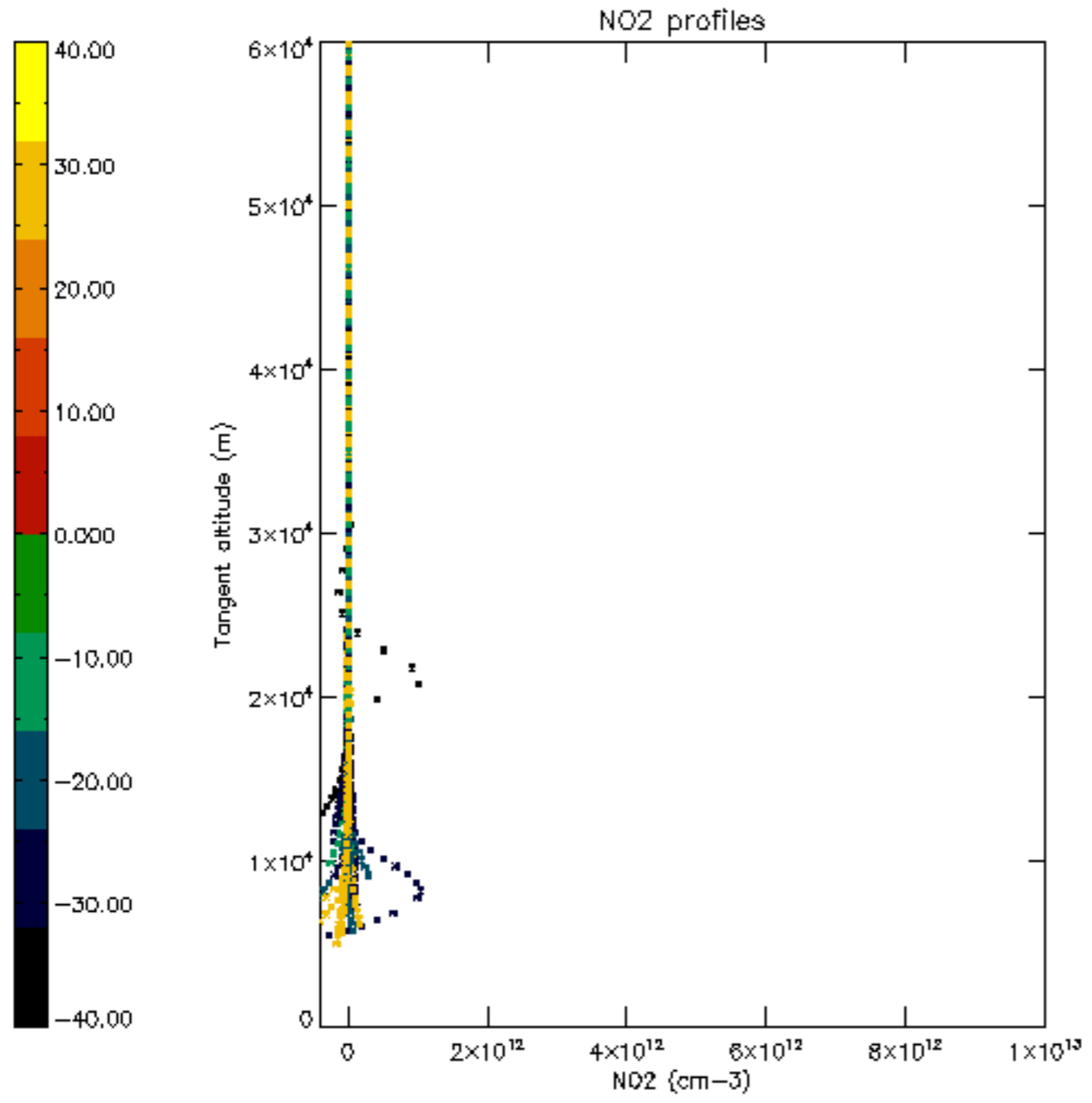


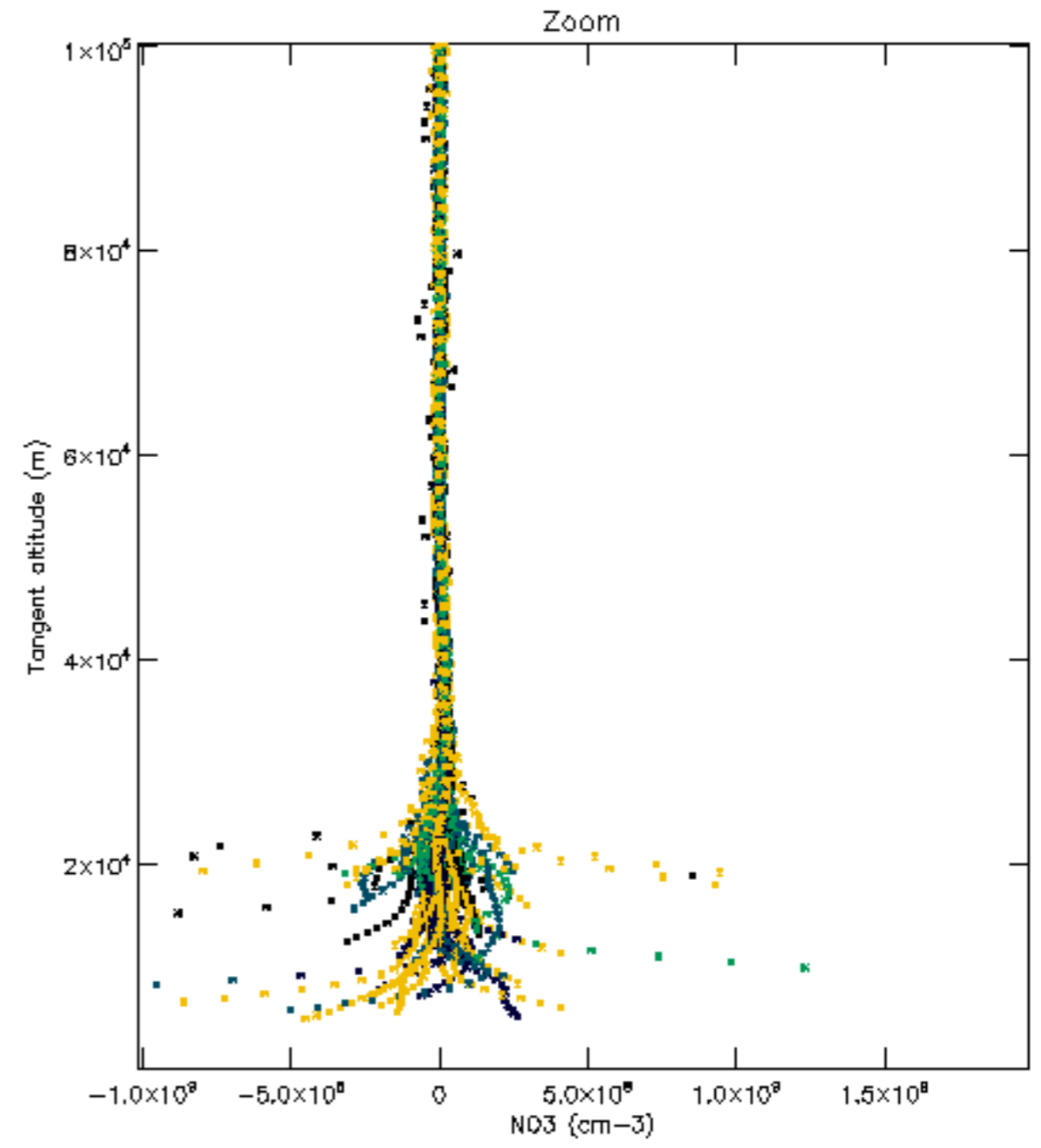
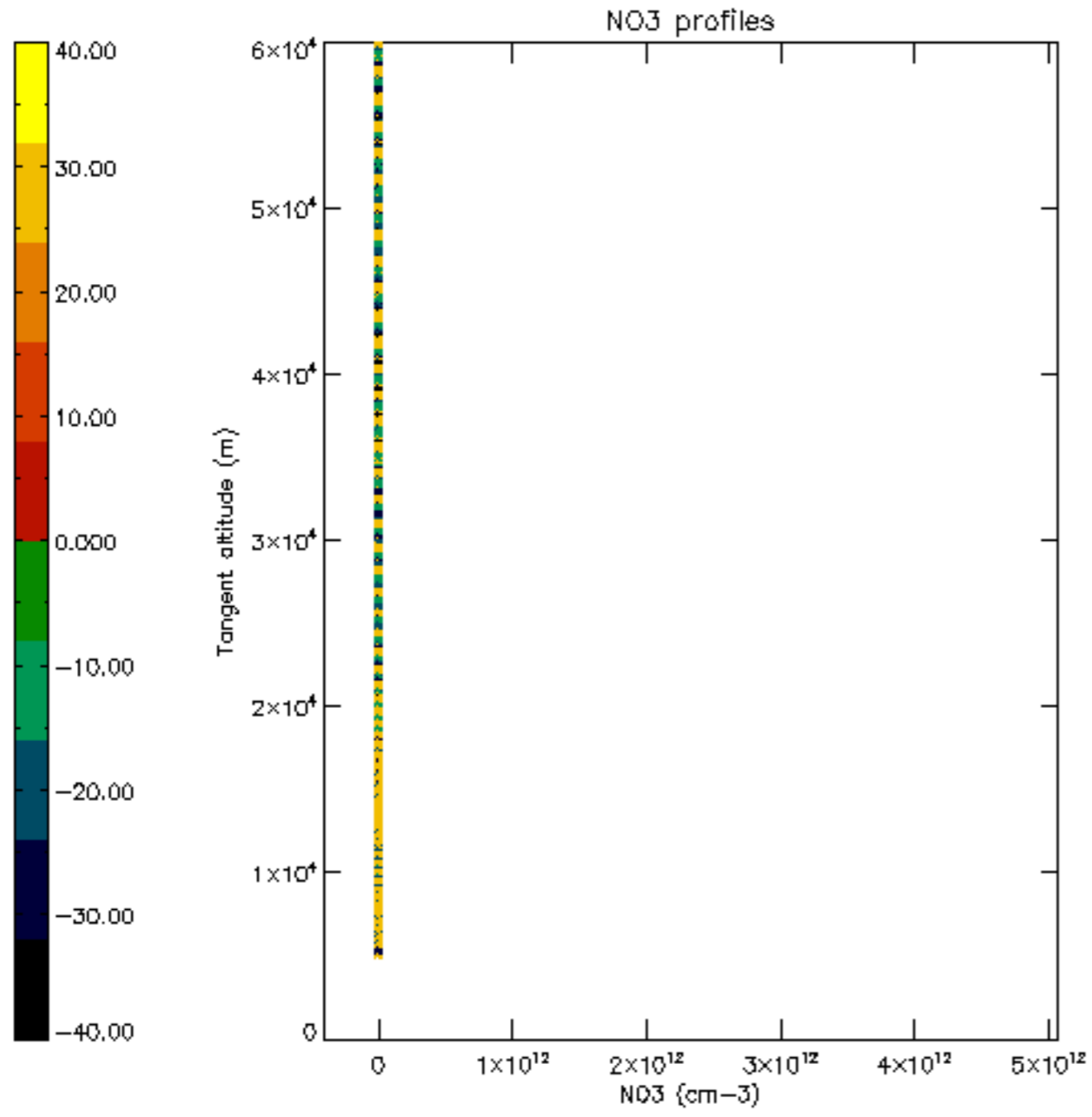


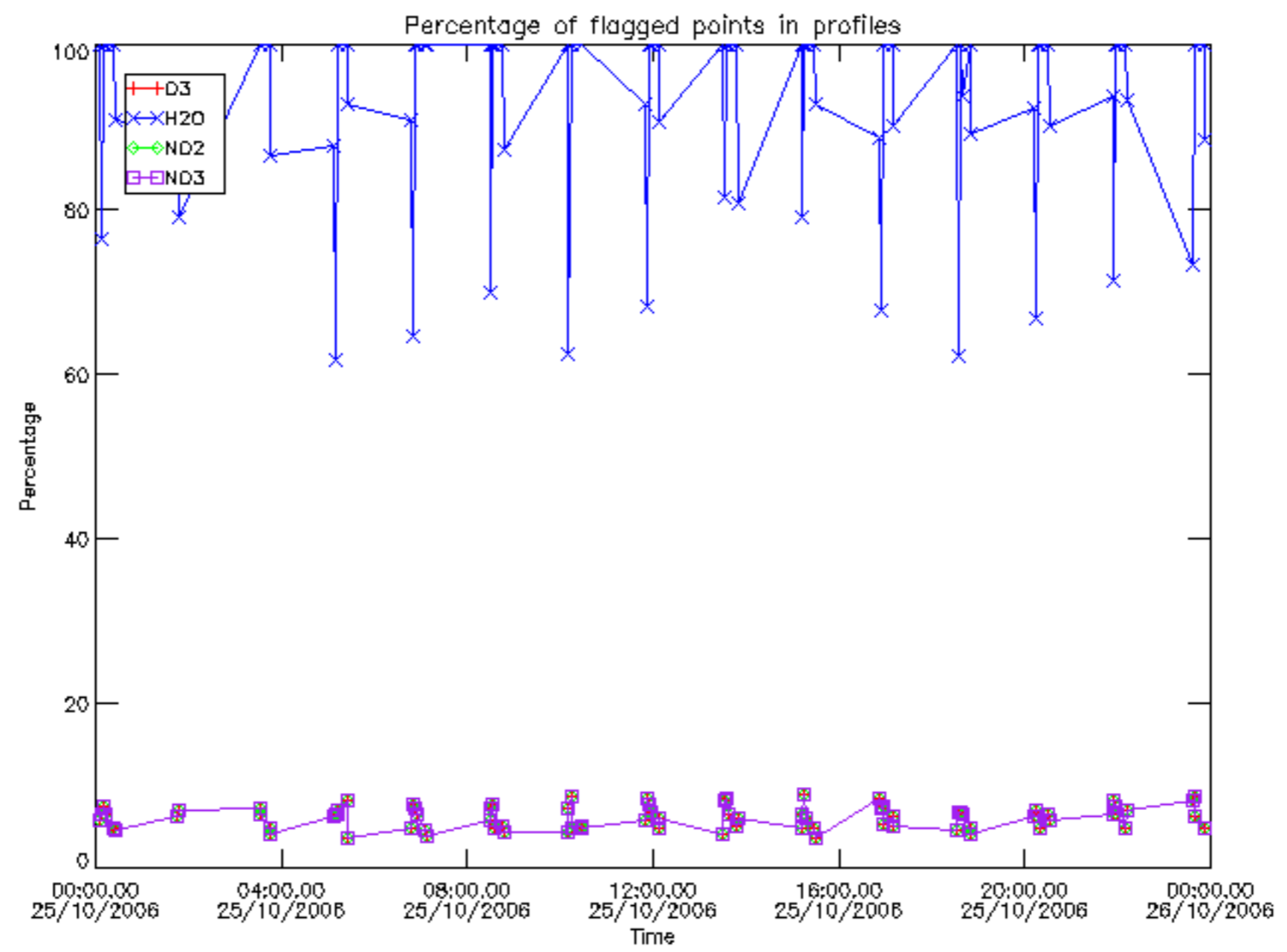




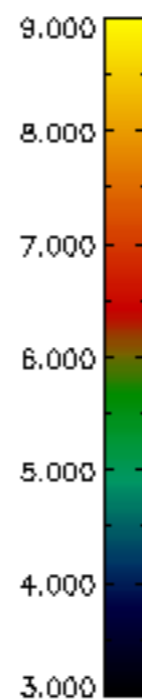
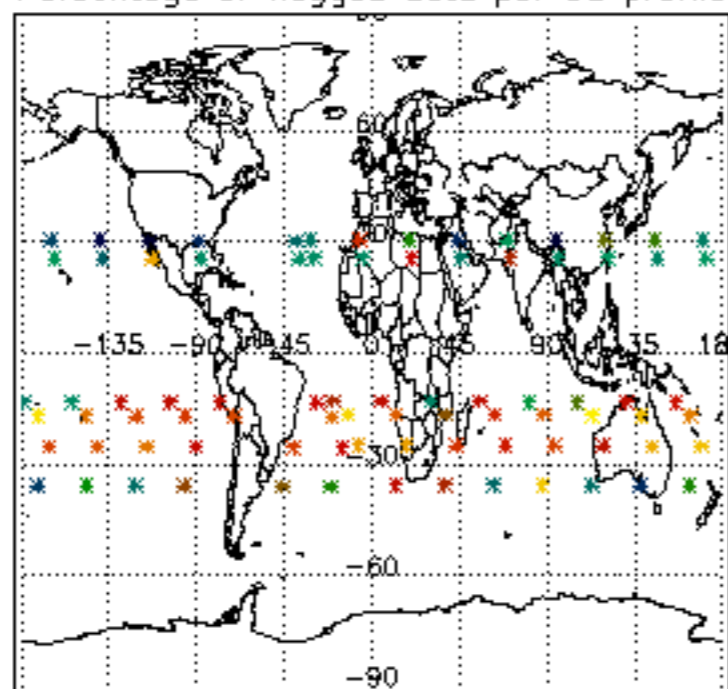




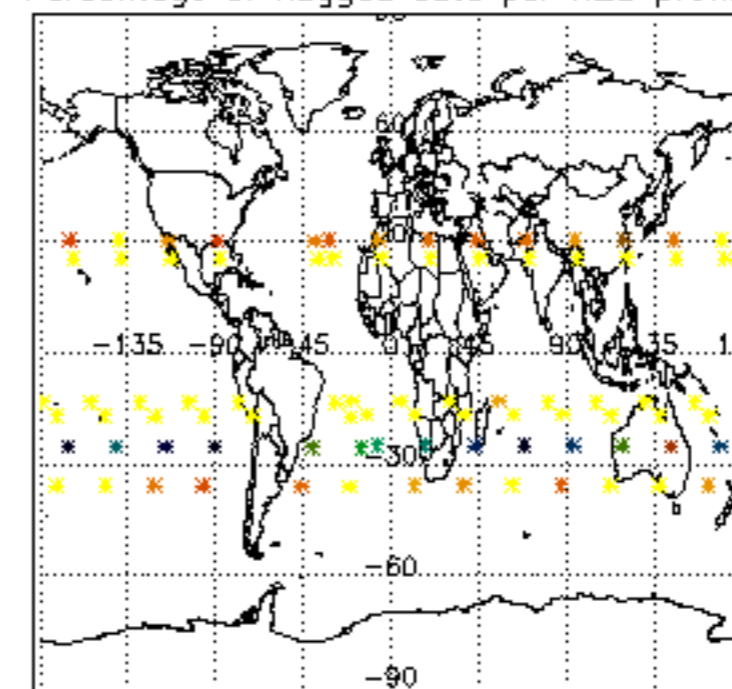




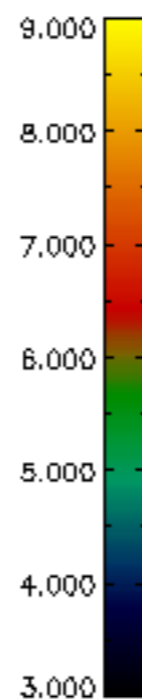
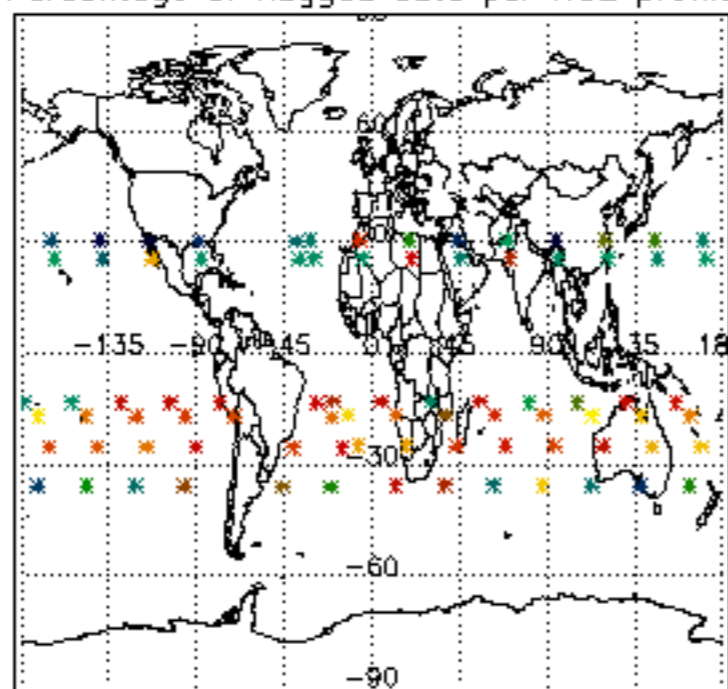
Percentage of flagged data per D3 profile



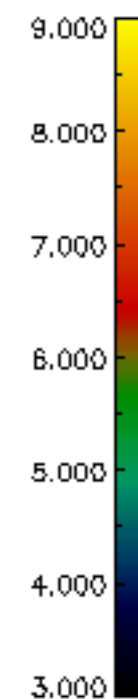
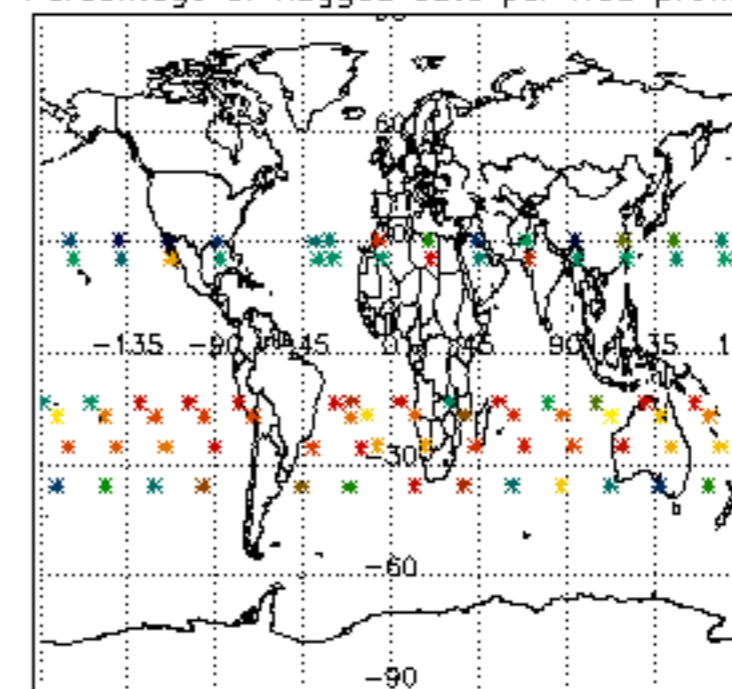
Percentage of flagged data per H2O profile

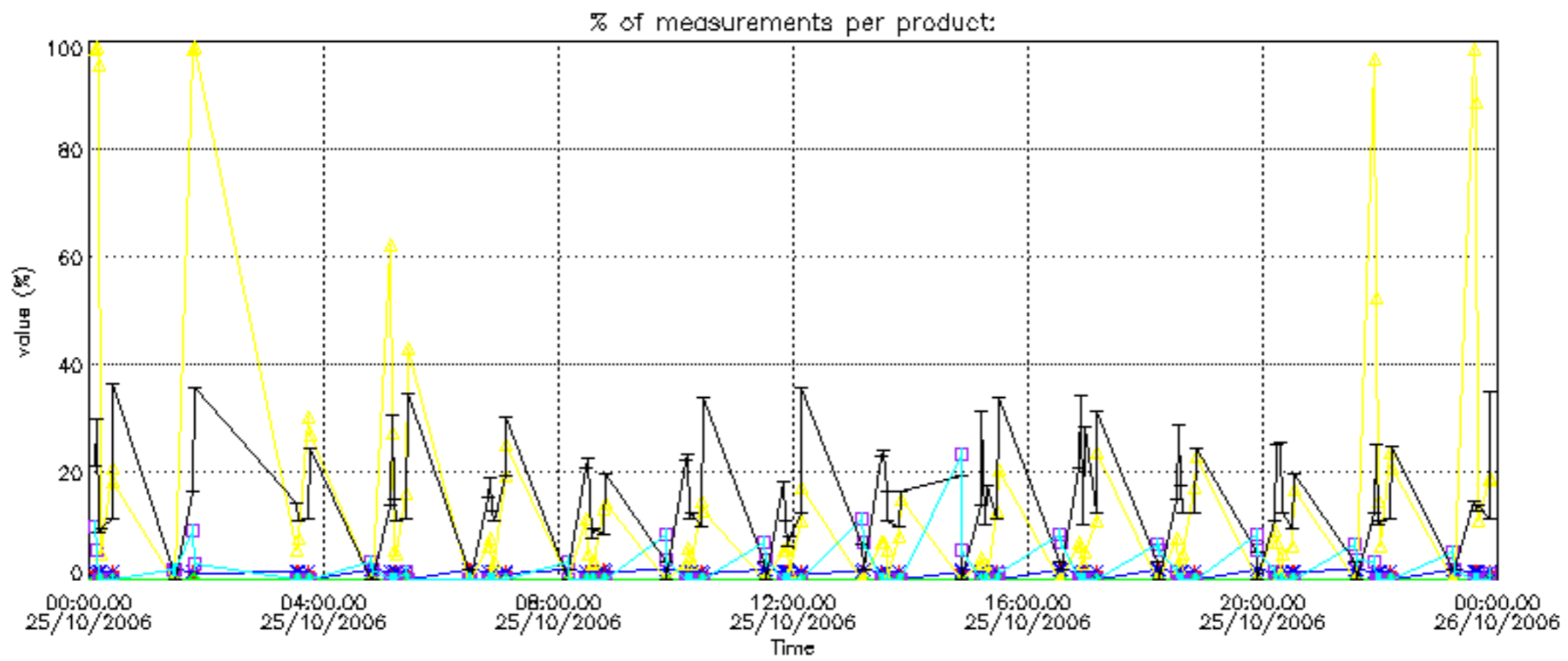


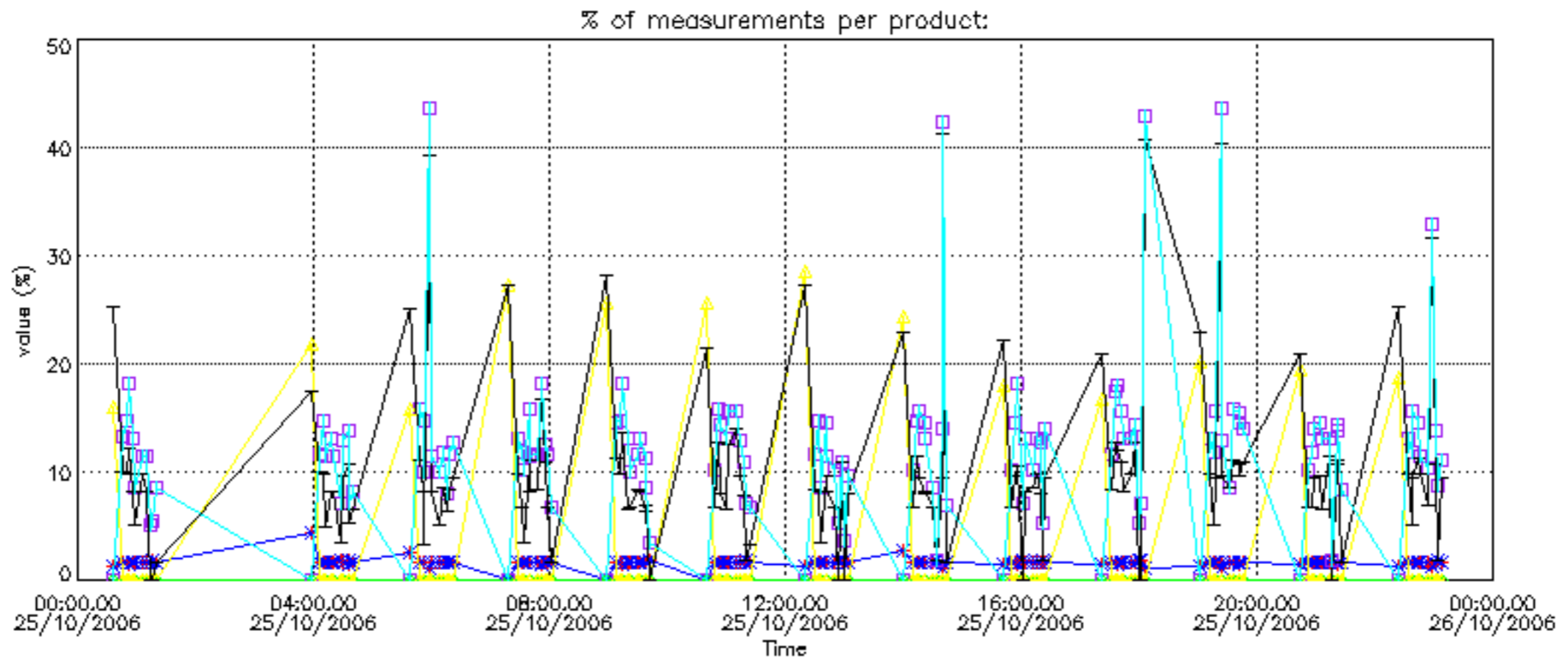
Percentage of flagged data per NO2 profile



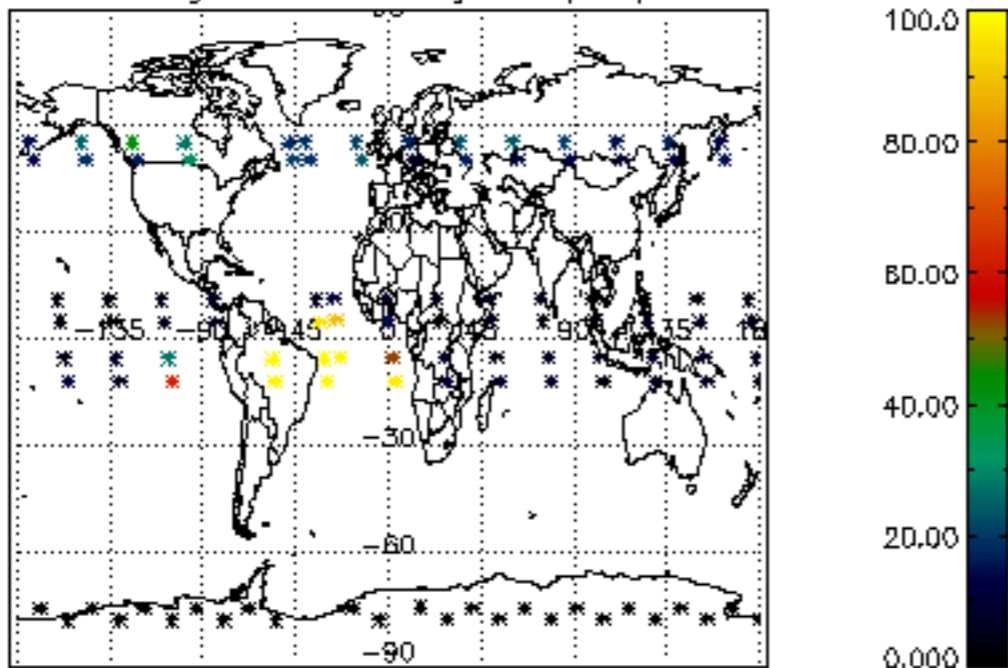
Percentage of flagged data per NO3 profile



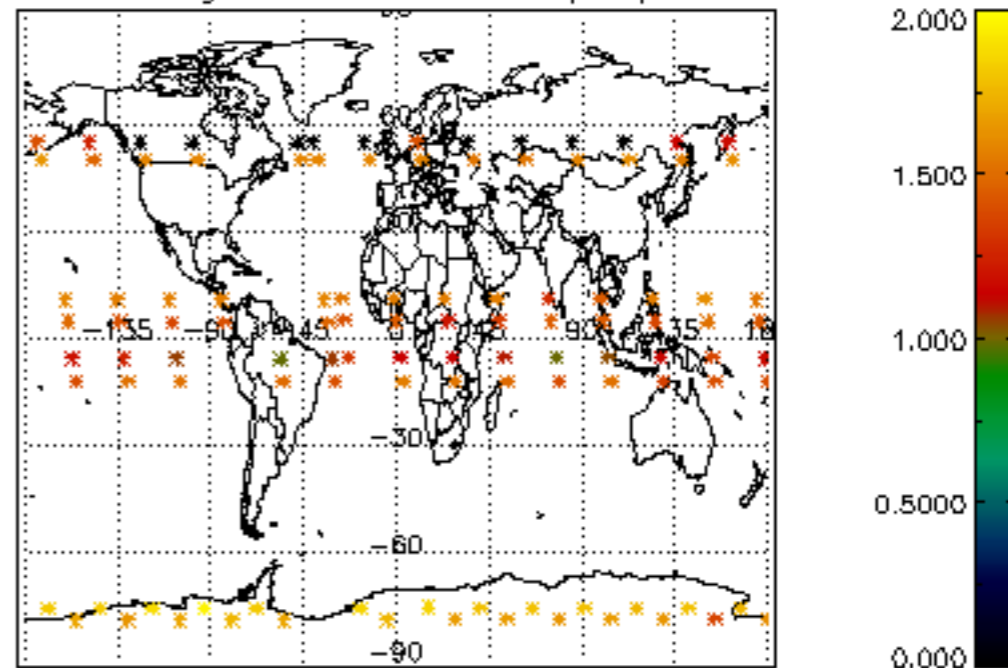




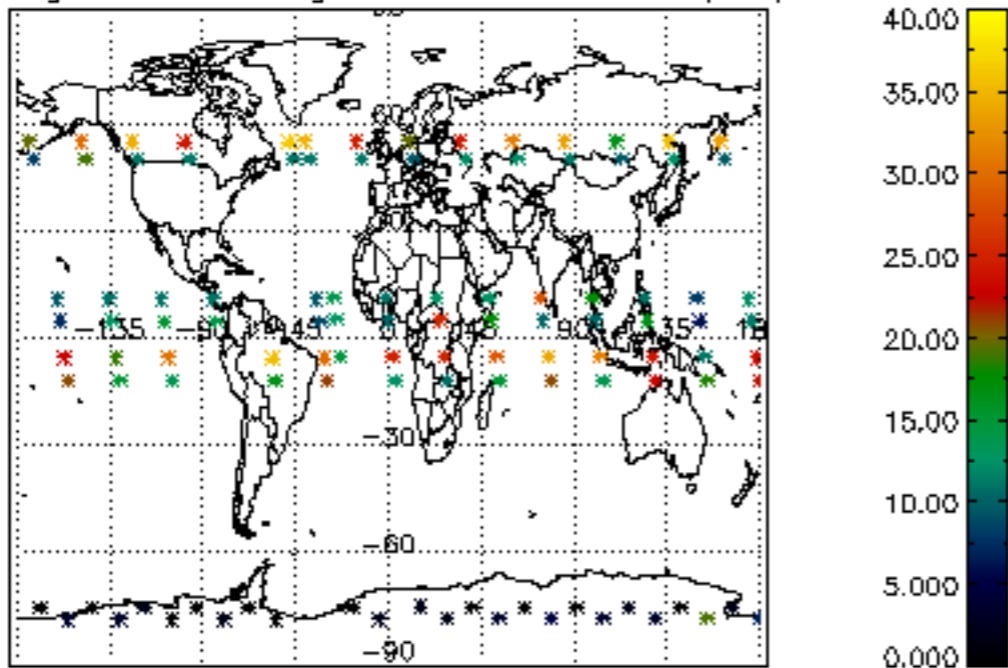
Percentage of cosmic ray hits per profile



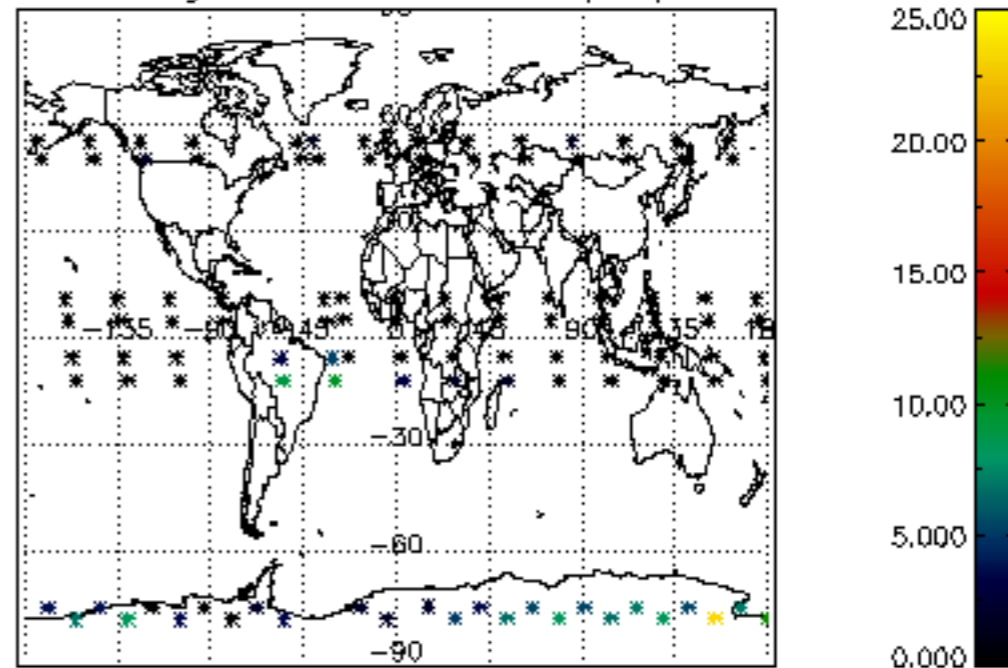
Percentage of datation errors per profile



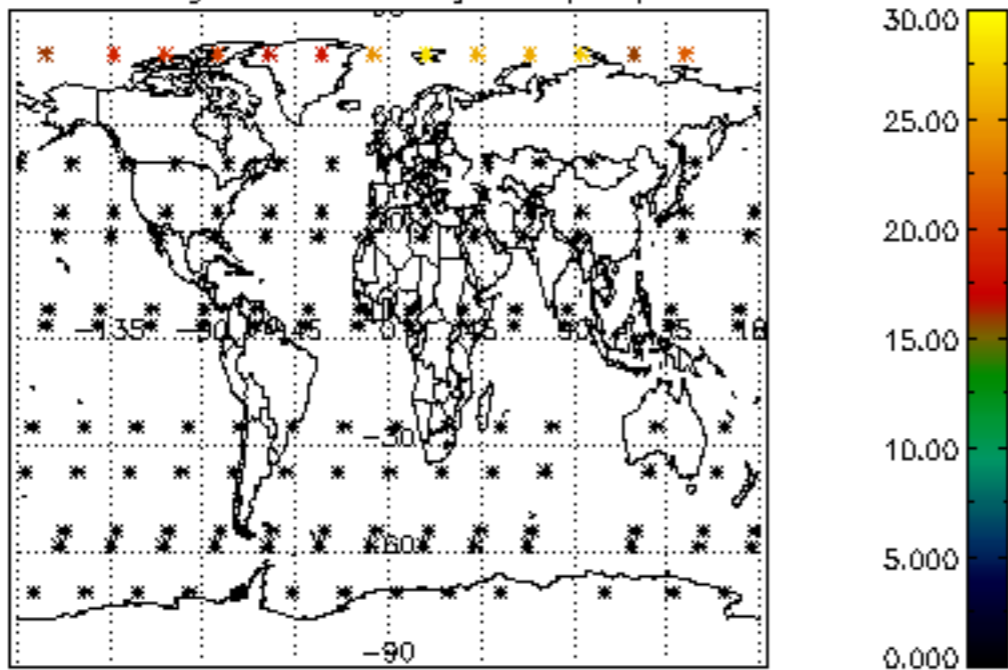
Percentage of star falling outside central band per profile



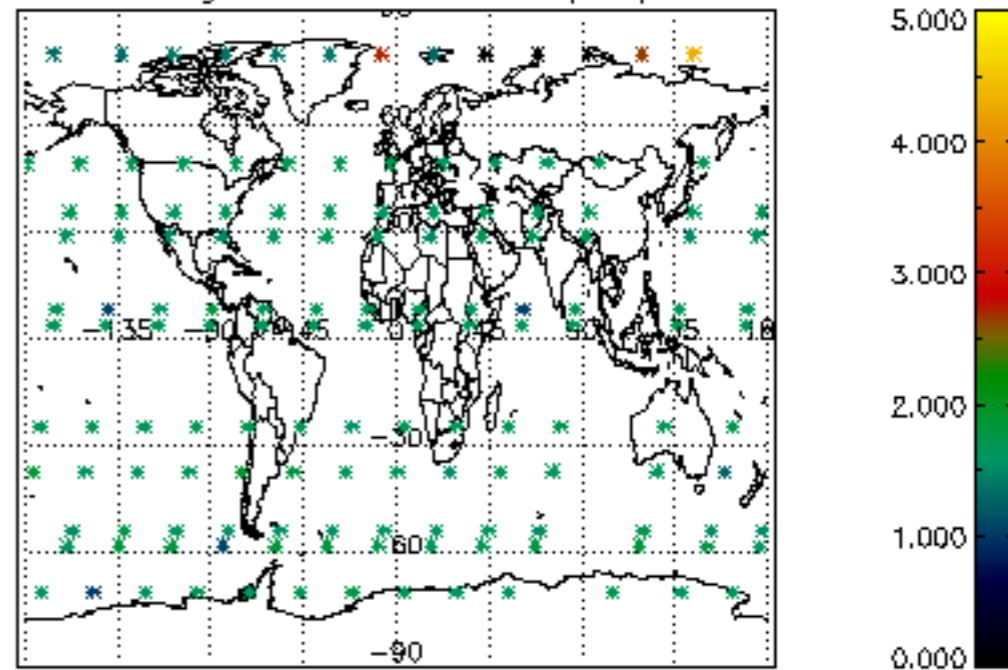
Percentage of saturation errors per profile



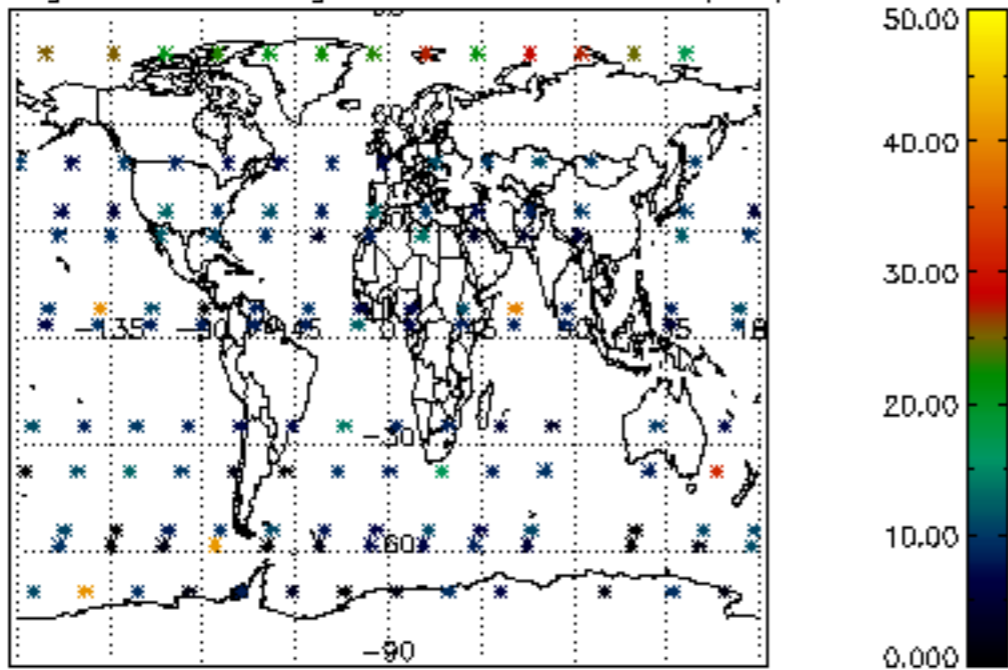
Percentage of cosmic ray hits per profile



Percentage of datation errors per profile



Percentage of star falling outside central band per profile



Percentage of saturation errors per profile

