

GOMOS Level 2 Daily Report

SUMMARY

[1. General Info](#)

[2. Summary of processed GOM_NL_2P products](#)

[3. Level 2 Quality information per product](#)

[3.1 Plot of level 2 quality information per product \(time dependant\)](#)

[3.2 Plot of level 2 quality information per product \(world map\)](#)

[4. Level 1 Quality information per product \(stored on level 2 products\)](#)

[4.1 Plot of level 1 quality information per product \(time dependant\)](#)

[4.1.1 Plot of level 1 quality information per product \(time dependant\): ASCENDING](#)

[4.1.2 Plot of level 1 quality information per product \(time dependant\): DESCENDING](#)

[4.2 Plot of level 1 quality information per product \(world map\)](#)

[4.2.1 Plot of level 1 quality information per product \(world map\): ASCENDING](#)

[4.2.2 Plot of level 1 quality information per product \(world map\): DESCENDING](#)

[5. Ozone profiles based on quality statistics and other trace gas profiles](#)

[5.1 Ozone statistics based on quality of products](#)

[5.2 Plot ozone profiles for all STD \(dark without errors\)](#)

[5.3 Plot ozone profiles where STD < 20% \(dark without errors\)](#)

[5.4. Plot ozone profiles where STD < 10% \(dark without errors\)](#)

[5.5. Plot ozone profiles where STD < 5% \(dark without errors\)](#)

[5.6 Plot NO2 profiles for all STD \(dark without errors\)](#)

[5.7 Plot NO3 profiles for all STD \(dark without errors\)](#)

[5.8 Plot H2O profiles \(only for occultations of stars 1,2,3,4,13,14,16,26,63 dark without errors\) for all STD](#)

[6. Auxiliary Data Files used for the production reported in section 2](#)

This report presents the daily analysis on parameters extracted from GOMOS level 2 data (GOM_NL__2P). It is intended to monitor some important parameters that will impact the quality of these products. A list of level 2 products (and content) that have arrived during the reporting day to the PCF is also given.

Item	Value
Time of report generation	24APR2013 05:13:20
Data source version	GOMOS/6.01
Start time of products	23-10-2006 (23OCT2006 00:00:00)
Stop time of products	24-10-2006 (24OCT2006 00:00:00)
Store outputs in DB	Yes
Nb of level 2 prods	236
Nb of prods with errors	0

2. Summary of processed GOM_NL__2P products.

Nr	Filename	UTC Start time	Limb	Duration	Star Id	Star Name	Star Mag	Star Temp	Nb Meas	Orbit	Prod. error
1	GOM_NL__2PRFIN20061023_000757_000000292052_00188_24290_3103.N1	23-OCT-2006 00:07:57	Bright	29.000	140	88Gam Peg	2.8340	26000.	58	24290	No
2	GOM_NL__2PRFIN20061023_001151_000000312052_00188_24290_3104.N1	23-OCT-2006 00:11:51	Bright	31.000	58	21Alp And	2.0730	11000.	62	24290	No
3	GOM_NL__2PRFIN20061023_001354_000000342052_00188_24290_3105.N1	23-OCT-2006 00:13:54	Bright	33.500	53	43Bet And	2.0480	3300.0	67	24290	No
4	GOM_NL__2PRFIN20061023_001937_000000282052_00188_24290_3106.N1	23-OCT-2006 00:19:37	Bright	27.500	68	18Alp Cas	2.2250	4500.0	55	24290	No
5	GOM_NL__2PRFIN20061023_002055_000000302052_00188_24290_3107.N1	23-OCT-2006 00:20:55	Bright	30.000	76	27Gam Cas	2.3000	30000.	60	24290	No
6	GOM_NL__2PRFIN20061023_002849_000000282052_00188_24290_3108.N1	23-OCT-2006 00:28:49	Bright	28.000	49	1Alp UMi	1.9900	6300.0	56	24290	No
7	GOM_NL__2PRFIN20061023_003212_000000432052_00188_24290_3109.N1	23-OCT-2006 00:32:12	Bright	43.000	60	7Bet UMi	2.0810	3950.0	86	24290	No
8	GOM_NL__2PRFIN20061023_003704_000000302052_00188_24290_3110.N1	23-OCT-2006 00:37:04	Bright	30.000	36	50Alp UMa	1.8000	6300.0	60	24290	No
9	GOM_NL__2PRFIN20061023_003839_000000452052_00188_24290_3111.N1	23-OCT-2006 00:38:39	Bright	45.000	82	48Bet UMa	2.3650	10600.	90	24290	No
10	GOM_NL__2PRFIN20061023_004209_000000322052_00188_24290_3112.N1	23-OCT-2006 00:42:09	Bright	31.500	174	52Psi UMa	3.0040	4400.0	63	24290	No
11	GOM_NL__2PRFIN20061023_004907_000000302052_00188_24290_3113.N1	23-OCT-2006 00:49:07	Bright	29.500	96	68Del Leo	2.5600	9300.0	59	24290	No
12	GOM_NL__2PRFIN20061023_010842_000000322052_00188_24290_3114.N1	23-OCT-2006 01:08:42	Dark	31.500	113	Mu Vel	2.6920	5000.0	63	24290	No
13	GOM_NL__2PRFIN20061023_011017_000000372052_00188_24290_3115.N1	23-OCT-2006 01:10:17	Dark	37.000	65	Lam Vel	2.2040	4400.0	74	24290	No
14	GOM_NL__2PRFIN20061023_011313_000000342052_00189_24291_3251.N1	23-OCT-2006 01:13:13	Dark	34.000	46	Del Vel	1.9540	10600.	68	24291	No
15	GOM_NL__2PRFIN20061023_011509_000000332052_00189_24291_3252.N1	23-OCT-2006 01:15:09	Dark	33.000	29	Bet Car	1.6720	10200.	66	24291	No
16	GOM_NL__2PRFIN20061023_012611_000000322052_00189_24291_3253.N1	23-OCT-2006 01:26:11	Dark	31.500	143	Alp Hyi	2.8570	7200.0	63	24291	No
17	GOM_NL__2PRFIN20061023_012736_000000442052_00189_24291_3254.N1	23-OCT-2006 01:27:36	Dark	43.500	9	Alp Eri	0.45300	24000.	87	24291	No
18	GOM_NL__2PRFIN20061023_013903_000000352052_00189_24291_3255.N1	23-OCT-2006 01:39:03	Straylight	35.000	52	16Bet Cet	2.0370	4500.0	70	24291	No
19	GOM_NL__2PRFIN20061023_014833_000000292052_00189_24291_3256.N1	23-OCT-2006 01:48:33	Bright	28.500	140	88Gam Peg	2.8340	26000.	57	24291	No
20	GOM_NL__2PRFIN20061023_015227_000000312052_00189_24291_3257.N1	23-OCT-2006 01:52:27	Bright	31.000	58	21Alp And	2.0730	11000.	62	24291	No
21	GOM_NL__2PRFIN20061023_015429_000000352052_00189_24291_3258.N1	23-OCT-2006 01:54:29	Bright	35.000	53	43Bet And	2.0480	3300.0	70	24291	No
22	GOM_NL__2PRFIN20061023_020013_000000312052_00189_24291_3259.N1	23-OCT-2006 02:00:13	Bright	30.500	68	18Alp Cas	2.2250	4500.0	61	24291	No
23	GOM_NL__2PRFIN20061023_020130_000000302052_00189_24291_3260.N1	23-OCT-2006 02:01:30	Bright	30.000	76	27Gam Cas	2.3000	30000.	60	24291	No
24	GOM_NL__2PRFIN20061023_020925_000000272052_00189_24291_3261.N1	23-OCT-2006 02:09:25	Bright	27.000	49	1Alp UMi	1.9900	6300.0	54	24291	No
25	GOM_NL__2PRFIN20061023_021248_000000312052_00189_24291_3262.N1	23-OCT-2006 02:12:48	Bright	31.000	60	7Bet UMi	2.0810	3950.0	62	24291	No
26	GOM_NL__2PRFIN20061023_021740_000000332052_00189_24291_3263.N1	23-OCT-2006 02:17:40	Bright	32.500	36	50Alp UMa	1.8000	6300.0	65	24291	No
27	GOM_NL__2PRFIN20061023_021915_000000322052_00189_24291_3264.N1	23-OCT-2006 02:19:15	Bright	31.500	82	48Bet UMa	2.3650	10600.	63	24291	No
28	GOM_NL__2PRFIN20061023_022245_000000312052_00189_24291_3265.N1	23-OCT-2006 02:22:45	Bright	30.500	174	52Psi UMa	3.0040	4400.0	61	24291	No
29	GOM_NL__2PRFIN20061023_022943_000000292052_00189_24291_3266.N1	23-OCT-2006 02:29:43	Bright	29.000	96	68Del Leo	2.5600	9300.0	58	24291	No
30	GOM_NL__2PRFIN20061023_024918_000000322052_00189_24291_3267.N1	23-OCT-2006 02:49:18	Dark	32.000	113	Mu Vel	2.6920	5000.0	64	24291	No
31	GOM_NL__2PRFIN20061023_025054_000000432052_00189_24291_3268.N1	23-OCT-2006 02:50:54	Dark	42.500	65	Lam Vel	2.2040	4400.0	85	24291	No
32	GOM_NL__2PRFIN20061023_025350_000000362052_00190_24292_3098.N1	23-OCT-2006 02:53:50	Dark	35.500	46	Del Vel	1.9540	10600.	71	24292	No
33	GOM_NL__2PRFIN20061023_025545_000000342052_00190_24292_3099.N1	23-OCT-2006 02:55:45	Dark	33.500	29	Bet Car	1.6720	10200.	67	24292	No
34	GOM_NL__2PRFIN20061023_030648_000000312052_00190_24292_3100.N1	23-OCT-2006 03:06:48	Dark	31.000	143	Alp Hyi	2.8570	7200.0	62	24292	No
35	GOM_NL__2PRFIN20061023_030813_000000382052_00190_24292_3101.N1	23-OCT-2006 03:08:13	Dark	38.000	9	Alp Eri	0.45300	24000.	76	24292	No
36	GOM_NL__2PRFIN20061023_031939_000000362052_00190_24292_3102.N1	23-OCT-2006 03:19:39	Straylight	36.000	52	16Bet Cet	2.0370	4500.0	72	24292	No
37	GOM_NL__2PRFIN20061023_032909_000000302052_00190_24292_3103.N1	23-OCT-2006 03:29:09	Bright	29.500	140	88Gam Peg	2.8340	26000.	59	24292	No
38	GOM_NL__2PRFIN20061023_033303_000000282052_00190_24292_3104.N1	23-OCT-2006 03:33:03	Bright	28.000	58	21Alp And	2.0730	11000.	56	24292	No
39	GOM_NL__2PRFIN20061023_033505_000000322052_00190_24292_3105.N1	23-OCT-2006 03:35:05	Bright	32.000	53	43Bet And	2.0480	3300.0	64	24292	No
40	GOM_NL__2PRFIN20061023_034049_000000292052_00190_24292_3106.N1	23-OCT-2006 03:40:49	Bright	28.500	68	18Alp Cas	2.2250	4500.0	57	24292	No
41	GOM_NL__2PRFIN20061023_034206_000000312052_00190_24292_3107.N1	23-OCT-2006 03:42:06	Bright	30.500	76	27Gam Cas	2.3000	30000.	61	24292	No
42	GOM_NL__2PRFIN20061023_035001_000000292052_00190_24292_3108.N1	23-OCT-2006 03:50:01	Bright	28.500	49	1Alp UMi	1.9900	6300.0	57	24292	No

43	GOM_NL__2PRFIN20061023_035325_000000322052_00190_24292_3109.N1	23-OCT-2006 03:53:25	Bright	32.000	60	7Bet UMi	2.0810	3950.0	64	24292	No
44	GOM_NL__2PRFIN20061023_035816_000000322052_00190_24292_3110.N1	23-OCT-2006 03:58:16	Bright	32.000	36	50Alp UMa	1.8000	6300.0	64	24292	No
45	GOM_NL__2PRFIN20061023_035951_000000312052_00190_24292_3111.N1	23-OCT-2006 03:59:51	Bright	30.500	82	48Bet UMa	2.3650	10600.	61	24292	No
46	GOM_NL__2PRFIN20061023_040321_000000292052_00190_24292_3112.N1	23-OCT-2006 04:03:21	Bright	29.000	174	52Psi UMa	3.0040	4400.0	58	24292	No
47	GOM_NL__2PRFIN20061023_041019_000000292052_00190_24292_3113.N1	23-OCT-2006 04:10:19	Bright	29.000	96	68Del Leo	2.5600	9300.0	58	24292	No
48	GOM_NL__2PRFIN20061023_042954_000000352052_00190_24292_3114.N1	23-OCT-2006 04:29:54	Dark	34.500	113	Mu Vel	2.6920	5000.0	69	24292	No
49	GOM_NL__2PRFIN20061023_043131_000000412052_00190_24292_3115.N1	23-OCT-2006 04:31:31	Dark	41.000	65	Lam Vel	2.2040	4400.0	82	24292	No
50	GOM_NL__2PRFIN20061023_043426_000000352052_00191_24293_3099.N1	23-OCT-2006 04:34:26	Dark	34.500	46	Del Vel	1.9540	10600.	69	24293	No
51	GOM_NL__2PRFIN20061023_043621_000000322052_00191_24293_3100.N1	23-OCT-2006 04:36:21	Dark	32.000	29	Bet Car	1.6720	10200.	64	24293	No
52	GOM_NL__2PRFIN20061023_044724_000000312052_00191_24293_3101.N1	23-OCT-2006 04:47:24	Dark	31.000	143	Alp Hyi	2.8570	7200.0	62	24293	No
53	GOM_NL__2PRFIN20061023_044849_000000382052_00191_24293_3102.N1	23-OCT-2006 04:48:49	Dark	37.500	9	Alp Eri	0.45300	24000.	75	24293	No
54	GOM_NL__2PRFIN20061023_050015_000000372052_00191_24293_3103.N1	23-OCT-2006 05:00:15	Straylight	36.500	52	16Bet Cet	2.0370	4500.0	73	24293	No
55	GOM_NL__2PRFIN20061023_050945_000000302052_00191_24293_3104.N1	23-OCT-2006 05:09:45	Bright	30.000	140	88Gam Peg	2.8340	26000.	60	24293	No
56	GOM_NL__2PRFIN20061023_051339_000000312052_00191_24293_3105.N1	23-OCT-2006 05:13:39	Bright	30.500	58	21Alp And	2.0730	11000.	61	24293	No
57	GOM_NL__2PRFIN20061023_051541_000000322052_00191_24293_3106.N1	23-OCT-2006 05:15:41	Bright	32.000	53	43Bet And	2.0480	3300.0	64	24293	No
58	GOM_NL__2PRFIN20061023_052125_000000312052_00191_24293_3107.N1	23-OCT-2006 05:21:25	Bright	31.000	68	18Alp Cas	2.2250	4500.0	62	24293	No
59	GOM_NL__2PRFIN20061023_052242_000000482052_00191_24293_3108.N1	23-OCT-2006 05:22:42	Bright	48.000	76	27Gam Cas	2.3000	30000.	96	24293	No
60	GOM_NL__2PRFIN20061023_053037_000000302052_00191_24293_3109.N1	23-OCT-2006 05:30:37	Bright	30.000	49	1Alp UMi	1.9900	6300.0	60	24293	No
61	GOM_NL__2PRFIN20061023_053401_000000312052_00191_24293_3110.N1	23-OCT-2006 05:34:01	Bright	30.500	60	7Bet UMi	2.0810	3950.0	61	24293	No
62	GOM_NL__2PRFIN20061023_053852_000000302052_00191_24293_3111.N1	23-OCT-2006 05:38:52	Bright	30.000	36	50Alp UMa	1.8000	6300.0	60	24293	No
63	GOM_NL__2PRFIN20061023_054027_000000292052_00191_24293_3112.N1	23-OCT-2006 05:40:27	Bright	28.500	82	48Bet UMa	2.3650	10600.	57	24293	No
64	GOM_NL__2PRFIN20061023_054357_000000302052_00191_24293_3113.N1	23-OCT-2006 05:43:57	Bright	29.500	174	52Psi UMa	3.0040	4400.0	59	24293	No
65	GOM_NL__2PRFIN20061023_055055_000000302052_00191_24293_3114.N1	23-OCT-2006 05:50:55	Bright	29.500	96	68Del Leo	2.5600	9300.0	59	24293	No
66	GOM_NL__2PRFIN20061023_061031_000000352052_00191_24293_3115.N1	23-OCT-2006 06:10:31	Dark	34.500	113	Mu Vel	2.6920	5000.0	69	24293	No
67	GOM_NL__2PRFIN20061023_061207_000000432052_00191_24293_3116.N1	23-OCT-2006 06:12:07	Dark	42.500	65	Lam Vel	2.2040	4400.0	85	24293	No
68	GOM_NL__2PRFIN20061023_061503_000000392052_00192_24294_3099.N1	23-OCT-2006 06:15:03	Dark	39.000	46	Del Vel	1.9540	10600.	78	24294	No
69	GOM_NL__2PRFIN20061023_061657_000000402052_00192_24294_3100.N1	23-OCT-2006 06:16:57	Dark	40.000	29	Bet Car	1.6720	10200.	80	24294	No
70	GOM_NL__2PRFIN20061023_062800_000000322052_00192_24294_3101.N1	23-OCT-2006 06:28:00	Dark	31.500	143	Alp Hyi	2.8570	7200.0	63	24294	No
71	GOM_NL__2PRFIN20061023_062925_000000422052_00192_24294_3102.N1	23-OCT-2006 06:29:25	Dark	42.000	9	Alp Eri	0.45300	24000.	84	24294	No
72	GOM_NL__2PRFIN20061023_064051_000000362052_00192_24294_3103.N1	23-OCT-2006 06:40:51	Straylight	36.000	52	16Bet Cet	2.0370	4500.0	72	24294	No
73	GOM_NL__2PRFIN20061023_065021_000000292052_00192_24294_3104.N1	23-OCT-2006 06:50:21	Bright	29.000	140	88Gam Peg	2.8340	26000.	58	24294	No
74	GOM_NL__2PRFIN20061023_065415_000000302052_00192_24294_3105.N1	23-OCT-2006 06:54:15	Bright	30.000	58	21Alp And	2.0730	11000.	60	24294	No
75	GOM_NL__2PRFIN20061023_065617_000000312052_00192_24294_3106.N1	23-OCT-2006 06:56:17	Bright	31.000	53	43Bet And	2.0480	3300.0	62	24294	No
76	GOM_NL__2PRFIN20061023_070200_000000292052_00192_24294_3107.N1	23-OCT-2006 07:02:00	Bright	29.000	68	18Alp Cas	2.2250	4500.0	58	24294	No
77	GOM_NL__2PRFIN20061023_070318_000000302052_00192_24294_3108.N1	23-OCT-2006 07:03:18	Bright	29.500	76	27Gam Cas	2.3000	30000.	59	24294	No
78	GOM_NL__2PRFIN20061023_071113_000000302052_00192_24294_3109.N1	23-OCT-2006 07:11:13	Bright	29.500	49	1Alp UMi	1.9900	6300.0	59	24294	No
79	GOM_NL__2PRFIN20061023_071437_000000322052_00192_24294_3110.N1	23-OCT-2006 07:14:37	Bright	31.500	60	7Bet UMi	2.0810	3950.0	63	24294	No
80	GOM_NL__2PRFIN20061023_071927_000000332052_00192_24294_3111.N1	23-OCT-2006 07:19:27	Bright	32.500	36	50Alp UMa	1.8000	6300.0	65	24294	No
81	GOM_NL__2PRFIN20061023_072102_000000422052_00192_24294_3112.N1	23-OCT-2006 07:21:02	Bright	41.500	82	48Bet UMa	2.3650	10600.	83	24294	No
82	GOM_NL__2PRFIN20061023_072433_000000302052_00192_24294_3113.N1	23-OCT-2006 07:24:33	Bright	29.500	174	52Psi UMa	3.0040	4400.0	59	24294	No
83	GOM_NL__2PRFIN20061023_073131_000000272052_00192_24294_3114.N1	23-OCT-2006 07:31:31	Bright	27.000	96	68Del Leo	2.5600	9300.0	54	24294	No
84	GOM_NL__2PRFIN20061023_075107_000000342052_00192_24294_3115.N1	23-OCT-2006 07:51:07	Dark	34.000	113	Mu Vel	2.6920	5000.0	68	24294	No
85	GOM_NL__2PRFIN20061023_075244_000000412052_00192_24294_3116.N1	23-OCT-2006 07:52:44	Dark	41.000	65	Lam Vel	2.2040	4400.0	82	24294	No
86	GOM_NL__2PRFIN20061023_075539_000000362052_00193_24295_3099.N1	23-OCT-2006 07:55:39	Dark	36.000	46	Del Vel	1.9540	10600.	72	24295	No
87	GOM_NL__2PRFIN20061023_075734_000000322052_00193_24295_3100.N1	23-OCT-2006 07:57:34	Dark	31.500	29	Bet Car	1.6720	10200.	63	24295	No
88	GOM_NL__2PRFIN20061023_080836_000000332052_00193_24295_3101.N1	23-OCT-2006 08:08:36	Dark	33.000	143	Alp Hyi	2.8570	7200.0	66	24295	No
89	GOM_NL__2PRFIN20061023_081001_000000432052_00193_24295_3102.N1	23-OCT-2006 08:10:01	Dark	43.000	9	Alp Eri	0.45300	24000.	86	24295	No
90	GOM_NL__2PRFIN20061023_082127_000000382052_00193_24295_3103.N1	23-OCT-2006 08:21:27	Straylight	37.500	52	16Bet Cet	2.0370	4500.0	75	24295	No
91	GOM_NL__2PRFIN20061023_083057_000000302052_00193_24295_3104.N1	23-OCT-2006 08:30:57	Bright	30.000	140	88Gam Peg	2.8340	26000.	60	24295	No
92	GOM_NL__2PRFIN20061023_083451_000000312052_00193_24295_3105.N1	23-OCT-2006 08:34:51	Bright	30.500	58	21Alp And	2.0730	11000.	61	24295	No
93	GOM_NL__2PRFIN20061023_083652_000000312052_00193_24295_3106.N1	23-OCT-2006 08:36:52	Bright	30.500	53	43Bet And	2.0480	3300.0	61	24295	No
94	GOM_NL__2PRFIN20061023_084236_000000322052_00193_24295_3107.N1	23-OCT-2006 08:42:36	Bright	32.000	68	18Alp Cas	2.2250	4500.0	64	24295	No
95	GOM_NL__2PRFIN20061023_084354_000000312052_00193_24295_3108.N1	23-OCT-2006 08:43:54	Bright	31.000	76	27Gam Cas	2.3000	30000.	62	24295	No
96	GOM_NL__2PRFIN20061023_085149_000000312052_00193_24295_3109.N1	23-OCT-2006 08:51:49	Bright	30.500	49	1Alp UMi	1.9900	6300.0	61	24295	No
97	GOM_NL__2PRFIN20061023_085513_000000292052_00193_24295_3110.N1	23-OCT-2006 08:55:13	Bright	29.000	60	7Bet UMi	2.0810	3950.0	58	24295	No
98	GOM_NL__2PRFIN20061023_090004_000000322052_00193_24295_3111.N1	23-OCT-2006 09:00:04	Bright	32.000	36	50Alp UMa	1.8000	6300.0	64	24295	No
99	GOM_NL__2PRFIN20061023_090138_000000322052_00193_24295_3112.N1	23-OCT-2006 09:01:38	Bright	32.000	82	48Bet UMa	2.3650	10600.	64	24295	No
100	GOM_NL__2PRFIN20061023_090509_000000312052_00193_24295_3113.N1	23-OCT-2006 09:05:09	Bright	31.000	174	52Psi UMa	3.0040	4400.0	62	24295	No
101	GOM_NL__2PRFIN20061023_091208_000000292052_00193_24295_3114.N1	23-OCT-2006 09:12:08	Bright	28.500	96	68Del Leo	2.5600	9300.0	57	24295	No

102	GOM_NL__2PRFIN20061023_093143_000000372052_00193_24295_3115.N1	23-OCT-2006 09:31:43	Dark	36.500	113	Mu Vel	2.6920	5000.0	73	24295	No
103	GOM_NL__2PRFIN20061023_093321_000000452052_00193_24295_3116.N1	23-OCT-2006 09:33:21	Dark	44.500	65	Lam Vel	2.2040	4400.0	89	24295	No
104	GOM_NL__2PRFIN20061023_093616_000000352052_00194_24296_3099.N1	23-OCT-2006 09:36:16	Dark	35.000	46	Del Vel	1.9540	10600.	70	24296	No
105	GOM_NL__2PRFIN20061023_093810_000000342052_00194_24296_3100.N1	23-OCT-2006 09:38:10	Dark	33.500	29	Bet Car	1.6720	10200.	67	24296	No
106	GOM_NL__2PRFIN20061023_094912_000000322052_00194_24296_3101.N1	23-OCT-2006 09:49:12	Dark	32.000	143	Alp Hyi	2.8570	7200.0	64	24296	No
107	GOM_NL__2PRFIN20061023_095037_000000442052_00194_24296_3102.N1	23-OCT-2006 09:50:37	Dark	43.500	9	Alp Eri	0.45300	24000.	87	24296	No
108	GOM_NL__2PRFIN20061023_100203_000000382052_00194_24296_3103.N1	23-OCT-2006 10:02:03	Straylight	38.000	52	16Bet Cet	2.0370	4500.0	76	24296	No
109	GOM_NL__2PRFIN20061023_101133_000000302052_00194_24296_3104.N1	23-OCT-2006 10:11:33	Bright	30.000	140	88Gam Peg	2.8340	26000.	60	24296	No
110	GOM_NL__2PRFIN20061023_101527_000000302052_00194_24296_3105.N1	23-OCT-2006 10:15:27	Bright	29.500	58	21Alp And	2.0730	11000.	59	24296	No
111	GOM_NL__2PRFIN20061023_101728_000000322052_00194_24296_3106.N1	23-OCT-2006 10:17:28	Bright	31.500	53	43Bet And	2.0480	3300.0	63	24296	No
112	GOM_NL__2PRFIN20061023_102312_000000302052_00194_24296_3107.N1	23-OCT-2006 10:23:12	Bright	30.000	68	18Alp Cas	2.2250	4500.0	60	24296	No
113	GOM_NL__2PRFIN20061023_102429_000000312052_00194_24296_3108.N1	23-OCT-2006 10:24:29	Bright	31.000	76	27Gam Cas	2.3000	30000.	62	24296	No
114	GOM_NL__2PRFIN20061023_103225_000000302052_00194_24296_3109.N1	23-OCT-2006 10:32:25	Bright	30.000	49	1Alp UMi	1.9900	6300.0	60	24296	No
115	GOM_NL__2PRFIN20061023_103549_000000312052_00194_24296_3110.N1	23-OCT-2006 10:35:49	Bright	31.000	60	7Bet UMi	2.0810	3950.0	62	24296	No
116	GOM_NL__2PRFIN20061023_104039_000000472052_00194_24296_3111.N1	23-OCT-2006 10:40:39	Bright	47.000	36	50Alp UMa	1.8000	6300.0	94	24296	No
117	GOM_NL__2PRFIN20061023_104214_000000322052_00194_24296_3112.N1	23-OCT-2006 10:42:14	Bright	31.500	82	48Bet UMa	2.3650	10600.	63	24296	No
118	GOM_NL__2PRFIN20061023_104545_000000292052_00194_24296_3113.N1	23-OCT-2006 10:45:45	Bright	28.500	174	52Psi UMa	3.0040	4400.0	57	24296	No
119	GOM_NL__2PRFIN20061023_105244_000000292052_00194_24296_3114.N1	23-OCT-2006 10:52:44	Bright	29.000	96	68Del Leo	2.5600	9300.0	58	24296	No
120	GOM_NL__2PRFIN20061023_111219_000000342052_00194_24296_3115.N1	23-OCT-2006 11:12:19	Dark	33.500	113	Mu Vel	2.6920	5000.0	67	24296	No
121	GOM_NL__2PRFIN20061023_111358_000000422052_00194_24296_3116.N1	23-OCT-2006 11:13:58	Dark	42.000	65	Lam Vel	2.2040	4400.0	84	24296	No
122	GOM_NL__2PRFIN20061023_111652_000000362052_00195_24297_3099.N1	23-OCT-2006 11:16:52	Dark	36.000	46	Del Vel	1.9540	10600.	72	24297	No
123	GOM_NL__2PRFIN20061023_111846_000000302052_00195_24297_3100.N1	23-OCT-2006 11:18:46	Dark	30.000	29	Bet Car	1.6720	10200.	60	24297	No
124	GOM_NL__2PRFIN20061023_112948_000000312052_00195_24297_3101.N1	23-OCT-2006 11:29:48	Dark	30.500	143	Alp Hyi	2.8570	7200.0	61	24297	No
125	GOM_NL__2PRFIN20061023_113113_000000372052_00195_24297_3102.N1	23-OCT-2006 11:31:13	Dark	36.500	9	Alp Eri	0.45300	24000.	73	24297	No
126	GOM_NL__2PRFIN20061023_114239_000000372052_00195_24297_3103.N1	23-OCT-2006 11:42:39	Straylight	37.000	52	16Bet Cet	2.0370	4500.0	74	24297	No
127	GOM_NL__2PRFIN20061023_115209_000000302052_00195_24297_3104.N1	23-OCT-2006 11:52:09	Bright	29.500	140	88Gam Peg	2.8340	26000.	59	24297	No
128	GOM_NL__2PRFIN20061023_115603_000000312052_00195_24297_3105.N1	23-OCT-2006 11:56:03	Bright	31.000	58	21Alp And	2.0730	11000.	62	24297	No
129	GOM_NL__2PRFIN20061023_115804_000000342052_00195_24297_3106.N1	23-OCT-2006 11:58:04	Bright	33.500	53	43Bet And	2.0480	3300.0	67	24297	No
130	GOM_NL__2PRFIN20061023_120348_000000322052_00195_24297_3107.N1	23-OCT-2006 12:03:48	Bright	31.500	68	18Alp Cas	2.2250	4500.0	63	24297	No
131	GOM_NL__2PRFIN20061023_120505_000000312052_00195_24297_3108.N1	23-OCT-2006 12:05:05	Bright	31.000	76	27Gam Cas	2.3000	30000.	62	24297	No
132	GOM_NL__2PRFIN20061023_121301_000000302052_00195_24297_3109.N1	23-OCT-2006 12:13:01	Bright	30.000	49	1Alp UMi	1.9900	6300.0	60	24297	No
133	GOM_NL__2PRFIN20061023_121625_000000292052_00195_24297_3110.N1	23-OCT-2006 12:16:25	Bright	29.000	60	7Bet UMi	2.0810	3950.0	58	24297	No
134	GOM_NL__2PRFIN20061023_122115_000000312052_00195_24297_3111.N1	23-OCT-2006 12:21:15	Bright	31.000	36	50Alp UMa	1.8000	6300.0	62	24297	No
135	GOM_NL__2PRFIN20061023_122250_000000312052_00195_24297_3112.N1	23-OCT-2006 12:22:50	Bright	30.500	82	48Bet UMa	2.3650	10600.	61	24297	No
136	GOM_NL__2PRFIN20061023_122621_000000292052_00195_24297_3113.N1	23-OCT-2006 12:26:21	Bright	29.000	174	52Psi UMa	3.0040	4400.0	58	24297	No
137	GOM_NL__2PRFIN20061023_123320_000000302052_00195_24297_3114.N1	23-OCT-2006 12:33:20	Bright	30.000	96	68Del Leo	2.5600	9300.0	60	24297	No
138	GOM_NL__2PRFIN20061023_125256_000000352052_00195_24297_3115.N1	23-OCT-2006 12:52:56	Dark	34.500	113	Mu Vel	2.6920	5000.0	69	24297	No
139	GOM_NL__2PRFIN20061023_125434_000000492052_00195_24297_3116.N1	23-OCT-2006 12:54:34	Dark	48.500	65	Lam Vel	2.2040	4400.0	97	24297	No
140	GOM_NL__2PRFIN20061023_125729_000000342052_00196_24298_3099.N1	23-OCT-2006 12:57:29	Dark	33.500	46	Del Vel	1.9540	10600.	67	24298	No
141	GOM_NL__2PRFIN20061023_125922_000000382052_00196_24298_3100.N1	23-OCT-2006 12:59:22	Dark	37.500	29	Bet Car	1.6720	10200.	75	24298	No
142	GOM_NL__2PRFIN20061023_131025_000000312052_00196_24298_3101.N1	23-OCT-2006 13:10:25	Dark	31.000	143	Alp Hyi	2.8570	7200.0	62	24298	No
143	GOM_NL__2PRFIN20061023_131150_000000402052_00196_24298_3102.N1	23-OCT-2006 13:11:50	Dark	39.500	9	Alp Eri	0.45300	24000.	79	24298	No
144	GOM_NL__2PRFIN20061023_132315_000000392052_00196_24298_3103.N1	23-OCT-2006 13:23:15	Straylight	39.000	52	16Bet Cet	2.0370	4500.0	78	24298	No
145	GOM_NL__2PRFIN20061023_133245_000000302052_00196_24298_3104.N1	23-OCT-2006 13:32:45	Bright	30.000	140	88Gam Peg	2.8340	26000.	60	24298	No
146	GOM_NL__2PRFIN20061023_133639_000000302052_00196_24298_3105.N1	23-OCT-2006 13:36:39	Bright	30.000	58	21Alp And	2.0730	11000.	60	24298	No
147	GOM_NL__2PRFIN20061023_133840_000000322052_00196_24298_3106.N1	23-OCT-2006 13:38:40	Bright	31.500	53	43Bet And	2.0480	3300.0	63	24298	No
148	GOM_NL__2PRFIN20061023_134424_000000312052_00196_24298_3107.N1	23-OCT-2006 13:44:24	Bright	30.500	68	18Alp Cas	2.2250	4500.0	61	24298	No
149	GOM_NL__2PRFIN20061023_134541_000000312052_00196_24298_3108.N1	23-OCT-2006 13:45:41	Bright	31.000	76	27Gam Cas	2.3000	30000.	62	24298	No
150	GOM_NL__2PRFIN20061023_135701_000000302052_00196_24298_3109.N1	23-OCT-2006 13:57:01	Bright	29.500	60	7Bet UMi	2.0810	3950.0	59	24298	No
151	GOM_NL__2PRFIN20061023_140151_000000322052_00196_24298_3110.N1	23-OCT-2006 14:01:51	Bright	32.000	36	50Alp UMa	1.8000	6300.0	64	24298	No
152	GOM_NL__2PRFIN20061023_140326_000000302052_00196_24298_3111.N1	23-OCT-2006 14:03:26	Bright	29.500	82	48Bet UMa	2.3650	10600.	59	24298	No
153	GOM_NL__2PRFIN20061023_140657_000000322052_00196_24298_3112.N1	23-OCT-2006 14:06:57	Bright	31.500	174	52Psi UMa	3.0040	4400.0	63	24298	No
154	GOM_NL__2PRFIN20061023_141356_000000302052_00196_24298_3113.N1	23-OCT-2006 14:13:56	Bright	29.500	96	68Del Leo	2.5600	9300.0	59	24298	No
155	GOM_NL__2PRFIN20061023_143332_000000362052_00196_24298_3114.N1	23-OCT-2006 14:33:32	Dark	36.000	113	Mu Vel	2.6920	5000.0	72	24298	No
156	GOM_NL__2PRFIN20061023_143511_000000422052_00196_24298_3115.N1	23-OCT-2006 14:35:11	Dark	42.000	65	Lam Vel	2.2040	4400.0	84	24298	No
157	GOM_NL__2PRFIN20061023_143753_000000372052_00197_24299_3099.N1	23-OCT-2006 14:37:53	Dark	36.500	71	lot Car	2.2460	7700.0	73	24299	No
158	GOM_NL__2PRFIN20061023_143958_000000322052_00197_24299_3100.N1	23-OCT-2006 14:39:58	Dark	31.500	29	Bet Car	1.6720	10200.	63	24299	No
159	GOM_NL__2PRFIN20061023_145101_000000332052_00197_24299_3101.N1	23-OCT-2006 14:51:01	Dark	32.500	143	Alp Hyi	2.8570	7200.0	65	24299	No
160	GOM_NL__2PRFIN20061023_145226_000000432052_00197_24299_3102.N1	23-OCT-2006 14:52:26	Dark	42.500	9	Alp Eri	0.45300	24000.	85	24299	No

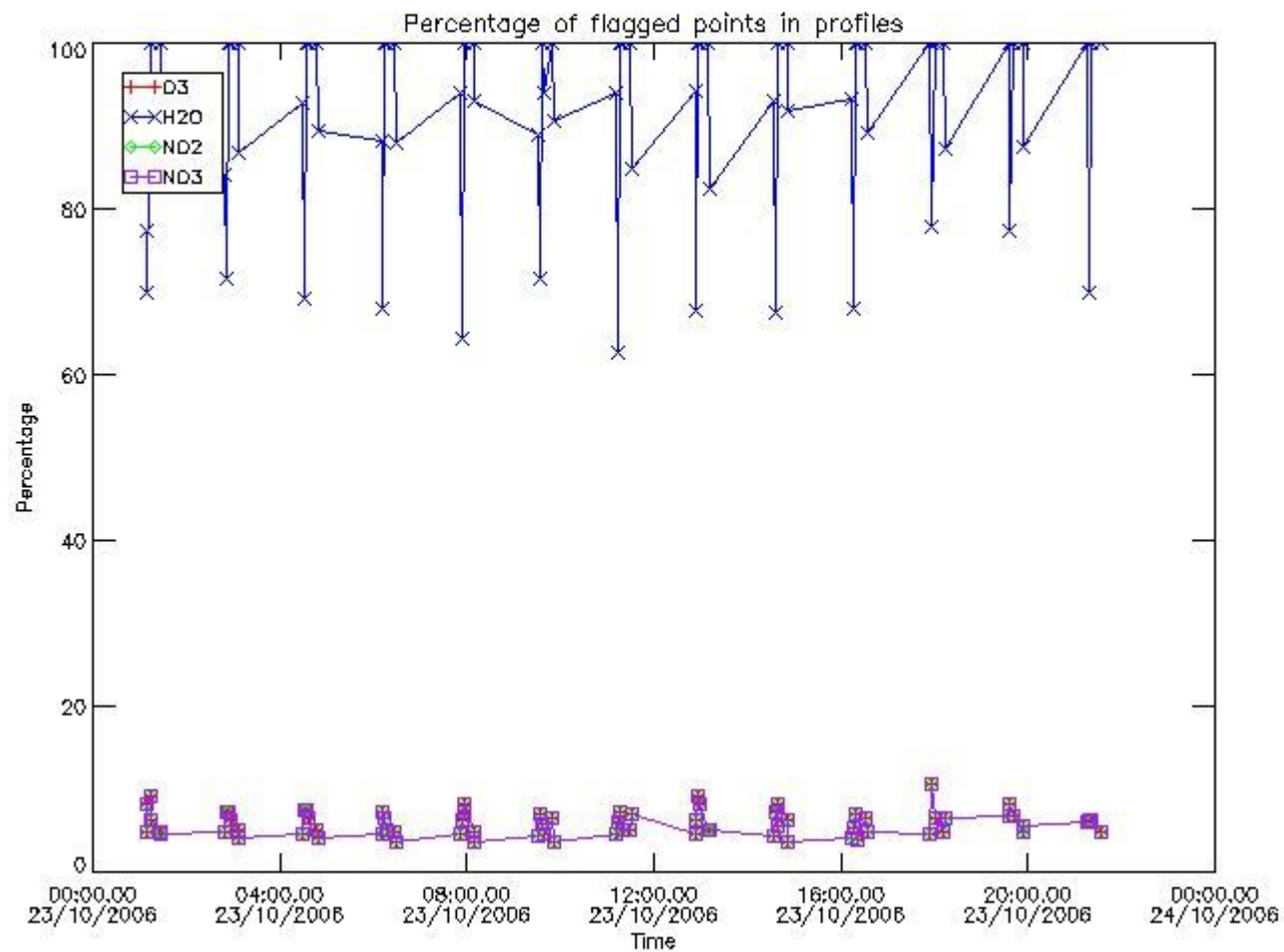
161	GOM_NL__2PRFIN20061023_150351_000000372052_00197_24299_3103.N1	23-OCT-2006 15:03:51	Straylight	36.500	52	16Bet Cet	2.0370	4500.0	73	24299	No
162	GOM_NL__2PRFIN20061023_151321_000000292052_00197_24299_3104.N1	23-OCT-2006 15:13:21	Bright	29.000	140	88Gam Peg	2.8340	26000.	58	24299	No
163	GOM_NL__2PRFIN20061023_151715_000000312052_00197_24299_3105.N1	23-OCT-2006 15:17:15	Bright	31.000	58	21Alp And	2.0730	11000.	62	24299	No
164	GOM_NL__2PRFIN20061023_151915_000000332052_00197_24299_3106.N1	23-OCT-2006 15:19:15	Bright	33.000	53	43Bet And	2.0480	3300.0	66	24299	No
165	GOM_NL__2PRFIN20061023_152459_000000322052_00197_24299_3107.N1	23-OCT-2006 15:24:59	Bright	32.000	68	18Alp Cas	2.2250	4500.0	64	24299	No
166	GOM_NL__2PRFIN20061023_152617_000000322052_00197_24299_3108.N1	23-OCT-2006 15:26:17	Bright	32.000	76	27Gam Cas	2.3000	30000.	64	24299	No
167	GOM_NL__2PRFIN20061023_153413_000000292052_00197_24299_3109.N1	23-OCT-2006 15:34:13	Bright	29.000	49	1Alp UMi	1.9900	6300.0	58	24299	No
168	GOM_NL__2PRFIN20061023_153738_000000282052_00197_24299_3110.N1	23-OCT-2006 15:37:38	Bright	28.000	60	7Bet UMi	2.0810	3950.0	56	24299	No
169	GOM_NL__2PRFIN20061023_154227_000000322052_00197_24299_3111.N1	23-OCT-2006 15:42:27	Bright	32.000	36	50Alp UMa	1.8000	6300.0	64	24299	No
170	GOM_NL__2PRFIN20061023_154402_000000312052_00197_24299_3112.N1	23-OCT-2006 15:44:02	Bright	31.000	82	48Bet UMa	2.3650	10600.	62	24299	No
171	GOM_NL__2PRFIN20061023_154733_000000292052_00197_24299_3113.N1	23-OCT-2006 15:47:33	Bright	29.000	174	52Psi UMa	3.0040	4400.0	58	24299	No
172	GOM_NL__2PRFIN20061023_155432_000000482052_00197_24299_3114.N1	23-OCT-2006 15:54:32	Bright	48.000	96	68Del Leo	2.5600	9300.0	96	24299	No
173	GOM_NL__2PRFIN20061023_161408_000000372052_00197_24299_3115.N1	23-OCT-2006 16:14:08	Dark	37.000	113	Mu Vel	2.6920	5000.0	74	24299	No
174	GOM_NL__2PRFIN20061023_161547_000000492052_00197_24299_3116.N1	23-OCT-2006 16:15:47	Dark	49.000	65	Lam Vel	2.2040	4400.0	98	24299	No
175	GOM_NL__2PRFIN20061023_161829_000000372052_00198_24300_3099.N1	23-OCT-2006 16:18:29	Dark	36.500	71	lot Car	2.2460	7700.0	73	24300	No
176	GOM_NL__2PRFIN20061023_162035_000000402052_00198_24300_3100.N1	23-OCT-2006 16:20:35	Dark	39.500	29	Bet Car	1.6720	10200.	79	24300	No
177	GOM_NL__2PRFIN20061023_163137_000000322052_00198_24300_3101.N1	23-OCT-2006 16:31:37	Dark	31.500	143	Alp Hyi	2.8570	7200.0	63	24300	No
178	GOM_NL__2PRFIN20061023_163302_000000322052_00198_24300_3102.N1	23-OCT-2006 16:33:02	Dark	32.000	9	Alp Eri	0.45300	24000.	64	24300	No
179	GOM_NL__2PRFIN20061023_164427_000000412052_00198_24300_3103.N1	23-OCT-2006 16:44:27	Straylight	40.500	52	16Bet Cet	2.0370	4500.0	81	24300	No
180	GOM_NL__2PRFIN20061023_165357_000000302052_00198_24300_3104.N1	23-OCT-2006 16:53:57	Bright	29.500	140	88Gam Peg	2.8340	26000.	59	24300	No
181	GOM_NL__2PRFIN20061023_165751_000000312052_00198_24300_3105.N1	23-OCT-2006 16:57:51	Bright	30.500	58	21Alp And	2.0730	11000.	61	24300	No
182	GOM_NL__2PRFIN20061023_165951_000000332052_00198_24300_3106.N1	23-OCT-2006 16:59:51	Bright	32.500	53	43Bet And	2.0480	3300.0	65	24300	No
183	GOM_NL__2PRFIN20061023_170536_000000302052_00198_24300_3107.N1	23-OCT-2006 17:05:36	Bright	30.000	68	18Alp Cas	2.2250	4500.0	60	24300	No
184	GOM_NL__2PRFIN20061023_170653_000000312052_00198_24300_3108.N1	23-OCT-2006 17:06:53	Bright	30.500	76	27Gam Cas	2.3000	30000.	61	24300	No
185	GOM_NL__2PRFIN20061023_171448_000000312052_00198_24300_3109.N1	23-OCT-2006 17:14:48	Bright	31.000	49	1Alp UMi	1.9900	6300.0	62	24300	No
186	GOM_NL__2PRFIN20061023_171814_000000312052_00198_24300_3110.N1	23-OCT-2006 17:18:14	Bright	31.000	60	7Bet UMi	2.0810	3950.0	62	24300	No
187	GOM_NL__2PRFIN20061023_172303_000000302052_00198_24300_3111.N1	23-OCT-2006 17:23:03	Bright	30.000	36	50Alp UMa	1.8000	6300.0	60	24300	No
188	GOM_NL__2PRFIN20061023_172438_000000282052_00198_24300_3112.N1	23-OCT-2006 17:24:38	Bright	28.000	82	48Bet UMa	2.3650	10600.	56	24300	No
189	GOM_NL__2PRFIN20061023_172809_000000302052_00198_24300_3113.N1	23-OCT-2006 17:28:09	Bright	30.000	174	52Psi UMa	3.0040	4400.0	60	24300	No
190	GOM_NL__2PRFIN20061023_173508_000000302052_00198_24300_3114.N1	23-OCT-2006 17:35:08	Bright	30.000	96	68Del Leo	2.5600	9300.0	60	24300	No
191	GOM_NL__2PRFIN20061023_175444_000000342052_00198_24300_3115.N1	23-OCT-2006 17:54:44	Dark	33.500	113	Mu Vel	2.6920	5000.0	67	24300	No
192	GOM_NL__2PRFIN20061023_175624_000000482052_00198_24300_3116.N1	23-OCT-2006 17:56:24	Dark	48.000	65	Lam Vel	2.2040	4400.0	96	24300	No
193	GOM_NL__2PRFIN20061023_180111_000000322052_00199_24301_3099.N1	23-OCT-2006 18:01:11	Dark	32.000	29	Bet Car	1.6720	10200.	64	24301	No
194	GOM_NL__2PRFIN20061023_181213_000000322052_00199_24301_3100.N1	23-OCT-2006 18:12:13	Dark	31.500	143	Alp Hyi	2.8570	7200.0	63	24301	No
195	GOM_NL__2PRFIN20061023_181338_000000312052_00199_24301_3101.N1	23-OCT-2006 18:13:38	Dark	31.000	9	Alp Eri	0.45300	24000.	62	24301	No
196	GOM_NL__2PRFIN20061023_182503_000000402052_00199_24301_3102.N1	23-OCT-2006 18:25:03	Straylight	39.500	52	16Bet Cet	2.0370	4500.0	79	24301	No
197	GOM_NL__2PRFIN20061023_183433_000000292052_00199_24301_3103.N1	23-OCT-2006 18:34:33	Bright	29.000	140	88Gam Peg	2.8340	26000.	58	24301	No
198	GOM_NL__2PRFIN20061023_183827_000000312052_00199_24301_3104.N1	23-OCT-2006 18:38:27	Bright	30.500	58	21Alp And	2.0730	11000.	61	24301	No
199	GOM_NL__2PRFIN20061023_184027_000000312052_00199_24301_3105.N1	23-OCT-2006 18:40:27	Bright	31.000	53	43Bet And	2.0480	3300.0	62	24301	No
200	GOM_NL__2PRFIN20061023_184611_000000302052_00199_24301_3106.N1	23-OCT-2006 18:46:11	Bright	30.000	68	18Alp Cas	2.2250	4500.0	60	24301	No
201	GOM_NL__2PRFIN20061023_184728_000000302052_00199_24301_3107.N1	23-OCT-2006 18:47:28	Bright	30.000	76	27Gam Cas	2.3000	30000.	60	24301	No
202	GOM_NL__2PRFIN20061023_185524_000000312052_00199_24301_3108.N1	23-OCT-2006 18:55:24	Bright	30.500	49	1Alp UMi	1.9900	6300.0	61	24301	No
203	GOM_NL__2PRFIN20061023_185850_000000322052_00199_24301_3109.N1	23-OCT-2006 18:58:50	Bright	32.000	60	7Bet UMi	2.0810	3950.0	64	24301	No
204	GOM_NL__2PRFIN20061023_190339_000000322052_00199_24301_3110.N1	23-OCT-2006 19:03:39	Bright	32.000	36	50Alp UMa	1.8000	6300.0	64	24301	No
205	GOM_NL__2PRFIN20061023_190514_000000322052_00199_24301_3111.N1	23-OCT-2006 19:05:14	Bright	32.000	82	48Bet UMa	2.3650	10600.	64	24301	No
206	GOM_NL__2PRFIN20061023_190845_000000482052_00199_24301_3112.N1	23-OCT-2006 19:08:45	Bright	48.000	174	52Psi UMa	3.0040	4400.0	96	24301	No
207	GOM_NL__2PRFIN20061023_191544_000000302052_00199_24301_3113.N1	23-OCT-2006 19:15:44	Bright	30.000	96	68Del Leo	2.5600	9300.0	60	24301	No
208	GOM_NL__2PRFIN20061023_193521_000000312052_00199_24301_3114.N1	23-OCT-2006 19:35:21	Dark	31.000	113	Mu Vel	2.6920	5000.0	62	24301	No
209	GOM_NL__2PRFIN20061023_193701_000000382052_00199_24301_3115.N1	23-OCT-2006 19:37:01	Dark	38.000	65	Lam Vel	2.2040	4400.0	76	24301	No
210	GOM_NL__2PRFIN20061023_194147_000000312052_00200_24302_3099.N1	23-OCT-2006 19:41:47	Dark	30.500	29	Bet Car	1.6720	10200.	61	24302	No
211	GOM_NL__2PRFIN20061023_195249_000000332052_00200_24302_3100.N1	23-OCT-2006 19:52:49	Dark	32.500	143	Alp Hyi	2.8570	7200.0	65	24302	No
212	GOM_NL__2PRFIN20061023_195414_000000362052_00200_24302_3101.N1	23-OCT-2006 19:54:14	Dark	36.000	9	Alp Eri	0.45300	24000.	72	24302	No
213	GOM_NL__2PRFIN20061023_200539_000000402052_00200_24302_3102.N1	23-OCT-2006 20:05:39	Straylight	39.500	52	16Bet Cet	2.0370	4500.0	79	24302	No
214	GOM_NL__2PRFIN20061023_201509_000000292052_00200_24302_3103.N1	23-OCT-2006 20:15:09	Bright	29.000	140	88Gam Peg	2.8340	26000.	58	24302	No
215	GOM_NL__2PRFIN20061023_201903_000000302052_00200_24302_3104.N1	23-OCT-2006 20:19:03	Bright	30.000	58	21Alp And	2.0730	11000.	60	24302	No
216	GOM_NL__2PRFIN20061023_202103_000000342052_00200_24302_3105.N1	23-OCT-2006 20:21:03	Bright	34.000	53	43Bet And	2.0480	3300.0	68	24302	No
217	GOM_NL__2PRFIN20061023_202647_000000322052_00200_24302_3106.N1	23-OCT-2006 20:26:47	Bright	31.500	68	18Alp Cas	2.2250	4500.0	63	24302	No
218	GOM_NL__2PRFIN20061023_202804_000000312052_00200_24302_3107.N1	23-OCT-2006 20:28:04	Bright	30.500	76	27Gam Cas	2.3000	30000.	61	24302	No
219	GOM_NL__2PRFIN20061023_203600_000000322052_00200_24302_3108.N1	23-OCT-2006 20:36:00	Bright	31.500	49	1Alp UMi	1.9900	6300.0	63	24302	No

220	GOM_NL__2PRFIN20061023_203926_000000302052_00200_24302_3109.N1	23-OCT-2006 20:39:26	Bright	29.500	60	7Bet UMi	2.0810	3950.0	59	24302	No
221	GOM_NL__2PRFIN20061023_204415_000000332052_00200_24302_3110.N1	23-OCT-2006 20:44:15	Bright	33.000	36	50Alp UMa	1.8000	6300.0	66	24302	No
222	GOM_NL__2PRFIN20061023_204550_000000312052_00200_24302_3111.N1	23-OCT-2006 20:45:50	Bright	30.500	82	48Bet UMa	2.3650	10600.	61	24302	No
223	GOM_NL__2PRFIN20061023_204921_000000482052_00200_24302_3112.N1	23-OCT-2006 20:49:21	Bright	48.000	174	52Psi UMa	3.0040	4400.0	96	24302	No
224	GOM_NL__2PRFIN20061023_205621_000000302052_00200_24302_3113.N1	23-OCT-2006 20:56:21	Bright	29.500	96	68Del Leo	2.5600	9300.0	59	24302	No
225	GOM_NL__2PRFIN20061023_211557_000000352052_00200_24302_3114.N1	23-OCT-2006 21:15:57	Dark	34.500	113	Mu Vel	2.6920	5000.0	69	24302	No
226	GOM_NL__2PRFIN20061023_211737_000000492052_00200_24302_3115.N1	23-OCT-2006 21:17:37	Dark	48.500	65	Lam Vel	2.2040	4400.0	97	24302	No
227	GOM_NL__2PRFIN20061023_212018_000000332052_00201_24303_3099.N1	23-OCT-2006 21:20:18	Dark	33.000	71	lot Car	2.2460	7700.0	66	24303	No
228	GOM_NL__2PRFIN20061023_212223_000000342052_00201_24303_3100.N1	23-OCT-2006 21:22:23	Dark	33.500	29	Bet Car	1.6720	10200.	67	24303	No
229	GOM_NL__2PRFIN20061023_213326_000000322052_00201_24303_3101.N1	23-OCT-2006 21:33:26	Dark	32.000	143	Alp Hyi	2.8570	7200.0	64	24303	No
230	GOM_NL__2PRFIN20061023_232651_000000382052_00202_24304_3099.N1	23-OCT-2006 23:26:51	Straylight	38.000	52	16Bet Cet	2.0370	4500.0	76	24304	No
231	GOM_NL__2PRFIN20061023_233621_000000312052_00202_24304_3100.N1	23-OCT-2006 23:36:21	Bright	30.500	140	88Gam Peg	2.8340	26000.	61	24304	No
232	GOM_NL__2PRFIN20061023_234015_000000302052_00202_24304_3101.N1	23-OCT-2006 23:40:15	Bright	30.000	58	21Alp And	2.0730	11000.	60	24304	No
233	GOM_NL__2PRFIN20061023_234214_000000322052_00202_24304_3102.N1	23-OCT-2006 23:42:14	Bright	32.000	53	43Bet And	2.0480	3300.0	64	24304	No
234	GOM_NL__2PRFIN20061023_234759_000000302052_00202_24304_3103.N1	23-OCT-2006 23:47:59	Bright	29.500	68	18Alp Cas	2.2250	4500.0	59	24304	No
235	GOM_NL__2PRFIN20061023_234915_000000312052_00202_24304_3104.N1	23-OCT-2006 23:49:15	Bright	31.000	76	27Gam Cas	2.3000	30000.	62	24304	No
236	GOM_NL__2PRFIN20061023_235712_000000272052_00202_24304_3105.N1	23-OCT-2006 23:57:12	Bright	26.500	49	1Alp UMi	1.9900	6300.0	53	24304	No

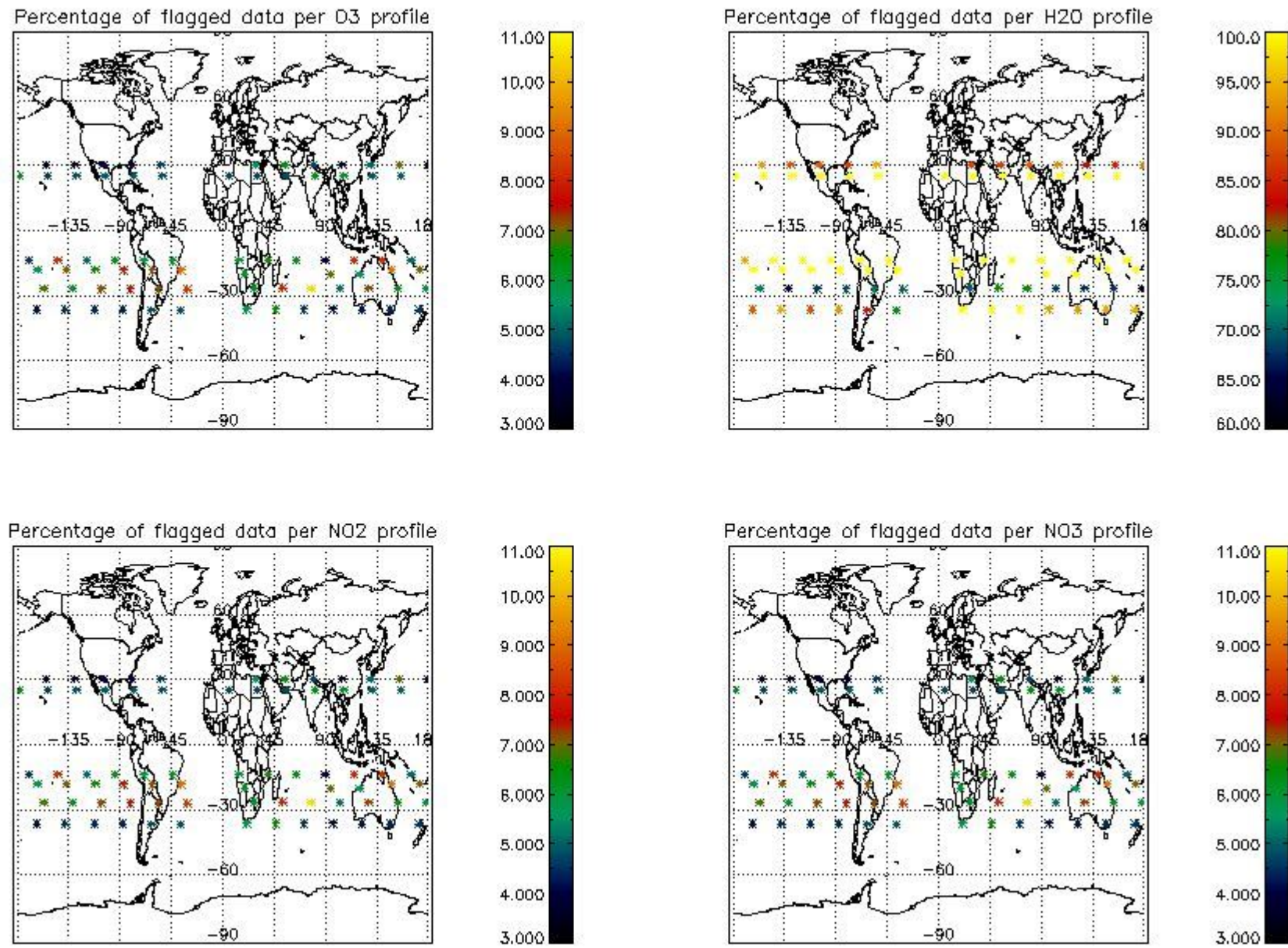
3. Quality information per product

In this section it is plotted some information contained in the Quality Summary data set of the level 2 products. Only products in dark limb conditions and without errors (error flag in the MPH set to "0") are used.

3.1 Plot quality information per product (time dependant)



3.2 Plot quality information per product (world map)

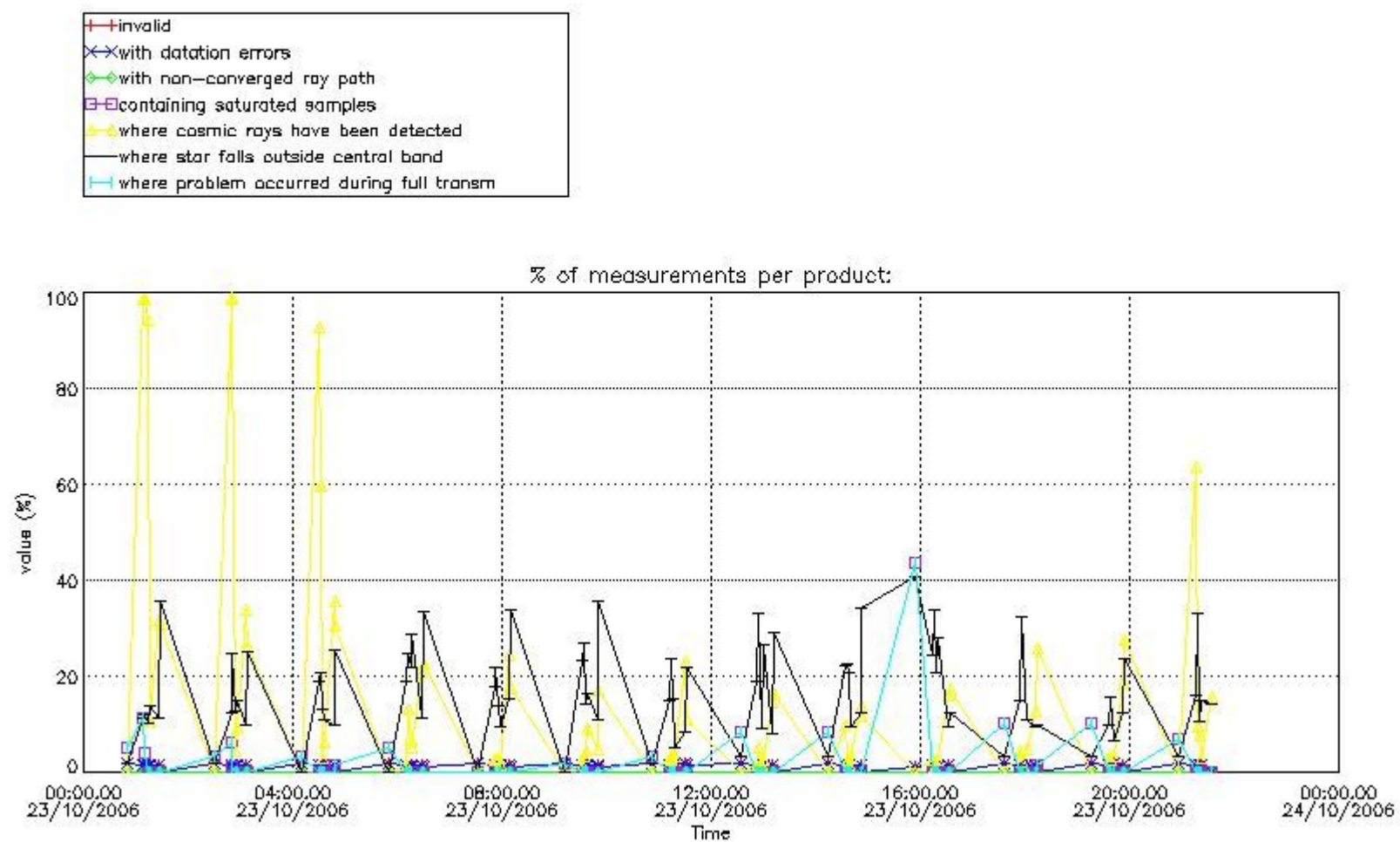


4. Level 1 quality information per product

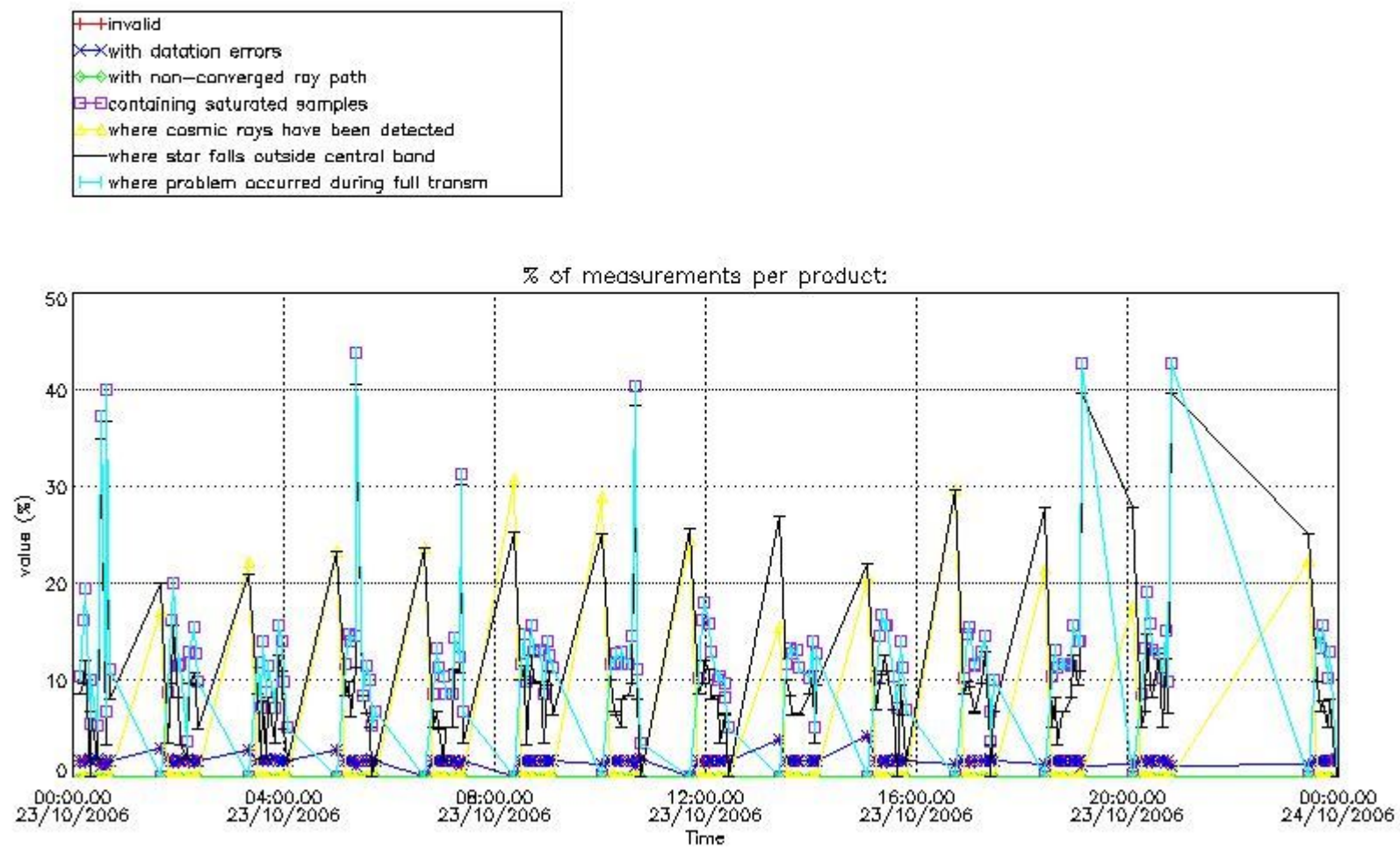
In this section it is plotted some information contained in the Quality Summary data set of the level 2 products that comes from the level 1b processing. Products without errors (error flag in the MPH set to "0") are used.

4.1 Plot quality information per product (time dependant) coming from level 1b processing

4.1.1 Plot level 1 quality information per product (time dependant): ENVISAT ASCENDING passes



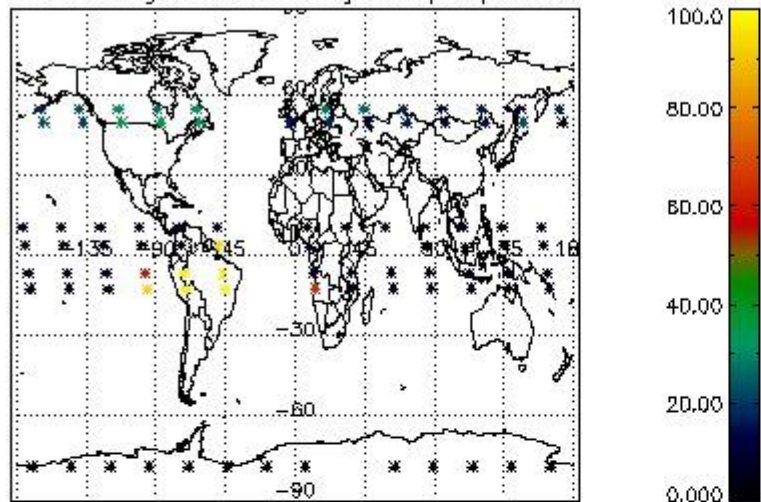
4.1.2 Plot level 1 quality information per product (time dependant): ENVISAT DESCENDING passes



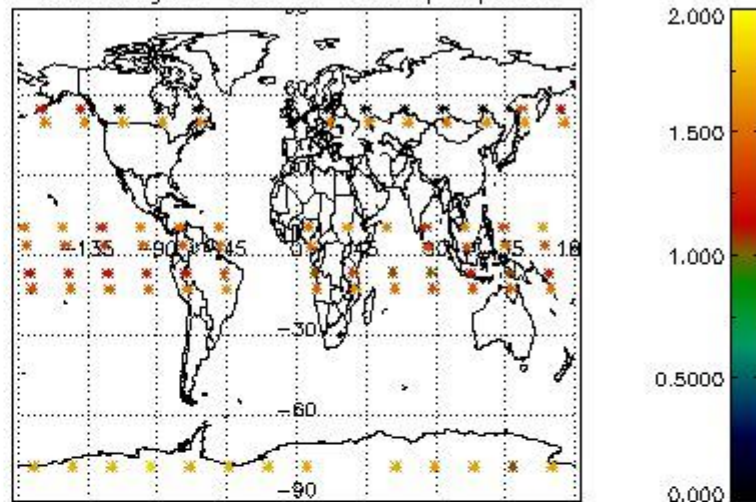
4.2 Plot quality information per product coming from level 1b processing (world map)

4.2.1 Plot level 1 quality information per product (world map): ENVISAT ASCENDING passes

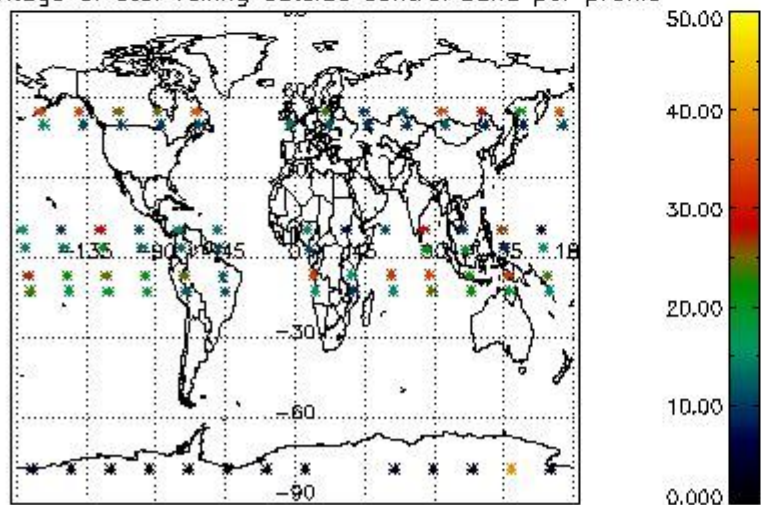
Percentage of cosmic ray hits per profile



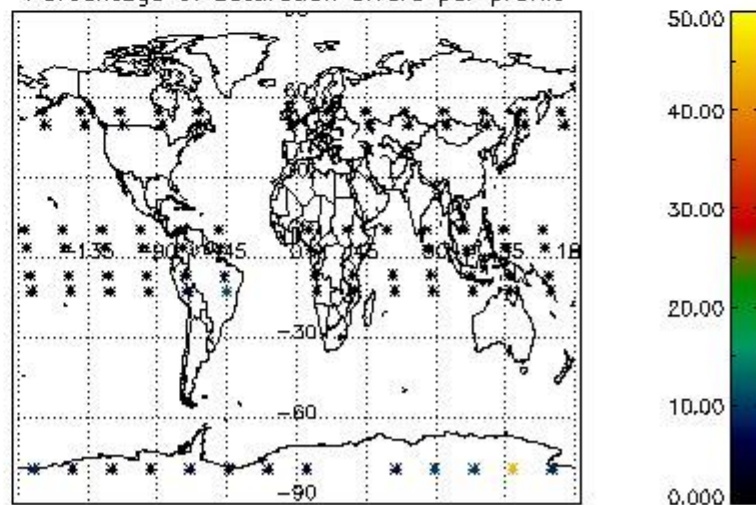
Percentage of datation errors per profile



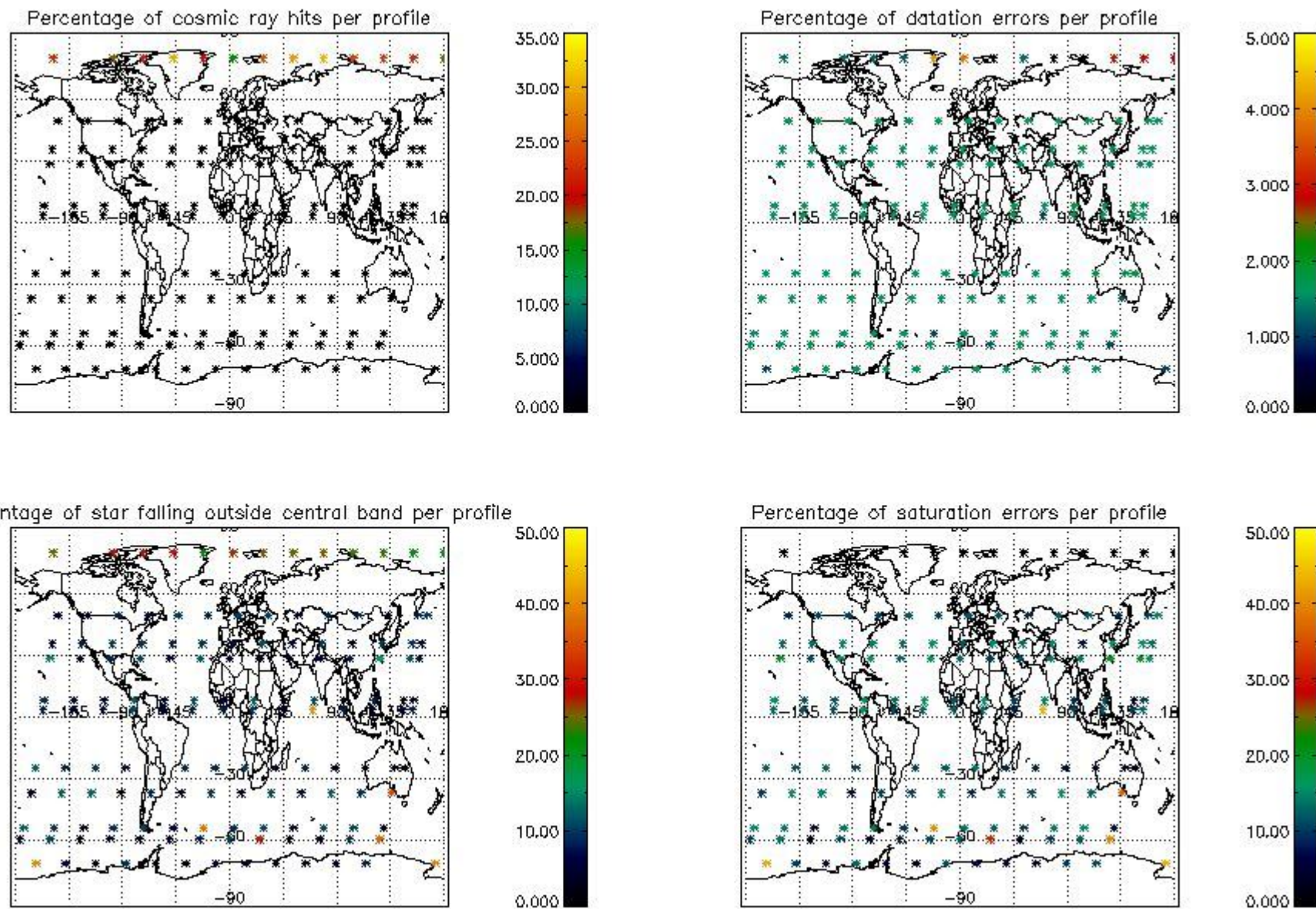
Percentage of star falling outside central band per profile



Percentage of saturation errors per profile



4.2.2 Plot level 1 quality information per product (world map): ENVISAT DESCENDING passes



5. Trace gas profiles

5.1 Ozone statistics based on quality of products

The final quality of the products can be "measured" using the STD (Standard Deviation) attached to every point profile. This information is written to the parameter GOM_NL__2P/NL_LOCAL_SPECIES_DENSITY/o3_std of the level 2 products. The table below shows the statistics for given STD ranges.

The statistics are given with respect to the overall valid production:

- Products without fatal errors: GOM_NL__2P/MPH/PRODUCT_ERR=0
- Valid point profile: GOM_NL__2P/NL_LOCAL_SPECIES_DENSITY/pcd(0)=0

The 'Criteria' is applied to valid points of dark limb products:

- Products in dark limb illumination condition: GOM_NL__2P/NL_SUMMARY_QUALITY/obs_ill_cond=0
- Products without fatal errors: GOM_NL__2P/MPH/PRODUCT_ERR=0
- Valid point profile: GOM_NL__2P/NL_LOCAL_SPECIES_DENSITY/pcd(0)=0

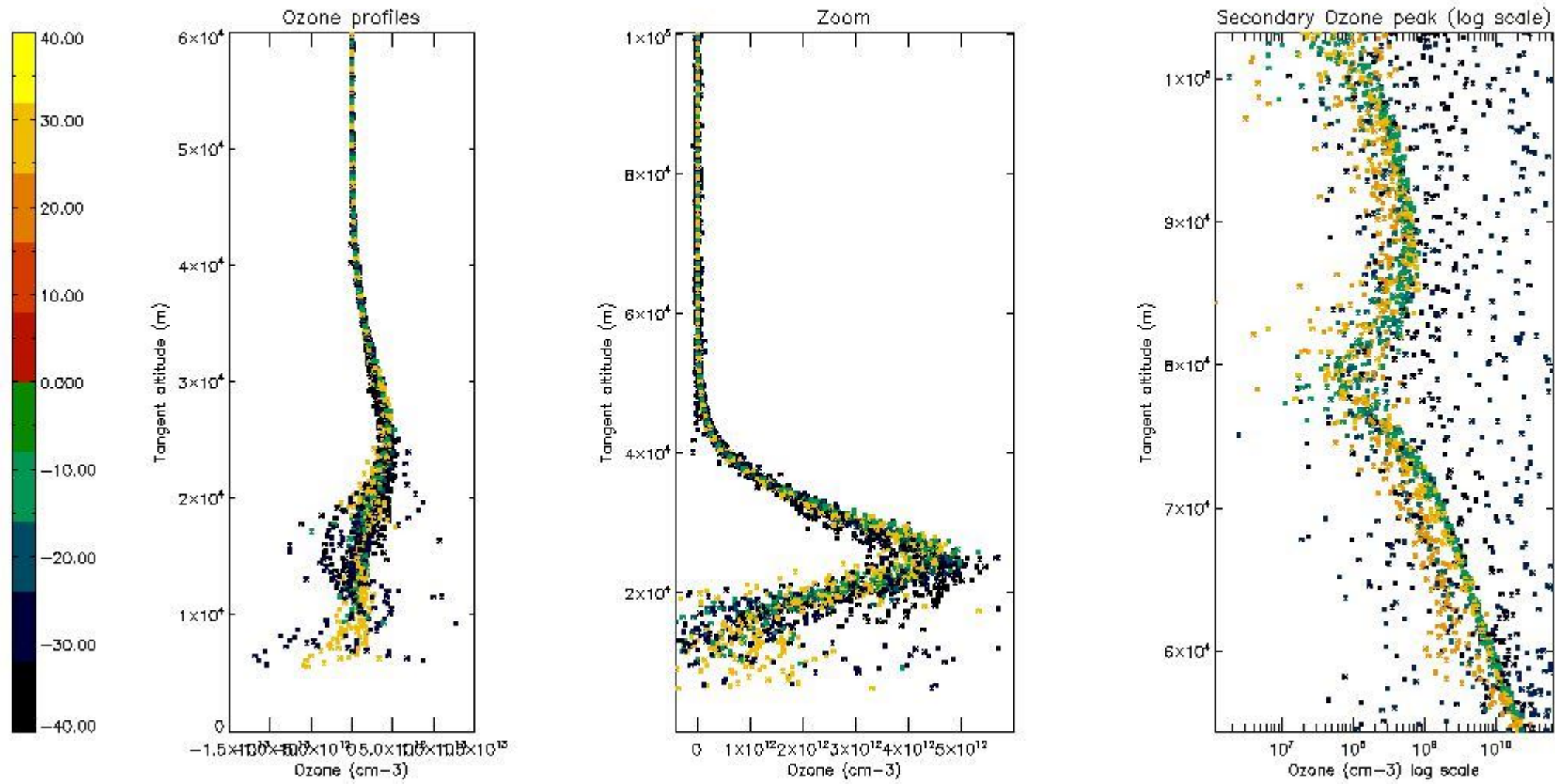
So, the table below shows the percentage of dark limb and valid observations for each criteria with respect to the overall valid daily observations.

Criteria	% of total production
All STD	35
STD < 20	18

STD < 10	13
STD < 5	7

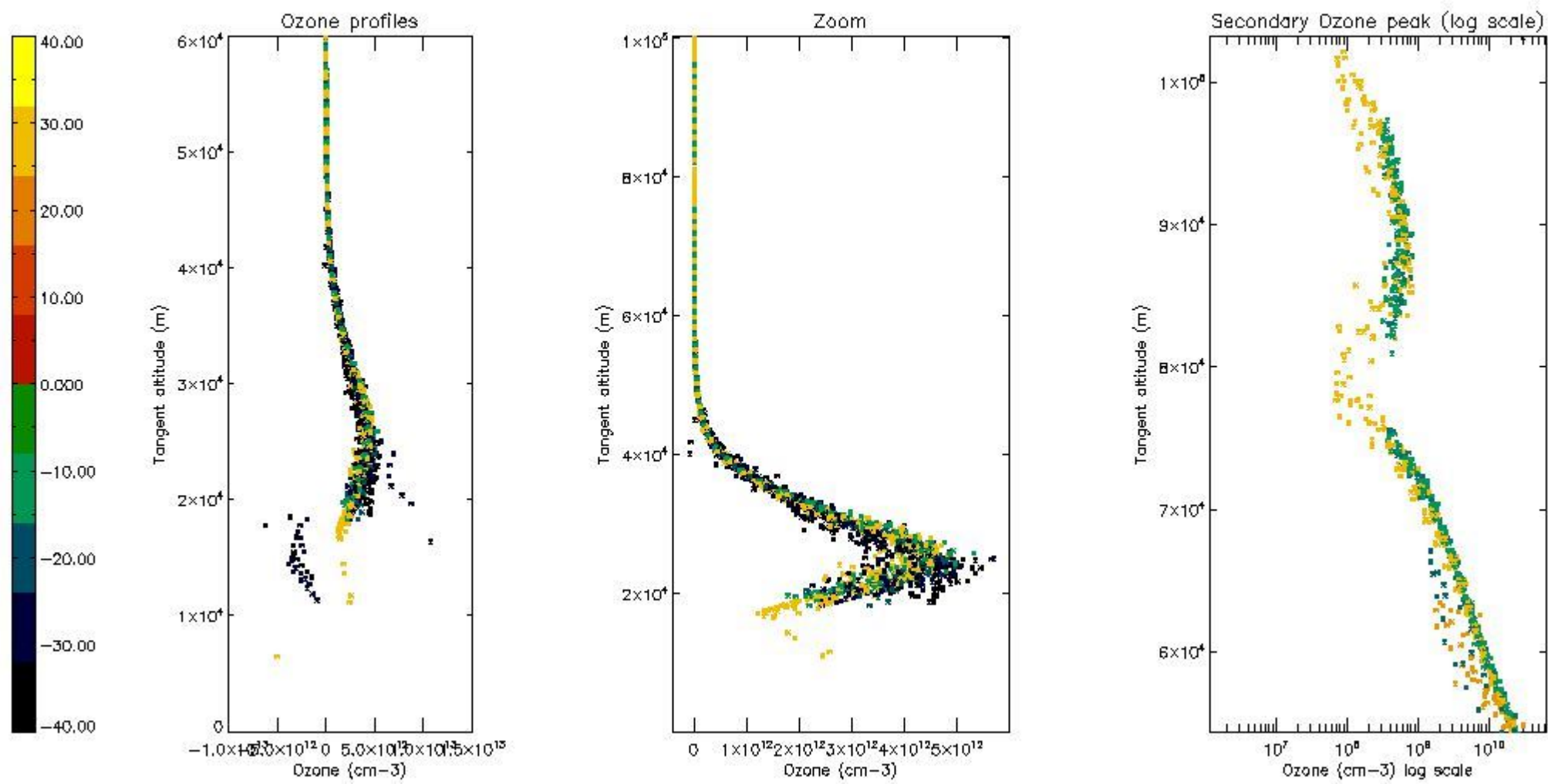
5.2 Plot ozone profiles for all STD (dark without errors)

The colorbar represents the latitude.



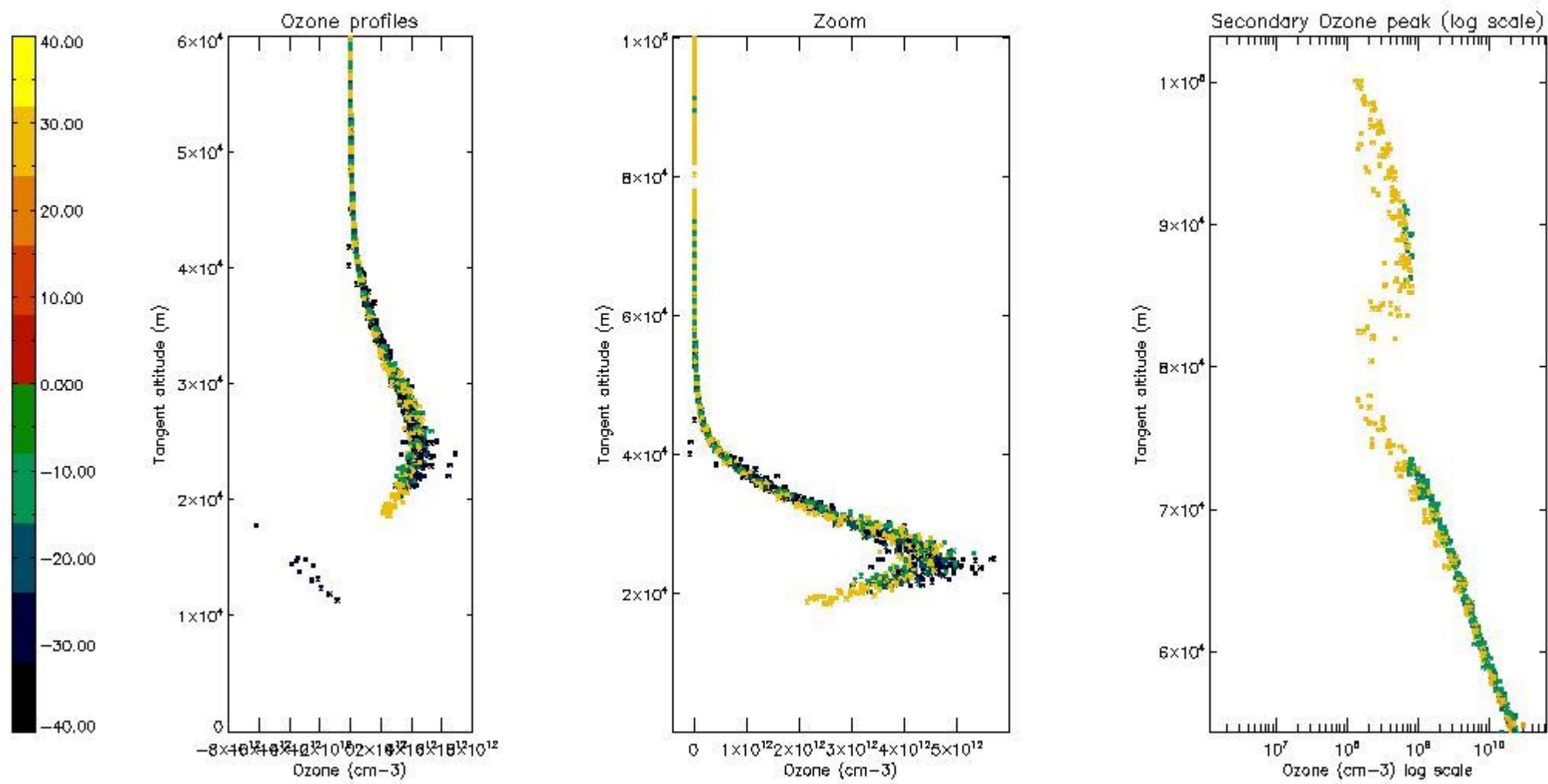
5.3 Plot ozone profiles where STD < 20% (dark without errors)

The colorbar represents the latitude.



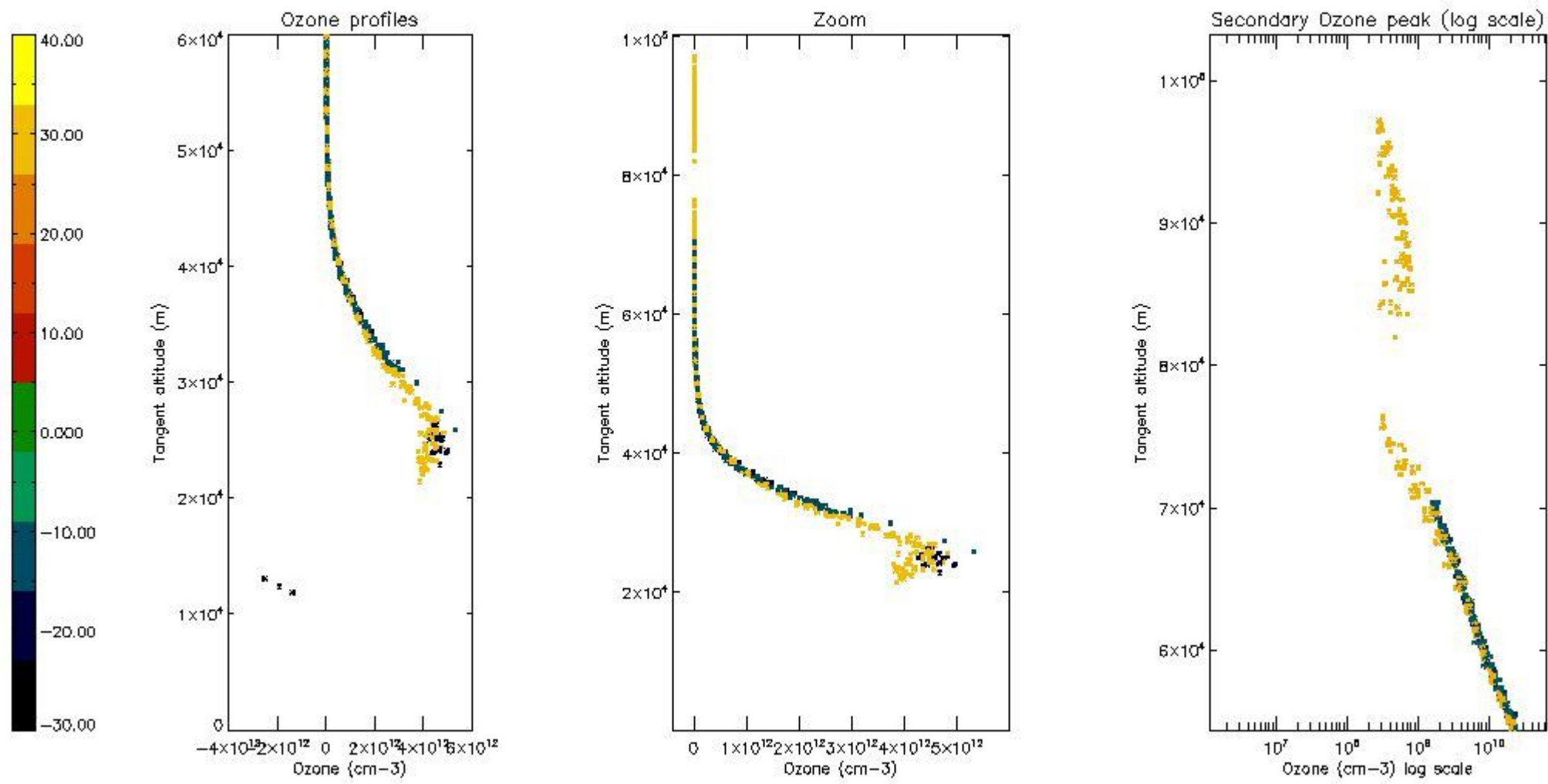
5.4 Plot ozone profiles where STD < 10% (dark without errors)

The colorbar represents the latitude.



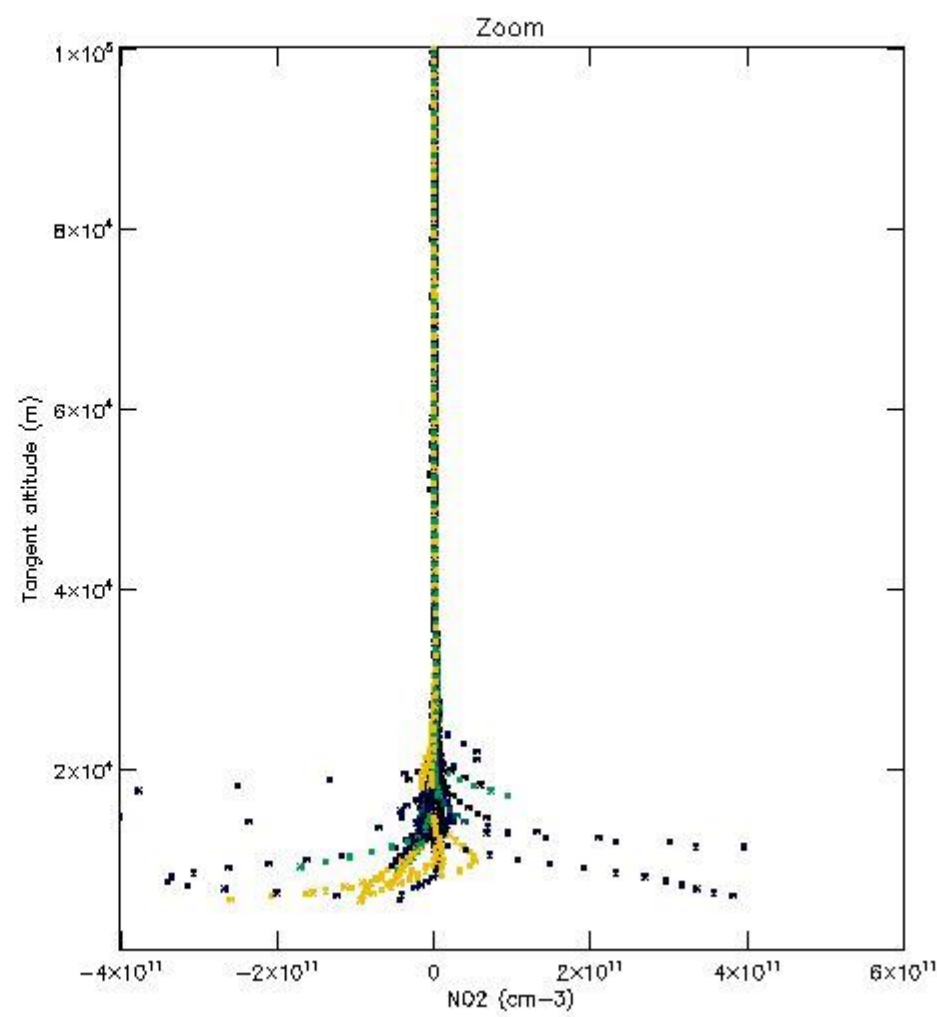
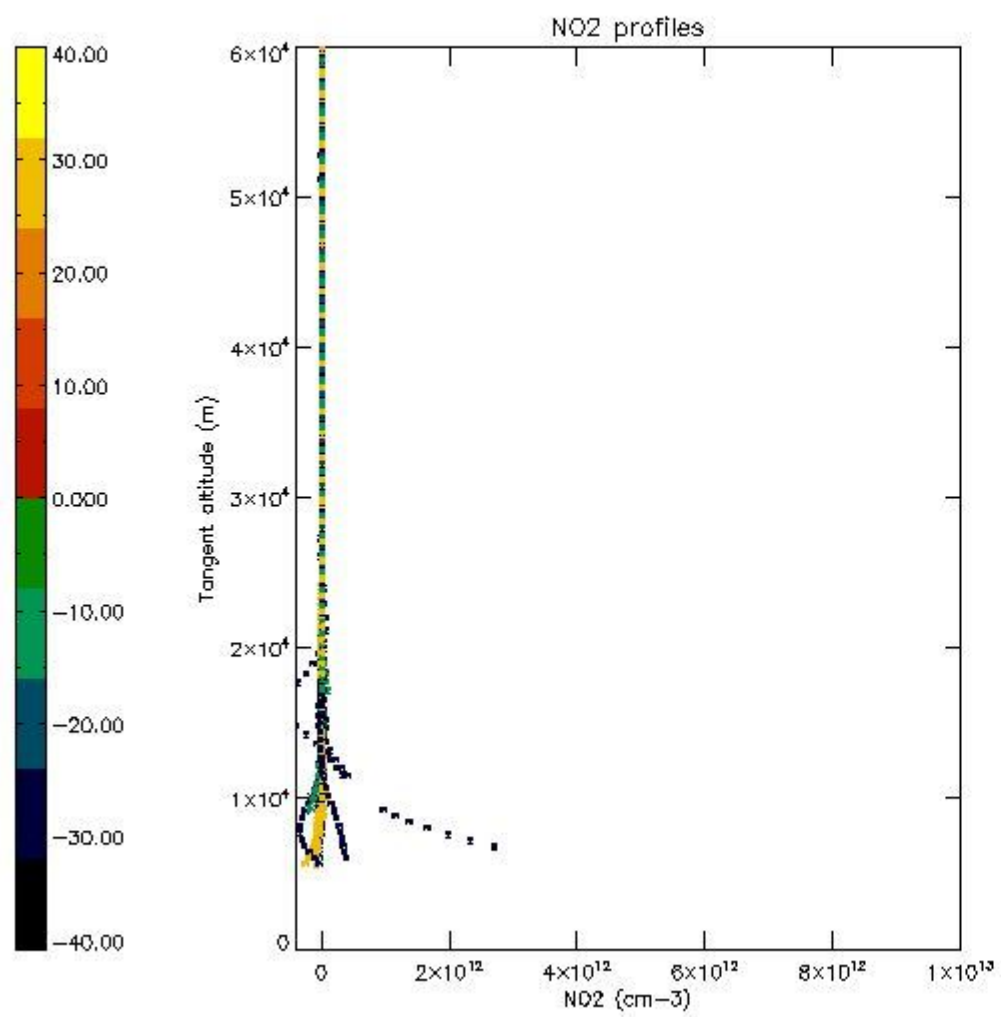
5.5 Plot ozone profiles where STD < 5% (dark without errors)

The colorbar represents the latitude.



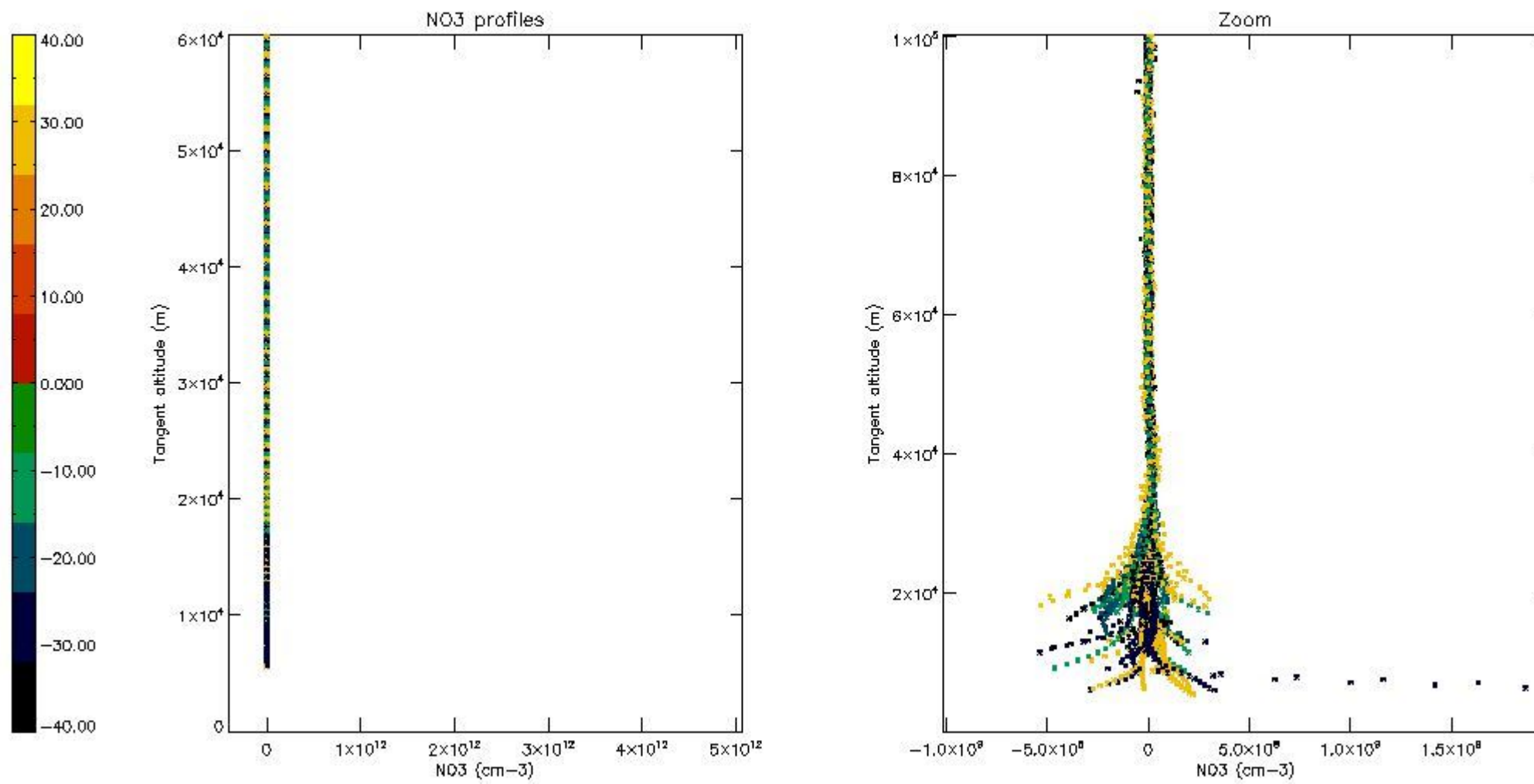
5.6 Plot NO₂ profiles for all STD (dark without errors)

The colorbar represents the latitude.



5.7 Plot NO3 profiles for all STD (dark without errors)

The colorbar represents the latitude.



6. Auxiliary Data Files used for the production reported in section 2

The number reported in the third column indicates since which file (see list in section 2) the corresponding auxiliary file has been used. The fourth column is the date of those product files.

Type	Auxiliary Filename	Used since product	Used since product date
INST_PHYS_CHARACTERISTICS	GOM_INS_AXVIEC20091111_143220_20030716_120000_20500101_000000	1	23-OCT-2006 00:07:57
LEVEL-2_PROC_CONFIG	GOM_PR2_AXVIEC20091111_152718_20020301_000000_20500101_000000	1	23-OCT-2006 00:07:57
CROSS_SECTIONS_FILE	GOM_CRS_AXVIEC20091111_154832_20020301_000000_20500101_000000	1	23-OCT-2006 00:07:57

GOMOS Level 2 Daily Report

SUMMARY

[1. General Info](#)

[2. Summary of processed GOM_NL_2P products](#)

[3. Level 2 Quality information per product](#)

[3.1 Plot of level 2 quality information per product \(time dependant\)](#)

[3.2 Plot of level 2 quality information per product \(world map\)](#)

[4. Level 1 Quality information per product \(stored on level 2 products\)](#)

[4.1 Plot of level 1 quality information per product \(time dependant\)](#)

[4.1.1 Plot of level 1 quality information per product \(time dependant\): ASCENDING](#)

[4.1.2 Plot of level 1 quality information per product \(time dependant\): DESCENDING](#)

[4.2 Plot of level 1 quality information per product \(world map\)](#)

[4.2.1 Plot of level 1 quality information per product \(world map\): ASCENDING](#)

[4.2.2 Plot of level 1 quality information per product \(world map\): DESCENDING](#)

[5. Ozone profiles based on quality statistics and other trace gas profiles](#)

[5.1 Ozone statistics based on quality of products](#)

[5.2 Plot ozone profiles for all STD \(dark without errors\)](#)

[5.3 Plot ozone profiles where STD < 20% \(dark without errors\)](#)

[5.4. Plot ozone profiles where STD < 10% \(dark without errors\)](#)

[5.5. Plot ozone profiles where STD < 5% \(dark without errors\)](#)

[5.6 Plot NO2 profiles for all STD \(dark without errors\)](#)

[5.7 Plot NO3 profiles for all STD \(dark without errors\)](#)

[5.8 Plot H2O profiles \(only for occultations of stars 1,2,3,4,13,14,16,26,63 dark without errors\) for all STD](#)

[6. Auxiliary Data Files used for the production reported in section 2](#)

This report presents the daily analysis on parameters extracted from GOMOS level 2 data (GOM_NL__2P). It is intended to monitor some important parameters that will impact the quality of these products. A list of level 2 products (and content) that have arrived during the reporting day to the PCF is also given.

Item	Value
Time of report generation	24APR2013 05:13:20
Data source version	GOMOS/6.01
Start time of products	23-10-2006 (23OCT2006 00:00:00)
Stop time of products	24-10-2006 (24OCT2006 00:00:00)
Store outputs in DB	Yes
Nb of level 2 prods	236
Nb of prods with errors	0

2. Summary of processed GOM_NL__2P products.

Nr	Filename	UTC Start time	Limb	Duration	Star Id	Star Name	Star Mag	Star Temp	Nb Meas	Orbit	Prod. error
1	GOM_NL__2PRFIN20061023_000757_000000292052_00188_24290_3103.N1	23-OCT-2006 00:07:57	Bright	29.000	140	88Gam Peg	2.8340	26000.	58	24290	No
2	GOM_NL__2PRFIN20061023_001151_000000312052_00188_24290_3104.N1	23-OCT-2006 00:11:51	Bright	31.000	58	21Alp And	2.0730	11000.	62	24290	No
3	GOM_NL__2PRFIN20061023_001354_000000342052_00188_24290_3105.N1	23-OCT-2006 00:13:54	Bright	33.500	53	43Bet And	2.0480	3300.0	67	24290	No
4	GOM_NL__2PRFIN20061023_001937_000000282052_00188_24290_3106.N1	23-OCT-2006 00:19:37	Bright	27.500	68	18Alp Cas	2.2250	4500.0	55	24290	No
5	GOM_NL__2PRFIN20061023_002055_000000302052_00188_24290_3107.N1	23-OCT-2006 00:20:55	Bright	30.000	76	27Gam Cas	2.3000	30000.	60	24290	No
6	GOM_NL__2PRFIN20061023_002849_000000282052_00188_24290_3108.N1	23-OCT-2006 00:28:49	Bright	28.000	49	1Alp UMi	1.9900	6300.0	56	24290	No
7	GOM_NL__2PRFIN20061023_003212_000000432052_00188_24290_3109.N1	23-OCT-2006 00:32:12	Bright	43.000	60	7Bet UMi	2.0810	3950.0	86	24290	No
8	GOM_NL__2PRFIN20061023_003704_000000302052_00188_24290_3110.N1	23-OCT-2006 00:37:04	Bright	30.000	36	50Alp UMa	1.8000	6300.0	60	24290	No
9	GOM_NL__2PRFIN20061023_003839_000000452052_00188_24290_3111.N1	23-OCT-2006 00:38:39	Bright	45.000	82	48Bet UMa	2.3650	10600.	90	24290	No
10	GOM_NL__2PRFIN20061023_004209_000000322052_00188_24290_3112.N1	23-OCT-2006 00:42:09	Bright	31.500	174	52Psi UMa	3.0040	4400.0	63	24290	No
11	GOM_NL__2PRFIN20061023_004907_000000302052_00188_24290_3113.N1	23-OCT-2006 00:49:07	Bright	29.500	96	68Del Leo	2.5600	9300.0	59	24290	No
12	GOM_NL__2PRFIN20061023_010842_000000322052_00188_24290_3114.N1	23-OCT-2006 01:08:42	Dark	31.500	113	Mu Vel	2.6920	5000.0	63	24290	No
13	GOM_NL__2PRFIN20061023_011017_000000372052_00188_24290_3115.N1	23-OCT-2006 01:10:17	Dark	37.000	65	Lam Vel	2.2040	4400.0	74	24290	No
14	GOM_NL__2PRFIN20061023_011313_000000342052_00189_24291_3251.N1	23-OCT-2006 01:13:13	Dark	34.000	46	Del Vel	1.9540	10600.	68	24291	No
15	GOM_NL__2PRFIN20061023_011509_000000332052_00189_24291_3252.N1	23-OCT-2006 01:15:09	Dark	33.000	29	Bet Car	1.6720	10200.	66	24291	No
16	GOM_NL__2PRFIN20061023_012611_000000322052_00189_24291_3253.N1	23-OCT-2006 01:26:11	Dark	31.500	143	Alp Hyi	2.8570	7200.0	63	24291	No
17	GOM_NL__2PRFIN20061023_012736_000000442052_00189_24291_3254.N1	23-OCT-2006 01:27:36	Dark	43.500	9	Alp Eri	0.45300	24000.	87	24291	No
18	GOM_NL__2PRFIN20061023_013903_000000352052_00189_24291_3255.N1	23-OCT-2006 01:39:03	Straylight	35.000	52	16Bet Cet	2.0370	4500.0	70	24291	No
19	GOM_NL__2PRFIN20061023_014833_000000292052_00189_24291_3256.N1	23-OCT-2006 01:48:33	Bright	28.500	140	88Gam Peg	2.8340	26000.	57	24291	No
20	GOM_NL__2PRFIN20061023_015227_000000312052_00189_24291_3257.N1	23-OCT-2006 01:52:27	Bright	31.000	58	21Alp And	2.0730	11000.	62	24291	No
21	GOM_NL__2PRFIN20061023_015429_000000352052_00189_24291_3258.N1	23-OCT-2006 01:54:29	Bright	35.000	53	43Bet And	2.0480	3300.0	70	24291	No
22	GOM_NL__2PRFIN20061023_020013_000000312052_00189_24291_3259.N1	23-OCT-2006 02:00:13	Bright	30.500	68	18Alp Cas	2.2250	4500.0	61	24291	No
23	GOM_NL__2PRFIN20061023_020130_000000302052_00189_24291_3260.N1	23-OCT-2006 02:01:30	Bright	30.000	76	27Gam Cas	2.3000	30000.	60	24291	No
24	GOM_NL__2PRFIN20061023_020925_000000272052_00189_24291_3261.N1	23-OCT-2006 02:09:25	Bright	27.000	49	1Alp UMi	1.9900	6300.0	54	24291	No
25	GOM_NL__2PRFIN20061023_021248_000000312052_00189_24291_3262.N1	23-OCT-2006 02:12:48	Bright	31.000	60	7Bet UMi	2.0810	3950.0	62	24291	No
26	GOM_NL__2PRFIN20061023_021740_000000332052_00189_24291_3263.N1	23-OCT-2006 02:17:40	Bright	32.500	36	50Alp UMa	1.8000	6300.0	65	24291	No
27	GOM_NL__2PRFIN20061023_021915_000000322052_00189_24291_3264.N1	23-OCT-2006 02:19:15	Bright	31.500	82	48Bet UMa	2.3650	10600.	63	24291	No
28	GOM_NL__2PRFIN20061023_022245_000000312052_00189_24291_3265.N1	23-OCT-2006 02:22:45	Bright	30.500	174	52Psi UMa	3.0040	4400.0	61	24291	No
29	GOM_NL__2PRFIN20061023_022943_000000292052_00189_24291_3266.N1	23-OCT-2006 02:29:43	Bright	29.000	96	68Del Leo	2.5600	9300.0	58	24291	No
30	GOM_NL__2PRFIN20061023_024918_000000322052_00189_24291_3267.N1	23-OCT-2006 02:49:18	Dark	32.000	113	Mu Vel	2.6920	5000.0	64	24291	No
31	GOM_NL__2PRFIN20061023_025054_000000432052_00189_24291_3268.N1	23-OCT-2006 02:50:54	Dark	42.500	65	Lam Vel	2.2040	4400.0	85	24291	No
32	GOM_NL__2PRFIN20061023_025350_000000362052_00190_24292_3098.N1	23-OCT-2006 02:53:50	Dark	35.500	46	Del Vel	1.9540	10600.	71	24292	No
33	GOM_NL__2PRFIN20061023_025545_000000342052_00190_24292_3099.N1	23-OCT-2006 02:55:45	Dark	33.500	29	Bet Car	1.6720	10200.	67	24292	No
34	GOM_NL__2PRFIN20061023_030648_000000312052_00190_24292_3100.N1	23-OCT-2006 03:06:48	Dark	31.000	143	Alp Hyi	2.8570	7200.0	62	24292	No
35	GOM_NL__2PRFIN20061023_030813_000000382052_00190_24292_3101.N1	23-OCT-2006 03:08:13	Dark	38.000	9	Alp Eri	0.45300	24000.	76	24292	No
36	GOM_NL__2PRFIN20061023_031939_000000362052_00190_24292_3102.N1	23-OCT-2006 03:19:39	Straylight	36.000	52	16Bet Cet	2.0370	4500.0	72	24292	No
37	GOM_NL__2PRFIN20061023_032909_000000302052_00190_24292_3103.N1	23-OCT-2006 03:29:09	Bright	29.500	140	88Gam Peg	2.8340	26000.	59	24292	No
38	GOM_NL__2PRFIN20061023_033303_000000282052_00190_24292_3104.N1	23-OCT-2006 03:33:03	Bright	28.000	58	21Alp And	2.0730	11000.	56	24292	No
39	GOM_NL__2PRFIN20061023_033505_000000322052_00190_24292_3105.N1	23-OCT-2006 03:35:05	Bright	32.000	53	43Bet And	2.0480	3300.0	64	24292	No
40	GOM_NL__2PRFIN20061023_034049_000000292052_00190_24292_3106.N1	23-OCT-2006 03:40:49	Bright	28.500	68	18Alp Cas	2.2250	4500.0	57	24292	No
41	GOM_NL__2PRFIN20061023_034206_000000312052_00190_24292_3107.N1	23-OCT-2006 03:42:06	Bright	30.500	76	27Gam Cas	2.3000	30000.	61	24292	No
42	GOM_NL__2PRFIN20061023_035001_000000292052_00190_24292_3108.N1	23-OCT-2006 03:50:01	Bright	28.500	49	1Alp UMi	1.9900	6300.0	57	24292	No

43	GOM_NL__2PRFIN20061023_035325_000000322052_00190_24292_3109.N1	23-OCT-2006 03:53:25	Bright	32.000	60	7Bet UMi	2.0810	3950.0	64	24292	No
44	GOM_NL__2PRFIN20061023_035816_000000322052_00190_24292_3110.N1	23-OCT-2006 03:58:16	Bright	32.000	36	50Alp UMa	1.8000	6300.0	64	24292	No
45	GOM_NL__2PRFIN20061023_035951_000000312052_00190_24292_3111.N1	23-OCT-2006 03:59:51	Bright	30.500	82	48Bet UMa	2.3650	10600.	61	24292	No
46	GOM_NL__2PRFIN20061023_040321_000000292052_00190_24292_3112.N1	23-OCT-2006 04:03:21	Bright	29.000	174	52Psi UMa	3.0040	4400.0	58	24292	No
47	GOM_NL__2PRFIN20061023_041019_000000292052_00190_24292_3113.N1	23-OCT-2006 04:10:19	Bright	29.000	96	68Del Leo	2.5600	9300.0	58	24292	No
48	GOM_NL__2PRFIN20061023_042954_000000352052_00190_24292_3114.N1	23-OCT-2006 04:29:54	Dark	34.500	113	Mu Vel	2.6920	5000.0	69	24292	No
49	GOM_NL__2PRFIN20061023_043131_000000412052_00190_24292_3115.N1	23-OCT-2006 04:31:31	Dark	41.000	65	Lam Vel	2.2040	4400.0	82	24292	No
50	GOM_NL__2PRFIN20061023_043426_000000352052_00191_24293_3099.N1	23-OCT-2006 04:34:26	Dark	34.500	46	Del Vel	1.9540	10600.	69	24293	No
51	GOM_NL__2PRFIN20061023_043621_000000322052_00191_24293_3100.N1	23-OCT-2006 04:36:21	Dark	32.000	29	Bet Car	1.6720	10200.	64	24293	No
52	GOM_NL__2PRFIN20061023_044724_000000312052_00191_24293_3101.N1	23-OCT-2006 04:47:24	Dark	31.000	143	Alp Hyi	2.8570	7200.0	62	24293	No
53	GOM_NL__2PRFIN20061023_044849_000000382052_00191_24293_3102.N1	23-OCT-2006 04:48:49	Dark	37.500	9	Alp Eri	0.45300	24000.	75	24293	No
54	GOM_NL__2PRFIN20061023_050015_000000372052_00191_24293_3103.N1	23-OCT-2006 05:00:15	Straylight	36.500	52	16Bet Cet	2.0370	4500.0	73	24293	No
55	GOM_NL__2PRFIN20061023_050945_000000302052_00191_24293_3104.N1	23-OCT-2006 05:09:45	Bright	30.000	140	88Gam Peg	2.8340	26000.	60	24293	No
56	GOM_NL__2PRFIN20061023_051339_000000312052_00191_24293_3105.N1	23-OCT-2006 05:13:39	Bright	30.500	58	21Alp And	2.0730	11000.	61	24293	No
57	GOM_NL__2PRFIN20061023_051541_000000322052_00191_24293_3106.N1	23-OCT-2006 05:15:41	Bright	32.000	53	43Bet And	2.0480	3300.0	64	24293	No
58	GOM_NL__2PRFIN20061023_052125_000000312052_00191_24293_3107.N1	23-OCT-2006 05:21:25	Bright	31.000	68	18Alp Cas	2.2250	4500.0	62	24293	No
59	GOM_NL__2PRFIN20061023_052242_000000482052_00191_24293_3108.N1	23-OCT-2006 05:22:42	Bright	48.000	76	27Gam Cas	2.3000	30000.	96	24293	No
60	GOM_NL__2PRFIN20061023_053037_000000302052_00191_24293_3109.N1	23-OCT-2006 05:30:37	Bright	30.000	49	1Alp UMi	1.9900	6300.0	60	24293	No
61	GOM_NL__2PRFIN20061023_053401_000000312052_00191_24293_3110.N1	23-OCT-2006 05:34:01	Bright	30.500	60	7Bet UMi	2.0810	3950.0	61	24293	No
62	GOM_NL__2PRFIN20061023_053852_000000302052_00191_24293_3111.N1	23-OCT-2006 05:38:52	Bright	30.000	36	50Alp UMa	1.8000	6300.0	60	24293	No
63	GOM_NL__2PRFIN20061023_054027_000000292052_00191_24293_3112.N1	23-OCT-2006 05:40:27	Bright	28.500	82	48Bet UMa	2.3650	10600.	57	24293	No
64	GOM_NL__2PRFIN20061023_054357_000000302052_00191_24293_3113.N1	23-OCT-2006 05:43:57	Bright	29.500	174	52Psi UMa	3.0040	4400.0	59	24293	No
65	GOM_NL__2PRFIN20061023_055055_000000302052_00191_24293_3114.N1	23-OCT-2006 05:50:55	Bright	29.500	96	68Del Leo	2.5600	9300.0	59	24293	No
66	GOM_NL__2PRFIN20061023_061031_000000352052_00191_24293_3115.N1	23-OCT-2006 06:10:31	Dark	34.500	113	Mu Vel	2.6920	5000.0	69	24293	No
67	GOM_NL__2PRFIN20061023_061207_000000432052_00191_24293_3116.N1	23-OCT-2006 06:12:07	Dark	42.500	65	Lam Vel	2.2040	4400.0	85	24293	No
68	GOM_NL__2PRFIN20061023_061503_000000392052_00192_24294_3099.N1	23-OCT-2006 06:15:03	Dark	39.000	46	Del Vel	1.9540	10600.	78	24294	No
69	GOM_NL__2PRFIN20061023_061657_000000402052_00192_24294_3100.N1	23-OCT-2006 06:16:57	Dark	40.000	29	Bet Car	1.6720	10200.	80	24294	No
70	GOM_NL__2PRFIN20061023_062800_000000322052_00192_24294_3101.N1	23-OCT-2006 06:28:00	Dark	31.500	143	Alp Hyi	2.8570	7200.0	63	24294	No
71	GOM_NL__2PRFIN20061023_062925_000000422052_00192_24294_3102.N1	23-OCT-2006 06:29:25	Dark	42.000	9	Alp Eri	0.45300	24000.	84	24294	No
72	GOM_NL__2PRFIN20061023_064051_000000362052_00192_24294_3103.N1	23-OCT-2006 06:40:51	Straylight	36.000	52	16Bet Cet	2.0370	4500.0	72	24294	No
73	GOM_NL__2PRFIN20061023_065021_000000292052_00192_24294_3104.N1	23-OCT-2006 06:50:21	Bright	29.000	140	88Gam Peg	2.8340	26000.	58	24294	No
74	GOM_NL__2PRFIN20061023_065415_000000302052_00192_24294_3105.N1	23-OCT-2006 06:54:15	Bright	30.000	58	21Alp And	2.0730	11000.	60	24294	No
75	GOM_NL__2PRFIN20061023_065617_000000312052_00192_24294_3106.N1	23-OCT-2006 06:56:17	Bright	31.000	53	43Bet And	2.0480	3300.0	62	24294	No
76	GOM_NL__2PRFIN20061023_070200_000000292052_00192_24294_3107.N1	23-OCT-2006 07:02:00	Bright	29.000	68	18Alp Cas	2.2250	4500.0	58	24294	No
77	GOM_NL__2PRFIN20061023_070318_000000302052_00192_24294_3108.N1	23-OCT-2006 07:03:18	Bright	29.500	76	27Gam Cas	2.3000	30000.	59	24294	No
78	GOM_NL__2PRFIN20061023_071113_000000302052_00192_24294_3109.N1	23-OCT-2006 07:11:13	Bright	29.500	49	1Alp UMi	1.9900	6300.0	59	24294	No
79	GOM_NL__2PRFIN20061023_071437_000000322052_00192_24294_3110.N1	23-OCT-2006 07:14:37	Bright	31.500	60	7Bet UMi	2.0810	3950.0	63	24294	No
80	GOM_NL__2PRFIN20061023_071927_000000332052_00192_24294_3111.N1	23-OCT-2006 07:19:27	Bright	32.500	36	50Alp UMa	1.8000	6300.0	65	24294	No
81	GOM_NL__2PRFIN20061023_072102_000000422052_00192_24294_3112.N1	23-OCT-2006 07:21:02	Bright	41.500	82	48Bet UMa	2.3650	10600.	83	24294	No
82	GOM_NL__2PRFIN20061023_072433_000000302052_00192_24294_3113.N1	23-OCT-2006 07:24:33	Bright	29.500	174	52Psi UMa	3.0040	4400.0	59	24294	No
83	GOM_NL__2PRFIN20061023_073131_000000272052_00192_24294_3114.N1	23-OCT-2006 07:31:31	Bright	27.000	96	68Del Leo	2.5600	9300.0	54	24294	No
84	GOM_NL__2PRFIN20061023_075107_000000342052_00192_24294_3115.N1	23-OCT-2006 07:51:07	Dark	34.000	113	Mu Vel	2.6920	5000.0	68	24294	No
85	GOM_NL__2PRFIN20061023_075244_000000412052_00192_24294_3116.N1	23-OCT-2006 07:52:44	Dark	41.000	65	Lam Vel	2.2040	4400.0	82	24294	No
86	GOM_NL__2PRFIN20061023_075539_000000362052_00193_24295_3099.N1	23-OCT-2006 07:55:39	Dark	36.000	46	Del Vel	1.9540	10600.	72	24295	No
87	GOM_NL__2PRFIN20061023_075734_000000322052_00193_24295_3100.N1	23-OCT-2006 07:57:34	Dark	31.500	29	Bet Car	1.6720	10200.	63	24295	No
88	GOM_NL__2PRFIN20061023_080836_000000332052_00193_24295_3101.N1	23-OCT-2006 08:08:36	Dark	33.000	143	Alp Hyi	2.8570	7200.0	66	24295	No
89	GOM_NL__2PRFIN20061023_081001_000000432052_00193_24295_3102.N1	23-OCT-2006 08:10:01	Dark	43.000	9	Alp Eri	0.45300	24000.	86	24295	No
90	GOM_NL__2PRFIN20061023_082127_000000382052_00193_24295_3103.N1	23-OCT-2006 08:21:27	Straylight	37.500	52	16Bet Cet	2.0370	4500.0	75	24295	No
91	GOM_NL__2PRFIN20061023_083057_000000302052_00193_24295_3104.N1	23-OCT-2006 08:30:57	Bright	30.000	140	88Gam Peg	2.8340	26000.	60	24295	No
92	GOM_NL__2PRFIN20061023_083451_000000312052_00193_24295_3105.N1	23-OCT-2006 08:34:51	Bright	30.500	58	21Alp And	2.0730	11000.	61	24295	No
93	GOM_NL__2PRFIN20061023_083652_000000312052_00193_24295_3106.N1	23-OCT-2006 08:36:52	Bright	30.500	53	43Bet And	2.0480	3300.0	61	24295	No
94	GOM_NL__2PRFIN20061023_084236_000000322052_00193_24295_3107.N1	23-OCT-2006 08:42:36	Bright	32.000	68	18Alp Cas	2.2250	4500.0	64	24295	No
95	GOM_NL__2PRFIN20061023_084354_000000312052_00193_24295_3108.N1	23-OCT-2006 08:43:54	Bright	31.000	76	27Gam Cas	2.3000	30000.	62	24295	No
96	GOM_NL__2PRFIN20061023_085149_000000312052_00193_24295_3109.N1	23-OCT-2006 08:51:49	Bright	30.500	49	1Alp UMi	1.9900	6300.0	61	24295	No
97	GOM_NL__2PRFIN20061023_085513_000000292052_00193_24295_3110.N1	23-OCT-2006 08:55:13	Bright	29.000	60	7Bet UMi	2.0810	3950.0	58	24295	No
98	GOM_NL__2PRFIN20061023_090004_000000322052_00193_24295_3111.N1	23-OCT-2006 09:00:04	Bright	32.000	36	50Alp UMa	1.8000	6300.0	64	24295	No
99	GOM_NL__2PRFIN20061023_090138_000000322052_00193_24295_3112.N1	23-OCT-2006 09:01:38	Bright	32.000	82	48Bet UMa	2.3650	10600.	64	24295	No
100	GOM_NL__2PRFIN20061023_090509_000000312052_00193_24295_3113.N1	23-OCT-2006 09:05:09	Bright	31.000	174	52Psi UMa	3.0040	4400.0	62	24295	No
101	GOM_NL__2PRFIN20061023_091208_000000292052_00193_24295_3114.N1	23-OCT-2006 09:12:08	Bright	28.500	96	68Del Leo	2.5600	9300.0	57	24295	No

102	GOM_NL__2PRFIN20061023_093143_000000372052_00193_24295_3115.N1	23-OCT-2006 09:31:43	Dark	36.500	113	Mu Vel	2.6920	5000.0	73	24295	No
103	GOM_NL__2PRFIN20061023_093321_000000452052_00193_24295_3116.N1	23-OCT-2006 09:33:21	Dark	44.500	65	Lam Vel	2.2040	4400.0	89	24295	No
104	GOM_NL__2PRFIN20061023_093616_000000352052_00194_24296_3099.N1	23-OCT-2006 09:36:16	Dark	35.000	46	Del Vel	1.9540	10600.	70	24296	No
105	GOM_NL__2PRFIN20061023_093810_000000342052_00194_24296_3100.N1	23-OCT-2006 09:38:10	Dark	33.500	29	Bet Car	1.6720	10200.	67	24296	No
106	GOM_NL__2PRFIN20061023_094912_000000322052_00194_24296_3101.N1	23-OCT-2006 09:49:12	Dark	32.000	143	Alp Hyi	2.8570	7200.0	64	24296	No
107	GOM_NL__2PRFIN20061023_095037_000000442052_00194_24296_3102.N1	23-OCT-2006 09:50:37	Dark	43.500	9	Alp Eri	0.45300	24000.	87	24296	No
108	GOM_NL__2PRFIN20061023_100203_000000382052_00194_24296_3103.N1	23-OCT-2006 10:02:03	Straylight	38.000	52	16Bet Cet	2.0370	4500.0	76	24296	No
109	GOM_NL__2PRFIN20061023_101133_000000302052_00194_24296_3104.N1	23-OCT-2006 10:11:33	Bright	30.000	140	88Gam Peg	2.8340	26000.	60	24296	No
110	GOM_NL__2PRFIN20061023_101527_000000302052_00194_24296_3105.N1	23-OCT-2006 10:15:27	Bright	29.500	58	21Alp And	2.0730	11000.	59	24296	No
111	GOM_NL__2PRFIN20061023_101728_000000322052_00194_24296_3106.N1	23-OCT-2006 10:17:28	Bright	31.500	53	43Bet And	2.0480	3300.0	63	24296	No
112	GOM_NL__2PRFIN20061023_102312_000000302052_00194_24296_3107.N1	23-OCT-2006 10:23:12	Bright	30.000	68	18Alp Cas	2.2250	4500.0	60	24296	No
113	GOM_NL__2PRFIN20061023_102429_000000312052_00194_24296_3108.N1	23-OCT-2006 10:24:29	Bright	31.000	76	27Gam Cas	2.3000	30000.	62	24296	No
114	GOM_NL__2PRFIN20061023_103225_000000302052_00194_24296_3109.N1	23-OCT-2006 10:32:25	Bright	30.000	49	1Alp UMi	1.9900	6300.0	60	24296	No
115	GOM_NL__2PRFIN20061023_103549_000000312052_00194_24296_3110.N1	23-OCT-2006 10:35:49	Bright	31.000	60	7Bet UMi	2.0810	3950.0	62	24296	No
116	GOM_NL__2PRFIN20061023_104039_000000472052_00194_24296_3111.N1	23-OCT-2006 10:40:39	Bright	47.000	36	50Alp UMa	1.8000	6300.0	94	24296	No
117	GOM_NL__2PRFIN20061023_104214_000000322052_00194_24296_3112.N1	23-OCT-2006 10:42:14	Bright	31.500	82	48Bet UMa	2.3650	10600.	63	24296	No
118	GOM_NL__2PRFIN20061023_104545_000000292052_00194_24296_3113.N1	23-OCT-2006 10:45:45	Bright	28.500	174	52Psi UMa	3.0040	4400.0	57	24296	No
119	GOM_NL__2PRFIN20061023_105244_000000292052_00194_24296_3114.N1	23-OCT-2006 10:52:44	Bright	29.000	96	68Del Leo	2.5600	9300.0	58	24296	No
120	GOM_NL__2PRFIN20061023_111219_000000342052_00194_24296_3115.N1	23-OCT-2006 11:12:19	Dark	33.500	113	Mu Vel	2.6920	5000.0	67	24296	No
121	GOM_NL__2PRFIN20061023_111358_000000422052_00194_24296_3116.N1	23-OCT-2006 11:13:58	Dark	42.000	65	Lam Vel	2.2040	4400.0	84	24296	No
122	GOM_NL__2PRFIN20061023_111652_000000362052_00195_24297_3099.N1	23-OCT-2006 11:16:52	Dark	36.000	46	Del Vel	1.9540	10600.	72	24297	No
123	GOM_NL__2PRFIN20061023_111846_000000302052_00195_24297_3100.N1	23-OCT-2006 11:18:46	Dark	30.000	29	Bet Car	1.6720	10200.	60	24297	No
124	GOM_NL__2PRFIN20061023_112948_000000312052_00195_24297_3101.N1	23-OCT-2006 11:29:48	Dark	30.500	143	Alp Hyi	2.8570	7200.0	61	24297	No
125	GOM_NL__2PRFIN20061023_113113_000000372052_00195_24297_3102.N1	23-OCT-2006 11:31:13	Dark	36.500	9	Alp Eri	0.45300	24000.	73	24297	No
126	GOM_NL__2PRFIN20061023_114239_000000372052_00195_24297_3103.N1	23-OCT-2006 11:42:39	Straylight	37.000	52	16Bet Cet	2.0370	4500.0	74	24297	No
127	GOM_NL__2PRFIN20061023_115209_000000302052_00195_24297_3104.N1	23-OCT-2006 11:52:09	Bright	29.500	140	88Gam Peg	2.8340	26000.	59	24297	No
128	GOM_NL__2PRFIN20061023_115603_000000312052_00195_24297_3105.N1	23-OCT-2006 11:56:03	Bright	31.000	58	21Alp And	2.0730	11000.	62	24297	No
129	GOM_NL__2PRFIN20061023_115804_000000342052_00195_24297_3106.N1	23-OCT-2006 11:58:04	Bright	33.500	53	43Bet And	2.0480	3300.0	67	24297	No
130	GOM_NL__2PRFIN20061023_120348_000000322052_00195_24297_3107.N1	23-OCT-2006 12:03:48	Bright	31.500	68	18Alp Cas	2.2250	4500.0	63	24297	No
131	GOM_NL__2PRFIN20061023_120505_000000312052_00195_24297_3108.N1	23-OCT-2006 12:05:05	Bright	31.000	76	27Gam Cas	2.3000	30000.	62	24297	No
132	GOM_NL__2PRFIN20061023_121301_000000302052_00195_24297_3109.N1	23-OCT-2006 12:13:01	Bright	30.000	49	1Alp UMi	1.9900	6300.0	60	24297	No
133	GOM_NL__2PRFIN20061023_121625_000000292052_00195_24297_3110.N1	23-OCT-2006 12:16:25	Bright	29.000	60	7Bet UMi	2.0810	3950.0	58	24297	No
134	GOM_NL__2PRFIN20061023_122115_000000312052_00195_24297_3111.N1	23-OCT-2006 12:21:15	Bright	31.000	36	50Alp UMa	1.8000	6300.0	62	24297	No
135	GOM_NL__2PRFIN20061023_122250_000000312052_00195_24297_3112.N1	23-OCT-2006 12:22:50	Bright	30.500	82	48Bet UMa	2.3650	10600.	61	24297	No
136	GOM_NL__2PRFIN20061023_122621_000000292052_00195_24297_3113.N1	23-OCT-2006 12:26:21	Bright	29.000	174	52Psi UMa	3.0040	4400.0	58	24297	No
137	GOM_NL__2PRFIN20061023_123320_000000302052_00195_24297_3114.N1	23-OCT-2006 12:33:20	Bright	30.000	96	68Del Leo	2.5600	9300.0	60	24297	No
138	GOM_NL__2PRFIN20061023_125256_000000352052_00195_24297_3115.N1	23-OCT-2006 12:52:56	Dark	34.500	113	Mu Vel	2.6920	5000.0	69	24297	No
139	GOM_NL__2PRFIN20061023_125434_000000492052_00195_24297_3116.N1	23-OCT-2006 12:54:34	Dark	48.500	65	Lam Vel	2.2040	4400.0	97	24297	No
140	GOM_NL__2PRFIN20061023_125729_000000342052_00196_24298_3099.N1	23-OCT-2006 12:57:29	Dark	33.500	46	Del Vel	1.9540	10600.	67	24298	No
141	GOM_NL__2PRFIN20061023_125922_000000382052_00196_24298_3100.N1	23-OCT-2006 12:59:22	Dark	37.500	29	Bet Car	1.6720	10200.	75	24298	No
142	GOM_NL__2PRFIN20061023_131025_000000312052_00196_24298_3101.N1	23-OCT-2006 13:10:25	Dark	31.000	143	Alp Hyi	2.8570	7200.0	62	24298	No
143	GOM_NL__2PRFIN20061023_131150_000000402052_00196_24298_3102.N1	23-OCT-2006 13:11:50	Dark	39.500	9	Alp Eri	0.45300	24000.	79	24298	No
144	GOM_NL__2PRFIN20061023_132315_000000392052_00196_24298_3103.N1	23-OCT-2006 13:23:15	Straylight	39.000	52	16Bet Cet	2.0370	4500.0	78	24298	No
145	GOM_NL__2PRFIN20061023_133245_000000302052_00196_24298_3104.N1	23-OCT-2006 13:32:45	Bright	30.000	140	88Gam Peg	2.8340	26000.	60	24298	No
146	GOM_NL__2PRFIN20061023_133639_000000302052_00196_24298_3105.N1	23-OCT-2006 13:36:39	Bright	30.000	58	21Alp And	2.0730	11000.	60	24298	No
147	GOM_NL__2PRFIN20061023_133840_000000322052_00196_24298_3106.N1	23-OCT-2006 13:38:40	Bright	31.500	53	43Bet And	2.0480	3300.0	63	24298	No
148	GOM_NL__2PRFIN20061023_134424_000000312052_00196_24298_3107.N1	23-OCT-2006 13:44:24	Bright	30.500	68	18Alp Cas	2.2250	4500.0	61	24298	No
149	GOM_NL__2PRFIN20061023_134541_000000312052_00196_24298_3108.N1	23-OCT-2006 13:45:41	Bright	31.000	76	27Gam Cas	2.3000	30000.	62	24298	No
150	GOM_NL__2PRFIN20061023_135701_000000302052_00196_24298_3109.N1	23-OCT-2006 13:57:01	Bright	29.500	60	7Bet UMi	2.0810	3950.0	59	24298	No
151	GOM_NL__2PRFIN20061023_140151_000000322052_00196_24298_3110.N1	23-OCT-2006 14:01:51	Bright	32.000	36	50Alp UMa	1.8000	6300.0	64	24298	No
152	GOM_NL__2PRFIN20061023_140326_000000302052_00196_24298_3111.N1	23-OCT-2006 14:03:26	Bright	29.500	82	48Bet UMa	2.3650	10600.	59	24298	No
153	GOM_NL__2PRFIN20061023_140657_000000322052_00196_24298_3112.N1	23-OCT-2006 14:06:57	Bright	31.500	174	52Psi UMa	3.0040	4400.0	63	24298	No
154	GOM_NL__2PRFIN20061023_141356_000000302052_00196_24298_3113.N1	23-OCT-2006 14:13:56	Bright	29.500	96	68Del Leo	2.5600	9300.0	59	24298	No
155	GOM_NL__2PRFIN20061023_143332_000000362052_00196_24298_3114.N1	23-OCT-2006 14:33:32	Dark	36.000	113	Mu Vel	2.6920	5000.0	72	24298	No
156	GOM_NL__2PRFIN20061023_143511_000000422052_00196_24298_3115.N1	23-OCT-2006 14:35:11	Dark	42.000	65	Lam Vel	2.2040	4400.0	84	24298	No
157	GOM_NL__2PRFIN20061023_143753_000000372052_00197_24299_3099.N1	23-OCT-2006 14:37:53	Dark	36.500	71	lot Car	2.2460	7700.0	73	24299	No
158	GOM_NL__2PRFIN20061023_143958_000000322052_00197_24299_3100.N1	23-OCT-2006 14:39:58	Dark	31.500	29	Bet Car	1.6720	10200.	63	24299	No
159	GOM_NL__2PRFIN20061023_145101_000000332052_00197_24299_3101.N1	23-OCT-2006 14:51:01	Dark	32.500	143	Alp Hyi	2.8570	7200.0	65	24299	No
160	GOM_NL__2PRFIN20061023_145226_000000432052_00197_24299_3102.N1	23-OCT-2006 14:52:26	Dark	42.500	9	Alp Eri	0.45300	24000.	85	24299	No

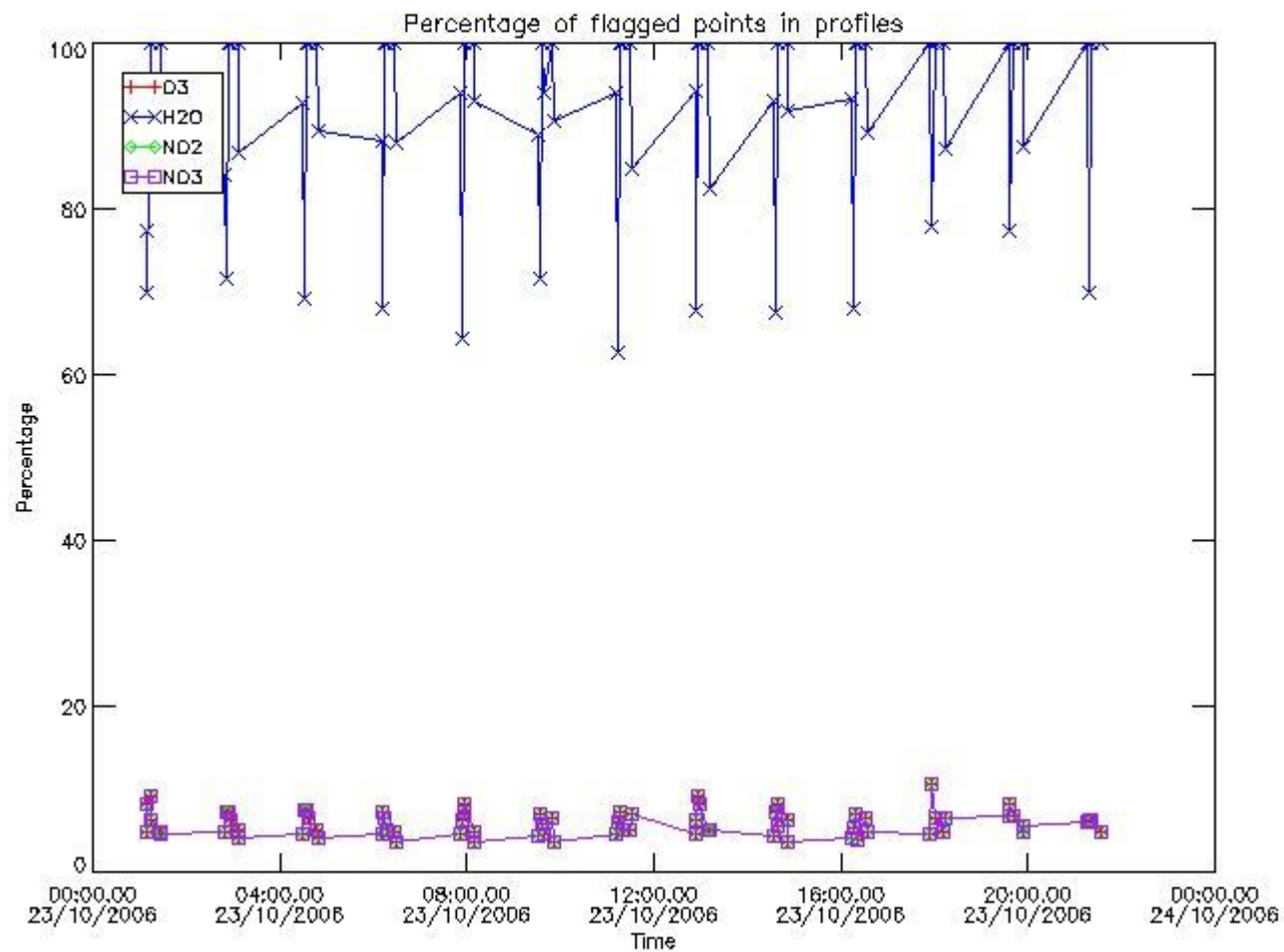
161	GOM_NL__2PRFIN20061023_150351_000000372052_00197_24299_3103.N1	23-OCT-2006 15:03:51	Straylight	36.500	52	16Bet Cet	2.0370	4500.0	73	24299	No
162	GOM_NL__2PRFIN20061023_151321_000000292052_00197_24299_3104.N1	23-OCT-2006 15:13:21	Bright	29.000	140	88Gam Peg	2.8340	26000.	58	24299	No
163	GOM_NL__2PRFIN20061023_151715_000000312052_00197_24299_3105.N1	23-OCT-2006 15:17:15	Bright	31.000	58	21Alp And	2.0730	11000.	62	24299	No
164	GOM_NL__2PRFIN20061023_151915_000000332052_00197_24299_3106.N1	23-OCT-2006 15:19:15	Bright	33.000	53	43Bet And	2.0480	3300.0	66	24299	No
165	GOM_NL__2PRFIN20061023_152459_000000322052_00197_24299_3107.N1	23-OCT-2006 15:24:59	Bright	32.000	68	18Alp Cas	2.2250	4500.0	64	24299	No
166	GOM_NL__2PRFIN20061023_152617_000000322052_00197_24299_3108.N1	23-OCT-2006 15:26:17	Bright	32.000	76	27Gam Cas	2.3000	30000.	64	24299	No
167	GOM_NL__2PRFIN20061023_153413_000000292052_00197_24299_3109.N1	23-OCT-2006 15:34:13	Bright	29.000	49	1Alp UMi	1.9900	6300.0	58	24299	No
168	GOM_NL__2PRFIN20061023_153738_000000282052_00197_24299_3110.N1	23-OCT-2006 15:37:38	Bright	28.000	60	7Bet UMi	2.0810	3950.0	56	24299	No
169	GOM_NL__2PRFIN20061023_154227_000000322052_00197_24299_3111.N1	23-OCT-2006 15:42:27	Bright	32.000	36	50Alp UMa	1.8000	6300.0	64	24299	No
170	GOM_NL__2PRFIN20061023_154402_000000312052_00197_24299_3112.N1	23-OCT-2006 15:44:02	Bright	31.000	82	48Bet UMa	2.3650	10600.	62	24299	No
171	GOM_NL__2PRFIN20061023_154733_000000292052_00197_24299_3113.N1	23-OCT-2006 15:47:33	Bright	29.000	174	52Psi UMa	3.0040	4400.0	58	24299	No
172	GOM_NL__2PRFIN20061023_155432_000000482052_00197_24299_3114.N1	23-OCT-2006 15:54:32	Bright	48.000	96	68Del Leo	2.5600	9300.0	96	24299	No
173	GOM_NL__2PRFIN20061023_161408_000000372052_00197_24299_3115.N1	23-OCT-2006 16:14:08	Dark	37.000	113	Mu Vel	2.6920	5000.0	74	24299	No
174	GOM_NL__2PRFIN20061023_161547_000000492052_00197_24299_3116.N1	23-OCT-2006 16:15:47	Dark	49.000	65	Lam Vel	2.2040	4400.0	98	24299	No
175	GOM_NL__2PRFIN20061023_161829_000000372052_00198_24300_3099.N1	23-OCT-2006 16:18:29	Dark	36.500	71	lot Car	2.2460	7700.0	73	24300	No
176	GOM_NL__2PRFIN20061023_162035_000000402052_00198_24300_3100.N1	23-OCT-2006 16:20:35	Dark	39.500	29	Bet Car	1.6720	10200.	79	24300	No
177	GOM_NL__2PRFIN20061023_163137_000000322052_00198_24300_3101.N1	23-OCT-2006 16:31:37	Dark	31.500	143	Alp Hyi	2.8570	7200.0	63	24300	No
178	GOM_NL__2PRFIN20061023_163302_000000322052_00198_24300_3102.N1	23-OCT-2006 16:33:02	Dark	32.000	9	Alp Eri	0.45300	24000.	64	24300	No
179	GOM_NL__2PRFIN20061023_164427_000000412052_00198_24300_3103.N1	23-OCT-2006 16:44:27	Straylight	40.500	52	16Bet Cet	2.0370	4500.0	81	24300	No
180	GOM_NL__2PRFIN20061023_165357_000000302052_00198_24300_3104.N1	23-OCT-2006 16:53:57	Bright	29.500	140	88Gam Peg	2.8340	26000.	59	24300	No
181	GOM_NL__2PRFIN20061023_165751_000000312052_00198_24300_3105.N1	23-OCT-2006 16:57:51	Bright	30.500	58	21Alp And	2.0730	11000.	61	24300	No
182	GOM_NL__2PRFIN20061023_165951_000000332052_00198_24300_3106.N1	23-OCT-2006 16:59:51	Bright	32.500	53	43Bet And	2.0480	3300.0	65	24300	No
183	GOM_NL__2PRFIN20061023_170536_000000302052_00198_24300_3107.N1	23-OCT-2006 17:05:36	Bright	30.000	68	18Alp Cas	2.2250	4500.0	60	24300	No
184	GOM_NL__2PRFIN20061023_170653_000000312052_00198_24300_3108.N1	23-OCT-2006 17:06:53	Bright	30.500	76	27Gam Cas	2.3000	30000.	61	24300	No
185	GOM_NL__2PRFIN20061023_171448_000000312052_00198_24300_3109.N1	23-OCT-2006 17:14:48	Bright	31.000	49	1Alp UMi	1.9900	6300.0	62	24300	No
186	GOM_NL__2PRFIN20061023_171814_000000312052_00198_24300_3110.N1	23-OCT-2006 17:18:14	Bright	31.000	60	7Bet UMi	2.0810	3950.0	62	24300	No
187	GOM_NL__2PRFIN20061023_172303_000000302052_00198_24300_3111.N1	23-OCT-2006 17:23:03	Bright	30.000	36	50Alp UMa	1.8000	6300.0	60	24300	No
188	GOM_NL__2PRFIN20061023_172438_000000282052_00198_24300_3112.N1	23-OCT-2006 17:24:38	Bright	28.000	82	48Bet UMa	2.3650	10600.	56	24300	No
189	GOM_NL__2PRFIN20061023_172809_000000302052_00198_24300_3113.N1	23-OCT-2006 17:28:09	Bright	30.000	174	52Psi UMa	3.0040	4400.0	60	24300	No
190	GOM_NL__2PRFIN20061023_173508_000000302052_00198_24300_3114.N1	23-OCT-2006 17:35:08	Bright	30.000	96	68Del Leo	2.5600	9300.0	60	24300	No
191	GOM_NL__2PRFIN20061023_175444_000000342052_00198_24300_3115.N1	23-OCT-2006 17:54:44	Dark	33.500	113	Mu Vel	2.6920	5000.0	67	24300	No
192	GOM_NL__2PRFIN20061023_175624_000000482052_00198_24300_3116.N1	23-OCT-2006 17:56:24	Dark	48.000	65	Lam Vel	2.2040	4400.0	96	24300	No
193	GOM_NL__2PRFIN20061023_180111_000000322052_00199_24301_3099.N1	23-OCT-2006 18:01:11	Dark	32.000	29	Bet Car	1.6720	10200.	64	24301	No
194	GOM_NL__2PRFIN20061023_181213_000000322052_00199_24301_3100.N1	23-OCT-2006 18:12:13	Dark	31.500	143	Alp Hyi	2.8570	7200.0	63	24301	No
195	GOM_NL__2PRFIN20061023_181338_000000312052_00199_24301_3101.N1	23-OCT-2006 18:13:38	Dark	31.000	9	Alp Eri	0.45300	24000.	62	24301	No
196	GOM_NL__2PRFIN20061023_182503_000000402052_00199_24301_3102.N1	23-OCT-2006 18:25:03	Straylight	39.500	52	16Bet Cet	2.0370	4500.0	79	24301	No
197	GOM_NL__2PRFIN20061023_183433_000000292052_00199_24301_3103.N1	23-OCT-2006 18:34:33	Bright	29.000	140	88Gam Peg	2.8340	26000.	58	24301	No
198	GOM_NL__2PRFIN20061023_183827_000000312052_00199_24301_3104.N1	23-OCT-2006 18:38:27	Bright	30.500	58	21Alp And	2.0730	11000.	61	24301	No
199	GOM_NL__2PRFIN20061023_184027_000000312052_00199_24301_3105.N1	23-OCT-2006 18:40:27	Bright	31.000	53	43Bet And	2.0480	3300.0	62	24301	No
200	GOM_NL__2PRFIN20061023_184611_000000302052_00199_24301_3106.N1	23-OCT-2006 18:46:11	Bright	30.000	68	18Alp Cas	2.2250	4500.0	60	24301	No
201	GOM_NL__2PRFIN20061023_184728_000000302052_00199_24301_3107.N1	23-OCT-2006 18:47:28	Bright	30.000	76	27Gam Cas	2.3000	30000.	60	24301	No
202	GOM_NL__2PRFIN20061023_185524_000000312052_00199_24301_3108.N1	23-OCT-2006 18:55:24	Bright	30.500	49	1Alp UMi	1.9900	6300.0	61	24301	No
203	GOM_NL__2PRFIN20061023_185850_000000322052_00199_24301_3109.N1	23-OCT-2006 18:58:50	Bright	32.000	60	7Bet UMi	2.0810	3950.0	64	24301	No
204	GOM_NL__2PRFIN20061023_190339_000000322052_00199_24301_3110.N1	23-OCT-2006 19:03:39	Bright	32.000	36	50Alp UMa	1.8000	6300.0	64	24301	No
205	GOM_NL__2PRFIN20061023_190514_000000322052_00199_24301_3111.N1	23-OCT-2006 19:05:14	Bright	32.000	82	48Bet UMa	2.3650	10600.	64	24301	No
206	GOM_NL__2PRFIN20061023_190845_000000482052_00199_24301_3112.N1	23-OCT-2006 19:08:45	Bright	48.000	174	52Psi UMa	3.0040	4400.0	96	24301	No
207	GOM_NL__2PRFIN20061023_191544_000000302052_00199_24301_3113.N1	23-OCT-2006 19:15:44	Bright	30.000	96	68Del Leo	2.5600	9300.0	60	24301	No
208	GOM_NL__2PRFIN20061023_193521_000000312052_00199_24301_3114.N1	23-OCT-2006 19:35:21	Dark	31.000	113	Mu Vel	2.6920	5000.0	62	24301	No
209	GOM_NL__2PRFIN20061023_193701_000000382052_00199_24301_3115.N1	23-OCT-2006 19:37:01	Dark	38.000	65	Lam Vel	2.2040	4400.0	76	24301	No
210	GOM_NL__2PRFIN20061023_194147_000000312052_00200_24302_3099.N1	23-OCT-2006 19:41:47	Dark	30.500	29	Bet Car	1.6720	10200.	61	24302	No
211	GOM_NL__2PRFIN20061023_195249_000000332052_00200_24302_3100.N1	23-OCT-2006 19:52:49	Dark	32.500	143	Alp Hyi	2.8570	7200.0	65	24302	No
212	GOM_NL__2PRFIN20061023_195414_000000362052_00200_24302_3101.N1	23-OCT-2006 19:54:14	Dark	36.000	9	Alp Eri	0.45300	24000.	72	24302	No
213	GOM_NL__2PRFIN20061023_200539_000000402052_00200_24302_3102.N1	23-OCT-2006 20:05:39	Straylight	39.500	52	16Bet Cet	2.0370	4500.0	79	24302	No
214	GOM_NL__2PRFIN20061023_201509_000000292052_00200_24302_3103.N1	23-OCT-2006 20:15:09	Bright	29.000	140	88Gam Peg	2.8340	26000.	58	24302	No
215	GOM_NL__2PRFIN20061023_201903_000000302052_00200_24302_3104.N1	23-OCT-2006 20:19:03	Bright	30.000	58	21Alp And	2.0730	11000.	60	24302	No
216	GOM_NL__2PRFIN20061023_202103_000000342052_00200_24302_3105.N1	23-OCT-2006 20:21:03	Bright	34.000	53	43Bet And	2.0480	3300.0	68	24302	No
217	GOM_NL__2PRFIN20061023_202647_000000322052_00200_24302_3106.N1	23-OCT-2006 20:26:47	Bright	31.500	68	18Alp Cas	2.2250	4500.0	63	24302	No
218	GOM_NL__2PRFIN20061023_202804_000000312052_00200_24302_3107.N1	23-OCT-2006 20:28:04	Bright	30.500	76	27Gam Cas	2.3000	30000.	61	24302	No
219	GOM_NL__2PRFIN20061023_203600_000000322052_00200_24302_3108.N1	23-OCT-2006 20:36:00	Bright	31.500	49	1Alp UMi	1.9900	6300.0	63	24302	No

220	GOM_NL__2PRFIN20061023_203926_000000302052_00200_24302_3109.N1	23-OCT-2006 20:39:26	Bright	29.500	60	7Bet UMi	2.0810	3950.0	59	24302	No
221	GOM_NL__2PRFIN20061023_204415_000000332052_00200_24302_3110.N1	23-OCT-2006 20:44:15	Bright	33.000	36	50Alp UMa	1.8000	6300.0	66	24302	No
222	GOM_NL__2PRFIN20061023_204550_000000312052_00200_24302_3111.N1	23-OCT-2006 20:45:50	Bright	30.500	82	48Bet UMa	2.3650	10600.	61	24302	No
223	GOM_NL__2PRFIN20061023_204921_000000482052_00200_24302_3112.N1	23-OCT-2006 20:49:21	Bright	48.000	174	52Psi UMa	3.0040	4400.0	96	24302	No
224	GOM_NL__2PRFIN20061023_205621_000000302052_00200_24302_3113.N1	23-OCT-2006 20:56:21	Bright	29.500	96	68Del Leo	2.5600	9300.0	59	24302	No
225	GOM_NL__2PRFIN20061023_211557_000000352052_00200_24302_3114.N1	23-OCT-2006 21:15:57	Dark	34.500	113	Mu Vel	2.6920	5000.0	69	24302	No
226	GOM_NL__2PRFIN20061023_211737_000000492052_00200_24302_3115.N1	23-OCT-2006 21:17:37	Dark	48.500	65	Lam Vel	2.2040	4400.0	97	24302	No
227	GOM_NL__2PRFIN20061023_212018_000000332052_00201_24303_3099.N1	23-OCT-2006 21:20:18	Dark	33.000	71	lot Car	2.2460	7700.0	66	24303	No
228	GOM_NL__2PRFIN20061023_212223_000000342052_00201_24303_3100.N1	23-OCT-2006 21:22:23	Dark	33.500	29	Bet Car	1.6720	10200.	67	24303	No
229	GOM_NL__2PRFIN20061023_213326_000000322052_00201_24303_3101.N1	23-OCT-2006 21:33:26	Dark	32.000	143	Alp Hyi	2.8570	7200.0	64	24303	No
230	GOM_NL__2PRFIN20061023_232651_000000382052_00202_24304_3099.N1	23-OCT-2006 23:26:51	Straylight	38.000	52	16Bet Cet	2.0370	4500.0	76	24304	No
231	GOM_NL__2PRFIN20061023_233621_000000312052_00202_24304_3100.N1	23-OCT-2006 23:36:21	Bright	30.500	140	88Gam Peg	2.8340	26000.	61	24304	No
232	GOM_NL__2PRFIN20061023_234015_000000302052_00202_24304_3101.N1	23-OCT-2006 23:40:15	Bright	30.000	58	21Alp And	2.0730	11000.	60	24304	No
233	GOM_NL__2PRFIN20061023_234214_000000322052_00202_24304_3102.N1	23-OCT-2006 23:42:14	Bright	32.000	53	43Bet And	2.0480	3300.0	64	24304	No
234	GOM_NL__2PRFIN20061023_234759_000000302052_00202_24304_3103.N1	23-OCT-2006 23:47:59	Bright	29.500	68	18Alp Cas	2.2250	4500.0	59	24304	No
235	GOM_NL__2PRFIN20061023_234915_000000312052_00202_24304_3104.N1	23-OCT-2006 23:49:15	Bright	31.000	76	27Gam Cas	2.3000	30000.	62	24304	No
236	GOM_NL__2PRFIN20061023_235712_000000272052_00202_24304_3105.N1	23-OCT-2006 23:57:12	Bright	26.500	49	1Alp UMi	1.9900	6300.0	53	24304	No

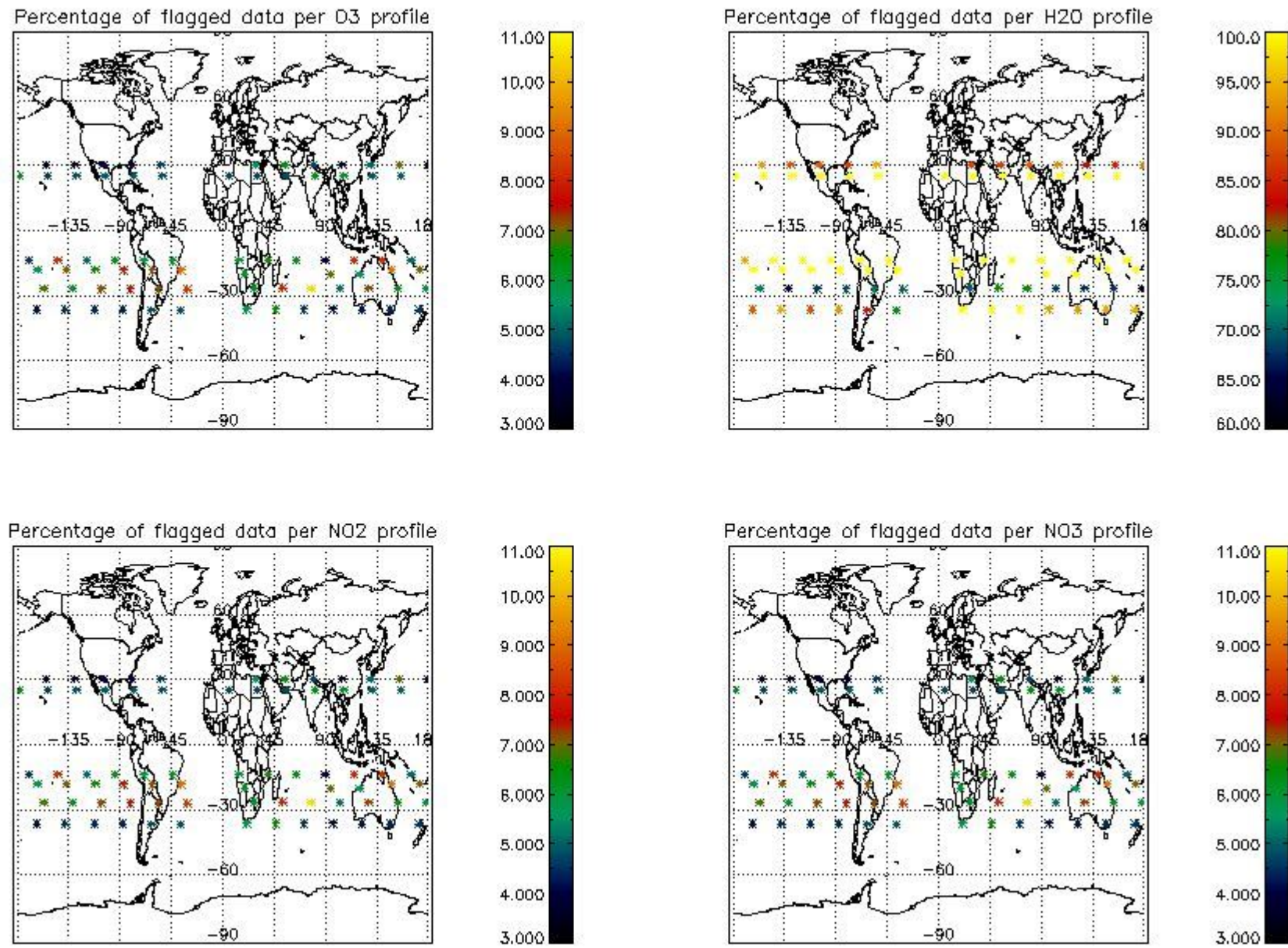
3. Quality information per product

In this section it is plotted some information contained in the Quality Summary data set of the level 2 products. Only products in dark limb conditions and without errors (error flag in the MPH set to "0") are used.

3.1 Plot quality information per product (time dependant)



3.2 Plot quality information per product (world map)

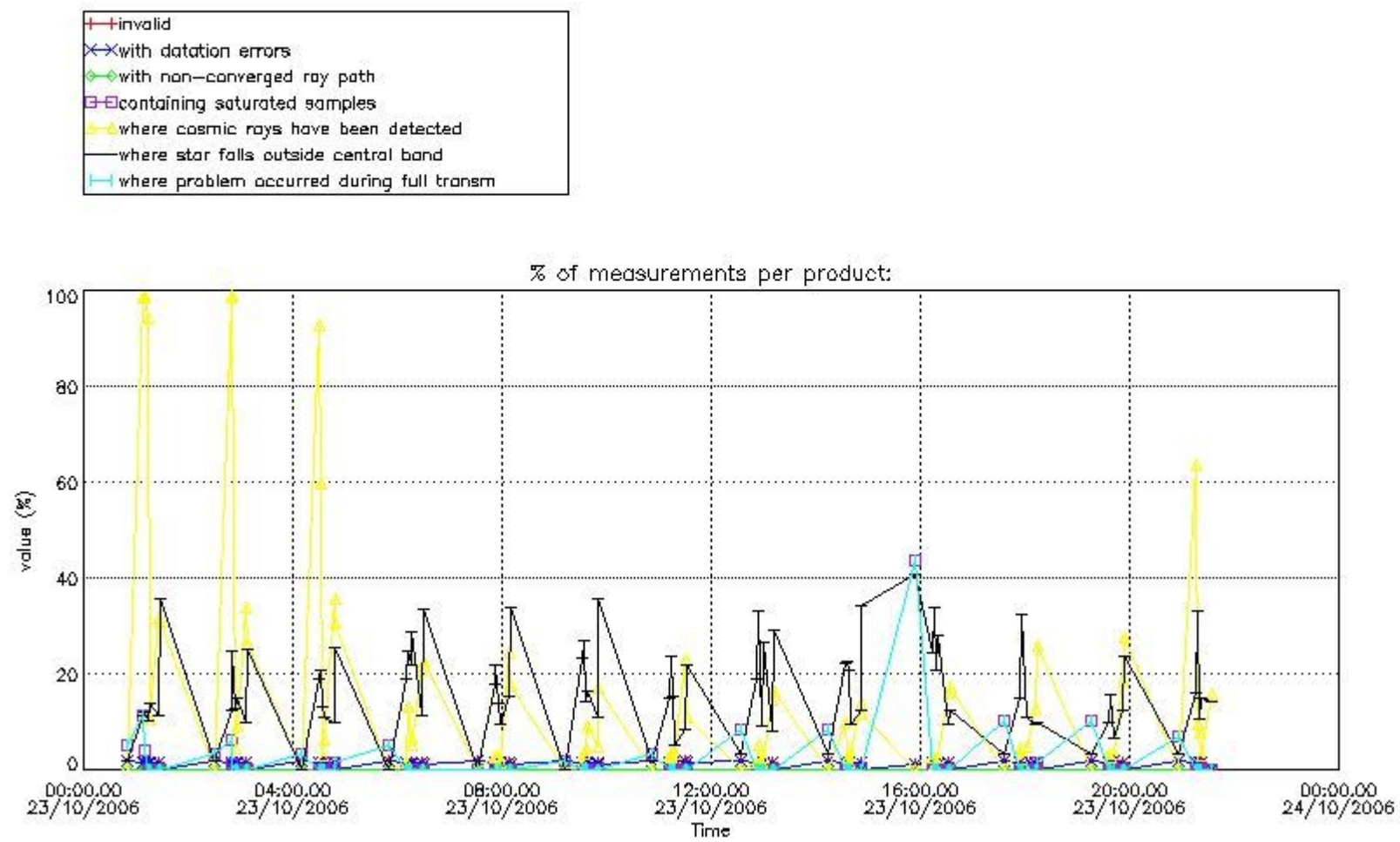


4. Level 1 quality information per product

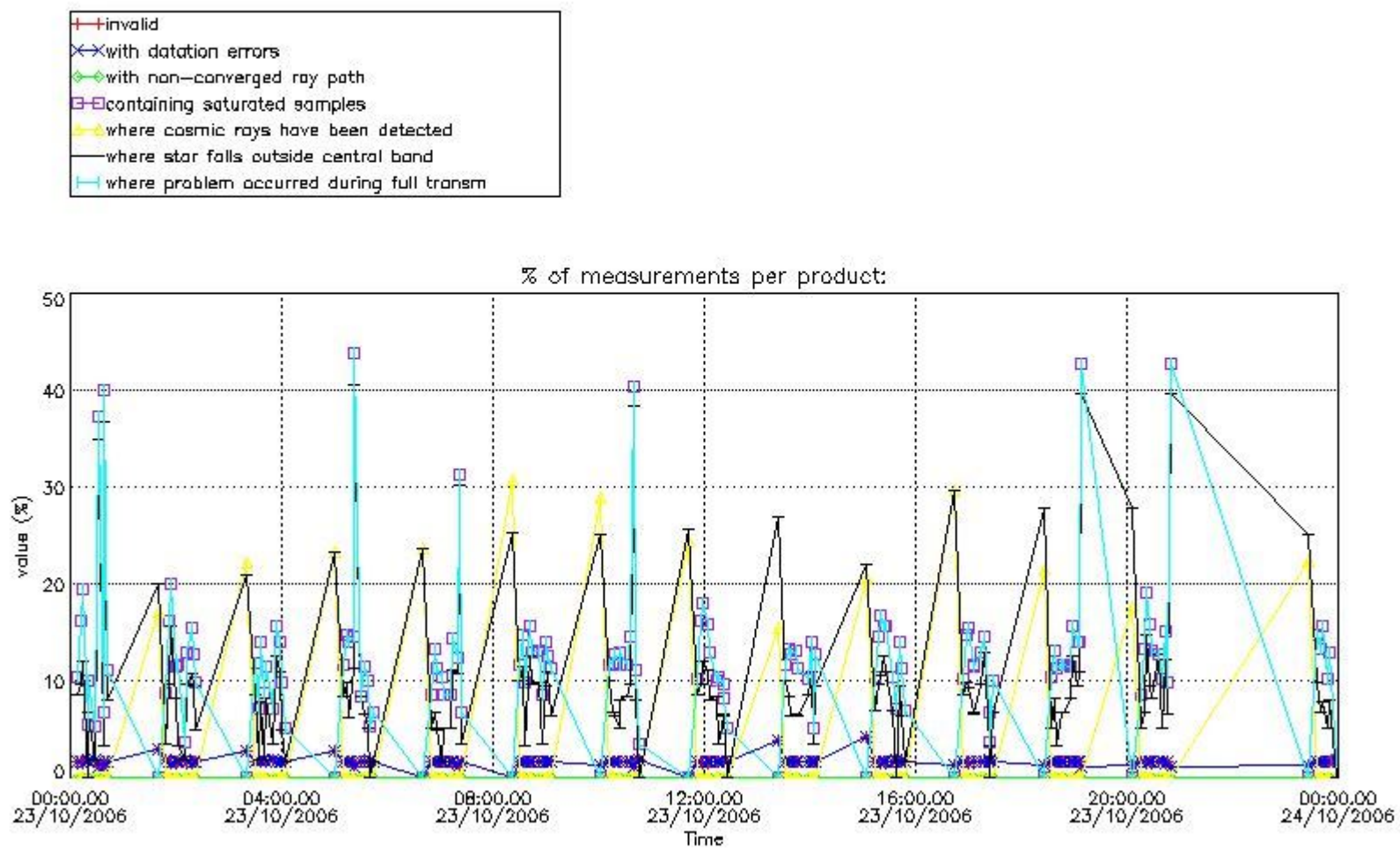
In this section it is plotted some information contained in the Quality Summary data set of the level 2 products that comes from the level 1b processing. Products without errors (error flag in the MPH set to "0") are used.

4.1 Plot quality information per product (time dependant) coming from level 1b processing

4.1.1 Plot level 1 quality information per product (time dependant): ENVISAT ASCENDING passes



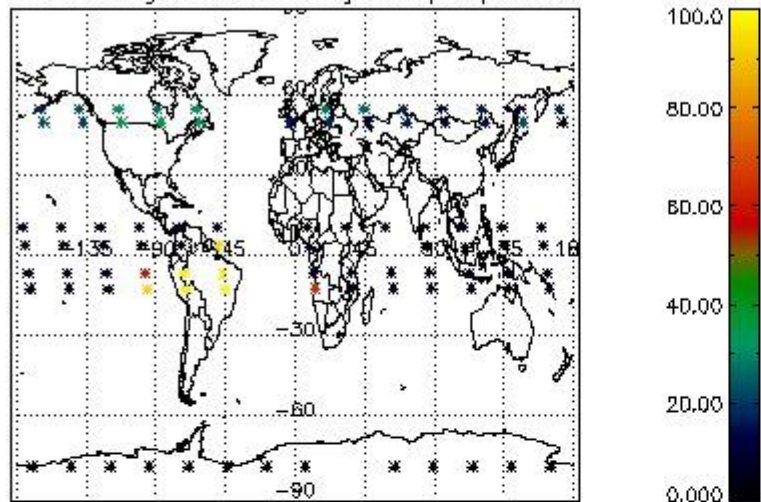
4.1.2 Plot level 1 quality information per product (time dependant): ENVISAT DESCENDING passes



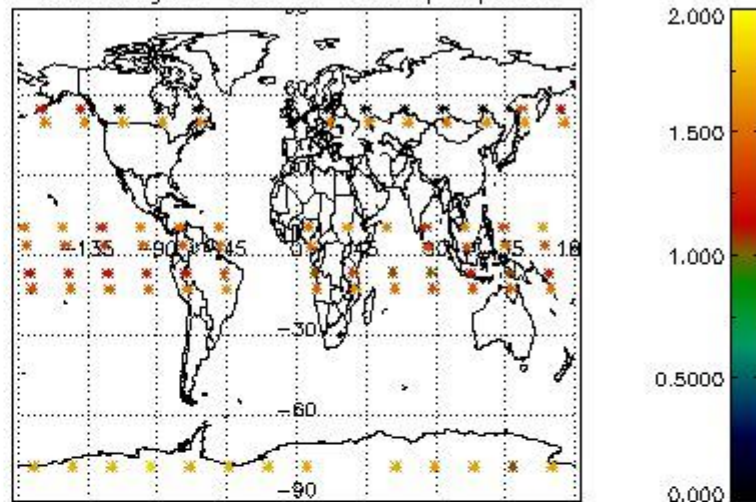
4.2 Plot quality information per product coming from level 1b processing (world map)

4.2.1 Plot level 1 quality information per product (world map): ENVISAT ASCENDING passes

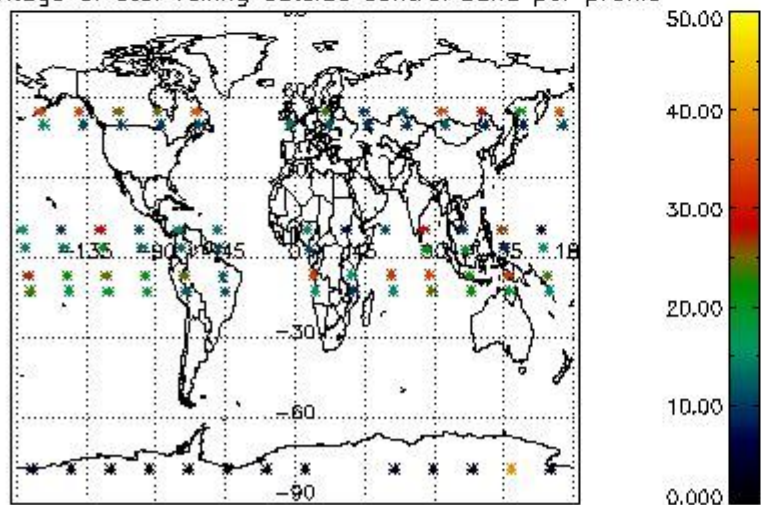
Percentage of cosmic ray hits per profile



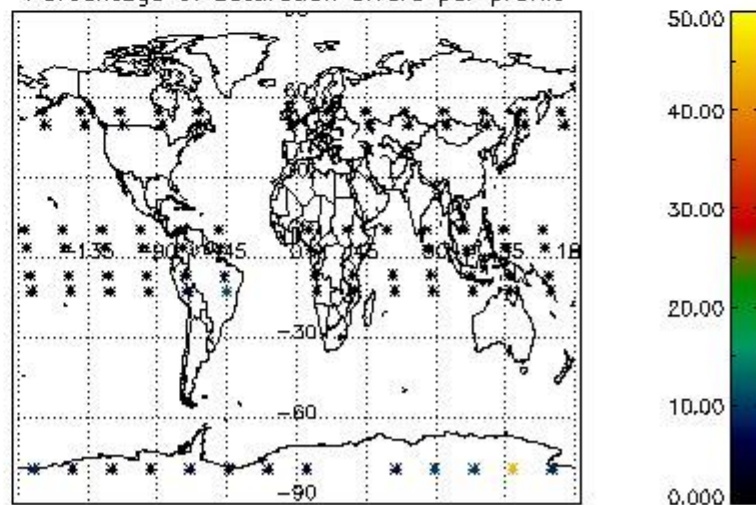
Percentage of datation errors per profile



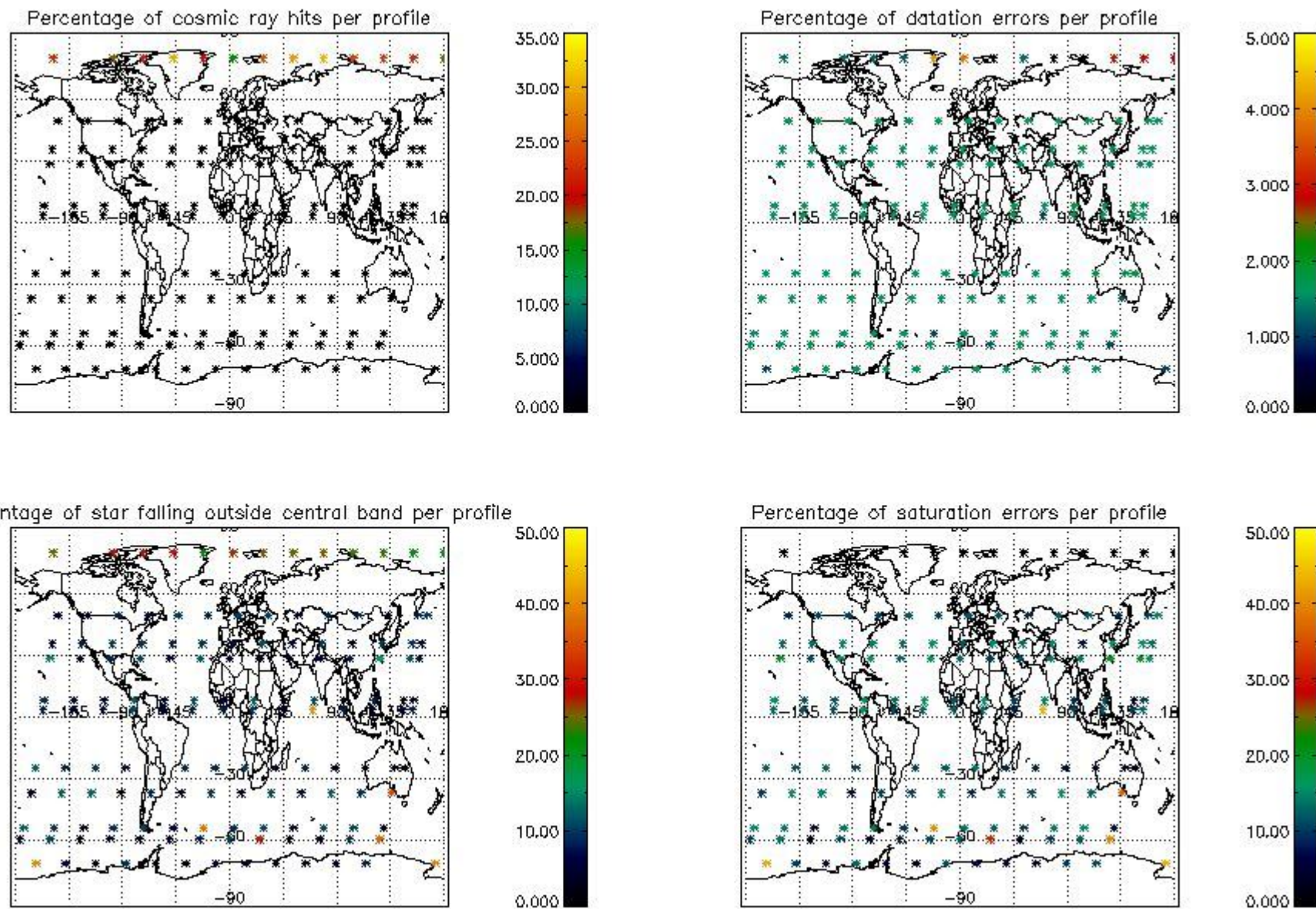
Percentage of star falling outside central band per profile



Percentage of saturation errors per profile



4.2.2 Plot level 1 quality information per product (world map): ENVISAT DESCENDING passes



5. Trace gas profiles

5.1 Ozone statistics based on quality of products

The final quality of the products can be "measured" using the STD (Standard Deviation) attached to every point profile. This information is written to the parameter GOM_NL__2P/NL_LOCAL_SPECIES_DENSITY/o3_std of the level 2 products. The table below shows the statistics for given STD ranges.

The statistics are given with respect to the overall valid production:

- Products without fatal errors: GOM_NL__2P/MPH/PRODUCT_ERR=0
- Valid point profile: GOM_NL__2P/NL_LOCAL_SPECIES_DENSITY/pcd(0)=0

The 'Criteria' is applied to valid points of dark limb products:

- Products in dark limb illumination condition: GOM_NL__2P/NL_SUMMARY_QUALITY/obs_ill_cond=0
- Products without fatal errors: GOM_NL__2P/MPH/PRODUCT_ERR=0
- Valid point profile: GOM_NL__2P/NL_LOCAL_SPECIES_DENSITY/pcd(0)=0

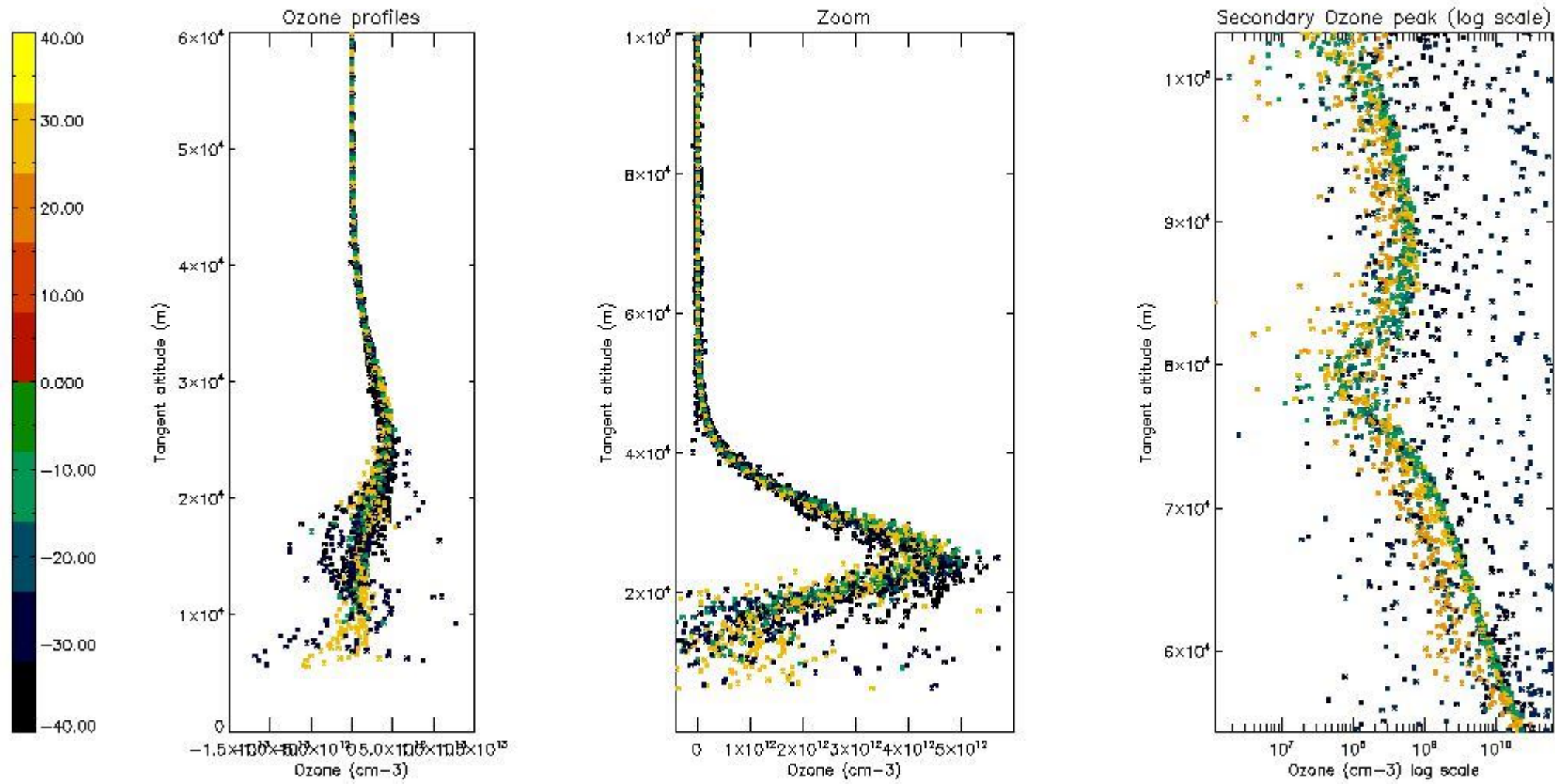
So, the table below shows the percentage of dark limb and valid observations for each criteria with respect to the overall valid daily observations.

Criteria	% of total production
All STD	35
STD < 20	18

STD < 10	13
STD < 5	7

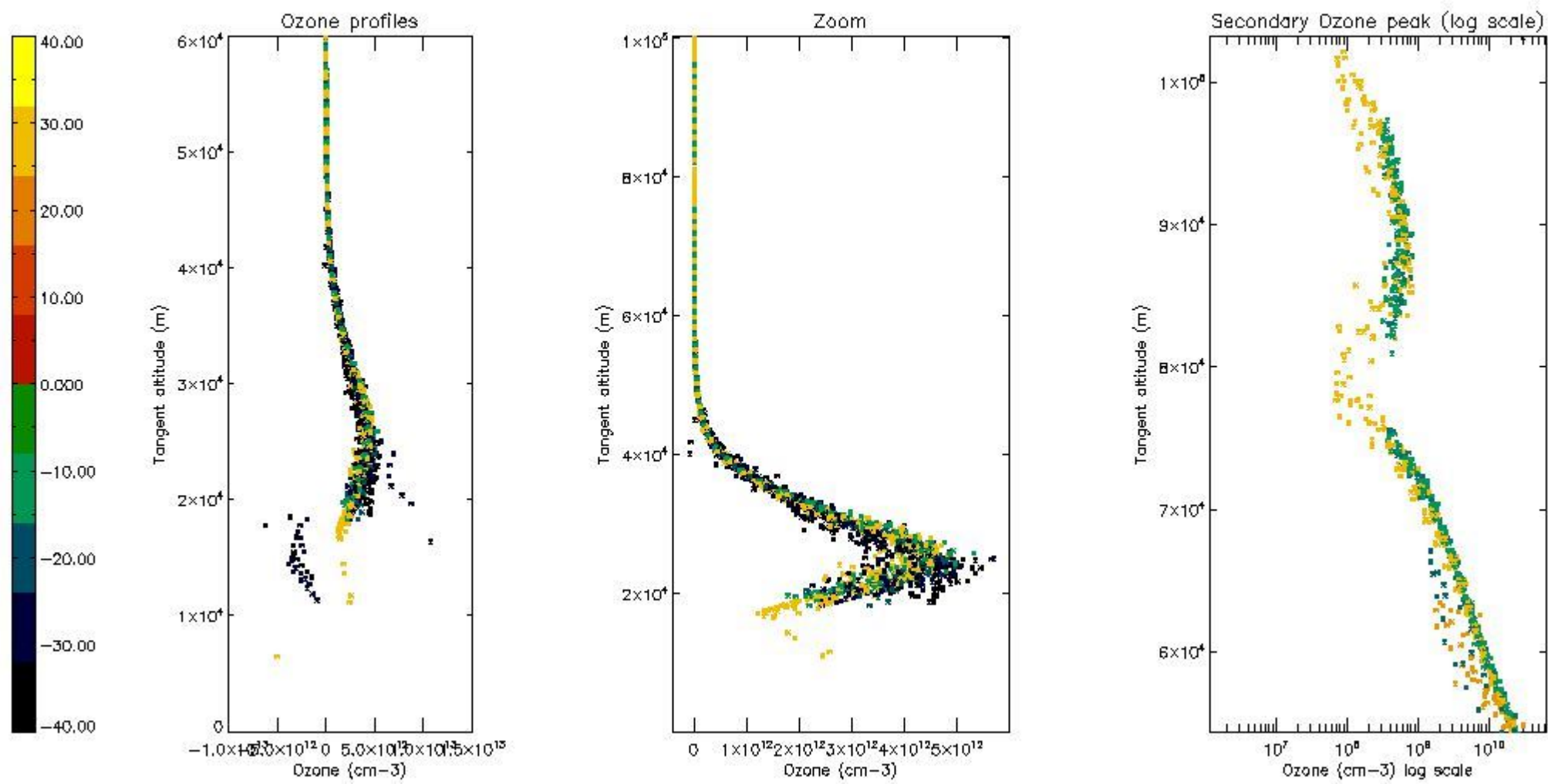
5.2 Plot ozone profiles for all STD (dark without errors)

The colorbar represents the latitude.



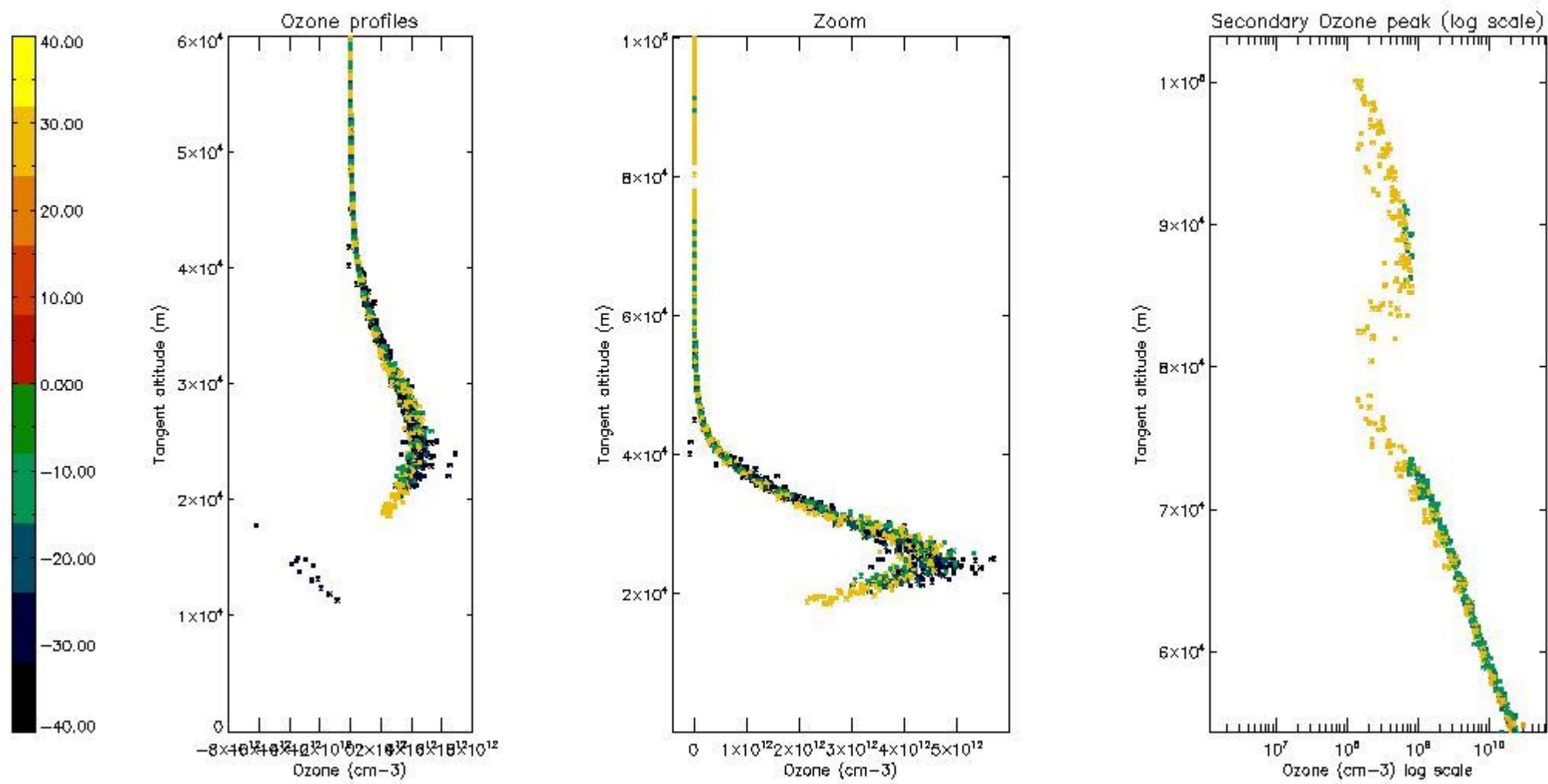
5.3 Plot ozone profiles where STD < 20% (dark without errors)

The colorbar represents the latitude.



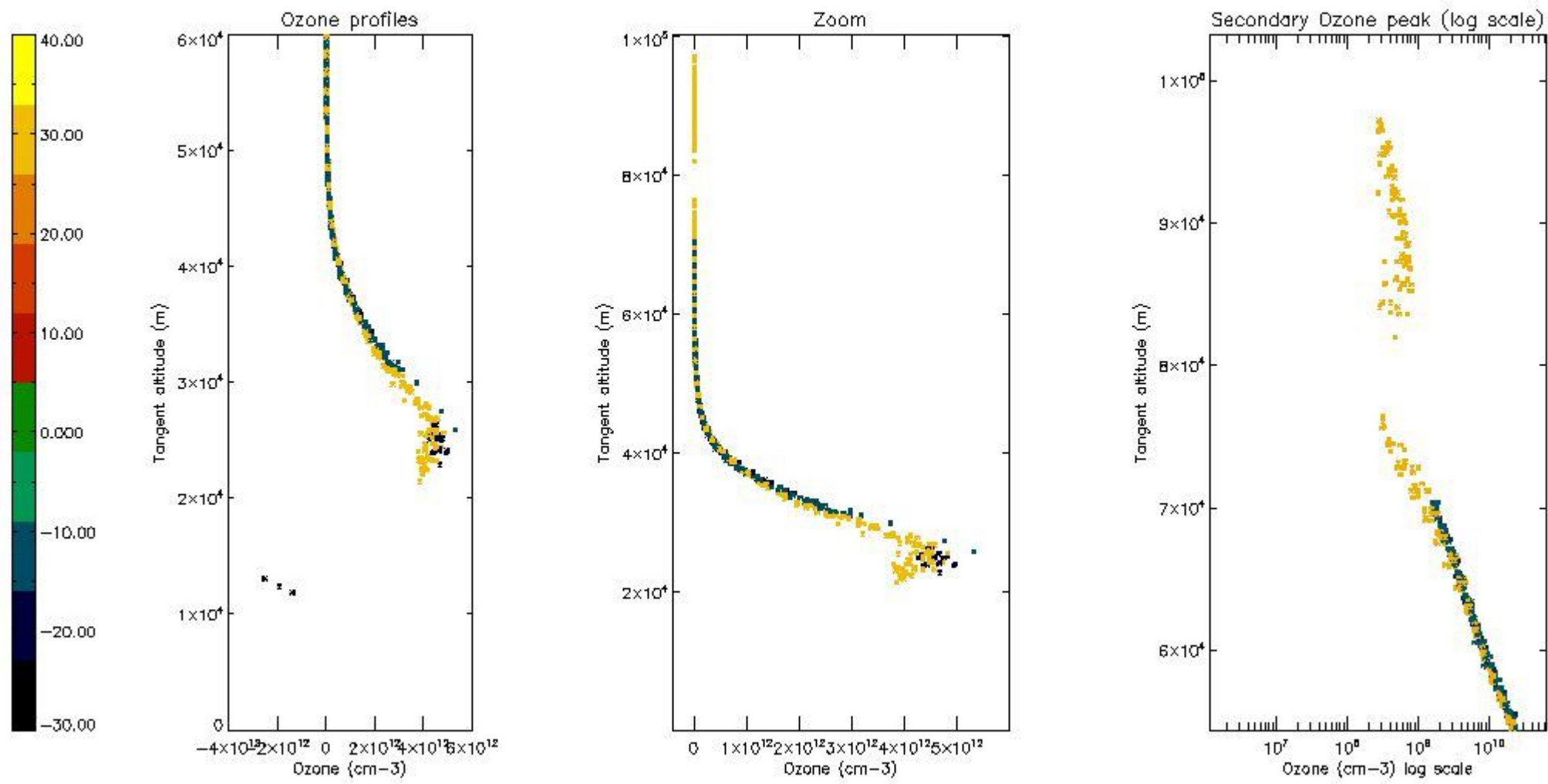
5.4 Plot ozone profiles where STD < 10% (dark without errors)

The colorbar represents the latitude.



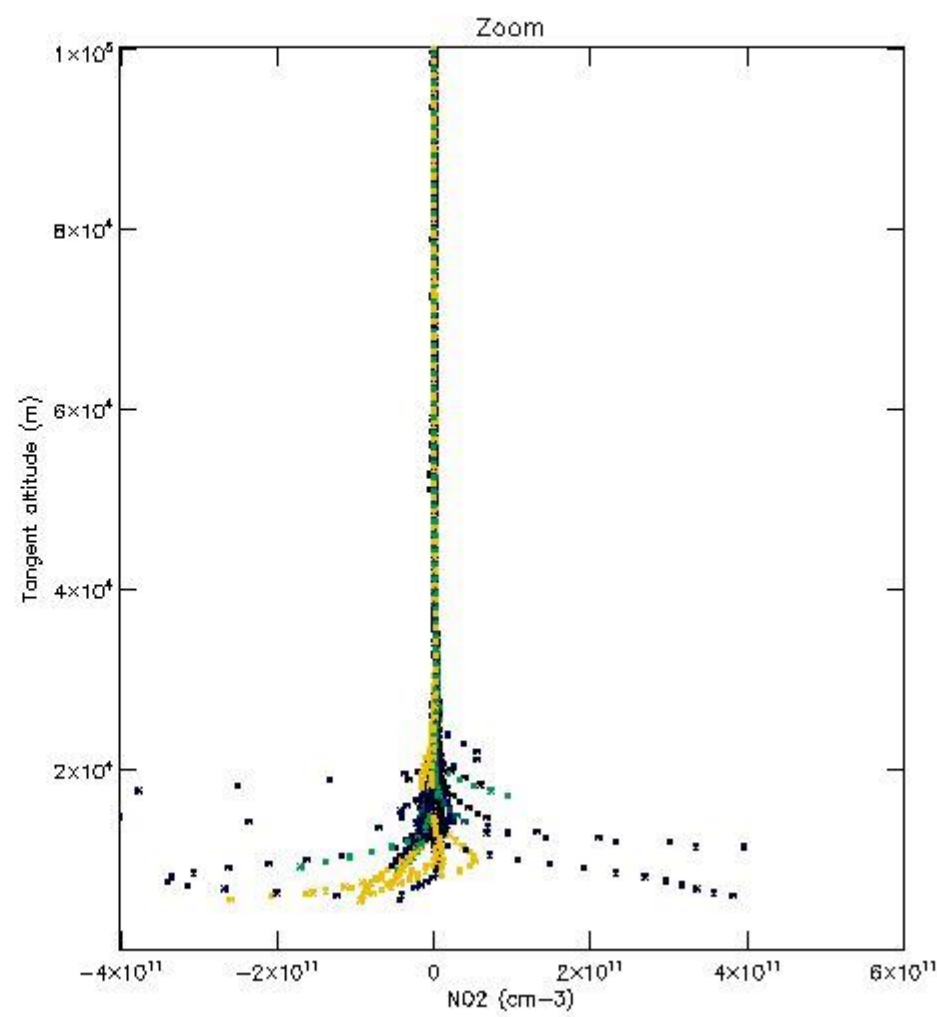
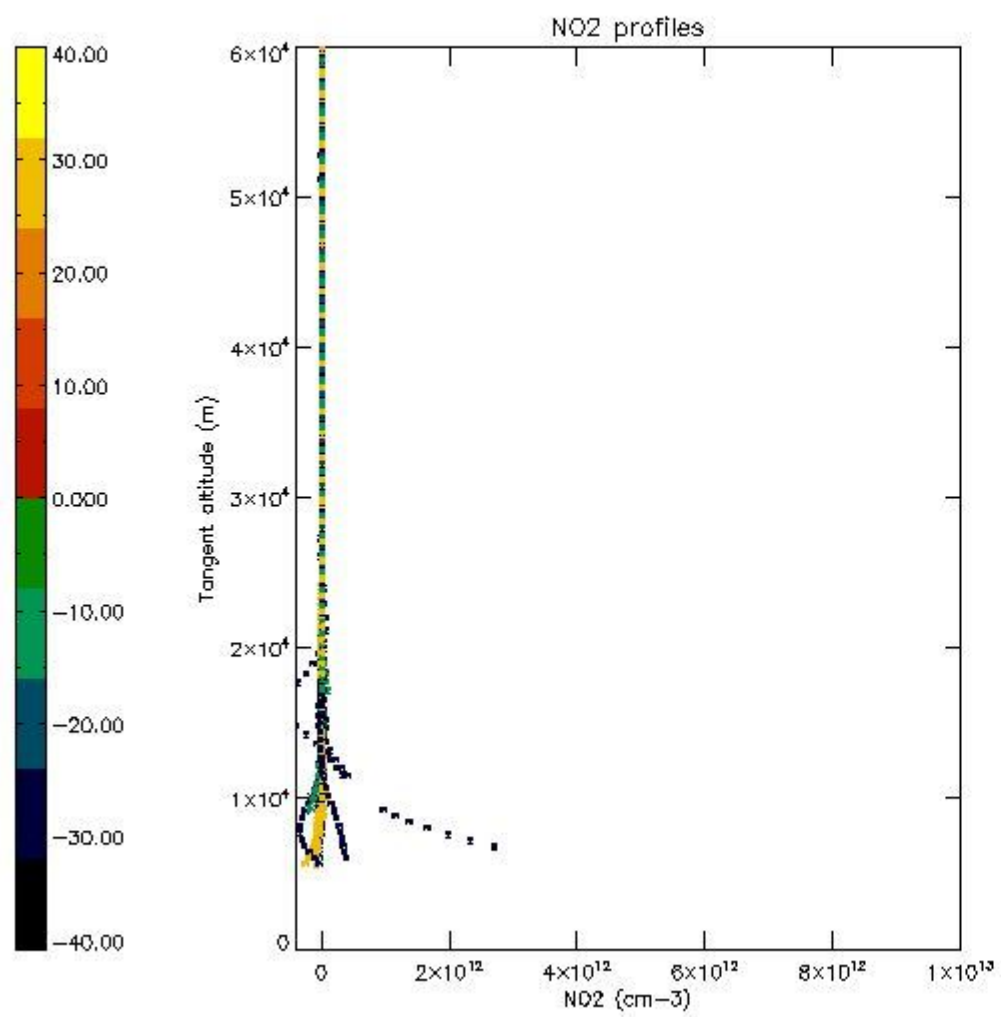
5.5 Plot ozone profiles where STD < 5% (dark without errors)

The colorbar represents the latitude.



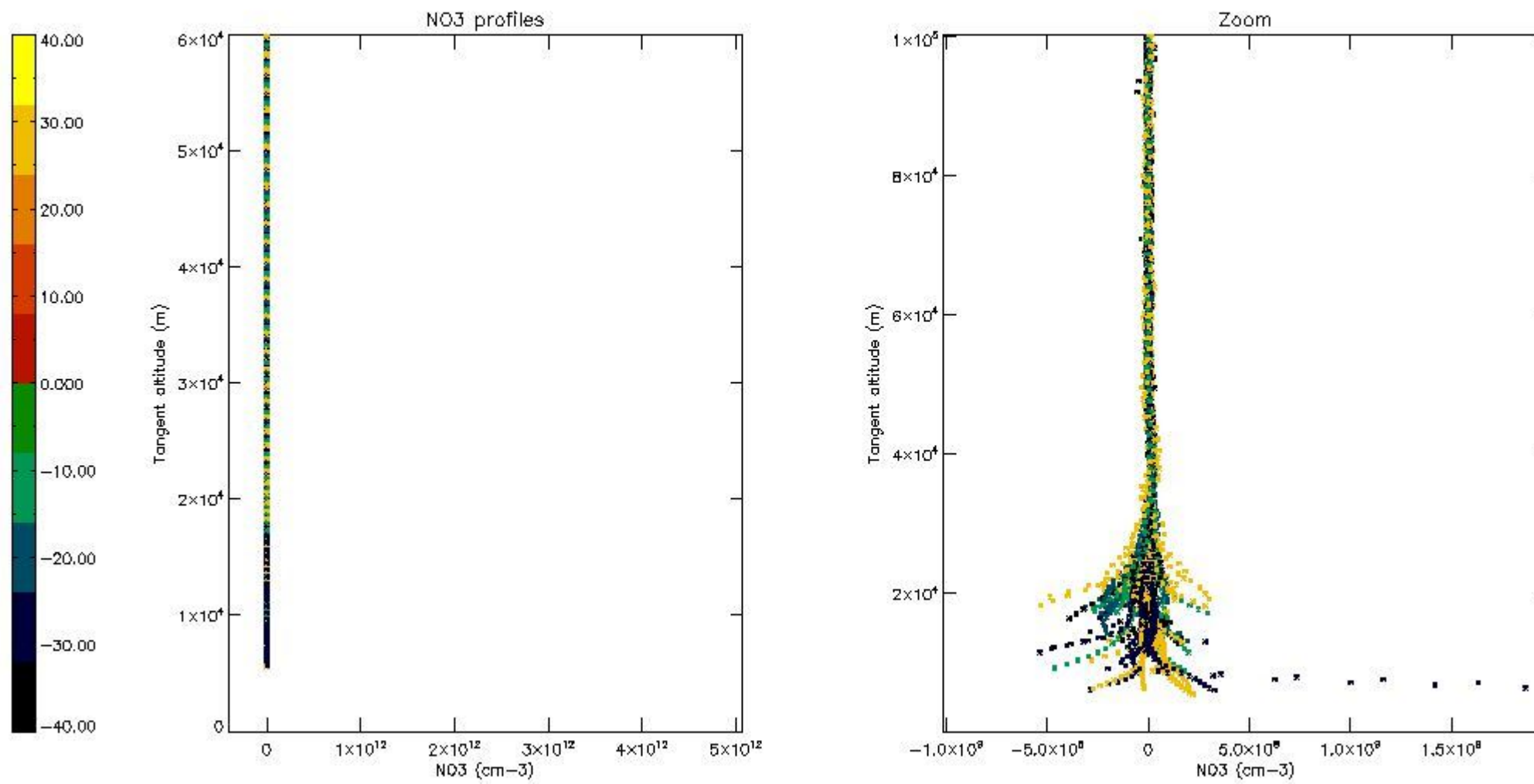
5.6 Plot NO₂ profiles for all STD (dark without errors)

The colorbar represents the latitude.



5.7 Plot NO3 profiles for all STD (dark without errors)

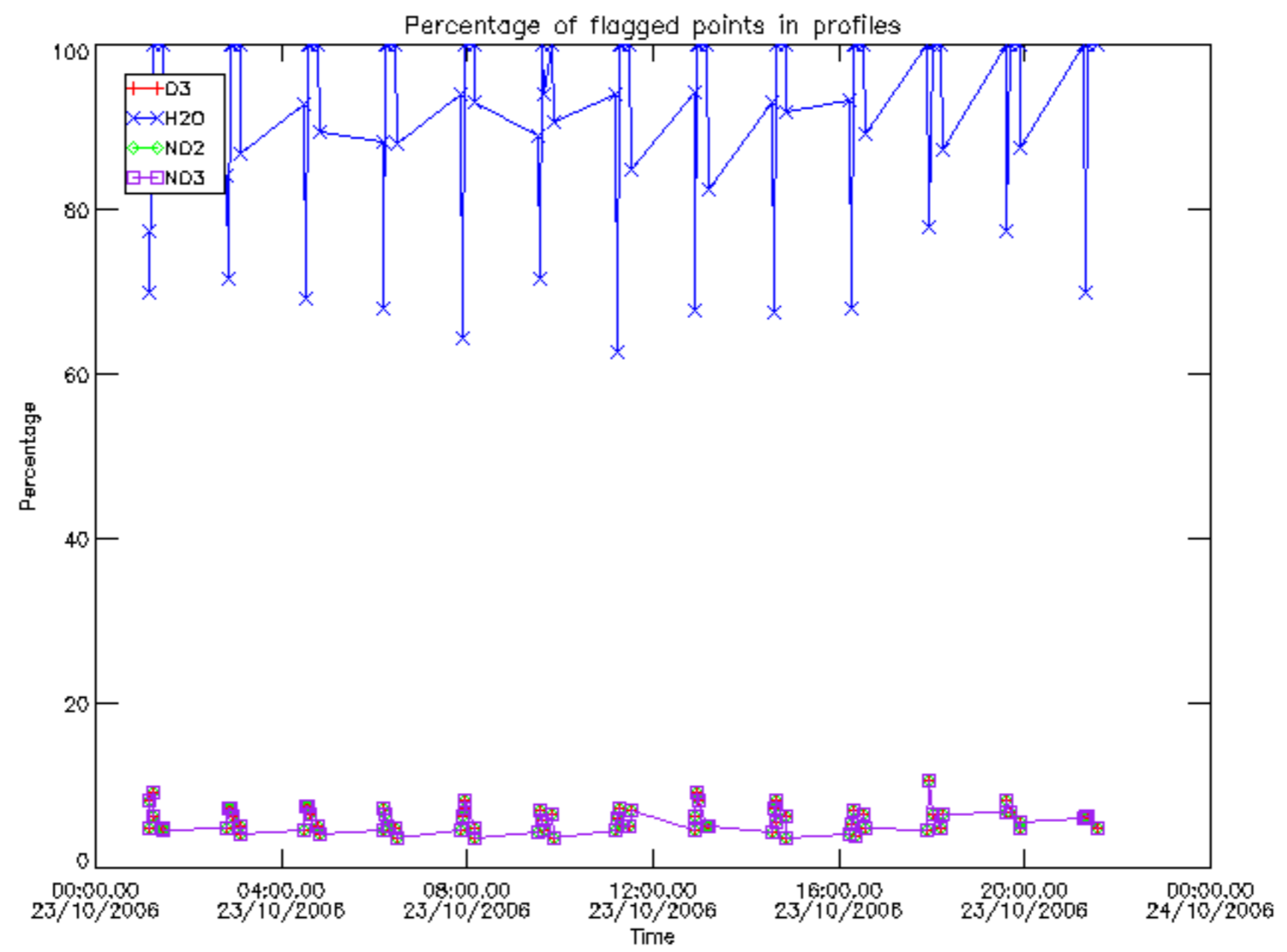
The colorbar represents the latitude.



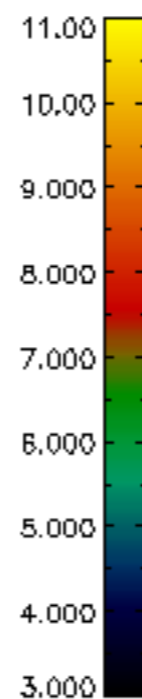
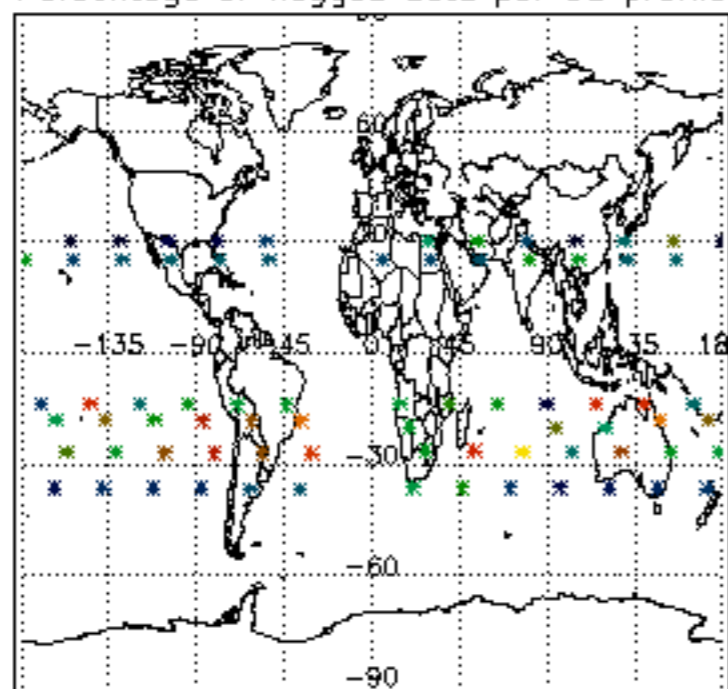
6. Auxiliary Data Files used for the production reported in section 2

The number reported in the third column indicates since which file (see list in section 2) the corresponding auxiliary file has been used. The fourth column is the date of those product files.

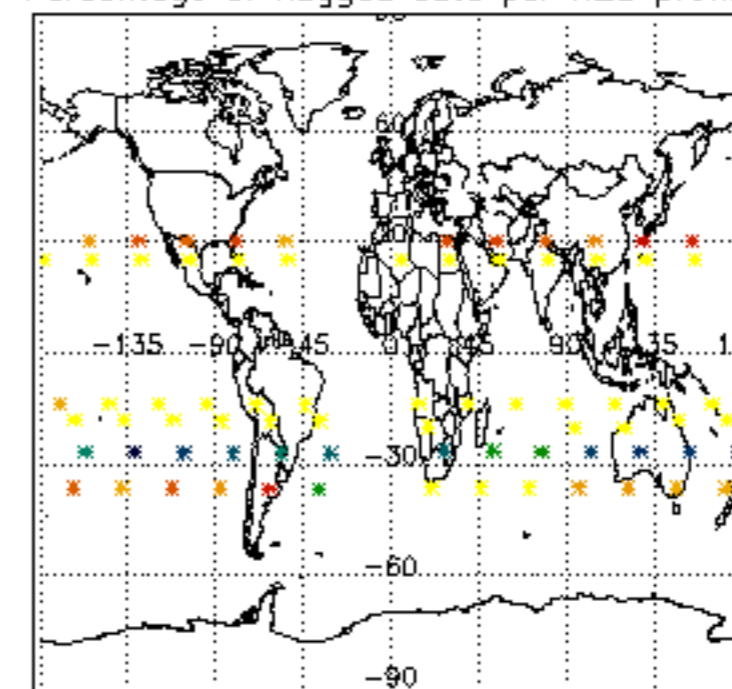
Type	Auxiliary Filename	Used since product	Used since product date
INST_PHYS_CHARACTERISTICS	GOM_INS_AXVIEC20091111_143220_20030716_120000_20500101_000000	1	23-OCT-2006 00:07:57
LEVEL-2_PROC_CONFIG	GOM_PR2_AXVIEC20091111_152718_20020301_000000_20500101_000000	1	23-OCT-2006 00:07:57
CROSS_SECTIONS_FILE	GOM_CRS_AXVIEC20091111_154832_20020301_000000_20500101_000000	1	23-OCT-2006 00:07:57



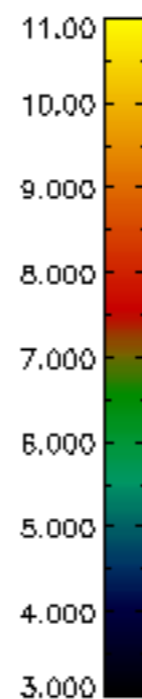
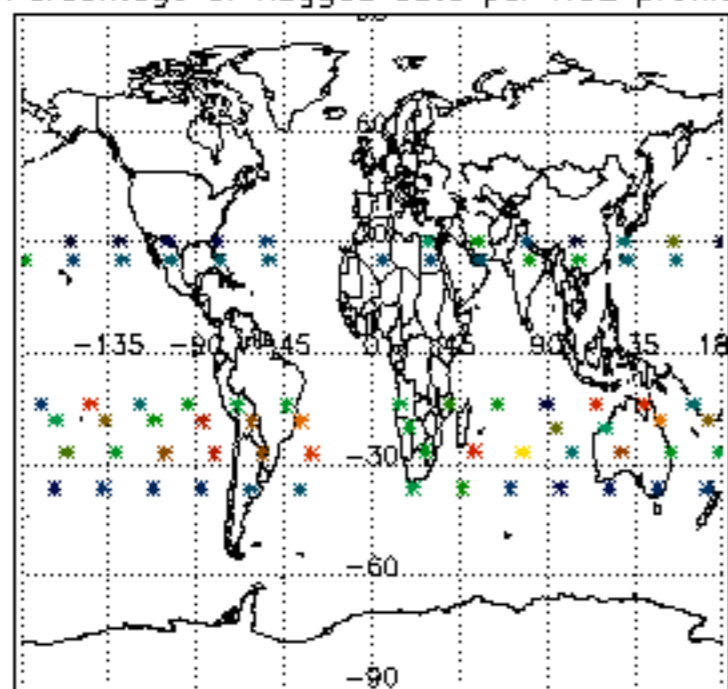
Percentage of flagged data per D3 profile



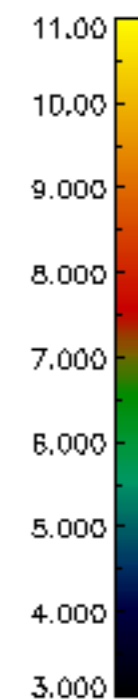
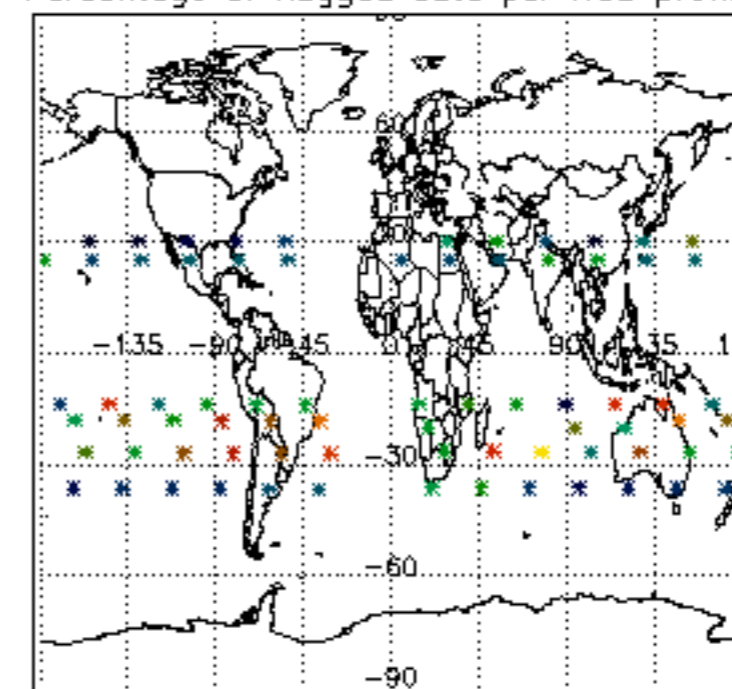
Percentage of flagged data per H2O profile

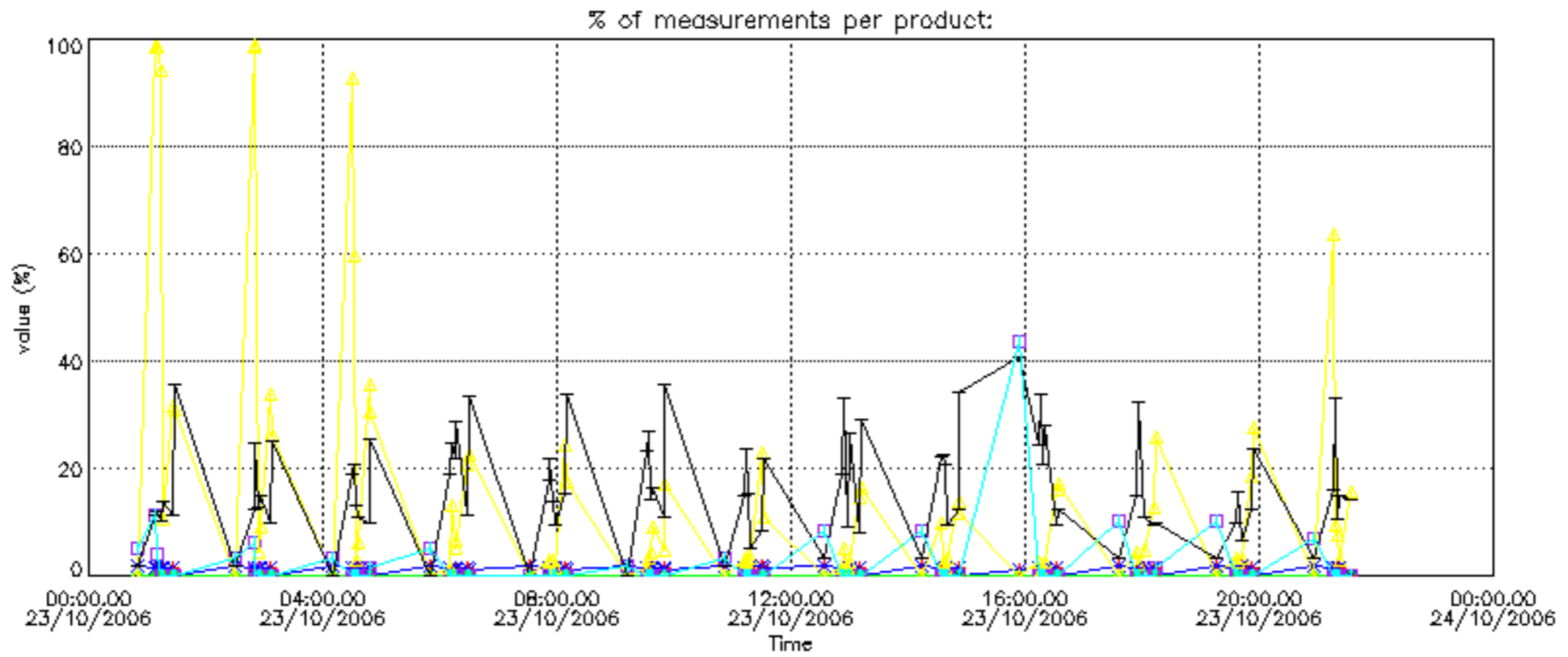


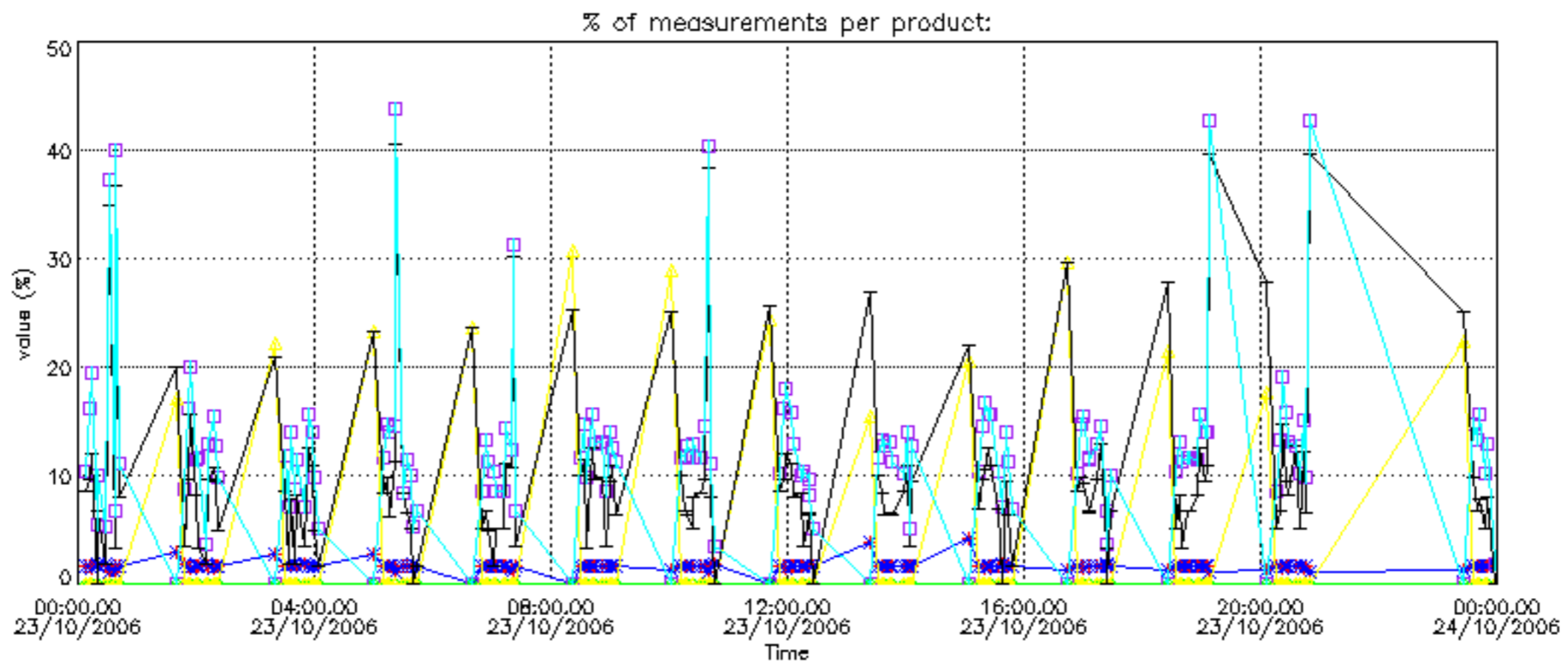
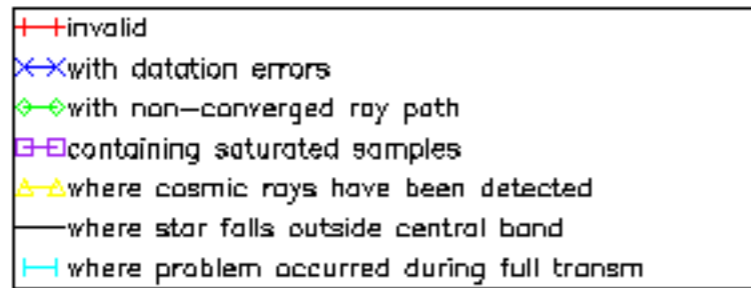
Percentage of flagged data per NO2 profile



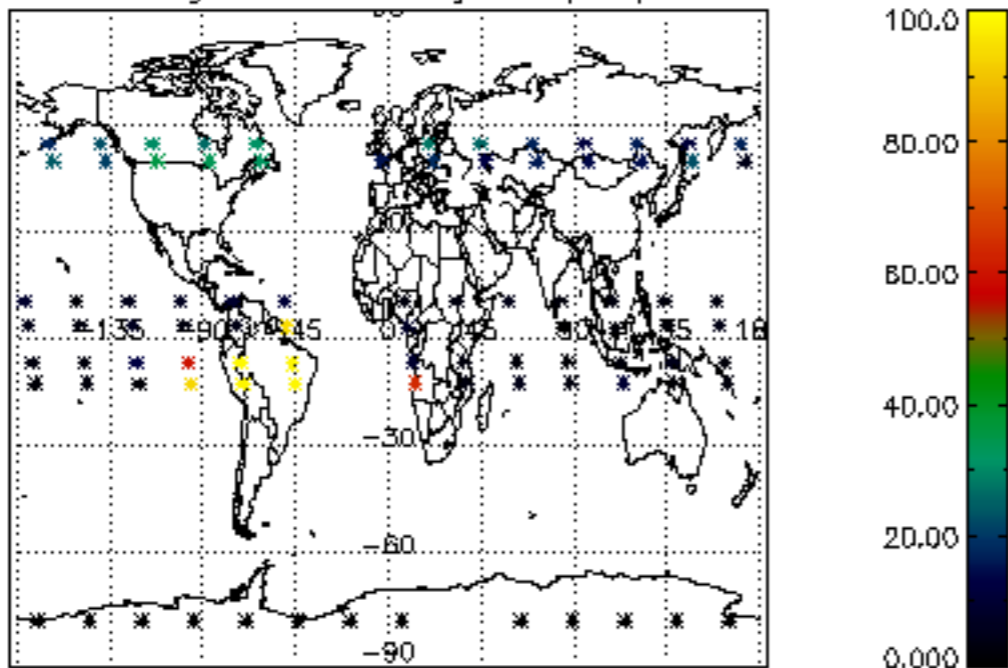
Percentage of flagged data per NO3 profile



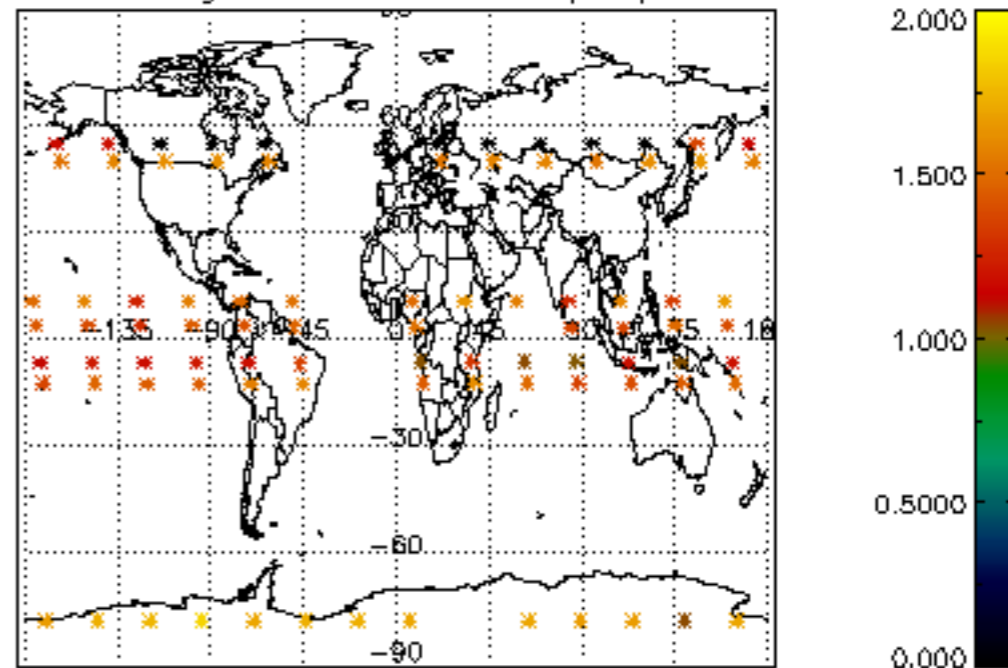




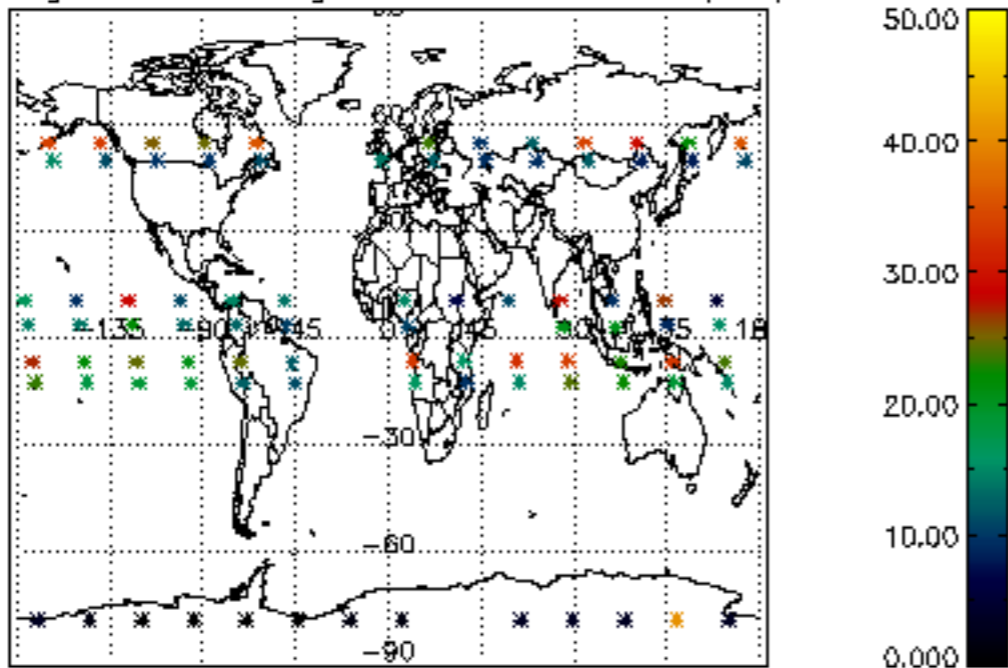
Percentage of cosmic ray hits per profile



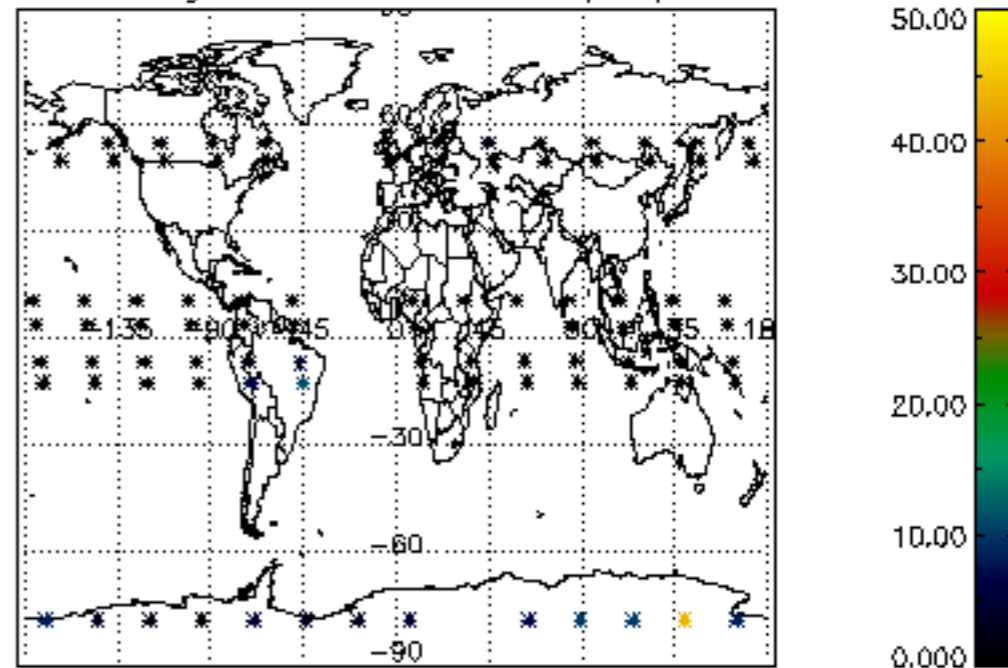
Percentage of datation errors per profile



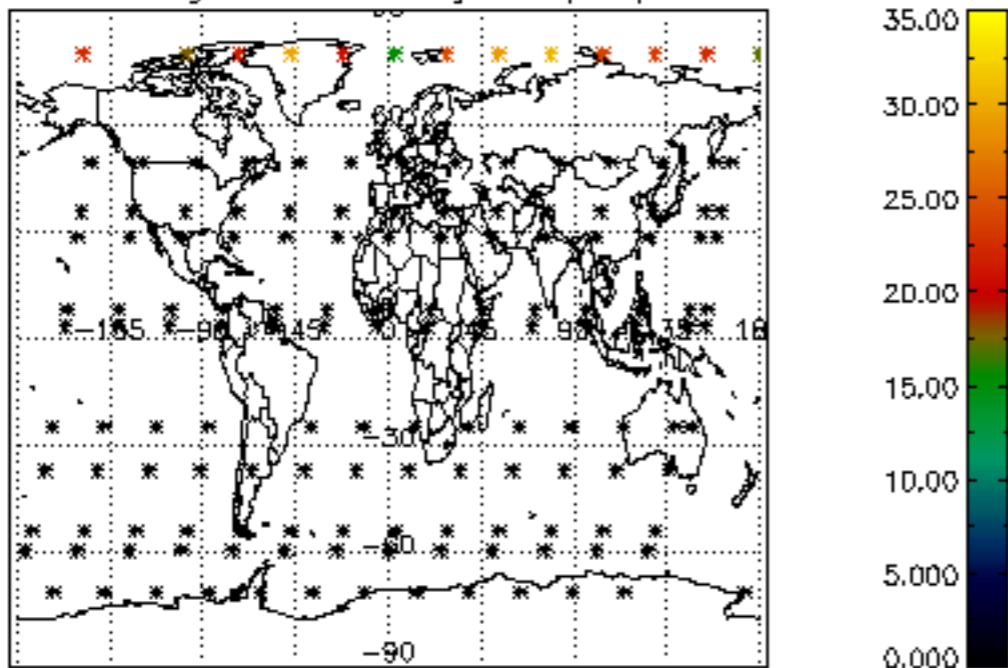
Percentage of star falling outside central band per profile



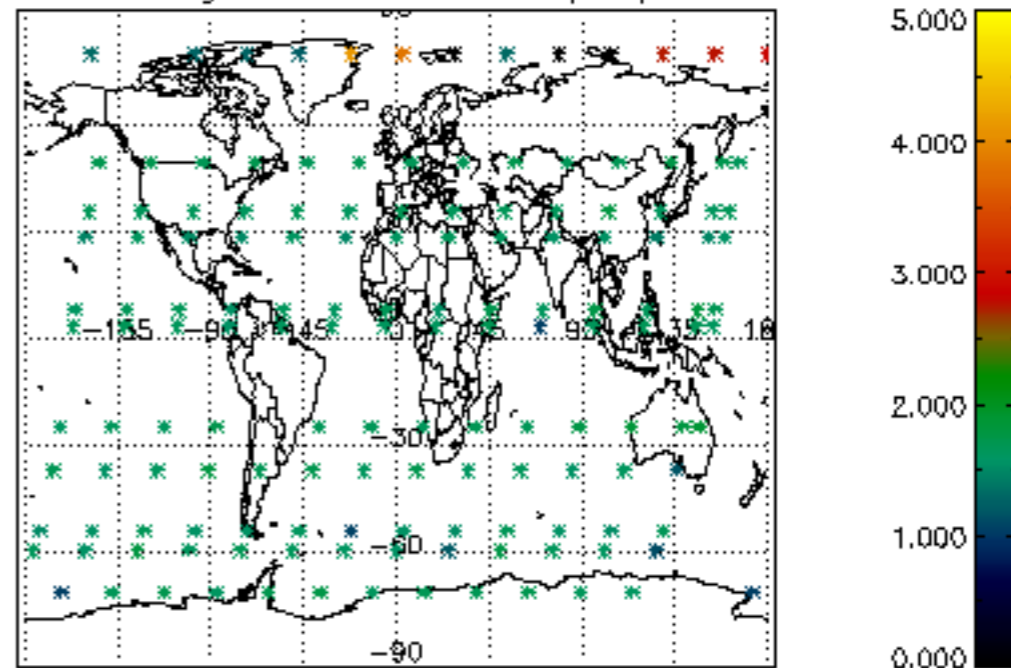
Percentage of saturation errors per profile



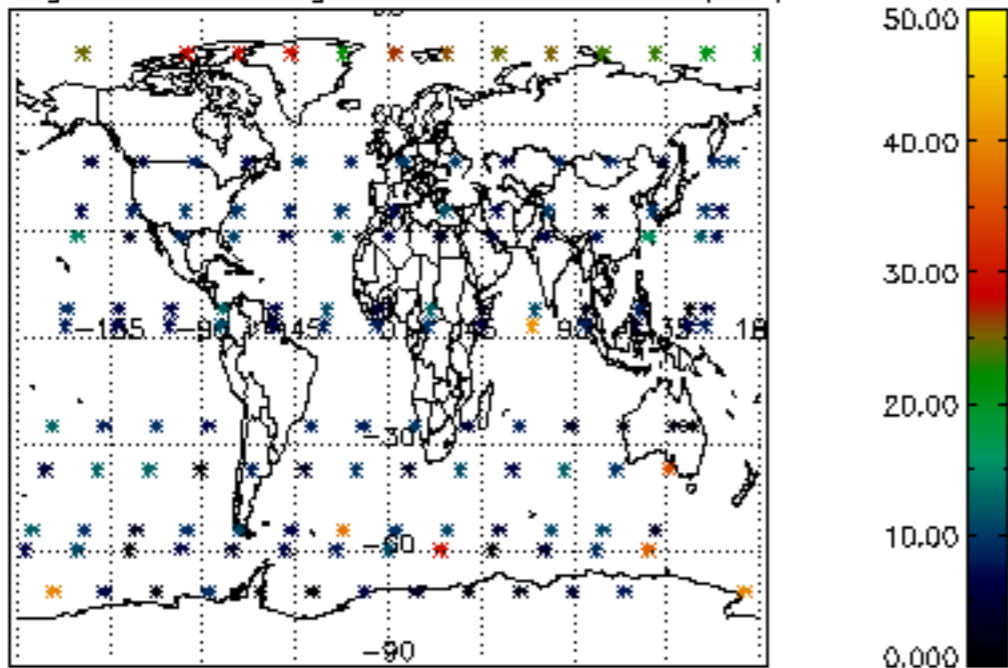
Percentage of cosmic ray hits per profile



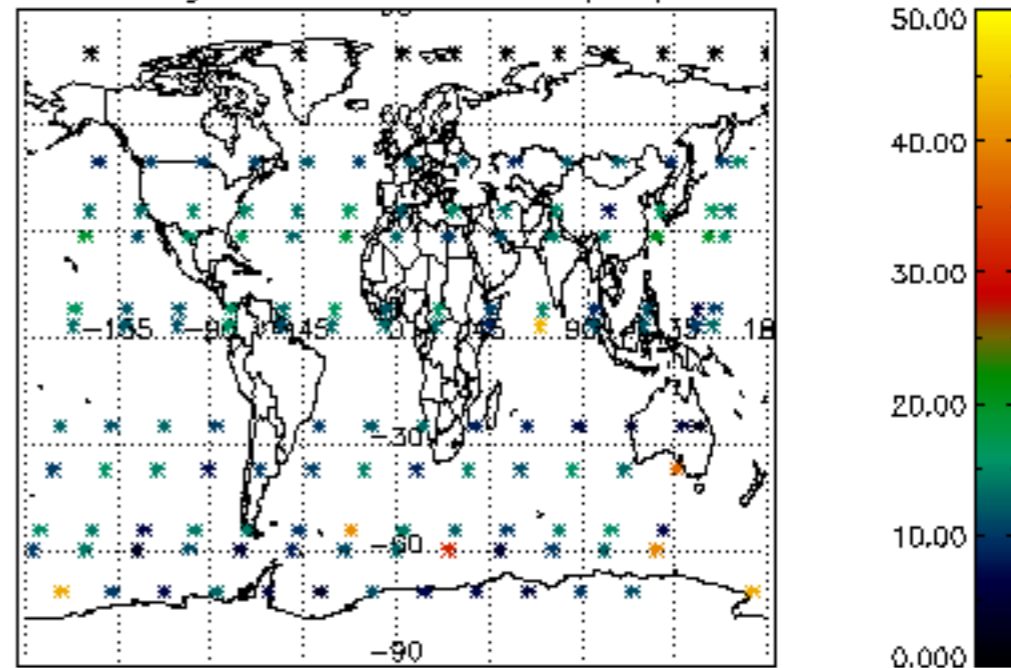
Percentage of datation errors per profile

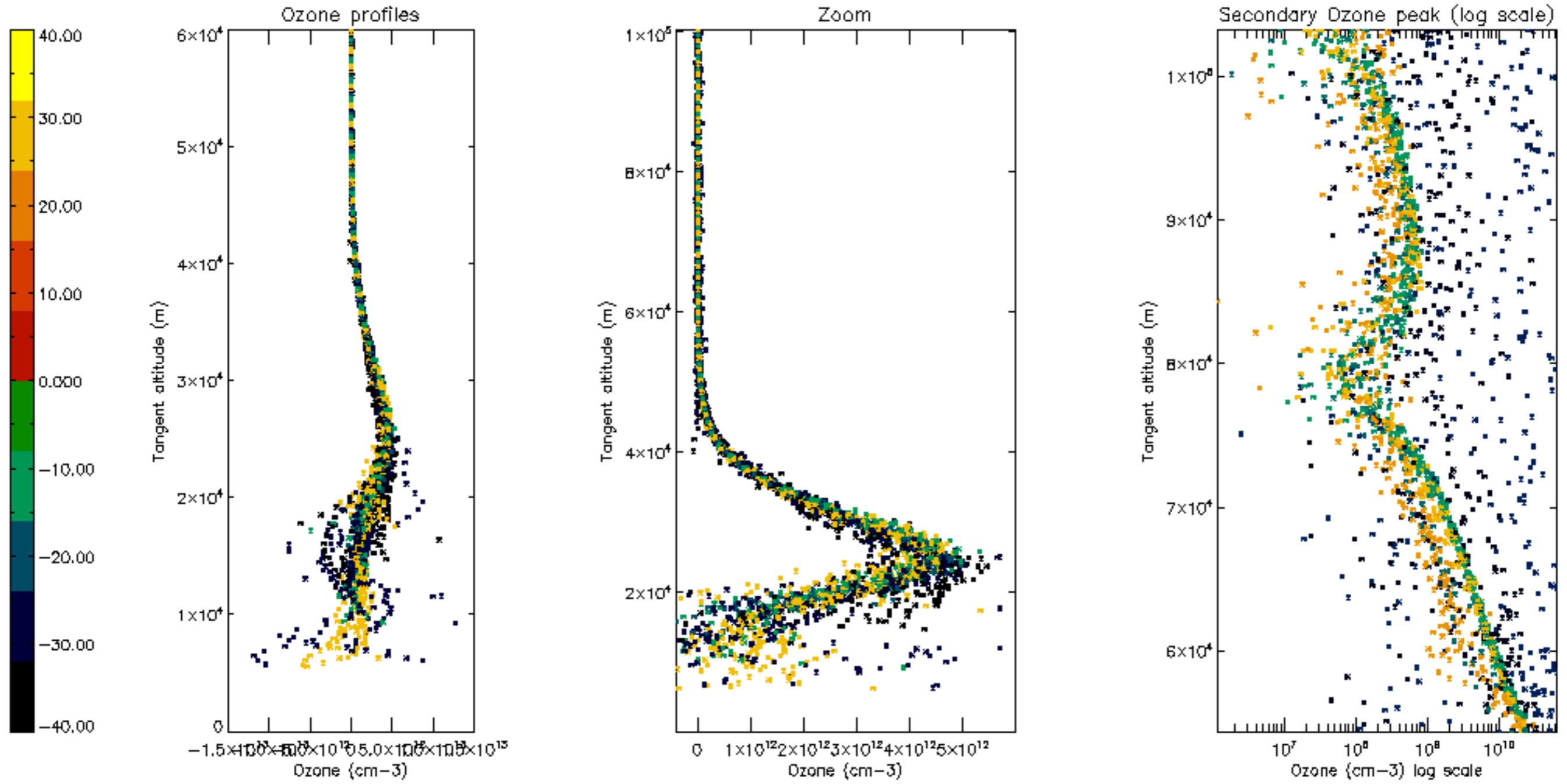


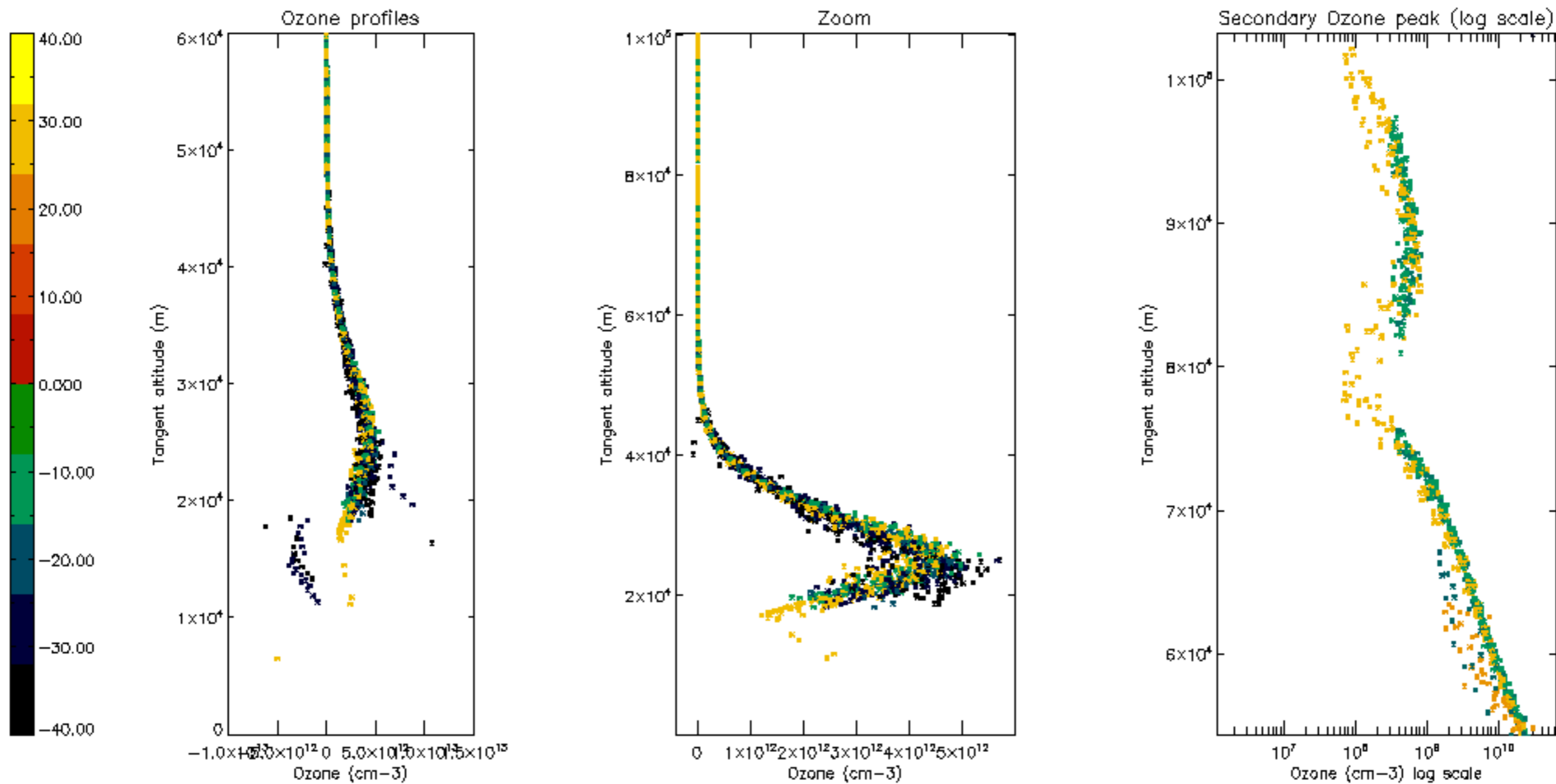
Percentage of star falling outside central band per profile

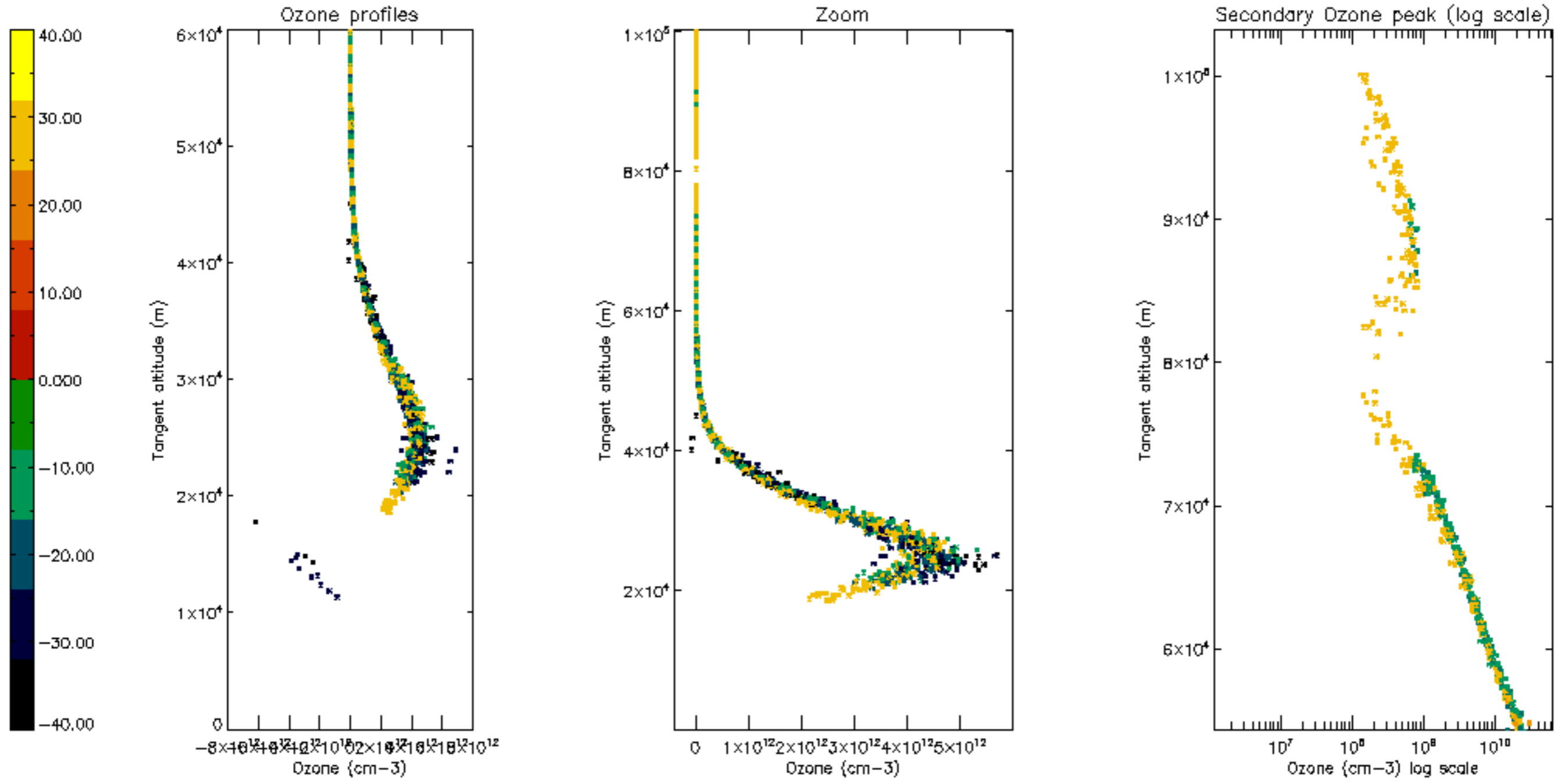


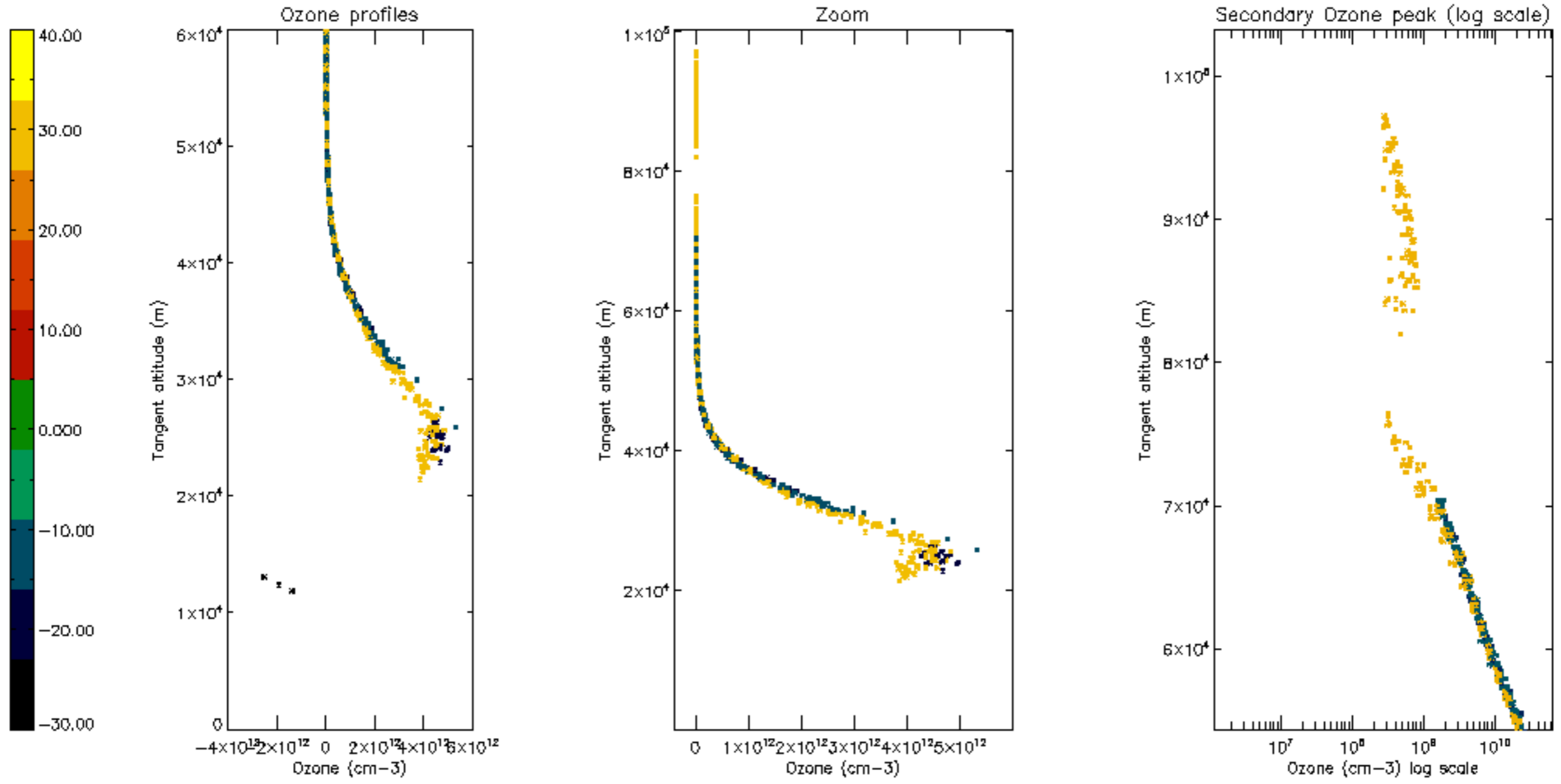
Percentage of saturation errors per profile

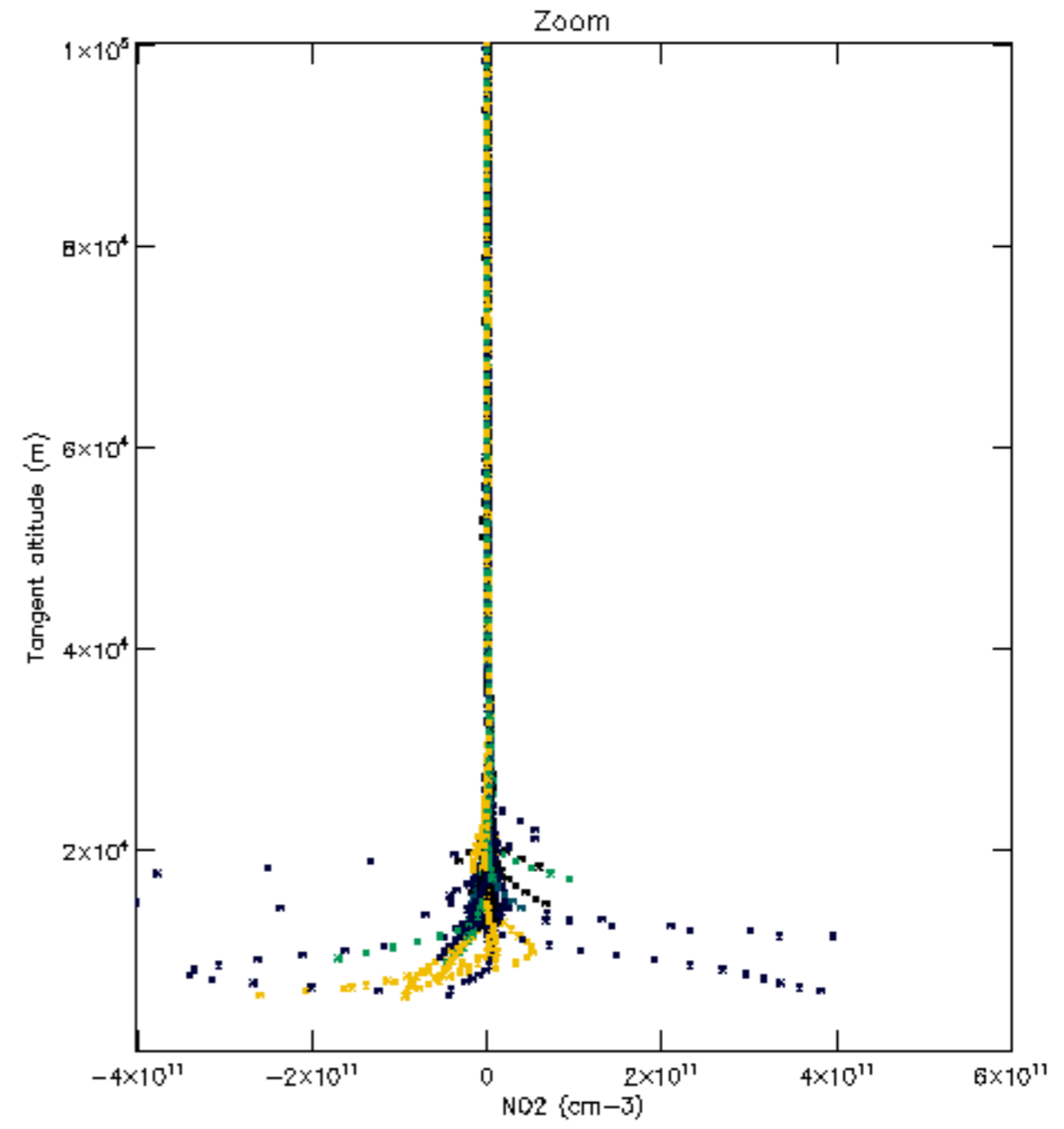
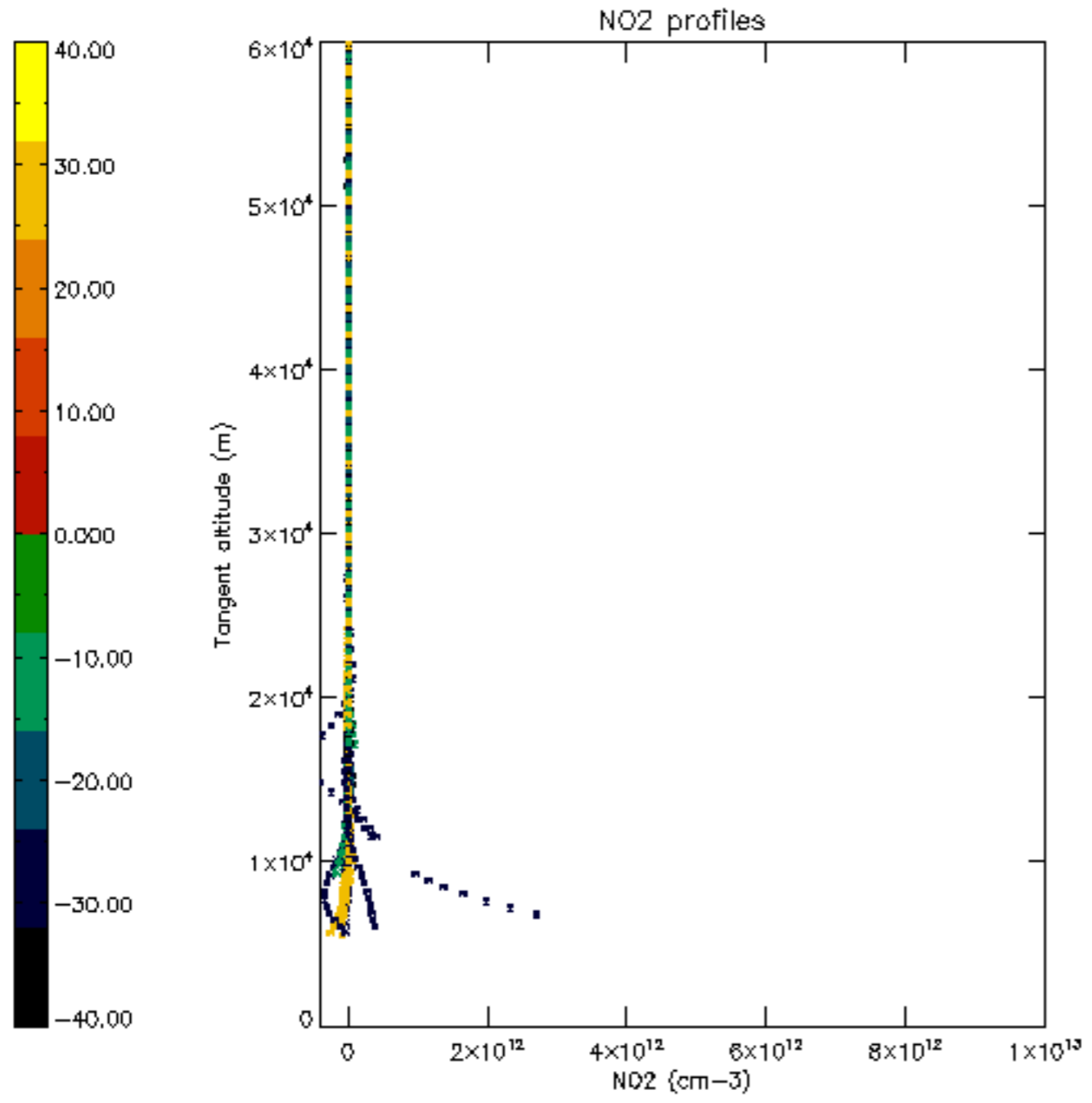


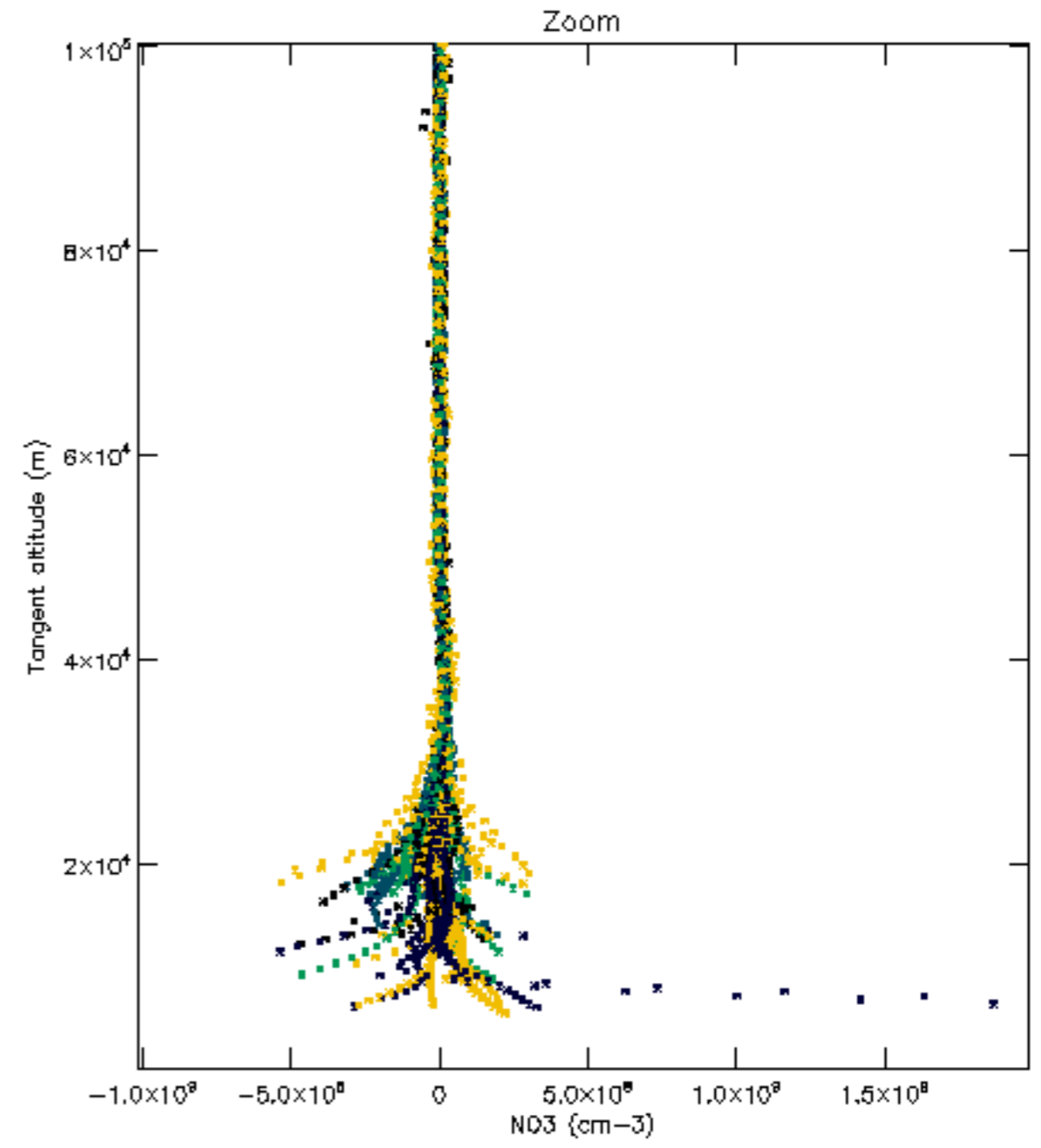
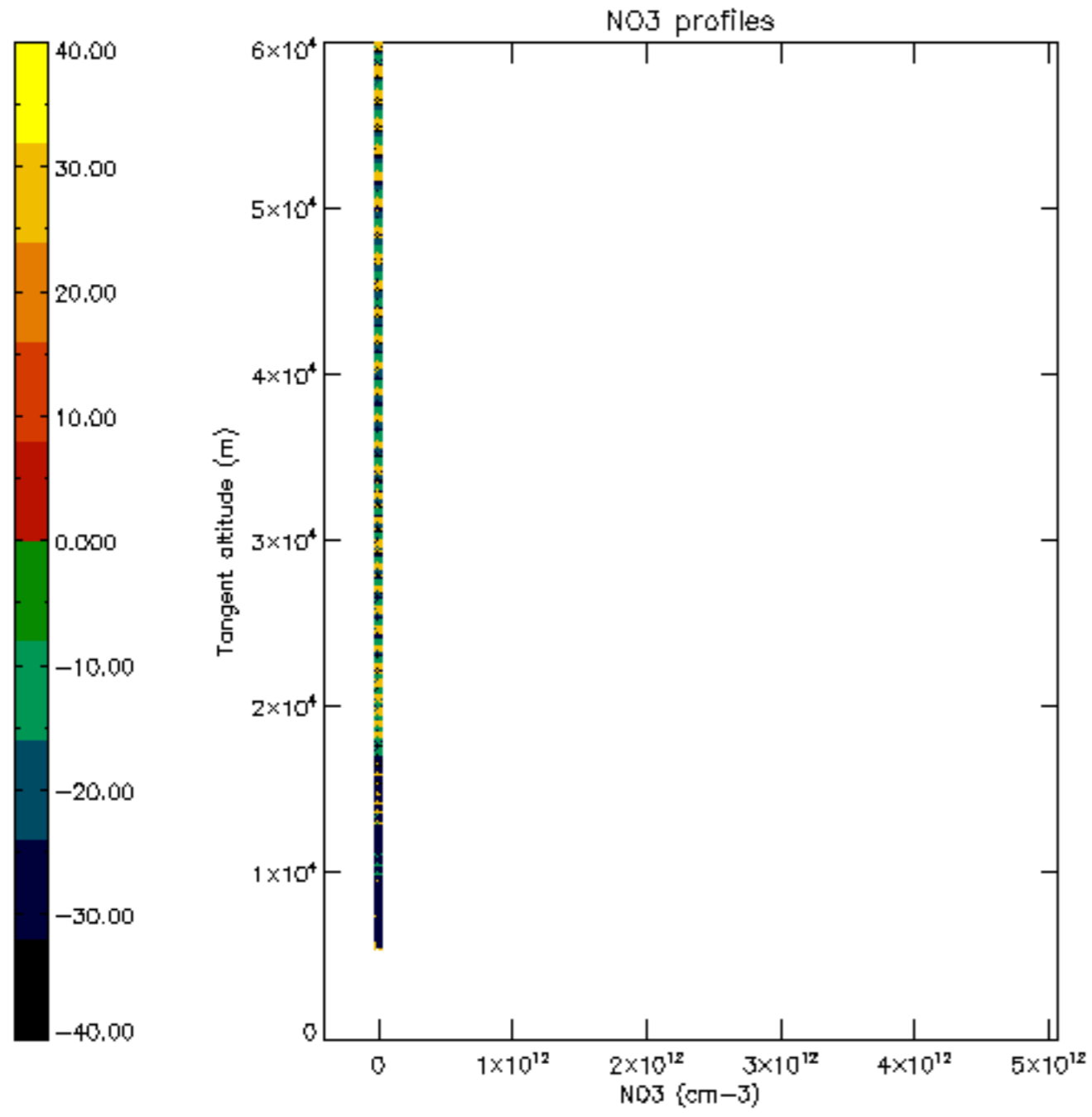


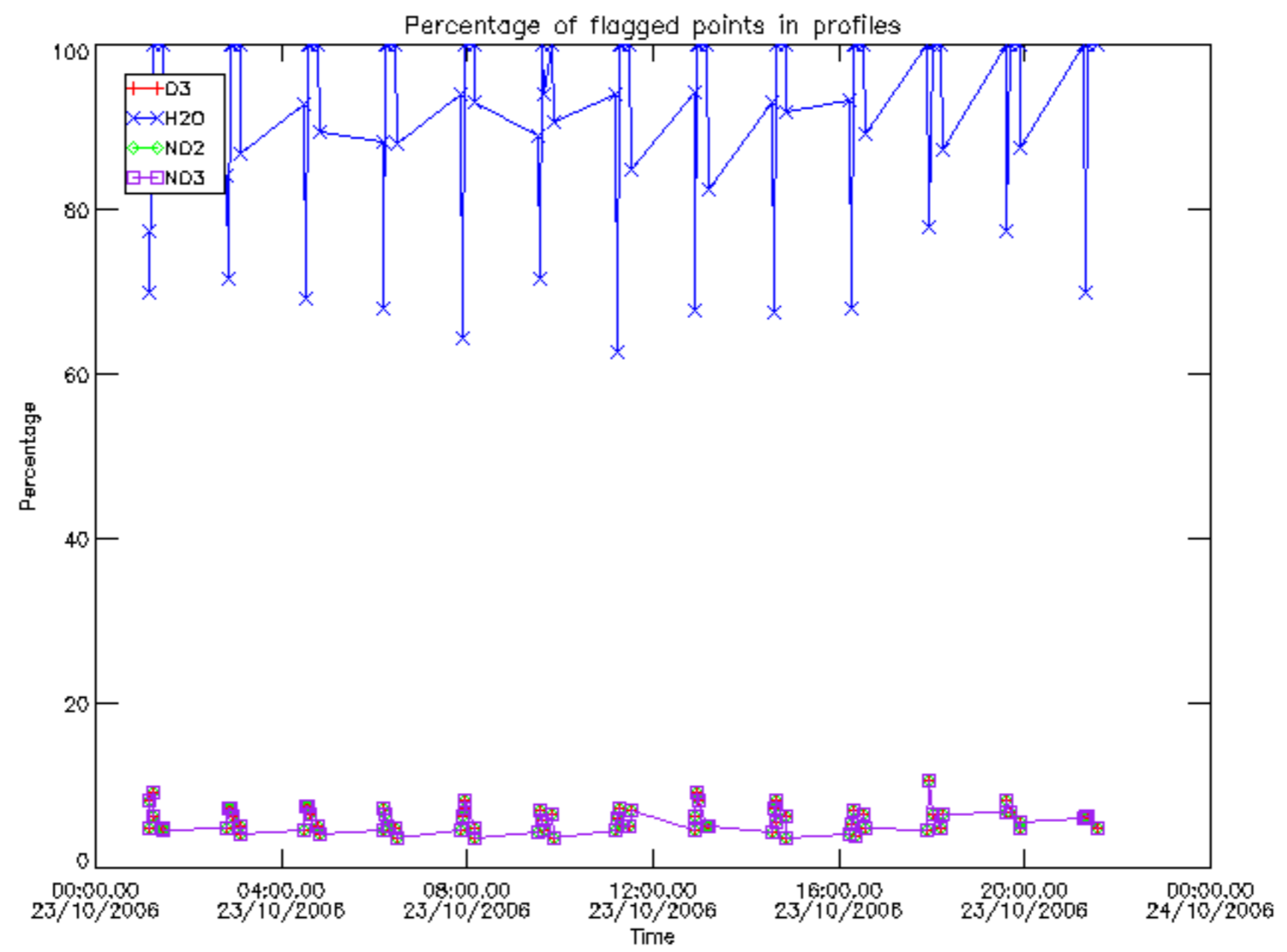




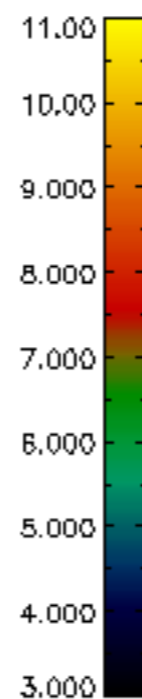
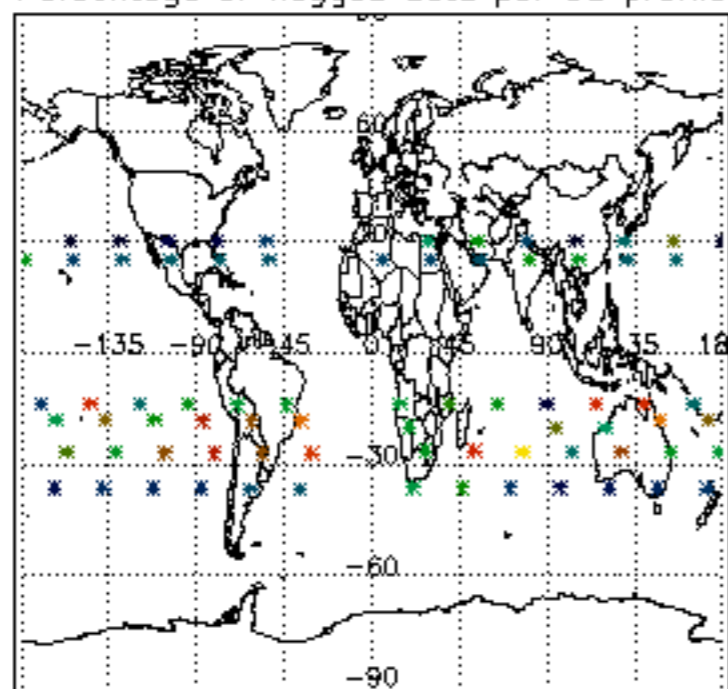




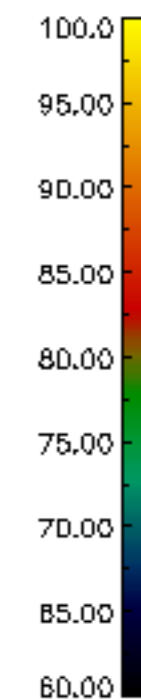
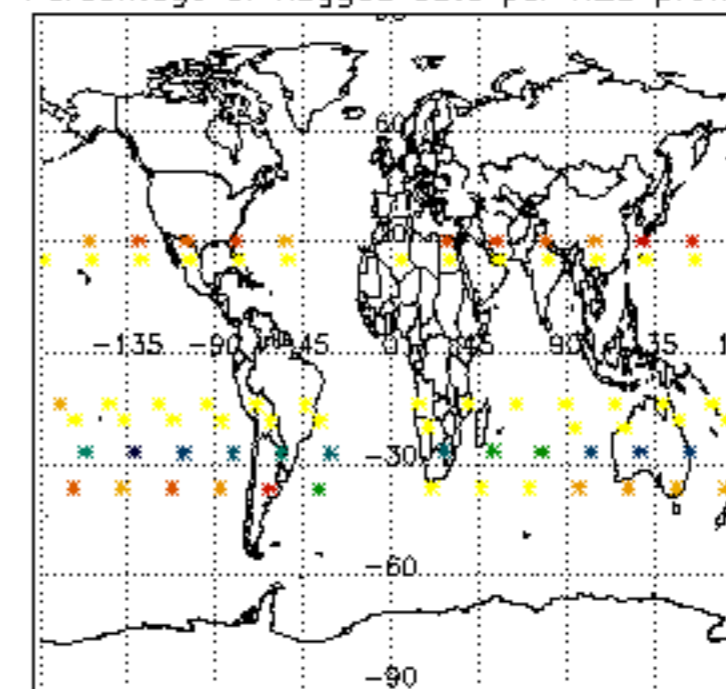




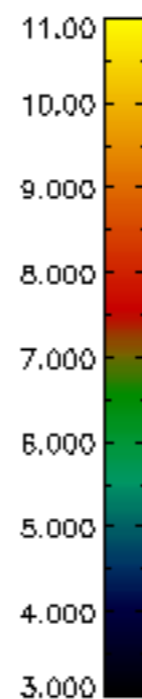
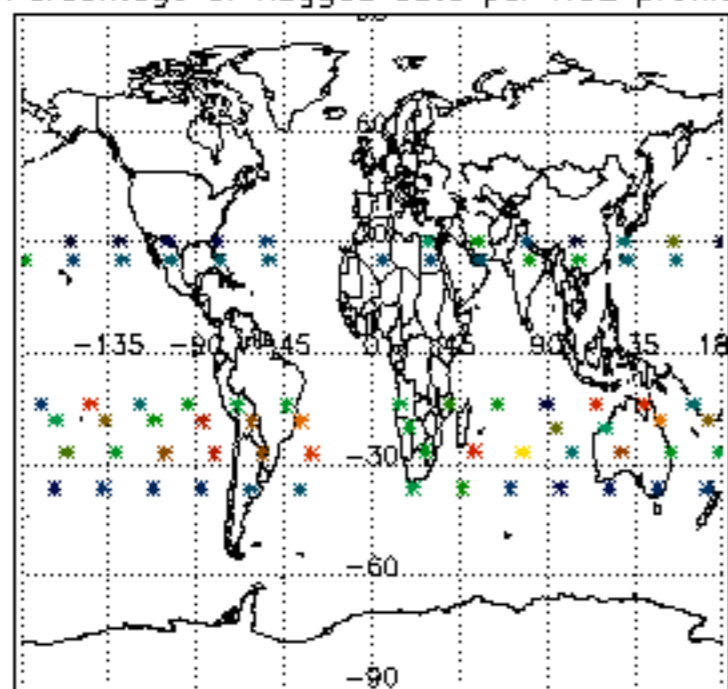
Percentage of flagged data per D3 profile



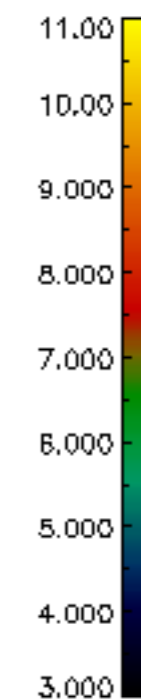
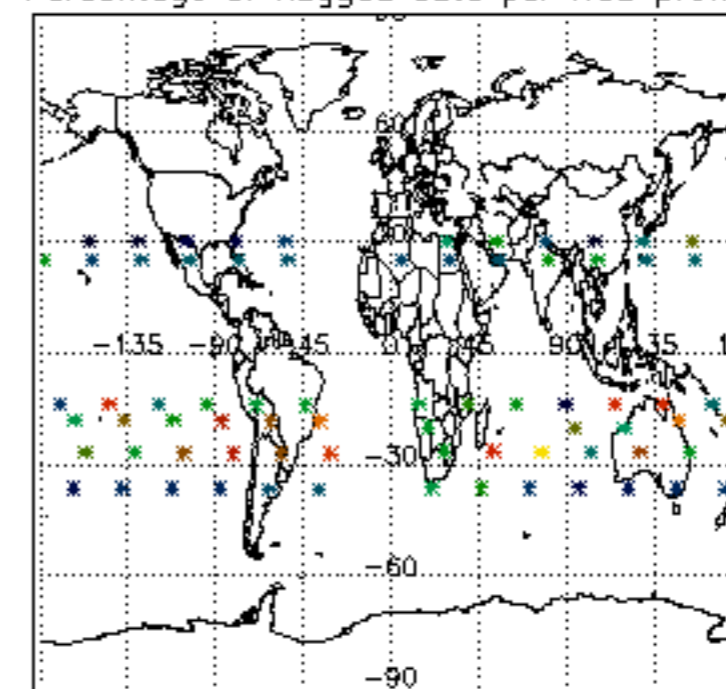
Percentage of flagged data per H2O profile

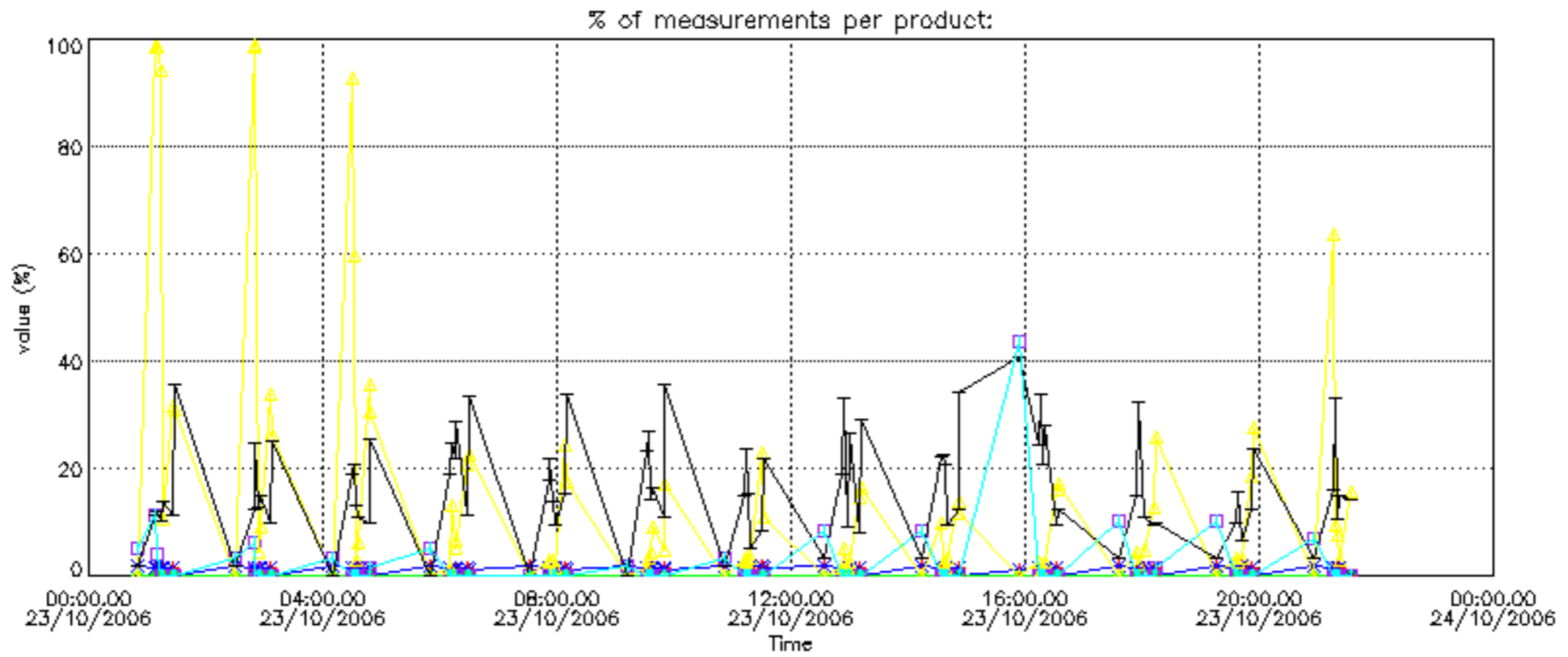


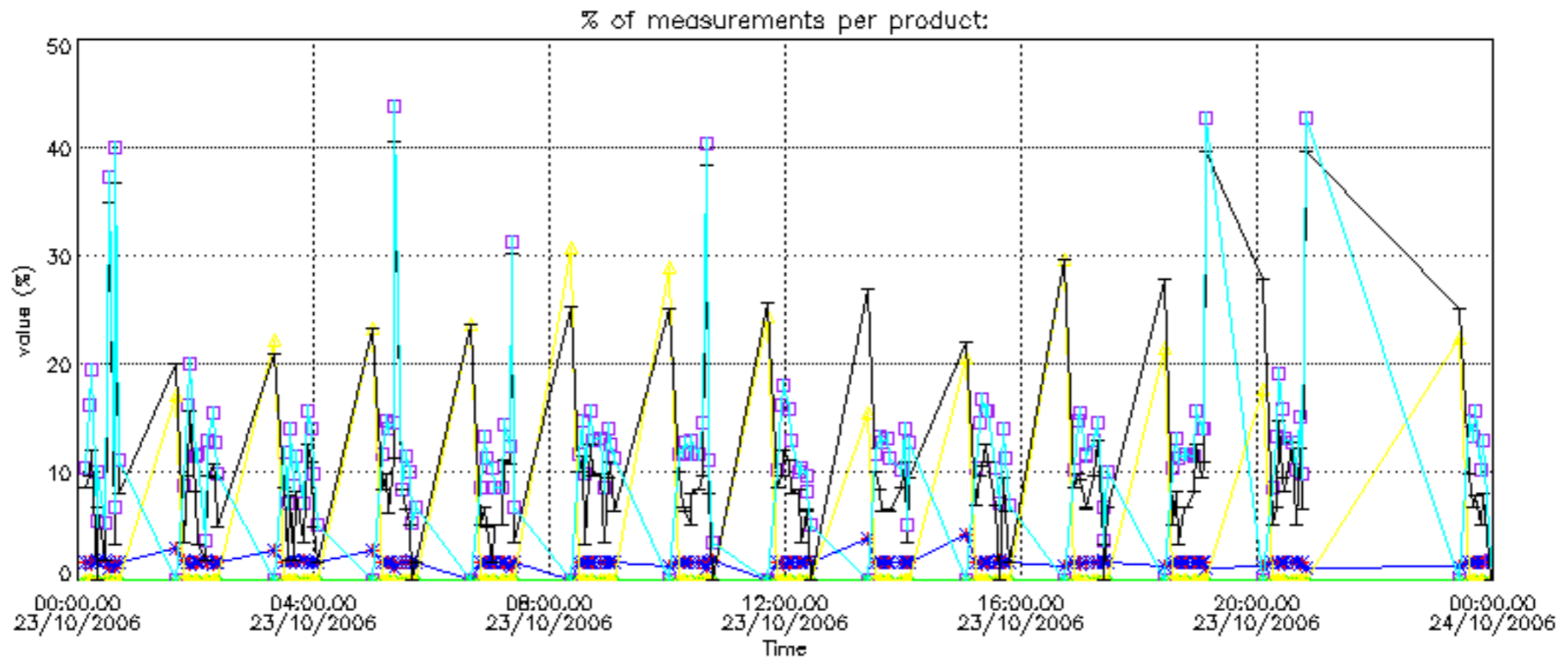
Percentage of flagged data per NO2 profile



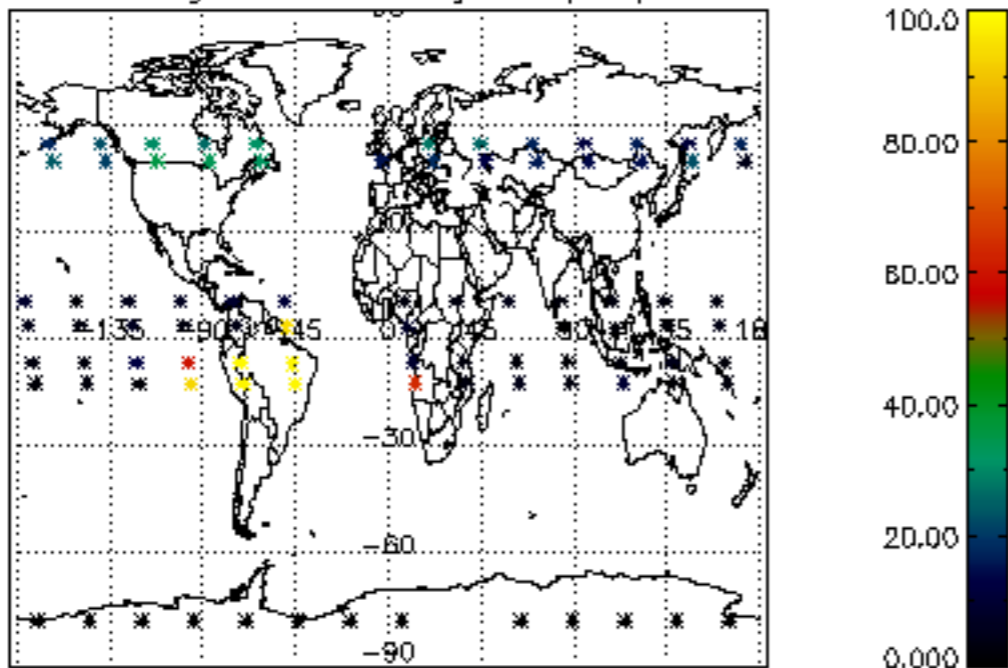
Percentage of flagged data per NO3 profile



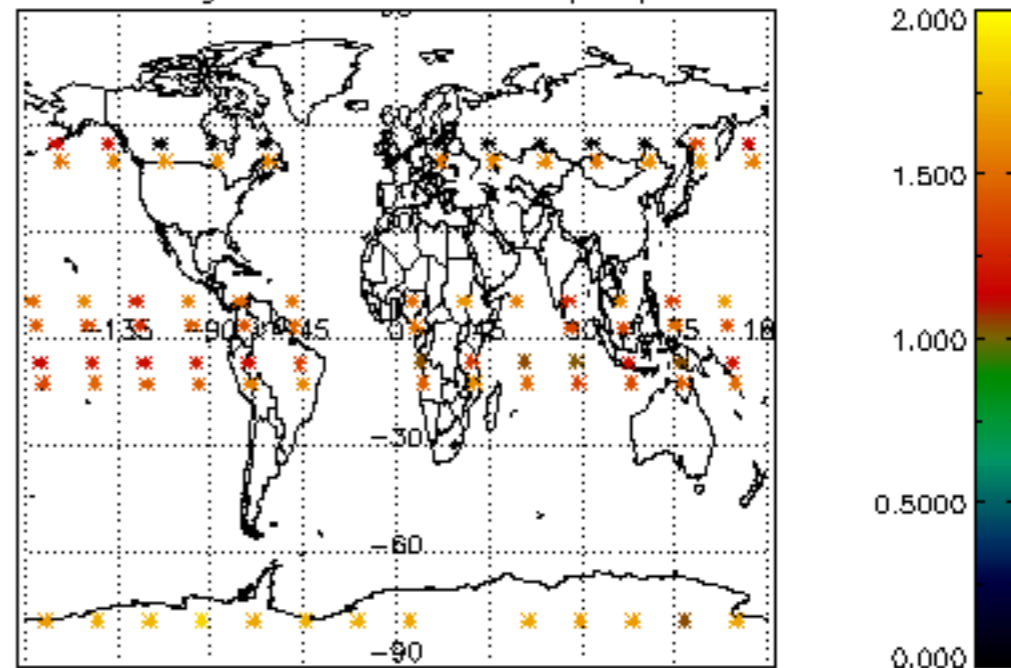




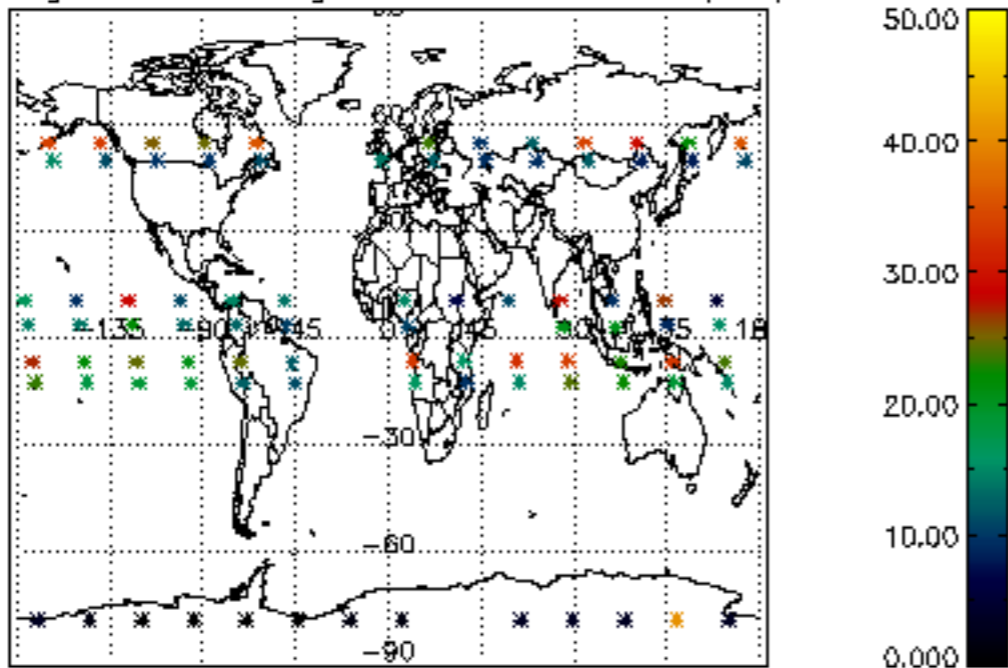
Percentage of cosmic ray hits per profile



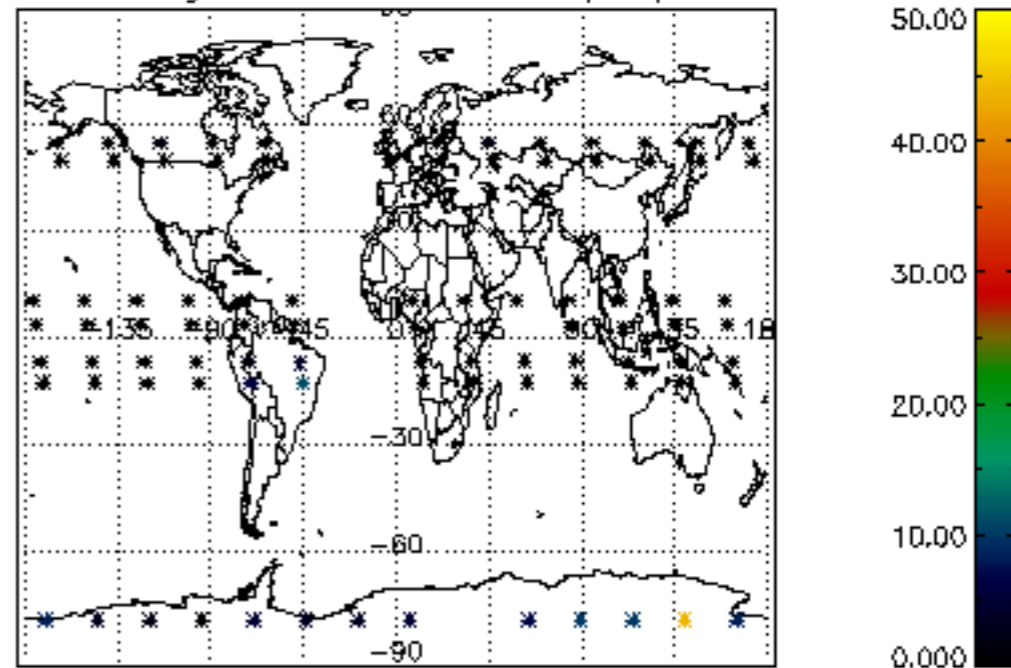
Percentage of datation errors per profile



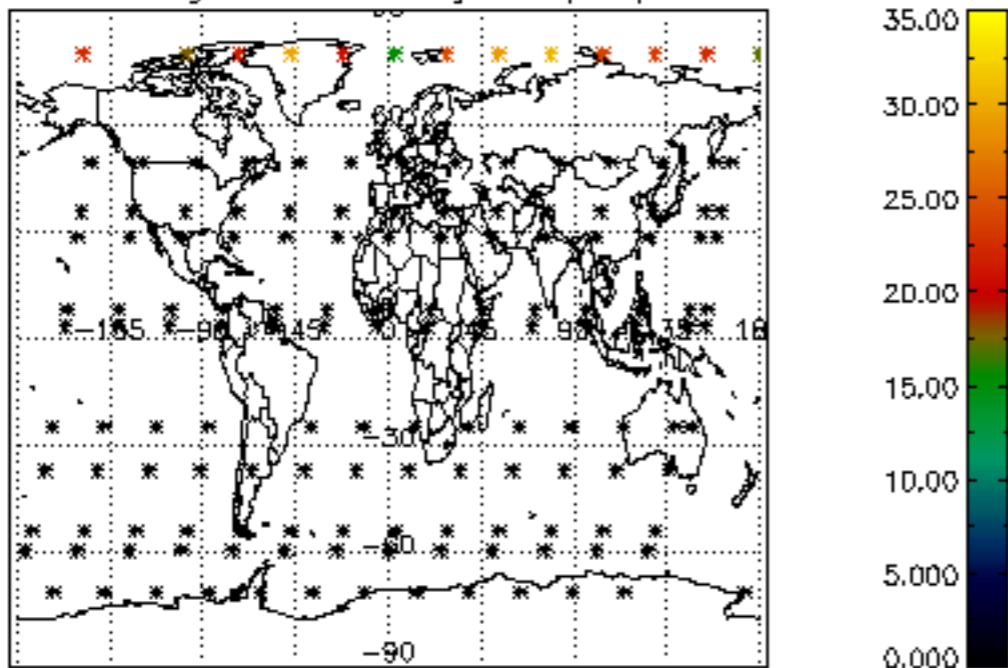
Percentage of star falling outside central band per profile



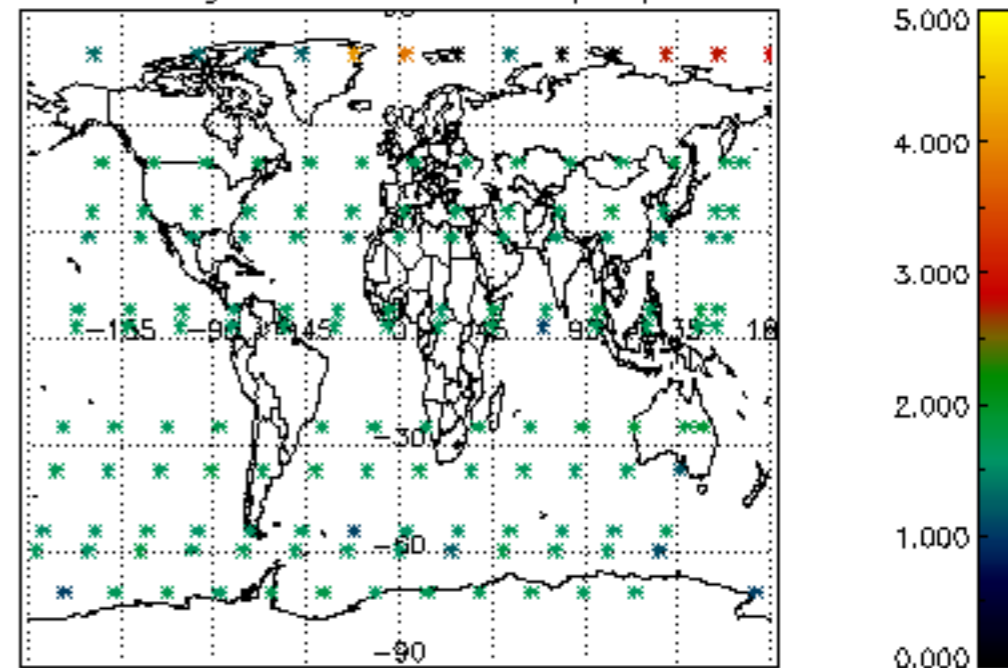
Percentage of saturation errors per profile



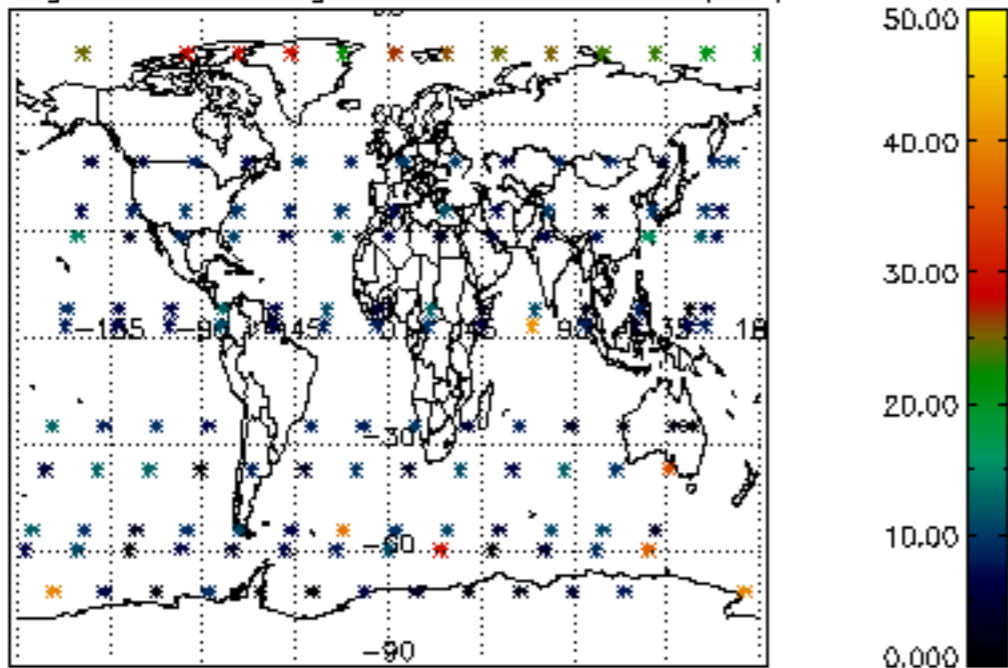
Percentage of cosmic ray hits per profile



Percentage of datation errors per profile



Percentage of star falling outside central band per profile



Percentage of saturation errors per profile

