

# GOMOS Level 2 Daily Report

## SUMMARY

### [1. General Info](#)

### [2. Summary of processed GOM\\_NL\\_2P products](#)

### [3. Level 2 Quality information per product](#)

#### [3.1 Plot of level 2 quality information per product \(time dependant\)](#)

#### [3.2 Plot of level 2 quality information per product \(world map\)](#)

### [4. Level 1 Quality information per product \(stored on level 2 products\)](#)

#### [4.1 Plot of level 1 quality information per product \(time dependant\)](#)

##### [4.1.1 Plot of level 1 quality information per product \(time dependant\): ASCENDING](#)

##### [4.1.2 Plot of level 1 quality information per product \(time dependant\): DESCENDING](#)

#### [4.2 Plot of level 1 quality information per product \(world map\)](#)

##### [4.2.1 Plot of level 1 quality information per product \(world map\): ASCENDING](#)

##### [4.2.2 Plot of level 1 quality information per product \(world map\): DESCENDING](#)

### [5. Ozone profiles based on quality statistics and other trace gas profiles](#)

#### [5.1 Ozone statistics based on quality of products](#)

#### [5.2 Plot ozone profiles for all STD \(dark without errors\)](#)

#### [5.3 Plot ozone profiles where STD < 20% \(dark without errors\)](#)

#### [5.4. Plot ozone profiles where STD < 10% \(dark without errors\)](#)

#### [5.5. Plot ozone profiles where STD < 5% \(dark without errors\)](#)

#### [5.6 Plot NO2 profiles for all STD \(dark without errors\)](#)

#### [5.7 Plot NO3 profiles for all STD \(dark without errors\)](#)

#### [5.8 Plot H2O profiles \(only for occultations of stars 1,2,3,4,13,14,16,26,63 dark without errors\) for all STD](#)

### [6. Auxiliary Data Files used for the production reported in section 2](#)

This report presents the daily analysis on parameters extracted from GOMOS level 2 data (GOM\_NL\_\_2P). It is intended to monitor some important parameters that will impact the quality of these products. A list of level 2 products (and content) that have arrived during the reporting day to the PCF is also given.

Item	Value
Time of report generation	24APR2013 05:11:36
Data source version	GOMOS/6.01
Start time of products	22-10-2006 (22OCT2006 00:00:00)
Stop time of products	23-10-2006 (23OCT2006 00:00:00)
Store outputs in DB	Yes
Nb of level 2 prods	233
Nb of prods with errors	0

## 2. Summary of processed GOM\_NL\_\_2P products.

Nr	Filename	UTC Start time	Limb	Duration	Star Id	Star Name	Star Mag	Star Temp	Nb Meas	Orbit	Prod. error
1	GOM_NL__2PRFIN20061022_000400_000000422052_00174_24276_2861.N1	22-OCT-2006 00:04:00	Dark	42.000	46	Del Vel	1.9540	10600.	84	24276	No
2	GOM_NL__2PRFIN20061022_000600_000000462052_00174_24276_2862.N1	22-OCT-2006 00:06:00	Dark	45.500	29	Bet Car	1.6720	10200.	91	24276	No
3	GOM_NL__2PRFIN20061022_001703_000000382052_00174_24276_2863.N1	22-OCT-2006 00:17:03	Dark	38.000	143	Alp Hyi	2.8570	7200.0	76	24276	No
4	GOM_NL__2PRFIN20061022_001828_000000492052_00174_24276_2864.N1	22-OCT-2006 00:18:28	Dark	49.000	9	Alp Eri	0.45300	24000.	98	24276	No
5	GOM_NL__2PRFIN20061022_002322_000000422052_00174_24276_2865.N1	22-OCT-2006 00:23:22	Straylight	41.500	84	Alp Phe	2.3970	4500.0	83	24276	No
6	GOM_NL__2PRFIN20061022_002956_000000412052_00174_24276_2866.N1	22-OCT-2006 00:29:56	Straylight	40.500	52	16Bet Cet	2.0370	4500.0	81	24276	No
7	GOM_NL__2PRFIN20061022_003927_000000362052_00174_24276_2867.N1	22-OCT-2006 00:39:27	Bright	35.500	140	88Gam Peg	2.8340	26000.	71	24276	No
8	GOM_NL__2PRFIN20061022_004321_000000362052_00174_24276_2868.N1	22-OCT-2006 00:43:21	Bright	35.500	58	21Alp And	2.0730	11000.	71	24276	No
9	GOM_NL__2PRFIN20061022_005110_000000362052_00174_24276_2869.N1	22-OCT-2006 00:51:10	Bright	36.000	68	18Alp Cas	2.2250	4500.0	72	24276	No
10	GOM_NL__2PRFIN20061022_010021_000000352052_00174_24276_2870.N1	22-OCT-2006 01:00:21	Bright	34.500	49	1Alp UMi	1.9900	6300.0	69	24276	No
11	GOM_NL__2PRFIN20061022_010341_000000432052_00174_24276_2871.N1	22-OCT-2006 01:03:41	Bright	42.500	60	7Bet UMi	2.0810	3950.0	85	24276	No
12	GOM_NL__2PRFIN20061022_010835_000000382052_00174_24276_2872.N1	22-OCT-2006 01:08:35	Bright	38.000	36	50Alp UMa	1.8000	6300.0	76	24276	No
13	GOM_NL__2PRFIN20061022_011010_000000482052_00174_24276_2873.N1	22-OCT-2006 01:10:10	Bright	48.000	82	48Bet UMa	2.3650	10600.	96	24276	No
14	GOM_NL__2PRFIN20061022_011339_000000372052_00174_24276_2874.N1	22-OCT-2006 01:13:39	Bright	36.500	174	52Psi UMa	3.0040	4400.0	73	24276	No
15	GOM_NL__2PRFIN20061022_012035_000000342052_00174_24276_2875.N1	22-OCT-2006 01:20:35	Bright	34.000	96	68Del Leo	2.5600	9300.0	68	24276	No
16	GOM_NL__2PRFIN20061022_014009_000000372052_00174_24276_2876.N1	22-OCT-2006 01:40:09	Dark	37.000	113	Mu Vel	2.6920	5000.0	74	24276	No
17	GOM_NL__2PRFIN20061022_014436_000000412052_00175_24277_2861.N1	22-OCT-2006 01:44:36	Dark	40.500	46	Del Vel	1.9540	10600.	81	24277	No
18	GOM_NL__2PRFIN20061022_014636_000000382052_00175_24277_2862.N1	22-OCT-2006 01:46:36	Dark	37.500	29	Bet Car	1.6720	10200.	75	24277	No
19	GOM_NL__2PRFIN20061022_015739_000000382052_00175_24277_2863.N1	22-OCT-2006 01:57:39	Dark	38.000	143	Alp Hyi	2.8570	7200.0	76	24277	No
20	GOM_NL__2PRFIN20061022_015904_000000402052_00175_24277_2864.N1	22-OCT-2006 01:59:04	Dark	39.500	9	Alp Eri	0.45300	24000.	79	24277	No
21	GOM_NL__2PRFIN20061022_020358_000000432052_00175_24277_2865.N1	22-OCT-2006 02:03:58	Straylight	43.000	84	Alp Phe	2.3970	4500.0	86	24277	No
22	GOM_NL__2PRFIN20061022_021032_000000422052_00175_24277_2866.N1	22-OCT-2006 02:10:32	Straylight	42.000	52	16Bet Cet	2.0370	4500.0	84	24277	No
23	GOM_NL__2PRFIN20061022_022003_000000362052_00175_24277_2867.N1	22-OCT-2006 02:20:03	Bright	35.500	140	88Gam Peg	2.8340	26000.	71	24277	No
24	GOM_NL__2PRFIN20061022_022357_000000362052_00175_24277_2868.N1	22-OCT-2006 02:23:57	Bright	36.000	58	21Alp And	2.0730	11000.	72	24277	No
25	GOM_NL__2PRFIN20061022_023145_000000372052_00175_24277_2869.N1	22-OCT-2006 02:31:45	Bright	37.000	68	18Alp Cas	2.2250	4500.0	74	24277	No
26	GOM_NL__2PRFIN20061022_024057_000000342052_00175_24277_2870.N1	22-OCT-2006 02:40:57	Bright	33.500	49	1Alp UMi	1.9900	6300.0	67	24277	No
27	GOM_NL__2PRFIN20061022_024417_000000372052_00175_24277_2871.N1	22-OCT-2006 02:44:17	Bright	37.000	60	7Bet UMi	2.0810	3950.0	74	24277	No
28	GOM_NL__2PRFIN20061022_024911_000000382052_00175_24277_2872.N1	22-OCT-2006 02:49:11	Bright	38.000	36	50Alp UMa	1.8000	6300.0	76	24277	No
29	GOM_NL__2PRFIN20061022_025046_000000382052_00175_24277_2873.N1	22-OCT-2006 02:50:46	Bright	37.500	82	48Bet UMa	2.3650	10600.	75	24277	No
30	GOM_NL__2PRFIN20061022_025415_000000372052_00175_24277_2874.N1	22-OCT-2006 02:54:15	Bright	37.000	174	52Psi UMa	3.0040	4400.0	74	24277	No
31	GOM_NL__2PRFIN20061022_030111_000000352052_00175_24277_2875.N1	22-OCT-2006 03:01:11	Bright	34.500	96	68Del Leo	2.5600	9300.0	69	24277	No
32	GOM_NL__2PRFIN20061022_032046_000000382052_00175_24277_2876.N1	22-OCT-2006 03:20:46	Dark	38.000	113	Mu Vel	2.6920	5000.0	76	24277	No
33	GOM_NL__2PRFIN20061022_032513_000000422052_00176_24278_2881.N1	22-OCT-2006 03:25:13	Dark	41.500	46	Del Vel	1.9540	10600.	83	24278	No
34	GOM_NL__2PRFIN20061022_032712_000000392052_00176_24278_2882.N1	22-OCT-2006 03:27:12	Dark	38.500	29	Bet Car	1.6720	10200.	77	24278	No
35	GOM_NL__2PRFIN20061022_033816_000000372052_00176_24278_2883.N1	22-OCT-2006 03:38:16	Dark	37.000	143	Alp Hyi	2.8570	7200.0	74	24278	No
36	GOM_NL__2PRFIN20061022_033941_000000442052_00176_24278_2884.N1	22-OCT-2006 03:39:41	Dark	44.000	9	Alp Eri	0.45300	24000.	88	24278	No
37	GOM_NL__2PRFIN20061022_034435_000000432052_00176_24278_2885.N1	22-OCT-2006 03:44:35	Straylight	43.000	84	Alp Phe	2.3970	4500.0	86	24278	No
38	GOM_NL__2PRFIN20061022_035108_000000452052_00176_24278_2886.N1	22-OCT-2006 03:51:08	Straylight	44.500	52	16Bet Cet	2.0370	4500.0	89	24278	No
39	GOM_NL__2PRFIN20061022_040039_000000362052_00176_24278_2887.N1	22-OCT-2006 04:00:39	Bright	35.500	140	88Gam Peg	2.8340	26000.	71	24278	No
40	GOM_NL__2PRFIN20061022_040433_000000362052_00176_24278_2888.N1	22-OCT-2006 04:04:33	Bright	36.000	58	21Alp And	2.0730	11000.	72	24278	No
41	GOM_NL__2PRFIN20061022_041221_000000352052_00176_24278_2889.N1	22-OCT-2006 04:12:21	Bright	35.000	68	18Alp Cas	2.2250	4500.0	70	24278	No
42	GOM_NL__2PRFIN20061022_042133_000000342052_00176_24278_2890.N1	22-OCT-2006 04:21:33	Bright	33.500	49	1Alp UMi	1.9900	6300.0	67	24278	No

43	GOM_NL__2PRFIN20061022_042453_000000362052_00176_24278_2891.N1	22-OCT-2006 04:24:53	Bright	36.000	60	7Bet UMi	2.0810	3950.0	72	24278	No
44	GOM_NL__2PRFIN20061022_042947_000000382052_00176_24278_2892.N1	22-OCT-2006 04:29:47	Bright	38.000	36	50Alp UMa	1.8000	6300.0	76	24278	No
45	GOM_NL__2PRFIN20061022_043122_000000362052_00176_24278_2893.N1	22-OCT-2006 04:31:22	Bright	35.500	82	48Bet UMa	2.3650	10600.	71	24278	No
46	GOM_NL__2PRFIN20061022_043451_000000352052_00176_24278_2894.N1	22-OCT-2006 04:34:51	Bright	34.500	174	52Psi UMa	3.0040	4400.0	69	24278	No
47	GOM_NL__2PRFIN20061022_044147_000000352052_00176_24278_2895.N1	22-OCT-2006 04:41:47	Bright	34.500	96	68Del Leo	2.5600	9300.0	69	24278	No
48	GOM_NL__2PRFIN20061022_050122_000000422052_00176_24278_2896.N1	22-OCT-2006 05:01:22	Dark	42.000	113	Mu Vel	2.6920	5000.0	84	24278	No
49	GOM_NL__2PRFIN20061022_050549_000000412052_00177_24279_2882.N1	22-OCT-2006 05:05:49	Dark	40.500	46	Del Vel	1.9540	10600.	81	24279	No
50	GOM_NL__2PRFIN20061022_064830_000000422052_00178_24280_2882.N1	22-OCT-2006 06:48:30	Dark	42.000	29	Bet Car	1.6720	10200.	84	24280	No
51	GOM_NL__2PRFIN20061022_065934_000000322052_00178_24280_2883.N1	22-OCT-2006 06:59:34	Dark	31.500	143	Alp Hyi	2.8570	7200.0	63	24280	No
52	GOM_NL__2PRFIN20061022_070059_000000422052_00178_24280_2884.N1	22-OCT-2006 07:00:59	Dark	41.500	9	Alp Eri	0.45300	24000.	83	24280	No
53	GOM_NL__2PRFIN20061022_071226_000000372052_00178_24280_2885.N1	22-OCT-2006 07:12:26	Straylight	36.500	52	16Bet Cet	2.0370	4500.0	73	24280	No
54	GOM_NL__2PRFIN20061022_072156_000000302052_00178_24280_2886.N1	22-OCT-2006 07:21:56	Bright	29.500	140	88Gam Peg	2.8340	26000.	59	24280	No
55	GOM_NL__2PRFIN20061022_072551_000000302052_00178_24280_2887.N1	22-OCT-2006 07:25:51	Bright	30.000	58	21Alp And	2.0730	11000.	60	24280	No
56	GOM_NL__2PRFIN20061022_072757_000000312052_00178_24280_2888.N1	22-OCT-2006 07:27:57	Bright	31.000	53	43Bet And	2.0480	3300.0	62	24280	No
57	GOM_NL__2PRFIN20061022_073339_000000312052_00178_24280_2889.N1	22-OCT-2006 07:33:39	Bright	31.000	68	18Alp Cas	2.2250	4500.0	62	24280	No
58	GOM_NL__2PRFIN20061022_073457_000000302052_00178_24280_2890.N1	22-OCT-2006 07:34:57	Bright	30.000	76	27Gam Cas	2.3000	30000.	60	24280	No
59	GOM_NL__2PRFIN20061022_074250_000000272052_00178_24280_2891.N1	22-OCT-2006 07:42:50	Bright	27.000	49	1Alp UMi	1.9900	6300.0	54	24280	No
60	GOM_NL__2PRFIN20061022_074611_000000302052_00178_24280_2892.N1	22-OCT-2006 07:46:11	Bright	30.000	60	7Bet UMi	2.0810	3950.0	60	24280	No
61	GOM_NL__2PRFIN20061022_075105_000000322052_00178_24280_2893.N1	22-OCT-2006 07:51:05	Bright	31.500	36	50Alp UMa	1.8000	6300.0	63	24280	No
62	GOM_NL__2PRFIN20061022_075240_000000302052_00178_24280_2894.N1	22-OCT-2006 07:52:40	Bright	29.500	82	48Bet UMa	2.3650	10600.	59	24280	No
63	GOM_NL__2PRFIN20061022_075609_000000292052_00178_24280_2895.N1	22-OCT-2006 07:56:09	Bright	29.000	174	52Psi UMa	3.0040	4400.0	58	24280	No
64	GOM_NL__2PRFIN20061022_080306_000000292052_00178_24280_2896.N1	22-OCT-2006 08:03:06	Bright	28.500	96	68Del Leo	2.5600	9300.0	57	24280	No
65	GOM_NL__2PRFIN20061022_082240_000000342052_00178_24280_2897.N1	22-OCT-2006 08:22:40	Dark	33.500	113	Mu Vel	2.6920	5000.0	67	24280	No
66	GOM_NL__2PRFIN20061022_082411_000000422052_00178_24280_2898.N1	22-OCT-2006 08:24:11	Dark	42.000	65	Lam Vel	2.2040	4400.0	84	24280	No
67	GOM_NL__2PRFIN20061022_082708_000000342052_00179_24281_2882.N1	22-OCT-2006 08:27:08	Dark	34.000	46	Del Vel	1.9540	10600.	68	24281	No
68	GOM_NL__2PRFIN20061022_082907_000000352052_00179_24281_2883.N1	22-OCT-2006 08:29:07	Dark	34.500	29	Bet Car	1.6720	10200.	69	24281	No
69	GOM_NL__2PRFIN20061022_084010_000000322052_00179_24281_2884.N1	22-OCT-2006 08:40:10	Dark	32.000	143	Alp Hyi	2.8570	7200.0	64	24281	No
70	GOM_NL__2PRFIN20061022_084135_000000392052_00179_24281_2885.N1	22-OCT-2006 08:41:35	Dark	39.000	9	Alp Eri	0.45300	24000.	78	24281	No
71	GOM_NL__2PRFIN20061022_085302_000000372052_00179_24281_2886.N1	22-OCT-2006 08:53:02	Straylight	37.000	52	16Bet Cet	2.0370	4500.0	74	24281	No
72	GOM_NL__2PRFIN20061022_090232_000000302052_00179_24281_2887.N1	22-OCT-2006 09:02:32	Bright	30.000	140	88Gam Peg	2.8340	26000.	60	24281	No
73	GOM_NL__2PRFIN20061022_090627_000000302052_00179_24281_2888.N1	22-OCT-2006 09:06:27	Bright	30.000	58	21Alp And	2.0730	11000.	60	24281	No
74	GOM_NL__2PRFIN20061022_090832_000000312052_00179_24281_2889.N1	22-OCT-2006 09:08:32	Bright	31.000	53	43Bet And	2.0480	3300.0	62	24281	No
75	GOM_NL__2PRFIN20061022_091414_000000312052_00179_24281_2890.N1	22-OCT-2006 09:14:14	Bright	31.000	68	18Alp Cas	2.2250	4500.0	62	24281	No
76	GOM_NL__2PRFIN20061022_091533_000000312052_00179_24281_2891.N1	22-OCT-2006 09:15:33	Bright	30.500	76	27Gam Cas	2.3000	30000.	61	24281	No
77	GOM_NL__2PRFIN20061022_092326_000000302052_00179_24281_2892.N1	22-OCT-2006 09:23:26	Bright	29.500	49	1Alp UMi	1.9900	6300.0	59	24281	No
78	GOM_NL__2PRFIN20061022_092647_000000312052_00179_24281_2893.N1	22-OCT-2006 09:26:47	Bright	31.000	60	7Bet UMi	2.0810	3950.0	62	24281	No
79	GOM_NL__2PRFIN20061022_093141_000000482052_00179_24281_2894.N1	22-OCT-2006 09:31:41	Bright	48.000	36	50Alp UMa	1.8000	6300.0	96	24281	No
80	GOM_NL__2PRFIN20061022_093315_000000302052_00179_24281_2895.N1	22-OCT-2006 09:33:15	Bright	30.000	82	48Bet UMa	2.3650	10600.	60	24281	No
81	GOM_NL__2PRFIN20061022_093645_000000312052_00179_24281_2896.N1	22-OCT-2006 09:36:45	Bright	31.000	174	52Psi UMa	3.0040	4400.0	62	24281	No
82	GOM_NL__2PRFIN20061022_094341_000000282052_00179_24281_2897.N1	22-OCT-2006 09:43:41	Bright	28.000	96	68Del Leo	2.5600	9300.0	56	24281	No
83	GOM_NL__2PRFIN20061022_100316_000000332052_00179_24281_2898.N1	22-OCT-2006 10:03:16	Dark	33.000	113	Mu Vel	2.6920	5000.0	66	24281	No
84	GOM_NL__2PRFIN20061022_100448_000000522052_00179_24281_2899.N1	22-OCT-2006 10:04:48	Dark	51.500	65	Lam Vel	2.2040	4400.0	103	24281	No
85	GOM_NL__2PRFIN20061022_100745_000000352052_00180_24282_2882.N1	22-OCT-2006 10:07:45	Dark	35.000	46	Del Vel	1.9540	10600.	70	24282	No
86	GOM_NL__2PRFIN20061022_100943_000000332052_00180_24282_2883.N1	22-OCT-2006 10:09:43	Dark	32.500	29	Bet Car	1.6720	10200.	65	24282	No
87	GOM_NL__2PRFIN20061022_102046_000000352052_00180_24282_2884.N1	22-OCT-2006 10:20:46	Dark	35.000	143	Alp Hyi	2.8570	7200.0	70	24282	No
88	GOM_NL__2PRFIN20061022_102211_000000432052_00180_24282_2885.N1	22-OCT-2006 10:22:11	Dark	42.500	9	Alp Eri	0.45300	24000.	85	24282	No
89	GOM_NL__2PRFIN20061022_103338_000000392052_00180_24282_2886.N1	22-OCT-2006 10:33:38	Straylight	38.500	52	16Bet Cet	2.0370	4500.0	77	24282	No
90	GOM_NL__2PRFIN20061022_104309_000000312052_00180_24282_2887.N1	22-OCT-2006 10:43:09	Bright	30.500	140	88Gam Peg	2.8340	26000.	61	24282	No
91	GOM_NL__2PRFIN20061022_104702_000000312052_00180_24282_2888.N1	22-OCT-2006 10:47:02	Bright	30.500	58	21Alp And	2.0730	11000.	61	24282	No
92	GOM_NL__2PRFIN20061022_104908_000000322052_00180_24282_2889.N1	22-OCT-2006 10:49:08	Bright	32.000	53	43Bet And	2.0480	3300.0	64	24282	No
93	GOM_NL__2PRFIN20061022_105450_000000322052_00180_24282_2890.N1	22-OCT-2006 10:54:50	Bright	32.000	68	18Alp Cas	2.2250	4500.0	64	24282	No
94	GOM_NL__2PRFIN20061022_105608_000000302052_00180_24282_2891.N1	22-OCT-2006 10:56:08	Bright	29.500	76	27Gam Cas	2.3000	30000.	59	24282	No
95	GOM_NL__2PRFIN20061022_110402_000000312052_00180_24282_2892.N1	22-OCT-2006 11:04:02	Bright	30.500	49	1Alp UMi	1.9900	6300.0	61	24282	No
96	GOM_NL__2PRFIN20061022_110723_000000302052_00180_24282_2893.N1	22-OCT-2006 11:07:23	Bright	30.000	60	7Bet UMi	2.0810	3950.0	60	24282	No
97	GOM_NL__2PRFIN20061022_111217_000000332052_00180_24282_2894.N1	22-OCT-2006 11:12:17	Bright	32.500	36	50Alp UMa	1.8000	6300.0	65	24282	No
98	GOM_NL__2PRFIN20061022_111351_000000312052_00180_24282_2895.N1	22-OCT-2006 11:13:51	Bright	30.500	82	48Bet UMa	2.3650	10600.	61	24282	No
99	GOM_NL__2PRFIN20061022_111721_000000292052_00180_24282_2896.N1	22-OCT-2006 11:17:21	Bright	29.000	174	52Psi UMa	3.0040	4400.0	58	24282	No
100	GOM_NL__2PRFIN20061022_112418_000000292052_00180_24282_2897.N1	22-OCT-2006 11:24:18	Bright	29.000	96	68Del Leo	2.5600	9300.0	58	24282	No
101	GOM_NL__2PRFIN20061022_114352_000000352052_00180_24282_2898.N1	22-OCT-2006 11:43:52	Dark	35.000	113	Mu Vel	2.6920	5000.0	70	24282	No

102	GOM_NL__2PRFIN20061022_114524_000000462052_00180_24282_2899.N1	22-OCT-2006 11:45:24	Dark	46.000	65	Lam Vel	2.2040	4400.0	92	24282	No
103	GOM_NL__2PRFIN20061022_114821_000000352052_00181_24283_2882.N1	22-OCT-2006 11:48:21	Dark	35.000	46	Del Vel	1.9540	10600.	70	24283	No
104	GOM_NL__2PRFIN20061022_115019_000000342052_00181_24283_2883.N1	22-OCT-2006 11:50:19	Dark	34.000	29	Bet Car	1.6720	10200.	68	24283	No
105	GOM_NL__2PRFIN20061022_120122_000000332052_00181_24283_2884.N1	22-OCT-2006 12:01:22	Dark	32.500	143	Alp Hyi	2.8570	7200.0	65	24283	No
106	GOM_NL__2PRFIN20061022_120247_000000382052_00181_24283_2885.N1	22-OCT-2006 12:02:47	Dark	37.500	9	Alp Eri	0.45300	24000.	75	24283	No
107	GOM_NL__2PRFIN20061022_121414_000000382052_00181_24283_2886.N1	22-OCT-2006 12:14:14	Straylight	38.000	52	16Bet Cet	2.0370	4500.0	76	24283	No
108	GOM_NL__2PRFIN20061022_122344_000000302052_00181_24283_2887.N1	22-OCT-2006 12:23:44	Bright	30.000	140	88Gam Peg	2.8340	26000.	60	24283	No
109	GOM_NL__2PRFIN20061022_122738_000000312052_00181_24283_2888.N1	22-OCT-2006 12:27:38	Bright	31.000	58	21Alp And	2.0730	11000.	62	24283	No
110	GOM_NL__2PRFIN20061022_122943_000000332052_00181_24283_2889.N1	22-OCT-2006 12:29:43	Bright	33.000	53	43Bet And	2.0480	3300.0	66	24283	No
111	GOM_NL__2PRFIN20061022_123526_000000322052_00181_24283_2890.N1	22-OCT-2006 12:35:26	Bright	31.500	68	18Alp Cas	2.2250	4500.0	63	24283	No
112	GOM_NL__2PRFIN20061022_123644_000000322052_00181_24283_2891.N1	22-OCT-2006 12:36:44	Bright	31.500	76	27Gam Cas	2.3000	30000.	63	24283	No
113	GOM_NL__2PRFIN20061022_124438_000000302052_00181_24283_2892.N1	22-OCT-2006 12:44:38	Bright	29.500	49	1Alp UMi	1.9900	6300.0	59	24283	No
114	GOM_NL__2PRFIN20061022_124759_000000282052_00181_24283_2893.N1	22-OCT-2006 12:47:59	Bright	27.500	60	7Bet UMi	2.0810	3950.0	55	24283	No
115	GOM_NL__2PRFIN20061022_125253_000000322052_00181_24283_2894.N1	22-OCT-2006 12:52:53	Bright	32.000	36	50Alp UMa	1.8000	6300.0	64	24283	No
116	GOM_NL__2PRFIN20061022_125427_000000312052_00181_24283_2895.N1	22-OCT-2006 12:54:27	Bright	31.000	82	48Bet UMa	2.3650	10600.	62	24283	No
117	GOM_NL__2PRFIN20061022_125757_000000302052_00181_24283_2896.N1	22-OCT-2006 12:57:57	Bright	30.000	174	52Psi UMa	3.0040	4400.0	60	24283	No
118	GOM_NL__2PRFIN20061022_130454_000000292052_00181_24283_2897.N1	22-OCT-2006 13:04:54	Bright	29.000	96	68Del Leo	2.5600	9300.0	58	24283	No
119	GOM_NL__2PRFIN20061022_132428_000000382052_00181_24283_2898.N1	22-OCT-2006 13:24:28	Dark	38.000	113	Mu Vel	2.6920	5000.0	76	24283	No
120	GOM_NL__2PRFIN20061022_132601_000000402052_00181_24283_2899.N1	22-OCT-2006 13:26:01	Dark	39.500	65	Lam Vel	2.2040	4400.0	79	24283	No
121	GOM_NL__2PRFIN20061022_132858_000000352052_00182_24284_2882.N1	22-OCT-2006 13:28:58	Dark	35.000	46	Del Vel	1.9540	10600.	70	24284	No
122	GOM_NL__2PRFIN20061022_133055_000000412052_00182_24284_2883.N1	22-OCT-2006 13:30:55	Dark	41.000	29	Bet Car	1.6720	10200.	82	24284	No
123	GOM_NL__2PRFIN20061022_134158_000000322052_00182_24284_2884.N1	22-OCT-2006 13:41:58	Dark	31.500	143	Alp Hyi	2.8570	7200.0	63	24284	No
124	GOM_NL__2PRFIN20061022_134323_000000342052_00182_24284_2885.N1	22-OCT-2006 13:43:23	Dark	33.500	9	Alp Eri	0.45300	24000.	67	24284	No
125	GOM_NL__2PRFIN20061022_135450_000000382052_00182_24284_2886.N1	22-OCT-2006 13:54:50	Straylight	38.000	52	16Bet Cet	2.0370	4500.0	76	24284	No
126	GOM_NL__2PRFIN20061022_140420_000000292052_00182_24284_2887.N1	22-OCT-2006 14:04:20	Bright	29.000	140	88Gam Peg	2.8340	26000.	58	24284	No
127	GOM_NL__2PRFIN20061022_140814_000000302052_00182_24284_2888.N1	22-OCT-2006 14:08:14	Bright	30.000	58	21Alp And	2.0730	11000.	60	24284	No
128	GOM_NL__2PRFIN20061022_141019_000000322052_00182_24284_2889.N1	22-OCT-2006 14:10:19	Bright	32.000	53	43Bet And	2.0480	3300.0	64	24284	No
129	GOM_NL__2PRFIN20061022_141602_000000312052_00182_24284_2890.N1	22-OCT-2006 14:16:02	Bright	30.500	68	18Alp Cas	2.2250	4500.0	61	24284	No
130	GOM_NL__2PRFIN20061022_141720_000000322052_00182_24284_2891.N1	22-OCT-2006 14:17:20	Bright	32.000	76	27Gam Cas	2.3000	30000.	64	24284	No
131	GOM_NL__2PRFIN20061022_142514_000000292052_00182_24284_2892.N1	22-OCT-2006 14:25:14	Bright	28.500	49	1Alp UMi	1.9900	6300.0	57	24284	No
132	GOM_NL__2PRFIN20061022_142835_000000292052_00182_24284_2893.N1	22-OCT-2006 14:28:35	Bright	29.000	60	7Bet UMi	2.0810	3950.0	58	24284	No
133	GOM_NL__2PRFIN20061022_143328_000000322052_00182_24284_2894.N1	22-OCT-2006 14:33:28	Bright	32.000	36	50Alp UMa	1.8000	6300.0	64	24284	No
134	GOM_NL__2PRFIN20061022_143503_000000312052_00182_24284_2895.N1	22-OCT-2006 14:35:03	Bright	31.000	82	48Bet UMa	2.3650	10600.	62	24284	No
135	GOM_NL__2PRFIN20061022_143833_000000322052_00182_24284_2896.N1	22-OCT-2006 14:38:33	Bright	31.500	174	52Psi UMa	3.0040	4400.0	63	24284	No
136	GOM_NL__2PRFIN20061022_144530_000000312052_00182_24284_2897.N1	22-OCT-2006 14:45:30	Bright	31.000	96	68Del Leo	2.5600	9300.0	62	24284	No
137	GOM_NL__2PRFIN20061022_150505_000000362052_00182_24284_2898.N1	22-OCT-2006 15:05:05	Dark	36.000	113	Mu Vel	2.6920	5000.0	72	24284	No
138	GOM_NL__2PRFIN20061022_150637_000000462052_00182_24284_2899.N1	22-OCT-2006 15:06:37	Dark	45.500	65	Lam Vel	2.2040	4400.0	91	24284	No
139	GOM_NL__2PRFIN20061022_150934_000000352052_00183_24285_2882.N1	22-OCT-2006 15:09:34	Dark	35.000	46	Del Vel	1.9540	10600.	70	24285	No
140	GOM_NL__2PRFIN20061022_151131_000000362052_00183_24285_2883.N1	22-OCT-2006 15:11:31	Dark	35.500	29	Bet Car	1.6720	10200.	71	24285	No
141	GOM_NL__2PRFIN20061022_152234_000000322052_00183_24285_2884.N1	22-OCT-2006 15:22:34	Dark	32.000	143	Alp Hyi	2.8570	7200.0	64	24285	No
142	GOM_NL__2PRFIN20061022_152359_000000422052_00183_24285_2885.N1	22-OCT-2006 15:23:59	Dark	42.000	9	Alp Eri	0.45300	24000.	84	24285	No
143	GOM_NL__2PRFIN20061022_153526_000000392052_00183_24285_2886.N1	22-OCT-2006 15:35:26	Straylight	39.000	52	16Bet Cet	2.0370	4500.0	78	24285	No
144	GOM_NL__2PRFIN20061022_154456_000000312052_00183_24285_2887.N1	22-OCT-2006 15:44:56	Bright	30.500	140	88Gam Peg	2.8340	26000.	61	24285	No
145	GOM_NL__2PRFIN20061022_154851_000000312052_00183_24285_2888.N1	22-OCT-2006 15:48:51	Bright	30.500	58	21Alp And	2.0730	11000.	61	24285	No
146	GOM_NL__2PRFIN20061022_155055_000000322052_00183_24285_2889.N1	22-OCT-2006 15:50:55	Bright	32.000	53	43Bet And	2.0480	3300.0	64	24285	No
147	GOM_NL__2PRFIN20061022_155638_000000322052_00183_24285_2890.N1	22-OCT-2006 15:56:38	Bright	31.500	68	18Alp Cas	2.2250	4500.0	63	24285	No
148	GOM_NL__2PRFIN20061022_155756_000000302052_00183_24285_2891.N1	22-OCT-2006 15:57:56	Bright	30.000	76	27Gam Cas	2.3000	30000.	60	24285	No
149	GOM_NL__2PRFIN20061022_160549_000000312052_00183_24285_2892.N1	22-OCT-2006 16:05:49	Bright	30.500	49	1Alp UMi	1.9900	6300.0	61	24285	No
150	GOM_NL__2PRFIN20061022_160911_000000322052_00183_24285_2893.N1	22-OCT-2006 16:09:11	Bright	31.500	60	7Bet UMi	2.0810	3950.0	63	24285	No
151	GOM_NL__2PRFIN20061022_161404_000000402052_00183_24285_2894.N1	22-OCT-2006 16:14:04	Bright	39.500	36	50Alp UMa	1.8000	6300.0	79	24285	No
152	GOM_NL__2PRFIN20061022_161539_000000322052_00183_24285_2895.N1	22-OCT-2006 16:15:39	Bright	31.500	82	48Bet UMa	2.3650	10600.	63	24285	No
153	GOM_NL__2PRFIN20061022_161909_000000302052_00183_24285_2896.N1	22-OCT-2006 16:19:09	Bright	29.500	174	52Psi UMa	3.0040	4400.0	59	24285	No
154	GOM_NL__2PRFIN20061022_162606_000000342052_00183_24285_2897.N1	22-OCT-2006 16:26:06	Bright	34.000	96	68Del Leo	2.5600	9300.0	68	24285	No
155	GOM_NL__2PRFIN20061022_164541_000000352052_00183_24285_2898.N1	22-OCT-2006 16:45:41	Dark	34.500	113	Mu Vel	2.6920	5000.0	69	24285	No
156	GOM_NL__2PRFIN20061022_164714_000000412052_00183_24285_2899.N1	22-OCT-2006 16:47:14	Dark	41.000	65	Lam Vel	2.2040	4400.0	82	24285	No
157	GOM_NL__2PRFIN20061022_165011_000000392052_00184_24286_2882.N1	22-OCT-2006 16:50:11	Dark	38.500	46	Del Vel	1.9540	10600.	77	24286	No
158	GOM_NL__2PRFIN20061022_165207_000000352052_00184_24286_2883.N1	22-OCT-2006 16:52:07	Dark	34.500	29	Bet Car	1.6720	10200.	69	24286	No
159	GOM_NL__2PRFIN20061022_170310_000000322052_00184_24286_2884.N1	22-OCT-2006 17:03:10	Dark	31.500	143	Alp Hyi	2.8570	7200.0	63	24286	No
160	GOM_NL__2PRFIN20061022_170436_000000422052_00184_24286_2885.N1	22-OCT-2006 17:04:36	Dark	41.500	9	Alp Eri	0.45300	24000.	83	24286	No



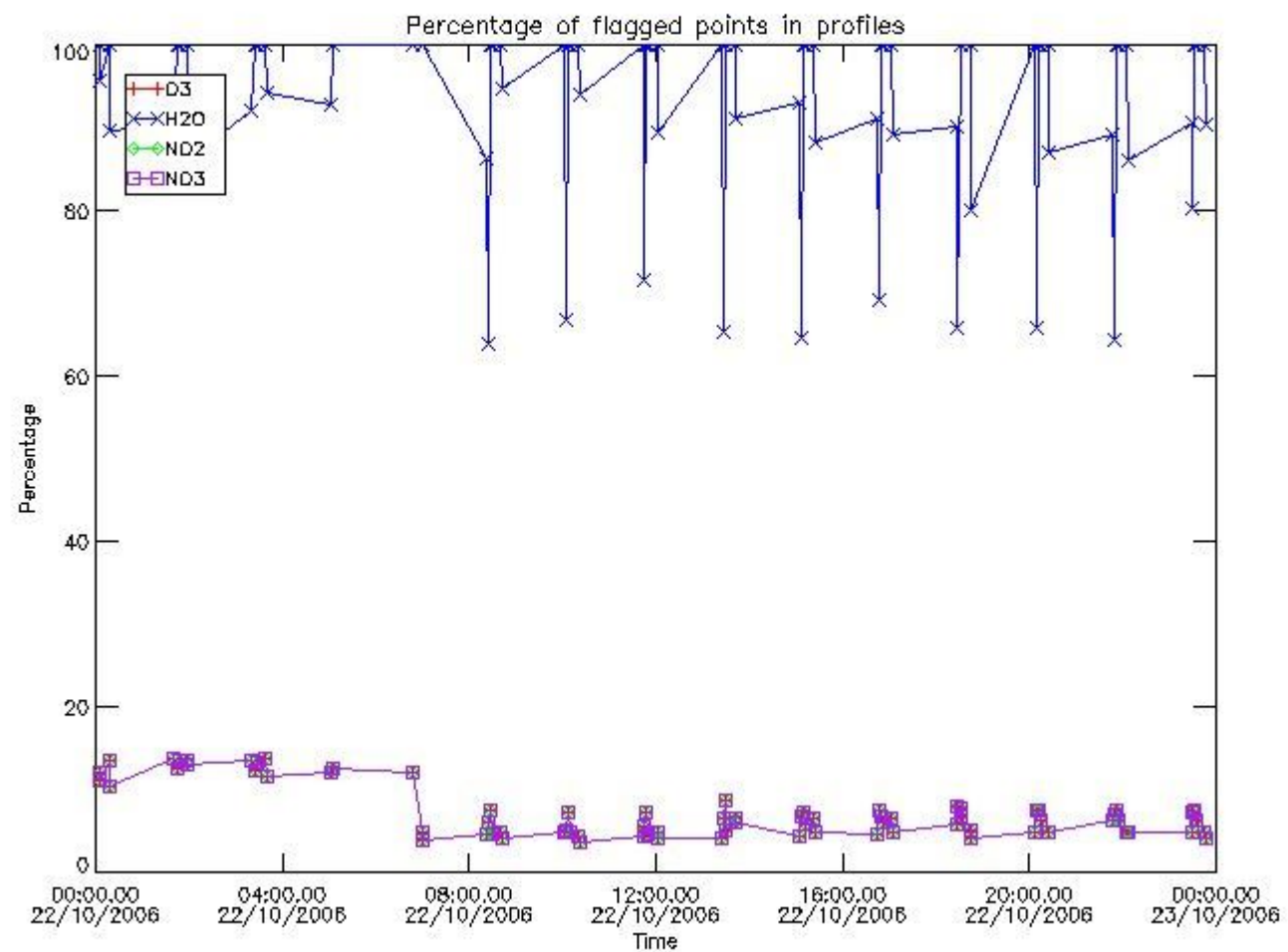
161	GOM_NL__2PRFIN20061022_171602_000000382052_00184_24286_2886.N1	22-OCT-2006 17:16:02	Straylight	38.000	52	16Bet Cet	2.0370	4500.0	76	24286	No
162	GOM_NL__2PRFIN20061022_172532_000000312052_00184_24286_2887.N1	22-OCT-2006 17:25:32	Bright	31.000	140	88Gam Peg	2.8340	26000.	62	24286	No
163	GOM_NL__2PRFIN20061022_172926_000000312052_00184_24286_2888.N1	22-OCT-2006 17:29:26	Bright	31.000	58	21Alp And	2.0730	11000.	62	24286	No
164	GOM_NL__2PRFIN20061022_173131_000000342052_00184_24286_2889.N1	22-OCT-2006 17:31:31	Bright	34.000	53	43Bet And	2.0480	3300.0	68	24286	No
165	GOM_NL__2PRFIN20061022_173714_000000312052_00184_24286_2890.N1	22-OCT-2006 17:37:14	Bright	31.000	68	18Alp Cas	2.2250	4500.0	62	24286	No
166	GOM_NL__2PRFIN20061022_173831_000000302052_00184_24286_2891.N1	22-OCT-2006 17:38:31	Bright	30.000	76	27Gam Cas	2.3000	30000.	60	24286	No
167	GOM_NL__2PRFIN20061022_174625_000000312052_00184_24286_2892.N1	22-OCT-2006 17:46:25	Bright	30.500	49	1Alp UMi	1.9900	6300.0	61	24286	No
168	GOM_NL__2PRFIN20061022_174948_000000322052_00184_24286_2893.N1	22-OCT-2006 17:49:48	Bright	31.500	60	7Bet UMi	2.0810	3950.0	63	24286	No
169	GOM_NL__2PRFIN20061022_175440_000000302052_00184_24286_2894.N1	22-OCT-2006 17:54:40	Bright	29.500	36	50Alp UMa	1.8000	6300.0	59	24286	No
170	GOM_NL__2PRFIN20061022_175615_000000282052_00184_24286_2895.N1	22-OCT-2006 17:56:15	Bright	28.000	82	48Bet UMa	2.3650	10600.	56	24286	No
171	GOM_NL__2PRFIN20061022_175945_000000482052_00184_24286_2896.N1	22-OCT-2006 17:59:45	Bright	48.000	174	52Psi UMa	3.0040	4400.0	96	24286	No
172	GOM_NL__2PRFIN20061022_180642_000000302052_00184_24286_2897.N1	22-OCT-2006 18:06:42	Bright	30.000	96	68Del Leo	2.5600	9300.0	60	24286	No
173	GOM_NL__2PRFIN20061022_182617_000000362052_00184_24286_2898.N1	22-OCT-2006 18:26:17	Dark	35.500	113	Mu Vel	2.6920	5000.0	71	24286	No
174	GOM_NL__2PRFIN20061022_182751_000000392052_00184_24286_2899.N1	22-OCT-2006 18:27:51	Dark	38.500	65	Lam Vel	2.2040	4400.0	77	24286	No
175	GOM_NL__2PRFIN20061022_183047_000000342052_00185_24287_2882.N1	22-OCT-2006 18:30:47	Dark	33.500	46	Del Vel	1.9540	10600.	67	24287	No
176	GOM_NL__2PRFIN20061022_183244_000000312052_00185_24287_2883.N1	22-OCT-2006 18:32:44	Dark	31.000	29	Bet Car	1.6720	10200.	62	24287	No
177	GOM_NL__2PRFIN20061022_184347_000000312052_00185_24287_2884.N1	22-OCT-2006 18:43:47	Dark	31.000	143	Alp Hyi	2.8570	7200.0	62	24287	No
178	GOM_NL__2PRFIN20061022_184512_000000382052_00185_24287_2885.N1	22-OCT-2006 18:45:12	Dark	37.500	9	Alp Eri	0.45300	24000.	75	24287	No
179	GOM_NL__2PRFIN20061022_185638_000000362052_00185_24287_2886.N1	22-OCT-2006 18:56:38	Straylight	36.000	52	16Bet Cet	2.0370	4500.0	72	24287	No
180	GOM_NL__2PRFIN20061022_190608_000000302052_00185_24287_2887.N1	22-OCT-2006 19:06:08	Bright	29.500	140	88Gam Peg	2.8340	26000.	59	24287	No
181	GOM_NL__2PRFIN20061022_191003_000000312052_00185_24287_2888.N1	22-OCT-2006 19:10:03	Bright	30.500	58	21Alp And	2.0730	11000.	61	24287	No
182	GOM_NL__2PRFIN20061022_191207_000000322052_00185_24287_2889.N1	22-OCT-2006 19:12:07	Bright	32.000	53	43Bet And	2.0480	3300.0	64	24287	No
183	GOM_NL__2PRFIN20061022_191749_000000322052_00185_24287_2890.N1	22-OCT-2006 19:17:49	Bright	31.500	68	18Alp Cas	2.2250	4500.0	63	24287	No
184	GOM_NL__2PRFIN20061022_191907_000000302052_00185_24287_2891.N1	22-OCT-2006 19:19:07	Bright	29.500	76	27Gam Cas	2.3000	30000.	59	24287	No
185	GOM_NL__2PRFIN20061022_192701_000000312052_00185_24287_2892.N1	22-OCT-2006 19:27:01	Bright	31.000	49	1Alp UMi	1.9900	6300.0	62	24287	No
186	GOM_NL__2PRFIN20061022_193024_000000322052_00185_24287_2893.N1	22-OCT-2006 19:30:24	Bright	31.500	60	7Bet UMi	2.0810	3950.0	63	24287	No
187	GOM_NL__2PRFIN20061022_193516_000000322052_00185_24287_2894.N1	22-OCT-2006 19:35:16	Bright	32.000	36	50Alp UMa	1.8000	6300.0	64	24287	No
188	GOM_NL__2PRFIN20061022_193651_000000322052_00185_24287_2895.N1	22-OCT-2006 19:36:51	Bright	31.500	82	48Bet UMa	2.3650	10600.	63	24287	No
189	GOM_NL__2PRFIN20061022_194021_000000482052_00185_24287_2896.N1	22-OCT-2006 19:40:21	Bright	48.000	174	52Psi UMa	3.0040	4400.0	96	24287	No
190	GOM_NL__2PRFIN20061022_194718_000000442052_00185_24287_2897.N1	22-OCT-2006 19:47:18	Bright	44.000	96	68Del Leo	2.5600	9300.0	88	24287	No
191	GOM_NL__2PRFIN20061022_200653_000000322052_00185_24287_2898.N1	22-OCT-2006 20:06:53	Dark	31.500	113	Mu Vel	2.6920	5000.0	63	24287	No
192	GOM_NL__2PRFIN20061022_200827_000000422052_00185_24287_2899.N1	22-OCT-2006 20:08:27	Dark	41.500	65	Lam Vel	2.2040	4400.0	83	24287	No
193	GOM_NL__2PRFIN20061022_201124_000000352052_00186_24288_3098.N1	22-OCT-2006 20:11:24	Dark	34.500	46	Del Vel	1.9540	10600.	69	24288	No
194	GOM_NL__2PRFIN20061022_201320_000000332052_00186_24288_3099.N1	22-OCT-2006 20:13:20	Dark	32.500	29	Bet Car	1.6720	10200.	65	24288	No
195	GOM_NL__2PRFIN20061022_202423_000000332052_00186_24288_3100.N1	22-OCT-2006 20:24:23	Dark	32.500	143	Alp Hyi	2.8570	7200.0	65	24288	No
196	GOM_NL__2PRFIN20061022_202548_000000432052_00186_24288_3101.N1	22-OCT-2006 20:25:48	Dark	43.000	9	Alp Eri	0.45300	24000.	86	24288	No
197	GOM_NL__2PRFIN20061022_203715_000000422052_00186_24288_3102.N1	22-OCT-2006 20:37:15	Straylight	41.500	52	16Bet Cet	2.0370	4500.0	83	24288	No
198	GOM_NL__2PRFIN20061022_204645_000000302052_00186_24288_3103.N1	22-OCT-2006 20:46:45	Bright	29.500	140	88Gam Peg	2.8340	26000.	59	24288	No
199	GOM_NL__2PRFIN20061022_205039_000000302052_00186_24288_3104.N1	22-OCT-2006 20:50:39	Bright	30.000	58	21Alp And	2.0730	11000.	60	24288	No
200	GOM_NL__2PRFIN20061022_205242_000000322052_00186_24288_3105.N1	22-OCT-2006 20:52:42	Bright	32.000	53	43Bet And	2.0480	3300.0	64	24288	No
201	GOM_NL__2PRFIN20061022_205825_000000312052_00186_24288_3106.N1	22-OCT-2006 20:58:25	Bright	30.500	68	18Alp Cas	2.2250	4500.0	61	24288	No
202	GOM_NL__2PRFIN20061022_205943_000000302052_00186_24288_3107.N1	22-OCT-2006 20:59:43	Bright	29.500	76	27Gam Cas	2.3000	30000.	59	24288	No
203	GOM_NL__2PRFIN20061022_210737_000000312052_00186_24288_3108.N1	22-OCT-2006 21:07:37	Bright	30.500	49	1Alp UMi	1.9900	6300.0	61	24288	No
204	GOM_NL__2PRFIN20061022_211100_000000282052_00186_24288_3109.N1	22-OCT-2006 21:11:00	Bright	27.500	60	7Bet UMi	2.0810	3950.0	55	24288	No
205	GOM_NL__2PRFIN20061022_211552_000000322052_00186_24288_3110.N1	22-OCT-2006 21:15:52	Bright	32.000	36	50Alp UMa	1.8000	6300.0	64	24288	No
206	GOM_NL__2PRFIN20061022_211727_000000302052_00186_24288_3111.N1	22-OCT-2006 21:17:27	Bright	29.500	82	48Bet UMa	2.3650	10600.	59	24288	No
207	GOM_NL__2PRFIN20061022_212057_000000302052_00186_24288_3112.N1	22-OCT-2006 21:20:57	Bright	29.500	174	52Psi UMa	3.0040	4400.0	59	24288	No
208	GOM_NL__2PRFIN20061022_212754_000000302052_00186_24288_3113.N1	22-OCT-2006 21:27:54	Bright	29.500	96	68Del Leo	2.5600	9300.0	59	24288	No
209	GOM_NL__2PRFIN20061022_214730_000000332052_00186_24288_3114.N1	22-OCT-2006 21:47:30	Dark	33.000	113	Mu Vel	2.6920	5000.0	66	24288	No
210	GOM_NL__2PRFIN20061022_214904_000000442052_00186_24288_3115.N1	22-OCT-2006 21:49:04	Dark	44.000	65	Lam Vel	2.2040	4400.0	88	24288	No
211	GOM_NL__2PRFIN20061022_215200_000000342052_00187_24289_3098.N1	22-OCT-2006 21:52:00	Dark	34.000	46	Del Vel	1.9540	10600.	68	24289	No
212	GOM_NL__2PRFIN20061022_215356_000000332052_00187_24289_3099.N1	22-OCT-2006 21:53:56	Dark	33.000	29	Bet Car	1.6720	10200.	66	24289	No
213	GOM_NL__2PRFIN20061022_220459_000000322052_00187_24289_3100.N1	22-OCT-2006 22:04:59	Dark	31.500	143	Alp Hyi	2.8570	7200.0	63	24289	No
214	GOM_NL__2PRFIN20061022_220624_000000322052_00187_24289_3101.N1	22-OCT-2006 22:06:24	Dark	32.000	9	Alp Eri	0.45300	24000.	64	24289	No
215	GOM_NL__2PRFIN20061022_221750_000000392052_00187_24289_3102.N1	22-OCT-2006 22:17:50	Straylight	38.500	52	16Bet Cet	2.0370	4500.0	77	24289	No
216	GOM_NL__2PRFIN20061022_222721_000000302052_00187_24289_3103.N1	22-OCT-2006 22:27:21	Bright	29.500	140	88Gam Peg	2.8340	26000.	59	24289	No
217	GOM_NL__2PRFIN20061022_223115_000000312052_00187_24289_3104.N1	22-OCT-2006 22:31:15	Bright	30.500	58	21Alp And	2.0730	11000.	61	24289	No
218	GOM_NL__2PRFIN20061022_223318_000000322052_00187_24289_3105.N1	22-OCT-2006 22:33:18	Bright	31.500	53	43Bet And	2.0480	3300.0	63	24289	No
219	GOM_NL__2PRFIN20061022_223901_000000302052_00187_24289_3106.N1	22-OCT-2006 22:39:01	Bright	29.500	68	18Alp Cas	2.2250	4500.0	59	24289	No

220	GOM_NL__2PRFIN20061022_224019_000000322052_00187_24289_3107.N1	22-OCT-2006 22:40:19	Bright	31.500	76	27Gam Cas	2.3000	30000.	63	24289	No
221	GOM_NL__2PRFIN20061022_224813_000000272052_00187_24289_3108.N1	22-OCT-2006 22:48:13	Bright	26.500	49	1Alp UMi	1.9900	6300.0	53	24289	No
222	GOM_NL__2PRFIN20061022_225136_000000272052_00187_24289_3109.N1	22-OCT-2006 22:51:36	Bright	26.500	60	7Bet UMi	2.0810	3950.0	53	24289	No
223	GOM_NL__2PRFIN20061022_225628_000000322052_00187_24289_3110.N1	22-OCT-2006 22:56:28	Bright	32.000	36	50Alp UMa	1.8000	6300.0	64	24289	No
224	GOM_NL__2PRFIN20061022_225803_000000322052_00187_24289_3111.N1	22-OCT-2006 22:58:03	Bright	31.500	82	48Bet UMa	2.3650	10600.	63	24289	No
225	GOM_NL__2PRFIN20061022_230133_000000302052_00187_24289_3112.N1	22-OCT-2006 23:01:33	Bright	30.000	174	52Psi UMa	3.0040	4400.0	60	24289	No
226	GOM_NL__2PRFIN20061022_230830_000000302052_00187_24289_3113.N1	22-OCT-2006 23:08:30	Bright	29.500	96	68Del Leo	2.5600	9300.0	59	24289	No
227	GOM_NL__2PRFIN20061022_232806_000000322052_00187_24289_3114.N1	22-OCT-2006 23:28:06	Dark	32.000	113	Mu Vel	2.6920	5000.0	64	24289	No
228	GOM_NL__2PRFIN20061022_232941_000000362052_00187_24289_3115.N1	22-OCT-2006 23:29:41	Dark	36.000	65	Lam Vel	2.2040	4400.0	72	24289	No
229	GOM_NL__2PRFIN20061022_233237_000000412052_00188_24290_3098.N1	22-OCT-2006 23:32:37	Dark	41.000	46	Del Vel	1.9540	10600.	82	24290	No
230	GOM_NL__2PRFIN20061022_233432_000000342052_00188_24290_3099.N1	22-OCT-2006 23:34:32	Dark	33.500	29	Bet Car	1.6720	10200.	67	24290	No
231	GOM_NL__2PRFIN20061022_234535_000000322052_00188_24290_3100.N1	22-OCT-2006 23:45:35	Dark	32.000	143	Alp Hyi	2.8570	7200.0	64	24290	No
232	GOM_NL__2PRFIN20061022_234700_000000372052_00188_24290_3101.N1	22-OCT-2006 23:47:00	Dark	36.500	9	Alp Eri	0.45300	24000.	73	24290	No
233	GOM_NL__2PRFIN20061022_235827_000000382052_00188_24290_3102.N1	22-OCT-2006 23:58:27	Straylight	37.500	52	16Bet Cet	2.0370	4500.0	75	24290	No

### 3. Quality information per product

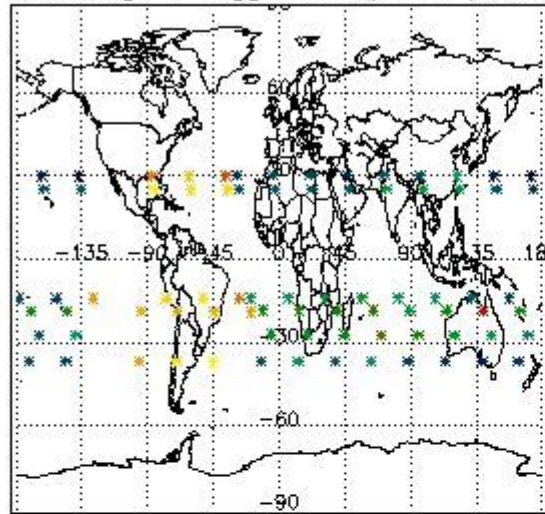
In this section it is plotted some information contained in the Quality Summary data set of the level 2 products. Only products in dark limb conditions and without errors (error flag in the MPH set to "0") are used.

#### 3.1 Plot quality information per product (time dependant)

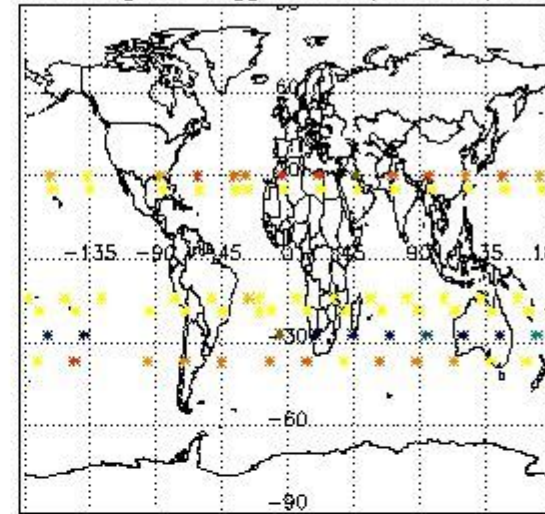


#### 3.2 Plot quality information per product (world map)

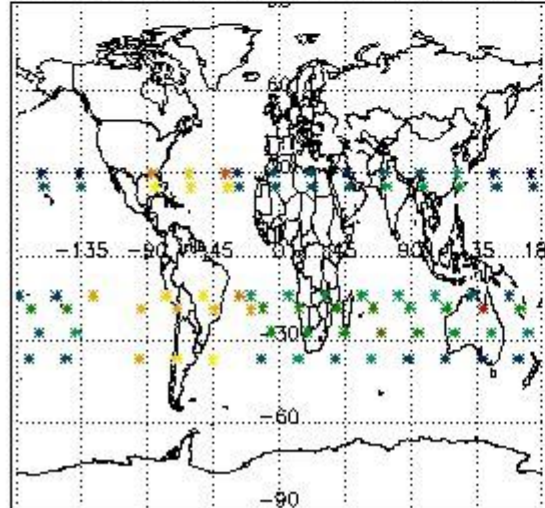
Percentage of flagged data per O3 profile



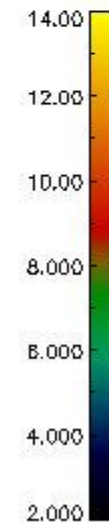
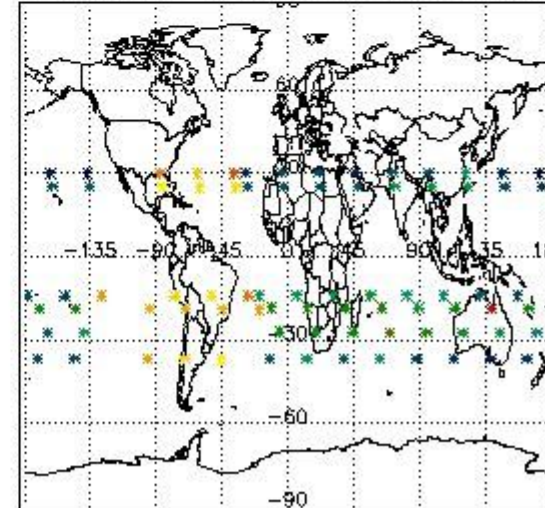
Percentage of flagged data per H2O profile



Percentage of flagged data per NO2 profile



Percentage of flagged data per NO3 profile



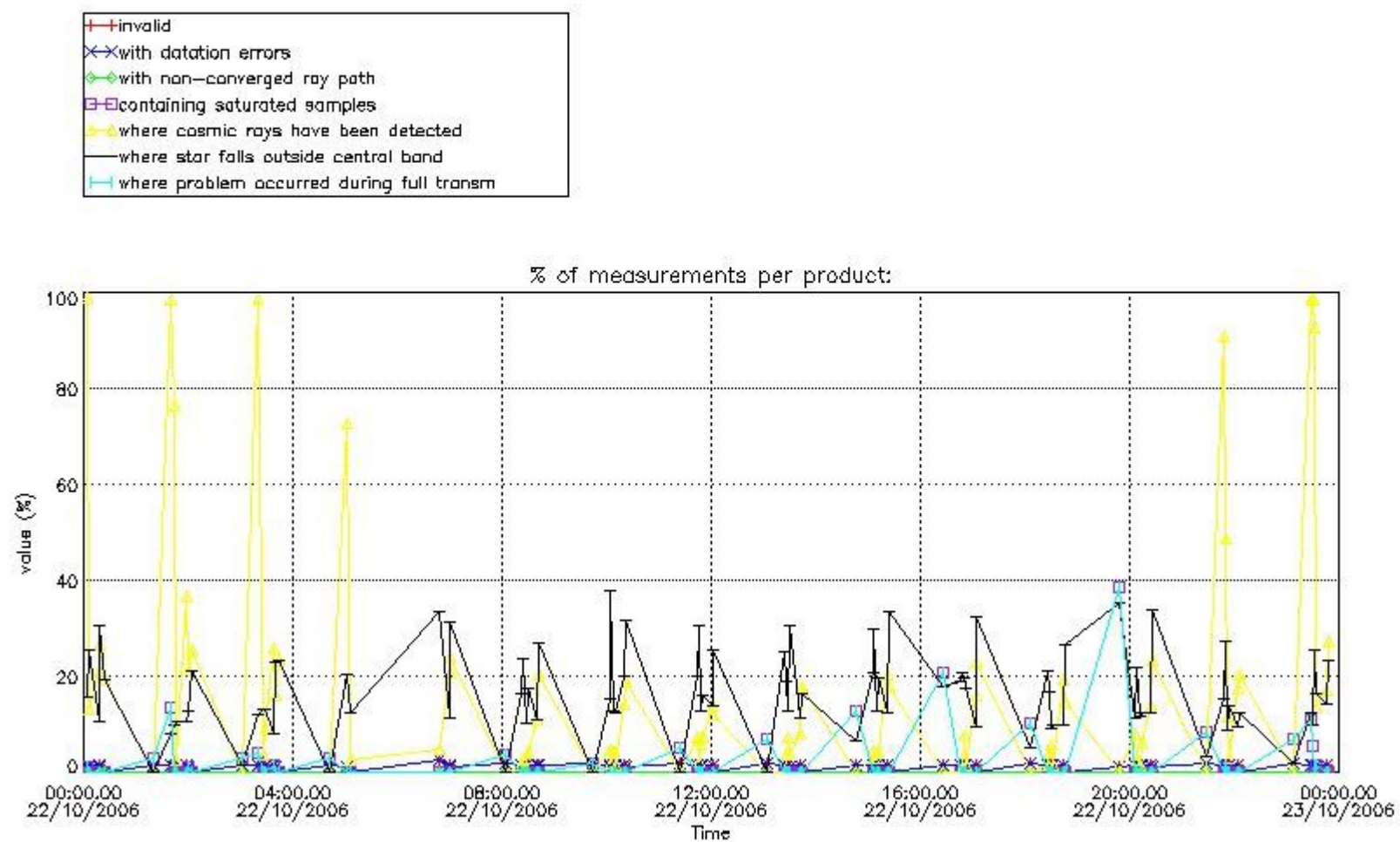
#### 4. Level 1 quality information per product

In this section it is plotted some information contained in the Quality Summary data set of the level 2 products that comes from the level 1b processing. Products without errors (error flag in the MPH set to "0") are used.

##### 4.1 Plot quality information per product (time dependant) coming from level 1b processing

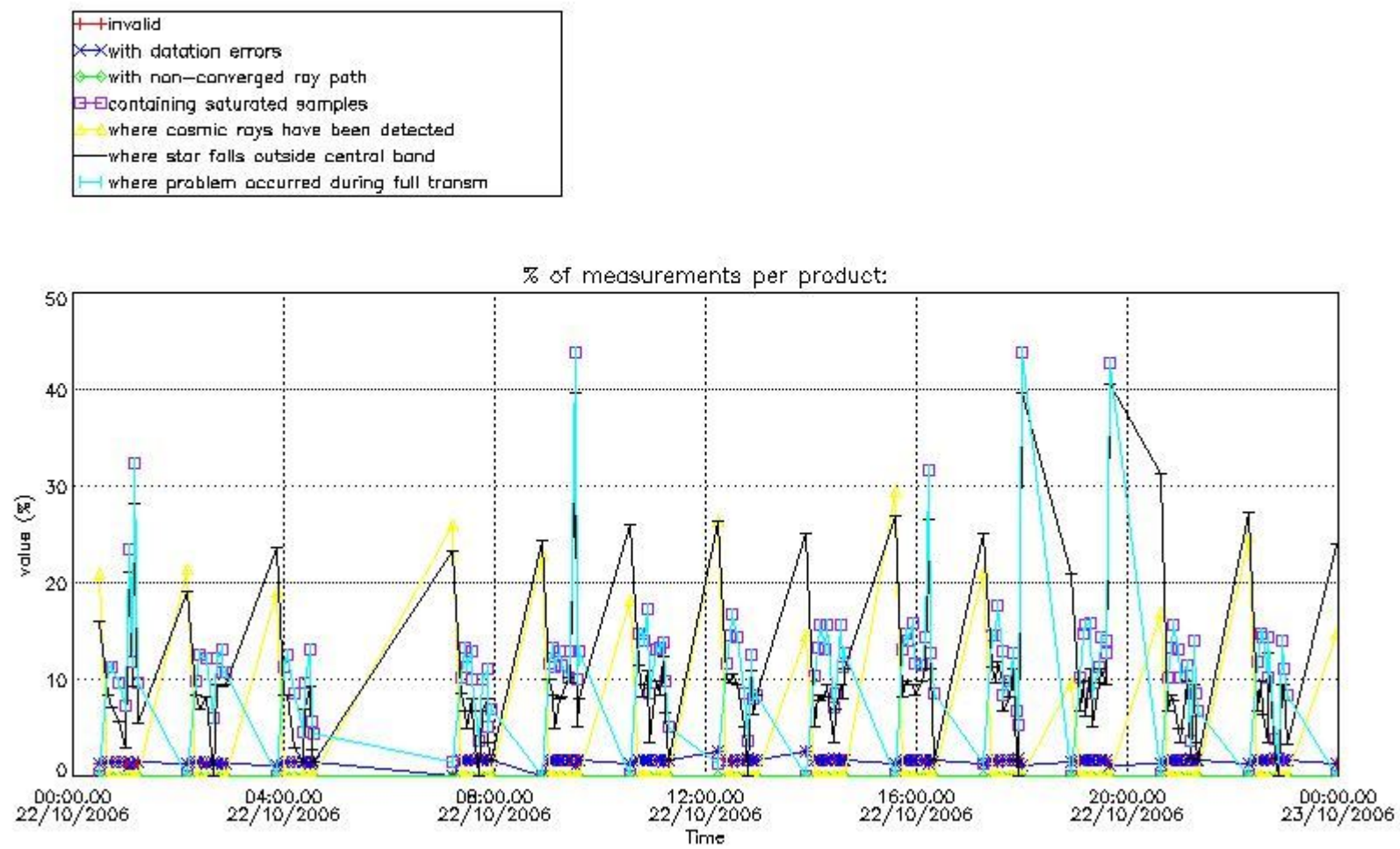
###### 4.1.1 Plot level 1 quality information per product (time dependant): ENVISAT ASCENDING passes





4.1.2 Plot level 1 quality information per product (time dependant): ENVI SAT DESCENDING passes

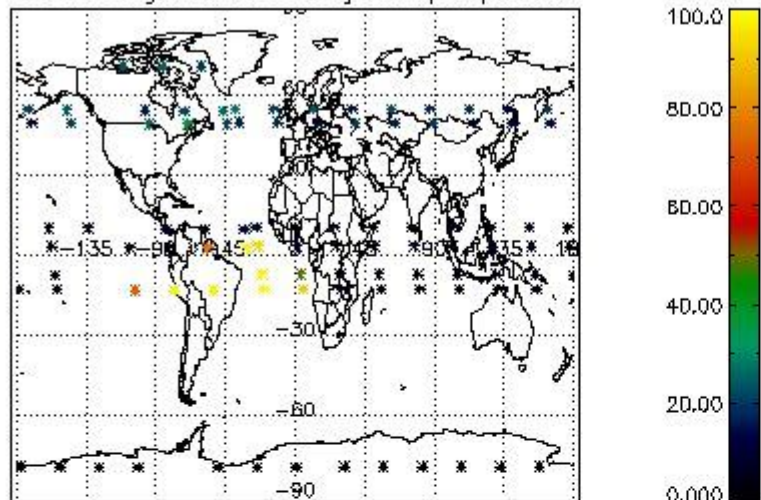




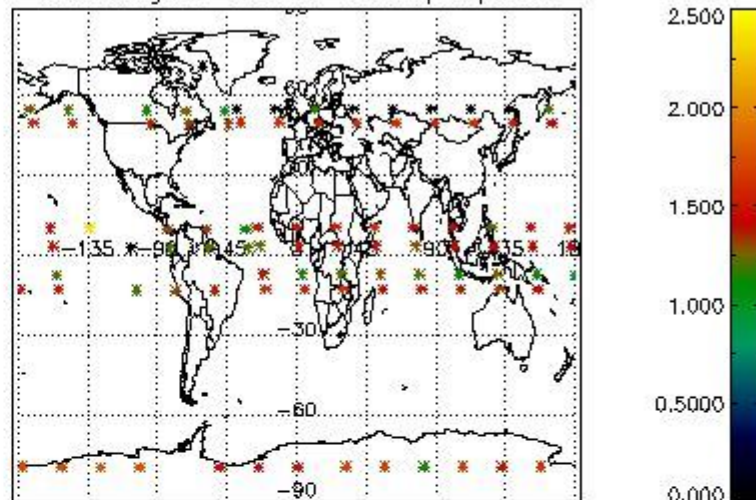
*4.2 Plot quality information per product coming from level 1b processing (world map)*

*4.2.1 Plot level 1 quality information per product (world map): ENVISAT ASCENDING passes*

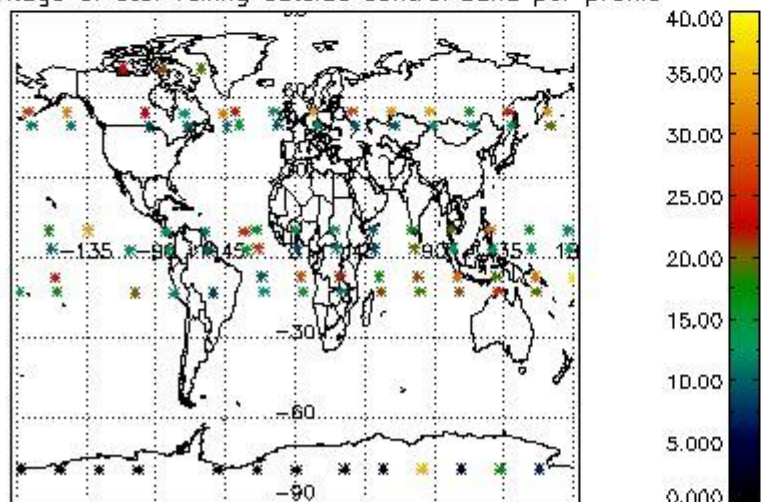
Percentage of cosmic ray hits per profile



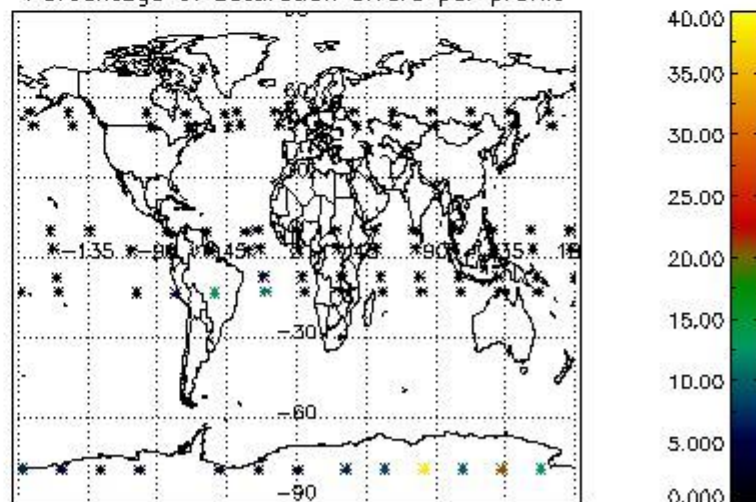
Percentage of datation errors per profile



Percentage of star falling outside central band per profile

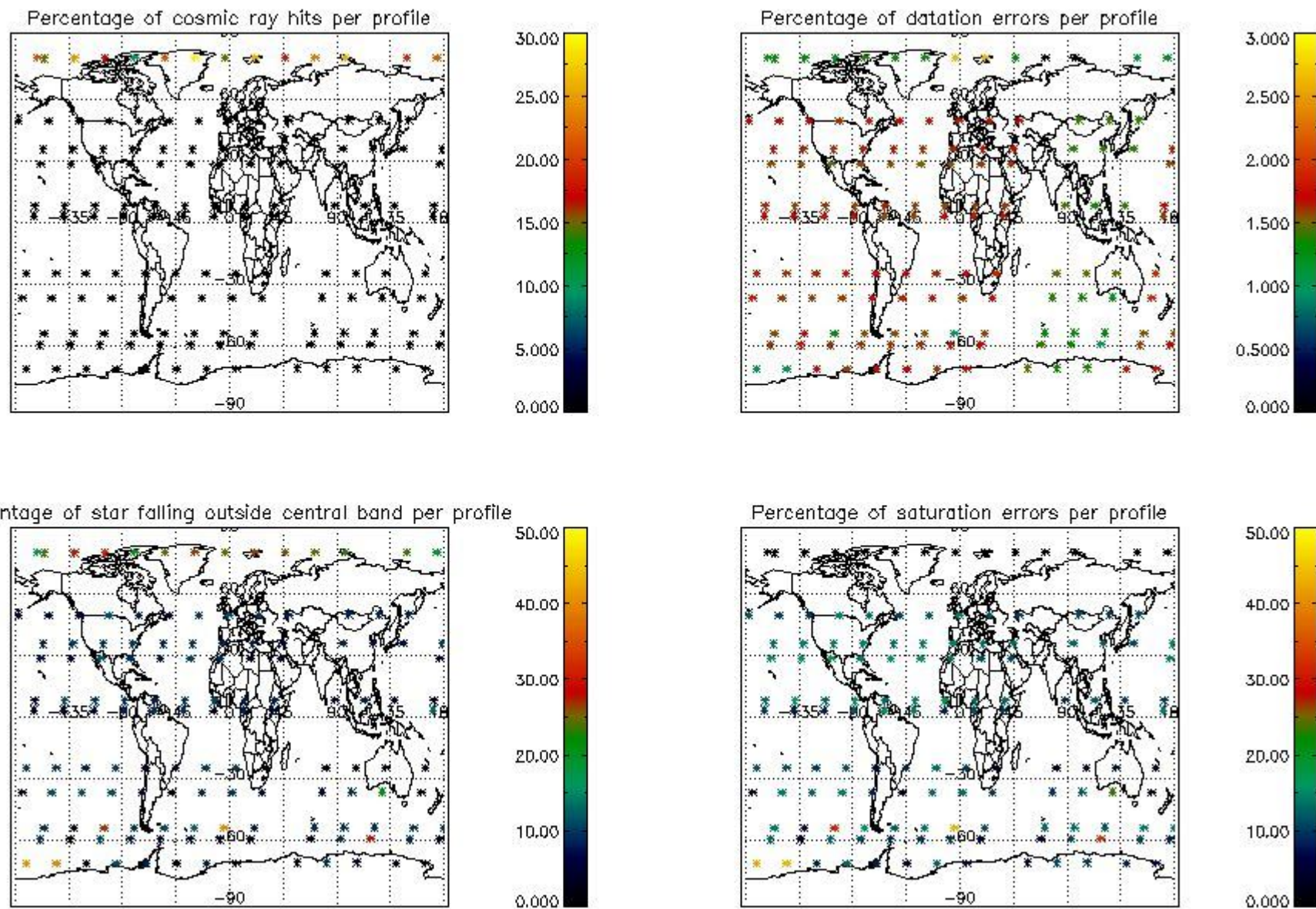


Percentage of saturation errors per profile



4.2.2 Plot level 1 quality information per product (world map): ENVISAT DESCENDING passes





## 5. Trace gas profiles

### 5.1 Ozone statistics based on quality of products

The final quality of the products can be "measured" using the STD (Standard Deviation) attached to every point profile. This information is written to the parameter GOM\_NL\_\_2P/NL\_LOCAL\_SPECIES\_DENSITY/o3\_std of the level 2 products. The table below shows the statistics for given STD ranges.

The statistics are given with respect to the overall valid production:

- Products without fatal errors: GOM\_NL\_\_2P/MPH/PRODUCT\_ERR=0
- Valid point profile: GOM\_NL\_\_2P/NL\_LOCAL\_SPECIES\_DENSITY/pcd(0)=0

The 'Criteria' is applied to valid points of dark limb products:

- Products in dark limb illumination condition: GOM\_NL\_\_2P/NL\_SUMMARY\_QUALITY/obs\_ill\_cond=0
- Products without fatal errors: GOM\_NL\_\_2P/MPH/PRODUCT\_ERR=0
- Valid point profile: GOM\_NL\_\_2P/NL\_LOCAL\_SPECIES\_DENSITY/pcd(0)=0

So, the table below shows the percentage of dark limb and valid observations for each criteria with respect to the overall valid daily observations.

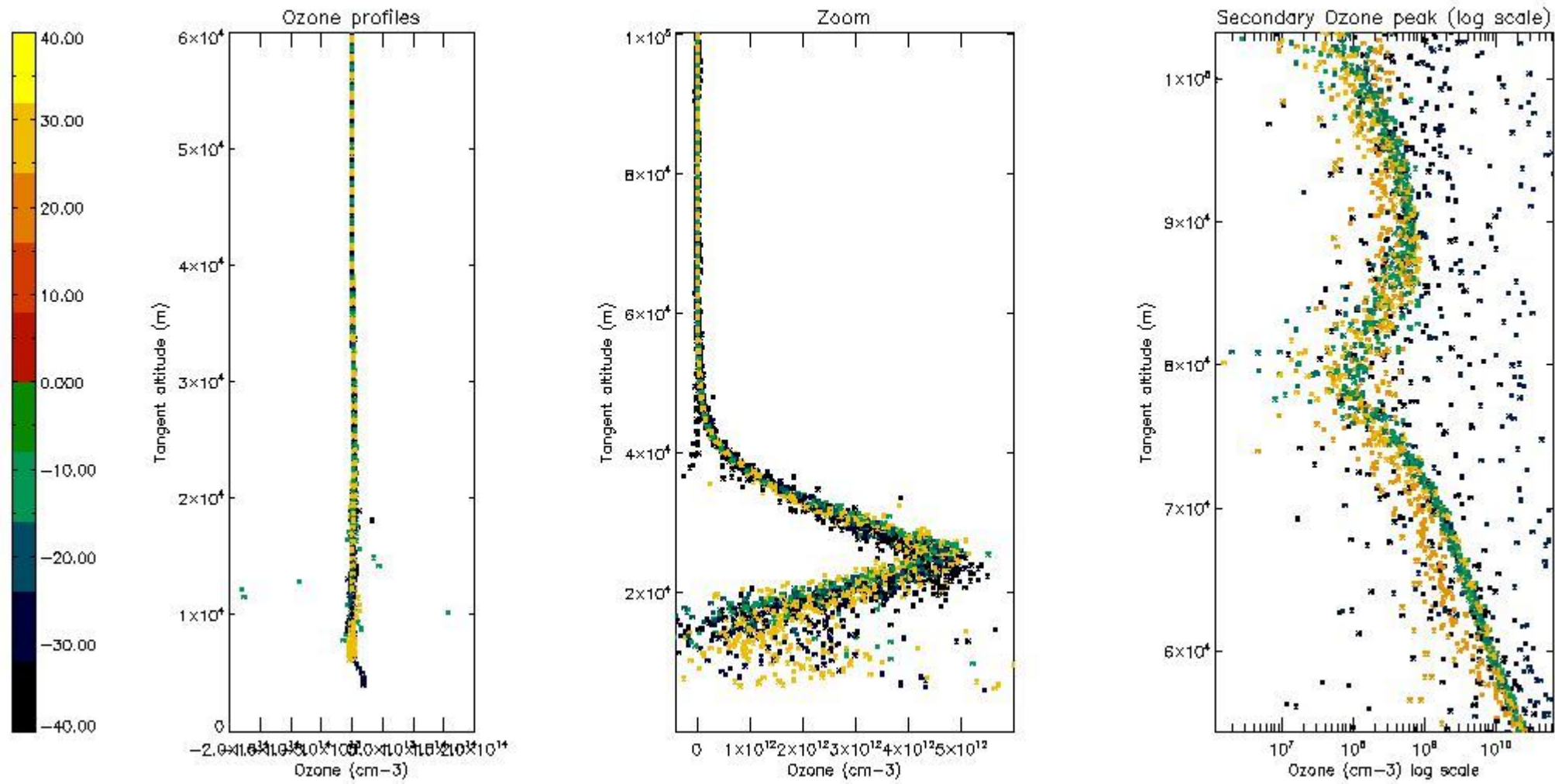
Criteria	% of total production
All STD	37
STD < 20	20



STD < 10	14
STD < 5	9

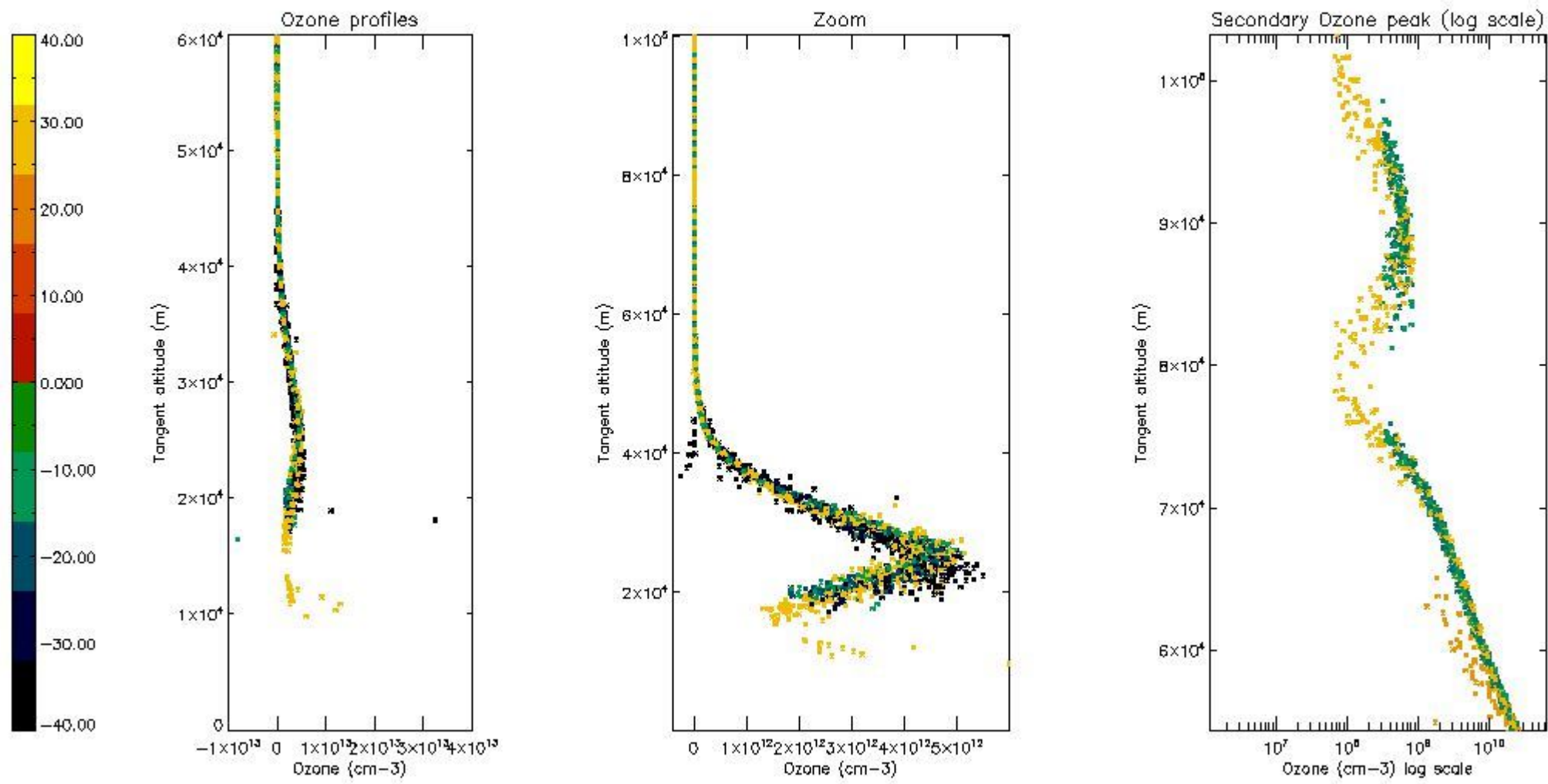
5.2 Plot ozone profiles for all STD (dark without errors)

The colorbar represents the latitude.



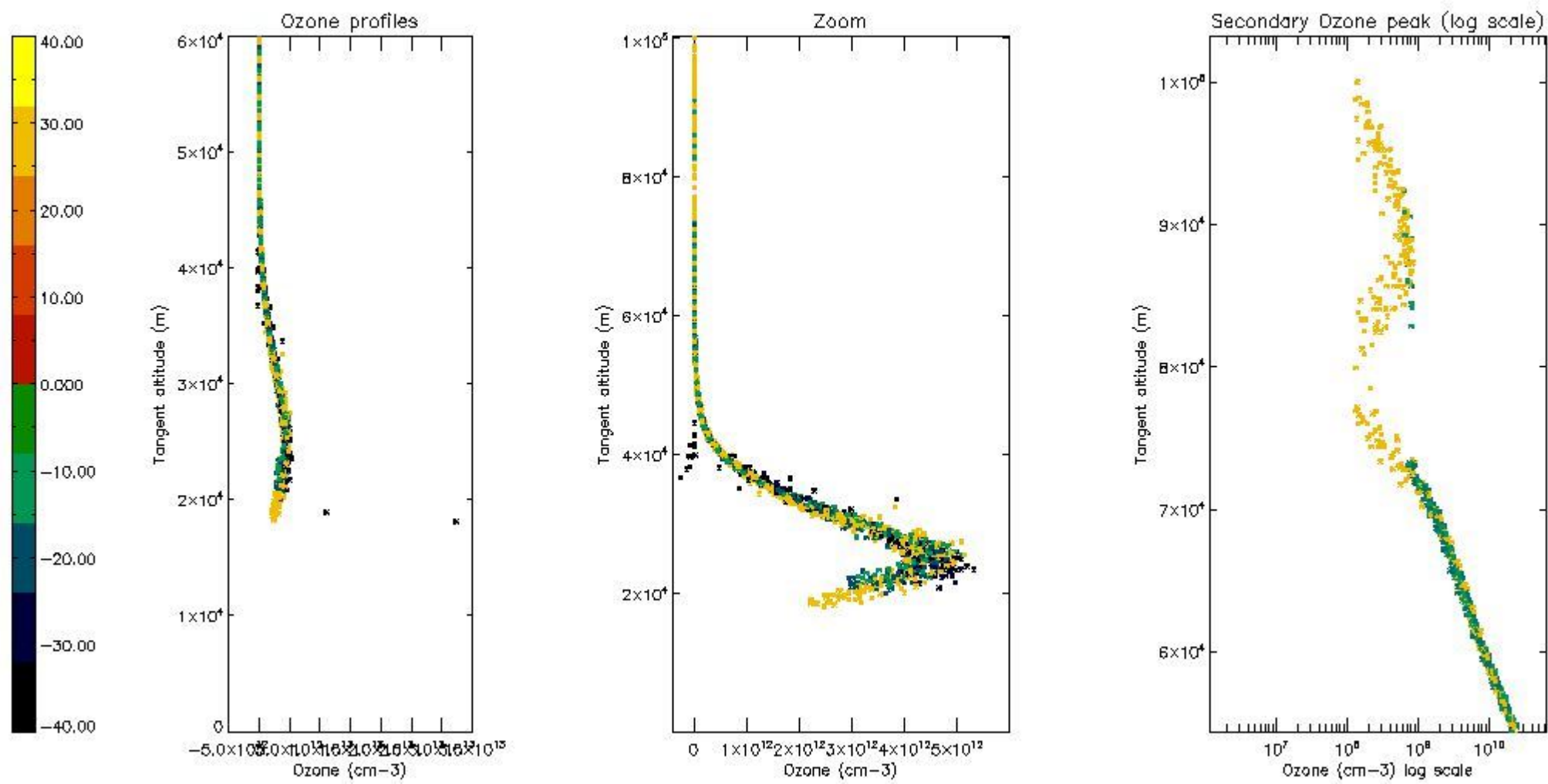
5.3 Plot ozone profiles where STD < 20% (dark without errors)

The colorbar represents the latitude.



5.4 Plot ozone profiles where  $STD < 10\%$  (dark without errors)

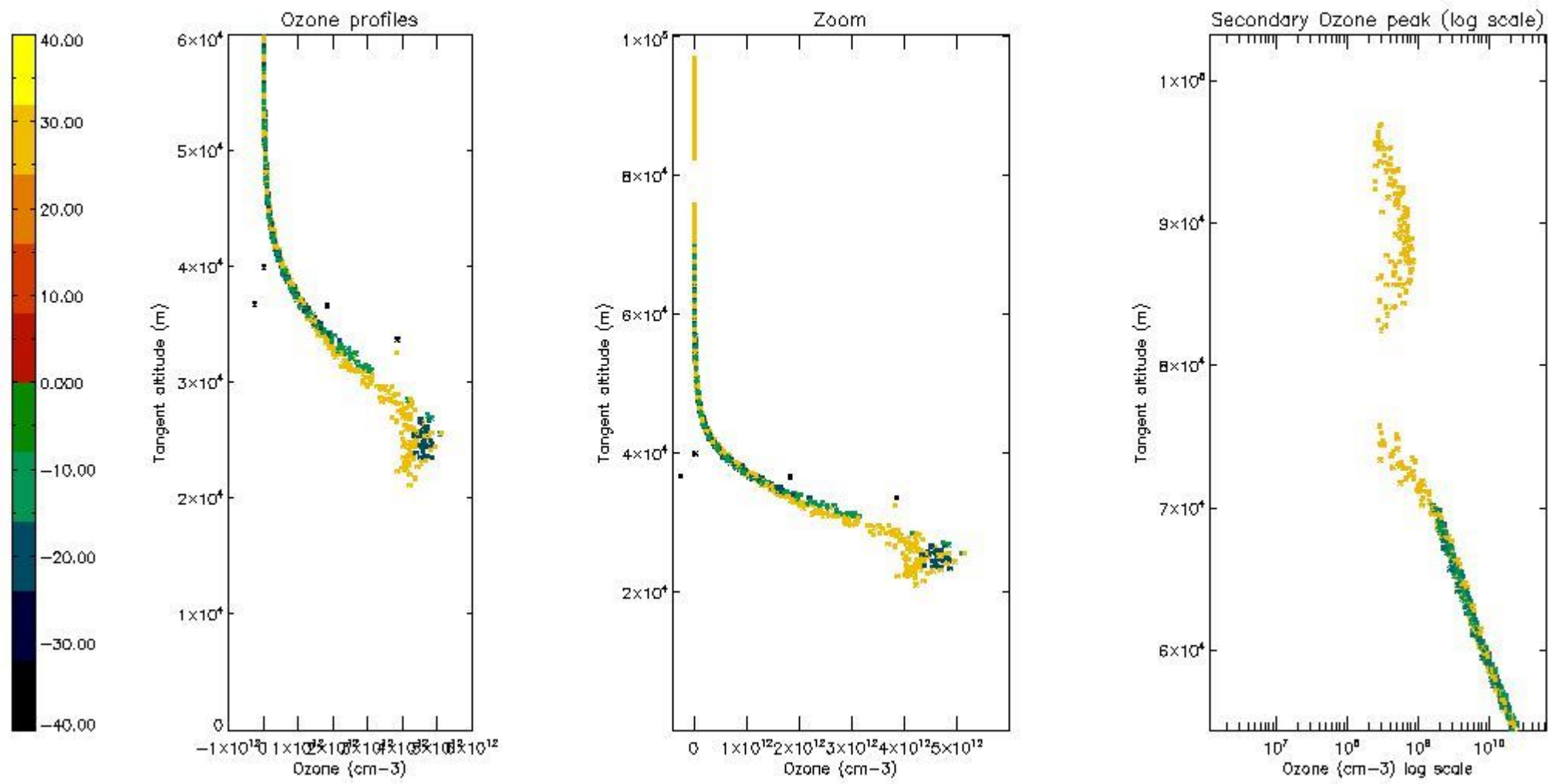
The colorbar represents the latitude.



*5.5 Plot ozone profiles where STD < 5% (dark without errors)*

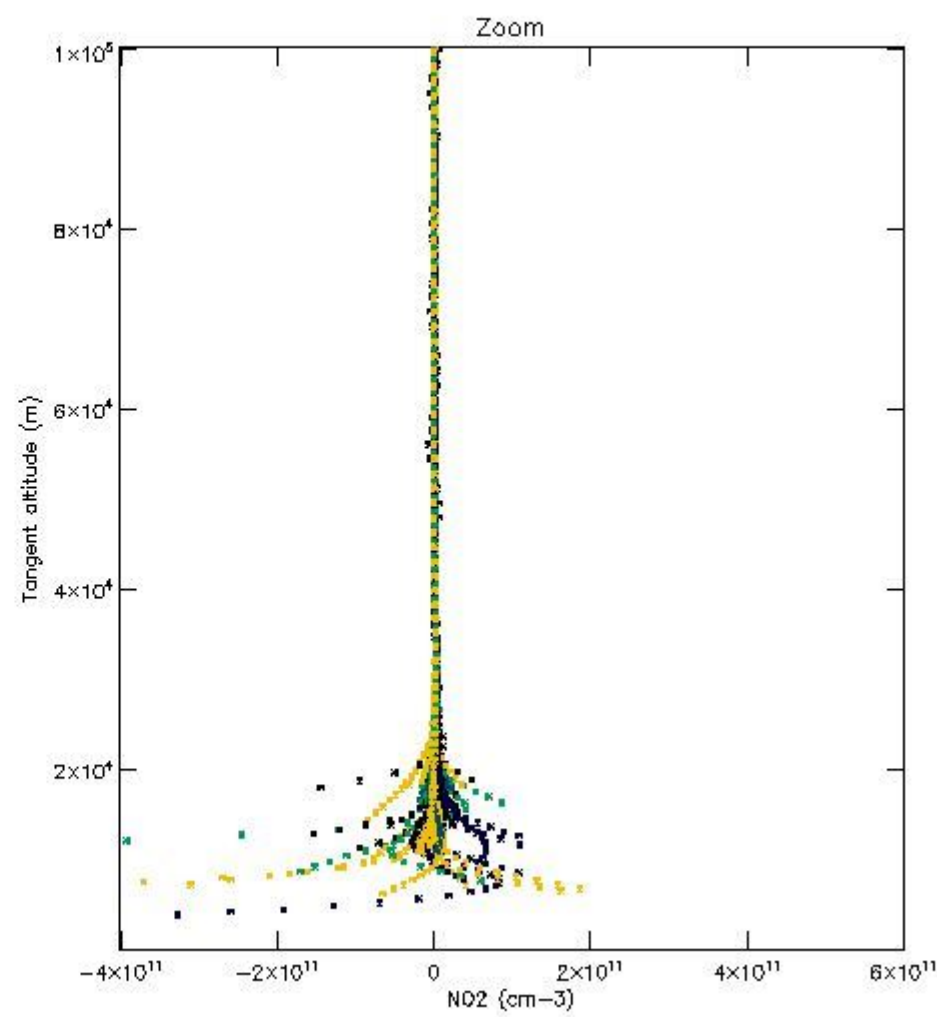
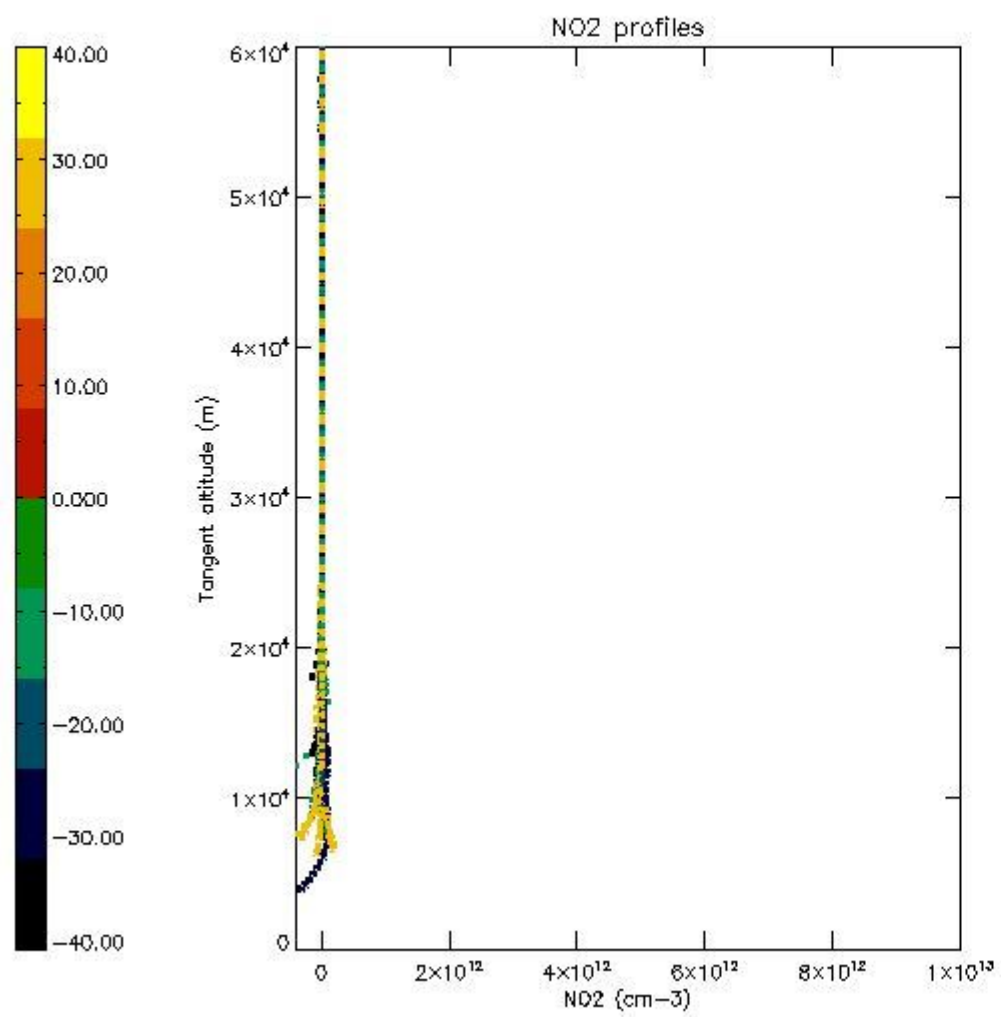
The colorbar represents the latitude.





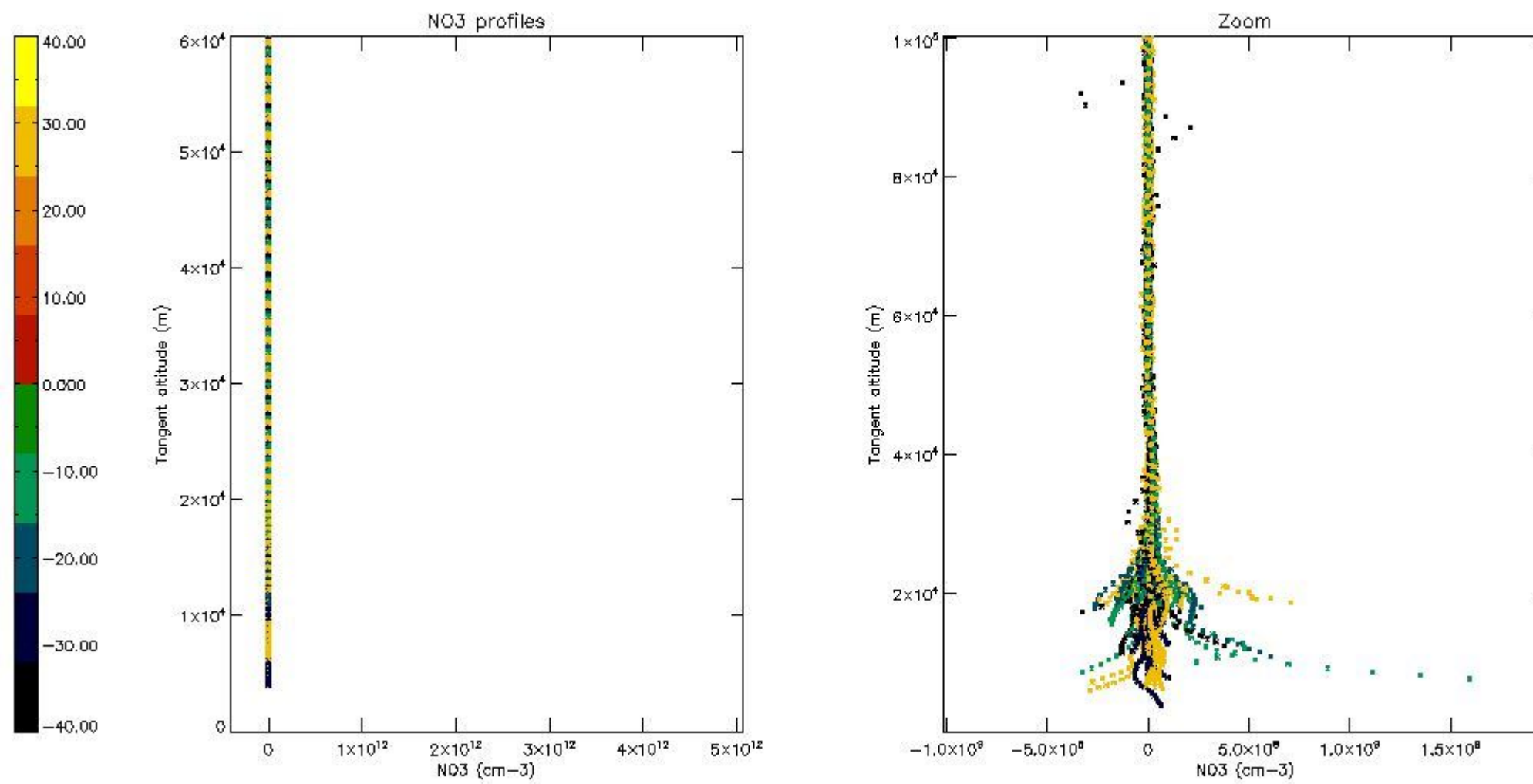
*5.6 Plot NO<sub>2</sub> profiles for all STD (dark without errors)*

The colorbar represents the latitude.



*5.7 Plot NO3 profiles for all STD (dark without errors)*

The colorbar represents the latitude.



## 6. Auxiliary Data Files used for the production reported in section 2

The number reported in the third column indicates since which file (see list in section 2) the corresponding auxiliary file has been used. The fourth column is the date of those product files.

Type	Auxiliary Filename	Used since product	Used since product date
INST_PHYS_CHARACTERISTICS	GOM_INS_AXVIEC20091111_143220_20030716_120000_20500101_000000	1	22-OCT-2006 00:04:00
LEVEL-2_PROC_CONFIG	GOM_PR2_AXVIEC20091111_152718_20020301_000000_20500101_000000	1	22-OCT-2006 00:04:00
CROSS_SECTIONS_FILE	GOM_CRS_AXVIEC20091111_154832_20020301_000000_20500101_000000	1	22-OCT-2006 00:04:00



# GOMOS Level 2 Daily Report

## SUMMARY

### [1. General Info](#)

### [2. Summary of processed GOM\\_NL\\_2P products](#)

### [3. Level 2 Quality information per product](#)

#### [3.1 Plot of level 2 quality information per product \(time dependant\)](#)

#### [3.2 Plot of level 2 quality information per product \(world map\)](#)

### [4. Level 1 Quality information per product \(stored on level 2 products\)](#)

#### [4.1 Plot of level 1 quality information per product \(time dependant\)](#)

##### [4.1.1 Plot of level 1 quality information per product \(time dependant\): ASCENDING](#)

##### [4.1.2 Plot of level 1 quality information per product \(time dependant\): DESCENDING](#)

#### [4.2 Plot of level 1 quality information per product \(world map\)](#)

##### [4.2.1 Plot of level 1 quality information per product \(world map\): ASCENDING](#)

##### [4.2.2 Plot of level 1 quality information per product \(world map\): DESCENDING](#)

### [5. Ozone profiles based on quality statistics and other trace gas profiles](#)

#### [5.1 Ozone statistics based on quality of products](#)

#### [5.2 Plot ozone profiles for all STD \(dark without errors\)](#)

#### [5.3 Plot ozone profiles where STD < 20% \(dark without errors\)](#)

#### [5.4. Plot ozone profiles where STD < 10% \(dark without errors\)](#)

#### [5.5. Plot ozone profiles where STD < 5% \(dark without errors\)](#)

#### [5.6 Plot NO2 profiles for all STD \(dark without errors\)](#)

#### [5.7 Plot NO3 profiles for all STD \(dark without errors\)](#)

#### [5.8 Plot H2O profiles \(only for occultations of stars 1,2,3,4,13,14,16,26,63 dark without errors\) for all STD](#)

### [6. Auxiliary Data Files used for the production reported in section 2](#)

This report presents the daily analysis on parameters extracted from GOMOS level 2 data (GOM\_NL\_\_2P). It is intended to monitor some important parameters that will impact the quality of these products. A list of level 2 products (and content) that have arrived during the reporting day to the PCF is also given.

Item	Value
Time of report generation	24APR2013 05:11:36
Data source version	GOMOS/6.01
Start time of products	22-10-2006 (22OCT2006 00:00:00)
Stop time of products	23-10-2006 (23OCT2006 00:00:00)
Store outputs in DB	Yes
Nb of level 2 prods	233
Nb of prods with errors	0

## 2. Summary of processed GOM\_NL\_\_2P products.

Nr	Filename	UTC Start time	Limb	Duration	Star Id	Star Name	Star Mag	Star Temp	Nb Meas	Orbit	Prod. error
1	GOM_NL__2PRFIN20061022_000400_000000422052_00174_24276_2861.N1	22-OCT-2006 00:04:00	Dark	42.000	46	Del Vel	1.9540	10600.	84	24276	No
2	GOM_NL__2PRFIN20061022_000600_000000462052_00174_24276_2862.N1	22-OCT-2006 00:06:00	Dark	45.500	29	Bet Car	1.6720	10200.	91	24276	No
3	GOM_NL__2PRFIN20061022_001703_000000382052_00174_24276_2863.N1	22-OCT-2006 00:17:03	Dark	38.000	143	Alp Hyi	2.8570	7200.0	76	24276	No
4	GOM_NL__2PRFIN20061022_001828_000000492052_00174_24276_2864.N1	22-OCT-2006 00:18:28	Dark	49.000	9	Alp Eri	0.45300	24000.	98	24276	No
5	GOM_NL__2PRFIN20061022_002322_000000422052_00174_24276_2865.N1	22-OCT-2006 00:23:22	Straylight	41.500	84	Alp Phe	2.3970	4500.0	83	24276	No
6	GOM_NL__2PRFIN20061022_002956_000000412052_00174_24276_2866.N1	22-OCT-2006 00:29:56	Straylight	40.500	52	16Bet Cet	2.0370	4500.0	81	24276	No
7	GOM_NL__2PRFIN20061022_003927_000000362052_00174_24276_2867.N1	22-OCT-2006 00:39:27	Bright	35.500	140	88Gam Peg	2.8340	26000.	71	24276	No
8	GOM_NL__2PRFIN20061022_004321_000000362052_00174_24276_2868.N1	22-OCT-2006 00:43:21	Bright	35.500	58	21Alp And	2.0730	11000.	71	24276	No
9	GOM_NL__2PRFIN20061022_005110_000000362052_00174_24276_2869.N1	22-OCT-2006 00:51:10	Bright	36.000	68	18Alp Cas	2.2250	4500.0	72	24276	No
10	GOM_NL__2PRFIN20061022_010021_000000352052_00174_24276_2870.N1	22-OCT-2006 01:00:21	Bright	34.500	49	1Alp UMi	1.9900	6300.0	69	24276	No
11	GOM_NL__2PRFIN20061022_010341_000000432052_00174_24276_2871.N1	22-OCT-2006 01:03:41	Bright	42.500	60	7Bet UMi	2.0810	3950.0	85	24276	No
12	GOM_NL__2PRFIN20061022_010835_000000382052_00174_24276_2872.N1	22-OCT-2006 01:08:35	Bright	38.000	36	50Alp UMa	1.8000	6300.0	76	24276	No
13	GOM_NL__2PRFIN20061022_011010_000000482052_00174_24276_2873.N1	22-OCT-2006 01:10:10	Bright	48.000	82	48Bet UMa	2.3650	10600.	96	24276	No
14	GOM_NL__2PRFIN20061022_011339_000000372052_00174_24276_2874.N1	22-OCT-2006 01:13:39	Bright	36.500	174	52Psi UMa	3.0040	4400.0	73	24276	No
15	GOM_NL__2PRFIN20061022_012035_000000342052_00174_24276_2875.N1	22-OCT-2006 01:20:35	Bright	34.000	96	68Del Leo	2.5600	9300.0	68	24276	No
16	GOM_NL__2PRFIN20061022_014009_000000372052_00174_24276_2876.N1	22-OCT-2006 01:40:09	Dark	37.000	113	Mu Vel	2.6920	5000.0	74	24276	No
17	GOM_NL__2PRFIN20061022_014436_000000412052_00175_24277_2861.N1	22-OCT-2006 01:44:36	Dark	40.500	46	Del Vel	1.9540	10600.	81	24277	No
18	GOM_NL__2PRFIN20061022_014636_000000382052_00175_24277_2862.N1	22-OCT-2006 01:46:36	Dark	37.500	29	Bet Car	1.6720	10200.	75	24277	No
19	GOM_NL__2PRFIN20061022_015739_000000382052_00175_24277_2863.N1	22-OCT-2006 01:57:39	Dark	38.000	143	Alp Hyi	2.8570	7200.0	76	24277	No
20	GOM_NL__2PRFIN20061022_015904_000000402052_00175_24277_2864.N1	22-OCT-2006 01:59:04	Dark	39.500	9	Alp Eri	0.45300	24000.	79	24277	No
21	GOM_NL__2PRFIN20061022_020358_000000432052_00175_24277_2865.N1	22-OCT-2006 02:03:58	Straylight	43.000	84	Alp Phe	2.3970	4500.0	86	24277	No
22	GOM_NL__2PRFIN20061022_021032_000000422052_00175_24277_2866.N1	22-OCT-2006 02:10:32	Straylight	42.000	52	16Bet Cet	2.0370	4500.0	84	24277	No
23	GOM_NL__2PRFIN20061022_022003_000000362052_00175_24277_2867.N1	22-OCT-2006 02:20:03	Bright	35.500	140	88Gam Peg	2.8340	26000.	71	24277	No
24	GOM_NL__2PRFIN20061022_022357_000000362052_00175_24277_2868.N1	22-OCT-2006 02:23:57	Bright	36.000	58	21Alp And	2.0730	11000.	72	24277	No
25	GOM_NL__2PRFIN20061022_023145_000000372052_00175_24277_2869.N1	22-OCT-2006 02:31:45	Bright	37.000	68	18Alp Cas	2.2250	4500.0	74	24277	No
26	GOM_NL__2PRFIN20061022_024057_000000342052_00175_24277_2870.N1	22-OCT-2006 02:40:57	Bright	33.500	49	1Alp UMi	1.9900	6300.0	67	24277	No
27	GOM_NL__2PRFIN20061022_024417_000000372052_00175_24277_2871.N1	22-OCT-2006 02:44:17	Bright	37.000	60	7Bet UMi	2.0810	3950.0	74	24277	No
28	GOM_NL__2PRFIN20061022_024911_000000382052_00175_24277_2872.N1	22-OCT-2006 02:49:11	Bright	38.000	36	50Alp UMa	1.8000	6300.0	76	24277	No
29	GOM_NL__2PRFIN20061022_025046_000000382052_00175_24277_2873.N1	22-OCT-2006 02:50:46	Bright	37.500	82	48Bet UMa	2.3650	10600.	75	24277	No
30	GOM_NL__2PRFIN20061022_025415_000000372052_00175_24277_2874.N1	22-OCT-2006 02:54:15	Bright	37.000	174	52Psi UMa	3.0040	4400.0	74	24277	No
31	GOM_NL__2PRFIN20061022_030111_000000352052_00175_24277_2875.N1	22-OCT-2006 03:01:11	Bright	34.500	96	68Del Leo	2.5600	9300.0	69	24277	No
32	GOM_NL__2PRFIN20061022_032046_000000382052_00175_24277_2876.N1	22-OCT-2006 03:20:46	Dark	38.000	113	Mu Vel	2.6920	5000.0	76	24277	No
33	GOM_NL__2PRFIN20061022_032513_000000422052_00176_24278_2881.N1	22-OCT-2006 03:25:13	Dark	41.500	46	Del Vel	1.9540	10600.	83	24278	No
34	GOM_NL__2PRFIN20061022_032712_000000392052_00176_24278_2882.N1	22-OCT-2006 03:27:12	Dark	38.500	29	Bet Car	1.6720	10200.	77	24278	No
35	GOM_NL__2PRFIN20061022_033816_000000372052_00176_24278_2883.N1	22-OCT-2006 03:38:16	Dark	37.000	143	Alp Hyi	2.8570	7200.0	74	24278	No
36	GOM_NL__2PRFIN20061022_033941_000000442052_00176_24278_2884.N1	22-OCT-2006 03:39:41	Dark	44.000	9	Alp Eri	0.45300	24000.	88	24278	No
37	GOM_NL__2PRFIN20061022_034435_000000432052_00176_24278_2885.N1	22-OCT-2006 03:44:35	Straylight	43.000	84	Alp Phe	2.3970	4500.0	86	24278	No
38	GOM_NL__2PRFIN20061022_035108_000000452052_00176_24278_2886.N1	22-OCT-2006 03:51:08	Straylight	44.500	52	16Bet Cet	2.0370	4500.0	89	24278	No
39	GOM_NL__2PRFIN20061022_040039_000000362052_00176_24278_2887.N1	22-OCT-2006 04:00:39	Bright	35.500	140	88Gam Peg	2.8340	26000.	71	24278	No
40	GOM_NL__2PRFIN20061022_040433_000000362052_00176_24278_2888.N1	22-OCT-2006 04:04:33	Bright	36.000	58	21Alp And	2.0730	11000.	72	24278	No
41	GOM_NL__2PRFIN20061022_041221_000000352052_00176_24278_2889.N1	22-OCT-2006 04:12:21	Bright	35.000	68	18Alp Cas	2.2250	4500.0	70	24278	No
42	GOM_NL__2PRFIN20061022_042133_000000342052_00176_24278_2890.N1	22-OCT-2006 04:21:33	Bright	33.500	49	1Alp UMi	1.9900	6300.0	67	24278	No

43	GOM_NL__2PRFIN20061022_042453_000000362052_00176_24278_2891.N1	22-OCT-2006 04:24:53	Bright	36.000	60	7Bet UMi	2.0810	3950.0	72	24278	No
44	GOM_NL__2PRFIN20061022_042947_000000382052_00176_24278_2892.N1	22-OCT-2006 04:29:47	Bright	38.000	36	50Alp UMa	1.8000	6300.0	76	24278	No
45	GOM_NL__2PRFIN20061022_043122_000000362052_00176_24278_2893.N1	22-OCT-2006 04:31:22	Bright	35.500	82	48Bet UMa	2.3650	10600.	71	24278	No
46	GOM_NL__2PRFIN20061022_043451_000000352052_00176_24278_2894.N1	22-OCT-2006 04:34:51	Bright	34.500	174	52Psi UMa	3.0040	4400.0	69	24278	No
47	GOM_NL__2PRFIN20061022_044147_000000352052_00176_24278_2895.N1	22-OCT-2006 04:41:47	Bright	34.500	96	68Del Leo	2.5600	9300.0	69	24278	No
48	GOM_NL__2PRFIN20061022_050122_000000422052_00176_24278_2896.N1	22-OCT-2006 05:01:22	Dark	42.000	113	Mu Vel	2.6920	5000.0	84	24278	No
49	GOM_NL__2PRFIN20061022_050549_000000412052_00177_24279_2882.N1	22-OCT-2006 05:05:49	Dark	40.500	46	Del Vel	1.9540	10600.	81	24279	No
50	GOM_NL__2PRFIN20061022_064830_000000422052_00178_24280_2882.N1	22-OCT-2006 06:48:30	Dark	42.000	29	Bet Car	1.6720	10200.	84	24280	No
51	GOM_NL__2PRFIN20061022_065934_000000322052_00178_24280_2883.N1	22-OCT-2006 06:59:34	Dark	31.500	143	Alp Hyi	2.8570	7200.0	63	24280	No
52	GOM_NL__2PRFIN20061022_070059_000000422052_00178_24280_2884.N1	22-OCT-2006 07:00:59	Dark	41.500	9	Alp Eri	0.45300	24000.	83	24280	No
53	GOM_NL__2PRFIN20061022_071226_000000372052_00178_24280_2885.N1	22-OCT-2006 07:12:26	Straylight	36.500	52	16Bet Cet	2.0370	4500.0	73	24280	No
54	GOM_NL__2PRFIN20061022_072156_000000302052_00178_24280_2886.N1	22-OCT-2006 07:21:56	Bright	29.500	140	88Gam Peg	2.8340	26000.	59	24280	No
55	GOM_NL__2PRFIN20061022_072551_000000302052_00178_24280_2887.N1	22-OCT-2006 07:25:51	Bright	30.000	58	21Alp And	2.0730	11000.	60	24280	No
56	GOM_NL__2PRFIN20061022_072757_000000312052_00178_24280_2888.N1	22-OCT-2006 07:27:57	Bright	31.000	53	43Bet And	2.0480	3300.0	62	24280	No
57	GOM_NL__2PRFIN20061022_073339_000000312052_00178_24280_2889.N1	22-OCT-2006 07:33:39	Bright	31.000	68	18Alp Cas	2.2250	4500.0	62	24280	No
58	GOM_NL__2PRFIN20061022_073457_000000302052_00178_24280_2890.N1	22-OCT-2006 07:34:57	Bright	30.000	76	27Gam Cas	2.3000	30000.	60	24280	No
59	GOM_NL__2PRFIN20061022_074250_000000272052_00178_24280_2891.N1	22-OCT-2006 07:42:50	Bright	27.000	49	1Alp UMi	1.9900	6300.0	54	24280	No
60	GOM_NL__2PRFIN20061022_074611_000000302052_00178_24280_2892.N1	22-OCT-2006 07:46:11	Bright	30.000	60	7Bet UMi	2.0810	3950.0	60	24280	No
61	GOM_NL__2PRFIN20061022_075105_000000322052_00178_24280_2893.N1	22-OCT-2006 07:51:05	Bright	31.500	36	50Alp UMa	1.8000	6300.0	63	24280	No
62	GOM_NL__2PRFIN20061022_075240_000000302052_00178_24280_2894.N1	22-OCT-2006 07:52:40	Bright	29.500	82	48Bet UMa	2.3650	10600.	59	24280	No
63	GOM_NL__2PRFIN20061022_075609_000000292052_00178_24280_2895.N1	22-OCT-2006 07:56:09	Bright	29.000	174	52Psi UMa	3.0040	4400.0	58	24280	No
64	GOM_NL__2PRFIN20061022_080306_000000292052_00178_24280_2896.N1	22-OCT-2006 08:03:06	Bright	28.500	96	68Del Leo	2.5600	9300.0	57	24280	No
65	GOM_NL__2PRFIN20061022_082240_000000342052_00178_24280_2897.N1	22-OCT-2006 08:22:40	Dark	33.500	113	Mu Vel	2.6920	5000.0	67	24280	No
66	GOM_NL__2PRFIN20061022_082411_000000422052_00178_24280_2898.N1	22-OCT-2006 08:24:11	Dark	42.000	65	Lam Vel	2.2040	4400.0	84	24280	No
67	GOM_NL__2PRFIN20061022_082708_000000342052_00179_24281_2882.N1	22-OCT-2006 08:27:08	Dark	34.000	46	Del Vel	1.9540	10600.	68	24281	No
68	GOM_NL__2PRFIN20061022_082907_000000352052_00179_24281_2883.N1	22-OCT-2006 08:29:07	Dark	34.500	29	Bet Car	1.6720	10200.	69	24281	No
69	GOM_NL__2PRFIN20061022_084010_000000322052_00179_24281_2884.N1	22-OCT-2006 08:40:10	Dark	32.000	143	Alp Hyi	2.8570	7200.0	64	24281	No
70	GOM_NL__2PRFIN20061022_084135_000000392052_00179_24281_2885.N1	22-OCT-2006 08:41:35	Dark	39.000	9	Alp Eri	0.45300	24000.	78	24281	No
71	GOM_NL__2PRFIN20061022_085302_000000372052_00179_24281_2886.N1	22-OCT-2006 08:53:02	Straylight	37.000	52	16Bet Cet	2.0370	4500.0	74	24281	No
72	GOM_NL__2PRFIN20061022_090232_000000302052_00179_24281_2887.N1	22-OCT-2006 09:02:32	Bright	30.000	140	88Gam Peg	2.8340	26000.	60	24281	No
73	GOM_NL__2PRFIN20061022_090627_000000302052_00179_24281_2888.N1	22-OCT-2006 09:06:27	Bright	30.000	58	21Alp And	2.0730	11000.	60	24281	No
74	GOM_NL__2PRFIN20061022_090832_000000312052_00179_24281_2889.N1	22-OCT-2006 09:08:32	Bright	31.000	53	43Bet And	2.0480	3300.0	62	24281	No
75	GOM_NL__2PRFIN20061022_091414_000000312052_00179_24281_2890.N1	22-OCT-2006 09:14:14	Bright	31.000	68	18Alp Cas	2.2250	4500.0	62	24281	No
76	GOM_NL__2PRFIN20061022_091533_000000312052_00179_24281_2891.N1	22-OCT-2006 09:15:33	Bright	30.500	76	27Gam Cas	2.3000	30000.	61	24281	No
77	GOM_NL__2PRFIN20061022_092326_000000302052_00179_24281_2892.N1	22-OCT-2006 09:23:26	Bright	29.500	49	1Alp UMi	1.9900	6300.0	59	24281	No
78	GOM_NL__2PRFIN20061022_092647_000000312052_00179_24281_2893.N1	22-OCT-2006 09:26:47	Bright	31.000	60	7Bet UMi	2.0810	3950.0	62	24281	No
79	GOM_NL__2PRFIN20061022_093141_000000482052_00179_24281_2894.N1	22-OCT-2006 09:31:41	Bright	48.000	36	50Alp UMa	1.8000	6300.0	96	24281	No
80	GOM_NL__2PRFIN20061022_093315_000000302052_00179_24281_2895.N1	22-OCT-2006 09:33:15	Bright	30.000	82	48Bet UMa	2.3650	10600.	60	24281	No
81	GOM_NL__2PRFIN20061022_093645_000000312052_00179_24281_2896.N1	22-OCT-2006 09:36:45	Bright	31.000	174	52Psi UMa	3.0040	4400.0	62	24281	No
82	GOM_NL__2PRFIN20061022_094341_000000282052_00179_24281_2897.N1	22-OCT-2006 09:43:41	Bright	28.000	96	68Del Leo	2.5600	9300.0	56	24281	No
83	GOM_NL__2PRFIN20061022_100316_000000332052_00179_24281_2898.N1	22-OCT-2006 10:03:16	Dark	33.000	113	Mu Vel	2.6920	5000.0	66	24281	No
84	GOM_NL__2PRFIN20061022_100448_000000522052_00179_24281_2899.N1	22-OCT-2006 10:04:48	Dark	51.500	65	Lam Vel	2.2040	4400.0	103	24281	No
85	GOM_NL__2PRFIN20061022_100745_000000352052_00180_24282_2882.N1	22-OCT-2006 10:07:45	Dark	35.000	46	Del Vel	1.9540	10600.	70	24282	No
86	GOM_NL__2PRFIN20061022_100943_000000332052_00180_24282_2883.N1	22-OCT-2006 10:09:43	Dark	32.500	29	Bet Car	1.6720	10200.	65	24282	No
87	GOM_NL__2PRFIN20061022_102046_000000352052_00180_24282_2884.N1	22-OCT-2006 10:20:46	Dark	35.000	143	Alp Hyi	2.8570	7200.0	70	24282	No
88	GOM_NL__2PRFIN20061022_102211_000000432052_00180_24282_2885.N1	22-OCT-2006 10:22:11	Dark	42.500	9	Alp Eri	0.45300	24000.	85	24282	No
89	GOM_NL__2PRFIN20061022_103338_000000392052_00180_24282_2886.N1	22-OCT-2006 10:33:38	Straylight	38.500	52	16Bet Cet	2.0370	4500.0	77	24282	No
90	GOM_NL__2PRFIN20061022_104309_000000312052_00180_24282_2887.N1	22-OCT-2006 10:43:09	Bright	30.500	140	88Gam Peg	2.8340	26000.	61	24282	No
91	GOM_NL__2PRFIN20061022_104702_000000312052_00180_24282_2888.N1	22-OCT-2006 10:47:02	Bright	30.500	58	21Alp And	2.0730	11000.	61	24282	No
92	GOM_NL__2PRFIN20061022_104908_000000322052_00180_24282_2889.N1	22-OCT-2006 10:49:08	Bright	32.000	53	43Bet And	2.0480	3300.0	64	24282	No
93	GOM_NL__2PRFIN20061022_105450_000000322052_00180_24282_2890.N1	22-OCT-2006 10:54:50	Bright	32.000	68	18Alp Cas	2.2250	4500.0	64	24282	No
94	GOM_NL__2PRFIN20061022_105608_000000302052_00180_24282_2891.N1	22-OCT-2006 10:56:08	Bright	29.500	76	27Gam Cas	2.3000	30000.	59	24282	No
95	GOM_NL__2PRFIN20061022_110402_000000312052_00180_24282_2892.N1	22-OCT-2006 11:04:02	Bright	30.500	49	1Alp UMi	1.9900	6300.0	61	24282	No
96	GOM_NL__2PRFIN20061022_110723_000000302052_00180_24282_2893.N1	22-OCT-2006 11:07:23	Bright	30.000	60	7Bet UMi	2.0810	3950.0	60	24282	No
97	GOM_NL__2PRFIN20061022_111217_000000332052_00180_24282_2894.N1	22-OCT-2006 11:12:17	Bright	32.500	36	50Alp UMa	1.8000	6300.0	65	24282	No
98	GOM_NL__2PRFIN20061022_111351_000000312052_00180_24282_2895.N1	22-OCT-2006 11:13:51	Bright	30.500	82	48Bet UMa	2.3650	10600.	61	24282	No
99	GOM_NL__2PRFIN20061022_111721_000000292052_00180_24282_2896.N1	22-OCT-2006 11:17:21	Bright	29.000	174	52Psi UMa	3.0040	4400.0	58	24282	No
100	GOM_NL__2PRFIN20061022_112418_000000292052_00180_24282_2897.N1	22-OCT-2006 11:24:18	Bright	29.000	96	68Del Leo	2.5600	9300.0	58	24282	No
101	GOM_NL__2PRFIN20061022_114352_000000352052_00180_24282_2898.N1	22-OCT-2006 11:43:52	Dark	35.000	113	Mu Vel	2.6920	5000.0	70	24282	No



102	GOM_NL__2PRFIN20061022_114524_000000462052_00180_24282_2899.N1	22-OCT-2006 11:45:24	Dark	46.000	65	Lam Vel	2.2040	4400.0	92	24282	No
103	GOM_NL__2PRFIN20061022_114821_000000352052_00181_24283_2882.N1	22-OCT-2006 11:48:21	Dark	35.000	46	Del Vel	1.9540	10600.	70	24283	No
104	GOM_NL__2PRFIN20061022_115019_000000342052_00181_24283_2883.N1	22-OCT-2006 11:50:19	Dark	34.000	29	Bet Car	1.6720	10200.	68	24283	No
105	GOM_NL__2PRFIN20061022_120122_000000332052_00181_24283_2884.N1	22-OCT-2006 12:01:22	Dark	32.500	143	Alp Hyi	2.8570	7200.0	65	24283	No
106	GOM_NL__2PRFIN20061022_120247_000000382052_00181_24283_2885.N1	22-OCT-2006 12:02:47	Dark	37.500	9	Alp Eri	0.45300	24000.	75	24283	No
107	GOM_NL__2PRFIN20061022_121414_000000382052_00181_24283_2886.N1	22-OCT-2006 12:14:14	Straylight	38.000	52	16Bet Cet	2.0370	4500.0	76	24283	No
108	GOM_NL__2PRFIN20061022_122344_000000302052_00181_24283_2887.N1	22-OCT-2006 12:23:44	Bright	30.000	140	88Gam Peg	2.8340	26000.	60	24283	No
109	GOM_NL__2PRFIN20061022_122738_000000312052_00181_24283_2888.N1	22-OCT-2006 12:27:38	Bright	31.000	58	21Alp And	2.0730	11000.	62	24283	No
110	GOM_NL__2PRFIN20061022_122943_000000332052_00181_24283_2889.N1	22-OCT-2006 12:29:43	Bright	33.000	53	43Bet And	2.0480	3300.0	66	24283	No
111	GOM_NL__2PRFIN20061022_123526_000000322052_00181_24283_2890.N1	22-OCT-2006 12:35:26	Bright	31.500	68	18Alp Cas	2.2250	4500.0	63	24283	No
112	GOM_NL__2PRFIN20061022_123644_000000322052_00181_24283_2891.N1	22-OCT-2006 12:36:44	Bright	31.500	76	27Gam Cas	2.3000	30000.	63	24283	No
113	GOM_NL__2PRFIN20061022_124438_000000302052_00181_24283_2892.N1	22-OCT-2006 12:44:38	Bright	29.500	49	1Alp UMi	1.9900	6300.0	59	24283	No
114	GOM_NL__2PRFIN20061022_124759_000000282052_00181_24283_2893.N1	22-OCT-2006 12:47:59	Bright	27.500	60	7Bet UMi	2.0810	3950.0	55	24283	No
115	GOM_NL__2PRFIN20061022_125253_000000322052_00181_24283_2894.N1	22-OCT-2006 12:52:53	Bright	32.000	36	50Alp UMa	1.8000	6300.0	64	24283	No
116	GOM_NL__2PRFIN20061022_125427_000000312052_00181_24283_2895.N1	22-OCT-2006 12:54:27	Bright	31.000	82	48Bet UMa	2.3650	10600.	62	24283	No
117	GOM_NL__2PRFIN20061022_125757_000000302052_00181_24283_2896.N1	22-OCT-2006 12:57:57	Bright	30.000	174	52Psi UMa	3.0040	4400.0	60	24283	No
118	GOM_NL__2PRFIN20061022_130454_000000292052_00181_24283_2897.N1	22-OCT-2006 13:04:54	Bright	29.000	96	68Del Leo	2.5600	9300.0	58	24283	No
119	GOM_NL__2PRFIN20061022_132428_000000382052_00181_24283_2898.N1	22-OCT-2006 13:24:28	Dark	38.000	113	Mu Vel	2.6920	5000.0	76	24283	No
120	GOM_NL__2PRFIN20061022_132601_000000402052_00181_24283_2899.N1	22-OCT-2006 13:26:01	Dark	39.500	65	Lam Vel	2.2040	4400.0	79	24283	No
121	GOM_NL__2PRFIN20061022_132858_000000352052_00182_24284_2882.N1	22-OCT-2006 13:28:58	Dark	35.000	46	Del Vel	1.9540	10600.	70	24284	No
122	GOM_NL__2PRFIN20061022_133055_000000412052_00182_24284_2883.N1	22-OCT-2006 13:30:55	Dark	41.000	29	Bet Car	1.6720	10200.	82	24284	No
123	GOM_NL__2PRFIN20061022_134158_000000322052_00182_24284_2884.N1	22-OCT-2006 13:41:58	Dark	31.500	143	Alp Hyi	2.8570	7200.0	63	24284	No
124	GOM_NL__2PRFIN20061022_134323_000000342052_00182_24284_2885.N1	22-OCT-2006 13:43:23	Dark	33.500	9	Alp Eri	0.45300	24000.	67	24284	No
125	GOM_NL__2PRFIN20061022_135450_000000382052_00182_24284_2886.N1	22-OCT-2006 13:54:50	Straylight	38.000	52	16Bet Cet	2.0370	4500.0	76	24284	No
126	GOM_NL__2PRFIN20061022_140420_000000292052_00182_24284_2887.N1	22-OCT-2006 14:04:20	Bright	29.000	140	88Gam Peg	2.8340	26000.	58	24284	No
127	GOM_NL__2PRFIN20061022_140814_000000302052_00182_24284_2888.N1	22-OCT-2006 14:08:14	Bright	30.000	58	21Alp And	2.0730	11000.	60	24284	No
128	GOM_NL__2PRFIN20061022_141019_000000322052_00182_24284_2889.N1	22-OCT-2006 14:10:19	Bright	32.000	53	43Bet And	2.0480	3300.0	64	24284	No
129	GOM_NL__2PRFIN20061022_141602_000000312052_00182_24284_2890.N1	22-OCT-2006 14:16:02	Bright	30.500	68	18Alp Cas	2.2250	4500.0	61	24284	No
130	GOM_NL__2PRFIN20061022_141720_000000322052_00182_24284_2891.N1	22-OCT-2006 14:17:20	Bright	32.000	76	27Gam Cas	2.3000	30000.	64	24284	No
131	GOM_NL__2PRFIN20061022_142514_000000292052_00182_24284_2892.N1	22-OCT-2006 14:25:14	Bright	28.500	49	1Alp UMi	1.9900	6300.0	57	24284	No
132	GOM_NL__2PRFIN20061022_142835_000000292052_00182_24284_2893.N1	22-OCT-2006 14:28:35	Bright	29.000	60	7Bet UMi	2.0810	3950.0	58	24284	No
133	GOM_NL__2PRFIN20061022_143328_000000322052_00182_24284_2894.N1	22-OCT-2006 14:33:28	Bright	32.000	36	50Alp UMa	1.8000	6300.0	64	24284	No
134	GOM_NL__2PRFIN20061022_143503_000000312052_00182_24284_2895.N1	22-OCT-2006 14:35:03	Bright	31.000	82	48Bet UMa	2.3650	10600.	62	24284	No
135	GOM_NL__2PRFIN20061022_143833_000000322052_00182_24284_2896.N1	22-OCT-2006 14:38:33	Bright	31.500	174	52Psi UMa	3.0040	4400.0	63	24284	No
136	GOM_NL__2PRFIN20061022_144530_000000312052_00182_24284_2897.N1	22-OCT-2006 14:45:30	Bright	31.000	96	68Del Leo	2.5600	9300.0	62	24284	No
137	GOM_NL__2PRFIN20061022_150505_000000362052_00182_24284_2898.N1	22-OCT-2006 15:05:05	Dark	36.000	113	Mu Vel	2.6920	5000.0	72	24284	No
138	GOM_NL__2PRFIN20061022_150637_000000462052_00182_24284_2899.N1	22-OCT-2006 15:06:37	Dark	45.500	65	Lam Vel	2.2040	4400.0	91	24284	No
139	GOM_NL__2PRFIN20061022_150934_000000352052_00183_24285_2882.N1	22-OCT-2006 15:09:34	Dark	35.000	46	Del Vel	1.9540	10600.	70	24285	No
140	GOM_NL__2PRFIN20061022_151131_000000362052_00183_24285_2883.N1	22-OCT-2006 15:11:31	Dark	35.500	29	Bet Car	1.6720	10200.	71	24285	No
141	GOM_NL__2PRFIN20061022_152234_000000322052_00183_24285_2884.N1	22-OCT-2006 15:22:34	Dark	32.000	143	Alp Hyi	2.8570	7200.0	64	24285	No
142	GOM_NL__2PRFIN20061022_152359_000000422052_00183_24285_2885.N1	22-OCT-2006 15:23:59	Dark	42.000	9	Alp Eri	0.45300	24000.	84	24285	No
143	GOM_NL__2PRFIN20061022_153526_000000392052_00183_24285_2886.N1	22-OCT-2006 15:35:26	Straylight	39.000	52	16Bet Cet	2.0370	4500.0	78	24285	No
144	GOM_NL__2PRFIN20061022_154456_000000312052_00183_24285_2887.N1	22-OCT-2006 15:44:56	Bright	30.500	140	88Gam Peg	2.8340	26000.	61	24285	No
145	GOM_NL__2PRFIN20061022_154851_000000312052_00183_24285_2888.N1	22-OCT-2006 15:48:51	Bright	30.500	58	21Alp And	2.0730	11000.	61	24285	No
146	GOM_NL__2PRFIN20061022_155055_000000322052_00183_24285_2889.N1	22-OCT-2006 15:50:55	Bright	32.000	53	43Bet And	2.0480	3300.0	64	24285	No
147	GOM_NL__2PRFIN20061022_155638_000000322052_00183_24285_2890.N1	22-OCT-2006 15:56:38	Bright	31.500	68	18Alp Cas	2.2250	4500.0	63	24285	No
148	GOM_NL__2PRFIN20061022_155756_000000302052_00183_24285_2891.N1	22-OCT-2006 15:57:56	Bright	30.000	76	27Gam Cas	2.3000	30000.	60	24285	No
149	GOM_NL__2PRFIN20061022_160549_000000312052_00183_24285_2892.N1	22-OCT-2006 16:05:49	Bright	30.500	49	1Alp UMi	1.9900	6300.0	61	24285	No
150	GOM_NL__2PRFIN20061022_160911_000000322052_00183_24285_2893.N1	22-OCT-2006 16:09:11	Bright	31.500	60	7Bet UMi	2.0810	3950.0	63	24285	No
151	GOM_NL__2PRFIN20061022_161404_000000402052_00183_24285_2894.N1	22-OCT-2006 16:14:04	Bright	39.500	36	50Alp UMa	1.8000	6300.0	79	24285	No
152	GOM_NL__2PRFIN20061022_161539_000000322052_00183_24285_2895.N1	22-OCT-2006 16:15:39	Bright	31.500	82	48Bet UMa	2.3650	10600.	63	24285	No
153	GOM_NL__2PRFIN20061022_161909_000000302052_00183_24285_2896.N1	22-OCT-2006 16:19:09	Bright	29.500	174	52Psi UMa	3.0040	4400.0	59	24285	No
154	GOM_NL__2PRFIN20061022_162606_000000342052_00183_24285_2897.N1	22-OCT-2006 16:26:06	Bright	34.000	96	68Del Leo	2.5600	9300.0	68	24285	No
155	GOM_NL__2PRFIN20061022_164541_000000352052_00183_24285_2898.N1	22-OCT-2006 16:45:41	Dark	34.500	113	Mu Vel	2.6920	5000.0	69	24285	No
156	GOM_NL__2PRFIN20061022_164714_000000412052_00183_24285_2899.N1	22-OCT-2006 16:47:14	Dark	41.000	65	Lam Vel	2.2040	4400.0	82	24285	No
157	GOM_NL__2PRFIN20061022_165011_000000392052_00184_24286_2882.N1	22-OCT-2006 16:50:11	Dark	38.500	46	Del Vel	1.9540	10600.	77	24286	No
158	GOM_NL__2PRFIN20061022_165207_000000352052_00184_24286_2883.N1	22-OCT-2006 16:52:07	Dark	34.500	29	Bet Car	1.6720	10200.	69	24286	No
159	GOM_NL__2PRFIN20061022_170310_000000322052_00184_24286_2884.N1	22-OCT-2006 17:03:10	Dark	31.500	143	Alp Hyi	2.8570	7200.0	63	24286	No
160	GOM_NL__2PRFIN20061022_170436_000000422052_00184_24286_2885.N1	22-OCT-2006 17:04:36	Dark	41.500	9	Alp Eri	0.45300	24000.	83	24286	No

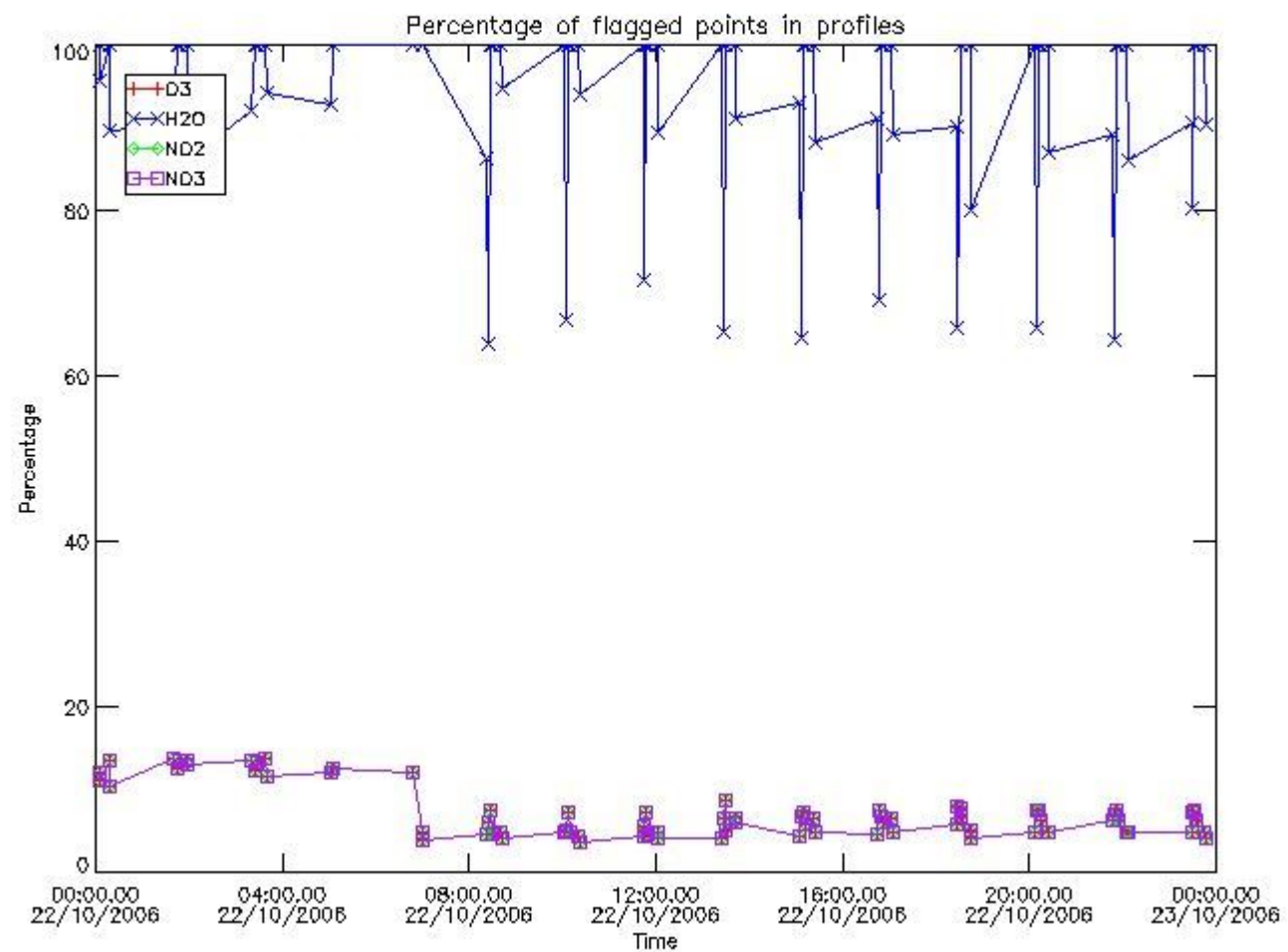
161	GOM_NL__2PRFIN20061022_171602_000000382052_00184_24286_2886.N1	22-OCT-2006 17:16:02	Straylight	38.000	52	16Bet Cet	2.0370	4500.0	76	24286	No
162	GOM_NL__2PRFIN20061022_172532_000000312052_00184_24286_2887.N1	22-OCT-2006 17:25:32	Bright	31.000	140	88Gam Peg	2.8340	26000.	62	24286	No
163	GOM_NL__2PRFIN20061022_172926_000000312052_00184_24286_2888.N1	22-OCT-2006 17:29:26	Bright	31.000	58	21Alp And	2.0730	11000.	62	24286	No
164	GOM_NL__2PRFIN20061022_173131_000000342052_00184_24286_2889.N1	22-OCT-2006 17:31:31	Bright	34.000	53	43Bet And	2.0480	3300.0	68	24286	No
165	GOM_NL__2PRFIN20061022_173714_000000312052_00184_24286_2890.N1	22-OCT-2006 17:37:14	Bright	31.000	68	18Alp Cas	2.2250	4500.0	62	24286	No
166	GOM_NL__2PRFIN20061022_173831_000000302052_00184_24286_2891.N1	22-OCT-2006 17:38:31	Bright	30.000	76	27Gam Cas	2.3000	30000.	60	24286	No
167	GOM_NL__2PRFIN20061022_174625_000000312052_00184_24286_2892.N1	22-OCT-2006 17:46:25	Bright	30.500	49	1Alp UMi	1.9900	6300.0	61	24286	No
168	GOM_NL__2PRFIN20061022_174948_000000322052_00184_24286_2893.N1	22-OCT-2006 17:49:48	Bright	31.500	60	7Bet UMi	2.0810	3950.0	63	24286	No
169	GOM_NL__2PRFIN20061022_175440_000000302052_00184_24286_2894.N1	22-OCT-2006 17:54:40	Bright	29.500	36	50Alp UMa	1.8000	6300.0	59	24286	No
170	GOM_NL__2PRFIN20061022_175615_000000282052_00184_24286_2895.N1	22-OCT-2006 17:56:15	Bright	28.000	82	48Bet UMa	2.3650	10600.	56	24286	No
171	GOM_NL__2PRFIN20061022_175945_000000482052_00184_24286_2896.N1	22-OCT-2006 17:59:45	Bright	48.000	174	52Psi UMa	3.0040	4400.0	96	24286	No
172	GOM_NL__2PRFIN20061022_180642_000000302052_00184_24286_2897.N1	22-OCT-2006 18:06:42	Bright	30.000	96	68Del Leo	2.5600	9300.0	60	24286	No
173	GOM_NL__2PRFIN20061022_182617_000000362052_00184_24286_2898.N1	22-OCT-2006 18:26:17	Dark	35.500	113	Mu Vel	2.6920	5000.0	71	24286	No
174	GOM_NL__2PRFIN20061022_182751_000000392052_00184_24286_2899.N1	22-OCT-2006 18:27:51	Dark	38.500	65	Lam Vel	2.2040	4400.0	77	24286	No
175	GOM_NL__2PRFIN20061022_183047_000000342052_00185_24287_2882.N1	22-OCT-2006 18:30:47	Dark	33.500	46	Del Vel	1.9540	10600.	67	24287	No
176	GOM_NL__2PRFIN20061022_183244_000000312052_00185_24287_2883.N1	22-OCT-2006 18:32:44	Dark	31.000	29	Bet Car	1.6720	10200.	62	24287	No
177	GOM_NL__2PRFIN20061022_184347_000000312052_00185_24287_2884.N1	22-OCT-2006 18:43:47	Dark	31.000	143	Alp Hyi	2.8570	7200.0	62	24287	No
178	GOM_NL__2PRFIN20061022_184512_000000382052_00185_24287_2885.N1	22-OCT-2006 18:45:12	Dark	37.500	9	Alp Eri	0.45300	24000.	75	24287	No
179	GOM_NL__2PRFIN20061022_185638_000000362052_00185_24287_2886.N1	22-OCT-2006 18:56:38	Straylight	36.000	52	16Bet Cet	2.0370	4500.0	72	24287	No
180	GOM_NL__2PRFIN20061022_190608_000000302052_00185_24287_2887.N1	22-OCT-2006 19:06:08	Bright	29.500	140	88Gam Peg	2.8340	26000.	59	24287	No
181	GOM_NL__2PRFIN20061022_191003_000000312052_00185_24287_2888.N1	22-OCT-2006 19:10:03	Bright	30.500	58	21Alp And	2.0730	11000.	61	24287	No
182	GOM_NL__2PRFIN20061022_191207_000000322052_00185_24287_2889.N1	22-OCT-2006 19:12:07	Bright	32.000	53	43Bet And	2.0480	3300.0	64	24287	No
183	GOM_NL__2PRFIN20061022_191749_000000322052_00185_24287_2890.N1	22-OCT-2006 19:17:49	Bright	31.500	68	18Alp Cas	2.2250	4500.0	63	24287	No
184	GOM_NL__2PRFIN20061022_191907_000000302052_00185_24287_2891.N1	22-OCT-2006 19:19:07	Bright	29.500	76	27Gam Cas	2.3000	30000.	59	24287	No
185	GOM_NL__2PRFIN20061022_192701_000000312052_00185_24287_2892.N1	22-OCT-2006 19:27:01	Bright	31.000	49	1Alp UMi	1.9900	6300.0	62	24287	No
186	GOM_NL__2PRFIN20061022_193024_000000322052_00185_24287_2893.N1	22-OCT-2006 19:30:24	Bright	31.500	60	7Bet UMi	2.0810	3950.0	63	24287	No
187	GOM_NL__2PRFIN20061022_193516_000000322052_00185_24287_2894.N1	22-OCT-2006 19:35:16	Bright	32.000	36	50Alp UMa	1.8000	6300.0	64	24287	No
188	GOM_NL__2PRFIN20061022_193651_000000322052_00185_24287_2895.N1	22-OCT-2006 19:36:51	Bright	31.500	82	48Bet UMa	2.3650	10600.	63	24287	No
189	GOM_NL__2PRFIN20061022_194021_000000482052_00185_24287_2896.N1	22-OCT-2006 19:40:21	Bright	48.000	174	52Psi UMa	3.0040	4400.0	96	24287	No
190	GOM_NL__2PRFIN20061022_194718_000000442052_00185_24287_2897.N1	22-OCT-2006 19:47:18	Bright	44.000	96	68Del Leo	2.5600	9300.0	88	24287	No
191	GOM_NL__2PRFIN20061022_200653_000000322052_00185_24287_2898.N1	22-OCT-2006 20:06:53	Dark	31.500	113	Mu Vel	2.6920	5000.0	63	24287	No
192	GOM_NL__2PRFIN20061022_200827_000000422052_00185_24287_2899.N1	22-OCT-2006 20:08:27	Dark	41.500	65	Lam Vel	2.2040	4400.0	83	24287	No
193	GOM_NL__2PRFIN20061022_201124_000000352052_00186_24288_3098.N1	22-OCT-2006 20:11:24	Dark	34.500	46	Del Vel	1.9540	10600.	69	24288	No
194	GOM_NL__2PRFIN20061022_201320_000000332052_00186_24288_3099.N1	22-OCT-2006 20:13:20	Dark	32.500	29	Bet Car	1.6720	10200.	65	24288	No
195	GOM_NL__2PRFIN20061022_202423_000000332052_00186_24288_3100.N1	22-OCT-2006 20:24:23	Dark	32.500	143	Alp Hyi	2.8570	7200.0	65	24288	No
196	GOM_NL__2PRFIN20061022_202548_000000432052_00186_24288_3101.N1	22-OCT-2006 20:25:48	Dark	43.000	9	Alp Eri	0.45300	24000.	86	24288	No
197	GOM_NL__2PRFIN20061022_203715_000000422052_00186_24288_3102.N1	22-OCT-2006 20:37:15	Straylight	41.500	52	16Bet Cet	2.0370	4500.0	83	24288	No
198	GOM_NL__2PRFIN20061022_204645_000000302052_00186_24288_3103.N1	22-OCT-2006 20:46:45	Bright	29.500	140	88Gam Peg	2.8340	26000.	59	24288	No
199	GOM_NL__2PRFIN20061022_205039_000000302052_00186_24288_3104.N1	22-OCT-2006 20:50:39	Bright	30.000	58	21Alp And	2.0730	11000.	60	24288	No
200	GOM_NL__2PRFIN20061022_205242_000000322052_00186_24288_3105.N1	22-OCT-2006 20:52:42	Bright	32.000	53	43Bet And	2.0480	3300.0	64	24288	No
201	GOM_NL__2PRFIN20061022_205825_000000312052_00186_24288_3106.N1	22-OCT-2006 20:58:25	Bright	30.500	68	18Alp Cas	2.2250	4500.0	61	24288	No
202	GOM_NL__2PRFIN20061022_205943_000000302052_00186_24288_3107.N1	22-OCT-2006 20:59:43	Bright	29.500	76	27Gam Cas	2.3000	30000.	59	24288	No
203	GOM_NL__2PRFIN20061022_210737_000000312052_00186_24288_3108.N1	22-OCT-2006 21:07:37	Bright	30.500	49	1Alp UMi	1.9900	6300.0	61	24288	No
204	GOM_NL__2PRFIN20061022_211100_000000282052_00186_24288_3109.N1	22-OCT-2006 21:11:00	Bright	27.500	60	7Bet UMi	2.0810	3950.0	55	24288	No
205	GOM_NL__2PRFIN20061022_211552_000000322052_00186_24288_3110.N1	22-OCT-2006 21:15:52	Bright	32.000	36	50Alp UMa	1.8000	6300.0	64	24288	No
206	GOM_NL__2PRFIN20061022_211727_000000302052_00186_24288_3111.N1	22-OCT-2006 21:17:27	Bright	29.500	82	48Bet UMa	2.3650	10600.	59	24288	No
207	GOM_NL__2PRFIN20061022_212057_000000302052_00186_24288_3112.N1	22-OCT-2006 21:20:57	Bright	29.500	174	52Psi UMa	3.0040	4400.0	59	24288	No
208	GOM_NL__2PRFIN20061022_212754_000000302052_00186_24288_3113.N1	22-OCT-2006 21:27:54	Bright	29.500	96	68Del Leo	2.5600	9300.0	59	24288	No
209	GOM_NL__2PRFIN20061022_214730_000000332052_00186_24288_3114.N1	22-OCT-2006 21:47:30	Dark	33.000	113	Mu Vel	2.6920	5000.0	66	24288	No
210	GOM_NL__2PRFIN20061022_214904_000000442052_00186_24288_3115.N1	22-OCT-2006 21:49:04	Dark	44.000	65	Lam Vel	2.2040	4400.0	88	24288	No
211	GOM_NL__2PRFIN20061022_215200_000000342052_00187_24289_3098.N1	22-OCT-2006 21:52:00	Dark	34.000	46	Del Vel	1.9540	10600.	68	24289	No
212	GOM_NL__2PRFIN20061022_215356_000000332052_00187_24289_3099.N1	22-OCT-2006 21:53:56	Dark	33.000	29	Bet Car	1.6720	10200.	66	24289	No
213	GOM_NL__2PRFIN20061022_220459_000000322052_00187_24289_3100.N1	22-OCT-2006 22:04:59	Dark	31.500	143	Alp Hyi	2.8570	7200.0	63	24289	No
214	GOM_NL__2PRFIN20061022_220624_000000322052_00187_24289_3101.N1	22-OCT-2006 22:06:24	Dark	32.000	9	Alp Eri	0.45300	24000.	64	24289	No
215	GOM_NL__2PRFIN20061022_221750_000000392052_00187_24289_3102.N1	22-OCT-2006 22:17:50	Straylight	38.500	52	16Bet Cet	2.0370	4500.0	77	24289	No
216	GOM_NL__2PRFIN20061022_222721_000000302052_00187_24289_3103.N1	22-OCT-2006 22:27:21	Bright	29.500	140	88Gam Peg	2.8340	26000.	59	24289	No
217	GOM_NL__2PRFIN20061022_223115_000000312052_00187_24289_3104.N1	22-OCT-2006 22:31:15	Bright	30.500	58	21Alp And	2.0730	11000.	61	24289	No
218	GOM_NL__2PRFIN20061022_223318_000000322052_00187_24289_3105.N1	22-OCT-2006 22:33:18	Bright	31.500	53	43Bet And	2.0480	3300.0	63	24289	No
219	GOM_NL__2PRFIN20061022_223901_000000302052_00187_24289_3106.N1	22-OCT-2006 22:39:01	Bright	29.500	68	18Alp Cas	2.2250	4500.0	59	24289	No

220	GOM_NL__2PRFIN20061022_224019_000000322052_00187_24289_3107.N1	22-OCT-2006 22:40:19	Bright	31.500	76	27Gam Cas	2.3000	30000.	63	24289	No
221	GOM_NL__2PRFIN20061022_224813_000000272052_00187_24289_3108.N1	22-OCT-2006 22:48:13	Bright	26.500	49	1Alp UMi	1.9900	6300.0	53	24289	No
222	GOM_NL__2PRFIN20061022_225136_000000272052_00187_24289_3109.N1	22-OCT-2006 22:51:36	Bright	26.500	60	7Bet UMi	2.0810	3950.0	53	24289	No
223	GOM_NL__2PRFIN20061022_225628_000000322052_00187_24289_3110.N1	22-OCT-2006 22:56:28	Bright	32.000	36	50Alp UMa	1.8000	6300.0	64	24289	No
224	GOM_NL__2PRFIN20061022_225803_000000322052_00187_24289_3111.N1	22-OCT-2006 22:58:03	Bright	31.500	82	48Bet UMa	2.3650	10600.	63	24289	No
225	GOM_NL__2PRFIN20061022_230133_000000302052_00187_24289_3112.N1	22-OCT-2006 23:01:33	Bright	30.000	174	52Psi UMa	3.0040	4400.0	60	24289	No
226	GOM_NL__2PRFIN20061022_230830_000000302052_00187_24289_3113.N1	22-OCT-2006 23:08:30	Bright	29.500	96	68Del Leo	2.5600	9300.0	59	24289	No
227	GOM_NL__2PRFIN20061022_232806_000000322052_00187_24289_3114.N1	22-OCT-2006 23:28:06	Dark	32.000	113	Mu Vel	2.6920	5000.0	64	24289	No
228	GOM_NL__2PRFIN20061022_232941_000000362052_00187_24289_3115.N1	22-OCT-2006 23:29:41	Dark	36.000	65	Lam Vel	2.2040	4400.0	72	24289	No
229	GOM_NL__2PRFIN20061022_233237_000000412052_00188_24290_3098.N1	22-OCT-2006 23:32:37	Dark	41.000	46	Del Vel	1.9540	10600.	82	24290	No
230	GOM_NL__2PRFIN20061022_233432_000000342052_00188_24290_3099.N1	22-OCT-2006 23:34:32	Dark	33.500	29	Bet Car	1.6720	10200.	67	24290	No
231	GOM_NL__2PRFIN20061022_234535_000000322052_00188_24290_3100.N1	22-OCT-2006 23:45:35	Dark	32.000	143	Alp Hyi	2.8570	7200.0	64	24290	No
232	GOM_NL__2PRFIN20061022_234700_000000372052_00188_24290_3101.N1	22-OCT-2006 23:47:00	Dark	36.500	9	Alp Eri	0.45300	24000.	73	24290	No
233	GOM_NL__2PRFIN20061022_235827_000000382052_00188_24290_3102.N1	22-OCT-2006 23:58:27	Straylight	37.500	52	16Bet Cet	2.0370	4500.0	75	24290	No

### 3. Quality information per product

In this section it is plotted some information contained in the Quality Summary data set of the level 2 products. Only products in dark limb conditions and without errors (error flag in the MPH set to "0") are used.

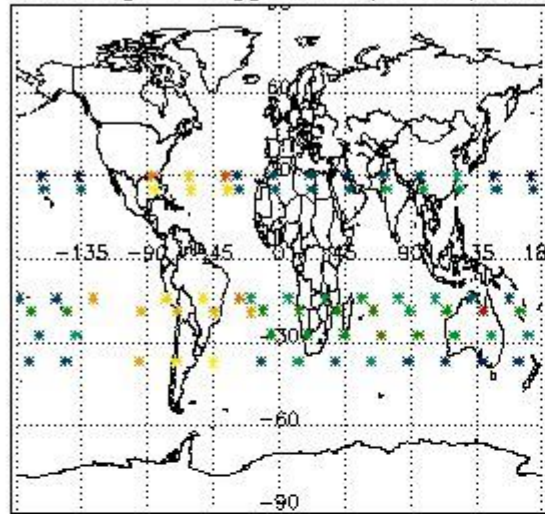
#### 3.1 Plot quality information per product (time dependant)



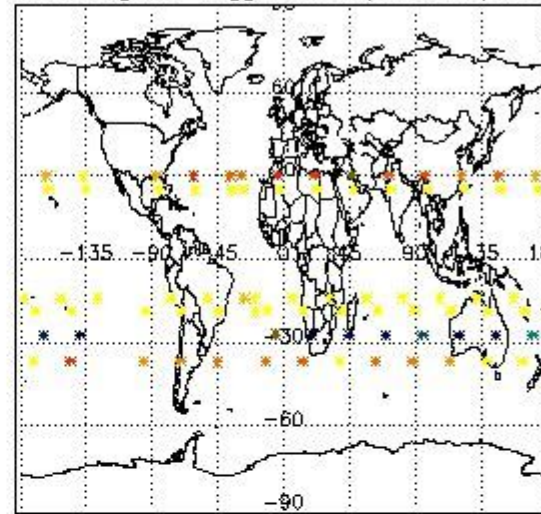
#### 3.2 Plot quality information per product (world map)



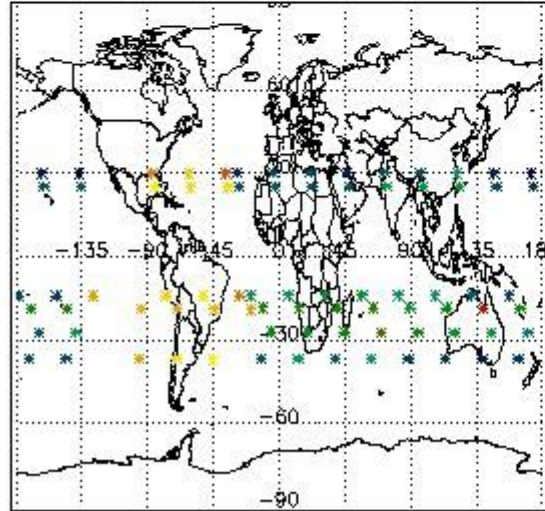
Percentage of flagged data per O3 profile




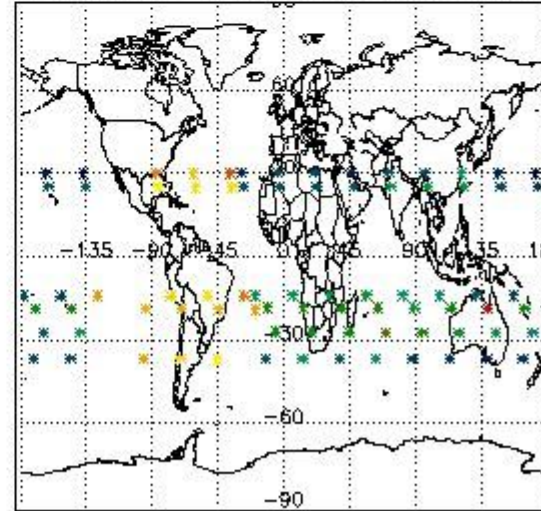
Percentage of flagged data per H2O profile



Percentage of flagged data per NO2 profile



Percentage of flagged data per NO3 profile



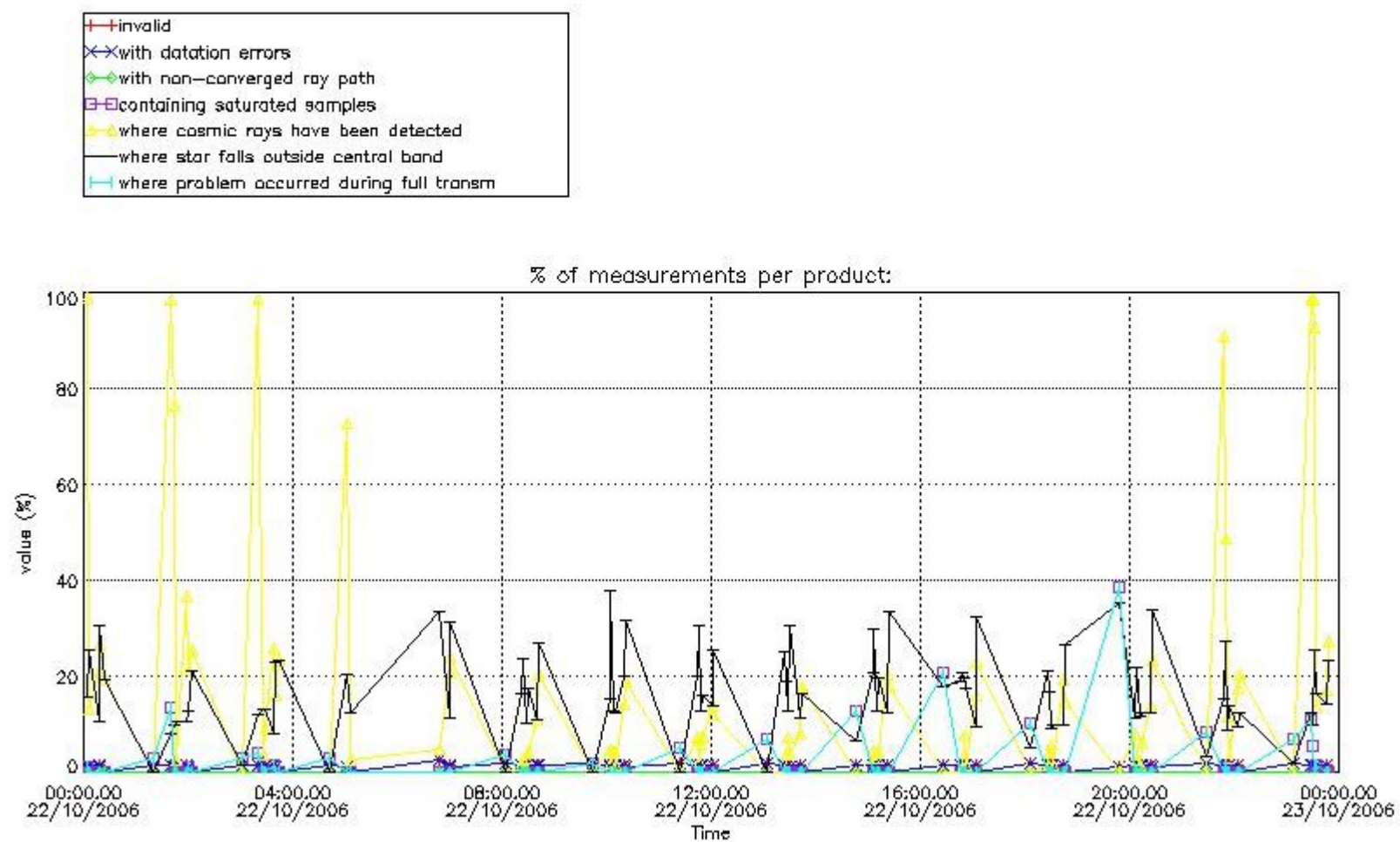
#### 4. Level 1 quality information per product

In this section it is plotted some information contained in the Quality Summary data set of the level 2 products that comes from the level 1b processing. Products without errors (error flag in the MPH set to "0") are used.

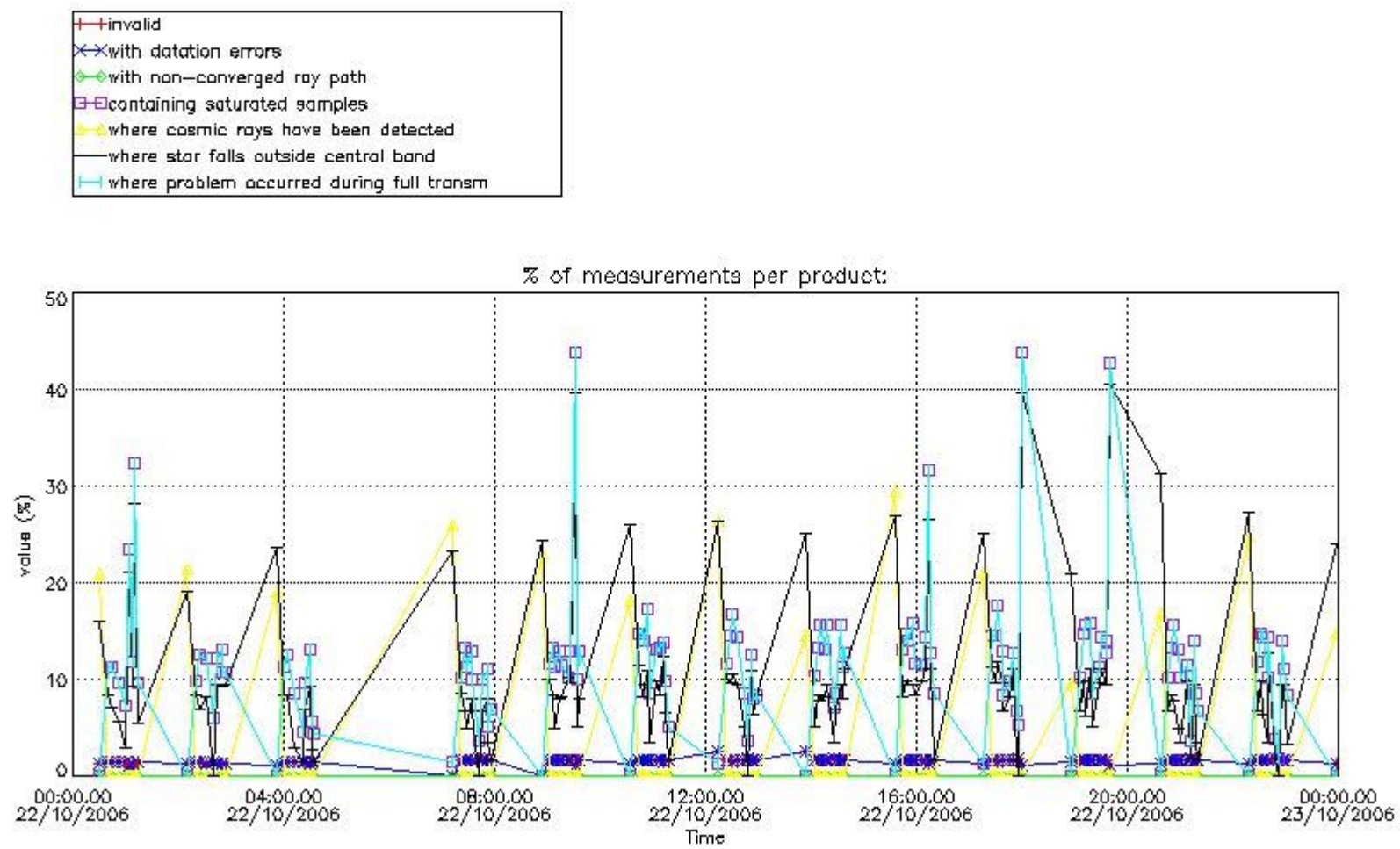
##### 4.1 Plot quality information per product (time dependant) coming from level 1b processing

###### 4.1.1 Plot level 1 quality information per product (time dependant): ENVISAT ASCENDING passes





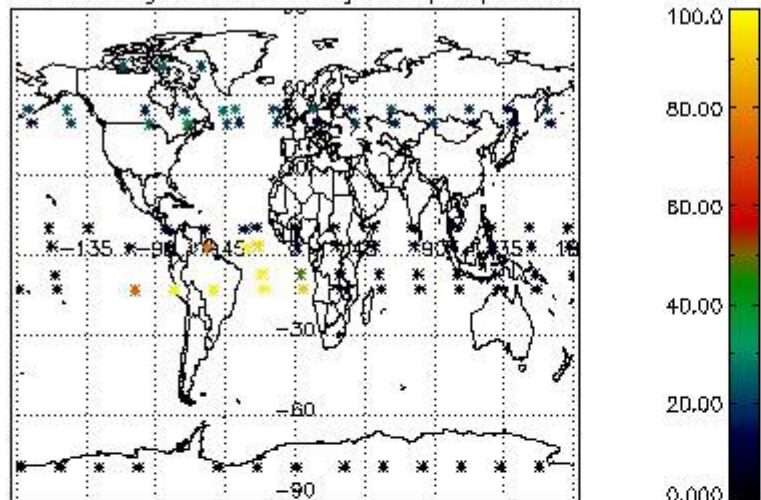
4.1.2 Plot level 1 quality information per product (time dependant): ENVI SAT DESCENDING passes



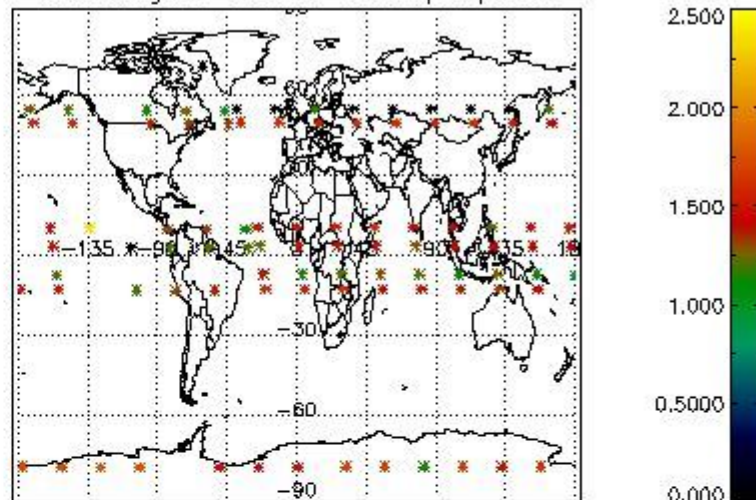
4.2 Plot quality information per product coming from level 1b processing (world map)

4.2.1 Plot level 1 quality information per product (world map): ENVISAT ASCENDING passes

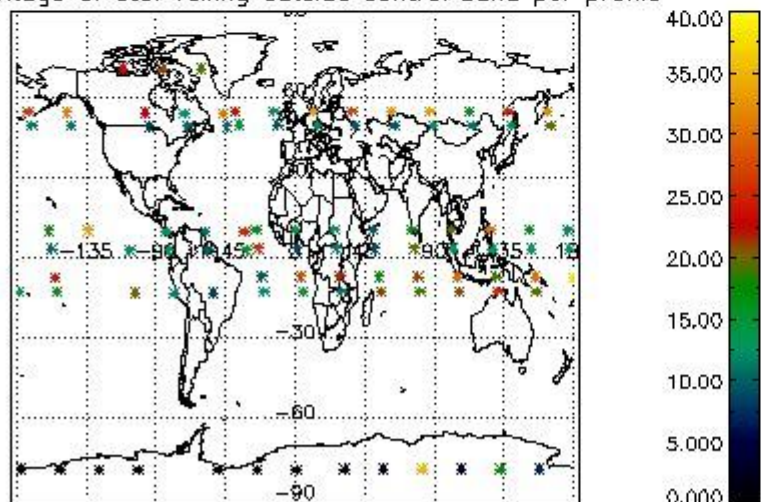
Percentage of cosmic ray hits per profile



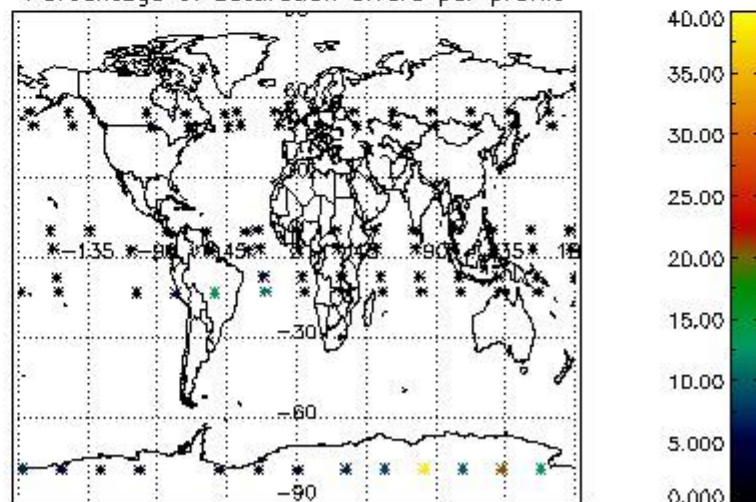
Percentage of datation errors per profile



Percentage of star falling outside central band per profile

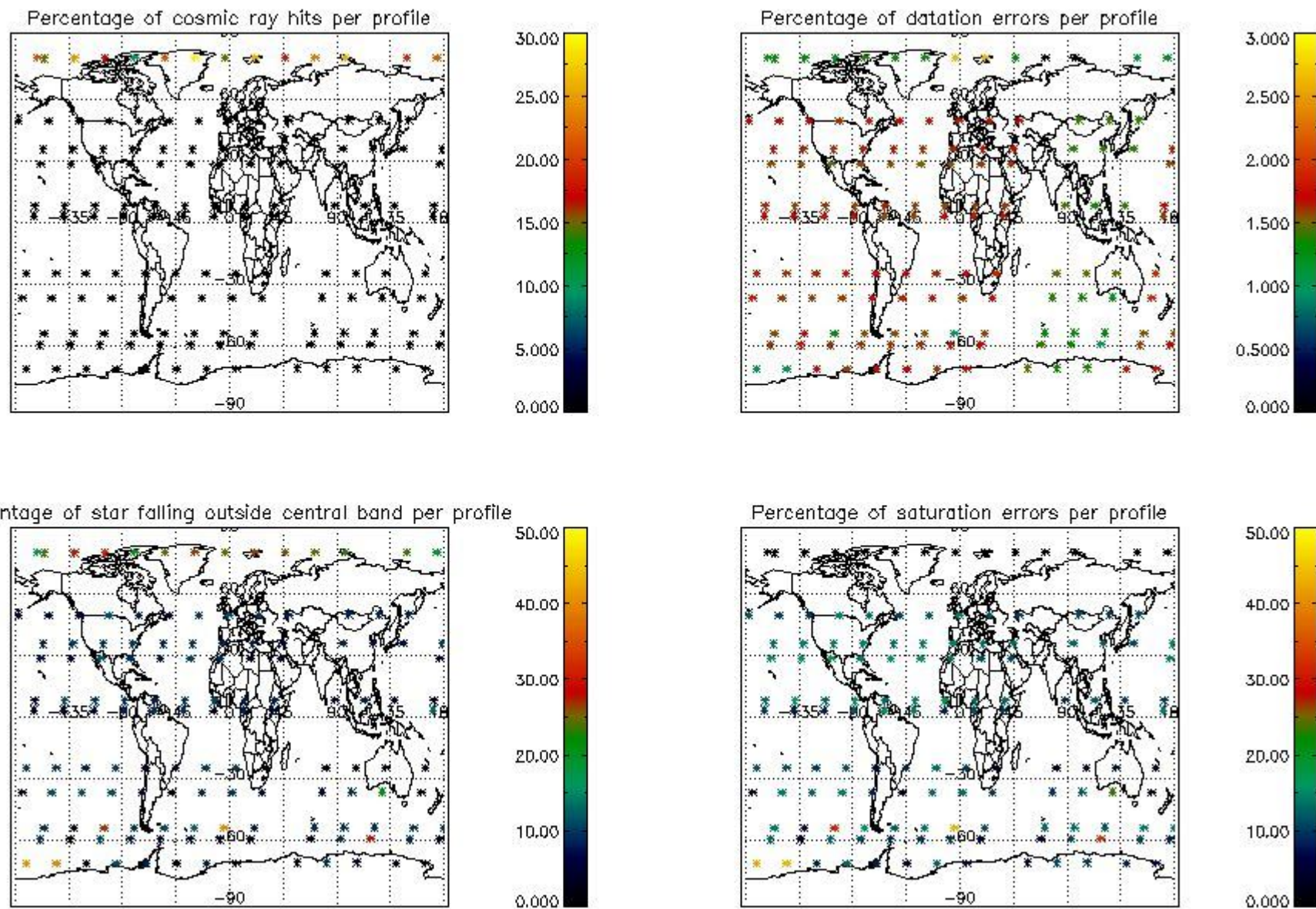


Percentage of saturation errors per profile



4.2.2 Plot level 1 quality information per product (world map): ENVISAT DESCENDING passes





## 5. Trace gas profiles

### 5.1 Ozone statistics based on quality of products

The final quality of the products can be "measured" using the STD (Standard Deviation) attached to every point profile. This information is written to the parameter GOM\_NL\_\_2P/NL\_LOCAL\_SPECIES\_DENSITY/o3\_std of the level 2 products. The table below shows the statistics for given STD ranges.

The statistics are given with respect to the overall valid production:

- Products without fatal errors: GOM\_NL\_\_2P/MPH/PRODUCT\_ERR=0
- Valid point profile: GOM\_NL\_\_2P/NL\_LOCAL\_SPECIES\_DENSITY/pcd(0)=0

The 'Criteria' is applied to valid points of dark limb products:

- Products in dark limb illumination condition: GOM\_NL\_\_2P/NL\_SUMMARY\_QUALITY/obs\_ill\_cond=0
- Products without fatal errors: GOM\_NL\_\_2P/MPH/PRODUCT\_ERR=0
- Valid point profile: GOM\_NL\_\_2P/NL\_LOCAL\_SPECIES\_DENSITY/pcd(0)=0

So, the table below shows the percentage of dark limb and valid observations for each criteria with respect to the overall valid daily observations.

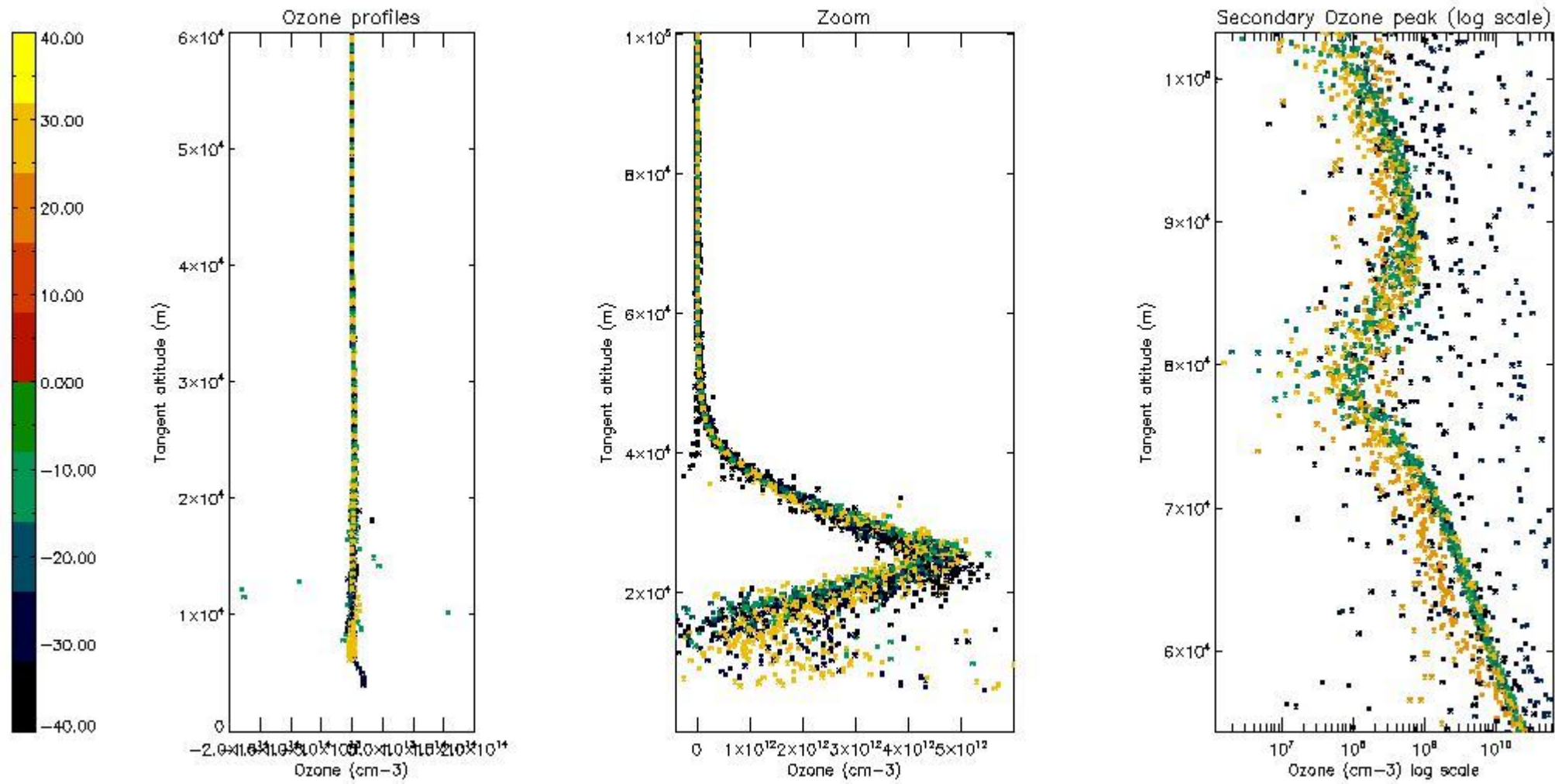
Criteria	% of total production
All STD	37
STD < 20	20



STD < 10	14
STD < 5	9

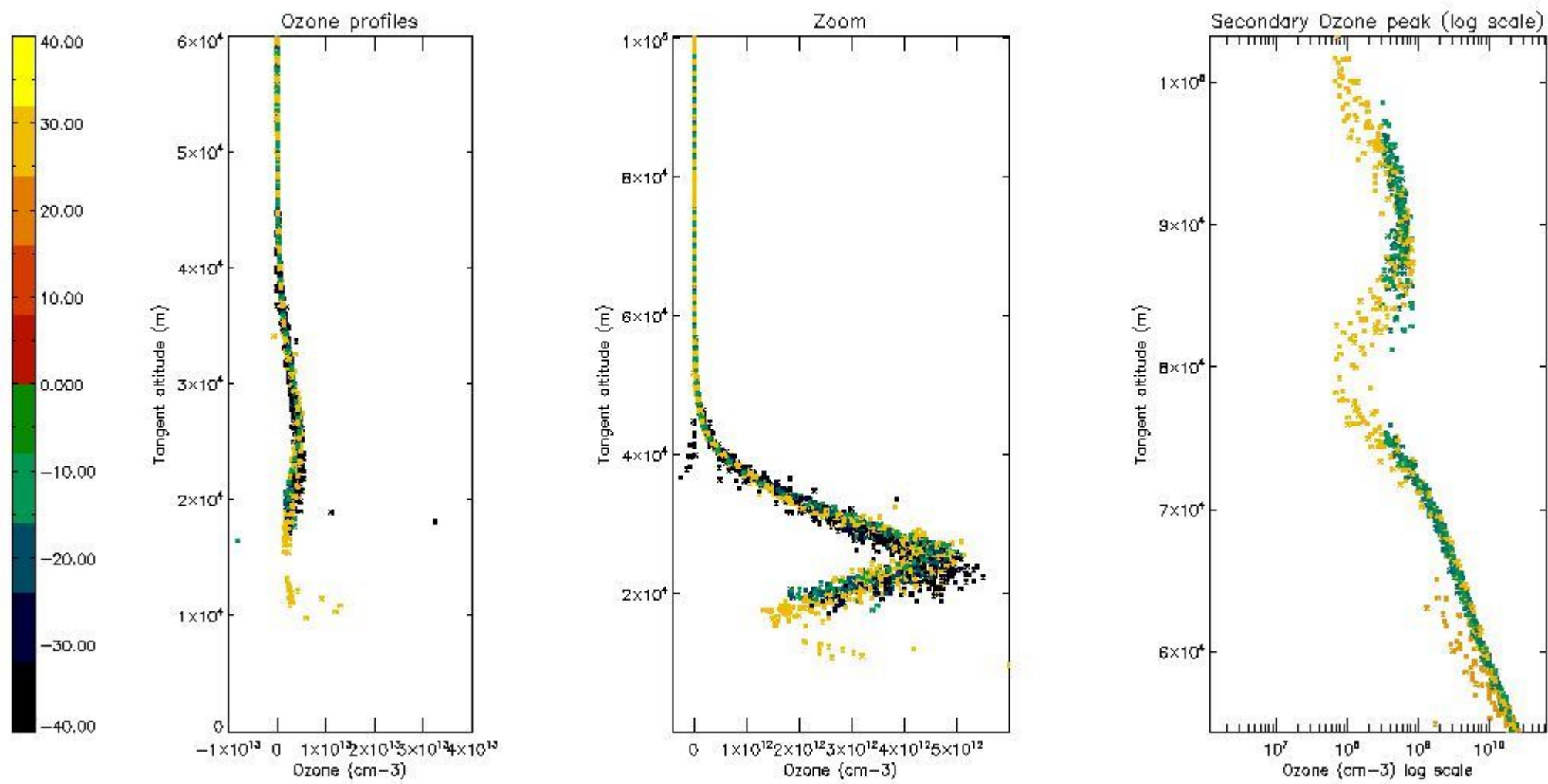
5.2 Plot ozone profiles for all STD (dark without errors)

The colorbar represents the latitude.



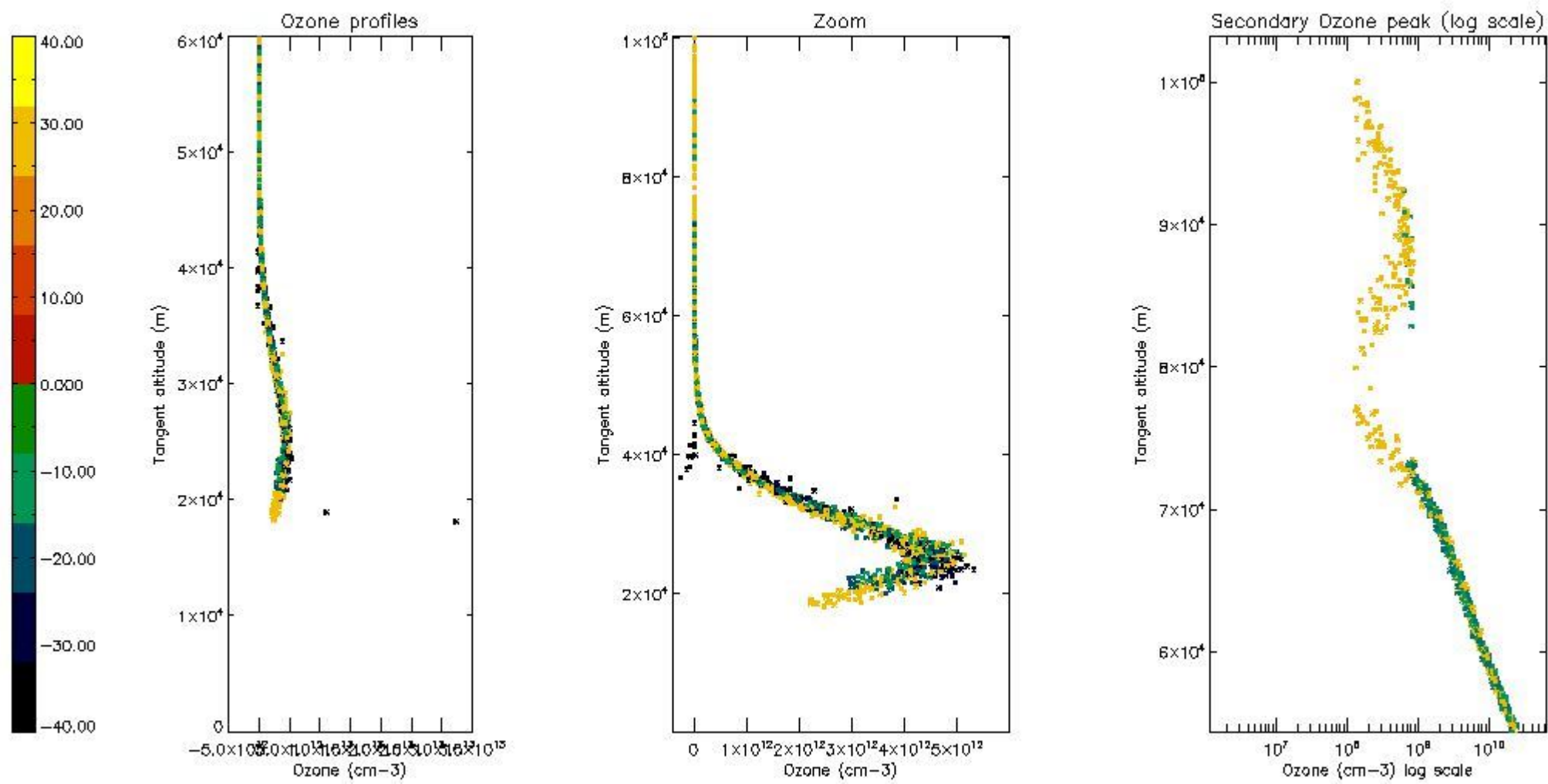
5.3 Plot ozone profiles where STD < 20% (dark without errors)

The colorbar represents the latitude.



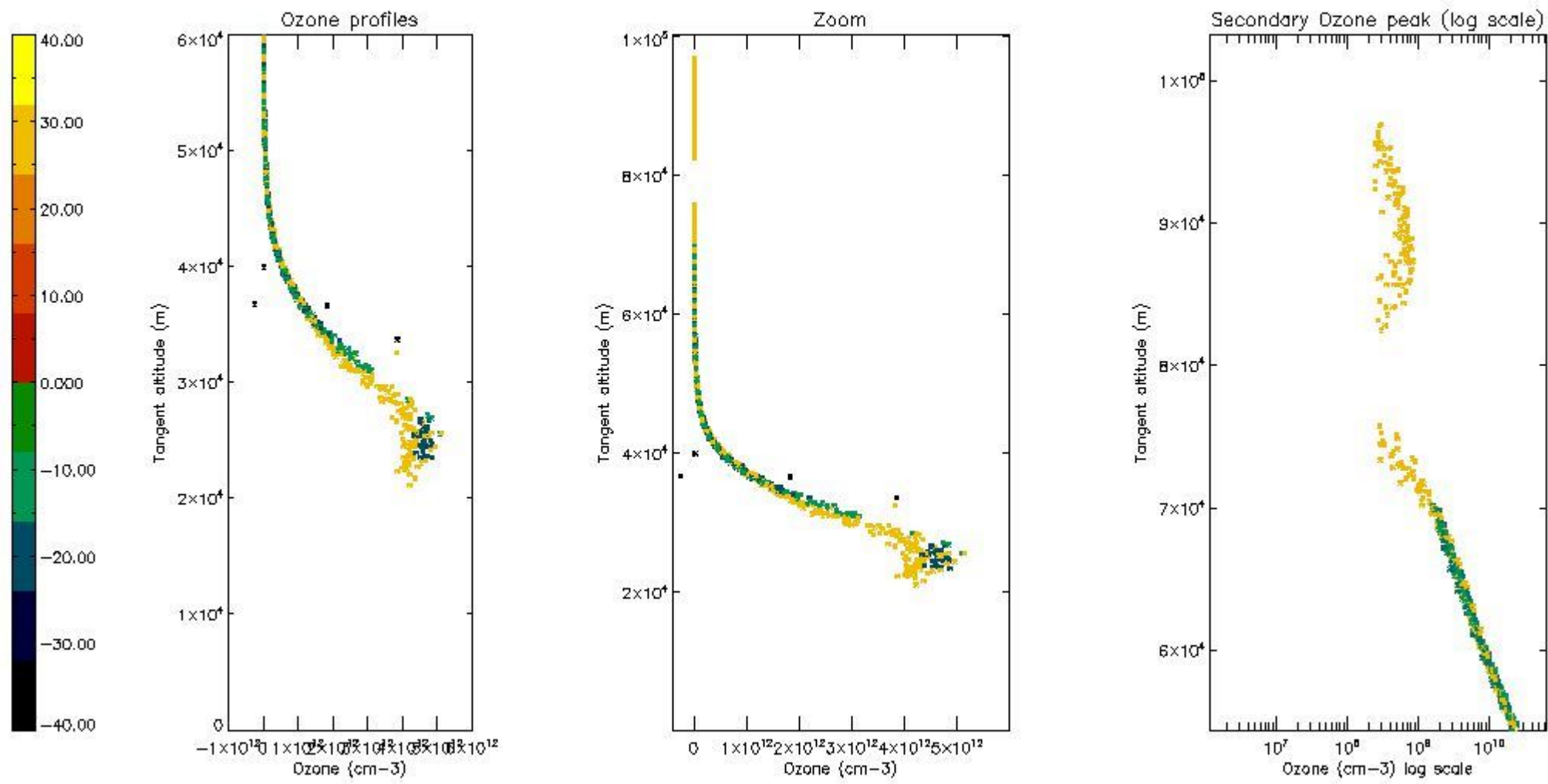
*5.4 Plot ozone profiles where  $STD < 10\%$  (dark without errors)*

The colorbar represents the latitude.



*5.5 Plot ozone profiles where STD < 5% (dark without errors)*

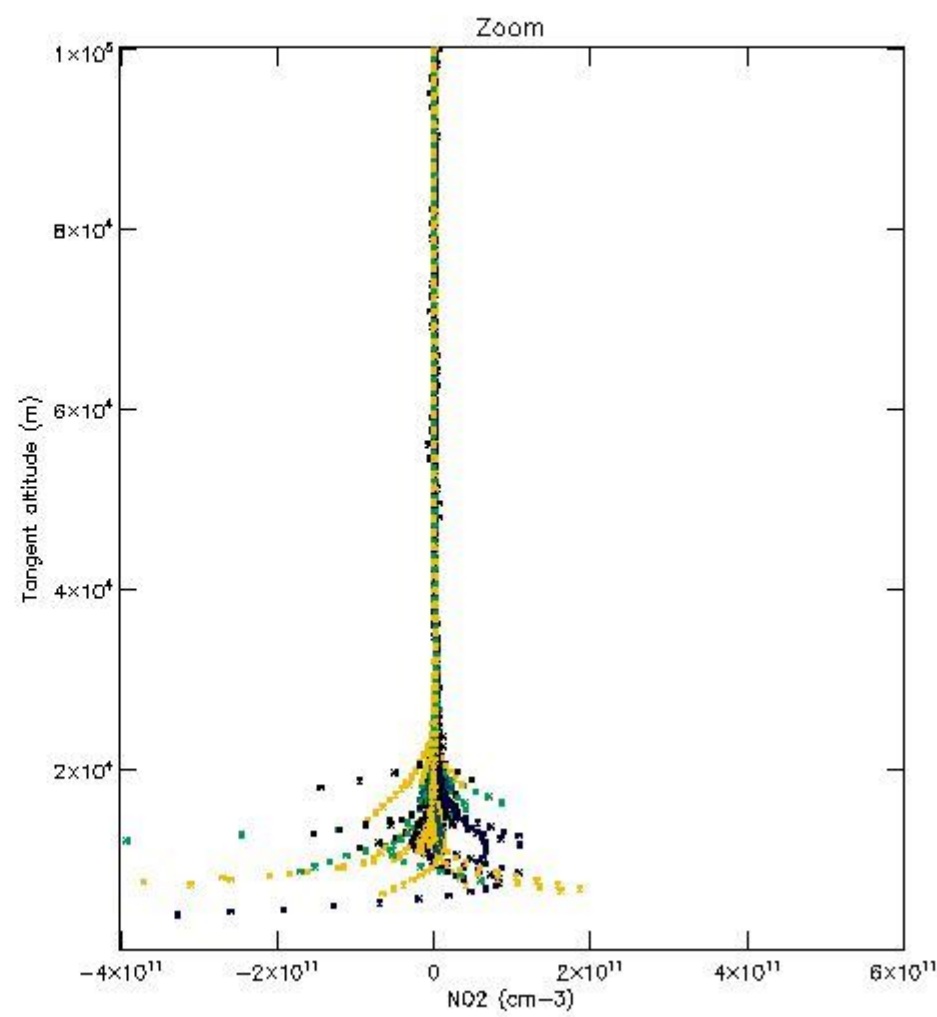
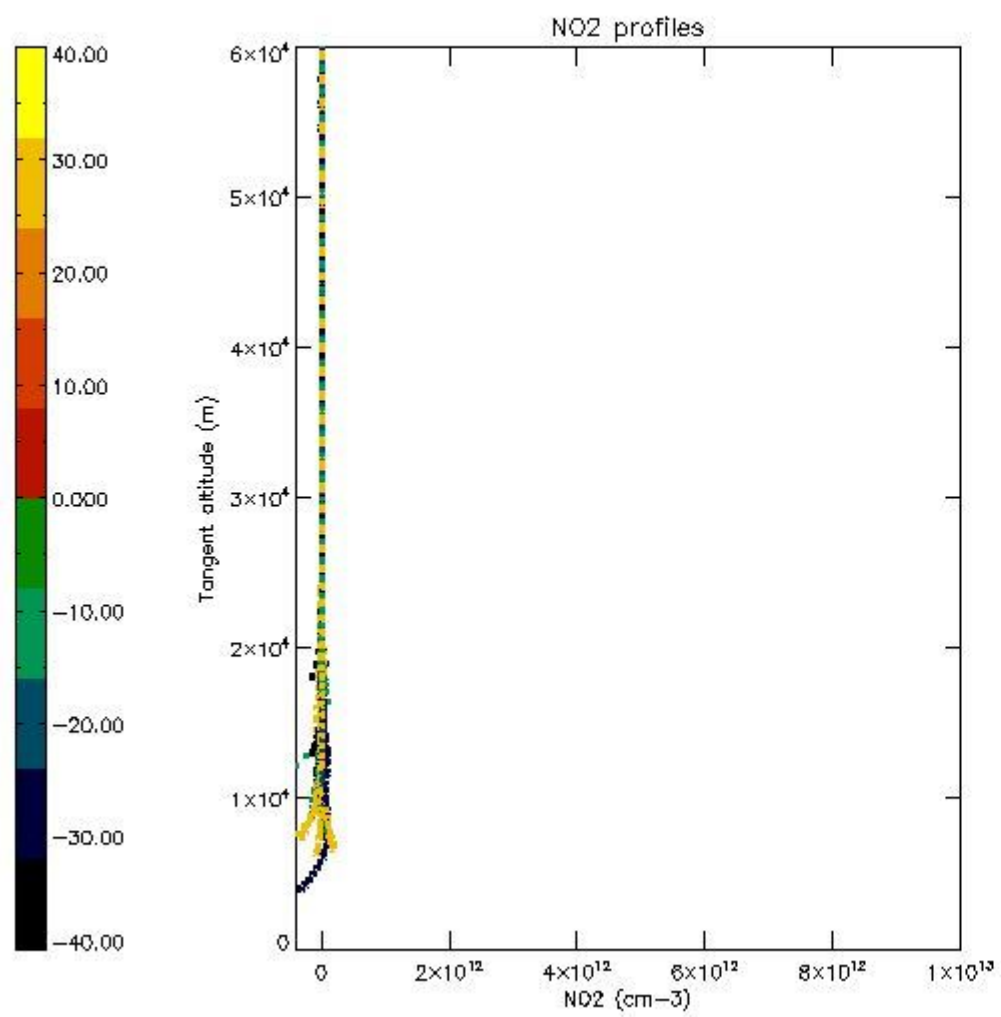
The colorbar represents the latitude.



*5.6 Plot NO<sub>2</sub> profiles for all STD (dark without errors)*

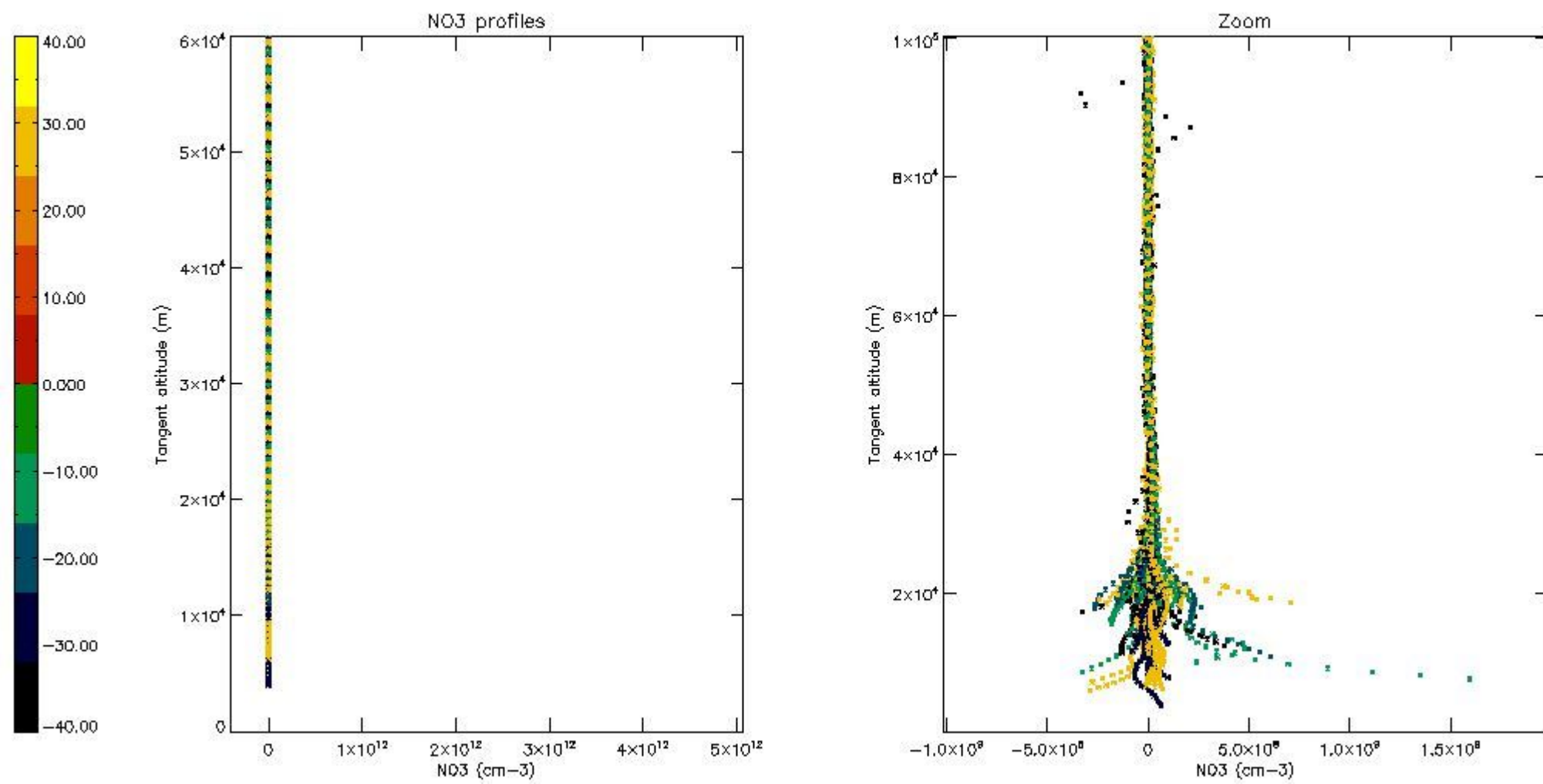
The colorbar represents the latitude.





*5.7 Plot NO3 profiles for all STD (dark without errors)*

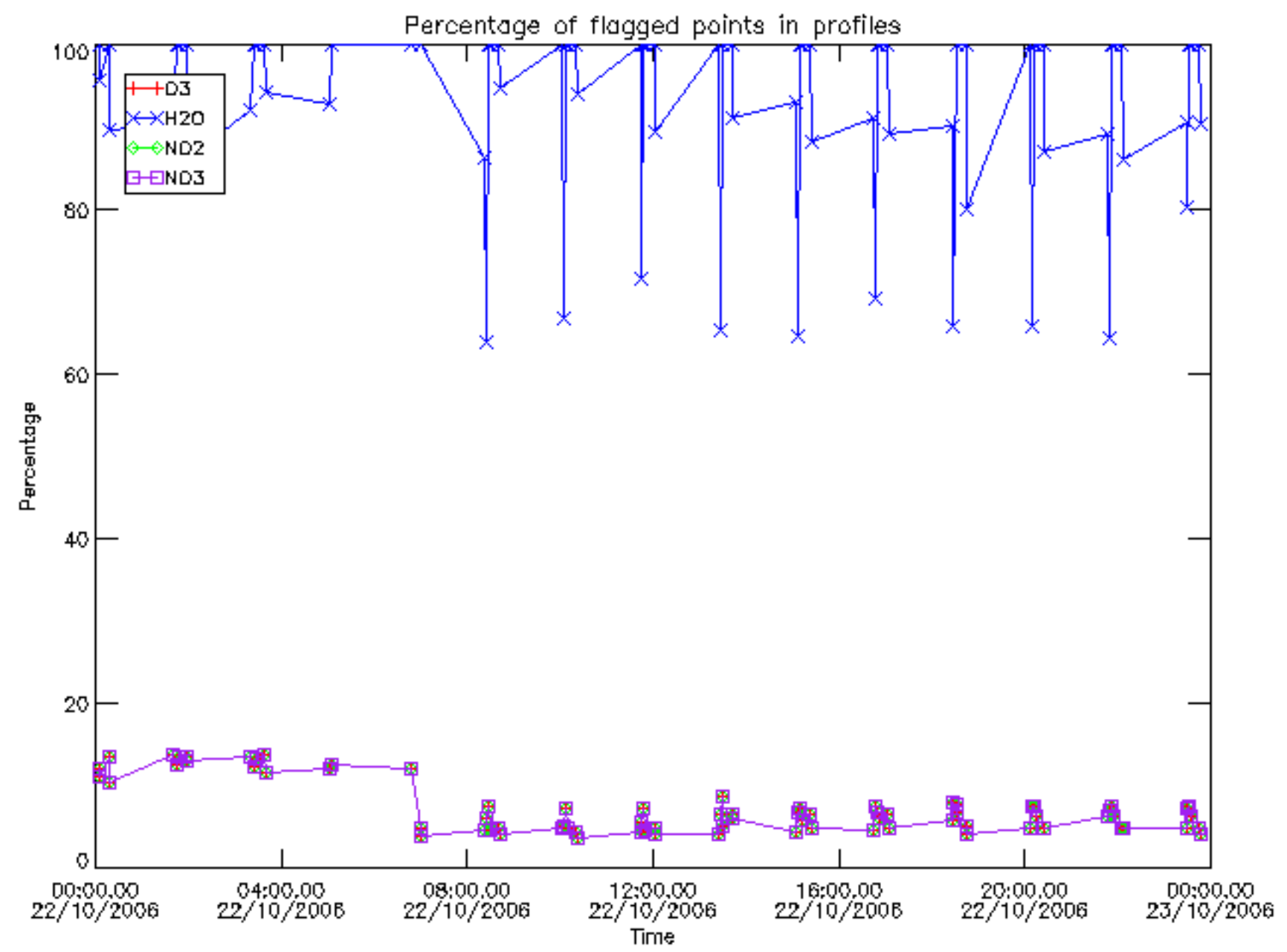
The colorbar represents the latitude.



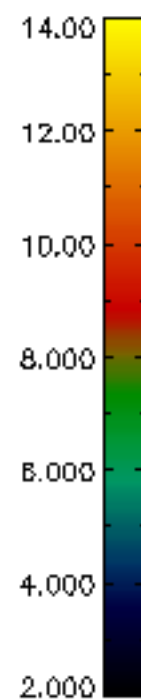
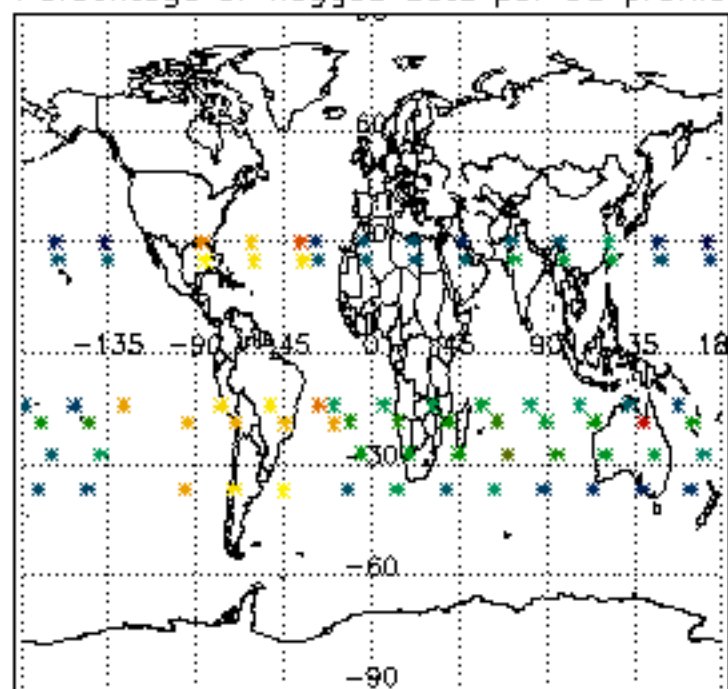
## 6. Auxiliary Data Files used for the production reported in section 2

The number reported in the third column indicates since which file (see list in section 2) the corresponding auxiliary file has been used. The fourth column is the date of those product files.

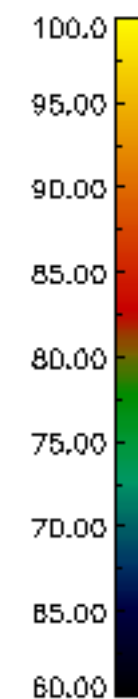
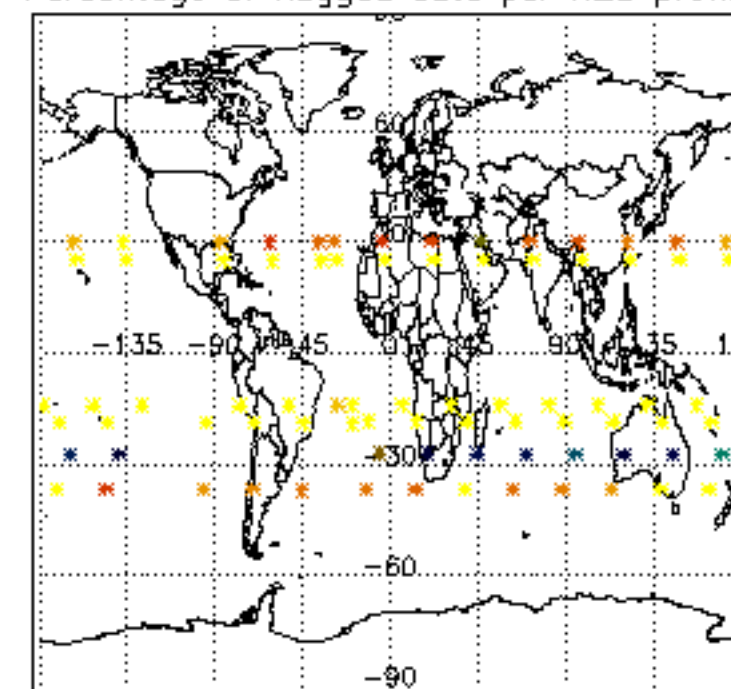
Type	Auxiliary Filename	Used since product	Used since product date
INST_PHYS_CHARACTERISTICS	GOM_INS_AXVIEC20091111_143220_20030716_120000_20500101_000000	1	22-OCT-2006 00:04:00
LEVEL-2_PROC_CONFIG	GOM_PR2_AXVIEC20091111_152718_20020301_000000_20500101_000000	1	22-OCT-2006 00:04:00
CROSS_SECTIONS_FILE	GOM_CRS_AXVIEC20091111_154832_20020301_000000_20500101_000000	1	22-OCT-2006 00:04:00



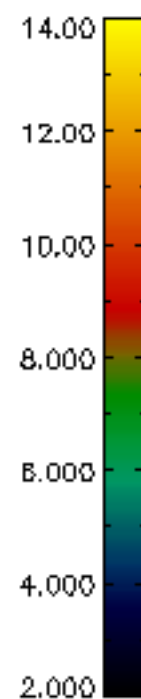
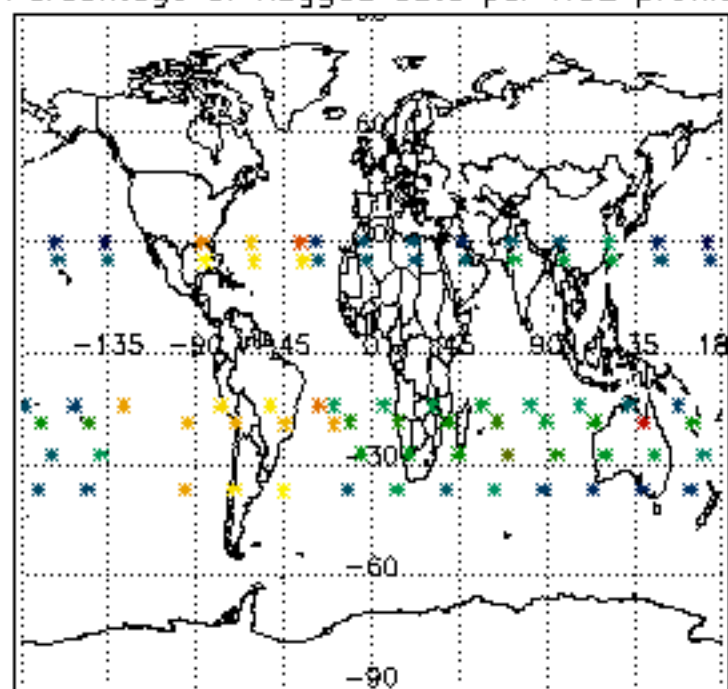
Percentage of flagged data per D3 profile



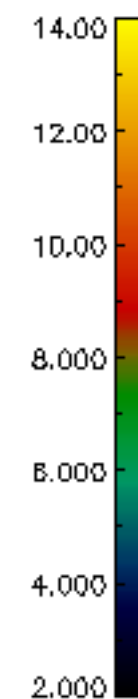
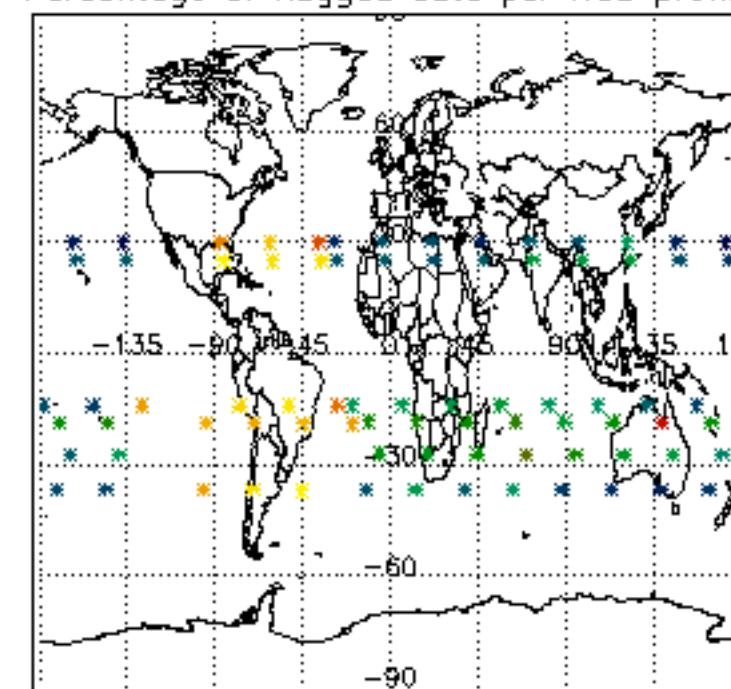
Percentage of flagged data per H2O profile



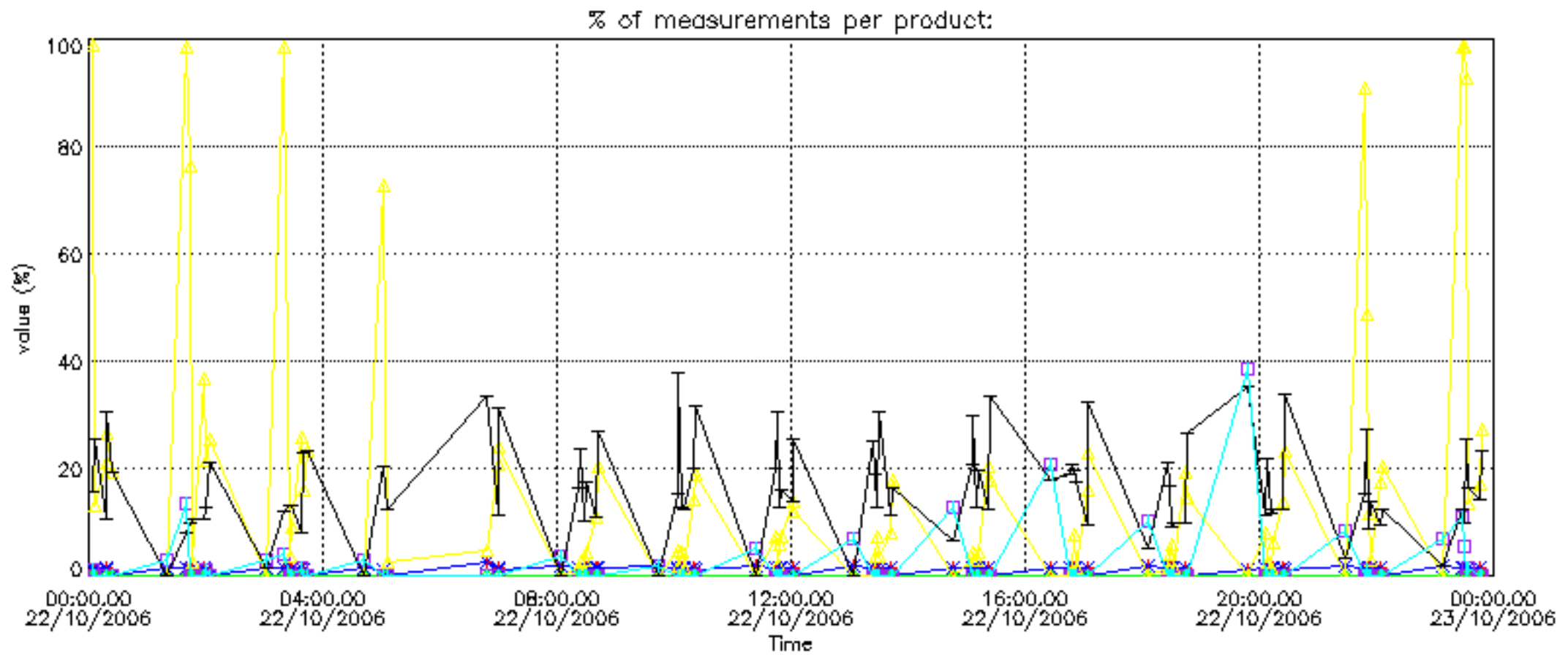
Percentage of flagged data per NO2 profile

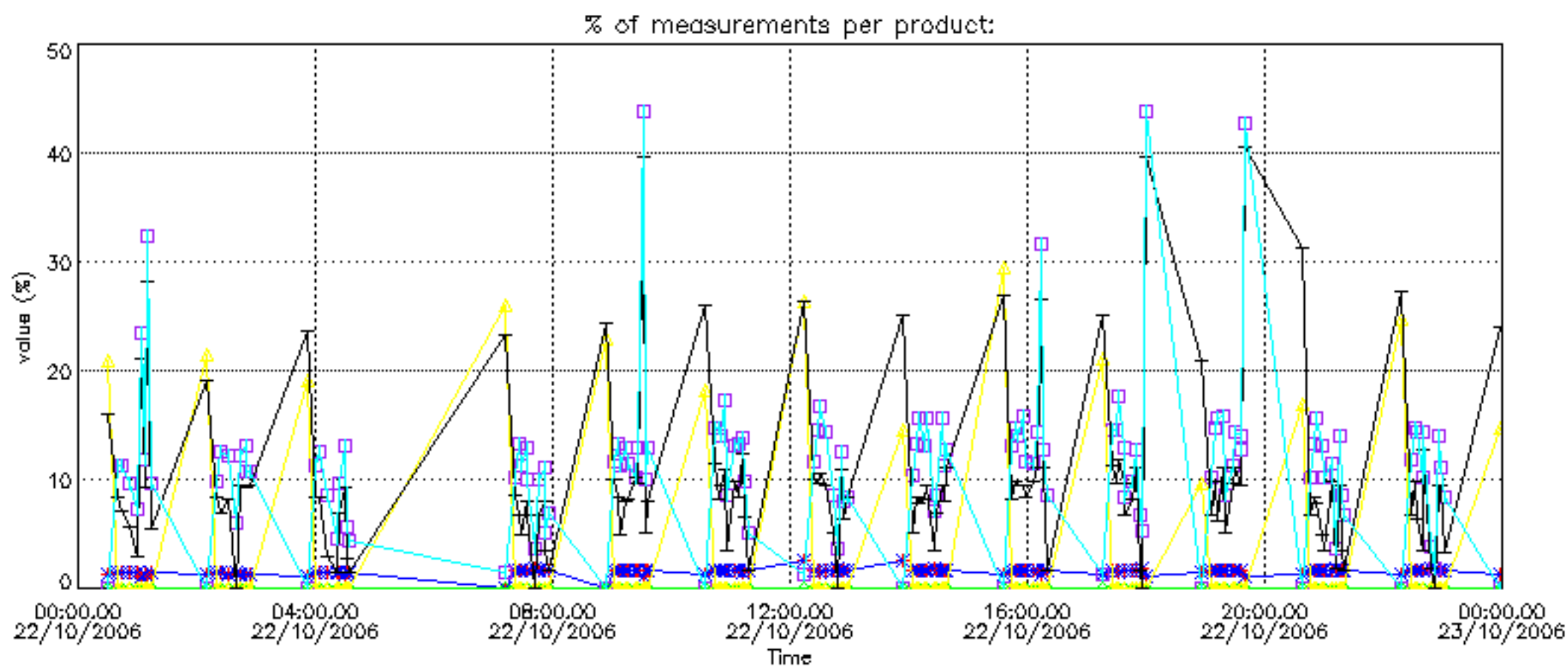


Percentage of flagged data per NO3 profile

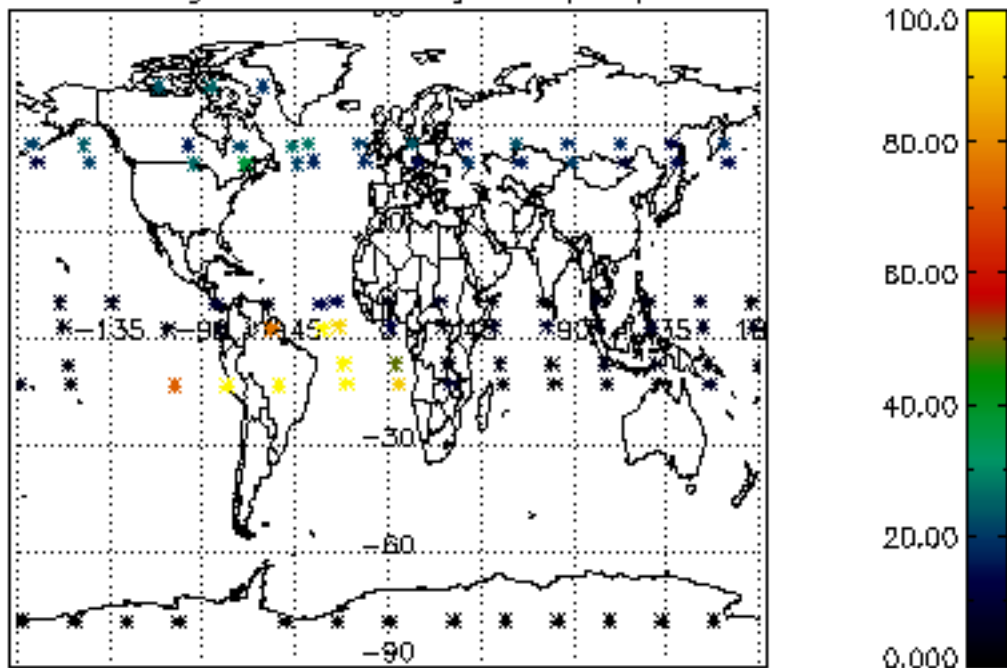




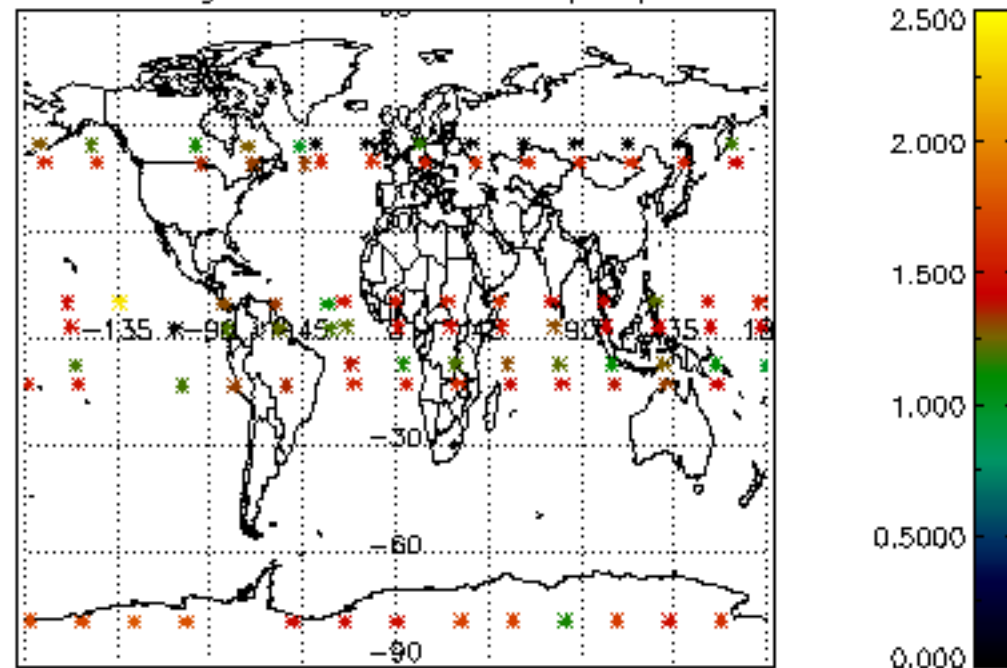




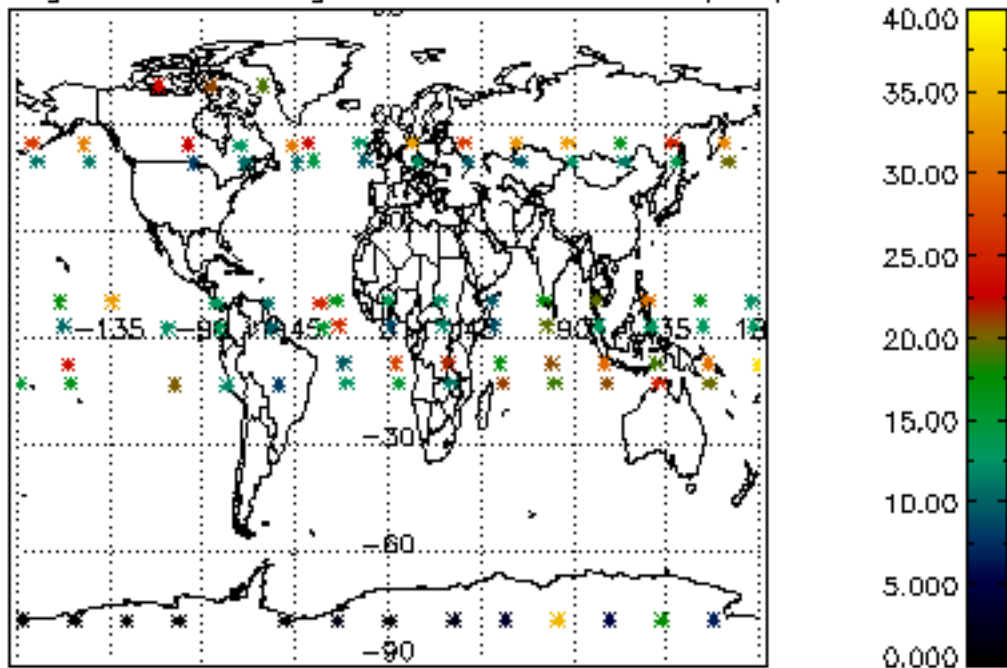
Percentage of cosmic ray hits per profile



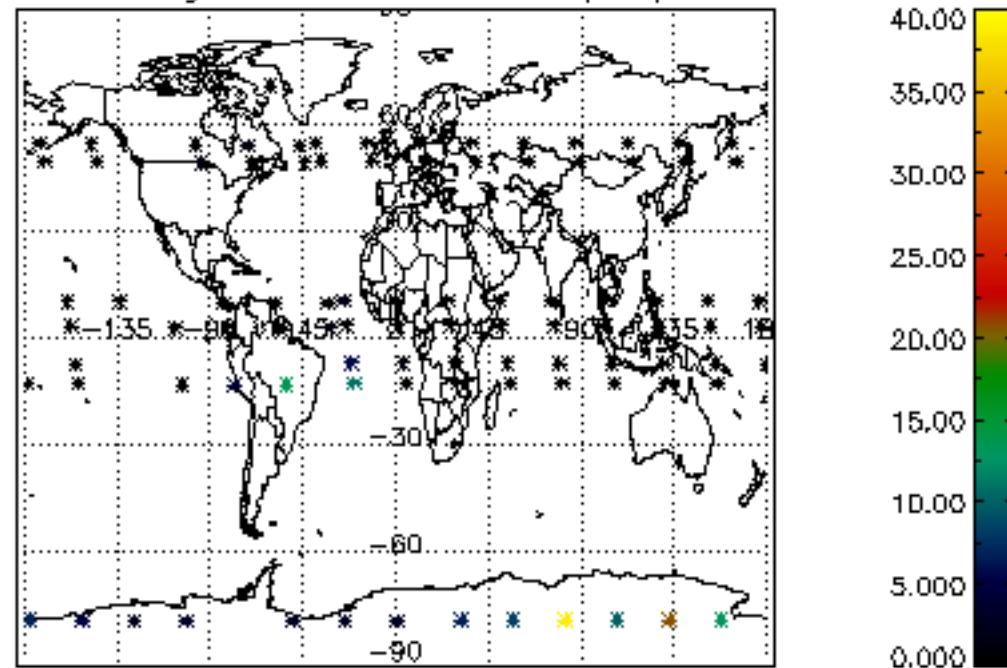
Percentage of datation errors per profile



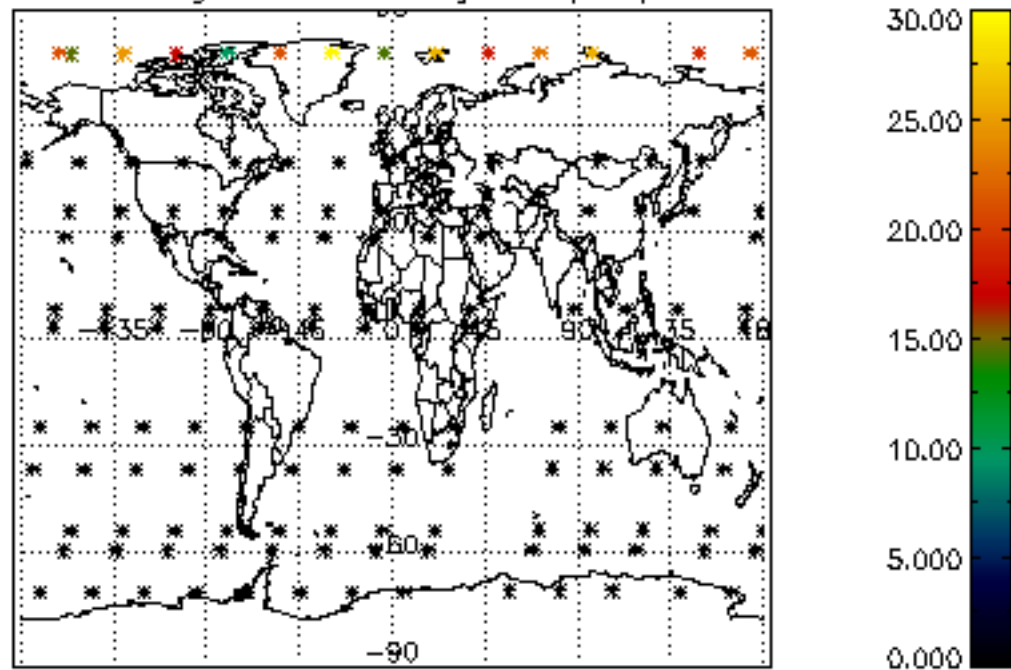
Percentage of star falling outside central band per profile



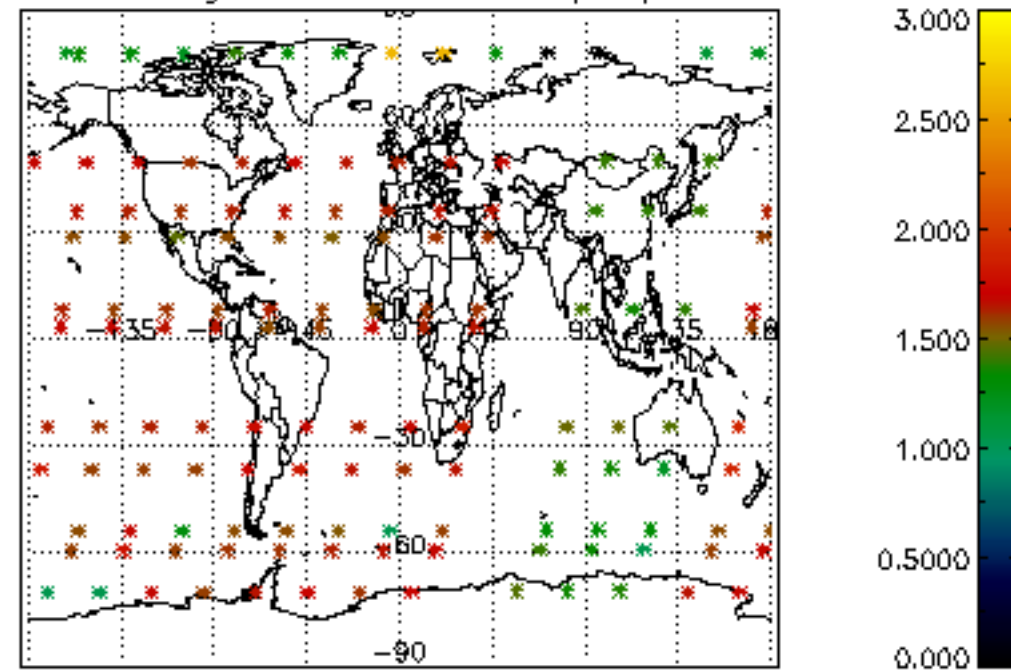
Percentage of saturation errors per profile



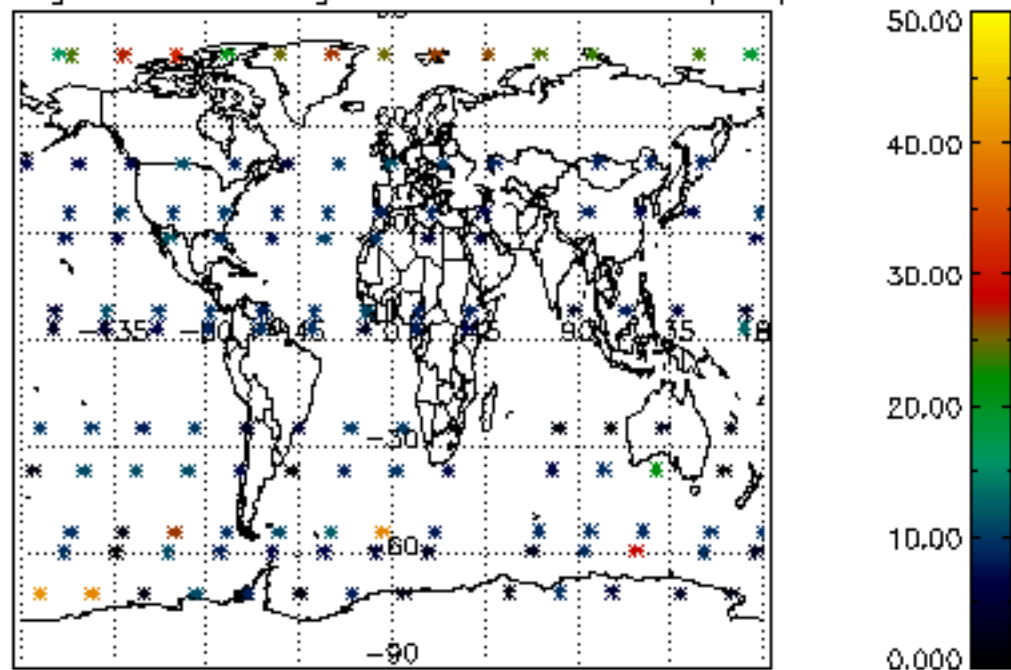
Percentage of cosmic ray hits per profile



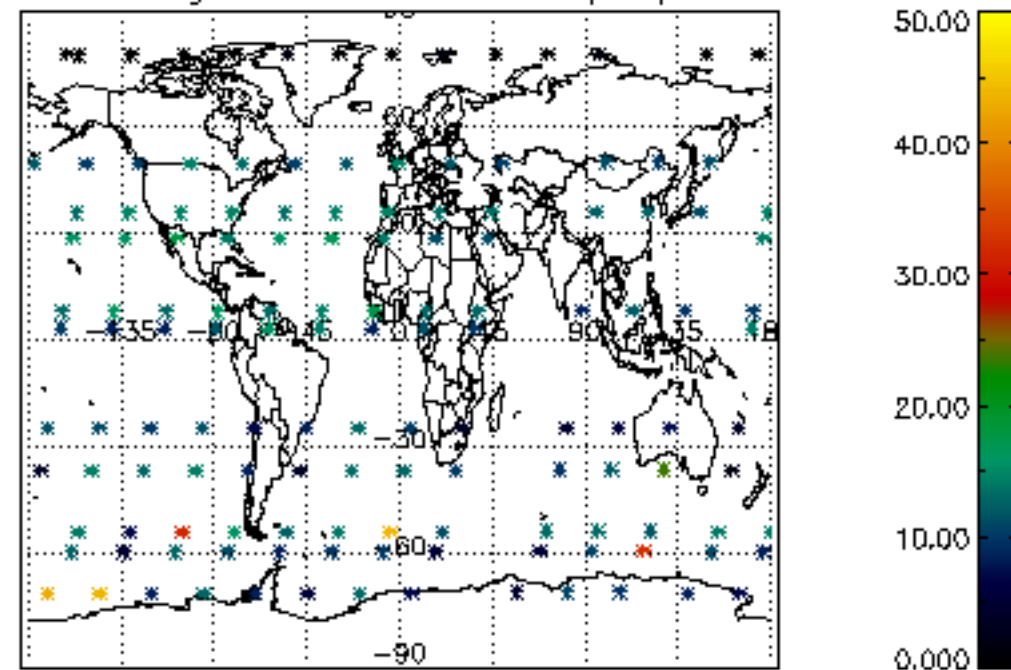
Percentage of datation errors per profile



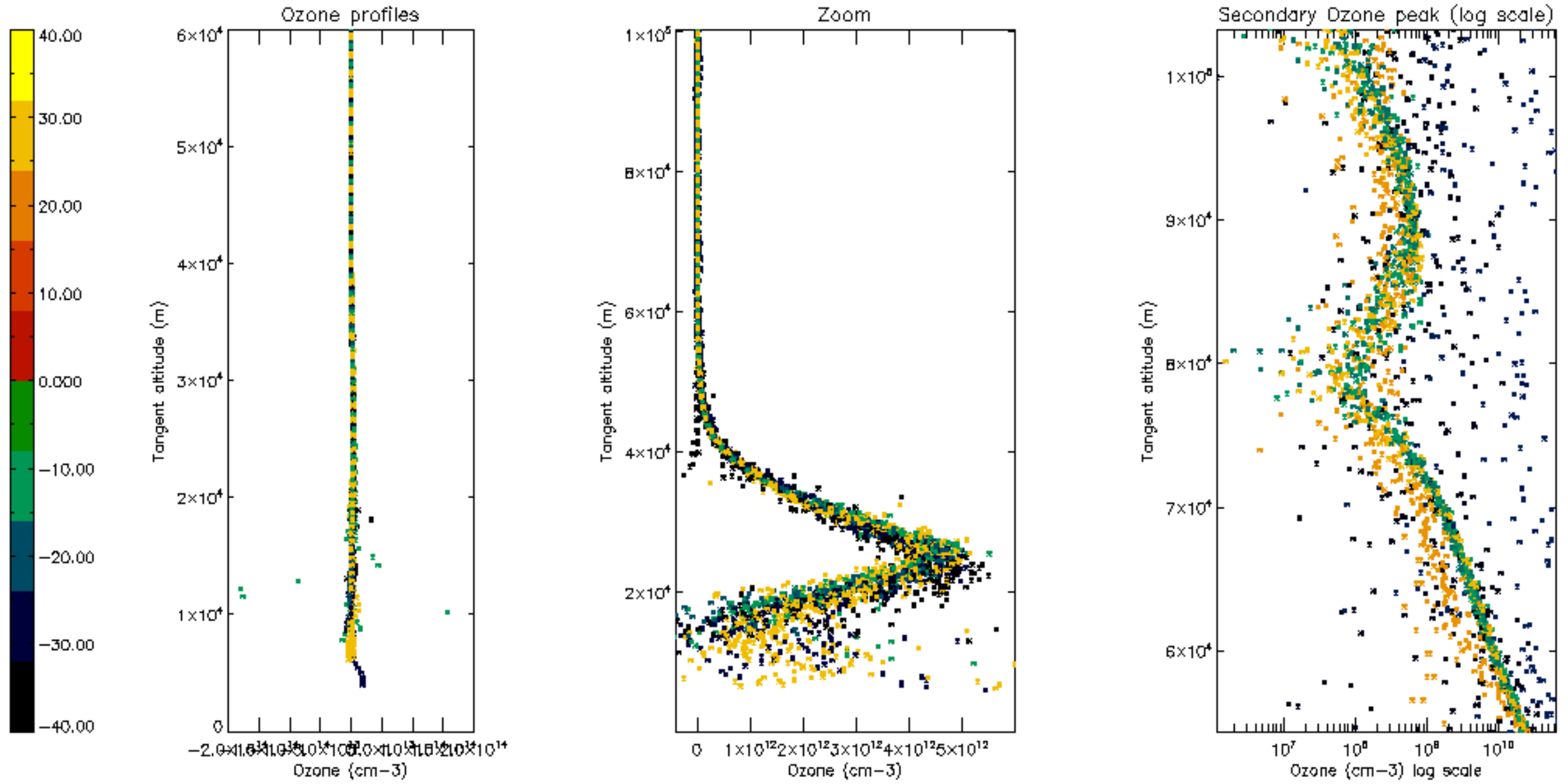
Percentage of star falling outside central band per profile

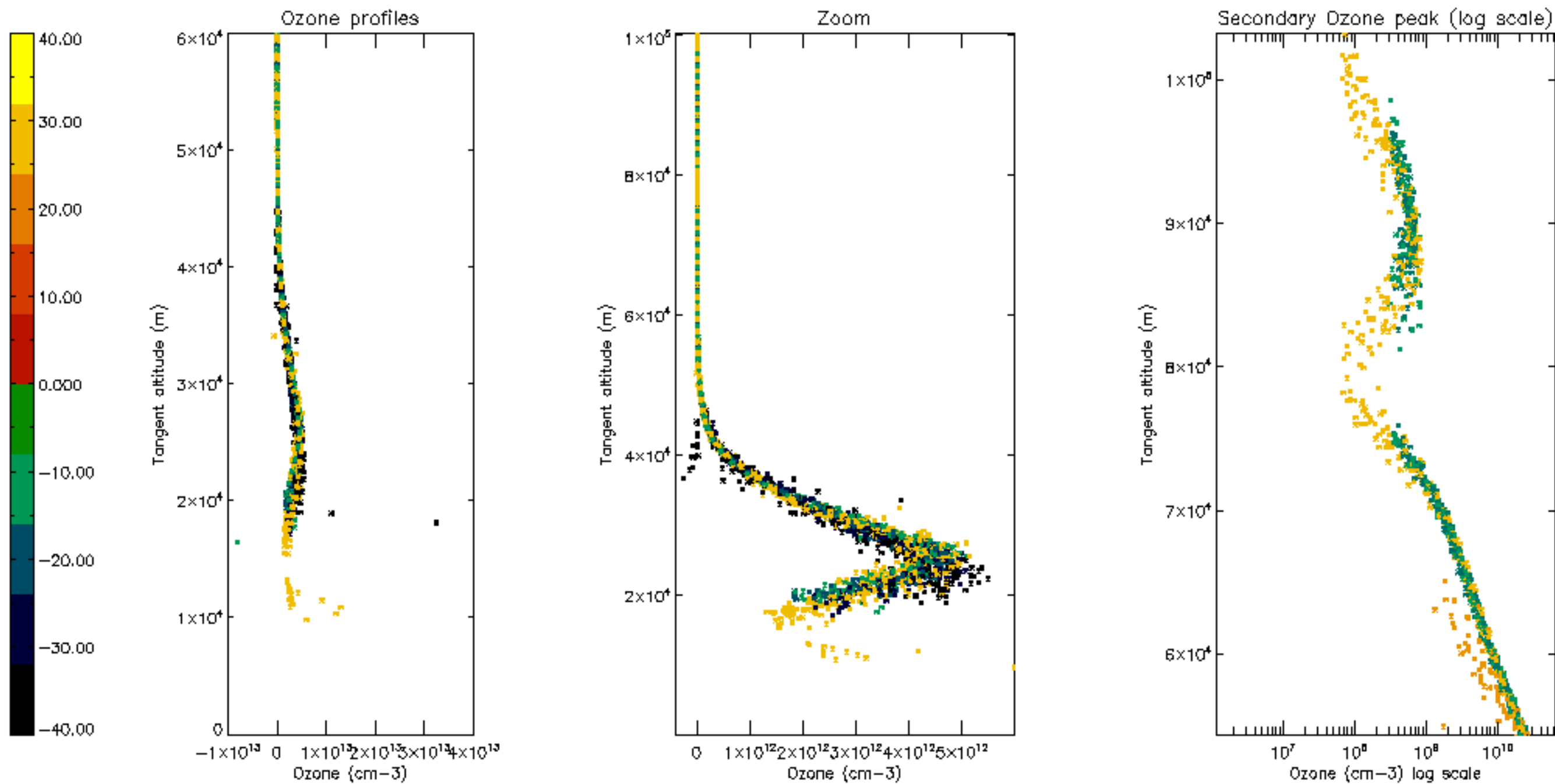


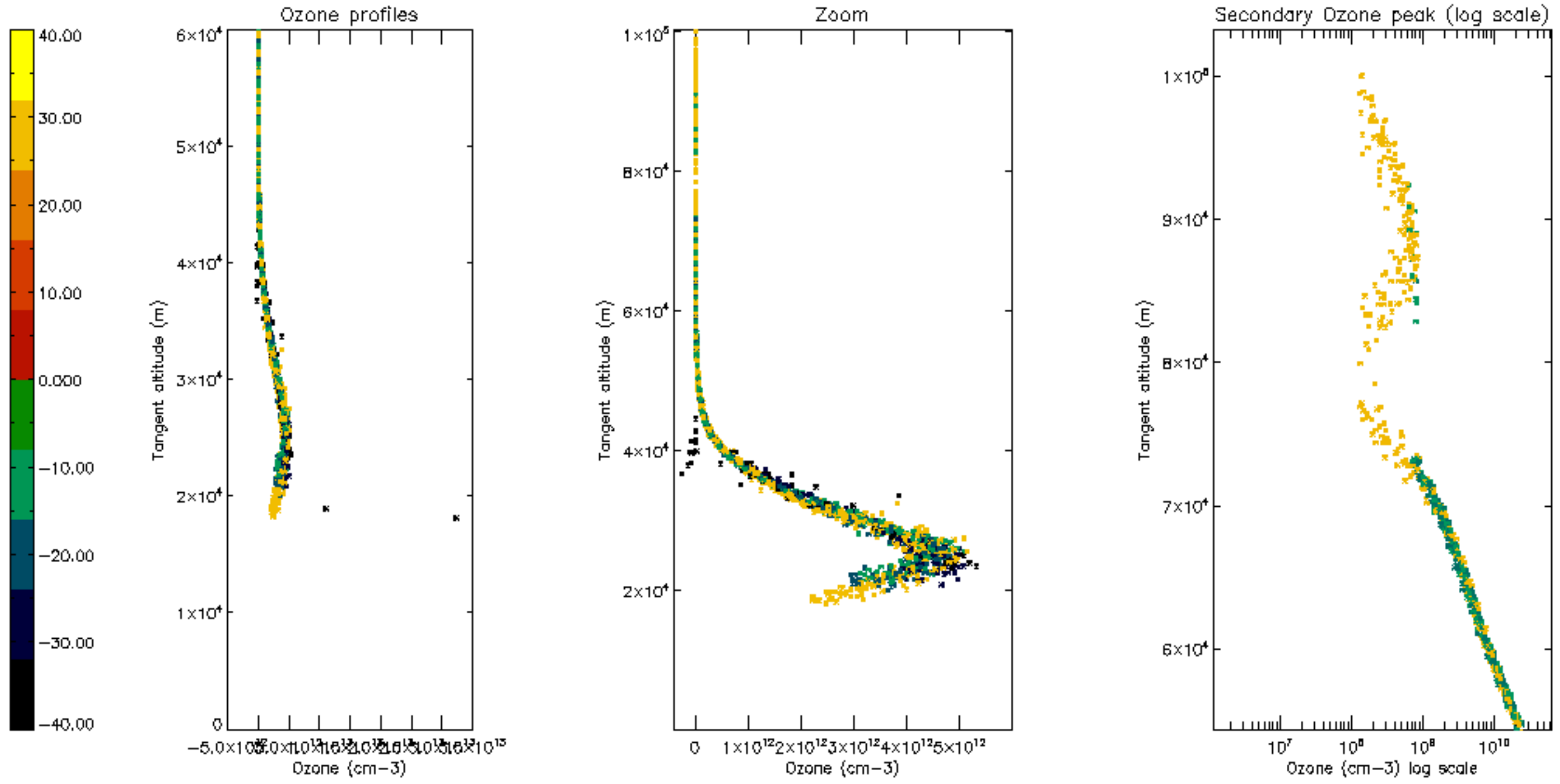
Percentage of saturation errors per profile

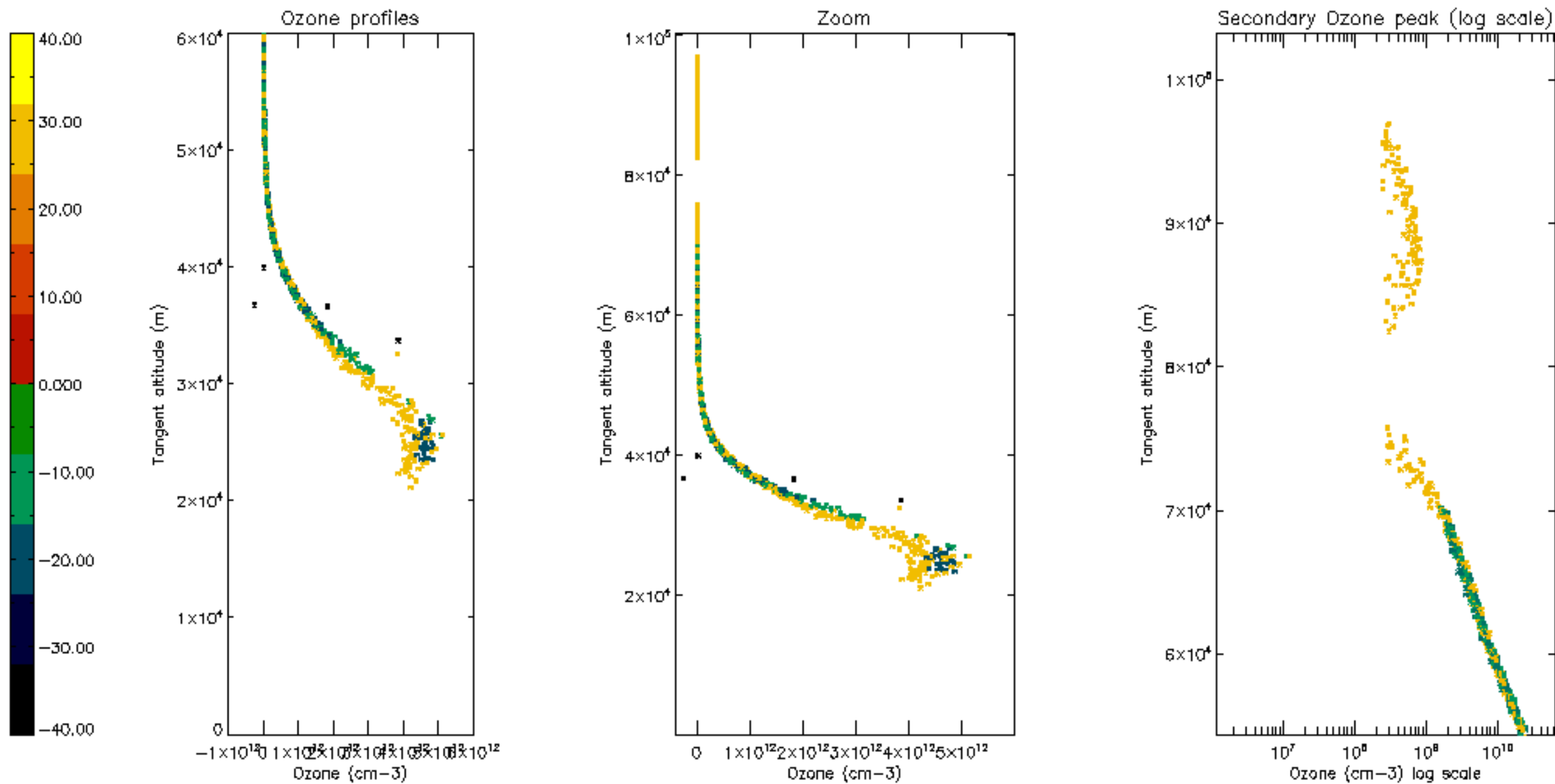




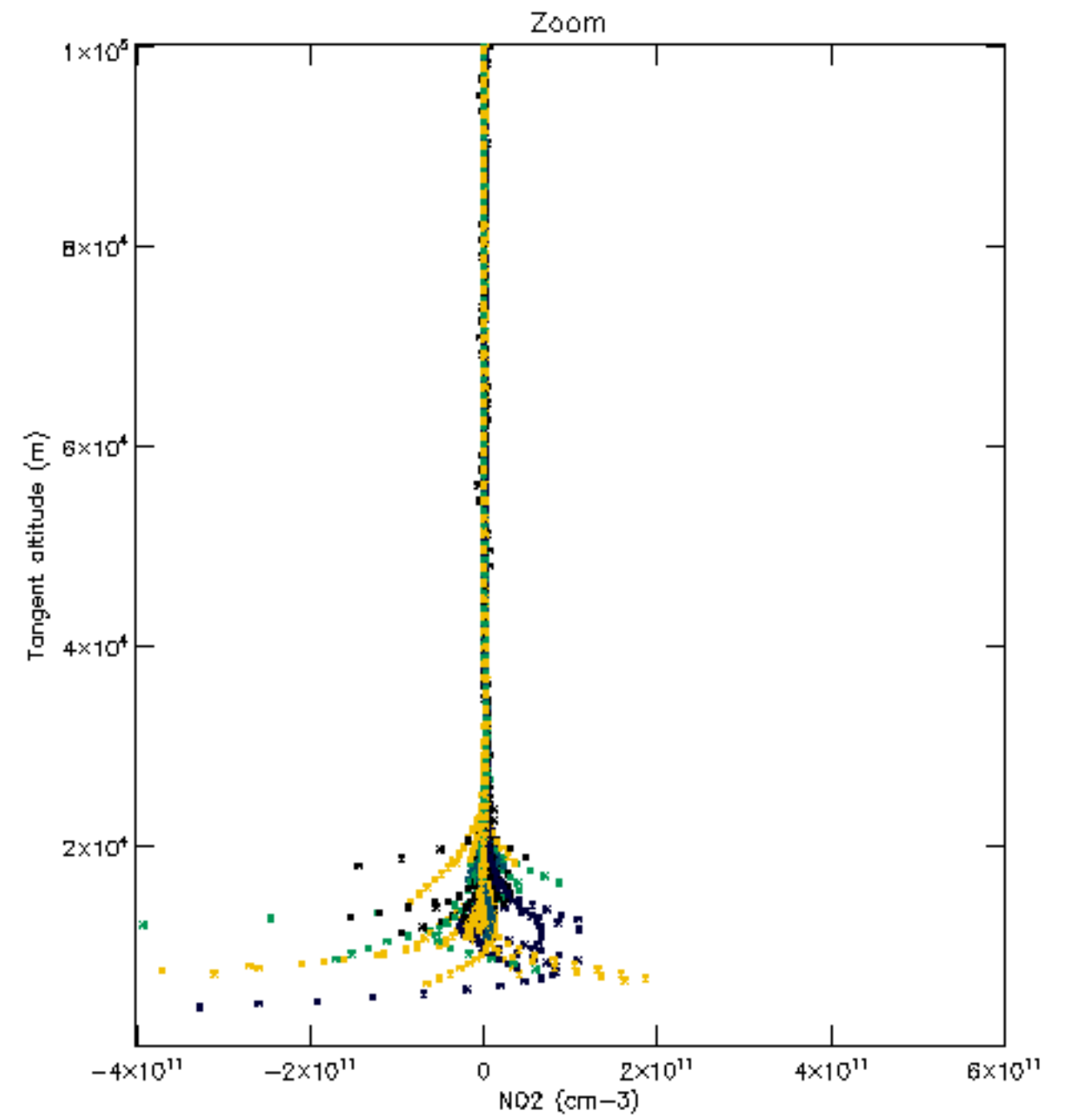
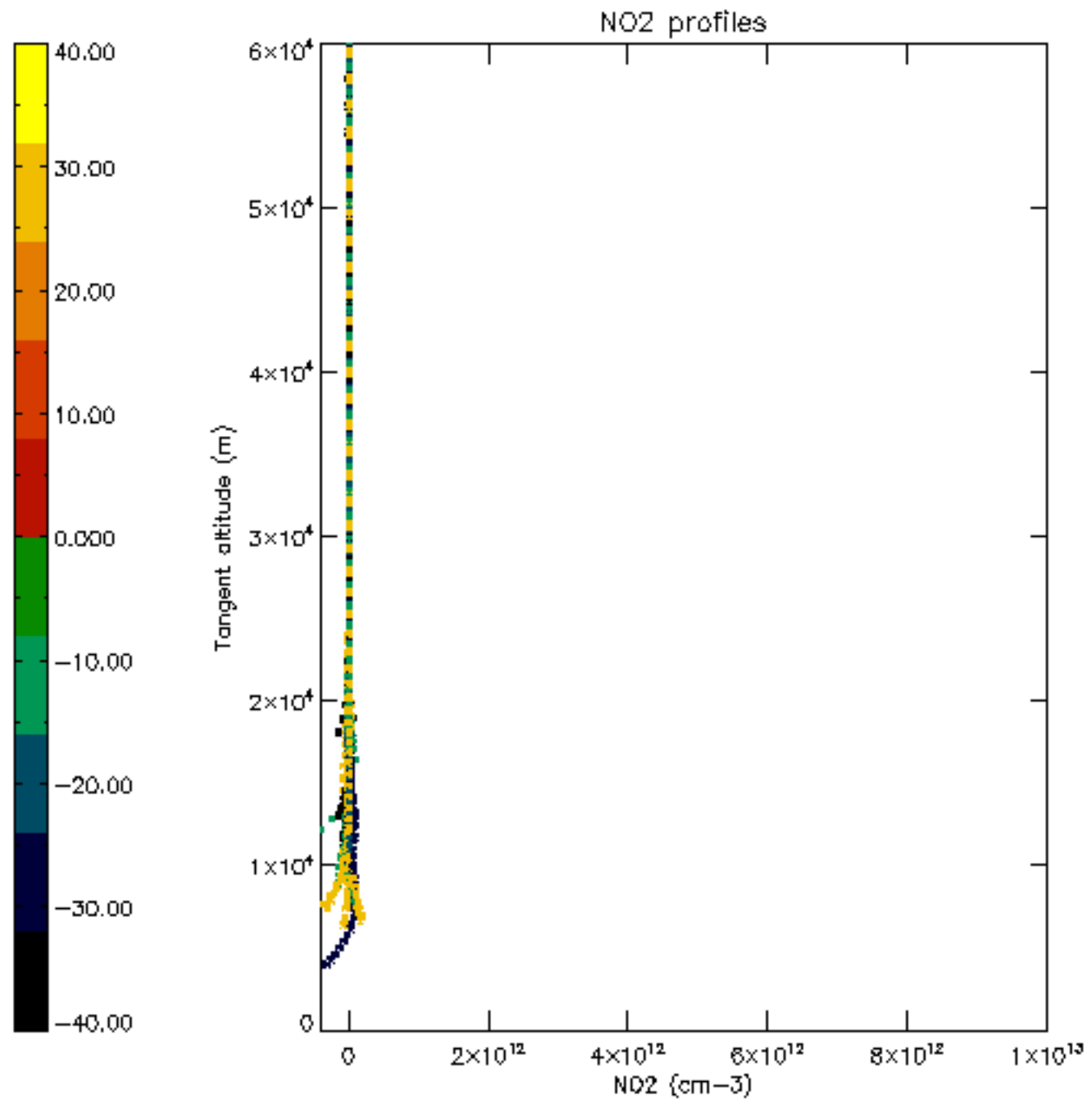


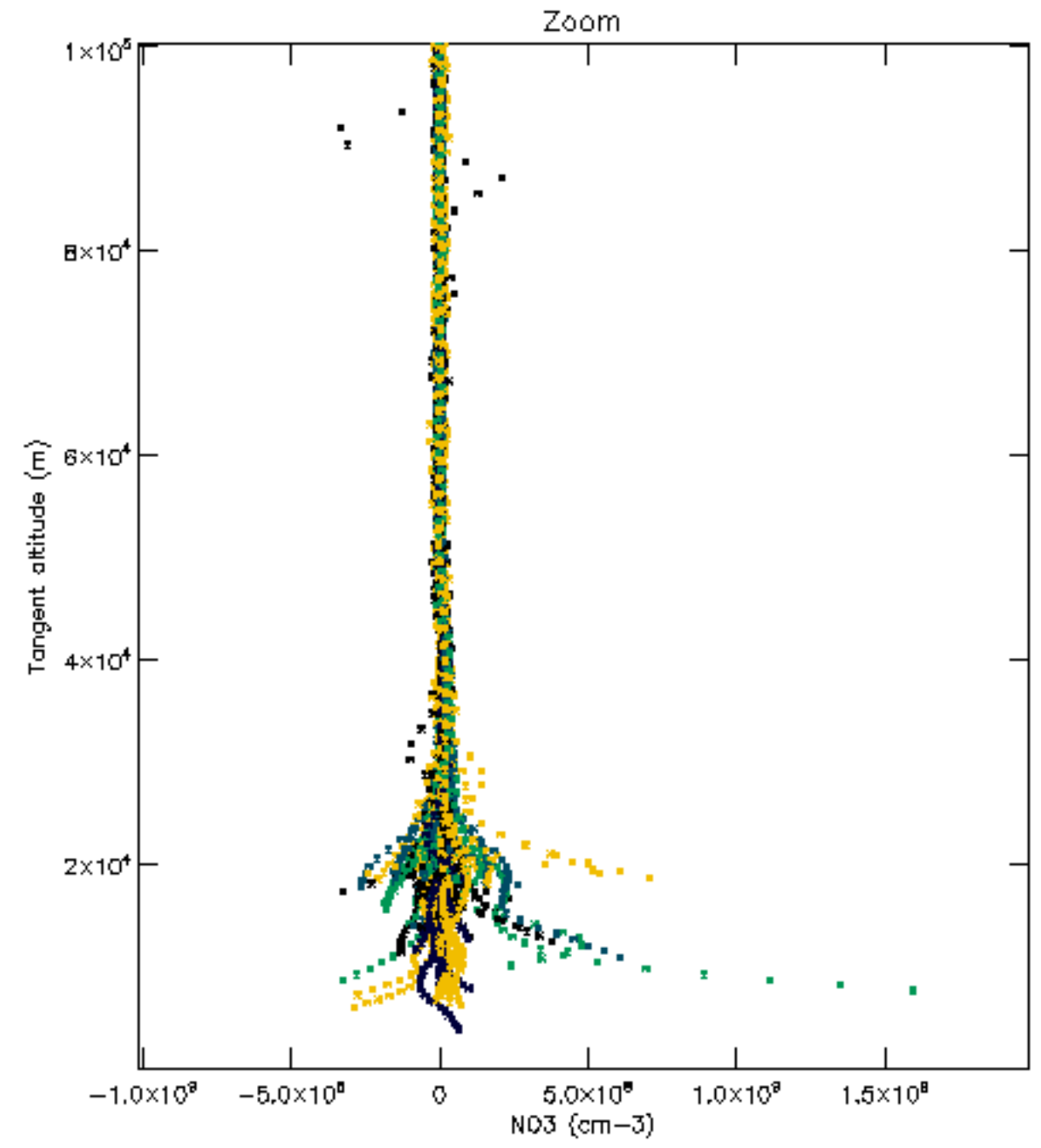
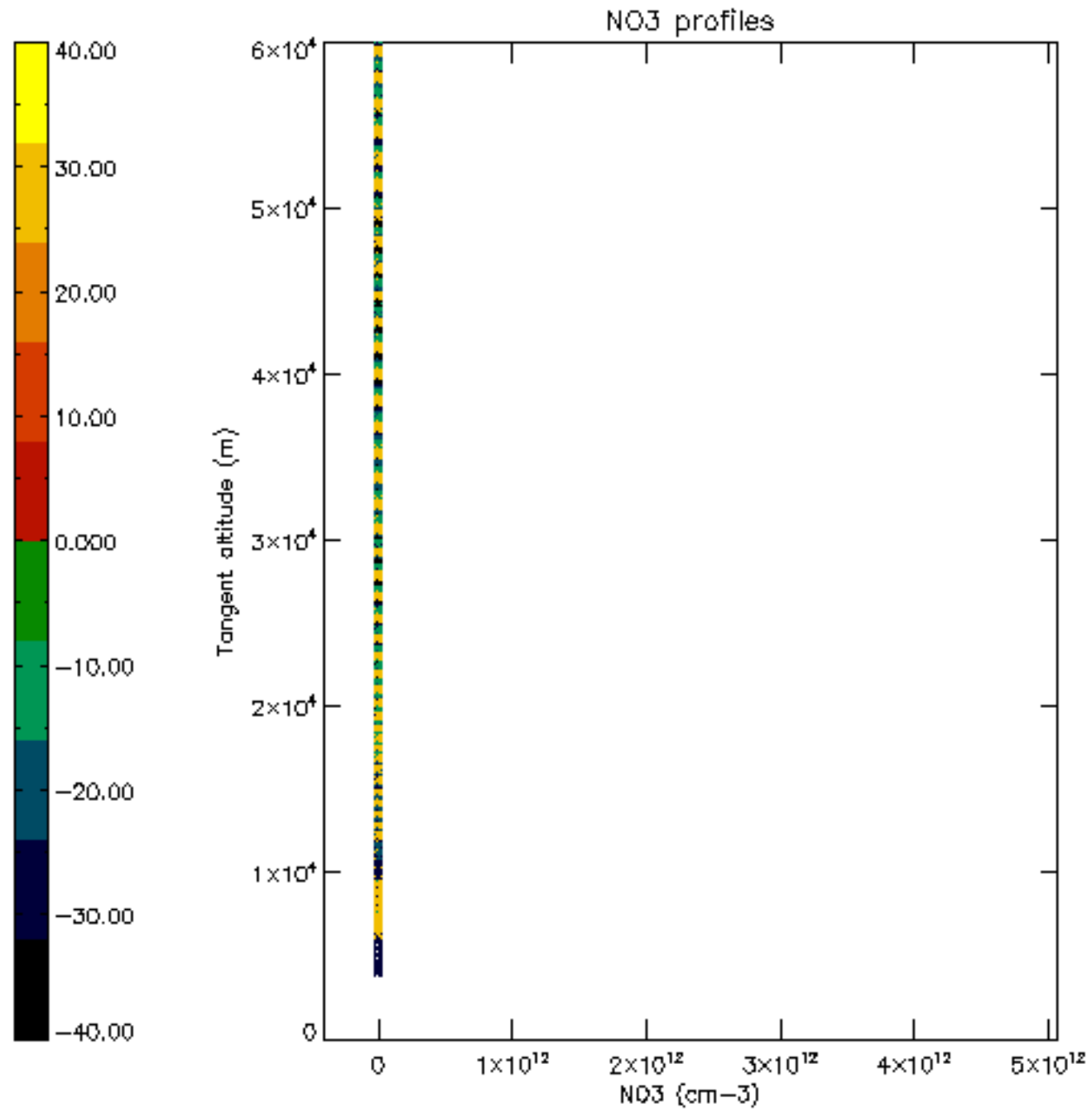


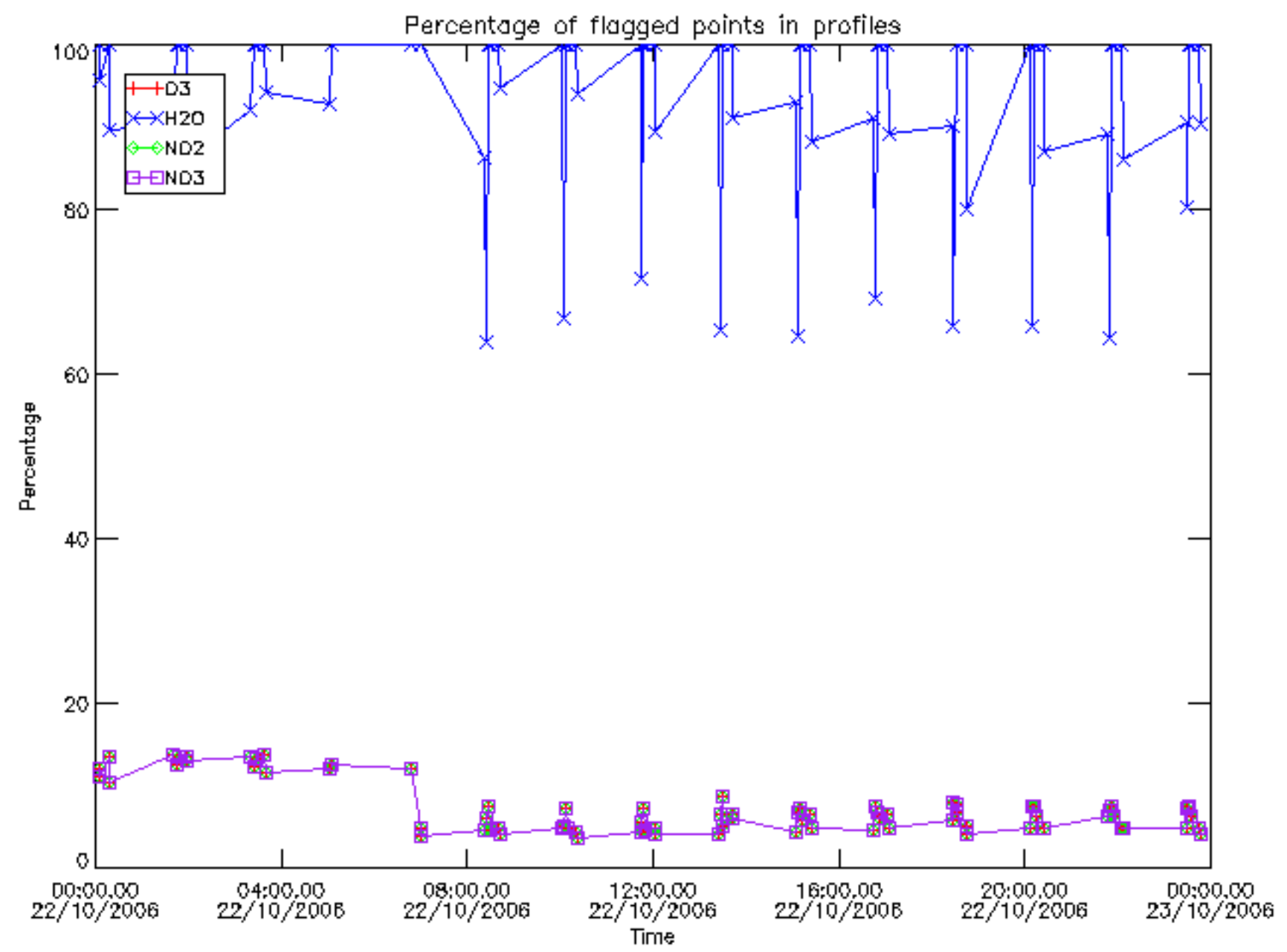




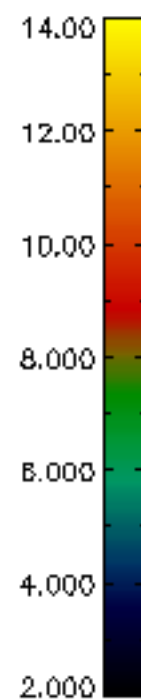
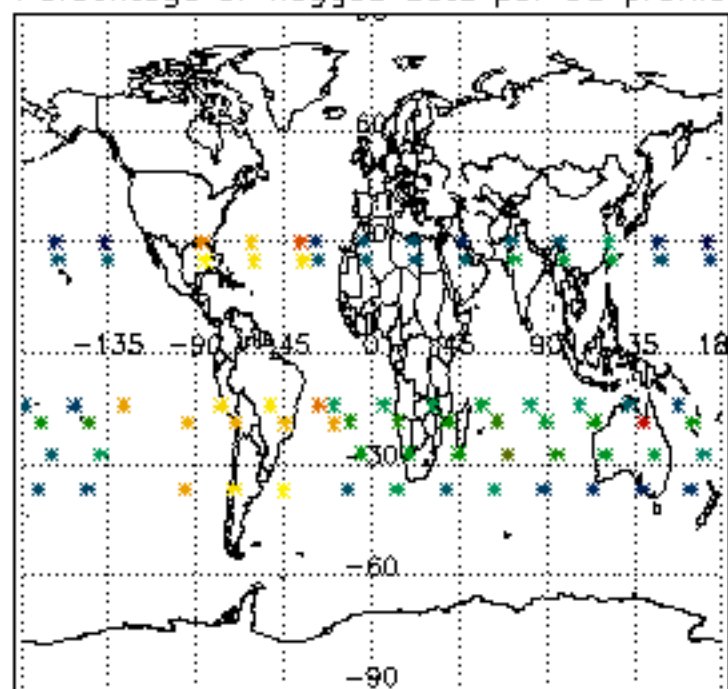




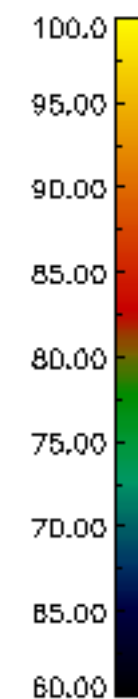
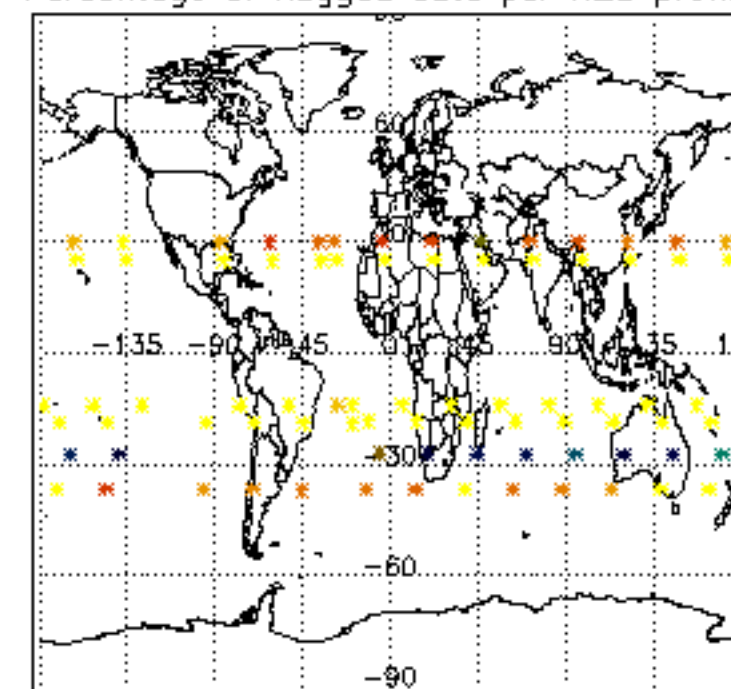




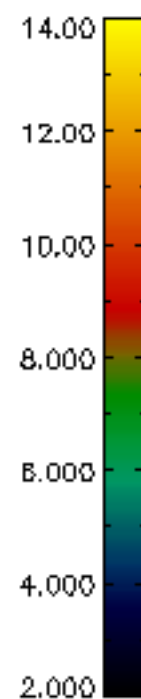
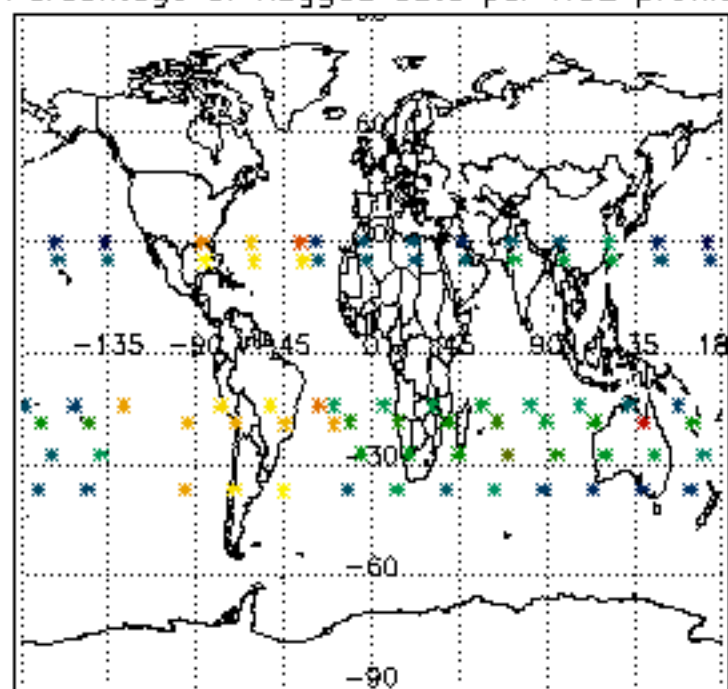
Percentage of flagged data per D3 profile



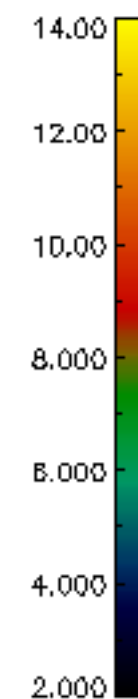
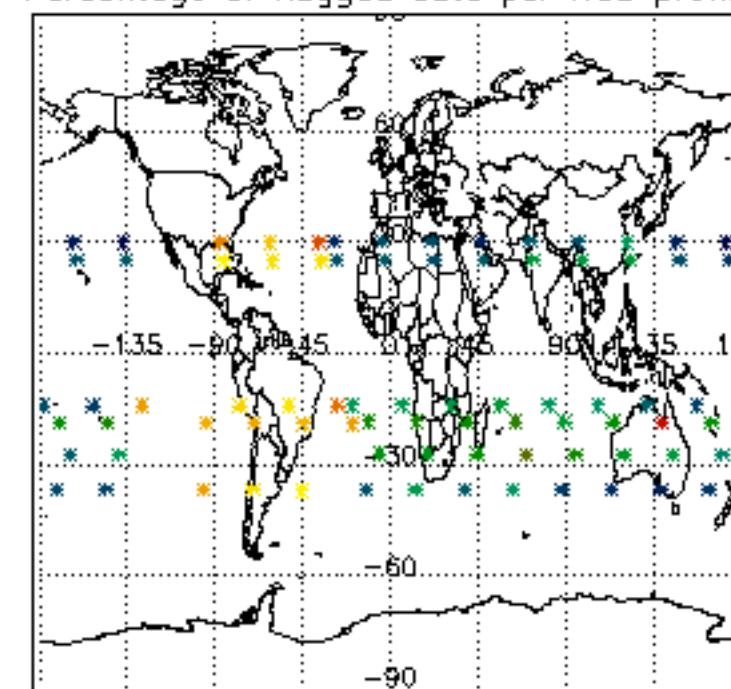
Percentage of flagged data per H2O profile



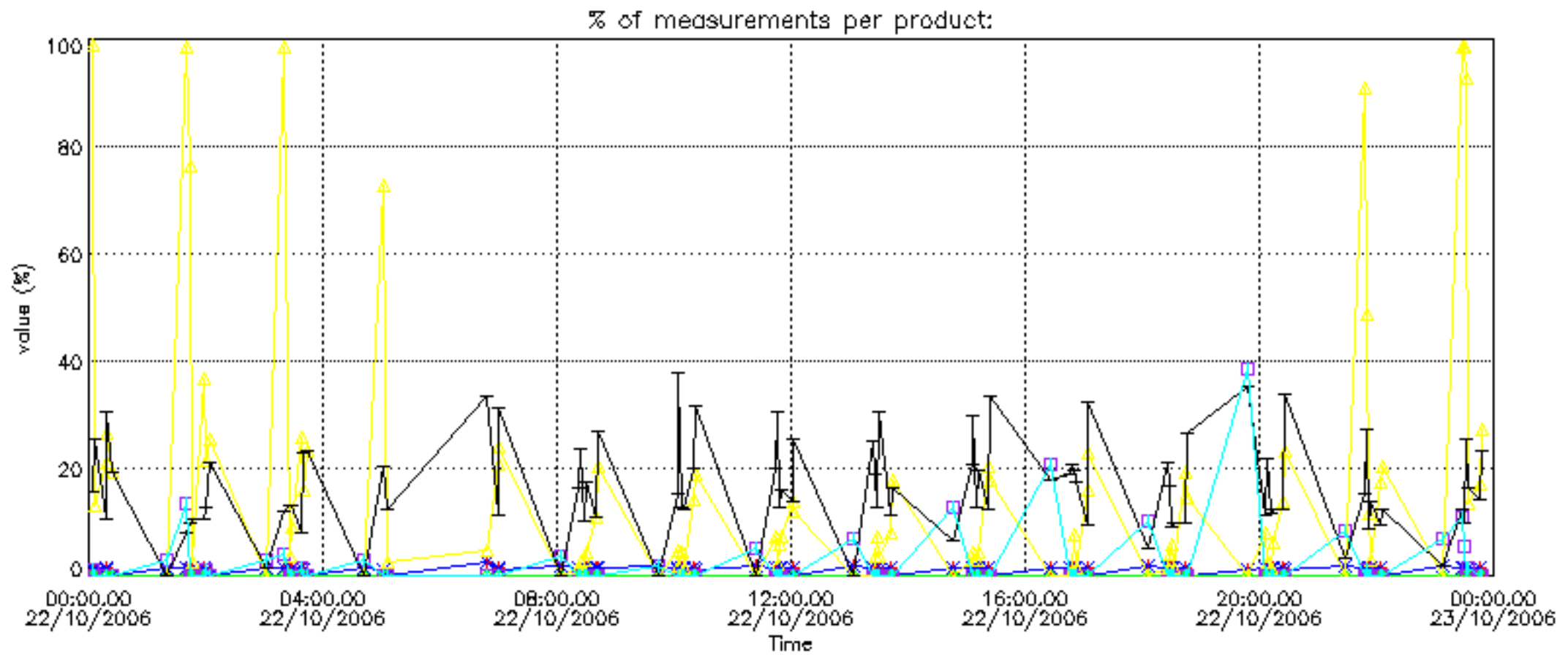
Percentage of flagged data per NO2 profile

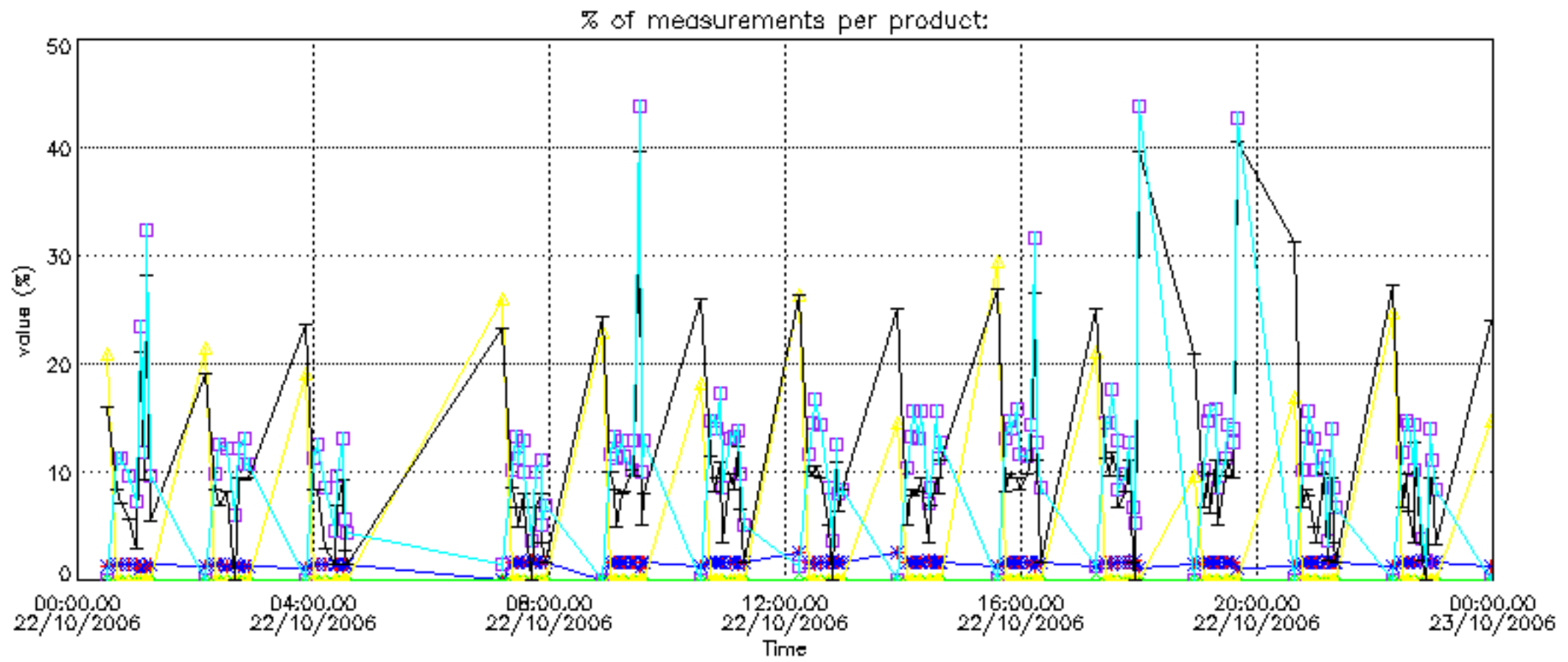


Percentage of flagged data per NO3 profile

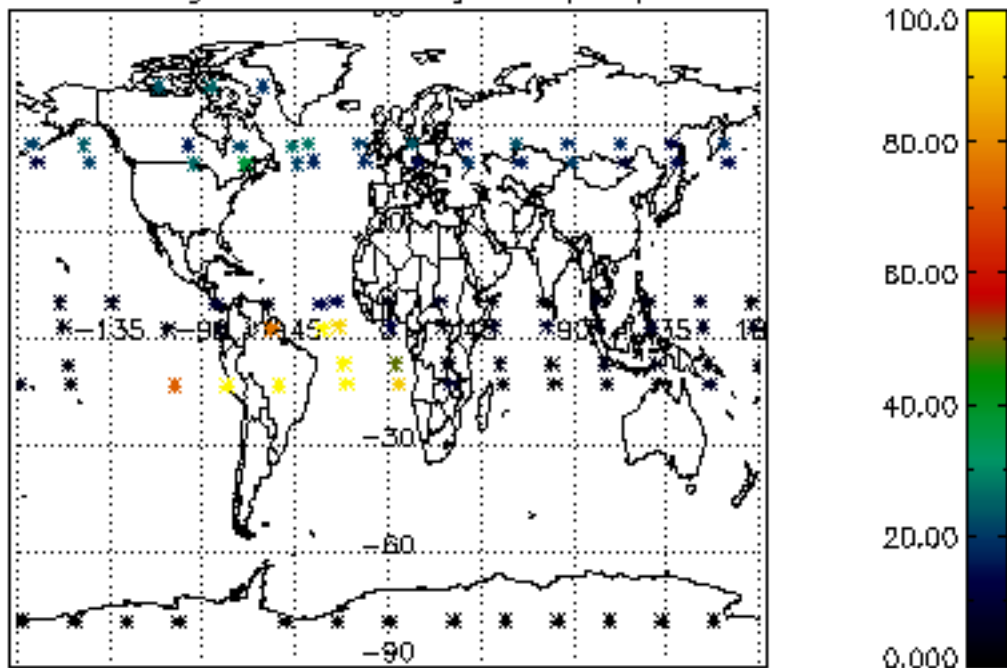




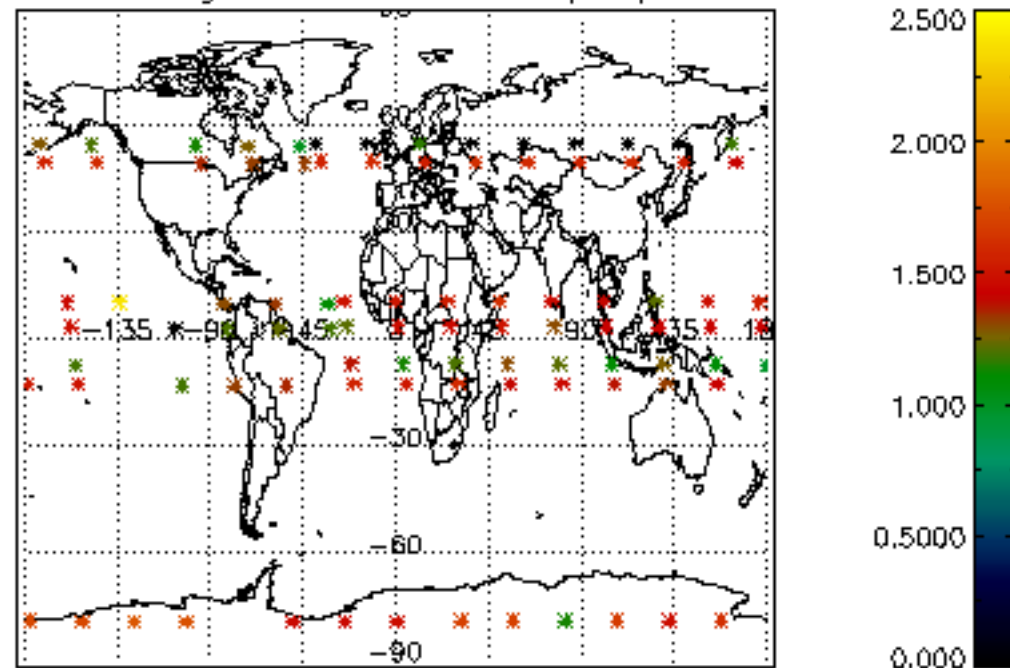




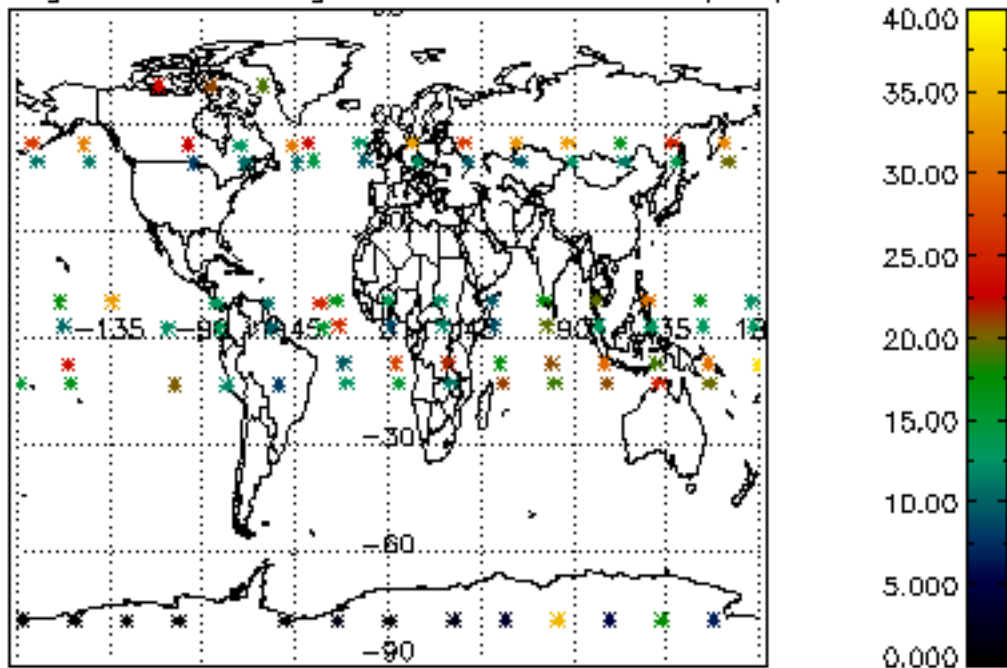
Percentage of cosmic ray hits per profile



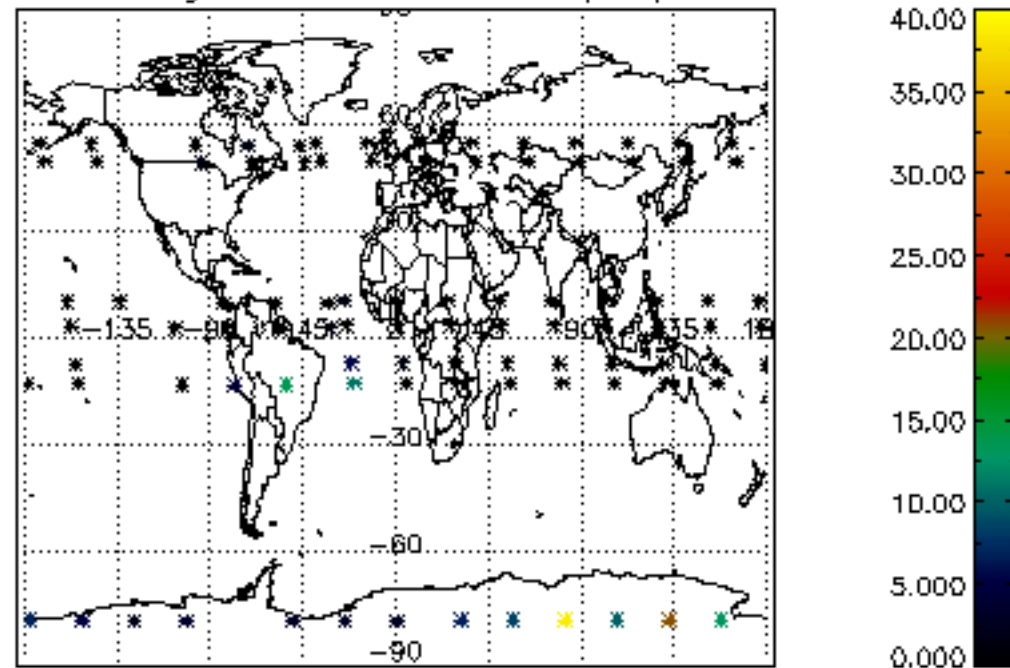
Percentage of datation errors per profile



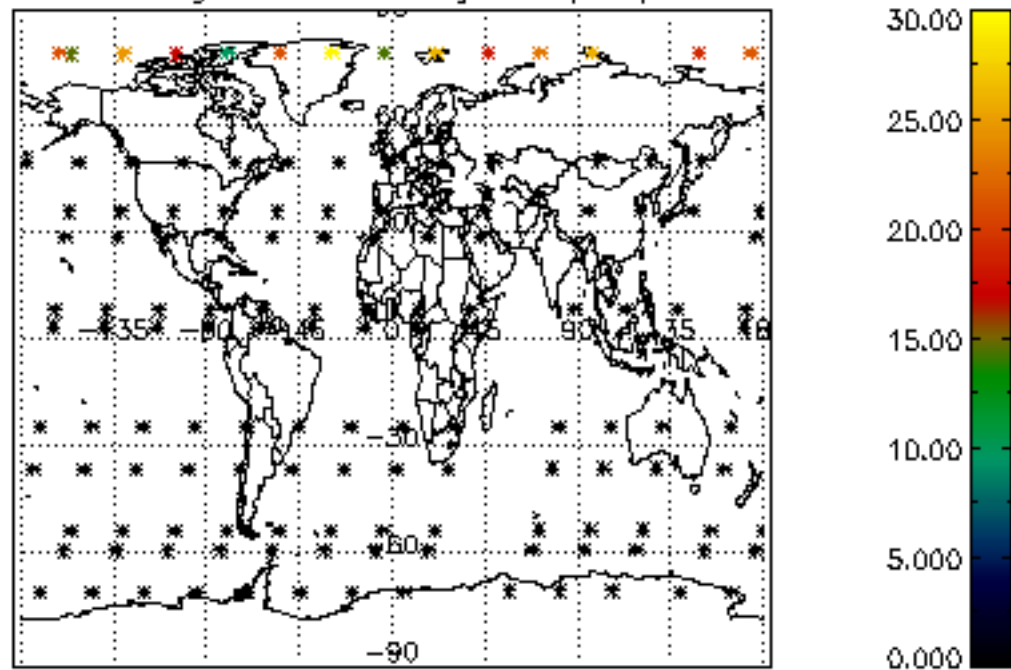
Percentage of star falling outside central band per profile



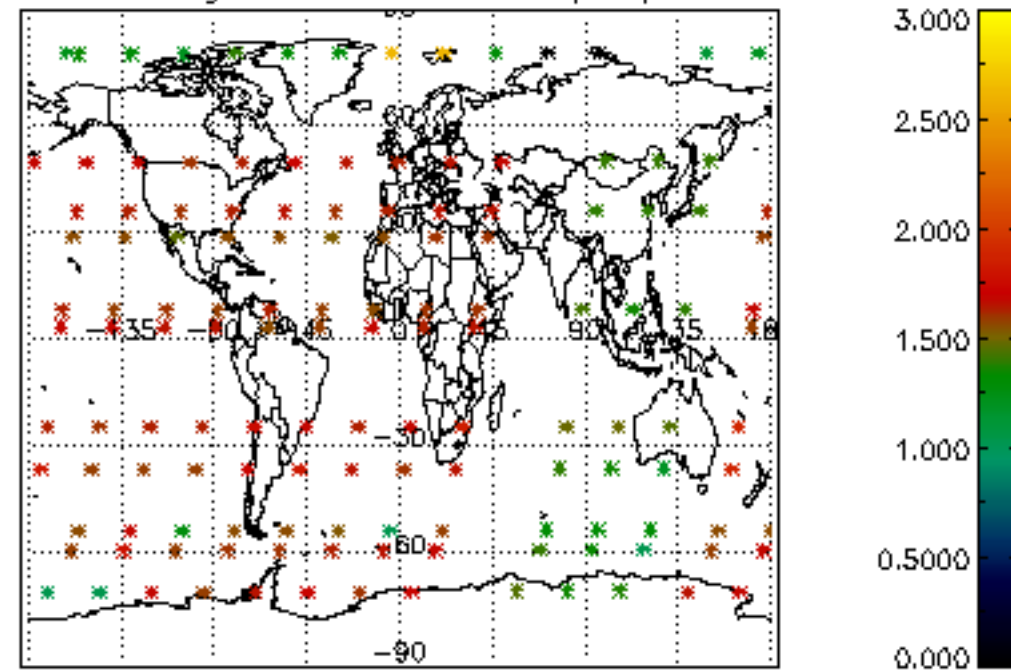
Percentage of saturation errors per profile



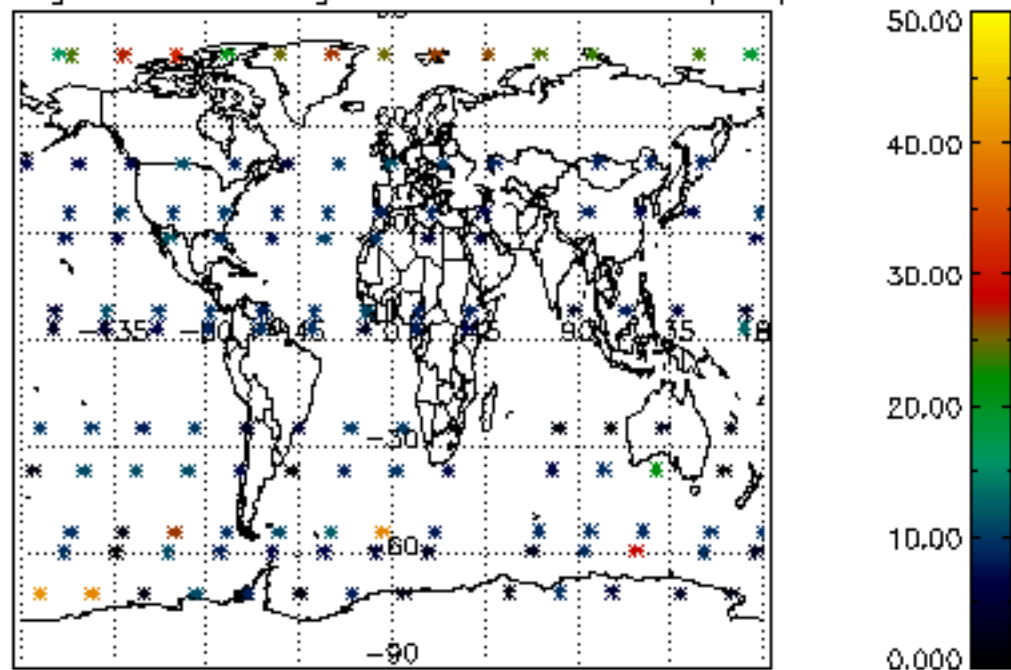
Percentage of cosmic ray hits per profile



Percentage of datation errors per profile



Percentage of star falling outside central band per profile



Percentage of saturation errors per profile

