

GOMOS Level 2 Daily Report

SUMMARY

[1. General Info](#)

[2. Summary of processed GOM_NL_2P products](#)

[3. Level 2 Quality information per product](#)

[3.1 Plot of level 2 quality information per product \(time dependant\)](#)

[3.2 Plot of level 2 quality information per product \(world map\)](#)

[4. Level 1 Quality information per product \(stored on level 2 products\)](#)

[4.1 Plot of level 1 quality information per product \(time dependant\)](#)

[4.1.1 Plot of level 1 quality information per product \(time dependant\): ASCENDING](#)

[4.1.2 Plot of level 1 quality information per product \(time dependant\): DESCENDING](#)

[4.2 Plot of level 1 quality information per product \(world map\)](#)

[4.2.1 Plot of level 1 quality information per product \(world map\): ASCENDING](#)

[4.2.2 Plot of level 1 quality information per product \(world map\): DESCENDING](#)

[5. Ozone profiles based on quality statistics and other trace gas profiles](#)

[5.1 Ozone statistics based on quality of products](#)

[5.2 Plot ozone profiles for all STD \(dark without errors\)](#)

[5.3 Plot ozone profiles where STD < 20% \(dark without errors\)](#)

[5.4. Plot ozone profiles where STD < 10% \(dark without errors\)](#)

[5.5. Plot ozone profiles where STD < 5% \(dark without errors\)](#)

[5.6 Plot NO2 profiles for all STD \(dark without errors\)](#)

[5.7 Plot NO3 profiles for all STD \(dark without errors\)](#)

[5.8 Plot H2O profiles \(only for occultations of stars 1,2,3,4,13,14,16,26,63 dark without errors\) for all STD](#)

[6. Auxiliary Data Files used for the production reported in section 2](#)

This report presents the daily analysis on parameters extracted from GOMOS level 2 data (GOM_NL__2P). It is intended to monitor some important parameters that will impact the quality of these products. A list of level 2 products (and content) that have arrived during the reporting day to the PCF is also given.

Item	Value
Time of report generation	24APR2013 05:08:05
Data source version	GOMOS/6.01
Start time of products	20-10-2006 (20OCT2006 00:00:00)
Stop time of products	21-10-2006 (21OCT2006 00:00:00)
Store outputs in DB	Yes
Nb of level 2 prods	227
Nb of prods with errors	0

2. Summary of processed GOM_NL__2P products.

Nr	Filename	UTC Start time	Limb	Duration	Star Id	Star Name	Star Mag	Star Temp	Nb Meas	Orbit	Prod. error
1	GOM_NL__2PRFIN20061020_000202_000000352052_00145_24247_3031.N1	20-OCT-2006 00:02:02	Bright	35.000	140	88Gam Peg	2.8340	26000.	70	24247	No
2	GOM_NL__2PRFIN20061020_000557_000000362052_00145_24247_3032.N1	20-OCT-2006 00:05:57	Bright	36.000	58	21Alp And	2.0730	11000.	72	24247	No
3	GOM_NL__2PRFIN20061020_001351_000000372052_00145_24247_3033.N1	20-OCT-2006 00:13:51	Bright	37.000	68	18Alp Cas	2.2250	4500.0	74	24247	No
4	GOM_NL__2PRFIN20061020_002259_000000352052_00145_24247_3034.N1	20-OCT-2006 00:22:59	Bright	35.000	49	1Alp UMi	1.9900	6300.0	70	24247	No
5	GOM_NL__2PRFIN20061020_002613_000000372052_00145_24247_3035.N1	20-OCT-2006 00:26:13	Bright	36.500	60	7Bet UMi	2.0810	3950.0	73	24247	No
6	GOM_NL__2PRFIN20061020_003114_000000372052_00145_24247_3036.N1	20-OCT-2006 00:31:14	Bright	36.500	36	50Alp UMa	1.8000	6300.0	73	24247	No
7	GOM_NL__2PRFIN20061020_003248_000000372052_00145_24247_3037.N1	20-OCT-2006 00:32:48	Bright	36.500	82	48Bet UMa	2.3650	10600.	73	24247	No
8	GOM_NL__2PRFIN20061020_003615_000000462052_00145_24247_3038.N1	20-OCT-2006 00:36:15	Bright	45.500	174	52Psi UMa	3.0040	4400.0	91	24247	No
9	GOM_NL__2PRFIN20061020_004307_000000342052_00145_24247_3039.N1	20-OCT-2006 00:43:07	Bright	34.000	96	68Del Leo	2.5600	9300.0	68	24247	No
10	GOM_NL__2PRFIN20061020_010658_000000412052_00146_24248_2988.N1	20-OCT-2006 01:06:58	Dark	40.500	46	Del Vel	1.9540	10600.	81	24248	No
11	GOM_NL__2PRFIN20061020_010906_000000362052_00146_24248_2989.N1	20-OCT-2006 01:09:06	Dark	36.000	29	Bet Car	1.6720	10200.	72	24248	No
12	GOM_NL__2PRFIN20061020_012010_000000372052_00146_24248_2990.N1	20-OCT-2006 01:20:10	Dark	37.000	143	Alp Hyi	2.8570	7200.0	74	24248	No
13	GOM_NL__2PRFIN20061020_012135_000000432052_00146_24248_2991.N1	20-OCT-2006 01:21:35	Dark	43.000	9	Alp Eri	0.45300	24000.	86	24248	No
14	GOM_NL__2PRFIN20061020_012632_000000392052_00146_24248_2992.N1	20-OCT-2006 01:26:32	Straylight	38.500	84	Alp Phe	2.3970	4500.0	77	24248	No
15	GOM_NL__2PRFIN20061020_013305_000000462052_00146_24248_2993.N1	20-OCT-2006 01:33:05	Straylight	46.000	52	16Bet Cet	2.0370	4500.0	92	24248	No
16	GOM_NL__2PRFIN20061020_014238_000000362052_00146_24248_2994.N1	20-OCT-2006 01:42:38	Bright	35.500	140	88Gam Peg	2.8340	26000.	71	24248	No
17	GOM_NL__2PRFIN20061020_014634_000000362052_00146_24248_2995.N1	20-OCT-2006 01:46:34	Bright	35.500	58	21Alp And	2.0730	11000.	71	24248	No
18	GOM_NL__2PRFIN20061020_015427_000000352052_00146_24248_2996.N1	20-OCT-2006 01:54:27	Bright	34.500	68	18Alp Cas	2.2250	4500.0	69	24248	No
19	GOM_NL__2PRFIN20061020_020335_000000332052_00146_24248_2997.N1	20-OCT-2006 02:03:35	Bright	33.000	49	1Alp UMi	1.9900	6300.0	66	24248	No
20	GOM_NL__2PRFIN20061020_020649_000000362052_00146_24248_2998.N1	20-OCT-2006 02:06:49	Bright	36.000	60	7Bet UMi	2.0810	3950.0	72	24248	No
21	GOM_NL__2PRFIN20061020_021150_000000382052_00146_24248_2999.N1	20-OCT-2006 02:11:50	Bright	37.500	36	50Alp UMa	1.8000	6300.0	75	24248	No
22	GOM_NL__2PRFIN20061020_021324_000000362052_00146_24248_3000.N1	20-OCT-2006 02:13:24	Bright	36.000	82	48Bet UMa	2.3650	10600.	72	24248	No
23	GOM_NL__2PRFIN20061020_021651_000000342052_00146_24248_3001.N1	20-OCT-2006 02:16:51	Bright	34.000	174	52Psi UMa	3.0040	4400.0	68	24248	No
24	GOM_NL__2PRFIN20061020_022343_000000342052_00146_24248_3002.N1	20-OCT-2006 02:23:43	Bright	34.000	96	68Del Leo	2.5600	9300.0	68	24248	No
25	GOM_NL__2PRFIN20061020_024316_000000372052_00146_24248_3003.N1	20-OCT-2006 02:43:16	Dark	37.000	113	Mu Vel	2.6920	5000.0	74	24248	No
26	GOM_NL__2PRFIN20061020_024734_000000412052_00147_24249_2791.N1	20-OCT-2006 02:47:34	Dark	41.000	46	Del Vel	1.9540	10600.	82	24249	No
27	GOM_NL__2PRFIN20061020_024942_000000402052_00147_24249_2792.N1	20-OCT-2006 02:49:42	Dark	39.500	29	Bet Car	1.6720	10200.	79	24249	No
28	GOM_NL__2PRFIN20061020_030046_000000372052_00147_24249_2793.N1	20-OCT-2006 03:00:46	Dark	37.000	143	Alp Hyi	2.8570	7200.0	74	24249	No
29	GOM_NL__2PRFIN20061020_030212_000000402052_00147_24249_2794.N1	20-OCT-2006 03:02:12	Dark	39.500	9	Alp Eri	0.45300	24000.	79	24249	No
30	GOM_NL__2PRFIN20061020_030708_000000432052_00147_24249_2795.N1	20-OCT-2006 03:07:08	Straylight	42.500	84	Alp Phe	2.3970	4500.0	85	24249	No
31	GOM_NL__2PRFIN20061020_031342_000000432052_00147_24249_2796.N1	20-OCT-2006 03:13:42	Straylight	42.500	52	16Bet Cet	2.0370	4500.0	85	24249	No
32	GOM_NL__2PRFIN20061020_032314_000000352052_00147_24249_2797.N1	20-OCT-2006 03:23:14	Bright	34.500	140	88Gam Peg	2.8340	26000.	69	24249	No
33	GOM_NL__2PRFIN20061020_032710_000000352052_00147_24249_2798.N1	20-OCT-2006 03:27:10	Bright	35.000	58	21Alp And	2.0730	11000.	70	24249	No
34	GOM_NL__2PRFIN20061020_033503_000000362052_00147_24249_2799.N1	20-OCT-2006 03:35:03	Bright	35.500	68	18Alp Cas	2.2250	4500.0	71	24249	No
35	GOM_NL__2PRFIN20061020_034411_000000322052_00147_24249_2800.N1	20-OCT-2006 03:44:11	Bright	32.000	49	1Alp UMi	1.9900	6300.0	64	24249	No
36	GOM_NL__2PRFIN20061020_034725_000000372052_00147_24249_2801.N1	20-OCT-2006 03:47:25	Bright	36.500	60	7Bet UMi	2.0810	3950.0	73	24249	No
37	GOM_NL__2PRFIN20061020_035226_000000402052_00147_24249_2802.N1	20-OCT-2006 03:52:26	Bright	40.000	36	50Alp UMa	1.8000	6300.0	80	24249	No
38	GOM_NL__2PRFIN20061020_035400_000000382052_00147_24249_2803.N1	20-OCT-2006 03:54:00	Bright	37.500	82	48Bet UMa	2.3650	10600.	75	24249	No
39	GOM_NL__2PRFIN20061020_035727_000000362052_00147_24249_2804.N1	20-OCT-2006 03:57:27	Bright	35.500	174	52Psi UMa	3.0040	4400.0	71	24249	No
40	GOM_NL__2PRFIN20061020_040419_000000342052_00147_24249_2805.N1	20-OCT-2006 04:04:19	Bright	34.000	96	68Del Leo	2.5600	9300.0	68	24249	No
41	GOM_NL__2PRFIN20061020_042352_000000382052_00147_24249_2806.N1	20-OCT-2006 04:23:52	Dark	37.500	113	Mu Vel	2.6920	5000.0	75	24249	No
42	GOM_NL__2PRFIN20061020_042811_000000472052_00148_24250_2794.N1	20-OCT-2006 04:28:11	Dark	46.500	46	Del Vel	1.9540	10600.	93	24250	No

43	GOM_NL__2PRFIN20061020_043019_000000382052_00148_24250_2795.N1	20-OCT-2006 04:30:19	Dark	38.000	29	Bet Car	1.6720	10200.	76	24250	No
44	GOM_NL__2PRFIN20061020_044122_000000372052_00148_24250_2796.N1	20-OCT-2006 04:41:22	Dark	37.000	143	Alp Hyi	2.8570	7200.0	74	24250	No
45	GOM_NL__2PRFIN20061020_044248_000000382052_00148_24250_2797.N1	20-OCT-2006 04:42:48	Dark	38.000	9	Alp Eri	0.45300	24000.	76	24250	No
46	GOM_NL__2PRFIN20061020_044744_000000412052_00148_24250_2798.N1	20-OCT-2006 04:47:44	Straylight	40.500	84	Alp Phe	2.3970	4500.0	81	24250	No
47	GOM_NL__2PRFIN20061020_045418_000000452052_00148_24250_2799.N1	20-OCT-2006 04:54:18	Straylight	45.000	52	16Bet Cet	2.0370	4500.0	90	24250	No
48	GOM_NL__2PRFIN20061020_050350_000000372052_00148_24250_2800.N1	20-OCT-2006 05:03:50	Bright	36.500	140	88Gam Peg	2.8340	26000.	73	24250	No
49	GOM_NL__2PRFIN20061020_050746_000000362052_00148_24250_2801.N1	20-OCT-2006 05:07:46	Bright	35.500	58	21Alp And	2.0730	11000.	71	24250	No
50	GOM_NL__2PRFIN20061020_051538_000000372052_00148_24250_2802.N1	20-OCT-2006 05:15:38	Bright	37.000	68	18Alp Cas	2.2250	4500.0	74	24250	No
51	GOM_NL__2PRFIN20061020_052447_000000322052_00148_24250_2803.N1	20-OCT-2006 05:24:47	Bright	32.000	49	1Alp UMi	1.9900	6300.0	64	24250	No
52	GOM_NL__2PRFIN20061020_052801_000000362052_00148_24250_2804.N1	20-OCT-2006 05:28:01	Bright	36.000	60	7Bet UMi	2.0810	3950.0	72	24250	No
53	GOM_NL__2PRFIN20061020_053302_000000392052_00148_24250_2805.N1	20-OCT-2006 05:33:02	Bright	38.500	36	50Alp UMa	1.8000	6300.0	77	24250	No
54	GOM_NL__2PRFIN20061020_053436_000000482052_00148_24250_2806.N1	20-OCT-2006 05:34:36	Bright	47.500	82	48Bet UMa	2.3650	10600.	95	24250	No
55	GOM_NL__2PRFIN20061020_053803_000000372052_00148_24250_2807.N1	20-OCT-2006 05:38:03	Bright	36.500	174	52Psi UMa	3.0040	4400.0	73	24250	No
56	GOM_NL__2PRFIN20061020_054455_000000342052_00148_24250_2808.N1	20-OCT-2006 05:44:55	Bright	34.000	96	68Del Leo	2.5600	9300.0	68	24250	No
57	GOM_NL__2PRFIN20061020_060428_000000382052_00148_24250_2809.N1	20-OCT-2006 06:04:28	Dark	38.000	113	Mu Vel	2.6920	5000.0	76	24250	No
58	GOM_NL__2PRFIN20061020_061055_000000392052_00149_24251_2796.N1	20-OCT-2006 06:10:55	Dark	38.500	29	Bet Car	1.6720	10200.	77	24251	No
59	GOM_NL__2PRFIN20061020_062158_000000402052_00149_24251_2797.N1	20-OCT-2006 06:21:58	Dark	39.500	143	Alp Hyi	2.8570	7200.0	79	24251	No
60	GOM_NL__2PRFIN20061020_062324_000000522052_00149_24251_2798.N1	20-OCT-2006 06:23:24	Dark	52.000	9	Alp Eri	0.45300	24000.	104	24251	No
61	GOM_NL__2PRFIN20061020_062820_000000402052_00149_24251_2799.N1	20-OCT-2006 06:28:20	Straylight	40.000	84	Alp Phe	2.3970	4500.0	80	24251	No
62	GOM_NL__2PRFIN20061020_063454_000000432052_00149_24251_2800.N1	20-OCT-2006 06:34:54	Straylight	43.000	52	16Bet Cet	2.0370	4500.0	86	24251	No
63	GOM_NL__2PRFIN20061020_064426_000000372052_00149_24251_2801.N1	20-OCT-2006 06:44:26	Bright	36.500	140	88Gam Peg	2.8340	26000.	73	24251	No
64	GOM_NL__2PRFIN20061020_064822_000000362052_00149_24251_2802.N1	20-OCT-2006 06:48:22	Bright	35.500	58	21Alp And	2.0730	11000.	71	24251	No
65	GOM_NL__2PRFIN20061020_065614_000000372052_00149_24251_2803.N1	20-OCT-2006 06:56:14	Bright	36.500	68	18Alp Cas	2.2250	4500.0	73	24251	No
66	GOM_NL__2PRFIN20061020_070523_000000352052_00149_24251_2804.N1	20-OCT-2006 07:05:23	Bright	35.000	49	1Alp UMi	1.9900	6300.0	70	24251	No
67	GOM_NL__2PRFIN20061020_070837_000000372052_00149_24251_2805.N1	20-OCT-2006 07:08:37	Bright	36.500	60	7Bet UMi	2.0810	3950.0	73	24251	No
68	GOM_NL__2PRFIN20061020_071338_000000372052_00149_24251_2806.N1	20-OCT-2006 07:13:38	Bright	36.500	36	50Alp UMa	1.8000	6300.0	73	24251	No
69	GOM_NL__2PRFIN20061020_071512_000000362052_00149_24251_2807.N1	20-OCT-2006 07:15:12	Bright	35.500	82	48Bet UMa	2.3650	10600.	71	24251	No
70	GOM_NL__2PRFIN20061020_071839_000000362052_00149_24251_2808.N1	20-OCT-2006 07:18:39	Bright	36.000	174	52Psi UMa	3.0040	4400.0	72	24251	No
71	GOM_NL__2PRFIN20061020_072532_000000342052_00149_24251_2809.N1	20-OCT-2006 07:25:32	Bright	34.000	96	68Del Leo	2.5600	9300.0	68	24251	No
72	GOM_NL__2PRFIN20061020_074504_000000382052_00149_24251_2810.N1	20-OCT-2006 07:45:04	Dark	38.000	113	Mu Vel	2.6920	5000.0	76	24251	No
73	GOM_NL__2PRFIN20061020_075131_000000442052_00150_24252_2798.N1	20-OCT-2006 07:51:31	Dark	43.500	29	Bet Car	1.6720	10200.	87	24252	No
74	GOM_NL__2PRFIN20061020_080235_000000382052_00150_24252_2799.N1	20-OCT-2006 08:02:35	Dark	37.500	143	Alp Hyi	2.8570	7200.0	75	24252	No
75	GOM_NL__2PRFIN20061020_080400_000000432052_00150_24252_2800.N1	20-OCT-2006 08:04:00	Dark	43.000	9	Alp Eri	0.45300	24000.	86	24252	No
76	GOM_NL__2PRFIN20061020_080856_000000392052_00150_24252_2801.N1	20-OCT-2006 08:08:56	Straylight	38.500	84	Alp Phe	2.3970	4500.0	77	24252	No
77	GOM_NL__2PRFIN20061020_081530_000000422052_00150_24252_2802.N1	20-OCT-2006 08:15:30	Straylight	42.000	52	16Bet Cet	2.0370	4500.0	84	24252	No
78	GOM_NL__2PRFIN20061020_082502_000000372052_00150_24252_2803.N1	20-OCT-2006 08:25:02	Bright	36.500	140	88Gam Peg	2.8340	26000.	73	24252	No
79	GOM_NL__2PRFIN20061020_082858_000000372052_00150_24252_2804.N1	20-OCT-2006 08:28:58	Bright	36.500	58	21Alp And	2.0730	11000.	73	24252	No
80	GOM_NL__2PRFIN20061020_083650_000000362052_00150_24252_2805.N1	20-OCT-2006 08:36:50	Bright	35.500	68	18Alp Cas	2.2250	4500.0	71	24252	No
81	GOM_NL__2PRFIN20061020_084559_000000352052_00150_24252_2806.N1	20-OCT-2006 08:45:59	Bright	35.000	49	1Alp UMi	1.9900	6300.0	70	24252	No
82	GOM_NL__2PRFIN20061020_084913_000000362052_00150_24252_2807.N1	20-OCT-2006 08:49:13	Bright	36.000	60	7Bet UMi	2.0810	3950.0	72	24252	No
83	GOM_NL__2PRFIN20061020_085413_000000372052_00150_24252_2808.N1	20-OCT-2006 08:54:13	Bright	37.000	36	50Alp UMa	1.8000	6300.0	74	24252	No
84	GOM_NL__2PRFIN20061020_085548_000000362052_00150_24252_2809.N1	20-OCT-2006 08:55:48	Bright	36.000	82	48Bet UMa	2.3650	10600.	72	24252	No
85	GOM_NL__2PRFIN20061020_085915_000000362052_00150_24252_2810.N1	20-OCT-2006 08:59:15	Bright	36.000	174	52Psi UMa	3.0040	4400.0	72	24252	No
86	GOM_NL__2PRFIN20061020_090608_000000342052_00150_24252_2811.N1	20-OCT-2006 09:06:08	Bright	33.500	96	68Del Leo	2.5600	9300.0	67	24252	No
87	GOM_NL__2PRFIN20061020_092541_000000402052_00150_24252_2812.N1	20-OCT-2006 09:25:41	Dark	39.500	113	Mu Vel	2.6920	5000.0	79	24252	No
88	GOM_NL__2PRFIN20061020_093000_000000402052_00151_24253_2800.N1	20-OCT-2006 09:30:00	Dark	39.500	46	Del Vel	1.9540	10600.	79	24253	No
89	GOM_NL__2PRFIN20061020_093207_000000372052_00151_24253_2801.N1	20-OCT-2006 09:32:07	Dark	37.000	29	Bet Car	1.6720	10200.	74	24253	No
90	GOM_NL__2PRFIN20061020_094311_000000382052_00151_24253_2802.N1	20-OCT-2006 09:43:11	Dark	38.000	143	Alp Hyi	2.8570	7200.0	76	24253	No
91	GOM_NL__2PRFIN20061020_094436_000000422052_00151_24253_2803.N1	20-OCT-2006 09:44:36	Dark	42.000	9	Alp Eri	0.45300	24000.	84	24253	No
92	GOM_NL__2PRFIN20061020_094932_000000382052_00151_24253_2804.N1	20-OCT-2006 09:49:32	Straylight	37.500	84	Alp Phe	2.3970	4500.0	75	24253	No
93	GOM_NL__2PRFIN20061020_095606_000000432052_00151_24253_2805.N1	20-OCT-2006 09:56:06	Straylight	43.000	52	16Bet Cet	2.0370	4500.0	86	24253	No
94	GOM_NL__2PRFIN20061020_100538_000000352052_00151_24253_2806.N1	20-OCT-2006 10:05:38	Bright	34.500	140	88Gam Peg	2.8340	26000.	69	24253	No
95	GOM_NL__2PRFIN20061020_100933_000000352052_00151_24253_2807.N1	20-OCT-2006 10:09:33	Bright	35.000	58	21Alp And	2.0730	11000.	70	24253	No
96	GOM_NL__2PRFIN20061020_101726_000000542052_00151_24253_2808.N1	20-OCT-2006 10:17:26	Bright	54.000	68	18Alp Cas	2.2250	4500.0	108	24253	No
97	GOM_NL__2PRFIN20061020_102634_000000362052_00151_24253_2809.N1	20-OCT-2006 10:26:34	Bright	36.000	49	1Alp UMi	1.9900	6300.0	72	24253	No
98	GOM_NL__2PRFIN20061020_102949_000000362052_00151_24253_2810.N1	20-OCT-2006 10:29:49	Bright	36.000	60	7Bet UMi	2.0810	3950.0	72	24253	No
99	GOM_NL__2PRFIN20061020_103449_000000342052_00151_24253_2811.N1	20-OCT-2006 10:34:49	Bright	34.000	36	50Alp UMa	1.8000	6300.0	68	24253	No
100	GOM_NL__2PRFIN20061020_103624_000000372052_00151_24253_2812.N1	20-OCT-2006 10:36:24	Bright	36.500	82	48Bet UMa	2.3650	10600.	73	24253	No
101	GOM_NL__2PRFIN20061020_103951_000000362052_00151_24253_2813.N1	20-OCT-2006 10:39:51	Bright	36.000	174	52Psi UMa	3.0040	4400.0	72	24253	No

102	GOM_NL__2PRFIN20061020_104644_000000342052_00151_24253_2814.N1	20-OCT-2006 10:46:44	Bright	34.000	96	68Del Leo	2.5600	9300.0	68	24253	No
103	GOM_NL__2PRFIN20061020_110617_000000402052_00151_24253_2815.N1	20-OCT-2006 11:06:17	Dark	40.000	113	Mu Vel	2.6920	5000.0	80	24253	No
104	GOM_NL__2PRFIN20061020_111037_000000432052_00152_24254_2802.N1	20-OCT-2006 11:10:37	Dark	42.500	46	Del Vel	1.9540	10600.	85	24254	No
105	GOM_NL__2PRFIN20061020_111243_000000382052_00152_24254_2803.N1	20-OCT-2006 11:12:43	Dark	38.000	29	Bet Car	1.6720	10200.	76	24254	No
106	GOM_NL__2PRFIN20061020_112347_000000382052_00152_24254_2804.N1	20-OCT-2006 11:23:47	Dark	37.500	143	Alp Hyi	2.8570	7200.0	75	24254	No
107	GOM_NL__2PRFIN20061020_112512_000000482052_00152_24254_2805.N1	20-OCT-2006 11:25:12	Dark	47.500	9	Alp Eri	0.45300	24000.	95	24254	No
108	GOM_NL__2PRFIN20061020_113008_000000422052_00152_24254_2806.N1	20-OCT-2006 11:30:08	Straylight	42.000	84	Alp Phe	2.3970	4500.0	84	24254	No
109	GOM_NL__2PRFIN20061020_113642_000000442052_00152_24254_2807.N1	20-OCT-2006 11:36:42	Straylight	44.000	52	16Bet Cet	2.0370	4500.0	88	24254	No
110	GOM_NL__2PRFIN20061020_114614_000000362052_00152_24254_2808.N1	20-OCT-2006 11:46:14	Bright	35.500	140	88Gam Peg	2.8340	26000.	71	24254	No
111	GOM_NL__2PRFIN20061020_115009_000000352052_00152_24254_2809.N1	20-OCT-2006 11:50:09	Bright	34.500	58	21Alp And	2.0730	11000.	69	24254	No
112	GOM_NL__2PRFIN20061020_115802_000000382052_00152_24254_2810.N1	20-OCT-2006 11:58:02	Bright	37.500	68	18Alp Cas	2.2250	4500.0	75	24254	No
113	GOM_NL__2PRFIN20061020_120710_000000362052_00152_24254_2811.N1	20-OCT-2006 12:07:10	Bright	35.500	49	1Alp UMi	1.9900	6300.0	71	24254	No
114	GOM_NL__2PRFIN20061020_121026_000000352052_00152_24254_2812.N1	20-OCT-2006 12:10:26	Bright	35.000	60	7Bet UMi	2.0810	3950.0	70	24254	No
115	GOM_NL__2PRFIN20061020_121525_000000382052_00152_24254_2813.N1	20-OCT-2006 12:15:25	Bright	38.000	36	50Alp UMa	1.8000	6300.0	76	24254	No
116	GOM_NL__2PRFIN20061020_121659_000000372052_00152_24254_2814.N1	20-OCT-2006 12:16:59	Bright	37.000	82	48Bet UMa	2.3650	10600.	74	24254	No
117	GOM_NL__2PRFIN20061020_122027_000000392052_00152_24254_2815.N1	20-OCT-2006 12:20:27	Bright	39.000	174	52Psi UMa	3.0040	4400.0	78	24254	No
118	GOM_NL__2PRFIN20061020_122720_000000352052_00152_24254_2816.N1	20-OCT-2006 12:27:20	Bright	35.000	96	68Del Leo	2.5600	9300.0	70	24254	No
119	GOM_NL__2PRFIN20061020_124653_000000372052_00152_24254_2817.N1	20-OCT-2006 12:46:53	Dark	37.000	113	Mu Vel	2.6920	5000.0	74	24254	No
120	GOM_NL__2PRFIN20061020_125113_000000422052_00153_24255_2803.N1	20-OCT-2006 12:51:13	Dark	41.500	46	Del Vel	1.9540	10600.	83	24255	No
121	GOM_NL__2PRFIN20061020_125320_000000382052_00153_24255_2804.N1	20-OCT-2006 12:53:20	Dark	38.000	29	Bet Car	1.6720	10200.	76	24255	No
122	GOM_NL__2PRFIN20061020_130423_000000372052_00153_24255_2805.N1	20-OCT-2006 13:04:23	Dark	37.000	143	Alp Hyi	2.8570	7200.0	74	24255	No
123	GOM_NL__2PRFIN20061020_130549_000000452052_00153_24255_2806.N1	20-OCT-2006 13:05:49	Dark	44.500	9	Alp Eri	0.45300	24000.	89	24255	No
124	GOM_NL__2PRFIN20061020_131044_000000402052_00153_24255_2807.N1	20-OCT-2006 13:10:44	Straylight	40.000	84	Alp Phe	2.3970	4500.0	80	24255	No
125	GOM_NL__2PRFIN20061020_131718_000000422052_00153_24255_2808.N1	20-OCT-2006 13:17:18	Straylight	42.000	52	16Bet Cet	2.0370	4500.0	84	24255	No
126	GOM_NL__2PRFIN20061020_132650_000000352052_00153_24255_2809.N1	20-OCT-2006 13:26:50	Bright	34.500	140	88Gam Peg	2.8340	26000.	69	24255	No
127	GOM_NL__2PRFIN20061020_133045_000000352052_00153_24255_2810.N1	20-OCT-2006 13:30:45	Bright	35.000	58	21Alp And	2.0730	11000.	70	24255	No
128	GOM_NL__2PRFIN20061020_133837_000000372052_00153_24255_2811.N1	20-OCT-2006 13:38:37	Bright	37.000	68	18Alp Cas	2.2250	4500.0	74	24255	No
129	GOM_NL__2PRFIN20061020_134746_000000352052_00153_24255_2812.N1	20-OCT-2006 13:47:46	Bright	35.000	49	1Alp UMi	1.9900	6300.0	70	24255	No
130	GOM_NL__2PRFIN20061020_135102_000000342052_00153_24255_2813.N1	20-OCT-2006 13:51:02	Bright	33.500	60	7Bet UMi	2.0810	3950.0	67	24255	No
131	GOM_NL__2PRFIN20061020_135601_000000372052_00153_24255_2814.N1	20-OCT-2006 13:56:01	Bright	37.000	36	50Alp UMa	1.8000	6300.0	74	24255	No
132	GOM_NL__2PRFIN20061020_135735_000000372052_00153_24255_2815.N1	20-OCT-2006 13:57:35	Bright	36.500	82	48Bet UMa	2.3650	10600.	73	24255	No
133	GOM_NL__2PRFIN20061020_140103_000000342052_00153_24255_2816.N1	20-OCT-2006 14:01:03	Bright	34.000	174	52Psi UMa	3.0040	4400.0	68	24255	No
134	GOM_NL__2PRFIN20061020_140756_000000352052_00153_24255_2817.N1	20-OCT-2006 14:07:56	Bright	35.000	96	68Del Leo	2.5600	9300.0	70	24255	No
135	GOM_NL__2PRFIN20061020_142729_000000412052_00153_24255_2818.N1	20-OCT-2006 14:27:29	Dark	41.000	113	Mu Vel	2.6920	5000.0	82	24255	No
136	GOM_NL__2PRFIN20061020_143150_000000412052_00154_24256_2804.N1	20-OCT-2006 14:31:50	Dark	41.000	46	Del Vel	1.9540	10600.	82	24256	No
137	GOM_NL__2PRFIN20061020_143356_000000472052_00154_24256_2805.N1	20-OCT-2006 14:33:56	Dark	46.500	29	Bet Car	1.6720	10200.	93	24256	No
138	GOM_NL__2PRFIN20061020_144459_000000382052_00154_24256_2806.N1	20-OCT-2006 14:44:59	Dark	37.500	143	Alp Hyi	2.8570	7200.0	75	24256	No
139	GOM_NL__2PRFIN20061020_144625_000000432052_00154_24256_2807.N1	20-OCT-2006 14:46:25	Dark	42.500	9	Alp Eri	0.45300	24000.	85	24256	No
140	GOM_NL__2PRFIN20061020_145120_000000402052_00154_24256_2808.N1	20-OCT-2006 14:51:20	Straylight	39.500	84	Alp Phe	2.3970	4500.0	79	24256	No
141	GOM_NL__2PRFIN20061020_145754_000000442052_00154_24256_2809.N1	20-OCT-2006 14:57:54	Straylight	43.500	52	16Bet Cet	2.0370	4500.0	87	24256	No
142	GOM_NL__2PRFIN20061020_150726_000000352052_00154_24256_2810.N1	20-OCT-2006 15:07:26	Bright	35.000	140	88Gam Peg	2.8340	26000.	70	24256	No
143	GOM_NL__2PRFIN20061020_151121_000000372052_00154_24256_2811.N1	20-OCT-2006 15:11:21	Bright	36.500	58	21Alp And	2.0730	11000.	73	24256	No
144	GOM_NL__2PRFIN20061020_151913_000000382052_00154_24256_2812.N1	20-OCT-2006 15:19:13	Bright	38.000	68	18Alp Cas	2.2250	4500.0	76	24256	No
145	GOM_NL__2PRFIN20061020_152822_000000362052_00154_24256_2813.N1	20-OCT-2006 15:28:22	Bright	35.500	49	1Alp UMi	1.9900	6300.0	71	24256	No
146	GOM_NL__2PRFIN20061020_153138_000000362052_00154_24256_2814.N1	20-OCT-2006 15:31:38	Bright	35.500	60	7Bet UMi	2.0810	3950.0	71	24256	No
147	GOM_NL__2PRFIN20061020_153637_000000382052_00154_24256_2815.N1	20-OCT-2006 15:36:37	Bright	38.000	36	50Alp UMa	1.8000	6300.0	76	24256	No
148	GOM_NL__2PRFIN20061020_153811_000000372052_00154_24256_2816.N1	20-OCT-2006 15:38:11	Bright	36.500	82	48Bet UMa	2.3650	10600.	73	24256	No
149	GOM_NL__2PRFIN20061020_154139_000000402052_00154_24256_2817.N1	20-OCT-2006 15:41:39	Bright	40.000	174	52Psi UMa	3.0040	4400.0	80	24256	No
150	GOM_NL__2PRFIN20061020_154832_000000352052_00154_24256_2818.N1	20-OCT-2006 15:48:32	Bright	34.500	96	68Del Leo	2.5600	9300.0	69	24256	No
151	GOM_NL__2PRFIN20061020_160805_000000412052_00154_24256_2819.N1	20-OCT-2006 16:08:05	Dark	40.500	113	Mu Vel	2.6920	5000.0	81	24256	No
152	GOM_NL__2PRFIN20061020_161226_000000382052_00155_24257_2805.N1	20-OCT-2006 16:12:26	Dark	38.000	46	Del Vel	1.9540	10600.	76	24257	No
153	GOM_NL__2PRFIN20061020_161432_000000452052_00155_24257_2806.N1	20-OCT-2006 16:14:32	Dark	44.500	29	Bet Car	1.6720	10200.	89	24257	No
154	GOM_NL__2PRFIN20061020_162535_000000372052_00155_24257_2807.N1	20-OCT-2006 16:25:35	Dark	37.000	143	Alp Hyi	2.8570	7200.0	74	24257	No
155	GOM_NL__2PRFIN20061020_162701_000000412052_00155_24257_2808.N1	20-OCT-2006 16:27:01	Dark	41.000	9	Alp Eri	0.45300	24000.	82	24257	No
156	GOM_NL__2PRFIN20061020_163157_000000432052_00155_24257_2809.N1	20-OCT-2006 16:31:57	Straylight	42.500	84	Alp Phe	2.3970	4500.0	85	24257	No
157	GOM_NL__2PRFIN20061020_163830_000000462052_00155_24257_2810.N1	20-OCT-2006 16:38:30	Straylight	45.500	52	16Bet Cet	2.0370	4500.0	91	24257	No
158	GOM_NL__2PRFIN20061020_164802_000000342052_00155_24257_2811.N1	20-OCT-2006 16:48:02	Bright	34.000	140	88Gam Peg	2.8340	26000.	68	24257	No
159	GOM_NL__2PRFIN20061020_165157_000000362052_00155_24257_2812.N1	20-OCT-2006 16:51:57	Bright	36.000	58	21Alp And	2.0730	11000.	72	24257	No
160	GOM_NL__2PRFIN20061020_165949_000000382052_00155_24257_2813.N1	20-OCT-2006 16:59:49	Bright	37.500	68	18Alp Cas	2.2250	4500.0	75	24257	No

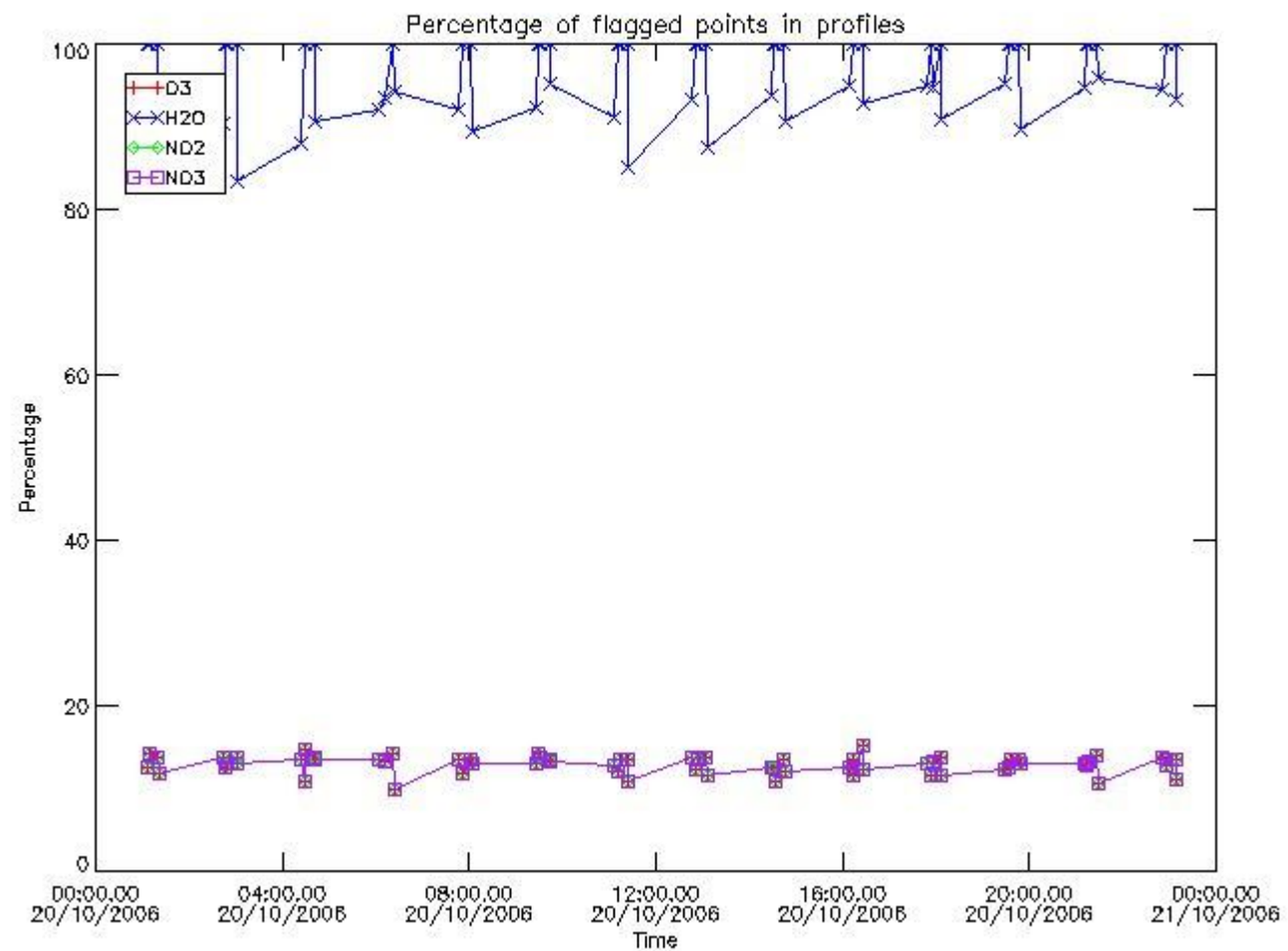
161	GOM_NL__2PRFIN20061020_170858_000000372052_00155_24257_2814.N1	20-OCT-2006 17:08:58	Bright	36.500	49	1Alp UMi	1.9900	6300.0	73	24257	No
162	GOM_NL__2PRFIN20061020_171214_000000372052_00155_24257_2815.N1	20-OCT-2006 17:12:14	Bright	37.000	60	7Bet UMi	2.0810	3950.0	74	24257	No
163	GOM_NL__2PRFIN20061020_171713_000000382052_00155_24257_2816.N1	20-OCT-2006 17:17:13	Bright	38.000	36	50Alp UMa	1.8000	6300.0	76	24257	No
164	GOM_NL__2PRFIN20061020_171847_000000422052_00155_24257_2817.N1	20-OCT-2006 17:18:47	Bright	41.500	82	48Bet UMa	2.3650	10600.	83	24257	No
165	GOM_NL__2PRFIN20061020_172215_000000352052_00155_24257_2818.N1	20-OCT-2006 17:22:15	Bright	35.000	174	52Psi UMa	3.0040	4400.0	70	24257	No
166	GOM_NL__2PRFIN20061020_172908_000000352052_00155_24257_2819.N1	20-OCT-2006 17:29:08	Bright	35.000	96	68Del Leo	2.5600	9300.0	70	24257	No
167	GOM_NL__2PRFIN20061020_174842_000000402052_00155_24257_2820.N1	20-OCT-2006 17:48:42	Dark	39.500	113	Mu Vel	2.6920	5000.0	79	24257	No
168	GOM_NL__2PRFIN20061020_175303_000000452052_00156_24258_2826.N1	20-OCT-2006 17:53:03	Dark	44.500	46	Del Vel	1.9540	10600.	89	24258	No
169	GOM_NL__2PRFIN20061020_175508_000000392052_00156_24258_2827.N1	20-OCT-2006 17:55:08	Dark	38.500	29	Bet Car	1.6720	10200.	77	24258	No
170	GOM_NL__2PRFIN20061020_180612_000000372052_00156_24258_2828.N1	20-OCT-2006 18:06:12	Dark	37.000	143	Alp Hyi	2.8570	7200.0	74	24258	No
171	GOM_NL__2PRFIN20061020_180737_000000442052_00156_24258_2829.N1	20-OCT-2006 18:07:37	Dark	43.500	9	Alp Eri	0.45300	24000.	87	24258	No
172	GOM_NL__2PRFIN20061020_181233_000000402052_00156_24258_2830.N1	20-OCT-2006 18:12:33	Straylight	40.000	84	Alp Phe	2.3970	4500.0	80	24258	No
173	GOM_NL__2PRFIN20061020_181906_000000422052_00156_24258_2831.N1	20-OCT-2006 18:19:06	Straylight	42.000	52	16Bet Cet	2.0370	4500.0	84	24258	No
174	GOM_NL__2PRFIN20061020_182838_000000352052_00156_24258_2832.N1	20-OCT-2006 18:28:38	Bright	35.000	140	88Gam Peg	2.8340	26000.	70	24258	No
175	GOM_NL__2PRFIN20061020_183233_000000372052_00156_24258_2833.N1	20-OCT-2006 18:32:33	Bright	36.500	58	21Alp And	2.0730	11000.	73	24258	No
176	GOM_NL__2PRFIN20061020_184025_000000382052_00156_24258_2834.N1	20-OCT-2006 18:40:25	Bright	38.000	68	18Alp Cas	2.2250	4500.0	76	24258	No
177	GOM_NL__2PRFIN20061020_184934_000000352052_00156_24258_2835.N1	20-OCT-2006 18:49:34	Bright	34.500	49	1Alp UMi	1.9900	6300.0	69	24258	No
178	GOM_NL__2PRFIN20061020_185250_000000472052_00156_24258_2836.N1	20-OCT-2006 18:52:50	Bright	46.500	60	7Bet UMi	2.0810	3950.0	93	24258	No
179	GOM_NL__2PRFIN20061020_185749_000000342052_00156_24258_2837.N1	20-OCT-2006 18:57:49	Bright	34.000	36	50Alp UMa	1.8000	6300.0	68	24258	No
180	GOM_NL__2PRFIN20061020_185923_000000352052_00156_24258_2838.N1	20-OCT-2006 18:59:23	Bright	35.000	82	48Bet UMa	2.3650	10600.	70	24258	No
181	GOM_NL__2PRFIN20061020_190251_000000372052_00156_24258_2839.N1	20-OCT-2006 19:02:51	Bright	37.000	174	52Psi UMa	3.0040	4400.0	74	24258	No
182	GOM_NL__2PRFIN20061020_190945_000000352052_00156_24258_2840.N1	20-OCT-2006 19:09:45	Bright	35.000	96	68Del Leo	2.5600	9300.0	70	24258	No
183	GOM_NL__2PRFIN20061020_192918_000000422052_00156_24258_2841.N1	20-OCT-2006 19:29:18	Dark	41.500	113	Mu Vel	2.6920	5000.0	83	24258	No
184	GOM_NL__2PRFIN20061020_193339_000000412052_00157_24259_2827.N1	20-OCT-2006 19:33:39	Dark	40.500	46	Del Vel	1.9540	10600.	81	24259	No
185	GOM_NL__2PRFIN20061020_193545_000000382052_00157_24259_2828.N1	20-OCT-2006 19:35:45	Dark	37.500	29	Bet Car	1.6720	10200.	75	24259	No
186	GOM_NL__2PRFIN20061020_194648_000000382052_00157_24259_2829.N1	20-OCT-2006 19:46:48	Dark	38.000	143	Alp Hyi	2.8570	7200.0	76	24259	No
187	GOM_NL__2PRFIN20061020_194814_000000392052_00157_24259_2830.N1	20-OCT-2006 19:48:14	Dark	39.000	9	Alp Eri	0.45300	24000.	78	24259	No
188	GOM_NL__2PRFIN20061020_195309_000000412052_00157_24259_2831.N1	20-OCT-2006 19:53:09	Straylight	41.000	84	Alp Phe	2.3970	4500.0	82	24259	No
189	GOM_NL__2PRFIN20061020_195942_000000442052_00157_24259_2832.N1	20-OCT-2006 19:59:42	Straylight	43.500	52	16Bet Cet	2.0370	4500.0	87	24259	No
190	GOM_NL__2PRFIN20061020_200914_000000362052_00157_24259_2833.N1	20-OCT-2006 20:09:14	Bright	36.000	140	88Gam Peg	2.8340	26000.	72	24259	No
191	GOM_NL__2PRFIN20061020_201309_000000372052_00157_24259_2834.N1	20-OCT-2006 20:13:09	Bright	36.500	58	21Alp And	2.0730	11000.	73	24259	No
192	GOM_NL__2PRFIN20061020_202101_000000372052_00157_24259_2835.N1	20-OCT-2006 20:21:01	Bright	37.000	68	18Alp Cas	2.2250	4500.0	74	24259	No
193	GOM_NL__2PRFIN20061020_203010_000000352052_00157_24259_2836.N1	20-OCT-2006 20:30:10	Bright	34.500	49	1Alp UMi	1.9900	6300.0	69	24259	No
194	GOM_NL__2PRFIN20061020_203326_000000512052_00157_24259_2837.N1	20-OCT-2006 20:33:26	Bright	50.500	60	7Bet UMi	2.0810	3950.0	101	24259	No
195	GOM_NL__2PRFIN20061020_203825_000000382052_00157_24259_2838.N1	20-OCT-2006 20:38:25	Bright	38.000	36	50Alp UMa	1.8000	6300.0	76	24259	No
196	GOM_NL__2PRFIN20061020_203959_000000372052_00157_24259_2839.N1	20-OCT-2006 20:39:59	Bright	37.000	82	48Bet UMa	2.3650	10600.	74	24259	No
197	GOM_NL__2PRFIN20061020_204327_000000372052_00157_24259_2840.N1	20-OCT-2006 20:43:27	Bright	36.500	174	52Psi UMa	3.0040	4400.0	73	24259	No
198	GOM_NL__2PRFIN20061020_205021_000000352052_00157_24259_2841.N1	20-OCT-2006 20:50:21	Bright	35.000	96	68Del Leo	2.5600	9300.0	70	24259	No
199	GOM_NL__2PRFIN20061020_210954_000000392052_00157_24259_2842.N1	20-OCT-2006 21:09:54	Dark	39.000	113	Mu Vel	2.6920	5000.0	78	24259	No
200	GOM_NL__2PRFIN20061020_211416_000000402052_00158_24260_2828.N1	20-OCT-2006 21:14:16	Dark	40.000	46	Del Vel	1.9540	10600.	80	24260	No
201	GOM_NL__2PRFIN20061020_211621_000000392052_00158_24260_2829.N1	20-OCT-2006 21:16:21	Dark	38.500	29	Bet Car	1.6720	10200.	77	24260	No
202	GOM_NL__2PRFIN20061020_212724_000000372052_00158_24260_2830.N1	20-OCT-2006 21:27:24	Dark	36.500	143	Alp Hyi	2.8570	7200.0	73	24260	No
203	GOM_NL__2PRFIN20061020_212850_000000482052_00158_24260_2831.N1	20-OCT-2006 21:28:50	Dark	48.000	9	Alp Eri	0.45300	24000.	96	24260	No
204	GOM_NL__2PRFIN20061020_213345_000000392052_00158_24260_2832.N1	20-OCT-2006 21:33:45	Straylight	39.000	84	Alp Phe	2.3970	4500.0	78	24260	No
205	GOM_NL__2PRFIN20061020_214019_000000402052_00158_24260_2833.N1	20-OCT-2006 21:40:19	Straylight	40.000	52	16Bet Cet	2.0370	4500.0	80	24260	No
206	GOM_NL__2PRFIN20061020_214951_000000352052_00158_24260_2834.N1	20-OCT-2006 21:49:51	Bright	35.000	140	88Gam Peg	2.8340	26000.	70	24260	No
207	GOM_NL__2PRFIN20061020_215345_000000352052_00158_24260_2835.N1	20-OCT-2006 21:53:45	Bright	35.000	58	21Alp And	2.0730	11000.	70	24260	No
208	GOM_NL__2PRFIN20061020_220137_000000372052_00158_24260_2836.N1	20-OCT-2006 22:01:37	Bright	37.000	68	18Alp Cas	2.2250	4500.0	74	24260	No
209	GOM_NL__2PRFIN20061020_221046_000000372052_00158_24260_2837.N1	20-OCT-2006 22:10:46	Bright	36.500	49	1Alp UMi	1.9900	6300.0	73	24260	No
210	GOM_NL__2PRFIN20061020_221402_000000322052_00158_24260_2838.N1	20-OCT-2006 22:14:02	Bright	32.000	60	7Bet UMi	2.0810	3950.0	64	24260	No
211	GOM_NL__2PRFIN20061020_221901_000000362052_00158_24260_2839.N1	20-OCT-2006 22:19:01	Bright	36.000	36	50Alp UMa	1.8000	6300.0	72	24260	No
212	GOM_NL__2PRFIN20061020_222035_000000342052_00158_24260_2840.N1	20-OCT-2006 22:20:35	Bright	34.000	82	48Bet UMa	2.3650	10600.	68	24260	No
213	GOM_NL__2PRFIN20061020_222403_000000532052_00158_24260_2841.N1	20-OCT-2006 22:24:03	Bright	53.000	174	52Psi UMa	3.0040	4400.0	106	24260	No
214	GOM_NL__2PRFIN20061020_223057_000000352052_00158_24260_2842.N1	20-OCT-2006 22:30:57	Bright	34.500	96	68Del Leo	2.5600	9300.0	69	24260	No
215	GOM_NL__2PRFIN20061020_225030_000000372052_00158_24260_2843.N1	20-OCT-2006 22:50:30	Dark	37.000	113	Mu Vel	2.6920	5000.0	74	24260	No
216	GOM_NL__2PRFIN20061020_225452_000000402052_00159_24261_2829.N1	20-OCT-2006 22:54:52	Dark	40.000	46	Del Vel	1.9540	10600.	80	24261	No
217	GOM_NL__2PRFIN20061020_225657_000000382052_00159_24261_2830.N1	20-OCT-2006 22:56:57	Dark	37.500	29	Bet Car	1.6720	10200.	75	24261	No
218	GOM_NL__2PRFIN20061020_230800_000000382052_00159_24261_2831.N1	20-OCT-2006 23:08:00	Dark	37.500	143	Alp Hyi	2.8570	7200.0	75	24261	No
219	GOM_NL__2PRFIN20061020_230926_000000462052_00159_24261_2832.N1	20-OCT-2006 23:09:26	Dark	45.500	9	Alp Eri	0.45300	24000.	91	24261	No

220	GOM_NL__2PRFIN20061020_231421_000000432052_00159_24261_2833.N1	20-OCT-2006 23:14:21	Straylight	42.500	84	Alp Phe	2.3970	4500.0	85	24261	No
221	GOM_NL__2PRFIN20061020_232055_000000432052_00159_24261_2834.N1	20-OCT-2006 23:20:55	Straylight	42.500	52	16Bet Cet	2.0370	4500.0	85	24261	No
222	GOM_NL__2PRFIN20061020_233026_000000362052_00159_24261_2835.N1	20-OCT-2006 23:30:26	Bright	35.500	140	88Gam Peg	2.8340	26000.	71	24261	No
223	GOM_NL__2PRFIN20061020_233421_000000362052_00159_24261_2836.N1	20-OCT-2006 23:34:21	Bright	36.000	58	21Alp And	2.0730	11000.	72	24261	No
224	GOM_NL__2PRFIN20061020_234212_000000382052_00159_24261_2837.N1	20-OCT-2006 23:42:12	Bright	38.000	68	18Alp Cas	2.2250	4500.0	76	24261	No
225	GOM_NL__2PRFIN20061020_235122_000000322052_00159_24261_2838.N1	20-OCT-2006 23:51:22	Bright	32.000	49	1Alp UMi	1.9900	6300.0	64	24261	No
226	GOM_NL__2PRFIN20061020_235439_000000372052_00159_24261_2839.N1	20-OCT-2006 23:54:39	Bright	37.000	60	7Bet UMi	2.0810	3950.0	74	24261	No
227	GOM_NL__2PRFIN20061020_235936_000000382052_00159_24261_2840.N1	20-OCT-2006 23:59:36	Bright	38.000	36	50Alp UMa	1.8000	6300.0	76	24261	No

3. Quality information per product

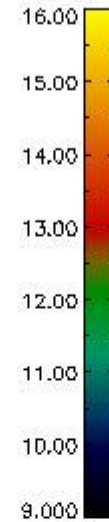
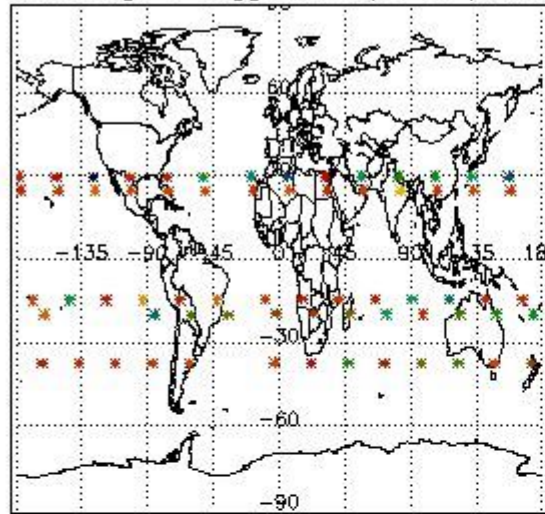
In this section it is plotted some information contained in the Quality Summary data set of the level 2 products. Only products in dark limb conditions and without errors (error flag in the MPH set to "0") are used.

3.1 Plot quality information per product (time dependant)

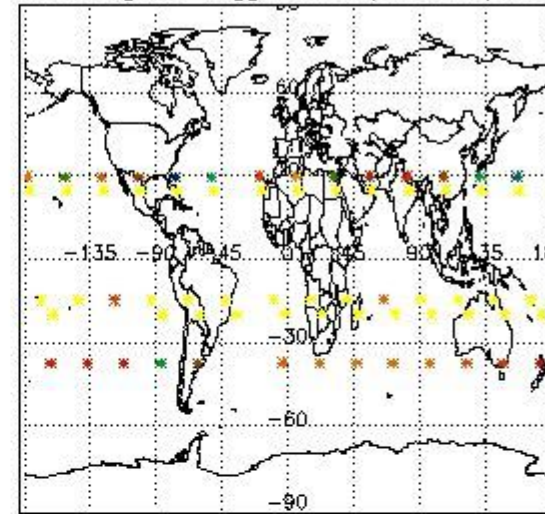


3.2 Plot quality information per product (world map)

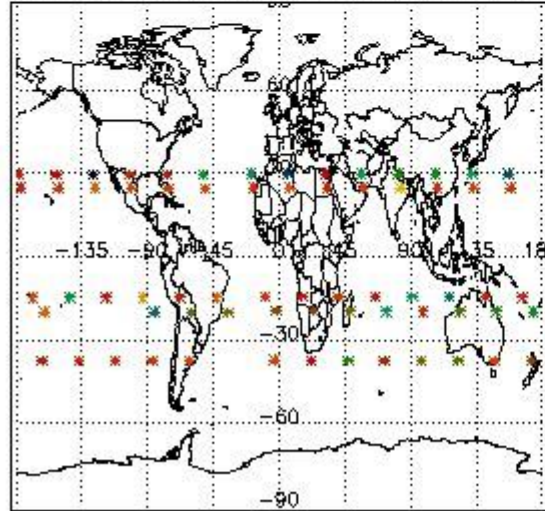
Percentage of flagged data per O3 profile



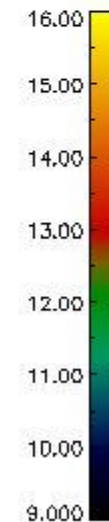
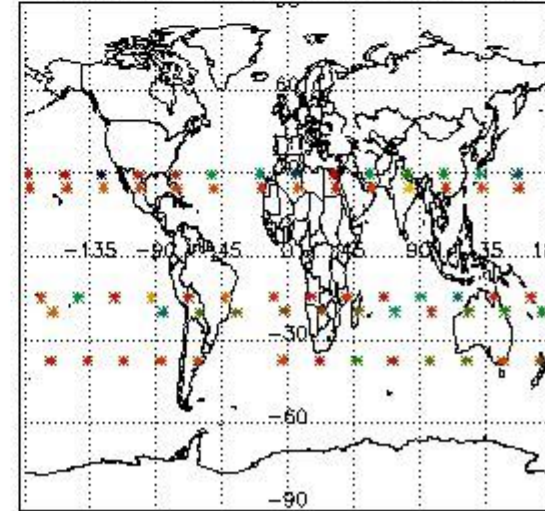
Percentage of flagged data per H2O profile



Percentage of flagged data per NO2 profile



Percentage of flagged data per NO3 profile

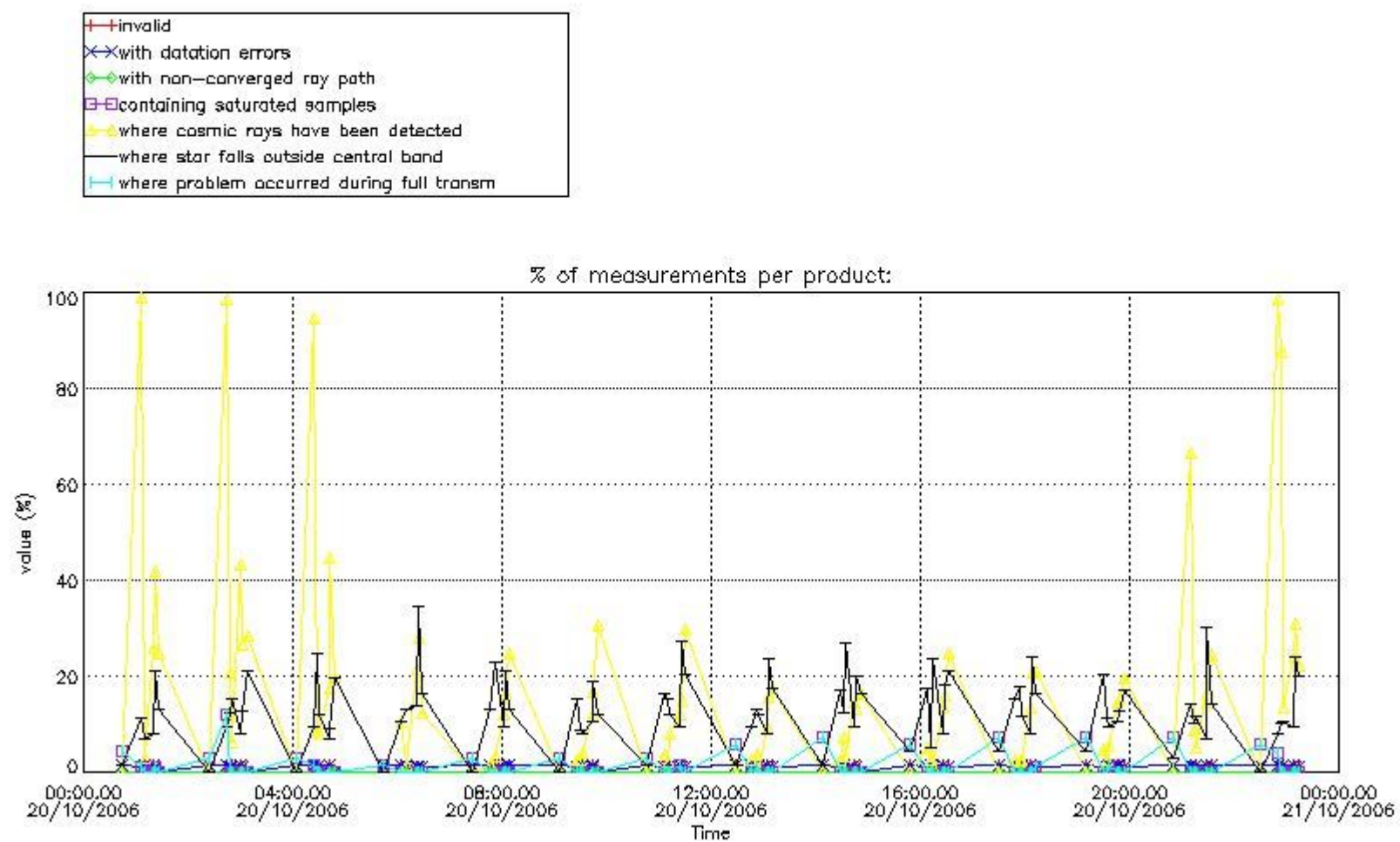


4. Level 1 quality information per product

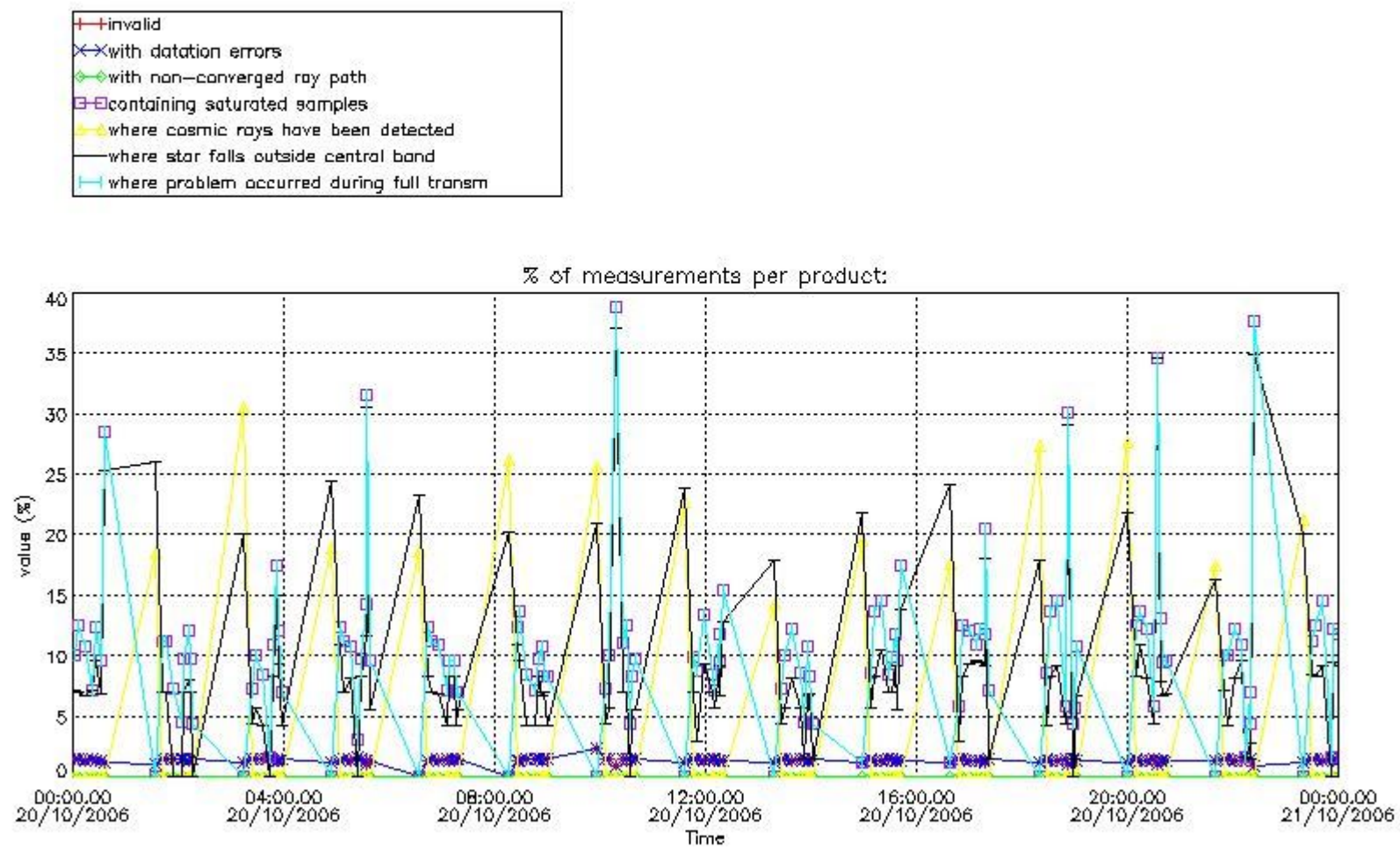
In this section it is plotted some information contained in the Quality Summary data set of the level 2 products that comes from the level 1b processing. Products without errors (error flag in the MPH set to "0") are used.

4.1 Plot quality information per product (time dependant) coming from level 1b processing

4.1.1 Plot level 1 quality information per product (time dependant): ENVISAT ASCENDING passes



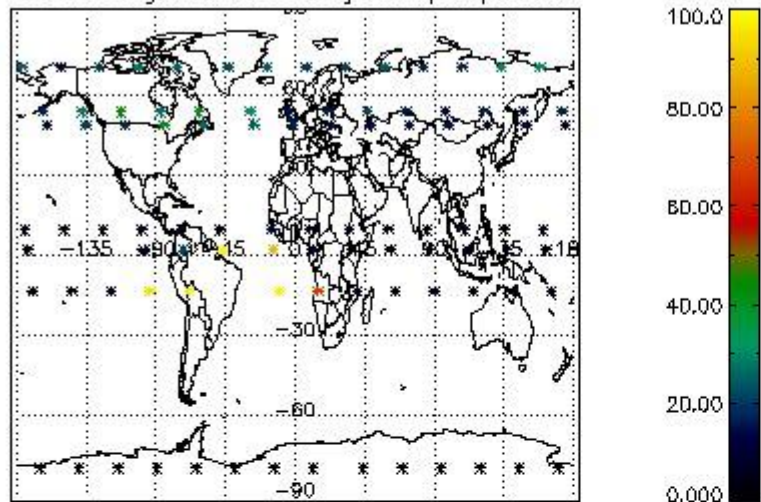
4.1.2 Plot level 1 quality information per product (time dependant): ENVI SAT DESCENDING passes



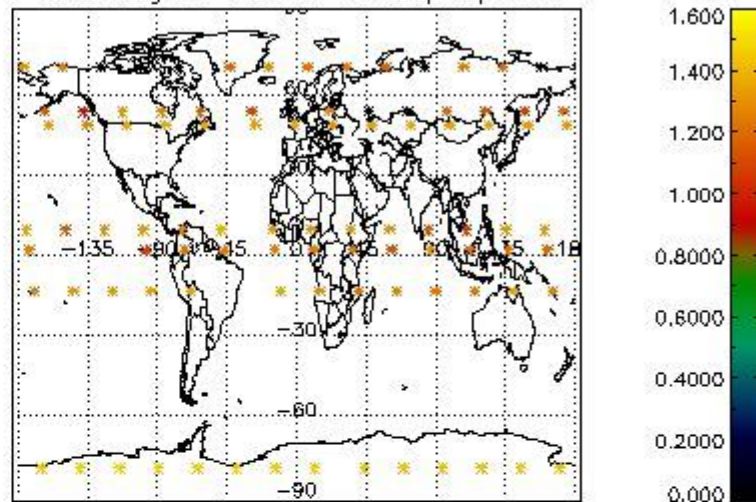
4.2 Plot quality information per product coming from level 1b processing (world map)

4.2.1 Plot level 1 quality information per product (world map): ENVISAT ASCENDING passes

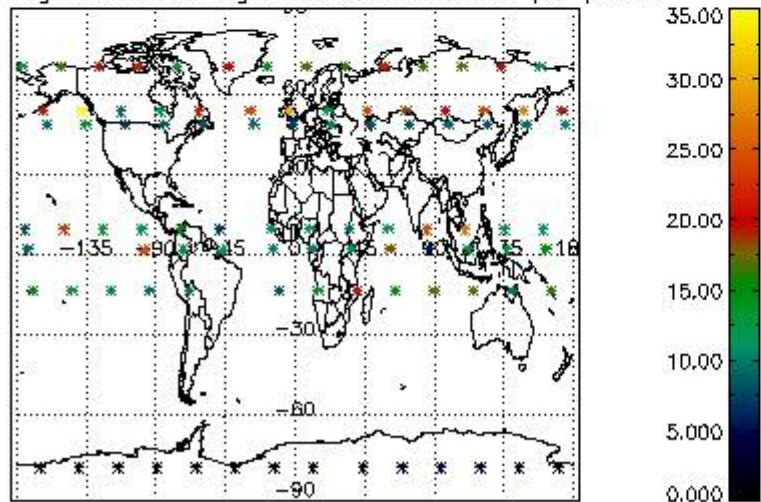
Percentage of cosmic ray hits per profile



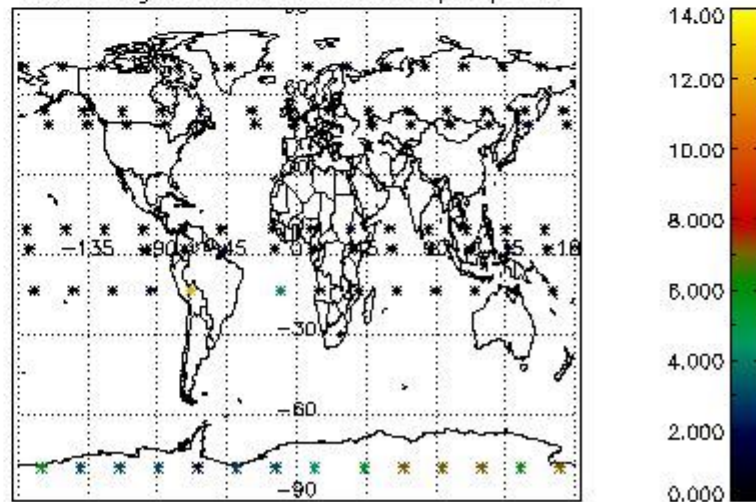
Percentage of datation errors per profile



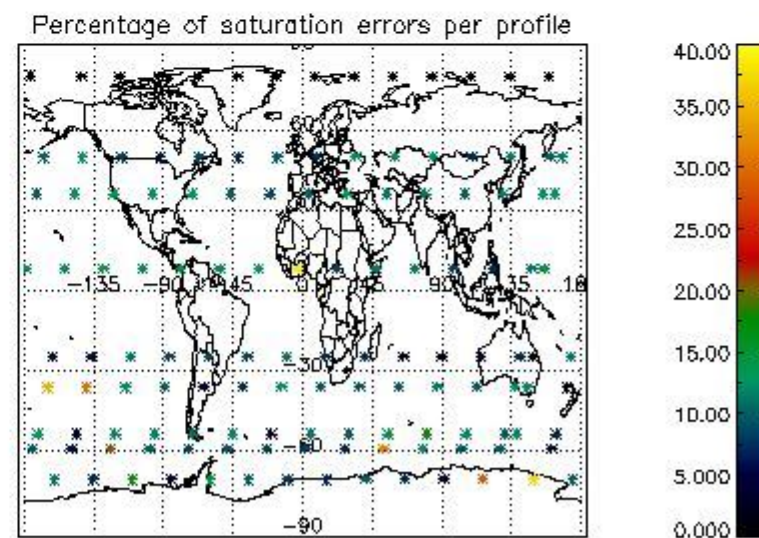
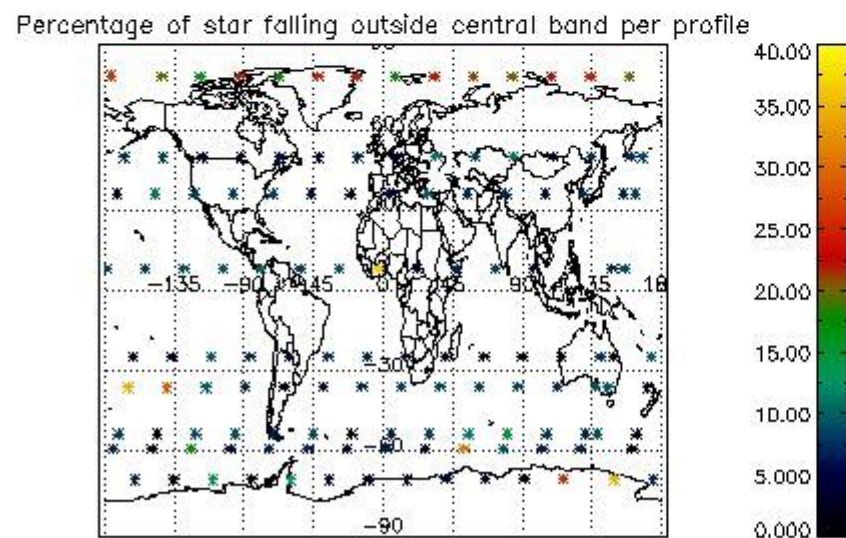
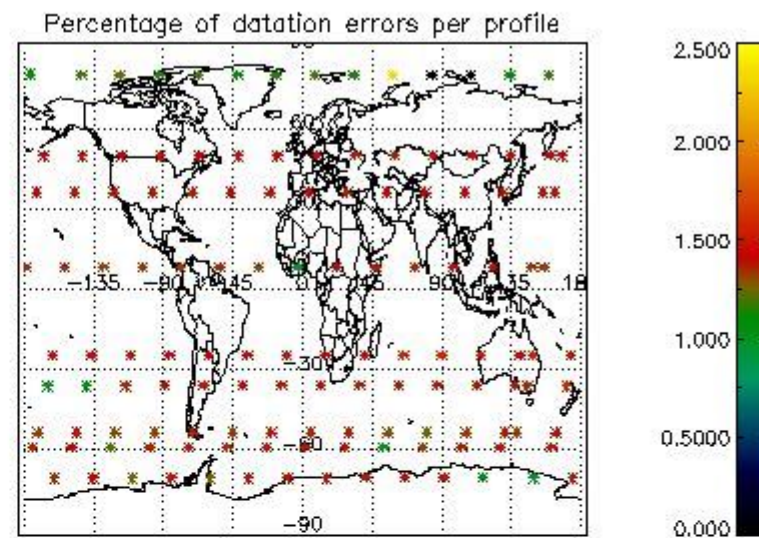
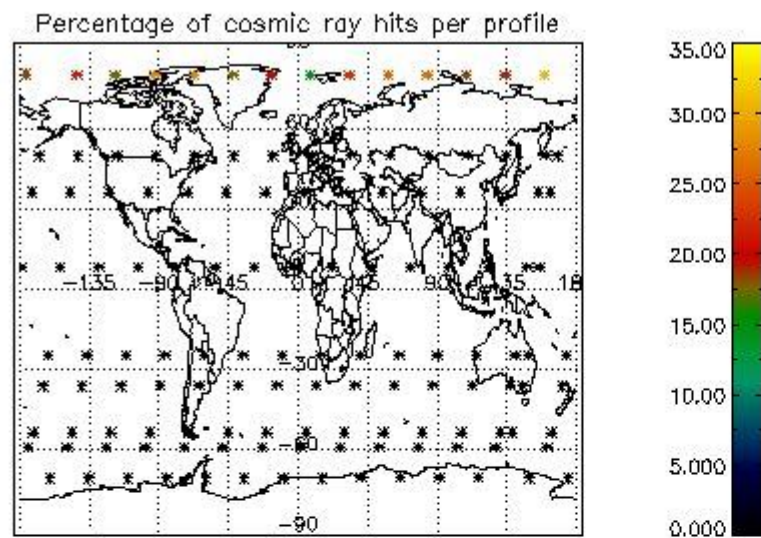
Percentage of star falling outside central band per profile



Percentage of saturation errors per profile



4.2.2 Plot level 1 quality information per product (world map): ENVISAT DESCENDING passes



5. Trace gas profiles

5.1 Ozone statistics based on quality of products

The final quality of the products can be "measured" using the STD (Standard Deviation) attached to every point profile. This information is written to the parameter GOM_NL__2P/NL_LOCAL_SPECIES_DENSITY/o3_std of the level 2 products. The table below shows the statistics for given STD ranges.

The statistics are given with respect to the overall valid production:

- Products without fatal errors: GOM_NL__2P/MPH/PRODUCT_ERR=0
- Valid point profile: GOM_NL__2P/NL_LOCAL_SPECIES_DENSITY/pcd(0)=0

The 'Criteria' is applied to valid points of dark limb products:

- Products in dark limb illumination condition: GOM_NL__2P/NL_SUMMARY_QUALITY/obs_ill_cond=0
- Products without fatal errors: GOM_NL__2P/MPH/PRODUCT_ERR=0
- Valid point profile: GOM_NL__2P/NL_LOCAL_SPECIES_DENSITY/pcd(0)=0

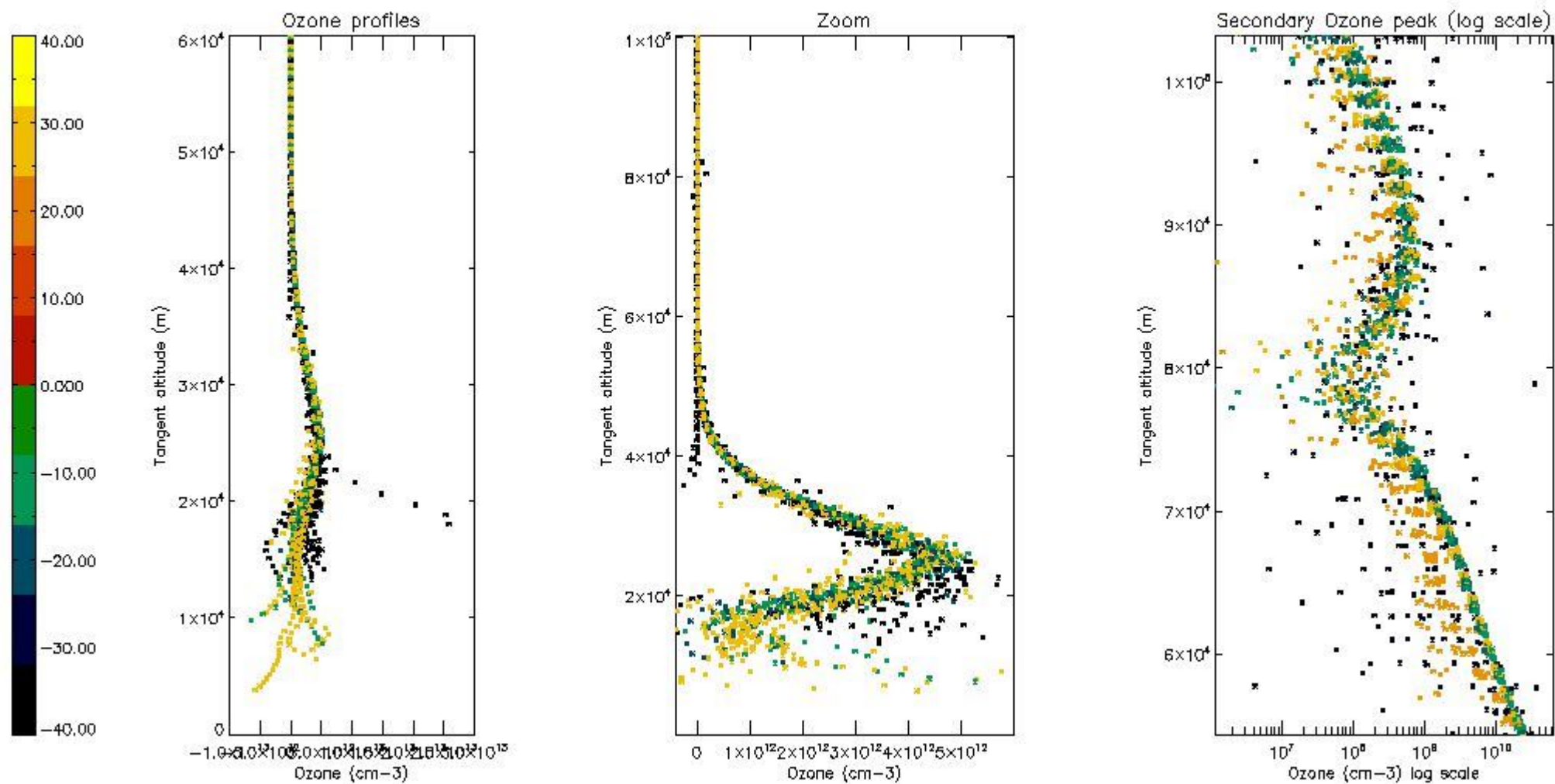
So, the table below shows the percentage of dark limb and valid observations for each criteria with respect to the overall valid daily observations.

Criteria	% of total production
All STD	32
STD < 20	18

STD < 10	14
STD < 5	9

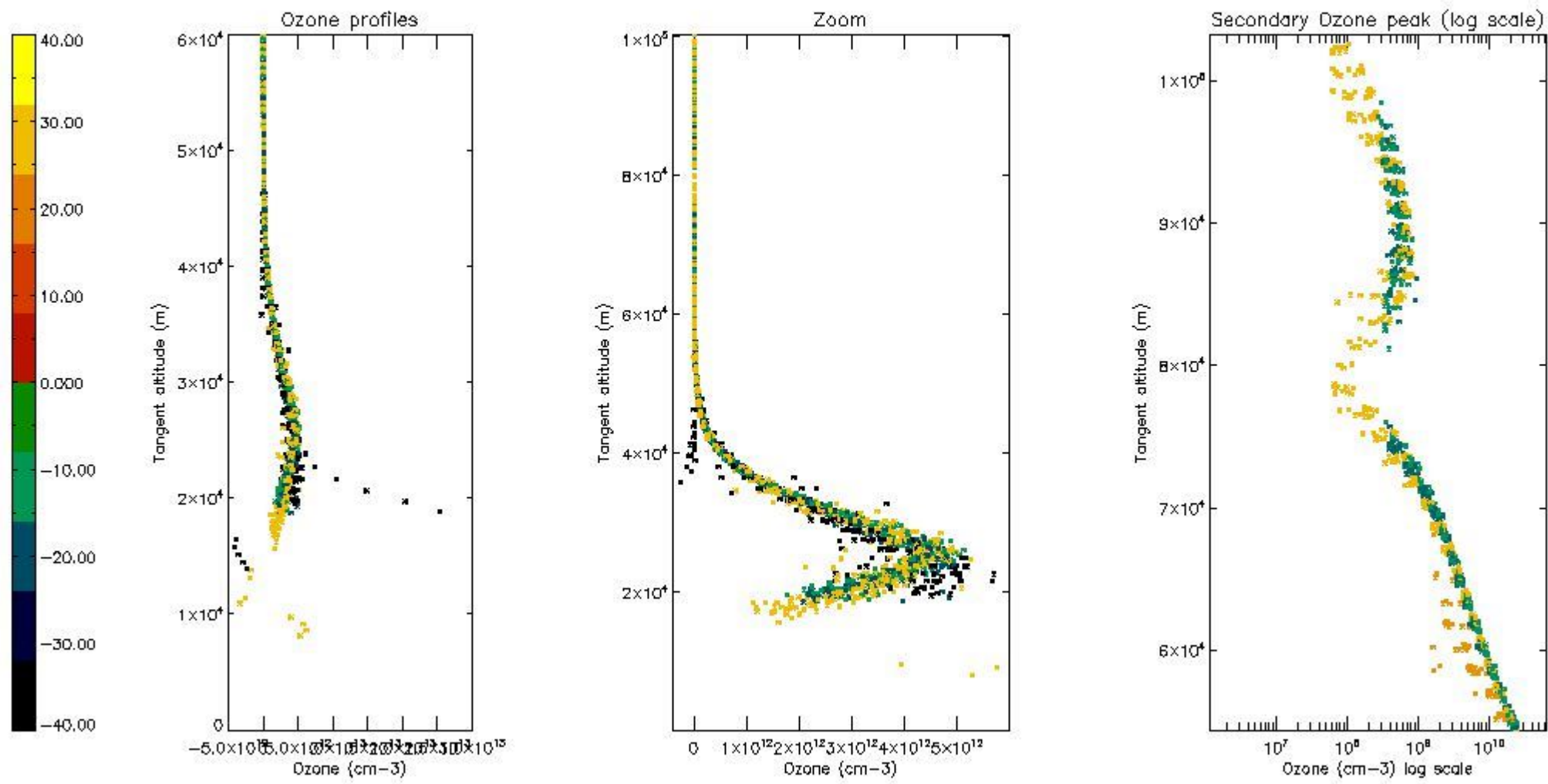
5.2 Plot ozone profiles for all STD (dark without errors)

The colorbar represents the latitude.



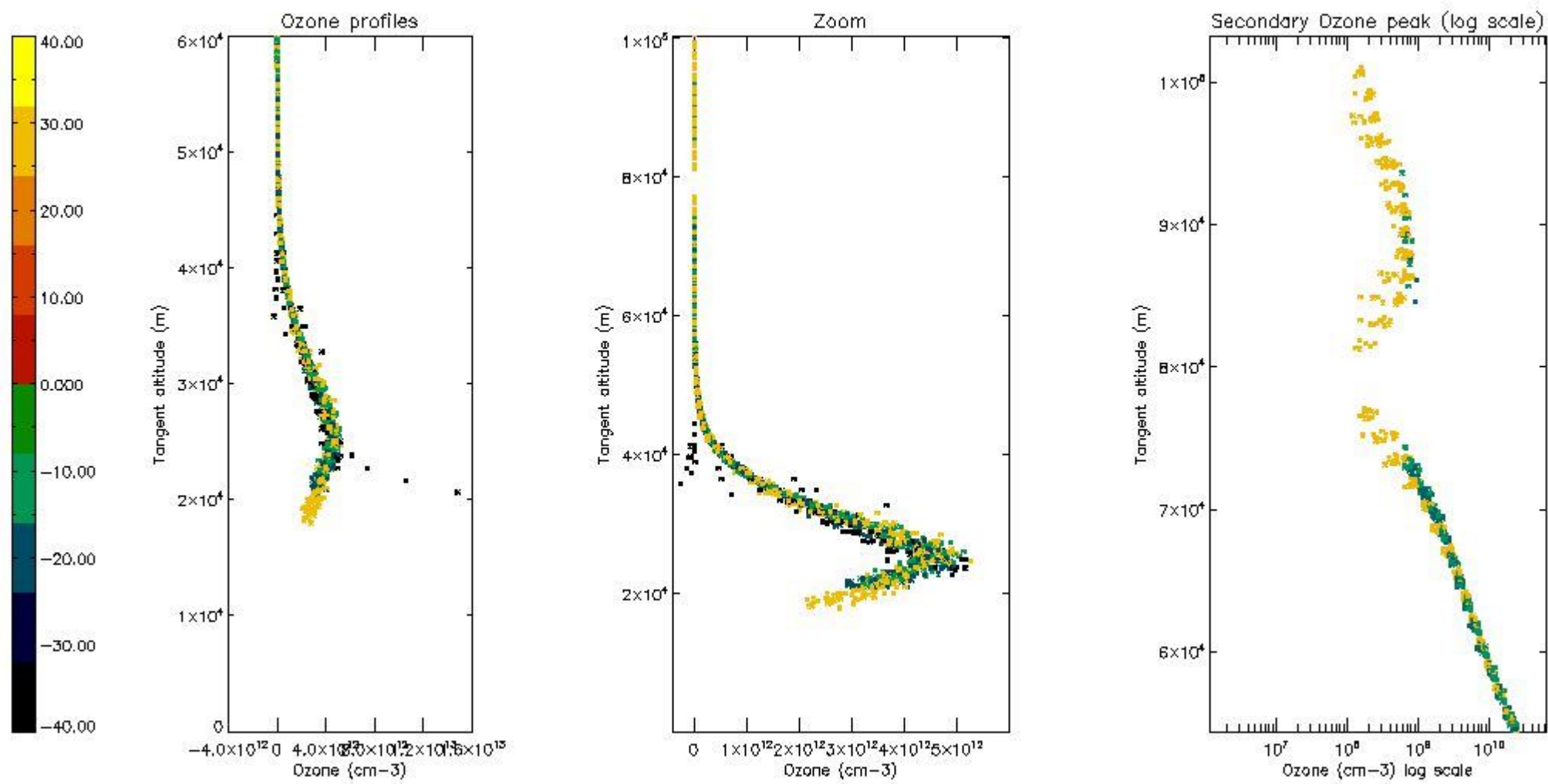
5.3 Plot ozone profiles where STD < 20% (dark without errors)

The colorbar represents the latitude.



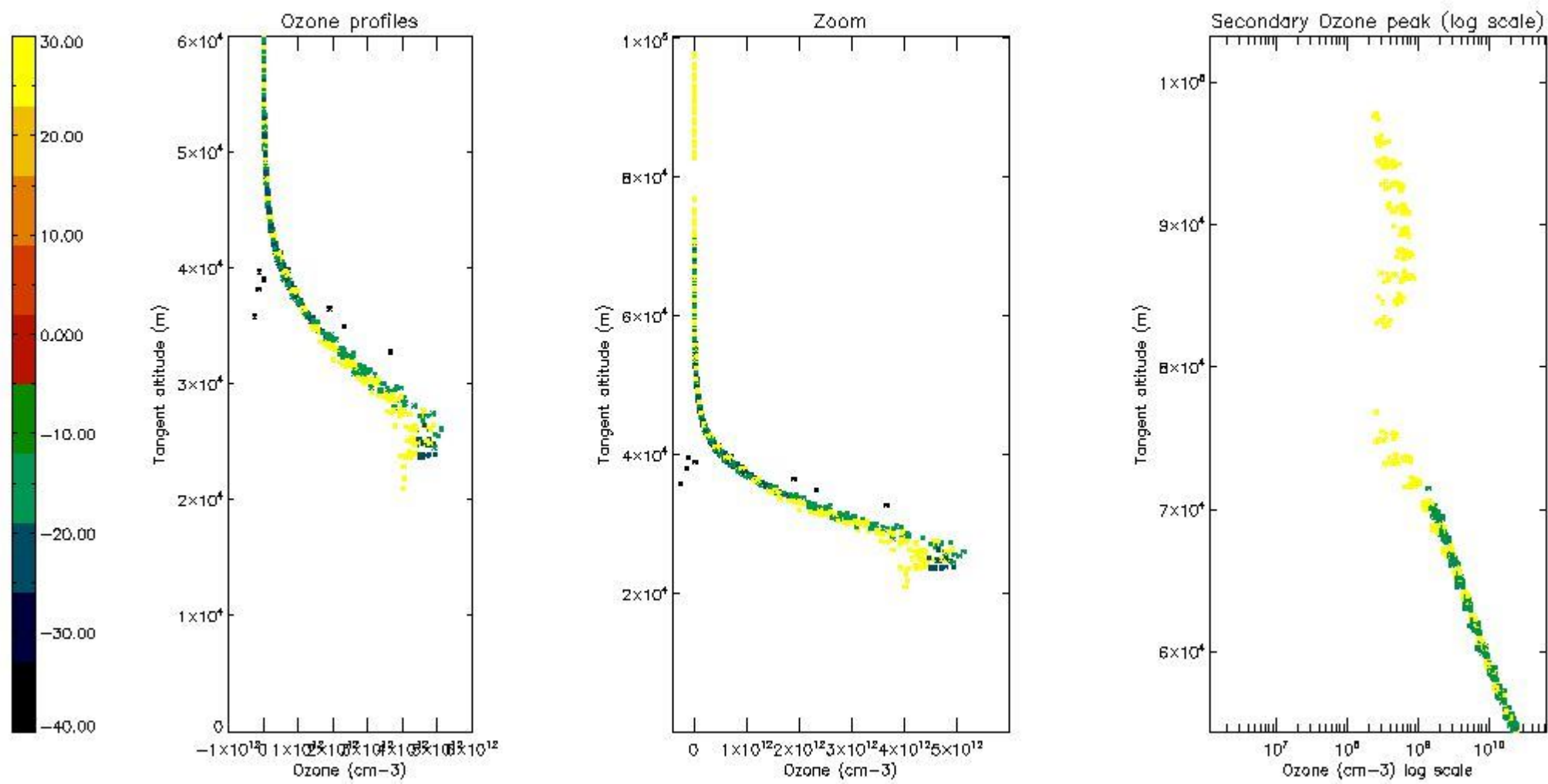
5.4 Plot ozone profiles where $STD < 10\%$ (dark without errors)

The colorbar represents the latitude.



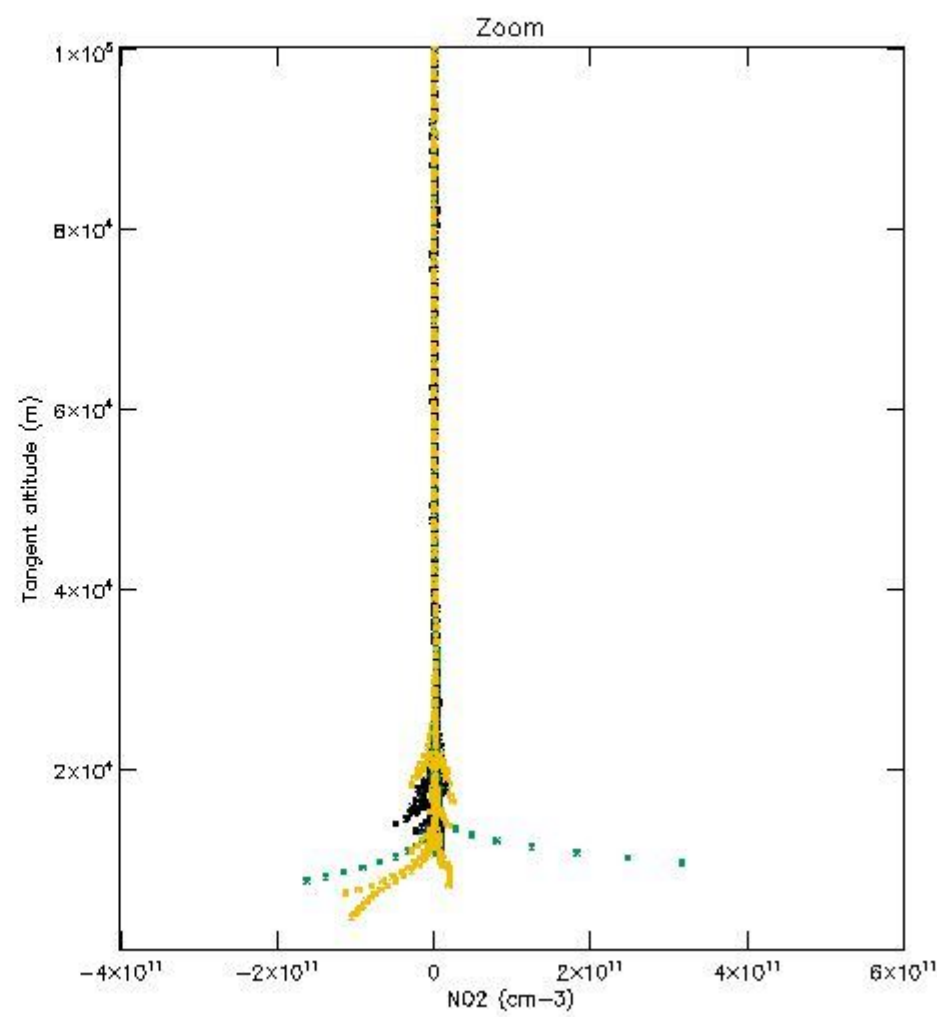
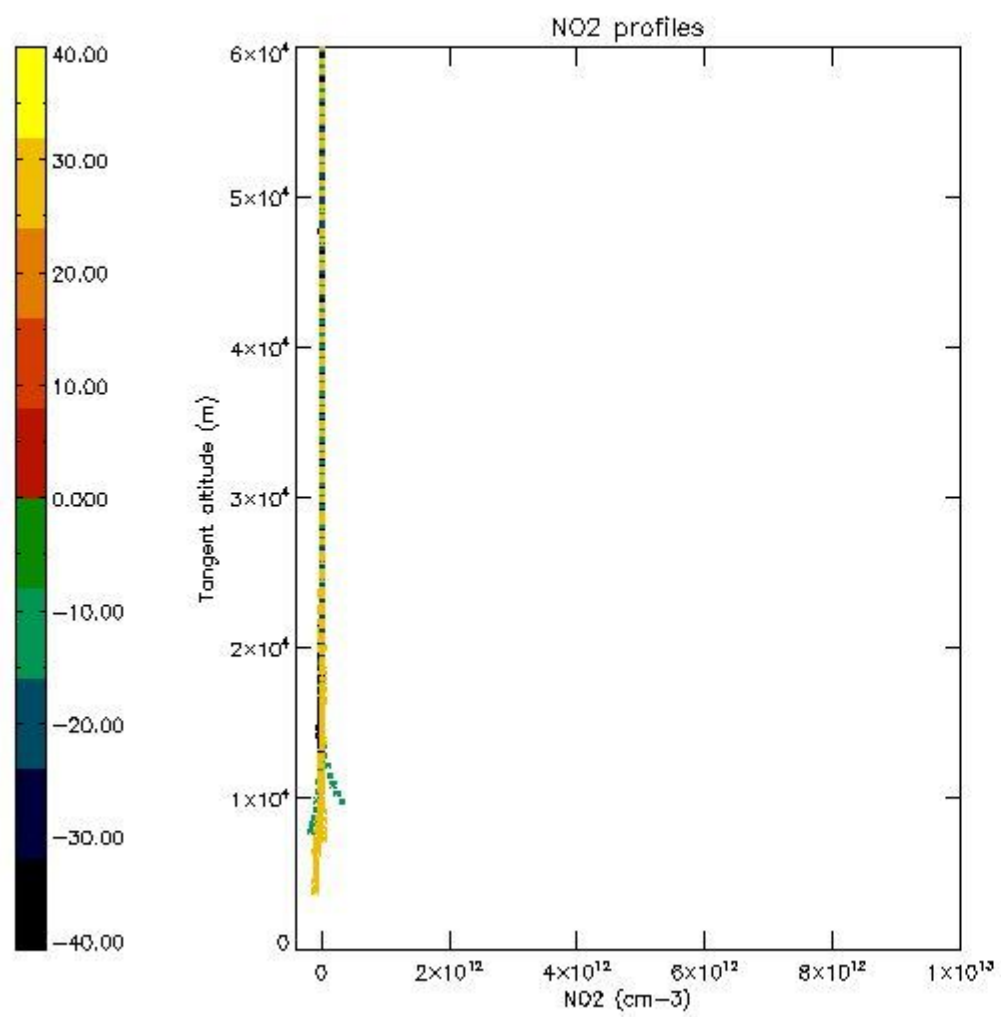
5.5 Plot ozone profiles where STD < 5% (dark without errors)

The colorbar represents the latitude.



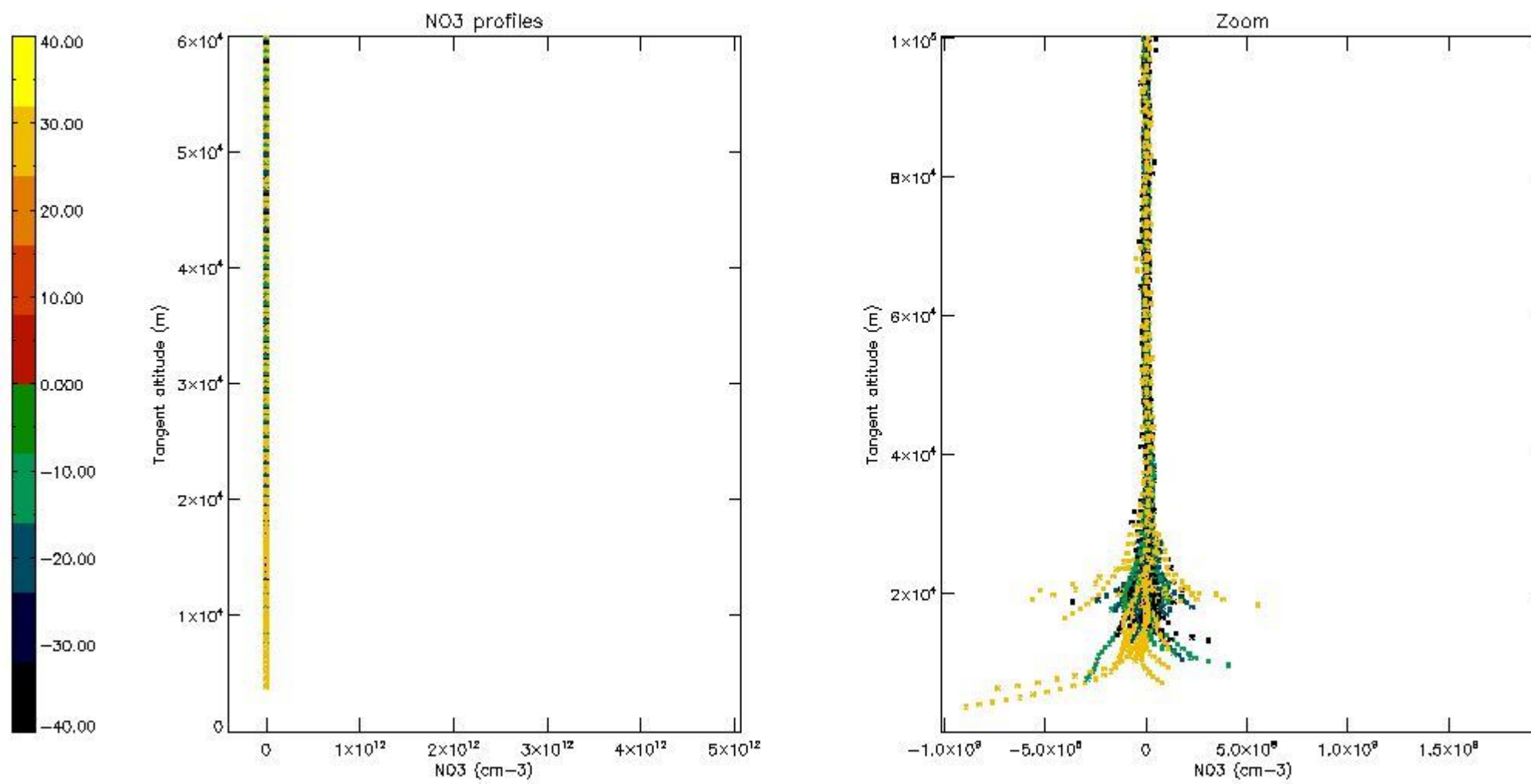
5.6 Plot NO₂ profiles for all STD (dark without errors)

The colorbar represents the latitude.



5.7 Plot NO3 profiles for all STD (dark without errors)

The colorbar represents the latitude.



6. Auxiliary Data Files used for the production reported in section 2

The number reported in the third column indicates since which file (see list in section 2) the corresponding auxiliary file has been used. The fourth column is the date of those product files.

Type	Auxiliary Filename	Used since product	Used since product date
INST_PHYS_CHARACTERISTICS	GOM_INS_AXVIEC20091111_143220_20030716_120000_20500101_000000	1	20-OCT-2006 00:02:02
LEVEL-2_PROC_CONFIG	GOM_PR2_AXVIEC20091111_152718_20020301_000000_20500101_000000	1	20-OCT-2006 00:02:02
CROSS_SECTIONS_FILE	GOM_CRS_AXVIEC20091111_154832_20020301_000000_20500101_000000	1	20-OCT-2006 00:02:02

GOMOS Level 2 Daily Report

SUMMARY

[1. General Info](#)

[2. Summary of processed GOM_NL_2P products](#)

[3. Level 2 Quality information per product](#)

[3.1 Plot of level 2 quality information per product \(time dependant\)](#)

[3.2 Plot of level 2 quality information per product \(world map\)](#)

[4. Level 1 Quality information per product \(stored on level 2 products\)](#)

[4.1 Plot of level 1 quality information per product \(time dependant\)](#)

[4.1.1 Plot of level 1 quality information per product \(time dependant\): ASCENDING](#)

[4.1.2 Plot of level 1 quality information per product \(time dependant\): DESCENDING](#)

[4.2 Plot of level 1 quality information per product \(world map\)](#)

[4.2.1 Plot of level 1 quality information per product \(world map\): ASCENDING](#)

[4.2.2 Plot of level 1 quality information per product \(world map\): DESCENDING](#)

[5. Ozone profiles based on quality statistics and other trace gas profiles](#)

[5.1 Ozone statistics based on quality of products](#)

[5.2 Plot ozone profiles for all STD \(dark without errors\)](#)

[5.3 Plot ozone profiles where STD < 20% \(dark without errors\)](#)

[5.4. Plot ozone profiles where STD < 10% \(dark without errors\)](#)

[5.5. Plot ozone profiles where STD < 5% \(dark without errors\)](#)

[5.6 Plot NO2 profiles for all STD \(dark without errors\)](#)

[5.7 Plot NO3 profiles for all STD \(dark without errors\)](#)

[5.8 Plot H2O profiles \(only for occultations of stars 1,2,3,4,13,14,16,26,63 dark without errors\) for all STD](#)

[6. Auxiliary Data Files used for the production reported in section 2](#)

This report presents the daily analysis on parameters extracted from GOMOS level 2 data (GOM_NL__2P). It is intended to monitor some important parameters that will impact the quality of these products. A list of level 2 products (and content) that have arrived during the reporting day to the PCF is also given.

Item	Value
Time of report generation	24APR2013 05:08:05
Data source version	GOMOS/6.01
Start time of products	20-10-2006 (20OCT2006 00:00:00)
Stop time of products	21-10-2006 (21OCT2006 00:00:00)
Store outputs in DB	Yes
Nb of level 2 prods	227
Nb of prods with errors	0

2. Summary of processed GOM_NL__2P products.

Nr	Filename	UTC Start time	Limb	Duration	Star Id	Star Name	Star Mag	Star Temp	Nb Meas	Orbit	Prod. error
1	GOM_NL__2PRFIN20061020_000202_000000352052_00145_24247_3031.N1	20-OCT-2006 00:02:02	Bright	35.000	140	88Gam Peg	2.8340	26000.	70	24247	No
2	GOM_NL__2PRFIN20061020_000557_000000362052_00145_24247_3032.N1	20-OCT-2006 00:05:57	Bright	36.000	58	21Alp And	2.0730	11000.	72	24247	No
3	GOM_NL__2PRFIN20061020_001351_000000372052_00145_24247_3033.N1	20-OCT-2006 00:13:51	Bright	37.000	68	18Alp Cas	2.2250	4500.0	74	24247	No
4	GOM_NL__2PRFIN20061020_002259_000000352052_00145_24247_3034.N1	20-OCT-2006 00:22:59	Bright	35.000	49	1Alp UMi	1.9900	6300.0	70	24247	No
5	GOM_NL__2PRFIN20061020_002613_000000372052_00145_24247_3035.N1	20-OCT-2006 00:26:13	Bright	36.500	60	7Bet UMi	2.0810	3950.0	73	24247	No
6	GOM_NL__2PRFIN20061020_003114_000000372052_00145_24247_3036.N1	20-OCT-2006 00:31:14	Bright	36.500	36	50Alp UMa	1.8000	6300.0	73	24247	No
7	GOM_NL__2PRFIN20061020_003248_000000372052_00145_24247_3037.N1	20-OCT-2006 00:32:48	Bright	36.500	82	48Bet UMa	2.3650	10600.	73	24247	No
8	GOM_NL__2PRFIN20061020_003615_000000462052_00145_24247_3038.N1	20-OCT-2006 00:36:15	Bright	45.500	174	52Psi UMa	3.0040	4400.0	91	24247	No
9	GOM_NL__2PRFIN20061020_004307_000000342052_00145_24247_3039.N1	20-OCT-2006 00:43:07	Bright	34.000	96	68Del Leo	2.5600	9300.0	68	24247	No
10	GOM_NL__2PRFIN20061020_010658_000000412052_00146_24248_2988.N1	20-OCT-2006 01:06:58	Dark	40.500	46	Del Vel	1.9540	10600.	81	24248	No
11	GOM_NL__2PRFIN20061020_010906_000000362052_00146_24248_2989.N1	20-OCT-2006 01:09:06	Dark	36.000	29	Bet Car	1.6720	10200.	72	24248	No
12	GOM_NL__2PRFIN20061020_012010_000000372052_00146_24248_2990.N1	20-OCT-2006 01:20:10	Dark	37.000	143	Alp Hyi	2.8570	7200.0	74	24248	No
13	GOM_NL__2PRFIN20061020_012135_000000432052_00146_24248_2991.N1	20-OCT-2006 01:21:35	Dark	43.000	9	Alp Eri	0.45300	24000.	86	24248	No
14	GOM_NL__2PRFIN20061020_012632_000000392052_00146_24248_2992.N1	20-OCT-2006 01:26:32	Straylight	38.500	84	Alp Phe	2.3970	4500.0	77	24248	No
15	GOM_NL__2PRFIN20061020_013305_000000462052_00146_24248_2993.N1	20-OCT-2006 01:33:05	Straylight	46.000	52	16Bet Cet	2.0370	4500.0	92	24248	No
16	GOM_NL__2PRFIN20061020_014238_000000362052_00146_24248_2994.N1	20-OCT-2006 01:42:38	Bright	35.500	140	88Gam Peg	2.8340	26000.	71	24248	No
17	GOM_NL__2PRFIN20061020_014634_000000362052_00146_24248_2995.N1	20-OCT-2006 01:46:34	Bright	35.500	58	21Alp And	2.0730	11000.	71	24248	No
18	GOM_NL__2PRFIN20061020_015427_000000352052_00146_24248_2996.N1	20-OCT-2006 01:54:27	Bright	34.500	68	18Alp Cas	2.2250	4500.0	69	24248	No
19	GOM_NL__2PRFIN20061020_020335_000000332052_00146_24248_2997.N1	20-OCT-2006 02:03:35	Bright	33.000	49	1Alp UMi	1.9900	6300.0	66	24248	No
20	GOM_NL__2PRFIN20061020_020649_000000362052_00146_24248_2998.N1	20-OCT-2006 02:06:49	Bright	36.000	60	7Bet UMi	2.0810	3950.0	72	24248	No
21	GOM_NL__2PRFIN20061020_021150_000000382052_00146_24248_2999.N1	20-OCT-2006 02:11:50	Bright	37.500	36	50Alp UMa	1.8000	6300.0	75	24248	No
22	GOM_NL__2PRFIN20061020_021324_000000362052_00146_24248_3000.N1	20-OCT-2006 02:13:24	Bright	36.000	82	48Bet UMa	2.3650	10600.	72	24248	No
23	GOM_NL__2PRFIN20061020_021651_000000342052_00146_24248_3001.N1	20-OCT-2006 02:16:51	Bright	34.000	174	52Psi UMa	3.0040	4400.0	68	24248	No
24	GOM_NL__2PRFIN20061020_022343_000000342052_00146_24248_3002.N1	20-OCT-2006 02:23:43	Bright	34.000	96	68Del Leo	2.5600	9300.0	68	24248	No
25	GOM_NL__2PRFIN20061020_024316_000000372052_00146_24248_3003.N1	20-OCT-2006 02:43:16	Dark	37.000	113	Mu Vel	2.6920	5000.0	74	24248	No
26	GOM_NL__2PRFIN20061020_024734_000000412052_00147_24249_2791.N1	20-OCT-2006 02:47:34	Dark	41.000	46	Del Vel	1.9540	10600.	82	24249	No
27	GOM_NL__2PRFIN20061020_024942_000000402052_00147_24249_2792.N1	20-OCT-2006 02:49:42	Dark	39.500	29	Bet Car	1.6720	10200.	79	24249	No
28	GOM_NL__2PRFIN20061020_030046_000000372052_00147_24249_2793.N1	20-OCT-2006 03:00:46	Dark	37.000	143	Alp Hyi	2.8570	7200.0	74	24249	No
29	GOM_NL__2PRFIN20061020_030212_000000402052_00147_24249_2794.N1	20-OCT-2006 03:02:12	Dark	39.500	9	Alp Eri	0.45300	24000.	79	24249	No
30	GOM_NL__2PRFIN20061020_030708_000000432052_00147_24249_2795.N1	20-OCT-2006 03:07:08	Straylight	42.500	84	Alp Phe	2.3970	4500.0	85	24249	No
31	GOM_NL__2PRFIN20061020_031342_000000432052_00147_24249_2796.N1	20-OCT-2006 03:13:42	Straylight	42.500	52	16Bet Cet	2.0370	4500.0	85	24249	No
32	GOM_NL__2PRFIN20061020_032314_000000352052_00147_24249_2797.N1	20-OCT-2006 03:23:14	Bright	34.500	140	88Gam Peg	2.8340	26000.	69	24249	No
33	GOM_NL__2PRFIN20061020_032710_000000352052_00147_24249_2798.N1	20-OCT-2006 03:27:10	Bright	35.000	58	21Alp And	2.0730	11000.	70	24249	No
34	GOM_NL__2PRFIN20061020_033503_000000362052_00147_24249_2799.N1	20-OCT-2006 03:35:03	Bright	35.500	68	18Alp Cas	2.2250	4500.0	71	24249	No
35	GOM_NL__2PRFIN20061020_034411_000000322052_00147_24249_2800.N1	20-OCT-2006 03:44:11	Bright	32.000	49	1Alp UMi	1.9900	6300.0	64	24249	No
36	GOM_NL__2PRFIN20061020_034725_000000372052_00147_24249_2801.N1	20-OCT-2006 03:47:25	Bright	36.500	60	7Bet UMi	2.0810	3950.0	73	24249	No
37	GOM_NL__2PRFIN20061020_035226_000000402052_00147_24249_2802.N1	20-OCT-2006 03:52:26	Bright	40.000	36	50Alp UMa	1.8000	6300.0	80	24249	No
38	GOM_NL__2PRFIN20061020_035400_000000382052_00147_24249_2803.N1	20-OCT-2006 03:54:00	Bright	37.500	82	48Bet UMa	2.3650	10600.	75	24249	No
39	GOM_NL__2PRFIN20061020_035727_000000362052_00147_24249_2804.N1	20-OCT-2006 03:57:27	Bright	35.500	174	52Psi UMa	3.0040	4400.0	71	24249	No
40	GOM_NL__2PRFIN20061020_040419_000000342052_00147_24249_2805.N1	20-OCT-2006 04:04:19	Bright	34.000	96	68Del Leo	2.5600	9300.0	68	24249	No
41	GOM_NL__2PRFIN20061020_042352_000000382052_00147_24249_2806.N1	20-OCT-2006 04:23:52	Dark	37.500	113	Mu Vel	2.6920	5000.0	75	24249	No
42	GOM_NL__2PRFIN20061020_042811_000000472052_00148_24250_2794.N1	20-OCT-2006 04:28:11	Dark	46.500	46	Del Vel	1.9540	10600.	93	24250	No

43	GOM_NL__2PRFIN20061020_043019_000000382052_00148_24250_2795.N1	20-OCT-2006 04:30:19	Dark	38.000	29	Bet Car	1.6720	10200.	76	24250	No
44	GOM_NL__2PRFIN20061020_044122_000000372052_00148_24250_2796.N1	20-OCT-2006 04:41:22	Dark	37.000	143	Alp Hyi	2.8570	7200.0	74	24250	No
45	GOM_NL__2PRFIN20061020_044248_000000382052_00148_24250_2797.N1	20-OCT-2006 04:42:48	Dark	38.000	9	Alp Eri	0.45300	24000.	76	24250	No
46	GOM_NL__2PRFIN20061020_044744_000000412052_00148_24250_2798.N1	20-OCT-2006 04:47:44	Straylight	40.500	84	Alp Phe	2.3970	4500.0	81	24250	No
47	GOM_NL__2PRFIN20061020_045418_000000452052_00148_24250_2799.N1	20-OCT-2006 04:54:18	Straylight	45.000	52	16Bet Cet	2.0370	4500.0	90	24250	No
48	GOM_NL__2PRFIN20061020_050350_000000372052_00148_24250_2800.N1	20-OCT-2006 05:03:50	Bright	36.500	140	88Gam Peg	2.8340	26000.	73	24250	No
49	GOM_NL__2PRFIN20061020_050746_000000362052_00148_24250_2801.N1	20-OCT-2006 05:07:46	Bright	35.500	58	21Alp And	2.0730	11000.	71	24250	No
50	GOM_NL__2PRFIN20061020_051538_000000372052_00148_24250_2802.N1	20-OCT-2006 05:15:38	Bright	37.000	68	18Alp Cas	2.2250	4500.0	74	24250	No
51	GOM_NL__2PRFIN20061020_052447_000000322052_00148_24250_2803.N1	20-OCT-2006 05:24:47	Bright	32.000	49	1Alp UMi	1.9900	6300.0	64	24250	No
52	GOM_NL__2PRFIN20061020_052801_000000362052_00148_24250_2804.N1	20-OCT-2006 05:28:01	Bright	36.000	60	7Bet UMi	2.0810	3950.0	72	24250	No
53	GOM_NL__2PRFIN20061020_053302_000000392052_00148_24250_2805.N1	20-OCT-2006 05:33:02	Bright	38.500	36	50Alp UMa	1.8000	6300.0	77	24250	No
54	GOM_NL__2PRFIN20061020_053436_000000482052_00148_24250_2806.N1	20-OCT-2006 05:34:36	Bright	47.500	82	48Bet UMa	2.3650	10600.	95	24250	No
55	GOM_NL__2PRFIN20061020_053803_000000372052_00148_24250_2807.N1	20-OCT-2006 05:38:03	Bright	36.500	174	52Psi UMa	3.0040	4400.0	73	24250	No
56	GOM_NL__2PRFIN20061020_054455_000000342052_00148_24250_2808.N1	20-OCT-2006 05:44:55	Bright	34.000	96	68Del Leo	2.5600	9300.0	68	24250	No
57	GOM_NL__2PRFIN20061020_060428_000000382052_00148_24250_2809.N1	20-OCT-2006 06:04:28	Dark	38.000	113	Mu Vel	2.6920	5000.0	76	24250	No
58	GOM_NL__2PRFIN20061020_061055_000000392052_00149_24251_2796.N1	20-OCT-2006 06:10:55	Dark	38.500	29	Bet Car	1.6720	10200.	77	24251	No
59	GOM_NL__2PRFIN20061020_062158_000000402052_00149_24251_2797.N1	20-OCT-2006 06:21:58	Dark	39.500	143	Alp Hyi	2.8570	7200.0	79	24251	No
60	GOM_NL__2PRFIN20061020_062324_000000522052_00149_24251_2798.N1	20-OCT-2006 06:23:24	Dark	52.000	9	Alp Eri	0.45300	24000.	104	24251	No
61	GOM_NL__2PRFIN20061020_062820_000000402052_00149_24251_2799.N1	20-OCT-2006 06:28:20	Straylight	40.000	84	Alp Phe	2.3970	4500.0	80	24251	No
62	GOM_NL__2PRFIN20061020_063454_000000432052_00149_24251_2800.N1	20-OCT-2006 06:34:54	Straylight	43.000	52	16Bet Cet	2.0370	4500.0	86	24251	No
63	GOM_NL__2PRFIN20061020_064426_000000372052_00149_24251_2801.N1	20-OCT-2006 06:44:26	Bright	36.500	140	88Gam Peg	2.8340	26000.	73	24251	No
64	GOM_NL__2PRFIN20061020_064822_000000362052_00149_24251_2802.N1	20-OCT-2006 06:48:22	Bright	35.500	58	21Alp And	2.0730	11000.	71	24251	No
65	GOM_NL__2PRFIN20061020_065614_000000372052_00149_24251_2803.N1	20-OCT-2006 06:56:14	Bright	36.500	68	18Alp Cas	2.2250	4500.0	73	24251	No
66	GOM_NL__2PRFIN20061020_070523_000000352052_00149_24251_2804.N1	20-OCT-2006 07:05:23	Bright	35.000	49	1Alp UMi	1.9900	6300.0	70	24251	No
67	GOM_NL__2PRFIN20061020_070837_000000372052_00149_24251_2805.N1	20-OCT-2006 07:08:37	Bright	36.500	60	7Bet UMi	2.0810	3950.0	73	24251	No
68	GOM_NL__2PRFIN20061020_071338_000000372052_00149_24251_2806.N1	20-OCT-2006 07:13:38	Bright	36.500	36	50Alp UMa	1.8000	6300.0	73	24251	No
69	GOM_NL__2PRFIN20061020_071512_000000362052_00149_24251_2807.N1	20-OCT-2006 07:15:12	Bright	35.500	82	48Bet UMa	2.3650	10600.	71	24251	No
70	GOM_NL__2PRFIN20061020_071839_000000362052_00149_24251_2808.N1	20-OCT-2006 07:18:39	Bright	36.000	174	52Psi UMa	3.0040	4400.0	72	24251	No
71	GOM_NL__2PRFIN20061020_072532_000000342052_00149_24251_2809.N1	20-OCT-2006 07:25:32	Bright	34.000	96	68Del Leo	2.5600	9300.0	68	24251	No
72	GOM_NL__2PRFIN20061020_074504_000000382052_00149_24251_2810.N1	20-OCT-2006 07:45:04	Dark	38.000	113	Mu Vel	2.6920	5000.0	76	24251	No
73	GOM_NL__2PRFIN20061020_075131_000000442052_00150_24252_2798.N1	20-OCT-2006 07:51:31	Dark	43.500	29	Bet Car	1.6720	10200.	87	24252	No
74	GOM_NL__2PRFIN20061020_080235_000000382052_00150_24252_2799.N1	20-OCT-2006 08:02:35	Dark	37.500	143	Alp Hyi	2.8570	7200.0	75	24252	No
75	GOM_NL__2PRFIN20061020_080400_000000432052_00150_24252_2800.N1	20-OCT-2006 08:04:00	Dark	43.000	9	Alp Eri	0.45300	24000.	86	24252	No
76	GOM_NL__2PRFIN20061020_080856_000000392052_00150_24252_2801.N1	20-OCT-2006 08:08:56	Straylight	38.500	84	Alp Phe	2.3970	4500.0	77	24252	No
77	GOM_NL__2PRFIN20061020_081530_000000422052_00150_24252_2802.N1	20-OCT-2006 08:15:30	Straylight	42.000	52	16Bet Cet	2.0370	4500.0	84	24252	No
78	GOM_NL__2PRFIN20061020_082502_000000372052_00150_24252_2803.N1	20-OCT-2006 08:25:02	Bright	36.500	140	88Gam Peg	2.8340	26000.	73	24252	No
79	GOM_NL__2PRFIN20061020_082858_000000372052_00150_24252_2804.N1	20-OCT-2006 08:28:58	Bright	36.500	58	21Alp And	2.0730	11000.	73	24252	No
80	GOM_NL__2PRFIN20061020_083650_000000362052_00150_24252_2805.N1	20-OCT-2006 08:36:50	Bright	35.500	68	18Alp Cas	2.2250	4500.0	71	24252	No
81	GOM_NL__2PRFIN20061020_084559_000000352052_00150_24252_2806.N1	20-OCT-2006 08:45:59	Bright	35.000	49	1Alp UMi	1.9900	6300.0	70	24252	No
82	GOM_NL__2PRFIN20061020_084913_000000362052_00150_24252_2807.N1	20-OCT-2006 08:49:13	Bright	36.000	60	7Bet UMi	2.0810	3950.0	72	24252	No
83	GOM_NL__2PRFIN20061020_085413_000000372052_00150_24252_2808.N1	20-OCT-2006 08:54:13	Bright	37.000	36	50Alp UMa	1.8000	6300.0	74	24252	No
84	GOM_NL__2PRFIN20061020_085548_000000362052_00150_24252_2809.N1	20-OCT-2006 08:55:48	Bright	36.000	82	48Bet UMa	2.3650	10600.	72	24252	No
85	GOM_NL__2PRFIN20061020_085915_000000362052_00150_24252_2810.N1	20-OCT-2006 08:59:15	Bright	36.000	174	52Psi UMa	3.0040	4400.0	72	24252	No
86	GOM_NL__2PRFIN20061020_090608_000000342052_00150_24252_2811.N1	20-OCT-2006 09:06:08	Bright	33.500	96	68Del Leo	2.5600	9300.0	67	24252	No
87	GOM_NL__2PRFIN20061020_092541_000000402052_00150_24252_2812.N1	20-OCT-2006 09:25:41	Dark	39.500	113	Mu Vel	2.6920	5000.0	79	24252	No
88	GOM_NL__2PRFIN20061020_093000_000000402052_00151_24253_2800.N1	20-OCT-2006 09:30:00	Dark	39.500	46	Del Vel	1.9540	10600.	79	24253	No
89	GOM_NL__2PRFIN20061020_093207_000000372052_00151_24253_2801.N1	20-OCT-2006 09:32:07	Dark	37.000	29	Bet Car	1.6720	10200.	74	24253	No
90	GOM_NL__2PRFIN20061020_094311_000000382052_00151_24253_2802.N1	20-OCT-2006 09:43:11	Dark	38.000	143	Alp Hyi	2.8570	7200.0	76	24253	No
91	GOM_NL__2PRFIN20061020_094436_000000422052_00151_24253_2803.N1	20-OCT-2006 09:44:36	Dark	42.000	9	Alp Eri	0.45300	24000.	84	24253	No
92	GOM_NL__2PRFIN20061020_094932_000000382052_00151_24253_2804.N1	20-OCT-2006 09:49:32	Straylight	37.500	84	Alp Phe	2.3970	4500.0	75	24253	No
93	GOM_NL__2PRFIN20061020_095606_000000432052_00151_24253_2805.N1	20-OCT-2006 09:56:06	Straylight	43.000	52	16Bet Cet	2.0370	4500.0	86	24253	No
94	GOM_NL__2PRFIN20061020_100538_000000352052_00151_24253_2806.N1	20-OCT-2006 10:05:38	Bright	34.500	140	88Gam Peg	2.8340	26000.	69	24253	No
95	GOM_NL__2PRFIN20061020_100933_000000352052_00151_24253_2807.N1	20-OCT-2006 10:09:33	Bright	35.000	58	21Alp And	2.0730	11000.	70	24253	No
96	GOM_NL__2PRFIN20061020_101726_000000542052_00151_24253_2808.N1	20-OCT-2006 10:17:26	Bright	54.000	68	18Alp Cas	2.2250	4500.0	108	24253	No
97	GOM_NL__2PRFIN20061020_102634_000000362052_00151_24253_2809.N1	20-OCT-2006 10:26:34	Bright	36.000	49	1Alp UMi	1.9900	6300.0	72	24253	No
98	GOM_NL__2PRFIN20061020_102949_000000362052_00151_24253_2810.N1	20-OCT-2006 10:29:49	Bright	36.000	60	7Bet UMi	2.0810	3950.0	72	24253	No
99	GOM_NL__2PRFIN20061020_103449_000000342052_00151_24253_2811.N1	20-OCT-2006 10:34:49	Bright	34.000	36	50Alp UMa	1.8000	6300.0	68	24253	No
100	GOM_NL__2PRFIN20061020_103624_000000372052_00151_24253_2812.N1	20-OCT-2006 10:36:24	Bright	36.500	82	48Bet UMa	2.3650	10600.	73	24253	No
101	GOM_NL__2PRFIN20061020_103951_000000362052_00151_24253_2813.N1	20-OCT-2006 10:39:51	Bright	36.000	174	52Psi UMa	3.0040	4400.0	72	24253	No

102	GOM_NL__2PRFIN20061020_104644_000000342052_00151_24253_2814.N1	20-OCT-2006 10:46:44	Bright	34.000	96	68Del Leo	2.5600	9300.0	68	24253	No
103	GOM_NL__2PRFIN20061020_110617_000000402052_00151_24253_2815.N1	20-OCT-2006 11:06:17	Dark	40.000	113	Mu Vel	2.6920	5000.0	80	24253	No
104	GOM_NL__2PRFIN20061020_111037_000000432052_00152_24254_2802.N1	20-OCT-2006 11:10:37	Dark	42.500	46	Del Vel	1.9540	10600.	85	24254	No
105	GOM_NL__2PRFIN20061020_111243_000000382052_00152_24254_2803.N1	20-OCT-2006 11:12:43	Dark	38.000	29	Bet Car	1.6720	10200.	76	24254	No
106	GOM_NL__2PRFIN20061020_112347_000000382052_00152_24254_2804.N1	20-OCT-2006 11:23:47	Dark	37.500	143	Alp Hyi	2.8570	7200.0	75	24254	No
107	GOM_NL__2PRFIN20061020_112512_000000482052_00152_24254_2805.N1	20-OCT-2006 11:25:12	Dark	47.500	9	Alp Eri	0.45300	24000.	95	24254	No
108	GOM_NL__2PRFIN20061020_113008_000000422052_00152_24254_2806.N1	20-OCT-2006 11:30:08	Straylight	42.000	84	Alp Phe	2.3970	4500.0	84	24254	No
109	GOM_NL__2PRFIN20061020_113642_000000442052_00152_24254_2807.N1	20-OCT-2006 11:36:42	Straylight	44.000	52	16Bet Cet	2.0370	4500.0	88	24254	No
110	GOM_NL__2PRFIN20061020_114614_000000362052_00152_24254_2808.N1	20-OCT-2006 11:46:14	Bright	35.500	140	88Gam Peg	2.8340	26000.	71	24254	No
111	GOM_NL__2PRFIN20061020_115009_000000352052_00152_24254_2809.N1	20-OCT-2006 11:50:09	Bright	34.500	58	21Alp And	2.0730	11000.	69	24254	No
112	GOM_NL__2PRFIN20061020_115802_000000382052_00152_24254_2810.N1	20-OCT-2006 11:58:02	Bright	37.500	68	18Alp Cas	2.2250	4500.0	75	24254	No
113	GOM_NL__2PRFIN20061020_120710_000000362052_00152_24254_2811.N1	20-OCT-2006 12:07:10	Bright	35.500	49	1Alp UMi	1.9900	6300.0	71	24254	No
114	GOM_NL__2PRFIN20061020_121026_000000352052_00152_24254_2812.N1	20-OCT-2006 12:10:26	Bright	35.000	60	7Bet UMi	2.0810	3950.0	70	24254	No
115	GOM_NL__2PRFIN20061020_121525_000000382052_00152_24254_2813.N1	20-OCT-2006 12:15:25	Bright	38.000	36	50Alp UMa	1.8000	6300.0	76	24254	No
116	GOM_NL__2PRFIN20061020_121659_000000372052_00152_24254_2814.N1	20-OCT-2006 12:16:59	Bright	37.000	82	48Bet UMa	2.3650	10600.	74	24254	No
117	GOM_NL__2PRFIN20061020_122027_000000392052_00152_24254_2815.N1	20-OCT-2006 12:20:27	Bright	39.000	174	52Psi UMa	3.0040	4400.0	78	24254	No
118	GOM_NL__2PRFIN20061020_122720_000000352052_00152_24254_2816.N1	20-OCT-2006 12:27:20	Bright	35.000	96	68Del Leo	2.5600	9300.0	70	24254	No
119	GOM_NL__2PRFIN20061020_124653_000000372052_00152_24254_2817.N1	20-OCT-2006 12:46:53	Dark	37.000	113	Mu Vel	2.6920	5000.0	74	24254	No
120	GOM_NL__2PRFIN20061020_125113_000000422052_00153_24255_2803.N1	20-OCT-2006 12:51:13	Dark	41.500	46	Del Vel	1.9540	10600.	83	24255	No
121	GOM_NL__2PRFIN20061020_125320_000000382052_00153_24255_2804.N1	20-OCT-2006 12:53:20	Dark	38.000	29	Bet Car	1.6720	10200.	76	24255	No
122	GOM_NL__2PRFIN20061020_130423_000000372052_00153_24255_2805.N1	20-OCT-2006 13:04:23	Dark	37.000	143	Alp Hyi	2.8570	7200.0	74	24255	No
123	GOM_NL__2PRFIN20061020_130549_000000452052_00153_24255_2806.N1	20-OCT-2006 13:05:49	Dark	44.500	9	Alp Eri	0.45300	24000.	89	24255	No
124	GOM_NL__2PRFIN20061020_131044_000000402052_00153_24255_2807.N1	20-OCT-2006 13:10:44	Straylight	40.000	84	Alp Phe	2.3970	4500.0	80	24255	No
125	GOM_NL__2PRFIN20061020_131718_000000422052_00153_24255_2808.N1	20-OCT-2006 13:17:18	Straylight	42.000	52	16Bet Cet	2.0370	4500.0	84	24255	No
126	GOM_NL__2PRFIN20061020_132650_000000352052_00153_24255_2809.N1	20-OCT-2006 13:26:50	Bright	34.500	140	88Gam Peg	2.8340	26000.	69	24255	No
127	GOM_NL__2PRFIN20061020_133045_000000352052_00153_24255_2810.N1	20-OCT-2006 13:30:45	Bright	35.000	58	21Alp And	2.0730	11000.	70	24255	No
128	GOM_NL__2PRFIN20061020_133837_000000372052_00153_24255_2811.N1	20-OCT-2006 13:38:37	Bright	37.000	68	18Alp Cas	2.2250	4500.0	74	24255	No
129	GOM_NL__2PRFIN20061020_134746_000000352052_00153_24255_2812.N1	20-OCT-2006 13:47:46	Bright	35.000	49	1Alp UMi	1.9900	6300.0	70	24255	No
130	GOM_NL__2PRFIN20061020_135102_000000342052_00153_24255_2813.N1	20-OCT-2006 13:51:02	Bright	33.500	60	7Bet UMi	2.0810	3950.0	67	24255	No
131	GOM_NL__2PRFIN20061020_135601_000000372052_00153_24255_2814.N1	20-OCT-2006 13:56:01	Bright	37.000	36	50Alp UMa	1.8000	6300.0	74	24255	No
132	GOM_NL__2PRFIN20061020_135735_000000372052_00153_24255_2815.N1	20-OCT-2006 13:57:35	Bright	36.500	82	48Bet UMa	2.3650	10600.	73	24255	No
133	GOM_NL__2PRFIN20061020_140103_000000342052_00153_24255_2816.N1	20-OCT-2006 14:01:03	Bright	34.000	174	52Psi UMa	3.0040	4400.0	68	24255	No
134	GOM_NL__2PRFIN20061020_140756_000000352052_00153_24255_2817.N1	20-OCT-2006 14:07:56	Bright	35.000	96	68Del Leo	2.5600	9300.0	70	24255	No
135	GOM_NL__2PRFIN20061020_142729_000000412052_00153_24255_2818.N1	20-OCT-2006 14:27:29	Dark	41.000	113	Mu Vel	2.6920	5000.0	82	24255	No
136	GOM_NL__2PRFIN20061020_143150_000000412052_00154_24256_2804.N1	20-OCT-2006 14:31:50	Dark	41.000	46	Del Vel	1.9540	10600.	82	24256	No
137	GOM_NL__2PRFIN20061020_143356_000000472052_00154_24256_2805.N1	20-OCT-2006 14:33:56	Dark	46.500	29	Bet Car	1.6720	10200.	93	24256	No
138	GOM_NL__2PRFIN20061020_144459_000000382052_00154_24256_2806.N1	20-OCT-2006 14:44:59	Dark	37.500	143	Alp Hyi	2.8570	7200.0	75	24256	No
139	GOM_NL__2PRFIN20061020_144625_000000432052_00154_24256_2807.N1	20-OCT-2006 14:46:25	Dark	42.500	9	Alp Eri	0.45300	24000.	85	24256	No
140	GOM_NL__2PRFIN20061020_145120_000000402052_00154_24256_2808.N1	20-OCT-2006 14:51:20	Straylight	39.500	84	Alp Phe	2.3970	4500.0	79	24256	No
141	GOM_NL__2PRFIN20061020_145754_000000442052_00154_24256_2809.N1	20-OCT-2006 14:57:54	Straylight	43.500	52	16Bet Cet	2.0370	4500.0	87	24256	No
142	GOM_NL__2PRFIN20061020_150726_000000352052_00154_24256_2810.N1	20-OCT-2006 15:07:26	Bright	35.000	140	88Gam Peg	2.8340	26000.	70	24256	No
143	GOM_NL__2PRFIN20061020_151121_000000372052_00154_24256_2811.N1	20-OCT-2006 15:11:21	Bright	36.500	58	21Alp And	2.0730	11000.	73	24256	No
144	GOM_NL__2PRFIN20061020_151913_000000382052_00154_24256_2812.N1	20-OCT-2006 15:19:13	Bright	38.000	68	18Alp Cas	2.2250	4500.0	76	24256	No
145	GOM_NL__2PRFIN20061020_152822_000000362052_00154_24256_2813.N1	20-OCT-2006 15:28:22	Bright	35.500	49	1Alp UMi	1.9900	6300.0	71	24256	No
146	GOM_NL__2PRFIN20061020_153138_000000362052_00154_24256_2814.N1	20-OCT-2006 15:31:38	Bright	35.500	60	7Bet UMi	2.0810	3950.0	71	24256	No
147	GOM_NL__2PRFIN20061020_153637_000000382052_00154_24256_2815.N1	20-OCT-2006 15:36:37	Bright	38.000	36	50Alp UMa	1.8000	6300.0	76	24256	No
148	GOM_NL__2PRFIN20061020_153811_000000372052_00154_24256_2816.N1	20-OCT-2006 15:38:11	Bright	36.500	82	48Bet UMa	2.3650	10600.	73	24256	No
149	GOM_NL__2PRFIN20061020_154139_000000402052_00154_24256_2817.N1	20-OCT-2006 15:41:39	Bright	40.000	174	52Psi UMa	3.0040	4400.0	80	24256	No
150	GOM_NL__2PRFIN20061020_154832_000000352052_00154_24256_2818.N1	20-OCT-2006 15:48:32	Bright	34.500	96	68Del Leo	2.5600	9300.0	69	24256	No
151	GOM_NL__2PRFIN20061020_160805_000000412052_00154_24256_2819.N1	20-OCT-2006 16:08:05	Dark	40.500	113	Mu Vel	2.6920	5000.0	81	24256	No
152	GOM_NL__2PRFIN20061020_161226_000000382052_00155_24257_2805.N1	20-OCT-2006 16:12:26	Dark	38.000	46	Del Vel	1.9540	10600.	76	24257	No
153	GOM_NL__2PRFIN20061020_161432_000000452052_00155_24257_2806.N1	20-OCT-2006 16:14:32	Dark	44.500	29	Bet Car	1.6720	10200.	89	24257	No
154	GOM_NL__2PRFIN20061020_162535_000000372052_00155_24257_2807.N1	20-OCT-2006 16:25:35	Dark	37.000	143	Alp Hyi	2.8570	7200.0	74	24257	No
155	GOM_NL__2PRFIN20061020_162701_000000412052_00155_24257_2808.N1	20-OCT-2006 16:27:01	Dark	41.000	9	Alp Eri	0.45300	24000.	82	24257	No
156	GOM_NL__2PRFIN20061020_163157_000000432052_00155_24257_2809.N1	20-OCT-2006 16:31:57	Straylight	42.500	84	Alp Phe	2.3970	4500.0	85	24257	No
157	GOM_NL__2PRFIN20061020_163830_000000462052_00155_24257_2810.N1	20-OCT-2006 16:38:30	Straylight	45.500	52	16Bet Cet	2.0370	4500.0	91	24257	No
158	GOM_NL__2PRFIN20061020_164802_000000342052_00155_24257_2811.N1	20-OCT-2006 16:48:02	Bright	34.000	140	88Gam Peg	2.8340	26000.	68	24257	No
159	GOM_NL__2PRFIN20061020_165157_000000362052_00155_24257_2812.N1	20-OCT-2006 16:51:57	Bright	36.000	58	21Alp And	2.0730	11000.	72	24257	No
160	GOM_NL__2PRFIN20061020_165949_000000382052_00155_24257_2813.N1	20-OCT-2006 16:59:49	Bright	37.500	68	18Alp Cas	2.2250	4500.0	75	24257	No

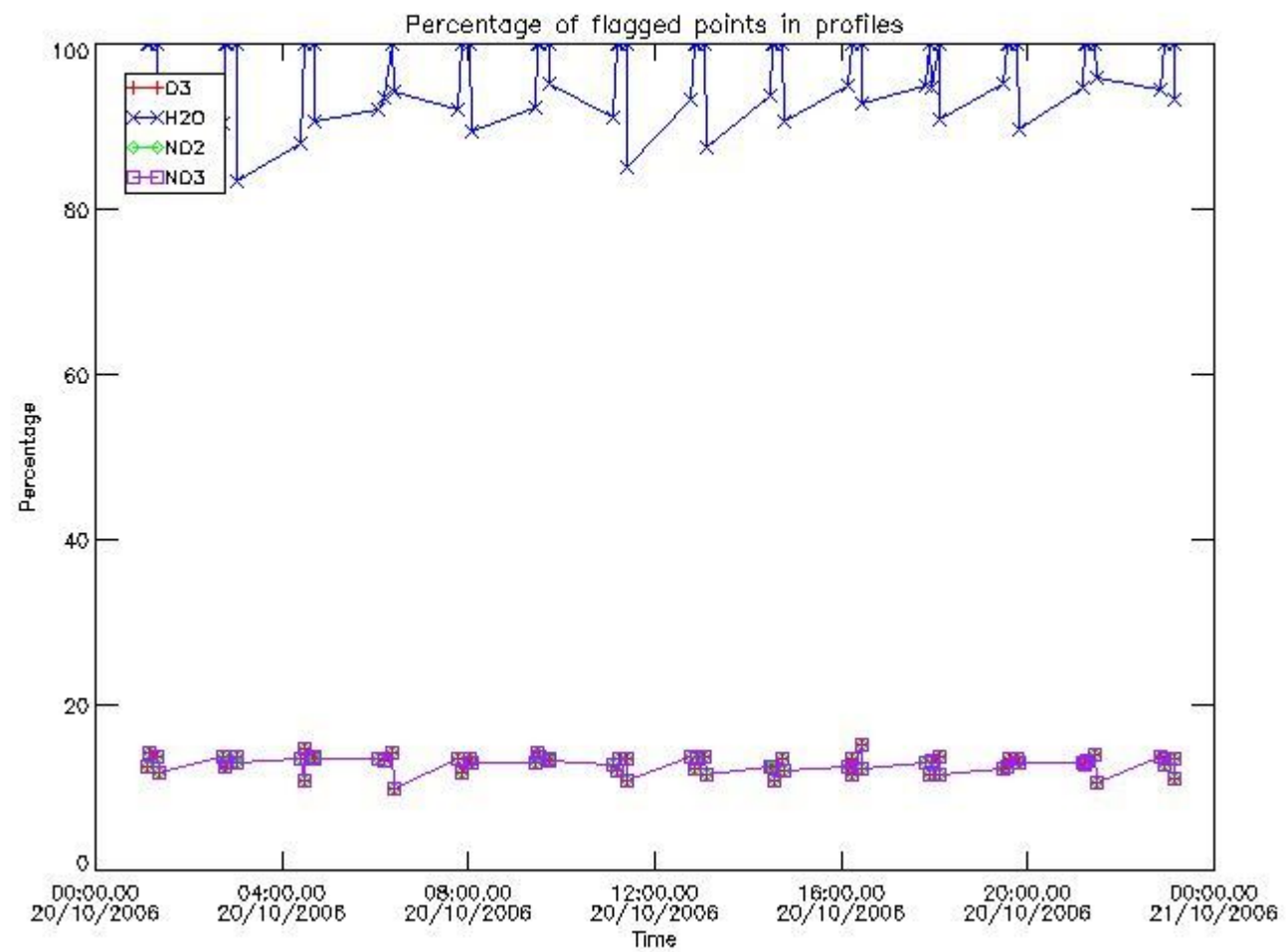
161	GOM_NL__2PRFIN20061020_170858_000000372052_00155_24257_2814.N1	20-OCT-2006 17:08:58	Bright	36.500	49	1Alp UMi	1.9900	6300.0	73	24257	No
162	GOM_NL__2PRFIN20061020_171214_000000372052_00155_24257_2815.N1	20-OCT-2006 17:12:14	Bright	37.000	60	7Bet UMi	2.0810	3950.0	74	24257	No
163	GOM_NL__2PRFIN20061020_171713_000000382052_00155_24257_2816.N1	20-OCT-2006 17:17:13	Bright	38.000	36	50Alp UMa	1.8000	6300.0	76	24257	No
164	GOM_NL__2PRFIN20061020_171847_000000422052_00155_24257_2817.N1	20-OCT-2006 17:18:47	Bright	41.500	82	48Bet UMa	2.3650	10600.	83	24257	No
165	GOM_NL__2PRFIN20061020_172215_000000352052_00155_24257_2818.N1	20-OCT-2006 17:22:15	Bright	35.000	174	52Psi UMa	3.0040	4400.0	70	24257	No
166	GOM_NL__2PRFIN20061020_172908_000000352052_00155_24257_2819.N1	20-OCT-2006 17:29:08	Bright	35.000	96	68Del Leo	2.5600	9300.0	70	24257	No
167	GOM_NL__2PRFIN20061020_174842_000000402052_00155_24257_2820.N1	20-OCT-2006 17:48:42	Dark	39.500	113	Mu Vel	2.6920	5000.0	79	24257	No
168	GOM_NL__2PRFIN20061020_175303_000000452052_00156_24258_2826.N1	20-OCT-2006 17:53:03	Dark	44.500	46	Del Vel	1.9540	10600.	89	24258	No
169	GOM_NL__2PRFIN20061020_175508_000000392052_00156_24258_2827.N1	20-OCT-2006 17:55:08	Dark	38.500	29	Bet Car	1.6720	10200.	77	24258	No
170	GOM_NL__2PRFIN20061020_180612_000000372052_00156_24258_2828.N1	20-OCT-2006 18:06:12	Dark	37.000	143	Alp Hyi	2.8570	7200.0	74	24258	No
171	GOM_NL__2PRFIN20061020_180737_000000442052_00156_24258_2829.N1	20-OCT-2006 18:07:37	Dark	43.500	9	Alp Eri	0.45300	24000.	87	24258	No
172	GOM_NL__2PRFIN20061020_181233_000000402052_00156_24258_2830.N1	20-OCT-2006 18:12:33	Straylight	40.000	84	Alp Phe	2.3970	4500.0	80	24258	No
173	GOM_NL__2PRFIN20061020_181906_000000422052_00156_24258_2831.N1	20-OCT-2006 18:19:06	Straylight	42.000	52	16Bet Cet	2.0370	4500.0	84	24258	No
174	GOM_NL__2PRFIN20061020_182838_000000352052_00156_24258_2832.N1	20-OCT-2006 18:28:38	Bright	35.000	140	88Gam Peg	2.8340	26000.	70	24258	No
175	GOM_NL__2PRFIN20061020_183233_000000372052_00156_24258_2833.N1	20-OCT-2006 18:32:33	Bright	36.500	58	21Alp And	2.0730	11000.	73	24258	No
176	GOM_NL__2PRFIN20061020_184025_000000382052_00156_24258_2834.N1	20-OCT-2006 18:40:25	Bright	38.000	68	18Alp Cas	2.2250	4500.0	76	24258	No
177	GOM_NL__2PRFIN20061020_184934_000000352052_00156_24258_2835.N1	20-OCT-2006 18:49:34	Bright	34.500	49	1Alp UMi	1.9900	6300.0	69	24258	No
178	GOM_NL__2PRFIN20061020_185250_000000472052_00156_24258_2836.N1	20-OCT-2006 18:52:50	Bright	46.500	60	7Bet UMi	2.0810	3950.0	93	24258	No
179	GOM_NL__2PRFIN20061020_185749_000000342052_00156_24258_2837.N1	20-OCT-2006 18:57:49	Bright	34.000	36	50Alp UMa	1.8000	6300.0	68	24258	No
180	GOM_NL__2PRFIN20061020_185923_000000352052_00156_24258_2838.N1	20-OCT-2006 18:59:23	Bright	35.000	82	48Bet UMa	2.3650	10600.	70	24258	No
181	GOM_NL__2PRFIN20061020_190251_000000372052_00156_24258_2839.N1	20-OCT-2006 19:02:51	Bright	37.000	174	52Psi UMa	3.0040	4400.0	74	24258	No
182	GOM_NL__2PRFIN20061020_190945_000000352052_00156_24258_2840.N1	20-OCT-2006 19:09:45	Bright	35.000	96	68Del Leo	2.5600	9300.0	70	24258	No
183	GOM_NL__2PRFIN20061020_192918_000000422052_00156_24258_2841.N1	20-OCT-2006 19:29:18	Dark	41.500	113	Mu Vel	2.6920	5000.0	83	24258	No
184	GOM_NL__2PRFIN20061020_193339_000000412052_00157_24259_2827.N1	20-OCT-2006 19:33:39	Dark	40.500	46	Del Vel	1.9540	10600.	81	24259	No
185	GOM_NL__2PRFIN20061020_193545_000000382052_00157_24259_2828.N1	20-OCT-2006 19:35:45	Dark	37.500	29	Bet Car	1.6720	10200.	75	24259	No
186	GOM_NL__2PRFIN20061020_194648_000000382052_00157_24259_2829.N1	20-OCT-2006 19:46:48	Dark	38.000	143	Alp Hyi	2.8570	7200.0	76	24259	No
187	GOM_NL__2PRFIN20061020_194814_000000392052_00157_24259_2830.N1	20-OCT-2006 19:48:14	Dark	39.000	9	Alp Eri	0.45300	24000.	78	24259	No
188	GOM_NL__2PRFIN20061020_195309_000000412052_00157_24259_2831.N1	20-OCT-2006 19:53:09	Straylight	41.000	84	Alp Phe	2.3970	4500.0	82	24259	No
189	GOM_NL__2PRFIN20061020_195942_000000442052_00157_24259_2832.N1	20-OCT-2006 19:59:42	Straylight	43.500	52	16Bet Cet	2.0370	4500.0	87	24259	No
190	GOM_NL__2PRFIN20061020_200914_000000362052_00157_24259_2833.N1	20-OCT-2006 20:09:14	Bright	36.000	140	88Gam Peg	2.8340	26000.	72	24259	No
191	GOM_NL__2PRFIN20061020_201309_000000372052_00157_24259_2834.N1	20-OCT-2006 20:13:09	Bright	36.500	58	21Alp And	2.0730	11000.	73	24259	No
192	GOM_NL__2PRFIN20061020_202101_000000372052_00157_24259_2835.N1	20-OCT-2006 20:21:01	Bright	37.000	68	18Alp Cas	2.2250	4500.0	74	24259	No
193	GOM_NL__2PRFIN20061020_203010_000000352052_00157_24259_2836.N1	20-OCT-2006 20:30:10	Bright	34.500	49	1Alp UMi	1.9900	6300.0	69	24259	No
194	GOM_NL__2PRFIN20061020_203326_000000512052_00157_24259_2837.N1	20-OCT-2006 20:33:26	Bright	50.500	60	7Bet UMi	2.0810	3950.0	101	24259	No
195	GOM_NL__2PRFIN20061020_203825_000000382052_00157_24259_2838.N1	20-OCT-2006 20:38:25	Bright	38.000	36	50Alp UMa	1.8000	6300.0	76	24259	No
196	GOM_NL__2PRFIN20061020_203959_000000372052_00157_24259_2839.N1	20-OCT-2006 20:39:59	Bright	37.000	82	48Bet UMa	2.3650	10600.	74	24259	No
197	GOM_NL__2PRFIN20061020_204327_000000372052_00157_24259_2840.N1	20-OCT-2006 20:43:27	Bright	36.500	174	52Psi UMa	3.0040	4400.0	73	24259	No
198	GOM_NL__2PRFIN20061020_205021_000000352052_00157_24259_2841.N1	20-OCT-2006 20:50:21	Bright	35.000	96	68Del Leo	2.5600	9300.0	70	24259	No
199	GOM_NL__2PRFIN20061020_210954_000000392052_00157_24259_2842.N1	20-OCT-2006 21:09:54	Dark	39.000	113	Mu Vel	2.6920	5000.0	78	24259	No
200	GOM_NL__2PRFIN20061020_211416_000000402052_00158_24260_2828.N1	20-OCT-2006 21:14:16	Dark	40.000	46	Del Vel	1.9540	10600.	80	24260	No
201	GOM_NL__2PRFIN20061020_211621_000000392052_00158_24260_2829.N1	20-OCT-2006 21:16:21	Dark	38.500	29	Bet Car	1.6720	10200.	77	24260	No
202	GOM_NL__2PRFIN20061020_212724_000000372052_00158_24260_2830.N1	20-OCT-2006 21:27:24	Dark	36.500	143	Alp Hyi	2.8570	7200.0	73	24260	No
203	GOM_NL__2PRFIN20061020_212850_000000482052_00158_24260_2831.N1	20-OCT-2006 21:28:50	Dark	48.000	9	Alp Eri	0.45300	24000.	96	24260	No
204	GOM_NL__2PRFIN20061020_213345_000000392052_00158_24260_2832.N1	20-OCT-2006 21:33:45	Straylight	39.000	84	Alp Phe	2.3970	4500.0	78	24260	No
205	GOM_NL__2PRFIN20061020_214019_000000402052_00158_24260_2833.N1	20-OCT-2006 21:40:19	Straylight	40.000	52	16Bet Cet	2.0370	4500.0	80	24260	No
206	GOM_NL__2PRFIN20061020_214951_000000352052_00158_24260_2834.N1	20-OCT-2006 21:49:51	Bright	35.000	140	88Gam Peg	2.8340	26000.	70	24260	No
207	GOM_NL__2PRFIN20061020_215345_000000352052_00158_24260_2835.N1	20-OCT-2006 21:53:45	Bright	35.000	58	21Alp And	2.0730	11000.	70	24260	No
208	GOM_NL__2PRFIN20061020_220137_000000372052_00158_24260_2836.N1	20-OCT-2006 22:01:37	Bright	37.000	68	18Alp Cas	2.2250	4500.0	74	24260	No
209	GOM_NL__2PRFIN20061020_221046_000000372052_00158_24260_2837.N1	20-OCT-2006 22:10:46	Bright	36.500	49	1Alp UMi	1.9900	6300.0	73	24260	No
210	GOM_NL__2PRFIN20061020_221402_000000322052_00158_24260_2838.N1	20-OCT-2006 22:14:02	Bright	32.000	60	7Bet UMi	2.0810	3950.0	64	24260	No
211	GOM_NL__2PRFIN20061020_221901_000000362052_00158_24260_2839.N1	20-OCT-2006 22:19:01	Bright	36.000	36	50Alp UMa	1.8000	6300.0	72	24260	No
212	GOM_NL__2PRFIN20061020_222035_000000342052_00158_24260_2840.N1	20-OCT-2006 22:20:35	Bright	34.000	82	48Bet UMa	2.3650	10600.	68	24260	No
213	GOM_NL__2PRFIN20061020_222403_000000532052_00158_24260_2841.N1	20-OCT-2006 22:24:03	Bright	53.000	174	52Psi UMa	3.0040	4400.0	106	24260	No
214	GOM_NL__2PRFIN20061020_223057_000000352052_00158_24260_2842.N1	20-OCT-2006 22:30:57	Bright	34.500	96	68Del Leo	2.5600	9300.0	69	24260	No
215	GOM_NL__2PRFIN20061020_225030_000000372052_00158_24260_2843.N1	20-OCT-2006 22:50:30	Dark	37.000	113	Mu Vel	2.6920	5000.0	74	24260	No
216	GOM_NL__2PRFIN20061020_225452_000000402052_00159_24261_2829.N1	20-OCT-2006 22:54:52	Dark	40.000	46	Del Vel	1.9540	10600.	80	24261	No
217	GOM_NL__2PRFIN20061020_225657_000000382052_00159_24261_2830.N1	20-OCT-2006 22:56:57	Dark	37.500	29	Bet Car	1.6720	10200.	75	24261	No
218	GOM_NL__2PRFIN20061020_230800_000000382052_00159_24261_2831.N1	20-OCT-2006 23:08:00	Dark	37.500	143	Alp Hyi	2.8570	7200.0	75	24261	No
219	GOM_NL__2PRFIN20061020_230926_000000462052_00159_24261_2832.N1	20-OCT-2006 23:09:26	Dark	45.500	9	Alp Eri	0.45300	24000.	91	24261	No

220	GOM_NL__2PRFIN20061020_231421_000000432052_00159_24261_2833.N1	20-OCT-2006 23:14:21	Straylight	42.500	84	Alp Phe	2.3970	4500.0	85	24261	No
221	GOM_NL__2PRFIN20061020_232055_000000432052_00159_24261_2834.N1	20-OCT-2006 23:20:55	Straylight	42.500	52	16Bet Cet	2.0370	4500.0	85	24261	No
222	GOM_NL__2PRFIN20061020_233026_000000362052_00159_24261_2835.N1	20-OCT-2006 23:30:26	Bright	35.500	140	88Gam Peg	2.8340	26000.	71	24261	No
223	GOM_NL__2PRFIN20061020_233421_000000362052_00159_24261_2836.N1	20-OCT-2006 23:34:21	Bright	36.000	58	21Alp And	2.0730	11000.	72	24261	No
224	GOM_NL__2PRFIN20061020_234212_000000382052_00159_24261_2837.N1	20-OCT-2006 23:42:12	Bright	38.000	68	18Alp Cas	2.2250	4500.0	76	24261	No
225	GOM_NL__2PRFIN20061020_235122_000000322052_00159_24261_2838.N1	20-OCT-2006 23:51:22	Bright	32.000	49	1Alp UMi	1.9900	6300.0	64	24261	No
226	GOM_NL__2PRFIN20061020_235439_000000372052_00159_24261_2839.N1	20-OCT-2006 23:54:39	Bright	37.000	60	7Bet UMi	2.0810	3950.0	74	24261	No
227	GOM_NL__2PRFIN20061020_235936_000000382052_00159_24261_2840.N1	20-OCT-2006 23:59:36	Bright	38.000	36	50Alp UMa	1.8000	6300.0	76	24261	No

3. Quality information per product

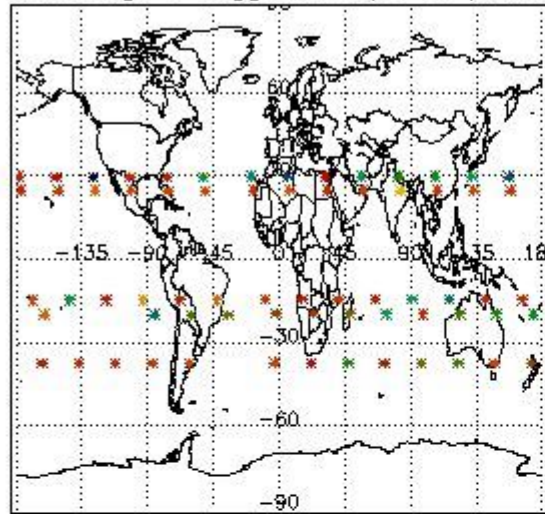
In this section it is plotted some information contained in the Quality Summary data set of the level 2 products. Only products in dark limb conditions and without errors (error flag in the MPH set to "0") are used.

3.1 Plot quality information per product (time dependant)

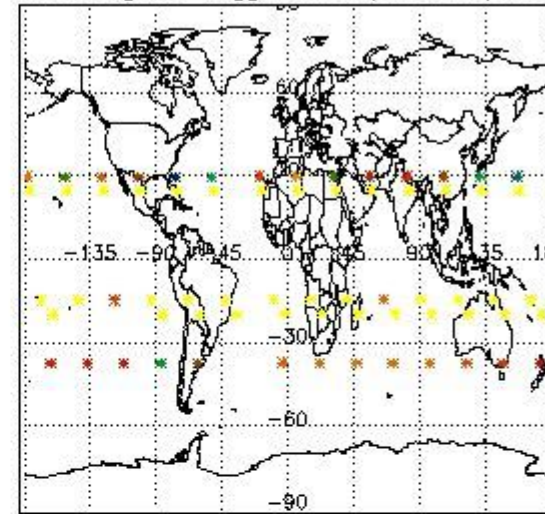


3.2 Plot quality information per product (world map)

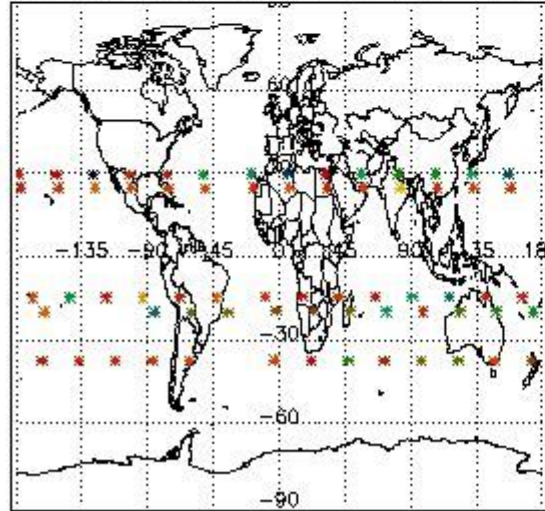
Percentage of flagged data per O3 profile



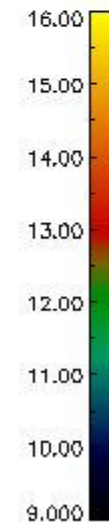
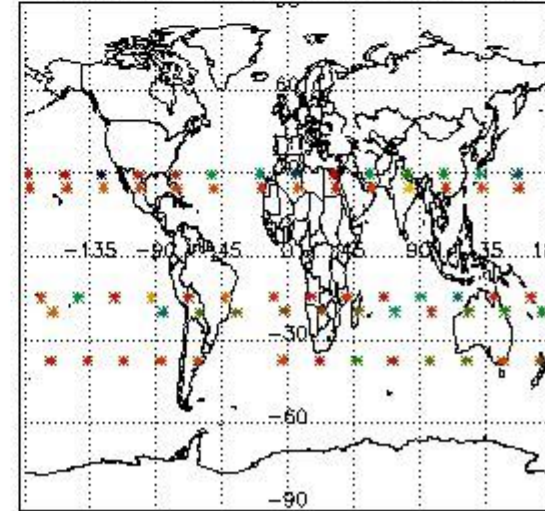
Percentage of flagged data per H2O profile



Percentage of flagged data per NO2 profile



Percentage of flagged data per NO3 profile

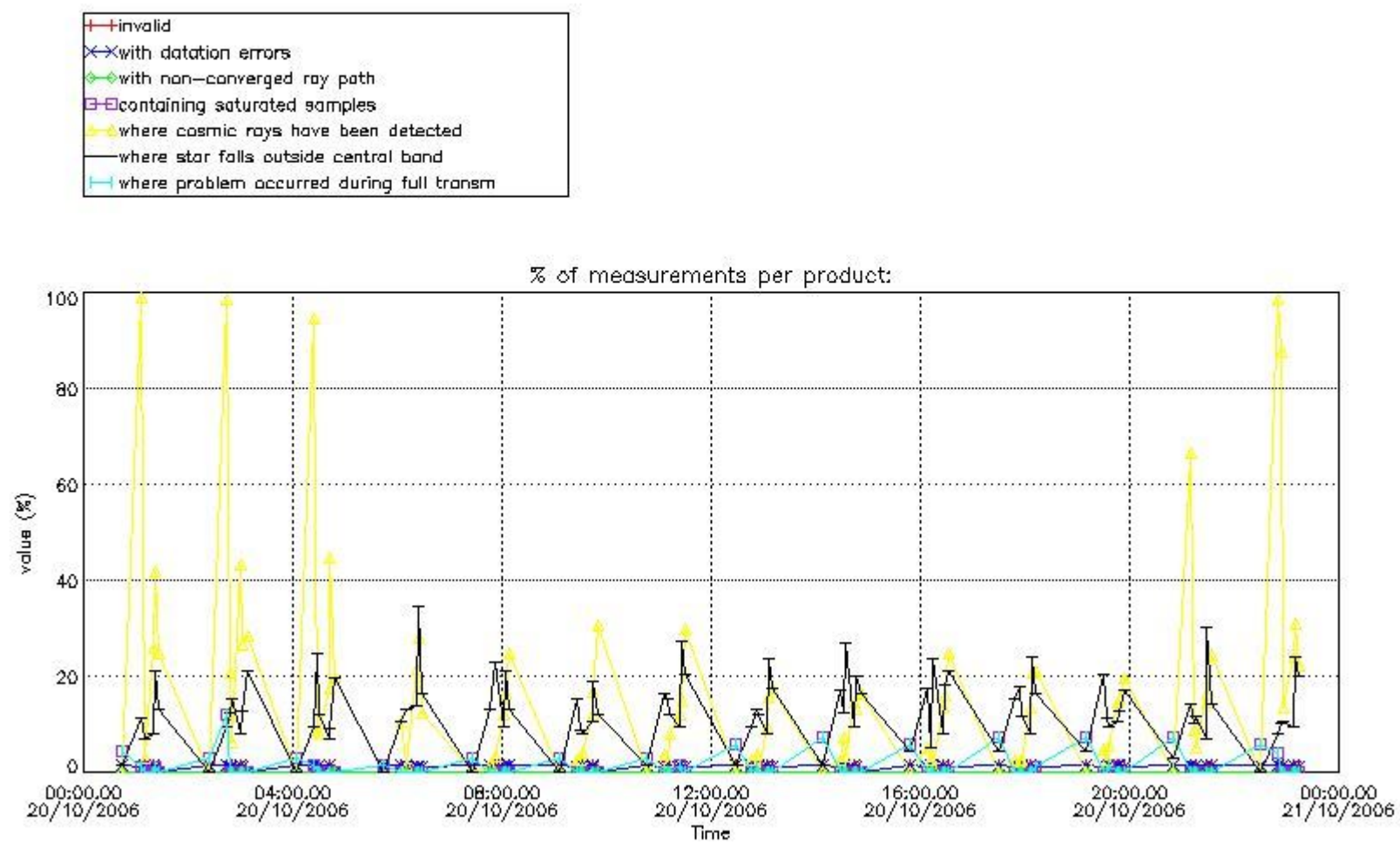


4. Level 1 quality information per product

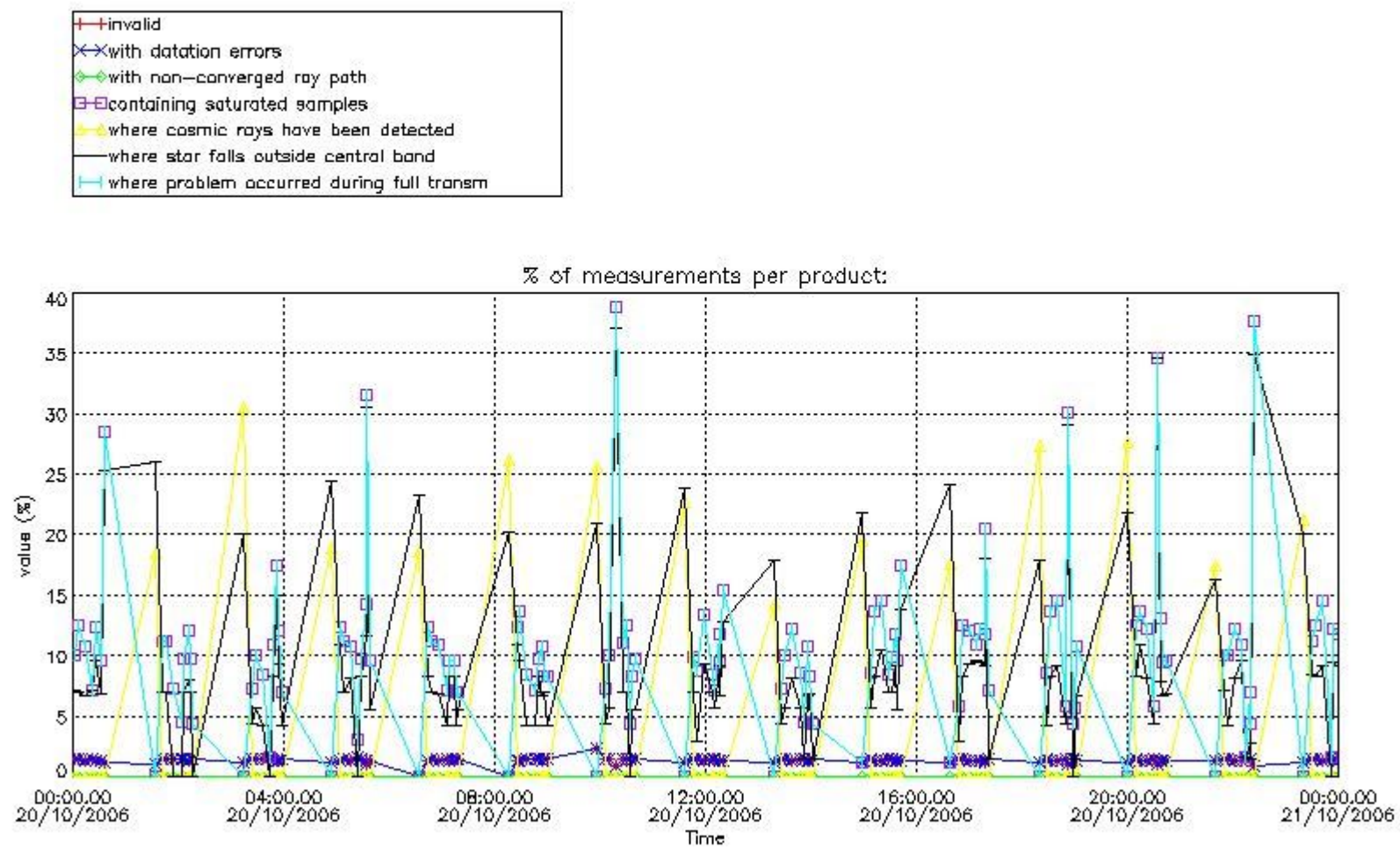
In this section it is plotted some information contained in the Quality Summary data set of the level 2 products that comes from the level 1b processing. Products without errors (error flag in the MPH set to "0") are used.

4.1 Plot quality information per product (time dependant) coming from level 1b processing

4.1.1 Plot level 1 quality information per product (time dependant): ENVISAT ASCENDING passes



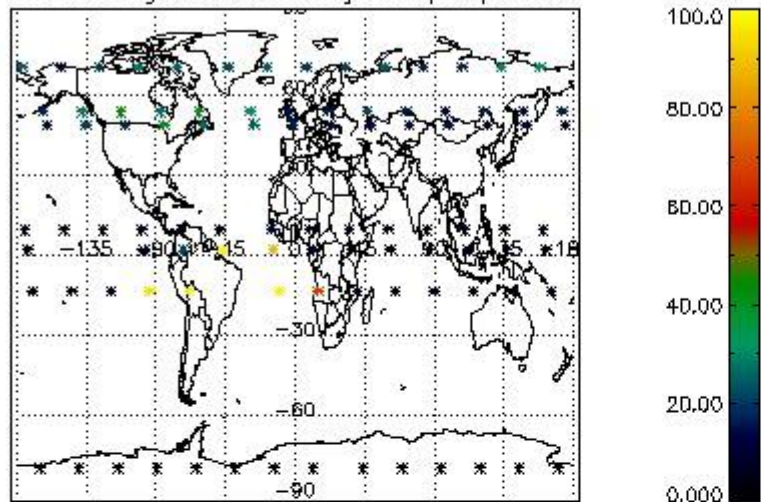
4.1.2 Plot level 1 quality information per product (time dependant): ENVI SAT DESCENDING passes



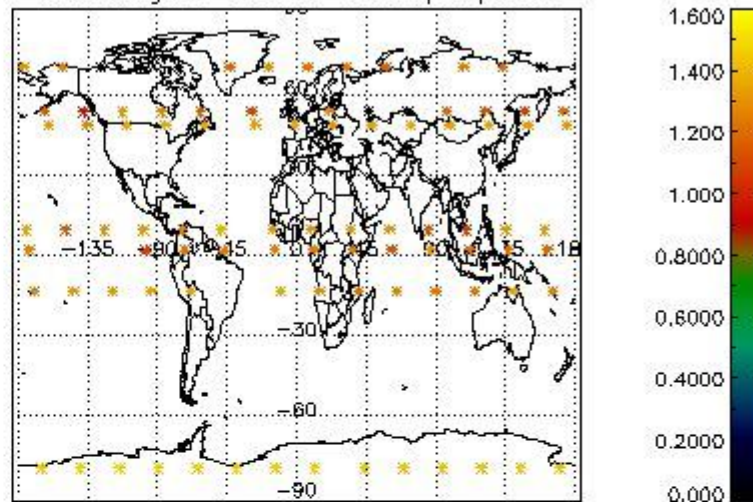
4.2 Plot quality information per product coming from level 1b processing (world map)

4.2.1 Plot level 1 quality information per product (world map): ENVISAT ASCENDING passes

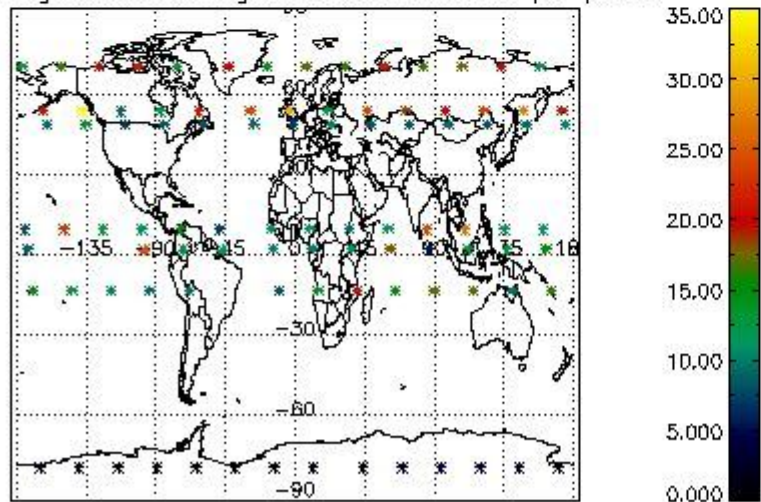
Percentage of cosmic ray hits per profile



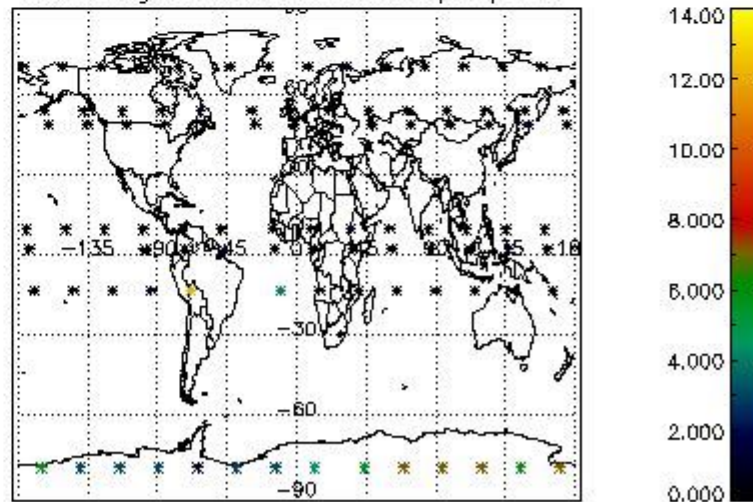
Percentage of datation errors per profile



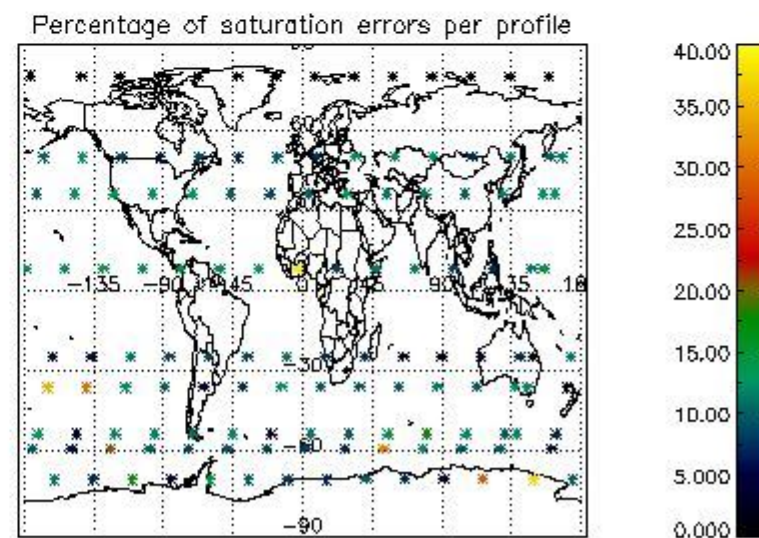
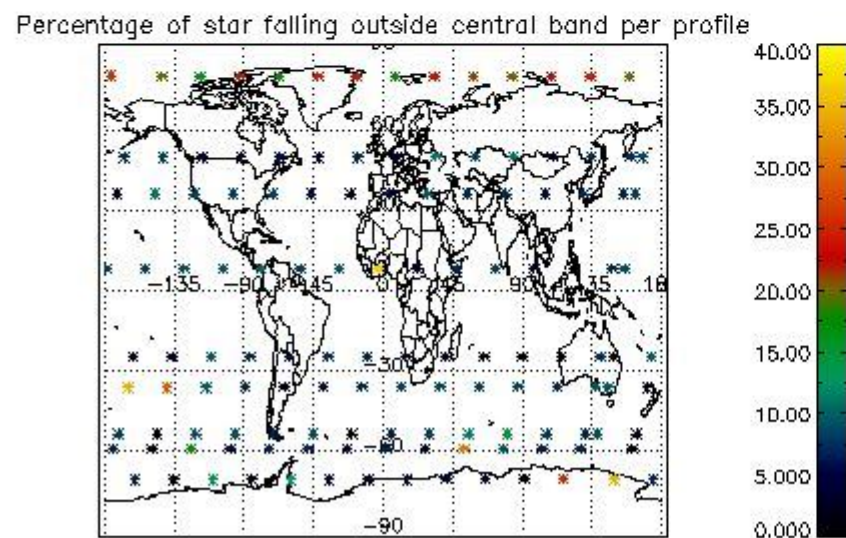
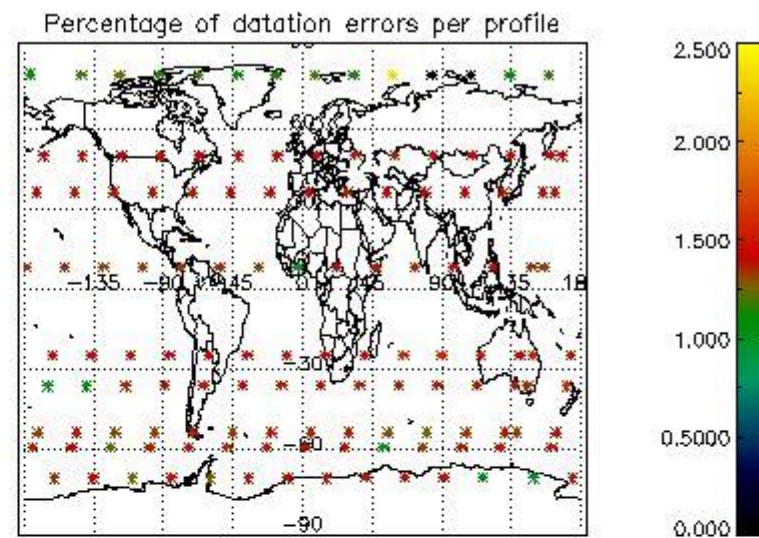
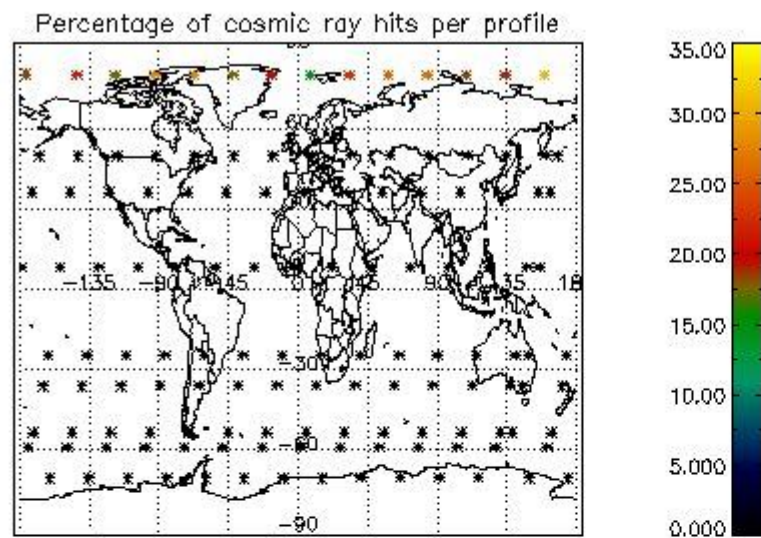
Percentage of star falling outside central band per profile



Percentage of saturation errors per profile



4.2.2 Plot level 1 quality information per product (world map): ENVISAT DESCENDING passes



5. Trace gas profiles

5.1 Ozone statistics based on quality of products

The final quality of the products can be "measured" using the STD (Standard Deviation) attached to every point profile. This information is written to the parameter GOM_NL__2P/NL_LOCAL_SPECIES_DENSITY/o3_std of the level 2 products. The table below shows the statistics for given STD ranges.

The statistics are given with respect to the overall valid production:

- Products without fatal errors: GOM_NL__2P/MPH/PRODUCT_ERR=0
- Valid point profile: GOM_NL__2P/NL_LOCAL_SPECIES_DENSITY/pcd(0)=0

The 'Criteria' is applied to valid points of dark limb products:

- Products in dark limb illumination condition: GOM_NL__2P/NL_SUMMARY_QUALITY/obs_ill_cond=0
- Products without fatal errors: GOM_NL__2P/MPH/PRODUCT_ERR=0
- Valid point profile: GOM_NL__2P/NL_LOCAL_SPECIES_DENSITY/pcd(0)=0

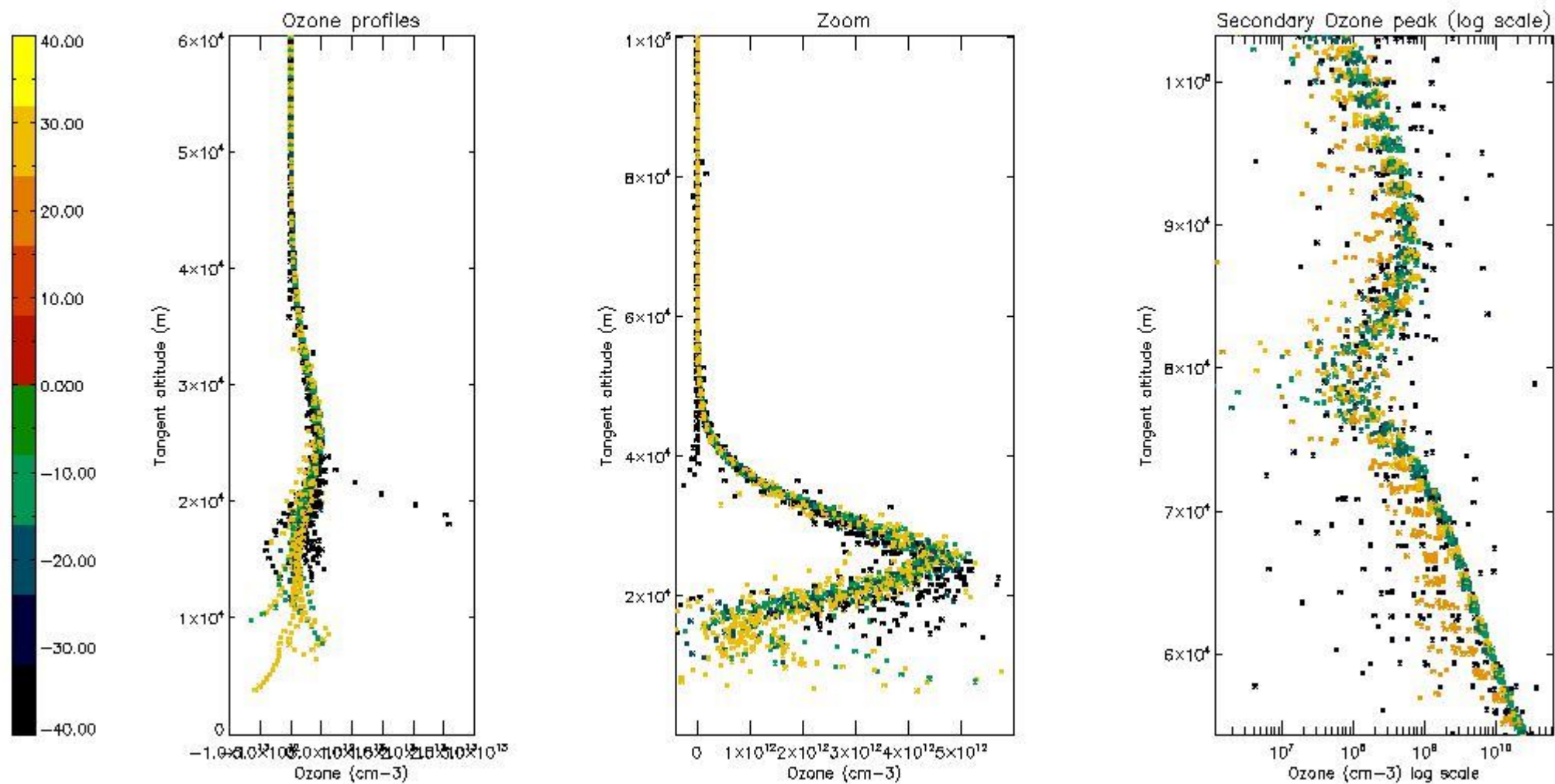
So, the table below shows the percentage of dark limb and valid observations for each criteria with respect to the overall valid daily observations.

Criteria	% of total production
All STD	32
STD < 20	18

STD < 10	14
STD < 5	9

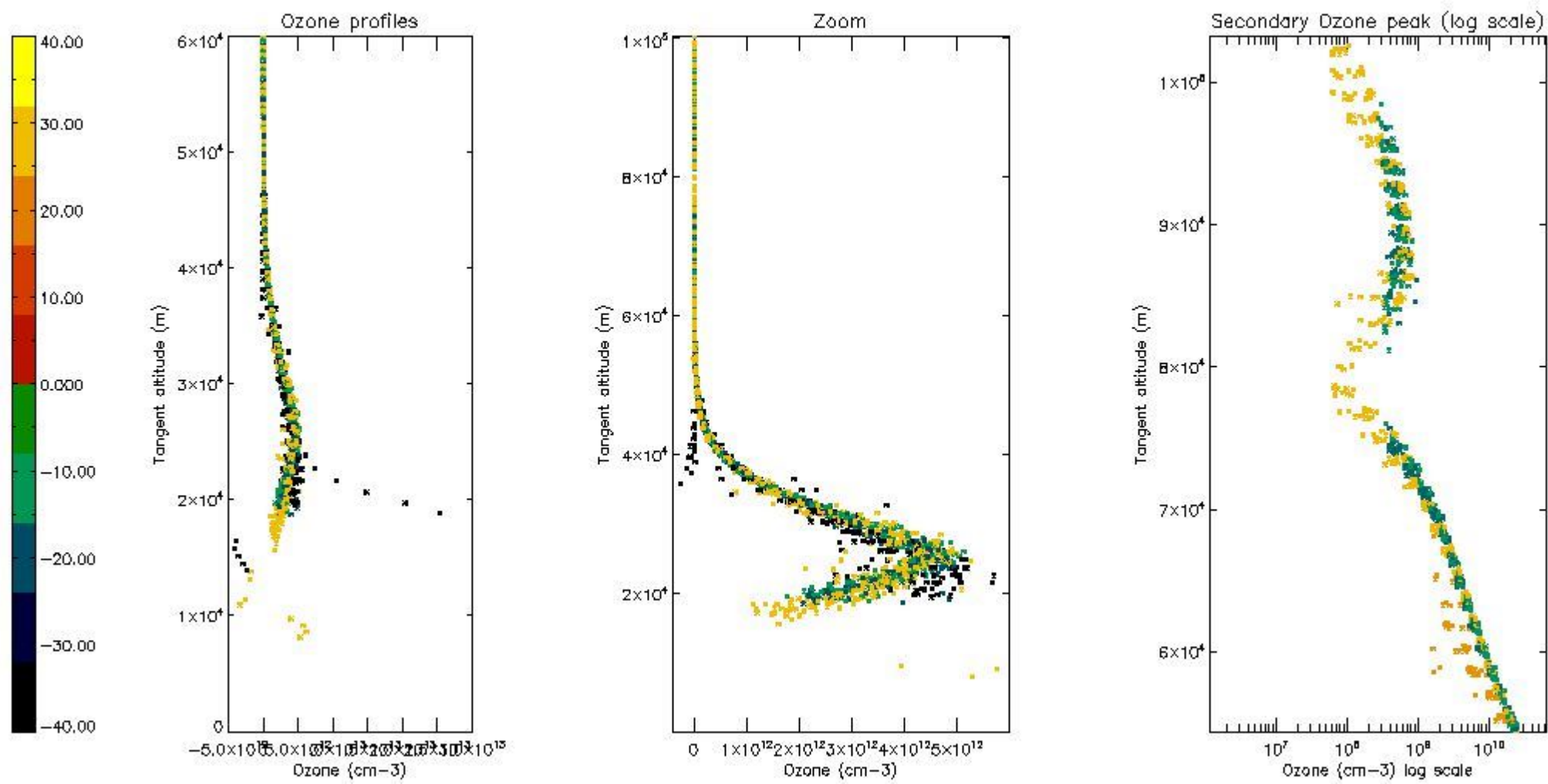
5.2 Plot ozone profiles for all STD (dark without errors)

The colorbar represents the latitude.



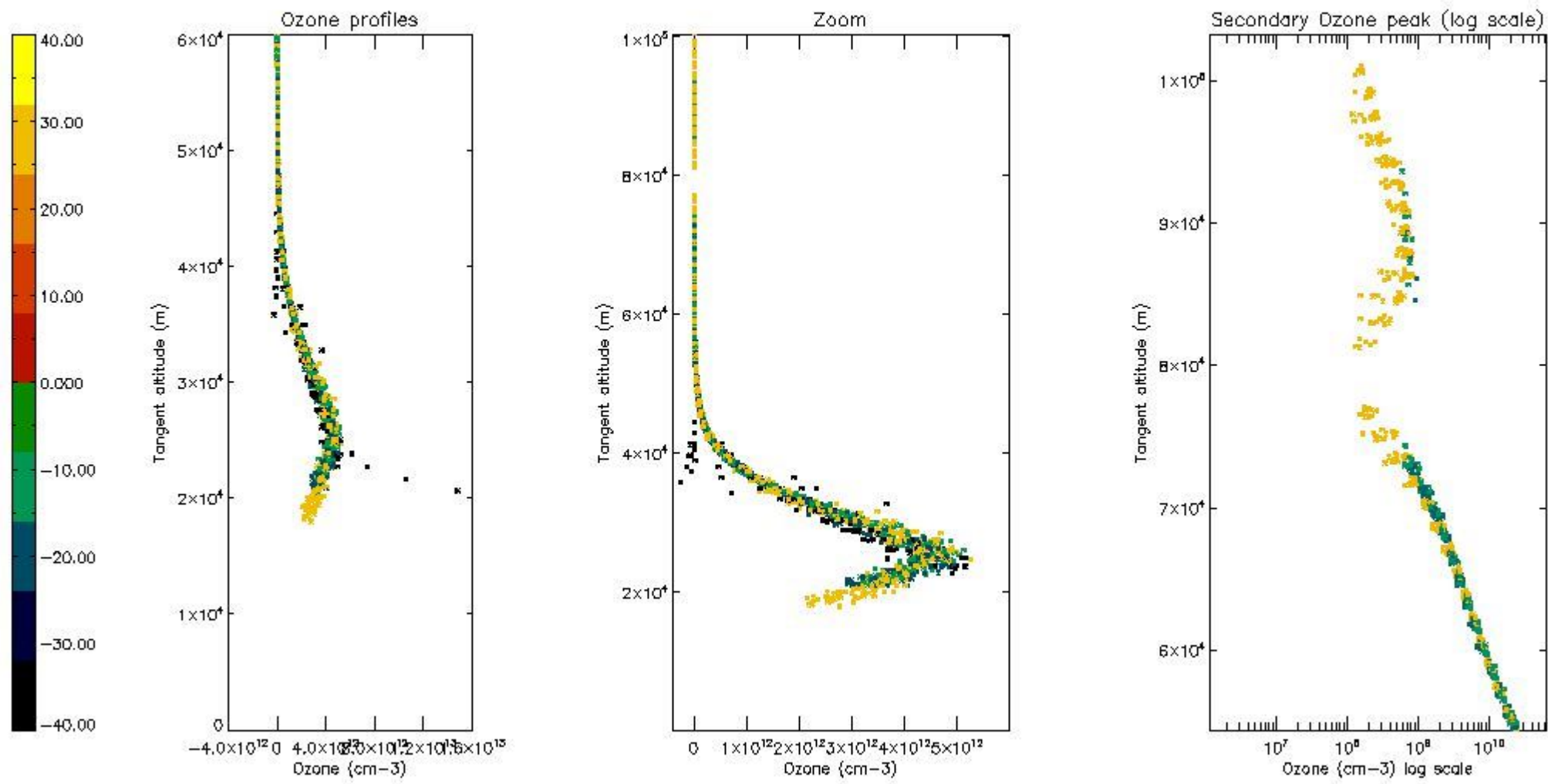
5.3 Plot ozone profiles where STD < 20% (dark without errors)

The colorbar represents the latitude.



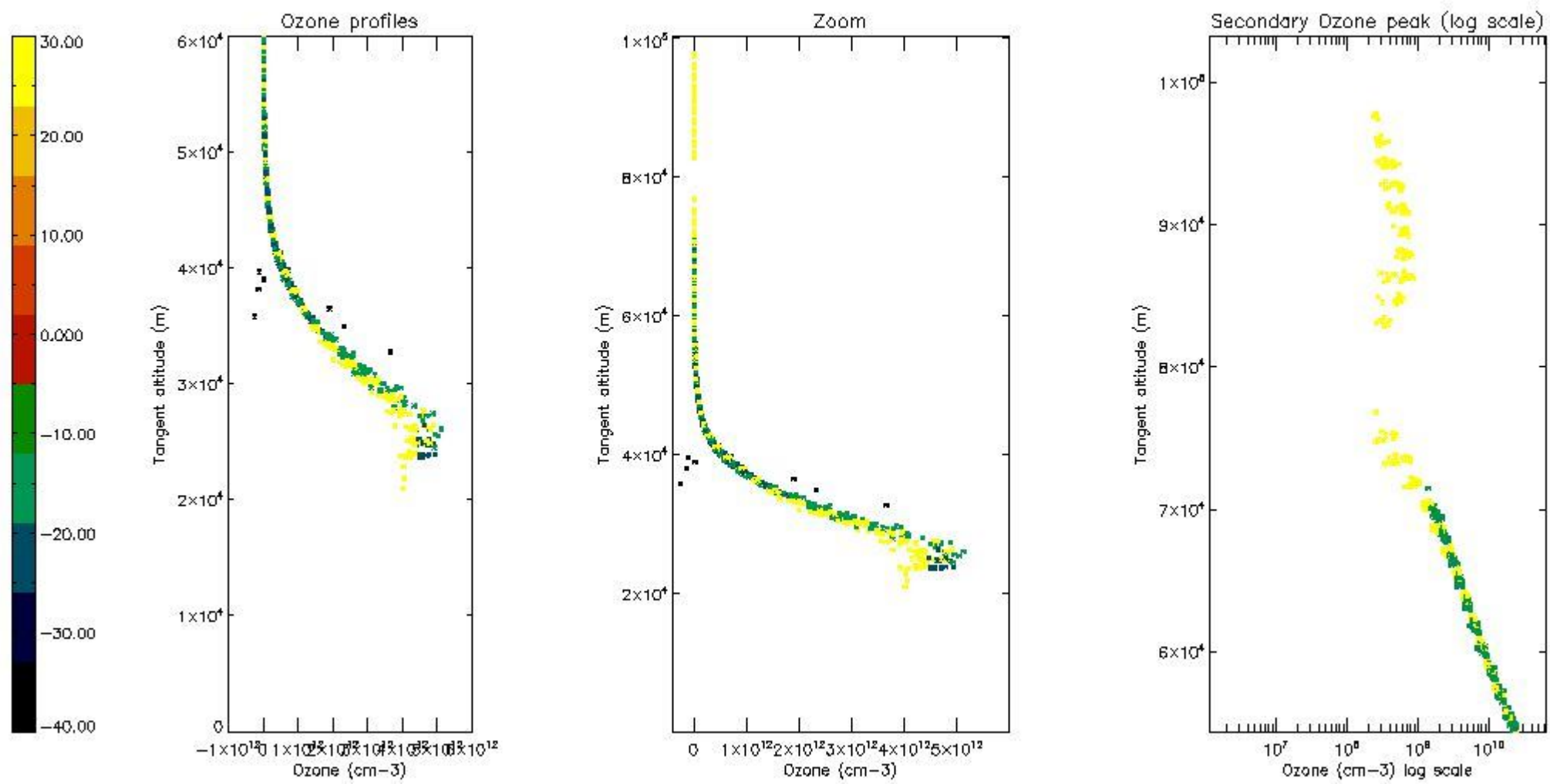
5.4 Plot ozone profiles where STD < 10% (dark without errors)

The colorbar represents the latitude.



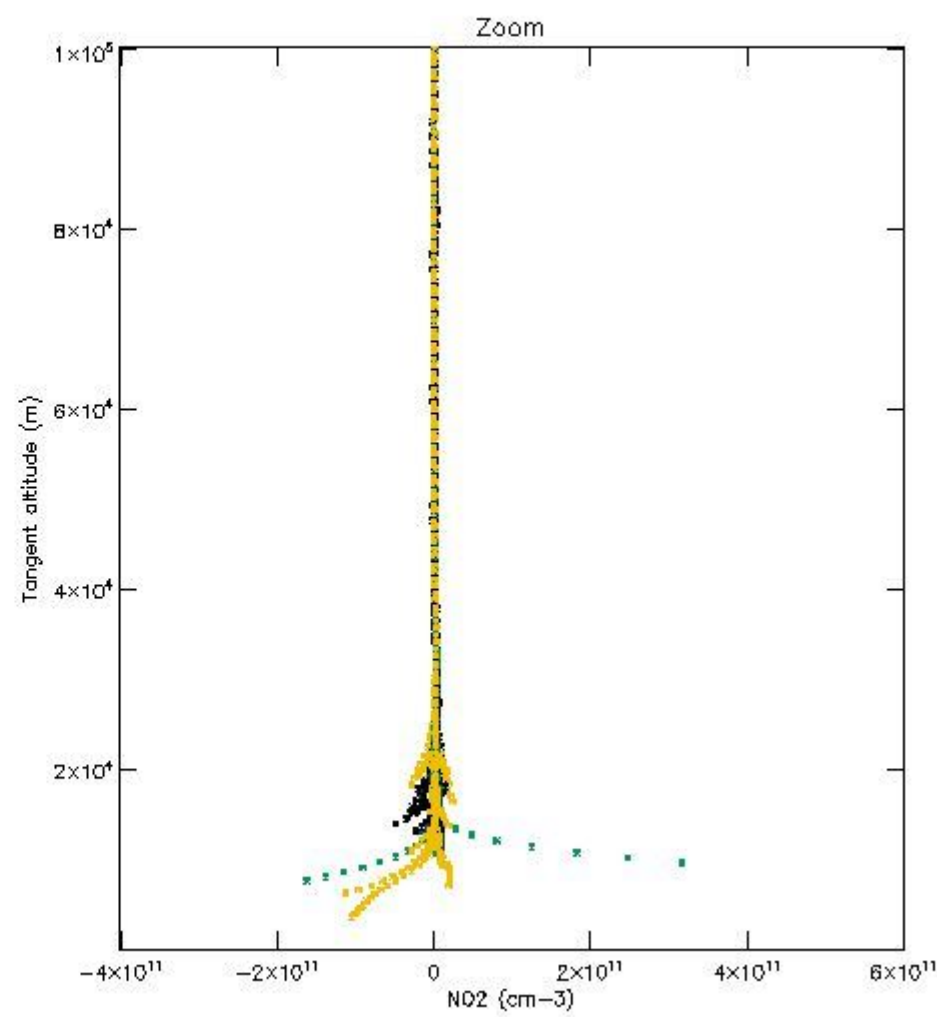
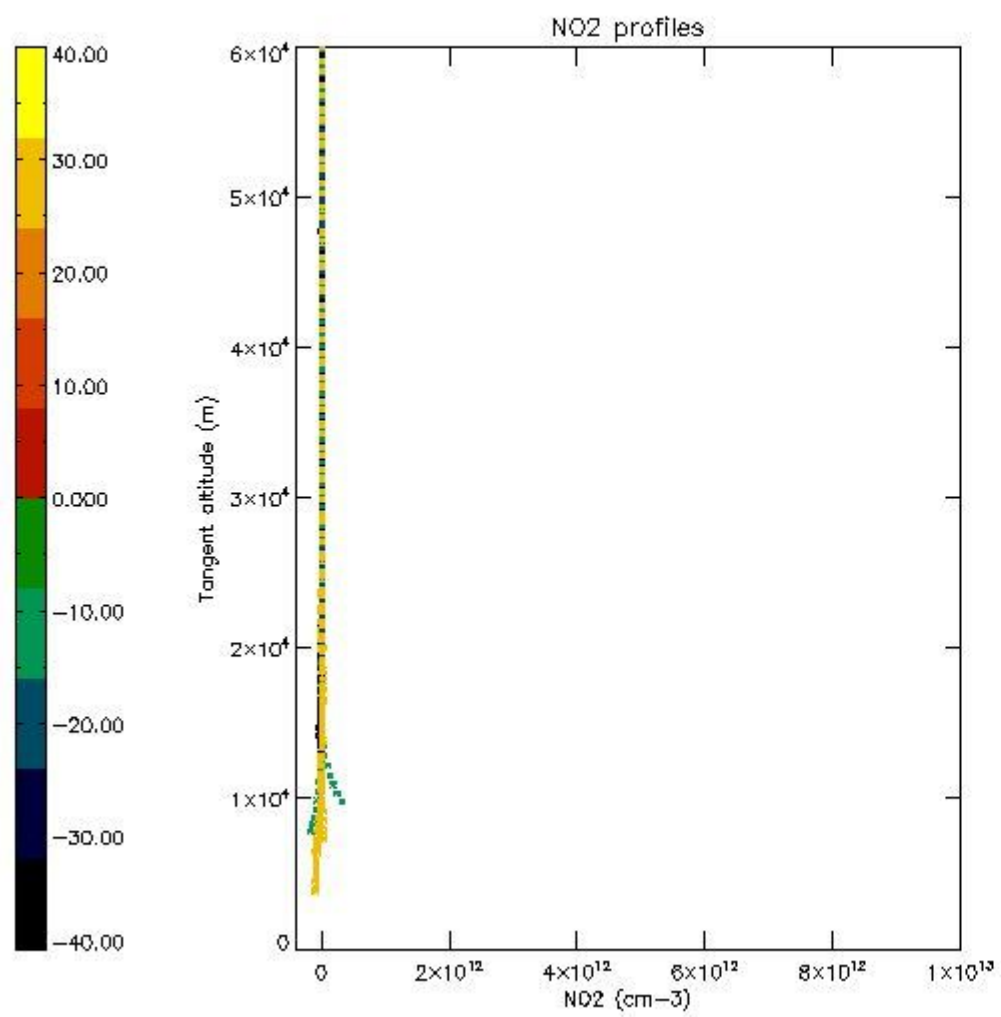
5.5 Plot ozone profiles where STD < 5% (dark without errors)

The colorbar represents the latitude.



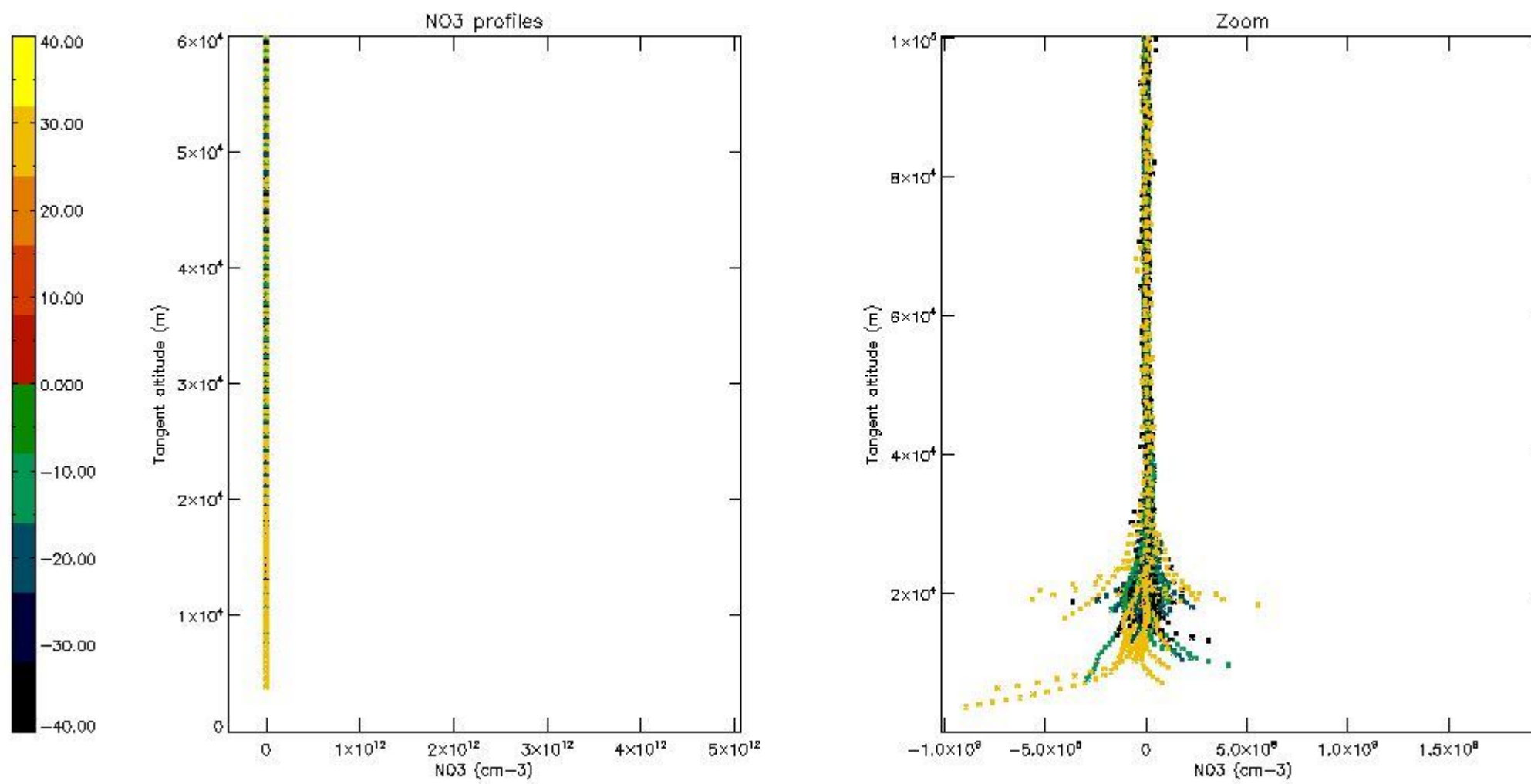
5.6 Plot NO₂ profiles for all STD (dark without errors)

The colorbar represents the latitude.



5.7 Plot NO3 profiles for all STD (dark without errors)

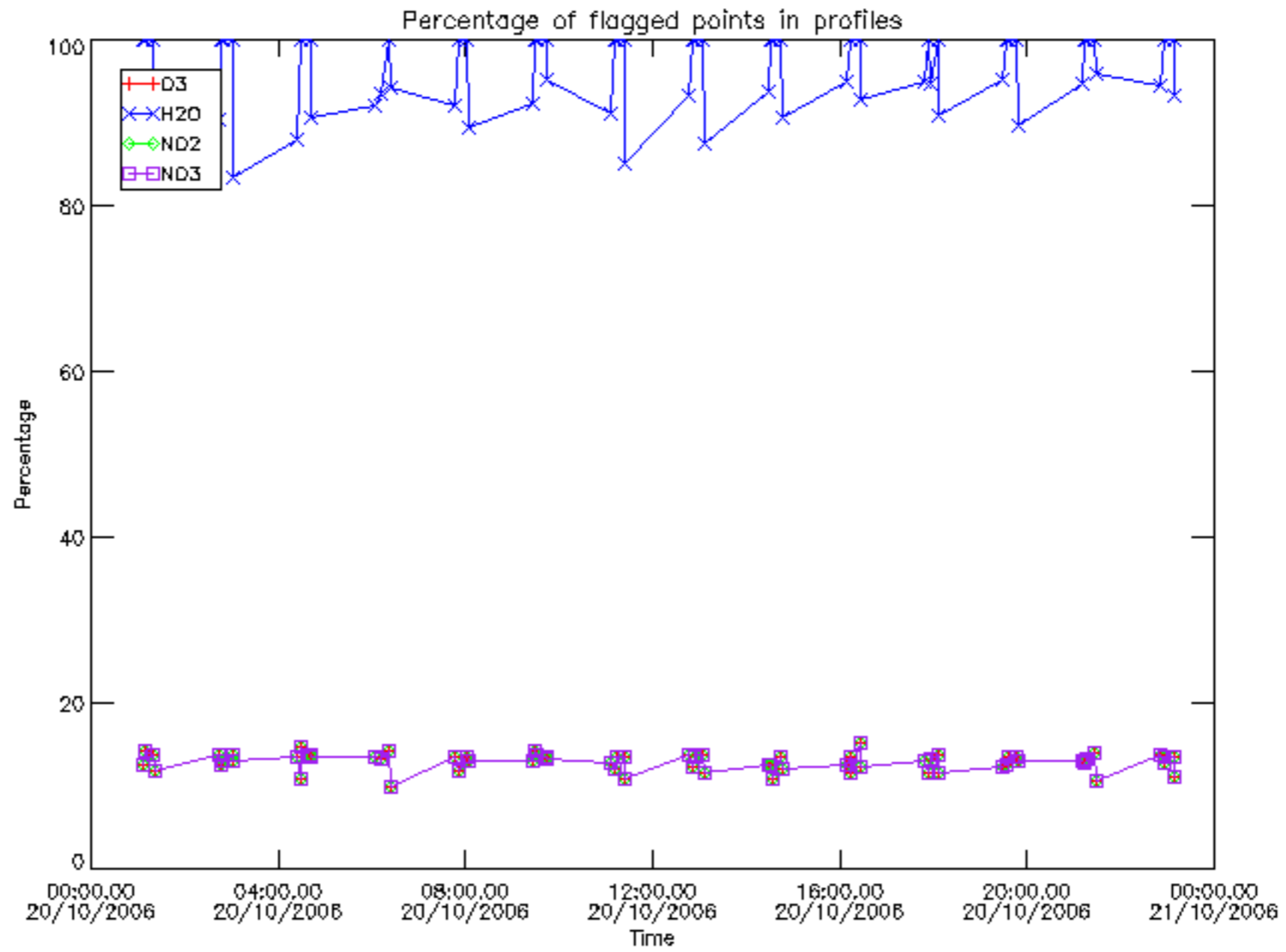
The colorbar represents the latitude.



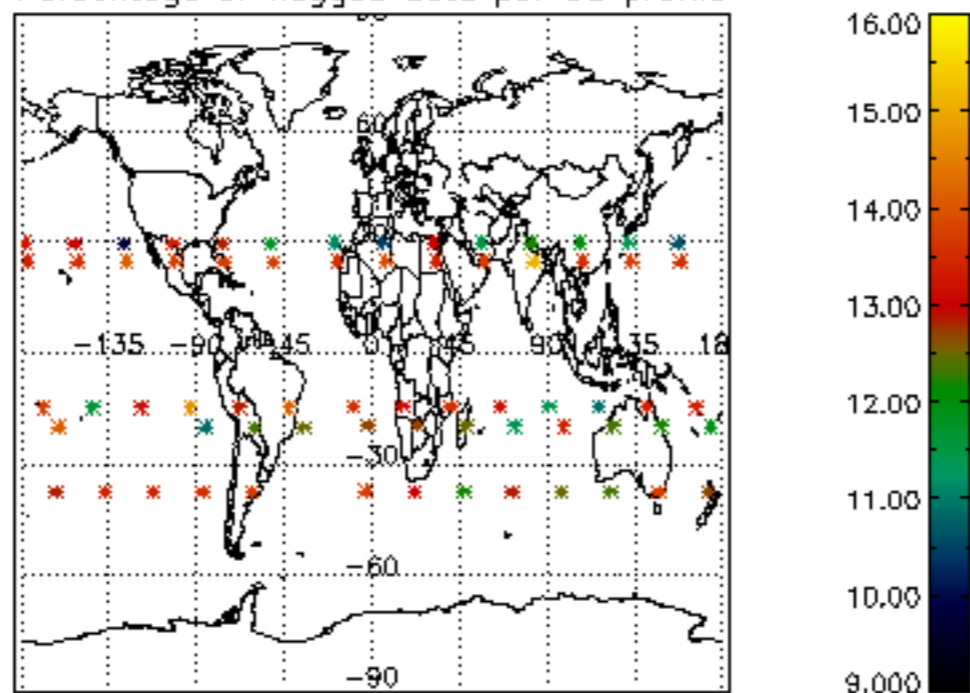
6. Auxiliary Data Files used for the production reported in section 2

The number reported in the third column indicates since which file (see list in section 2) the corresponding auxiliary file has been used. The fourth column is the date of those product files.

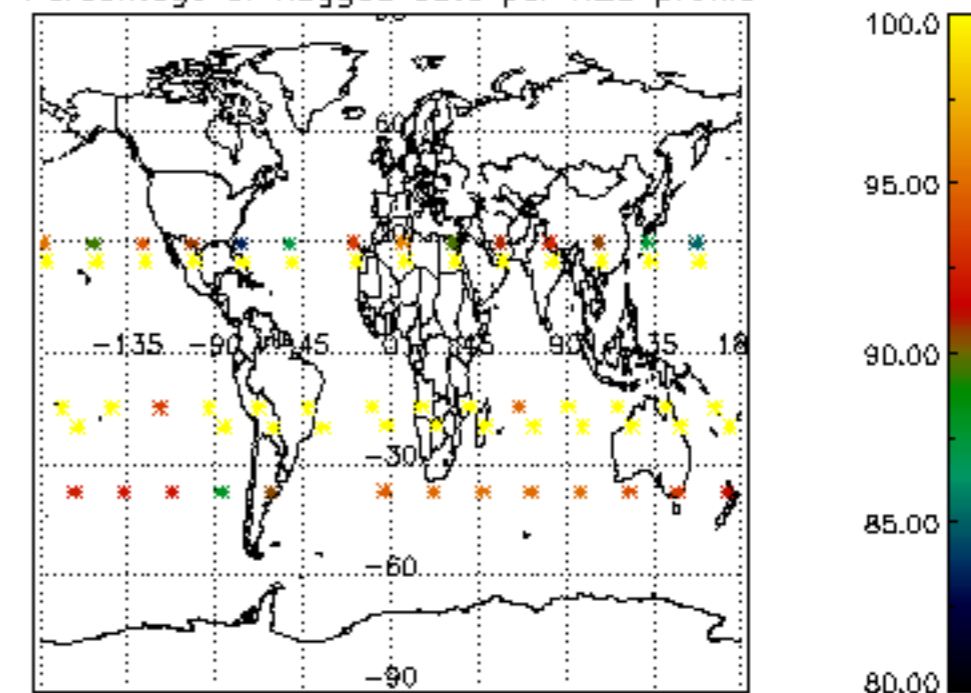
Type	Auxiliary Filename	Used since product	Used since product date
INST_PHYS_CHARACTERISTICS	GOM_INS_AXVIEC20091111_143220_20030716_120000_20500101_000000	1	20-OCT-2006 00:02:02
LEVEL-2_PROC_CONFIG	GOM_PR2_AXVIEC20091111_152718_20020301_000000_20500101_000000	1	20-OCT-2006 00:02:02
CROSS_SECTIONS_FILE	GOM_CRS_AXVIEC20091111_154832_20020301_000000_20500101_000000	1	20-OCT-2006 00:02:02



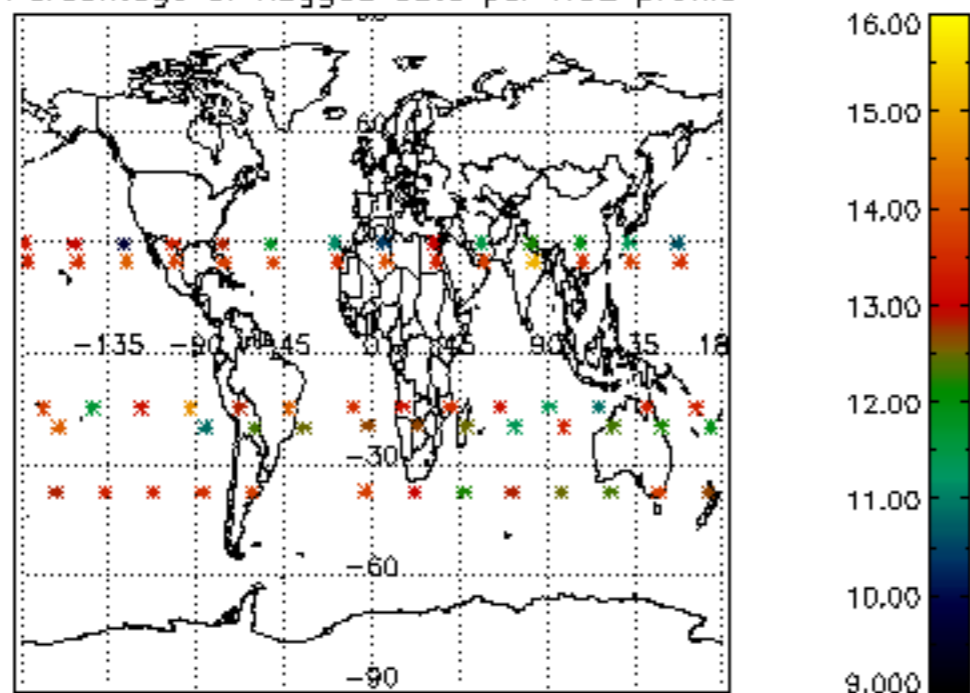
Percentage of flagged data per D3 profile



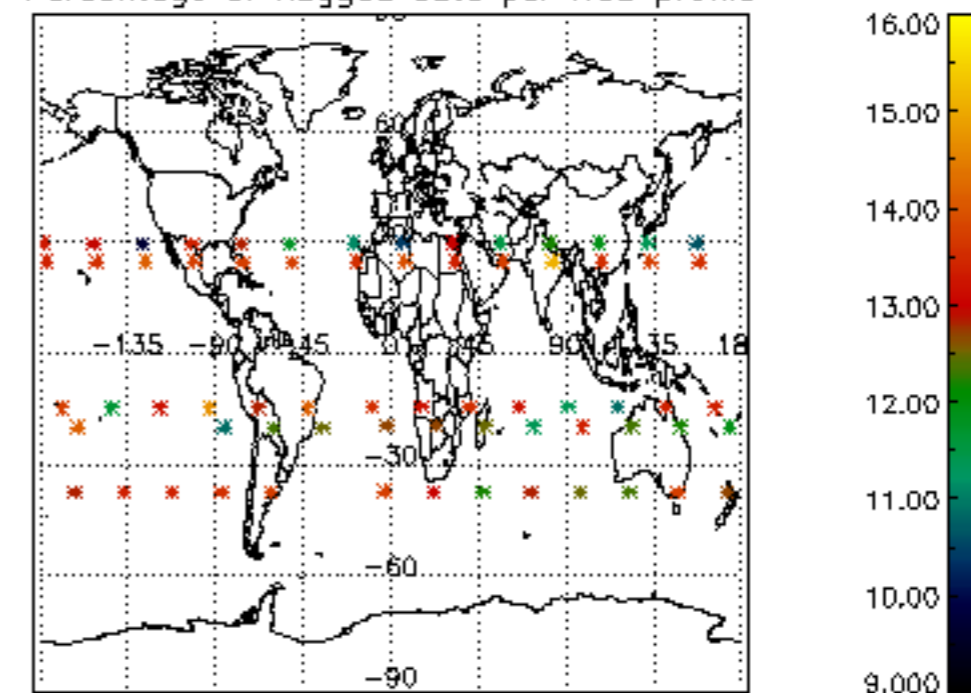
Percentage of flagged data per H2O profile

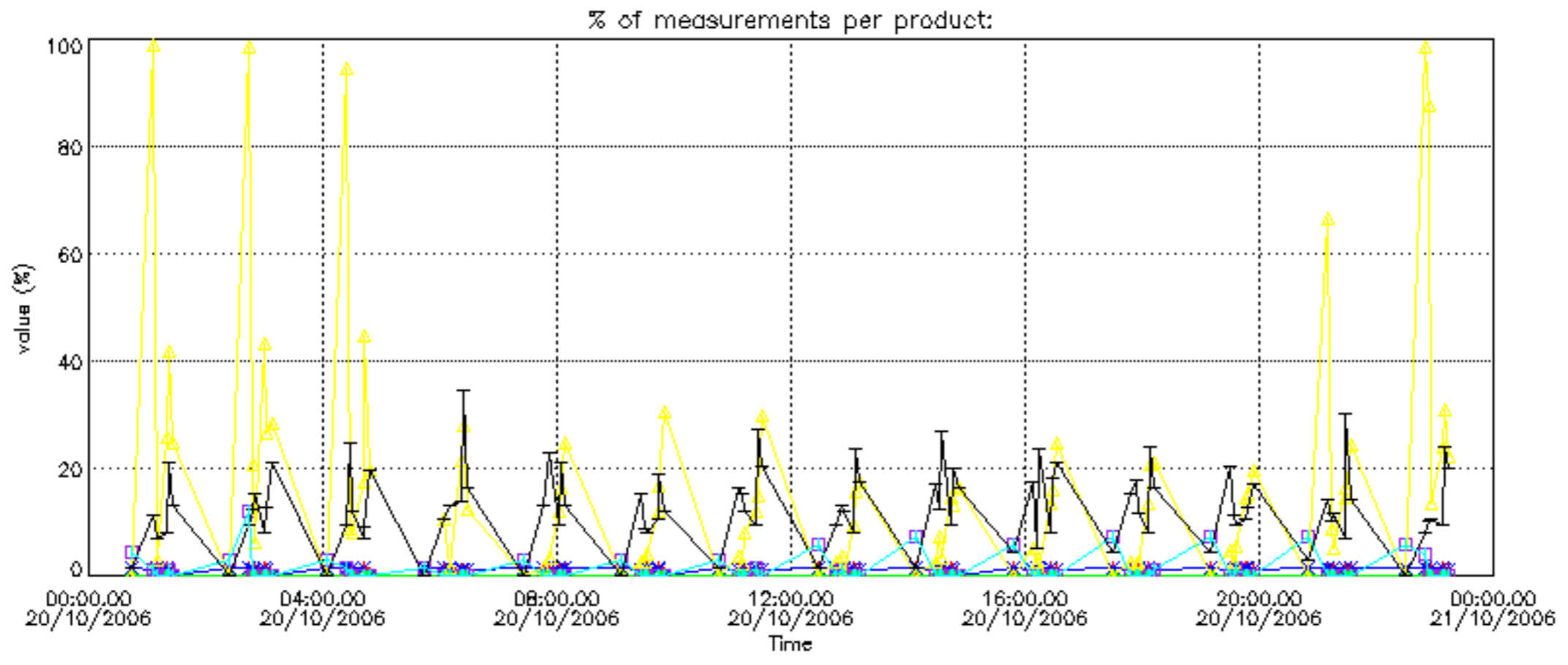


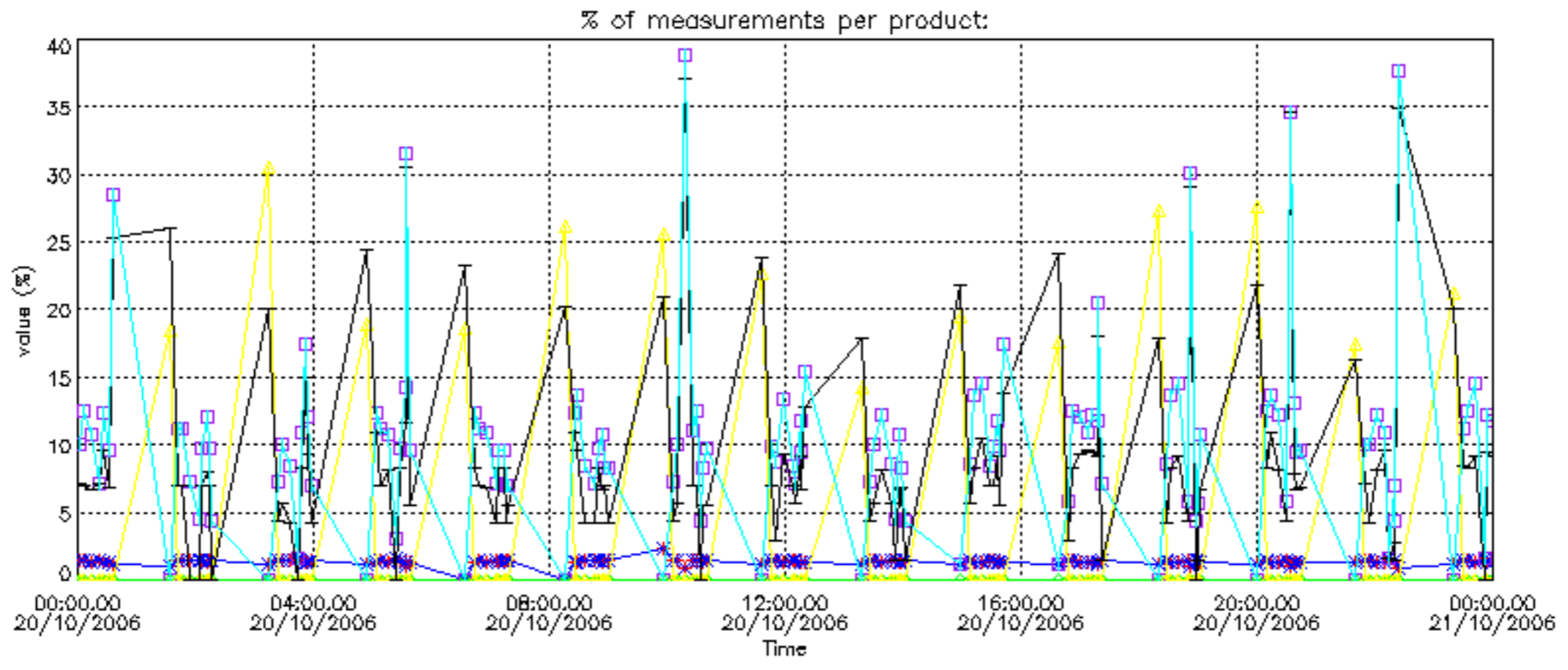
Percentage of flagged data per NO2 profile



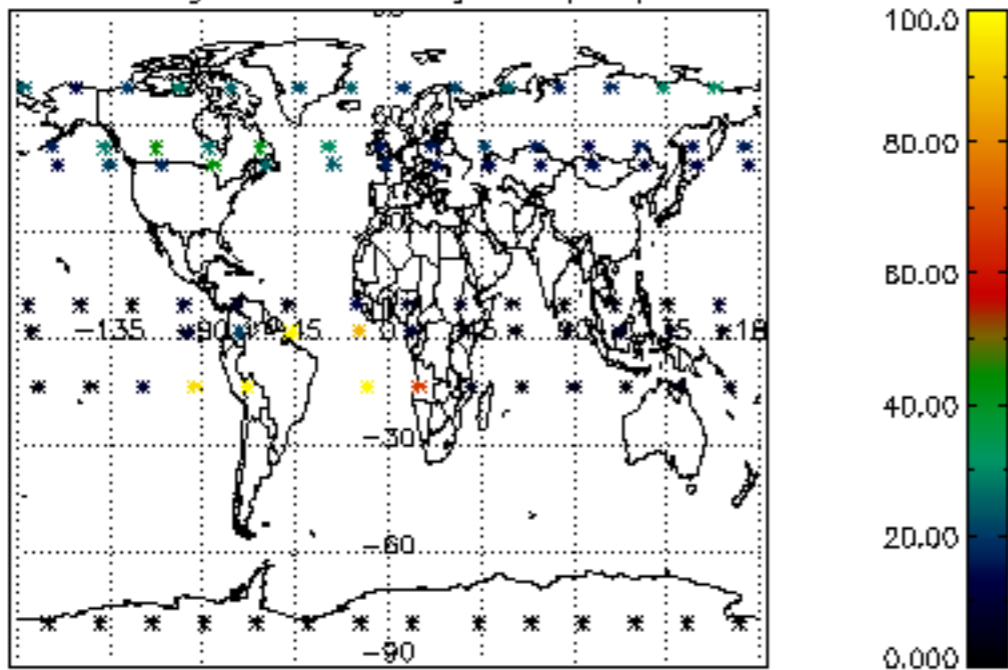
Percentage of flagged data per NO3 profile



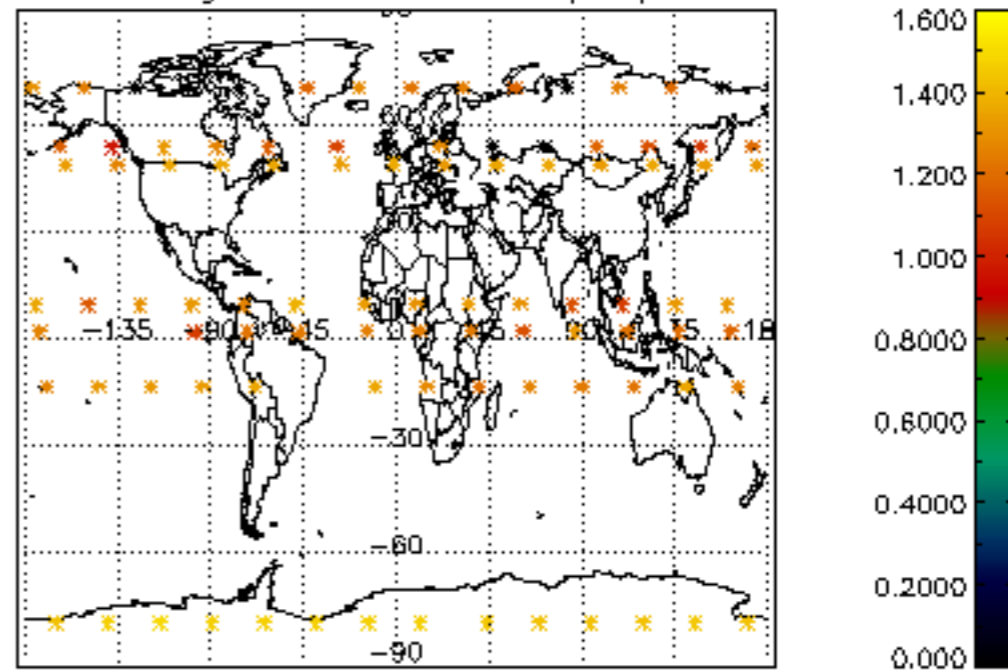




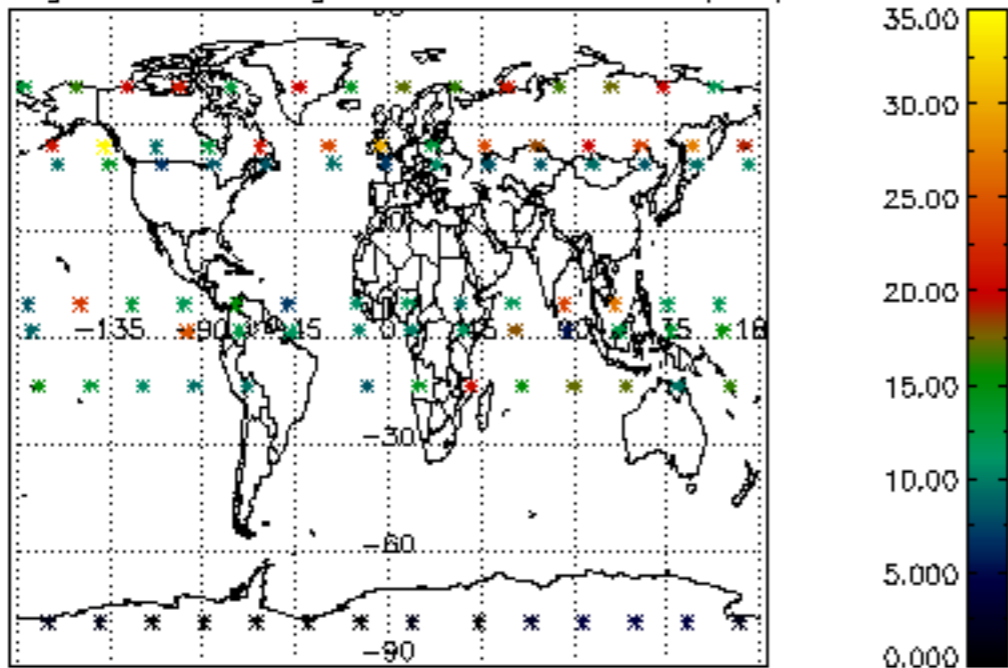
Percentage of cosmic ray hits per profile



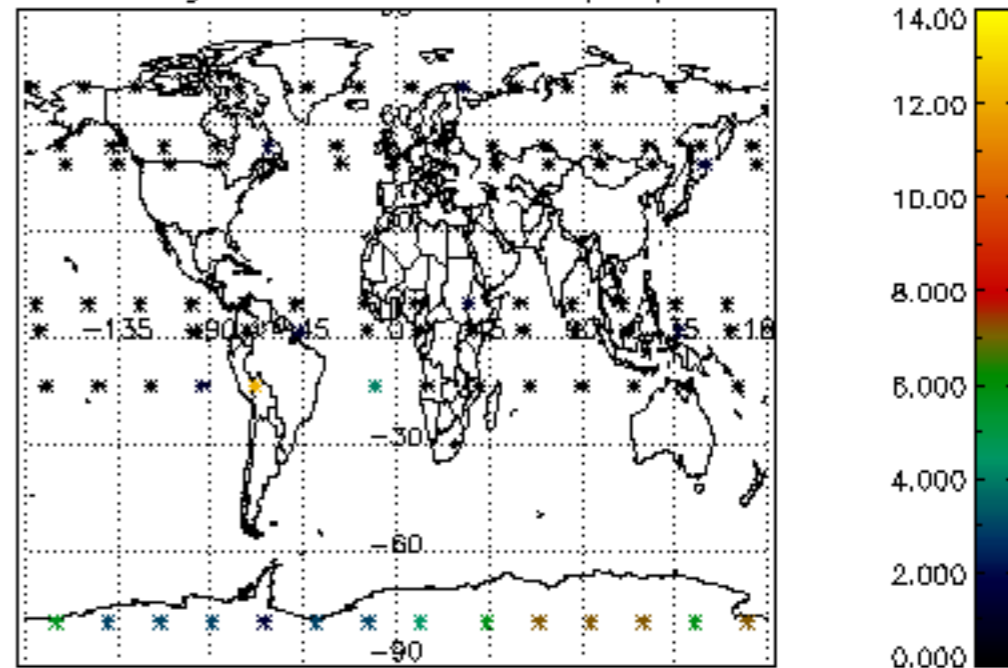
Percentage of datation errors per profile



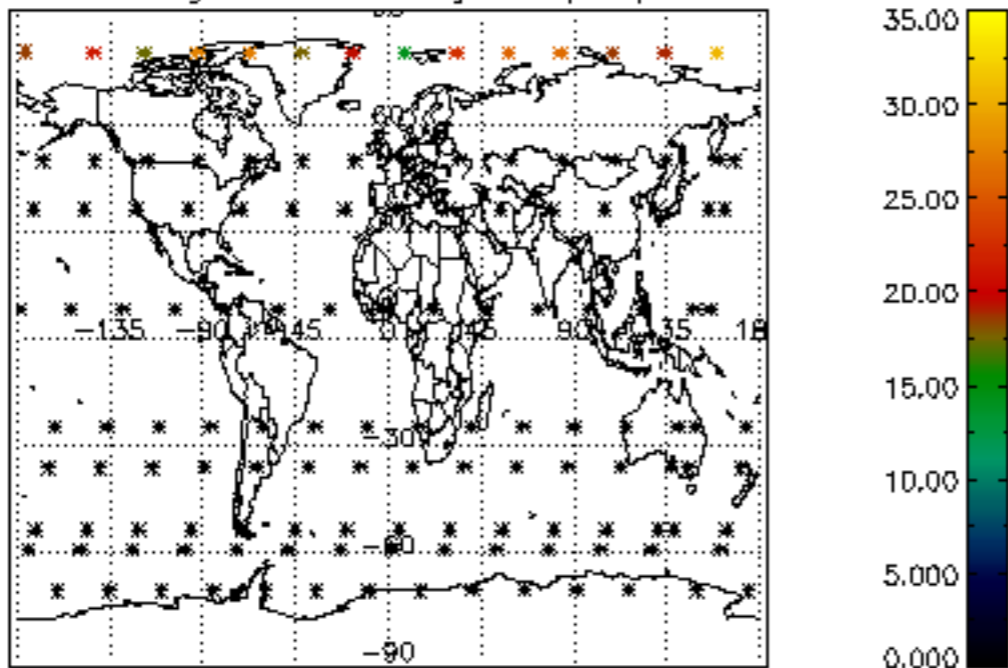
Percentage of star falling outside central band per profile



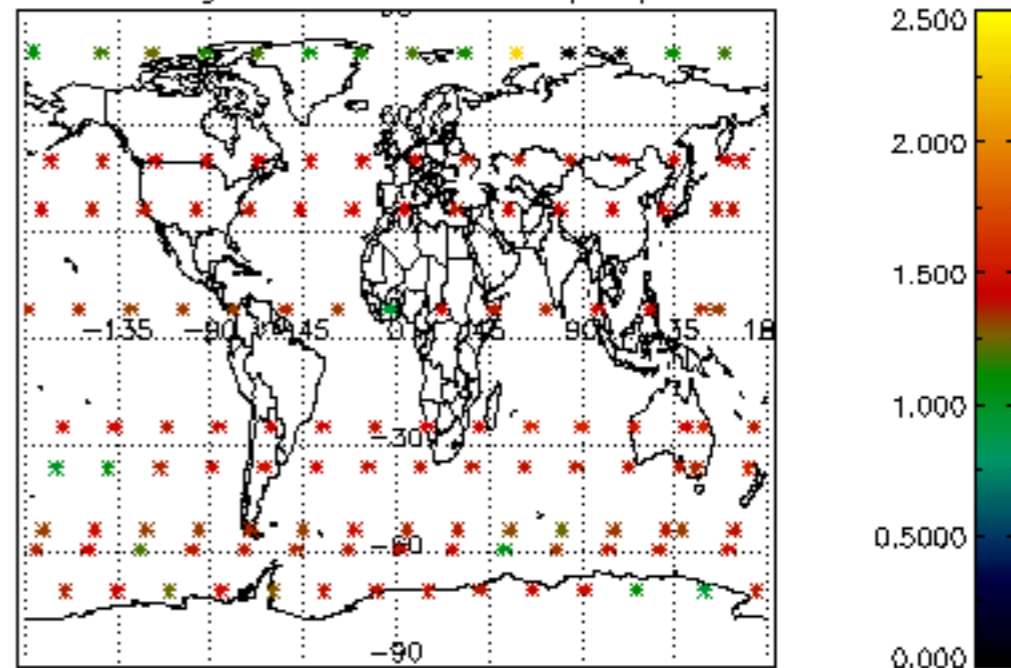
Percentage of saturation errors per profile



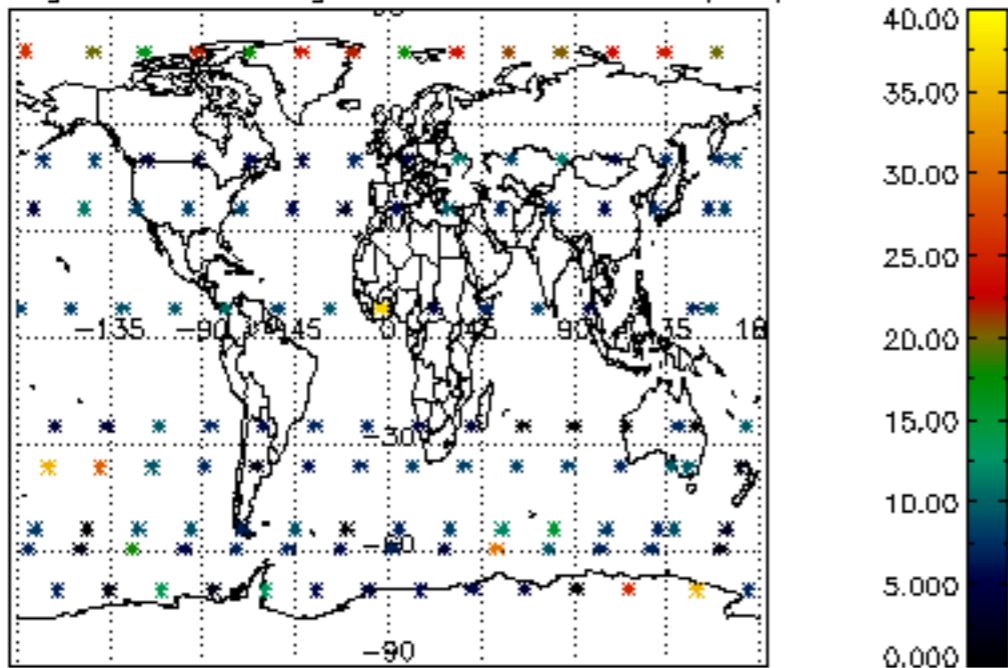
Percentage of cosmic ray hits per profile



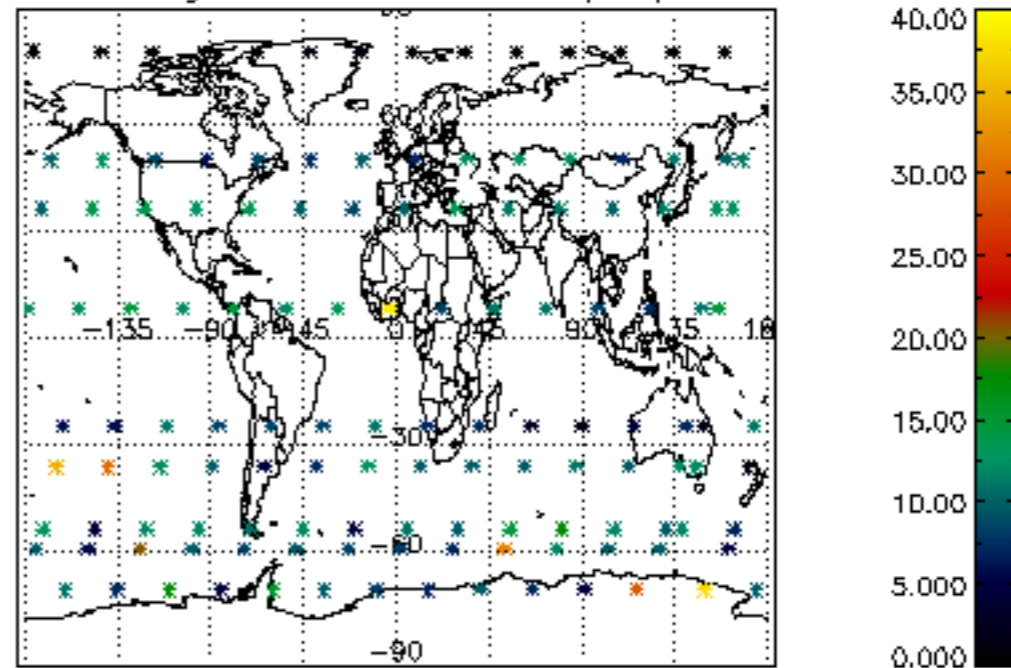
Percentage of datation errors per profile

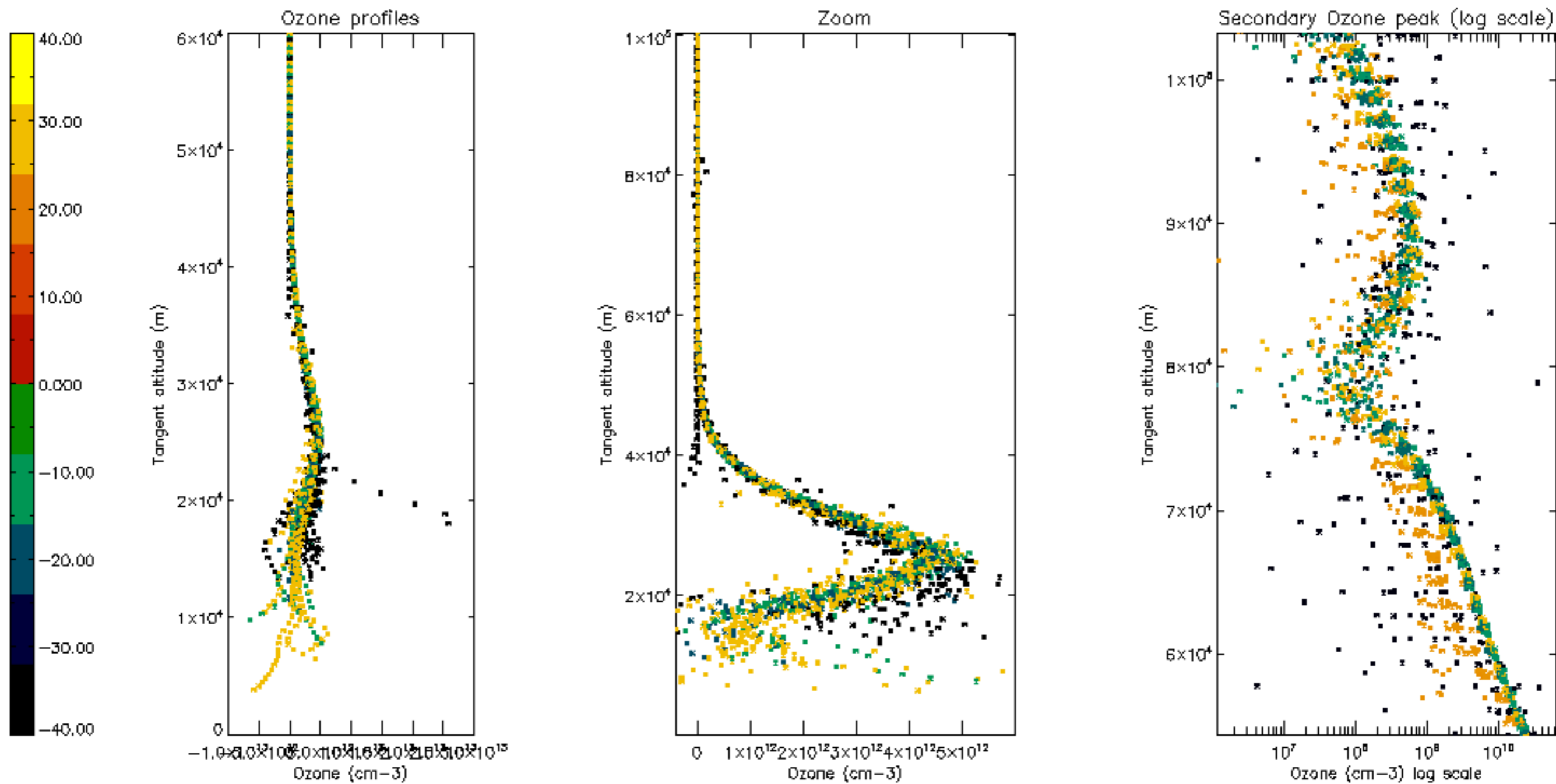


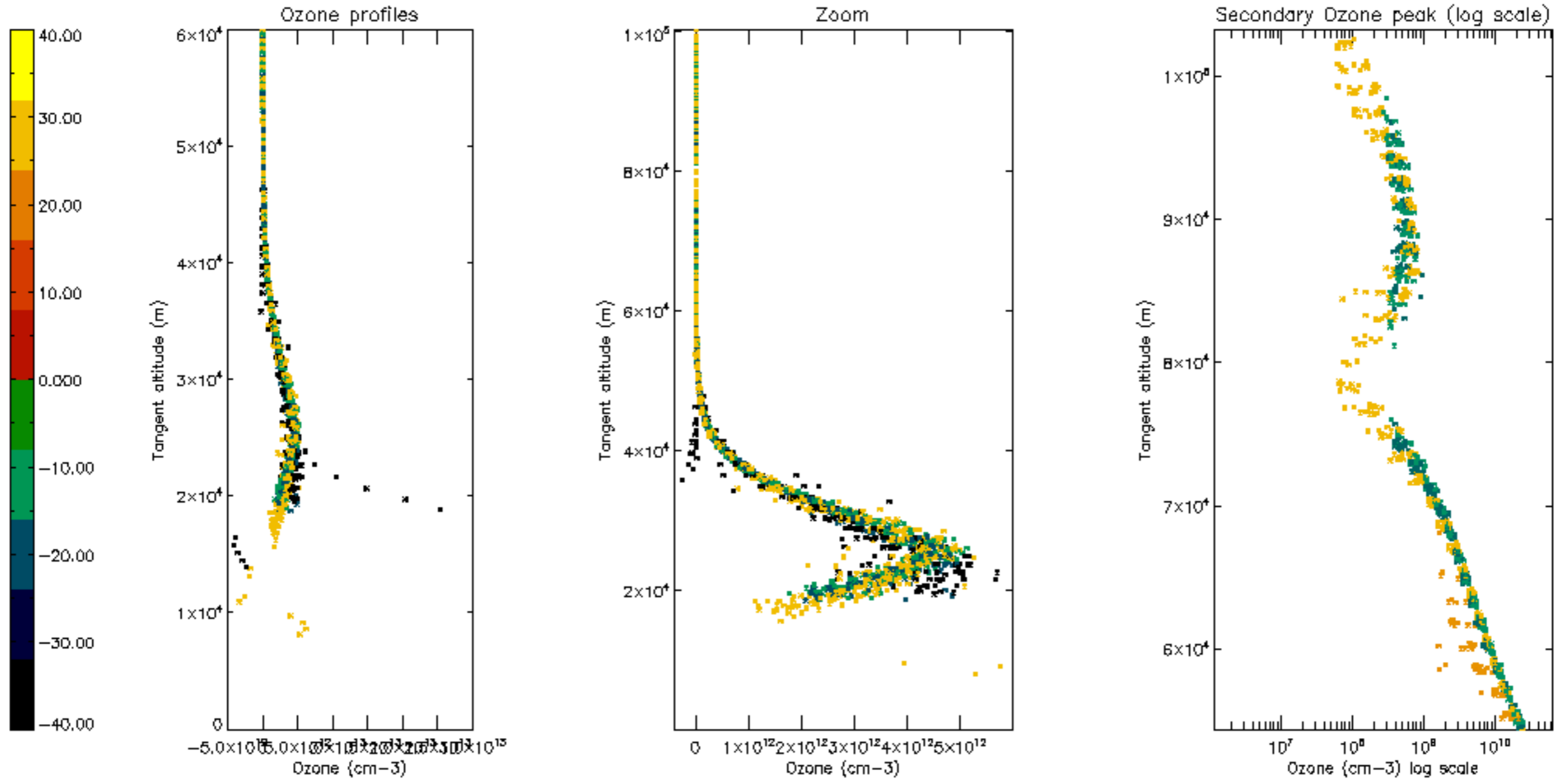
Percentage of star falling outside central band per profile

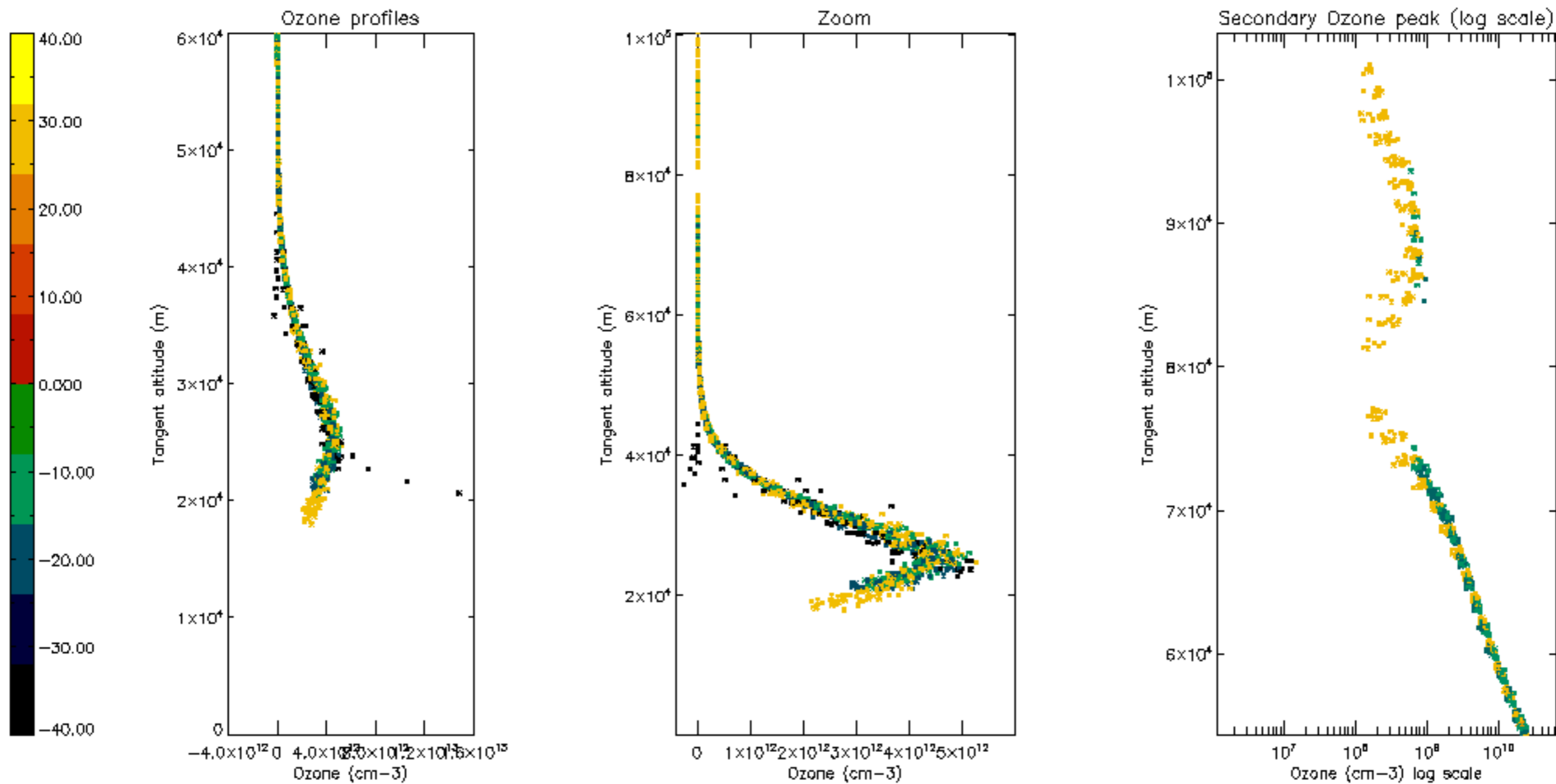


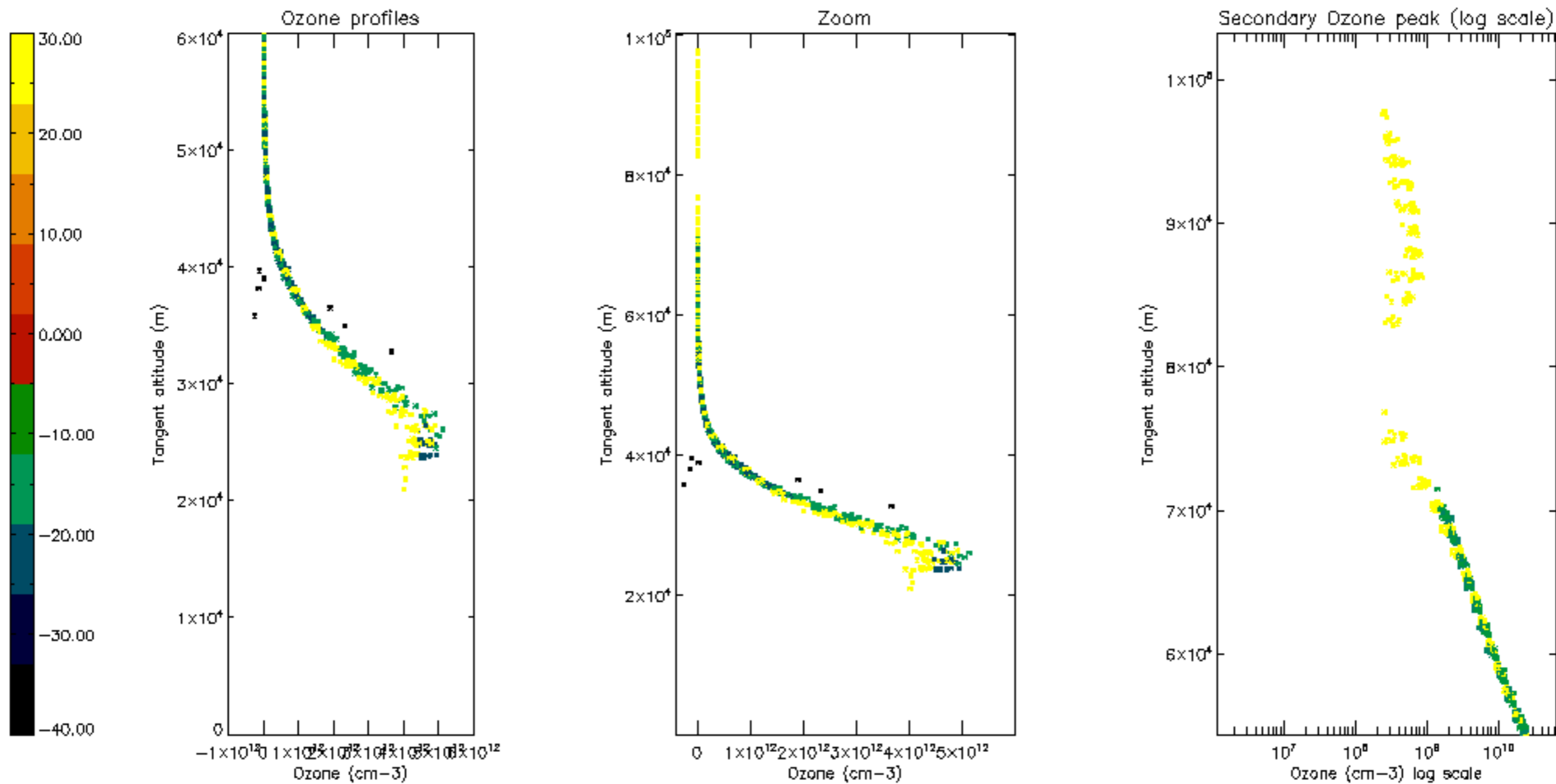
Percentage of saturation errors per profile

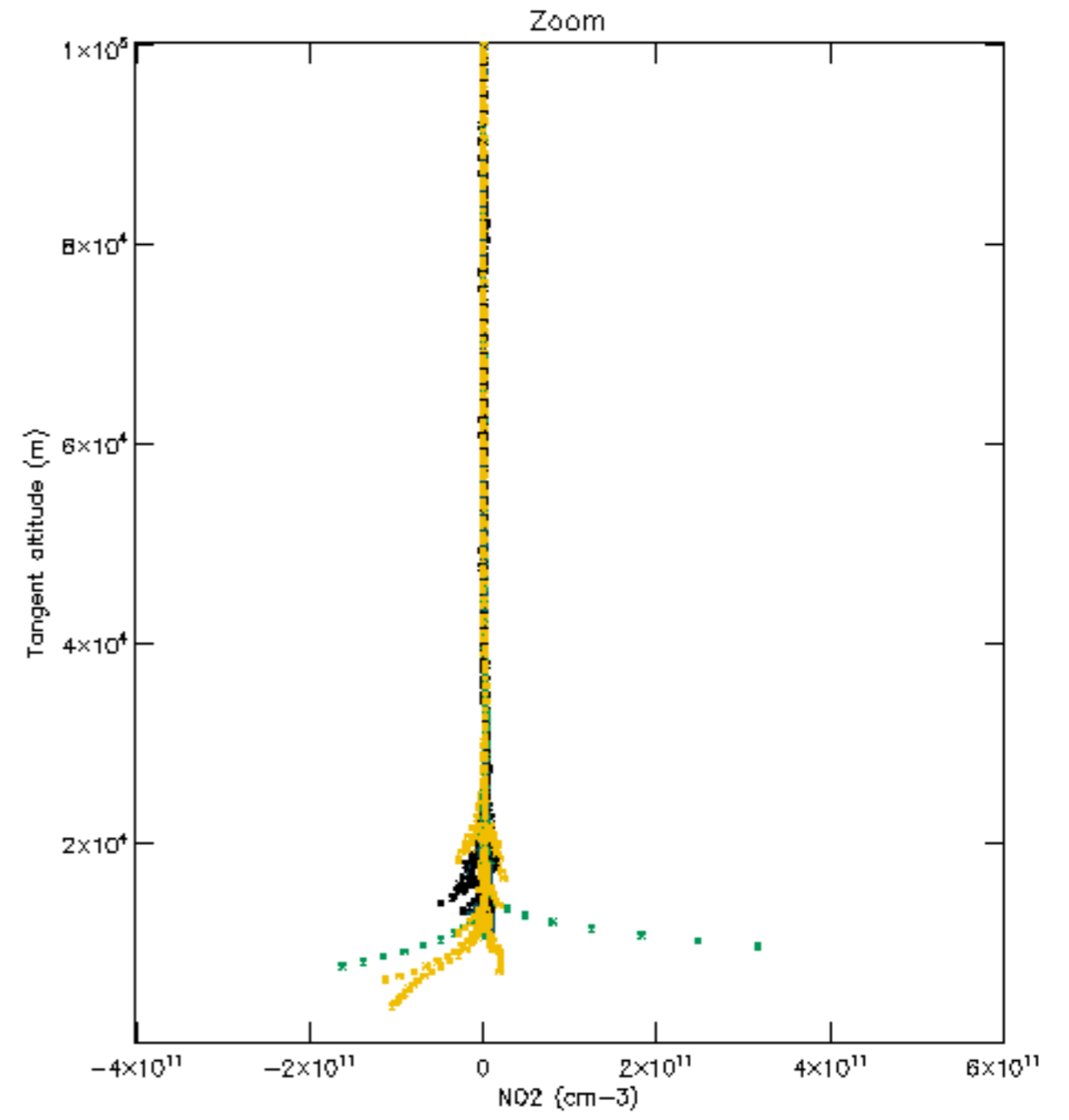
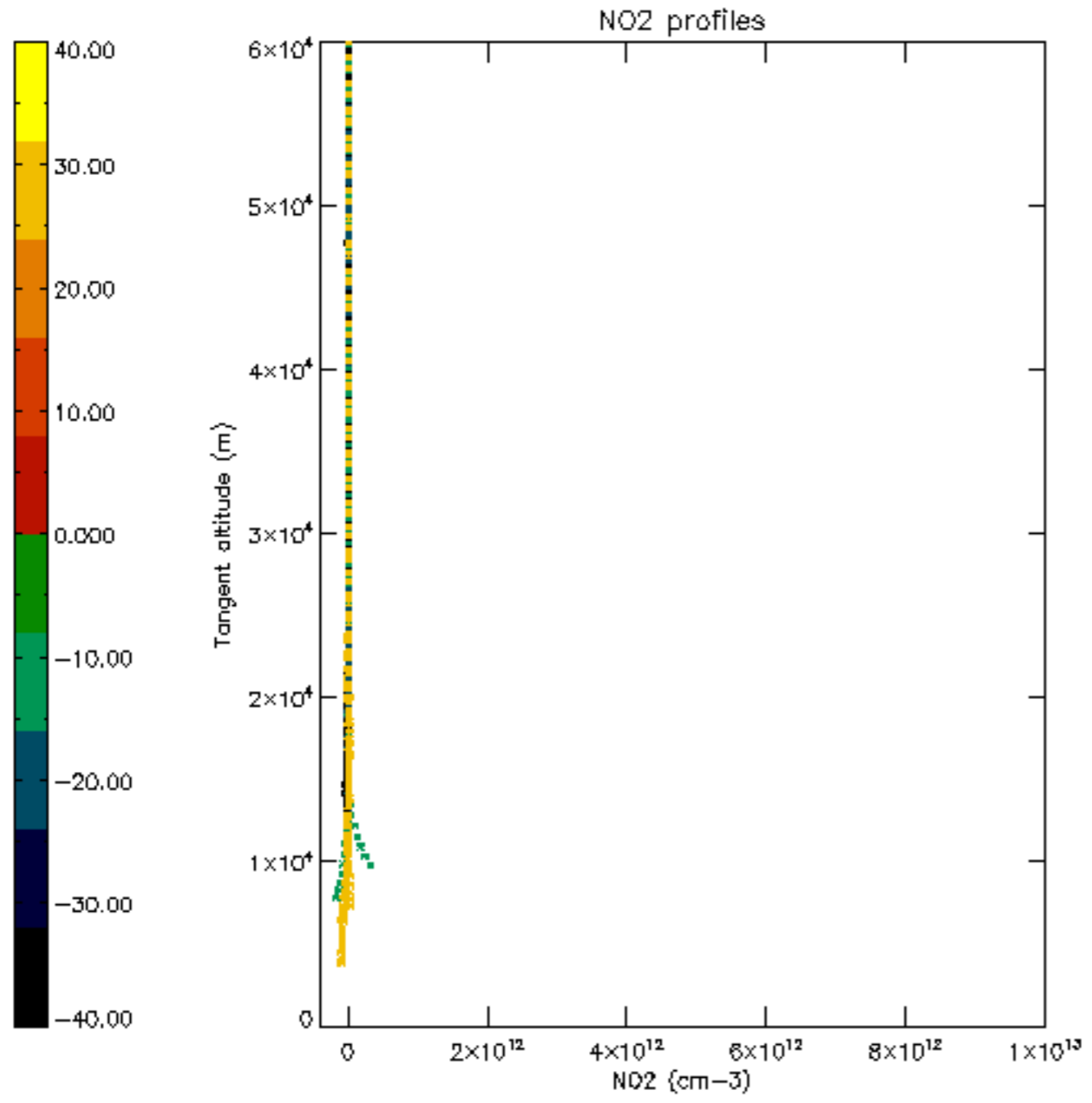


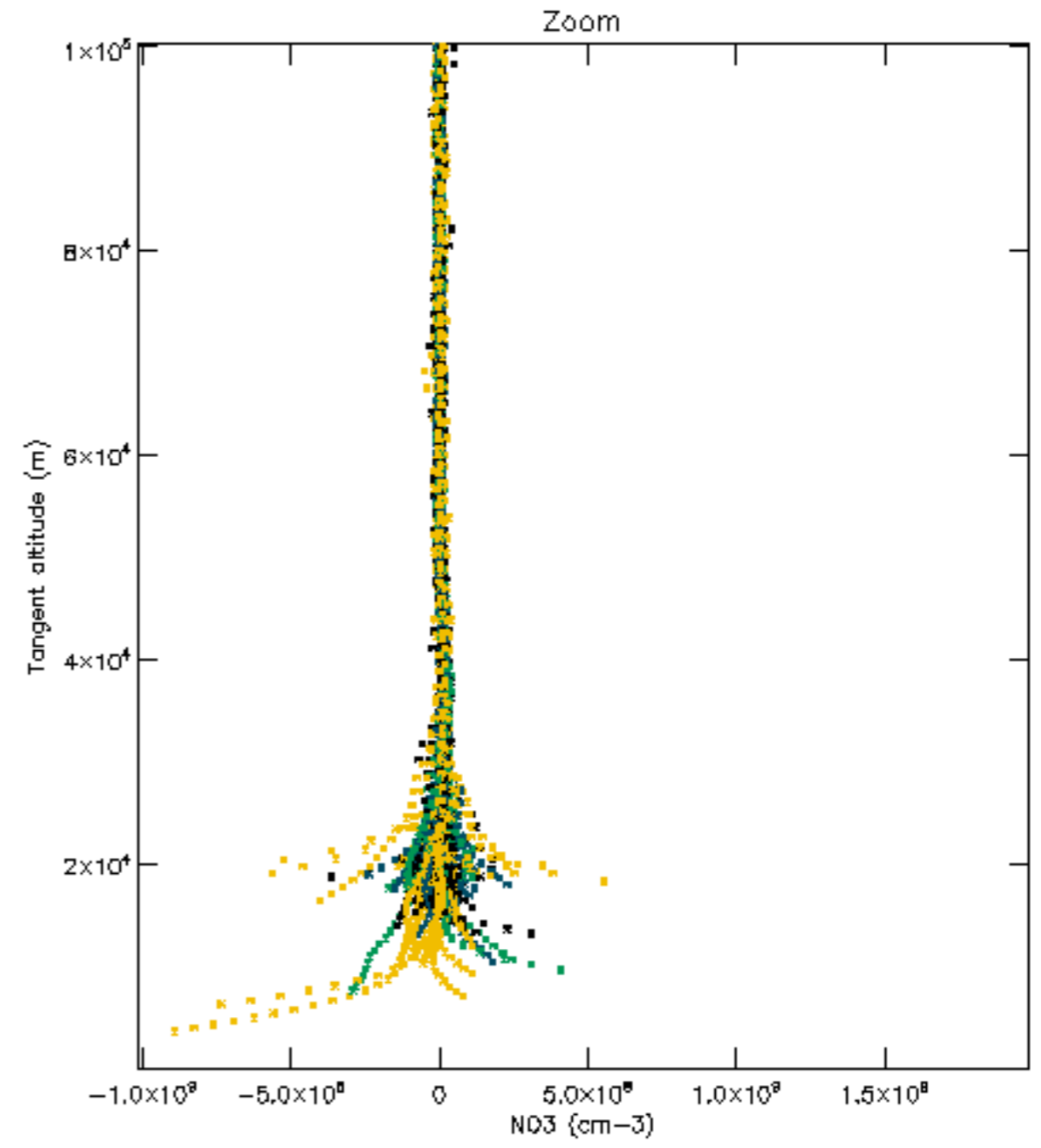
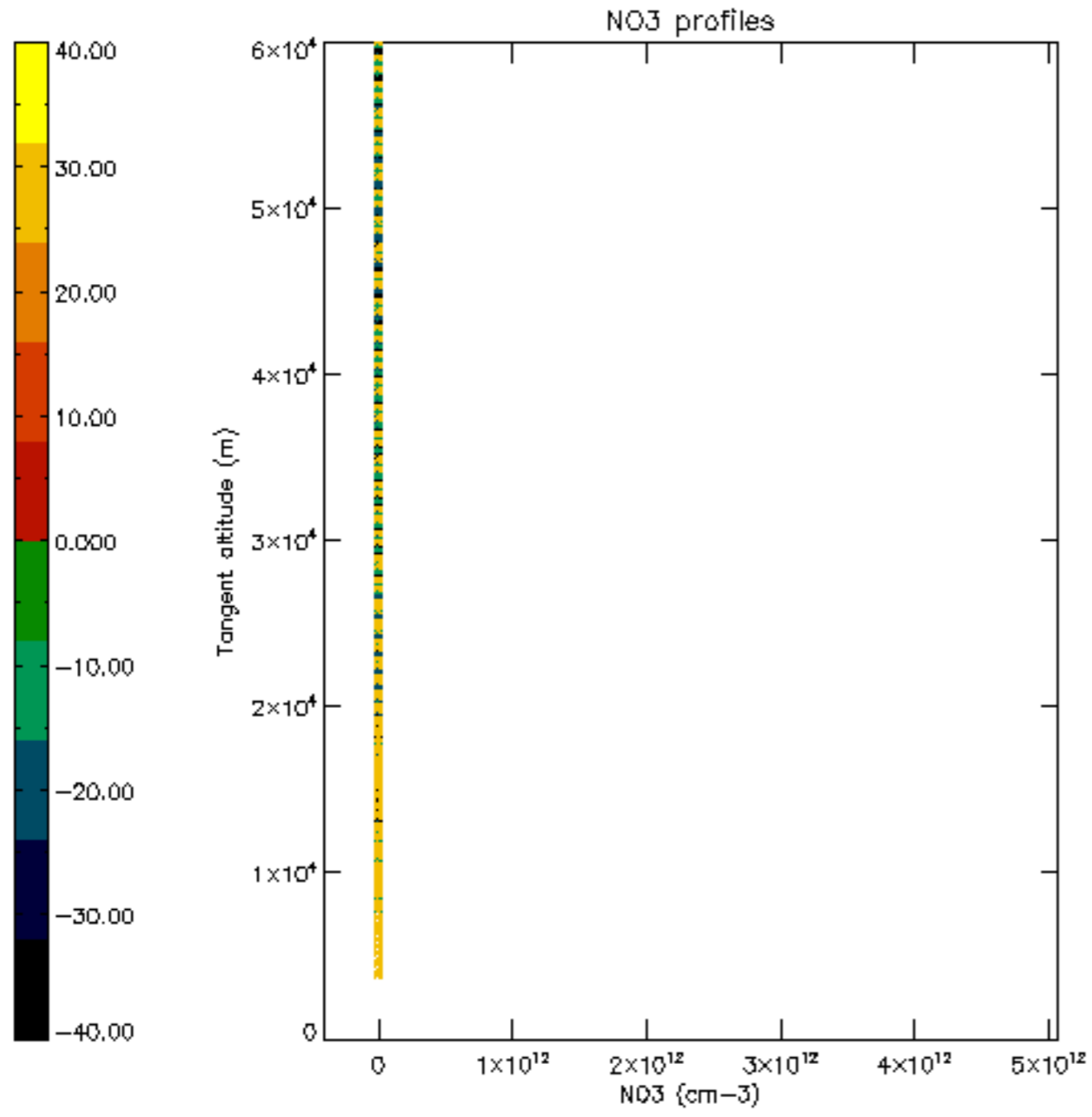


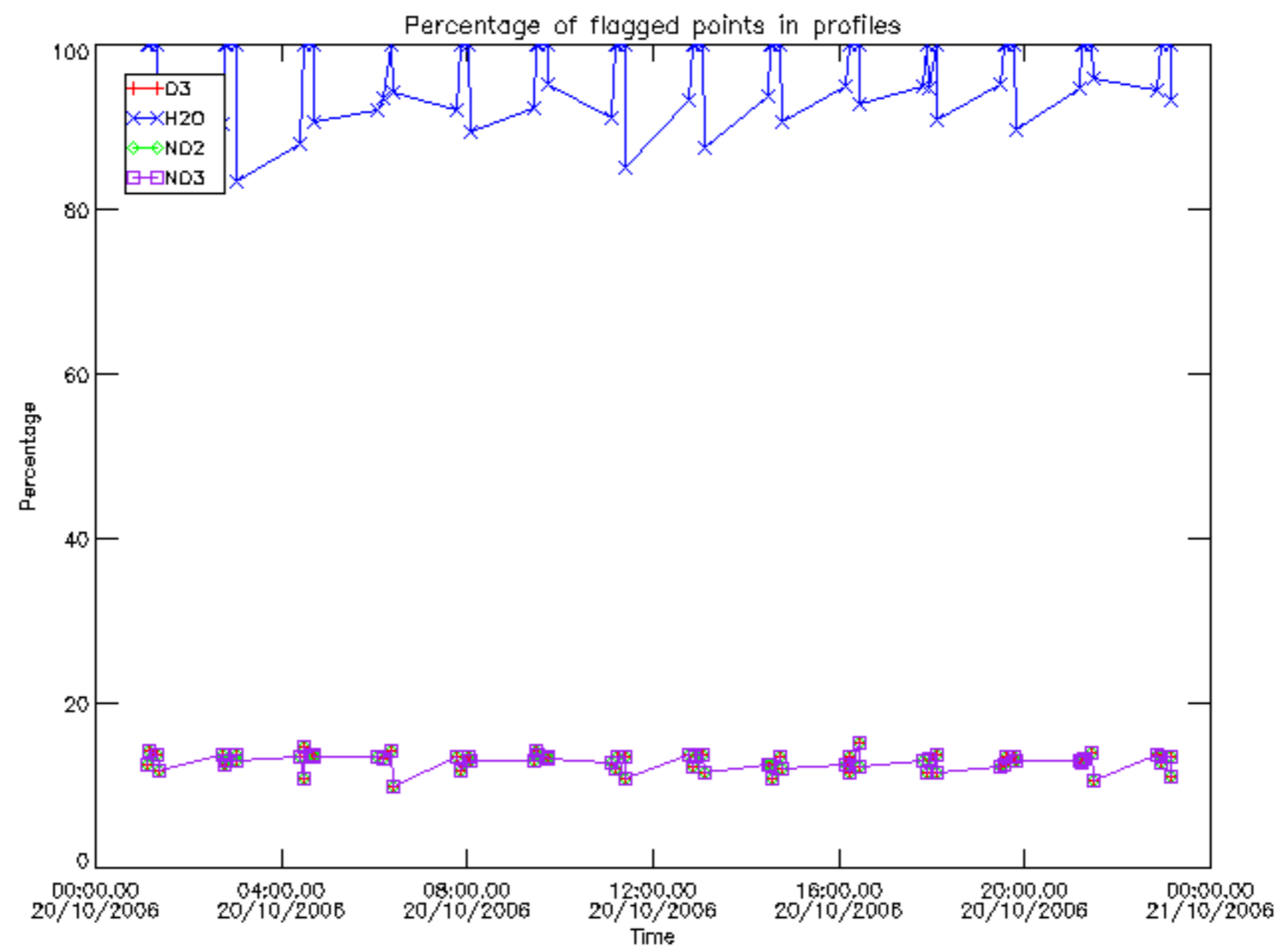




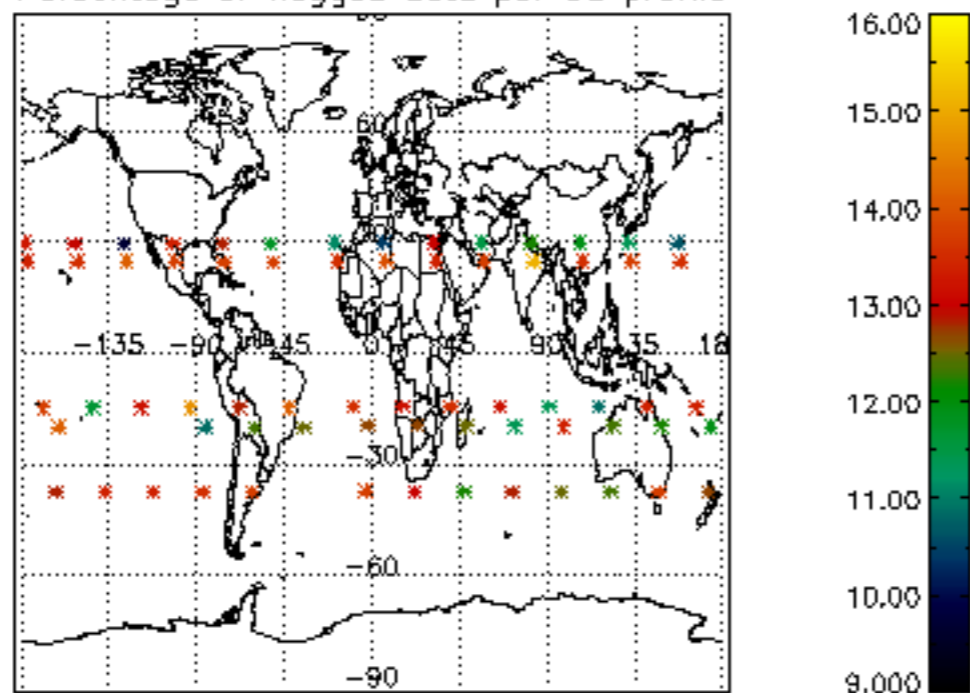




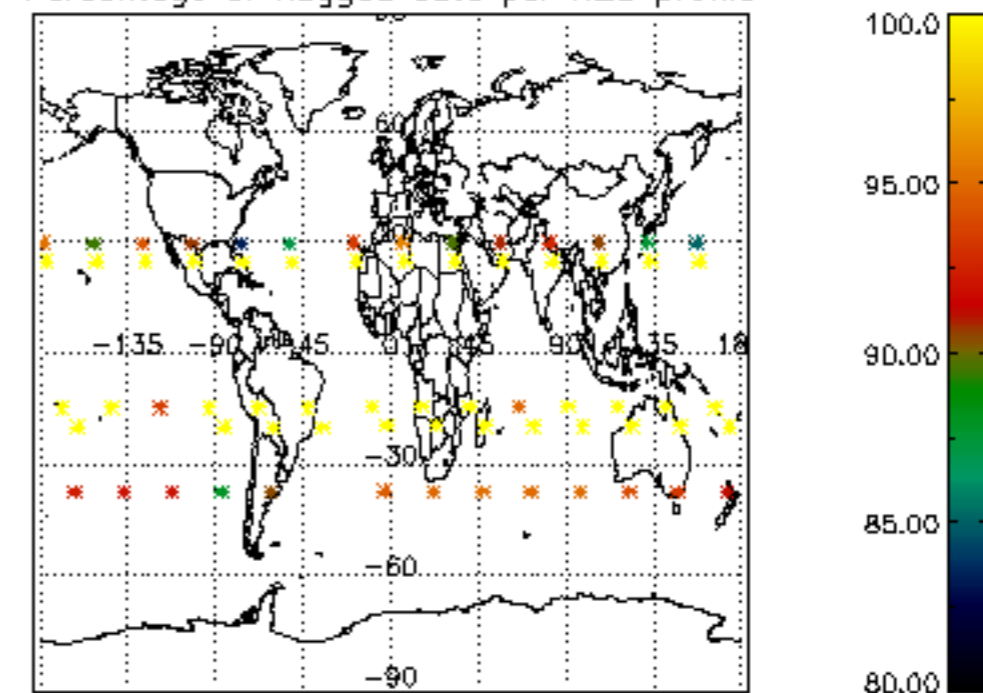




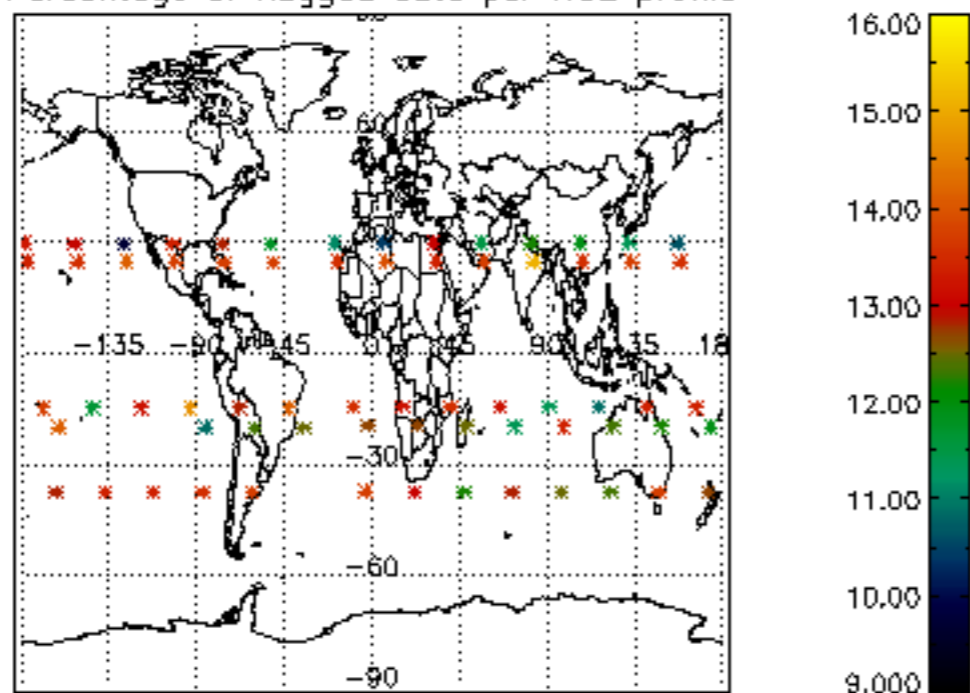
Percentage of flagged data per D3 profile



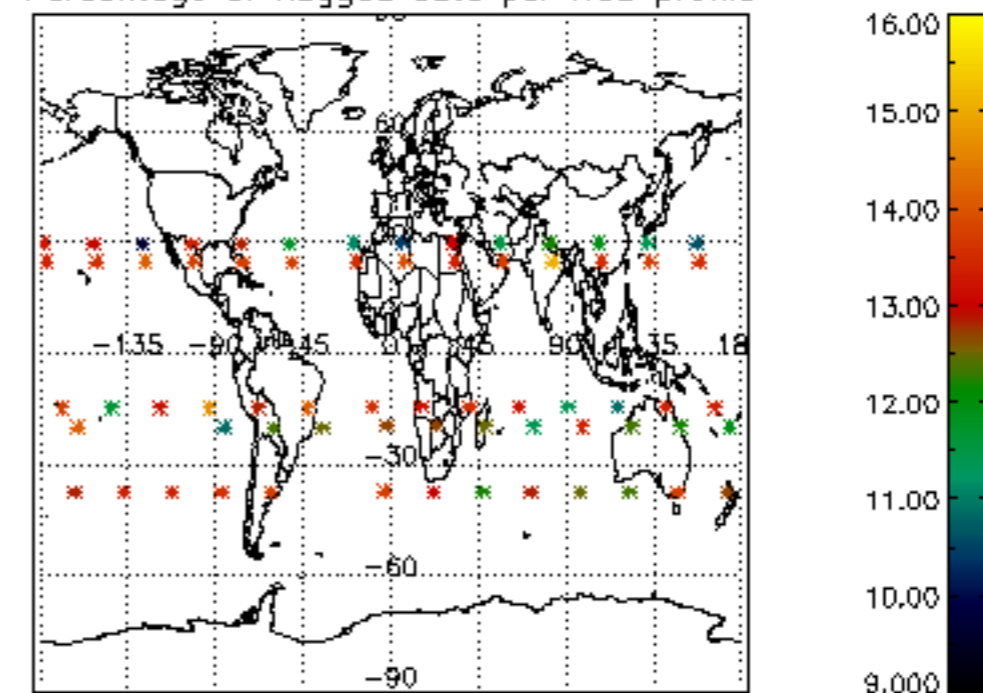
Percentage of flagged data per H2O profile

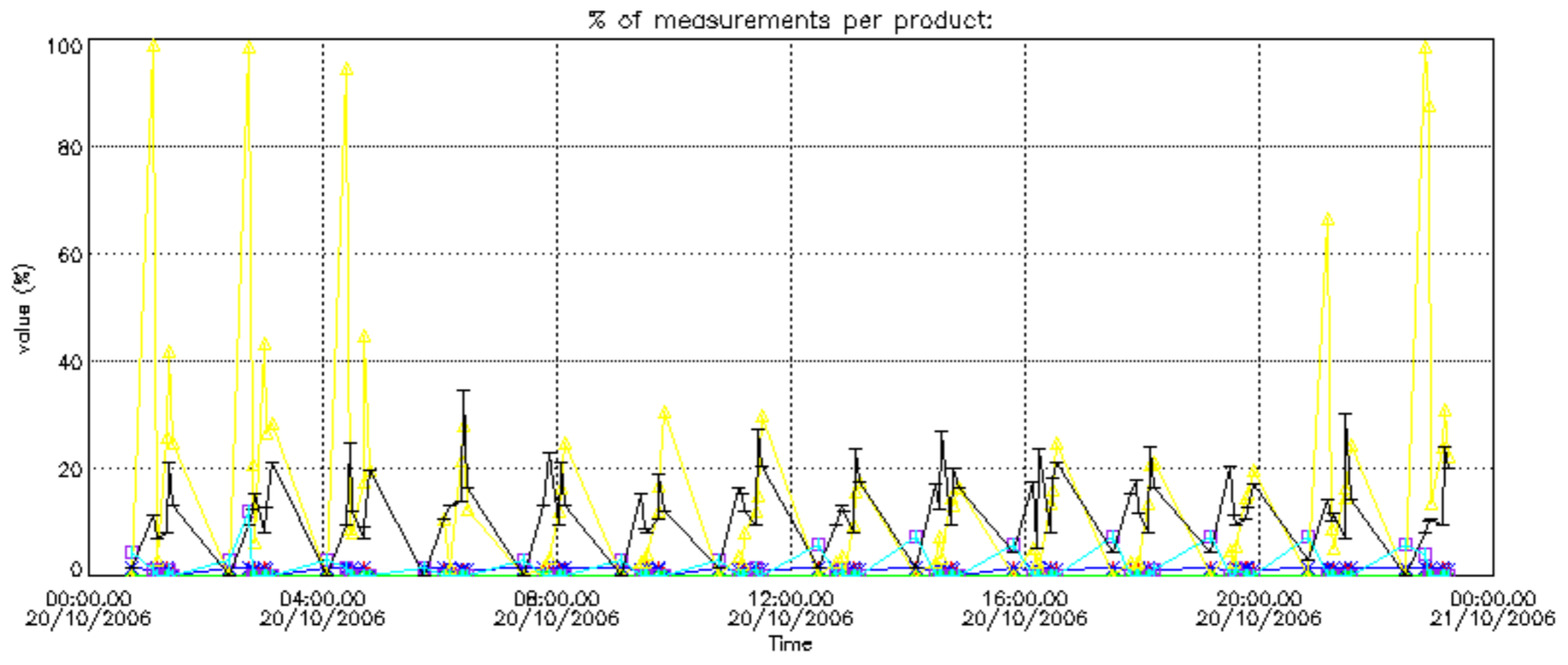


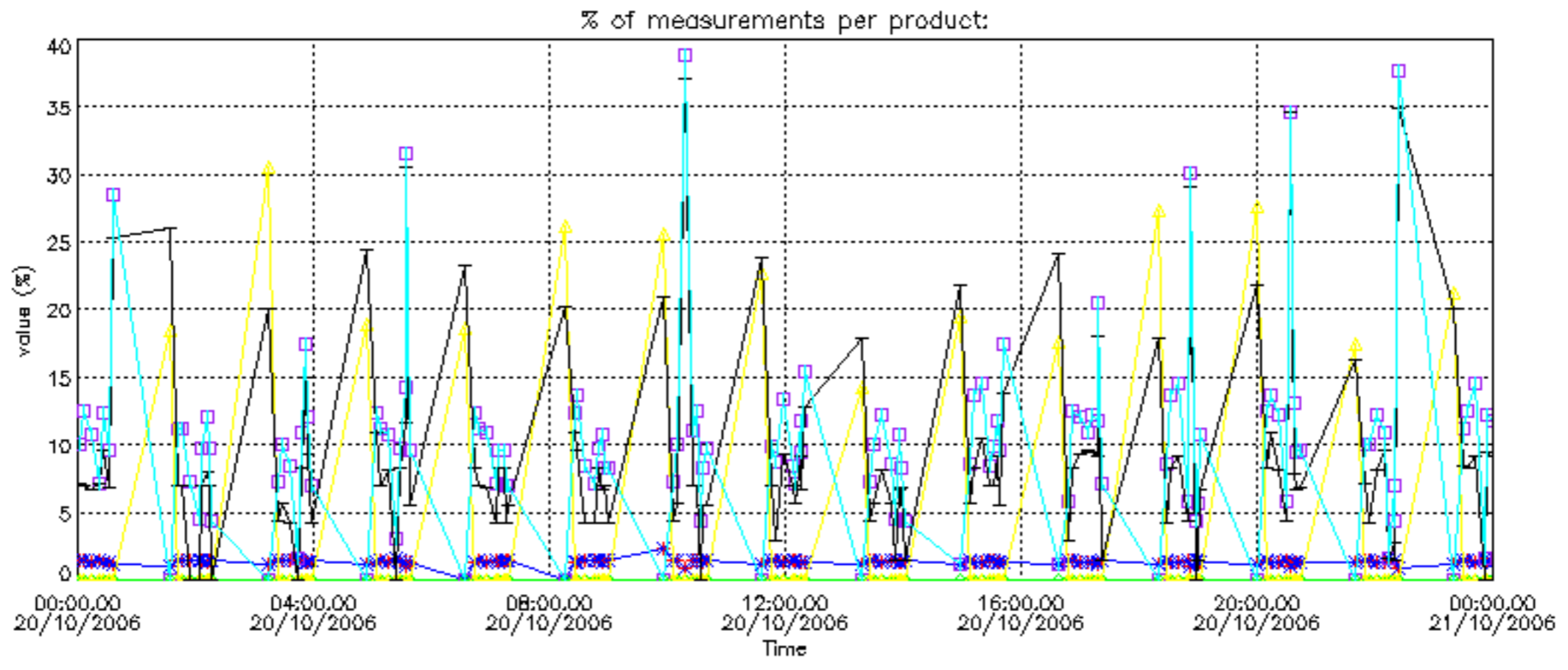
Percentage of flagged data per NO2 profile



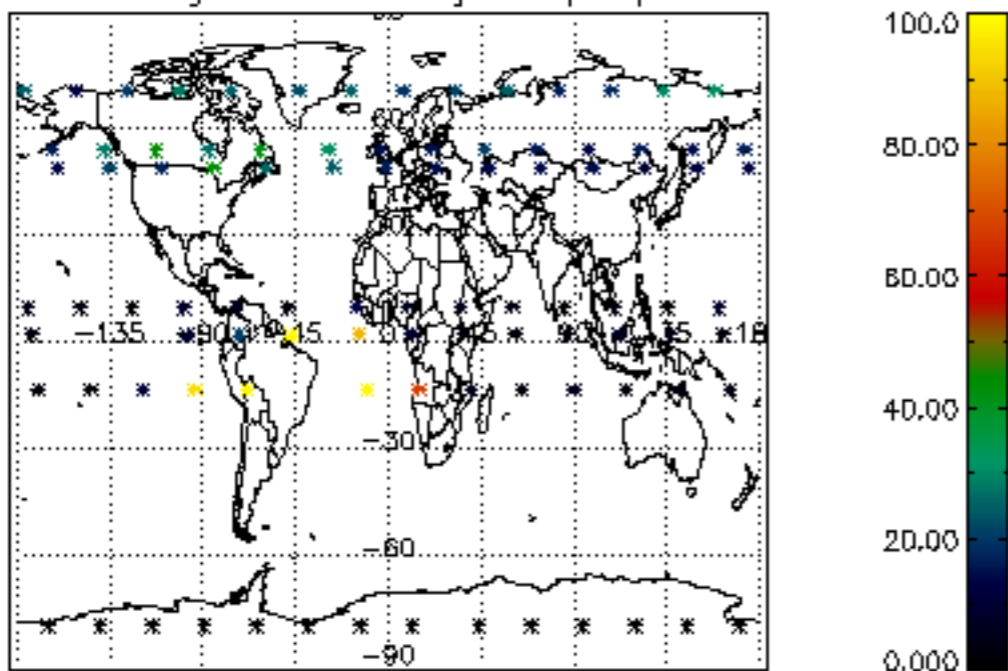
Percentage of flagged data per NO3 profile



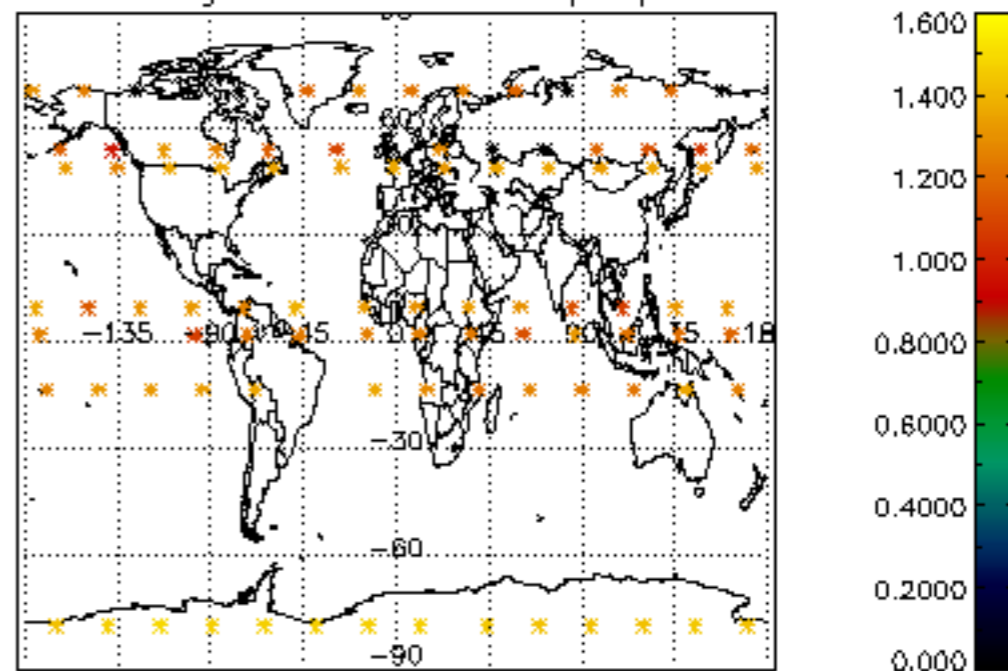




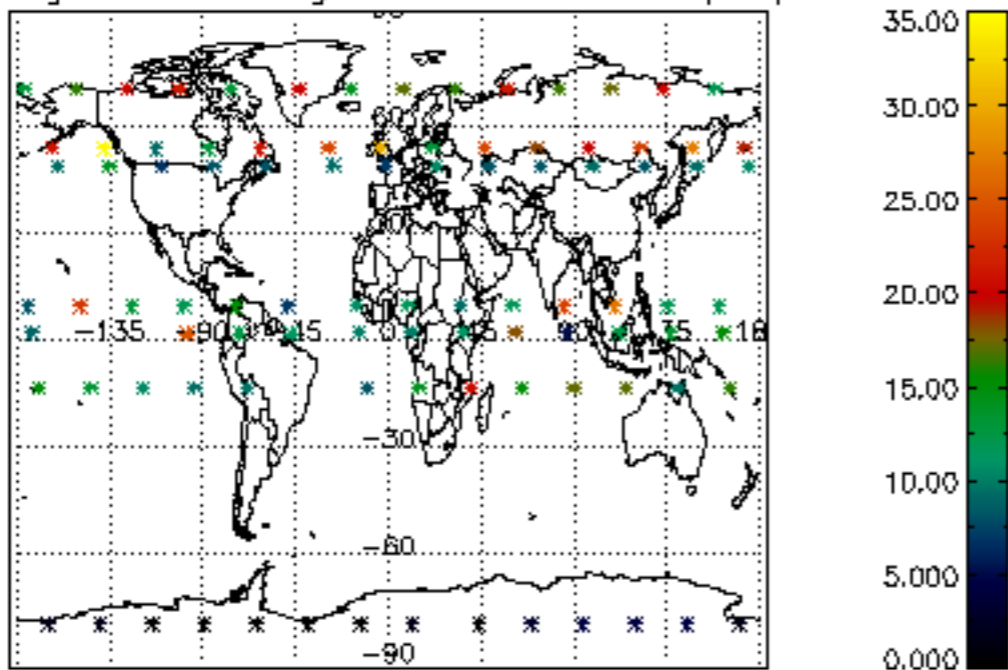
Percentage of cosmic ray hits per profile



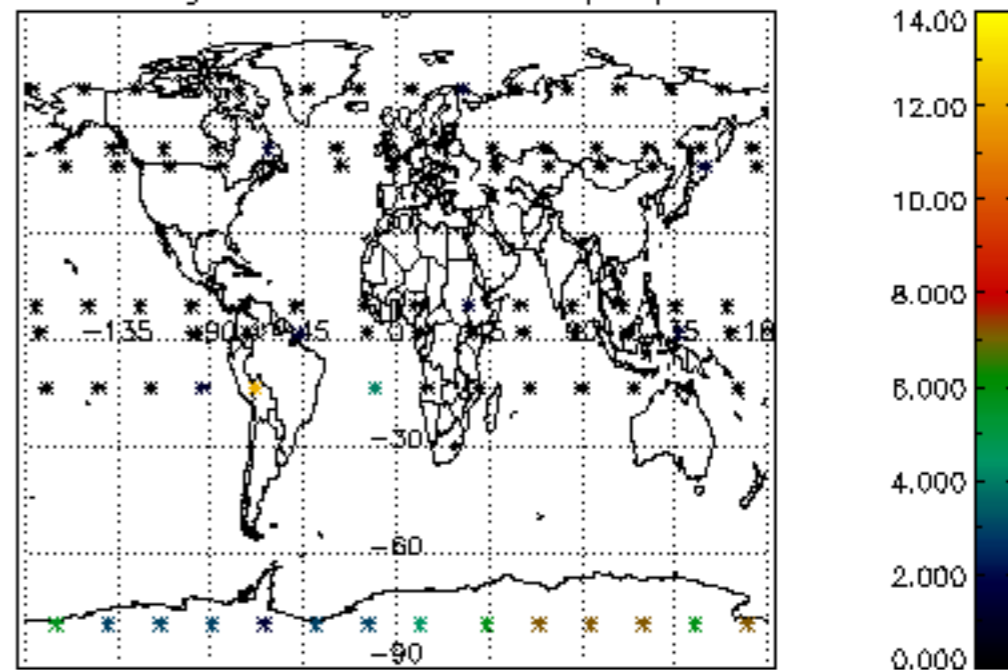
Percentage of datation errors per profile



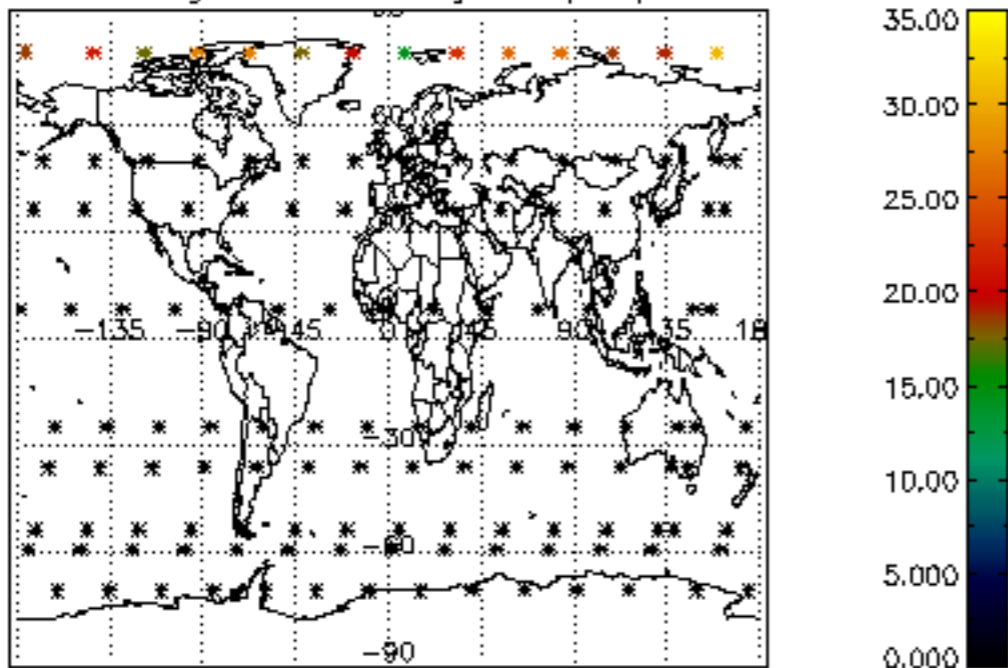
Percentage of star falling outside central band per profile



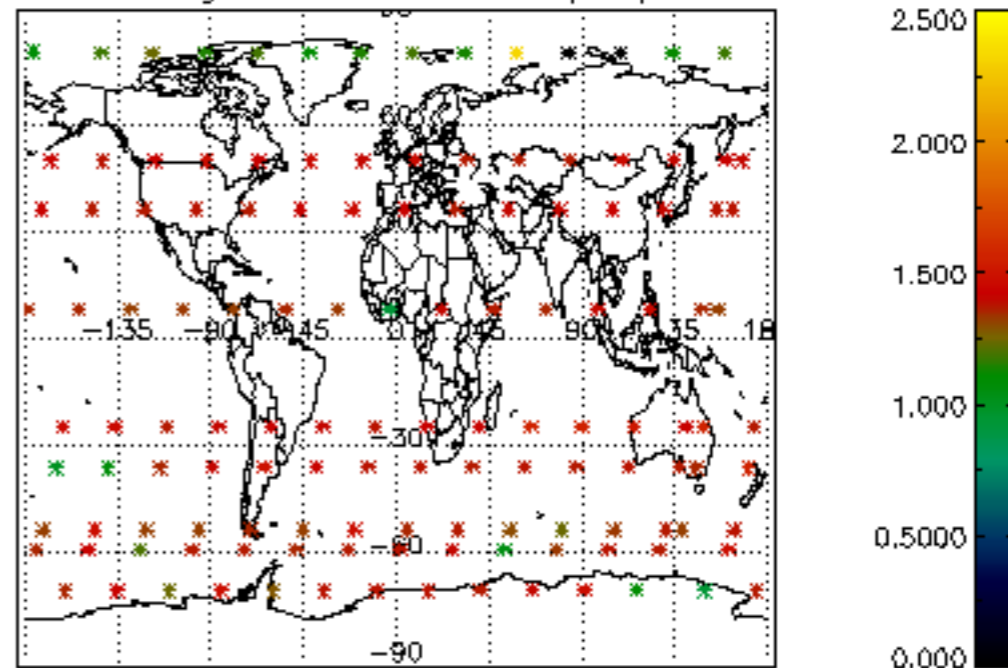
Percentage of saturation errors per profile



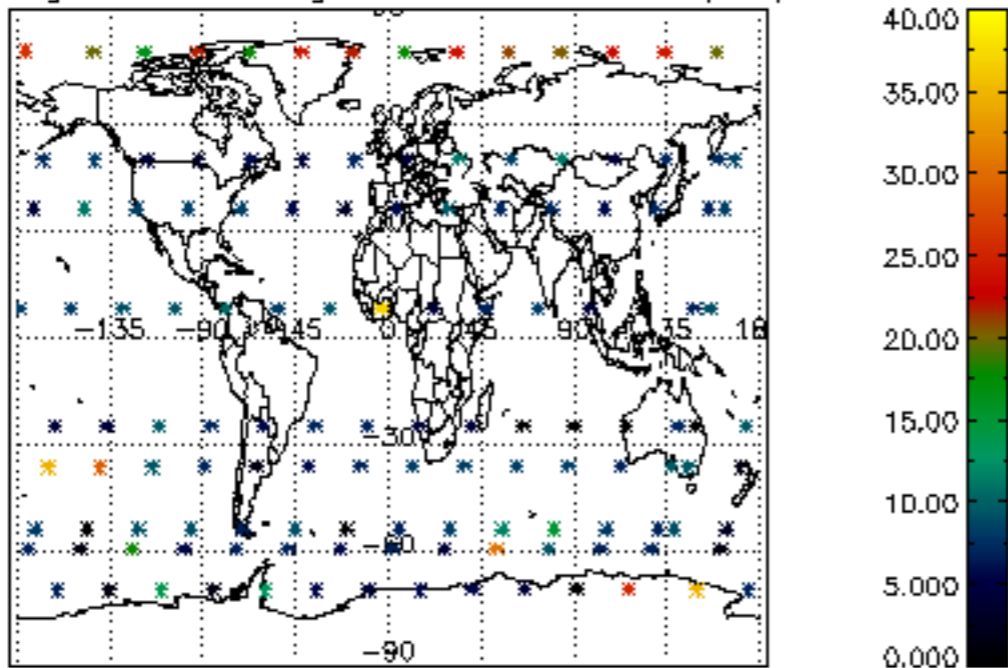
Percentage of cosmic ray hits per profile



Percentage of datation errors per profile



Percentage of star falling outside central band per profile



Percentage of saturation errors per profile

