

# GOMOS Level 2 Daily Report

## SUMMARY

### [1. General Info](#)

### [2. Summary of processed GOM\\_NL\\_2P products](#)

### [3. Level 2 Quality information per product](#)

#### [3.1 Plot of level 2 quality information per product \(time dependant\)](#)

#### [3.2 Plot of level 2 quality information per product \(world map\)](#)

### [4. Level 1 Quality information per product \(stored on level 2 products\)](#)

#### [4.1 Plot of level 1 quality information per product \(time dependant\)](#)

##### [4.1.1 Plot of level 1 quality information per product \(time dependant\): ASCENDING](#)

##### [4.1.2 Plot of level 1 quality information per product \(time dependant\): DESCENDING](#)

#### [4.2 Plot of level 1 quality information per product \(world map\)](#)

##### [4.2.1 Plot of level 1 quality information per product \(world map\): ASCENDING](#)

##### [4.2.2 Plot of level 1 quality information per product \(world map\): DESCENDING](#)

### [5. Ozone profiles based on quality statistics and other trace gas profiles](#)

#### [5.1 Ozone statistics based on quality of products](#)

#### [5.2 Plot ozone profiles for all STD \(dark without errors\)](#)

#### [5.3 Plot ozone profiles where STD < 20% \(dark without errors\)](#)

#### [5.4. Plot ozone profiles where STD < 10% \(dark without errors\)](#)

#### [5.5. Plot ozone profiles where STD < 5% \(dark without errors\)](#)

#### [5.6 Plot NO2 profiles for all STD \(dark without errors\)](#)

#### [5.7 Plot NO3 profiles for all STD \(dark without errors\)](#)

#### [5.8 Plot H2O profiles \(only for occultations of stars 1,2,3,4,13,14,16,26,63 dark without errors\) for all STD](#)

### [6. Auxiliary Data Files used for the production reported in section 2](#)

This report presents the daily analysis on parameters extracted from GOMOS level 2 data (GOM\_NL\_\_2P). It is intended to monitor some important parameters that will impact the quality of these products. A list of level 2 products (and content) that have arrived during the reporting day to the PCF is also given.

Item	Value
Time of report generation	24APR2013 05:06:18
Data source version	GOMOS/6.01
Start time of products	19-10-2006 (19OCT2006 00:00:00)
Stop time of products	20-10-2006 (20OCT2006 00:00:00)
Store outputs in DB	Yes
Nb of level 2 prods	228
Nb of prods with errors	0

## 2. Summary of processed GOM\_NL\_\_2P products.

Nr	Filename	UTC Start time	Limb	Duration	Star Id	Star Name	Star Mag	Star Temp	Nb Meas	Orbit	Prod. error
1	GOM_NL__2PRFIN20061019_000003_00000372052_00131_24233_2946.N1	19-OCT-2006 00:00:03	Dark	36.500	29	Bet Car	1.6720	10200.	73	24233	No
2	GOM_NL__2PRFIN20061019_001107_00000392052_00131_24233_2947.N1	19-OCT-2006 00:11:07	Dark	39.000	143	Alp Hyi	2.8570	7200.0	78	24233	No
3	GOM_NL__2PRFIN20061019_001233_00000492052_00131_24233_2948.N1	19-OCT-2006 00:12:33	Dark	49.000	9	Alp Eri	0.45300	24000.	98	24233	No
4	GOM_NL__2PRFIN20061019_001730_00000452052_00131_24233_2949.N1	19-OCT-2006 00:17:30	Straylight	44.500	84	Alp Phe	2.3970	4500.0	89	24233	No
5	GOM_NL__2PRFIN20061019_002404_00000422052_00131_24233_2950.N1	19-OCT-2006 00:24:04	Straylight	41.500	52	16Bet Cet	2.0370	4500.0	83	24233	No
6	GOM_NL__2PRFIN20061019_003338_00000352052_00131_24233_2951.N1	19-OCT-2006 00:33:38	Bright	35.000	140	88Gam Peg	2.8340	26000.	70	24233	No
7	GOM_NL__2PRFIN20061019_003734_00000372052_00131_24233_2952.N1	19-OCT-2006 00:37:34	Bright	36.500	58	21Alp And	2.0730	11000.	73	24233	No
8	GOM_NL__2PRFIN20061019_004603_00000372052_00131_24233_2953.N1	19-OCT-2006 00:46:03	Bright	37.000	74	11Bet Cas	2.2680	6600.0	74	24233	No
9	GOM_NL__2PRFIN20061019_005436_00000352052_00131_24233_2954.N1	19-OCT-2006 00:54:36	Bright	35.000	49	1Alp UMi	1.9900	6300.0	70	24233	No
10	GOM_NL__2PRFIN20061019_005746_00000522052_00131_24233_2955.N1	19-OCT-2006 00:57:46	Bright	52.000	60	7Bet UMi	2.0810	3950.0	104	24233	No
11	GOM_NL__2PRFIN20061019_010251_00000382052_00131_24233_2956.N1	19-OCT-2006 01:02:51	Bright	38.000	36	50Alp UMa	1.8000	6300.0	76	24233	No
12	GOM_NL__2PRFIN20061019_010425_00000362052_00131_24233_2957.N1	19-OCT-2006 01:04:25	Bright	35.500	82	48Bet UMa	2.3650	10600.	71	24233	No
13	GOM_NL__2PRFIN20061019_010751_00000362052_00131_24233_2958.N1	19-OCT-2006 01:07:51	Bright	35.500	174	52Psi UMa	3.0040	4400.0	71	24233	No
14	GOM_NL__2PRFIN20061019_011441_00000342052_00131_24233_2959.N1	19-OCT-2006 01:14:41	Bright	34.000	96	68Del Leo	2.5600	9300.0	68	24233	No
15	GOM_NL__2PRFIN20061019_013413_00000422052_00131_24233_2960.N1	19-OCT-2006 01:34:13	Dark	42.000	113	Mu Vel	2.6920	5000.0	84	24233	No
16	GOM_NL__2PRFIN20061019_013827_00000402052_00132_24234_2947.N1	19-OCT-2006 01:38:27	Dark	40.000	46	Del Vel	1.9540	10600.	80	24234	No
17	GOM_NL__2PRFIN20061019_014039_00000382052_00132_24234_2948.N1	19-OCT-2006 01:40:39	Dark	37.500	29	Bet Car	1.6720	10200.	75	24234	No
18	GOM_NL__2PRFIN20061019_015143_00000382052_00132_24234_2949.N1	19-OCT-2006 01:51:43	Dark	37.500	143	Alp Hyi	2.8570	7200.0	75	24234	No
19	GOM_NL__2PRFIN20061019_015309_00000462052_00132_24234_2950.N1	19-OCT-2006 01:53:09	Dark	46.000	9	Alp Eri	0.45300	24000.	92	24234	No
20	GOM_NL__2PRFIN20061019_015806_00000382052_00132_24234_2951.N1	19-OCT-2006 01:58:06	Straylight	38.000	84	Alp Phe	2.3970	4500.0	76	24234	No
21	GOM_NL__2PRFIN20061019_020440_00000442052_00132_24234_2952.N1	19-OCT-2006 02:04:40	Straylight	44.000	52	16Bet Cet	2.0370	4500.0	88	24234	No
22	GOM_NL__2PRFIN20061019_021414_00000362052_00132_24234_2953.N1	19-OCT-2006 02:14:14	Bright	36.000	140	88Gam Peg	2.8340	26000.	72	24234	No
23	GOM_NL__2PRFIN20061019_021810_00000362052_00132_24234_2954.N1	19-OCT-2006 02:18:10	Bright	36.000	58	21Alp And	2.0730	11000.	72	24234	No
24	GOM_NL__2PRFIN20061019_022639_00000342052_00132_24234_2955.N1	19-OCT-2006 02:26:39	Bright	34.000	74	11Bet Cas	2.2680	6600.0	68	24234	No
25	GOM_NL__2PRFIN20061019_023512_00000332052_00132_24234_2956.N1	19-OCT-2006 02:35:12	Bright	32.500	49	1Alp UMi	1.9900	6300.0	65	24234	No
26	GOM_NL__2PRFIN20061019_023823_00000372052_00132_24234_2957.N1	19-OCT-2006 02:38:23	Bright	36.500	60	7Bet UMi	2.0810	3950.0	73	24234	No
27	GOM_NL__2PRFIN20061019_024327_00000382052_00132_24234_2958.N1	19-OCT-2006 02:43:27	Bright	37.500	36	50Alp UMa	1.8000	6300.0	75	24234	No
28	GOM_NL__2PRFIN20061019_024501_00000362052_00132_24234_2959.N1	19-OCT-2006 02:45:01	Bright	36.000	82	48Bet UMa	2.3650	10600.	72	24234	No
29	GOM_NL__2PRFIN20061019_024827_00000342052_00132_24234_2960.N1	19-OCT-2006 02:48:27	Bright	33.500	174	52Psi UMa	3.0040	4400.0	67	24234	No
30	GOM_NL__2PRFIN20061019_025517_00000342052_00132_24234_2961.N1	19-OCT-2006 02:55:17	Bright	33.500	96	68Del Leo	2.5600	9300.0	67	24234	No
31	GOM_NL__2PRFIN20061019_031449_00000412052_00132_24234_2962.N1	19-OCT-2006 03:14:49	Dark	40.500	113	Mu Vel	2.6920	5000.0	81	24234	No
32	GOM_NL__2PRFIN20061019_031903_00000392052_00133_24235_2950.N1	19-OCT-2006 03:19:03	Dark	39.000	46	Del Vel	1.9540	10600.	78	24235	No
33	GOM_NL__2PRFIN20061019_032116_00000392052_00133_24235_2951.N1	19-OCT-2006 03:21:16	Dark	38.500	29	Bet Car	1.6720	10200.	77	24235	No
34	GOM_NL__2PRFIN20061019_033219_00000372052_00133_24235_2952.N1	19-OCT-2006 03:32:19	Dark	37.000	143	Alp Hyi	2.8570	7200.0	74	24235	No
35	GOM_NL__2PRFIN20061019_033345_00000402052_00133_24235_2953.N1	19-OCT-2006 03:33:45	Dark	39.500	9	Alp Eri	0.45300	24000.	79	24235	No
36	GOM_NL__2PRFIN20061019_033842_00000412052_00133_24235_2954.N1	19-OCT-2006 03:38:42	Straylight	41.000	84	Alp Phe	2.3970	4500.0	82	24235	No
37	GOM_NL__2PRFIN20061019_034516_00000452052_00133_24235_2955.N1	19-OCT-2006 03:45:16	Straylight	44.500	52	16Bet Cet	2.0370	4500.0	89	24235	No
38	GOM_NL__2PRFIN20061019_035450_00000352052_00133_24235_2956.N1	19-OCT-2006 03:54:50	Bright	35.000	140	88Gam Peg	2.8340	26000.	70	24235	No
39	GOM_NL__2PRFIN20061019_035846_00000362052_00133_24235_2957.N1	19-OCT-2006 03:58:46	Bright	36.000	58	21Alp And	2.0730	11000.	72	24235	No
40	GOM_NL__2PRFIN20061019_040715_00000352052_00133_24235_2958.N1	19-OCT-2006 04:07:15	Bright	34.500	74	11Bet Cas	2.2680	6600.0	69	24235	No
41	GOM_NL__2PRFIN20061019_041548_00000352052_00133_24235_2959.N1	19-OCT-2006 04:15:48	Bright	35.000	49	1Alp UMi	1.9900	6300.0	70	24235	No
42	GOM_NL__2PRFIN20061019_041859_00000372052_00133_24235_2960.N1	19-OCT-2006 04:18:59	Bright	37.000	60	7Bet UMi	2.0810	3950.0	74	24235	No

43	GOM_NL__2PRFIN20061019_042403_000000382052_00133_24235_2961.N1	19-OCT-2006 04:24:03	Bright	37.500	36	50Alp UMa	1.8000	6300.0	75	24235	No
44	GOM_NL__2PRFIN20061019_042536_000000362052_00133_24235_2962.N1	19-OCT-2006 04:25:36	Bright	36.000	82	48Bet UMa	2.3650	10600.	72	24235	No
45	GOM_NL__2PRFIN20061019_042903_000000362052_00133_24235_2963.N1	19-OCT-2006 04:29:03	Bright	36.000	174	52Psi UMa	3.0040	4400.0	72	24235	No
46	GOM_NL__2PRFIN20061019_043554_000000342052_00133_24235_2964.N1	19-OCT-2006 04:35:54	Bright	33.500	96	68Del Leo	2.5600	9300.0	67	24235	No
47	GOM_NL__2PRFIN20061019_045525_000000392052_00133_24235_2965.N1	19-OCT-2006 04:55:25	Dark	39.000	113	Mu Vel	2.6920	5000.0	78	24235	No
48	GOM_NL__2PRFIN20061019_045940_000000412052_00134_24236_2952.N1	19-OCT-2006 04:59:40	Dark	40.500	46	Del Vel	1.9540	10600.	81	24236	No
49	GOM_NL__2PRFIN20061019_050152_000000372052_00134_24236_2953.N1	19-OCT-2006 05:01:52	Dark	37.000	29	Bet Car	1.6720	10200.	74	24236	No
50	GOM_NL__2PRFIN20061019_051255_000000372052_00134_24236_2954.N1	19-OCT-2006 05:12:55	Dark	37.000	143	Alp Hyi	2.8570	7200.0	74	24236	No
51	GOM_NL__2PRFIN20061019_051421_000000492052_00134_24236_2955.N1	19-OCT-2006 05:14:21	Dark	49.000	9	Alp Eri	0.45300	24000.	98	24236	No
52	GOM_NL__2PRFIN20061019_051918_000000402052_00134_24236_2956.N1	19-OCT-2006 05:19:18	Straylight	40.000	84	Alp Phe	2.3970	4500.0	80	24236	No
53	GOM_NL__2PRFIN20061019_052553_000000432052_00134_24236_2957.N1	19-OCT-2006 05:25:53	Straylight	43.000	52	16Bet Cet	2.0370	4500.0	86	24236	No
54	GOM_NL__2PRFIN20061019_053526_000000362052_00134_24236_2958.N1	19-OCT-2006 05:35:26	Bright	35.500	140	88Gam Peg	2.8340	26000.	71	24236	No
55	GOM_NL__2PRFIN20061019_053922_000000362052_00134_24236_2959.N1	19-OCT-2006 05:39:22	Bright	36.000	58	21Alp And	2.0730	11000.	72	24236	No
56	GOM_NL__2PRFIN20061019_054751_000000362052_00134_24236_2960.N1	19-OCT-2006 05:47:51	Bright	35.500	74	11Bet Cas	2.2680	6600.0	71	24236	No
57	GOM_NL__2PRFIN20061019_055624_000000362052_00134_24236_2961.N1	19-OCT-2006 05:56:24	Bright	36.000	49	1Alp UMi	1.9900	6300.0	72	24236	No
58	GOM_NL__2PRFIN20061019_055935_000000362052_00134_24236_2962.N1	19-OCT-2006 05:59:35	Bright	35.500	60	7Bet UMi	2.0810	3950.0	71	24236	No
59	GOM_NL__2PRFIN20061019_060439_000000362052_00134_24236_2963.N1	19-OCT-2006 06:04:39	Bright	36.000	36	50Alp UMa	1.8000	6300.0	72	24236	No
60	GOM_NL__2PRFIN20061019_060613_000000372052_00134_24236_2964.N1	19-OCT-2006 06:06:13	Bright	37.000	82	48Bet UMa	2.3650	10600.	74	24236	No
61	GOM_NL__2PRFIN20061019_060939_000000362052_00134_24236_2965.N1	19-OCT-2006 06:09:39	Bright	35.500	174	52Psi UMa	3.0040	4400.0	71	24236	No
62	GOM_NL__2PRFIN20061019_061630_000000342052_00134_24236_2966.N1	19-OCT-2006 06:16:30	Bright	33.500	96	68Del Leo	2.5600	9300.0	67	24236	No
63	GOM_NL__2PRFIN20061019_063602_000000392052_00134_24236_2967.N1	19-OCT-2006 06:36:02	Dark	38.500	113	Mu Vel	2.6920	5000.0	77	24236	No
64	GOM_NL__2PRFIN20061019_064016_000000402052_00135_24237_2954.N1	19-OCT-2006 06:40:16	Dark	40.000	46	Del Vel	1.9540	10600.	80	24237	No
65	GOM_NL__2PRFIN20061019_064228_000000372052_00135_24237_2955.N1	19-OCT-2006 06:42:28	Dark	37.000	29	Bet Car	1.6720	10200.	74	24237	No
66	GOM_NL__2PRFIN20061019_065332_000000382052_00135_24237_2956.N1	19-OCT-2006 06:53:32	Dark	37.500	143	Alp Hyi	2.8570	7200.0	75	24237	No
67	GOM_NL__2PRFIN20061019_065457_000000512052_00135_24237_2957.N1	19-OCT-2006 06:54:57	Dark	50.500	9	Alp Eri	0.45300	24000.	101	24237	No
68	GOM_NL__2PRFIN20061019_065955_000000442052_00135_24237_2958.N1	19-OCT-2006 06:59:55	Straylight	43.500	84	Alp Phe	2.3970	4500.0	87	24237	No
69	GOM_NL__2PRFIN20061019_070629_000000402052_00135_24237_2959.N1	19-OCT-2006 07:06:29	Straylight	39.500	52	16Bet Cet	2.0370	4500.0	79	24237	No
70	GOM_NL__2PRFIN20061019_071602_000000362052_00135_24237_2960.N1	19-OCT-2006 07:16:02	Bright	35.500	140	88Gam Peg	2.8340	26000.	71	24237	No
71	GOM_NL__2PRFIN20061019_071958_000000362052_00135_24237_2961.N1	19-OCT-2006 07:19:58	Bright	36.000	58	21Alp And	2.0730	11000.	72	24237	No
72	GOM_NL__2PRFIN20061019_072827_000000372052_00135_24237_2962.N1	19-OCT-2006 07:28:27	Bright	36.500	74	11Bet Cas	2.2680	6600.0	73	24237	No
73	GOM_NL__2PRFIN20061019_073700_000000362052_00135_24237_2963.N1	19-OCT-2006 07:37:00	Bright	35.500	49	1Alp UMi	1.9900	6300.0	71	24237	No
74	GOM_NL__2PRFIN20061019_074011_000000362052_00135_24237_2964.N1	19-OCT-2006 07:40:11	Bright	36.000	60	7Bet UMi	2.0810	3950.0	72	24237	No
75	GOM_NL__2PRFIN20061019_074515_000000382052_00135_24237_2965.N1	19-OCT-2006 07:45:15	Bright	37.500	36	50Alp UMa	1.8000	6300.0	75	24237	No
76	GOM_NL__2PRFIN20061019_075015_000000532052_00135_24237_2966.N1	19-OCT-2006 07:50:15	Bright	53.000	174	52Psi UMa	3.0040	4400.0	106	24237	No
77	GOM_NL__2PRFIN20061019_075706_000000342052_00135_24237_2967.N1	19-OCT-2006 07:57:06	Bright	33.500	96	68Del Leo	2.5600	9300.0	67	24237	No
78	GOM_NL__2PRFIN20061019_081638_000000382052_00135_24237_2968.N1	19-OCT-2006 08:16:38	Dark	38.000	113	Mu Vel	2.6920	5000.0	76	24237	No
79	GOM_NL__2PRFIN20061019_082053_000000432052_00136_24238_2956.N1	19-OCT-2006 08:20:53	Dark	42.500	46	Del Vel	1.9540	10600.	85	24238	No
80	GOM_NL__2PRFIN20061019_082304_000000392052_00136_24238_2957.N1	19-OCT-2006 08:23:04	Dark	38.500	29	Bet Car	1.6720	10200.	77	24238	No
81	GOM_NL__2PRFIN20061019_083408_000000382052_00136_24238_2958.N1	19-OCT-2006 08:34:08	Dark	37.500	143	Alp Hyi	2.8570	7200.0	75	24238	No
82	GOM_NL__2PRFIN20061019_083534_000000472052_00136_24238_2959.N1	19-OCT-2006 08:35:34	Dark	47.000	9	Alp Eri	0.45300	24000.	94	24238	No
83	GOM_NL__2PRFIN20061019_084031_000000442052_00136_24238_2960.N1	19-OCT-2006 08:40:31	Straylight	43.500	84	Alp Phe	2.3970	4500.0	87	24238	No
84	GOM_NL__2PRFIN20061019_084705_000000442052_00136_24238_2961.N1	19-OCT-2006 08:47:05	Straylight	43.500	52	16Bet Cet	2.0370	4500.0	87	24238	No
85	GOM_NL__2PRFIN20061019_085638_000000362052_00136_24238_2962.N1	19-OCT-2006 08:56:38	Bright	35.500	140	88Gam Peg	2.8340	26000.	71	24238	No
86	GOM_NL__2PRFIN20061019_090034_000000362052_00136_24238_2963.N1	19-OCT-2006 09:00:34	Bright	35.500	58	21Alp And	2.0730	11000.	71	24238	No
87	GOM_NL__2PRFIN20061019_090829_000000312052_00136_24238_2964.N1	19-OCT-2006 09:08:29	Bright	31.000	68	18Alp Cas	2.2250	4500.0	62	24238	No
88	GOM_NL__2PRFIN20061019_091736_000000342052_00136_24238_2965.N1	19-OCT-2006 09:17:36	Bright	33.500	49	1Alp UMi	1.9900	6300.0	67	24238	No
89	GOM_NL__2PRFIN20061019_092047_000000422052_00136_24238_2966.N1	19-OCT-2006 09:20:47	Bright	42.000	60	7Bet UMi	2.0810	3950.0	84	24238	No
90	GOM_NL__2PRFIN20061019_092550_000000362052_00136_24238_2967.N1	19-OCT-2006 09:25:50	Bright	35.500	36	50Alp UMa	1.8000	6300.0	71	24238	No
91	GOM_NL__2PRFIN20061019_092724_000000512052_00136_24238_2968.N1	19-OCT-2006 09:27:24	Bright	50.500	82	48Bet UMa	2.3650	10600.	101	24238	No
92	GOM_NL__2PRFIN20061019_093051_000000422052_00136_24238_2969.N1	19-OCT-2006 09:30:51	Bright	42.000	174	52Psi UMa	3.0040	4400.0	84	24238	No
93	GOM_NL__2PRFIN20061019_093742_000000332052_00136_24238_2970.N1	19-OCT-2006 09:37:42	Bright	33.000	96	68Del Leo	2.5600	9300.0	66	24238	No
94	GOM_NL__2PRFIN20061019_095714_000000402052_00136_24238_2971.N1	19-OCT-2006 09:57:14	Dark	39.500	113	Mu Vel	2.6920	5000.0	79	24238	No
95	GOM_NL__2PRFIN20061019_100129_000000402052_00137_24239_2957.N1	19-OCT-2006 10:01:29	Dark	39.500	46	Del Vel	1.9540	10600.	79	24239	No
96	GOM_NL__2PRFIN20061019_100341_000000352052_00137_24239_2958.N1	19-OCT-2006 10:03:41	Dark	35.000	29	Bet Car	1.6720	10200.	70	24239	No
97	GOM_NL__2PRFIN20061019_101444_000000372052_00137_24239_2959.N1	19-OCT-2006 10:14:44	Dark	36.500	143	Alp Hyi	2.8570	7200.0	73	24239	No
98	GOM_NL__2PRFIN20061019_101610_000000472052_00137_24239_2960.N1	19-OCT-2006 10:16:10	Dark	46.500	9	Alp Eri	0.45300	24000.	93	24239	No
99	GOM_NL__2PRFIN20061019_102107_000000392052_00137_24239_2961.N1	19-OCT-2006 10:21:07	Straylight	38.500	84	Alp Phe	2.3970	4500.0	77	24239	No
100	GOM_NL__2PRFIN20061019_102741_000000452052_00137_24239_2962.N1	19-OCT-2006 10:27:41	Straylight	44.500	52	16Bet Cet	2.0370	4500.0	89	24239	No
101	GOM_NL__2PRFIN20061019_103714_000000352052_00137_24239_2963.N1	19-OCT-2006 10:37:14	Bright	35.000	140	88Gam Peg	2.8340	26000.	70	24239	No

102	GOM_NL__2PRFIN20061019_104110_000000352052_00137_24239_2964.N1	19-OCT-2006 10:41:10	Bright	35.000	58	21Alp And	2.0730	11000.	70	24239	No
103	GOM_NL__2PRFIN20061019_104905_000000312052_00137_24239_2965.N1	19-OCT-2006 10:49:05	Bright	31.000	68	18Alp Cas	2.2250	4500.0	62	24239	No
104	GOM_NL__2PRFIN20061019_105812_000000352052_00137_24239_2966.N1	19-OCT-2006 10:58:12	Bright	34.500	49	1Alp UMi	1.9900	6300.0	69	24239	No
105	GOM_NL__2PRFIN20061019_110123_000000362052_00137_24239_2967.N1	19-OCT-2006 11:01:23	Bright	36.000	60	7Bet UMi	2.0810	3950.0	72	24239	No
106	GOM_NL__2PRFIN20061019_110626_000000362052_00137_24239_2968.N1	19-OCT-2006 11:06:26	Bright	36.000	36	50Alp UMa	1.8000	6300.0	72	24239	No
107	GOM_NL__2PRFIN20061019_110800_000000362052_00137_24239_2969.N1	19-OCT-2006 11:08:00	Bright	36.000	82	48Bet UMa	2.3650	10600.	72	24239	No
108	GOM_NL__2PRFIN20061019_111127_000000352052_00137_24239_2970.N1	19-OCT-2006 11:11:27	Bright	35.000	174	52Psi UMa	3.0040	4400.0	70	24239	No
109	GOM_NL__2PRFIN20061019_111818_000000342052_00137_24239_2971.N1	19-OCT-2006 11:18:18	Bright	33.500	96	68Del Leo	2.5600	9300.0	67	24239	No
110	GOM_NL__2PRFIN20061019_113750_000000402052_00137_24239_2972.N1	19-OCT-2006 11:37:50	Dark	40.000	113	Mu Vel	2.6920	5000.0	80	24239	No
111	GOM_NL__2PRFIN20061019_114206_000000402052_00138_24240_2958.N1	19-OCT-2006 11:42:06	Dark	39.500	46	Del Vel	1.9540	10600.	79	24240	No
112	GOM_NL__2PRFIN20061019_114417_000000372052_00138_24240_2959.N1	19-OCT-2006 11:44:17	Dark	37.000	29	Bet Car	1.6720	10200.	74	24240	No
113	GOM_NL__2PRFIN20061019_115520_000000372052_00138_24240_2960.N1	19-OCT-2006 11:55:20	Dark	36.500	143	Alp Hyi	2.8570	7200.0	73	24240	No
114	GOM_NL__2PRFIN20061019_115646_000000422052_00138_24240_2961.N1	19-OCT-2006 11:56:46	Dark	42.000	9	Alp Eri	0.45300	24000.	84	24240	No
115	GOM_NL__2PRFIN20061019_120143_000000402052_00138_24240_2962.N1	19-OCT-2006 12:01:43	Straylight	39.500	84	Alp Phe	2.3970	4500.0	79	24240	No
116	GOM_NL__2PRFIN20061019_120817_000000442052_00138_24240_2963.N1	19-OCT-2006 12:08:17	Straylight	44.000	52	16Bet Cet	2.0370	4500.0	88	24240	No
117	GOM_NL__2PRFIN20061019_121750_000000352052_00138_24240_2964.N1	19-OCT-2006 12:17:50	Bright	35.000	140	88Gam Peg	2.8340	26000.	70	24240	No
118	GOM_NL__2PRFIN20061019_122146_000000372052_00138_24240_2965.N1	19-OCT-2006 12:21:46	Bright	36.500	58	21Alp And	2.0730	11000.	73	24240	No
119	GOM_NL__2PRFIN20061019_122940_000000382052_00138_24240_2966.N1	19-OCT-2006 12:29:40	Bright	37.500	68	18Alp Cas	2.2250	4500.0	75	24240	No
120	GOM_NL__2PRFIN20061019_123848_000000362052_00138_24240_2967.N1	19-OCT-2006 12:38:48	Bright	36.000	49	1Alp UMi	1.9900	6300.0	72	24240	No
121	GOM_NL__2PRFIN20061019_124200_000000352052_00138_24240_2968.N1	19-OCT-2006 12:42:00	Bright	35.000	60	7Bet UMi	2.0810	3950.0	70	24240	No
122	GOM_NL__2PRFIN20061019_124702_000000372052_00138_24240_2969.N1	19-OCT-2006 12:47:02	Bright	37.000	36	50Alp UMa	1.8000	6300.0	74	24240	No
123	GOM_NL__2PRFIN20061019_124836_000000372052_00138_24240_2970.N1	19-OCT-2006 12:48:36	Bright	36.500	82	48Bet UMa	2.3650	10600.	73	24240	No
124	GOM_NL__2PRFIN20061019_125203_000000362052_00138_24240_2971.N1	19-OCT-2006 12:52:03	Bright	36.000	174	52Psi UMa	3.0040	4400.0	72	24240	No
125	GOM_NL__2PRFIN20061019_125854_000000342052_00138_24240_2972.N1	19-OCT-2006 12:58:54	Bright	34.000	96	68Del Leo	2.5600	9300.0	68	24240	No
126	GOM_NL__2PRFIN20061019_131826_000000402052_00138_24240_2973.N1	19-OCT-2006 13:18:26	Dark	39.500	113	Mu Vel	2.6920	5000.0	79	24240	No
127	GOM_NL__2PRFIN20061019_132242_000000402052_00139_24241_2959.N1	19-OCT-2006 13:22:42	Dark	39.500	46	Del Vel	1.9540	10600.	79	24241	No
128	GOM_NL__2PRFIN20061019_132453_000000372052_00139_24241_2960.N1	19-OCT-2006 13:24:53	Dark	37.000	29	Bet Car	1.6720	10200.	74	24241	No
129	GOM_NL__2PRFIN20061019_133556_000000392052_00139_24241_2961.N1	19-OCT-2006 13:35:56	Dark	38.500	143	Alp Hyi	2.8570	7200.0	77	24241	No
130	GOM_NL__2PRFIN20061019_133722_000000432052_00139_24241_2962.N1	19-OCT-2006 13:37:22	Dark	42.500	9	Alp Eri	0.45300	24000.	85	24241	No
131	GOM_NL__2PRFIN20061019_134219_000000412052_00139_24241_2963.N1	19-OCT-2006 13:42:19	Straylight	40.500	84	Alp Phe	2.3970	4500.0	81	24241	No
132	GOM_NL__2PRFIN20061019_134853_000000432052_00139_24241_2964.N1	19-OCT-2006 13:48:53	Straylight	42.500	52	16Bet Cet	2.0370	4500.0	85	24241	No
133	GOM_NL__2PRFIN20061019_135826_000000342052_00139_24241_2965.N1	19-OCT-2006 13:58:26	Bright	33.500	140	88Gam Peg	2.8340	26000.	67	24241	No
134	GOM_NL__2PRFIN20061019_140222_000000362052_00139_24241_2966.N1	19-OCT-2006 14:02:22	Bright	36.000	58	21Alp And	2.0730	11000.	72	24241	No
135	GOM_NL__2PRFIN20061019_141016_000000382052_00139_24241_2967.N1	19-OCT-2006 14:10:16	Bright	37.500	68	18Alp Cas	2.2250	4500.0	75	24241	No
136	GOM_NL__2PRFIN20061019_141923_000000352052_00139_24241_2968.N1	19-OCT-2006 14:19:23	Bright	34.500	49	1Alp UMi	1.9900	6300.0	69	24241	No
137	GOM_NL__2PRFIN20061019_142236_000000342052_00139_24241_2969.N1	19-OCT-2006 14:22:36	Bright	33.500	60	7Bet UMi	2.0810	3950.0	67	24241	No
138	GOM_NL__2PRFIN20061019_142738_000000382052_00139_24241_2970.N1	19-OCT-2006 14:27:38	Bright	37.500	36	50Alp UMa	1.8000	6300.0	75	24241	No
139	GOM_NL__2PRFIN20061019_142912_000000362052_00139_24241_2971.N1	19-OCT-2006 14:29:12	Bright	35.500	82	48Bet UMa	2.3650	10600.	71	24241	No
140	GOM_NL__2PRFIN20061019_143239_000000382052_00139_24241_2972.N1	19-OCT-2006 14:32:39	Bright	37.500	174	52Psi UMa	3.0040	4400.0	75	24241	No
141	GOM_NL__2PRFIN20061019_143930_000000352052_00139_24241_2973.N1	19-OCT-2006 14:39:30	Bright	34.500	96	68Del Leo	2.5600	9300.0	69	24241	No
142	GOM_NL__2PRFIN20061019_145902_000000402052_00139_24241_2974.N1	19-OCT-2006 14:59:02	Dark	40.000	113	Mu Vel	2.6920	5000.0	80	24241	No
143	GOM_NL__2PRFIN20061019_150319_000000402052_00140_24242_2960.N1	19-OCT-2006 15:03:19	Dark	40.000	46	Del Vel	1.9540	10600.	80	24242	No
144	GOM_NL__2PRFIN20061019_150529_000000382052_00140_24242_2961.N1	19-OCT-2006 15:05:29	Dark	37.500	29	Bet Car	1.6720	10200.	75	24242	No
145	GOM_NL__2PRFIN20061019_151633_000000372052_00140_24242_2962.N1	19-OCT-2006 15:16:33	Dark	37.000	143	Alp Hyi	2.8570	7200.0	74	24242	No
146	GOM_NL__2PRFIN20061019_151758_000000432052_00140_24242_2963.N1	19-OCT-2006 15:17:58	Dark	42.500	9	Alp Eri	0.45300	24000.	85	24242	No
147	GOM_NL__2PRFIN20061019_152255_000000412052_00140_24242_2964.N1	19-OCT-2006 15:22:55	Straylight	40.500	84	Alp Phe	2.3970	4500.0	81	24242	No
148	GOM_NL__2PRFIN20061019_152929_000000452052_00140_24242_2965.N1	19-OCT-2006 15:29:29	Straylight	45.000	52	16Bet Cet	2.0370	4500.0	90	24242	No
149	GOM_NL__2PRFIN20061019_153902_000000362052_00140_24242_2966.N1	19-OCT-2006 15:39:02	Bright	36.000	140	88Gam Peg	2.8340	26000.	72	24242	No
150	GOM_NL__2PRFIN20061019_154258_000000372052_00140_24242_2967.N1	19-OCT-2006 15:42:58	Bright	36.500	58	21Alp And	2.0730	11000.	73	24242	No
151	GOM_NL__2PRFIN20061019_155052_000000332052_00140_24242_2968.N1	19-OCT-2006 15:50:52	Bright	33.000	68	18Alp Cas	2.2250	4500.0	66	24242	No
152	GOM_NL__2PRFIN20061019_155959_000000362052_00140_24242_2969.N1	19-OCT-2006 15:59:59	Bright	35.500	49	1Alp UMi	1.9900	6300.0	71	24242	No
153	GOM_NL__2PRFIN20061019_160312_000000362052_00140_24242_2970.N1	19-OCT-2006 16:03:12	Bright	35.500	60	7Bet UMi	2.0810	3950.0	71	24242	No
154	GOM_NL__2PRFIN20061019_160814_000000382052_00140_24242_2971.N1	19-OCT-2006 16:08:14	Bright	37.500	36	50Alp UMa	1.8000	6300.0	75	24242	No
155	GOM_NL__2PRFIN20061019_160948_000000352052_00140_24242_2972.N1	19-OCT-2006 16:09:48	Bright	35.000	82	48Bet UMa	2.3650	10600.	70	24242	No
156	GOM_NL__2PRFIN20061019_161315_000000352052_00140_24242_2973.N1	19-OCT-2006 16:13:15	Bright	34.500	174	52Psi UMa	3.0040	4400.0	69	24242	No
157	GOM_NL__2PRFIN20061019_162007_000000352052_00140_24242_2974.N1	19-OCT-2006 16:20:07	Bright	34.500	96	68Del Leo	2.5600	9300.0	69	24242	No
158	GOM_NL__2PRFIN20061019_163939_000000382052_00140_24242_2975.N1	19-OCT-2006 16:39:39	Dark	37.500	113	Mu Vel	2.6920	5000.0	75	24242	No
159	GOM_NL__2PRFIN20061019_164355_000000402052_00141_24243_2961.N1	19-OCT-2006 16:43:55	Dark	40.000	46	Del Vel	1.9540	10600.	80	24243	No
160	GOM_NL__2PRFIN20061019_164605_000000372052_00141_24243_2962.N1	19-OCT-2006 16:46:05	Dark	37.000	29	Bet Car	1.6720	10200.	74	24243	No



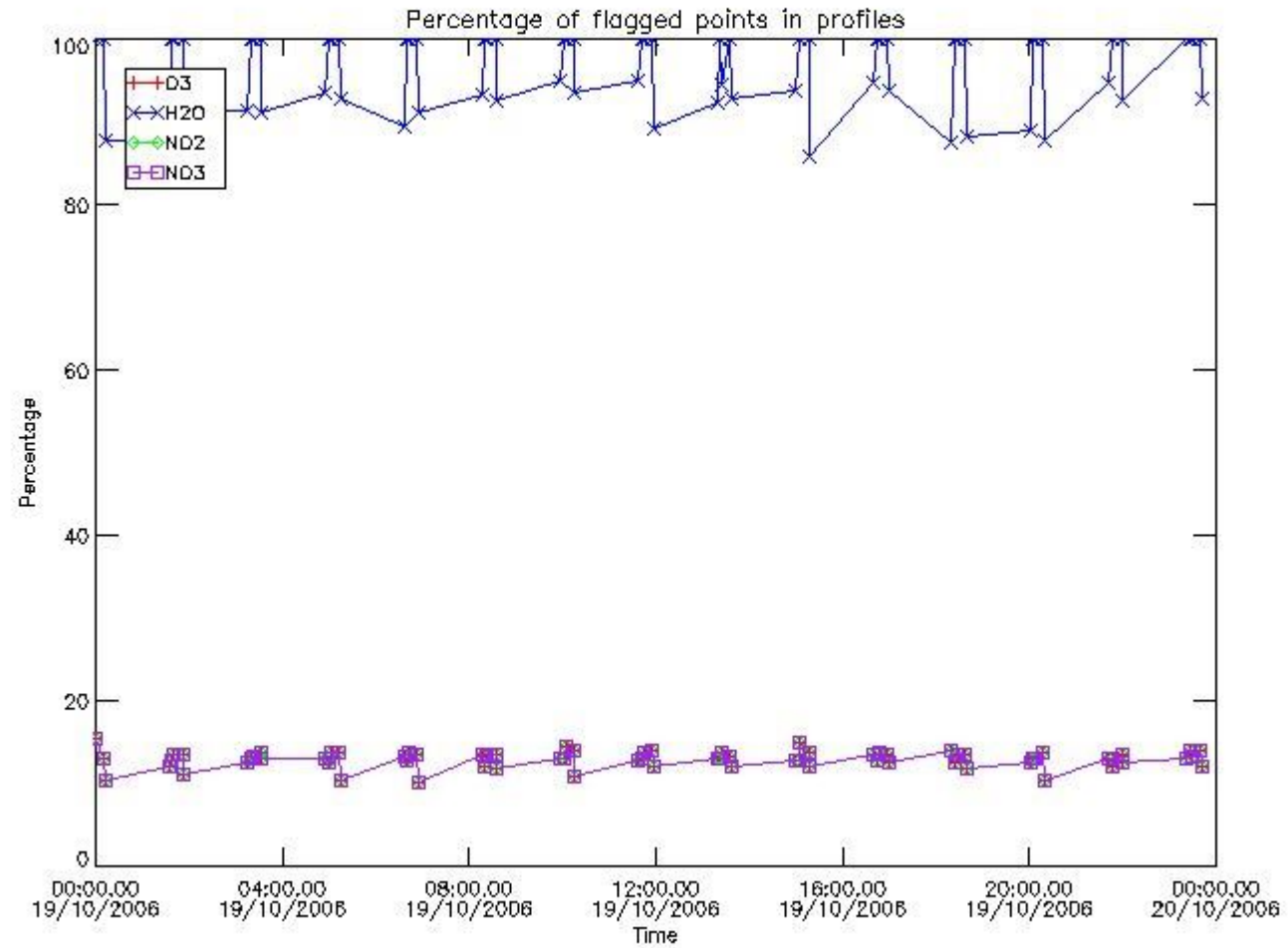
161	GOM_NL__2PRFIN20061019_165709_000000382052_00141_24243_2963.N1	19-OCT-2006 16:57:09	Dark	38.000	143	Alp Hyi	2.8570	7200.0	76	24243	No
162	GOM_NL__2PRFIN20061019_165835_000000402052_00141_24243_2964.N1	19-OCT-2006 16:58:35	Dark	40.000	9	Alp Eri	0.45300	24000.	80	24243	No
163	GOM_NL__2PRFIN20061019_170331_000000412052_00141_24243_2965.N1	19-OCT-2006 17:03:31	Straylight	40.500	84	Alp Phe	2.3970	4500.0	81	24243	No
164	GOM_NL__2PRFIN20061019_171005_000000442052_00141_24243_2966.N1	19-OCT-2006 17:10:05	Straylight	44.000	52	16Bet Cet	2.0370	4500.0	88	24243	No
165	GOM_NL__2PRFIN20061019_171939_000000362052_00141_24243_2967.N1	19-OCT-2006 17:19:39	Bright	35.500	140	88Gam Peg	2.8340	26000.	71	24243	No
166	GOM_NL__2PRFIN20061019_172334_000000362052_00141_24243_2968.N1	19-OCT-2006 17:23:34	Bright	35.500	58	21Alp And	2.0730	11000.	71	24243	No
167	GOM_NL__2PRFIN20061019_173128_000000382052_00141_24243_2969.N1	19-OCT-2006 17:31:28	Bright	37.500	68	18Alp Cas	2.2250	4500.0	75	24243	No
168	GOM_NL__2PRFIN20061019_174035_000000362052_00141_24243_2970.N1	19-OCT-2006 17:40:35	Bright	36.000	49	1Alp UMi	1.9900	6300.0	72	24243	No
169	GOM_NL__2PRFIN20061019_174348_000000382052_00141_24243_2971.N1	19-OCT-2006 17:43:48	Bright	37.500	60	7Bet UMi	2.0810	3950.0	75	24243	No
170	GOM_NL__2PRFIN20061019_174850_000000392052_00141_24243_2972.N1	19-OCT-2006 17:48:50	Bright	38.500	36	50Alp UMa	1.8000	6300.0	77	24243	No
171	GOM_NL__2PRFIN20061019_175024_000000362052_00141_24243_2973.N1	19-OCT-2006 17:50:24	Bright	36.000	82	48Bet UMa	2.3650	10600.	72	24243	No
172	GOM_NL__2PRFIN20061019_175351_000000532052_00141_24243_2974.N1	19-OCT-2006 17:53:51	Bright	53.000	174	52Psi UMa	3.0040	4400.0	106	24243	No
173	GOM_NL__2PRFIN20061019_180043_000000352052_00141_24243_2975.N1	19-OCT-2006 18:00:43	Bright	34.500	96	68Del Leo	2.5600	9300.0	69	24243	No
174	GOM_NL__2PRFIN20061019_182015_000000372052_00141_24243_2976.N1	19-OCT-2006 18:20:15	Dark	36.500	113	Mu Vel	2.6920	5000.0	73	24243	No
175	GOM_NL__2PRFIN20061019_182432_000000412052_00142_24244_3022.N1	19-OCT-2006 18:24:32	Dark	40.500	46	Del Vel	1.9540	10600.	81	24244	No
176	GOM_NL__2PRFIN20061019_182641_000000382052_00142_24244_3023.N1	19-OCT-2006 18:26:41	Dark	38.000	29	Bet Car	1.6720	10200.	76	24244	No
177	GOM_NL__2PRFIN20061019_183745_000000382052_00142_24244_3024.N1	19-OCT-2006 18:37:45	Dark	38.000	143	Alp Hyi	2.8570	7200.0	76	24244	No
178	GOM_NL__2PRFIN20061019_183911_000000432052_00142_24244_3025.N1	19-OCT-2006 18:39:11	Dark	43.000	9	Alp Eri	0.45300	24000.	86	24244	No
179	GOM_NL__2PRFIN20061019_184407_000000412052_00142_24244_3026.N1	19-OCT-2006 18:44:07	Straylight	41.000	84	Alp Phe	2.3970	4500.0	82	24244	No
180	GOM_NL__2PRFIN20061019_185041_000000432052_00142_24244_3027.N1	19-OCT-2006 18:50:41	Straylight	43.000	52	16Bet Cet	2.0370	4500.0	86	24244	No
181	GOM_NL__2PRFIN20061019_190014_000000352052_00142_24244_3028.N1	19-OCT-2006 19:00:14	Bright	35.000	140	88Gam Peg	2.8340	26000.	70	24244	No
182	GOM_NL__2PRFIN20061019_190410_000000362052_00142_24244_3029.N1	19-OCT-2006 19:04:10	Bright	36.000	58	21Alp And	2.0730	11000.	72	24244	No
183	GOM_NL__2PRFIN20061019_191204_000000382052_00142_24244_3030.N1	19-OCT-2006 19:12:04	Bright	37.500	68	18Alp Cas	2.2250	4500.0	75	24244	No
184	GOM_NL__2PRFIN20061019_192111_000000362052_00142_24244_3031.N1	19-OCT-2006 19:21:11	Bright	35.500	49	1Alp UMi	1.9900	6300.0	71	24244	No
185	GOM_NL__2PRFIN20061019_192424_000000372052_00142_24244_3032.N1	19-OCT-2006 19:24:24	Bright	36.500	60	7Bet UMi	2.0810	3950.0	73	24244	No
186	GOM_NL__2PRFIN20061019_192926_000000342052_00142_24244_3033.N1	19-OCT-2006 19:29:26	Bright	33.500	36	50Alp UMa	1.8000	6300.0	67	24244	No
187	GOM_NL__2PRFIN20061019_193100_000000362052_00142_24244_3034.N1	19-OCT-2006 19:31:00	Bright	35.500	82	48Bet UMa	2.3650	10600.	71	24244	No
188	GOM_NL__2PRFIN20061019_193427_000000532052_00142_24244_3035.N1	19-OCT-2006 19:34:27	Bright	53.000	174	52Psi UMa	3.0040	4400.0	106	24244	No
189	GOM_NL__2PRFIN20061019_194119_000000452052_00142_24244_3036.N1	19-OCT-2006 19:41:19	Bright	44.500	96	68Del Leo	2.5600	9300.0	89	24244	No
190	GOM_NL__2PRFIN20061019_200051_000000412052_00142_24244_3037.N1	19-OCT-2006 20:00:51	Dark	41.000	113	Mu Vel	2.6920	5000.0	82	24244	No
191	GOM_NL__2PRFIN20061019_200508_000000392052_00143_24245_3023.N1	19-OCT-2006 20:05:08	Dark	39.000	46	Del Vel	1.9540	10600.	78	24245	No
192	GOM_NL__2PRFIN20061019_200718_000000392052_00143_24245_3024.N1	19-OCT-2006 20:07:18	Dark	39.000	29	Bet Car	1.6720	10200.	78	24245	No
193	GOM_NL__2PRFIN20061019_201821_000000372052_00143_24245_3025.N1	19-OCT-2006 20:18:21	Dark	37.000	143	Alp Hyi	2.8570	7200.0	74	24245	No
194	GOM_NL__2PRFIN20061019_201947_000000492052_00143_24245_3026.N1	19-OCT-2006 20:19:47	Dark	49.000	9	Alp Eri	0.45300	24000.	98	24245	No
195	GOM_NL__2PRFIN20061019_202444_000000402052_00143_24245_3027.N1	19-OCT-2006 20:24:44	Straylight	40.000	84	Alp Phe	2.3970	4500.0	80	24245	No
196	GOM_NL__2PRFIN20061019_203117_000000432052_00143_24245_3028.N1	19-OCT-2006 20:31:17	Straylight	43.000	52	16Bet Cet	2.0370	4500.0	86	24245	No
197	GOM_NL__2PRFIN20061019_204050_000000362052_00143_24245_3029.N1	19-OCT-2006 20:40:50	Bright	36.000	140	88Gam Peg	2.8340	26000.	72	24245	No
198	GOM_NL__2PRFIN20061019_204446_000000352052_00143_24245_3030.N1	19-OCT-2006 20:44:46	Bright	35.000	58	21Alp And	2.0730	11000.	70	24245	No
199	GOM_NL__2PRFIN20061019_205240_000000372052_00143_24245_3031.N1	19-OCT-2006 20:52:40	Bright	37.000	68	18Alp Cas	2.2250	4500.0	74	24245	No
200	GOM_NL__2PRFIN20061019_210147_000000352052_00143_24245_3032.N1	19-OCT-2006 21:01:47	Bright	34.500	49	1Alp UMi	1.9900	6300.0	69	24245	No
201	GOM_NL__2PRFIN20061019_210501_000000342052_00143_24245_3033.N1	19-OCT-2006 21:05:01	Bright	34.000	60	7Bet UMi	2.0810	3950.0	68	24245	No
202	GOM_NL__2PRFIN20061019_211002_000000382052_00143_24245_3034.N1	19-OCT-2006 21:10:02	Bright	38.000	36	50Alp UMa	1.8000	6300.0	76	24245	No
203	GOM_NL__2PRFIN20061019_211136_000000362052_00143_24245_3035.N1	19-OCT-2006 21:11:36	Bright	36.000	82	48Bet UMa	2.3650	10600.	72	24245	No
204	GOM_NL__2PRFIN20061019_211503_000000382052_00143_24245_3036.N1	19-OCT-2006 21:15:03	Bright	38.000	174	52Psi UMa	3.0040	4400.0	76	24245	No
205	GOM_NL__2PRFIN20061019_212155_000000352052_00143_24245_3037.N1	19-OCT-2006 21:21:55	Bright	34.500	96	68Del Leo	2.5600	9300.0	69	24245	No
206	GOM_NL__2PRFIN20061019_214127_000000392052_00143_24245_3038.N1	19-OCT-2006 21:41:27	Dark	39.000	113	Mu Vel	2.6920	5000.0	78	24245	No
207	GOM_NL__2PRFIN20061019_214545_000000392052_00144_24246_3024.N1	19-OCT-2006 21:45:45	Dark	39.000	46	Del Vel	1.9540	10600.	78	24246	No
208	GOM_NL__2PRFIN20061019_214754_000000422052_00144_24246_3025.N1	19-OCT-2006 21:47:54	Dark	42.000	29	Bet Car	1.6720	10200.	84	24246	No
209	GOM_NL__2PRFIN20061019_215858_000000382052_00144_24246_3026.N1	19-OCT-2006 21:58:58	Dark	37.500	143	Alp Hyi	2.8570	7200.0	75	24246	No
210	GOM_NL__2PRFIN20061019_220023_000000412052_00144_24246_3027.N1	19-OCT-2006 22:00:23	Dark	40.500	9	Alp Eri	0.45300	24000.	81	24246	No
211	GOM_NL__2PRFIN20061019_220520_000000422052_00144_24246_3028.N1	19-OCT-2006 22:05:20	Straylight	42.000	84	Alp Phe	2.3970	4500.0	84	24246	No
212	GOM_NL__2PRFIN20061019_221153_000000392052_00144_24246_3029.N1	19-OCT-2006 22:11:53	Straylight	38.500	52	16Bet Cet	2.0370	4500.0	77	24246	No
213	GOM_NL__2PRFIN20061019_222126_000000362052_00144_24246_3030.N1	19-OCT-2006 22:21:26	Bright	36.000	140	88Gam Peg	2.8340	26000.	72	24246	No
214	GOM_NL__2PRFIN20061019_222522_000000352052_00144_24246_3031.N1	19-OCT-2006 22:25:22	Bright	35.000	58	21Alp And	2.0730	11000.	70	24246	No
215	GOM_NL__2PRFIN20061019_223315_000000372052_00144_24246_3032.N1	19-OCT-2006 22:33:15	Bright	37.000	68	18Alp Cas	2.2250	4500.0	74	24246	No
216	GOM_NL__2PRFIN20061019_224223_000000342052_00144_24246_3033.N1	19-OCT-2006 22:42:23	Bright	33.500	49	1Alp UMi	1.9900	6300.0	67	24246	No
217	GOM_NL__2PRFIN20061019_224537_000000332052_00144_24246_3034.N1	19-OCT-2006 22:45:37	Bright	32.500	60	7Bet UMi	2.0810	3950.0	65	24246	No
218	GOM_NL__2PRFIN20061019_225038_000000392052_00144_24246_3035.N1	19-OCT-2006 22:50:38	Bright	38.500	36	50Alp UMa	1.8000	6300.0	77	24246	No
219	GOM_NL__2PRFIN20061019_225212_000000362052_00144_24246_3036.N1	19-OCT-2006 22:52:12	Bright	36.000	82	48Bet UMa	2.3650	10600.	72	24246	No

220	GOM_NL__2PRFIN20061019_225539_000000472052_00144_24246_3037.N1	19-OCT-2006 22:55:39	Bright	46.500	174	52Psi UMa	3.0040	4400.0	93	24246	No
221	GOM_NL__2PRFIN20061019_230231_000000352052_00144_24246_3038.N1	19-OCT-2006 23:02:31	Bright	34.500	96	68Del Leo	2.5600	9300.0	69	24246	No
222	GOM_NL__2PRFIN20061019_232204_000000402052_00144_24246_3039.N1	19-OCT-2006 23:22:04	Dark	39.500	113	Mu Vel	2.6920	5000.0	79	24246	No
223	GOM_NL__2PRFIN20061019_232621_000000402052_00145_24247_3025.N1	19-OCT-2006 23:26:21	Dark	40.000	46	Del Vel	1.9540	10600.	80	24247	No
224	GOM_NL__2PRFIN20061019_232830_000000392052_00145_24247_3026.N1	19-OCT-2006 23:28:30	Dark	38.500	29	Bet Car	1.6720	10200.	77	24247	No
225	GOM_NL__2PRFIN20061019_233933_000000372052_00145_24247_3027.N1	19-OCT-2006 23:39:33	Dark	36.500	143	Alp Hyi	2.8570	7200.0	73	24247	No
226	GOM_NL__2PRFIN20061019_234059_000000432052_00145_24247_3028.N1	19-OCT-2006 23:40:59	Dark	42.500	9	Alp Eri	0.45300	24000.	85	24247	No
227	GOM_NL__2PRFIN20061019_234556_000000432052_00145_24247_3029.N1	19-OCT-2006 23:45:56	Straylight	43.000	84	Alp Phe	2.3970	4500.0	86	24247	No
228	GOM_NL__2PRFIN20061019_235229_000000492052_00145_24247_3030.N1	19-OCT-2006 23:52:29	Straylight	49.000	52	16Bet Cet	2.0370	4500.0	98	24247	No

### 3. Quality information per product

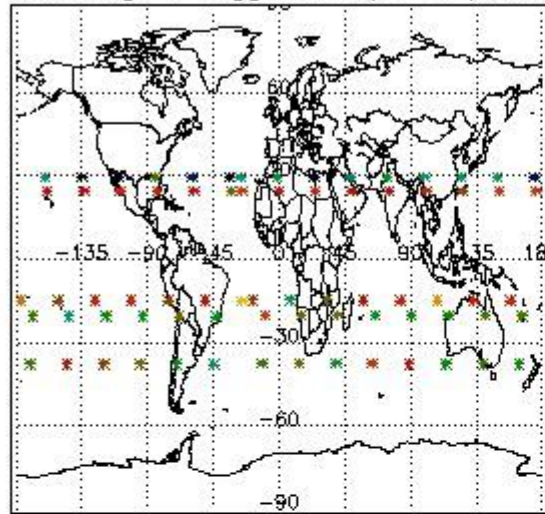
In this section it is plotted some information contained in the Quality Summary data set of the level 2 products. Only products in dark limb conditions and without errors (error flag in the MPH set to "0") are used.

#### 3.1 Plot quality information per product (time dependant)

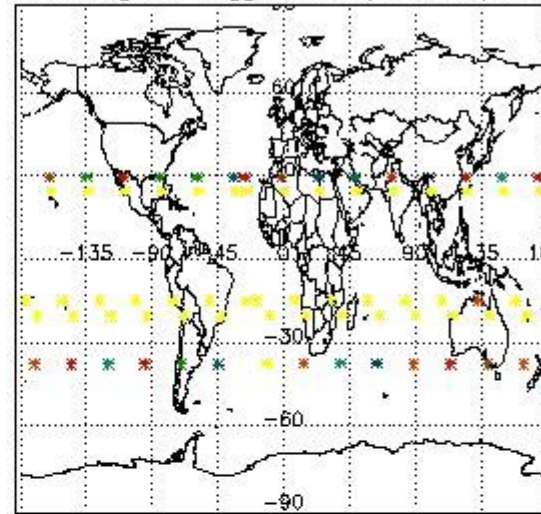


#### 3.2 Plot quality information per product (world map)

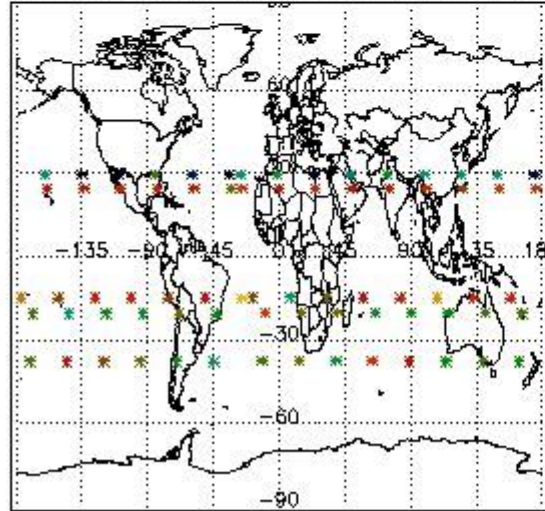
Percentage of flagged data per O3 profile



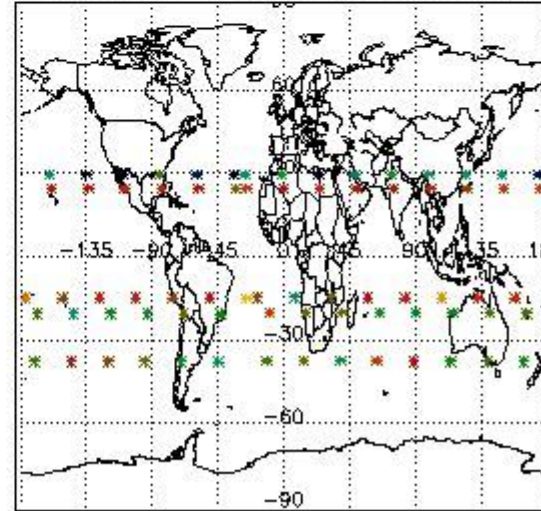
Percentage of flagged data per H2O profile



Percentage of flagged data per NO2 profile



Percentage of flagged data per NO3 profile



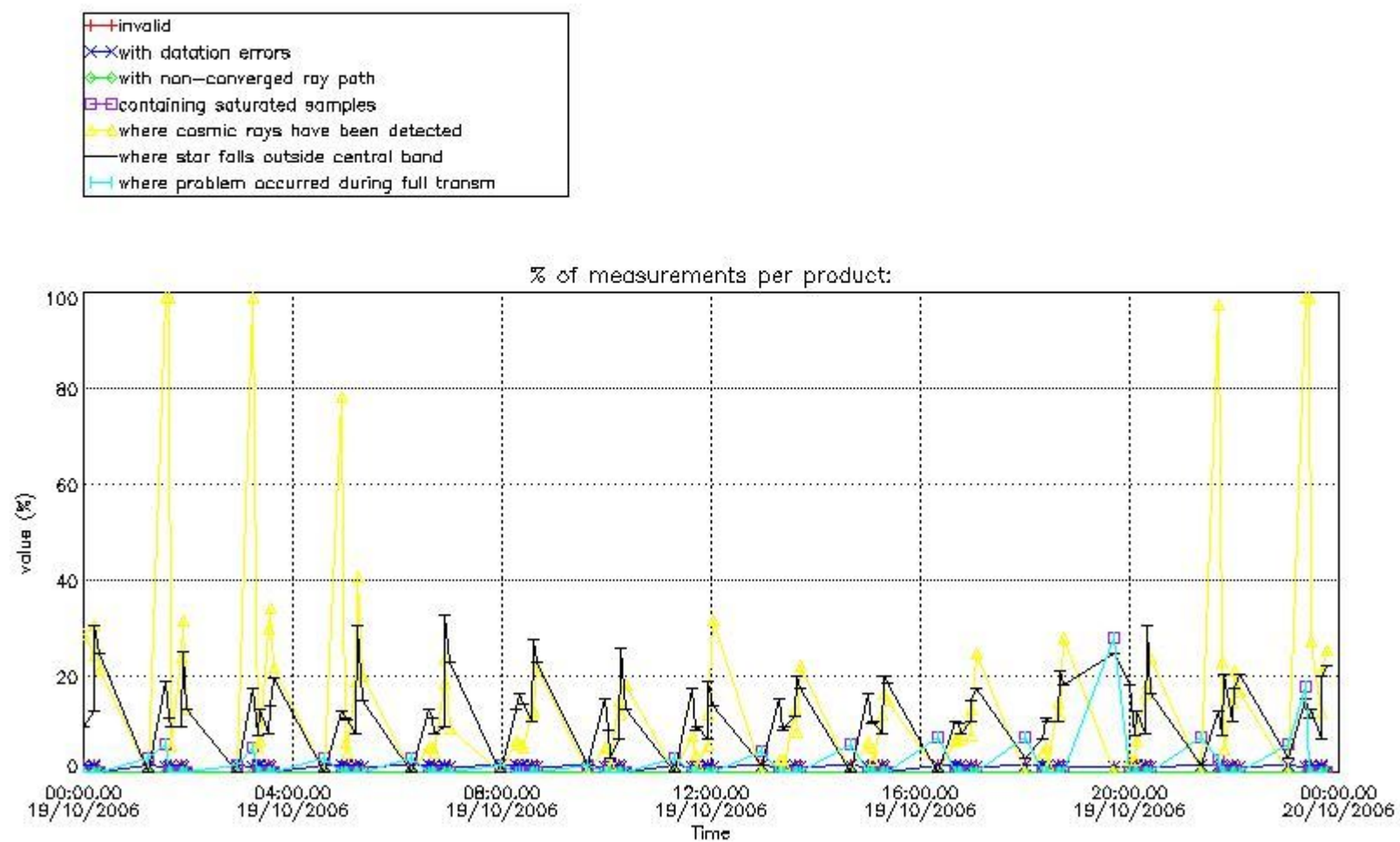
#### 4. Level 1 quality information per product

In this section it is plotted some information contained in the Quality Summary data set of the level 2 products that comes from the level 1b processing. Products without errors (error flag in the MPH set to "0") are used.

##### 4.1 Plot quality information per product (time dependant) coming from level 1b processing

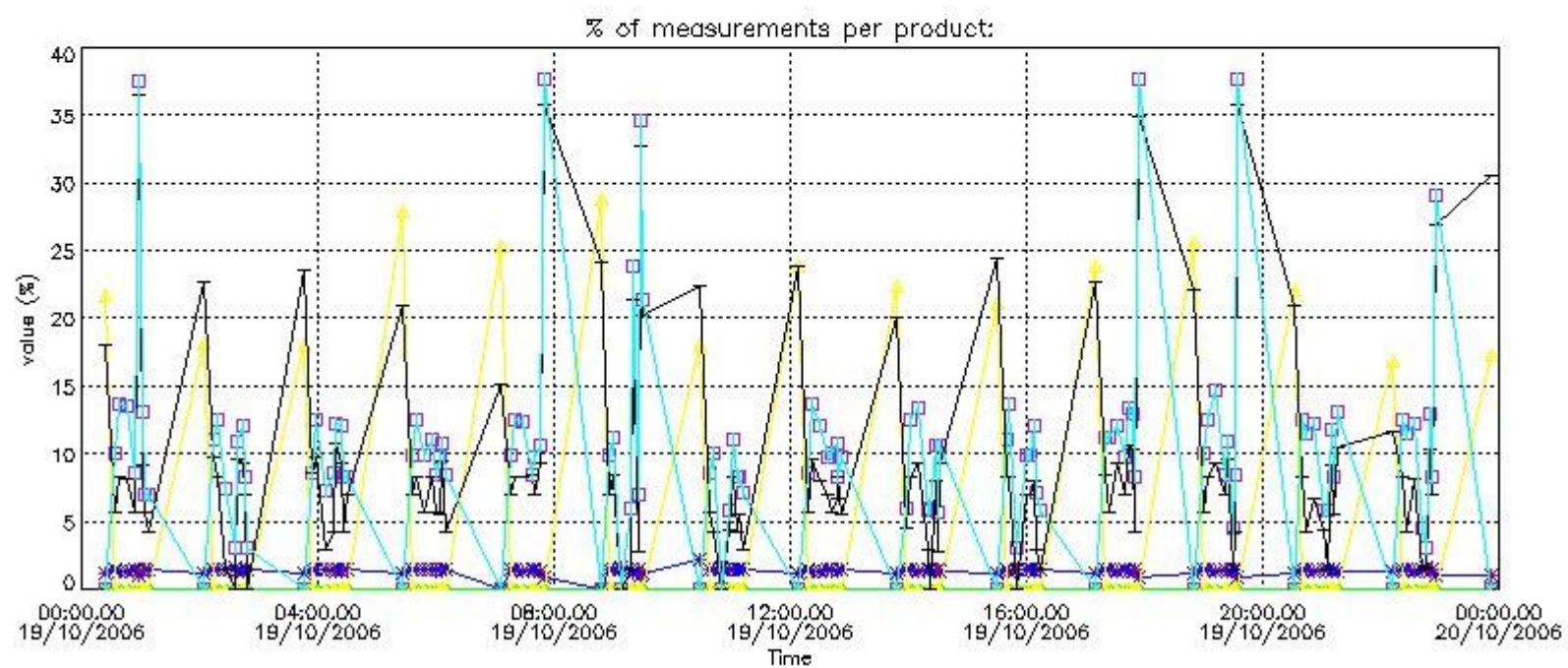
###### 4.1.1 Plot level 1 quality information per product (time dependant): ENVISAT ASCENDING passes





4.1.2 Plot level 1 quality information per product (time dependant): ENVI SAT DESCENDING passes

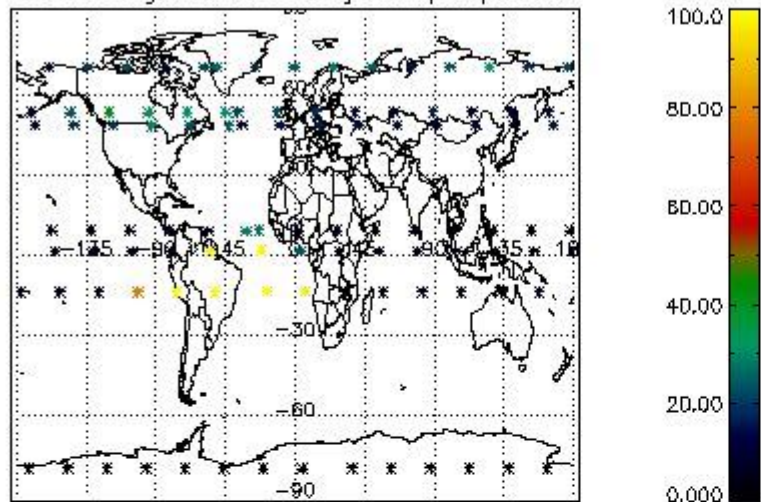




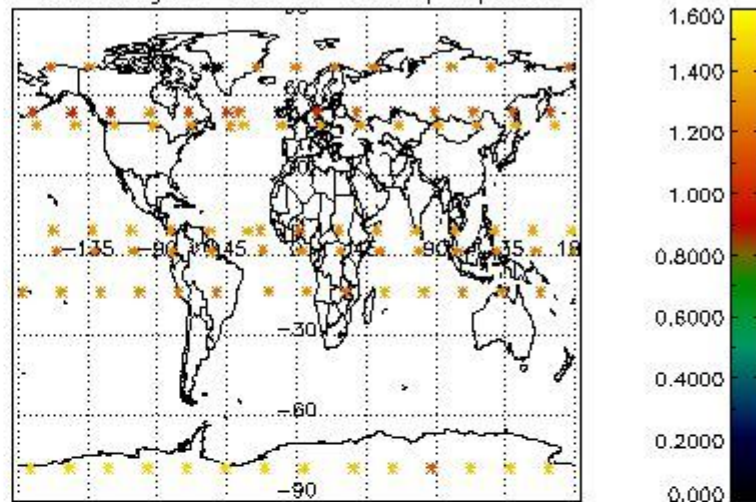
#### 4.2 Plot quality information per product coming from level 1b processing (world map)

##### 4.2.1 Plot level 1 quality information per product (world map): ENVI SAT ASCENDING passes

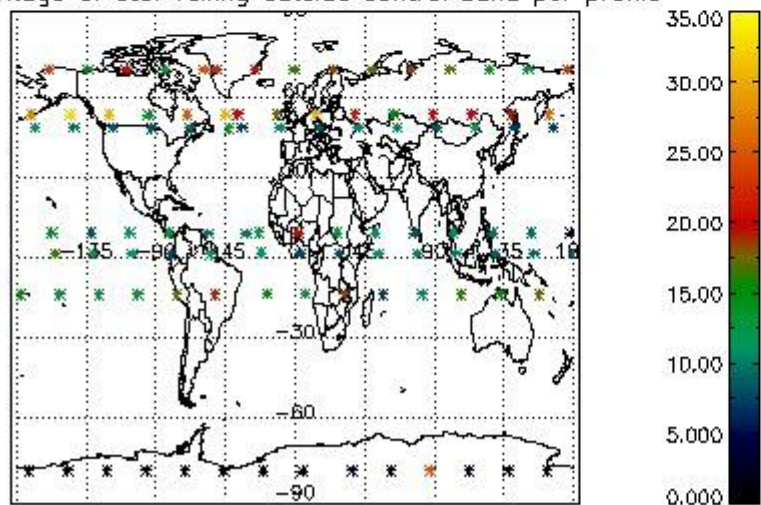
Percentage of cosmic ray hits per profile



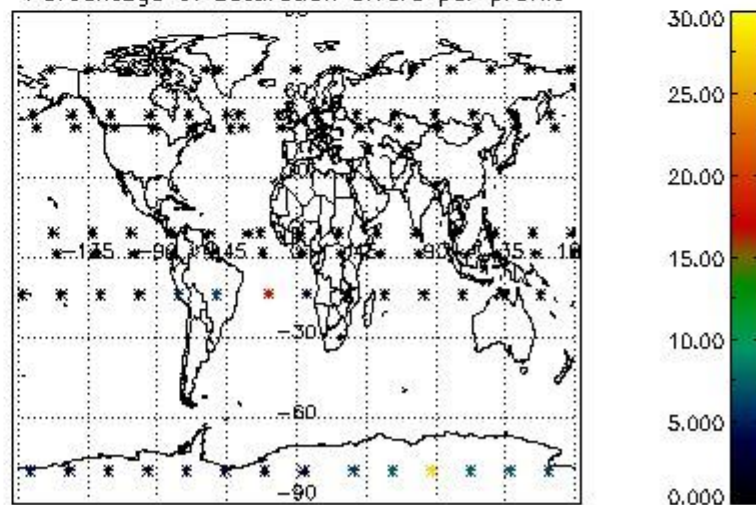
Percentage of datation errors per profile



Percentage of star falling outside central band per profile

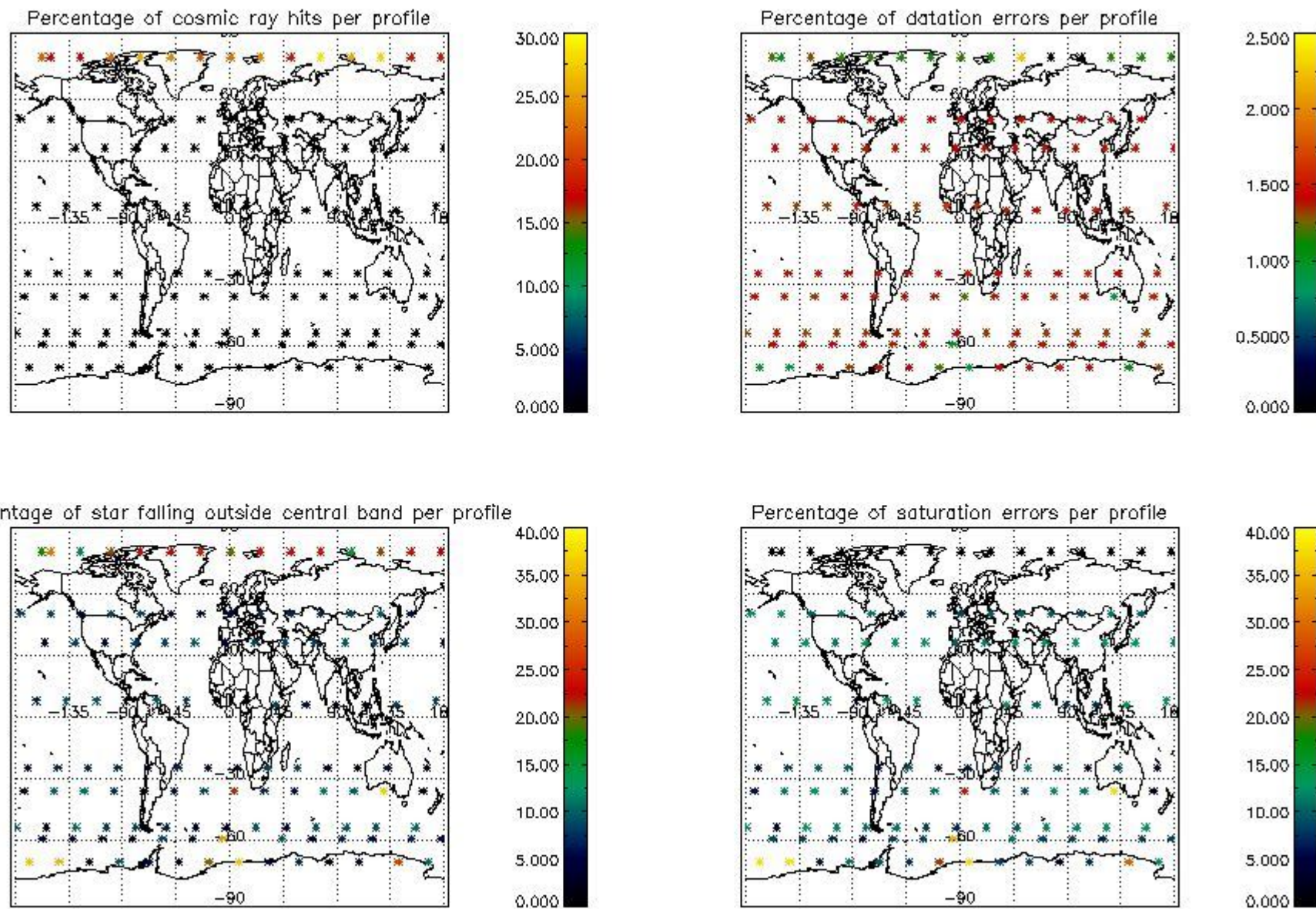


Percentage of saturation errors per profile



4.2.2 Plot level 1 quality information per product (world map): ENVISAT DESCENDING passes





## 5. Trace gas profiles

### 5.1 Ozone statistics based on quality of products

The final quality of the products can be "measured" using the STD (Standard Deviation) attached to every point profile. This information is written to the parameter GOM\_NL\_\_2P/NL\_LOCAL\_SPECIES\_DENSITY/o3\_std of the level 2 products. The table below shows the statistics for given STD ranges.

The statistics are given with respect to the overall valid production:

- Products without fatal errors: GOM\_NL\_\_2P/MPH/PRODUCT\_ERR=0
- Valid point profile: GOM\_NL\_\_2P/NL\_LOCAL\_SPECIES\_DENSITY/pcd(0)=0

The 'Criteria' is applied to valid points of dark limb products:

- Products in dark limb illumination condition: GOM\_NL\_\_2P/NL\_SUMMARY\_QUALITY/obs\_ill\_cond=0
- Products without fatal errors: GOM\_NL\_\_2P/MPH/PRODUCT\_ERR=0
- Valid point profile: GOM\_NL\_\_2P/NL\_LOCAL\_SPECIES\_DENSITY/pcd(0)=0

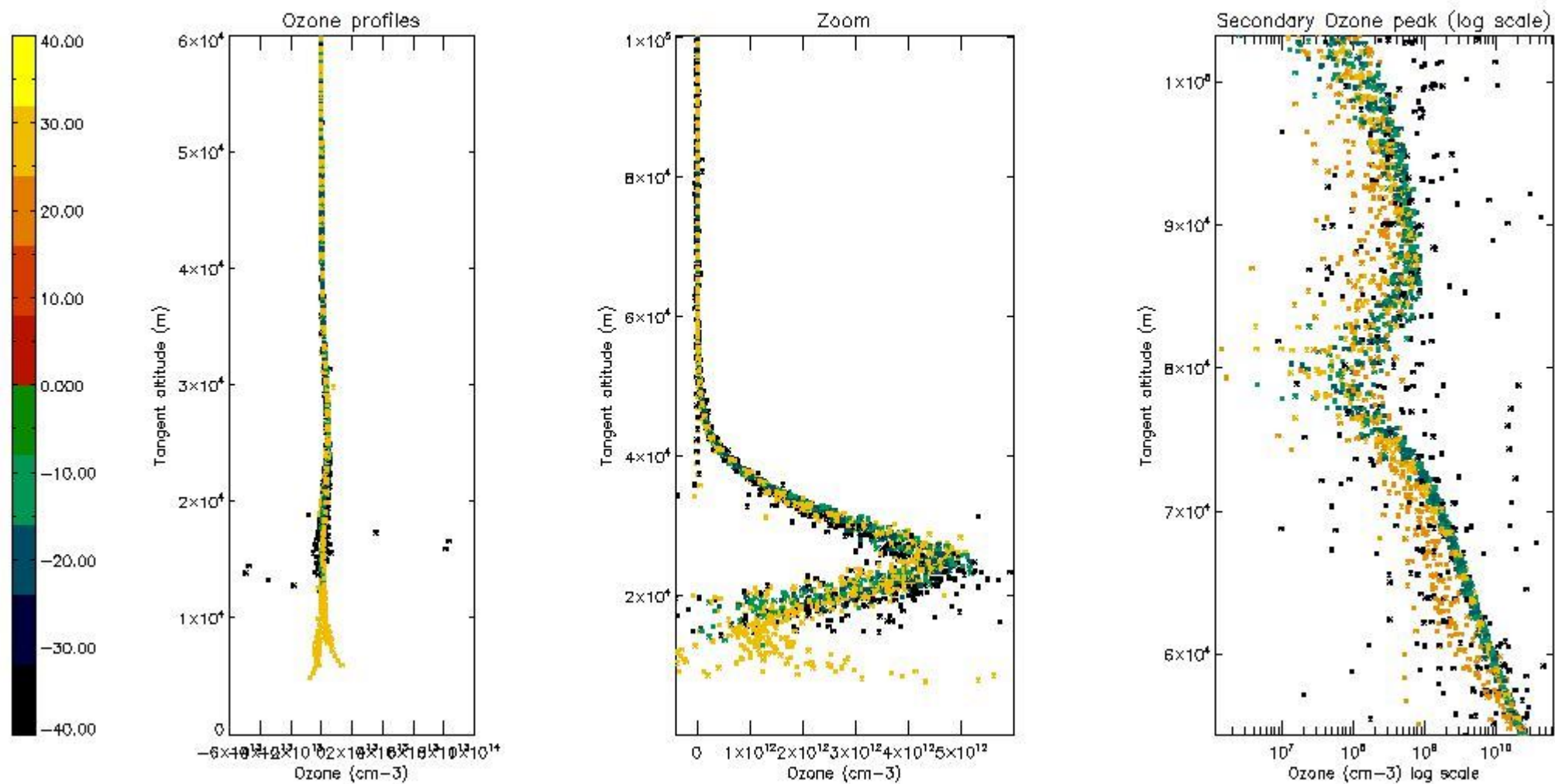
So, the table below shows the percentage of dark limb and valid observations for each criteria with respect to the overall valid daily observations.

Criteria	% of total production
All STD	34
STD < 20	19

STD < 10	15
STD < 5	10

5.2 Plot ozone profiles for all STD (dark without errors)

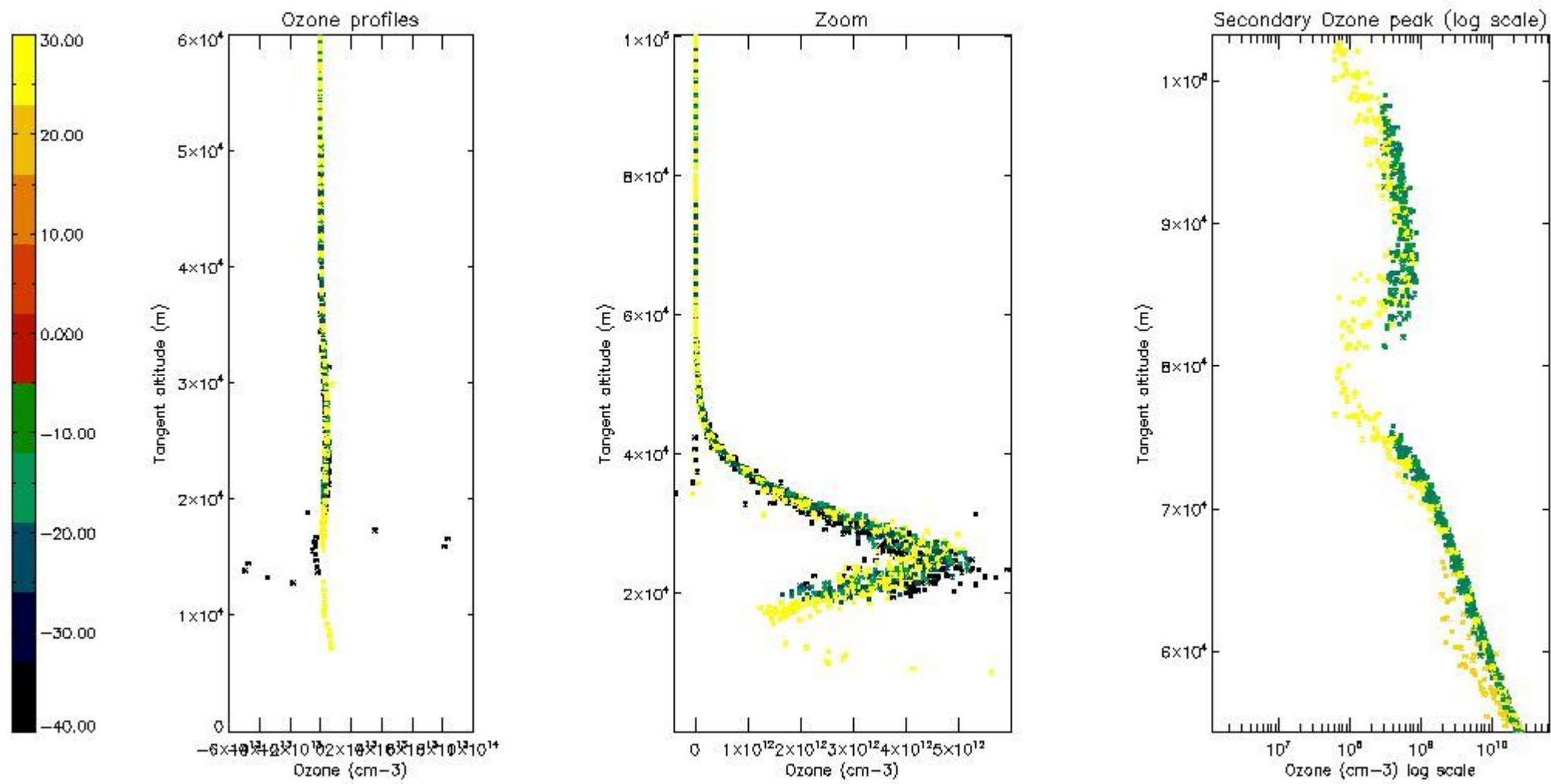
The colorbar represents the latitude.



5.3 Plot ozone profiles where STD < 20% (dark without errors)

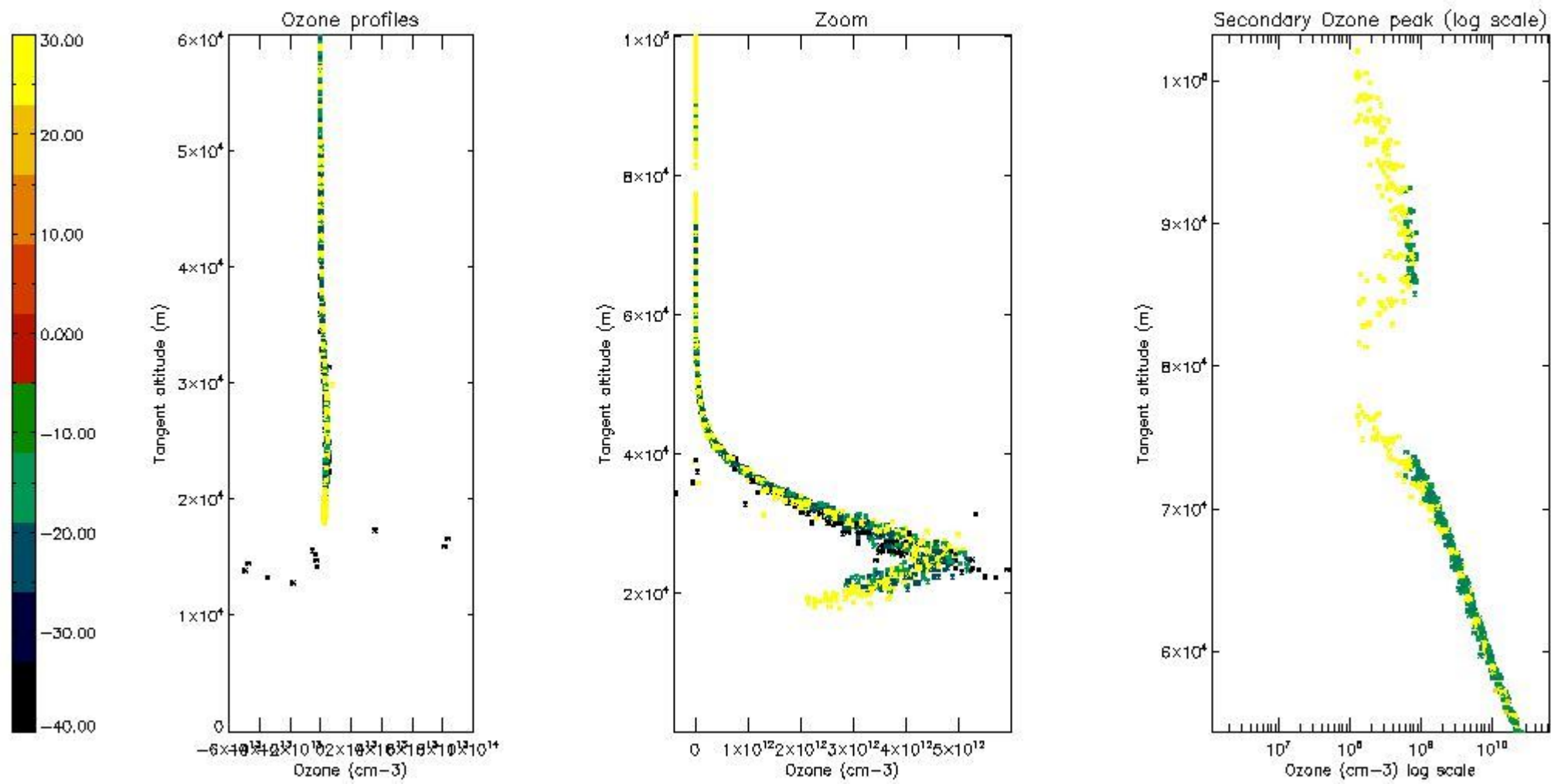
The colorbar represents the latitude.





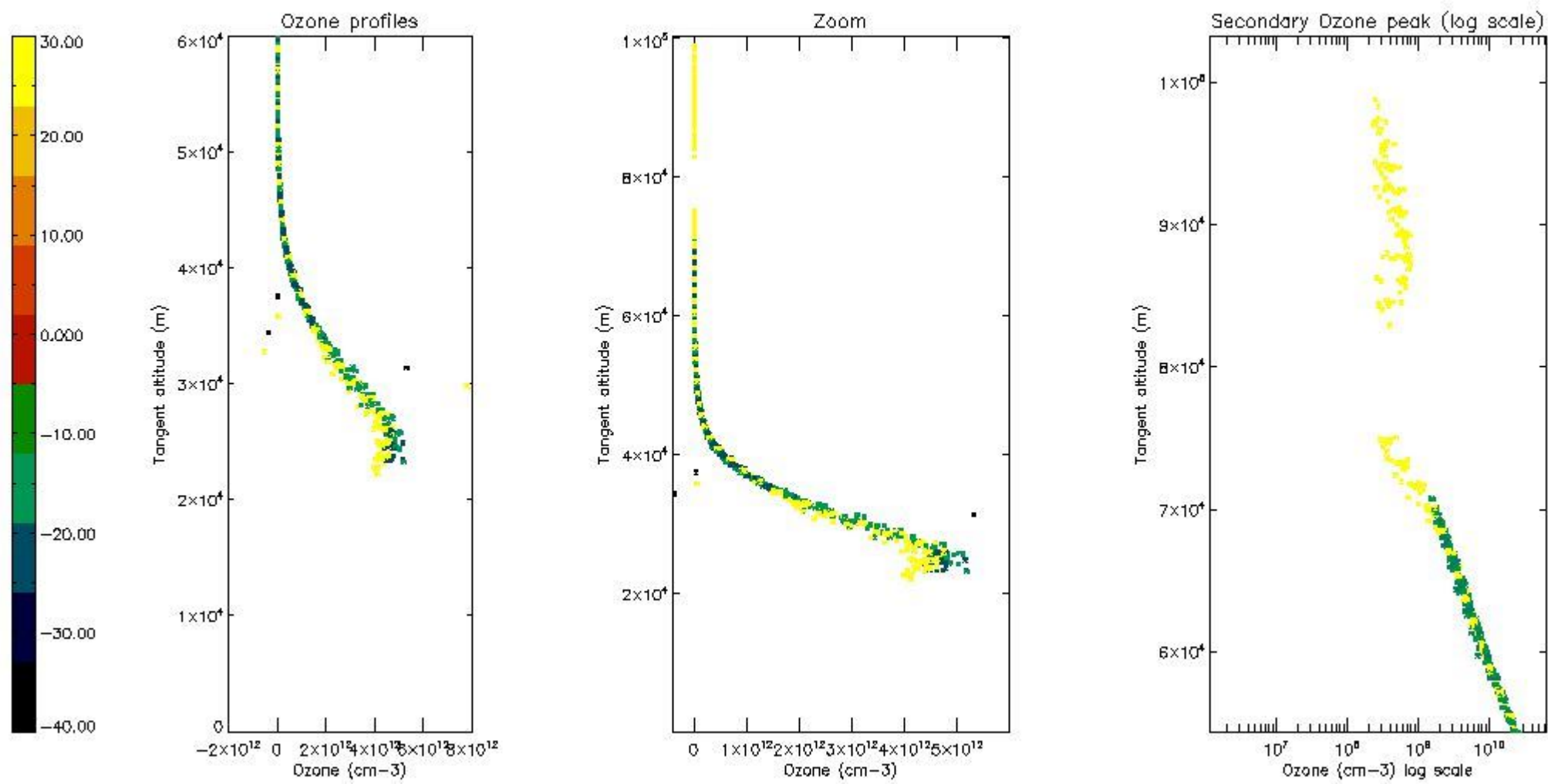
*5.4 Plot ozone profiles where  $STD < 10\%$  (dark without errors)*

The colorbar represents the latitude.



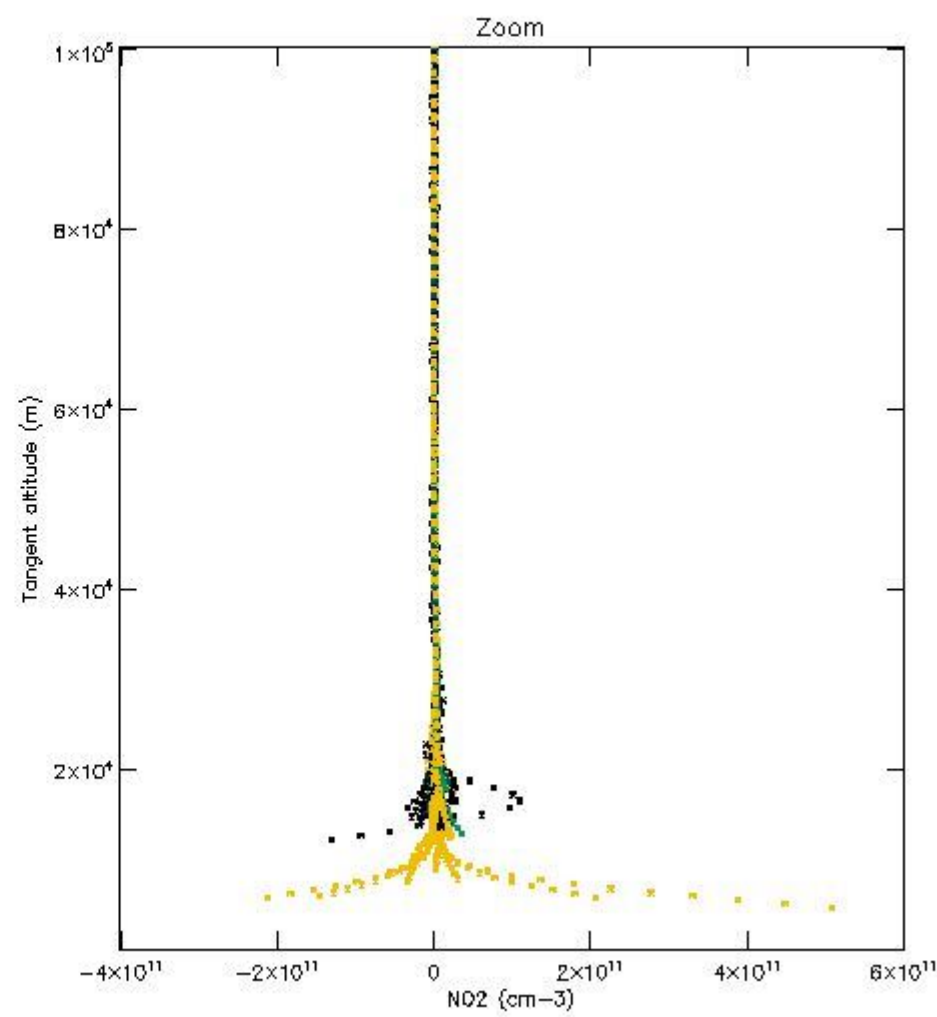
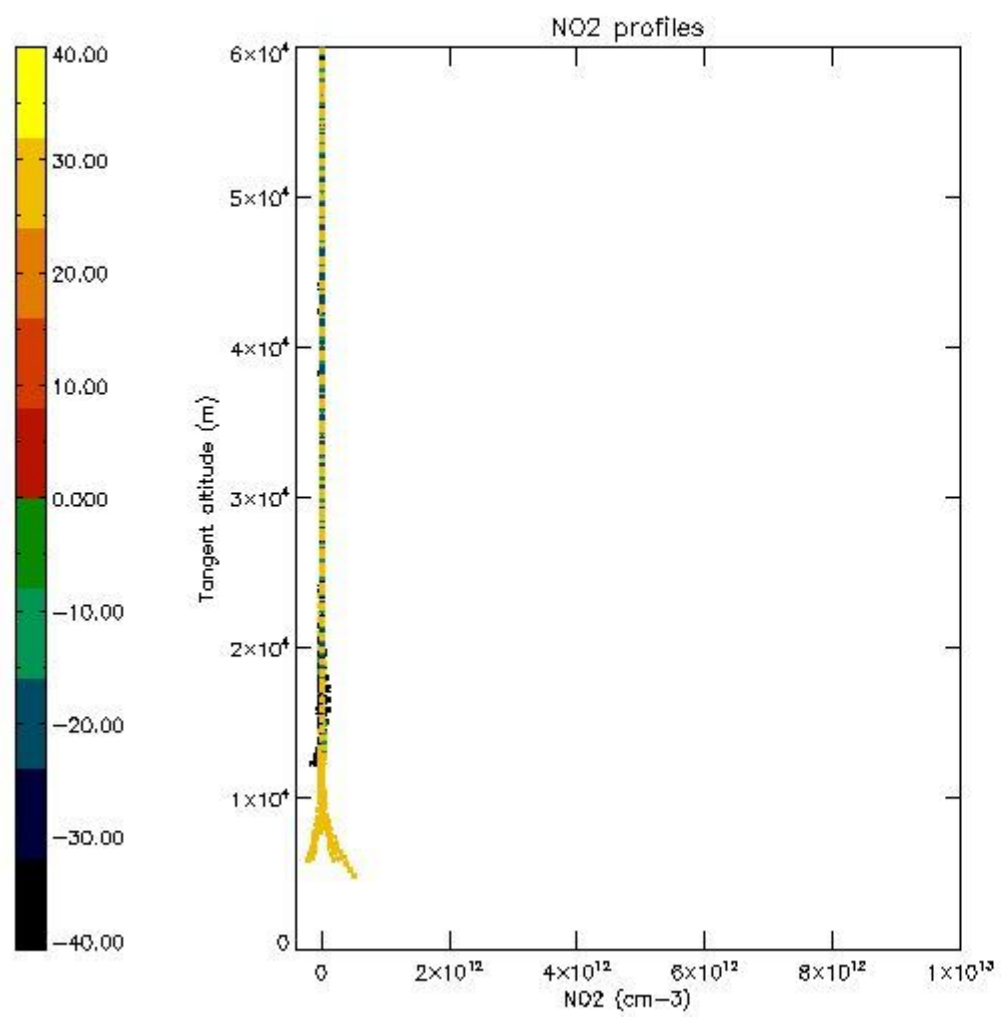
*5.5 Plot ozone profiles where  $STD < 5\%$  (dark without errors)*

The colorbar represents the latitude.



*5.6 Plot NO<sub>2</sub> profiles for all STD (dark without errors)*

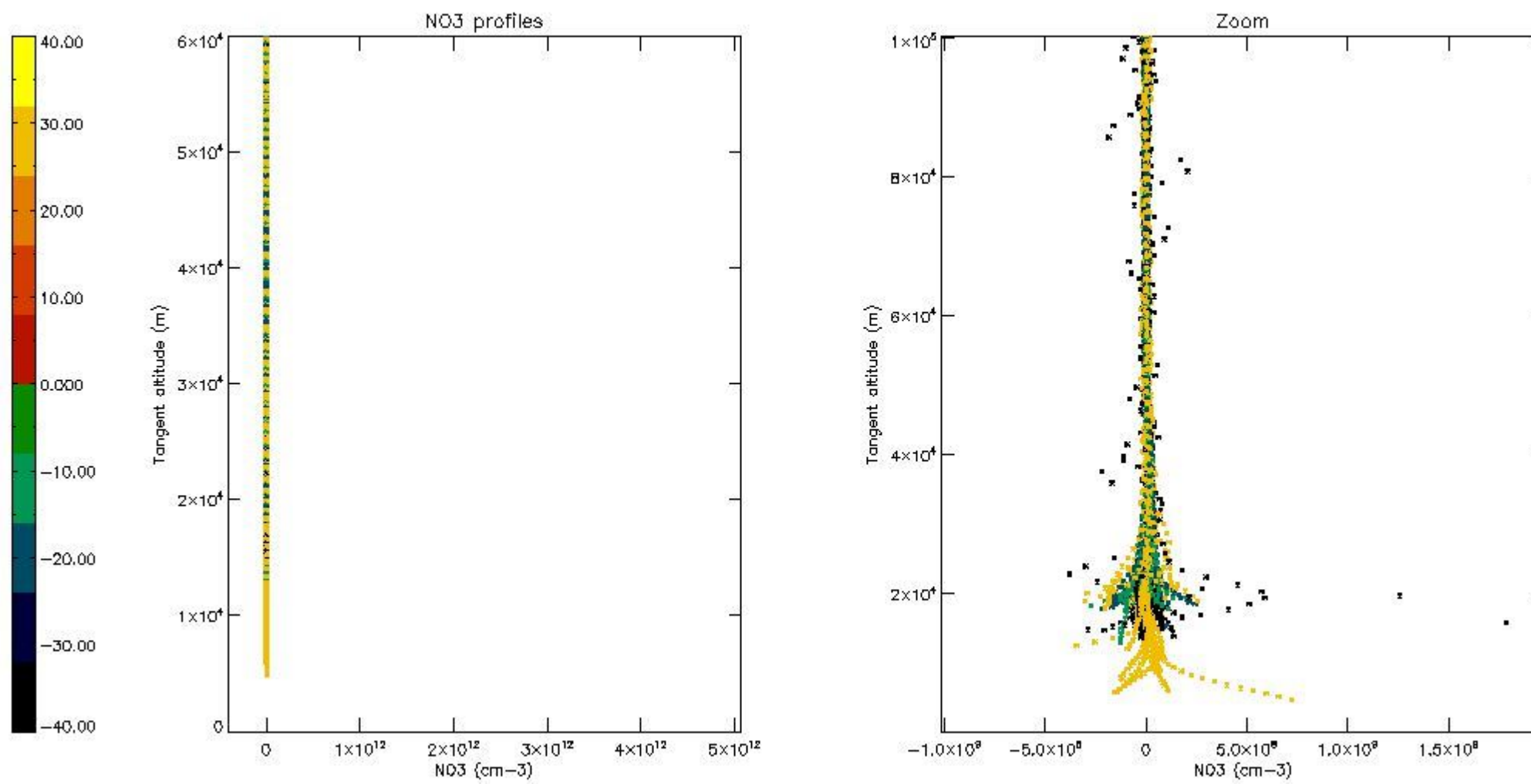
The colorbar represents the latitude.



*5.7 Plot NO3 profiles for all STD (dark without errors)*

The colorbar represents the latitude.





## 6. Auxiliary Data Files used for the production reported in section 2

The number reported in the third column indicates since which file (see list in section 2) the corresponding auxiliary file has been used. The fourth column is the date of those product files.

Type	Auxiliary Filename	Used since product	Used since product date
INST_PHYS_CHARACTERISTICS	GOM_INS_AXVIEC20091111_143220_20030716_120000_20500101_000000	1	19-OCT-2006 00:00:03
LEVEL-2_PROC_CONFIG	GOM_PR2_AXVIEC20091111_152718_20020301_000000_20500101_000000	1	19-OCT-2006 00:00:03
CROSS_SECTIONS_FILE	GOM_CRS_AXVIEC20091111_154832_20020301_000000_20500101_000000	1	19-OCT-2006 00:00:03

# GOMOS Level 2 Daily Report

## SUMMARY

### [1. General Info](#)

### [2. Summary of processed GOM\\_NL\\_2P products](#)

### [3. Level 2 Quality information per product](#)

#### [3.1 Plot of level 2 quality information per product \(time dependant\)](#)

#### [3.2 Plot of level 2 quality information per product \(world map\)](#)

### [4. Level 1 Quality information per product \(stored on level 2 products\)](#)

#### [4.1 Plot of level 1 quality information per product \(time dependant\)](#)

##### [4.1.1 Plot of level 1 quality information per product \(time dependant\): ASCENDING](#)

##### [4.1.2 Plot of level 1 quality information per product \(time dependant\): DESCENDING](#)

#### [4.2 Plot of level 1 quality information per product \(world map\)](#)

##### [4.2.1 Plot of level 1 quality information per product \(world map\): ASCENDING](#)

##### [4.2.2 Plot of level 1 quality information per product \(world map\): DESCENDING](#)

### [5. Ozone profiles based on quality statistics and other trace gas profiles](#)

#### [5.1 Ozone statistics based on quality of products](#)

#### [5.2 Plot ozone profiles for all STD \(dark without errors\)](#)

#### [5.3 Plot ozone profiles where STD < 20% \(dark without errors\)](#)

#### [5.4. Plot ozone profiles where STD < 10% \(dark without errors\)](#)

#### [5.5. Plot ozone profiles where STD < 5% \(dark without errors\)](#)

#### [5.6 Plot NO2 profiles for all STD \(dark without errors\)](#)

#### [5.7 Plot NO3 profiles for all STD \(dark without errors\)](#)

#### [5.8 Plot H2O profiles \(only for occultations of stars 1,2,3,4,13,14,16,26,63 dark without errors\) for all STD](#)

### [6. Auxiliary Data Files used for the production reported in section 2](#)

This report presents the daily analysis on parameters extracted from GOMOS level 2 data (GOM\_NL\_\_2P). It is intended to monitor some important parameters that will impact the quality of these products. A list of level 2 products (and content) that have arrived during the reporting day to the PCF is also given.

Item	Value
Time of report generation	24APR2013 05:06:18
Data source version	GOMOS/6.01
Start time of products	19-10-2006 (19OCT2006 00:00:00)
Stop time of products	20-10-2006 (20OCT2006 00:00:00)
Store outputs in DB	Yes
Nb of level 2 prods	228
Nb of prods with errors	0

## 2. Summary of processed GOM\_NL\_\_2P products.

Nr	Filename	UTC Start time	Limb	Duration	Star Id	Star Name	Star Mag	Star Temp	Nb Meas	Orbit	Prod. error
1	GOM_NL__2PRFIN20061019_000003_00000372052_00131_24233_2946.N1	19-OCT-2006 00:00:03	Dark	36.500	29	Bet Car	1.6720	10200.	73	24233	No
2	GOM_NL__2PRFIN20061019_001107_00000392052_00131_24233_2947.N1	19-OCT-2006 00:11:07	Dark	39.000	143	Alp Hyi	2.8570	7200.0	78	24233	No
3	GOM_NL__2PRFIN20061019_001233_00000492052_00131_24233_2948.N1	19-OCT-2006 00:12:33	Dark	49.000	9	Alp Eri	0.45300	24000.	98	24233	No
4	GOM_NL__2PRFIN20061019_001730_00000452052_00131_24233_2949.N1	19-OCT-2006 00:17:30	Straylight	44.500	84	Alp Phe	2.3970	4500.0	89	24233	No
5	GOM_NL__2PRFIN20061019_002404_00000422052_00131_24233_2950.N1	19-OCT-2006 00:24:04	Straylight	41.500	52	16Bet Cet	2.0370	4500.0	83	24233	No
6	GOM_NL__2PRFIN20061019_003338_00000352052_00131_24233_2951.N1	19-OCT-2006 00:33:38	Bright	35.000	140	88Gam Peg	2.8340	26000.	70	24233	No
7	GOM_NL__2PRFIN20061019_003734_00000372052_00131_24233_2952.N1	19-OCT-2006 00:37:34	Bright	36.500	58	21Alp And	2.0730	11000.	73	24233	No
8	GOM_NL__2PRFIN20061019_004603_00000372052_00131_24233_2953.N1	19-OCT-2006 00:46:03	Bright	37.000	74	11Bet Cas	2.2680	6600.0	74	24233	No
9	GOM_NL__2PRFIN20061019_005436_00000352052_00131_24233_2954.N1	19-OCT-2006 00:54:36	Bright	35.000	49	1Alp UMi	1.9900	6300.0	70	24233	No
10	GOM_NL__2PRFIN20061019_005746_00000522052_00131_24233_2955.N1	19-OCT-2006 00:57:46	Bright	52.000	60	7Bet UMi	2.0810	3950.0	104	24233	No
11	GOM_NL__2PRFIN20061019_010251_00000382052_00131_24233_2956.N1	19-OCT-2006 01:02:51	Bright	38.000	36	50Alp UMa	1.8000	6300.0	76	24233	No
12	GOM_NL__2PRFIN20061019_010425_00000362052_00131_24233_2957.N1	19-OCT-2006 01:04:25	Bright	35.500	82	48Bet UMa	2.3650	10600.	71	24233	No
13	GOM_NL__2PRFIN20061019_010751_00000362052_00131_24233_2958.N1	19-OCT-2006 01:07:51	Bright	35.500	174	52Psi UMa	3.0040	4400.0	71	24233	No
14	GOM_NL__2PRFIN20061019_011441_00000342052_00131_24233_2959.N1	19-OCT-2006 01:14:41	Bright	34.000	96	68Del Leo	2.5600	9300.0	68	24233	No
15	GOM_NL__2PRFIN20061019_013413_00000422052_00131_24233_2960.N1	19-OCT-2006 01:34:13	Dark	42.000	113	Mu Vel	2.6920	5000.0	84	24233	No
16	GOM_NL__2PRFIN20061019_013827_00000402052_00132_24234_2947.N1	19-OCT-2006 01:38:27	Dark	40.000	46	Del Vel	1.9540	10600.	80	24234	No
17	GOM_NL__2PRFIN20061019_014039_00000382052_00132_24234_2948.N1	19-OCT-2006 01:40:39	Dark	37.500	29	Bet Car	1.6720	10200.	75	24234	No
18	GOM_NL__2PRFIN20061019_015143_00000382052_00132_24234_2949.N1	19-OCT-2006 01:51:43	Dark	37.500	143	Alp Hyi	2.8570	7200.0	75	24234	No
19	GOM_NL__2PRFIN20061019_015309_00000462052_00132_24234_2950.N1	19-OCT-2006 01:53:09	Dark	46.000	9	Alp Eri	0.45300	24000.	92	24234	No
20	GOM_NL__2PRFIN20061019_015806_00000382052_00132_24234_2951.N1	19-OCT-2006 01:58:06	Straylight	38.000	84	Alp Phe	2.3970	4500.0	76	24234	No
21	GOM_NL__2PRFIN20061019_020440_00000442052_00132_24234_2952.N1	19-OCT-2006 02:04:40	Straylight	44.000	52	16Bet Cet	2.0370	4500.0	88	24234	No
22	GOM_NL__2PRFIN20061019_021414_00000362052_00132_24234_2953.N1	19-OCT-2006 02:14:14	Bright	36.000	140	88Gam Peg	2.8340	26000.	72	24234	No
23	GOM_NL__2PRFIN20061019_021810_00000362052_00132_24234_2954.N1	19-OCT-2006 02:18:10	Bright	36.000	58	21Alp And	2.0730	11000.	72	24234	No
24	GOM_NL__2PRFIN20061019_022639_00000342052_00132_24234_2955.N1	19-OCT-2006 02:26:39	Bright	34.000	74	11Bet Cas	2.2680	6600.0	68	24234	No
25	GOM_NL__2PRFIN20061019_023512_00000332052_00132_24234_2956.N1	19-OCT-2006 02:35:12	Bright	32.500	49	1Alp UMi	1.9900	6300.0	65	24234	No
26	GOM_NL__2PRFIN20061019_023823_00000372052_00132_24234_2957.N1	19-OCT-2006 02:38:23	Bright	36.500	60	7Bet UMi	2.0810	3950.0	73	24234	No
27	GOM_NL__2PRFIN20061019_024327_00000382052_00132_24234_2958.N1	19-OCT-2006 02:43:27	Bright	37.500	36	50Alp UMa	1.8000	6300.0	75	24234	No
28	GOM_NL__2PRFIN20061019_024501_00000362052_00132_24234_2959.N1	19-OCT-2006 02:45:01	Bright	36.000	82	48Bet UMa	2.3650	10600.	72	24234	No
29	GOM_NL__2PRFIN20061019_024827_00000342052_00132_24234_2960.N1	19-OCT-2006 02:48:27	Bright	33.500	174	52Psi UMa	3.0040	4400.0	67	24234	No
30	GOM_NL__2PRFIN20061019_025517_00000342052_00132_24234_2961.N1	19-OCT-2006 02:55:17	Bright	33.500	96	68Del Leo	2.5600	9300.0	67	24234	No
31	GOM_NL__2PRFIN20061019_031449_00000412052_00132_24234_2962.N1	19-OCT-2006 03:14:49	Dark	40.500	113	Mu Vel	2.6920	5000.0	81	24234	No
32	GOM_NL__2PRFIN20061019_031903_00000392052_00133_24235_2950.N1	19-OCT-2006 03:19:03	Dark	39.000	46	Del Vel	1.9540	10600.	78	24235	No
33	GOM_NL__2PRFIN20061019_032116_00000392052_00133_24235_2951.N1	19-OCT-2006 03:21:16	Dark	38.500	29	Bet Car	1.6720	10200.	77	24235	No
34	GOM_NL__2PRFIN20061019_033219_00000372052_00133_24235_2952.N1	19-OCT-2006 03:32:19	Dark	37.000	143	Alp Hyi	2.8570	7200.0	74	24235	No
35	GOM_NL__2PRFIN20061019_033345_00000402052_00133_24235_2953.N1	19-OCT-2006 03:33:45	Dark	39.500	9	Alp Eri	0.45300	24000.	79	24235	No
36	GOM_NL__2PRFIN20061019_033842_00000412052_00133_24235_2954.N1	19-OCT-2006 03:38:42	Straylight	41.000	84	Alp Phe	2.3970	4500.0	82	24235	No
37	GOM_NL__2PRFIN20061019_034516_00000452052_00133_24235_2955.N1	19-OCT-2006 03:45:16	Straylight	44.500	52	16Bet Cet	2.0370	4500.0	89	24235	No
38	GOM_NL__2PRFIN20061019_035450_00000352052_00133_24235_2956.N1	19-OCT-2006 03:54:50	Bright	35.000	140	88Gam Peg	2.8340	26000.	70	24235	No
39	GOM_NL__2PRFIN20061019_035846_00000362052_00133_24235_2957.N1	19-OCT-2006 03:58:46	Bright	36.000	58	21Alp And	2.0730	11000.	72	24235	No
40	GOM_NL__2PRFIN20061019_040715_00000352052_00133_24235_2958.N1	19-OCT-2006 04:07:15	Bright	34.500	74	11Bet Cas	2.2680	6600.0	69	24235	No
41	GOM_NL__2PRFIN20061019_041548_00000352052_00133_24235_2959.N1	19-OCT-2006 04:15:48	Bright	35.000	49	1Alp UMi	1.9900	6300.0	70	24235	No
42	GOM_NL__2PRFIN20061019_041859_00000372052_00133_24235_2960.N1	19-OCT-2006 04:18:59	Bright	37.000	60	7Bet UMi	2.0810	3950.0	74	24235	No

43	GOM_NL__2PRFIN20061019_042403_000000382052_00133_24235_2961.N1	19-OCT-2006 04:24:03	Bright	37.500	36	50Alp UMa	1.8000	6300.0	75	24235	No
44	GOM_NL__2PRFIN20061019_042536_000000362052_00133_24235_2962.N1	19-OCT-2006 04:25:36	Bright	36.000	82	48Bet UMa	2.3650	10600.	72	24235	No
45	GOM_NL__2PRFIN20061019_042903_000000362052_00133_24235_2963.N1	19-OCT-2006 04:29:03	Bright	36.000	174	52Psi UMa	3.0040	4400.0	72	24235	No
46	GOM_NL__2PRFIN20061019_043554_000000342052_00133_24235_2964.N1	19-OCT-2006 04:35:54	Bright	33.500	96	68Del Leo	2.5600	9300.0	67	24235	No
47	GOM_NL__2PRFIN20061019_045525_000000392052_00133_24235_2965.N1	19-OCT-2006 04:55:25	Dark	39.000	113	Mu Vel	2.6920	5000.0	78	24235	No
48	GOM_NL__2PRFIN20061019_045940_000000412052_00134_24236_2952.N1	19-OCT-2006 04:59:40	Dark	40.500	46	Del Vel	1.9540	10600.	81	24236	No
49	GOM_NL__2PRFIN20061019_050152_000000372052_00134_24236_2953.N1	19-OCT-2006 05:01:52	Dark	37.000	29	Bet Car	1.6720	10200.	74	24236	No
50	GOM_NL__2PRFIN20061019_051255_000000372052_00134_24236_2954.N1	19-OCT-2006 05:12:55	Dark	37.000	143	Alp Hyi	2.8570	7200.0	74	24236	No
51	GOM_NL__2PRFIN20061019_051421_000000492052_00134_24236_2955.N1	19-OCT-2006 05:14:21	Dark	49.000	9	Alp Eri	0.45300	24000.	98	24236	No
52	GOM_NL__2PRFIN20061019_051918_000000402052_00134_24236_2956.N1	19-OCT-2006 05:19:18	Straylight	40.000	84	Alp Phe	2.3970	4500.0	80	24236	No
53	GOM_NL__2PRFIN20061019_052553_000000432052_00134_24236_2957.N1	19-OCT-2006 05:25:53	Straylight	43.000	52	16Bet Cet	2.0370	4500.0	86	24236	No
54	GOM_NL__2PRFIN20061019_053526_000000362052_00134_24236_2958.N1	19-OCT-2006 05:35:26	Bright	35.500	140	88Gam Peg	2.8340	26000.	71	24236	No
55	GOM_NL__2PRFIN20061019_053922_000000362052_00134_24236_2959.N1	19-OCT-2006 05:39:22	Bright	36.000	58	21Alp And	2.0730	11000.	72	24236	No
56	GOM_NL__2PRFIN20061019_054751_000000362052_00134_24236_2960.N1	19-OCT-2006 05:47:51	Bright	35.500	74	11Bet Cas	2.2680	6600.0	71	24236	No
57	GOM_NL__2PRFIN20061019_055624_000000362052_00134_24236_2961.N1	19-OCT-2006 05:56:24	Bright	36.000	49	1Alp UMi	1.9900	6300.0	72	24236	No
58	GOM_NL__2PRFIN20061019_055935_000000362052_00134_24236_2962.N1	19-OCT-2006 05:59:35	Bright	35.500	60	7Bet UMi	2.0810	3950.0	71	24236	No
59	GOM_NL__2PRFIN20061019_060439_000000362052_00134_24236_2963.N1	19-OCT-2006 06:04:39	Bright	36.000	36	50Alp UMa	1.8000	6300.0	72	24236	No
60	GOM_NL__2PRFIN20061019_060613_000000372052_00134_24236_2964.N1	19-OCT-2006 06:06:13	Bright	37.000	82	48Bet UMa	2.3650	10600.	74	24236	No
61	GOM_NL__2PRFIN20061019_060939_000000362052_00134_24236_2965.N1	19-OCT-2006 06:09:39	Bright	35.500	174	52Psi UMa	3.0040	4400.0	71	24236	No
62	GOM_NL__2PRFIN20061019_061630_000000342052_00134_24236_2966.N1	19-OCT-2006 06:16:30	Bright	33.500	96	68Del Leo	2.5600	9300.0	67	24236	No
63	GOM_NL__2PRFIN20061019_063602_000000392052_00134_24236_2967.N1	19-OCT-2006 06:36:02	Dark	38.500	113	Mu Vel	2.6920	5000.0	77	24236	No
64	GOM_NL__2PRFIN20061019_064016_000000402052_00135_24237_2954.N1	19-OCT-2006 06:40:16	Dark	40.000	46	Del Vel	1.9540	10600.	80	24237	No
65	GOM_NL__2PRFIN20061019_064228_000000372052_00135_24237_2955.N1	19-OCT-2006 06:42:28	Dark	37.000	29	Bet Car	1.6720	10200.	74	24237	No
66	GOM_NL__2PRFIN20061019_065332_000000382052_00135_24237_2956.N1	19-OCT-2006 06:53:32	Dark	37.500	143	Alp Hyi	2.8570	7200.0	75	24237	No
67	GOM_NL__2PRFIN20061019_065457_000000512052_00135_24237_2957.N1	19-OCT-2006 06:54:57	Dark	50.500	9	Alp Eri	0.45300	24000.	101	24237	No
68	GOM_NL__2PRFIN20061019_065955_000000442052_00135_24237_2958.N1	19-OCT-2006 06:59:55	Straylight	43.500	84	Alp Phe	2.3970	4500.0	87	24237	No
69	GOM_NL__2PRFIN20061019_070629_000000402052_00135_24237_2959.N1	19-OCT-2006 07:06:29	Straylight	39.500	52	16Bet Cet	2.0370	4500.0	79	24237	No
70	GOM_NL__2PRFIN20061019_071602_000000362052_00135_24237_2960.N1	19-OCT-2006 07:16:02	Bright	35.500	140	88Gam Peg	2.8340	26000.	71	24237	No
71	GOM_NL__2PRFIN20061019_071958_000000362052_00135_24237_2961.N1	19-OCT-2006 07:19:58	Bright	36.000	58	21Alp And	2.0730	11000.	72	24237	No
72	GOM_NL__2PRFIN20061019_072827_000000372052_00135_24237_2962.N1	19-OCT-2006 07:28:27	Bright	36.500	74	11Bet Cas	2.2680	6600.0	73	24237	No
73	GOM_NL__2PRFIN20061019_073700_000000362052_00135_24237_2963.N1	19-OCT-2006 07:37:00	Bright	35.500	49	1Alp UMi	1.9900	6300.0	71	24237	No
74	GOM_NL__2PRFIN20061019_074011_000000362052_00135_24237_2964.N1	19-OCT-2006 07:40:11	Bright	36.000	60	7Bet UMi	2.0810	3950.0	72	24237	No
75	GOM_NL__2PRFIN20061019_074515_000000382052_00135_24237_2965.N1	19-OCT-2006 07:45:15	Bright	37.500	36	50Alp UMa	1.8000	6300.0	75	24237	No
76	GOM_NL__2PRFIN20061019_075015_000000532052_00135_24237_2966.N1	19-OCT-2006 07:50:15	Bright	53.000	174	52Psi UMa	3.0040	4400.0	106	24237	No
77	GOM_NL__2PRFIN20061019_075706_000000342052_00135_24237_2967.N1	19-OCT-2006 07:57:06	Bright	33.500	96	68Del Leo	2.5600	9300.0	67	24237	No
78	GOM_NL__2PRFIN20061019_081638_000000382052_00135_24237_2968.N1	19-OCT-2006 08:16:38	Dark	38.000	113	Mu Vel	2.6920	5000.0	76	24237	No
79	GOM_NL__2PRFIN20061019_082053_000000432052_00136_24238_2956.N1	19-OCT-2006 08:20:53	Dark	42.500	46	Del Vel	1.9540	10600.	85	24238	No
80	GOM_NL__2PRFIN20061019_082304_000000392052_00136_24238_2957.N1	19-OCT-2006 08:23:04	Dark	38.500	29	Bet Car	1.6720	10200.	77	24238	No
81	GOM_NL__2PRFIN20061019_083408_000000382052_00136_24238_2958.N1	19-OCT-2006 08:34:08	Dark	37.500	143	Alp Hyi	2.8570	7200.0	75	24238	No
82	GOM_NL__2PRFIN20061019_083534_000000472052_00136_24238_2959.N1	19-OCT-2006 08:35:34	Dark	47.000	9	Alp Eri	0.45300	24000.	94	24238	No
83	GOM_NL__2PRFIN20061019_084031_000000442052_00136_24238_2960.N1	19-OCT-2006 08:40:31	Straylight	43.500	84	Alp Phe	2.3970	4500.0	87	24238	No
84	GOM_NL__2PRFIN20061019_084705_000000442052_00136_24238_2961.N1	19-OCT-2006 08:47:05	Straylight	43.500	52	16Bet Cet	2.0370	4500.0	87	24238	No
85	GOM_NL__2PRFIN20061019_085638_000000362052_00136_24238_2962.N1	19-OCT-2006 08:56:38	Bright	35.500	140	88Gam Peg	2.8340	26000.	71	24238	No
86	GOM_NL__2PRFIN20061019_090034_000000362052_00136_24238_2963.N1	19-OCT-2006 09:00:34	Bright	35.500	58	21Alp And	2.0730	11000.	71	24238	No
87	GOM_NL__2PRFIN20061019_090829_000000312052_00136_24238_2964.N1	19-OCT-2006 09:08:29	Bright	31.000	68	18Alp Cas	2.2250	4500.0	62	24238	No
88	GOM_NL__2PRFIN20061019_091736_000000342052_00136_24238_2965.N1	19-OCT-2006 09:17:36	Bright	33.500	49	1Alp UMi	1.9900	6300.0	67	24238	No
89	GOM_NL__2PRFIN20061019_092047_000000422052_00136_24238_2966.N1	19-OCT-2006 09:20:47	Bright	42.000	60	7Bet UMi	2.0810	3950.0	84	24238	No
90	GOM_NL__2PRFIN20061019_092550_000000362052_00136_24238_2967.N1	19-OCT-2006 09:25:50	Bright	35.500	36	50Alp UMa	1.8000	6300.0	71	24238	No
91	GOM_NL__2PRFIN20061019_092724_000000512052_00136_24238_2968.N1	19-OCT-2006 09:27:24	Bright	50.500	82	48Bet UMa	2.3650	10600.	101	24238	No
92	GOM_NL__2PRFIN20061019_093051_000000422052_00136_24238_2969.N1	19-OCT-2006 09:30:51	Bright	42.000	174	52Psi UMa	3.0040	4400.0	84	24238	No
93	GOM_NL__2PRFIN20061019_093742_000000332052_00136_24238_2970.N1	19-OCT-2006 09:37:42	Bright	33.000	96	68Del Leo	2.5600	9300.0	66	24238	No
94	GOM_NL__2PRFIN20061019_095714_000000402052_00136_24238_2971.N1	19-OCT-2006 09:57:14	Dark	39.500	113	Mu Vel	2.6920	5000.0	79	24238	No
95	GOM_NL__2PRFIN20061019_100129_000000402052_00137_24239_2957.N1	19-OCT-2006 10:01:29	Dark	39.500	46	Del Vel	1.9540	10600.	79	24239	No
96	GOM_NL__2PRFIN20061019_100341_000000352052_00137_24239_2958.N1	19-OCT-2006 10:03:41	Dark	35.000	29	Bet Car	1.6720	10200.	70	24239	No
97	GOM_NL__2PRFIN20061019_101444_000000372052_00137_24239_2959.N1	19-OCT-2006 10:14:44	Dark	36.500	143	Alp Hyi	2.8570	7200.0	73	24239	No
98	GOM_NL__2PRFIN20061019_101610_000000472052_00137_24239_2960.N1	19-OCT-2006 10:16:10	Dark	46.500	9	Alp Eri	0.45300	24000.	93	24239	No
99	GOM_NL__2PRFIN20061019_102107_000000392052_00137_24239_2961.N1	19-OCT-2006 10:21:07	Straylight	38.500	84	Alp Phe	2.3970	4500.0	77	24239	No
100	GOM_NL__2PRFIN20061019_102741_000000452052_00137_24239_2962.N1	19-OCT-2006 10:27:41	Straylight	44.500	52	16Bet Cet	2.0370	4500.0	89	24239	No
101	GOM_NL__2PRFIN20061019_103714_000000352052_00137_24239_2963.N1	19-OCT-2006 10:37:14	Bright	35.000	140	88Gam Peg	2.8340	26000.	70	24239	No



102	GOM_NL__2PRFIN20061019_104110_000000352052_00137_24239_2964.N1	19-OCT-2006 10:41:10	Bright	35.000	58	21Alp And	2.0730	11000.	70	24239	No
103	GOM_NL__2PRFIN20061019_104905_000000312052_00137_24239_2965.N1	19-OCT-2006 10:49:05	Bright	31.000	68	18Alp Cas	2.2250	4500.0	62	24239	No
104	GOM_NL__2PRFIN20061019_105812_000000352052_00137_24239_2966.N1	19-OCT-2006 10:58:12	Bright	34.500	49	1Alp UMi	1.9900	6300.0	69	24239	No
105	GOM_NL__2PRFIN20061019_110123_000000362052_00137_24239_2967.N1	19-OCT-2006 11:01:23	Bright	36.000	60	7Bet UMi	2.0810	3950.0	72	24239	No
106	GOM_NL__2PRFIN20061019_110626_000000362052_00137_24239_2968.N1	19-OCT-2006 11:06:26	Bright	36.000	36	50Alp UMa	1.8000	6300.0	72	24239	No
107	GOM_NL__2PRFIN20061019_110800_000000362052_00137_24239_2969.N1	19-OCT-2006 11:08:00	Bright	36.000	82	48Bet UMa	2.3650	10600.	72	24239	No
108	GOM_NL__2PRFIN20061019_111127_000000352052_00137_24239_2970.N1	19-OCT-2006 11:11:27	Bright	35.000	174	52Psi UMa	3.0040	4400.0	70	24239	No
109	GOM_NL__2PRFIN20061019_111818_000000342052_00137_24239_2971.N1	19-OCT-2006 11:18:18	Bright	33.500	96	68Del Leo	2.5600	9300.0	67	24239	No
110	GOM_NL__2PRFIN20061019_113750_000000402052_00137_24239_2972.N1	19-OCT-2006 11:37:50	Dark	40.000	113	Mu Vel	2.6920	5000.0	80	24239	No
111	GOM_NL__2PRFIN20061019_114206_000000402052_00138_24240_2958.N1	19-OCT-2006 11:42:06	Dark	39.500	46	Del Vel	1.9540	10600.	79	24240	No
112	GOM_NL__2PRFIN20061019_114417_000000372052_00138_24240_2959.N1	19-OCT-2006 11:44:17	Dark	37.000	29	Bet Car	1.6720	10200.	74	24240	No
113	GOM_NL__2PRFIN20061019_115520_000000372052_00138_24240_2960.N1	19-OCT-2006 11:55:20	Dark	36.500	143	Alp Hyi	2.8570	7200.0	73	24240	No
114	GOM_NL__2PRFIN20061019_115646_000000422052_00138_24240_2961.N1	19-OCT-2006 11:56:46	Dark	42.000	9	Alp Eri	0.45300	24000.	84	24240	No
115	GOM_NL__2PRFIN20061019_120143_000000402052_00138_24240_2962.N1	19-OCT-2006 12:01:43	Straylight	39.500	84	Alp Phe	2.3970	4500.0	79	24240	No
116	GOM_NL__2PRFIN20061019_120817_000000442052_00138_24240_2963.N1	19-OCT-2006 12:08:17	Straylight	44.000	52	16Bet Cet	2.0370	4500.0	88	24240	No
117	GOM_NL__2PRFIN20061019_121750_000000352052_00138_24240_2964.N1	19-OCT-2006 12:17:50	Bright	35.000	140	88Gam Peg	2.8340	26000.	70	24240	No
118	GOM_NL__2PRFIN20061019_122146_000000372052_00138_24240_2965.N1	19-OCT-2006 12:21:46	Bright	36.500	58	21Alp And	2.0730	11000.	73	24240	No
119	GOM_NL__2PRFIN20061019_122940_000000382052_00138_24240_2966.N1	19-OCT-2006 12:29:40	Bright	37.500	68	18Alp Cas	2.2250	4500.0	75	24240	No
120	GOM_NL__2PRFIN20061019_123848_000000362052_00138_24240_2967.N1	19-OCT-2006 12:38:48	Bright	36.000	49	1Alp UMi	1.9900	6300.0	72	24240	No
121	GOM_NL__2PRFIN20061019_124200_000000352052_00138_24240_2968.N1	19-OCT-2006 12:42:00	Bright	35.000	60	7Bet UMi	2.0810	3950.0	70	24240	No
122	GOM_NL__2PRFIN20061019_124702_000000372052_00138_24240_2969.N1	19-OCT-2006 12:47:02	Bright	37.000	36	50Alp UMa	1.8000	6300.0	74	24240	No
123	GOM_NL__2PRFIN20061019_124836_000000372052_00138_24240_2970.N1	19-OCT-2006 12:48:36	Bright	36.500	82	48Bet UMa	2.3650	10600.	73	24240	No
124	GOM_NL__2PRFIN20061019_125203_000000362052_00138_24240_2971.N1	19-OCT-2006 12:52:03	Bright	36.000	174	52Psi UMa	3.0040	4400.0	72	24240	No
125	GOM_NL__2PRFIN20061019_125854_000000342052_00138_24240_2972.N1	19-OCT-2006 12:58:54	Bright	34.000	96	68Del Leo	2.5600	9300.0	68	24240	No
126	GOM_NL__2PRFIN20061019_131826_000000402052_00138_24240_2973.N1	19-OCT-2006 13:18:26	Dark	39.500	113	Mu Vel	2.6920	5000.0	79	24240	No
127	GOM_NL__2PRFIN20061019_132242_000000402052_00139_24241_2959.N1	19-OCT-2006 13:22:42	Dark	39.500	46	Del Vel	1.9540	10600.	79	24241	No
128	GOM_NL__2PRFIN20061019_132453_000000372052_00139_24241_2960.N1	19-OCT-2006 13:24:53	Dark	37.000	29	Bet Car	1.6720	10200.	74	24241	No
129	GOM_NL__2PRFIN20061019_133556_000000392052_00139_24241_2961.N1	19-OCT-2006 13:35:56	Dark	38.500	143	Alp Hyi	2.8570	7200.0	77	24241	No
130	GOM_NL__2PRFIN20061019_133722_000000432052_00139_24241_2962.N1	19-OCT-2006 13:37:22	Dark	42.500	9	Alp Eri	0.45300	24000.	85	24241	No
131	GOM_NL__2PRFIN20061019_134219_000000412052_00139_24241_2963.N1	19-OCT-2006 13:42:19	Straylight	40.500	84	Alp Phe	2.3970	4500.0	81	24241	No
132	GOM_NL__2PRFIN20061019_134853_000000432052_00139_24241_2964.N1	19-OCT-2006 13:48:53	Straylight	42.500	52	16Bet Cet	2.0370	4500.0	85	24241	No
133	GOM_NL__2PRFIN20061019_135826_000000342052_00139_24241_2965.N1	19-OCT-2006 13:58:26	Bright	33.500	140	88Gam Peg	2.8340	26000.	67	24241	No
134	GOM_NL__2PRFIN20061019_140222_000000362052_00139_24241_2966.N1	19-OCT-2006 14:02:22	Bright	36.000	58	21Alp And	2.0730	11000.	72	24241	No
135	GOM_NL__2PRFIN20061019_141016_000000382052_00139_24241_2967.N1	19-OCT-2006 14:10:16	Bright	37.500	68	18Alp Cas	2.2250	4500.0	75	24241	No
136	GOM_NL__2PRFIN20061019_141923_000000352052_00139_24241_2968.N1	19-OCT-2006 14:19:23	Bright	34.500	49	1Alp UMi	1.9900	6300.0	69	24241	No
137	GOM_NL__2PRFIN20061019_142236_000000342052_00139_24241_2969.N1	19-OCT-2006 14:22:36	Bright	33.500	60	7Bet UMi	2.0810	3950.0	67	24241	No
138	GOM_NL__2PRFIN20061019_142738_000000382052_00139_24241_2970.N1	19-OCT-2006 14:27:38	Bright	37.500	36	50Alp UMa	1.8000	6300.0	75	24241	No
139	GOM_NL__2PRFIN20061019_142912_000000362052_00139_24241_2971.N1	19-OCT-2006 14:29:12	Bright	35.500	82	48Bet UMa	2.3650	10600.	71	24241	No
140	GOM_NL__2PRFIN20061019_143239_000000382052_00139_24241_2972.N1	19-OCT-2006 14:32:39	Bright	37.500	174	52Psi UMa	3.0040	4400.0	75	24241	No
141	GOM_NL__2PRFIN20061019_143930_000000352052_00139_24241_2973.N1	19-OCT-2006 14:39:30	Bright	34.500	96	68Del Leo	2.5600	9300.0	69	24241	No
142	GOM_NL__2PRFIN20061019_145902_000000402052_00139_24241_2974.N1	19-OCT-2006 14:59:02	Dark	40.000	113	Mu Vel	2.6920	5000.0	80	24241	No
143	GOM_NL__2PRFIN20061019_150319_000000402052_00140_24242_2960.N1	19-OCT-2006 15:03:19	Dark	40.000	46	Del Vel	1.9540	10600.	80	24242	No
144	GOM_NL__2PRFIN20061019_150529_000000382052_00140_24242_2961.N1	19-OCT-2006 15:05:29	Dark	37.500	29	Bet Car	1.6720	10200.	75	24242	No
145	GOM_NL__2PRFIN20061019_151633_000000372052_00140_24242_2962.N1	19-OCT-2006 15:16:33	Dark	37.000	143	Alp Hyi	2.8570	7200.0	74	24242	No
146	GOM_NL__2PRFIN20061019_151758_000000432052_00140_24242_2963.N1	19-OCT-2006 15:17:58	Dark	42.500	9	Alp Eri	0.45300	24000.	85	24242	No
147	GOM_NL__2PRFIN20061019_152255_000000412052_00140_24242_2964.N1	19-OCT-2006 15:22:55	Straylight	40.500	84	Alp Phe	2.3970	4500.0	81	24242	No
148	GOM_NL__2PRFIN20061019_152929_000000452052_00140_24242_2965.N1	19-OCT-2006 15:29:29	Straylight	45.000	52	16Bet Cet	2.0370	4500.0	90	24242	No
149	GOM_NL__2PRFIN20061019_153902_000000362052_00140_24242_2966.N1	19-OCT-2006 15:39:02	Bright	36.000	140	88Gam Peg	2.8340	26000.	72	24242	No
150	GOM_NL__2PRFIN20061019_154258_000000372052_00140_24242_2967.N1	19-OCT-2006 15:42:58	Bright	36.500	58	21Alp And	2.0730	11000.	73	24242	No
151	GOM_NL__2PRFIN20061019_155052_000000332052_00140_24242_2968.N1	19-OCT-2006 15:50:52	Bright	33.000	68	18Alp Cas	2.2250	4500.0	66	24242	No
152	GOM_NL__2PRFIN20061019_155959_000000362052_00140_24242_2969.N1	19-OCT-2006 15:59:59	Bright	35.500	49	1Alp UMi	1.9900	6300.0	71	24242	No
153	GOM_NL__2PRFIN20061019_160312_000000362052_00140_24242_2970.N1	19-OCT-2006 16:03:12	Bright	35.500	60	7Bet UMi	2.0810	3950.0	71	24242	No
154	GOM_NL__2PRFIN20061019_160814_000000382052_00140_24242_2971.N1	19-OCT-2006 16:08:14	Bright	37.500	36	50Alp UMa	1.8000	6300.0	75	24242	No
155	GOM_NL__2PRFIN20061019_160948_000000352052_00140_24242_2972.N1	19-OCT-2006 16:09:48	Bright	35.000	82	48Bet UMa	2.3650	10600.	70	24242	No
156	GOM_NL__2PRFIN20061019_161315_000000352052_00140_24242_2973.N1	19-OCT-2006 16:13:15	Bright	34.500	174	52Psi UMa	3.0040	4400.0	69	24242	No
157	GOM_NL__2PRFIN20061019_162007_000000352052_00140_24242_2974.N1	19-OCT-2006 16:20:07	Bright	34.500	96	68Del Leo	2.5600	9300.0	69	24242	No
158	GOM_NL__2PRFIN20061019_163939_000000382052_00140_24242_2975.N1	19-OCT-2006 16:39:39	Dark	37.500	113	Mu Vel	2.6920	5000.0	75	24242	No
159	GOM_NL__2PRFIN20061019_164355_000000402052_00141_24243_2961.N1	19-OCT-2006 16:43:55	Dark	40.000	46	Del Vel	1.9540	10600.	80	24243	No
160	GOM_NL__2PRFIN20061019_164605_000000372052_00141_24243_2962.N1	19-OCT-2006 16:46:05	Dark	37.000	29	Bet Car	1.6720	10200.	74	24243	No

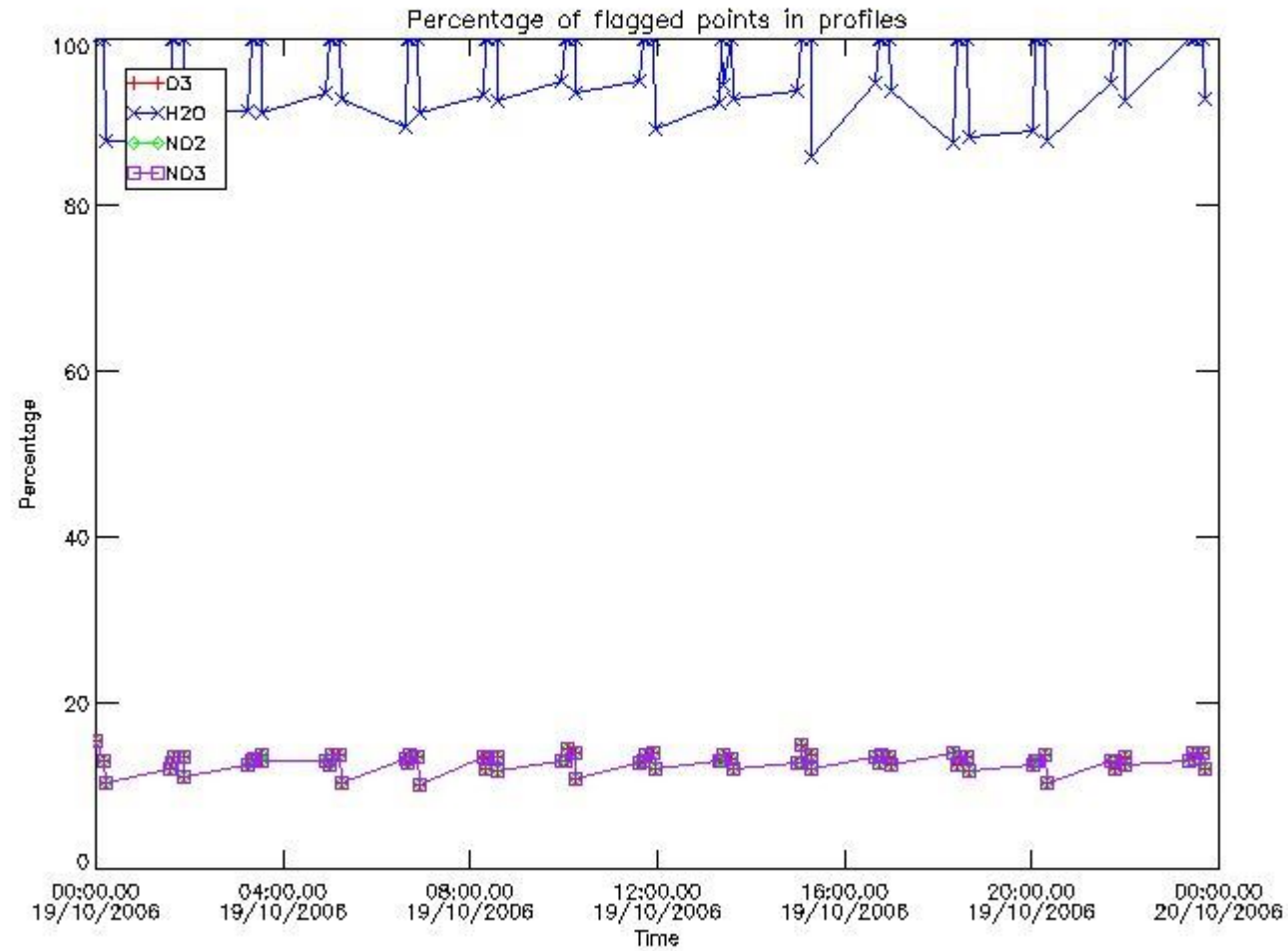
161	GOM_NL__2PRFIN20061019_165709_000000382052_00141_24243_2963.N1	19-OCT-2006 16:57:09	Dark	38.000	143	Alp Hyi	2.8570	7200.0	76	24243	No
162	GOM_NL__2PRFIN20061019_165835_000000402052_00141_24243_2964.N1	19-OCT-2006 16:58:35	Dark	40.000	9	Alp Eri	0.45300	24000.	80	24243	No
163	GOM_NL__2PRFIN20061019_170331_000000412052_00141_24243_2965.N1	19-OCT-2006 17:03:31	Straylight	40.500	84	Alp Phe	2.3970	4500.0	81	24243	No
164	GOM_NL__2PRFIN20061019_171005_000000442052_00141_24243_2966.N1	19-OCT-2006 17:10:05	Straylight	44.000	52	16Bet Cet	2.0370	4500.0	88	24243	No
165	GOM_NL__2PRFIN20061019_171939_000000362052_00141_24243_2967.N1	19-OCT-2006 17:19:39	Bright	35.500	140	88Gam Peg	2.8340	26000.	71	24243	No
166	GOM_NL__2PRFIN20061019_172334_000000362052_00141_24243_2968.N1	19-OCT-2006 17:23:34	Bright	35.500	58	21Alp And	2.0730	11000.	71	24243	No
167	GOM_NL__2PRFIN20061019_173128_000000382052_00141_24243_2969.N1	19-OCT-2006 17:31:28	Bright	37.500	68	18Alp Cas	2.2250	4500.0	75	24243	No
168	GOM_NL__2PRFIN20061019_174035_000000362052_00141_24243_2970.N1	19-OCT-2006 17:40:35	Bright	36.000	49	1Alp UMi	1.9900	6300.0	72	24243	No
169	GOM_NL__2PRFIN20061019_174348_000000382052_00141_24243_2971.N1	19-OCT-2006 17:43:48	Bright	37.500	60	7Bet UMi	2.0810	3950.0	75	24243	No
170	GOM_NL__2PRFIN20061019_174850_000000392052_00141_24243_2972.N1	19-OCT-2006 17:48:50	Bright	38.500	36	50Alp UMa	1.8000	6300.0	77	24243	No
171	GOM_NL__2PRFIN20061019_175024_000000362052_00141_24243_2973.N1	19-OCT-2006 17:50:24	Bright	36.000	82	48Bet UMa	2.3650	10600.	72	24243	No
172	GOM_NL__2PRFIN20061019_175351_000000532052_00141_24243_2974.N1	19-OCT-2006 17:53:51	Bright	53.000	174	52Psi UMa	3.0040	4400.0	106	24243	No
173	GOM_NL__2PRFIN20061019_180043_000000352052_00141_24243_2975.N1	19-OCT-2006 18:00:43	Bright	34.500	96	68Del Leo	2.5600	9300.0	69	24243	No
174	GOM_NL__2PRFIN20061019_182015_000000372052_00141_24243_2976.N1	19-OCT-2006 18:20:15	Dark	36.500	113	Mu Vel	2.6920	5000.0	73	24243	No
175	GOM_NL__2PRFIN20061019_182432_000000412052_00142_24244_3022.N1	19-OCT-2006 18:24:32	Dark	40.500	46	Del Vel	1.9540	10600.	81	24244	No
176	GOM_NL__2PRFIN20061019_182641_000000382052_00142_24244_3023.N1	19-OCT-2006 18:26:41	Dark	38.000	29	Bet Car	1.6720	10200.	76	24244	No
177	GOM_NL__2PRFIN20061019_183745_000000382052_00142_24244_3024.N1	19-OCT-2006 18:37:45	Dark	38.000	143	Alp Hyi	2.8570	7200.0	76	24244	No
178	GOM_NL__2PRFIN20061019_183911_000000432052_00142_24244_3025.N1	19-OCT-2006 18:39:11	Dark	43.000	9	Alp Eri	0.45300	24000.	86	24244	No
179	GOM_NL__2PRFIN20061019_184407_000000412052_00142_24244_3026.N1	19-OCT-2006 18:44:07	Straylight	41.000	84	Alp Phe	2.3970	4500.0	82	24244	No
180	GOM_NL__2PRFIN20061019_185041_000000432052_00142_24244_3027.N1	19-OCT-2006 18:50:41	Straylight	43.000	52	16Bet Cet	2.0370	4500.0	86	24244	No
181	GOM_NL__2PRFIN20061019_190014_000000352052_00142_24244_3028.N1	19-OCT-2006 19:00:14	Bright	35.000	140	88Gam Peg	2.8340	26000.	70	24244	No
182	GOM_NL__2PRFIN20061019_190410_000000362052_00142_24244_3029.N1	19-OCT-2006 19:04:10	Bright	36.000	58	21Alp And	2.0730	11000.	72	24244	No
183	GOM_NL__2PRFIN20061019_191204_000000382052_00142_24244_3030.N1	19-OCT-2006 19:12:04	Bright	37.500	68	18Alp Cas	2.2250	4500.0	75	24244	No
184	GOM_NL__2PRFIN20061019_192111_000000362052_00142_24244_3031.N1	19-OCT-2006 19:21:11	Bright	35.500	49	1Alp UMi	1.9900	6300.0	71	24244	No
185	GOM_NL__2PRFIN20061019_192424_000000372052_00142_24244_3032.N1	19-OCT-2006 19:24:24	Bright	36.500	60	7Bet UMi	2.0810	3950.0	73	24244	No
186	GOM_NL__2PRFIN20061019_192926_000000342052_00142_24244_3033.N1	19-OCT-2006 19:29:26	Bright	33.500	36	50Alp UMa	1.8000	6300.0	67	24244	No
187	GOM_NL__2PRFIN20061019_193100_000000362052_00142_24244_3034.N1	19-OCT-2006 19:31:00	Bright	35.500	82	48Bet UMa	2.3650	10600.	71	24244	No
188	GOM_NL__2PRFIN20061019_193427_000000532052_00142_24244_3035.N1	19-OCT-2006 19:34:27	Bright	53.000	174	52Psi UMa	3.0040	4400.0	106	24244	No
189	GOM_NL__2PRFIN20061019_194119_000000452052_00142_24244_3036.N1	19-OCT-2006 19:41:19	Bright	44.500	96	68Del Leo	2.5600	9300.0	89	24244	No
190	GOM_NL__2PRFIN20061019_200051_000000412052_00142_24244_3037.N1	19-OCT-2006 20:00:51	Dark	41.000	113	Mu Vel	2.6920	5000.0	82	24244	No
191	GOM_NL__2PRFIN20061019_200508_000000392052_00143_24245_3023.N1	19-OCT-2006 20:05:08	Dark	39.000	46	Del Vel	1.9540	10600.	78	24245	No
192	GOM_NL__2PRFIN20061019_200718_000000392052_00143_24245_3024.N1	19-OCT-2006 20:07:18	Dark	39.000	29	Bet Car	1.6720	10200.	78	24245	No
193	GOM_NL__2PRFIN20061019_201821_000000372052_00143_24245_3025.N1	19-OCT-2006 20:18:21	Dark	37.000	143	Alp Hyi	2.8570	7200.0	74	24245	No
194	GOM_NL__2PRFIN20061019_201947_000000492052_00143_24245_3026.N1	19-OCT-2006 20:19:47	Dark	49.000	9	Alp Eri	0.45300	24000.	98	24245	No
195	GOM_NL__2PRFIN20061019_202444_000000402052_00143_24245_3027.N1	19-OCT-2006 20:24:44	Straylight	40.000	84	Alp Phe	2.3970	4500.0	80	24245	No
196	GOM_NL__2PRFIN20061019_203117_000000432052_00143_24245_3028.N1	19-OCT-2006 20:31:17	Straylight	43.000	52	16Bet Cet	2.0370	4500.0	86	24245	No
197	GOM_NL__2PRFIN20061019_204050_000000362052_00143_24245_3029.N1	19-OCT-2006 20:40:50	Bright	36.000	140	88Gam Peg	2.8340	26000.	72	24245	No
198	GOM_NL__2PRFIN20061019_204446_000000352052_00143_24245_3030.N1	19-OCT-2006 20:44:46	Bright	35.000	58	21Alp And	2.0730	11000.	70	24245	No
199	GOM_NL__2PRFIN20061019_205240_000000372052_00143_24245_3031.N1	19-OCT-2006 20:52:40	Bright	37.000	68	18Alp Cas	2.2250	4500.0	74	24245	No
200	GOM_NL__2PRFIN20061019_210147_000000352052_00143_24245_3032.N1	19-OCT-2006 21:01:47	Bright	34.500	49	1Alp UMi	1.9900	6300.0	69	24245	No
201	GOM_NL__2PRFIN20061019_210501_000000342052_00143_24245_3033.N1	19-OCT-2006 21:05:01	Bright	34.000	60	7Bet UMi	2.0810	3950.0	68	24245	No
202	GOM_NL__2PRFIN20061019_211002_000000382052_00143_24245_3034.N1	19-OCT-2006 21:10:02	Bright	38.000	36	50Alp UMa	1.8000	6300.0	76	24245	No
203	GOM_NL__2PRFIN20061019_211136_000000362052_00143_24245_3035.N1	19-OCT-2006 21:11:36	Bright	36.000	82	48Bet UMa	2.3650	10600.	72	24245	No
204	GOM_NL__2PRFIN20061019_211503_000000382052_00143_24245_3036.N1	19-OCT-2006 21:15:03	Bright	38.000	174	52Psi UMa	3.0040	4400.0	76	24245	No
205	GOM_NL__2PRFIN20061019_212155_000000352052_00143_24245_3037.N1	19-OCT-2006 21:21:55	Bright	34.500	96	68Del Leo	2.5600	9300.0	69	24245	No
206	GOM_NL__2PRFIN20061019_214127_000000392052_00143_24245_3038.N1	19-OCT-2006 21:41:27	Dark	39.000	113	Mu Vel	2.6920	5000.0	78	24245	No
207	GOM_NL__2PRFIN20061019_214545_000000392052_00144_24246_3024.N1	19-OCT-2006 21:45:45	Dark	39.000	46	Del Vel	1.9540	10600.	78	24246	No
208	GOM_NL__2PRFIN20061019_214754_000000422052_00144_24246_3025.N1	19-OCT-2006 21:47:54	Dark	42.000	29	Bet Car	1.6720	10200.	84	24246	No
209	GOM_NL__2PRFIN20061019_215858_000000382052_00144_24246_3026.N1	19-OCT-2006 21:58:58	Dark	37.500	143	Alp Hyi	2.8570	7200.0	75	24246	No
210	GOM_NL__2PRFIN20061019_220023_000000412052_00144_24246_3027.N1	19-OCT-2006 22:00:23	Dark	40.500	9	Alp Eri	0.45300	24000.	81	24246	No
211	GOM_NL__2PRFIN20061019_220520_000000422052_00144_24246_3028.N1	19-OCT-2006 22:05:20	Straylight	42.000	84	Alp Phe	2.3970	4500.0	84	24246	No
212	GOM_NL__2PRFIN20061019_221153_000000392052_00144_24246_3029.N1	19-OCT-2006 22:11:53	Straylight	38.500	52	16Bet Cet	2.0370	4500.0	77	24246	No
213	GOM_NL__2PRFIN20061019_222126_000000362052_00144_24246_3030.N1	19-OCT-2006 22:21:26	Bright	36.000	140	88Gam Peg	2.8340	26000.	72	24246	No
214	GOM_NL__2PRFIN20061019_222522_000000352052_00144_24246_3031.N1	19-OCT-2006 22:25:22	Bright	35.000	58	21Alp And	2.0730	11000.	70	24246	No
215	GOM_NL__2PRFIN20061019_223315_000000372052_00144_24246_3032.N1	19-OCT-2006 22:33:15	Bright	37.000	68	18Alp Cas	2.2250	4500.0	74	24246	No
216	GOM_NL__2PRFIN20061019_224223_000000342052_00144_24246_3033.N1	19-OCT-2006 22:42:23	Bright	33.500	49	1Alp UMi	1.9900	6300.0	67	24246	No
217	GOM_NL__2PRFIN20061019_224537_000000332052_00144_24246_3034.N1	19-OCT-2006 22:45:37	Bright	32.500	60	7Bet UMi	2.0810	3950.0	65	24246	No
218	GOM_NL__2PRFIN20061019_225038_000000392052_00144_24246_3035.N1	19-OCT-2006 22:50:38	Bright	38.500	36	50Alp UMa	1.8000	6300.0	77	24246	No
219	GOM_NL__2PRFIN20061019_225212_000000362052_00144_24246_3036.N1	19-OCT-2006 22:52:12	Bright	36.000	82	48Bet UMa	2.3650	10600.	72	24246	No

220	GOM_NL__2PRFIN20061019_225539_000000472052_00144_24246_3037.N1	19-OCT-2006 22:55:39	Bright	46.500	174	52Psi UMa	3.0040	4400.0	93	24246	No
221	GOM_NL__2PRFIN20061019_230231_000000352052_00144_24246_3038.N1	19-OCT-2006 23:02:31	Bright	34.500	96	68Del Leo	2.5600	9300.0	69	24246	No
222	GOM_NL__2PRFIN20061019_232204_000000402052_00144_24246_3039.N1	19-OCT-2006 23:22:04	Dark	39.500	113	Mu Vel	2.6920	5000.0	79	24246	No
223	GOM_NL__2PRFIN20061019_232621_000000402052_00145_24247_3025.N1	19-OCT-2006 23:26:21	Dark	40.000	46	Del Vel	1.9540	10600.	80	24247	No
224	GOM_NL__2PRFIN20061019_232830_000000392052_00145_24247_3026.N1	19-OCT-2006 23:28:30	Dark	38.500	29	Bet Car	1.6720	10200.	77	24247	No
225	GOM_NL__2PRFIN20061019_233933_000000372052_00145_24247_3027.N1	19-OCT-2006 23:39:33	Dark	36.500	143	Alp Hyi	2.8570	7200.0	73	24247	No
226	GOM_NL__2PRFIN20061019_234059_000000432052_00145_24247_3028.N1	19-OCT-2006 23:40:59	Dark	42.500	9	Alp Eri	0.45300	24000.	85	24247	No
227	GOM_NL__2PRFIN20061019_234556_000000432052_00145_24247_3029.N1	19-OCT-2006 23:45:56	Straylight	43.000	84	Alp Phe	2.3970	4500.0	86	24247	No
228	GOM_NL__2PRFIN20061019_235229_000000492052_00145_24247_3030.N1	19-OCT-2006 23:52:29	Straylight	49.000	52	16Bet Cet	2.0370	4500.0	98	24247	No

### 3. Quality information per product

In this section it is plotted some information contained in the Quality Summary data set of the level 2 products. Only products in dark limb conditions and without errors (error flag in the MPH set to "0") are used.

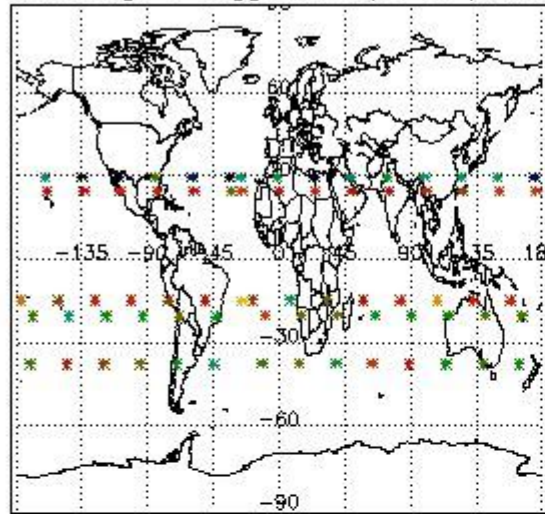
#### 3.1 Plot quality information per product (time dependant)



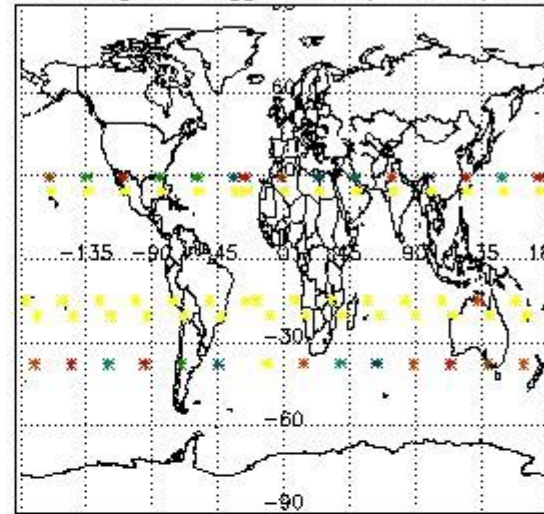
#### 3.2 Plot quality information per product (world map)



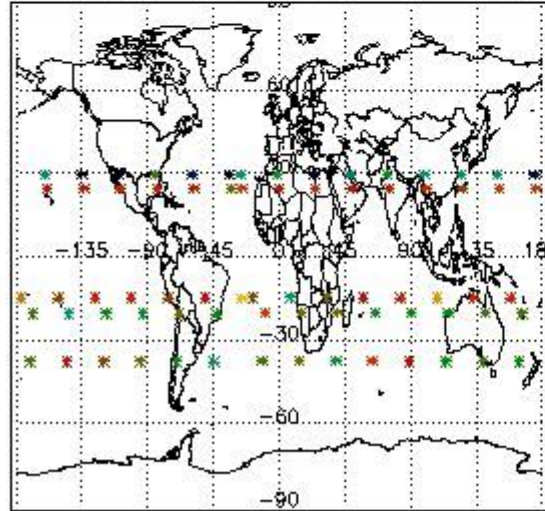
Percentage of flagged data per O3 profile



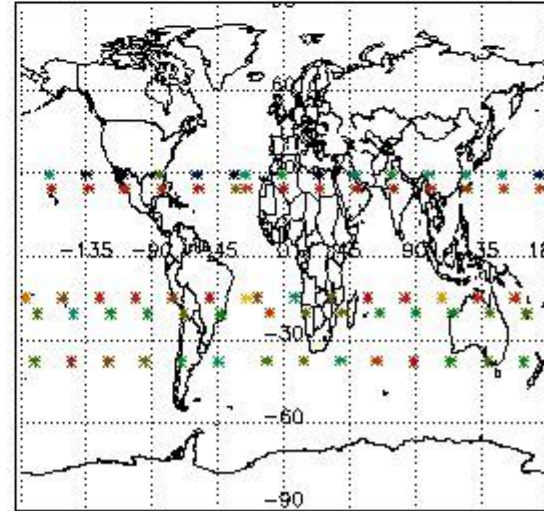
Percentage of flagged data per H2O profile



Percentage of flagged data per NO2 profile



Percentage of flagged data per NO3 profile



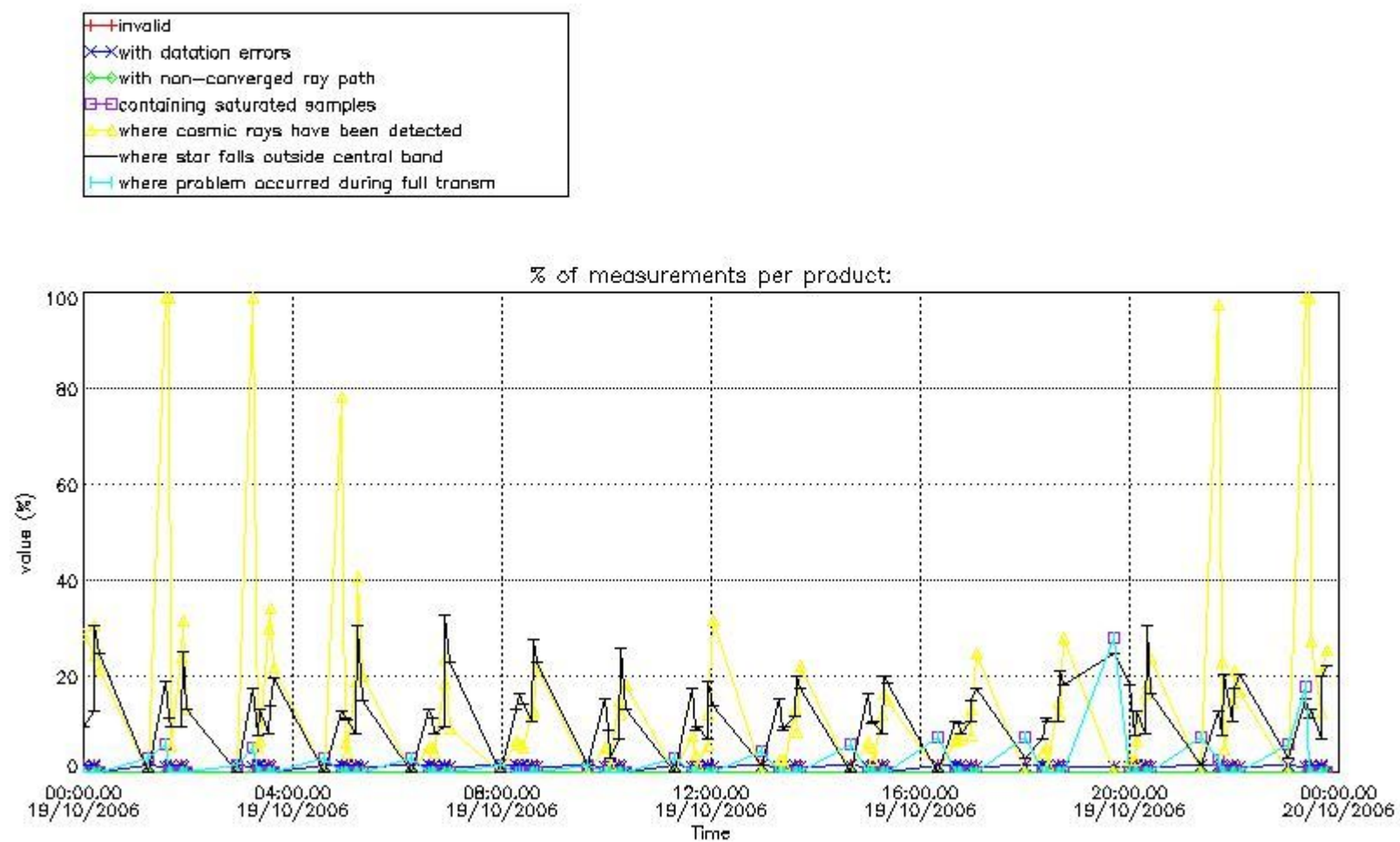
#### 4. Level 1 quality information per product

In this section it is plotted some information contained in the Quality Summary data set of the level 2 products that comes from the level 1b processing. Products without errors (error flag in the MPH set to "0") are used.

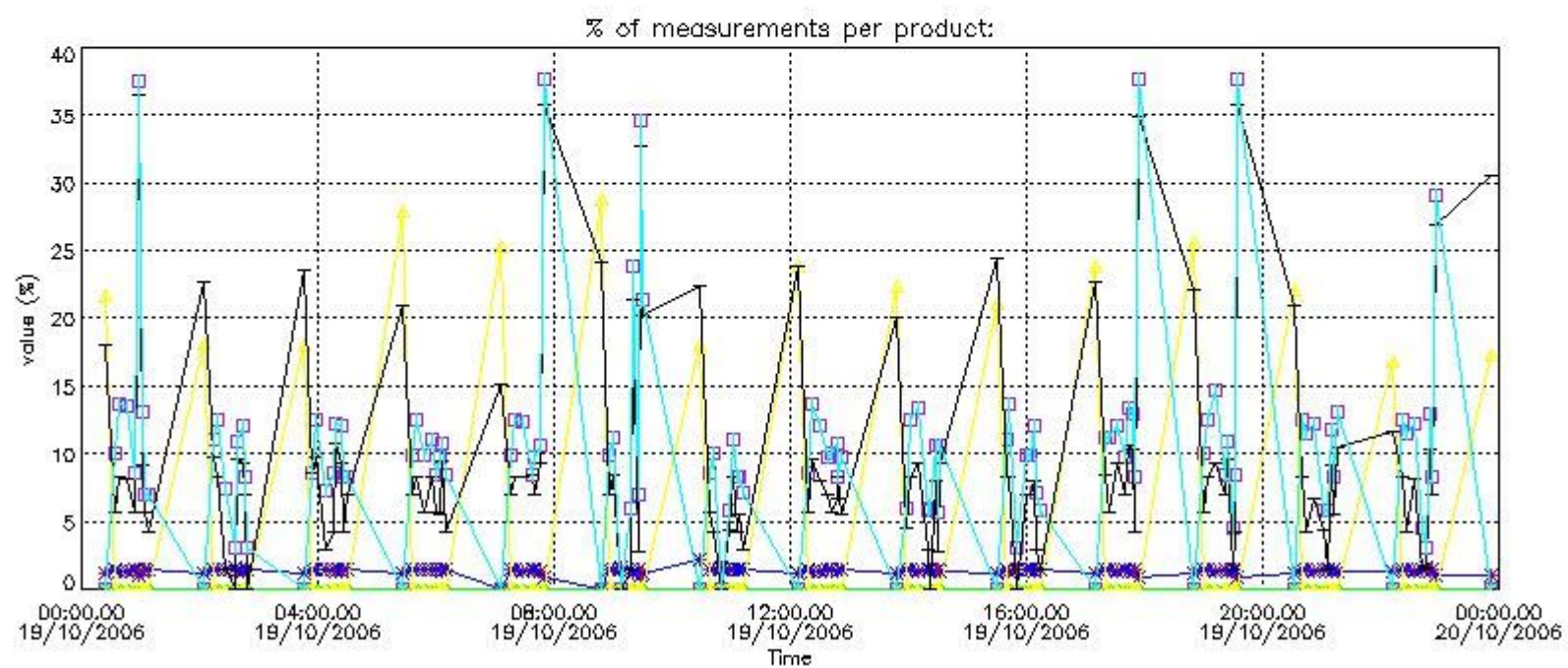
##### 4.1 Plot quality information per product (time dependant) coming from level 1b processing

###### 4.1.1 Plot level 1 quality information per product (time dependant): ENVISAT ASCENDING passes





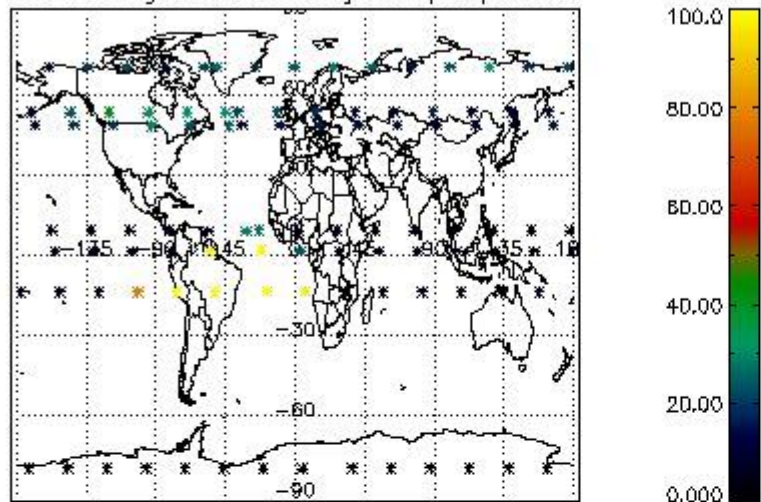
4.1.2 Plot level 1 quality information per product (time dependant): ENVI SAT DESCENDING passes



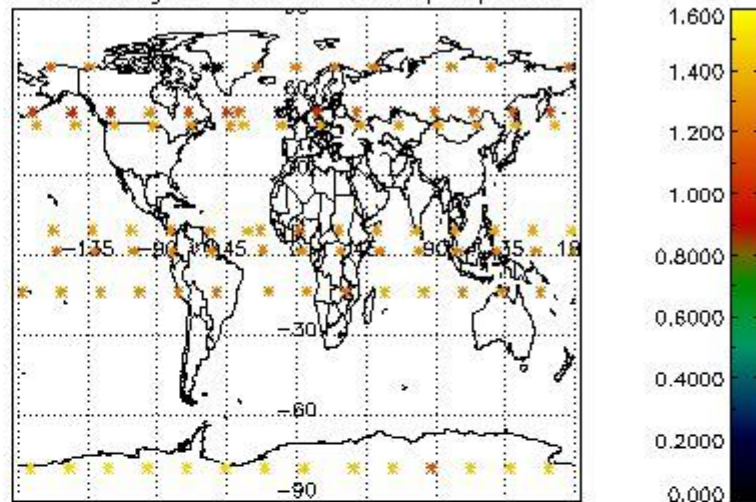
#### 4.2 Plot quality information per product coming from level 1b processing (world map)

##### 4.2.1 Plot level 1 quality information per product (world map): ENVI SAT ASCENDING passes

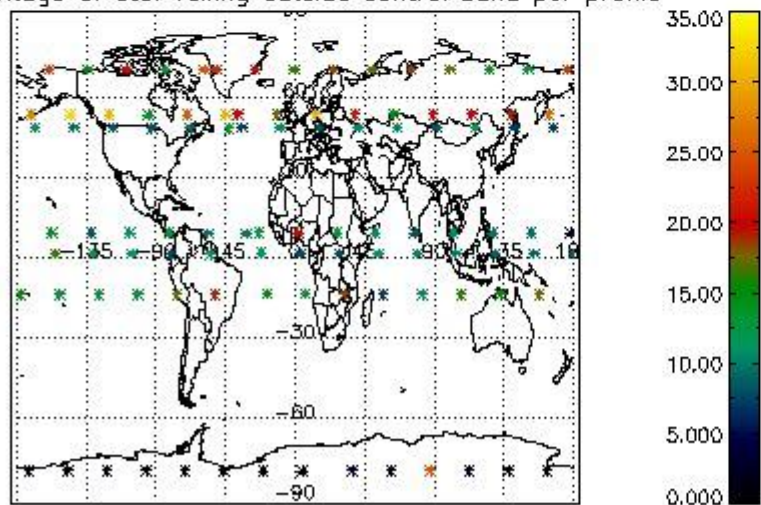
Percentage of cosmic ray hits per profile



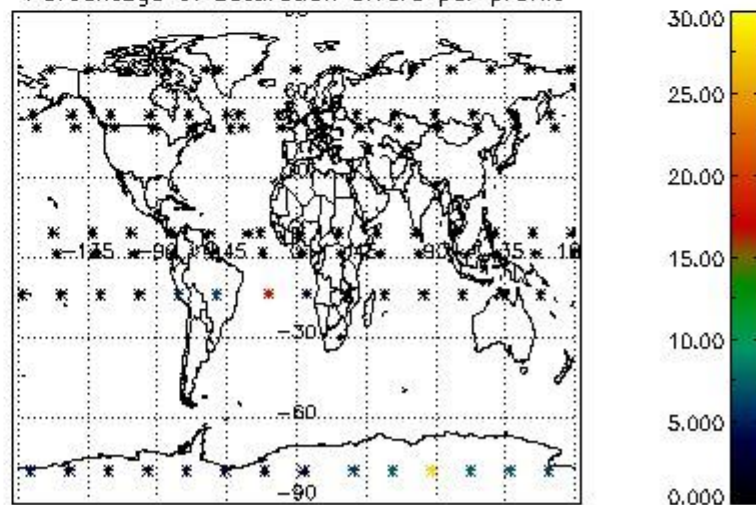
Percentage of datation errors per profile



Percentage of star falling outside central band per profile

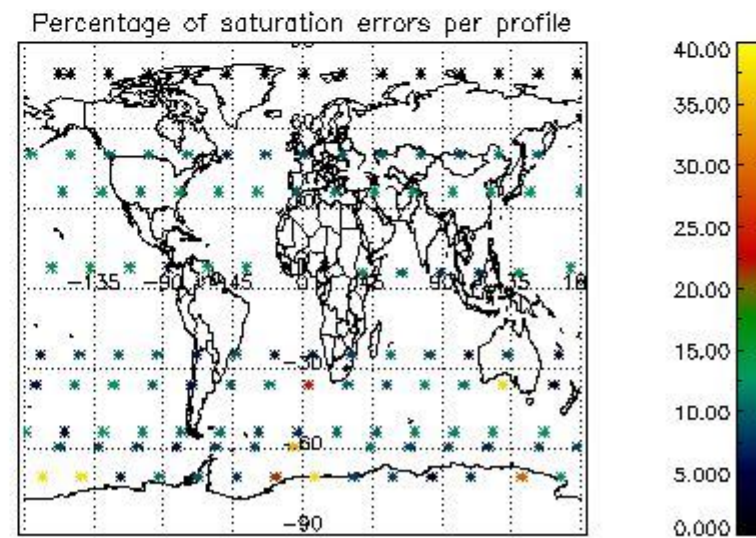
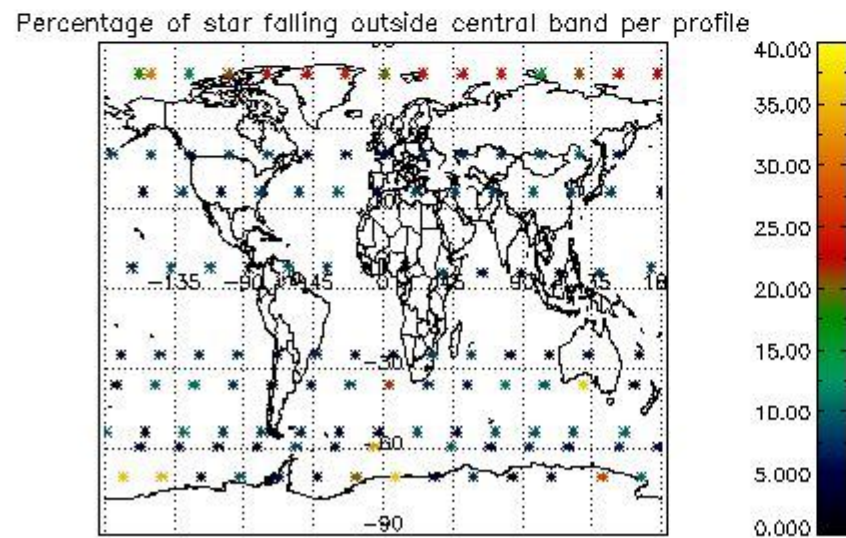
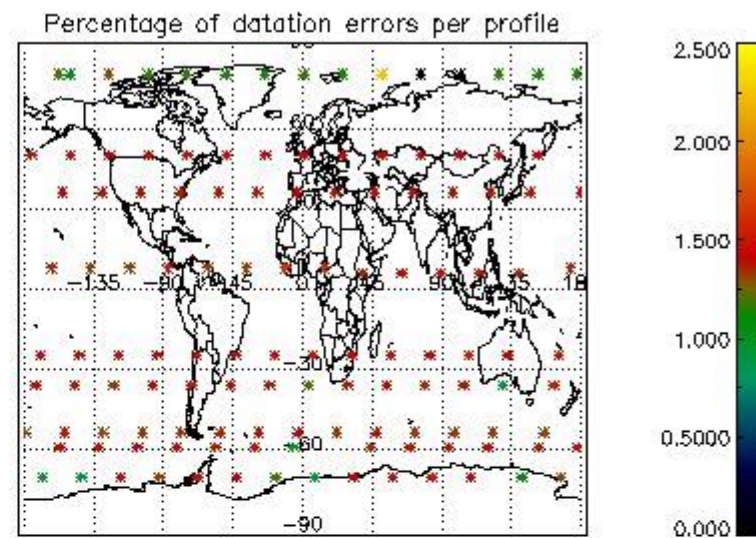
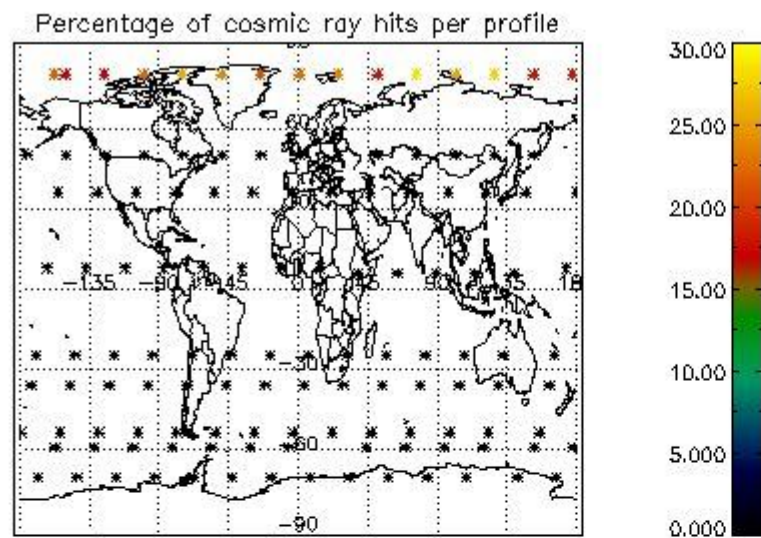


Percentage of saturation errors per profile



4.2.2 Plot level 1 quality information per product (world map): ENVISAT DESCENDING passes





## 5. Trace gas profiles

### 5.1 Ozone statistics based on quality of products

The final quality of the products can be "measured" using the STD (Standard Deviation) attached to every point profile. This information is written to the parameter GOM\_NL\_\_2P/NL\_LOCAL\_SPECIES\_DENSITY/o3\_std of the level 2 products. The table below shows the statistics for given STD ranges.

The statistics are given with respect to the overall valid production:

- Products without fatal errors: GOM\_NL\_\_2P/MPH/PRODUCT\_ERR=0
- Valid point profile: GOM\_NL\_\_2P/NL\_LOCAL\_SPECIES\_DENSITY/pcd(0)=0

The 'Criteria' is applied to valid points of dark limb products:

- Products in dark limb illumination condition: GOM\_NL\_\_2P/NL\_SUMMARY\_QUALITY/obs\_ill\_cond=0
- Products without fatal errors: GOM\_NL\_\_2P/MPH/PRODUCT\_ERR=0
- Valid point profile: GOM\_NL\_\_2P/NL\_LOCAL\_SPECIES\_DENSITY/pcd(0)=0

So, the table below shows the percentage of dark limb and valid observations for each criteria with respect to the overall valid daily observations.

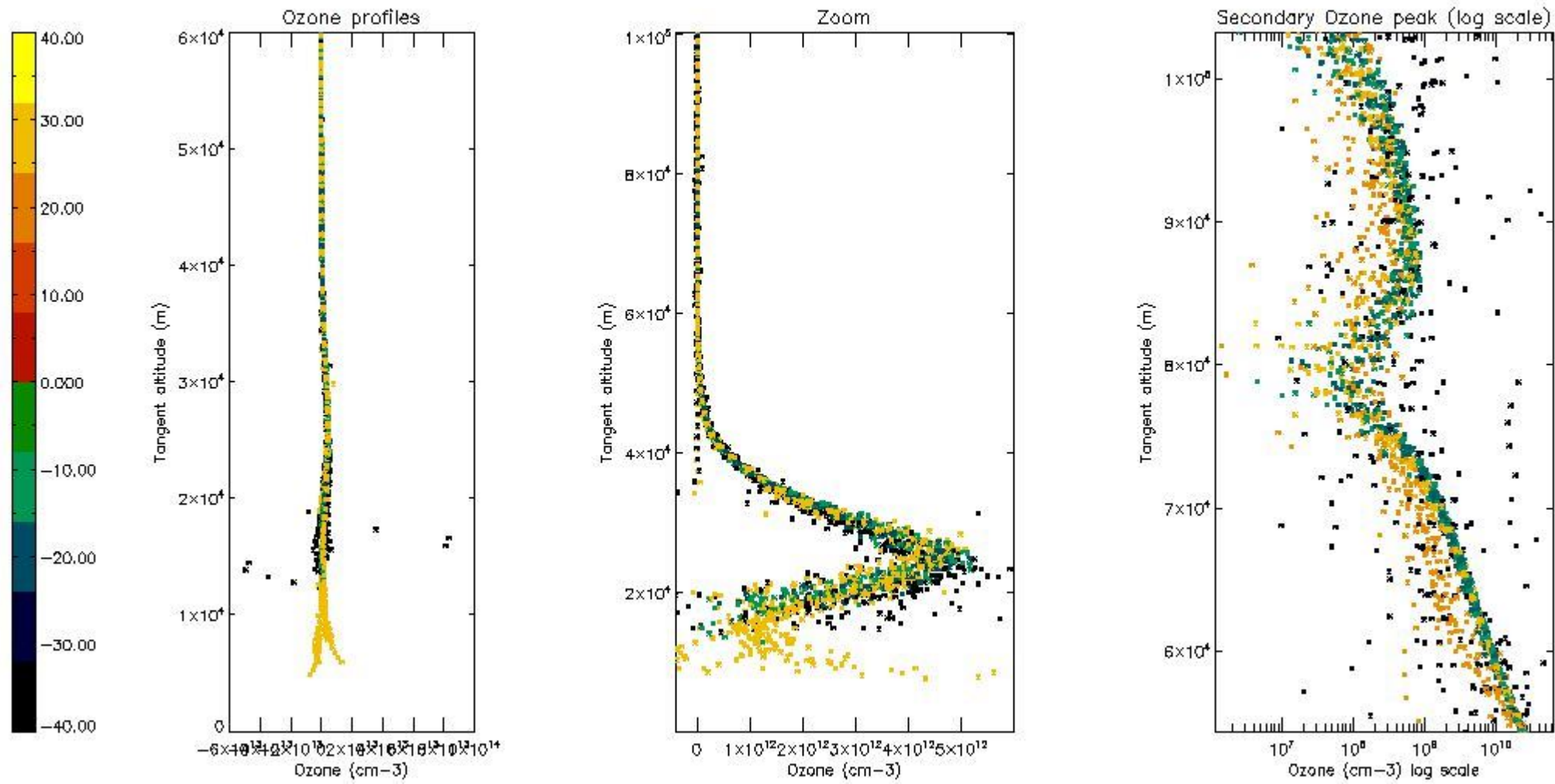
Criteria	% of total production
All STD	34
STD < 20	19



STD < 10	15
STD < 5	10

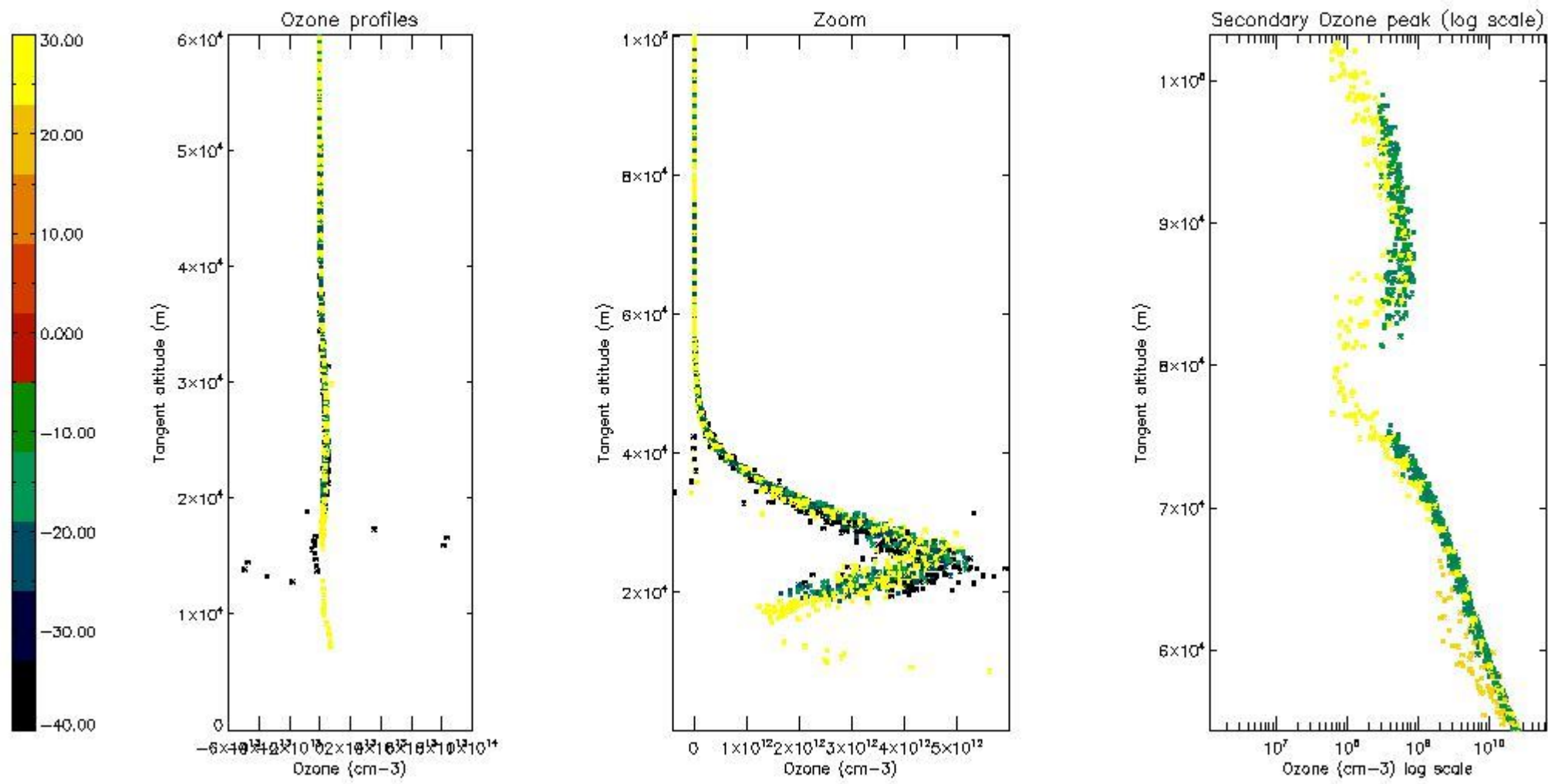
5.2 Plot ozone profiles for all STD (dark without errors)

The colorbar represents the latitude.



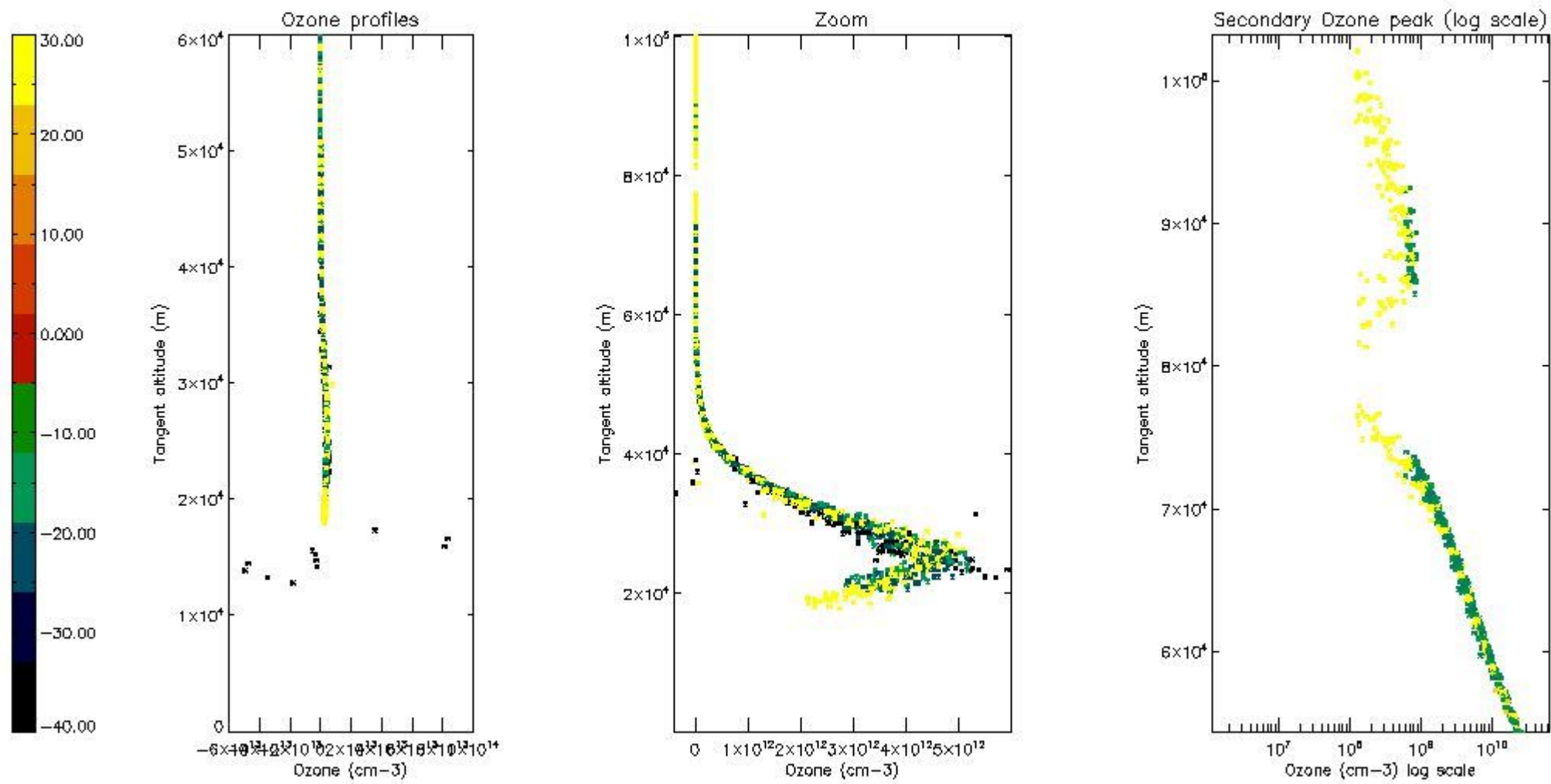
5.3 Plot ozone profiles where STD < 20% (dark without errors)

The colorbar represents the latitude.



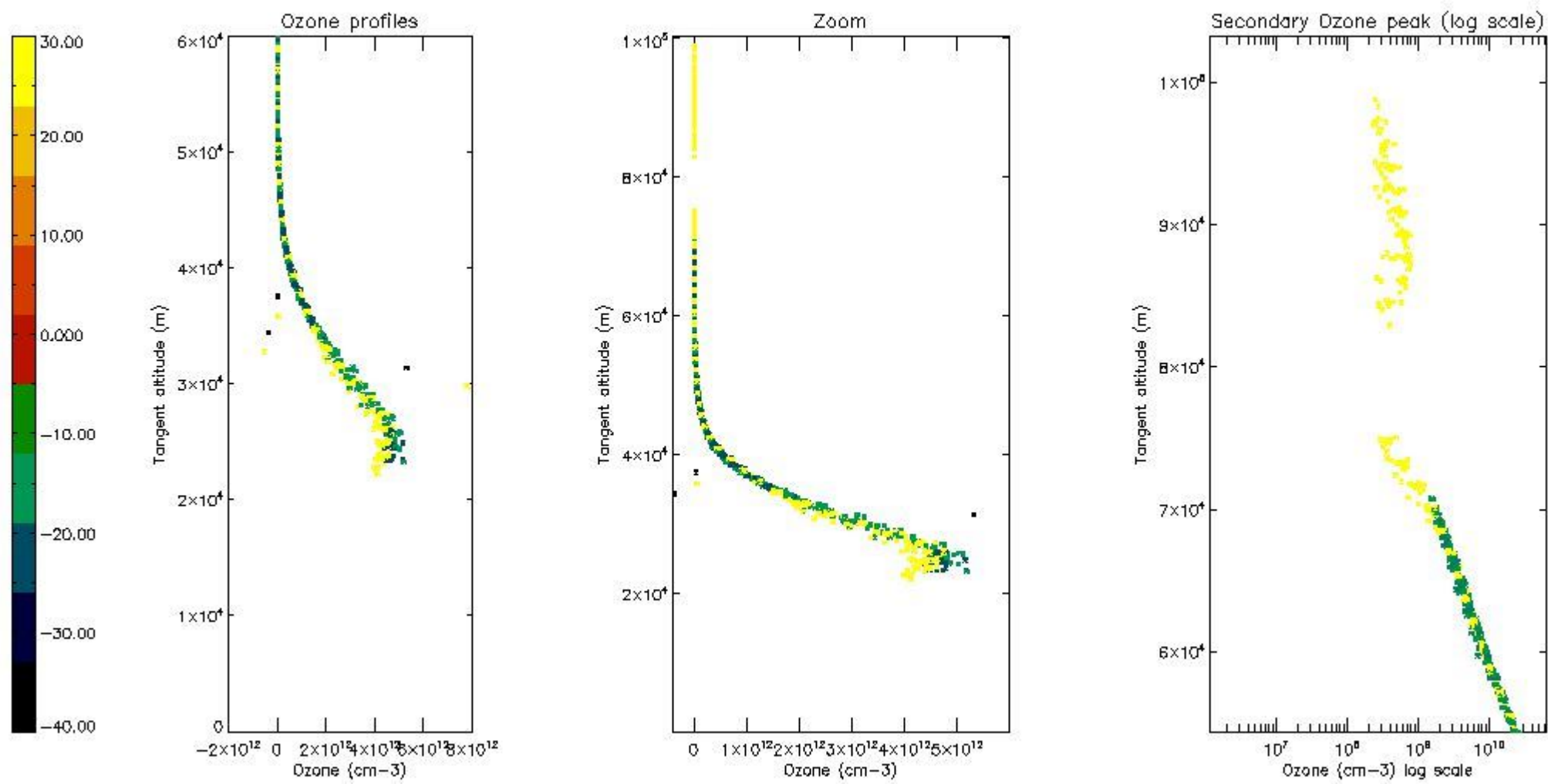
5.4 Plot ozone profiles where  $STD < 10\%$  (dark without errors)

The colorbar represents the latitude.



*5.5 Plot ozone profiles where STD < 5% (dark without errors)*

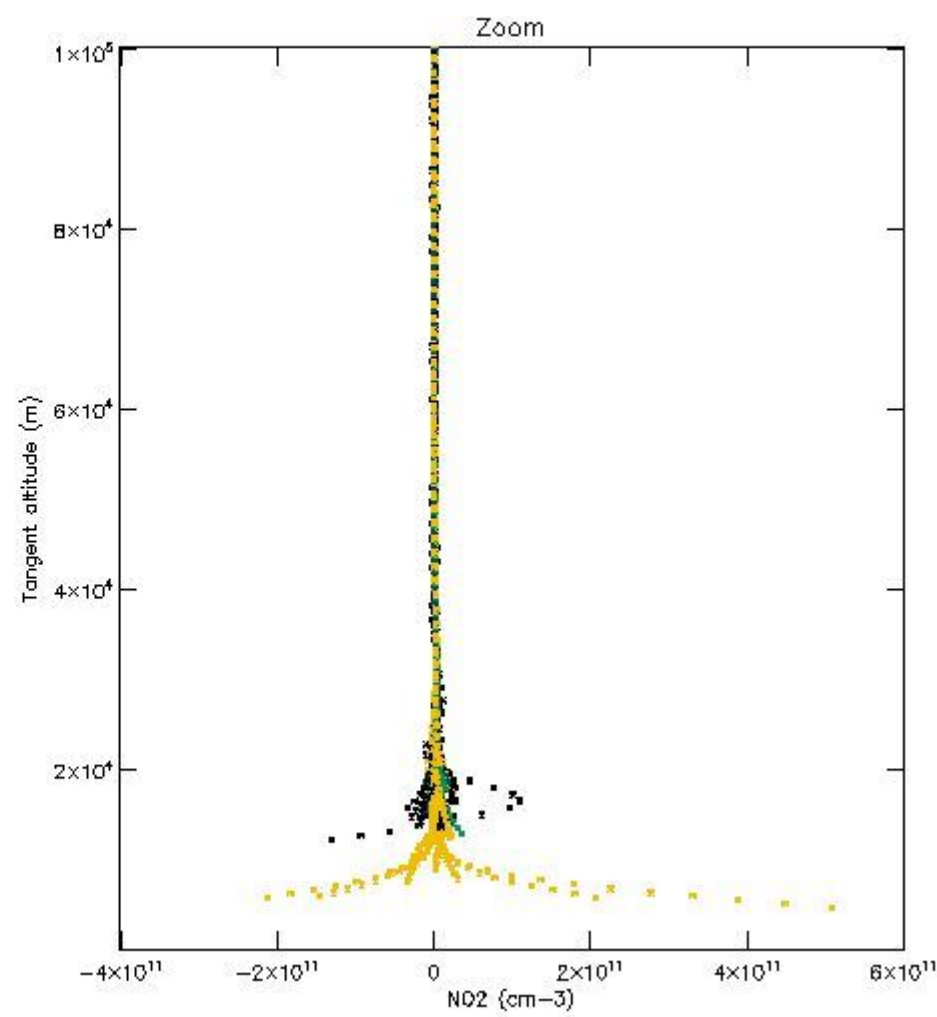
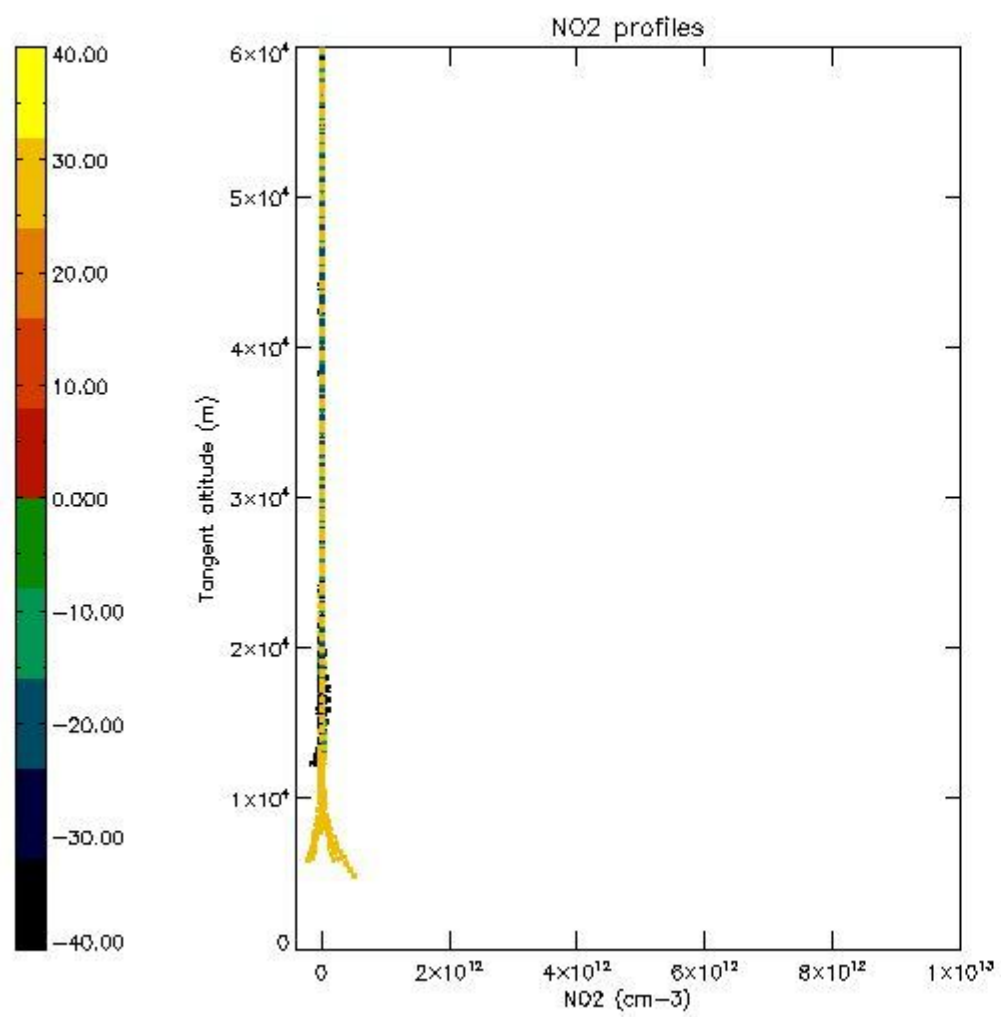
The colorbar represents the latitude.



*5.6 Plot NO<sub>2</sub> profiles for all STD (dark without errors)*

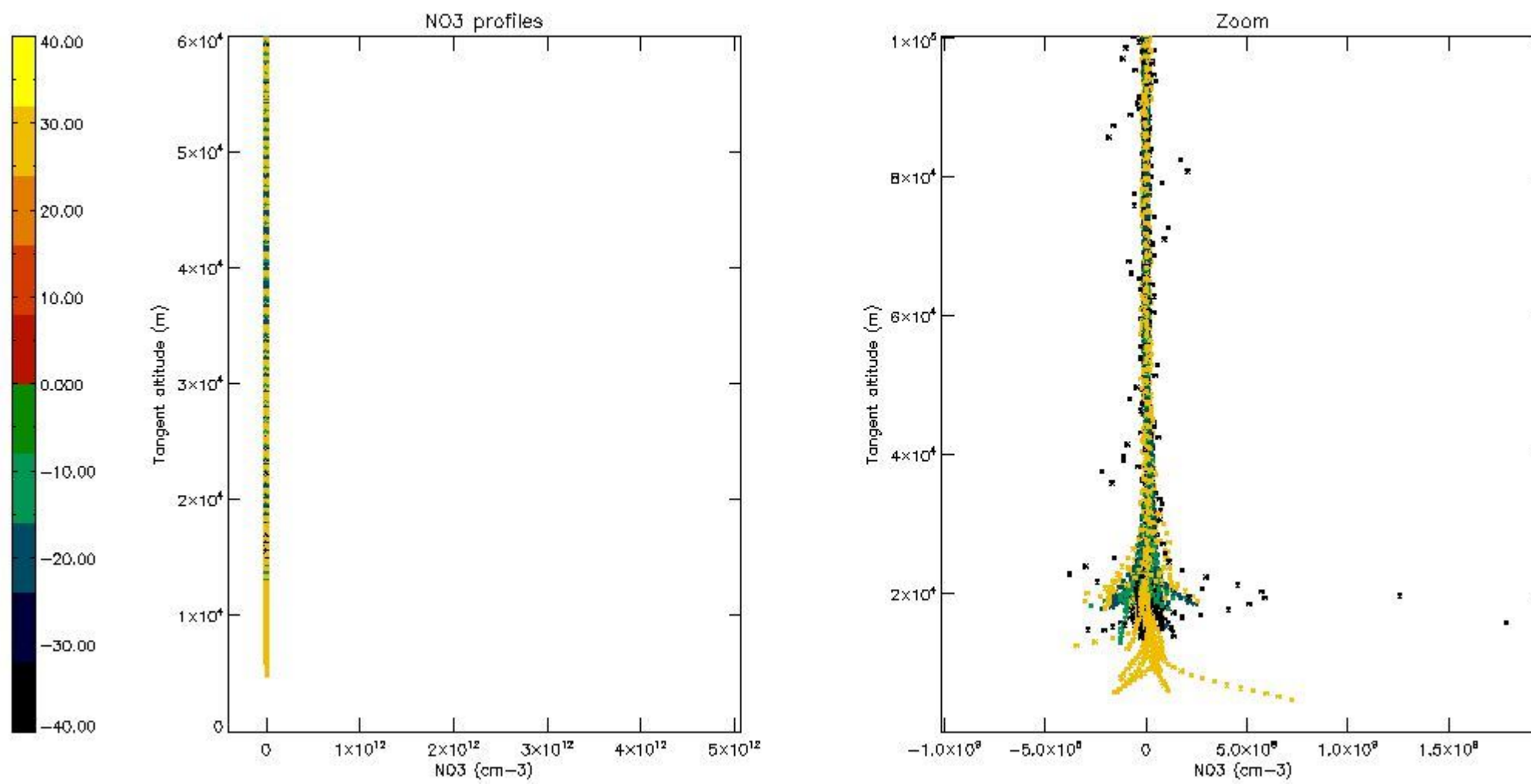
The colorbar represents the latitude.





*5.7 Plot NO3 profiles for all STD (dark without errors)*

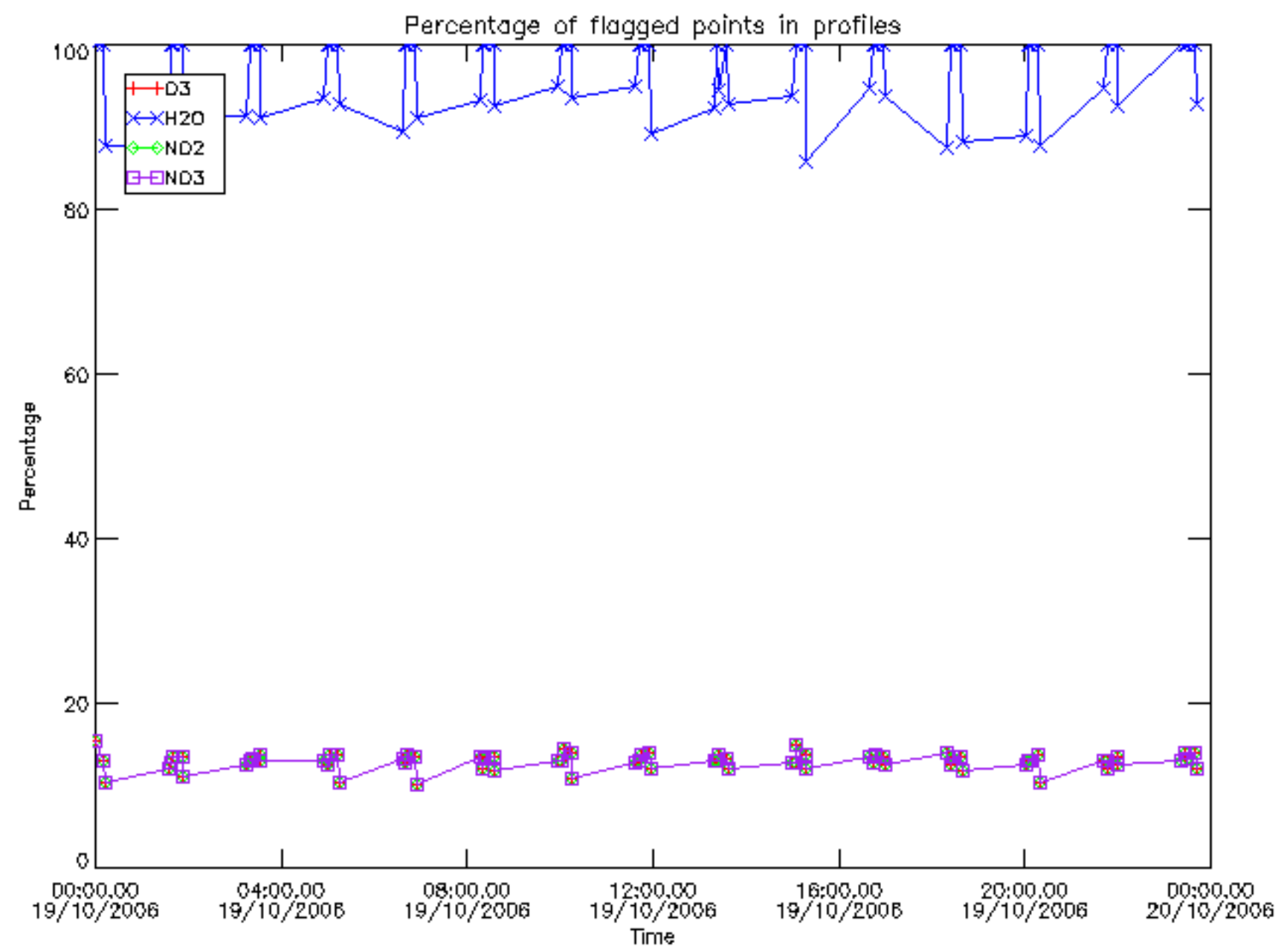
The colorbar represents the latitude.



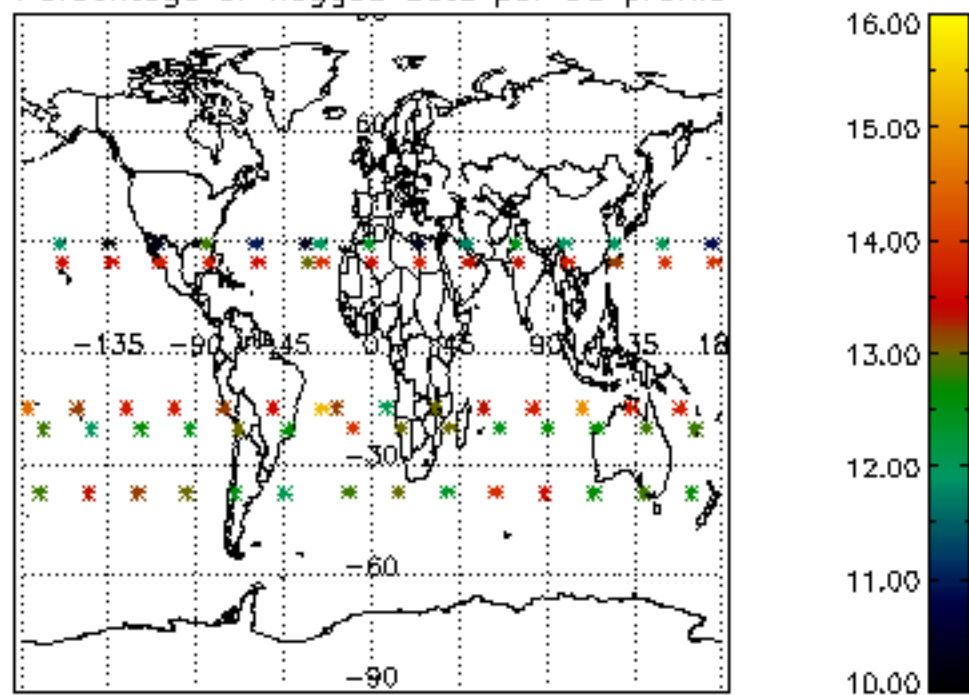
## 6. Auxiliary Data Files used for the production reported in section 2

The number reported in the third column indicates since which file (see list in section 2) the corresponding auxiliary file has been used. The fourth column is the date of those product files.

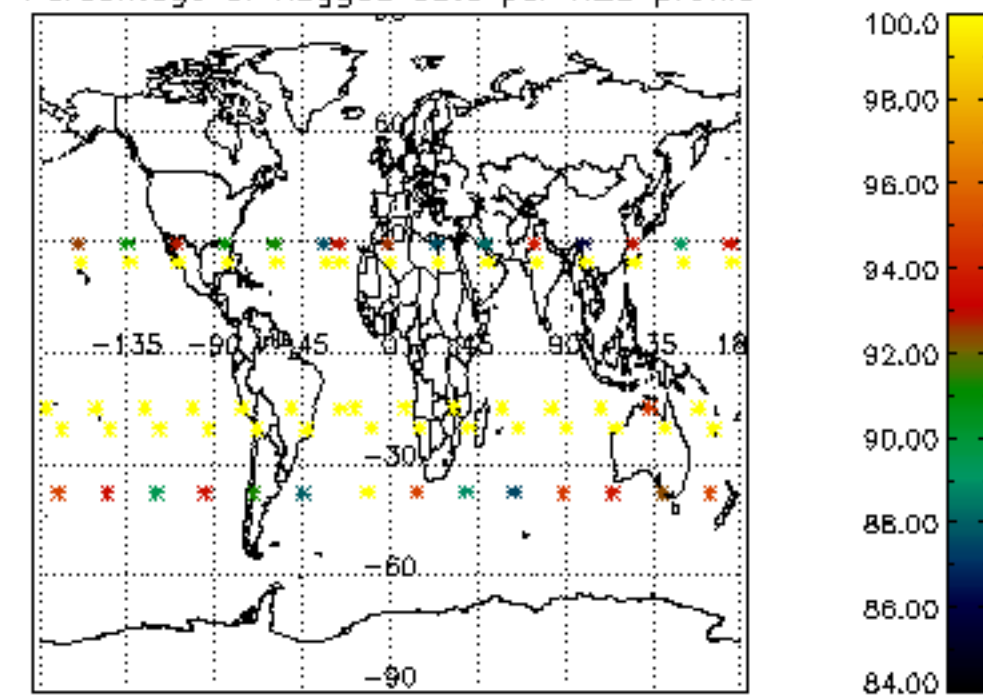
Type	Auxiliary Filename	Used since product	Used since product date
INST_PHYS_CHARACTERISTICS	GOM_INS_AXVIEC20091111_143220_20030716_120000_20500101_000000	1	19-OCT-2006 00:00:03
LEVEL-2_PROC_CONFIG	GOM_PR2_AXVIEC20091111_152718_20020301_000000_20500101_000000	1	19-OCT-2006 00:00:03
CROSS_SECTIONS_FILE	GOM_CRS_AXVIEC20091111_154832_20020301_000000_20500101_000000	1	19-OCT-2006 00:00:03



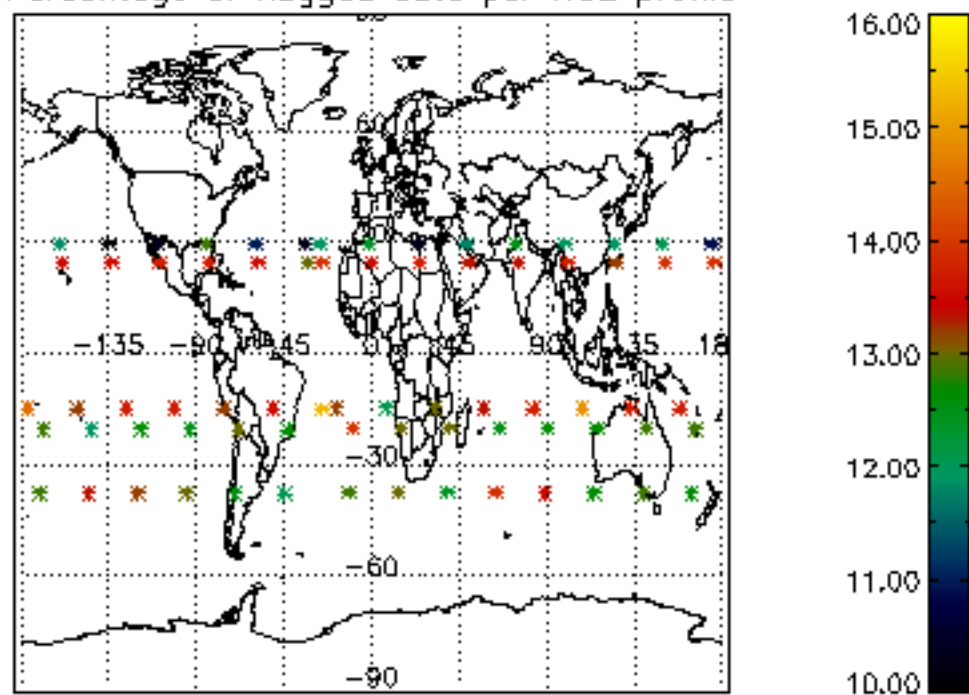
Percentage of flagged data per D3 profile



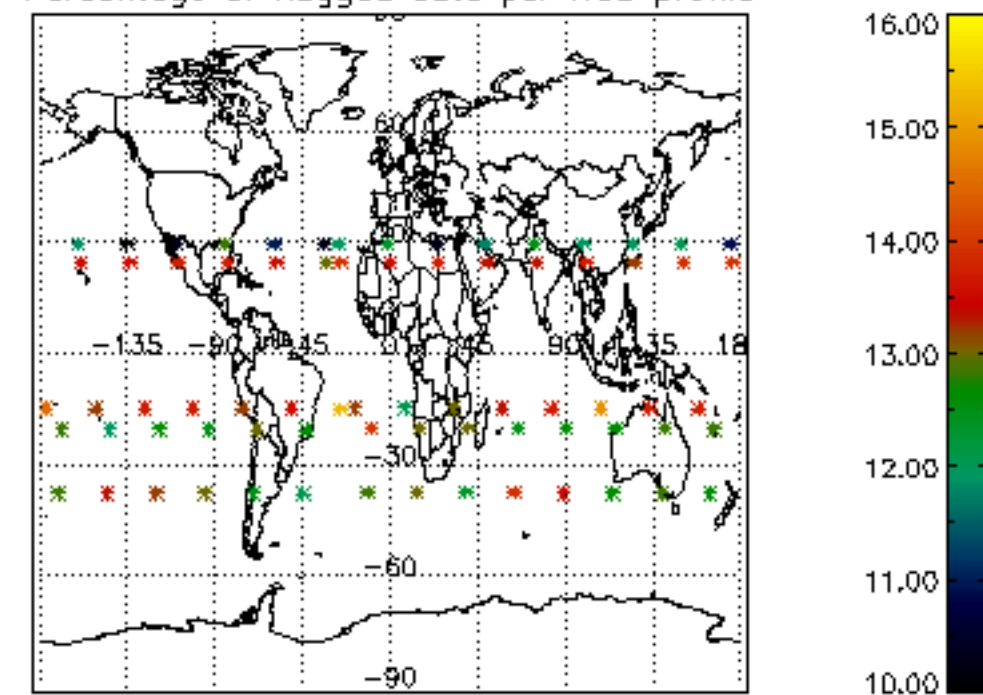
Percentage of flagged data per H2O profile



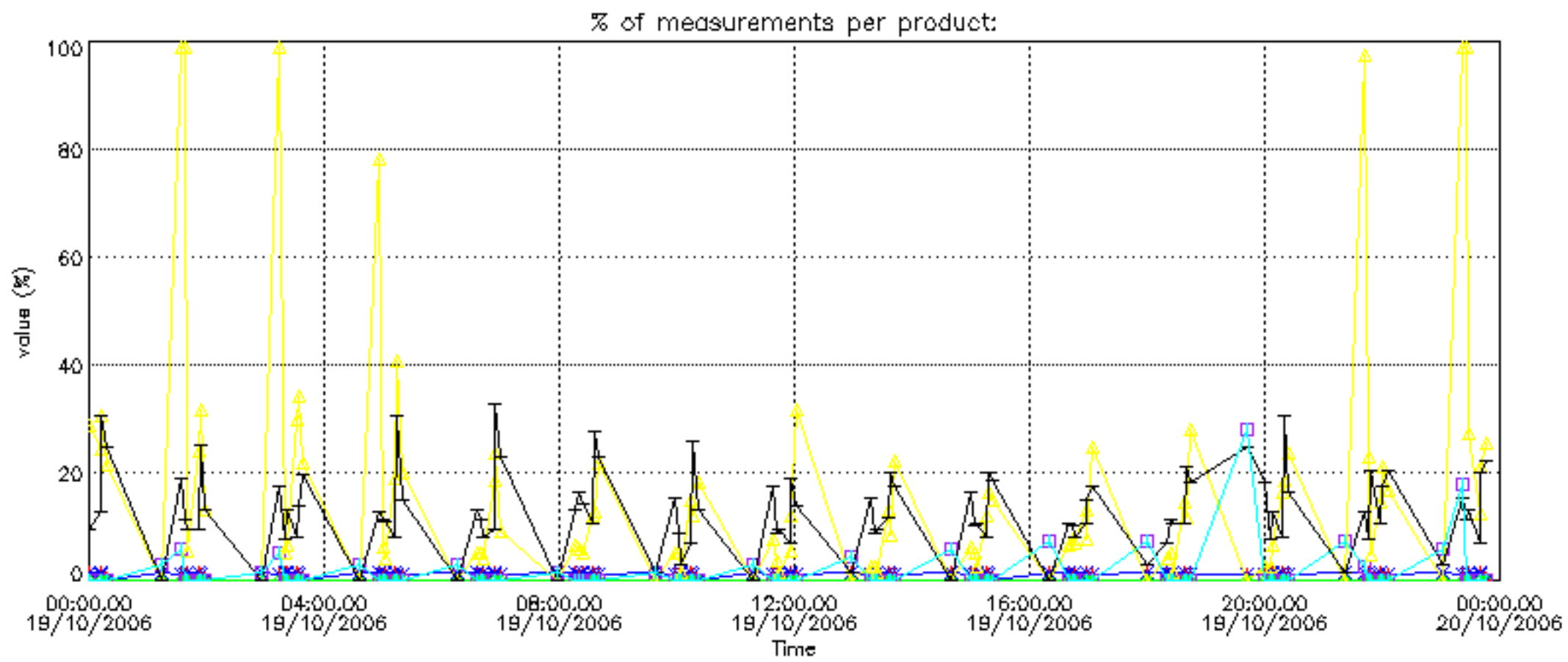
Percentage of flagged data per NO2 profile

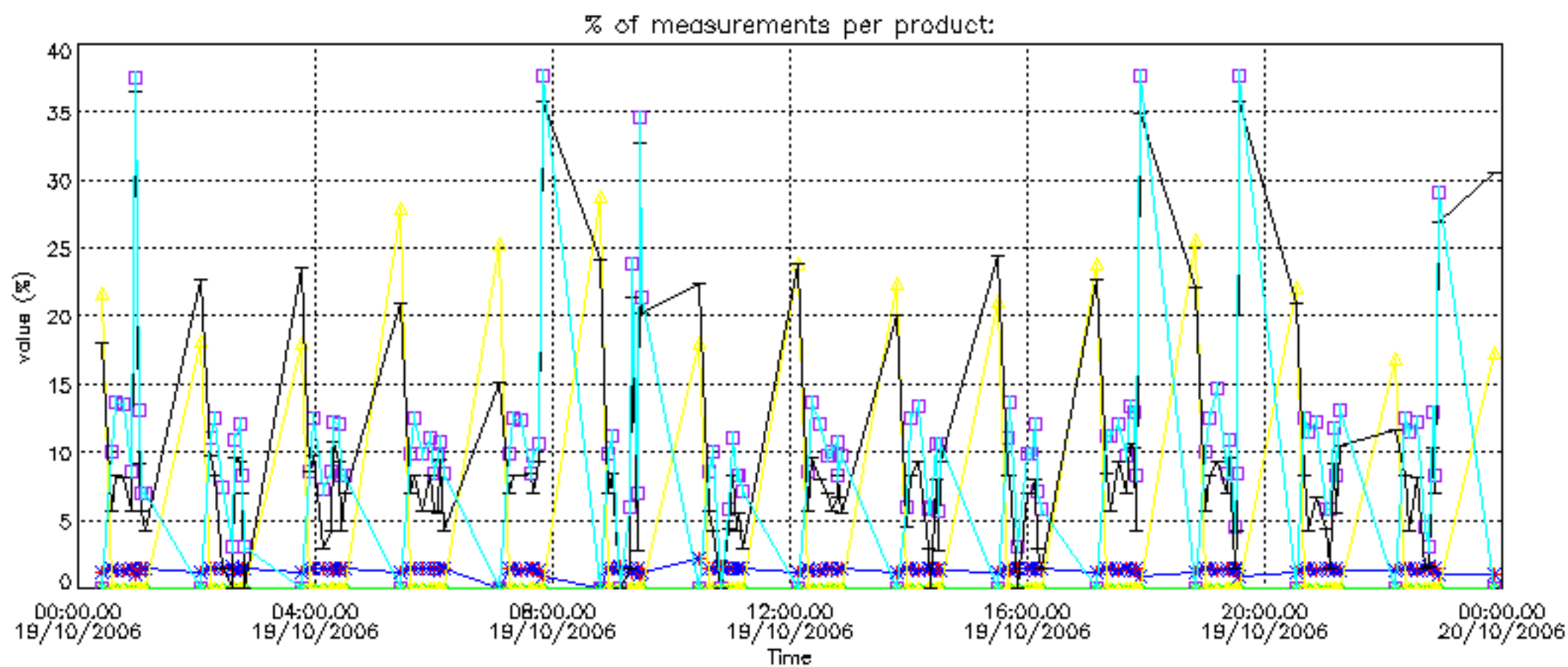


Percentage of flagged data per NO3 profile

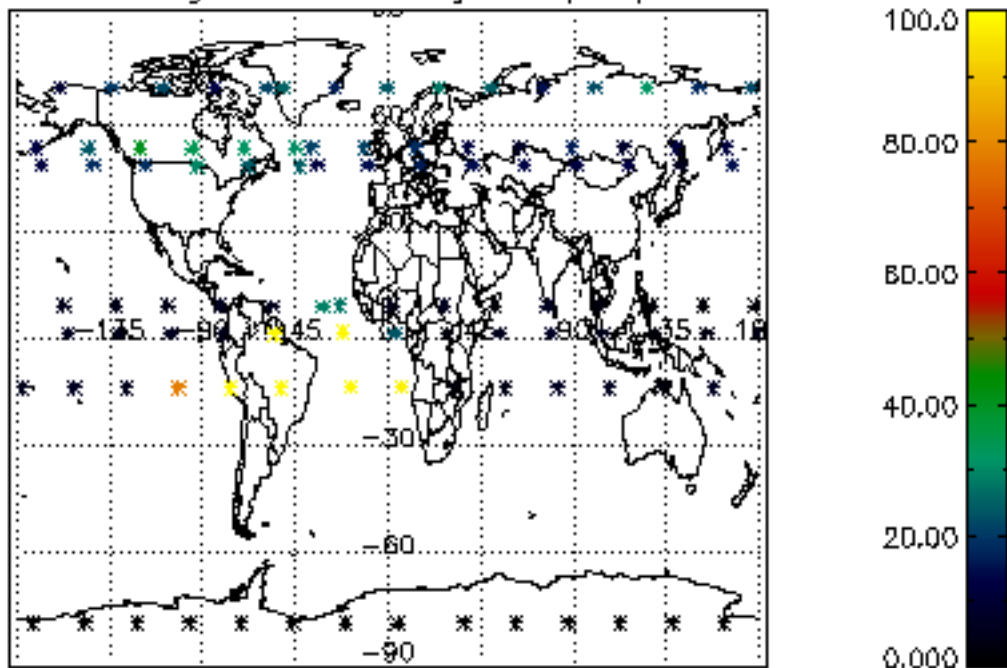




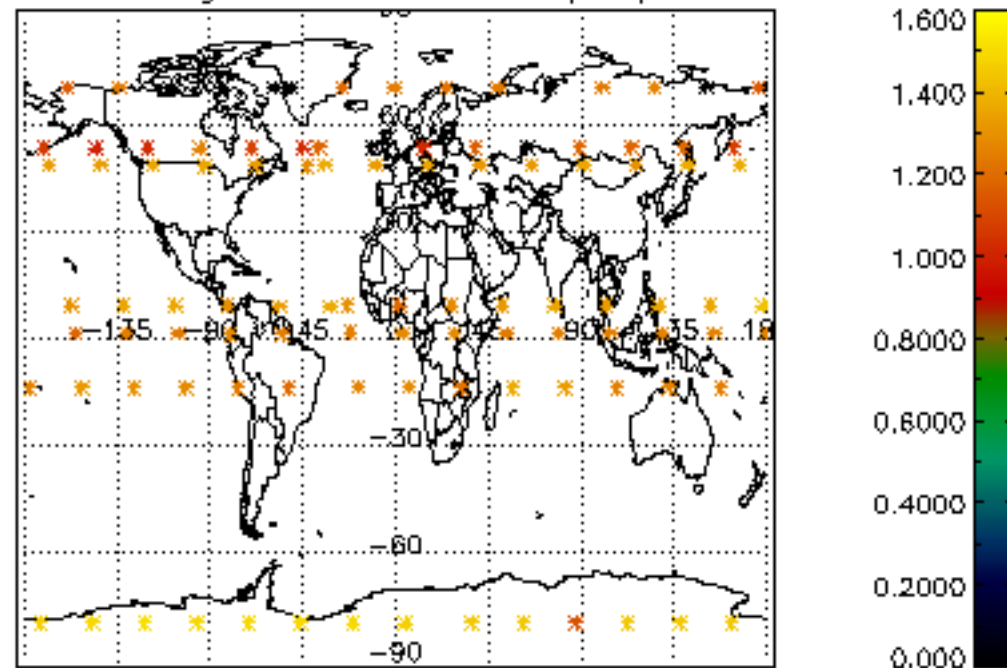




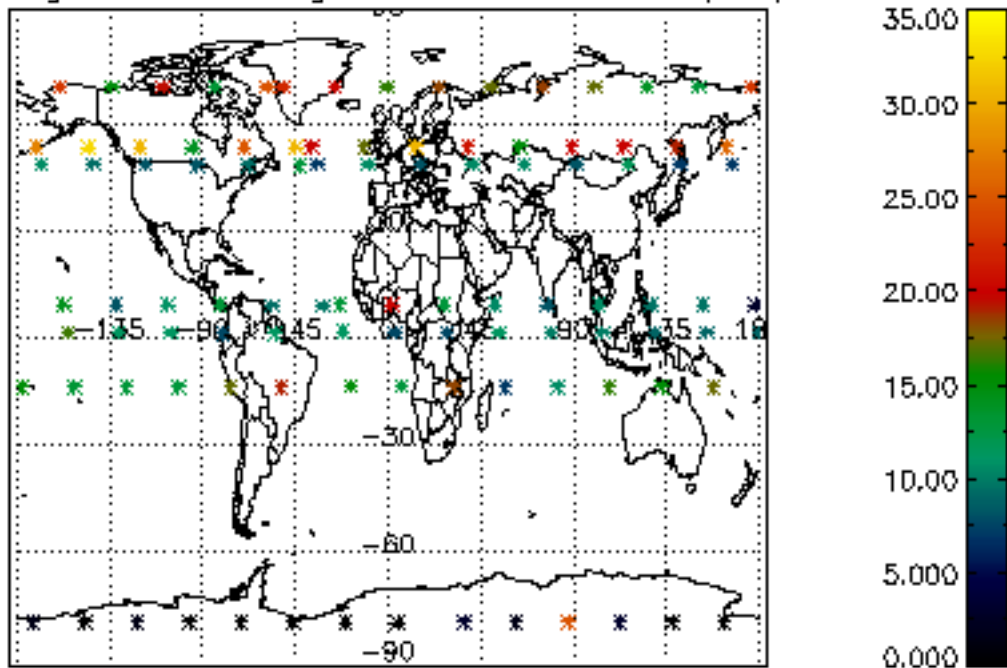
Percentage of cosmic ray hits per profile



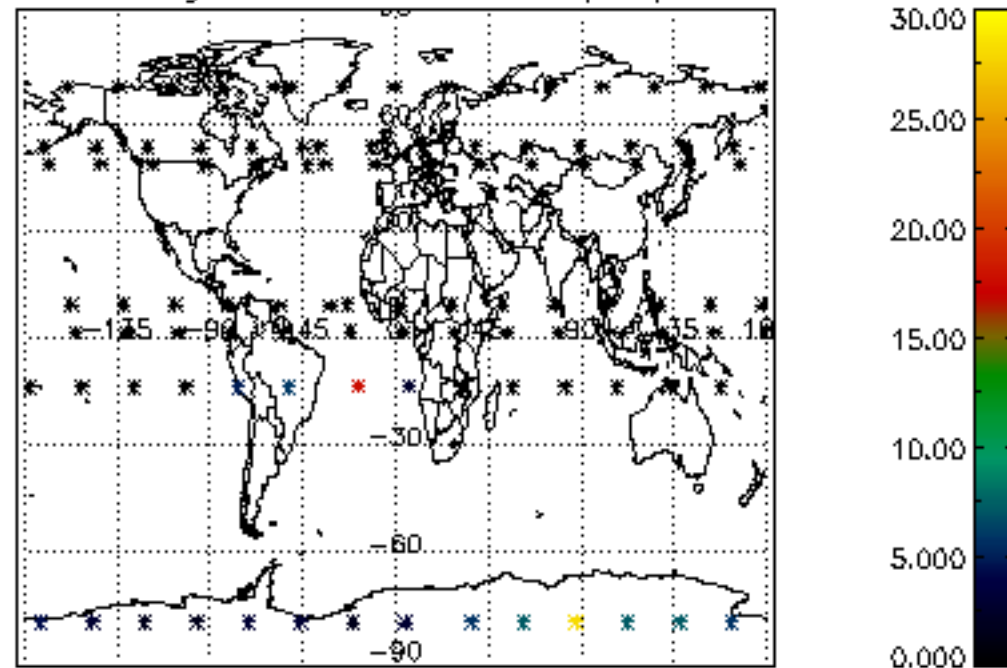
Percentage of datation errors per profile



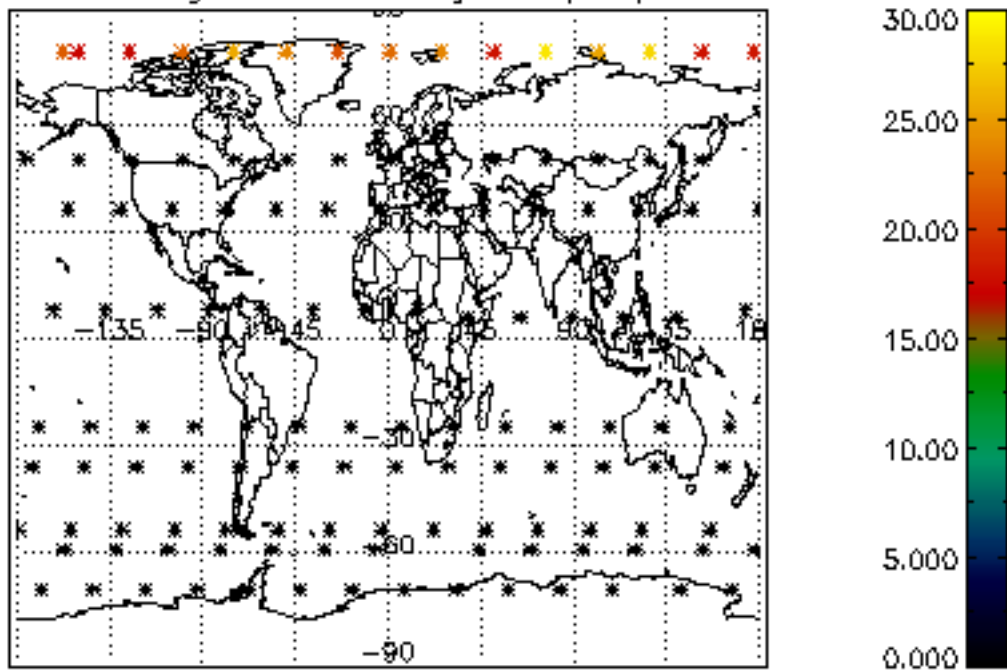
Percentage of star falling outside central band per profile



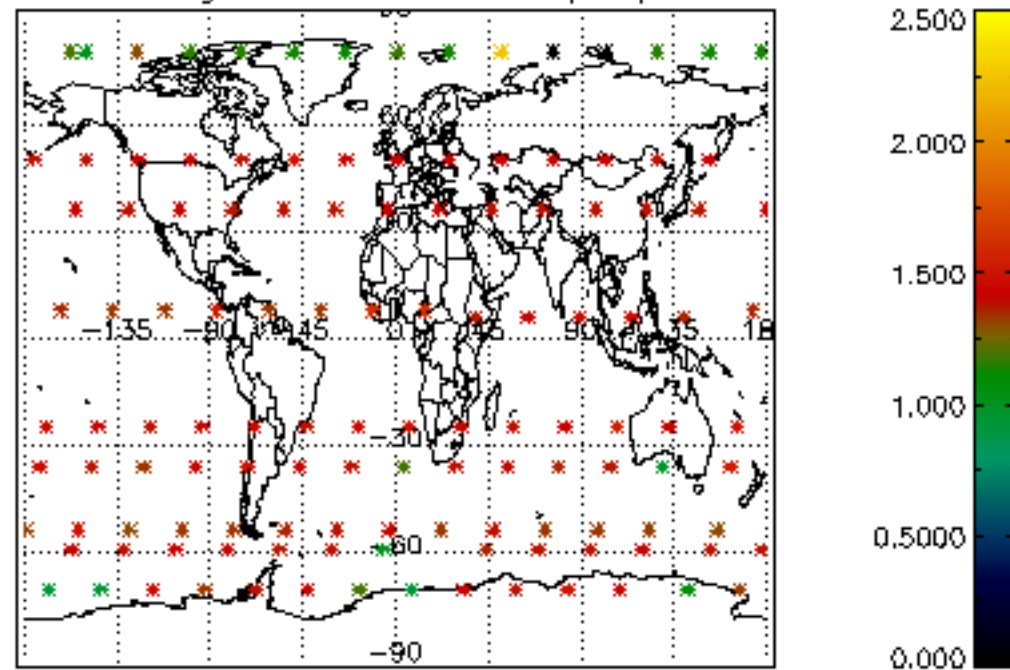
Percentage of saturation errors per profile



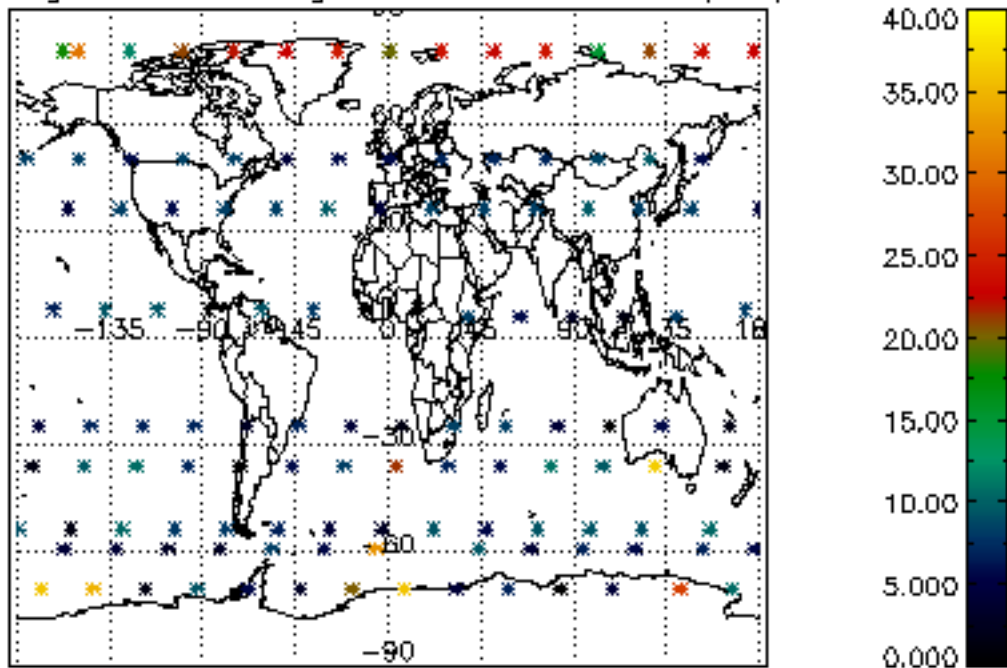
Percentage of cosmic ray hits per profile



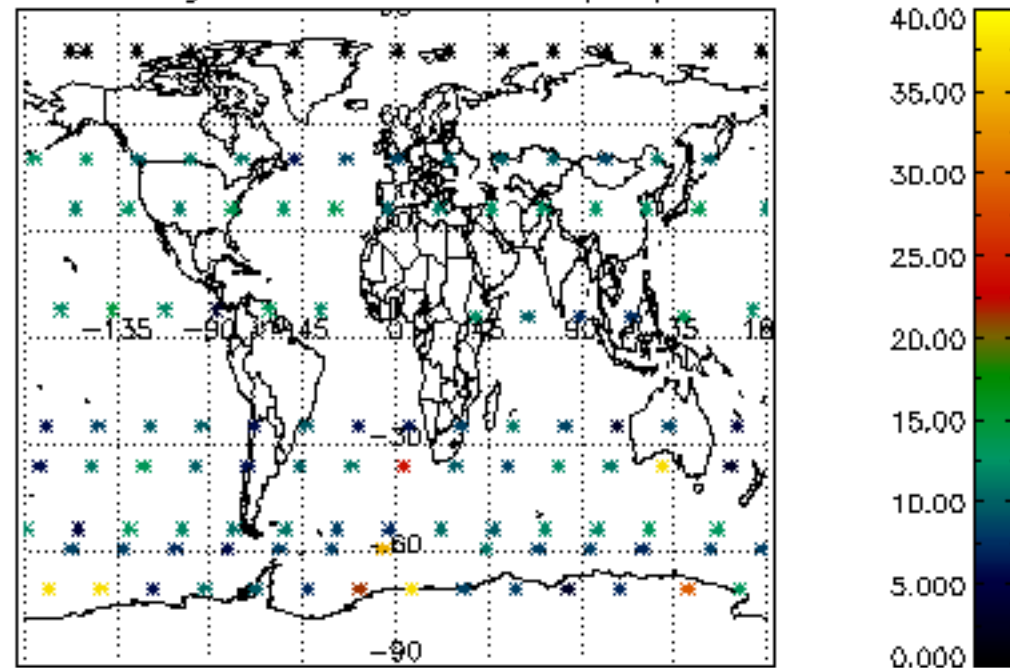
Percentage of datation errors per profile



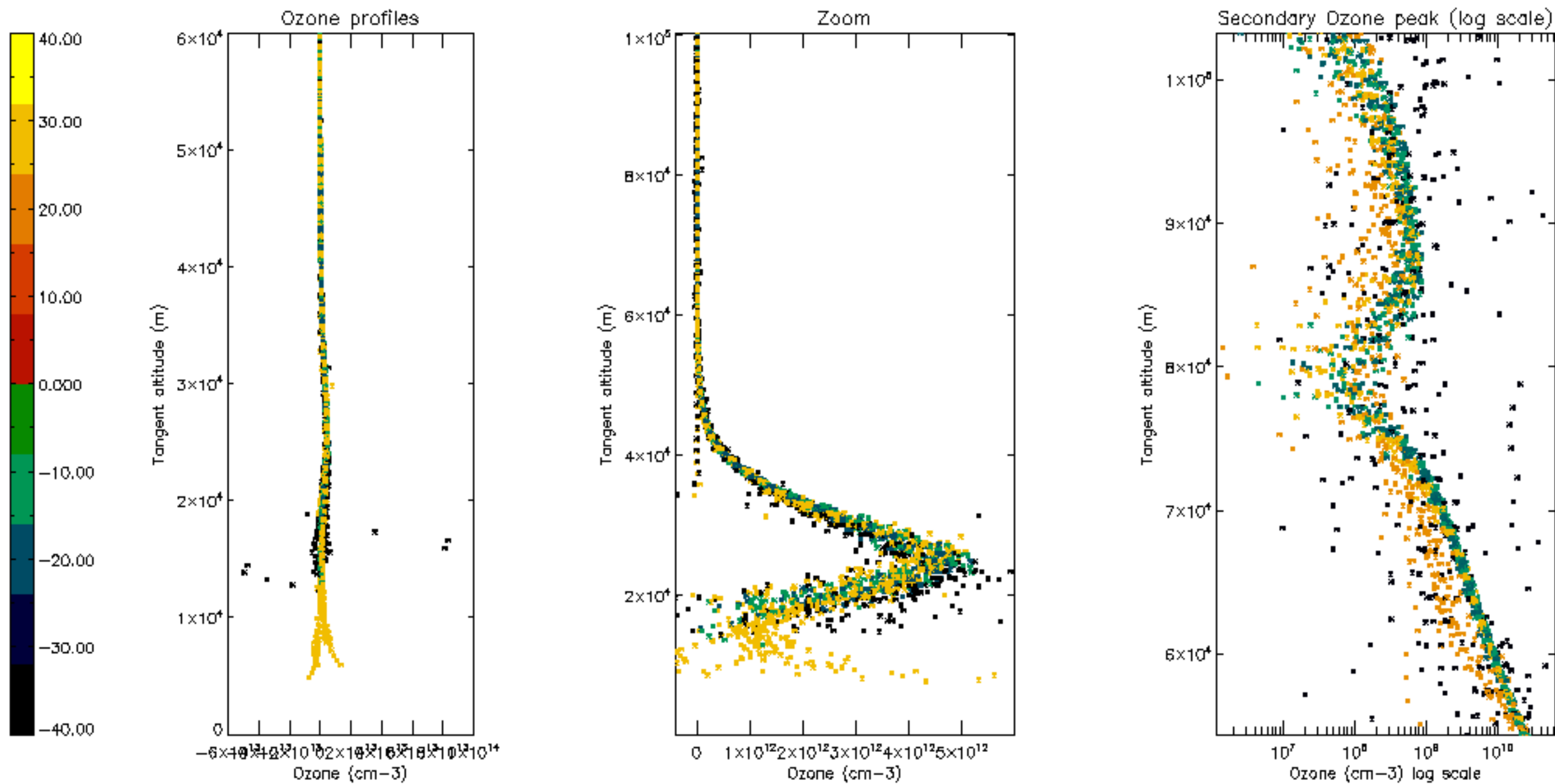
Percentage of star falling outside central band per profile

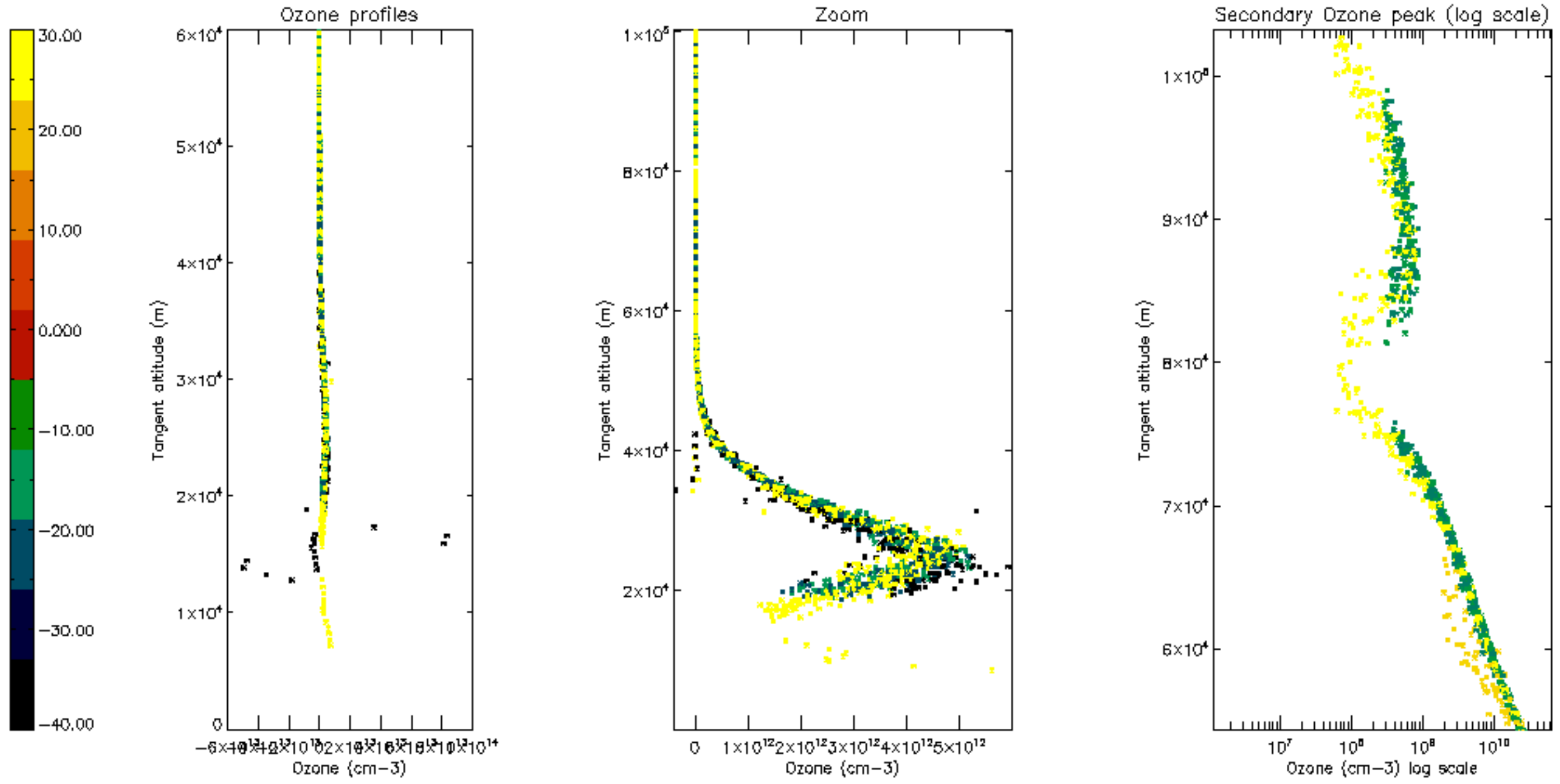


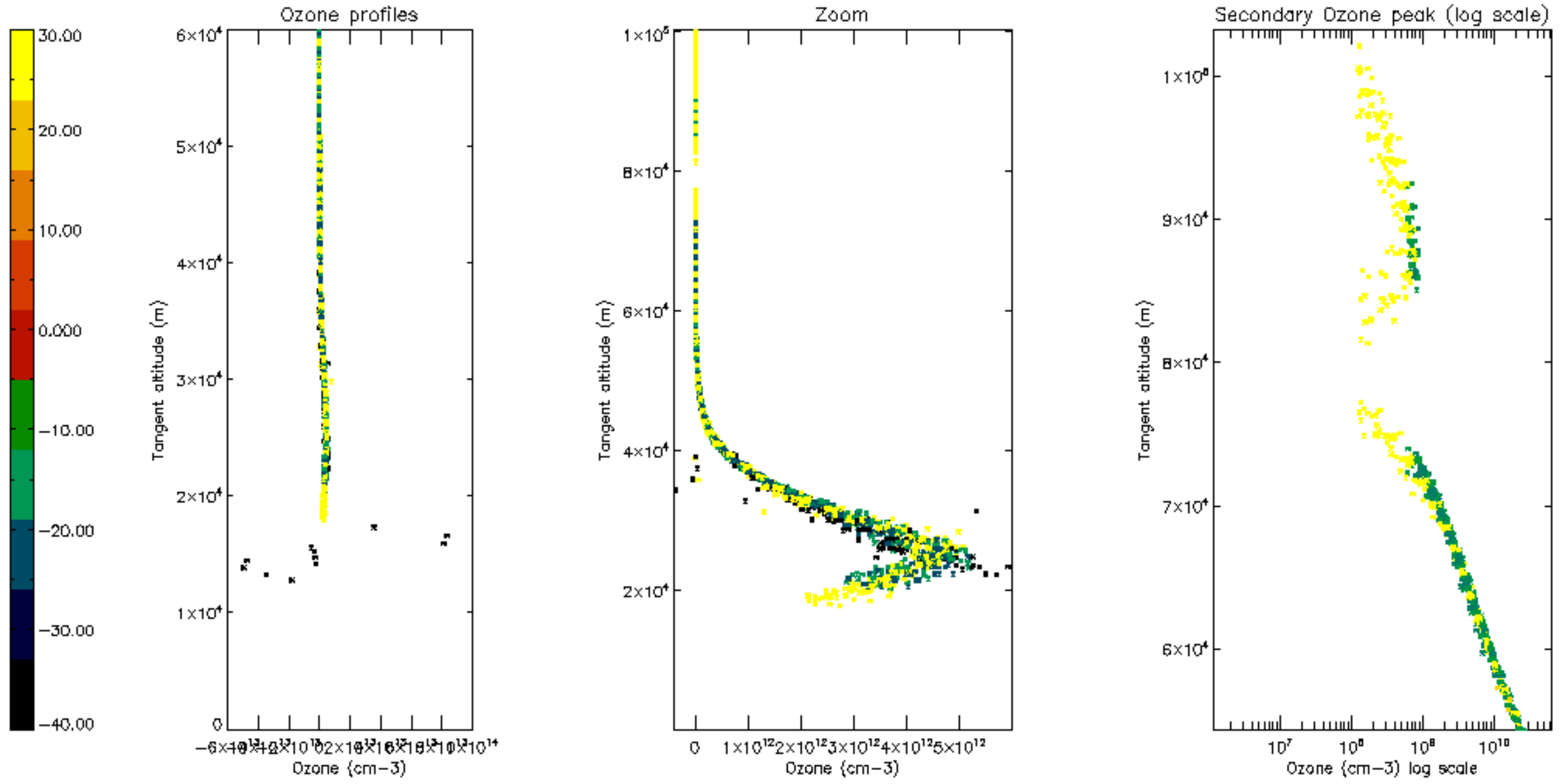
Percentage of saturation errors per profile



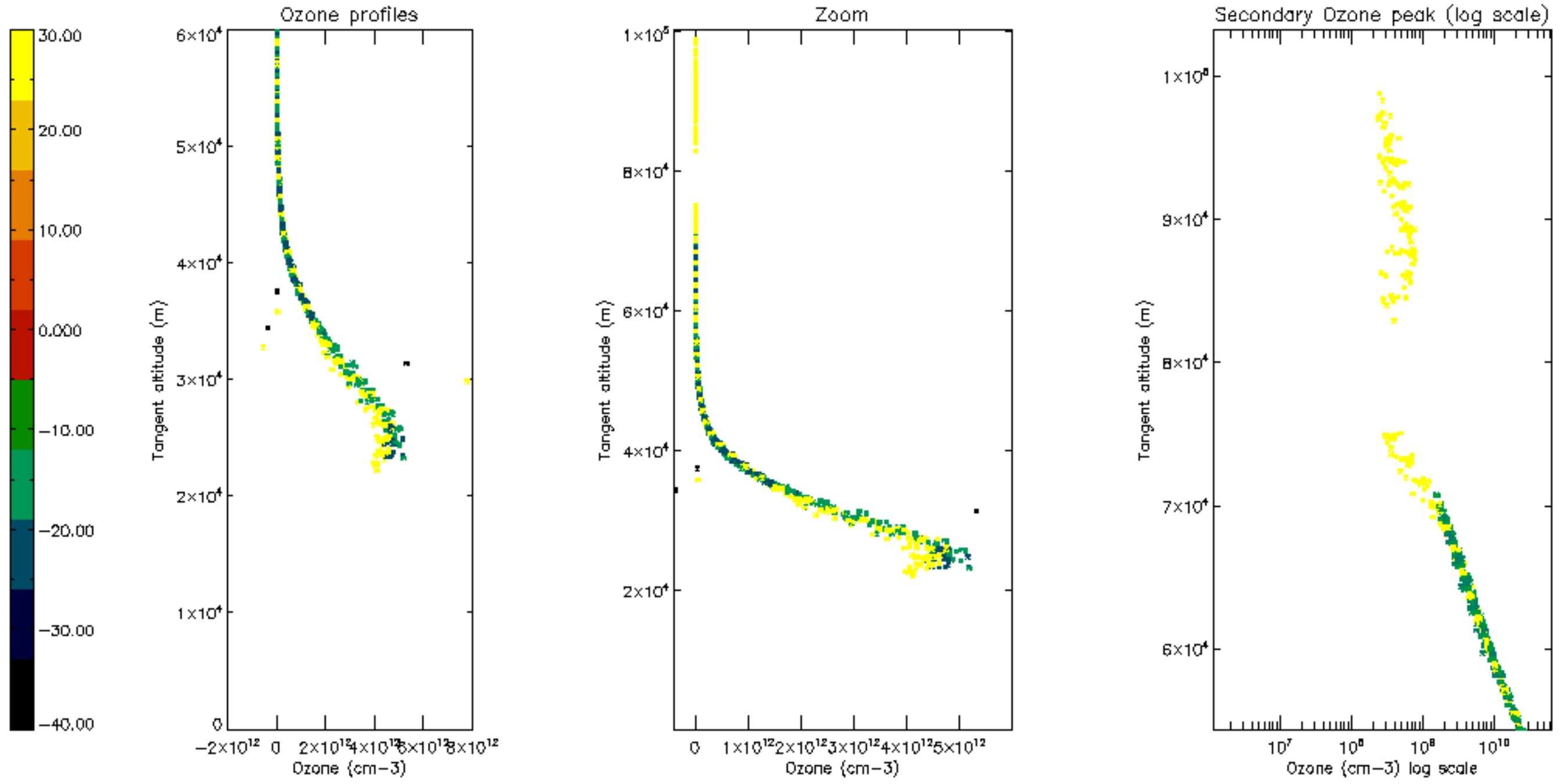


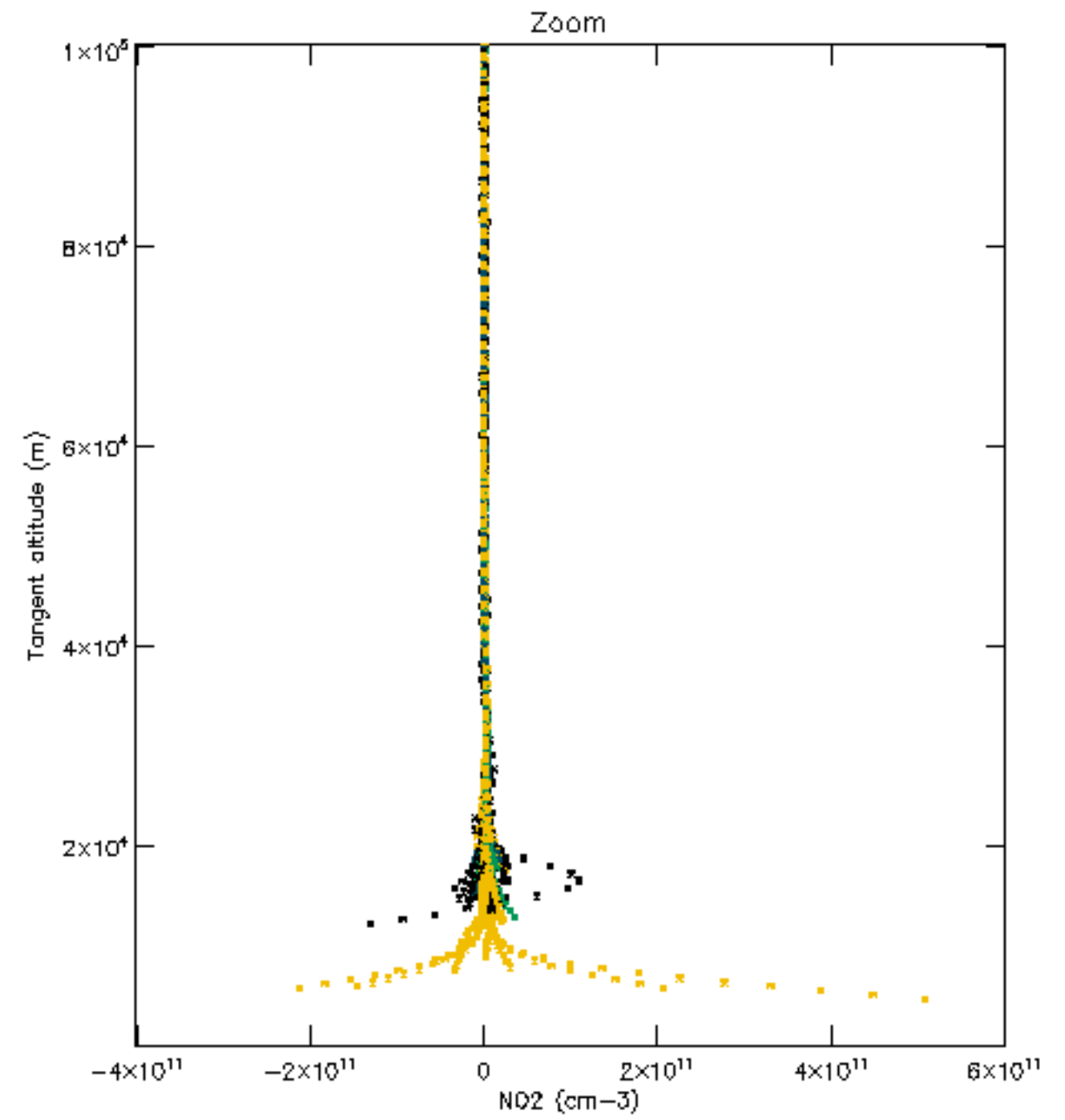
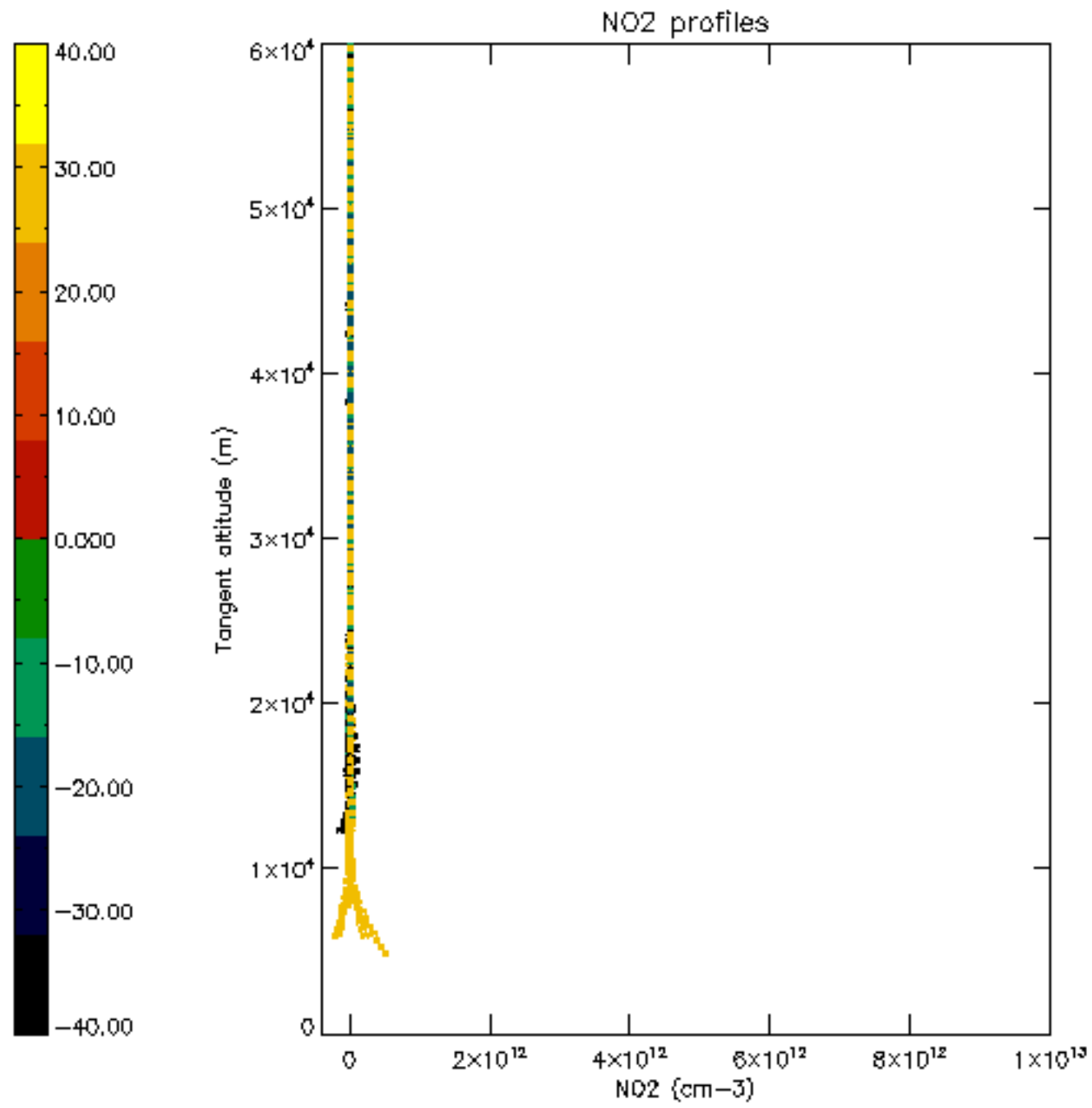


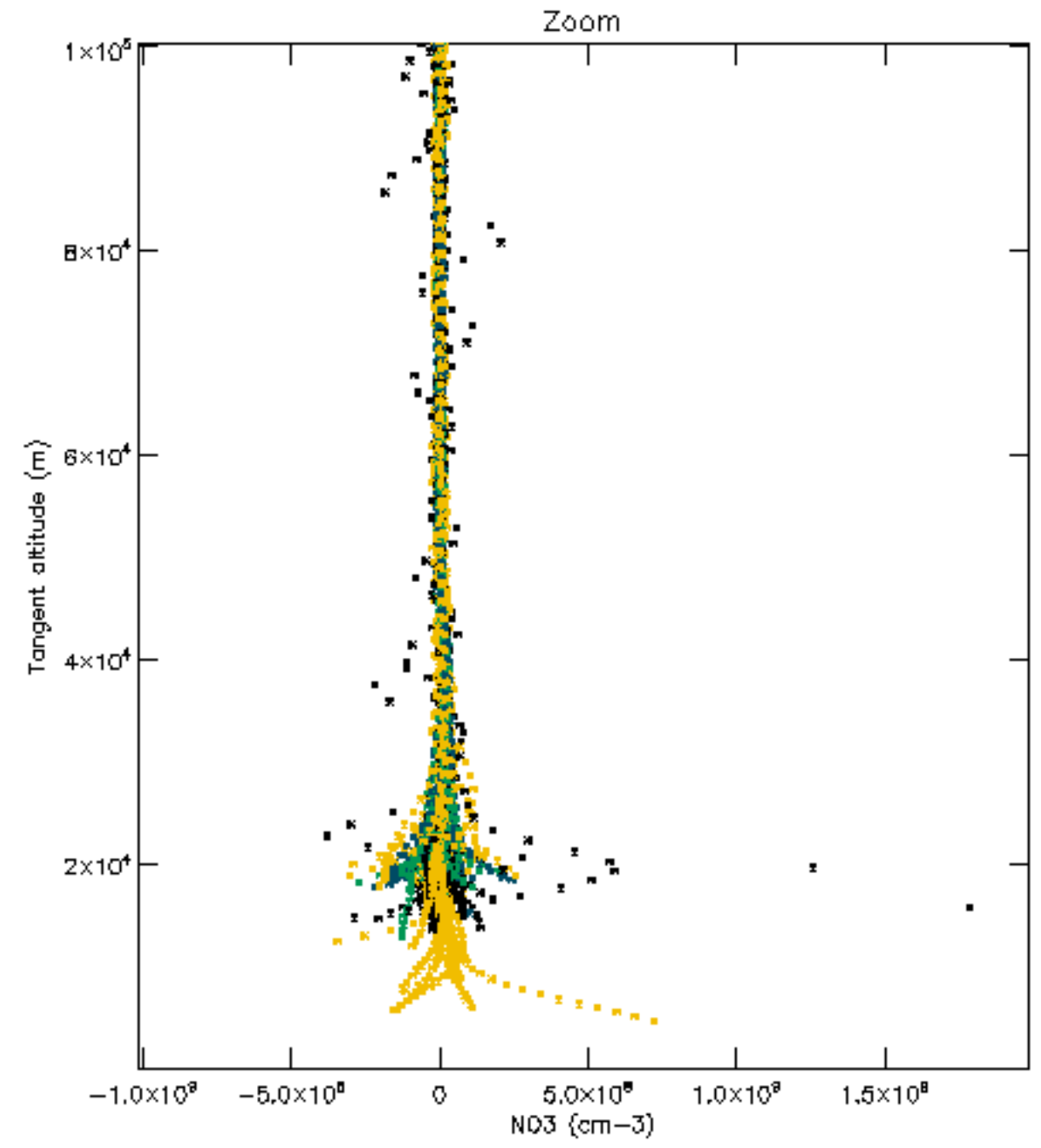
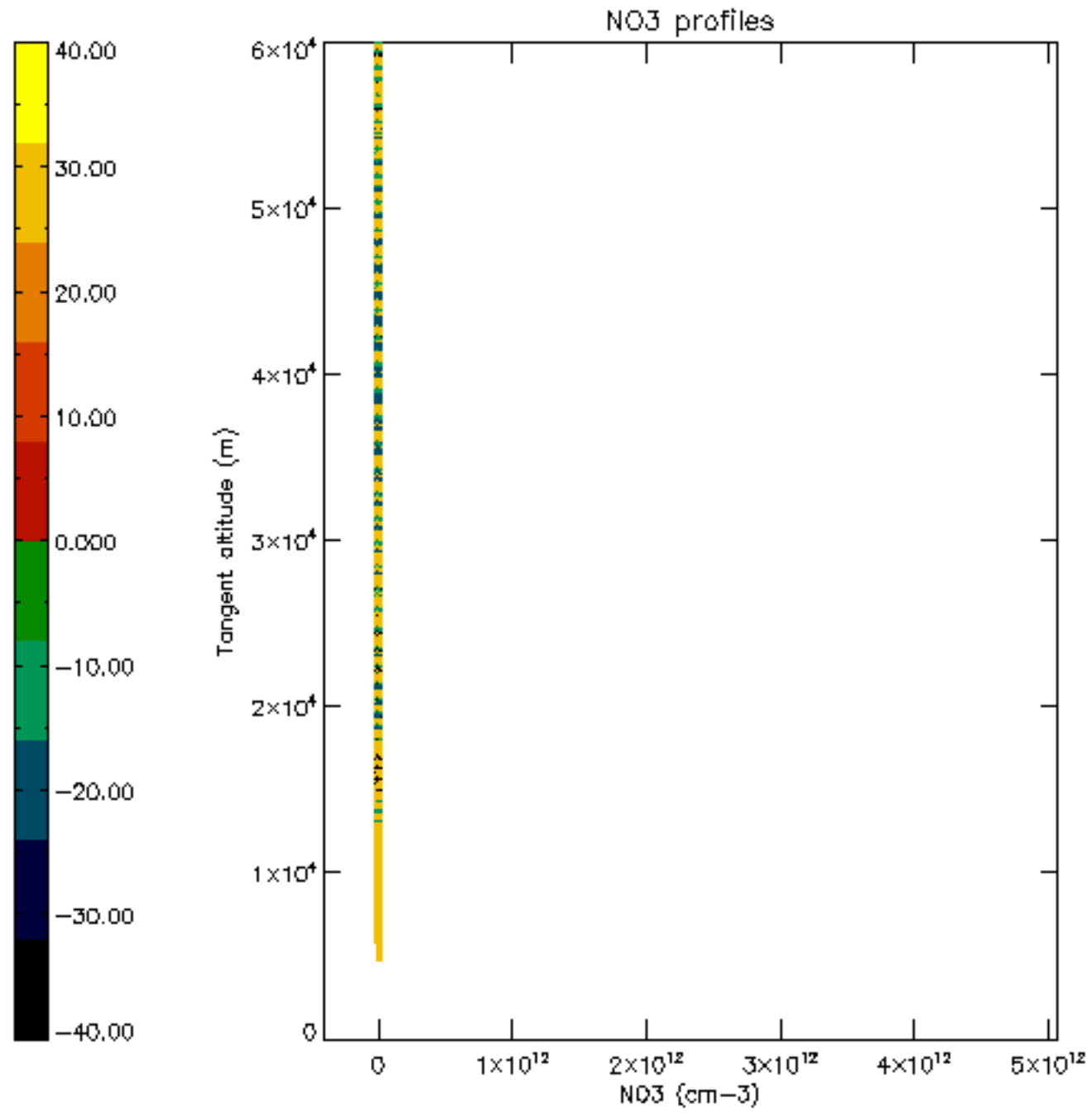




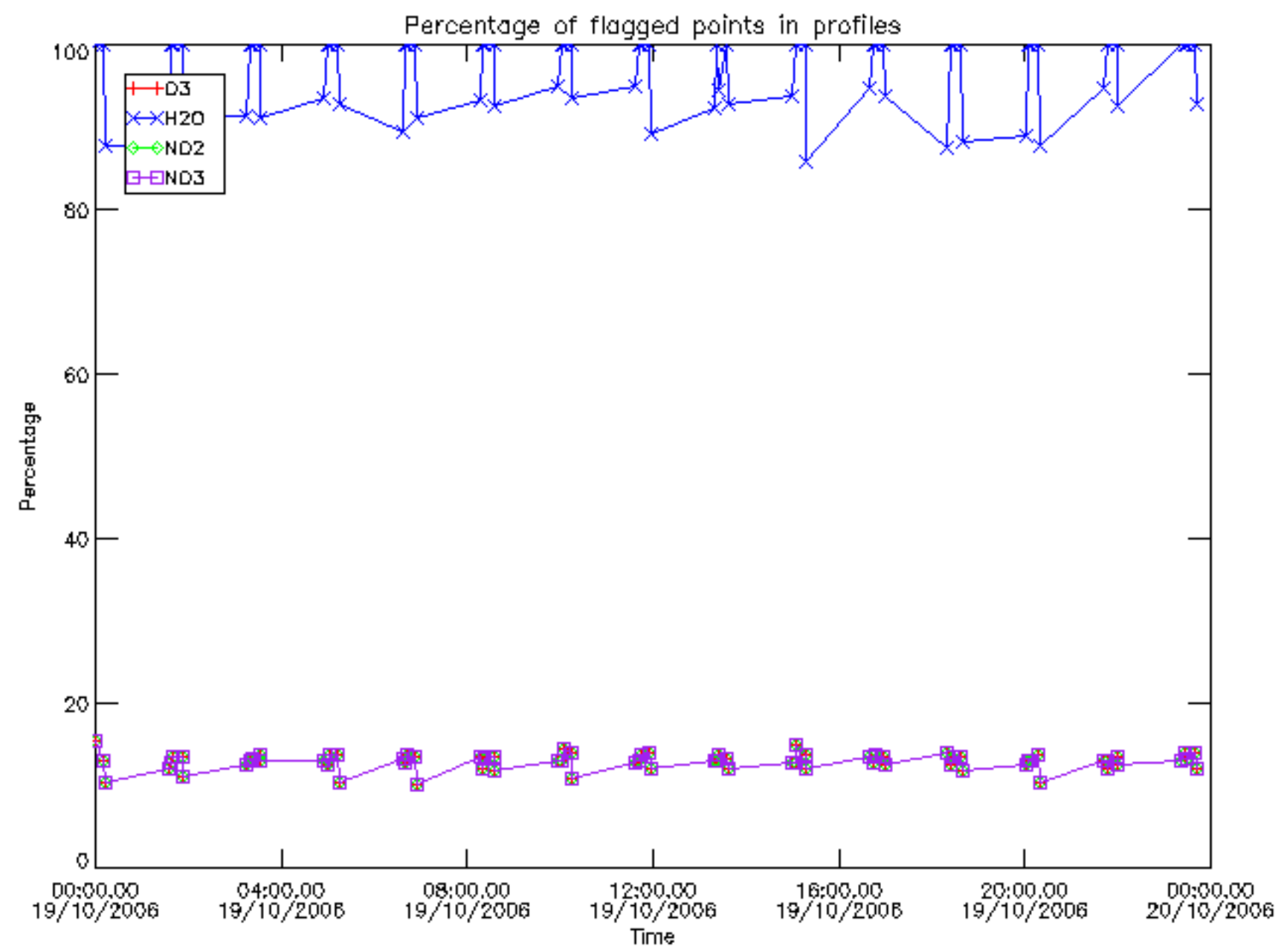




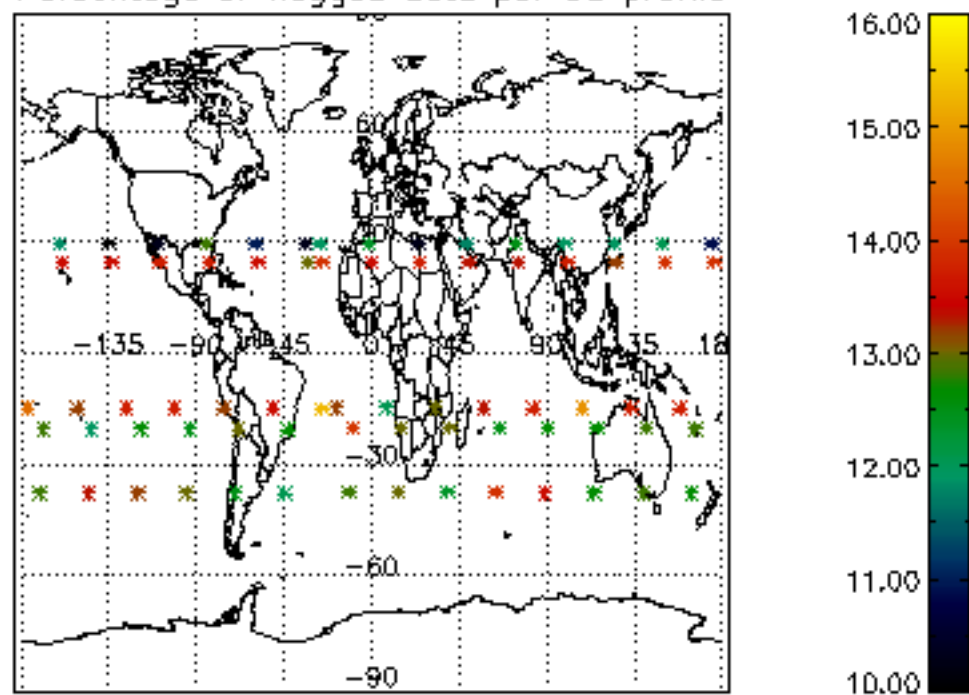




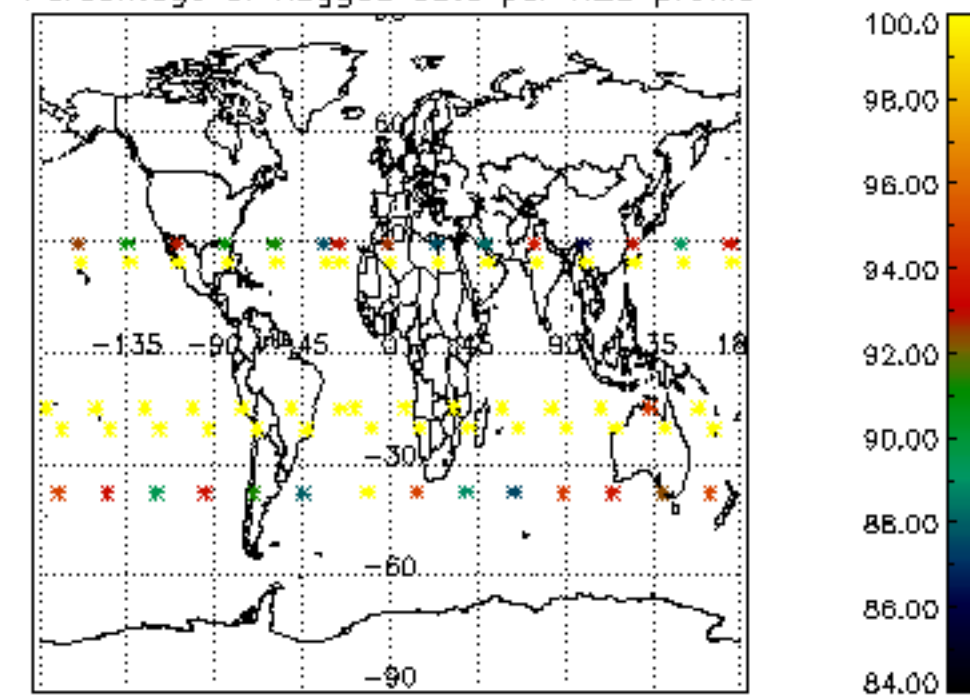




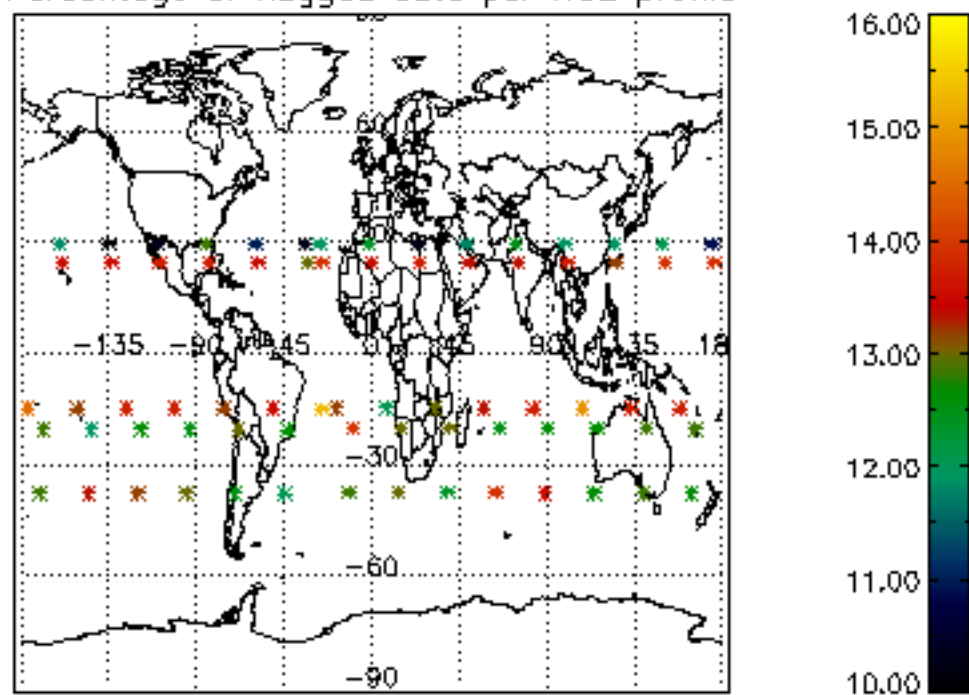
Percentage of flagged data per D3 profile



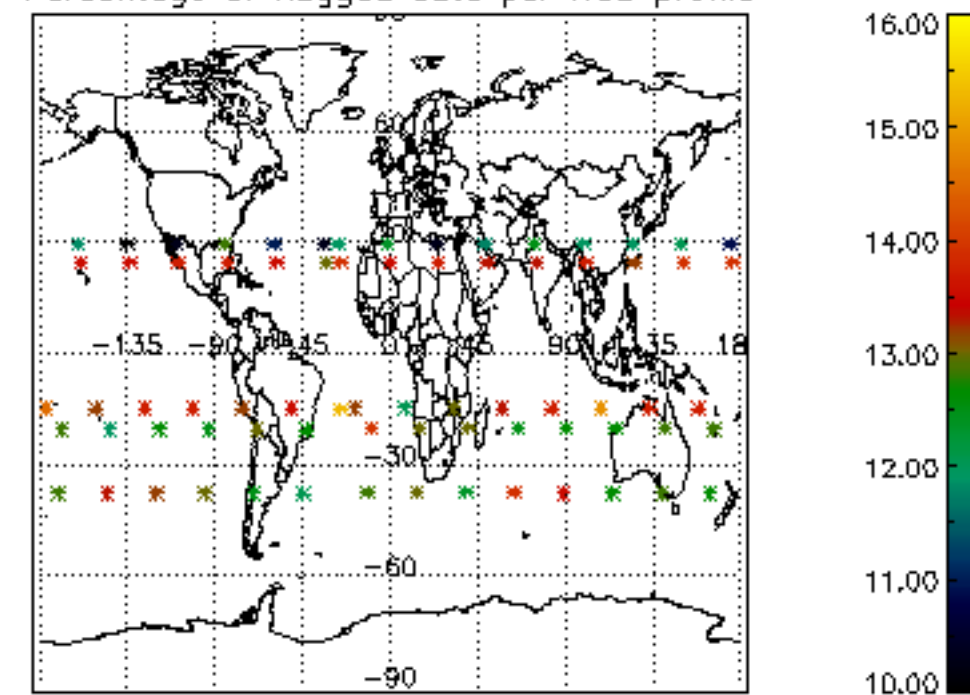
Percentage of flagged data per H2O profile

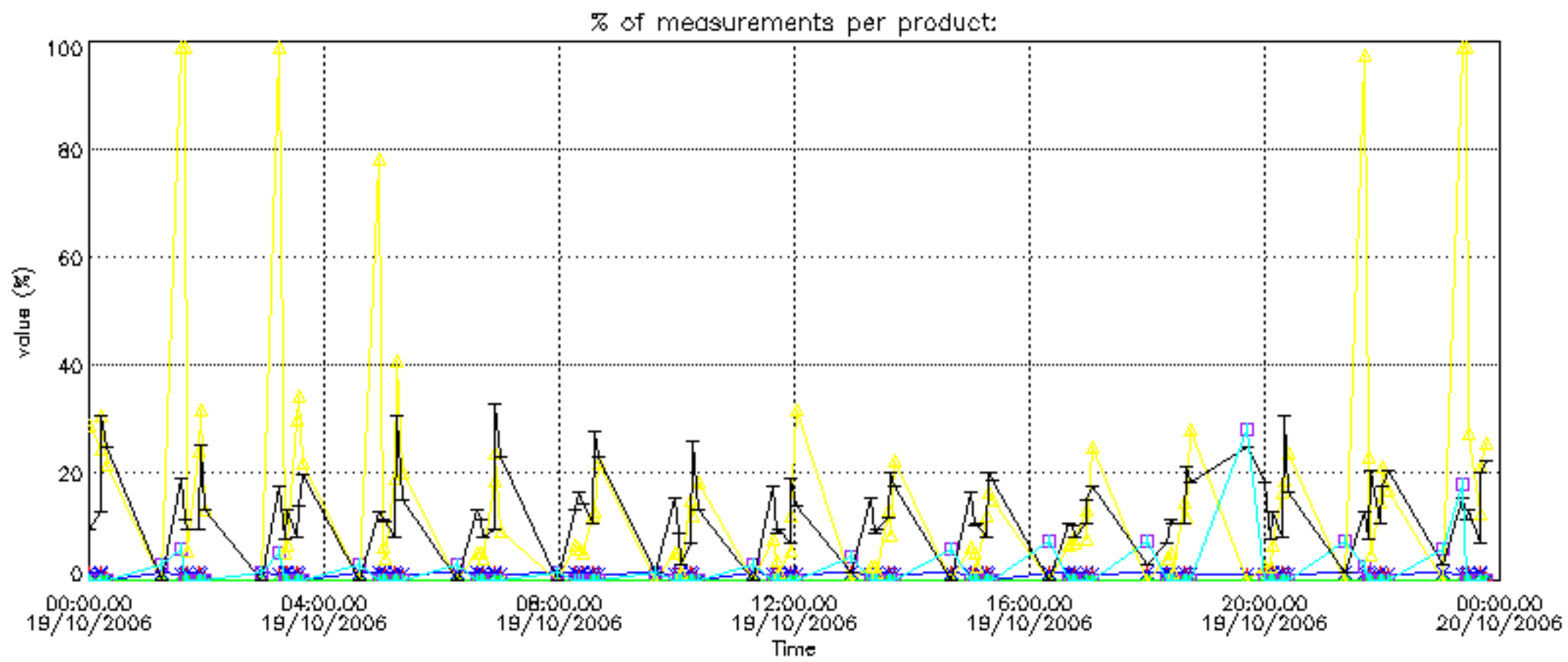


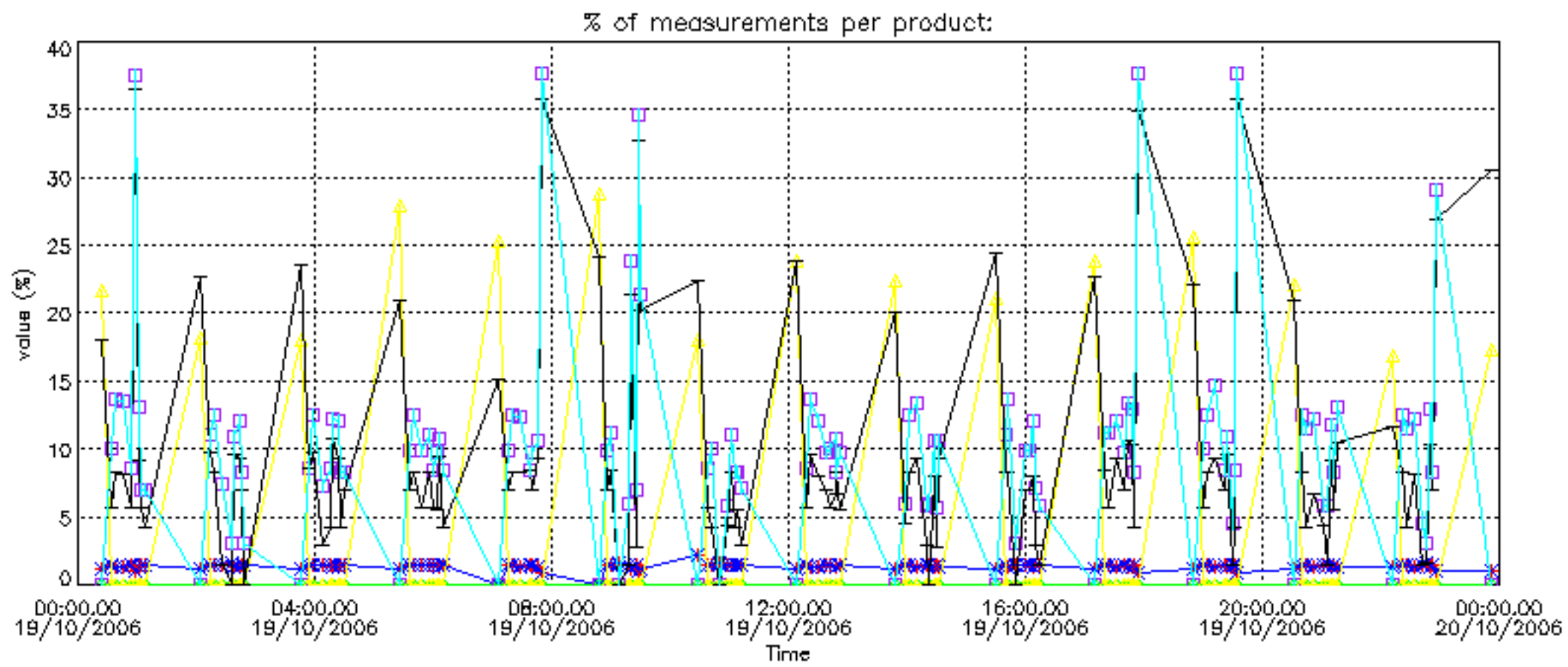
Percentage of flagged data per NO2 profile



Percentage of flagged data per NO3 profile

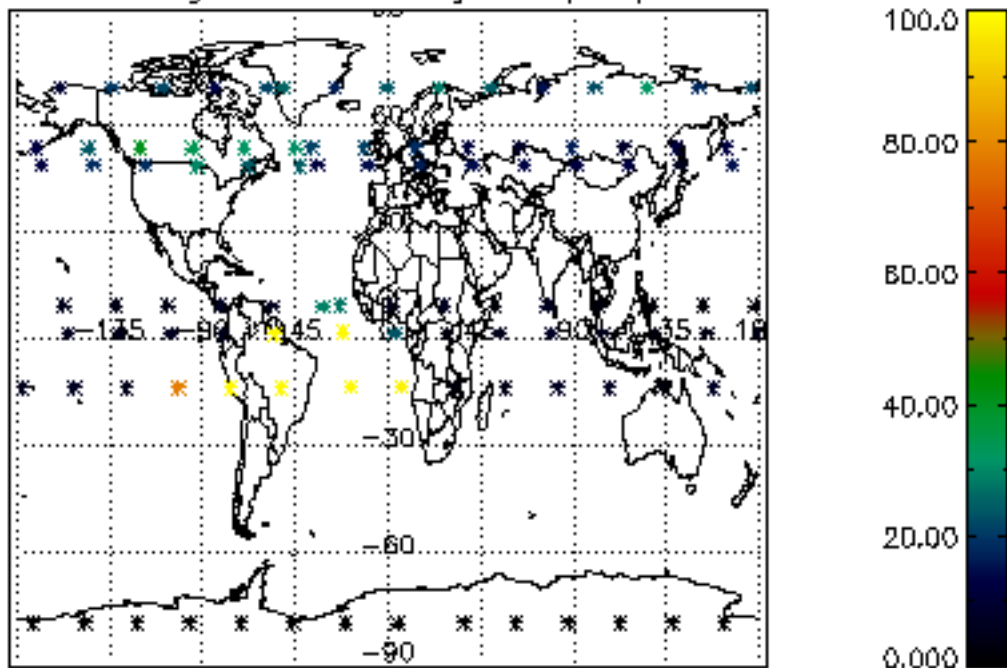




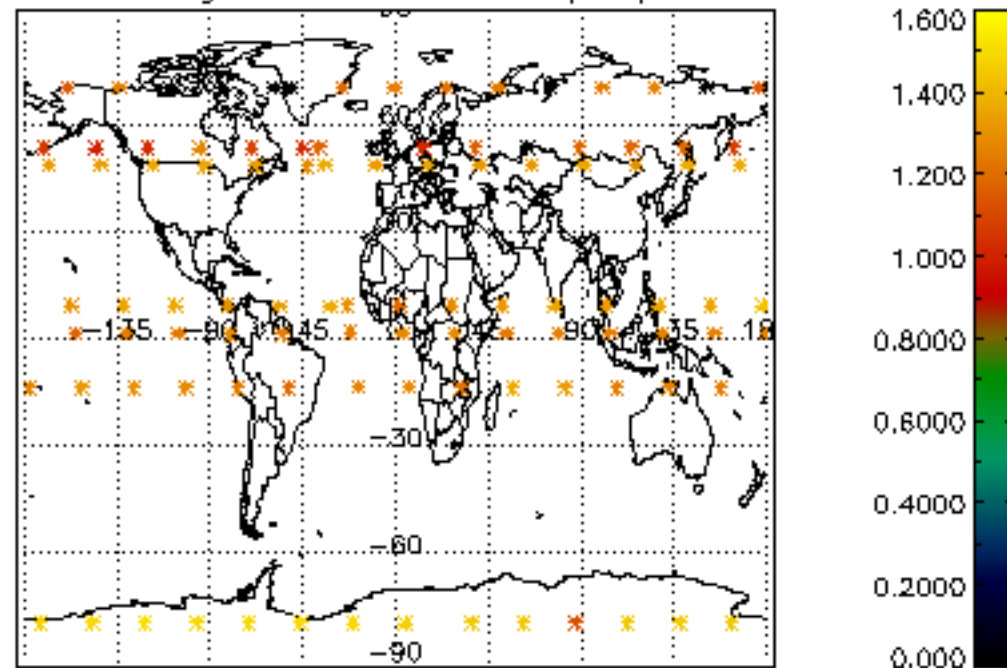




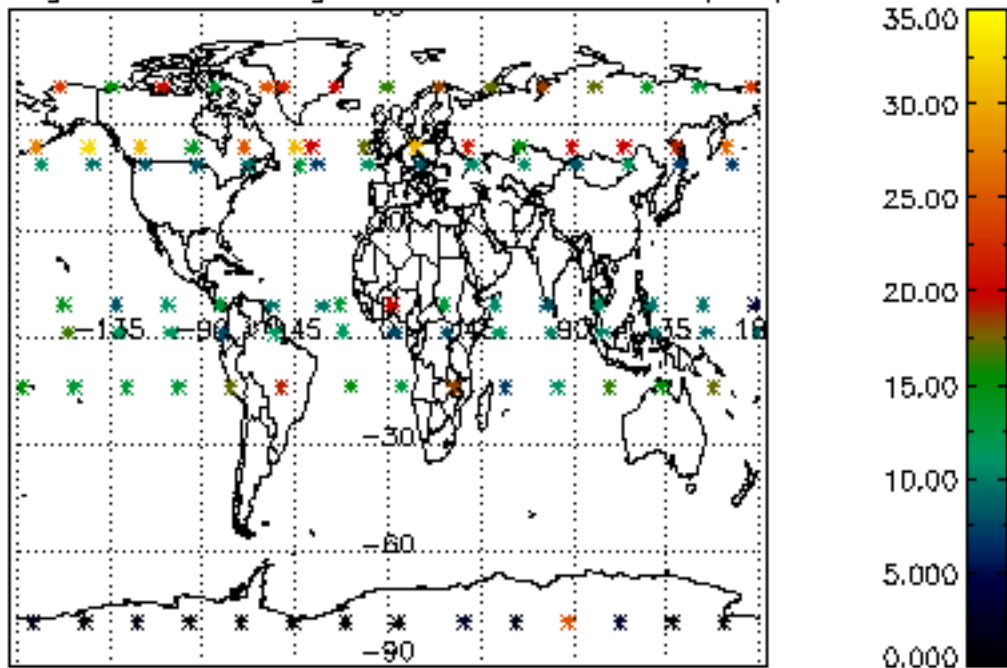
Percentage of cosmic ray hits per profile



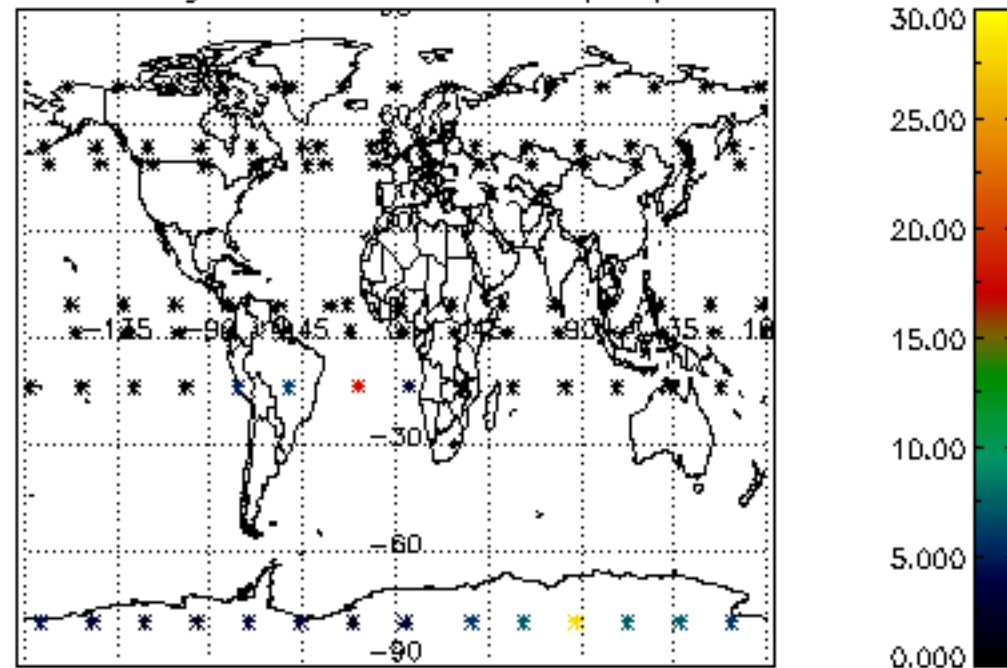
Percentage of datation errors per profile



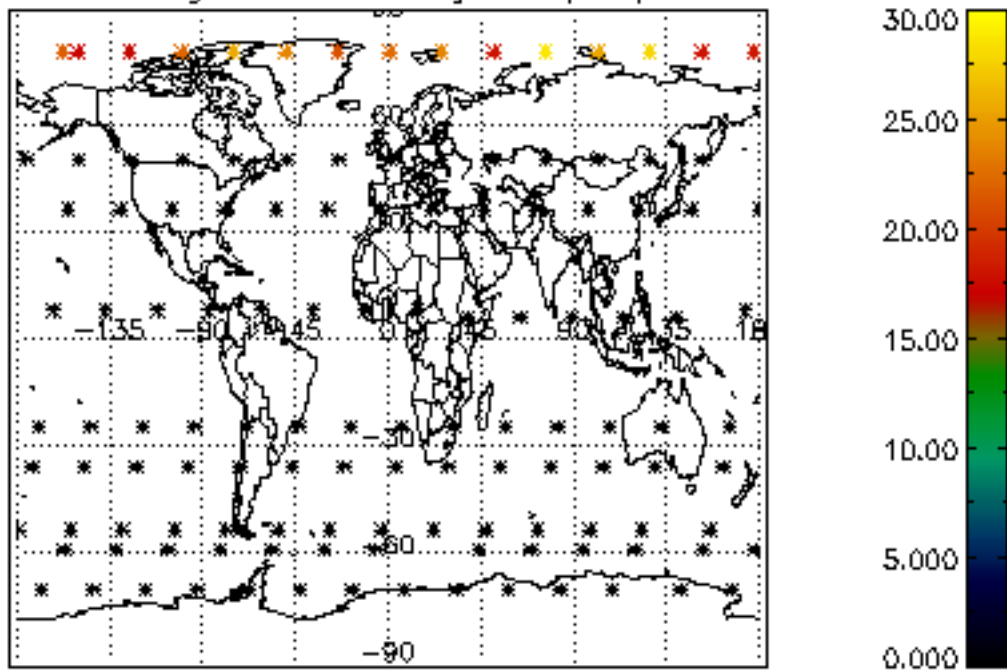
Percentage of star falling outside central band per profile



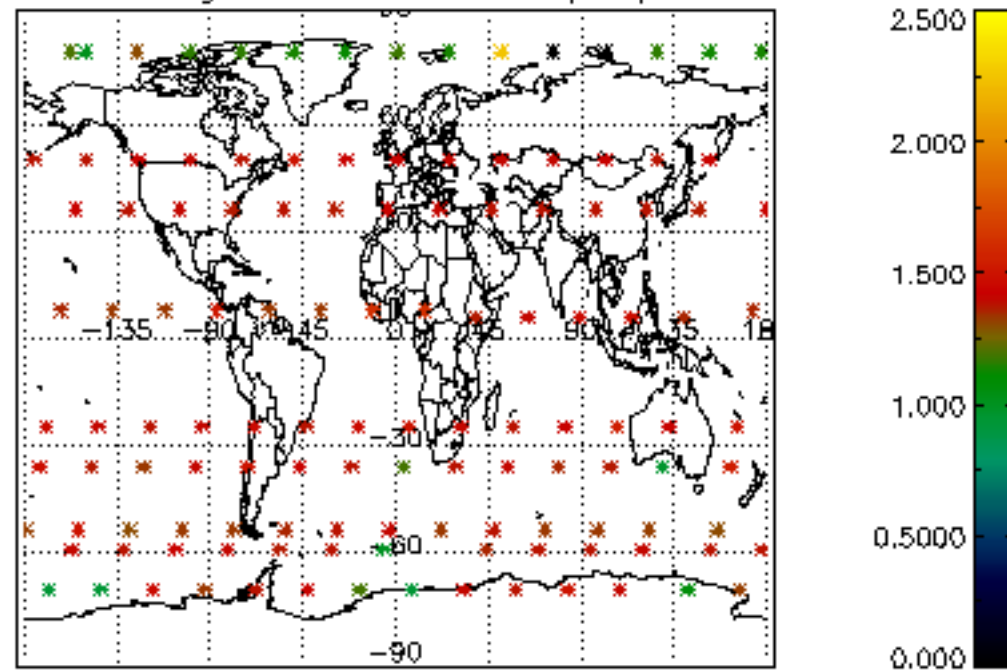
Percentage of saturation errors per profile



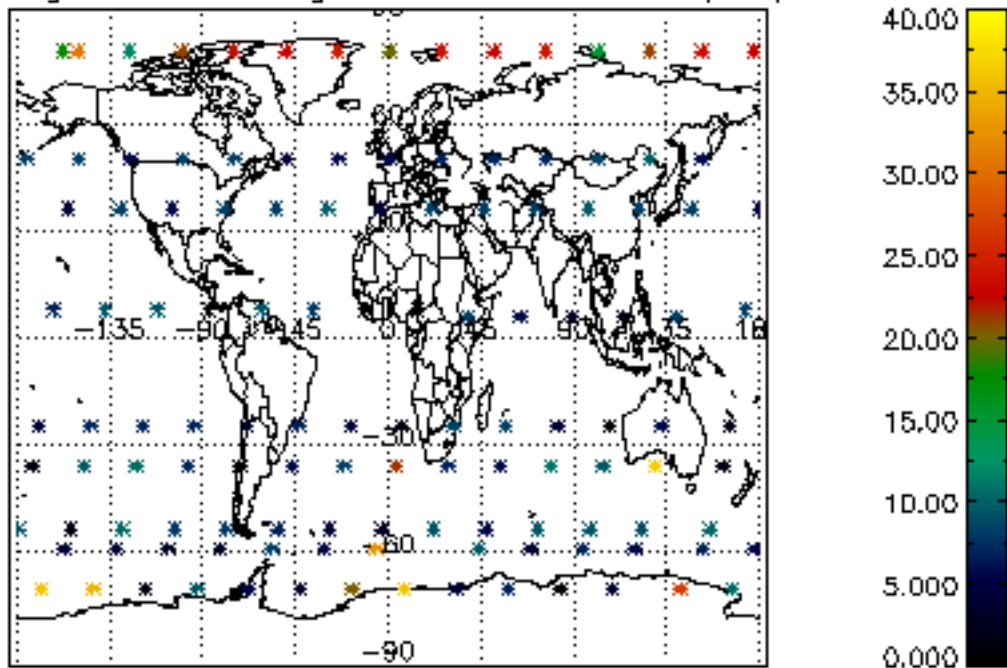
Percentage of cosmic ray hits per profile



Percentage of datation errors per profile



Percentage of star falling outside central band per profile



Percentage of saturation errors per profile

