

GOMOS Level 2 Daily Report

SUMMARY

[1. General Info](#)

[2. Summary of processed GOM_NL_2P products](#)

[3. Level 2 Quality information per product](#)

[3.1 Plot of level 2 quality information per product \(time dependant\)](#)

[3.2 Plot of level 2 quality information per product \(world map\)](#)

[4. Level 1 Quality information per product \(stored on level 2 products\)](#)

[4.1 Plot of level 1 quality information per product \(time dependant\)](#)

[4.1.1 Plot of level 1 quality information per product \(time dependant\): ASCENDING](#)

[4.1.2 Plot of level 1 quality information per product \(time dependant\): DESCENDING](#)

[4.2 Plot of level 1 quality information per product \(world map\)](#)

[4.2.1 Plot of level 1 quality information per product \(world map\): ASCENDING](#)

[4.2.2 Plot of level 1 quality information per product \(world map\): DESCENDING](#)

[5. Ozone profiles based on quality statistics and other trace gas profiles](#)

[5.1 Ozone statistics based on quality of products](#)

[5.2 Plot ozone profiles for all STD \(dark without errors\)](#)

[5.3 Plot ozone profiles where STD < 20% \(dark without errors\)](#)

[5.4. Plot ozone profiles where STD < 10% \(dark without errors\)](#)

[5.5. Plot ozone profiles where STD < 5% \(dark without errors\)](#)

[5.6 Plot NO2 profiles for all STD \(dark without errors\)](#)

[5.7 Plot NO3 profiles for all STD \(dark without errors\)](#)

[5.8 Plot H2O profiles \(only for occultations of stars 1,2,3,4,13,14,16,26,63 dark without errors\) for all STD](#)

[6. Auxiliary Data Files used for the production reported in section 2](#)

This report presents the daily analysis on parameters extracted from GOMOS level 2 data (GOM_NL__2P). It is intended to monitor some important parameters that will impact the quality of these products. A list of level 2 products (and content) that have arrived during the reporting day to the PCF is also given.

Item	Value
Time of report generation	24APR2013 04:56:15
Data source version	GOMOS/6.01
Start time of products	13-10-2006 (13OCT2006 00:00:00)
Stop time of products	14-10-2006 (14OCT2006 00:00:00)
Store outputs in DB	Yes
Nb of level 2 prods	263
Nb of prods with errors	0

2. Summary of processed GOM_NL__2P products.

Nr	Filename	UTC Start time	Limb	Duration	Star Id	Star Name	Star Mag	Star Temp	Nb Meas	Orbit	Prod. error
1	GOM_NL__2PRFIN20061013_000044_000000342052_00045_24147_2631.N1	13-OCT-2006 00:00:44	Dark	33.500	9	Alp Eri	0.45300	24000.	67	24147	No
2	GOM_NL__2PRFIN20061013_001227_000000382052_00045_24147_2632.N1	13-OCT-2006 00:12:27	Straylight	37.500	52	16Bet Cet	2.0370	4500.0	75	24147	No
3	GOM_NL__2PRFIN20061013_002212_000000322052_00045_24147_2633.N1	13-OCT-2006 00:22:12	Bright	31.500	140	88Gam Peg	2.8340	26000.	63	24147	No
4	GOM_NL__2PRFIN20061013_002611_000000322052_00045_24147_2634.N1	13-OCT-2006 00:26:11	Bright	31.500	58	21Alp And	2.0730	11000.	63	24147	No
5	GOM_NL__2PRFIN20061013_003421_000000332052_00045_24147_2635.N1	13-OCT-2006 00:34:21	Bright	32.500	68	18Alp Cas	2.2250	4500.0	65	24147	No
6	GOM_NL__2PRFIN20061013_003544_000000312052_00045_24147_2636.N1	13-OCT-2006 00:35:44	Bright	31.000	76	27Gam Cas	2.3000	30000.	62	24147	No
7	GOM_NL__2PRFIN20061013_004314_000000262052_00045_24147_2637.N1	13-OCT-2006 00:43:14	Bright	25.500	49	1Alp UMi	1.9900	6300.0	51	24147	No
8	GOM_NL__2PRFIN20061013_005124_000000322052_00045_24147_2638.N1	13-OCT-2006 00:51:24	Bright	32.000	36	50Alp UMa	1.8000	6300.0	64	24147	No
9	GOM_NL__2PRFIN20061013_005257_000000302052_00045_24147_2639.N1	13-OCT-2006 00:52:57	Bright	30.000	82	48Bet UMa	2.3650	10600.	60	24147	No
10	GOM_NL__2PRFIN20061013_005618_000000302052_00045_24147_2640.N1	13-OCT-2006 00:56:18	Bright	30.000	174	52Psi UMa	3.0040	4400.0	60	24147	No
11	GOM_NL__2PRFIN20061013_010310_000000342052_00045_24147_2641.N1	13-OCT-2006 01:03:10	Bright	33.500	166	17Eps Leo	2.9800	6000.0	67	24147	No
12	GOM_NL__2PRFIN20061013_010622_000000352052_00045_24147_2642.N1	13-OCT-2006 01:06:22	Bright	35.000	22	32Alp Leo	1.3600	15200.	70	24147	No
13	GOM_NL__2PRFIN20061013_011333_000000462052_00045_24147_2643.N1	13-OCT-2006 01:13:33	Dark	45.500	48	30Alp Hya	1.9770	4100.0	91	24147	No
14	GOM_NL__2PRFIN20061013_012307_000000402052_00045_24147_2644.N1	13-OCT-2006 01:23:07	Dark	40.000	65	Lam Vel	2.2040	4400.0	80	24147	No
15	GOM_NL__2PRFIN20061013_012611_000000402052_00045_24147_2645.N1	13-OCT-2006 01:26:11	Dark	40.000	34	Gam2Vel	1.7930	23000.	80	24147	No
16	GOM_NL__2PRFIN20061013_013024_000000372052_00046_24148_2630.N1	13-OCT-2006 01:30:24	Dark	36.500	161	Tau Pup	2.9310	4500.0	73	24148	No
17	GOM_NL__2PRFIN20061013_013146_000000552052_00046_24148_2631.N1	13-OCT-2006 01:31:46	Dark	55.000	2	Alp Car	-0.73600	7000.0	110	24148	No
18	GOM_NL__2PRFIN20061013_013953_000000332052_00046_24148_2632.N1	13-OCT-2006 01:39:53	Dark	32.500	143	Alp Hyi	2.8570	7200.0	65	24148	No
19	GOM_NL__2PRFIN20061013_014120_000000362052_00046_24148_2633.N1	13-OCT-2006 01:41:20	Dark	36.000	9	Alp Eri	0.45300	24000.	72	24148	No
20	GOM_NL__2PRFIN20061013_015303_000000402052_00046_24148_2634.N1	13-OCT-2006 01:53:03	Straylight	40.000	52	16Bet Cet	2.0370	4500.0	80	24148	No
21	GOM_NL__2PRFIN20061013_020248_000000312052_00046_24148_2635.N1	13-OCT-2006 02:02:48	Bright	31.000	140	88Gam Peg	2.8340	26000.	62	24148	No
22	GOM_NL__2PRFIN20061013_020648_000000322052_00046_24148_2636.N1	13-OCT-2006 02:06:48	Bright	31.500	58	21Alp And	2.0730	11000.	63	24148	No
23	GOM_NL__2PRFIN20061013_021457_000000322052_00046_24148_2637.N1	13-OCT-2006 02:14:57	Bright	32.000	68	18Alp Cas	2.2250	4500.0	64	24148	No
24	GOM_NL__2PRFIN20061013_021620_000000312052_00046_24148_2638.N1	13-OCT-2006 02:16:20	Bright	31.000	76	27Gam Cas	2.3000	30000.	62	24148	No
25	GOM_NL__2PRFIN20061013_022349_000000282052_00046_24148_2639.N1	13-OCT-2006 02:23:49	Bright	28.000	49	1Alp UMi	1.9900	6300.0	56	24148	No
26	GOM_NL__2PRFIN20061013_023200_000000322052_00046_24148_2640.N1	13-OCT-2006 02:32:00	Bright	32.000	36	50Alp UMa	1.8000	6300.0	64	24148	No
27	GOM_NL__2PRFIN20061013_023333_000000292052_00046_24148_2641.N1	13-OCT-2006 02:33:33	Bright	29.000	82	48Bet UMa	2.3650	10600.	58	24148	No
28	GOM_NL__2PRFIN20061013_023654_000000282052_00046_24148_2642.N1	13-OCT-2006 02:36:54	Bright	28.000	174	52Psi UMa	3.0040	4400.0	56	24148	No
29	GOM_NL__2PRFIN20061013_024346_000000352052_00046_24148_2643.N1	13-OCT-2006 02:43:46	Bright	34.500	166	17Eps Leo	2.9800	6000.0	69	24148	No
30	GOM_NL__2PRFIN20061013_024659_000000342052_00046_24148_2644.N1	13-OCT-2006 02:46:59	Bright	34.000	22	32Alp Leo	1.3600	15200.	68	24148	No
31	GOM_NL__2PRFIN20061013_025409_000000432052_00046_24148_2645.N1	13-OCT-2006 02:54:09	Dark	43.000	48	30Alp Hya	1.9770	4100.0	86	24148	No
32	GOM_NL__2PRFIN20061013_030344_000000392052_00046_24148_2646.N1	13-OCT-2006 03:03:44	Dark	38.500	65	Lam Vel	2.2040	4400.0	77	24148	No
33	GOM_NL__2PRFIN20061013_030648_000000372052_00046_24148_2647.N1	13-OCT-2006 03:06:48	Dark	37.000	34	Gam2Vel	1.7930	23000.	74	24148	No
34	GOM_NL__2PRFIN20061013_031101_000000392052_00047_24149_2631.N1	13-OCT-2006 03:11:01	Dark	38.500	161	Tau Pup	2.9310	4500.0	77	24149	No
35	GOM_NL__2PRFIN20061013_031223_000000412052_00047_24149_2632.N1	13-OCT-2006 03:12:23	Dark	40.500	2	Alp Car	-0.73600	7000.0	81	24149	No
36	GOM_NL__2PRFIN20061013_032029_000000322052_00047_24149_2633.N1	13-OCT-2006 03:20:29	Dark	32.000	143	Alp Hyi	2.8570	7200.0	64	24149	No
37	GOM_NL__2PRFIN20061013_032156_000000332052_00047_24149_2634.N1	13-OCT-2006 03:21:56	Dark	33.000	9	Alp Eri	0.45300	24000.	66	24149	No
38	GOM_NL__2PRFIN20061013_033339_000000382052_00047_24149_2635.N1	13-OCT-2006 03:33:39	Straylight	38.000	52	16Bet Cet	2.0370	4500.0	76	24149	No
39	GOM_NL__2PRFIN20061013_034324_000000302052_00047_24149_2636.N1	13-OCT-2006 03:43:24	Bright	30.000	140	88Gam Peg	2.8340	26000.	60	24149	No
40	GOM_NL__2PRFIN20061013_034723_000000312052_00047_24149_2637.N1	13-OCT-2006 03:47:23	Bright	31.000	58	21Alp And	2.0730	11000.	62	24149	No
41	GOM_NL__2PRFIN20061013_035533_000000332052_00047_24149_2638.N1	13-OCT-2006 03:55:33	Bright	32.500	68	18Alp Cas	2.2250	4500.0	65	24149	No
42	GOM_NL__2PRFIN20061013_035655_000000322052_00047_24149_2639.N1	13-OCT-2006 03:56:55	Bright	32.000	76	27Gam Cas	2.3000	30000.	64	24149	No

43	GOM_NL__2PRFIN20061013_040425_000000302052_00047_24149_2640.N1	13-OCT-2006 04:04:25	Bright	30.000	49	1Alp UMi	1.9900	6300.0	60	24149	No
44	GOM_NL__2PRFIN20061013_041236_000000312052_00047_24149_2641.N1	13-OCT-2006 04:12:36	Bright	31.000	36	50Alp UMa	1.8000	6300.0	62	24149	No
45	GOM_NL__2PRFIN20061013_041409_000000292052_00047_24149_2642.N1	13-OCT-2006 04:14:09	Bright	28.500	82	48Bet UMa	2.3650	10600.	57	24149	No
46	GOM_NL__2PRFIN20061013_041730_000000302052_00047_24149_2643.N1	13-OCT-2006 04:17:30	Bright	30.000	174	52Psi UMa	3.0040	4400.0	60	24149	No
47	GOM_NL__2PRFIN20061013_042422_000000342052_00047_24149_2644.N1	13-OCT-2006 04:24:22	Bright	33.500	166	17Eps Leo	2.9800	6000.0	67	24149	No
48	GOM_NL__2PRFIN20061013_042735_000000342052_00047_24149_2645.N1	13-OCT-2006 04:27:35	Bright	33.500	22	32Alp Leo	1.3600	15200.	67	24149	No
49	GOM_NL__2PRFIN20061013_043446_000000442052_00047_24149_2646.N1	13-OCT-2006 04:34:46	Dark	43.500	48	30Alp Hya	1.9770	4100.0	87	24149	No
50	GOM_NL__2PRFIN20061013_044421_000000432052_00047_24149_2647.N1	13-OCT-2006 04:44:21	Dark	42.500	65	Lam Vel	2.2040	4400.0	85	24149	No
51	GOM_NL__2PRFIN20061013_044725_000000362052_00047_24149_2648.N1	13-OCT-2006 04:47:25	Dark	36.000	34	Gam2Vel	1.7930	23000.	72	24149	No
52	GOM_NL__2PRFIN20061013_045137_000000372052_00048_24150_2631.N1	13-OCT-2006 04:51:37	Dark	37.000	161	Tau Pup	2.9310	4500.0	74	24150	No
53	GOM_NL__2PRFIN20061013_045259_000000412052_00048_24150_2632.N1	13-OCT-2006 04:52:59	Dark	41.000	2	Alp Car	-0.73600	7000.0	82	24150	No
54	GOM_NL__2PRFIN20061013_050105_000000312052_00048_24150_2633.N1	13-OCT-2006 05:01:05	Dark	31.000	143	Alp Hyi	2.8570	7200.0	62	24150	No
55	GOM_NL__2PRFIN20061013_050232_000000382052_00048_24150_2634.N1	13-OCT-2006 05:02:32	Dark	38.000	9	Alp Eri	0.45300	24000.	76	24150	No
56	GOM_NL__2PRFIN20061013_051416_000000392052_00048_24150_2635.N1	13-OCT-2006 05:14:16	Straylight	38.500	52	16Bet Cet	2.0370	4500.0	77	24150	No
57	GOM_NL__2PRFIN20061013_052400_000000322052_00048_24150_2636.N1	13-OCT-2006 05:24:00	Bright	32.000	140	88Gam Peg	2.8340	26000.	64	24150	No
58	GOM_NL__2PRFIN20061013_052759_000000312052_00048_24150_2637.N1	13-OCT-2006 05:27:59	Bright	31.000	58	21Alp And	2.0730	11000.	62	24150	No
59	GOM_NL__2PRFIN20061013_053608_000000332052_00048_24150_2638.N1	13-OCT-2006 05:36:08	Bright	32.500	68	18Alp Cas	2.2250	4500.0	65	24150	No
60	GOM_NL__2PRFIN20061013_053731_000000332052_00048_24150_2639.N1	13-OCT-2006 05:37:31	Bright	32.500	76	27Gam Cas	2.3000	30000.	65	24150	No
61	GOM_NL__2PRFIN20061013_054501_000000292052_00048_24150_2640.N1	13-OCT-2006 05:45:01	Bright	28.500	49	1Alp UMi	1.9900	6300.0	57	24150	No
62	GOM_NL__2PRFIN20061013_055312_000000312052_00048_24150_2641.N1	13-OCT-2006 05:53:12	Bright	31.000	36	50Alp UMa	1.8000	6300.0	62	24150	No
63	GOM_NL__2PRFIN20061013_055445_000000292052_00048_24150_2642.N1	13-OCT-2006 05:54:45	Bright	28.500	82	48Bet UMa	2.3650	10600.	57	24150	No
64	GOM_NL__2PRFIN20061013_055806_000000292052_00048_24150_2643.N1	13-OCT-2006 05:58:06	Bright	28.500	174	52Psi UMa	3.0040	4400.0	57	24150	No
65	GOM_NL__2PRFIN20061013_060459_000000342052_00048_24150_2644.N1	13-OCT-2006 06:04:59	Bright	34.000	166	17Eps Leo	2.9800	6000.0	68	24150	No
66	GOM_NL__2PRFIN20061013_060811_000000342052_00048_24150_2645.N1	13-OCT-2006 06:08:11	Bright	33.500	22	32Alp Leo	1.3600	15200.	67	24150	No
67	GOM_NL__2PRFIN20061013_061522_000000462052_00048_24150_2646.N1	13-OCT-2006 06:15:22	Dark	46.000	48	30Alp Hya	1.9770	4100.0	92	24150	No
68	GOM_NL__2PRFIN20061013_062457_000000412052_00048_24150_2647.N1	13-OCT-2006 06:24:57	Dark	40.500	65	Lam Vel	2.2040	4400.0	81	24150	No
69	GOM_NL__2PRFIN20061013_063214_000000392052_00049_24151_2632.N1	13-OCT-2006 06:32:14	Dark	38.500	161	Tau Pup	2.9310	4500.0	77	24151	No
70	GOM_NL__2PRFIN20061013_063336_000000552052_00049_24151_2633.N1	13-OCT-2006 06:33:36	Dark	55.000	2	Alp Car	-0.73600	7000.0	110	24151	No
71	GOM_NL__2PRFIN20061013_064142_000000332052_00049_24151_2634.N1	13-OCT-2006 06:41:42	Dark	33.000	143	Alp Hyi	2.8570	7200.0	66	24151	No
72	GOM_NL__2PRFIN20061013_064309_000000402052_00049_24151_2635.N1	13-OCT-2006 06:43:09	Dark	39.500	9	Alp Eri	0.45300	24000.	79	24151	No
73	GOM_NL__2PRFIN20061013_065451_000000392052_00049_24151_2636.N1	13-OCT-2006 06:54:51	Straylight	38.500	52	16Bet Cet	2.0370	4500.0	77	24151	No
74	GOM_NL__2PRFIN20061013_070436_000000292052_00049_24151_2637.N1	13-OCT-2006 07:04:36	Bright	29.000	140	88Gam Peg	2.8340	26000.	58	24151	No
75	GOM_NL__2PRFIN20061013_070835_000000312052_00049_24151_2638.N1	13-OCT-2006 07:08:35	Bright	30.500	58	21Alp And	2.0730	11000.	61	24151	No
76	GOM_NL__2PRFIN20061013_071644_000000322052_00049_24151_2639.N1	13-OCT-2006 07:16:44	Bright	32.000	68	18Alp Cas	2.2250	4500.0	64	24151	No
77	GOM_NL__2PRFIN20061013_071807_000000322052_00049_24151_2640.N1	13-OCT-2006 07:18:07	Bright	31.500	76	27Gam Cas	2.3000	30000.	63	24151	No
78	GOM_NL__2PRFIN20061013_072537_000000302052_00049_24151_2641.N1	13-OCT-2006 07:25:37	Bright	30.000	49	1Alp UMi	1.9900	6300.0	60	24151	No
79	GOM_NL__2PRFIN20061013_073348_000000312052_00049_24151_2642.N1	13-OCT-2006 07:33:48	Bright	30.500	36	50Alp UMa	1.8000	6300.0	61	24151	No
80	GOM_NL__2PRFIN20061013_073521_000000292052_00049_24151_2643.N1	13-OCT-2006 07:35:21	Bright	28.500	82	48Bet UMa	2.3650	10600.	57	24151	No
81	GOM_NL__2PRFIN20061013_073842_000000292052_00049_24151_2644.N1	13-OCT-2006 07:38:42	Bright	29.000	174	52Psi UMa	3.0040	4400.0	58	24151	No
82	GOM_NL__2PRFIN20061013_074535_000000342052_00049_24151_2645.N1	13-OCT-2006 07:45:35	Bright	33.500	166	17Eps Leo	2.9800	6000.0	67	24151	No
83	GOM_NL__2PRFIN20061013_074848_000000502052_00049_24151_2646.N1	13-OCT-2006 07:48:48	Bright	50.000	22	32Alp Leo	1.3600	15200.	100	24151	No
84	GOM_NL__2PRFIN20061013_075559_000000442052_00049_24151_2647.N1	13-OCT-2006 07:55:59	Dark	43.500	48	30Alp Hya	1.9770	4100.0	87	24151	No
85	GOM_NL__2PRFIN20061013_080534_000000412052_00049_24151_2648.N1	13-OCT-2006 08:05:34	Dark	41.000	65	Lam Vel	2.2040	4400.0	82	24151	No
86	GOM_NL__2PRFIN20061013_081251_000000372052_00050_24152_2633.N1	13-OCT-2006 08:12:51	Dark	36.500	161	Tau Pup	2.9310	4500.0	73	24152	No
87	GOM_NL__2PRFIN20061013_081413_000000502052_00050_24152_2634.N1	13-OCT-2006 08:14:13	Dark	49.500	2	Alp Car	-0.73600	7000.0	99	24152	No
88	GOM_NL__2PRFIN20061013_082218_000000362052_00050_24152_2635.N1	13-OCT-2006 08:22:18	Dark	36.000	143	Alp Hyi	2.8570	7200.0	72	24152	No
89	GOM_NL__2PRFIN20061013_082345_000000392052_00050_24152_2636.N1	13-OCT-2006 08:23:45	Dark	38.500	9	Alp Eri	0.45300	24000.	77	24152	No
90	GOM_NL__2PRFIN20061013_083528_000000382052_00050_24152_2637.N1	13-OCT-2006 08:35:28	Straylight	38.000	52	16Bet Cet	2.0370	4500.0	76	24152	No
91	GOM_NL__2PRFIN20061013_084512_000000302052_00050_24152_2638.N1	13-OCT-2006 08:45:12	Bright	29.500	140	88Gam Peg	2.8340	26000.	59	24152	No
92	GOM_NL__2PRFIN20061013_084911_000000312052_00050_24152_2639.N1	13-OCT-2006 08:49:11	Bright	31.000	58	21Alp And	2.0730	11000.	62	24152	No
93	GOM_NL__2PRFIN20061013_085720_000000322052_00050_24152_2640.N1	13-OCT-2006 08:57:20	Bright	32.000	68	18Alp Cas	2.2250	4500.0	64	24152	No
94	GOM_NL__2PRFIN20061013_085843_000000332052_00050_24152_2641.N1	13-OCT-2006 08:58:43	Bright	32.500	76	27Gam Cas	2.3000	30000.	65	24152	No
95	GOM_NL__2PRFIN20061013_090612_000000282052_00050_24152_2642.N1	13-OCT-2006 09:06:12	Bright	27.500	49	1Alp UMi	1.9900	6300.0	55	24152	No
96	GOM_NL__2PRFIN20061013_091425_000000312052_00050_24152_2643.N1	13-OCT-2006 09:14:25	Bright	30.500	36	50Alp UMa	1.8000	6300.0	61	24152	No
97	GOM_NL__2PRFIN20061013_091557_000000302052_00050_24152_2644.N1	13-OCT-2006 09:15:57	Bright	29.500	82	48Bet UMa	2.3650	10600.	59	24152	No
98	GOM_NL__2PRFIN20061013_091918_000000292052_00050_24152_2645.N1	13-OCT-2006 09:19:18	Bright	29.000	174	52Psi UMa	3.0040	4400.0	58	24152	No
99	GOM_NL__2PRFIN20061013_092611_000000322052_00050_24152_2646.N1	13-OCT-2006 09:26:11	Bright	32.000	166	17Eps Leo	2.9800	6000.0	64	24152	No
100	GOM_NL__2PRFIN20061013_092924_000000332052_00050_24152_2647.N1	13-OCT-2006 09:29:24	Bright	33.000	22	32Alp Leo	1.3600	15200.	66	24152	No
101	GOM_NL__2PRFIN20061013_093635_000000452052_00050_24152_2648.N1	13-OCT-2006 09:36:35	Dark	44.500	48	30Alp Hya	1.9770	4100.0	89	24152	No

102	GOM_NL__2PRFIN20061013_094610_000000392052_00050_24152_2649.N1	13-OCT-2006 09:46:10	Dark	39.000	65	Lam Vel	2.2040	4400.0	78	24152	No
103	GOM_NL__2PRFIN20061013_094819_000000352052_00050_24152_2650.N1	13-OCT-2006 09:48:19	Dark	35.000	70	Zet Pup	2.2460	39000.	70	24152	No
104	GOM_NL__2PRFIN20061013_094915_000000362052_00050_24152_2651.N1	13-OCT-2006 09:49:15	Dark	36.000	34	Gam2Vel	1.7930	23000.	72	24152	No
105	GOM_NL__2PRFIN20061013_095328_000000392052_00051_24153_2634.N1	13-OCT-2006 09:53:28	Dark	38.500	161	Tau Pup	2.9310	4500.0	77	24153	No
106	GOM_NL__2PRFIN20061013_095450_000000422052_00051_24153_2635.N1	13-OCT-2006 09:54:50	Dark	41.500	2	Alp Car	-0.73600	7000.0	83	24153	No
107	GOM_NL__2PRFIN20061013_100254_000000312052_00051_24153_2636.N1	13-OCT-2006 10:02:54	Dark	31.000	143	Alp Hyi	2.8570	7200.0	62	24153	No
108	GOM_NL__2PRFIN20061013_100421_000000442052_00051_24153_2637.N1	13-OCT-2006 10:04:21	Dark	43.500	9	Alp Eri	0.45300	24000.	87	24153	No
109	GOM_NL__2PRFIN20061013_101604_000000402052_00051_24153_2638.N1	13-OCT-2006 10:16:04	Straylight	40.000	52	16Bet Cet	2.0370	4500.0	80	24153	No
110	GOM_NL__2PRFIN20061013_102548_000000302052_00051_24153_2639.N1	13-OCT-2006 10:25:48	Bright	29.500	140	88Gam Peg	2.8340	26000.	59	24153	No
111	GOM_NL__2PRFIN20061013_102947_000000312052_00051_24153_2640.N1	13-OCT-2006 10:29:47	Bright	30.500	58	21Alp And	2.0730	11000.	61	24153	No
112	GOM_NL__2PRFIN20061013_103755_000000332052_00051_24153_2641.N1	13-OCT-2006 10:37:55	Bright	33.000	68	18Alp Cas	2.2250	4500.0	66	24153	No
113	GOM_NL__2PRFIN20061013_103918_000000372052_00051_24153_2642.N1	13-OCT-2006 10:39:18	Bright	37.000	76	27Gam Cas	2.3000	30000.	74	24153	No
114	GOM_NL__2PRFIN20061013_104648_000000302052_00051_24153_2643.N1	13-OCT-2006 10:46:48	Bright	29.500	49	1Alp UMi	1.9900	6300.0	59	24153	No
115	GOM_NL__2PRFIN20061013_105500_000000282052_00051_24153_2644.N1	13-OCT-2006 10:55:00	Bright	28.000	36	50Alp UMa	1.8000	6300.0	56	24153	No
116	GOM_NL__2PRFIN20061013_105633_000000282052_00051_24153_2645.N1	13-OCT-2006 10:56:33	Bright	28.000	82	48Bet UMa	2.3650	10600.	56	24153	No
117	GOM_NL__2PRFIN20061013_105954_000000302052_00051_24153_2646.N1	13-OCT-2006 10:59:54	Bright	30.000	174	52Psi UMa	3.0040	4400.0	60	24153	No
118	GOM_NL__2PRFIN20061013_110647_000000322052_00051_24153_2647.N1	13-OCT-2006 11:06:47	Bright	32.000	166	17Eps Leo	2.9800	6000.0	64	24153	No
119	GOM_NL__2PRFIN20061013_111000_000000332052_00051_24153_2648.N1	13-OCT-2006 11:10:00	Bright	33.000	22	32Alp Leo	1.3600	15200.	66	24153	No
120	GOM_NL__2PRFIN20061013_111712_000000472052_00051_24153_2649.N1	13-OCT-2006 11:17:12	Dark	47.000	48	30Alp Hya	1.9770	4100.0	94	24153	No
121	GOM_NL__2PRFIN20061013_112647_000000462052_00051_24153_2650.N1	13-OCT-2006 11:26:47	Dark	46.000	65	Lam Vel	2.2040	4400.0	92	24153	No
122	GOM_NL__2PRFIN20061013_112855_000000352052_00051_24153_2651.N1	13-OCT-2006 11:28:55	Dark	35.000	70	Zet Pup	2.2460	39000.	70	24153	No
123	GOM_NL__2PRFIN20061013_112952_000000442052_00051_24153_2652.N1	13-OCT-2006 11:29:52	Dark	43.500	34	Gam2Vel	1.7930	23000.	87	24153	No
124	GOM_NL__2PRFIN20061013_113405_000000382052_00052_24154_2635.N1	13-OCT-2006 11:34:05	Dark	37.500	161	Tau Pup	2.9310	4500.0	75	24154	No
125	GOM_NL__2PRFIN20061013_113527_000000452052_00052_24154_2636.N1	13-OCT-2006 11:35:27	Dark	44.500	2	Alp Car	-0.73600	7000.0	89	24154	No
126	GOM_NL__2PRFIN20061013_114331_000000322052_00052_24154_2637.N1	13-OCT-2006 11:43:31	Dark	31.500	143	Alp Hyi	2.8570	7200.0	63	24154	No
127	GOM_NL__2PRFIN20061013_114457_000000342052_00052_24154_2638.N1	13-OCT-2006 11:44:57	Dark	33.500	9	Alp Eri	0.45300	24000.	67	24154	No
128	GOM_NL__2PRFIN20061013_115640_000000362052_00052_24154_2639.N1	13-OCT-2006 11:56:40	Straylight	36.000	52	16Bet Cet	2.0370	4500.0	72	24154	No
129	GOM_NL__2PRFIN20061013_120624_000000302052_00052_24154_2640.N1	13-OCT-2006 12:06:24	Bright	30.000	140	88Gam Peg	2.8340	26000.	60	24154	No
130	GOM_NL__2PRFIN20061013_121023_000000312052_00052_24154_2641.N1	13-OCT-2006 12:10:23	Bright	31.000	58	21Alp And	2.0730	11000.	62	24154	No
131	GOM_NL__2PRFIN20061013_121831_000000342052_00052_24154_2642.N1	13-OCT-2006 12:18:31	Bright	33.500	68	18Alp Cas	2.2250	4500.0	67	24154	No
132	GOM_NL__2PRFIN20061013_121954_000000322052_00052_24154_2643.N1	13-OCT-2006 12:19:54	Bright	32.000	76	27Gam Cas	2.3000	30000.	64	24154	No
133	GOM_NL__2PRFIN20061013_122724_000000302052_00052_24154_2644.N1	13-OCT-2006 12:27:24	Bright	30.000	49	1Alp UMi	1.9900	6300.0	60	24154	No
134	GOM_NL__2PRFIN20061013_123536_000000302052_00052_24154_2645.N1	13-OCT-2006 12:35:36	Bright	29.500	36	50Alp UMa	1.8000	6300.0	59	24154	No
135	GOM_NL__2PRFIN20061013_123709_000000292052_00052_24154_2646.N1	13-OCT-2006 12:37:09	Bright	28.500	82	48Bet UMa	2.3650	10600.	57	24154	No
136	GOM_NL__2PRFIN20061013_124030_000000292052_00052_24154_2647.N1	13-OCT-2006 12:40:30	Bright	29.000	174	52Psi UMa	3.0040	4400.0	58	24154	No
137	GOM_NL__2PRFIN20061013_124805_000000322052_00052_24154_2648.N1	13-OCT-2006 12:48:05	Bright	31.500	51	41Gam1Leo	2.0100	4500.0	63	24154	No
138	GOM_NL__2PRFIN20061013_125036_000000502052_00052_24154_2649.N1	13-OCT-2006 12:50:36	Bright	50.000	22	32Alp Leo	1.3600	15200.	100	24154	No
139	GOM_NL__2PRFIN20061013_125748_000000482052_00052_24154_2650.N1	13-OCT-2006 12:57:48	Dark	48.000	48	30Alp Hya	1.9770	4100.0	96	24154	No
140	GOM_NL__2PRFIN20061013_130723_000000442052_00052_24154_2651.N1	13-OCT-2006 13:07:23	Dark	44.000	65	Lam Vel	2.2040	4400.0	88	24154	No
141	GOM_NL__2PRFIN20061013_130932_000000302052_00052_24154_2652.N1	13-OCT-2006 13:09:32	Dark	30.000	70	Zet Pup	2.2460	39000.	60	24154	No
142	GOM_NL__2PRFIN20061013_131028_000000422052_00052_24154_2653.N1	13-OCT-2006 13:10:28	Dark	41.500	34	Gam2Vel	1.7930	23000.	83	24154	No
143	GOM_NL__2PRFIN20061013_131442_000000392052_00053_24155_2696.N1	13-OCT-2006 13:14:42	Dark	38.500	161	Tau Pup	2.9310	4500.0	77	24155	No
144	GOM_NL__2PRFIN20061013_131604_000000432052_00053_24155_2697.N1	13-OCT-2006 13:16:04	Dark	42.500	2	Alp Car	-0.73600	7000.0	85	24155	No
145	GOM_NL__2PRFIN20061013_132407_000000322052_00053_24155_2698.N1	13-OCT-2006 13:24:07	Dark	31.500	143	Alp Hyi	2.8570	7200.0	63	24155	No
146	GOM_NL__2PRFIN20061013_132534_000000432052_00053_24155_2699.N1	13-OCT-2006 13:25:34	Dark	42.500	9	Alp Eri	0.45300	24000.	85	24155	No
147	GOM_NL__2PRFIN20061013_133716_000000382052_00053_24155_2700.N1	13-OCT-2006 13:37:16	Straylight	38.000	52	16Bet Cet	2.0370	4500.0	76	24155	No
148	GOM_NL__2PRFIN20061013_134700_000000292052_00053_24155_2701.N1	13-OCT-2006 13:47:00	Bright	28.500	140	88Gam Peg	2.8340	26000.	57	24155	No
149	GOM_NL__2PRFIN20061013_135059_000000302052_00053_24155_2702.N1	13-OCT-2006 13:50:59	Bright	29.500	58	21Alp And	2.0730	11000.	59	24155	No
150	GOM_NL__2PRFIN20061013_135907_000000332052_00053_24155_2703.N1	13-OCT-2006 13:59:07	Bright	33.000	68	18Alp Cas	2.2250	4500.0	66	24155	No
151	GOM_NL__2PRFIN20061013_140029_000000332052_00053_24155_2704.N1	13-OCT-2006 14:00:29	Bright	32.500	76	27Gam Cas	2.3000	30000.	65	24155	No
152	GOM_NL__2PRFIN20061013_140800_000000302052_00053_24155_2705.N1	13-OCT-2006 14:08:00	Bright	30.000	49	1Alp UMi	1.9900	6300.0	60	24155	No
153	GOM_NL__2PRFIN20061013_141612_000000312052_00053_24155_2706.N1	13-OCT-2006 14:16:12	Bright	30.500	36	50Alp UMa	1.8000	6300.0	61	24155	No
154	GOM_NL__2PRFIN20061013_141745_000000312052_00053_24155_2707.N1	13-OCT-2006 14:17:45	Bright	31.000	82	48Bet UMa	2.3650	10600.	62	24155	No
155	GOM_NL__2PRFIN20061013_142106_000000312052_00053_24155_2708.N1	13-OCT-2006 14:21:06	Bright	30.500	174	52Psi UMa	3.0040	4400.0	61	24155	No
156	GOM_NL__2PRFIN20061013_142842_000000312052_00053_24155_2709.N1	13-OCT-2006 14:28:42	Bright	31.000	51	41Gam1Leo	2.0100	4500.0	62	24155	No
157	GOM_NL__2PRFIN20061013_143113_000000332052_00053_24155_2710.N1	13-OCT-2006 14:31:13	Bright	33.000	22	32Alp Leo	1.3600	15200.	66	24155	No
158	GOM_NL__2PRFIN20061013_143825_000000462052_00053_24155_2711.N1	13-OCT-2006 14:38:25	Dark	46.000	48	30Alp Hya	1.9770	4100.0	92	24155	No
159	GOM_NL__2PRFIN20061013_144759_000000422052_00053_24155_2712.N1	13-OCT-2006 14:47:59	Dark	42.000	65	Lam Vel	2.2040	4400.0	84	24155	No
160	GOM_NL__2PRFIN20061013_145009_000000302052_00053_24155_2713.N1	13-OCT-2006 14:50:09	Dark	30.000	70	Zet Pup	2.2460	39000.	60	24155	No

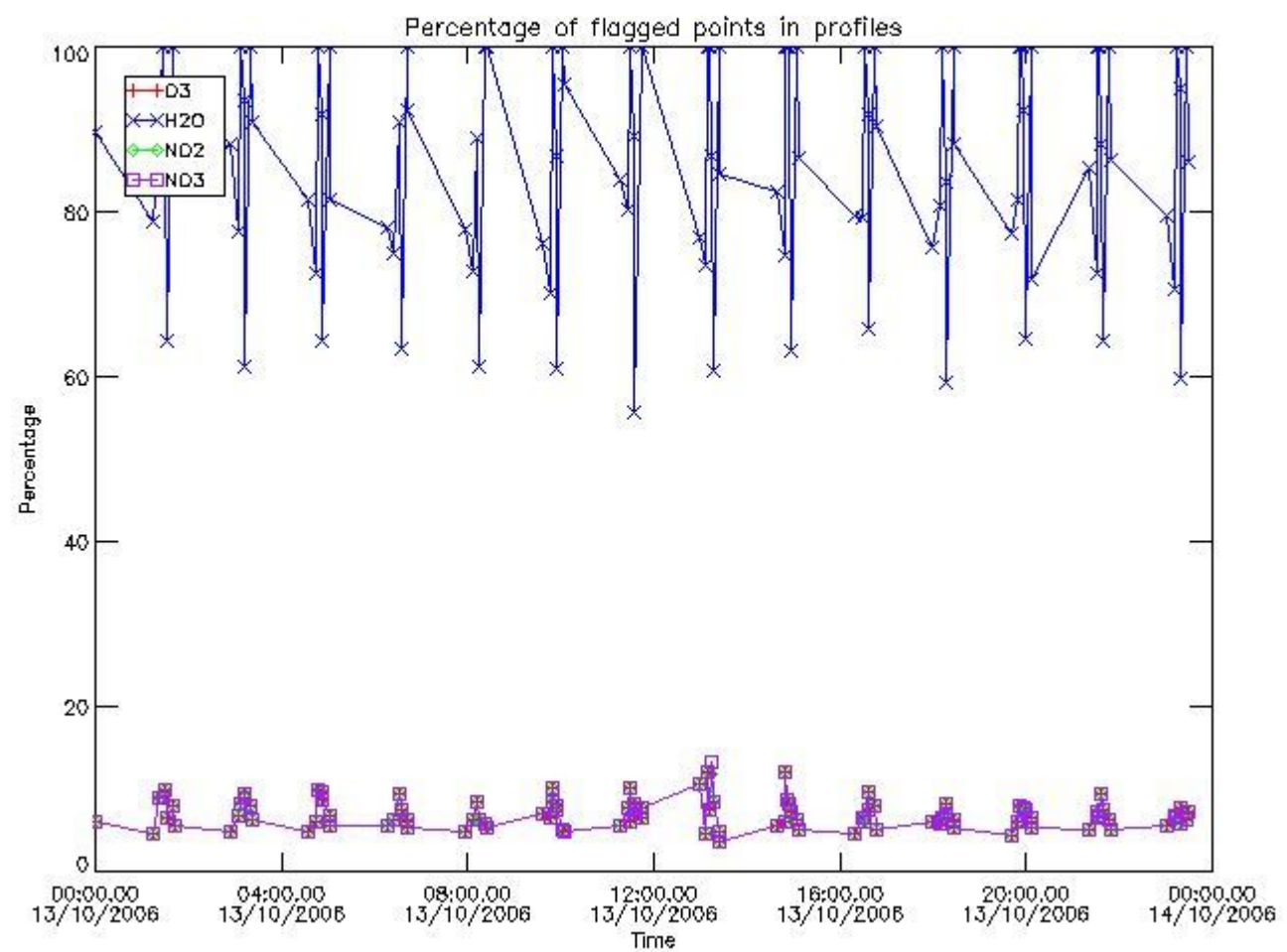
161	GOM_NL__2PRFIN20061013_145105_000000362052_00053_24155_2714.N1	13-OCT-2006 14:51:05	Dark	35.500	34	Gam2Vel	1.7930	23000.	71	24155	No
162	GOM_NL__2PRFIN20061013_145518_000000382052_00054_24156_2696.N1	13-OCT-2006 14:55:18	Dark	37.500	161	Tau Pup	2.9310	4500.0	75	24156	No
163	GOM_NL__2PRFIN20061013_145640_000000432052_00054_24156_2697.N1	13-OCT-2006 14:56:40	Dark	42.500	2	Alp Car	-0.73600	7000.0	85	24156	No
164	GOM_NL__2PRFIN20061013_150443_000000332052_00054_24156_2698.N1	13-OCT-2006 15:04:43	Dark	32.500	143	Alp Hyi	2.8570	7200.0	65	24156	No
165	GOM_NL__2PRFIN20061013_150610_000000412052_00054_24156_2699.N1	13-OCT-2006 15:06:10	Dark	41.000	9	Alp Eri	0.45300	24000.	82	24156	No
166	GOM_NL__2PRFIN20061013_151752_000000382052_00054_24156_2700.N1	13-OCT-2006 15:17:52	Straylight	38.000	52	16Bet Cet	2.0370	4500.0	76	24156	No
167	GOM_NL__2PRFIN20061013_152735_000000302052_00054_24156_2701.N1	13-OCT-2006 15:27:35	Bright	29.500	140	88Gam Peg	2.8340	26000.	59	24156	No
168	GOM_NL__2PRFIN20061013_153134_000000302052_00054_24156_2702.N1	13-OCT-2006 15:31:34	Bright	30.000	58	21Alp And	2.0730	11000.	60	24156	No
169	GOM_NL__2PRFIN20061013_153942_000000312052_00054_24156_2703.N1	13-OCT-2006 15:39:42	Bright	30.500	68	18Alp Cas	2.2250	4500.0	61	24156	No
170	GOM_NL__2PRFIN20061013_154105_000000312052_00054_24156_2704.N1	13-OCT-2006 15:41:05	Bright	30.500	76	27Gam Cas	2.3000	30000.	61	24156	No
171	GOM_NL__2PRFIN20061013_154837_000000292052_00054_24156_2705.N1	13-OCT-2006 15:48:37	Bright	29.000	49	1Alp UMi	1.9900	6300.0	58	24156	No
172	GOM_NL__2PRFIN20061013_155648_000000312052_00054_24156_2706.N1	13-OCT-2006 15:56:48	Bright	31.000	36	50Alp UMa	1.8000	6300.0	62	24156	No
173	GOM_NL__2PRFIN20061013_155821_000000292052_00054_24156_2707.N1	13-OCT-2006 15:58:21	Bright	29.000	82	48Bet UMa	2.3650	10600.	58	24156	No
174	GOM_NL__2PRFIN20061013_160142_000000292052_00054_24156_2708.N1	13-OCT-2006 16:01:42	Bright	28.500	174	52Psi UMa	3.0040	4400.0	57	24156	No
175	GOM_NL__2PRFIN20061013_160918_000000312052_00054_24156_2709.N1	13-OCT-2006 16:09:18	Bright	31.000	51	41Gam1Leo	2.0100	4500.0	62	24156	No
176	GOM_NL__2PRFIN20061013_161149_000000342052_00054_24156_2710.N1	13-OCT-2006 16:11:49	Bright	34.000	22	32Alp Leo	1.3600	15200.	68	24156	No
177	GOM_NL__2PRFIN20061013_161902_000000452052_00054_24156_2711.N1	13-OCT-2006 16:19:02	Dark	44.500	48	30Alp Hya	1.9770	4100.0	89	24156	No
178	GOM_NL__2PRFIN20061013_162836_000000392052_00054_24156_2712.N1	13-OCT-2006 16:28:36	Dark	39.000	65	Lam Vel	2.2040	4400.0	78	24156	No
179	GOM_NL__2PRFIN20061013_163049_000000322052_00054_24156_2713.N1	13-OCT-2006 16:30:49	Dark	31.500	91	Kap Vel	2.4900	26000.	63	24156	No
180	GOM_NL__2PRFIN20061013_163154_000000352052_00055_24157_2714.N1	13-OCT-2006 16:31:54	Dark	34.500	71	lot Car	2.2460	7700.0	69	24157	No
181	GOM_NL__2PRFIN20061013_163555_000000382052_00055_24157_2696.N1	13-OCT-2006 16:35:55	Dark	37.500	161	Tau Pup	2.9310	4500.0	75	24157	No
182	GOM_NL__2PRFIN20061013_163717_000000422052_00055_24157_2697.N1	13-OCT-2006 16:37:17	Dark	41.500	2	Alp Car	-0.73600	7000.0	83	24157	No
183	GOM_NL__2PRFIN20061013_164519_000000322052_00055_24157_2698.N1	13-OCT-2006 16:45:19	Dark	32.000	143	Alp Hyi	2.8570	7200.0	64	24157	No
184	GOM_NL__2PRFIN20061013_164646_000000412052_00055_24157_2699.N1	13-OCT-2006 16:46:46	Dark	41.000	9	Alp Eri	0.45300	24000.	82	24157	No
185	GOM_NL__2PRFIN20061013_165828_000000412052_00055_24157_2700.N1	13-OCT-2006 16:58:28	Straylight	41.000	52	16Bet Cet	2.0370	4500.0	82	24157	No
186	GOM_NL__2PRFIN20061013_170812_000000312052_00055_24157_2701.N1	13-OCT-2006 17:08:12	Bright	31.000	140	88Gam Peg	2.8340	26000.	62	24157	No
187	GOM_NL__2PRFIN20061013_171210_000000322052_00055_24157_2702.N1	13-OCT-2006 17:12:10	Bright	31.500	58	21Alp And	2.0730	11000.	63	24157	No
188	GOM_NL__2PRFIN20061013_172018_000000322052_00055_24157_2703.N1	13-OCT-2006 17:20:18	Bright	32.000	68	18Alp Cas	2.2250	4500.0	64	24157	No
189	GOM_NL__2PRFIN20061013_172141_000000322052_00055_24157_2704.N1	13-OCT-2006 17:21:41	Bright	32.000	76	27Gam Cas	2.3000	30000.	64	24157	No
190	GOM_NL__2PRFIN20061013_172912_000000302052_00055_24157_2705.N1	13-OCT-2006 17:29:12	Bright	30.000	49	1Alp UMi	1.9900	6300.0	60	24157	No
191	GOM_NL__2PRFIN20061013_173724_000000292052_00055_24157_2706.N1	13-OCT-2006 17:37:24	Bright	29.000	36	50Alp UMa	1.8000	6300.0	58	24157	No
192	GOM_NL__2PRFIN20061013_173857_000000302052_00055_24157_2707.N1	13-OCT-2006 17:38:57	Bright	30.000	82	48Bet UMa	2.3650	10600.	60	24157	No
193	GOM_NL__2PRFIN20061013_174218_000000292052_00055_24157_2708.N1	13-OCT-2006 17:42:18	Bright	28.500	174	52Psi UMa	3.0040	4400.0	57	24157	No
194	GOM_NL__2PRFIN20061013_174954_000000322052_00055_24157_2709.N1	13-OCT-2006 17:49:54	Bright	31.500	51	41Gam1Leo	2.0100	4500.0	63	24157	No
195	GOM_NL__2PRFIN20061013_175225_000000342052_00055_24157_2710.N1	13-OCT-2006 17:52:25	Bright	33.500	22	32Alp Leo	1.3600	15200.	67	24157	No
196	GOM_NL__2PRFIN20061013_175938_000000442052_00055_24157_2711.N1	13-OCT-2006 17:59:38	Dark	43.500	48	30Alp Hya	1.9770	4100.0	87	24157	No
197	GOM_NL__2PRFIN20061013_180913_000000452052_00055_24157_2712.N1	13-OCT-2006 18:09:13	Dark	44.500	65	Lam Vel	2.2040	4400.0	89	24157	No
198	GOM_NL__2PRFIN20061013_181125_000000322052_00055_24157_2713.N1	13-OCT-2006 18:11:25	Dark	32.000	91	Kap Vel	2.4900	26000.	64	24157	No
199	GOM_NL__2PRFIN20061013_181230_000000332052_00056_24158_2714.N1	13-OCT-2006 18:12:30	Dark	32.500	71	lot Car	2.2460	7700.0	65	24158	No
200	GOM_NL__2PRFIN20061013_181632_000000372052_00056_24158_2696.N1	13-OCT-2006 18:16:32	Dark	37.000	161	Tau Pup	2.9310	4500.0	74	24158	No
201	GOM_NL__2PRFIN20061013_181754_000000442052_00056_24158_2697.N1	13-OCT-2006 18:17:54	Dark	43.500	2	Alp Car	-0.73600	7000.0	87	24158	No
202	GOM_NL__2PRFIN20061013_182556_000000332052_00056_24158_2698.N1	13-OCT-2006 18:25:56	Dark	33.000	143	Alp Hyi	2.8570	7200.0	66	24158	No
203	GOM_NL__2PRFIN20061013_182722_000000382052_00056_24158_2699.N1	13-OCT-2006 18:27:22	Dark	38.000	9	Alp Eri	0.45300	24000.	76	24158	No
204	GOM_NL__2PRFIN20061013_183904_000000382052_00056_24158_2700.N1	13-OCT-2006 18:39:04	Straylight	37.500	52	16Bet Cet	2.0370	4500.0	75	24158	No
205	GOM_NL__2PRFIN20061013_184847_000000302052_00056_24158_2701.N1	13-OCT-2006 18:48:47	Bright	30.000	140	88Gam Peg	2.8340	26000.	60	24158	No
206	GOM_NL__2PRFIN20061013_185246_000000312052_00056_24158_2702.N1	13-OCT-2006 18:52:46	Bright	30.500	58	21Alp And	2.0730	11000.	61	24158	No
207	GOM_NL__2PRFIN20061013_190054_000000492052_00056_24158_2703.N1	13-OCT-2006 19:00:54	Bright	49.000	68	18Alp Cas	2.2250	4500.0	98	24158	No
208	GOM_NL__2PRFIN20061013_190217_000000332052_00056_24158_2704.N1	13-OCT-2006 19:02:17	Bright	32.500	76	27Gam Cas	2.3000	30000.	65	24158	No
209	GOM_NL__2PRFIN20061013_190948_000000292052_00056_24158_2705.N1	13-OCT-2006 19:09:48	Bright	29.000	49	1Alp UMi	1.9900	6300.0	58	24158	No
210	GOM_NL__2PRFIN20061013_191800_000000332052_00056_24158_2706.N1	13-OCT-2006 19:18:00	Bright	32.500	36	50Alp UMa	1.8000	6300.0	65	24158	No
211	GOM_NL__2PRFIN20061013_191933_000000312052_00056_24158_2707.N1	13-OCT-2006 19:19:33	Bright	31.000	82	48Bet UMa	2.3650	10600.	62	24158	No
212	GOM_NL__2PRFIN20061013_192255_000000382052_00056_24158_2708.N1	13-OCT-2006 19:22:55	Bright	37.500	174	52Psi UMa	3.0040	4400.0	75	24158	No
213	GOM_NL__2PRFIN20061013_193030_000000302052_00056_24158_2709.N1	13-OCT-2006 19:30:30	Bright	29.500	51	41Gam1Leo	2.0100	4500.0	59	24158	No
214	GOM_NL__2PRFIN20061013_193301_000000332052_00056_24158_2710.N1	13-OCT-2006 19:33:01	Bright	33.000	22	32Alp Leo	1.3600	15200.	66	24158	No
215	GOM_NL__2PRFIN20061013_194015_000000472052_00056_24158_2711.N1	13-OCT-2006 19:40:15	Dark	47.000	48	30Alp Hya	1.9770	4100.0	94	24158	No
216	GOM_NL__2PRFIN20061013_194949_000000442052_00056_24158_2712.N1	13-OCT-2006 19:49:49	Dark	43.500	65	Lam Vel	2.2040	4400.0	87	24158	No
217	GOM_NL__2PRFIN20061013_195202_000000322052_00056_24158_2713.N1	13-OCT-2006 19:52:02	Dark	32.000	91	Kap Vel	2.4900	26000.	64	24158	No
218	GOM_NL__2PRFIN20061013_195307_000000342052_00057_24159_2714.N1	13-OCT-2006 19:53:07	Dark	34.000	71	lot Car	2.2460	7700.0	68	24159	No
219	GOM_NL__2PRFIN20061013_195709_000000402052_00057_24159_2696.N1	13-OCT-2006 19:57:09	Dark	39.500	161	Tau Pup	2.9310	4500.0	79	24159	No

220	GOM_NL__2PRFIN20061013_195831_000000422052_00057_24159_2697.N1	13-OCT-2006 19:58:31	Dark	41.500	2	Alp Car	-0.73600	7000.0	83	24159	No
221	GOM_NL__2PRFIN20061013_200632_000000322052_00057_24159_2698.N1	13-OCT-2006 20:06:32	Dark	31.500	143	Alp Hyi	2.8570	7200.0	63	24159	No
222	GOM_NL__2PRFIN20061013_200759_000000402052_00057_24159_2699.N1	13-OCT-2006 20:07:59	Dark	39.500	9	Alp Eri	0.45300	24000.	79	24159	No
223	GOM_NL__2PRFIN20061013_201940_000000382052_00057_24159_2700.N1	13-OCT-2006 20:19:40	Straylight	38.000	52	16Bet Cet	2.0370	4500.0	76	24159	No
224	GOM_NL__2PRFIN20061013_202924_000000302052_00057_24159_2701.N1	13-OCT-2006 20:29:24	Bright	30.000	140	88Gam Peg	2.8340	26000.	60	24159	No
225	GOM_NL__2PRFIN20061013_203322_000000322052_00057_24159_2702.N1	13-OCT-2006 20:33:22	Bright	31.500	58	21Alp And	2.0730	11000.	63	24159	No
226	GOM_NL__2PRFIN20061013_204130_000000322052_00057_24159_2703.N1	13-OCT-2006 20:41:30	Bright	32.000	68	18Alp Cas	2.2250	4500.0	64	24159	No
227	GOM_NL__2PRFIN20061013_204253_000000322052_00057_24159_2704.N1	13-OCT-2006 20:42:53	Bright	31.500	76	27Gam Cas	2.3000	30000.	63	24159	No
228	GOM_NL__2PRFIN20061013_205024_000000292052_00057_24159_2705.N1	13-OCT-2006 20:50:24	Bright	29.000	49	1Alp UMi	1.9900	6300.0	58	24159	No
229	GOM_NL__2PRFIN20061013_205836_000000322052_00057_24159_2706.N1	13-OCT-2006 20:58:36	Bright	31.500	36	50Alp UMa	1.8000	6300.0	63	24159	No
230	GOM_NL__2PRFIN20061013_210009_000000372052_00057_24159_2707.N1	13-OCT-2006 21:00:09	Bright	36.500	82	48Bet UMa	2.3650	10600.	73	24159	No
231	GOM_NL__2PRFIN20061013_210330_000000302052_00057_24159_2708.N1	13-OCT-2006 21:03:30	Bright	30.000	174	52Psi UMa	3.0040	4400.0	60	24159	No
232	GOM_NL__2PRFIN20061013_211106_000000322052_00057_24159_2709.N1	13-OCT-2006 21:11:06	Bright	32.000	51	41Gam1Leo	2.0100	4500.0	64	24159	No
233	GOM_NL__2PRFIN20061013_211338_000000352052_00057_24159_2710.N1	13-OCT-2006 21:13:38	Bright	34.500	22	32Alp Leo	1.3600	15200.	69	24159	No
234	GOM_NL__2PRFIN20061013_212052_000000522052_00057_24159_2711.N1	13-OCT-2006 21:20:52	Dark	51.500	48	30Alp Hya	1.9770	4100.0	103	24159	No
235	GOM_NL__2PRFIN20061013_213026_000000352052_00057_24159_2712.N1	13-OCT-2006 21:30:26	Dark	35.000	65	Lam Vel	2.2040	4400.0	70	24159	No
236	GOM_NL__2PRFIN20061013_213238_000000312052_00057_24159_2713.N1	13-OCT-2006 21:32:38	Dark	31.000	91	Kap Vel	2.4900	26000.	62	24159	No
237	GOM_NL__2PRFIN20061013_213343_000000322052_00058_24160_2714.N1	13-OCT-2006 21:33:43	Dark	31.500	71	lot Car	2.2460	7700.0	63	24160	No
238	GOM_NL__2PRFIN20061013_213745_000000392052_00058_24160_2696.N1	13-OCT-2006 21:37:45	Dark	38.500	161	Tau Pup	2.9310	4500.0	77	24160	No
239	GOM_NL__2PRFIN20061013_213907_000000412052_00058_24160_2697.N1	13-OCT-2006 21:39:07	Dark	41.000	2	Alp Car	-0.73600	7000.0	82	24160	No
240	GOM_NL__2PRFIN20061013_214708_000000332052_00058_24160_2698.N1	13-OCT-2006 21:47:08	Dark	32.500	143	Alp Hyi	2.8570	7200.0	65	24160	No
241	GOM_NL__2PRFIN20061013_214835_000000402052_00058_24160_2699.N1	13-OCT-2006 21:48:35	Dark	40.000	9	Alp Eri	0.45300	24000.	80	24160	No
242	GOM_NL__2PRFIN20061013_220016_000000382052_00058_24160_2700.N1	13-OCT-2006 22:00:16	Straylight	37.500	52	16Bet Cet	2.0370	4500.0	75	24160	No
243	GOM_NL__2PRFIN20061013_220959_000000312052_00058_24160_2701.N1	13-OCT-2006 22:09:59	Bright	31.000	140	88Gam Peg	2.8340	26000.	62	24160	No
244	GOM_NL__2PRFIN20061013_221358_000000322052_00058_24160_2702.N1	13-OCT-2006 22:13:58	Bright	32.000	58	21Alp And	2.0730	11000.	64	24160	No
245	GOM_NL__2PRFIN20061013_222205_000000332052_00058_24160_2703.N1	13-OCT-2006 22:22:05	Bright	32.500	68	18Alp Cas	2.2250	4500.0	65	24160	No
246	GOM_NL__2PRFIN20061013_222328_000000322052_00058_24160_2704.N1	13-OCT-2006 22:23:28	Bright	31.500	76	27Gam Cas	2.3000	30000.	63	24160	No
247	GOM_NL__2PRFIN20061013_223100_000000272052_00058_24160_2705.N1	13-OCT-2006 22:31:00	Bright	26.500	49	1Alp UMi	1.9900	6300.0	53	24160	No
248	GOM_NL__2PRFIN20061013_223912_000000312052_00058_24160_2706.N1	13-OCT-2006 22:39:12	Bright	31.000	36	50Alp UMa	1.8000	6300.0	62	24160	No
249	GOM_NL__2PRFIN20061013_224045_000000312052_00058_24160_2707.N1	13-OCT-2006 22:40:45	Bright	31.000	82	48Bet UMa	2.3650	10600.	62	24160	No
250	GOM_NL__2PRFIN20061013_224406_000000302052_00058_24160_2708.N1	13-OCT-2006 22:44:06	Bright	29.500	174	52Psi UMa	3.0040	4400.0	59	24160	No
251	GOM_NL__2PRFIN20061013_225143_000000322052_00058_24160_2709.N1	13-OCT-2006 22:51:43	Bright	31.500	51	41Gam1Leo	2.0100	4500.0	63	24160	No
252	GOM_NL__2PRFIN20061013_225414_000000342052_00058_24160_2710.N1	13-OCT-2006 22:54:14	Bright	34.000	22	32Alp Leo	1.3600	15200.	68	24160	No
253	GOM_NL__2PRFIN20061013_230128_000000472052_00058_24160_2711.N1	13-OCT-2006 23:01:28	Dark	47.000	48	30Alp Hya	1.9770	4100.0	94	24160	No
254	GOM_NL__2PRFIN20061013_231102_000000382052_00058_24160_2712.N1	13-OCT-2006 23:11:02	Dark	38.000	65	Lam Vel	2.2040	4400.0	76	24160	No
255	GOM_NL__2PRFIN20061013_231314_000000322052_00058_24160_2713.N1	13-OCT-2006 23:13:14	Dark	32.000	91	Kap Vel	2.4900	26000.	64	24160	No
256	GOM_NL__2PRFIN20061013_231419_000000322052_00059_24161_2714.N1	13-OCT-2006 23:14:19	Dark	32.000	71	lot Car	2.2460	7700.0	64	24161	No
257	GOM_NL__2PRFIN20061013_231822_000000402052_00059_24161_2696.N1	13-OCT-2006 23:18:22	Dark	39.500	161	Tau Pup	2.9310	4500.0	79	24161	No
258	GOM_NL__2PRFIN20061013_231944_000000542052_00059_24161_2697.N1	13-OCT-2006 23:19:44	Dark	54.000	2	Alp Car	-0.73600	7000.0	108	24161	No
259	GOM_NL__2PRFIN20061013_232744_000000332052_00059_24161_2698.N1	13-OCT-2006 23:27:44	Dark	33.000	143	Alp Hyi	2.8570	7200.0	66	24161	No
260	GOM_NL__2PRFIN20061013_232911_000000362052_00059_24161_2699.N1	13-OCT-2006 23:29:11	Dark	35.500	9	Alp Eri	0.45300	24000.	71	24161	No
261	GOM_NL__2PRFIN20061013_234052_000000362052_00059_24161_2700.N1	13-OCT-2006 23:40:52	Straylight	36.000	52	16Bet Cet	2.0370	4500.0	72	24161	No
262	GOM_NL__2PRFIN20061013_235035_000000302052_00059_24161_2701.N1	13-OCT-2006 23:50:35	Bright	29.500	140	88Gam Peg	2.8340	26000.	59	24161	No
263	GOM_NL__2PRFIN20061013_235434_000000312052_00059_24161_2702.N1	13-OCT-2006 23:54:34	Bright	30.500	58	21Alp And	2.0730	11000.	61	24161	No

3. Quality information per product


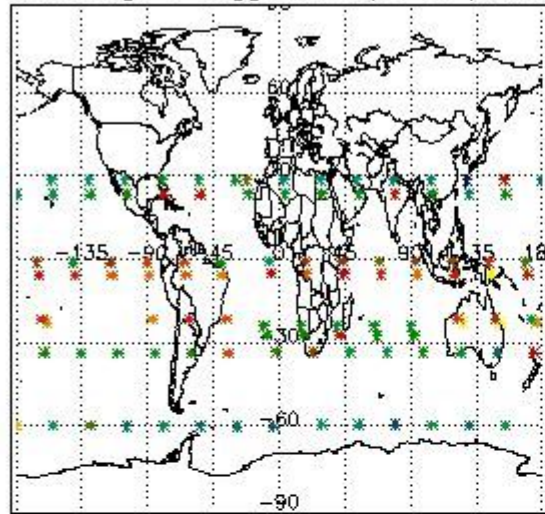
In this section it is plotted some information contained in the Quality Summary data set of the level 2 products. Only products in dark limb conditions and without errors (error flag in the MPH set to "0") are used.

3.1 Plot quality information per product (time dependant)

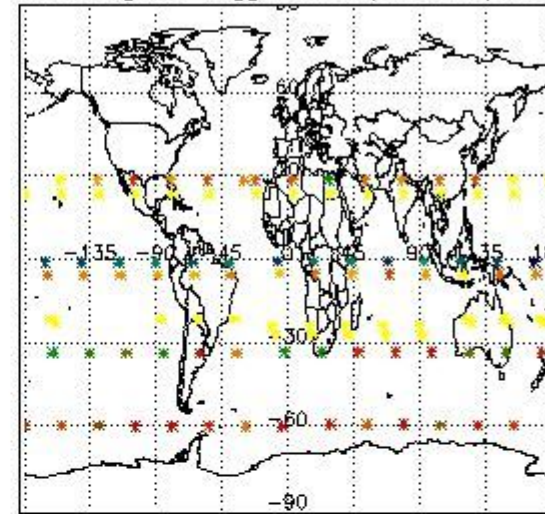


3.2 Plot quality information per product (world map)


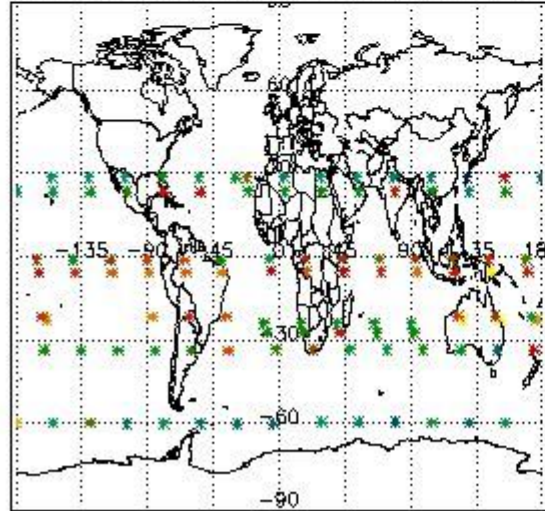
Percentage of flagged data per O3 profile



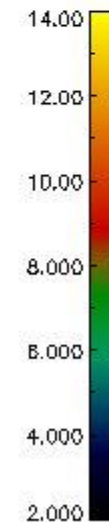
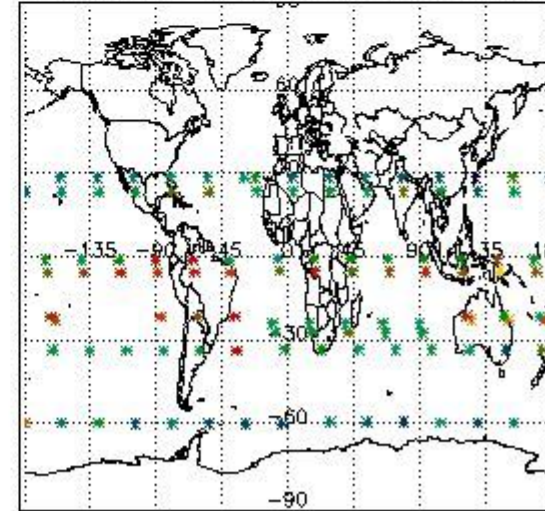
Percentage of flagged data per H2O profile



Percentage of flagged data per NO2 profile



Percentage of flagged data per NO3 profile

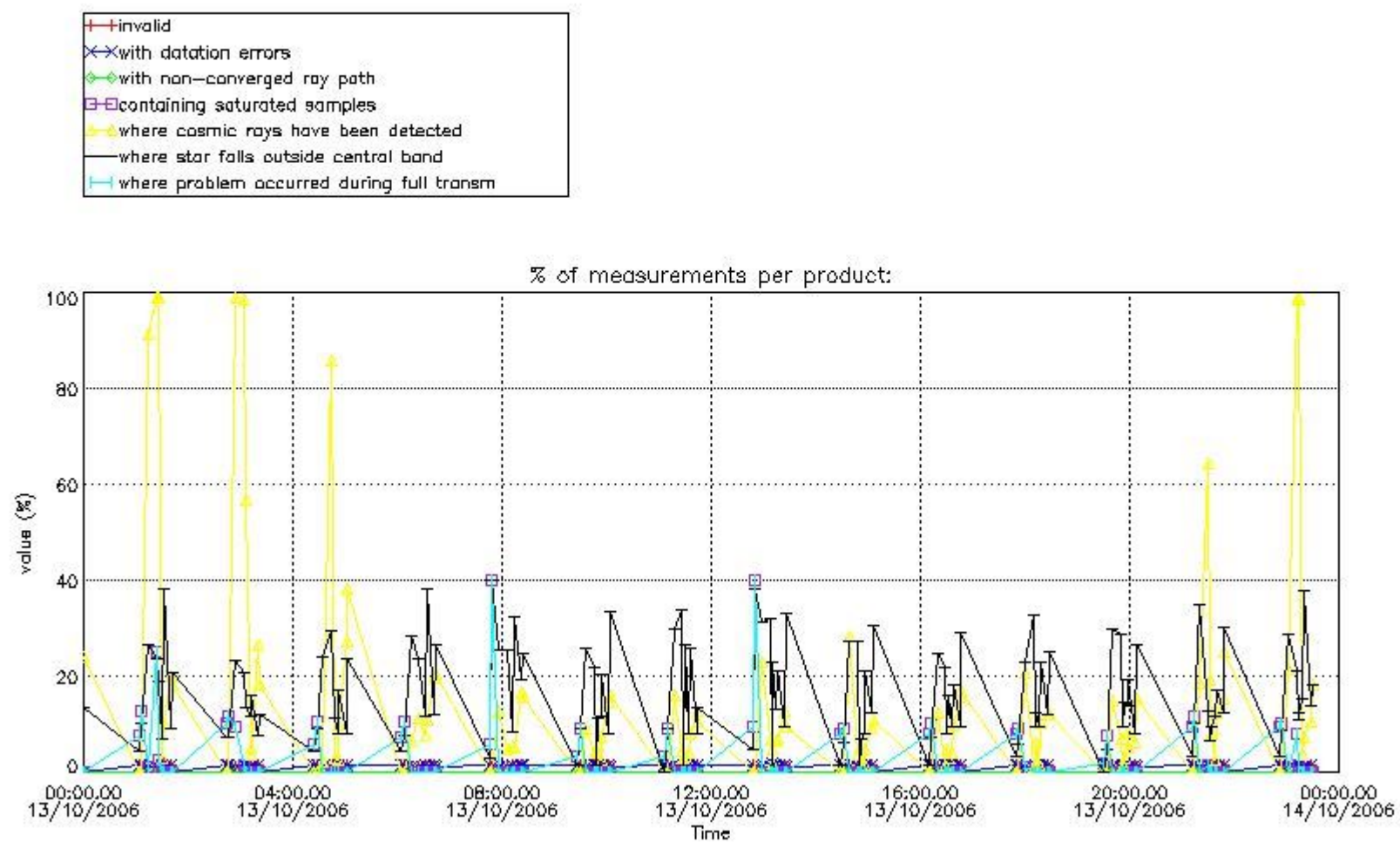


4. Level 1 quality information per product

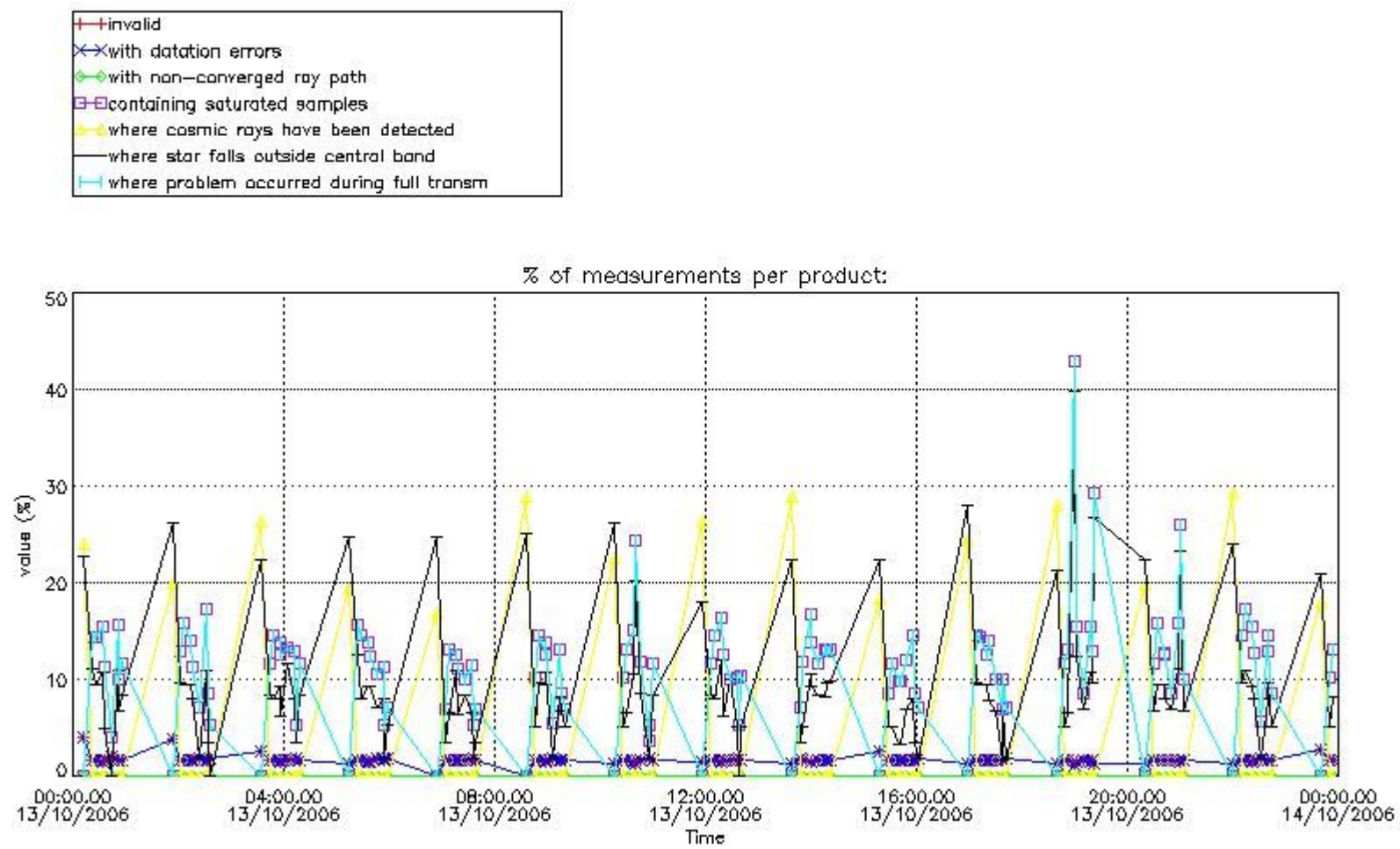
In this section it is plotted some information contained in the Quality Summary data set of the level 2 products that comes from the level 1b processing. Products without errors (error flag in the MPH set to "0") are used.

4.1 Plot quality information per product (time dependant) coming from level 1b processing

4.1.1 Plot level 1 quality information per product (time dependant): ENVISAT ASCENDING passes

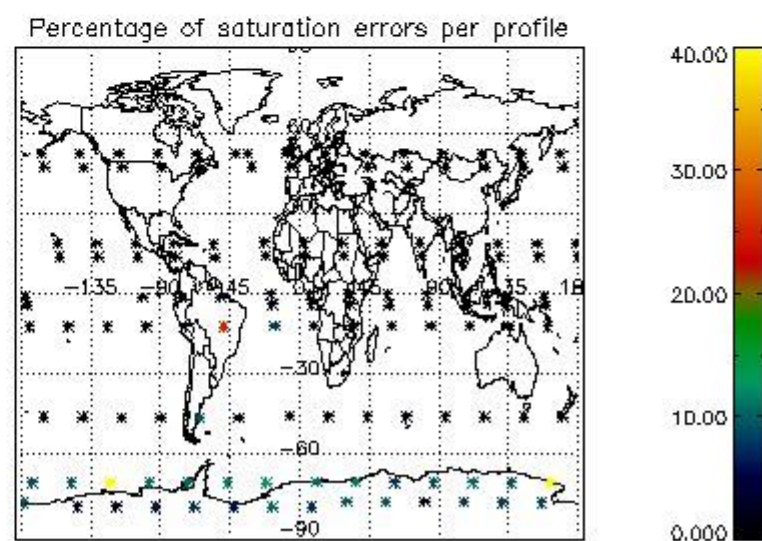
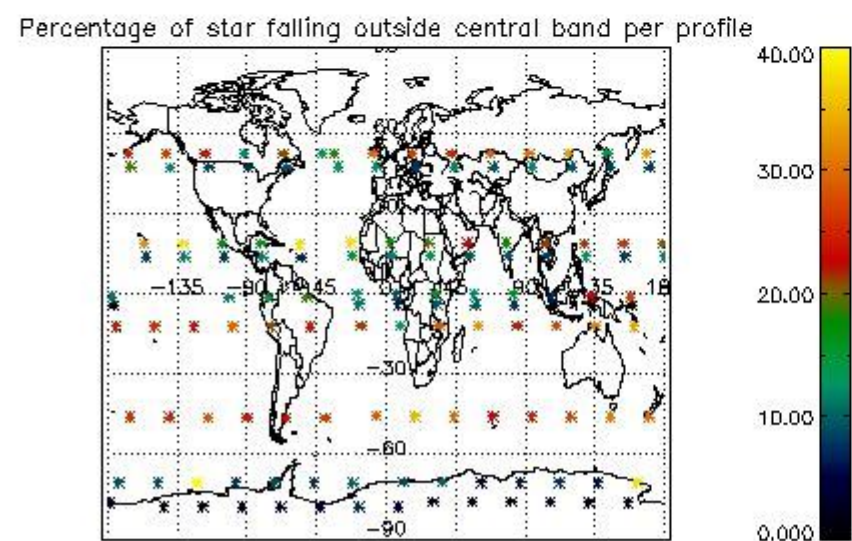
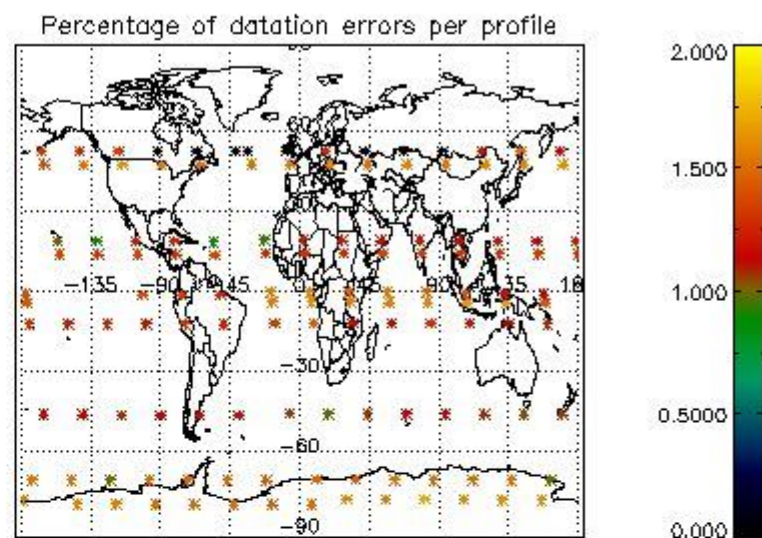
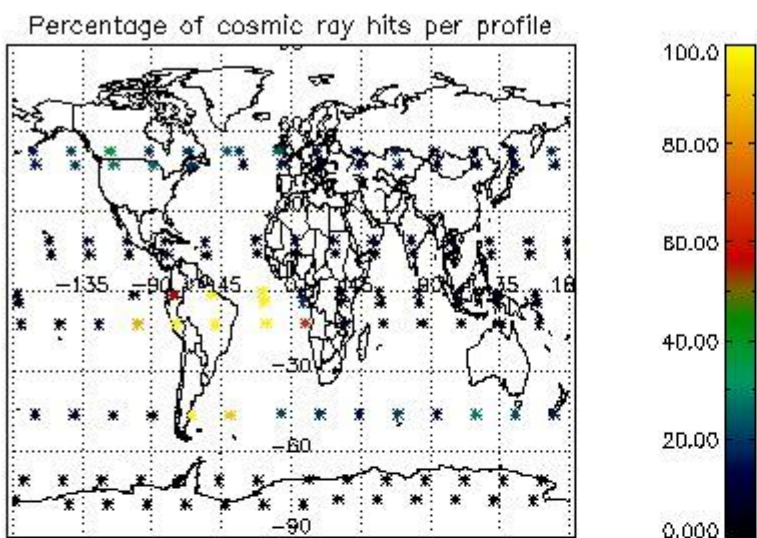


4.1.2 Plot level 1 quality information per product (time dependant): ENVISAT DESCENDING passes

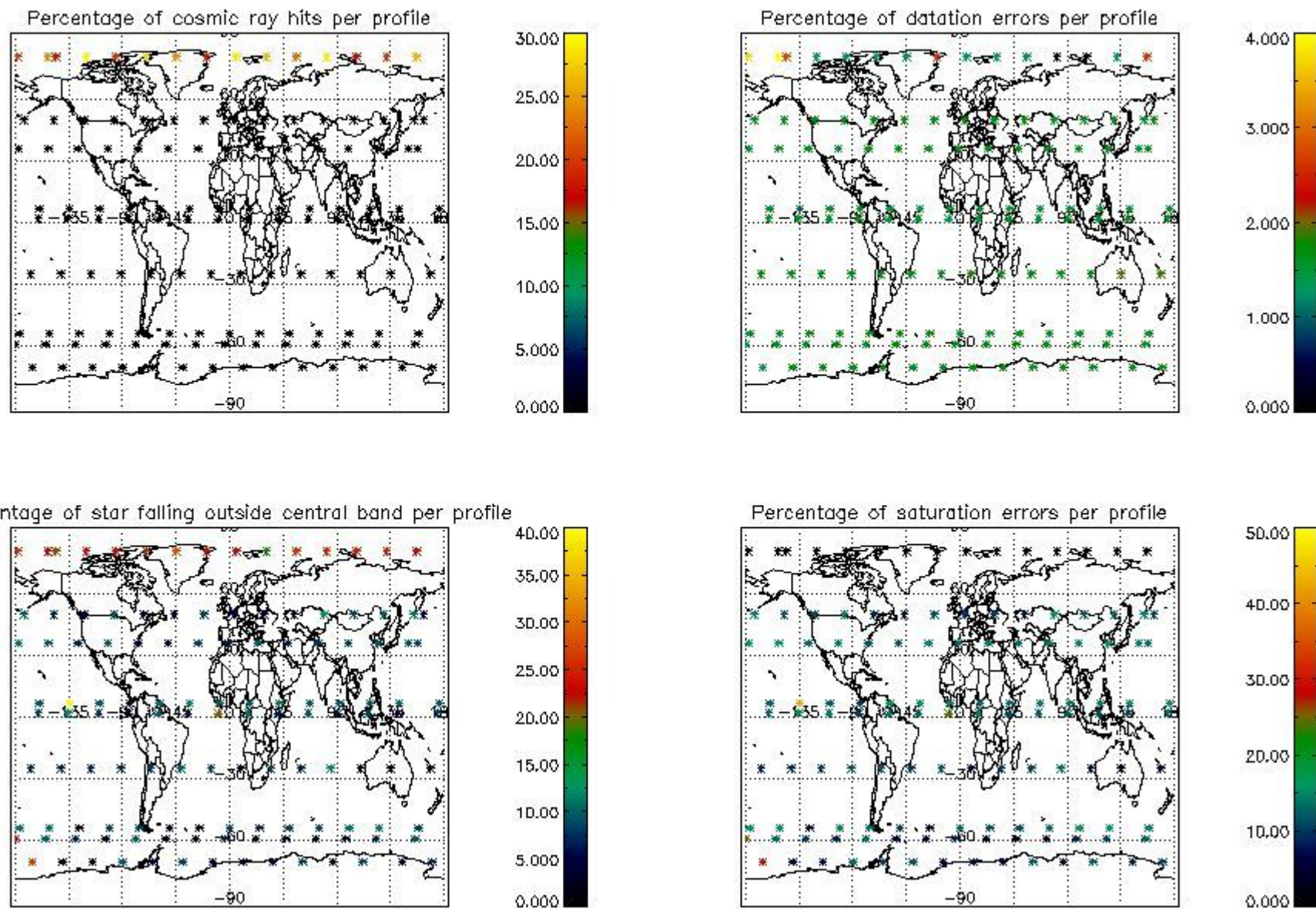


4.2 Plot quality information per product coming from level 1b processing (world map)

4.2.1 Plot level 1 quality information per product (world map): ENVISAT ASCENDING passes



4.2.2 Plot level 1 quality information per product (world map): ENVISAT DESCENDING passes



5. Trace gas profiles

5.1 Ozone statistics based on quality of products

The final quality of the products can be "measured" using the STD (Standard Deviation) attached to every point profile. This information is written to the parameter GOM_NL__2P/NL_LOCAL_SPECIES_DENSITY/o3_std of the level 2 products. The table below shows the statistics for given STD ranges.

The statistics are given with respect to the overall valid production:

- Products without fatal errors: GOM_NL__2P/MPH/PRODUCT_ERR=0
- Valid point profile: GOM_NL__2P/NL_LOCAL_SPECIES_DENSITY/pcd(0)=0

The 'Criteria' is applied to valid points of dark limb products:

- Products in dark limb illumination condition: GOM_NL__2P/NL_SUMMARY_QUALITY/obs_ill_cond=0
- Products without fatal errors: GOM_NL__2P/MPH/PRODUCT_ERR=0
- Valid point profile: GOM_NL__2P/NL_LOCAL_SPECIES_DENSITY/pcd(0)=0

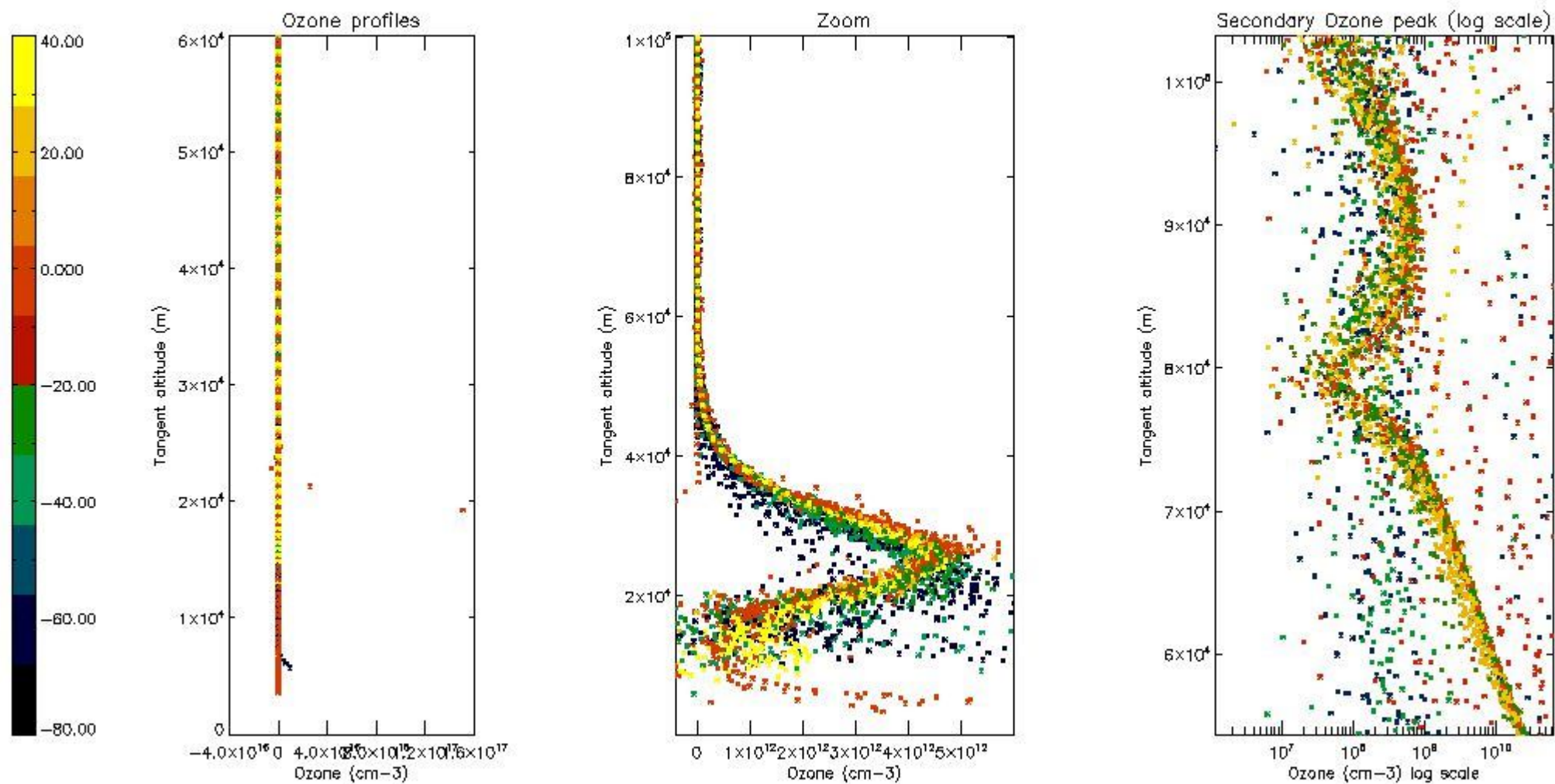
So, the table below shows the percentage of dark limb and valid observations for each criteria with respect to the overall valid daily observations.

Criteria	% of total production
All STD	46
STD < 20	25

STD < 10	18
STD < 5	12

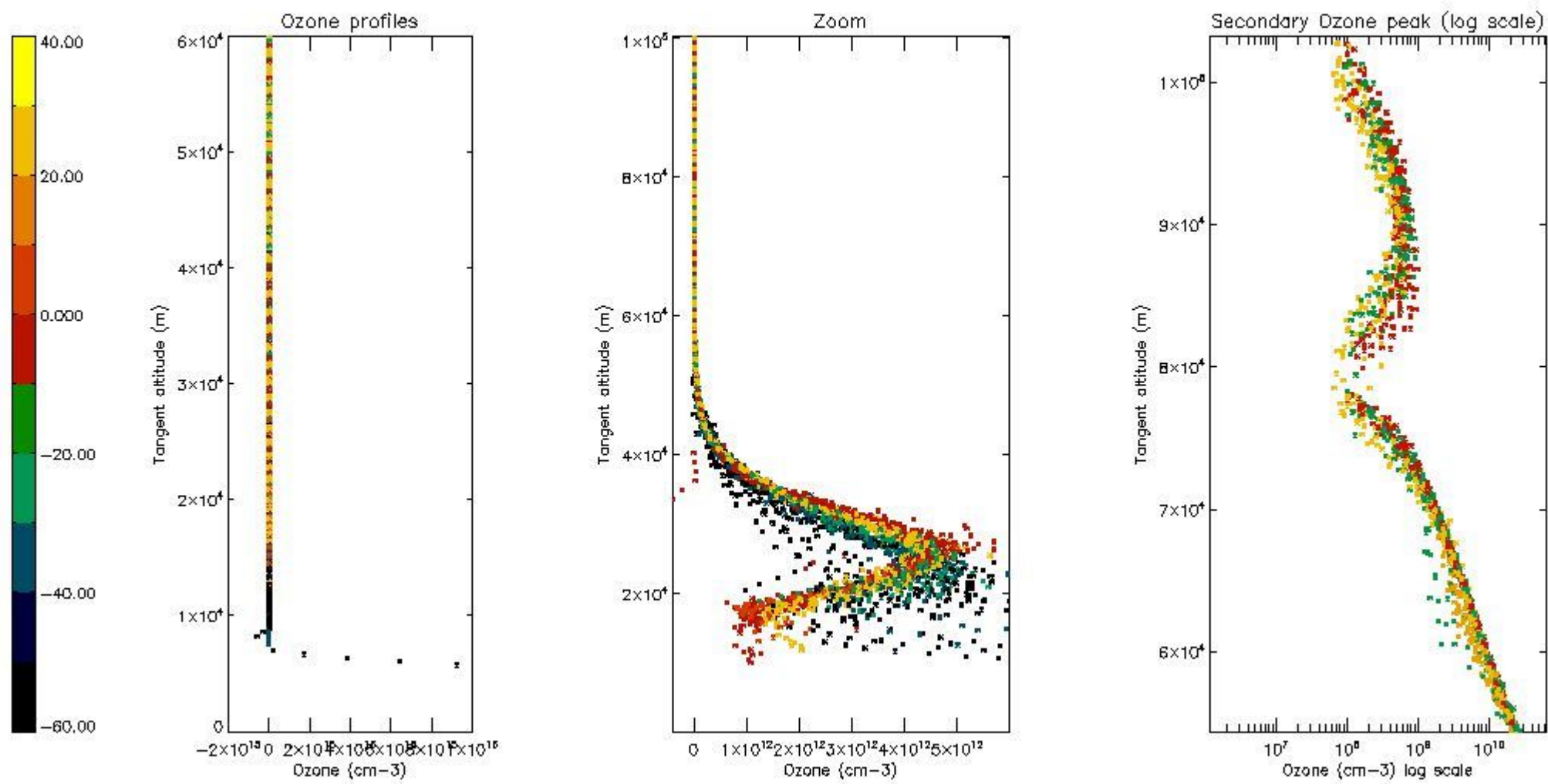
5.2 Plot ozone profiles for all STD (dark without errors)

The colorbar represents the latitude.



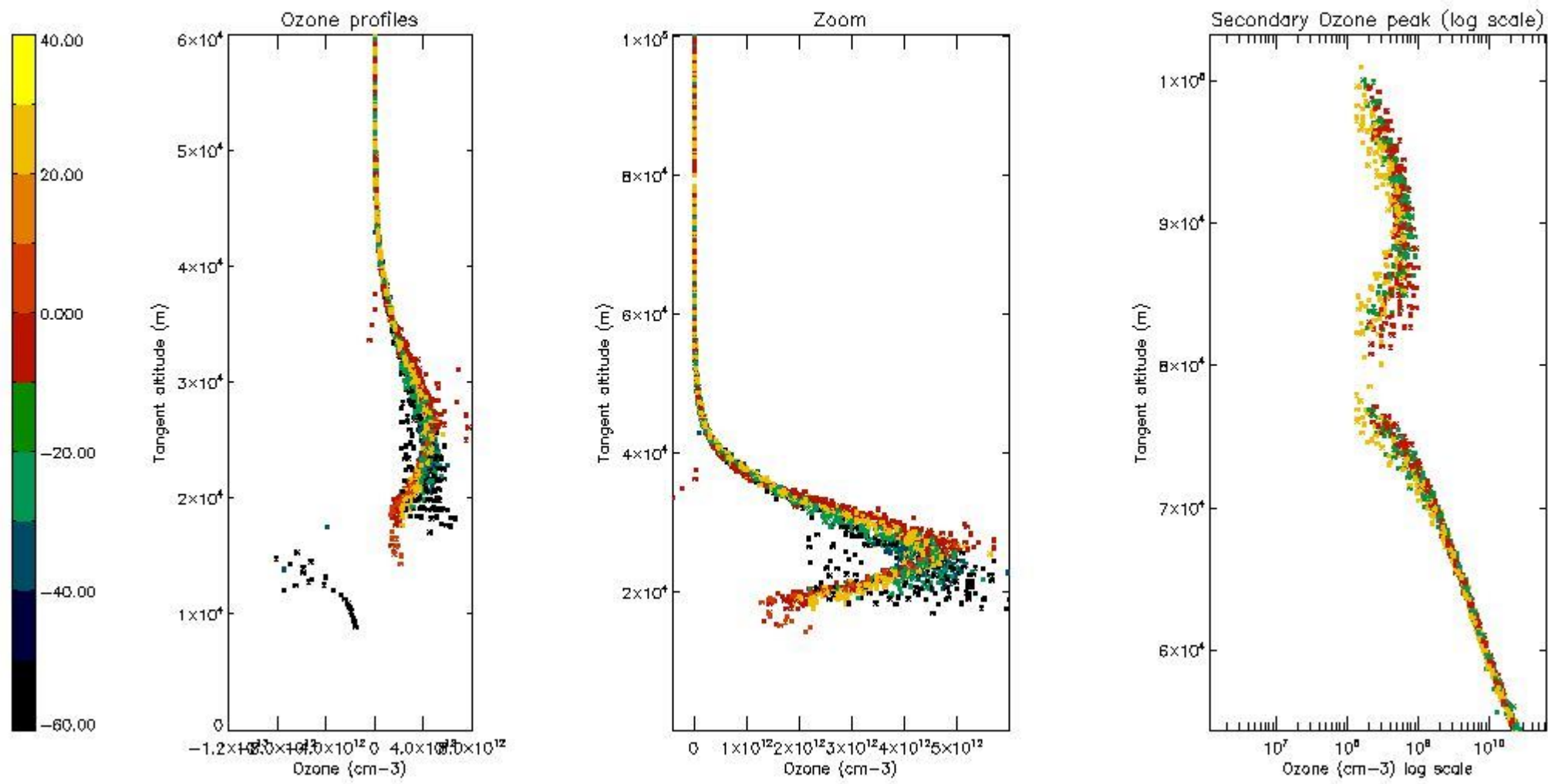
5.3 Plot ozone profiles where STD < 20% (dark without errors)

The colorbar represents the latitude.



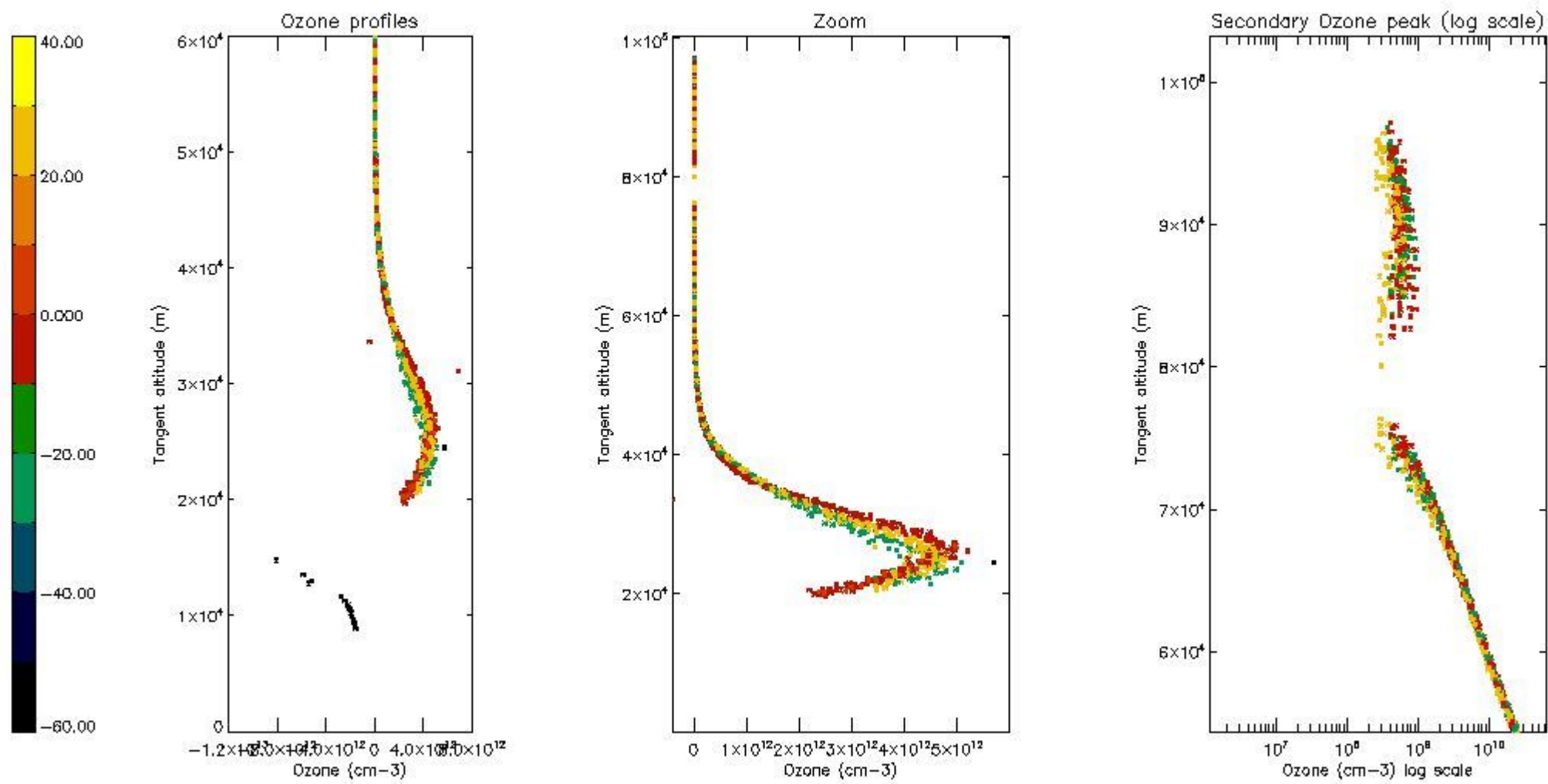
5.4 Plot ozone profiles where STD < 10% (dark without errors)

The colorbar represents the latitude.



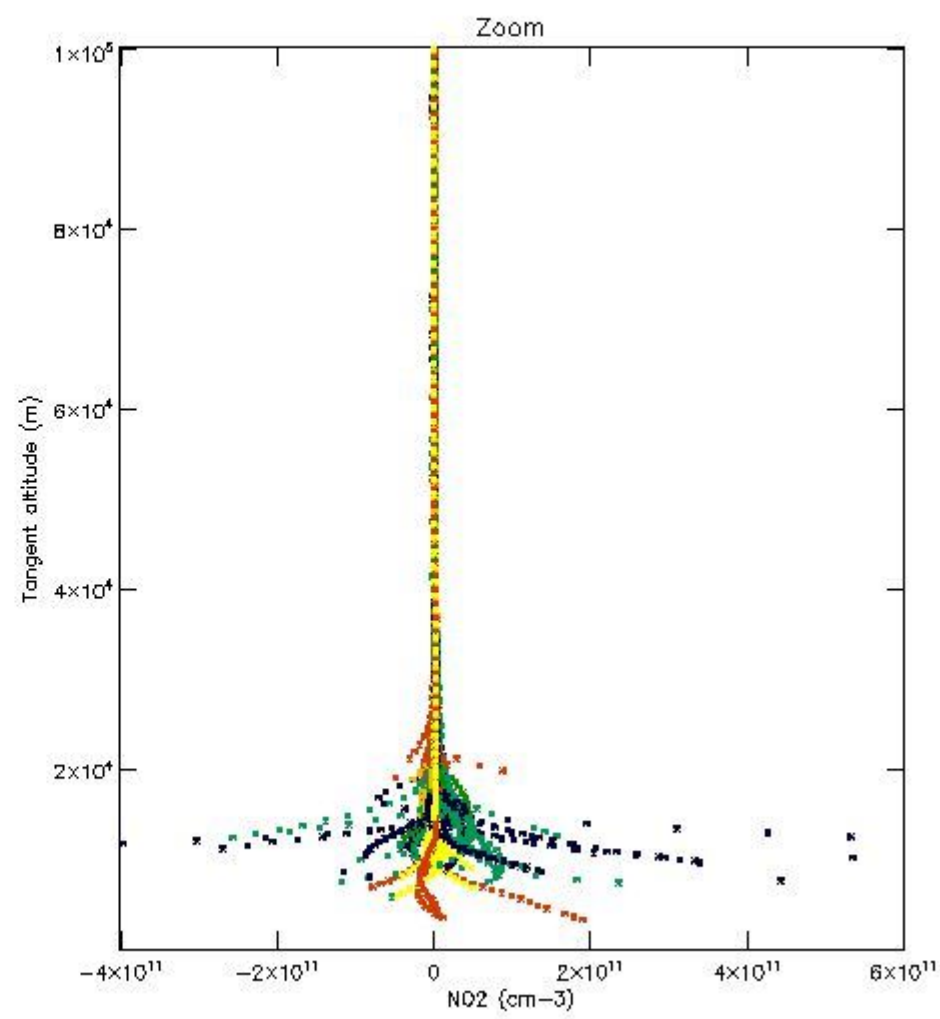
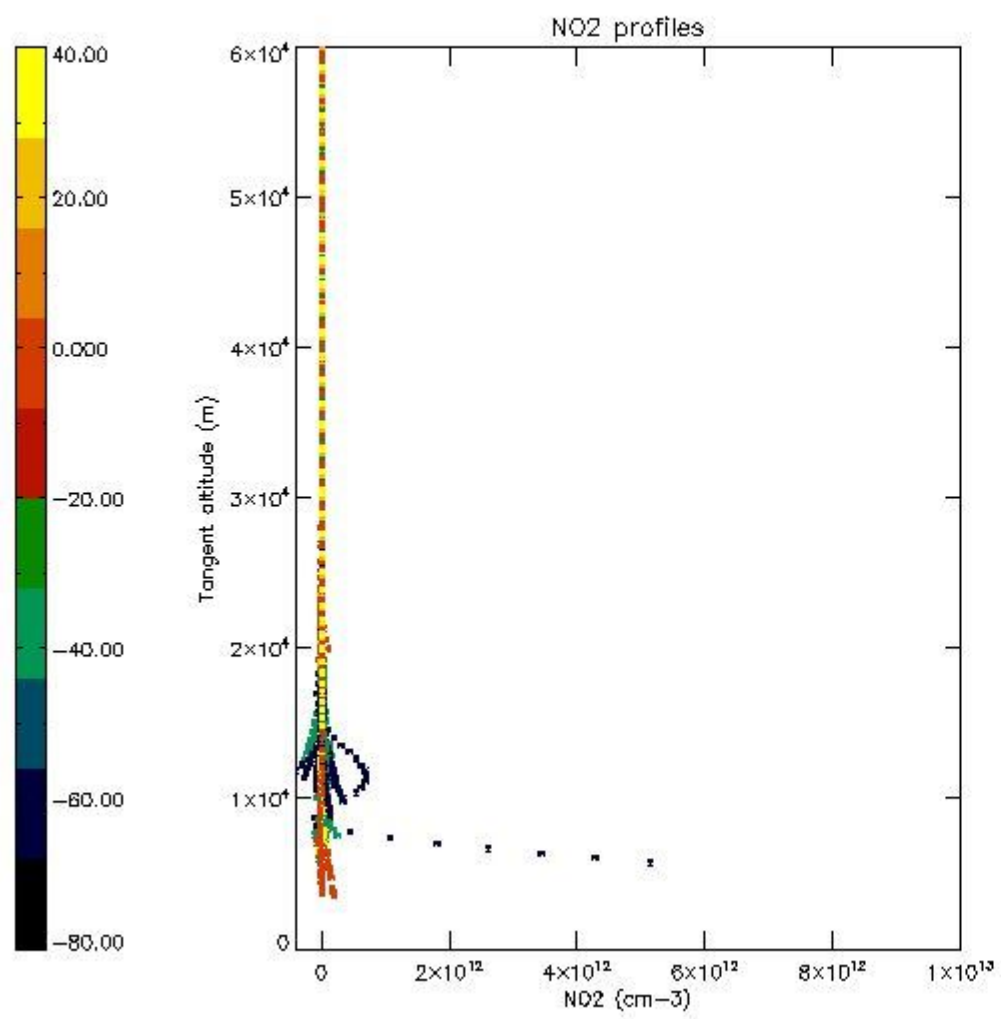
5.5 Plot ozone profiles where STD < 5% (dark without errors)

The colorbar represents the latitude.



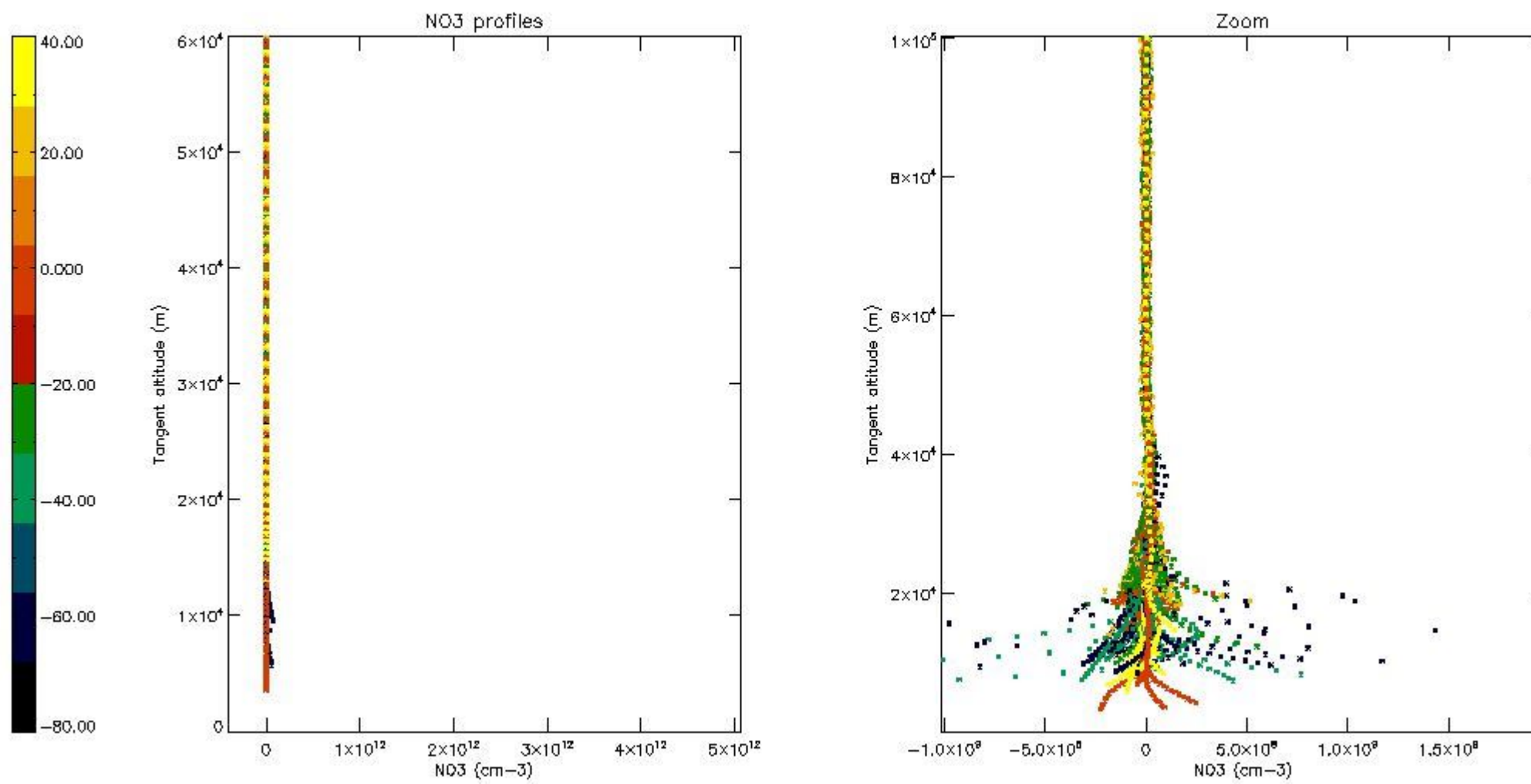
5.6 Plot NO₂ profiles for all STD (dark without errors)

The colorbar represents the latitude.



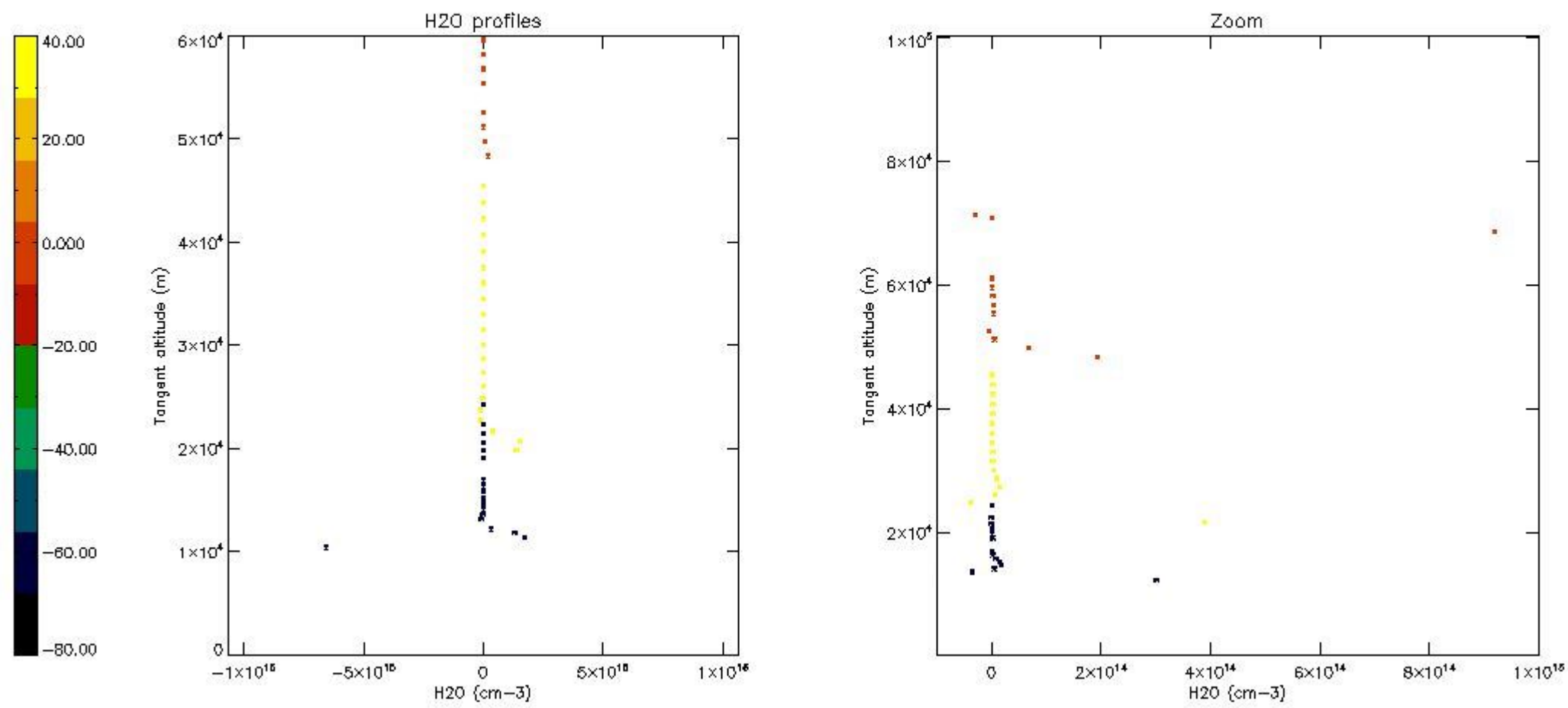
5.7 Plot NO3 profiles for all STD (dark without errors)

The colorbar represents the latitude.



5.8 Plot H2O profiles for all STD (only for occultations of stars 1,2,3,4,13,14,16,26,63 dark without errors)

The colorbar represents the latitude.



6. Auxiliary Data Files used for the production reported in section 2

The number reported in the third column indicates since which file (see list in section 2) the corresponding auxiliary file has been used. The fourth column is the date of those product files.

Type	Auxiliary Filename	Used since product	Used since product date
INST_PHYS_CHARACTERISTICS	GOM_INS_AXVIEC20091111_143220_20030716_120000_20500101_000000	1	13-OCT-2006 00:00:44
LEVEL-2_PROC_CONFIG	GOM_PR2_AXVIEC20091111_152718_20020301_000000_20500101_000000	1	13-OCT-2006 00:00:44
CROSS_SECTIONS_FILE	GOM_CRS_AXVIEC20091111_154832_20020301_000000_20500101_000000	1	13-OCT-2006 00:00:44

GOMOS Level 2 Daily Report

SUMMARY

[1. General Info](#)

[2. Summary of processed GOM_NL_2P products](#)

[3. Level 2 Quality information per product](#)

[3.1 Plot of level 2 quality information per product \(time dependant\)](#)

[3.2 Plot of level 2 quality information per product \(world map\)](#)

[4. Level 1 Quality information per product \(stored on level 2 products\)](#)

[4.1 Plot of level 1 quality information per product \(time dependant\)](#)

[4.1.1 Plot of level 1 quality information per product \(time dependant\): ASCENDING](#)

[4.1.2 Plot of level 1 quality information per product \(time dependant\): DESCENDING](#)

[4.2 Plot of level 1 quality information per product \(world map\)](#)

[4.2.1 Plot of level 1 quality information per product \(world map\): ASCENDING](#)

[4.2.2 Plot of level 1 quality information per product \(world map\): DESCENDING](#)

[5. Ozone profiles based on quality statistics and other trace gas profiles](#)

[5.1 Ozone statistics based on quality of products](#)

[5.2 Plot ozone profiles for all STD \(dark without errors\)](#)

[5.3 Plot ozone profiles where STD < 20% \(dark without errors\)](#)

[5.4. Plot ozone profiles where STD < 10% \(dark without errors\)](#)

[5.5. Plot ozone profiles where STD < 5% \(dark without errors\)](#)

[5.6 Plot NO2 profiles for all STD \(dark without errors\)](#)

[5.7 Plot NO3 profiles for all STD \(dark without errors\)](#)

[5.8 Plot H2O profiles \(only for occultations of stars 1,2,3,4,13,14,16,26,63 dark without errors\) for all STD](#)

[6. Auxiliary Data Files used for the production reported in section 2](#)

This report presents the daily analysis on parameters extracted from GOMOS level 2 data (GOM_NL__2P). It is intended to monitor some important parameters that will impact the quality of these products. A list of level 2 products (and content) that have arrived during the reporting day to the PCF is also given.

Item	Value
Time of report generation	24APR2013 04:56:15
Data source version	GOMOS/6.01
Start time of products	13-10-2006 (13OCT2006 00:00:00)
Stop time of products	14-10-2006 (14OCT2006 00:00:00)
Store outputs in DB	Yes
Nb of level 2 prods	263
Nb of prods with errors	0

2. Summary of processed GOM_NL__2P products.

Nr	Filename	UTC Start time	Limb	Duration	Star Id	Star Name	Star Mag	Star Temp	Nb Meas	Orbit	Prod. error
1	GOM_NL__2PRFIN20061013_000044_000000342052_00045_24147_2631.N1	13-OCT-2006 00:00:44	Dark	33.500	9	Alp Eri	0.45300	24000.	67	24147	No
2	GOM_NL__2PRFIN20061013_001227_000000382052_00045_24147_2632.N1	13-OCT-2006 00:12:27	Straylight	37.500	52	16Bet Cet	2.0370	4500.0	75	24147	No
3	GOM_NL__2PRFIN20061013_002212_000000322052_00045_24147_2633.N1	13-OCT-2006 00:22:12	Bright	31.500	140	88Gam Peg	2.8340	26000.	63	24147	No
4	GOM_NL__2PRFIN20061013_002611_000000322052_00045_24147_2634.N1	13-OCT-2006 00:26:11	Bright	31.500	58	21Alp And	2.0730	11000.	63	24147	No
5	GOM_NL__2PRFIN20061013_003421_000000332052_00045_24147_2635.N1	13-OCT-2006 00:34:21	Bright	32.500	68	18Alp Cas	2.2250	4500.0	65	24147	No
6	GOM_NL__2PRFIN20061013_003544_000000312052_00045_24147_2636.N1	13-OCT-2006 00:35:44	Bright	31.000	76	27Gam Cas	2.3000	30000.	62	24147	No
7	GOM_NL__2PRFIN20061013_004314_000000262052_00045_24147_2637.N1	13-OCT-2006 00:43:14	Bright	25.500	49	1Alp UMi	1.9900	6300.0	51	24147	No
8	GOM_NL__2PRFIN20061013_005124_000000322052_00045_24147_2638.N1	13-OCT-2006 00:51:24	Bright	32.000	36	50Alp UMa	1.8000	6300.0	64	24147	No
9	GOM_NL__2PRFIN20061013_005257_000000302052_00045_24147_2639.N1	13-OCT-2006 00:52:57	Bright	30.000	82	48Bet UMa	2.3650	10600.	60	24147	No
10	GOM_NL__2PRFIN20061013_005618_000000302052_00045_24147_2640.N1	13-OCT-2006 00:56:18	Bright	30.000	174	52Psi UMa	3.0040	4400.0	60	24147	No
11	GOM_NL__2PRFIN20061013_010310_000000342052_00045_24147_2641.N1	13-OCT-2006 01:03:10	Bright	33.500	166	17Eps Leo	2.9800	6000.0	67	24147	No
12	GOM_NL__2PRFIN20061013_010622_000000352052_00045_24147_2642.N1	13-OCT-2006 01:06:22	Bright	35.000	22	32Alp Leo	1.3600	15200.	70	24147	No
13	GOM_NL__2PRFIN20061013_011333_000000462052_00045_24147_2643.N1	13-OCT-2006 01:13:33	Dark	45.500	48	30Alp Hya	1.9770	4100.0	91	24147	No
14	GOM_NL__2PRFIN20061013_012307_000000402052_00045_24147_2644.N1	13-OCT-2006 01:23:07	Dark	40.000	65	Lam Vel	2.2040	4400.0	80	24147	No
15	GOM_NL__2PRFIN20061013_012611_000000402052_00045_24147_2645.N1	13-OCT-2006 01:26:11	Dark	40.000	34	Gam2Vel	1.7930	23000.	80	24147	No
16	GOM_NL__2PRFIN20061013_013024_000000372052_00046_24148_2630.N1	13-OCT-2006 01:30:24	Dark	36.500	161	Tau Pup	2.9310	4500.0	73	24148	No
17	GOM_NL__2PRFIN20061013_013146_000000552052_00046_24148_2631.N1	13-OCT-2006 01:31:46	Dark	55.000	2	Alp Car	-0.73600	7000.0	110	24148	No
18	GOM_NL__2PRFIN20061013_013953_000000332052_00046_24148_2632.N1	13-OCT-2006 01:39:53	Dark	32.500	143	Alp Hyi	2.8570	7200.0	65	24148	No
19	GOM_NL__2PRFIN20061013_014120_000000362052_00046_24148_2633.N1	13-OCT-2006 01:41:20	Dark	36.000	9	Alp Eri	0.45300	24000.	72	24148	No
20	GOM_NL__2PRFIN20061013_015303_000000402052_00046_24148_2634.N1	13-OCT-2006 01:53:03	Straylight	40.000	52	16Bet Cet	2.0370	4500.0	80	24148	No
21	GOM_NL__2PRFIN20061013_020248_000000312052_00046_24148_2635.N1	13-OCT-2006 02:02:48	Bright	31.000	140	88Gam Peg	2.8340	26000.	62	24148	No
22	GOM_NL__2PRFIN20061013_020648_000000322052_00046_24148_2636.N1	13-OCT-2006 02:06:48	Bright	31.500	58	21Alp And	2.0730	11000.	63	24148	No
23	GOM_NL__2PRFIN20061013_021457_000000322052_00046_24148_2637.N1	13-OCT-2006 02:14:57	Bright	32.000	68	18Alp Cas	2.2250	4500.0	64	24148	No
24	GOM_NL__2PRFIN20061013_021620_000000312052_00046_24148_2638.N1	13-OCT-2006 02:16:20	Bright	31.000	76	27Gam Cas	2.3000	30000.	62	24148	No
25	GOM_NL__2PRFIN20061013_022349_000000282052_00046_24148_2639.N1	13-OCT-2006 02:23:49	Bright	28.000	49	1Alp UMi	1.9900	6300.0	56	24148	No
26	GOM_NL__2PRFIN20061013_023200_000000322052_00046_24148_2640.N1	13-OCT-2006 02:32:00	Bright	32.000	36	50Alp UMa	1.8000	6300.0	64	24148	No
27	GOM_NL__2PRFIN20061013_023333_000000292052_00046_24148_2641.N1	13-OCT-2006 02:33:33	Bright	29.000	82	48Bet UMa	2.3650	10600.	58	24148	No
28	GOM_NL__2PRFIN20061013_023654_000000282052_00046_24148_2642.N1	13-OCT-2006 02:36:54	Bright	28.000	174	52Psi UMa	3.0040	4400.0	56	24148	No
29	GOM_NL__2PRFIN20061013_024346_000000352052_00046_24148_2643.N1	13-OCT-2006 02:43:46	Bright	34.500	166	17Eps Leo	2.9800	6000.0	69	24148	No
30	GOM_NL__2PRFIN20061013_024659_000000342052_00046_24148_2644.N1	13-OCT-2006 02:46:59	Bright	34.000	22	32Alp Leo	1.3600	15200.	68	24148	No
31	GOM_NL__2PRFIN20061013_025409_000000432052_00046_24148_2645.N1	13-OCT-2006 02:54:09	Dark	43.000	48	30Alp Hya	1.9770	4100.0	86	24148	No
32	GOM_NL__2PRFIN20061013_030344_000000392052_00046_24148_2646.N1	13-OCT-2006 03:03:44	Dark	38.500	65	Lam Vel	2.2040	4400.0	77	24148	No
33	GOM_NL__2PRFIN20061013_030648_000000372052_00046_24148_2647.N1	13-OCT-2006 03:06:48	Dark	37.000	34	Gam2Vel	1.7930	23000.	74	24148	No
34	GOM_NL__2PRFIN20061013_031101_000000392052_00047_24149_2631.N1	13-OCT-2006 03:11:01	Dark	38.500	161	Tau Pup	2.9310	4500.0	77	24149	No
35	GOM_NL__2PRFIN20061013_031223_000000412052_00047_24149_2632.N1	13-OCT-2006 03:12:23	Dark	40.500	2	Alp Car	-0.73600	7000.0	81	24149	No
36	GOM_NL__2PRFIN20061013_032029_000000322052_00047_24149_2633.N1	13-OCT-2006 03:20:29	Dark	32.000	143	Alp Hyi	2.8570	7200.0	64	24149	No
37	GOM_NL__2PRFIN20061013_032156_000000332052_00047_24149_2634.N1	13-OCT-2006 03:21:56	Dark	33.000	9	Alp Eri	0.45300	24000.	66	24149	No
38	GOM_NL__2PRFIN20061013_033339_000000382052_00047_24149_2635.N1	13-OCT-2006 03:33:39	Straylight	38.000	52	16Bet Cet	2.0370	4500.0	76	24149	No
39	GOM_NL__2PRFIN20061013_034324_000000302052_00047_24149_2636.N1	13-OCT-2006 03:43:24	Bright	30.000	140	88Gam Peg	2.8340	26000.	60	24149	No
40	GOM_NL__2PRFIN20061013_034723_000000312052_00047_24149_2637.N1	13-OCT-2006 03:47:23	Bright	31.000	58	21Alp And	2.0730	11000.	62	24149	No
41	GOM_NL__2PRFIN20061013_035533_000000332052_00047_24149_2638.N1	13-OCT-2006 03:55:33	Bright	32.500	68	18Alp Cas	2.2250	4500.0	65	24149	No
42	GOM_NL__2PRFIN20061013_035655_000000322052_00047_24149_2639.N1	13-OCT-2006 03:56:55	Bright	32.000	76	27Gam Cas	2.3000	30000.	64	24149	No

43	GOM_NL__2PRFIN20061013_040425_000000302052_00047_24149_2640.N1	13-OCT-2006 04:04:25	Bright	30.000	49	1Alp UMi	1.9900	6300.0	60	24149	No
44	GOM_NL__2PRFIN20061013_041236_000000312052_00047_24149_2641.N1	13-OCT-2006 04:12:36	Bright	31.000	36	50Alp UMa	1.8000	6300.0	62	24149	No
45	GOM_NL__2PRFIN20061013_041409_000000292052_00047_24149_2642.N1	13-OCT-2006 04:14:09	Bright	28.500	82	48Bet UMa	2.3650	10600.	57	24149	No
46	GOM_NL__2PRFIN20061013_041730_000000302052_00047_24149_2643.N1	13-OCT-2006 04:17:30	Bright	30.000	174	52Psi UMa	3.0040	4400.0	60	24149	No
47	GOM_NL__2PRFIN20061013_042422_000000342052_00047_24149_2644.N1	13-OCT-2006 04:24:22	Bright	33.500	166	17Eps Leo	2.9800	6000.0	67	24149	No
48	GOM_NL__2PRFIN20061013_042735_000000342052_00047_24149_2645.N1	13-OCT-2006 04:27:35	Bright	33.500	22	32Alp Leo	1.3600	15200.	67	24149	No
49	GOM_NL__2PRFIN20061013_043446_000000442052_00047_24149_2646.N1	13-OCT-2006 04:34:46	Dark	43.500	48	30Alp Hya	1.9770	4100.0	87	24149	No
50	GOM_NL__2PRFIN20061013_044421_000000432052_00047_24149_2647.N1	13-OCT-2006 04:44:21	Dark	42.500	65	Lam Vel	2.2040	4400.0	85	24149	No
51	GOM_NL__2PRFIN20061013_044725_000000362052_00047_24149_2648.N1	13-OCT-2006 04:47:25	Dark	36.000	34	Gam2Vel	1.7930	23000.	72	24149	No
52	GOM_NL__2PRFIN20061013_045137_000000372052_00048_24150_2631.N1	13-OCT-2006 04:51:37	Dark	37.000	161	Tau Pup	2.9310	4500.0	74	24150	No
53	GOM_NL__2PRFIN20061013_045259_000000412052_00048_24150_2632.N1	13-OCT-2006 04:52:59	Dark	41.000	2	Alp Car	-0.73600	7000.0	82	24150	No
54	GOM_NL__2PRFIN20061013_050105_000000312052_00048_24150_2633.N1	13-OCT-2006 05:01:05	Dark	31.000	143	Alp Hyi	2.8570	7200.0	62	24150	No
55	GOM_NL__2PRFIN20061013_050232_000000382052_00048_24150_2634.N1	13-OCT-2006 05:02:32	Dark	38.000	9	Alp Eri	0.45300	24000.	76	24150	No
56	GOM_NL__2PRFIN20061013_051416_000000392052_00048_24150_2635.N1	13-OCT-2006 05:14:16	Straylight	38.500	52	16Bet Cet	2.0370	4500.0	77	24150	No
57	GOM_NL__2PRFIN20061013_052400_000000322052_00048_24150_2636.N1	13-OCT-2006 05:24:00	Bright	32.000	140	88Gam Peg	2.8340	26000.	64	24150	No
58	GOM_NL__2PRFIN20061013_052759_000000312052_00048_24150_2637.N1	13-OCT-2006 05:27:59	Bright	31.000	58	21Alp And	2.0730	11000.	62	24150	No
59	GOM_NL__2PRFIN20061013_053608_000000332052_00048_24150_2638.N1	13-OCT-2006 05:36:08	Bright	32.500	68	18Alp Cas	2.2250	4500.0	65	24150	No
60	GOM_NL__2PRFIN20061013_053731_000000332052_00048_24150_2639.N1	13-OCT-2006 05:37:31	Bright	32.500	76	27Gam Cas	2.3000	30000.	65	24150	No
61	GOM_NL__2PRFIN20061013_054501_000000292052_00048_24150_2640.N1	13-OCT-2006 05:45:01	Bright	28.500	49	1Alp UMi	1.9900	6300.0	57	24150	No
62	GOM_NL__2PRFIN20061013_055312_000000312052_00048_24150_2641.N1	13-OCT-2006 05:53:12	Bright	31.000	36	50Alp UMa	1.8000	6300.0	62	24150	No
63	GOM_NL__2PRFIN20061013_055445_000000292052_00048_24150_2642.N1	13-OCT-2006 05:54:45	Bright	28.500	82	48Bet UMa	2.3650	10600.	57	24150	No
64	GOM_NL__2PRFIN20061013_055806_000000292052_00048_24150_2643.N1	13-OCT-2006 05:58:06	Bright	28.500	174	52Psi UMa	3.0040	4400.0	57	24150	No
65	GOM_NL__2PRFIN20061013_060459_000000342052_00048_24150_2644.N1	13-OCT-2006 06:04:59	Bright	34.000	166	17Eps Leo	2.9800	6000.0	68	24150	No
66	GOM_NL__2PRFIN20061013_060811_000000342052_00048_24150_2645.N1	13-OCT-2006 06:08:11	Bright	33.500	22	32Alp Leo	1.3600	15200.	67	24150	No
67	GOM_NL__2PRFIN20061013_061522_000000462052_00048_24150_2646.N1	13-OCT-2006 06:15:22	Dark	46.000	48	30Alp Hya	1.9770	4100.0	92	24150	No
68	GOM_NL__2PRFIN20061013_062457_000000412052_00048_24150_2647.N1	13-OCT-2006 06:24:57	Dark	40.500	65	Lam Vel	2.2040	4400.0	81	24150	No
69	GOM_NL__2PRFIN20061013_063214_000000392052_00049_24151_2632.N1	13-OCT-2006 06:32:14	Dark	38.500	161	Tau Pup	2.9310	4500.0	77	24151	No
70	GOM_NL__2PRFIN20061013_063336_000000552052_00049_24151_2633.N1	13-OCT-2006 06:33:36	Dark	55.000	2	Alp Car	-0.73600	7000.0	110	24151	No
71	GOM_NL__2PRFIN20061013_064142_000000332052_00049_24151_2634.N1	13-OCT-2006 06:41:42	Dark	33.000	143	Alp Hyi	2.8570	7200.0	66	24151	No
72	GOM_NL__2PRFIN20061013_064309_000000402052_00049_24151_2635.N1	13-OCT-2006 06:43:09	Dark	39.500	9	Alp Eri	0.45300	24000.	79	24151	No
73	GOM_NL__2PRFIN20061013_065451_000000392052_00049_24151_2636.N1	13-OCT-2006 06:54:51	Straylight	38.500	52	16Bet Cet	2.0370	4500.0	77	24151	No
74	GOM_NL__2PRFIN20061013_070436_000000292052_00049_24151_2637.N1	13-OCT-2006 07:04:36	Bright	29.000	140	88Gam Peg	2.8340	26000.	58	24151	No
75	GOM_NL__2PRFIN20061013_070835_000000312052_00049_24151_2638.N1	13-OCT-2006 07:08:35	Bright	30.500	58	21Alp And	2.0730	11000.	61	24151	No
76	GOM_NL__2PRFIN20061013_071644_000000322052_00049_24151_2639.N1	13-OCT-2006 07:16:44	Bright	32.000	68	18Alp Cas	2.2250	4500.0	64	24151	No
77	GOM_NL__2PRFIN20061013_071807_000000322052_00049_24151_2640.N1	13-OCT-2006 07:18:07	Bright	31.500	76	27Gam Cas	2.3000	30000.	63	24151	No
78	GOM_NL__2PRFIN20061013_072537_000000302052_00049_24151_2641.N1	13-OCT-2006 07:25:37	Bright	30.000	49	1Alp UMi	1.9900	6300.0	60	24151	No
79	GOM_NL__2PRFIN20061013_073348_000000312052_00049_24151_2642.N1	13-OCT-2006 07:33:48	Bright	30.500	36	50Alp UMa	1.8000	6300.0	61	24151	No
80	GOM_NL__2PRFIN20061013_073521_000000292052_00049_24151_2643.N1	13-OCT-2006 07:35:21	Bright	28.500	82	48Bet UMa	2.3650	10600.	57	24151	No
81	GOM_NL__2PRFIN20061013_073842_000000292052_00049_24151_2644.N1	13-OCT-2006 07:38:42	Bright	29.000	174	52Psi UMa	3.0040	4400.0	58	24151	No
82	GOM_NL__2PRFIN20061013_074535_000000342052_00049_24151_2645.N1	13-OCT-2006 07:45:35	Bright	33.500	166	17Eps Leo	2.9800	6000.0	67	24151	No
83	GOM_NL__2PRFIN20061013_074848_000000502052_00049_24151_2646.N1	13-OCT-2006 07:48:48	Bright	50.000	22	32Alp Leo	1.3600	15200.	100	24151	No
84	GOM_NL__2PRFIN20061013_075559_000000442052_00049_24151_2647.N1	13-OCT-2006 07:55:59	Dark	43.500	48	30Alp Hya	1.9770	4100.0	87	24151	No
85	GOM_NL__2PRFIN20061013_080534_000000412052_00049_24151_2648.N1	13-OCT-2006 08:05:34	Dark	41.000	65	Lam Vel	2.2040	4400.0	82	24151	No
86	GOM_NL__2PRFIN20061013_081251_000000372052_00050_24152_2633.N1	13-OCT-2006 08:12:51	Dark	36.500	161	Tau Pup	2.9310	4500.0	73	24152	No
87	GOM_NL__2PRFIN20061013_081413_000000502052_00050_24152_2634.N1	13-OCT-2006 08:14:13	Dark	49.500	2	Alp Car	-0.73600	7000.0	99	24152	No
88	GOM_NL__2PRFIN20061013_082218_000000362052_00050_24152_2635.N1	13-OCT-2006 08:22:18	Dark	36.000	143	Alp Hyi	2.8570	7200.0	72	24152	No
89	GOM_NL__2PRFIN20061013_082345_000000392052_00050_24152_2636.N1	13-OCT-2006 08:23:45	Dark	38.500	9	Alp Eri	0.45300	24000.	77	24152	No
90	GOM_NL__2PRFIN20061013_083528_000000382052_00050_24152_2637.N1	13-OCT-2006 08:35:28	Straylight	38.000	52	16Bet Cet	2.0370	4500.0	76	24152	No
91	GOM_NL__2PRFIN20061013_084512_000000302052_00050_24152_2638.N1	13-OCT-2006 08:45:12	Bright	29.500	140	88Gam Peg	2.8340	26000.	59	24152	No
92	GOM_NL__2PRFIN20061013_084911_000000312052_00050_24152_2639.N1	13-OCT-2006 08:49:11	Bright	31.000	58	21Alp And	2.0730	11000.	62	24152	No
93	GOM_NL__2PRFIN20061013_085720_000000322052_00050_24152_2640.N1	13-OCT-2006 08:57:20	Bright	32.000	68	18Alp Cas	2.2250	4500.0	64	24152	No
94	GOM_NL__2PRFIN20061013_085843_000000332052_00050_24152_2641.N1	13-OCT-2006 08:58:43	Bright	32.500	76	27Gam Cas	2.3000	30000.	65	24152	No
95	GOM_NL__2PRFIN20061013_090612_000000282052_00050_24152_2642.N1	13-OCT-2006 09:06:12	Bright	27.500	49	1Alp UMi	1.9900	6300.0	55	24152	No
96	GOM_NL__2PRFIN20061013_091425_000000312052_00050_24152_2643.N1	13-OCT-2006 09:14:25	Bright	30.500	36	50Alp UMa	1.8000	6300.0	61	24152	No
97	GOM_NL__2PRFIN20061013_091557_000000302052_00050_24152_2644.N1	13-OCT-2006 09:15:57	Bright	29.500	82	48Bet UMa	2.3650	10600.	59	24152	No
98	GOM_NL__2PRFIN20061013_091918_000000292052_00050_24152_2645.N1	13-OCT-2006 09:19:18	Bright	29.000	174	52Psi UMa	3.0040	4400.0	58	24152	No
99	GOM_NL__2PRFIN20061013_092611_000000322052_00050_24152_2646.N1	13-OCT-2006 09:26:11	Bright	32.000	166	17Eps Leo	2.9800	6000.0	64	24152	No
100	GOM_NL__2PRFIN20061013_092924_000000332052_00050_24152_2647.N1	13-OCT-2006 09:29:24	Bright	33.000	22	32Alp Leo	1.3600	15200.	66	24152	No
101	GOM_NL__2PRFIN20061013_093635_000000452052_00050_24152_2648.N1	13-OCT-2006 09:36:35	Dark	44.500	48	30Alp Hya	1.9770	4100.0	89	24152	No

102	GOM_NL__2PRFIN20061013_094610_000000392052_00050_24152_2649.N1	13-OCT-2006 09:46:10	Dark	39.000	65	Lam Vel	2.2040	4400.0	78	24152	No
103	GOM_NL__2PRFIN20061013_094819_000000352052_00050_24152_2650.N1	13-OCT-2006 09:48:19	Dark	35.000	70	Zet Pup	2.2460	39000.	70	24152	No
104	GOM_NL__2PRFIN20061013_094915_000000362052_00050_24152_2651.N1	13-OCT-2006 09:49:15	Dark	36.000	34	Gam2Vel	1.7930	23000.	72	24152	No
105	GOM_NL__2PRFIN20061013_095328_000000392052_00051_24153_2634.N1	13-OCT-2006 09:53:28	Dark	38.500	161	Tau Pup	2.9310	4500.0	77	24153	No
106	GOM_NL__2PRFIN20061013_095450_000000422052_00051_24153_2635.N1	13-OCT-2006 09:54:50	Dark	41.500	2	Alp Car	-0.73600	7000.0	83	24153	No
107	GOM_NL__2PRFIN20061013_100254_000000312052_00051_24153_2636.N1	13-OCT-2006 10:02:54	Dark	31.000	143	Alp Hyi	2.8570	7200.0	62	24153	No
108	GOM_NL__2PRFIN20061013_100421_000000442052_00051_24153_2637.N1	13-OCT-2006 10:04:21	Dark	43.500	9	Alp Eri	0.45300	24000.	87	24153	No
109	GOM_NL__2PRFIN20061013_101604_000000402052_00051_24153_2638.N1	13-OCT-2006 10:16:04	Straylight	40.000	52	16Bet Cet	2.0370	4500.0	80	24153	No
110	GOM_NL__2PRFIN20061013_102548_000000302052_00051_24153_2639.N1	13-OCT-2006 10:25:48	Bright	29.500	140	88Gam Peg	2.8340	26000.	59	24153	No
111	GOM_NL__2PRFIN20061013_102947_000000312052_00051_24153_2640.N1	13-OCT-2006 10:29:47	Bright	30.500	58	21Alp And	2.0730	11000.	61	24153	No
112	GOM_NL__2PRFIN20061013_103755_000000332052_00051_24153_2641.N1	13-OCT-2006 10:37:55	Bright	33.000	68	18Alp Cas	2.2250	4500.0	66	24153	No
113	GOM_NL__2PRFIN20061013_103918_000000372052_00051_24153_2642.N1	13-OCT-2006 10:39:18	Bright	37.000	76	27Gam Cas	2.3000	30000.	74	24153	No
114	GOM_NL__2PRFIN20061013_104648_000000302052_00051_24153_2643.N1	13-OCT-2006 10:46:48	Bright	29.500	49	1Alp UMi	1.9900	6300.0	59	24153	No
115	GOM_NL__2PRFIN20061013_105500_000000282052_00051_24153_2644.N1	13-OCT-2006 10:55:00	Bright	28.000	36	50Alp UMa	1.8000	6300.0	56	24153	No
116	GOM_NL__2PRFIN20061013_105633_000000282052_00051_24153_2645.N1	13-OCT-2006 10:56:33	Bright	28.000	82	48Bet UMa	2.3650	10600.	56	24153	No
117	GOM_NL__2PRFIN20061013_105954_000000302052_00051_24153_2646.N1	13-OCT-2006 10:59:54	Bright	30.000	174	52Psi UMa	3.0040	4400.0	60	24153	No
118	GOM_NL__2PRFIN20061013_110647_000000322052_00051_24153_2647.N1	13-OCT-2006 11:06:47	Bright	32.000	166	17Eps Leo	2.9800	6000.0	64	24153	No
119	GOM_NL__2PRFIN20061013_111000_000000332052_00051_24153_2648.N1	13-OCT-2006 11:10:00	Bright	33.000	22	32Alp Leo	1.3600	15200.	66	24153	No
120	GOM_NL__2PRFIN20061013_111712_000000472052_00051_24153_2649.N1	13-OCT-2006 11:17:12	Dark	47.000	48	30Alp Hya	1.9770	4100.0	94	24153	No
121	GOM_NL__2PRFIN20061013_112647_000000462052_00051_24153_2650.N1	13-OCT-2006 11:26:47	Dark	46.000	65	Lam Vel	2.2040	4400.0	92	24153	No
122	GOM_NL__2PRFIN20061013_112855_000000352052_00051_24153_2651.N1	13-OCT-2006 11:28:55	Dark	35.000	70	Zet Pup	2.2460	39000.	70	24153	No
123	GOM_NL__2PRFIN20061013_112952_000000442052_00051_24153_2652.N1	13-OCT-2006 11:29:52	Dark	43.500	34	Gam2Vel	1.7930	23000.	87	24153	No
124	GOM_NL__2PRFIN20061013_113405_000000382052_00052_24154_2635.N1	13-OCT-2006 11:34:05	Dark	37.500	161	Tau Pup	2.9310	4500.0	75	24154	No
125	GOM_NL__2PRFIN20061013_113527_000000452052_00052_24154_2636.N1	13-OCT-2006 11:35:27	Dark	44.500	2	Alp Car	-0.73600	7000.0	89	24154	No
126	GOM_NL__2PRFIN20061013_114331_000000322052_00052_24154_2637.N1	13-OCT-2006 11:43:31	Dark	31.500	143	Alp Hyi	2.8570	7200.0	63	24154	No
127	GOM_NL__2PRFIN20061013_114457_000000342052_00052_24154_2638.N1	13-OCT-2006 11:44:57	Dark	33.500	9	Alp Eri	0.45300	24000.	67	24154	No
128	GOM_NL__2PRFIN20061013_115640_000000362052_00052_24154_2639.N1	13-OCT-2006 11:56:40	Straylight	36.000	52	16Bet Cet	2.0370	4500.0	72	24154	No
129	GOM_NL__2PRFIN20061013_120624_000000302052_00052_24154_2640.N1	13-OCT-2006 12:06:24	Bright	30.000	140	88Gam Peg	2.8340	26000.	60	24154	No
130	GOM_NL__2PRFIN20061013_121023_000000312052_00052_24154_2641.N1	13-OCT-2006 12:10:23	Bright	31.000	58	21Alp And	2.0730	11000.	62	24154	No
131	GOM_NL__2PRFIN20061013_121831_000000342052_00052_24154_2642.N1	13-OCT-2006 12:18:31	Bright	33.500	68	18Alp Cas	2.2250	4500.0	67	24154	No
132	GOM_NL__2PRFIN20061013_121954_000000322052_00052_24154_2643.N1	13-OCT-2006 12:19:54	Bright	32.000	76	27Gam Cas	2.3000	30000.	64	24154	No
133	GOM_NL__2PRFIN20061013_122724_000000302052_00052_24154_2644.N1	13-OCT-2006 12:27:24	Bright	30.000	49	1Alp UMi	1.9900	6300.0	60	24154	No
134	GOM_NL__2PRFIN20061013_123536_000000302052_00052_24154_2645.N1	13-OCT-2006 12:35:36	Bright	29.500	36	50Alp UMa	1.8000	6300.0	59	24154	No
135	GOM_NL__2PRFIN20061013_123709_000000292052_00052_24154_2646.N1	13-OCT-2006 12:37:09	Bright	28.500	82	48Bet UMa	2.3650	10600.	57	24154	No
136	GOM_NL__2PRFIN20061013_124030_000000292052_00052_24154_2647.N1	13-OCT-2006 12:40:30	Bright	29.000	174	52Psi UMa	3.0040	4400.0	58	24154	No
137	GOM_NL__2PRFIN20061013_124805_000000322052_00052_24154_2648.N1	13-OCT-2006 12:48:05	Bright	31.500	51	41Gam1Leo	2.0100	4500.0	63	24154	No
138	GOM_NL__2PRFIN20061013_125036_000000502052_00052_24154_2649.N1	13-OCT-2006 12:50:36	Bright	50.000	22	32Alp Leo	1.3600	15200.	100	24154	No
139	GOM_NL__2PRFIN20061013_125748_000000482052_00052_24154_2650.N1	13-OCT-2006 12:57:48	Dark	48.000	48	30Alp Hya	1.9770	4100.0	96	24154	No
140	GOM_NL__2PRFIN20061013_130723_000000442052_00052_24154_2651.N1	13-OCT-2006 13:07:23	Dark	44.000	65	Lam Vel	2.2040	4400.0	88	24154	No
141	GOM_NL__2PRFIN20061013_130932_000000302052_00052_24154_2652.N1	13-OCT-2006 13:09:32	Dark	30.000	70	Zet Pup	2.2460	39000.	60	24154	No
142	GOM_NL__2PRFIN20061013_131028_000000422052_00052_24154_2653.N1	13-OCT-2006 13:10:28	Dark	41.500	34	Gam2Vel	1.7930	23000.	83	24154	No
143	GOM_NL__2PRFIN20061013_131442_000000392052_00053_24155_2696.N1	13-OCT-2006 13:14:42	Dark	38.500	161	Tau Pup	2.9310	4500.0	77	24155	No
144	GOM_NL__2PRFIN20061013_131604_000000432052_00053_24155_2697.N1	13-OCT-2006 13:16:04	Dark	42.500	2	Alp Car	-0.73600	7000.0	85	24155	No
145	GOM_NL__2PRFIN20061013_132407_000000322052_00053_24155_2698.N1	13-OCT-2006 13:24:07	Dark	31.500	143	Alp Hyi	2.8570	7200.0	63	24155	No
146	GOM_NL__2PRFIN20061013_132534_000000432052_00053_24155_2699.N1	13-OCT-2006 13:25:34	Dark	42.500	9	Alp Eri	0.45300	24000.	85	24155	No
147	GOM_NL__2PRFIN20061013_133716_000000382052_00053_24155_2700.N1	13-OCT-2006 13:37:16	Straylight	38.000	52	16Bet Cet	2.0370	4500.0	76	24155	No
148	GOM_NL__2PRFIN20061013_134700_000000292052_00053_24155_2701.N1	13-OCT-2006 13:47:00	Bright	28.500	140	88Gam Peg	2.8340	26000.	57	24155	No
149	GOM_NL__2PRFIN20061013_135059_000000302052_00053_24155_2702.N1	13-OCT-2006 13:50:59	Bright	29.500	58	21Alp And	2.0730	11000.	59	24155	No
150	GOM_NL__2PRFIN20061013_135907_000000332052_00053_24155_2703.N1	13-OCT-2006 13:59:07	Bright	33.000	68	18Alp Cas	2.2250	4500.0	66	24155	No
151	GOM_NL__2PRFIN20061013_140029_000000332052_00053_24155_2704.N1	13-OCT-2006 14:00:29	Bright	32.500	76	27Gam Cas	2.3000	30000.	65	24155	No
152	GOM_NL__2PRFIN20061013_140800_000000302052_00053_24155_2705.N1	13-OCT-2006 14:08:00	Bright	30.000	49	1Alp UMi	1.9900	6300.0	60	24155	No
153	GOM_NL__2PRFIN20061013_141612_000000312052_00053_24155_2706.N1	13-OCT-2006 14:16:12	Bright	30.500	36	50Alp UMa	1.8000	6300.0	61	24155	No
154	GOM_NL__2PRFIN20061013_141745_000000312052_00053_24155_2707.N1	13-OCT-2006 14:17:45	Bright	31.000	82	48Bet UMa	2.3650	10600.	62	24155	No
155	GOM_NL__2PRFIN20061013_142106_000000312052_00053_24155_2708.N1	13-OCT-2006 14:21:06	Bright	30.500	174	52Psi UMa	3.0040	4400.0	61	24155	No
156	GOM_NL__2PRFIN20061013_142842_000000312052_00053_24155_2709.N1	13-OCT-2006 14:28:42	Bright	31.000	51	41Gam1Leo	2.0100	4500.0	62	24155	No
157	GOM_NL__2PRFIN20061013_143113_000000332052_00053_24155_2710.N1	13-OCT-2006 14:31:13	Bright	33.000	22	32Alp Leo	1.3600	15200.	66	24155	No
158	GOM_NL__2PRFIN20061013_143825_000000462052_00053_24155_2711.N1	13-OCT-2006 14:38:25	Dark	46.000	48	30Alp Hya	1.9770	4100.0	92	24155	No
159	GOM_NL__2PRFIN20061013_144759_000000422052_00053_24155_2712.N1	13-OCT-2006 14:47:59	Dark	42.000	65	Lam Vel	2.2040	4400.0	84	24155	No
160	GOM_NL__2PRFIN20061013_145009_000000302052_00053_24155_2713.N1	13-OCT-2006 14:50:09	Dark	30.000	70	Zet Pup	2.2460	39000.	60	24155	No

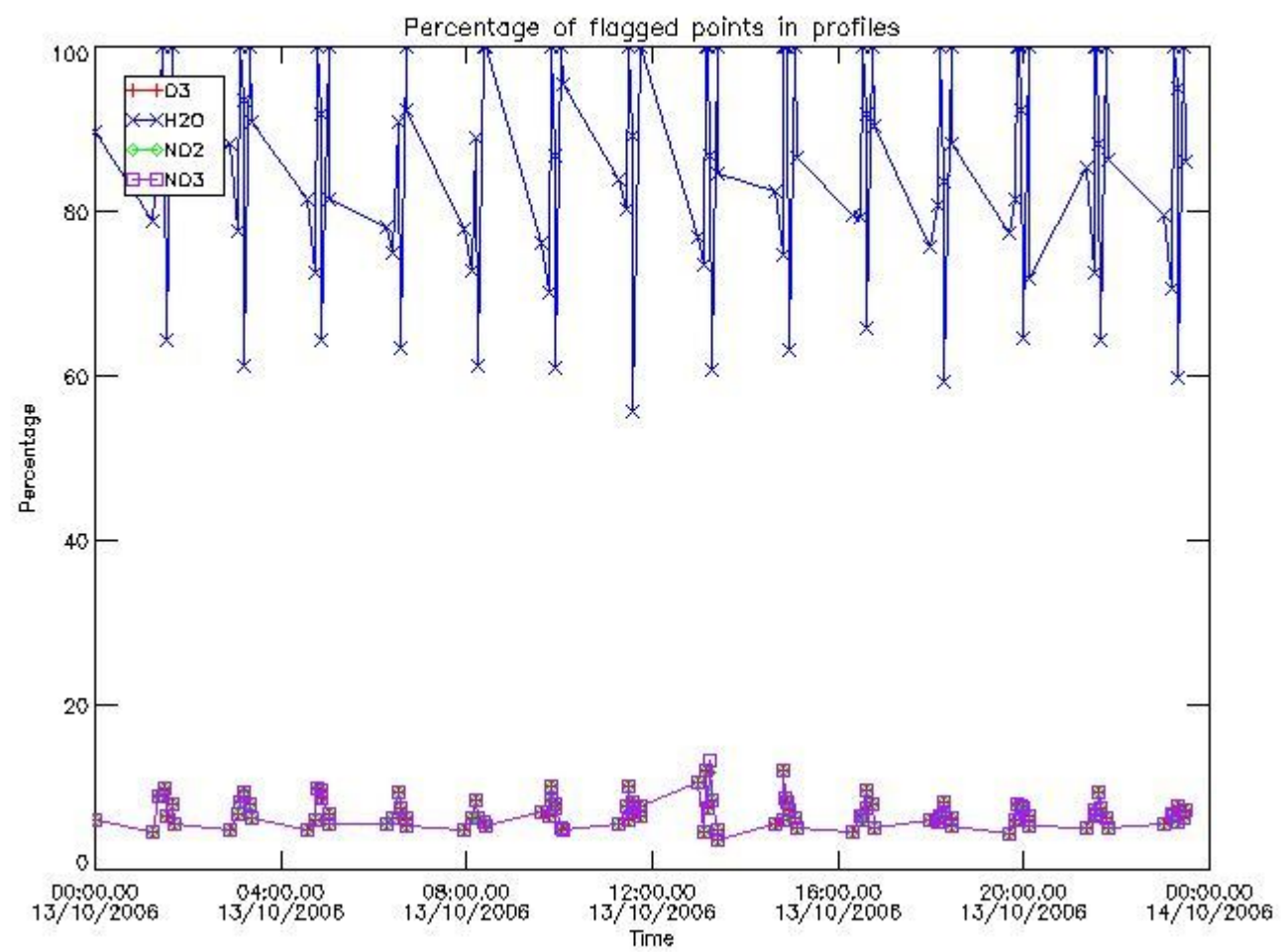
161	GOM_NL__2PRFIN20061013_145105_000000362052_00053_24155_2714.N1	13-OCT-2006 14:51:05	Dark	35.500	34	Gam2Vel	1.7930	23000.	71	24155	No
162	GOM_NL__2PRFIN20061013_145518_000000382052_00054_24156_2696.N1	13-OCT-2006 14:55:18	Dark	37.500	161	Tau Pup	2.9310	4500.0	75	24156	No
163	GOM_NL__2PRFIN20061013_145640_000000432052_00054_24156_2697.N1	13-OCT-2006 14:56:40	Dark	42.500	2	Alp Car	-0.73600	7000.0	85	24156	No
164	GOM_NL__2PRFIN20061013_150443_000000332052_00054_24156_2698.N1	13-OCT-2006 15:04:43	Dark	32.500	143	Alp Hyi	2.8570	7200.0	65	24156	No
165	GOM_NL__2PRFIN20061013_150610_000000412052_00054_24156_2699.N1	13-OCT-2006 15:06:10	Dark	41.000	9	Alp Eri	0.45300	24000.	82	24156	No
166	GOM_NL__2PRFIN20061013_151752_000000382052_00054_24156_2700.N1	13-OCT-2006 15:17:52	Straylight	38.000	52	16Bet Cet	2.0370	4500.0	76	24156	No
167	GOM_NL__2PRFIN20061013_152735_000000302052_00054_24156_2701.N1	13-OCT-2006 15:27:35	Bright	29.500	140	88Gam Peg	2.8340	26000.	59	24156	No
168	GOM_NL__2PRFIN20061013_153134_000000302052_00054_24156_2702.N1	13-OCT-2006 15:31:34	Bright	30.000	58	21Alp And	2.0730	11000.	60	24156	No
169	GOM_NL__2PRFIN20061013_153942_000000312052_00054_24156_2703.N1	13-OCT-2006 15:39:42	Bright	30.500	68	18Alp Cas	2.2250	4500.0	61	24156	No
170	GOM_NL__2PRFIN20061013_154105_000000312052_00054_24156_2704.N1	13-OCT-2006 15:41:05	Bright	30.500	76	27Gam Cas	2.3000	30000.	61	24156	No
171	GOM_NL__2PRFIN20061013_154837_000000292052_00054_24156_2705.N1	13-OCT-2006 15:48:37	Bright	29.000	49	1Alp UMi	1.9900	6300.0	58	24156	No
172	GOM_NL__2PRFIN20061013_155648_000000312052_00054_24156_2706.N1	13-OCT-2006 15:56:48	Bright	31.000	36	50Alp UMa	1.8000	6300.0	62	24156	No
173	GOM_NL__2PRFIN20061013_155821_000000292052_00054_24156_2707.N1	13-OCT-2006 15:58:21	Bright	29.000	82	48Bet UMa	2.3650	10600.	58	24156	No
174	GOM_NL__2PRFIN20061013_160142_000000292052_00054_24156_2708.N1	13-OCT-2006 16:01:42	Bright	28.500	174	52Psi UMa	3.0040	4400.0	57	24156	No
175	GOM_NL__2PRFIN20061013_160918_000000312052_00054_24156_2709.N1	13-OCT-2006 16:09:18	Bright	31.000	51	41Gam1Leo	2.0100	4500.0	62	24156	No
176	GOM_NL__2PRFIN20061013_161149_000000342052_00054_24156_2710.N1	13-OCT-2006 16:11:49	Bright	34.000	22	32Alp Leo	1.3600	15200.	68	24156	No
177	GOM_NL__2PRFIN20061013_161902_000000452052_00054_24156_2711.N1	13-OCT-2006 16:19:02	Dark	44.500	48	30Alp Hya	1.9770	4100.0	89	24156	No
178	GOM_NL__2PRFIN20061013_162836_000000392052_00054_24156_2712.N1	13-OCT-2006 16:28:36	Dark	39.000	65	Lam Vel	2.2040	4400.0	78	24156	No
179	GOM_NL__2PRFIN20061013_163049_000000322052_00054_24156_2713.N1	13-OCT-2006 16:30:49	Dark	31.500	91	Kap Vel	2.4900	26000.	63	24156	No
180	GOM_NL__2PRFIN20061013_163154_000000352052_00055_24157_2714.N1	13-OCT-2006 16:31:54	Dark	34.500	71	lot Car	2.2460	7700.0	69	24157	No
181	GOM_NL__2PRFIN20061013_163555_000000382052_00055_24157_2696.N1	13-OCT-2006 16:35:55	Dark	37.500	161	Tau Pup	2.9310	4500.0	75	24157	No
182	GOM_NL__2PRFIN20061013_163717_000000422052_00055_24157_2697.N1	13-OCT-2006 16:37:17	Dark	41.500	2	Alp Car	-0.73600	7000.0	83	24157	No
183	GOM_NL__2PRFIN20061013_164519_000000322052_00055_24157_2698.N1	13-OCT-2006 16:45:19	Dark	32.000	143	Alp Hyi	2.8570	7200.0	64	24157	No
184	GOM_NL__2PRFIN20061013_164646_000000412052_00055_24157_2699.N1	13-OCT-2006 16:46:46	Dark	41.000	9	Alp Eri	0.45300	24000.	82	24157	No
185	GOM_NL__2PRFIN20061013_165828_000000412052_00055_24157_2700.N1	13-OCT-2006 16:58:28	Straylight	41.000	52	16Bet Cet	2.0370	4500.0	82	24157	No
186	GOM_NL__2PRFIN20061013_170812_000000312052_00055_24157_2701.N1	13-OCT-2006 17:08:12	Bright	31.000	140	88Gam Peg	2.8340	26000.	62	24157	No
187	GOM_NL__2PRFIN20061013_171210_000000322052_00055_24157_2702.N1	13-OCT-2006 17:12:10	Bright	31.500	58	21Alp And	2.0730	11000.	63	24157	No
188	GOM_NL__2PRFIN20061013_172018_000000322052_00055_24157_2703.N1	13-OCT-2006 17:20:18	Bright	32.000	68	18Alp Cas	2.2250	4500.0	64	24157	No
189	GOM_NL__2PRFIN20061013_172141_000000322052_00055_24157_2704.N1	13-OCT-2006 17:21:41	Bright	32.000	76	27Gam Cas	2.3000	30000.	64	24157	No
190	GOM_NL__2PRFIN20061013_172912_000000302052_00055_24157_2705.N1	13-OCT-2006 17:29:12	Bright	30.000	49	1Alp UMi	1.9900	6300.0	60	24157	No
191	GOM_NL__2PRFIN20061013_173724_000000292052_00055_24157_2706.N1	13-OCT-2006 17:37:24	Bright	29.000	36	50Alp UMa	1.8000	6300.0	58	24157	No
192	GOM_NL__2PRFIN20061013_173857_000000302052_00055_24157_2707.N1	13-OCT-2006 17:38:57	Bright	30.000	82	48Bet UMa	2.3650	10600.	60	24157	No
193	GOM_NL__2PRFIN20061013_174218_000000292052_00055_24157_2708.N1	13-OCT-2006 17:42:18	Bright	28.500	174	52Psi UMa	3.0040	4400.0	57	24157	No
194	GOM_NL__2PRFIN20061013_174954_000000322052_00055_24157_2709.N1	13-OCT-2006 17:49:54	Bright	31.500	51	41Gam1Leo	2.0100	4500.0	63	24157	No
195	GOM_NL__2PRFIN20061013_175225_000000342052_00055_24157_2710.N1	13-OCT-2006 17:52:25	Bright	33.500	22	32Alp Leo	1.3600	15200.	67	24157	No
196	GOM_NL__2PRFIN20061013_175938_000000442052_00055_24157_2711.N1	13-OCT-2006 17:59:38	Dark	43.500	48	30Alp Hya	1.9770	4100.0	87	24157	No
197	GOM_NL__2PRFIN20061013_180913_000000452052_00055_24157_2712.N1	13-OCT-2006 18:09:13	Dark	44.500	65	Lam Vel	2.2040	4400.0	89	24157	No
198	GOM_NL__2PRFIN20061013_181125_000000322052_00055_24157_2713.N1	13-OCT-2006 18:11:25	Dark	32.000	91	Kap Vel	2.4900	26000.	64	24157	No
199	GOM_NL__2PRFIN20061013_181230_000000332052_00056_24158_2714.N1	13-OCT-2006 18:12:30	Dark	32.500	71	lot Car	2.2460	7700.0	65	24158	No
200	GOM_NL__2PRFIN20061013_181632_000000372052_00056_24158_2696.N1	13-OCT-2006 18:16:32	Dark	37.000	161	Tau Pup	2.9310	4500.0	74	24158	No
201	GOM_NL__2PRFIN20061013_181754_000000442052_00056_24158_2697.N1	13-OCT-2006 18:17:54	Dark	43.500	2	Alp Car	-0.73600	7000.0	87	24158	No
202	GOM_NL__2PRFIN20061013_182556_000000332052_00056_24158_2698.N1	13-OCT-2006 18:25:56	Dark	33.000	143	Alp Hyi	2.8570	7200.0	66	24158	No
203	GOM_NL__2PRFIN20061013_182722_000000382052_00056_24158_2699.N1	13-OCT-2006 18:27:22	Dark	38.000	9	Alp Eri	0.45300	24000.	76	24158	No
204	GOM_NL__2PRFIN20061013_183904_000000382052_00056_24158_2700.N1	13-OCT-2006 18:39:04	Straylight	37.500	52	16Bet Cet	2.0370	4500.0	75	24158	No
205	GOM_NL__2PRFIN20061013_184847_000000302052_00056_24158_2701.N1	13-OCT-2006 18:48:47	Bright	30.000	140	88Gam Peg	2.8340	26000.	60	24158	No
206	GOM_NL__2PRFIN20061013_185246_000000312052_00056_24158_2702.N1	13-OCT-2006 18:52:46	Bright	30.500	58	21Alp And	2.0730	11000.	61	24158	No
207	GOM_NL__2PRFIN20061013_190054_000000492052_00056_24158_2703.N1	13-OCT-2006 19:00:54	Bright	49.000	68	18Alp Cas	2.2250	4500.0	98	24158	No
208	GOM_NL__2PRFIN20061013_190217_000000332052_00056_24158_2704.N1	13-OCT-2006 19:02:17	Bright	32.500	76	27Gam Cas	2.3000	30000.	65	24158	No
209	GOM_NL__2PRFIN20061013_190948_000000292052_00056_24158_2705.N1	13-OCT-2006 19:09:48	Bright	29.000	49	1Alp UMi	1.9900	6300.0	58	24158	No
210	GOM_NL__2PRFIN20061013_191800_000000332052_00056_24158_2706.N1	13-OCT-2006 19:18:00	Bright	32.500	36	50Alp UMa	1.8000	6300.0	65	24158	No
211	GOM_NL__2PRFIN20061013_191933_000000312052_00056_24158_2707.N1	13-OCT-2006 19:19:33	Bright	31.000	82	48Bet UMa	2.3650	10600.	62	24158	No
212	GOM_NL__2PRFIN20061013_192255_000000382052_00056_24158_2708.N1	13-OCT-2006 19:22:55	Bright	37.500	174	52Psi UMa	3.0040	4400.0	75	24158	No
213	GOM_NL__2PRFIN20061013_193030_000000302052_00056_24158_2709.N1	13-OCT-2006 19:30:30	Bright	29.500	51	41Gam1Leo	2.0100	4500.0	59	24158	No
214	GOM_NL__2PRFIN20061013_193301_000000332052_00056_24158_2710.N1	13-OCT-2006 19:33:01	Bright	33.000	22	32Alp Leo	1.3600	15200.	66	24158	No
215	GOM_NL__2PRFIN20061013_194015_000000472052_00056_24158_2711.N1	13-OCT-2006 19:40:15	Dark	47.000	48	30Alp Hya	1.9770	4100.0	94	24158	No
216	GOM_NL__2PRFIN20061013_194949_000000442052_00056_24158_2712.N1	13-OCT-2006 19:49:49	Dark	43.500	65	Lam Vel	2.2040	4400.0	87	24158	No
217	GOM_NL__2PRFIN20061013_195202_000000322052_00056_24158_2713.N1	13-OCT-2006 19:52:02	Dark	32.000	91	Kap Vel	2.4900	26000.	64	24158	No
218	GOM_NL__2PRFIN20061013_195307_000000342052_00057_24159_2714.N1	13-OCT-2006 19:53:07	Dark	34.000	71	lot Car	2.2460	7700.0	68	24159	No
219	GOM_NL__2PRFIN20061013_195709_000000402052_00057_24159_2696.N1	13-OCT-2006 19:57:09	Dark	39.500	161	Tau Pup	2.9310	4500.0	79	24159	No

220	GOM_NL__2PRFIN20061013_195831_000000422052_00057_24159_2697.N1	13-OCT-2006 19:58:31	Dark	41.500	2	Alp Car	-0.73600	7000.0	83	24159	No
221	GOM_NL__2PRFIN20061013_200632_000000322052_00057_24159_2698.N1	13-OCT-2006 20:06:32	Dark	31.500	143	Alp Hyi	2.8570	7200.0	63	24159	No
222	GOM_NL__2PRFIN20061013_200759_000000402052_00057_24159_2699.N1	13-OCT-2006 20:07:59	Dark	39.500	9	Alp Eri	0.45300	24000.	79	24159	No
223	GOM_NL__2PRFIN20061013_201940_000000382052_00057_24159_2700.N1	13-OCT-2006 20:19:40	Straylight	38.000	52	16Bet Cet	2.0370	4500.0	76	24159	No
224	GOM_NL__2PRFIN20061013_202924_000000302052_00057_24159_2701.N1	13-OCT-2006 20:29:24	Bright	30.000	140	88Gam Peg	2.8340	26000.	60	24159	No
225	GOM_NL__2PRFIN20061013_203322_000000322052_00057_24159_2702.N1	13-OCT-2006 20:33:22	Bright	31.500	58	21Alp And	2.0730	11000.	63	24159	No
226	GOM_NL__2PRFIN20061013_204130_000000322052_00057_24159_2703.N1	13-OCT-2006 20:41:30	Bright	32.000	68	18Alp Cas	2.2250	4500.0	64	24159	No
227	GOM_NL__2PRFIN20061013_204253_000000322052_00057_24159_2704.N1	13-OCT-2006 20:42:53	Bright	31.500	76	27Gam Cas	2.3000	30000.	63	24159	No
228	GOM_NL__2PRFIN20061013_205024_000000292052_00057_24159_2705.N1	13-OCT-2006 20:50:24	Bright	29.000	49	1Alp UMi	1.9900	6300.0	58	24159	No
229	GOM_NL__2PRFIN20061013_205836_000000322052_00057_24159_2706.N1	13-OCT-2006 20:58:36	Bright	31.500	36	50Alp UMa	1.8000	6300.0	63	24159	No
230	GOM_NL__2PRFIN20061013_210009_000000372052_00057_24159_2707.N1	13-OCT-2006 21:00:09	Bright	36.500	82	48Bet UMa	2.3650	10600.	73	24159	No
231	GOM_NL__2PRFIN20061013_210330_000000302052_00057_24159_2708.N1	13-OCT-2006 21:03:30	Bright	30.000	174	52Psi UMa	3.0040	4400.0	60	24159	No
232	GOM_NL__2PRFIN20061013_211106_000000322052_00057_24159_2709.N1	13-OCT-2006 21:11:06	Bright	32.000	51	41Gam1Leo	2.0100	4500.0	64	24159	No
233	GOM_NL__2PRFIN20061013_211338_000000352052_00057_24159_2710.N1	13-OCT-2006 21:13:38	Bright	34.500	22	32Alp Leo	1.3600	15200.	69	24159	No
234	GOM_NL__2PRFIN20061013_212052_000000522052_00057_24159_2711.N1	13-OCT-2006 21:20:52	Dark	51.500	48	30Alp Hya	1.9770	4100.0	103	24159	No
235	GOM_NL__2PRFIN20061013_213026_000000352052_00057_24159_2712.N1	13-OCT-2006 21:30:26	Dark	35.000	65	Lam Vel	2.2040	4400.0	70	24159	No
236	GOM_NL__2PRFIN20061013_213238_000000312052_00057_24159_2713.N1	13-OCT-2006 21:32:38	Dark	31.000	91	Kap Vel	2.4900	26000.	62	24159	No
237	GOM_NL__2PRFIN20061013_213343_000000322052_00058_24160_2714.N1	13-OCT-2006 21:33:43	Dark	31.500	71	lot Car	2.2460	7700.0	63	24160	No
238	GOM_NL__2PRFIN20061013_213745_000000392052_00058_24160_2696.N1	13-OCT-2006 21:37:45	Dark	38.500	161	Tau Pup	2.9310	4500.0	77	24160	No
239	GOM_NL__2PRFIN20061013_213907_000000412052_00058_24160_2697.N1	13-OCT-2006 21:39:07	Dark	41.000	2	Alp Car	-0.73600	7000.0	82	24160	No
240	GOM_NL__2PRFIN20061013_214708_000000332052_00058_24160_2698.N1	13-OCT-2006 21:47:08	Dark	32.500	143	Alp Hyi	2.8570	7200.0	65	24160	No
241	GOM_NL__2PRFIN20061013_214835_000000402052_00058_24160_2699.N1	13-OCT-2006 21:48:35	Dark	40.000	9	Alp Eri	0.45300	24000.	80	24160	No
242	GOM_NL__2PRFIN20061013_220016_000000382052_00058_24160_2700.N1	13-OCT-2006 22:00:16	Straylight	37.500	52	16Bet Cet	2.0370	4500.0	75	24160	No
243	GOM_NL__2PRFIN20061013_220959_000000312052_00058_24160_2701.N1	13-OCT-2006 22:09:59	Bright	31.000	140	88Gam Peg	2.8340	26000.	62	24160	No
244	GOM_NL__2PRFIN20061013_221358_000000322052_00058_24160_2702.N1	13-OCT-2006 22:13:58	Bright	32.000	58	21Alp And	2.0730	11000.	64	24160	No
245	GOM_NL__2PRFIN20061013_222205_000000332052_00058_24160_2703.N1	13-OCT-2006 22:22:05	Bright	32.500	68	18Alp Cas	2.2250	4500.0	65	24160	No
246	GOM_NL__2PRFIN20061013_222328_000000322052_00058_24160_2704.N1	13-OCT-2006 22:23:28	Bright	31.500	76	27Gam Cas	2.3000	30000.	63	24160	No
247	GOM_NL__2PRFIN20061013_223100_000000272052_00058_24160_2705.N1	13-OCT-2006 22:31:00	Bright	26.500	49	1Alp UMi	1.9900	6300.0	53	24160	No
248	GOM_NL__2PRFIN20061013_223912_000000312052_00058_24160_2706.N1	13-OCT-2006 22:39:12	Bright	31.000	36	50Alp UMa	1.8000	6300.0	62	24160	No
249	GOM_NL__2PRFIN20061013_224045_000000312052_00058_24160_2707.N1	13-OCT-2006 22:40:45	Bright	31.000	82	48Bet UMa	2.3650	10600.	62	24160	No
250	GOM_NL__2PRFIN20061013_224406_000000302052_00058_24160_2708.N1	13-OCT-2006 22:44:06	Bright	29.500	174	52Psi UMa	3.0040	4400.0	59	24160	No
251	GOM_NL__2PRFIN20061013_225143_000000322052_00058_24160_2709.N1	13-OCT-2006 22:51:43	Bright	31.500	51	41Gam1Leo	2.0100	4500.0	63	24160	No
252	GOM_NL__2PRFIN20061013_225414_000000342052_00058_24160_2710.N1	13-OCT-2006 22:54:14	Bright	34.000	22	32Alp Leo	1.3600	15200.	68	24160	No
253	GOM_NL__2PRFIN20061013_230128_000000472052_00058_24160_2711.N1	13-OCT-2006 23:01:28	Dark	47.000	48	30Alp Hya	1.9770	4100.0	94	24160	No
254	GOM_NL__2PRFIN20061013_231102_000000382052_00058_24160_2712.N1	13-OCT-2006 23:11:02	Dark	38.000	65	Lam Vel	2.2040	4400.0	76	24160	No
255	GOM_NL__2PRFIN20061013_231314_000000322052_00058_24160_2713.N1	13-OCT-2006 23:13:14	Dark	32.000	91	Kap Vel	2.4900	26000.	64	24160	No
256	GOM_NL__2PRFIN20061013_231419_000000322052_00059_24161_2714.N1	13-OCT-2006 23:14:19	Dark	32.000	71	lot Car	2.2460	7700.0	64	24161	No
257	GOM_NL__2PRFIN20061013_231822_000000402052_00059_24161_2696.N1	13-OCT-2006 23:18:22	Dark	39.500	161	Tau Pup	2.9310	4500.0	79	24161	No
258	GOM_NL__2PRFIN20061013_231944_000000542052_00059_24161_2697.N1	13-OCT-2006 23:19:44	Dark	54.000	2	Alp Car	-0.73600	7000.0	108	24161	No
259	GOM_NL__2PRFIN20061013_232744_000000332052_00059_24161_2698.N1	13-OCT-2006 23:27:44	Dark	33.000	143	Alp Hyi	2.8570	7200.0	66	24161	No
260	GOM_NL__2PRFIN20061013_232911_000000362052_00059_24161_2699.N1	13-OCT-2006 23:29:11	Dark	35.500	9	Alp Eri	0.45300	24000.	71	24161	No
261	GOM_NL__2PRFIN20061013_234052_000000362052_00059_24161_2700.N1	13-OCT-2006 23:40:52	Straylight	36.000	52	16Bet Cet	2.0370	4500.0	72	24161	No
262	GOM_NL__2PRFIN20061013_235035_000000302052_00059_24161_2701.N1	13-OCT-2006 23:50:35	Bright	29.500	140	88Gam Peg	2.8340	26000.	59	24161	No
263	GOM_NL__2PRFIN20061013_235434_000000312052_00059_24161_2702.N1	13-OCT-2006 23:54:34	Bright	30.500	58	21Alp And	2.0730	11000.	61	24161	No

3. Quality information per product


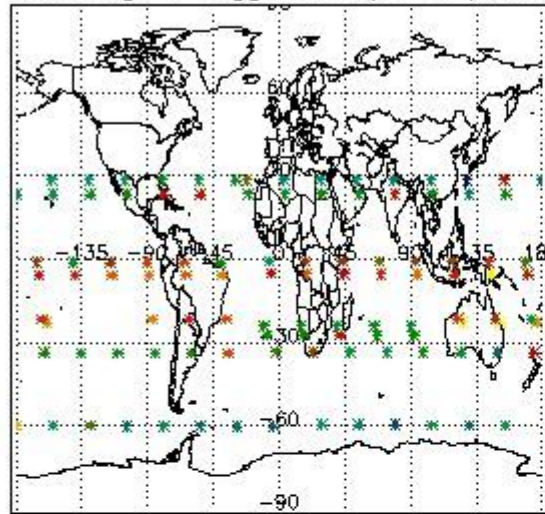
In this section it is plotted some information contained in the Quality Summary data set of the level 2 products. Only products in dark limb conditions and without errors (error flag in the MPH set to "0") are used.

3.1 Plot quality information per product (time dependant)

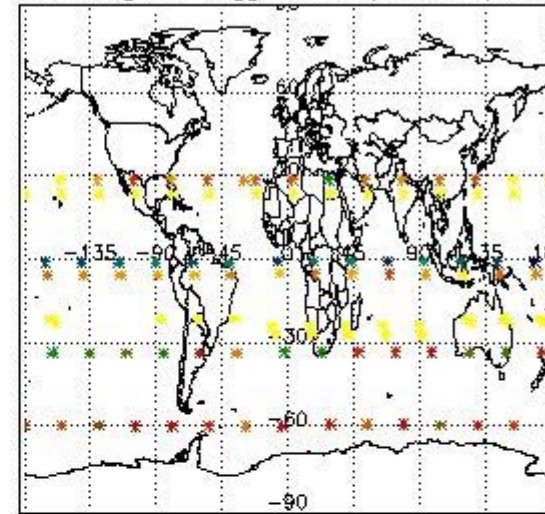


3.2 Plot quality information per product (world map)

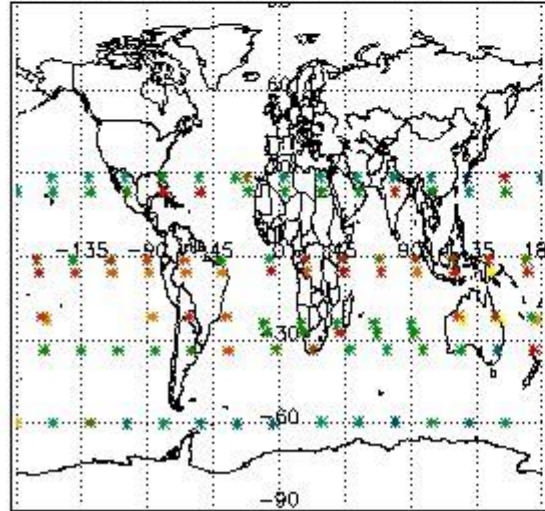
Percentage of flagged data per O3 profile



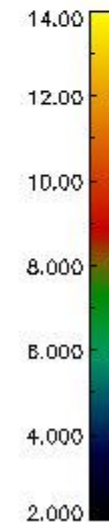
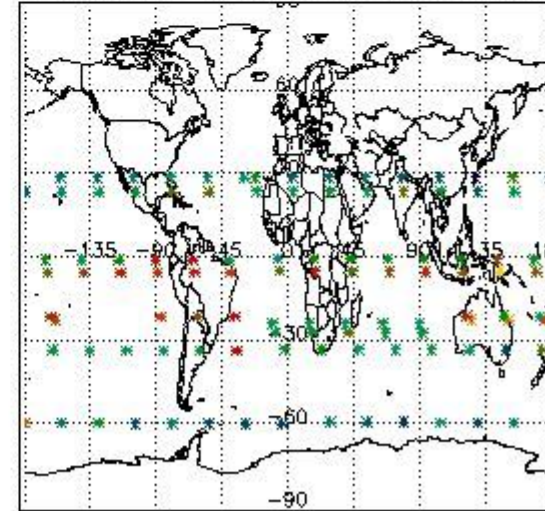
Percentage of flagged data per H2O profile



Percentage of flagged data per NO2 profile



Percentage of flagged data per NO3 profile

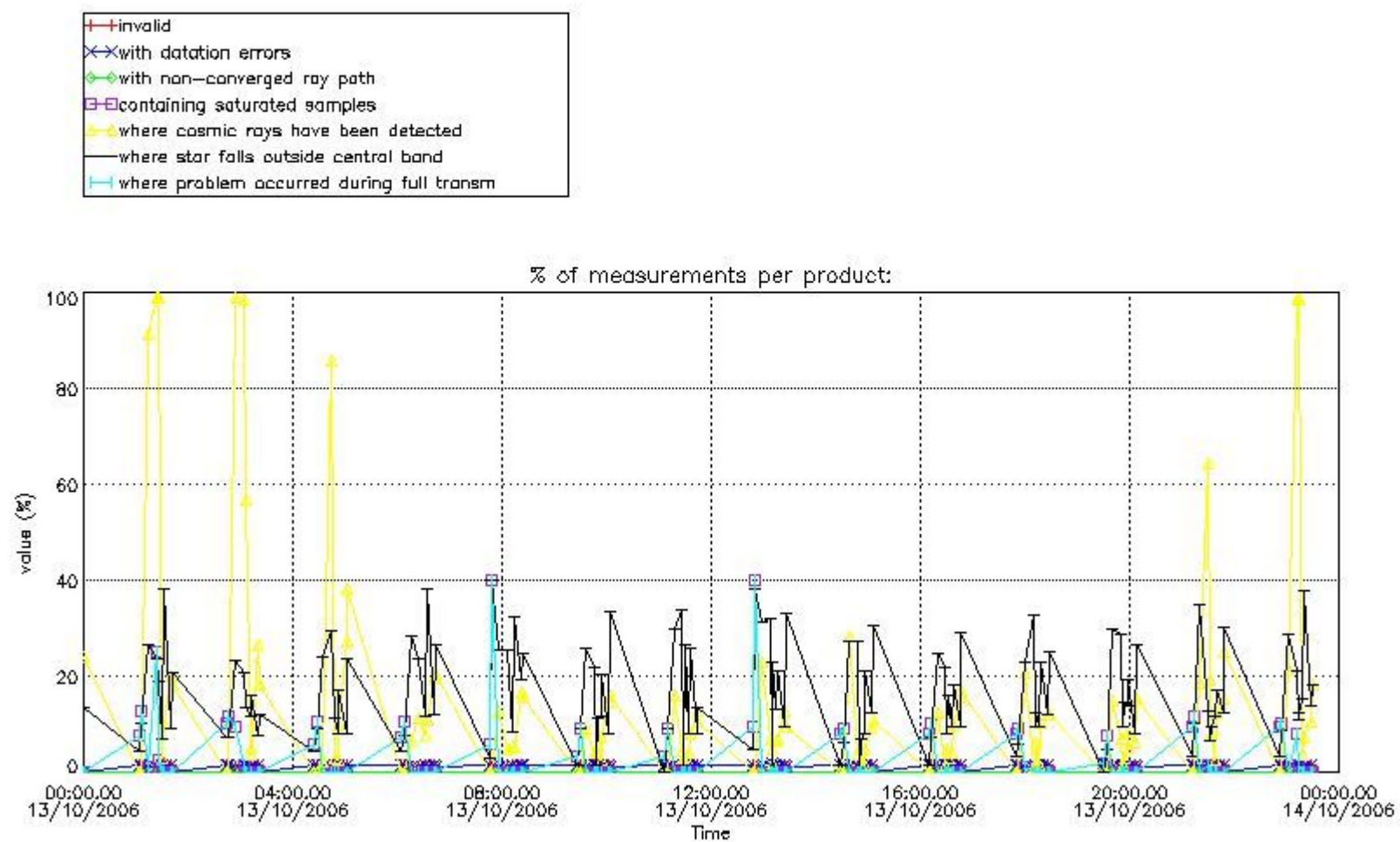


4. Level 1 quality information per product

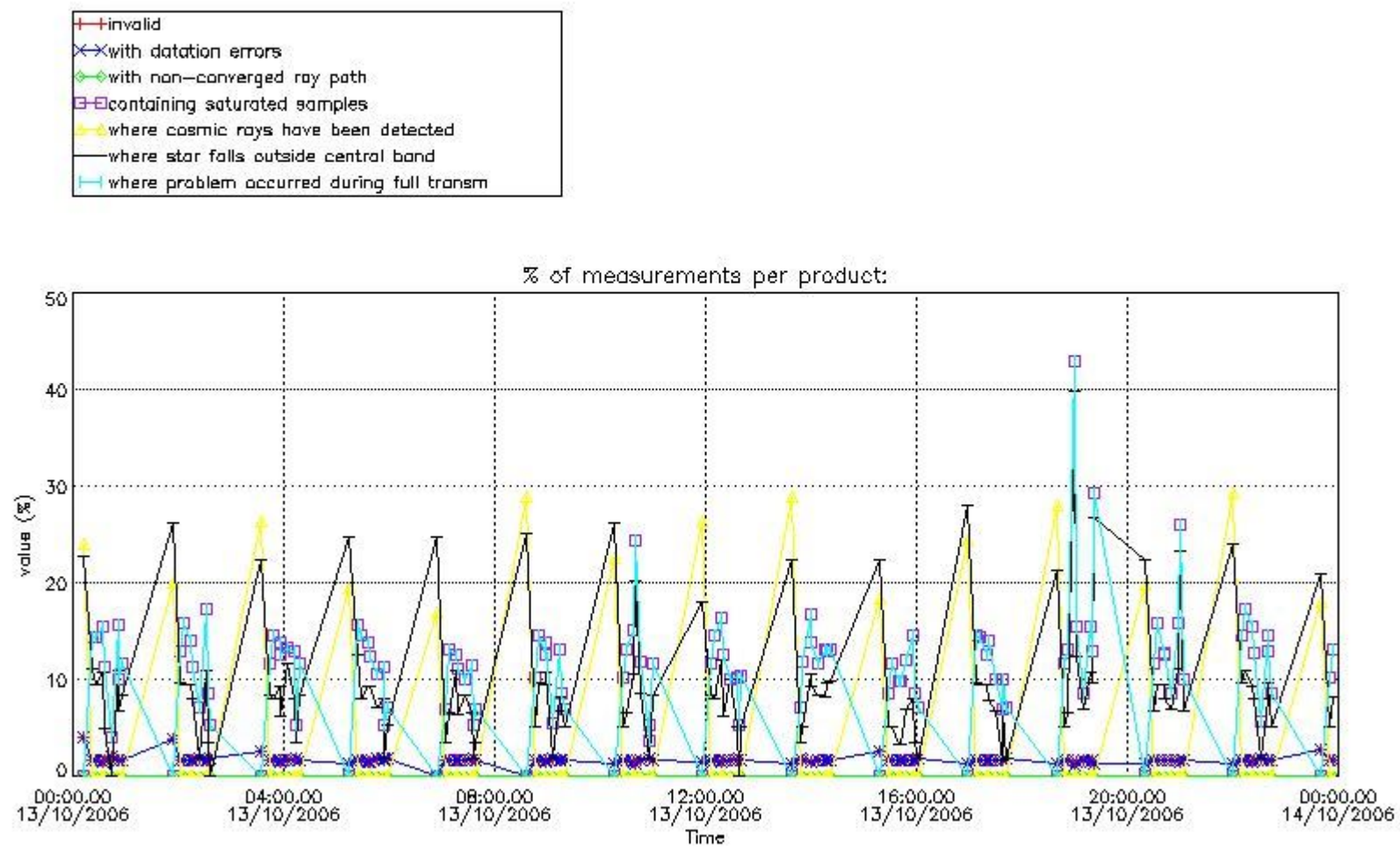
In this section it is plotted some information contained in the Quality Summary data set of the level 2 products that comes from the level 1b processing. Products without errors (error flag in the MPH set to "0") are used.

4.1 Plot quality information per product (time dependant) coming from level 1b processing

4.1.1 Plot level 1 quality information per product (time dependant): ENVISAT ASCENDING passes

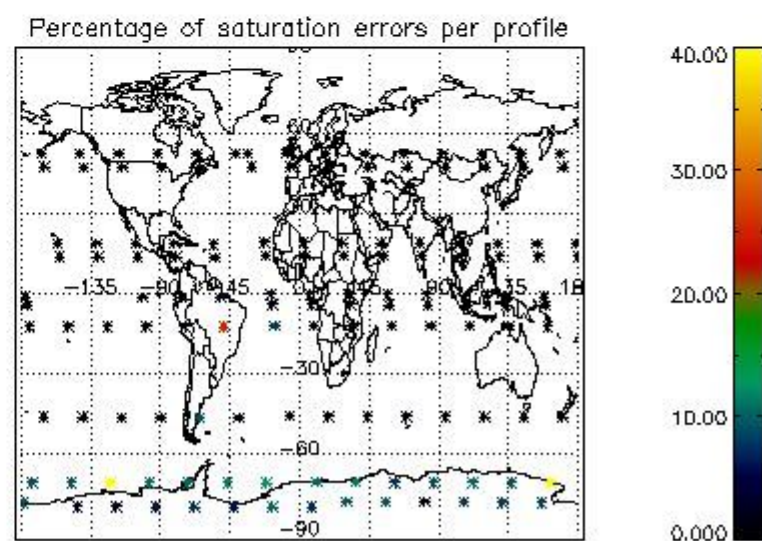
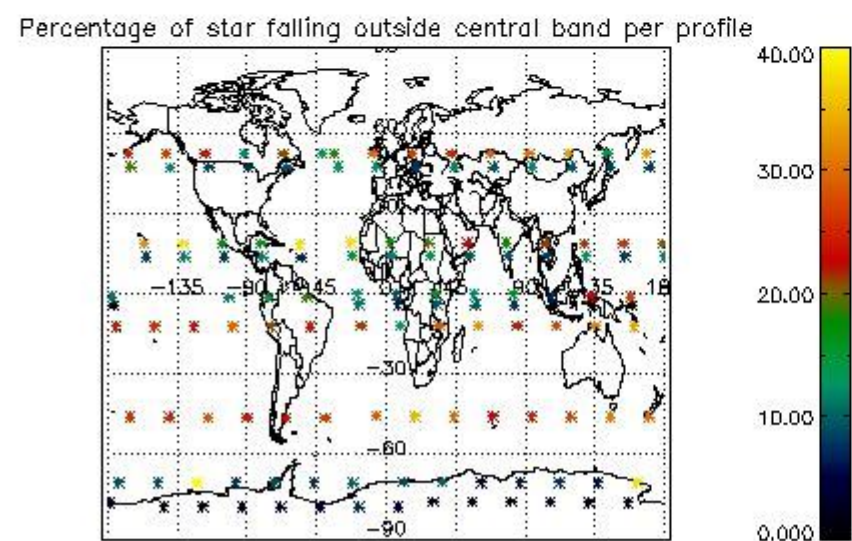
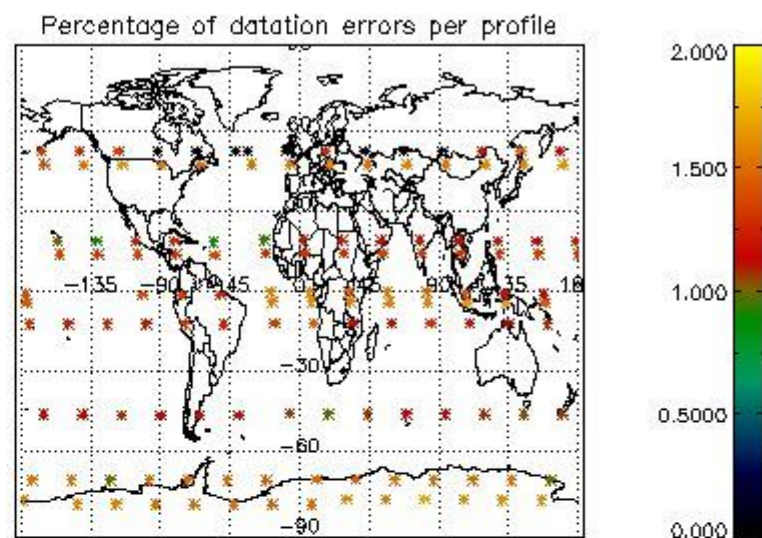
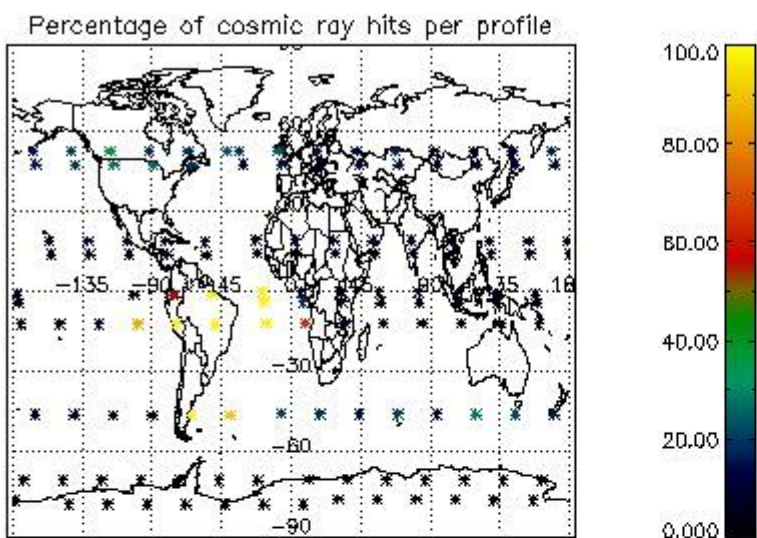


4.1.2 Plot level 1 quality information per product (time dependant): ENVISAT DESCENDING passes

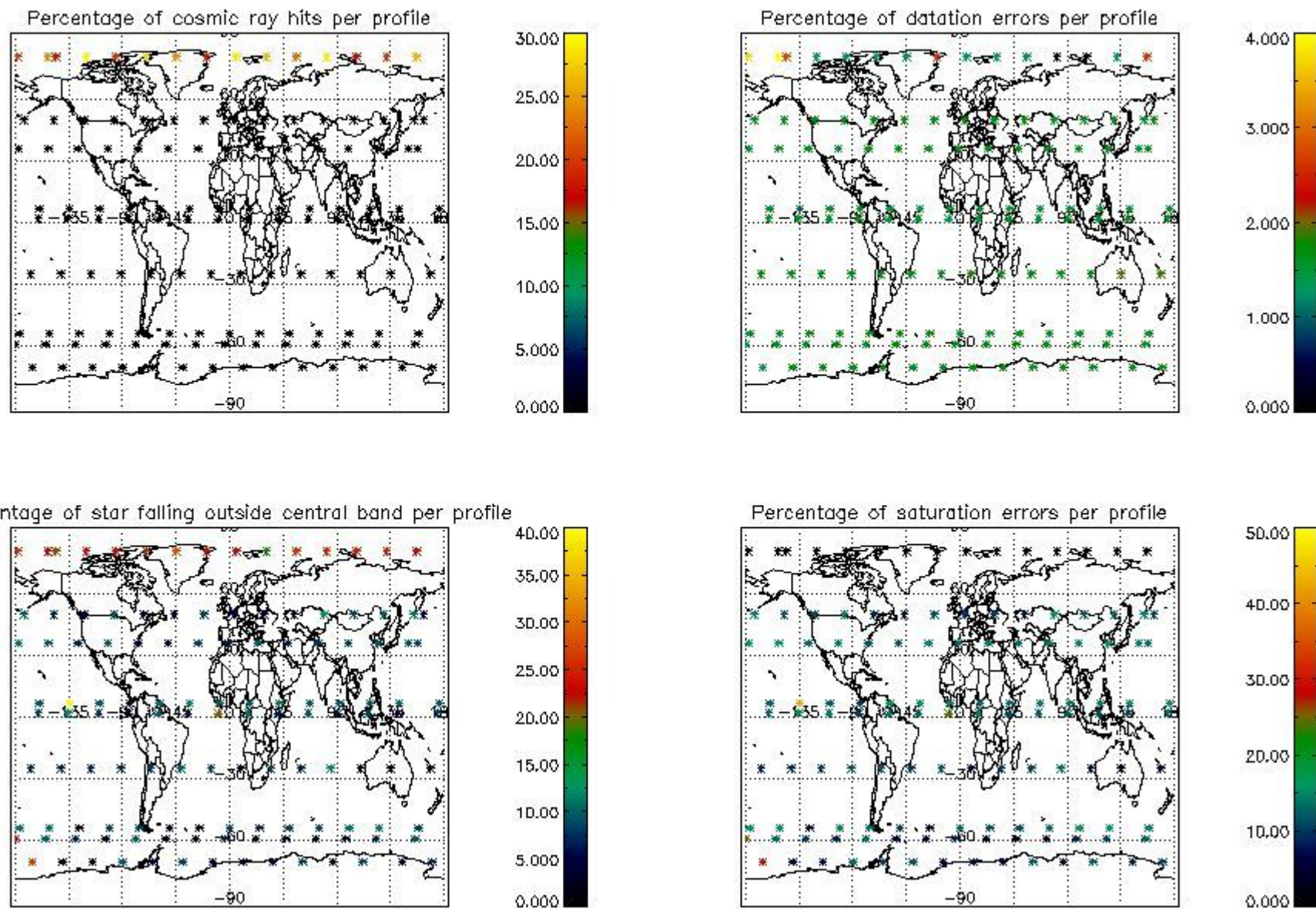


4.2 Plot quality information per product coming from level 1b processing (world map)

4.2.1 Plot level 1 quality information per product (world map): ENVISAT ASCENDING passes



4.2.2 Plot level 1 quality information per product (world map): ENVISAT DESCENDING passes



5. Trace gas profiles

5.1 Ozone statistics based on quality of products

The final quality of the products can be "measured" using the STD (Standard Deviation) attached to every point profile. This information is written to the parameter GOM_NL__2P/NL_LOCAL_SPECIES_DENSITY/o3_std of the level 2 products. The table below shows the statistics for given STD ranges.

The statistics are given with respect to the overall valid production:

- Products without fatal errors: GOM_NL__2P/MPH/PRODUCT_ERR=0
- Valid point profile: GOM_NL__2P/NL_LOCAL_SPECIES_DENSITY/pcd(0)=0

The 'Criteria' is applied to valid points of dark limb products:

- Products in dark limb illumination condition: GOM_NL__2P/NL_SUMMARY_QUALITY/obs_ill_cond=0
- Products without fatal errors: GOM_NL__2P/MPH/PRODUCT_ERR=0
- Valid point profile: GOM_NL__2P/NL_LOCAL_SPECIES_DENSITY/pcd(0)=0

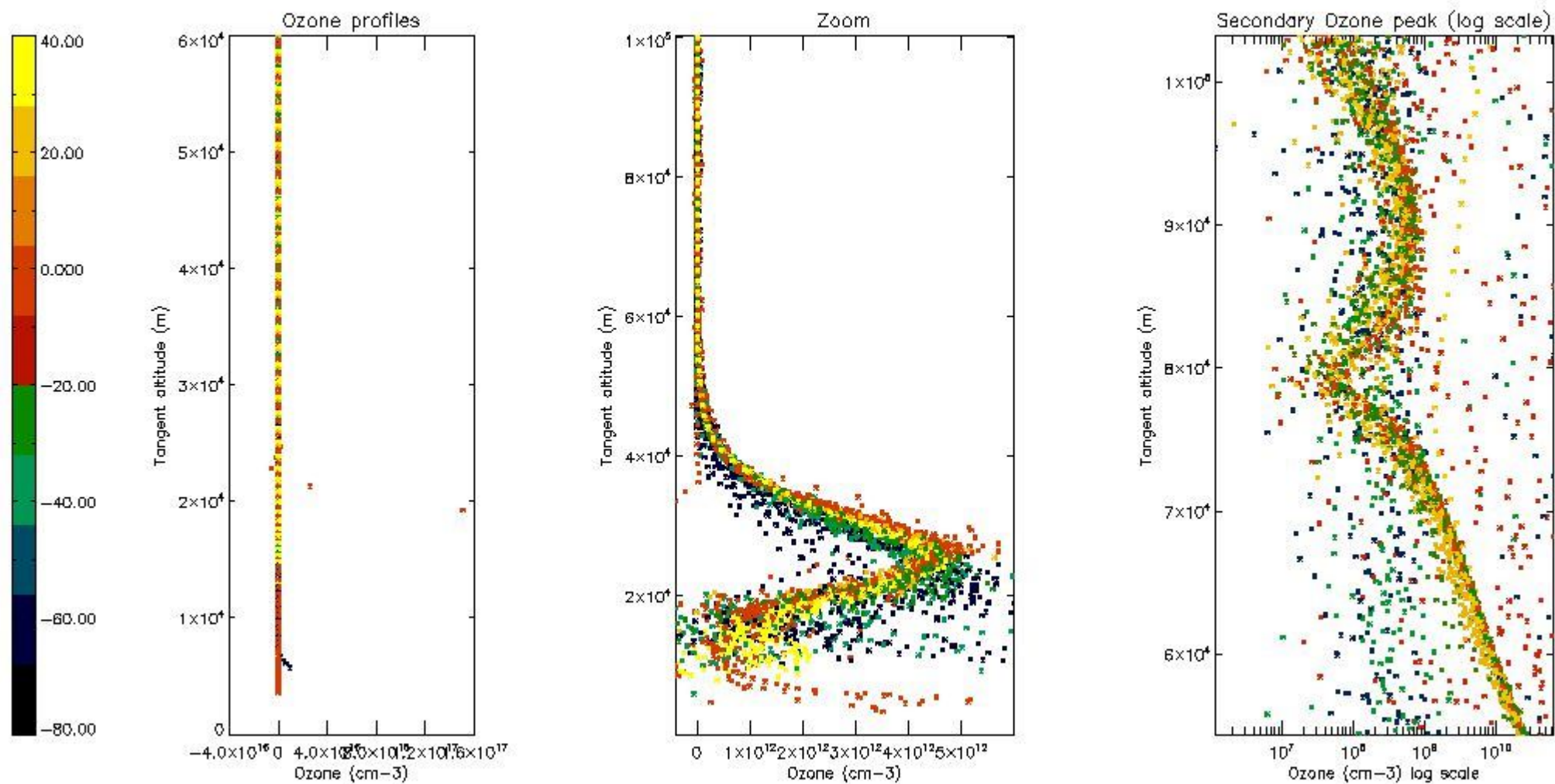
So, the table below shows the percentage of dark limb and valid observations for each criteria with respect to the overall valid daily observations.

Criteria	% of total production
All STD	46
STD < 20	25

STD < 10	18
STD < 5	12

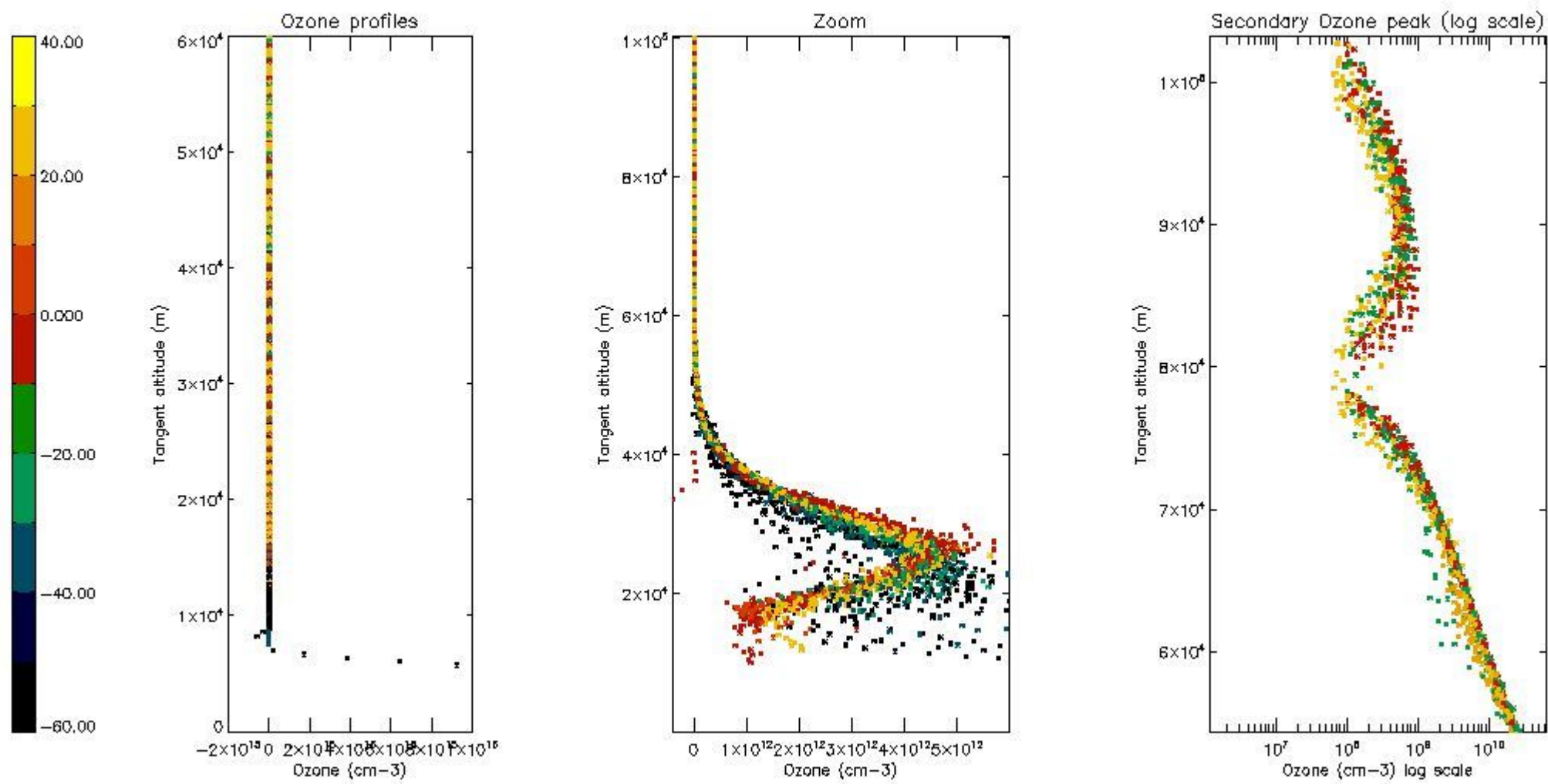
5.2 Plot ozone profiles for all STD (dark without errors)

The colorbar represents the latitude.



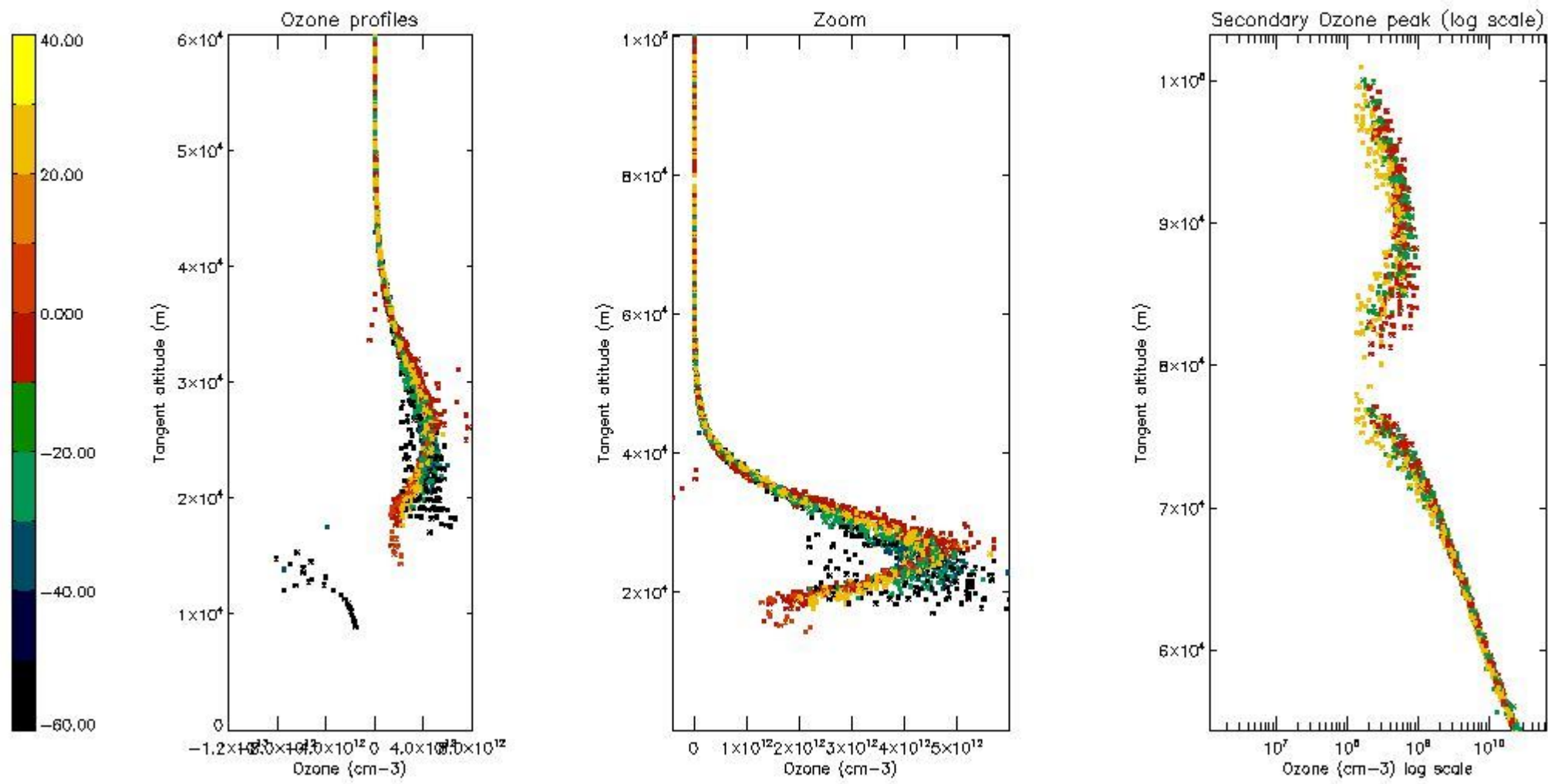
5.3 Plot ozone profiles where STD < 20% (dark without errors)

The colorbar represents the latitude.



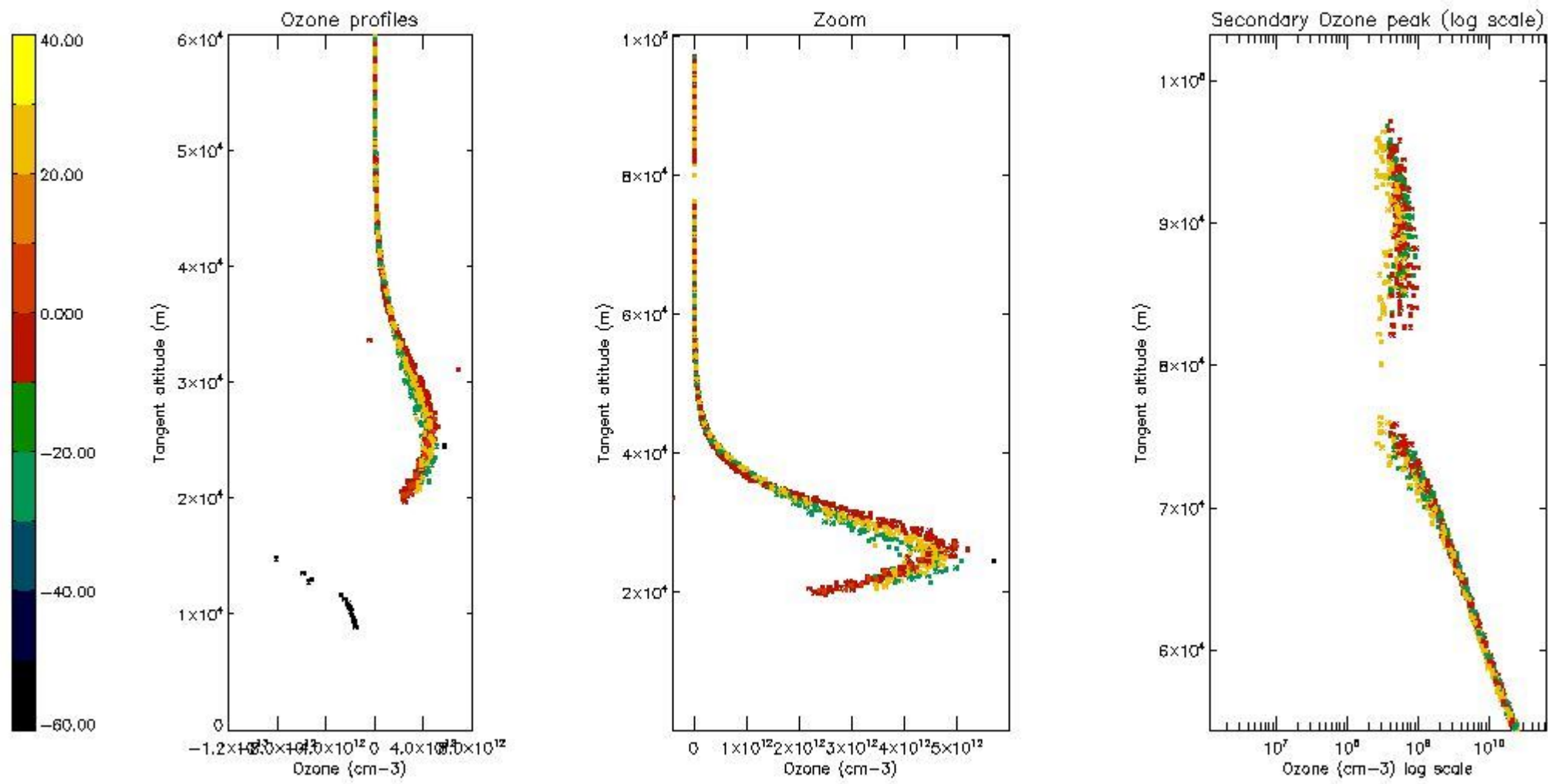
5.4 Plot ozone profiles where $STD < 10\%$ (dark without errors)

The colorbar represents the latitude.



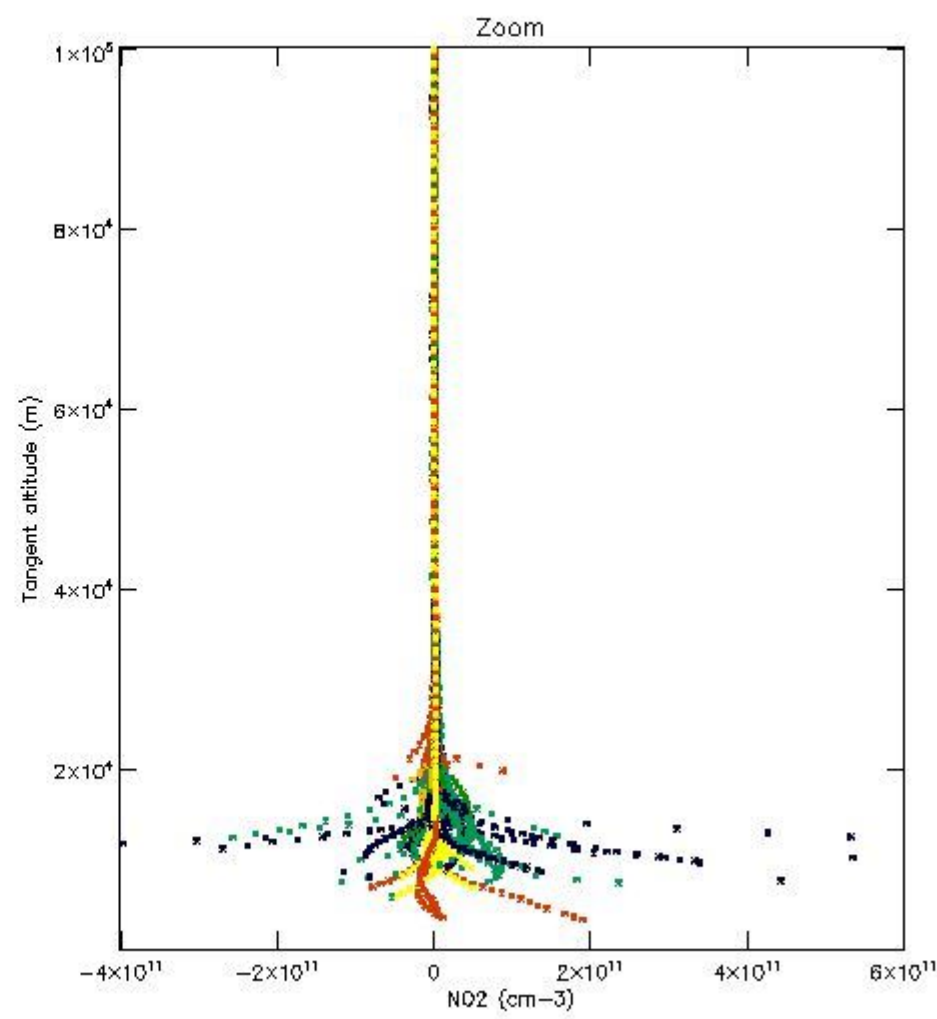
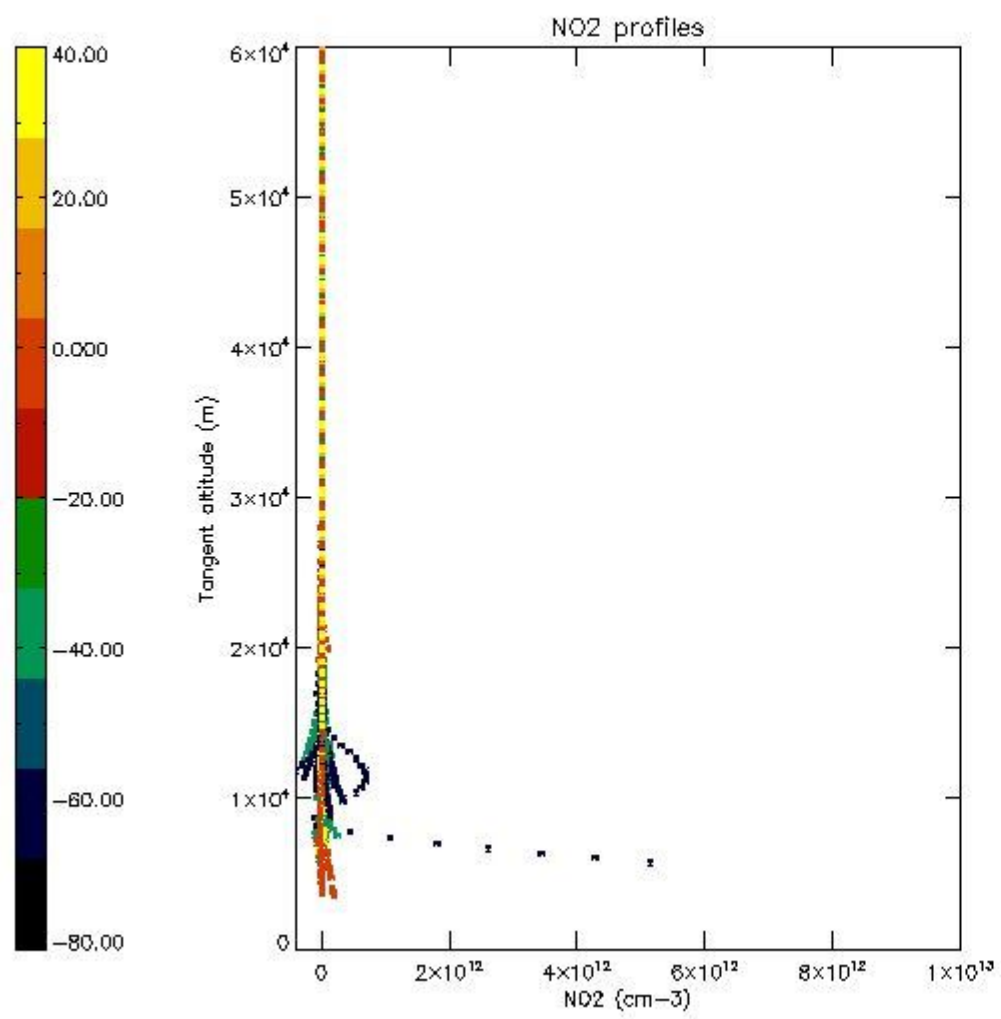
5.5 Plot ozone profiles where STD < 5% (dark without errors)

The colorbar represents the latitude.



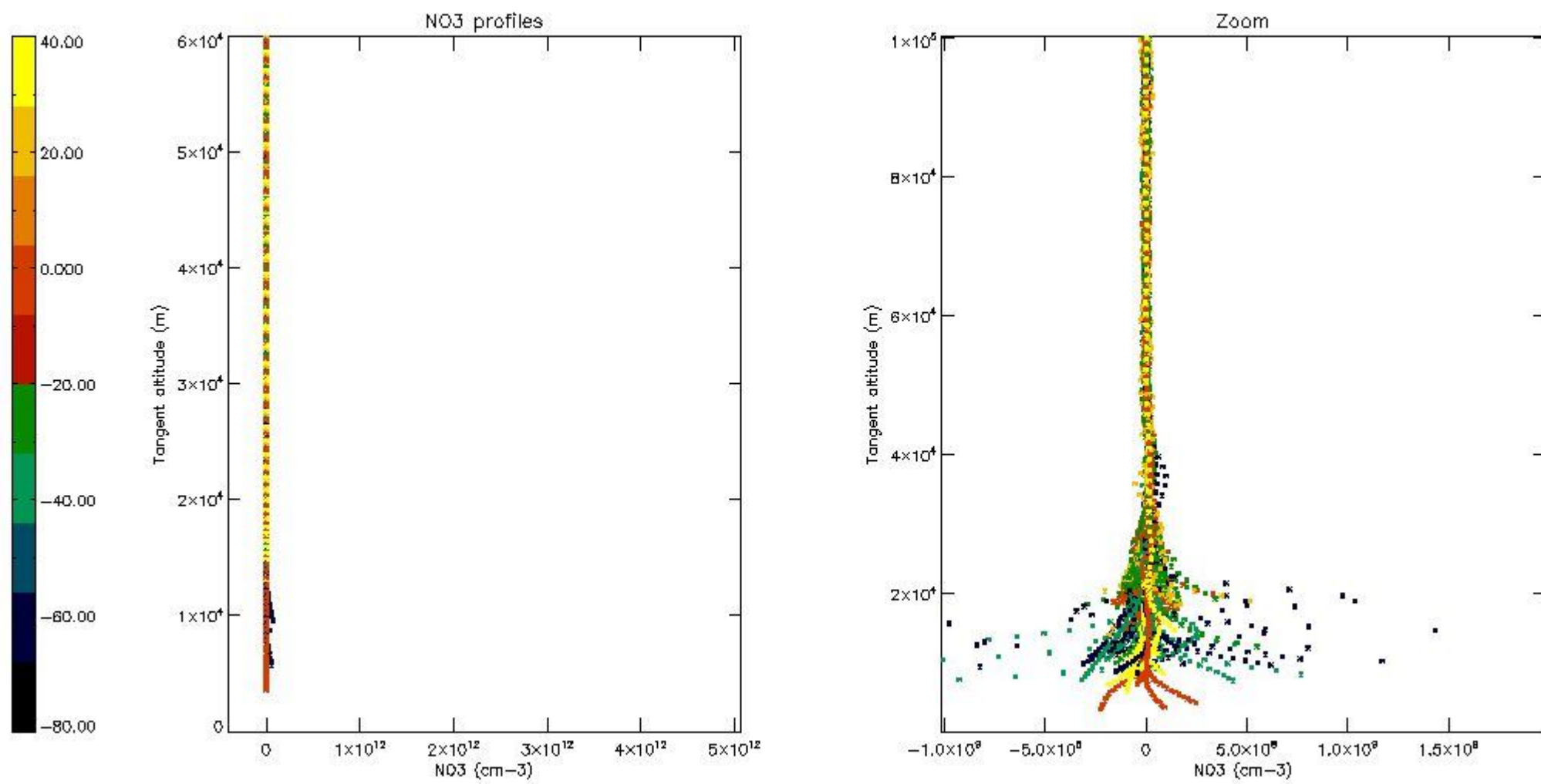
5.6 Plot NO₂ profiles for all STD (dark without errors)

The colorbar represents the latitude.



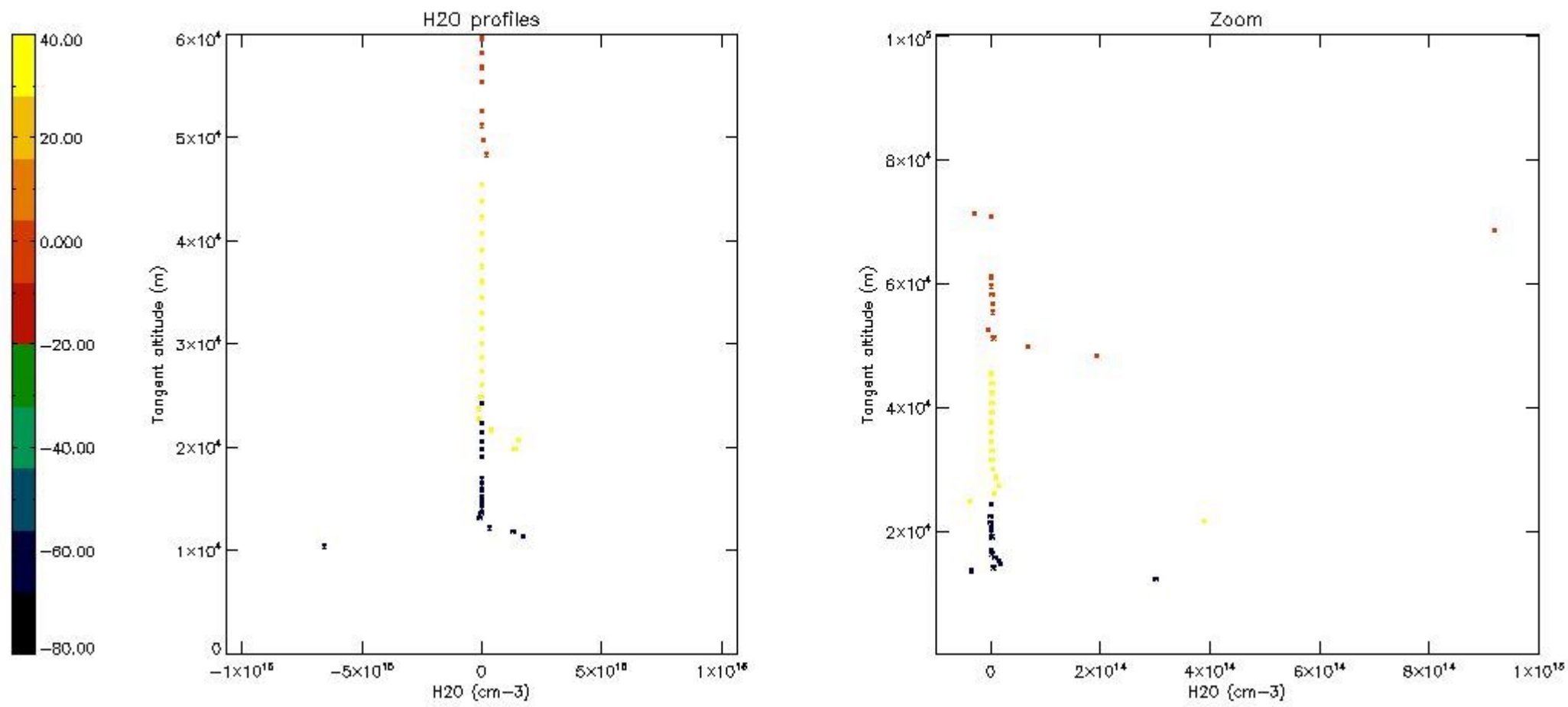
5.7 Plot NO3 profiles for all STD (dark without errors)

The colorbar represents the latitude.



5.8 Plot H2O profiles for all STD (only for occultations of stars 1,2,3,4,13,14,16,26,63 dark without errors)

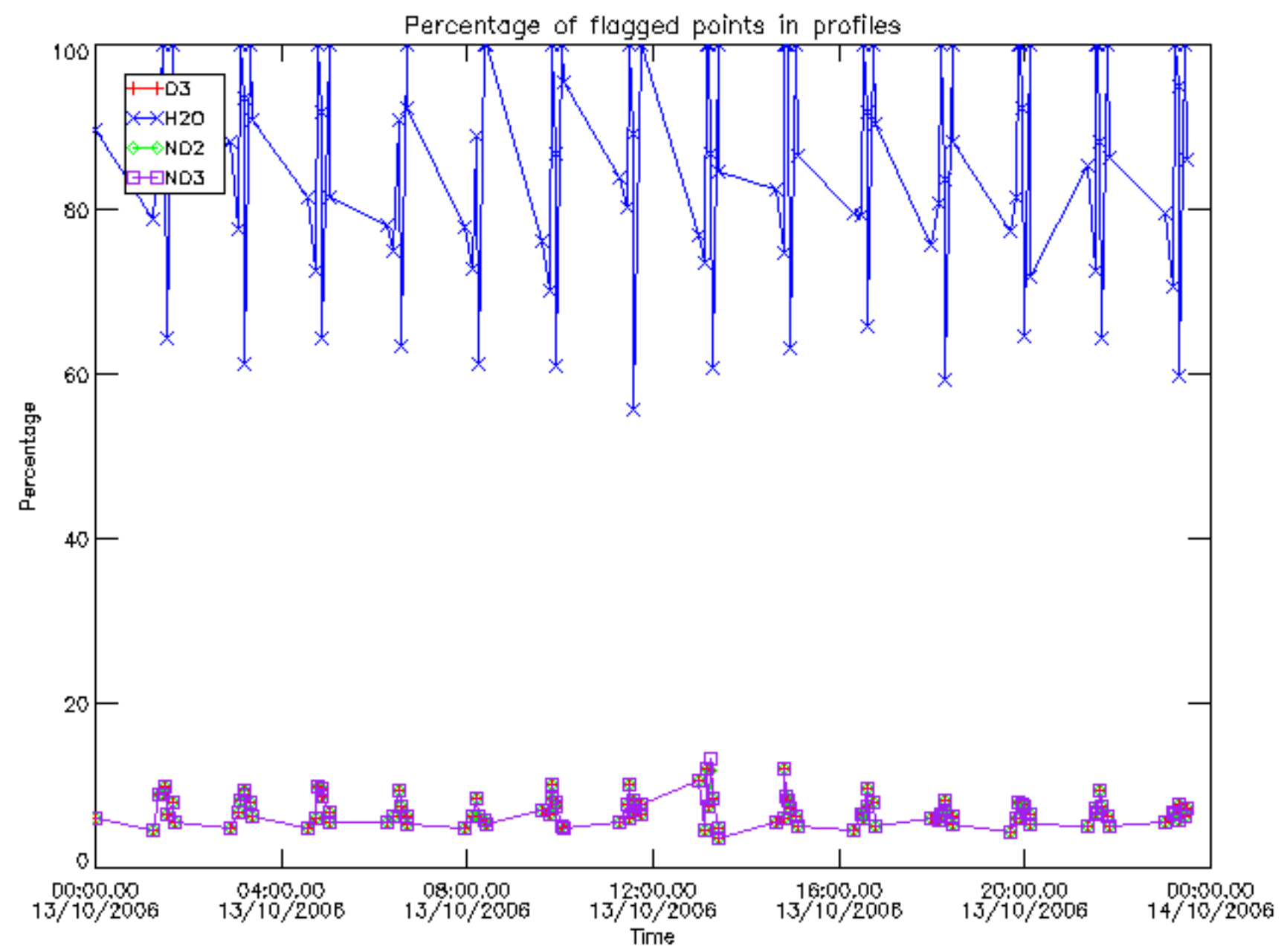
The colorbar represents the latitude.



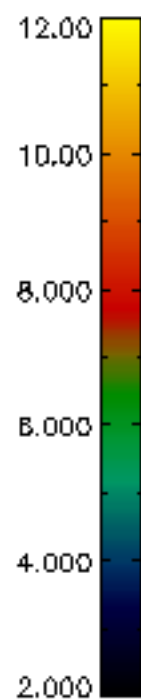
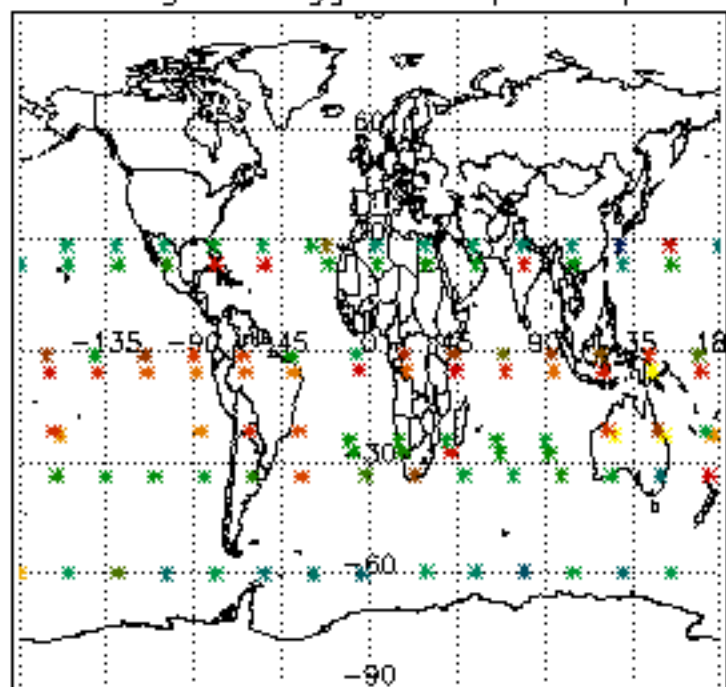
6. Auxiliary Data Files used for the production reported in section 2

The number reported in the third column indicates since which file (see list in section 2) the corresponding auxiliary file has been used. The fourth column is the date of those product files.

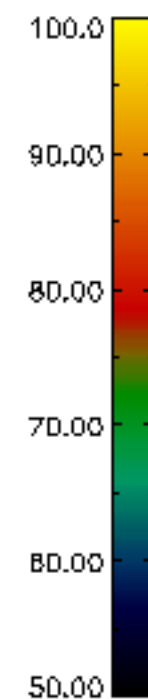
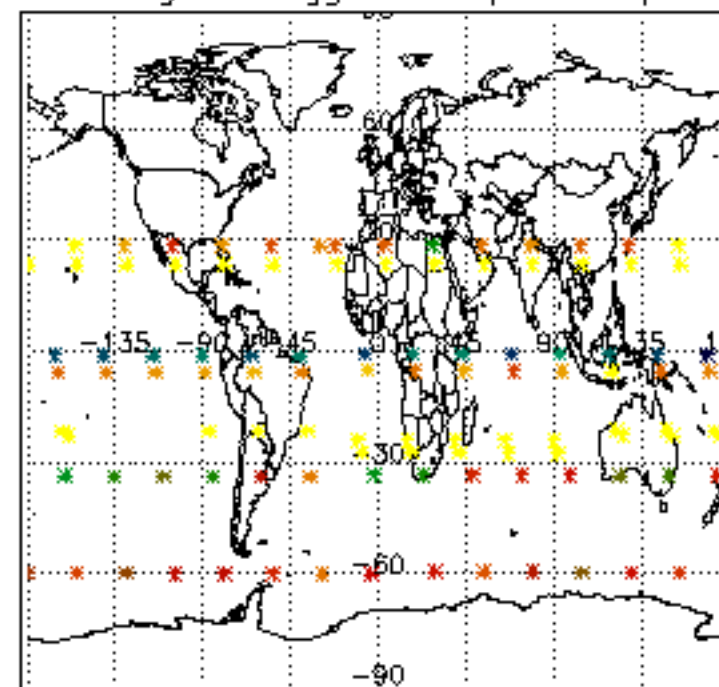
Type	Auxiliary Filename	Used since product	Used since product date
INST_PHYS_CHARACTERISTICS	GOM_INS_AXVIEC20091111_143220_20030716_120000_20500101_000000	1	13-OCT-2006 00:00:44
LEVEL-2_PROC_CONFIG	GOM_PR2_AXVIEC20091111_152718_20020301_000000_20500101_000000	1	13-OCT-2006 00:00:44
CROSS_SECTIONS_FILE	GOM_CRS_AXVIEC20091111_154832_20020301_000000_20500101_000000	1	13-OCT-2006 00:00:44



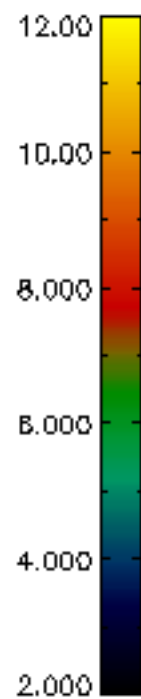
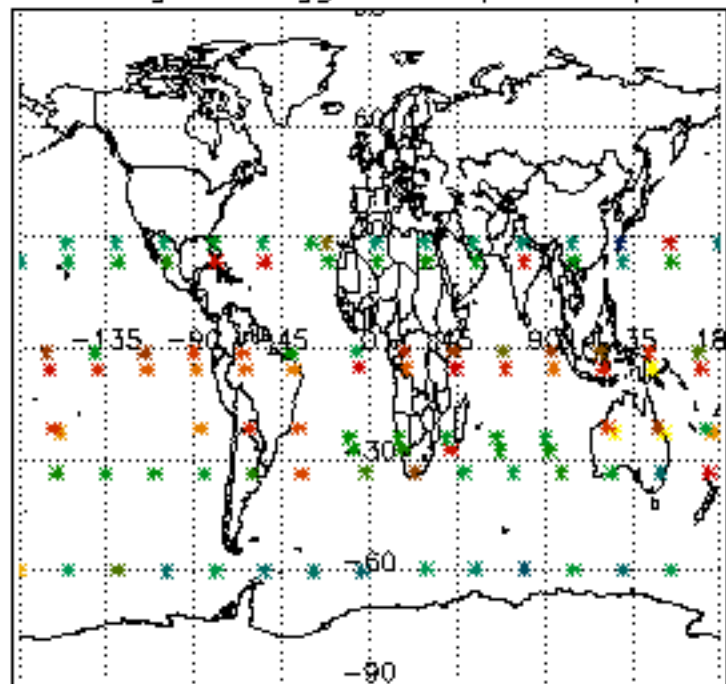
Percentage of flagged data per D3 profile



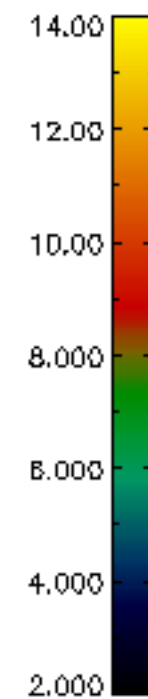
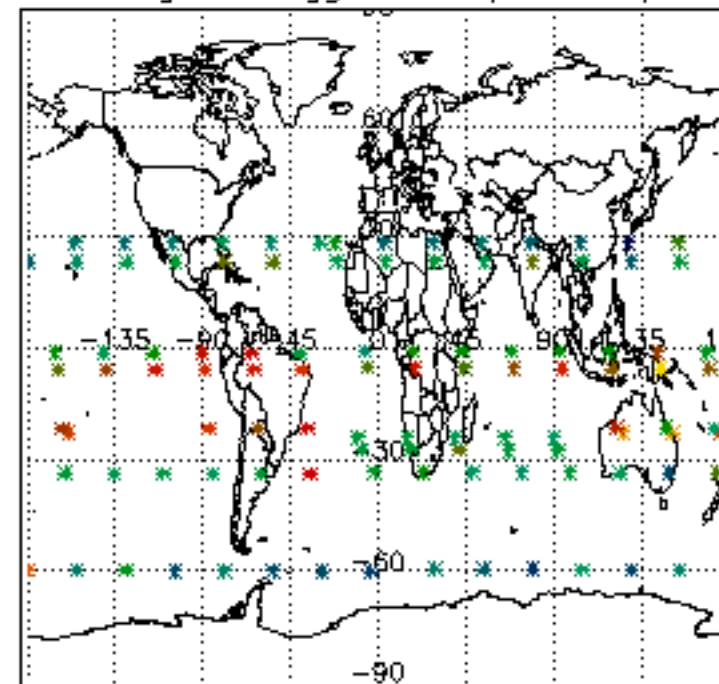
Percentage of flagged data per H2O profile

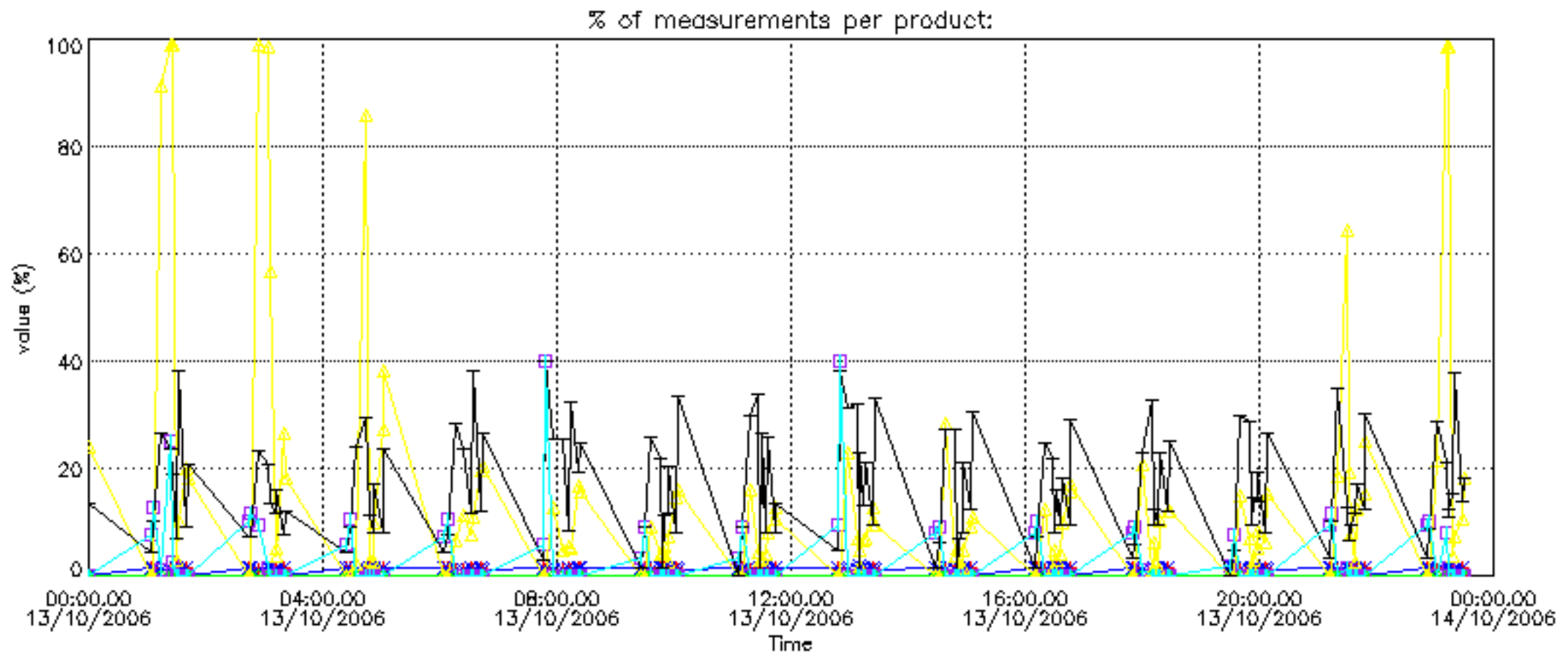


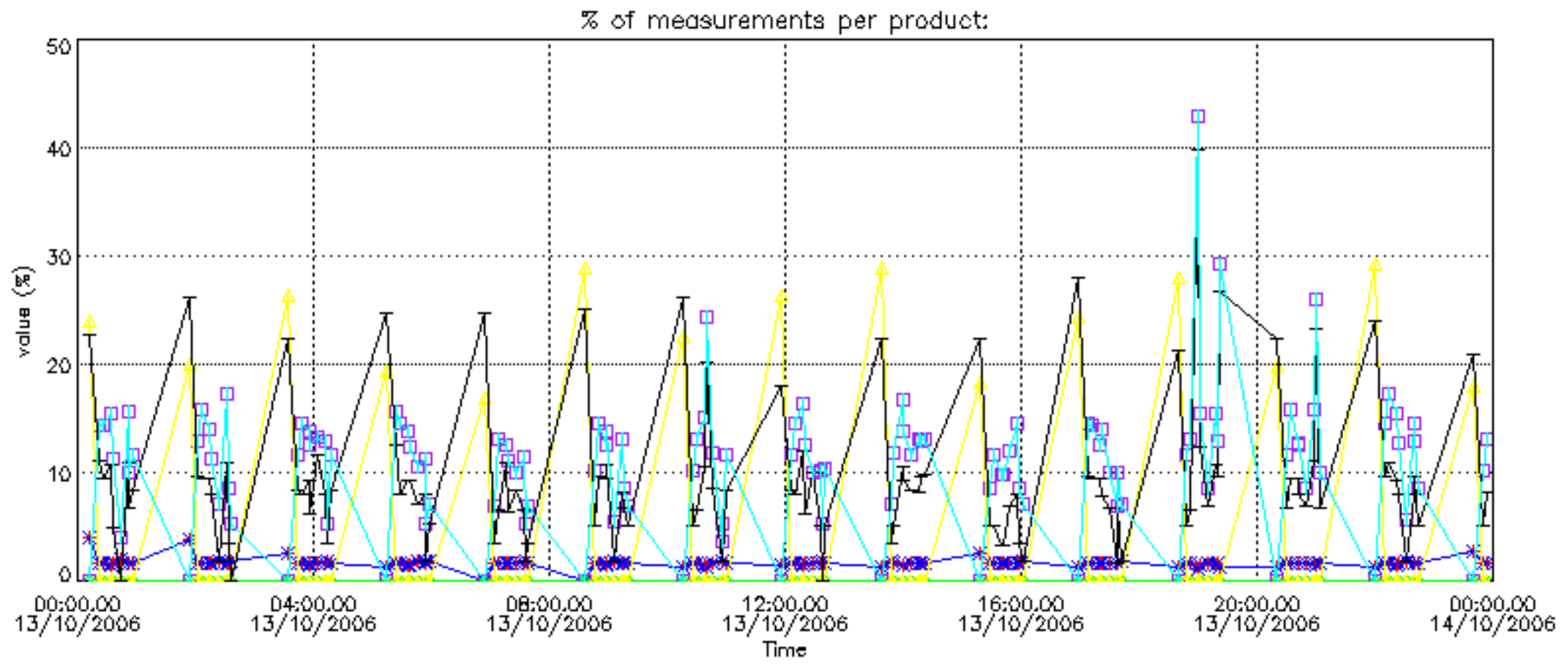
Percentage of flagged data per NO2 profile



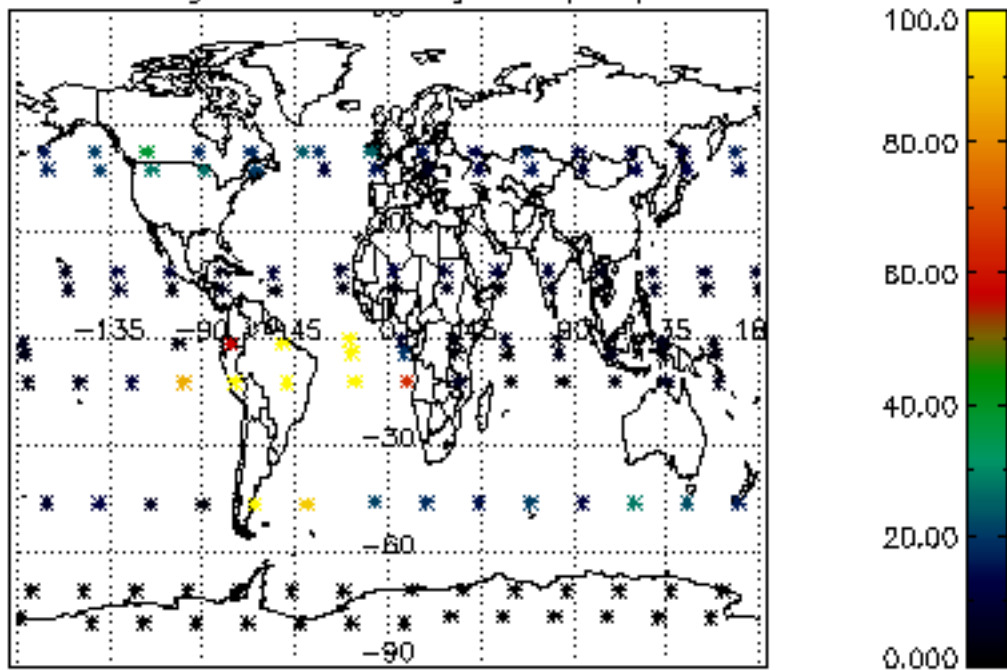
Percentage of flagged data per NO3 profile



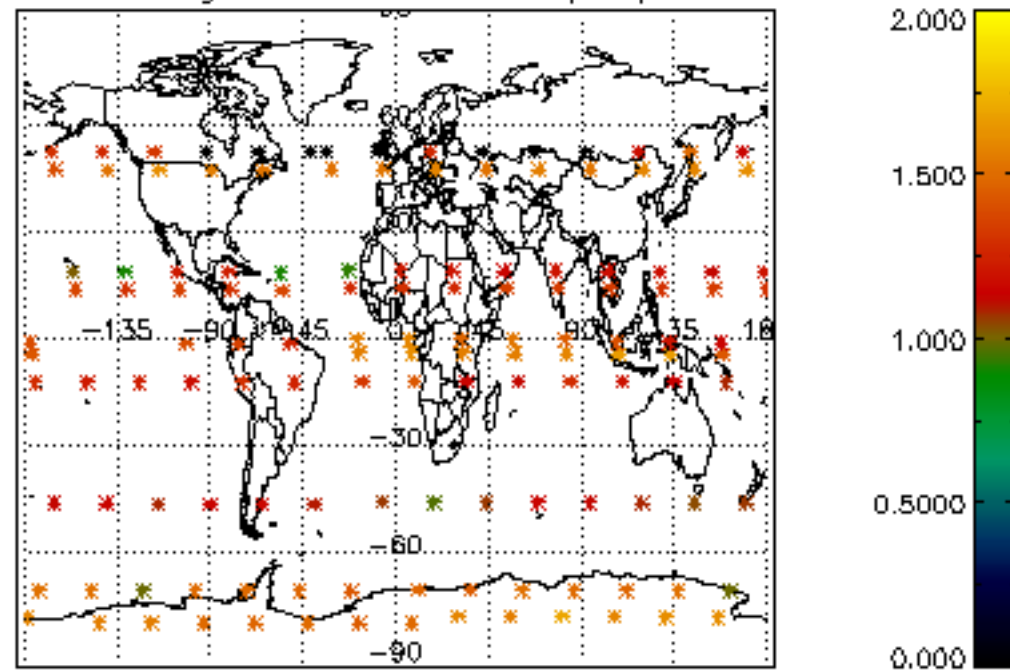




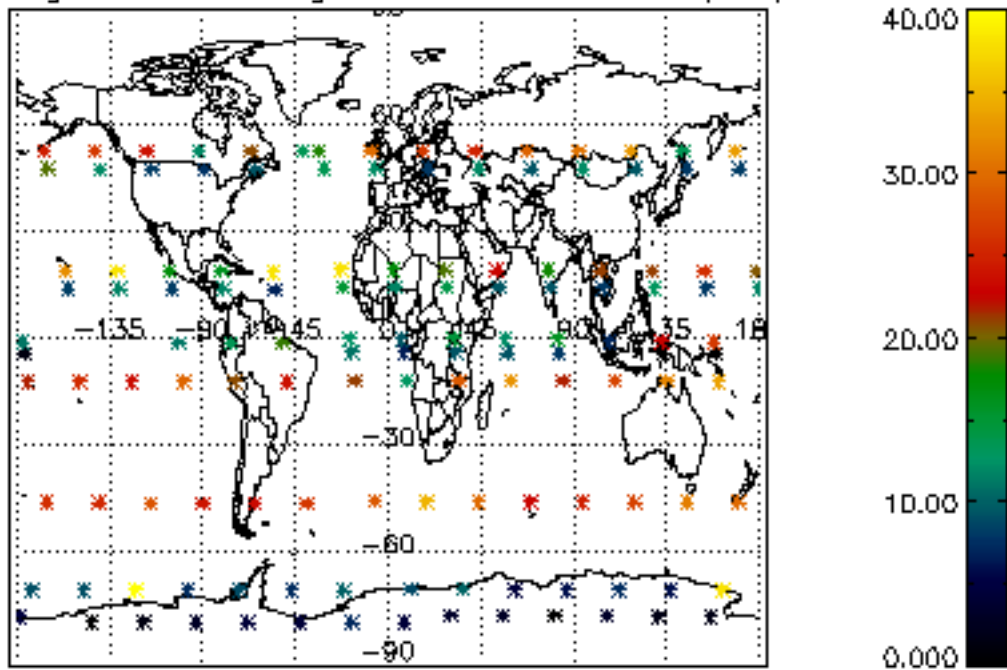
Percentage of cosmic ray hits per profile



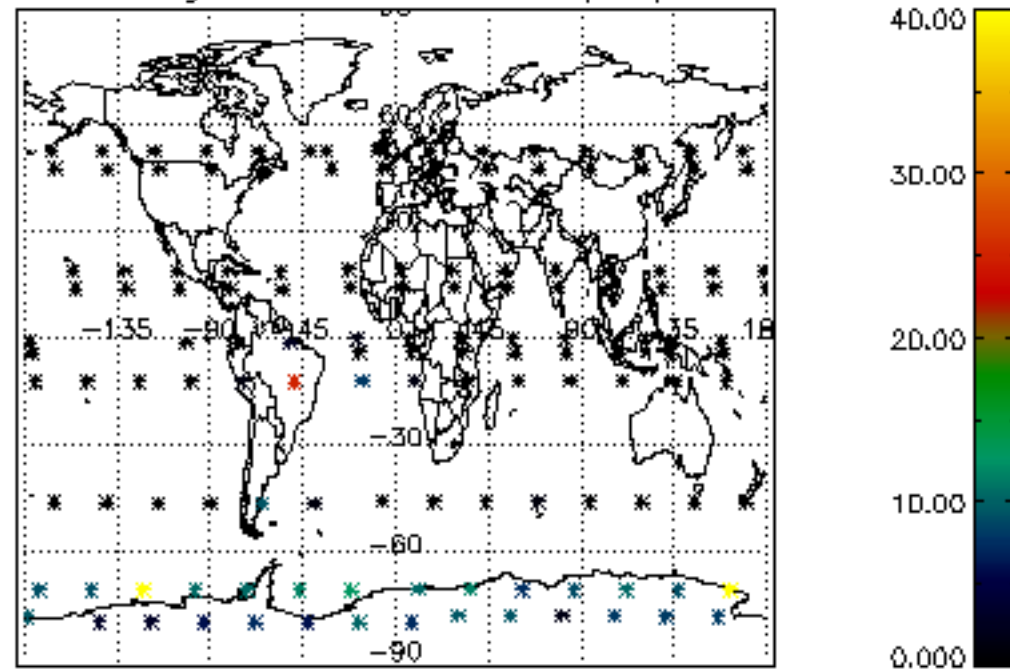
Percentage of datation errors per profile



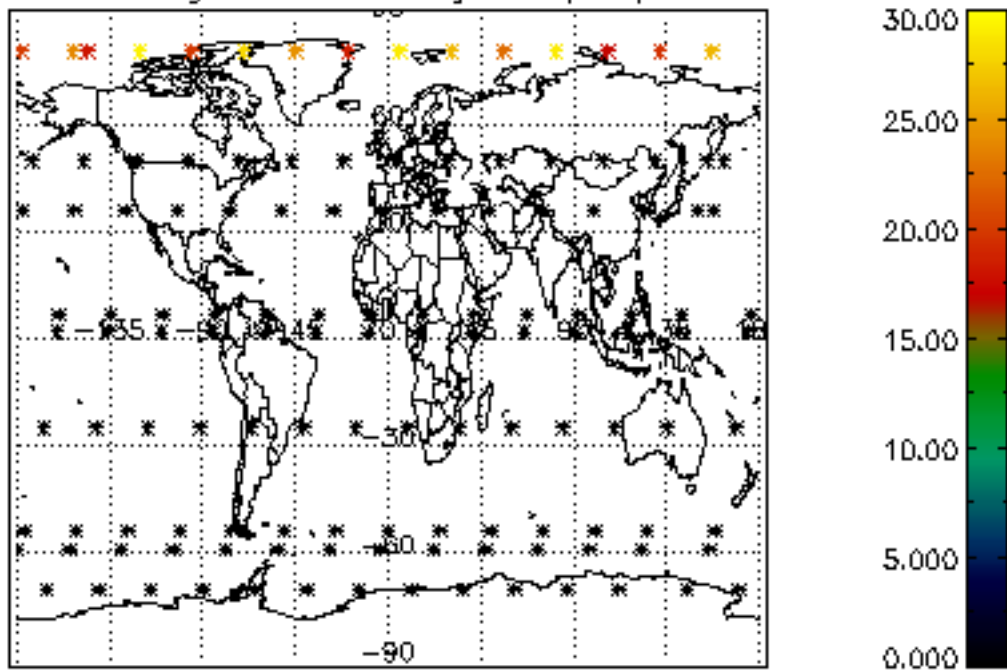
Percentage of star falling outside central band per profile



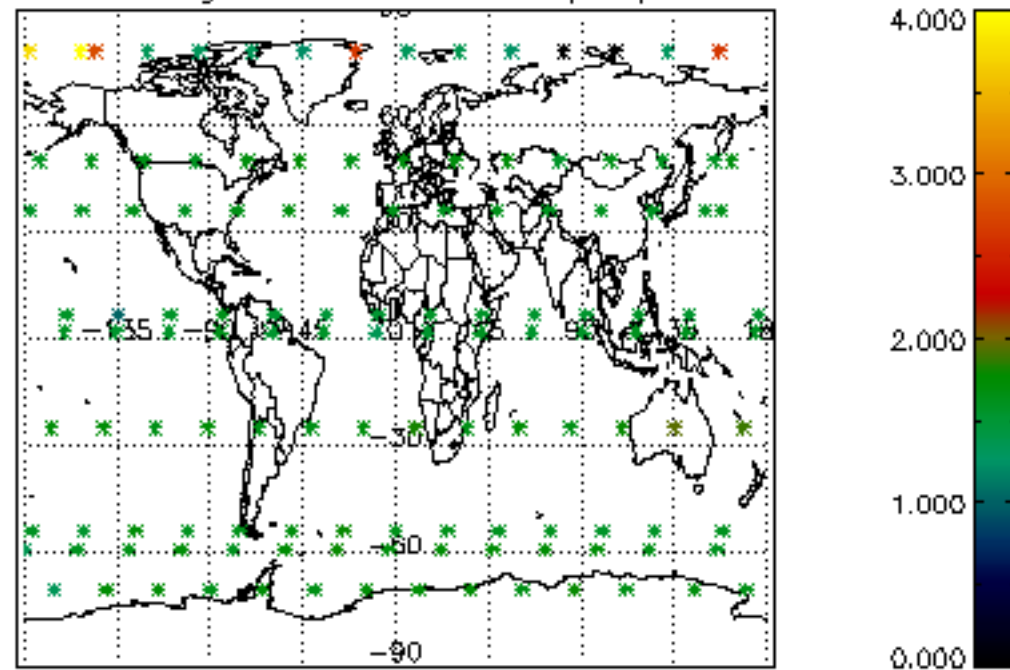
Percentage of saturation errors per profile



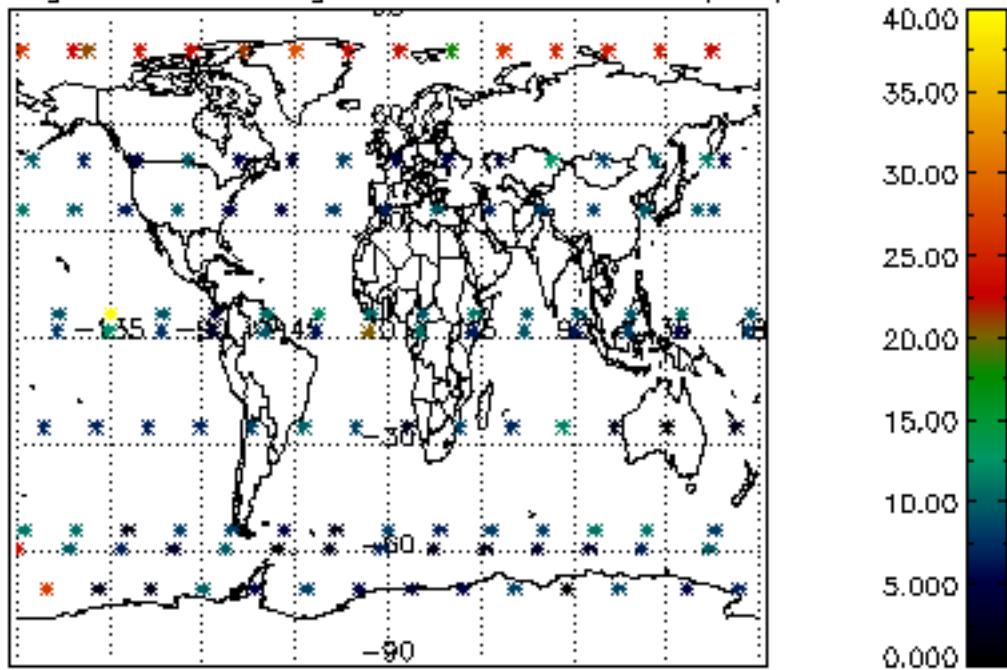
Percentage of cosmic ray hits per profile



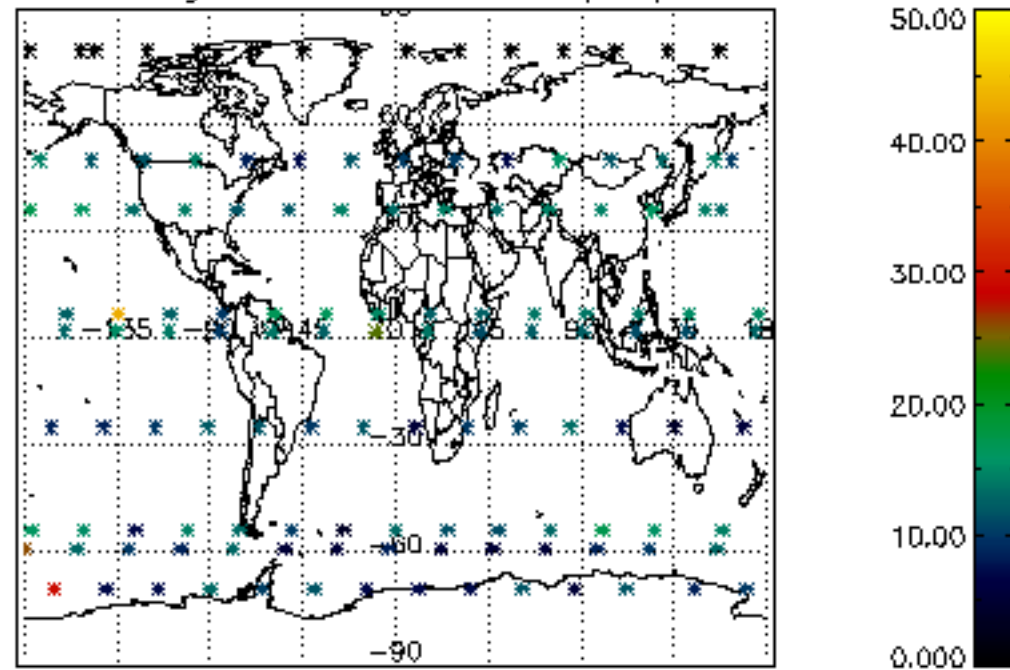
Percentage of datation errors per profile

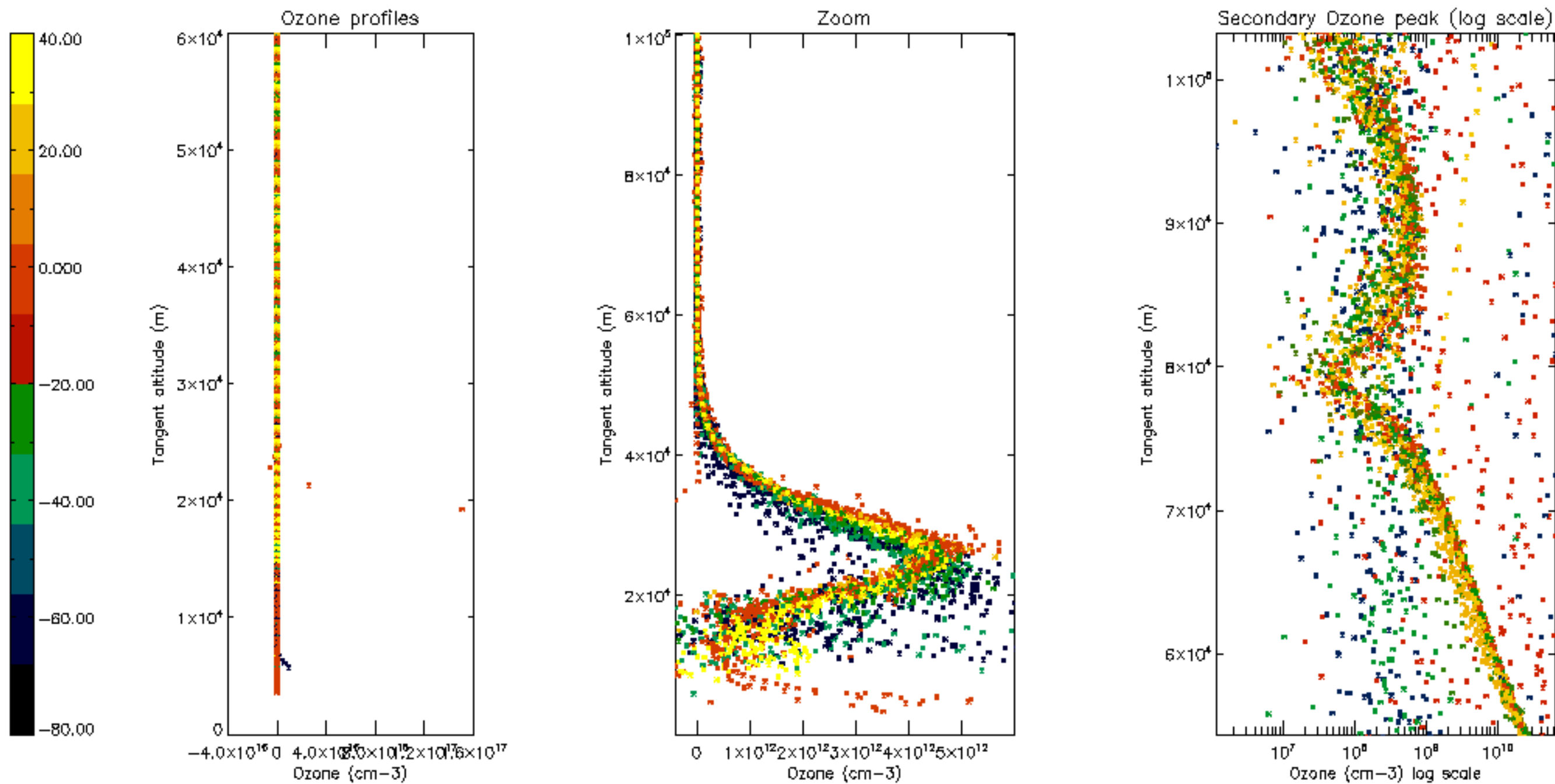


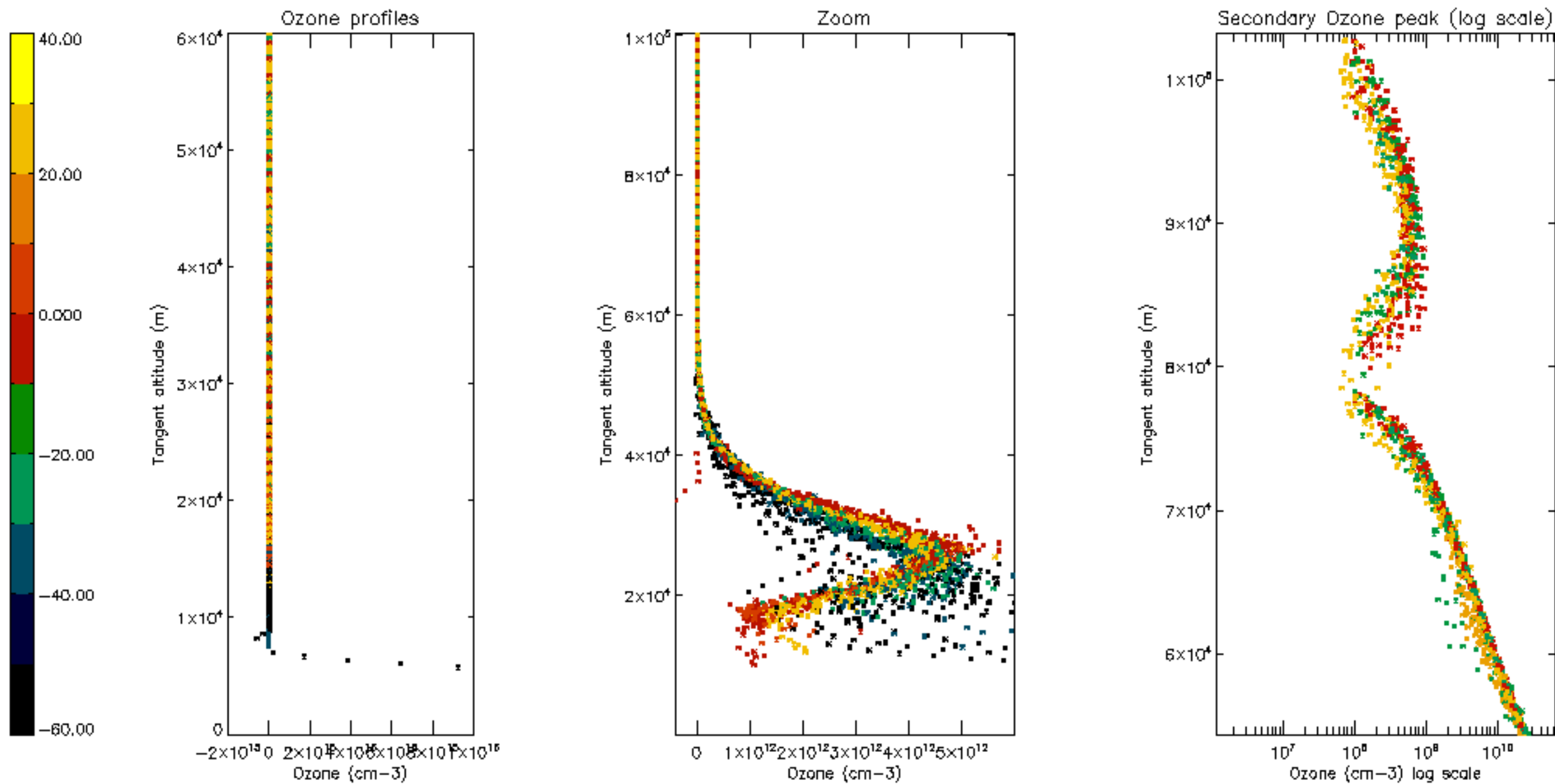
Percentage of star falling outside central band per profile

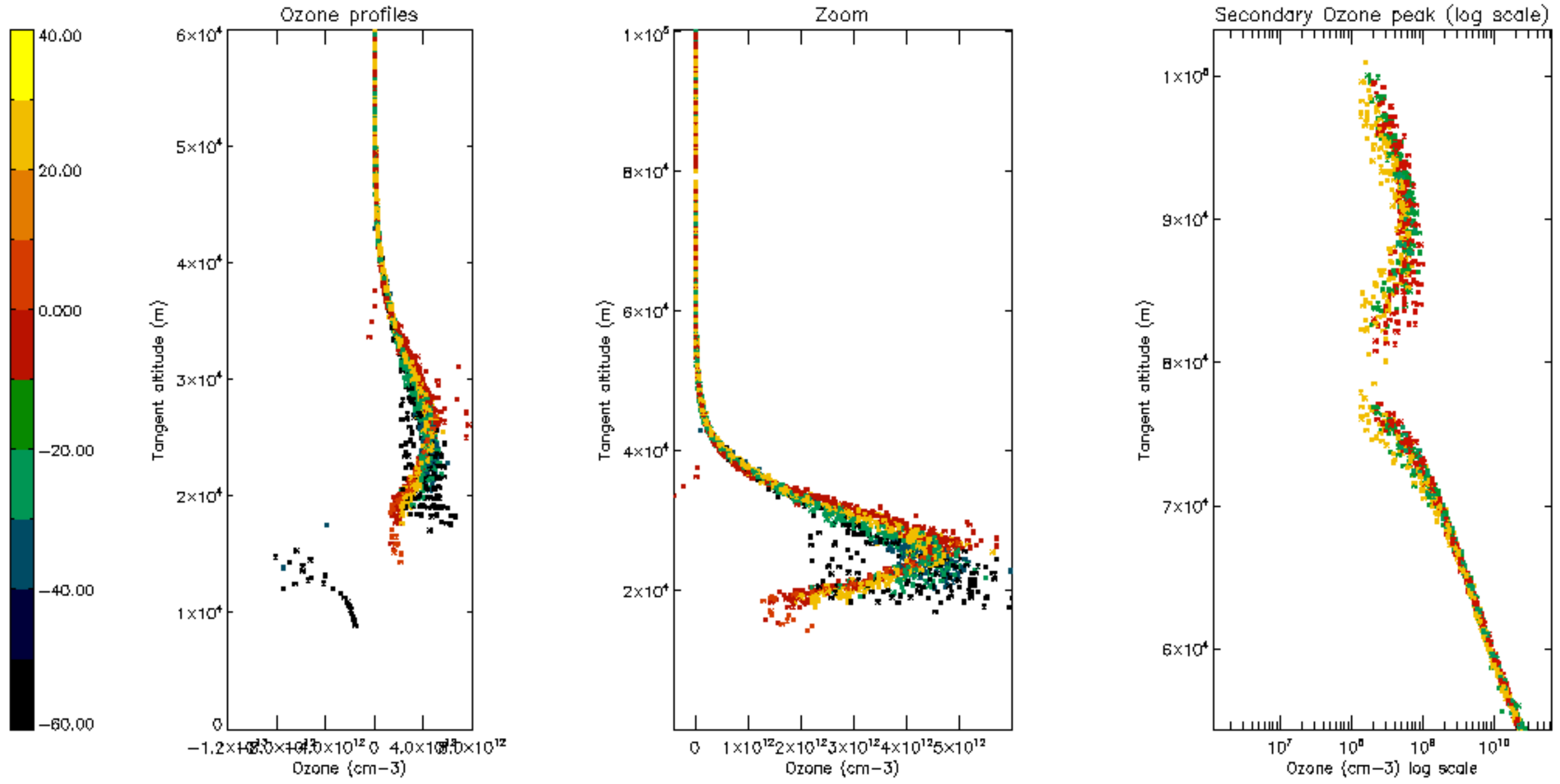


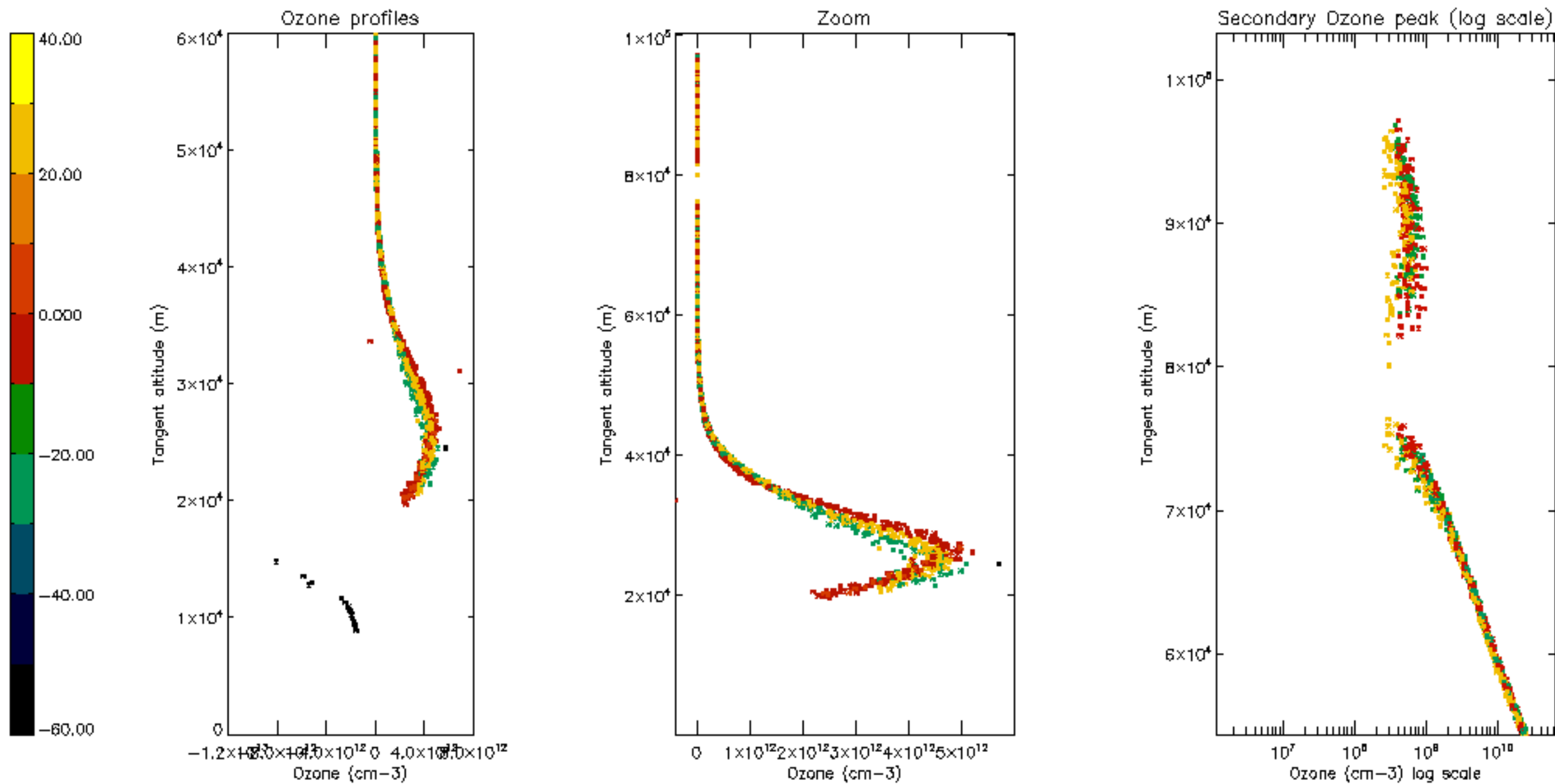
Percentage of saturation errors per profile

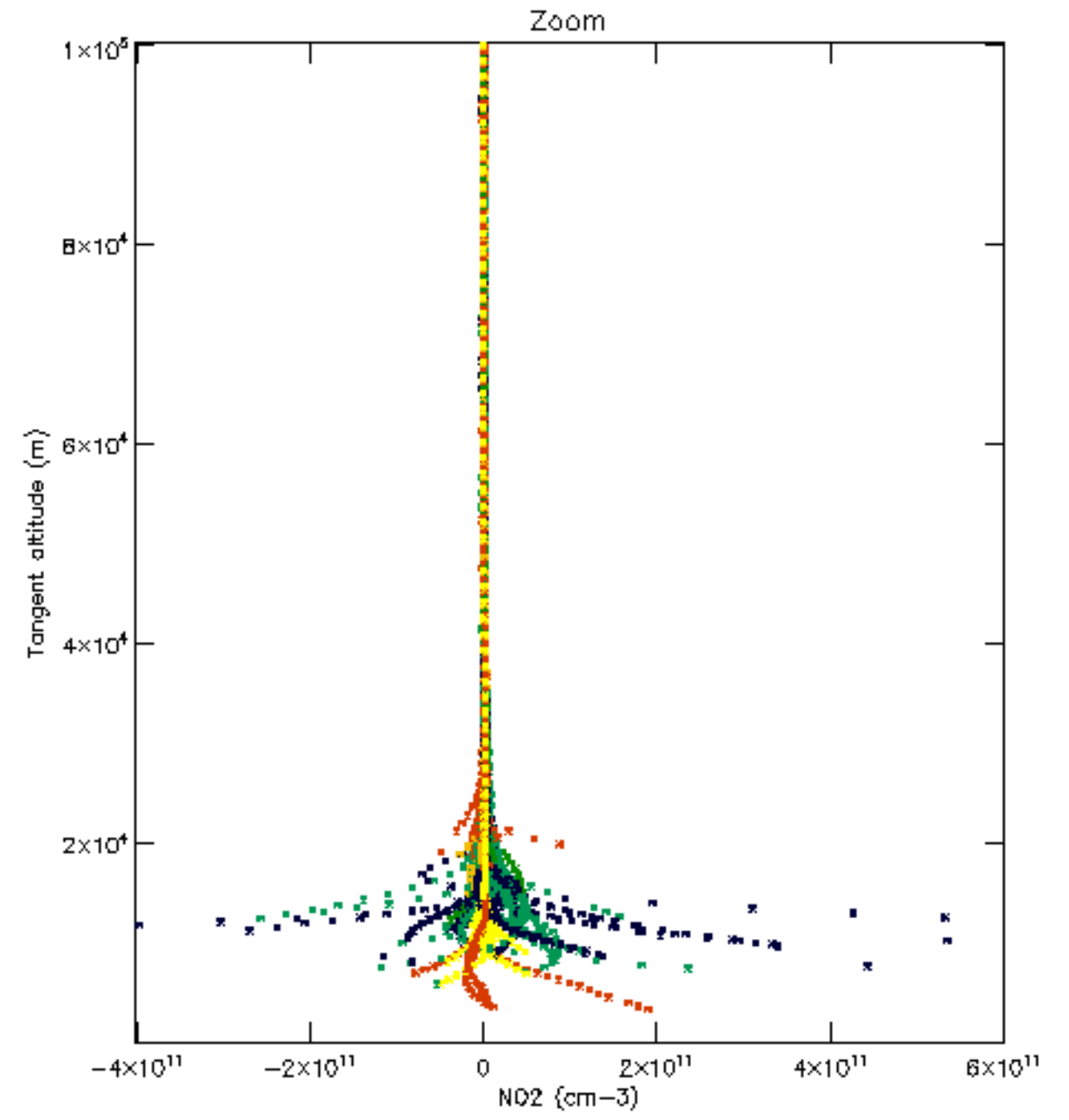
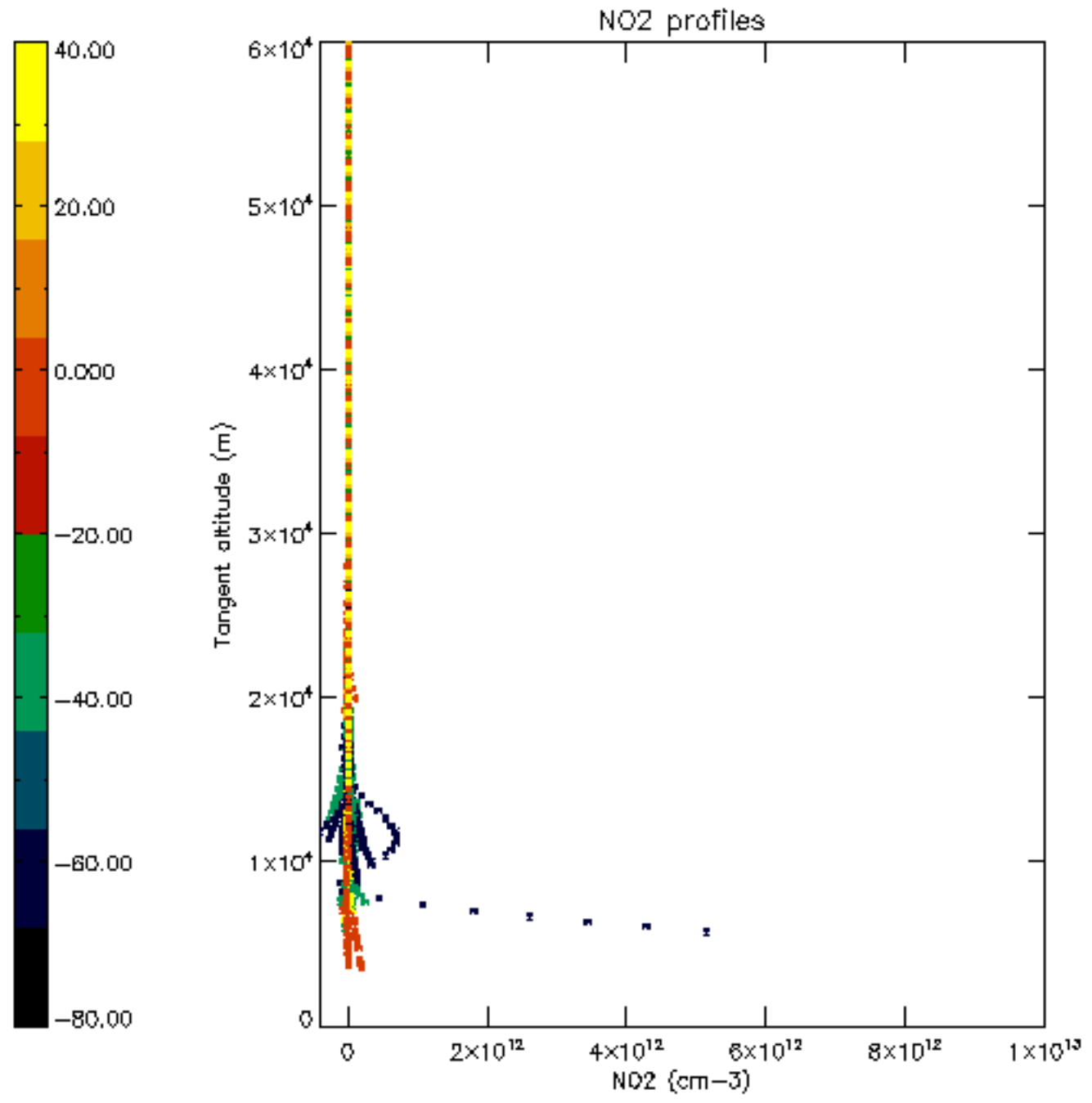


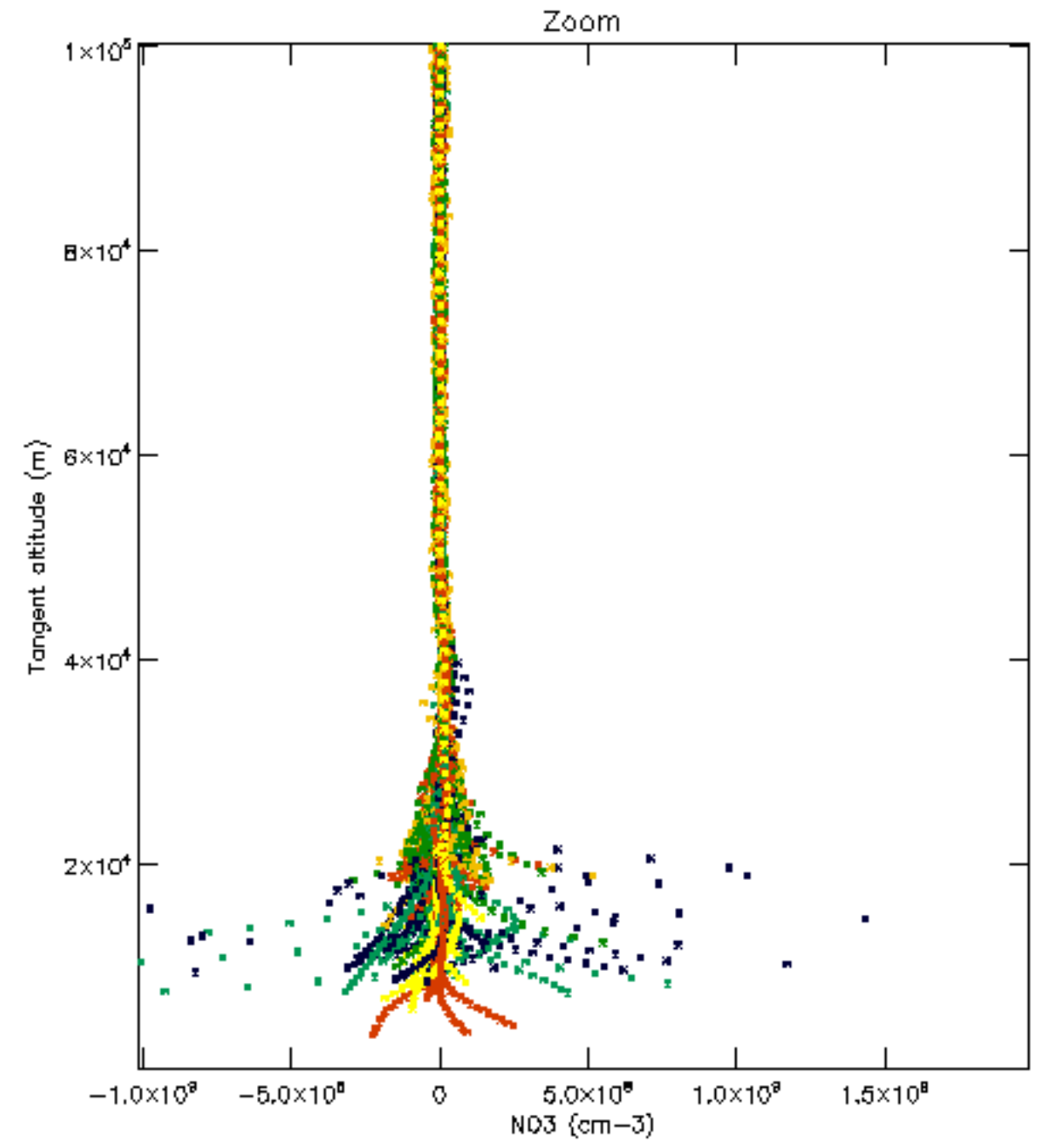
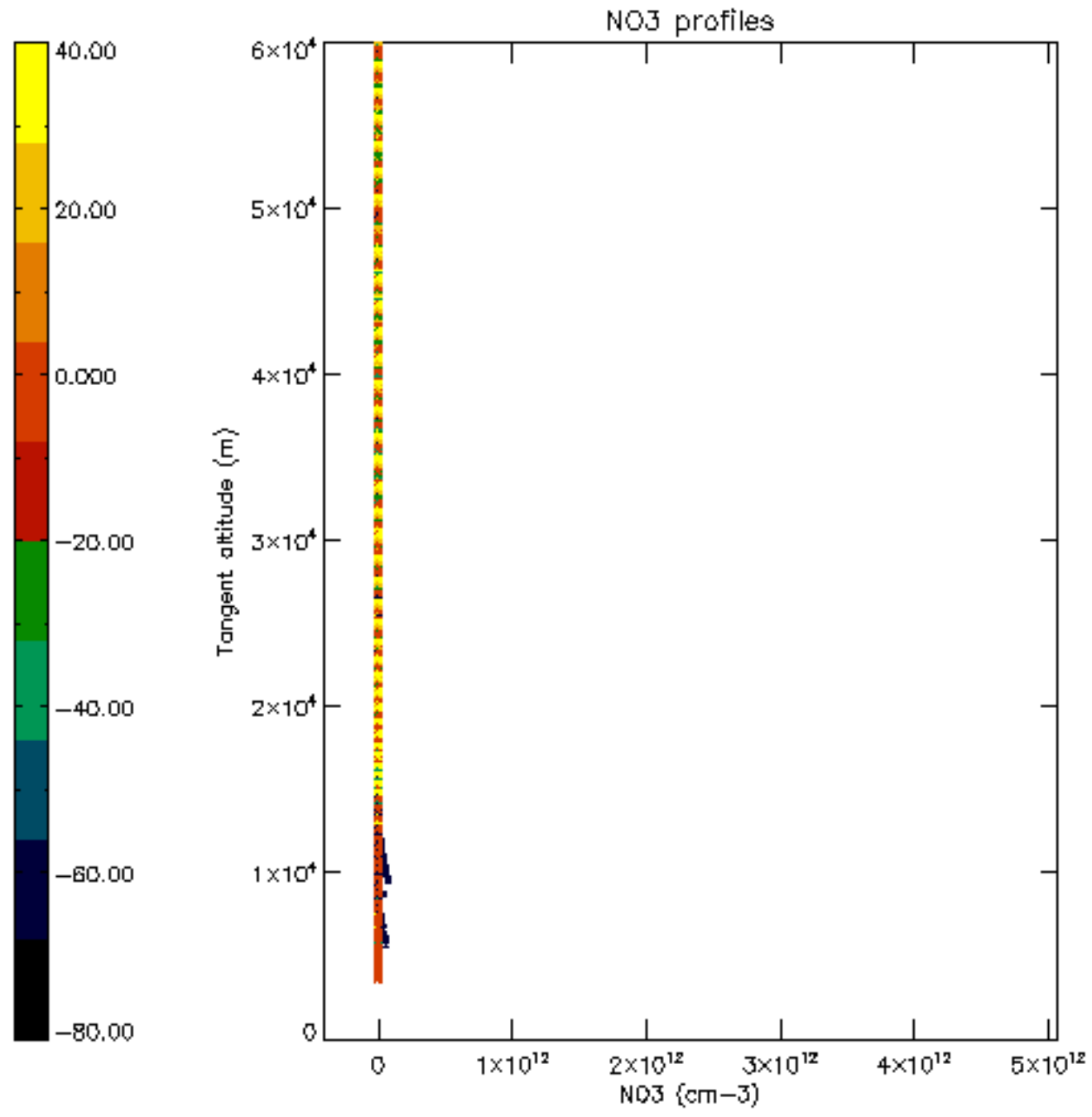


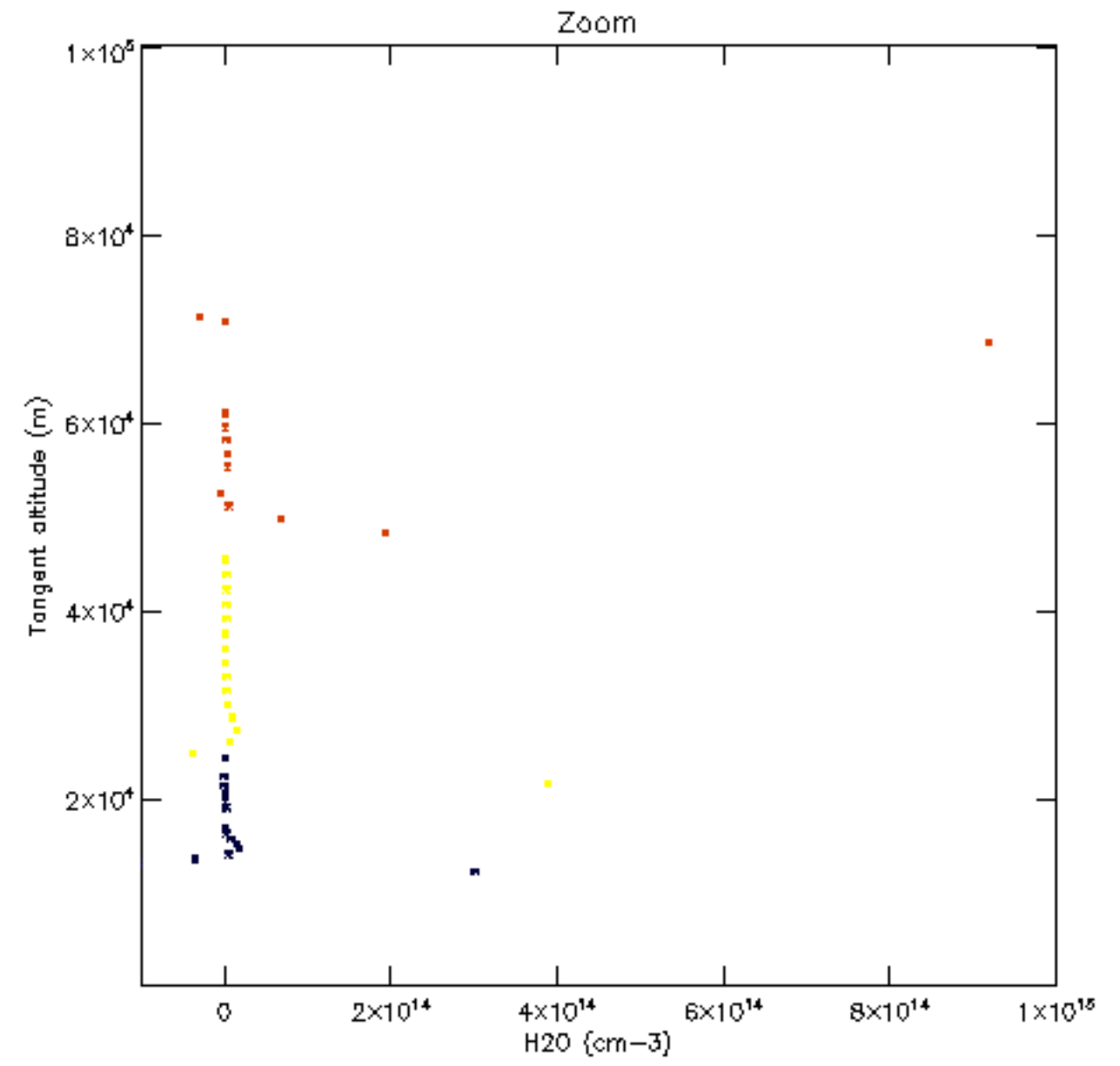
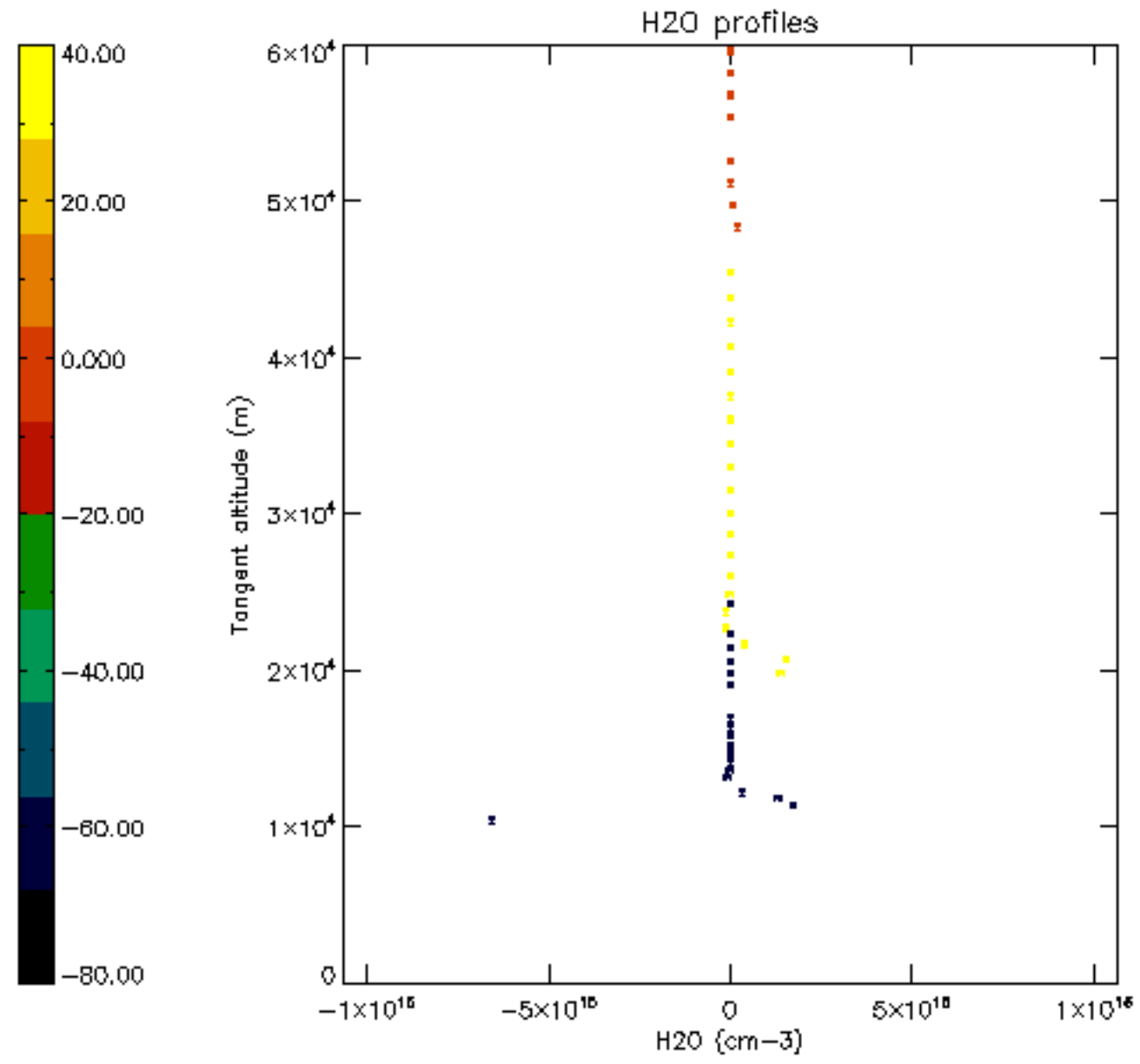


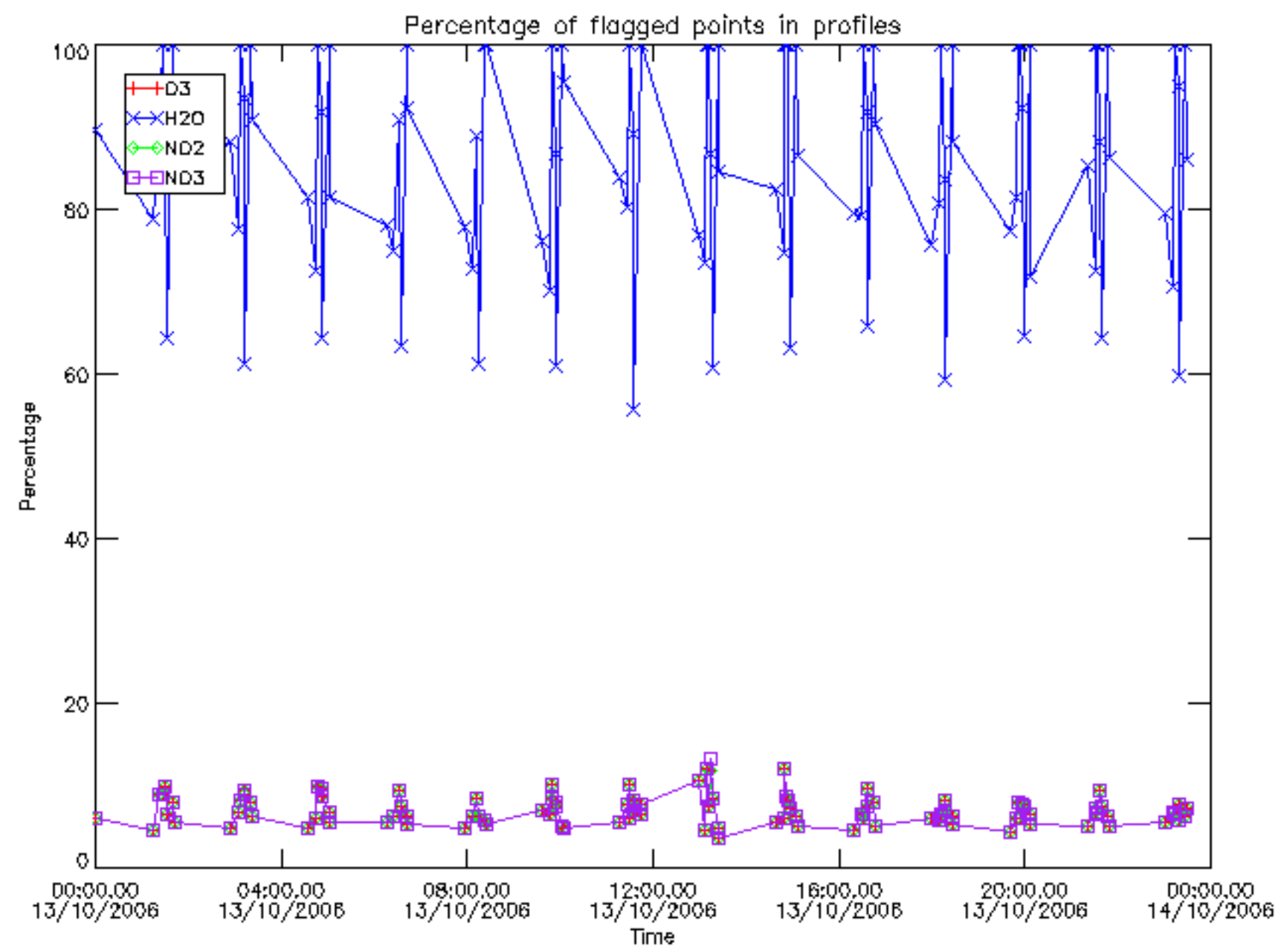




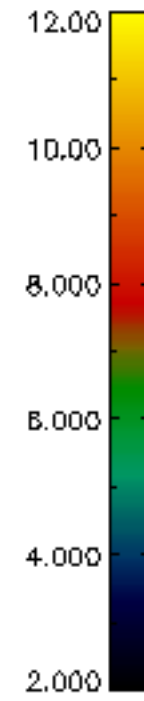
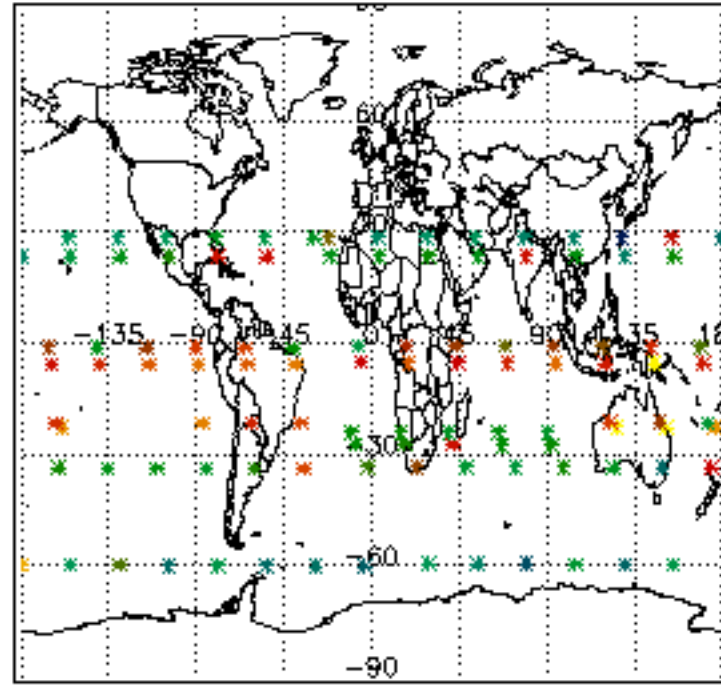




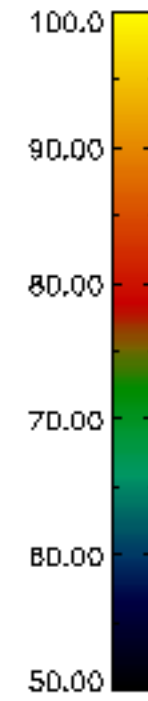
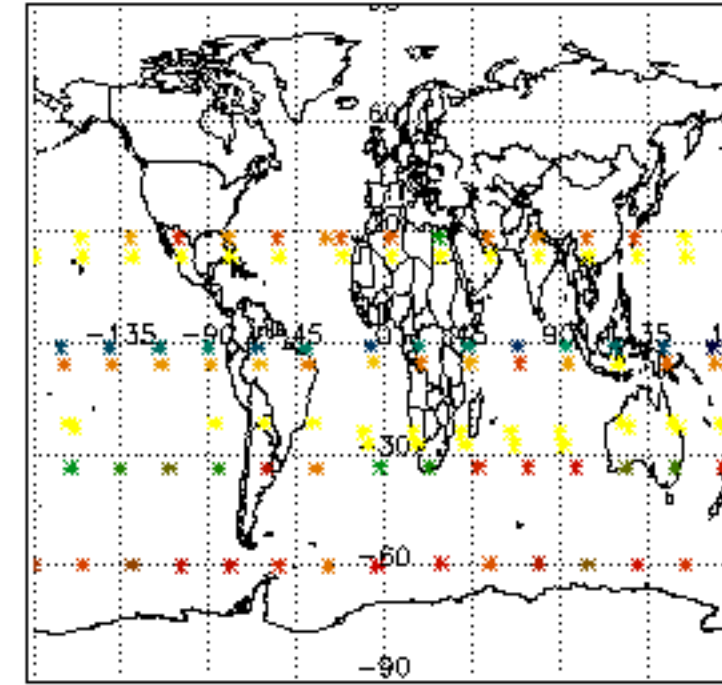




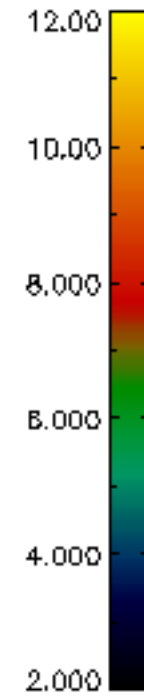
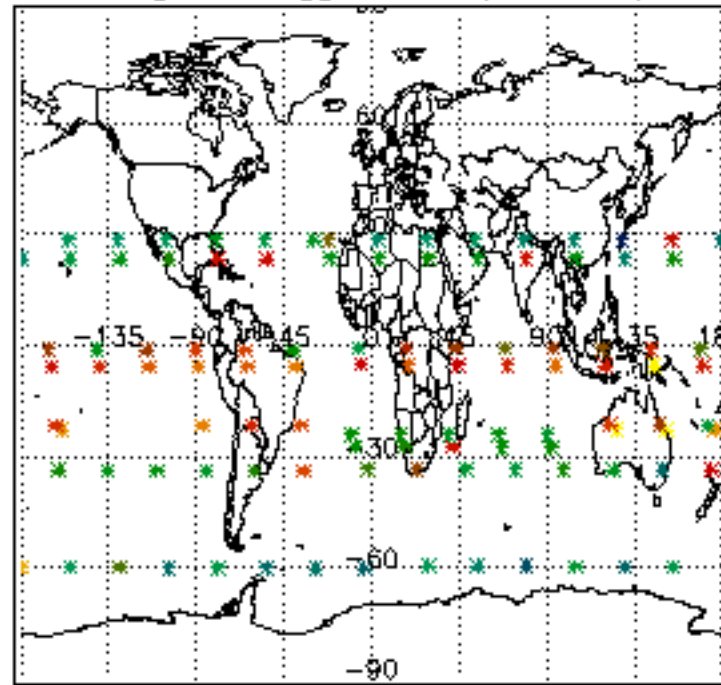
Percentage of flagged data per D3 profile



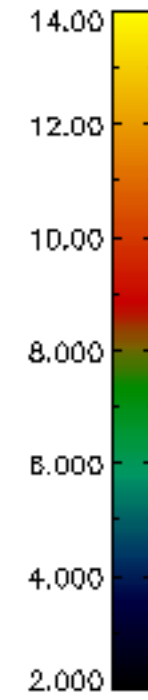
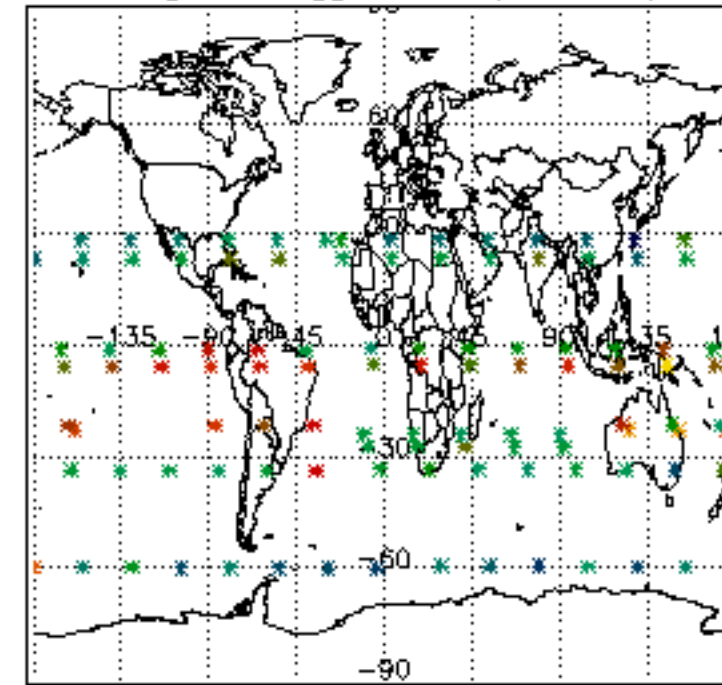
Percentage of flagged data per H2O profile

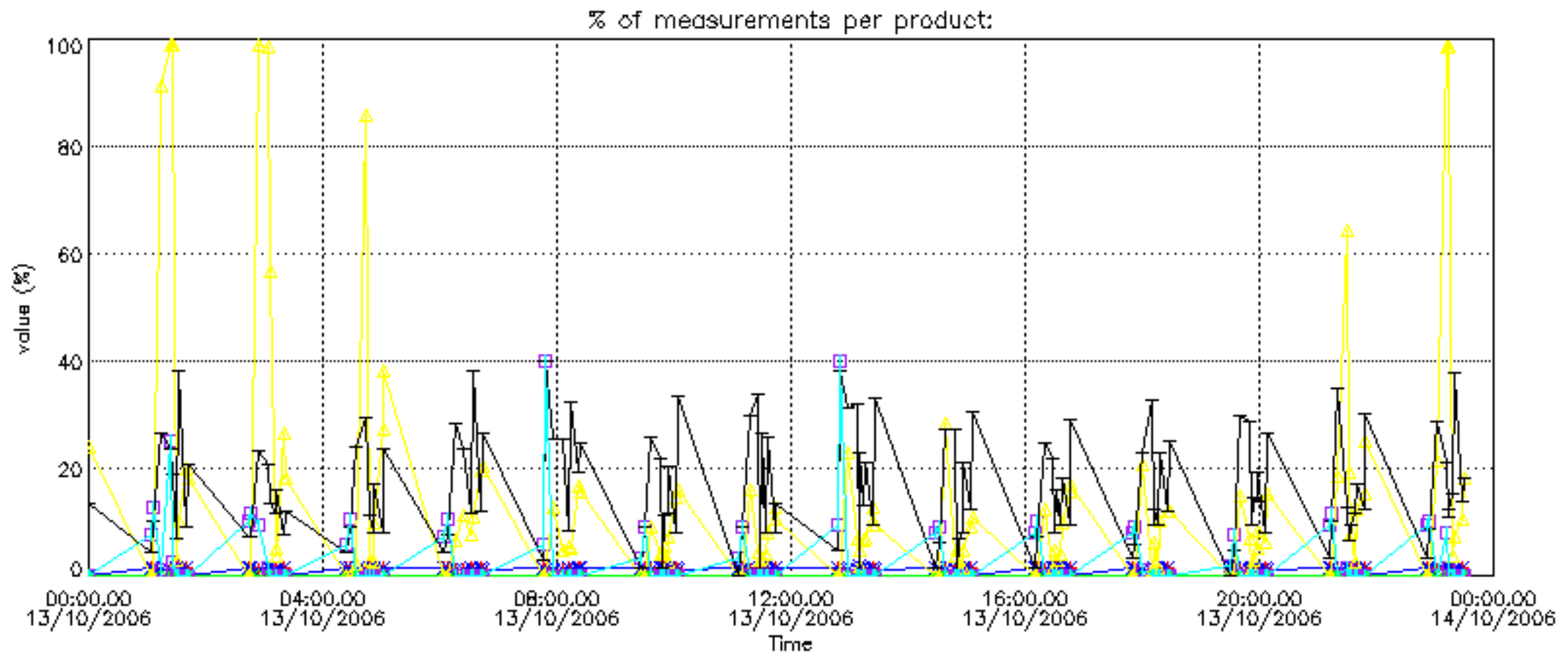


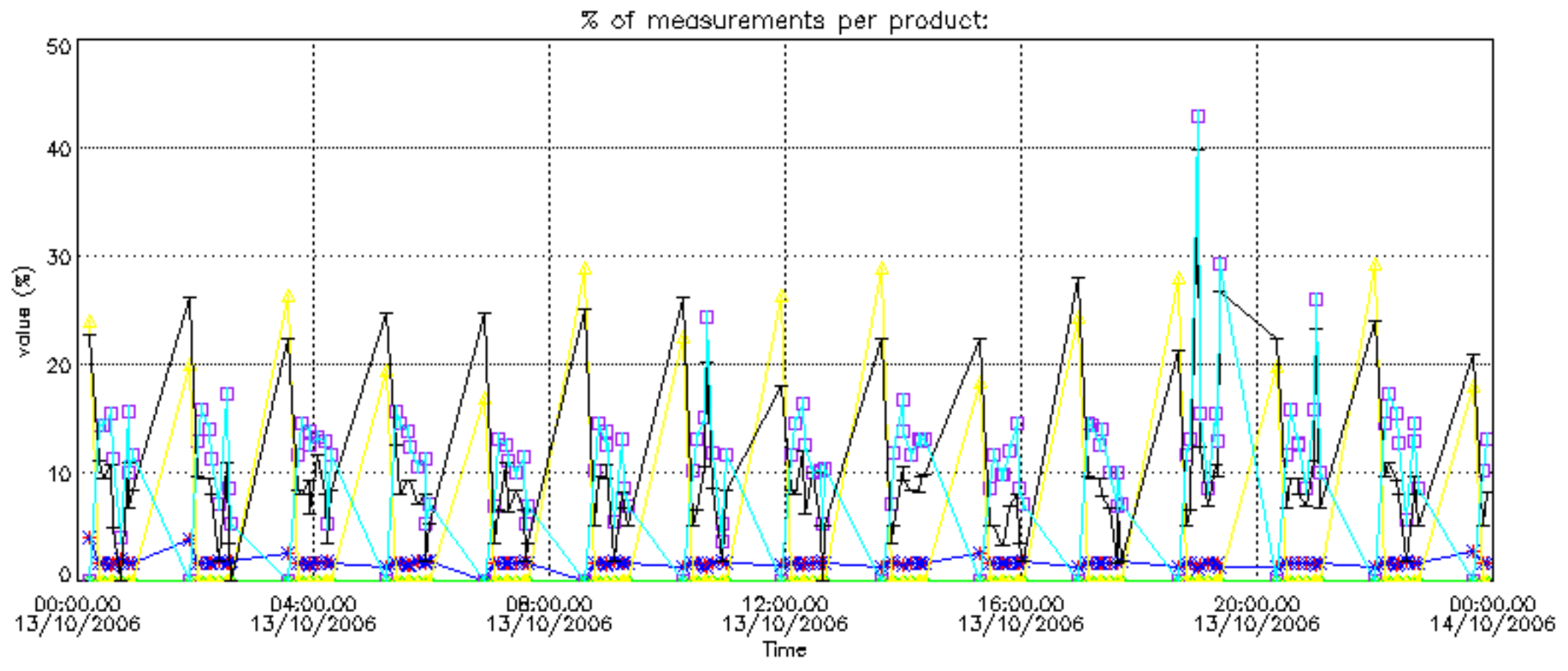
Percentage of flagged data per NO2 profile



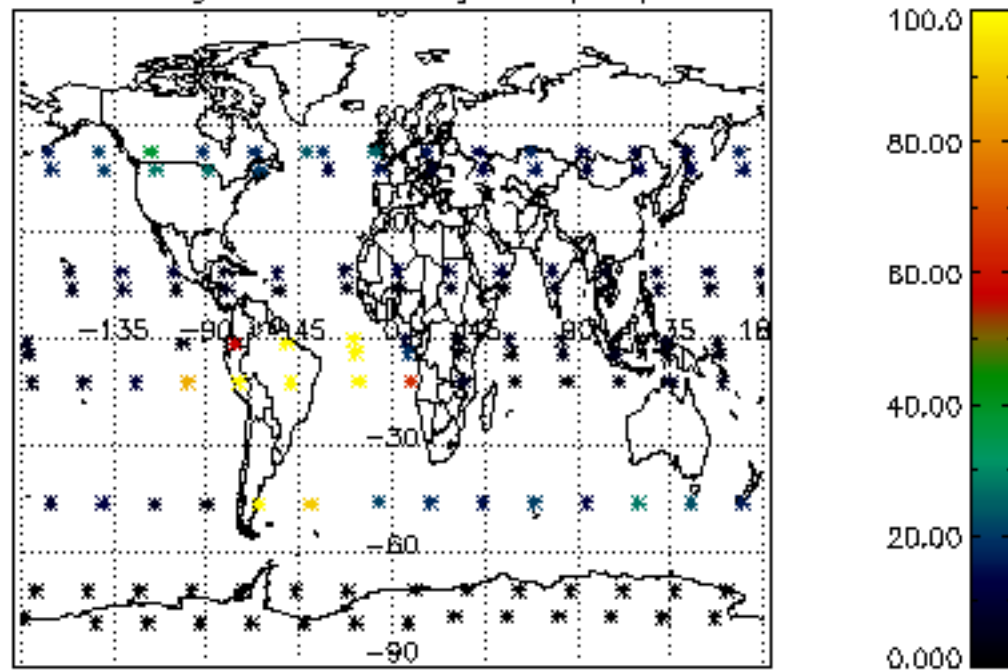
Percentage of flagged data per NO3 profile



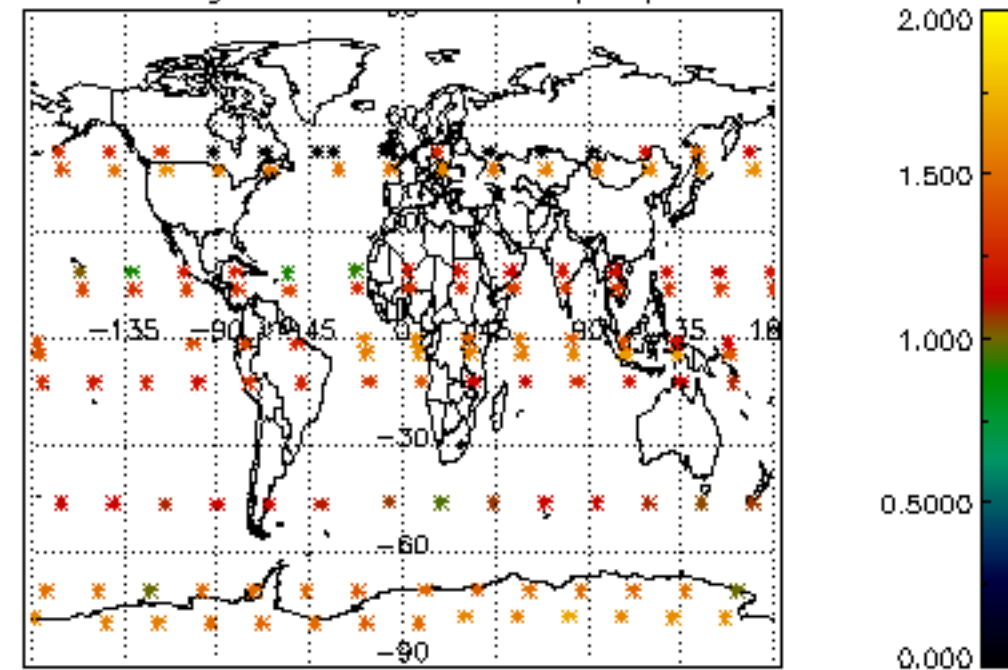




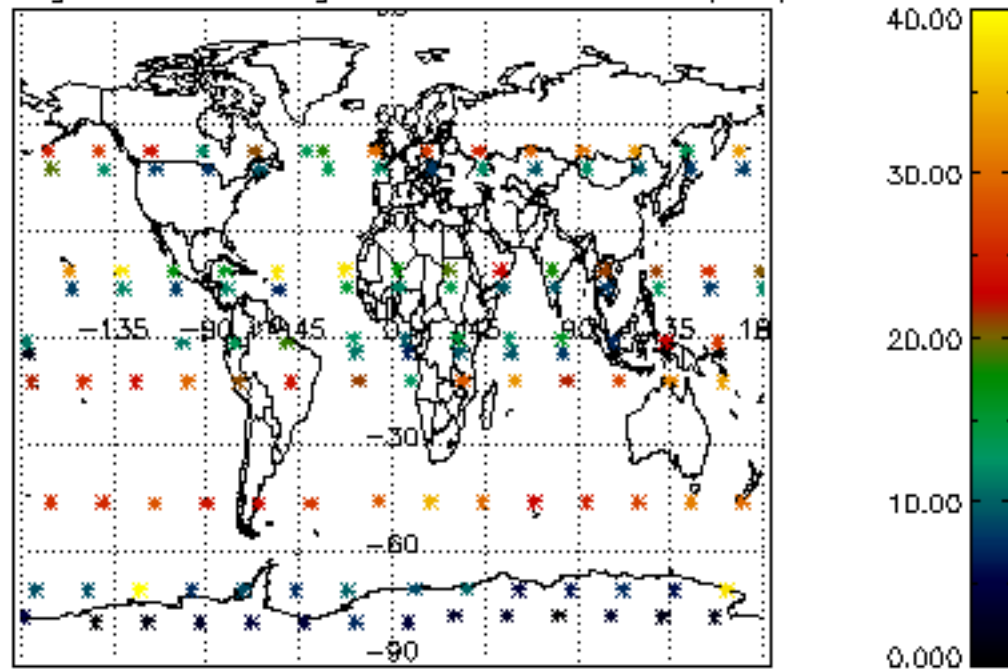
Percentage of cosmic ray hits per profile



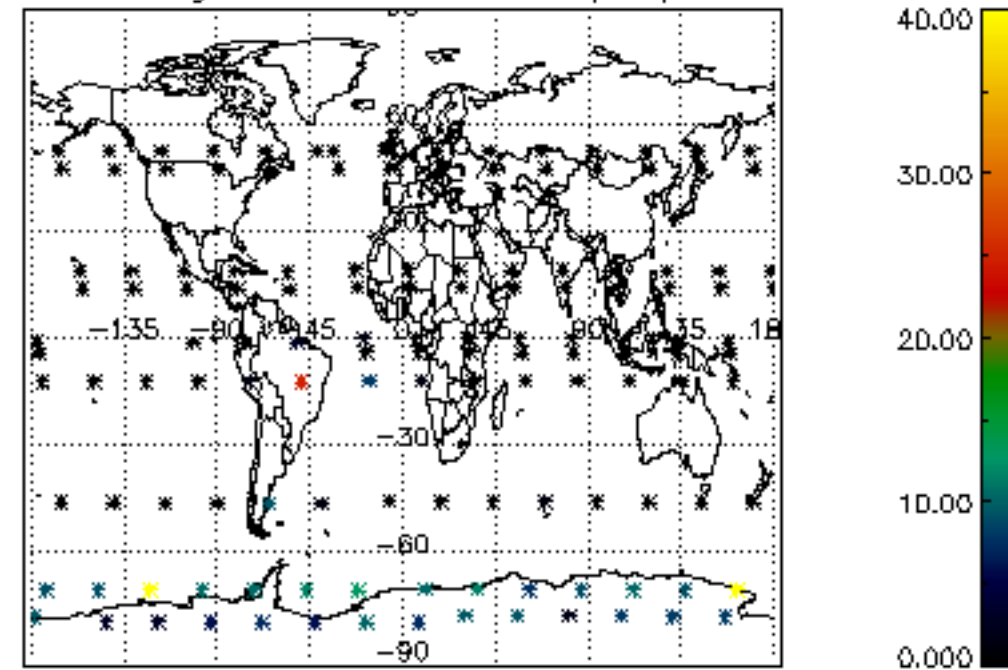
Percentage of datation errors per profile



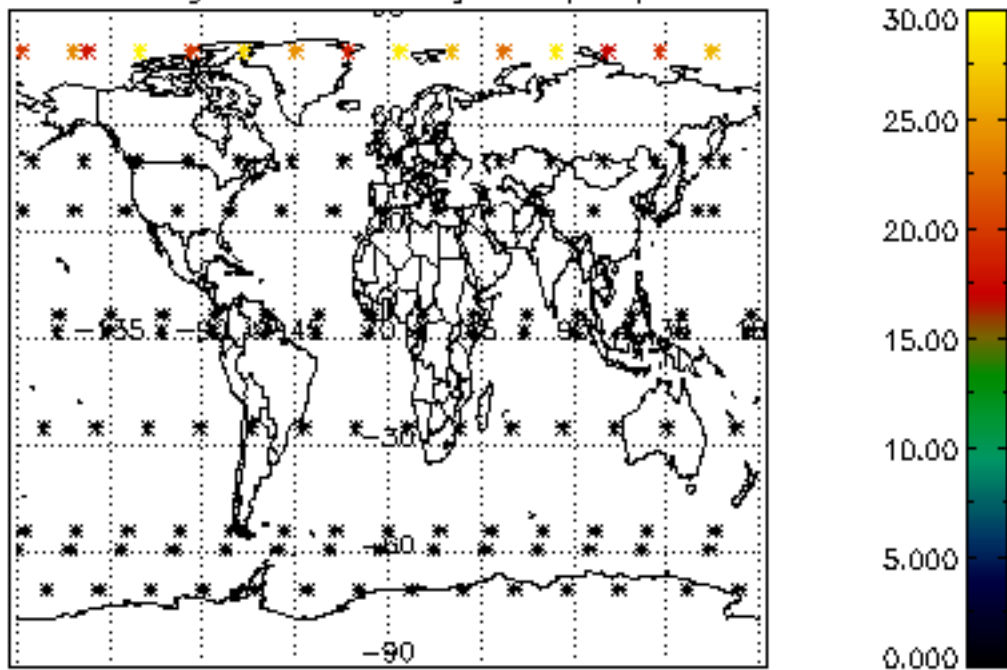
Percentage of star falling outside central band per profile



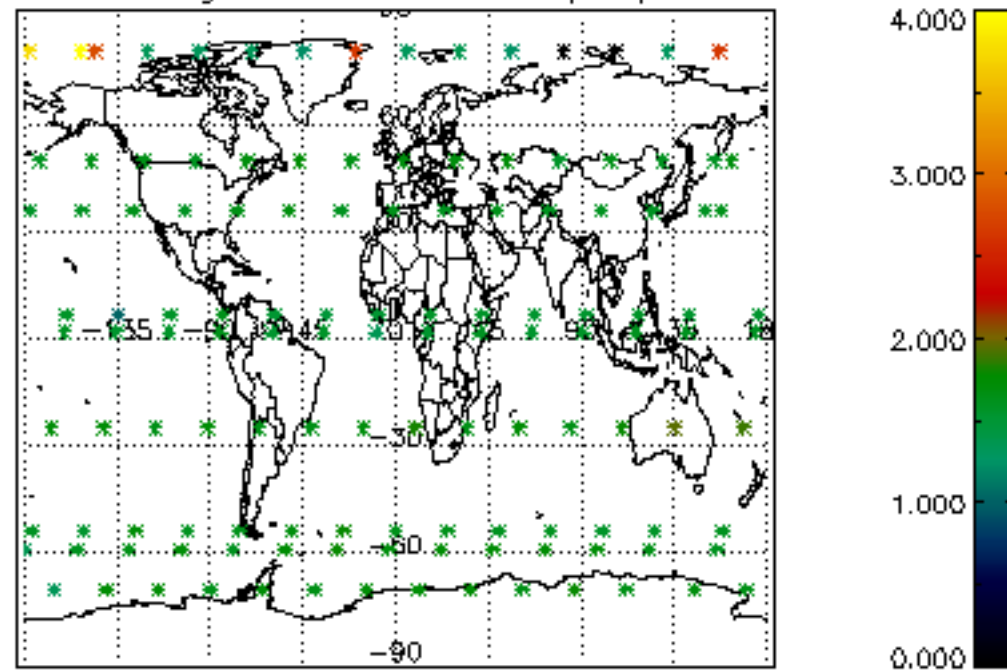
Percentage of saturation errors per profile



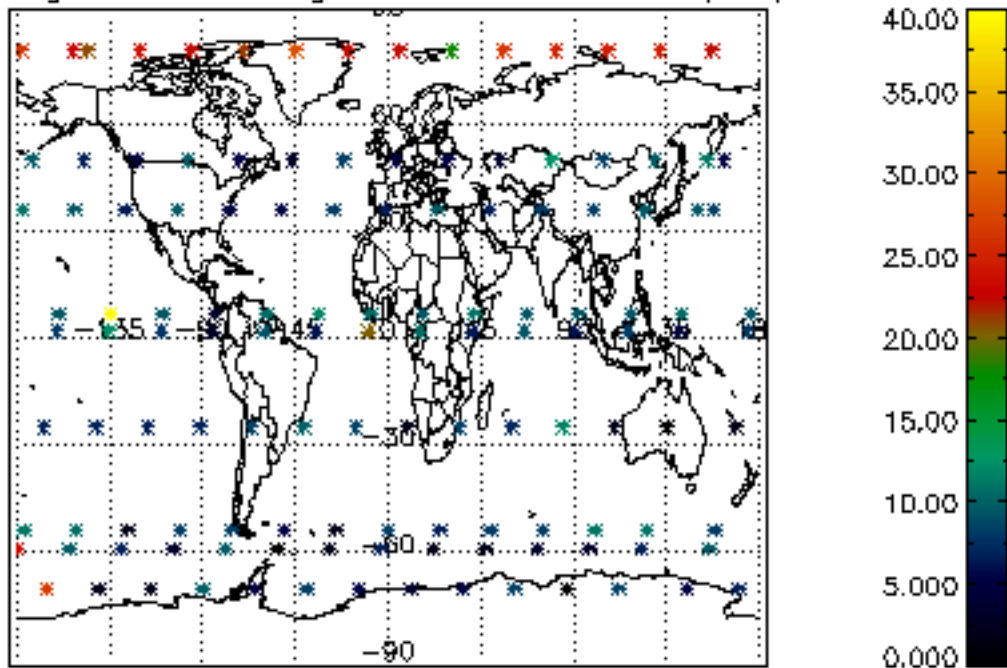
Percentage of cosmic ray hits per profile



Percentage of datation errors per profile



Percentage of star falling outside central band per profile



Percentage of saturation errors per profile

