

GOMOS Level 2 Daily Report

SUMMARY

[1. General Info](#)

[2. Summary of processed GOM_NL_2P products](#)

[3. Level 2 Quality information per product](#)

[3.1 Plot of level 2 quality information per product \(time dependant\)](#)

[3.2 Plot of level 2 quality information per product \(world map\)](#)

[4. Level 1 Quality information per product \(stored on level 2 products\)](#)

[4.1 Plot of level 1 quality information per product \(time dependant\)](#)

[4.1.1 Plot of level 1 quality information per product \(time dependant\): ASCENDING](#)

[4.1.2 Plot of level 1 quality information per product \(time dependant\): DESCENDING](#)

[4.2 Plot of level 1 quality information per product \(world map\)](#)

[4.2.1 Plot of level 1 quality information per product \(world map\): ASCENDING](#)

[4.2.2 Plot of level 1 quality information per product \(world map\): DESCENDING](#)

[5. Ozone profiles based on quality statistics and other trace gas profiles](#)

[5.1 Ozone statistics based on quality of products](#)

[5.2 Plot ozone profiles for all STD \(dark without errors\)](#)

[5.3 Plot ozone profiles where STD < 20% \(dark without errors\)](#)

[5.4. Plot ozone profiles where STD < 10% \(dark without errors\)](#)

[5.5. Plot ozone profiles where STD < 5% \(dark without errors\)](#)

[5.6 Plot NO2 profiles for all STD \(dark without errors\)](#)

[5.7 Plot NO3 profiles for all STD \(dark without errors\)](#)

[5.8 Plot H2O profiles \(only for occultations of stars 1,2,3,4,13,14,16,26,63 dark without errors\) for all STD](#)

[6. Auxiliary Data Files used for the production reported in section 2](#)

This report presents the daily analysis on parameters extracted from GOMOS level 2 data (GOM_NL__2P). It is intended to monitor some important parameters that will impact the quality of these products. A list of level 2 products (and content) that have arrived during the reporting day to the PCF is also given.

Item	Value
Time of report generation	24APR2013 04:54:20
Data source version	GOMOS/6.01
Start time of products	12-10-2006 (12OCT2006 00:00:00)
Stop time of products	13-10-2006 (13OCT2006 00:00:00)
Store outputs in DB	Yes
Nb of level 2 prods	259
Nb of prods with errors	1

2. Summary of processed GOM_NL__2P products.

Nr	Filename	UTC Start time	Limb	Duration	Star Id	Star Name	Star Mag	Star Temp	Nb Meas	Orbit	Prod. error
1	GOM_NL__2PRFIN20061012_000425_000000462052_00030_24132_2580.N1	12-OCT-2006 00:04:25	Dark	46.000	48	30Alp Hya	1.9770	4100.0	92	24132	No
2	GOM_NL__2PRFIN20061012_001400_000000372052_00030_24132_2581.N1	12-OCT-2006 00:14:00	Dark	36.500	65	Lam Vel	2.2040	4400.0	73	24132	No
3	GOM_NL__2PRFIN20061012_001702_000000362052_00030_24132_2582.N1	12-OCT-2006 00:17:02	Dark	35.500	34	Gam2Vel	1.7930	23000.	71	24132	No
4	GOM_NL__2PRFIN20061012_002112_000000382052_00031_24133_2885.N1	12-OCT-2006 00:21:12	Dark	37.500	161	Tau Pup	2.9310	4500.0	75	24133	No
5	GOM_NL__2PRFIN20061012_002235_000000402052_00031_24133_2886.N1	12-OCT-2006 00:22:35	Dark	39.500	2	Alp Car	-0.73600	7000.0	79	24133	No
6	GOM_NL__2PRFIN20061012_003049_000000342052_00031_24133_2887.N1	12-OCT-2006 00:30:49	Dark	33.500	143	Alp Hyi	2.8570	7200.0	67	24133	No
7	GOM_NL__2PRFIN20061012_003216_000000412052_00031_24133_2888.N1	12-OCT-2006 00:32:16	Dark	40.500	9	Alp Eri	0.45300	24000.	81	24133	No
8	GOM_NL__2PRFIN20061012_003726_000000342052_00031_24133_2889.N1	12-OCT-2006 00:37:26	Dark	33.500	84	Alp Phe	2.3970	4500.0	67	24133	Yes
9	GOM_NL__2PRFIN20061012_004402_000000402052_00031_24133_2890.N1	12-OCT-2006 00:44:02	Straylight	39.500	52	16Bet Cet	2.0370	4500.0	79	24133	No
10	GOM_NL__2PRFIN20061012_005350_000000302052_00031_24133_2891.N1	12-OCT-2006 00:53:50	Bright	30.000	140	88Gam Peg	2.8340	26000.	60	24133	No
11	GOM_NL__2PRFIN20061012_005750_000000312052_00031_24133_2892.N1	12-OCT-2006 00:57:50	Bright	30.500	58	21Alp And	2.0730	11000.	61	24133	No
12	GOM_NL__2PRFIN20061012_010601_000000342052_00031_24133_2893.N1	12-OCT-2006 01:06:01	Bright	33.500	68	18Alp Cas	2.2250	4500.0	67	24133	No
13	GOM_NL__2PRFIN20061012_010724_000000312052_00031_24133_2894.N1	12-OCT-2006 01:07:24	Bright	30.500	76	27Gam Cas	2.3000	30000.	61	24133	No
14	GOM_NL__2PRFIN20061012_011450_000000312052_00031_24133_2895.N1	12-OCT-2006 01:14:50	Bright	30.500	49	1Alp UMi	1.9900	6300.0	61	24133	No
15	GOM_NL__2PRFIN20061012_012301_000000322052_00031_24133_2896.N1	12-OCT-2006 01:23:01	Bright	31.500	36	50Alp UMa	1.8000	6300.0	63	24133	No
16	GOM_NL__2PRFIN20061012_012433_000000302052_00031_24133_2897.N1	12-OCT-2006 01:24:33	Bright	30.000	82	48Bet UMa	2.3650	10600.	60	24133	No
17	GOM_NL__2PRFIN20061012_012753_000000312052_00031_24133_2898.N1	12-OCT-2006 01:27:53	Bright	30.500	174	52Psi UMa	3.0040	4400.0	61	24133	No
18	GOM_NL__2PRFIN20061012_013444_000000332052_00031_24133_2899.N1	12-OCT-2006 01:34:44	Bright	33.000	166	17Eps Leo	2.9800	6000.0	66	24133	No
19	GOM_NL__2PRFIN20061012_013755_000000332052_00031_24133_2900.N1	12-OCT-2006 01:37:55	Bright	33.000	22	32Alp Leo	1.3600	15200.	66	24133	No
20	GOM_NL__2PRFIN20061012_014501_000000442052_00031_24133_2901.N1	12-OCT-2006 01:45:01	Dark	43.500	48	30Alp Hya	1.9770	4100.0	87	24133	No
21	GOM_NL__2PRFIN20061012_015437_000000372052_00031_24133_2902.N1	12-OCT-2006 01:54:37	Dark	37.000	65	Lam Vel	2.2040	4400.0	74	24133	No
22	GOM_NL__2PRFIN20061012_015738_000000372052_00031_24133_2903.N1	12-OCT-2006 01:57:38	Dark	36.500	34	Gam2Vel	1.7930	23000.	73	24133	No
23	GOM_NL__2PRFIN20061012_020149_000000382052_00032_24134_2566.N1	12-OCT-2006 02:01:49	Dark	37.500	161	Tau Pup	2.9310	4500.0	75	24134	No
24	GOM_NL__2PRFIN20061012_020311_000000542052_00032_24134_2567.N1	12-OCT-2006 02:03:11	Dark	53.500	2	Alp Car	-0.73600	7000.0	107	24134	No
25	GOM_NL__2PRFIN20061012_021125_000000332052_00032_24134_2568.N1	12-OCT-2006 02:11:25	Dark	33.000	143	Alp Hyi	2.8570	7200.0	66	24134	No
26	GOM_NL__2PRFIN20061012_021252_000000362052_00032_24134_2569.N1	12-OCT-2006 02:12:52	Dark	36.000	9	Alp Eri	0.45300	24000.	72	24134	No
27	GOM_NL__2PRFIN20061012_022438_000000412052_00032_24134_2570.N1	12-OCT-2006 02:24:38	Straylight	40.500	52	16Bet Cet	2.0370	4500.0	81	24134	No
28	GOM_NL__2PRFIN20061012_023425_000000322052_00032_24134_2571.N1	12-OCT-2006 02:34:25	Bright	31.500	140	88Gam Peg	2.8340	26000.	63	24134	No
29	GOM_NL__2PRFIN20061012_023825_000000312052_00032_24134_2572.N1	12-OCT-2006 02:38:25	Bright	30.500	58	21Alp And	2.0730	11000.	61	24134	No
30	GOM_NL__2PRFIN20061012_024637_000000322052_00032_24134_2573.N1	12-OCT-2006 02:46:37	Bright	31.500	68	18Alp Cas	2.2250	4500.0	63	24134	No
31	GOM_NL__2PRFIN20061012_024800_000000322052_00032_24134_2574.N1	12-OCT-2006 02:48:00	Bright	31.500	76	27Gam Cas	2.3000	30000.	63	24134	No
32	GOM_NL__2PRFIN20061012_025526_000000302052_00032_24134_2575.N1	12-OCT-2006 02:55:26	Bright	30.000	49	1Alp UMi	1.9900	6300.0	60	24134	No
33	GOM_NL__2PRFIN20061012_030336_000000302052_00032_24134_2576.N1	12-OCT-2006 03:03:36	Bright	29.500	36	50Alp UMa	1.8000	6300.0	59	24134	No
34	GOM_NL__2PRFIN20061012_030509_000000302052_00032_24134_2577.N1	12-OCT-2006 03:05:09	Bright	29.500	82	48Bet UMa	2.3650	10600.	59	24134	No
35	GOM_NL__2PRFIN20061012_030829_000000292052_00032_24134_2578.N1	12-OCT-2006 03:08:29	Bright	28.500	174	52Psi UMa	3.0040	4400.0	57	24134	No
36	GOM_NL__2PRFIN20061012_031520_000000352052_00032_24134_2579.N1	12-OCT-2006 03:15:20	Bright	34.500	166	17Eps Leo	2.9800	6000.0	69	24134	No
37	GOM_NL__2PRFIN20061012_031831_000000322052_00032_24134_2580.N1	12-OCT-2006 03:18:31	Bright	32.000	22	32Alp Leo	1.3600	15200.	64	24134	No
38	GOM_NL__2PRFIN20061012_032537_000000422052_00032_24134_2581.N1	12-OCT-2006 03:25:37	Dark	42.000	48	30Alp Hya	1.9770	4100.0	84	24134	No
39	GOM_NL__2PRFIN20061012_033513_000000372052_00032_24134_2582.N1	12-OCT-2006 03:35:13	Dark	37.000	65	Lam Vel	2.2040	4400.0	74	24134	No
40	GOM_NL__2PRFIN20061012_033815_000000372052_00032_24134_2583.N1	12-OCT-2006 03:38:15	Dark	36.500	34	Gam2Vel	1.7930	23000.	73	24134	No
41	GOM_NL__2PRFIN20061012_034226_000000392052_00033_24135_2590.N1	12-OCT-2006 03:42:26	Dark	39.000	161	Tau Pup	2.9310	4500.0	78	24135	No
42	GOM_NL__2PRFIN20061012_034348_000000412052_00033_24135_2591.N1	12-OCT-2006 03:43:48	Dark	40.500	2	Alp Car	-0.73600	7000.0	81	24135	No

43	GOM_NL__2PRFIN20061012_035202_000000322052_00033_24135_2592.N1	12-OCT-2006 03:52:02	Dark	32.000	143	Alp Hyi	2.8570	7200.0	64	24135	No
44	GOM_NL__2PRFIN20061012_035329_000000422052_00033_24135_2593.N1	12-OCT-2006 03:53:29	Dark	42.000	9	Alp Eri	0.45300	24000.	84	24135	No
45	GOM_NL__2PRFIN20061012_040515_000000382052_00033_24135_2594.N1	12-OCT-2006 04:05:15	Straylight	38.000	52	16Bet Cet	2.0370	4500.0	76	24135	No
46	GOM_NL__2PRFIN20061012_041502_000000322052_00033_24135_2595.N1	12-OCT-2006 04:15:02	Bright	32.000	140	88Gam Peg	2.8340	26000.	64	24135	No
47	GOM_NL__2PRFIN20061012_041901_000000322052_00033_24135_2596.N1	12-OCT-2006 04:19:01	Bright	31.500	58	21Alp And	2.0730	11000.	63	24135	No
48	GOM_NL__2PRFIN20061012_042713_000000332052_00033_24135_2597.N1	12-OCT-2006 04:27:13	Bright	32.500	68	18Alp Cas	2.2250	4500.0	65	24135	No
49	GOM_NL__2PRFIN20061012_042836_000000322052_00033_24135_2598.N1	12-OCT-2006 04:28:36	Bright	31.500	76	27Gam Cas	2.3000	30000.	63	24135	No
50	GOM_NL__2PRFIN20061012_043602_000000282052_00033_24135_2599.N1	12-OCT-2006 04:36:02	Bright	28.000	49	1Alp UMi	1.9900	6300.0	56	24135	No
51	GOM_NL__2PRFIN20061012_044413_000000312052_00033_24135_2600.N1	12-OCT-2006 04:44:13	Bright	30.500	36	50Alp UMa	1.8000	6300.0	61	24135	No
52	GOM_NL__2PRFIN20061012_044545_000000292052_00033_24135_2601.N1	12-OCT-2006 04:45:45	Bright	29.000	82	48Bet UMa	2.3650	10600.	58	24135	No
53	GOM_NL__2PRFIN20061012_044905_000000302052_00033_24135_2602.N1	12-OCT-2006 04:49:05	Bright	30.000	174	52Psi UMa	3.0040	4400.0	60	24135	No
54	GOM_NL__2PRFIN20061012_045556_000000342052_00033_24135_2603.N1	12-OCT-2006 04:55:56	Bright	34.000	166	17Eps Leo	2.9800	6000.0	68	24135	No
55	GOM_NL__2PRFIN20061012_045908_000000342052_00033_24135_2604.N1	12-OCT-2006 04:59:08	Bright	33.500	22	32Alp Leo	1.3600	15200.	67	24135	No
56	GOM_NL__2PRFIN20061012_050614_000000422052_00033_24135_2605.N1	12-OCT-2006 05:06:14	Dark	41.500	48	30Alp Hya	1.9770	4100.0	83	24135	No
57	GOM_NL__2PRFIN20061012_051550_000000452052_00033_24135_2606.N1	12-OCT-2006 05:15:50	Dark	44.500	65	Lam Vel	2.2040	4400.0	89	24135	No
58	GOM_NL__2PRFIN20061012_051852_000000382052_00033_24135_2607.N1	12-OCT-2006 05:18:52	Dark	38.000	34	Gam2Vel	1.7930	23000.	76	24135	No
59	GOM_NL__2PRFIN20061012_052303_000000382052_00034_24136_2591.N1	12-OCT-2006 05:23:03	Dark	38.000	161	Tau Pup	2.9310	4500.0	76	24136	No
60	GOM_NL__2PRFIN20061012_052425_000000402052_00034_24136_2592.N1	12-OCT-2006 05:24:25	Dark	40.000	2	Alp Car	-0.73600	7000.0	80	24136	No
61	GOM_NL__2PRFIN20061012_053238_000000342052_00034_24136_2593.N1	12-OCT-2006 05:32:38	Dark	34.000	143	Alp Hyi	2.8570	7200.0	68	24136	No
62	GOM_NL__2PRFIN20061012_053405_000000352052_00034_24136_2594.N1	12-OCT-2006 05:34:05	Dark	34.500	9	Alp Eri	0.45300	24000.	69	24136	No
63	GOM_NL__2PRFIN20061012_054551_000000392052_00034_24136_2595.N1	12-OCT-2006 05:45:51	Straylight	38.500	52	16Bet Cet	2.0370	4500.0	77	24136	No
64	GOM_NL__2PRFIN20061012_055538_000000302052_00034_24136_2596.N1	12-OCT-2006 05:55:38	Bright	30.000	140	88Gam Peg	2.8340	26000.	60	24136	No
65	GOM_NL__2PRFIN20061012_055937_000000322052_00034_24136_2597.N1	12-OCT-2006 05:59:37	Bright	31.500	58	21Alp And	2.0730	11000.	63	24136	No
66	GOM_NL__2PRFIN20061012_060749_000000332052_00034_24136_2598.N1	12-OCT-2006 06:07:49	Bright	32.500	68	18Alp Cas	2.2250	4500.0	65	24136	No
67	GOM_NL__2PRFIN20061012_060911_000000322052_00034_24136_2599.N1	12-OCT-2006 06:09:11	Bright	32.000	76	27Gam Cas	2.3000	30000.	64	24136	No
68	GOM_NL__2PRFIN20061012_061638_000000322052_00034_24136_2600.N1	12-OCT-2006 06:16:38	Bright	31.500	49	1Alp UMi	1.9900	6300.0	63	24136	No
69	GOM_NL__2PRFIN20061012_062449_000000322052_00034_24136_2601.N1	12-OCT-2006 06:24:49	Bright	31.500	36	50Alp UMa	1.8000	6300.0	63	24136	No
70	GOM_NL__2PRFIN20061012_062621_000000302052_00034_24136_2602.N1	12-OCT-2006 06:26:21	Bright	30.000	82	48Bet UMa	2.3650	10600.	60	24136	No
71	GOM_NL__2PRFIN20061012_062941_000000462052_00034_24136_2603.N1	12-OCT-2006 06:29:41	Bright	46.000	174	52Psi UMa	3.0040	4400.0	92	24136	No
72	GOM_NL__2PRFIN20061012_063633_000000342052_00034_24136_2604.N1	12-OCT-2006 06:36:33	Bright	33.500	166	17Eps Leo	2.9800	6000.0	67	24136	No
73	GOM_NL__2PRFIN20061012_063944_000000342052_00034_24136_2605.N1	12-OCT-2006 06:39:44	Bright	33.500	22	32Alp Leo	1.3600	15200.	67	24136	No
74	GOM_NL__2PRFIN20061012_064650_000000462052_00034_24136_2606.N1	12-OCT-2006 06:46:50	Dark	46.000	48	30Alp Hya	1.9770	4100.0	92	24136	No
75	GOM_NL__2PRFIN20061012_065626_000000412052_00034_24136_2607.N1	12-OCT-2006 06:56:26	Dark	40.500	65	Lam Vel	2.2040	4400.0	81	24136	No
76	GOM_NL__2PRFIN20061012_065929_000000432052_00034_24136_2608.N1	12-OCT-2006 06:59:29	Dark	42.500	34	Gam2Vel	1.7930	23000.	85	24136	No
77	GOM_NL__2PRFIN20061012_070340_000000382052_00035_24137_2592.N1	12-OCT-2006 07:03:40	Dark	37.500	161	Tau Pup	2.9310	4500.0	75	24137	No
78	GOM_NL__2PRFIN20061012_070502_000000532052_00035_24137_2593.N1	12-OCT-2006 07:05:02	Dark	53.000	2	Alp Car	-0.73600	7000.0	106	24137	No
79	GOM_NL__2PRFIN20061012_071314_000000332052_00035_24137_2594.N1	12-OCT-2006 07:13:14	Dark	33.000	143	Alp Hyi	2.8570	7200.0	66	24137	No
80	GOM_NL__2PRFIN20061012_071441_000000392052_00035_24137_2595.N1	12-OCT-2006 07:14:41	Dark	39.000	9	Alp Eri	0.45300	24000.	78	24137	No
81	GOM_NL__2PRFIN20061012_072627_000000382052_00035_24137_2596.N1	12-OCT-2006 07:26:27	Straylight	37.500	52	16Bet Cet	2.0370	4500.0	75	24137	No
82	GOM_NL__2PRFIN20061012_073613_000000322052_00035_24137_2597.N1	12-OCT-2006 07:36:13	Bright	31.500	140	88Gam Peg	2.8340	26000.	63	24137	No
83	GOM_NL__2PRFIN20061012_074013_000000322052_00035_24137_2598.N1	12-OCT-2006 07:40:13	Bright	31.500	58	21Alp And	2.0730	11000.	63	24137	No
84	GOM_NL__2PRFIN20061012_074824_000000322052_00035_24137_2599.N1	12-OCT-2006 07:48:24	Bright	32.000	68	18Alp Cas	2.2250	4500.0	64	24137	No
85	GOM_NL__2PRFIN20061012_074947_000000502052_00035_24137_2600.N1	12-OCT-2006 07:49:47	Bright	50.000	76	27Gam Cas	2.3000	30000.	100	24137	No
86	GOM_NL__2PRFIN20061012_075714_000000272052_00035_24137_2601.N1	12-OCT-2006 07:57:14	Bright	27.000	49	1Alp UMi	1.9900	6300.0	54	24137	No
87	GOM_NL__2PRFIN20061012_080525_000000322052_00035_24137_2602.N1	12-OCT-2006 08:05:25	Bright	31.500	36	50Alp UMa	1.8000	6300.0	63	24137	No
88	GOM_NL__2PRFIN20061012_080657_000000292052_00035_24137_2603.N1	12-OCT-2006 08:06:57	Bright	29.000	82	48Bet UMa	2.3650	10600.	58	24137	No
89	GOM_NL__2PRFIN20061012_081017_000000282052_00035_24137_2604.N1	12-OCT-2006 08:10:17	Bright	28.000	174	52Psi UMa	3.0040	4400.0	56	24137	No
90	GOM_NL__2PRFIN20061012_081709_000000352052_00035_24137_2605.N1	12-OCT-2006 08:17:09	Bright	34.500	166	17Eps Leo	2.9800	6000.0	69	24137	No
91	GOM_NL__2PRFIN20061012_082020_000000332052_00035_24137_2606.N1	12-OCT-2006 08:20:20	Bright	33.000	22	32Alp Leo	1.3600	15200.	66	24137	No
92	GOM_NL__2PRFIN20061012_082727_000000392052_00035_24137_2607.N1	12-OCT-2006 08:27:27	Dark	38.500	48	30Alp Hya	1.9770	4100.0	77	24137	No
93	GOM_NL__2PRFIN20061012_083703_000000402052_00035_24137_2608.N1	12-OCT-2006 08:37:03	Dark	40.000	65	Lam Vel	2.2040	4400.0	80	24137	No
94	GOM_NL__2PRFIN20061012_084005_000000362052_00035_24137_2609.N1	12-OCT-2006 08:40:05	Dark	36.000	34	Gam2Vel	1.7930	23000.	72	24137	No
95	GOM_NL__2PRFIN20061012_084416_000000382052_00036_24138_2594.N1	12-OCT-2006 08:44:16	Dark	38.000	161	Tau Pup	2.9310	4500.0	76	24138	No
96	GOM_NL__2PRFIN20061012_084539_000000552052_00036_24138_2595.N1	12-OCT-2006 08:45:39	Dark	55.000	2	Alp Car	-0.73600	7000.0	110	24138	No
97	GOM_NL__2PRFIN20061012_085351_000000332052_00036_24138_2596.N1	12-OCT-2006 08:53:51	Dark	33.000	143	Alp Hyi	2.8570	7200.0	66	24138	No
98	GOM_NL__2PRFIN20061012_085518_000000442052_00036_24138_2597.N1	12-OCT-2006 08:55:18	Dark	44.000	9	Alp Eri	0.45300	24000.	88	24138	No
99	GOM_NL__2PRFIN20061012_090703_000000362052_00036_24138_2598.N1	12-OCT-2006 09:07:03	Straylight	36.000	52	16Bet Cet	2.0370	4500.0	72	24138	No
100	GOM_NL__2PRFIN20061012_091650_000000312052_00036_24138_2599.N1	12-OCT-2006 09:16:50	Bright	30.500	140	88Gam Peg	2.8340	26000.	61	24138	No
101	GOM_NL__2PRFIN20061012_092049_000000322052_00036_24138_2600.N1	12-OCT-2006 09:20:49	Bright	31.500	58	21Alp And	2.0730	11000.	63	24138	No

102	GOM_NL__2PRFIN20061012_092900_000000322052_00036_24138_2601.N1	12-OCT-2006 09:29:00	Bright	31.500	68	18Alp Cas	2.2250	4500.0	63	24138	No
103	GOM_NL__2PRFIN20061012_093023_000000502052_00036_24138_2602.N1	12-OCT-2006 09:30:23	Bright	50.000	76	27Gam Cas	2.3000	30000.	100	24138	No
104	GOM_NL__2PRFIN20061012_093749_000000312052_00036_24138_2603.N1	12-OCT-2006 09:37:49	Bright	30.500	49	1Alp UMi	1.9900	6300.0	61	24138	No
105	GOM_NL__2PRFIN20061012_094601_000000312052_00036_24138_2604.N1	12-OCT-2006 09:46:01	Bright	30.500	36	50Alp UMa	1.8000	6300.0	61	24138	No
106	GOM_NL__2PRFIN20061012_094733_000000282052_00036_24138_2605.N1	12-OCT-2006 09:47:33	Bright	28.000	82	48Bet UMa	2.3650	10600.	56	24138	No
107	GOM_NL__2PRFIN20061012_095053_000000282052_00036_24138_2606.N1	12-OCT-2006 09:50:53	Bright	27.500	174	52Psi UMa	3.0040	4400.0	55	24138	No
108	GOM_NL__2PRFIN20061012_095745_000000482052_00036_24138_2607.N1	12-OCT-2006 09:57:45	Bright	47.500	166	17Eps Leo	2.9800	6000.0	95	24138	No
109	GOM_NL__2PRFIN20061012_100056_000000332052_00036_24138_2608.N1	12-OCT-2006 10:00:56	Bright	33.000	22	32Alp Leo	1.3600	15200.	66	24138	No
110	GOM_NL__2PRFIN20061012_100804_000000432052_00036_24138_2609.N1	12-OCT-2006 10:08:04	Dark	43.000	48	30Alp Hya	1.9770	4100.0	86	24138	No
111	GOM_NL__2PRFIN20061012_101739_000000452052_00036_24138_2610.N1	12-OCT-2006 10:17:39	Dark	44.500	65	Lam Vel	2.2040	4400.0	89	24138	No
112	GOM_NL__2PRFIN20061012_102042_000000372052_00036_24138_2611.N1	12-OCT-2006 10:20:42	Dark	37.000	34	Gam2Vel	1.7930	23000.	74	24138	No
113	GOM_NL__2PRFIN20061012_102453_000000372052_00037_24139_2596.N1	12-OCT-2006 10:24:53	Dark	36.500	161	Tau Pup	2.9310	4500.0	73	24139	No
114	GOM_NL__2PRFIN20061012_102615_000000442052_00037_24139_2597.N1	12-OCT-2006 10:26:15	Dark	44.000	2	Alp Car	-0.73600	7000.0	88	24139	No
115	GOM_NL__2PRFIN20061012_103427_000000332052_00037_24139_2598.N1	12-OCT-2006 10:34:27	Dark	32.500	143	Alp Hyi	2.8570	7200.0	65	24139	No
116	GOM_NL__2PRFIN20061012_103554_000000432052_00037_24139_2599.N1	12-OCT-2006 10:35:54	Dark	43.000	9	Alp Eri	0.45300	24000.	86	24139	No
117	GOM_NL__2PRFIN20061012_104739_000000392052_00037_24139_2600.N1	12-OCT-2006 10:47:39	Straylight	38.500	52	16Bet Cet	2.0370	4500.0	77	24139	No
118	GOM_NL__2PRFIN20061012_105725_000000302052_00037_24139_2601.N1	12-OCT-2006 10:57:25	Bright	29.500	140	88Gam Peg	2.8340	26000.	59	24139	No
119	GOM_NL__2PRFIN20061012_110125_000000322052_00037_24139_2602.N1	12-OCT-2006 11:01:25	Bright	31.500	58	21Alp And	2.0730	11000.	63	24139	No
120	GOM_NL__2PRFIN20061012_110936_000000422052_00037_24139_2603.N1	12-OCT-2006 11:09:36	Bright	41.500	68	18Alp Cas	2.2250	4500.0	83	24139	No
121	GOM_NL__2PRFIN20061012_111059_000000332052_00037_24139_2604.N1	12-OCT-2006 11:10:59	Bright	32.500	76	27Gam Cas	2.3000	30000.	65	24139	No
122	GOM_NL__2PRFIN20061012_111825_000000302052_00037_24139_2605.N1	12-OCT-2006 11:18:25	Bright	29.500	49	1Alp UMi	1.9900	6300.0	59	24139	No
123	GOM_NL__2PRFIN20061012_112636_000000282052_00037_24139_2606.N1	12-OCT-2006 11:26:36	Bright	28.000	36	50Alp UMa	1.8000	6300.0	56	24139	No
124	GOM_NL__2PRFIN20061012_112809_000000282052_00037_24139_2607.N1	12-OCT-2006 11:28:09	Bright	27.500	82	48Bet UMa	2.3650	10600.	55	24139	No
125	GOM_NL__2PRFIN20061012_113129_000000302052_00037_24139_2608.N1	12-OCT-2006 11:31:29	Bright	30.000	174	52Psi UMa	3.0040	4400.0	60	24139	No
126	GOM_NL__2PRFIN20061012_113821_000000342052_00037_24139_2609.N1	12-OCT-2006 11:38:21	Bright	34.000	166	17Eps Leo	2.9800	6000.0	68	24139	No
127	GOM_NL__2PRFIN20061012_114133_000000342052_00037_24139_2610.N1	12-OCT-2006 11:41:33	Bright	33.500	22	32Alp Leo	1.3600	15200.	67	24139	No
128	GOM_NL__2PRFIN20061012_114840_000000462052_00037_24139_2611.N1	12-OCT-2006 11:48:40	Dark	46.000	48	30Alp Hya	1.9770	4100.0	92	24139	No
129	GOM_NL__2PRFIN20061012_115816_000000362052_00037_24139_2612.N1	12-OCT-2006 11:58:16	Dark	36.000	65	Lam Vel	2.2040	4400.0	72	24139	No
130	GOM_NL__2PRFIN20061012_120118_000000402052_00037_24139_2613.N1	12-OCT-2006 12:01:18	Dark	40.000	34	Gam2Vel	1.7930	23000.	80	24139	No
131	GOM_NL__2PRFIN20061012_120530_000000392052_00038_24140_2598.N1	12-OCT-2006 12:05:30	Dark	39.000	161	Tau Pup	2.9310	4500.0	78	24140	No
132	GOM_NL__2PRFIN20061012_120652_000000412052_00038_24140_2599.N1	12-OCT-2006 12:06:52	Dark	41.000	2	Alp Car	-0.73600	7000.0	82	24140	No
133	GOM_NL__2PRFIN20061012_121503_000000322052_00038_24140_2600.N1	12-OCT-2006 12:15:03	Dark	32.000	143	Alp Hyi	2.8570	7200.0	64	24140	No
134	GOM_NL__2PRFIN20061012_121630_000000342052_00038_24140_2601.N1	12-OCT-2006 12:16:30	Dark	34.000	9	Alp Eri	0.45300	24000.	68	24140	No
135	GOM_NL__2PRFIN20061012_122815_000000372052_00038_24140_2602.N1	12-OCT-2006 12:28:15	Straylight	36.500	52	16Bet Cet	2.0370	4500.0	73	24140	No
136	GOM_NL__2PRFIN20061012_123801_000000312052_00038_24140_2603.N1	12-OCT-2006 12:38:01	Bright	30.500	140	88Gam Peg	2.8340	26000.	61	24140	No
137	GOM_NL__2PRFIN20061012_124201_000000312052_00038_24140_2604.N1	12-OCT-2006 12:42:01	Bright	30.500	58	21Alp And	2.0730	11000.	61	24140	No
138	GOM_NL__2PRFIN20061012_125011_000000332052_00038_24140_2605.N1	12-OCT-2006 12:50:11	Bright	33.000	68	18Alp Cas	2.2250	4500.0	66	24140	No
139	GOM_NL__2PRFIN20061012_125134_000000322052_00038_24140_2606.N1	12-OCT-2006 12:51:34	Bright	32.000	76	27Gam Cas	2.3000	30000.	64	24140	No
140	GOM_NL__2PRFIN20061012_125901_000000292052_00038_24140_2607.N1	12-OCT-2006 12:59:01	Bright	29.000	49	1Alp UMi	1.9900	6300.0	58	24140	No
141	GOM_NL__2PRFIN20061012_130712_000000472052_00038_24140_2608.N1	12-OCT-2006 13:07:12	Bright	47.000	36	50Alp UMa	1.8000	6300.0	94	24140	No
142	GOM_NL__2PRFIN20061012_130845_000000292052_00038_24140_2609.N1	12-OCT-2006 13:08:45	Bright	28.500	82	48Bet UMa	2.3650	10600.	57	24140	No
143	GOM_NL__2PRFIN20061012_131205_000000292052_00038_24140_2610.N1	12-OCT-2006 13:12:05	Bright	28.500	174	52Psi UMa	3.0040	4400.0	57	24140	No
144	GOM_NL__2PRFIN20061012_131857_000000352052_00038_24140_2611.N1	12-OCT-2006 13:18:57	Bright	34.500	166	17Eps Leo	2.9800	6000.0	69	24140	No
145	GOM_NL__2PRFIN20061012_132209_000000342052_00038_24140_2612.N1	12-OCT-2006 13:22:09	Bright	33.500	22	32Alp Leo	1.3600	15200.	67	24140	No
146	GOM_NL__2PRFIN20061012_132917_000000452052_00038_24140_2613.N1	12-OCT-2006 13:29:17	Dark	45.000	48	30Alp Hya	1.9770	4100.0	90	24140	No
147	GOM_NL__2PRFIN20061012_133852_000000442052_00038_24140_2614.N1	12-OCT-2006 13:38:52	Dark	44.000	65	Lam Vel	2.2040	4400.0	88	24140	No
148	GOM_NL__2PRFIN20061012_134155_000000362052_00038_24140_2615.N1	12-OCT-2006 13:41:55	Dark	36.000	34	Gam2Vel	1.7930	23000.	72	24140	No
149	GOM_NL__2PRFIN20061012_134607_000000382052_00039_24141_2600.N1	12-OCT-2006 13:46:07	Dark	38.000	161	Tau Pup	2.9310	4500.0	76	24141	No
150	GOM_NL__2PRFIN20061012_134729_000000432052_00039_24141_2601.N1	12-OCT-2006 13:47:29	Dark	42.500	2	Alp Car	-0.73600	7000.0	85	24141	No
151	GOM_NL__2PRFIN20061012_135539_000000332052_00039_24141_2602.N1	12-OCT-2006 13:55:39	Dark	32.500	143	Alp Hyi	2.8570	7200.0	65	24141	No
152	GOM_NL__2PRFIN20061012_135706_000000422052_00039_24141_2603.N1	12-OCT-2006 13:57:06	Dark	42.000	9	Alp Eri	0.45300	24000.	84	24141	No
153	GOM_NL__2PRFIN20061012_140851_000000382052_00039_24141_2604.N1	12-OCT-2006 14:08:51	Straylight	38.000	52	16Bet Cet	2.0370	4500.0	76	24141	No
154	GOM_NL__2PRFIN20061012_141837_000000312052_00039_24141_2605.N1	12-OCT-2006 14:18:37	Bright	31.000	140	88Gam Peg	2.8340	26000.	62	24141	No
155	GOM_NL__2PRFIN20061012_142236_000000302052_00039_24141_2606.N1	12-OCT-2006 14:22:36	Bright	30.000	58	21Alp And	2.0730	11000.	60	24141	No
156	GOM_NL__2PRFIN20061012_143047_000000342052_00039_24141_2607.N1	12-OCT-2006 14:30:47	Bright	34.000	68	18Alp Cas	2.2250	4500.0	68	24141	No
157	GOM_NL__2PRFIN20061012_143210_000000312052_00039_24141_2608.N1	12-OCT-2006 14:32:10	Bright	31.000	76	27Gam Cas	2.3000	30000.	62	24141	No
158	GOM_NL__2PRFIN20061012_143938_000000282052_00039_24141_2609.N1	12-OCT-2006 14:39:38	Bright	27.500	49	1Alp UMi	1.9900	6300.0	55	24141	No
159	GOM_NL__2PRFIN20061012_144748_000000312052_00039_24141_2610.N1	12-OCT-2006 14:47:48	Bright	31.000	36	50Alp UMa	1.8000	6300.0	62	24141	No
160	GOM_NL__2PRFIN20061012_144921_000000292052_00039_24141_2611.N1	12-OCT-2006 14:49:21	Bright	28.500	82	48Bet UMa	2.3650	10600.	57	24141	No

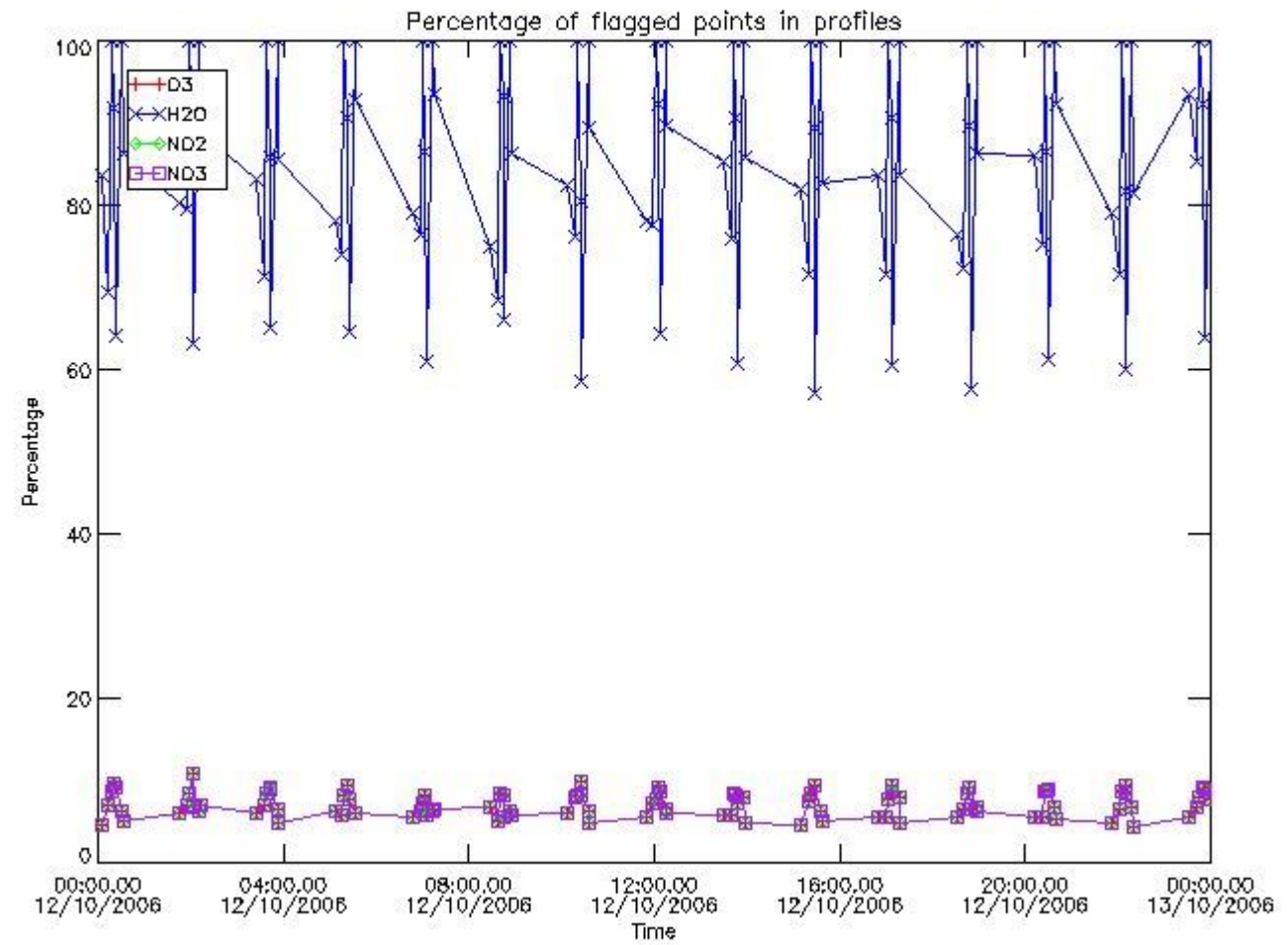
161	GOM_NL__2PRFIN20061012_145242_000000292052_00039_24141_2612.N1	12-OCT-2006 14:52:42	Bright	29.000	174	52Psi UMa	3.0040	4400.0	58	24141	No
162	GOM_NL__2PRFIN20061012_145933_000000362052_00039_24141_2613.N1	12-OCT-2006 14:59:33	Bright	35.500	166	17Eps Leo	2.9800	6000.0	71	24141	No
163	GOM_NL__2PRFIN20061012_150245_000000502052_00039_24141_2614.N1	12-OCT-2006 15:02:45	Bright	50.000	22	32Alp Leo	1.3600	15200.	100	24141	No
164	GOM_NL__2PRFIN20061012_150954_000000452052_00039_24141_2615.N1	12-OCT-2006 15:09:54	Dark	44.500	48	30Alp Hya	1.9770	4100.0	89	24141	No
165	GOM_NL__2PRFIN20061012_151929_000000342052_00039_24141_2616.N1	12-OCT-2006 15:19:29	Dark	34.000	65	Lam Vel	2.2040	4400.0	68	24141	No
166	GOM_NL__2PRFIN20061012_152232_000000372052_00039_24141_2617.N1	12-OCT-2006 15:22:32	Dark	36.500	34	Gam2Vel	1.7930	23000.	73	24141	No
167	GOM_NL__2PRFIN20061012_152643_000000392052_00040_24142_2601.N1	12-OCT-2006 15:26:43	Dark	38.500	161	Tau Pup	2.9310	4500.0	77	24142	No
168	GOM_NL__2PRFIN20061012_152805_000000442052_00040_24142_2602.N1	12-OCT-2006 15:28:05	Dark	43.500	2	Alp Car	-0.73600	7000.0	87	24142	No
169	GOM_NL__2PRFIN20061012_153616_000000332052_00040_24142_2603.N1	12-OCT-2006 15:36:16	Dark	32.500	143	Alp Hyi	2.8570	7200.0	65	24142	No
170	GOM_NL__2PRFIN20061012_153743_000000412052_00040_24142_2604.N1	12-OCT-2006 15:37:43	Dark	40.500	9	Alp Eri	0.45300	24000.	81	24142	No
171	GOM_NL__2PRFIN20061012_154926_000000402052_00040_24142_2605.N1	12-OCT-2006 15:49:26	Straylight	39.500	52	16Bet Cet	2.0370	4500.0	79	24142	No
172	GOM_NL__2PRFIN20061012_155913_000000302052_00040_24142_2606.N1	12-OCT-2006 15:59:13	Bright	30.000	140	88Gam Peg	2.8340	26000.	60	24142	No
173	GOM_NL__2PRFIN20061012_160312_000000302052_00040_24142_2607.N1	12-OCT-2006 16:03:12	Bright	30.000	58	21Alp And	2.0730	11000.	60	24142	No
174	GOM_NL__2PRFIN20061012_161123_000000322052_00040_24142_2608.N1	12-OCT-2006 16:11:23	Bright	31.500	68	18Alp Cas	2.2250	4500.0	63	24142	No
175	GOM_NL__2PRFIN20061012_161246_000000312052_00040_24142_2609.N1	12-OCT-2006 16:12:46	Bright	31.000	76	27Gam Cas	2.3000	30000.	62	24142	No
176	GOM_NL__2PRFIN20061012_162013_000000292052_00040_24142_2610.N1	12-OCT-2006 16:20:13	Bright	29.000	49	1Alp UMi	1.9900	6300.0	58	24142	No
177	GOM_NL__2PRFIN20061012_162824_000000322052_00040_24142_2611.N1	12-OCT-2006 16:28:24	Bright	32.000	36	50Alp UMa	1.8000	6300.0	64	24142	No
178	GOM_NL__2PRFIN20061012_162957_000000292052_00040_24142_2612.N1	12-OCT-2006 16:29:57	Bright	29.000	82	48Bet UMa	2.3650	10600.	58	24142	No
179	GOM_NL__2PRFIN20061012_163318_000000462052_00040_24142_2613.N1	12-OCT-2006 16:33:18	Bright	46.000	174	52Psi UMa	3.0040	4400.0	92	24142	No
180	GOM_NL__2PRFIN20061012_164010_000000332052_00040_24142_2614.N1	12-OCT-2006 16:40:10	Bright	32.500	166	17Eps Leo	2.9800	6000.0	65	24142	No
181	GOM_NL__2PRFIN20061012_164321_000000502052_00040_24142_2615.N1	12-OCT-2006 16:43:21	Bright	50.000	22	32Alp Leo	1.3600	15200.	100	24142	No
182	GOM_NL__2PRFIN20061012_165030_000000462052_00040_24142_2616.N1	12-OCT-2006 16:50:30	Dark	46.000	48	30Alp Hya	1.9770	4100.0	92	24142	No
183	GOM_NL__2PRFIN20061012_170005_000000382052_00040_24142_2617.N1	12-OCT-2006 17:00:05	Dark	37.500	65	Lam Vel	2.2040	4400.0	75	24142	No
184	GOM_NL__2PRFIN20061012_170308_000000402052_00040_24142_2618.N1	12-OCT-2006 17:03:08	Dark	40.000	34	Gam2Vel	1.7930	23000.	80	24142	No
185	GOM_NL__2PRFIN20061012_170720_000000382052_00041_24143_2602.N1	12-OCT-2006 17:07:20	Dark	38.000	161	Tau Pup	2.9310	4500.0	76	24143	No
186	GOM_NL__2PRFIN20061012_170842_000000412052_00041_24143_2603.N1	12-OCT-2006 17:08:42	Dark	41.000	2	Alp Car	-0.73600	7000.0	82	24143	No
187	GOM_NL__2PRFIN20061012_171652_000000332052_00041_24143_2604.N1	12-OCT-2006 17:16:52	Dark	32.500	143	Alp Hyi	2.8570	7200.0	65	24143	No
188	GOM_NL__2PRFIN20061012_171819_000000432052_00041_24143_2605.N1	12-OCT-2006 17:18:19	Dark	42.500	9	Alp Eri	0.45300	24000.	85	24143	No
189	GOM_NL__2PRFIN20061012_173003_000000402052_00041_24143_2606.N1	12-OCT-2006 17:30:03	Straylight	39.500	52	16Bet Cet	2.0370	4500.0	79	24143	No
190	GOM_NL__2PRFIN20061012_173949_000000322052_00041_24143_2607.N1	12-OCT-2006 17:39:49	Bright	31.500	140	88Gam Peg	2.8340	26000.	63	24143	No
191	GOM_NL__2PRFIN20061012_174348_000000322052_00041_24143_2608.N1	12-OCT-2006 17:43:48	Bright	31.500	58	21Alp And	2.0730	11000.	63	24143	No
192	GOM_NL__2PRFIN20061012_175158_000000322052_00041_24143_2609.N1	12-OCT-2006 17:51:58	Bright	32.000	68	18Alp Cas	2.2250	4500.0	64	24143	No
193	GOM_NL__2PRFIN20061012_175321_000000322052_00041_24143_2610.N1	12-OCT-2006 17:53:21	Bright	32.000	76	27Gam Cas	2.3000	30000.	64	24143	No
194	GOM_NL__2PRFIN20061012_180050_000000472052_00041_24143_2611.N1	12-OCT-2006 18:00:50	Bright	47.000	49	1Alp UMi	1.9900	6300.0	94	24143	No
195	GOM_NL__2PRFIN20061012_180900_000000322052_00041_24143_2612.N1	12-OCT-2006 18:09:00	Bright	31.500	36	50Alp UMa	1.8000	6300.0	63	24143	No
196	GOM_NL__2PRFIN20061012_181033_000000282052_00041_24143_2613.N1	12-OCT-2006 18:10:33	Bright	28.000	82	48Bet UMa	2.3650	10600.	56	24143	No
197	GOM_NL__2PRFIN20061012_181354_000000302052_00041_24143_2614.N1	12-OCT-2006 18:13:54	Bright	29.500	174	52Psi UMa	3.0040	4400.0	59	24143	No
198	GOM_NL__2PRFIN20061012_182046_000000352052_00041_24143_2615.N1	12-OCT-2006 18:20:46	Bright	34.500	166	17Eps Leo	2.9800	6000.0	69	24143	No
199	GOM_NL__2PRFIN20061012_182357_000000502052_00041_24143_2616.N1	12-OCT-2006 18:23:57	Bright	50.000	22	32Alp Leo	1.3600	15200.	100	24143	No
200	GOM_NL__2PRFIN20061012_183106_000000472052_00041_24143_2617.N1	12-OCT-2006 18:31:06	Dark	47.000	48	30Alp Hya	1.9770	4100.0	94	24143	No
201	GOM_NL__2PRFIN20061012_184042_000000402052_00041_24143_2618.N1	12-OCT-2006 18:40:42	Dark	40.000	65	Lam Vel	2.2040	4400.0	80	24143	No
202	GOM_NL__2PRFIN20061012_184345_000000362052_00041_24143_2619.N1	12-OCT-2006 18:43:45	Dark	36.000	34	Gam2Vel	1.7930	23000.	72	24143	No
203	GOM_NL__2PRFIN20061012_184757_000000392052_00042_24144_2603.N1	12-OCT-2006 18:47:57	Dark	39.000	161	Tau Pup	2.9310	4500.0	78	24144	No
204	GOM_NL__2PRFIN20061012_184919_000000472052_00042_24144_2604.N1	12-OCT-2006 18:49:19	Dark	46.500	2	Alp Car	-0.73600	7000.0	93	24144	No
205	GOM_NL__2PRFIN20061012_185728_000000312052_00042_24144_2605.N1	12-OCT-2006 18:57:28	Dark	31.000	143	Alp Hyi	2.8570	7200.0	62	24144	No
206	GOM_NL__2PRFIN20061012_185855_000000332052_00042_24144_2606.N1	12-OCT-2006 18:58:55	Dark	32.500	9	Alp Eri	0.45300	24000.	65	24144	No
207	GOM_NL__2PRFIN20061012_191039_000000372052_00042_24144_2607.N1	12-OCT-2006 19:10:39	Straylight	36.500	52	16Bet Cet	2.0370	4500.0	73	24144	No
208	GOM_NL__2PRFIN20061012_192024_000000302052_00042_24144_2608.N1	12-OCT-2006 19:20:24	Bright	30.000	140	88Gam Peg	2.8340	26000.	60	24144	No
209	GOM_NL__2PRFIN20061012_192424_000000312052_00042_24144_2609.N1	12-OCT-2006 19:24:24	Bright	31.000	58	21Alp And	2.0730	11000.	62	24144	No
210	GOM_NL__2PRFIN20061012_193234_000000332052_00042_24144_2610.N1	12-OCT-2006 19:32:34	Bright	33.000	68	18Alp Cas	2.2250	4500.0	66	24144	No
211	GOM_NL__2PRFIN20061012_193357_000000332052_00042_24144_2611.N1	12-OCT-2006 19:33:57	Bright	32.500	76	27Gam Cas	2.3000	30000.	65	24144	No
212	GOM_NL__2PRFIN20061012_194126_000000292052_00042_24144_2612.N1	12-OCT-2006 19:41:26	Bright	29.000	49	1Alp UMi	1.9900	6300.0	58	24144	No
213	GOM_NL__2PRFIN20061012_194936_000000322052_00042_24144_2613.N1	12-OCT-2006 19:49:36	Bright	31.500	36	50Alp UMa	1.8000	6300.0	63	24144	No
214	GOM_NL__2PRFIN20061012_195109_000000302052_00042_24144_2614.N1	12-OCT-2006 19:51:09	Bright	30.000	82	48Bet UMa	2.3650	10600.	60	24144	No
215	GOM_NL__2PRFIN20061012_195430_000000462052_00042_24144_2615.N1	12-OCT-2006 19:54:30	Bright	46.000	174	52Psi UMa	3.0040	4400.0	92	24144	No
216	GOM_NL__2PRFIN20061012_200122_000000362052_00042_24144_2616.N1	12-OCT-2006 20:01:22	Bright	35.500	166	17Eps Leo	2.9800	6000.0	71	24144	No
217	GOM_NL__2PRFIN20061012_200434_000000502052_00042_24144_2617.N1	12-OCT-2006 20:04:34	Bright	50.000	22	32Alp Leo	1.3600	15200.	100	24144	No
218	GOM_NL__2PRFIN20061012_201143_000000472052_00042_24144_2618.N1	12-OCT-2006 20:11:43	Dark	47.000	48	30Alp Hya	1.9770	4100.0	94	24144	No
219	GOM_NL__2PRFIN20061012_202118_000000472052_00042_24144_2619.N1	12-OCT-2006 20:21:18	Dark	47.000	65	Lam Vel	2.2040	4400.0	94	24144	No

220	GOM_NL__2PRFIN20061012_202422_000000362052_00042_24144_2620.N1	12-OCT-2006 20:24:22	Dark	35.500	34	Gam2Vel	1.7930	23000.	71	24144	No
221	GOM_NL__2PRFIN20061012_202834_000000412052_00043_24145_2623.N1	12-OCT-2006 20:28:34	Dark	41.000	161	Tau Pup	2.9310	4500.0	82	24145	No
222	GOM_NL__2PRFIN20061012_202956_000000412052_00043_24145_2624.N1	12-OCT-2006 20:29:56	Dark	40.500	2	Alp Car	-0.73600	7000.0	81	24145	No
223	GOM_NL__2PRFIN20061012_203804_000000312052_00043_24145_2625.N1	12-OCT-2006 20:38:04	Dark	31.000	143	Alp Hyi	2.8570	7200.0	62	24145	No
224	GOM_NL__2PRFIN20061012_203931_000000392052_00043_24145_2626.N1	12-OCT-2006 20:39:31	Dark	39.000	9	Alp Eri	0.45300	24000.	78	24145	No
225	GOM_NL__2PRFIN20061012_205115_000000382052_00043_24145_2627.N1	12-OCT-2006 20:51:15	Straylight	38.000	52	16Bet Cet	2.0370	4500.0	76	24145	No
226	GOM_NL__2PRFIN20061012_210100_000000312052_00043_24145_2628.N1	12-OCT-2006 21:01:00	Bright	30.500	140	88Gam Peg	2.8340	26000.	61	24145	No
227	GOM_NL__2PRFIN20061012_210500_000000312052_00043_24145_2629.N1	12-OCT-2006 21:05:00	Bright	31.000	58	21Alp And	2.0730	11000.	62	24145	No
228	GOM_NL__2PRFIN20061012_211310_000000332052_00043_24145_2630.N1	12-OCT-2006 21:13:10	Bright	33.000	68	18Alp Cas	2.2250	4500.0	66	24145	No
229	GOM_NL__2PRFIN20061012_211433_000000322052_00043_24145_2631.N1	12-OCT-2006 21:14:33	Bright	32.000	76	27Gam Cas	2.3000	30000.	64	24145	No
230	GOM_NL__2PRFIN20061012_212202_000000302052_00043_24145_2632.N1	12-OCT-2006 21:22:02	Bright	29.500	49	1Alp UMi	1.9900	6300.0	59	24145	No
231	GOM_NL__2PRFIN20061012_213012_000000322052_00043_24145_2633.N1	12-OCT-2006 21:30:12	Bright	32.000	36	50Alp UMa	1.8000	6300.0	64	24145	No
232	GOM_NL__2PRFIN20061012_213145_000000312052_00043_24145_2634.N1	12-OCT-2006 21:31:45	Bright	30.500	82	48Bet UMa	2.3650	10600.	61	24145	No
233	GOM_NL__2PRFIN20061012_213506_000000442052_00043_24145_2635.N1	12-OCT-2006 21:35:06	Bright	43.500	174	52Psi UMa	3.0040	4400.0	87	24145	No
234	GOM_NL__2PRFIN20061012_214158_000000352052_00043_24145_2636.N1	12-OCT-2006 21:41:58	Bright	34.500	166	17Eps Leo	2.9800	6000.0	69	24145	No
235	GOM_NL__2PRFIN20061012_214510_000000342052_00043_24145_2637.N1	12-OCT-2006 21:45:10	Bright	33.500	22	32Alp Leo	1.3600	15200.	67	24145	No
236	GOM_NL__2PRFIN20061012_215220_000000442052_00043_24145_2638.N1	12-OCT-2006 21:52:20	Dark	43.500	48	30Alp Hya	1.9770	4100.0	87	24145	No
237	GOM_NL__2PRFIN20061012_220154_000000392052_00043_24145_2639.N1	12-OCT-2006 22:01:54	Dark	39.000	65	Lam Vel	2.2040	4400.0	78	24145	No
238	GOM_NL__2PRFIN20061012_220458_000000362052_00043_24145_2640.N1	12-OCT-2006 22:04:58	Dark	35.500	34	Gam2Vel	1.7930	23000.	71	24145	No
239	GOM_NL__2PRFIN20061012_220910_000000392052_00044_24146_2626.N1	12-OCT-2006 22:09:10	Dark	38.500	161	Tau Pup	2.9310	4500.0	77	24146	No
240	GOM_NL__2PRFIN20061012_221033_000000432052_00044_24146_2627.N1	12-OCT-2006 22:10:33	Dark	43.000	2	Alp Car	-0.73600	7000.0	86	24146	No
241	GOM_NL__2PRFIN20061012_221840_000000312052_00044_24146_2628.N1	12-OCT-2006 22:18:40	Dark	31.000	143	Alp Hyi	2.8570	7200.0	62	24146	No
242	GOM_NL__2PRFIN20061012_222008_000000352052_00044_24146_2629.N1	12-OCT-2006 22:20:08	Dark	35.000	9	Alp Eri	0.45300	24000.	70	24146	No
243	GOM_NL__2PRFIN20061012_223151_000000372052_00044_24146_2630.N1	12-OCT-2006 22:31:51	Straylight	37.000	52	16Bet Cet	2.0370	4500.0	74	24146	No
244	GOM_NL__2PRFIN20061012_224136_000000322052_00044_24146_2631.N1	12-OCT-2006 22:41:36	Bright	32.000	140	88Gam Peg	2.8340	26000.	64	24146	No
245	GOM_NL__2PRFIN20061012_224535_000000322052_00044_24146_2632.N1	12-OCT-2006 22:45:35	Bright	31.500	58	21Alp And	2.0730	11000.	63	24146	No
246	GOM_NL__2PRFIN20061012_225345_000000322052_00044_24146_2633.N1	12-OCT-2006 22:53:45	Bright	31.500	68	18Alp Cas	2.2250	4500.0	63	24146	No
247	GOM_NL__2PRFIN20061012_225509_000000322052_00044_24146_2634.N1	12-OCT-2006 22:55:09	Bright	32.000	76	27Gam Cas	2.3000	30000.	64	24146	No
248	GOM_NL__2PRFIN20061012_230237_000000272052_00044_24146_2635.N1	12-OCT-2006 23:02:37	Bright	26.500	49	1Alp UMi	1.9900	6300.0	53	24146	No
249	GOM_NL__2PRFIN20061012_231048_000000322052_00044_24146_2636.N1	12-OCT-2006 23:10:48	Bright	32.000	36	50Alp UMa	1.8000	6300.0	64	24146	No
250	GOM_NL__2PRFIN20061012_231221_000000302052_00044_24146_2637.N1	12-OCT-2006 23:12:21	Bright	29.500	82	48Bet UMa	2.3650	10600.	59	24146	No
251	GOM_NL__2PRFIN20061012_231542_000000462052_00044_24146_2638.N1	12-OCT-2006 23:15:42	Bright	46.000	174	52Psi UMa	3.0040	4400.0	92	24146	No
252	GOM_NL__2PRFIN20061012_232234_000000342052_00044_24146_2639.N1	12-OCT-2006 23:22:34	Bright	33.500	166	17Eps Leo	2.9800	6000.0	67	24146	No
253	GOM_NL__2PRFIN20061012_232546_000000352052_00044_24146_2640.N1	12-OCT-2006 23:25:46	Bright	34.500	22	32Alp Leo	1.3600	15200.	69	24146	No
254	GOM_NL__2PRFIN20061012_233257_000000472052_00044_24146_2641.N1	12-OCT-2006 23:32:57	Dark	46.500	48	30Alp Hya	1.9770	4100.0	93	24146	No
255	GOM_NL__2PRFIN20061012_234231_000000382052_00044_24146_2642.N1	12-OCT-2006 23:42:31	Dark	38.000	65	Lam Vel	2.2040	4400.0	76	24146	No
256	GOM_NL__2PRFIN20061012_234535_000000392052_00044_24146_2643.N1	12-OCT-2006 23:45:35	Dark	38.500	34	Gam2Vel	1.7930	23000.	77	24146	No
257	GOM_NL__2PRFIN20061012_234947_000000392052_00045_24147_2628.N1	12-OCT-2006 23:49:47	Dark	39.000	161	Tau Pup	2.9310	4500.0	78	24147	No
258	GOM_NL__2PRFIN20061012_235109_000000412052_00045_24147_2629.N1	12-OCT-2006 23:51:09	Dark	40.500	2	Alp Car	-0.73600	7000.0	81	24147	No
259	GOM_NL__2PRFIN20061012_235917_000000332052_00045_24147_2630.N1	12-OCT-2006 23:59:17	Dark	33.000	143	Alp Hyi	2.8570	7200.0	66	24147	No

3. Quality information per product

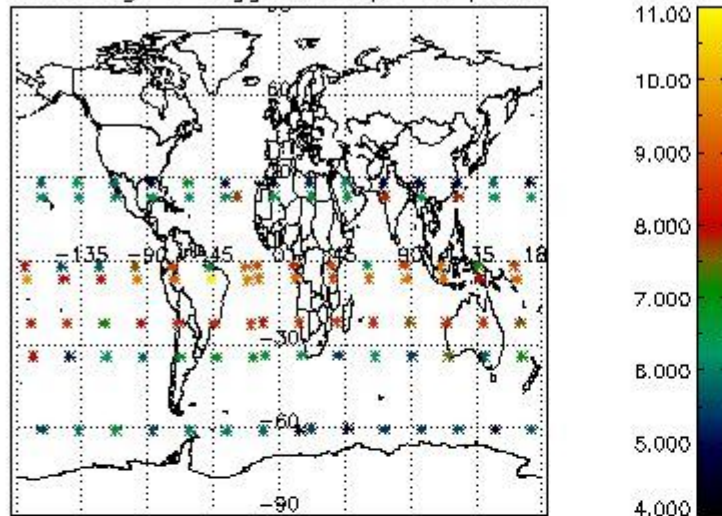
In this section it is plotted some information contained in the Quality Summary data set of the level 2 products. Only products in dark limb conditions and without errors (error flag in the MPH set to "0") are used.

3.1 Plot quality information per product (time dependant)

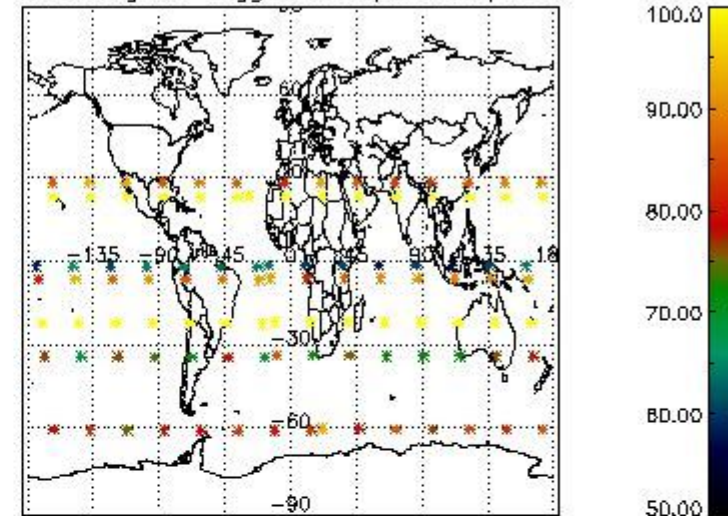


3.2 Plot quality information per product (world map)

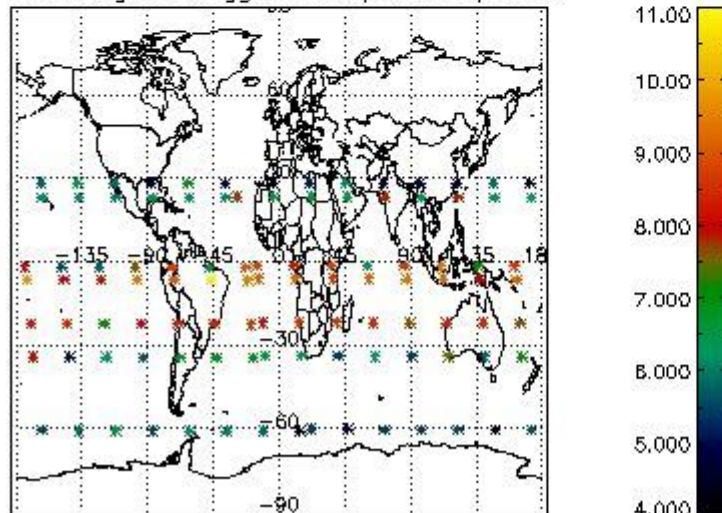
Percentage of flagged data per O3 profile



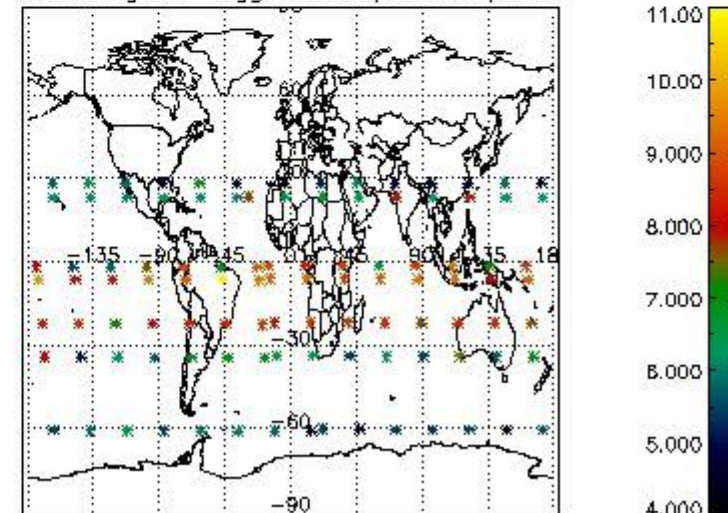
Percentage of flagged data per H2O profile



Percentage of flagged data per NO2 profile



Percentage of flagged data per NO3 profile

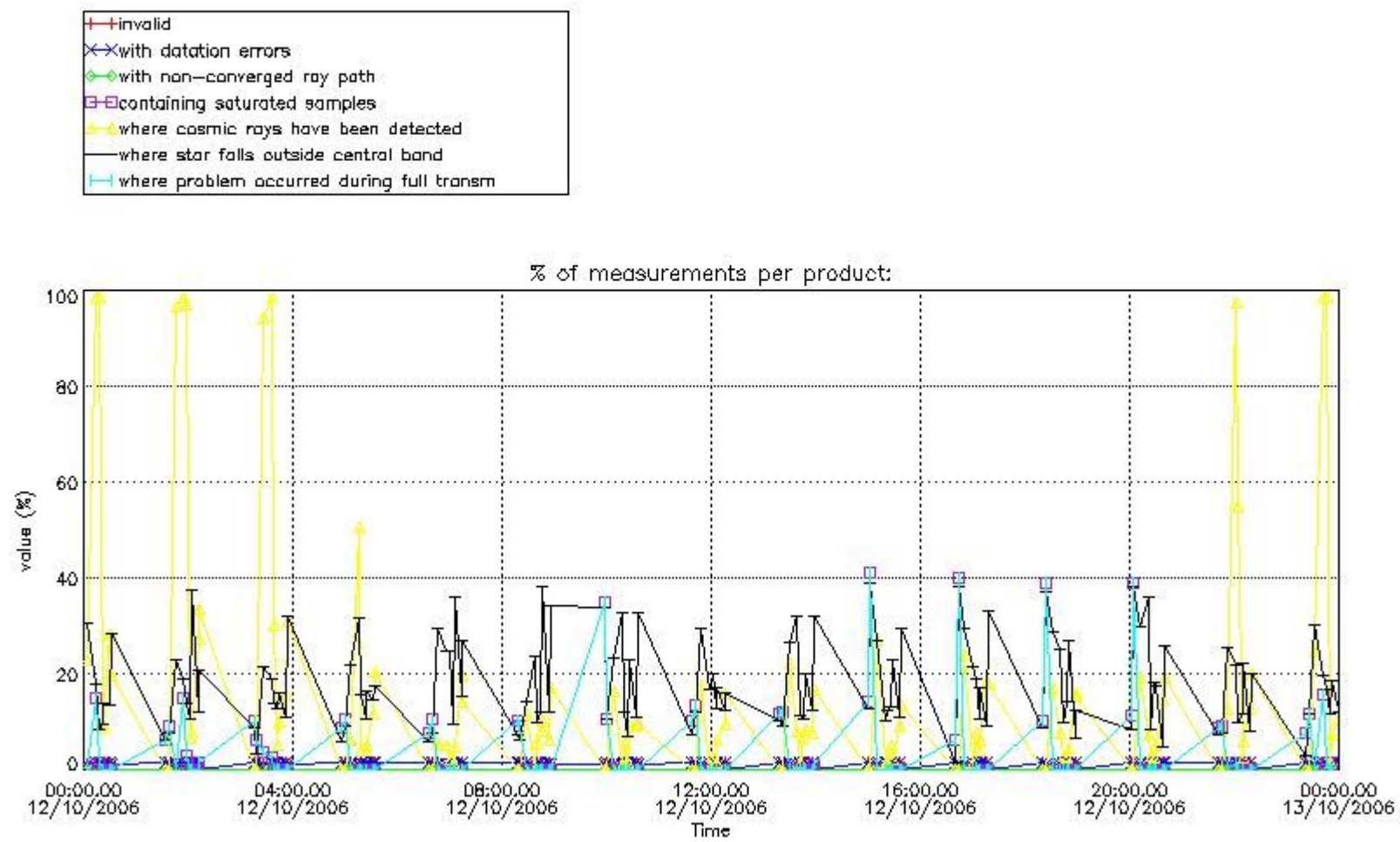


4. Level 1 quality information per product

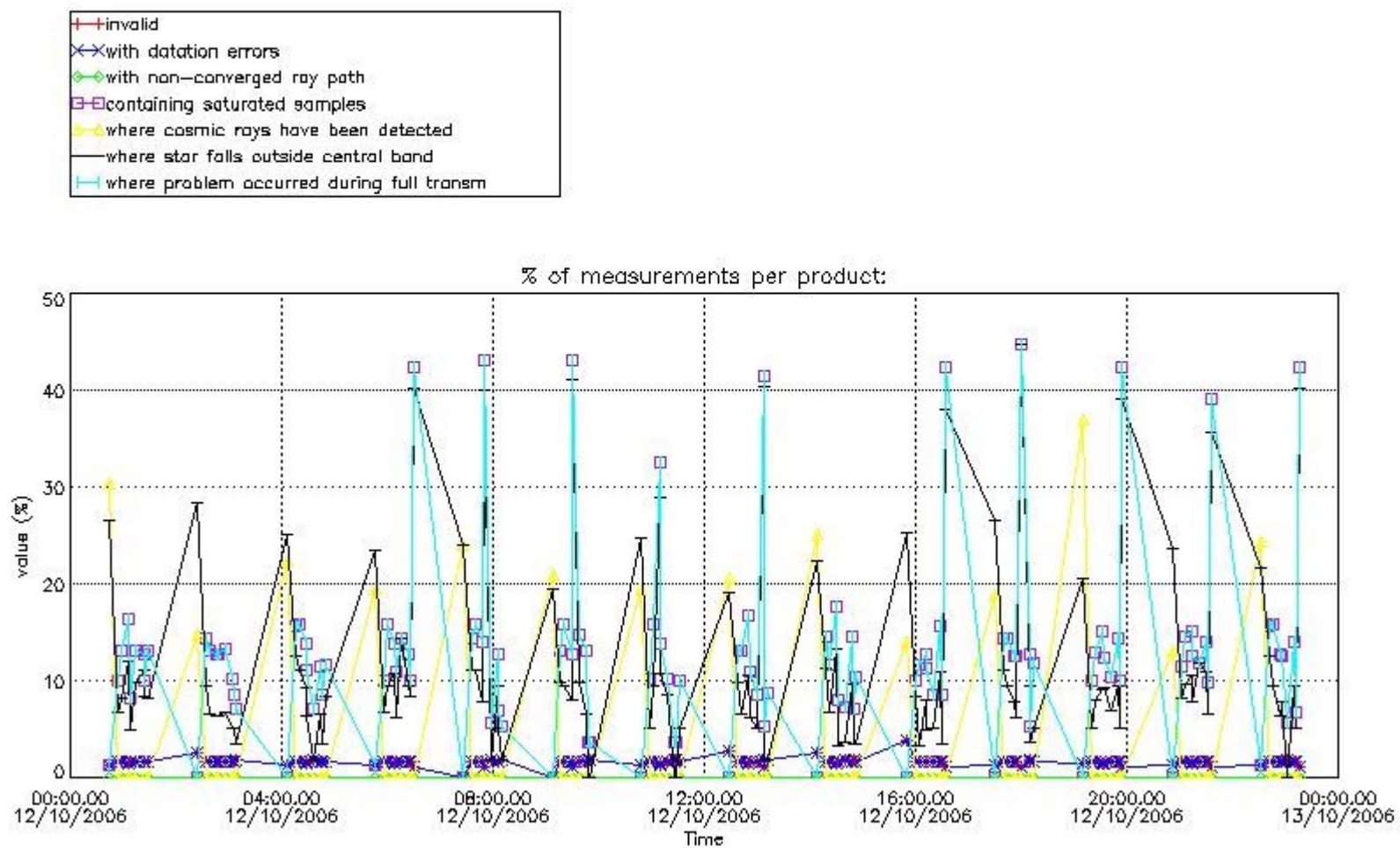
In this section it is plotted some information contained in the Quality Summary data set of the level 2 products that comes from the level 1b processing. Products without errors (error flag in the MPH set to "0") are used.

4.1 Plot quality information per product (time dependant) coming from level 1b processing

4.1.1 Plot level 1 quality information per product (time dependant): ENVISAT ASCENDING passes



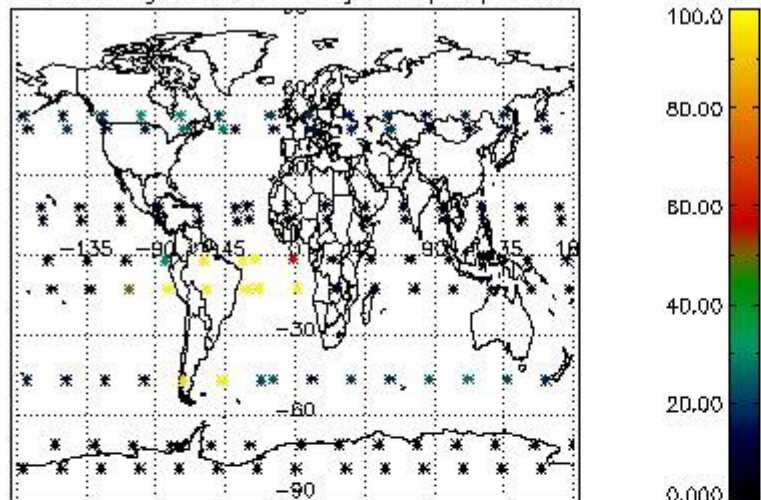
4.1.2 Plot level 1 quality information per product (time dependant): ENVISAT DESCENDING passes



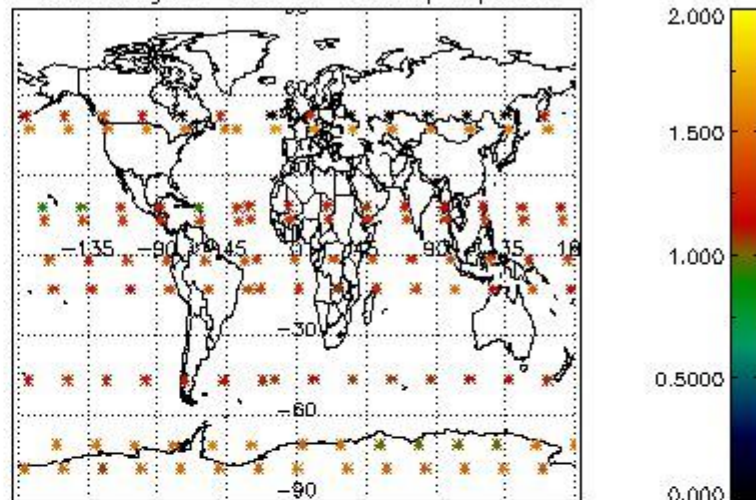
4.2 Plot quality information per product coming from level 1b processing (world map)

4.2.1 Plot level 1 quality information per product (world map): ENVISAT ASCENDING passes

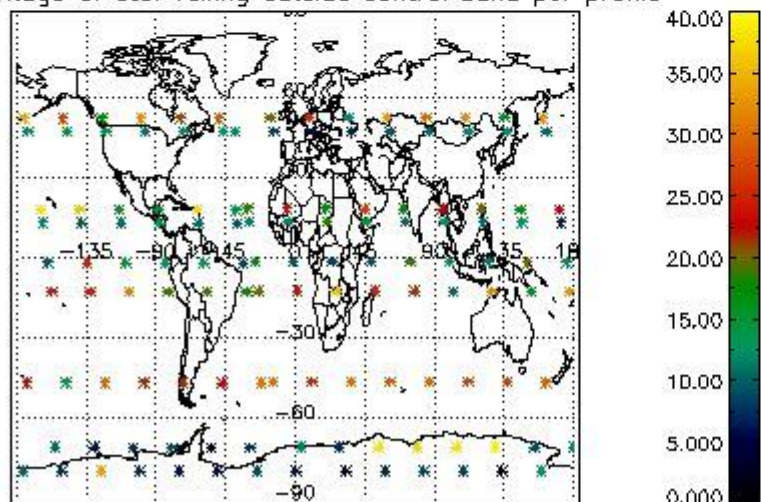
Percentage of cosmic ray hits per profile



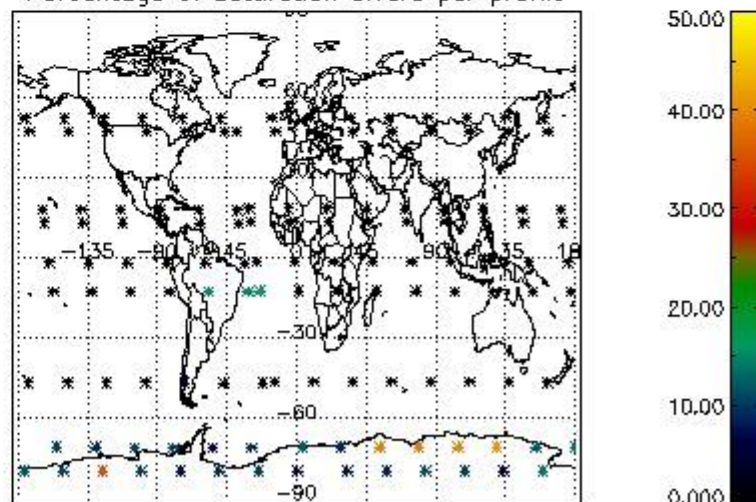
Percentage of datation errors per profile



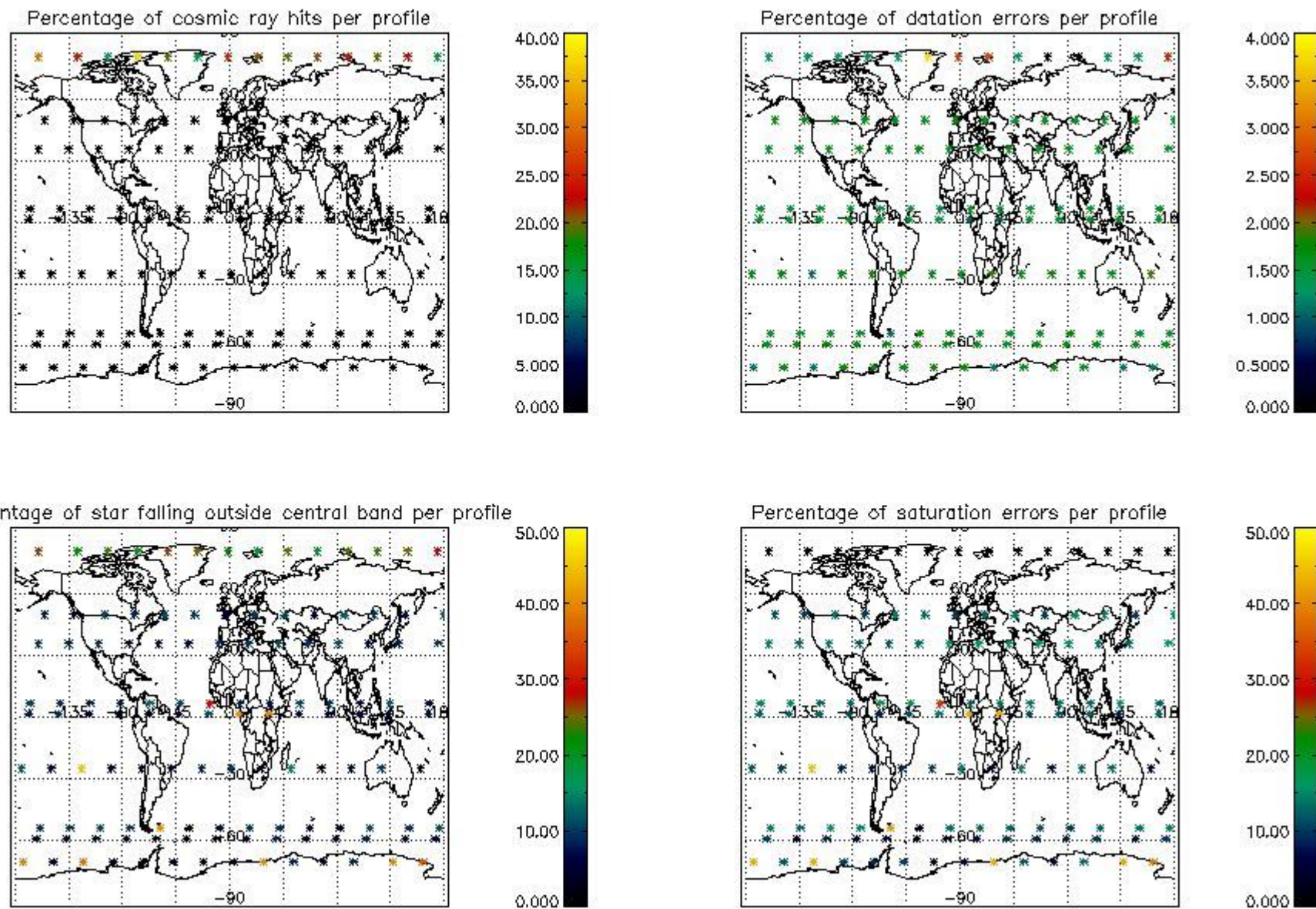
Percentage of star falling outside central band per profile



Percentage of saturation errors per profile



4.2.2 Plot level 1 quality information per product (world map): ENVISAT DESCENDING passes



5. Trace gas profiles

5.1 Ozone statistics based on quality of products

The final quality of the products can be "measured" using the STD (Standard Deviation) attached to every point profile. This information is written to the parameter GOM_NL__2P/NL_LOCAL_SPECIES_DENSITY/o3_std of the level 2 products. The table below shows the statistics for given STD ranges.

The statistics are given with respect to the overall valid production:

- Products without fatal errors: GOM_NL__2P/MPH/PRODUCT_ERR=0
- Valid point profile: GOM_NL__2P/NL_LOCAL_SPECIES_DENSITY/pcd(0)=0

The 'Criteria' is applied to valid points of dark limb products:

- Products in dark limb illumination condition: GOM_NL__2P/NL_SUMMARY_QUALITY/obs_ill_cond=0
- Products without fatal errors: GOM_NL__2P/MPH/PRODUCT_ERR=0
- Valid point profile: GOM_NL__2P/NL_LOCAL_SPECIES_DENSITY/pcd(0)=0

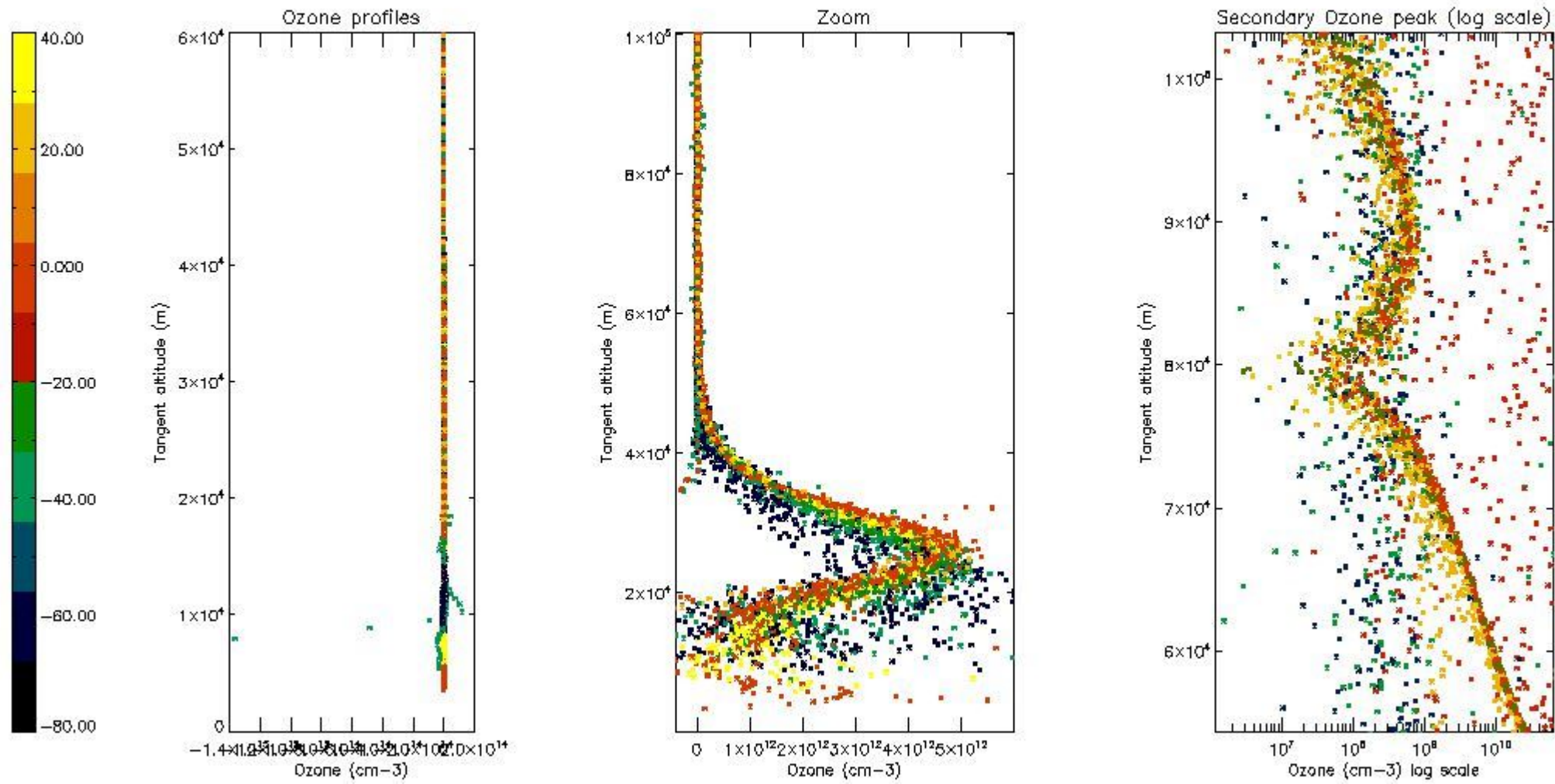
So, the table below shows the percentage of dark limb and valid observations for each criteria with respect to the overall valid daily observations.

Criteria	% of total production
All STD	45
STD < 20	24

STD < 10	18
STD < 5	12

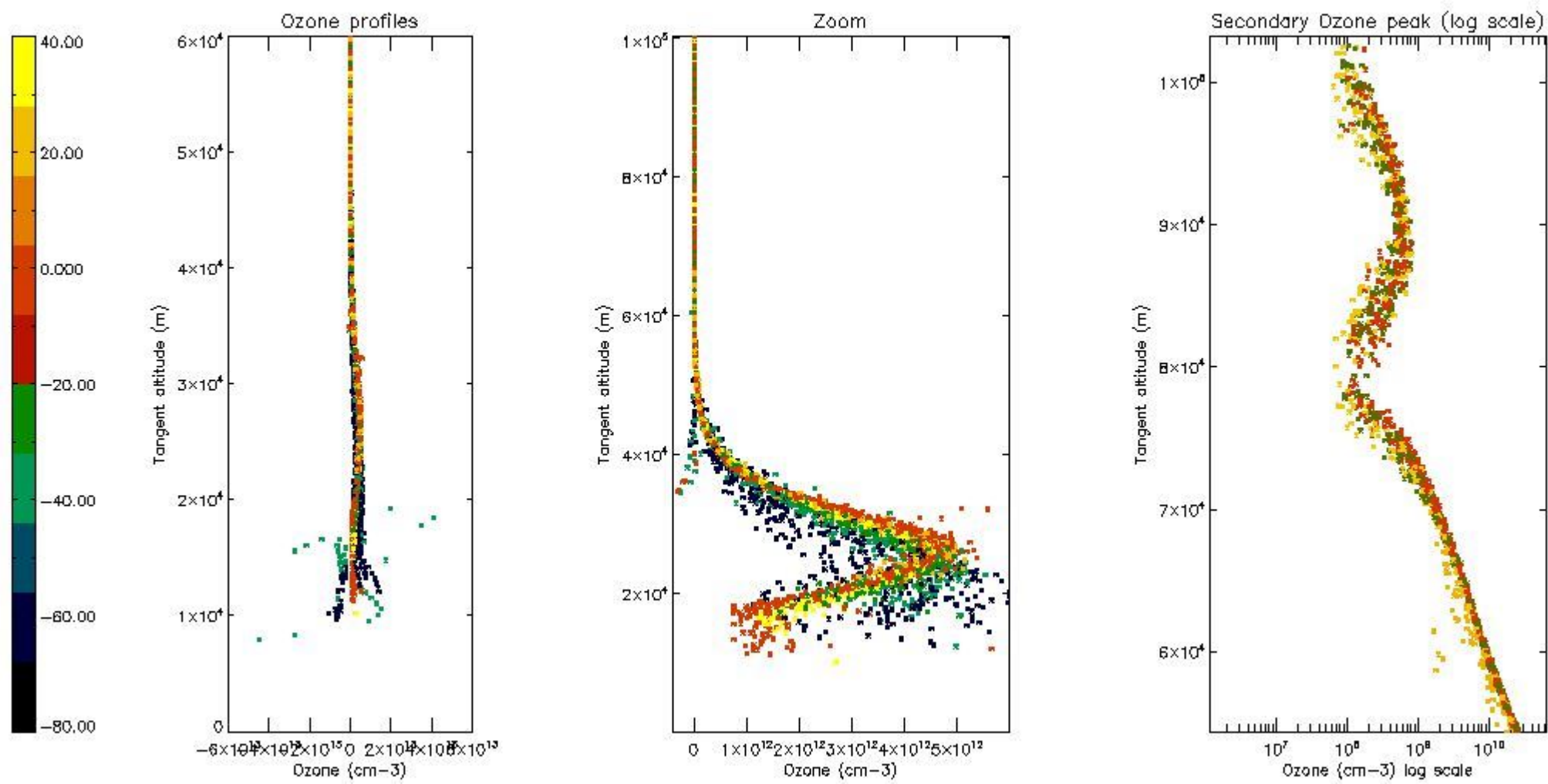
5.2 Plot ozone profiles for all STD (dark without errors)

The colorbar represents the latitude.



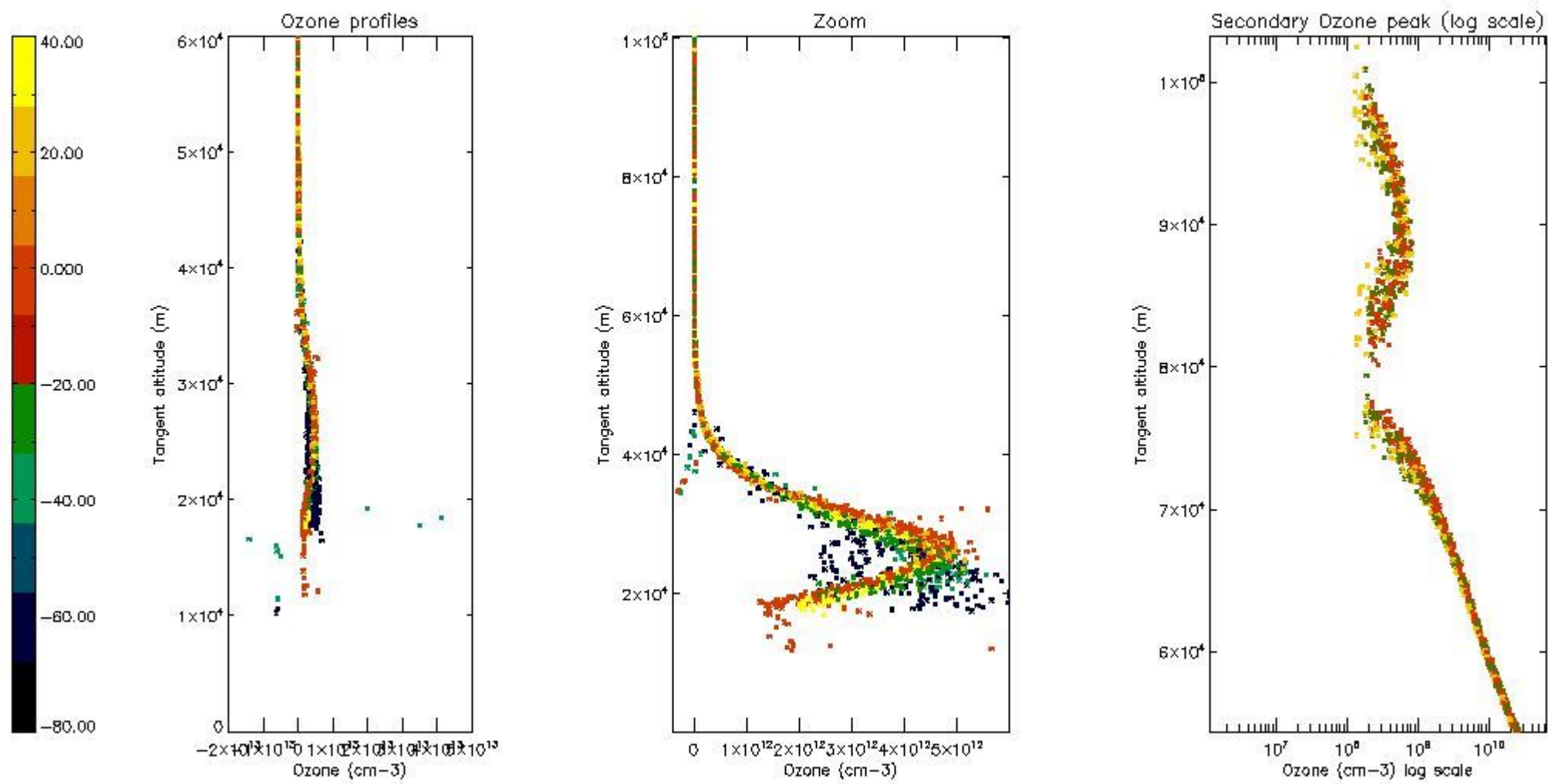
5.3 Plot ozone profiles where STD < 20% (dark without errors)

The colorbar represents the latitude.



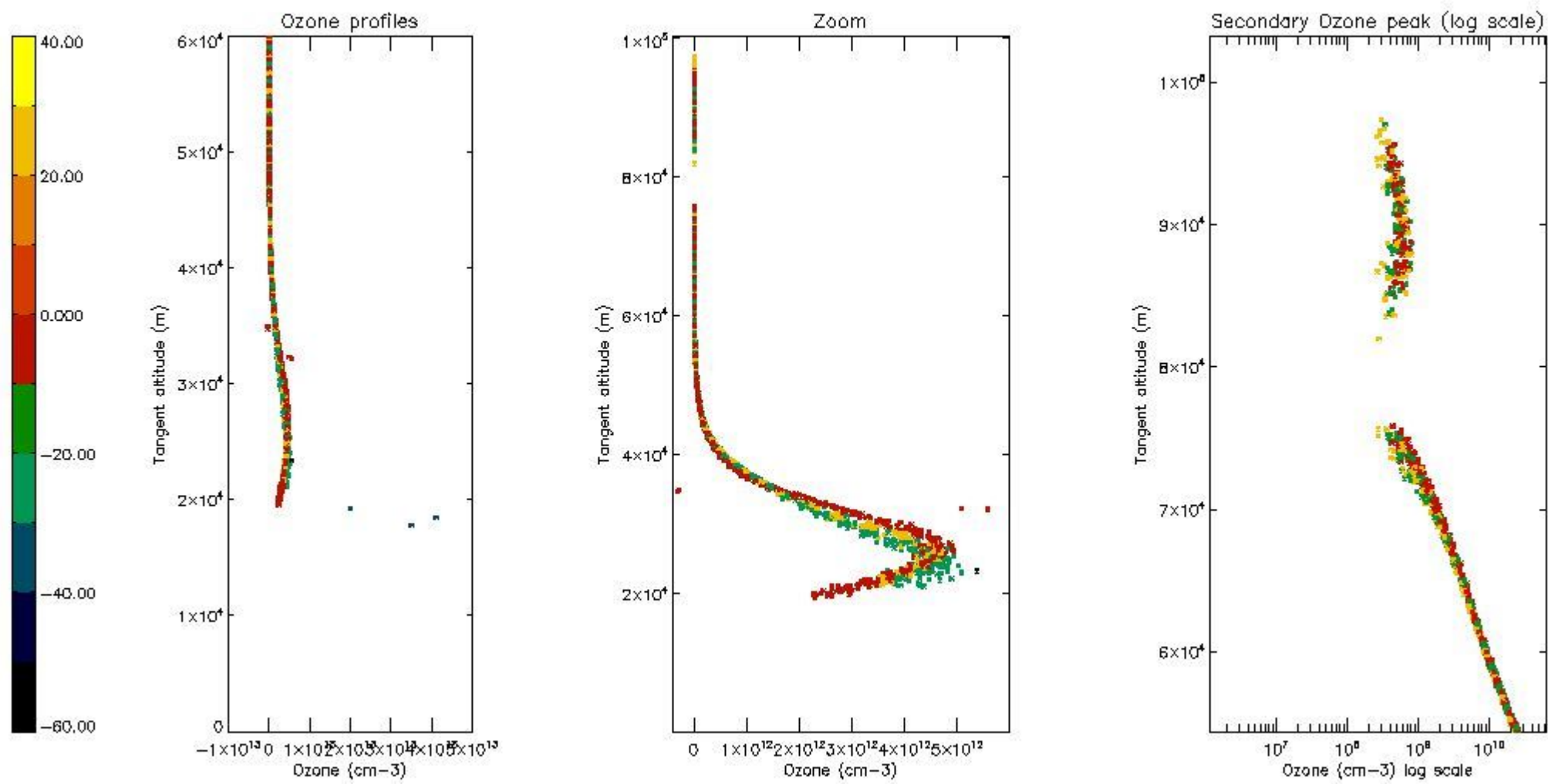
5.4 Plot ozone profiles where STD < 10% (dark without errors)

The colorbar represents the latitude.



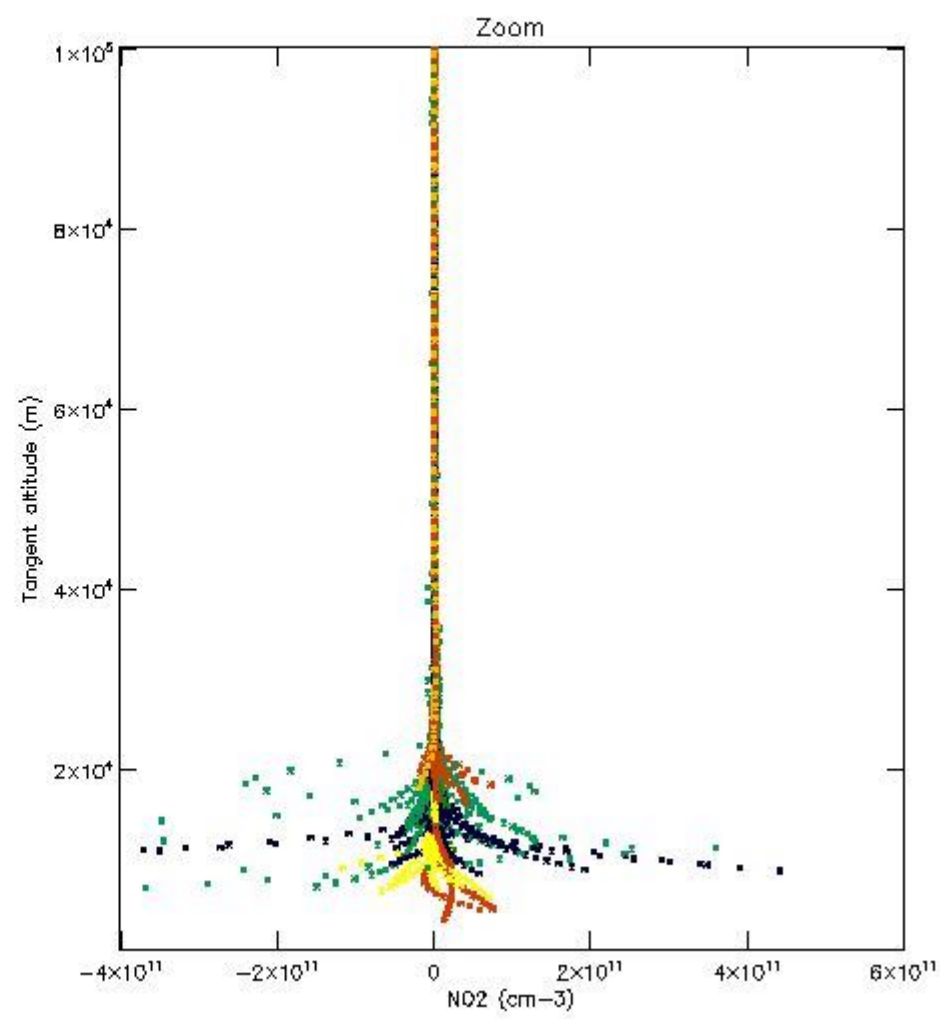
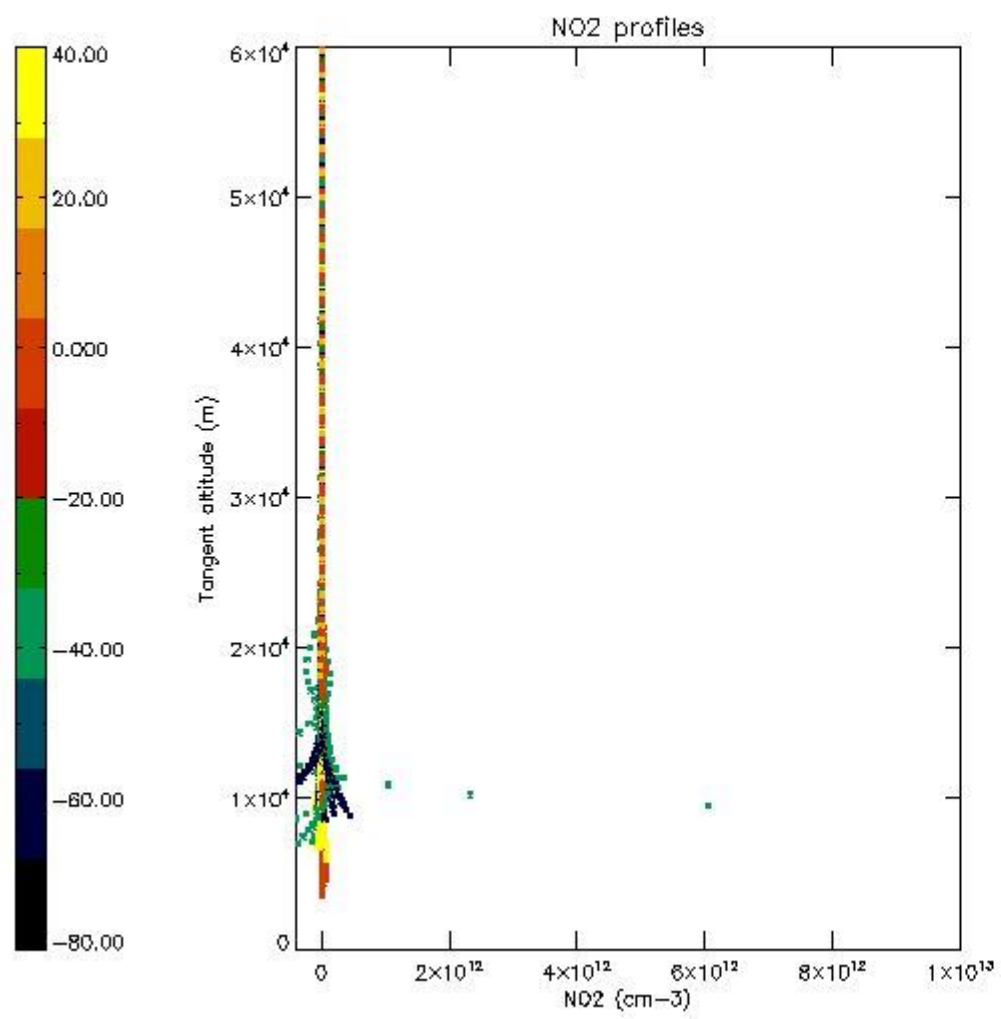
5.5 Plot ozone profiles where STD < 5% (dark without errors)

The colorbar represents the latitude.



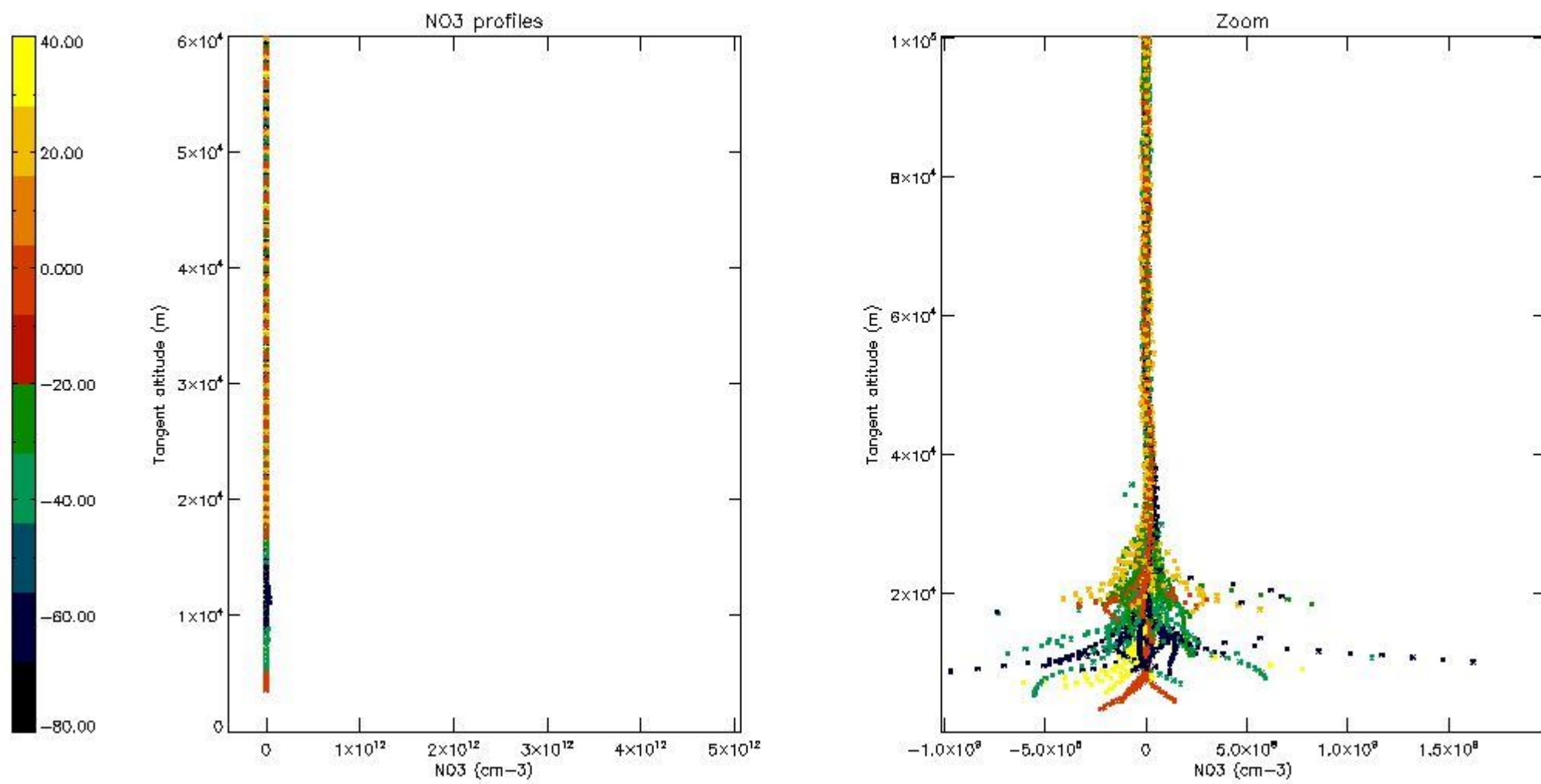
5.6 Plot NO₂ profiles for all STD (dark without errors)

The colorbar represents the latitude.



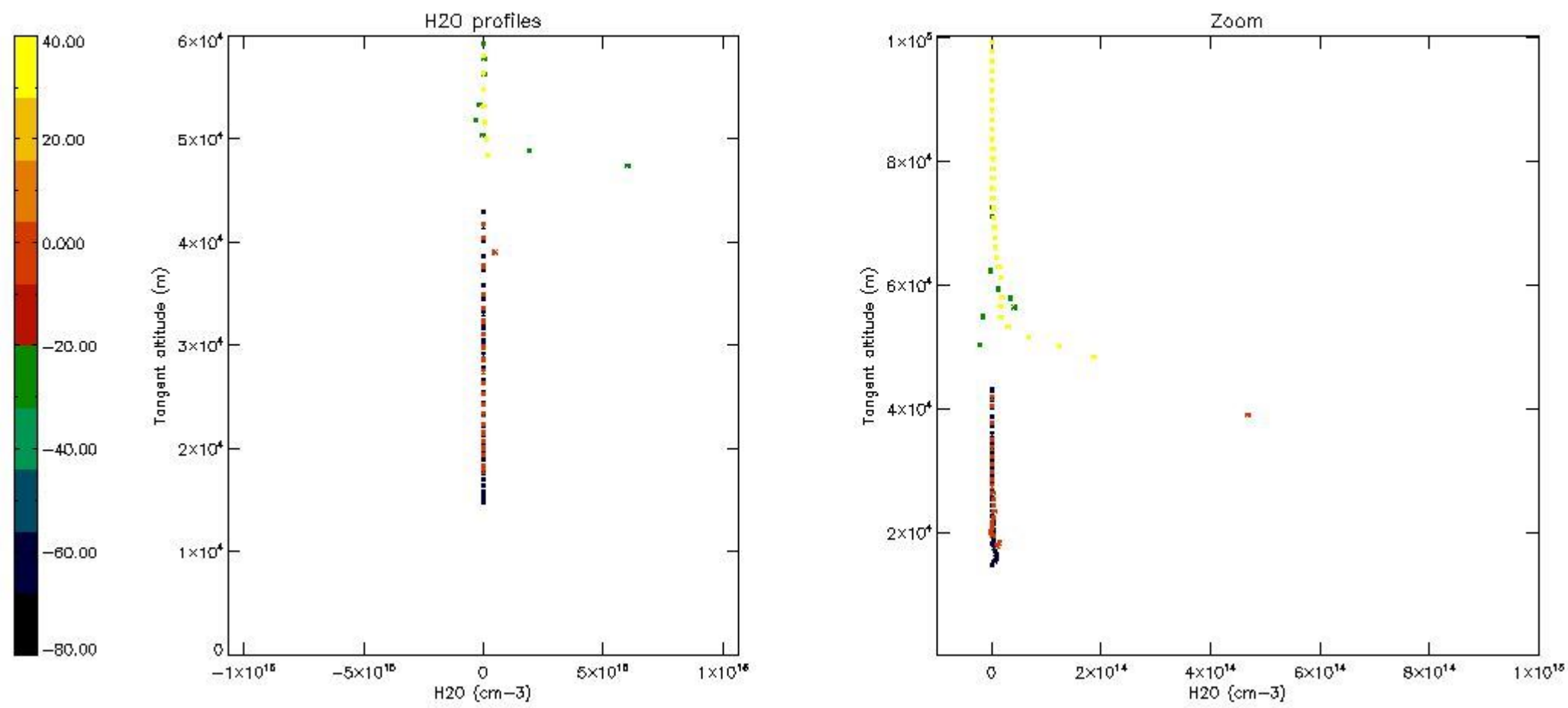
5.7 Plot NO3 profiles for all STD (dark without errors)

The colorbar represents the latitude.



5.8 Plot H2O profiles for all STD (only for occultations of stars 1,2,3,4,13,14,16,26,63 dark without errors)

The colorbar represents the latitude.



6. Auxiliary Data Files used for the production reported in section 2

The number reported in the third column indicates since which file (see list in section 2) the corresponding auxiliary file has been used. The fourth column is the date of those product files.

Type	Auxiliary Filename	Used since product	Used since product date
INST_PHYS_CHARACTERISTICS	GOM_INS_AXVIEC20091111_143220_20030716_120000_20500101_000000	1	12-OCT-2006 00:04:25
LEVEL-2_PROC_CONFIG	GOM_PR2_AXVIEC20091111_152718_20020301_000000_20500101_000000	1	12-OCT-2006 00:04:25
CROSS_SECTIONS_FILE	GOM_CRS_AXVIEC20091111_154832_20020301_000000_20500101_000000	1	12-OCT-2006 00:04:25

GOMOS Level 2 Daily Report

SUMMARY

[1. General Info](#)

[2. Summary of processed GOM_NL_2P products](#)

[3. Level 2 Quality information per product](#)

[3.1 Plot of level 2 quality information per product \(time dependant\)](#)

[3.2 Plot of level 2 quality information per product \(world map\)](#)

[4. Level 1 Quality information per product \(stored on level 2 products\)](#)

[4.1 Plot of level 1 quality information per product \(time dependant\)](#)

[4.1.1 Plot of level 1 quality information per product \(time dependant\): ASCENDING](#)

[4.1.2 Plot of level 1 quality information per product \(time dependant\): DESCENDING](#)

[4.2 Plot of level 1 quality information per product \(world map\)](#)

[4.2.1 Plot of level 1 quality information per product \(world map\): ASCENDING](#)

[4.2.2 Plot of level 1 quality information per product \(world map\): DESCENDING](#)

[5. Ozone profiles based on quality statistics and other trace gas profiles](#)

[5.1 Ozone statistics based on quality of products](#)

[5.2 Plot ozone profiles for all STD \(dark without errors\)](#)

[5.3 Plot ozone profiles where STD < 20% \(dark without errors\)](#)

[5.4. Plot ozone profiles where STD < 10% \(dark without errors\)](#)

[5.5. Plot ozone profiles where STD < 5% \(dark without errors\)](#)

[5.6 Plot NO2 profiles for all STD \(dark without errors\)](#)

[5.7 Plot NO3 profiles for all STD \(dark without errors\)](#)

[5.8 Plot H2O profiles \(only for occultations of stars 1,2,3,4,13,14,16,26,63 dark without errors\) for all STD](#)

[6. Auxiliary Data Files used for the production reported in section 2](#)

This report presents the daily analysis on parameters extracted from GOMOS level 2 data (GOM_NL__2P). It is intended to monitor some important parameters that will impact the quality of these products. A list of level 2 products (and content) that have arrived during the reporting day to the PCF is also given.

Item	Value
Time of report generation	24APR2013 04:54:20
Data source version	GOMOS/6.01
Start time of products	12-10-2006 (12OCT2006 00:00:00)
Stop time of products	13-10-2006 (13OCT2006 00:00:00)
Store outputs in DB	Yes
Nb of level 2 prods	259
Nb of prods with errors	1

2. Summary of processed GOM_NL__2P products.

Nr	Filename	UTC Start time	Limb	Duration	Star Id	Star Name	Star Mag	Star Temp	Nb Meas	Orbit	Prod. error
1	GOM_NL__2PRFIN20061012_000425_000000462052_00030_24132_2580.N1	12-OCT-2006 00:04:25	Dark	46.000	48	30Alp Hya	1.9770	4100.0	92	24132	No
2	GOM_NL__2PRFIN20061012_001400_000000372052_00030_24132_2581.N1	12-OCT-2006 00:14:00	Dark	36.500	65	Lam Vel	2.2040	4400.0	73	24132	No
3	GOM_NL__2PRFIN20061012_001702_000000362052_00030_24132_2582.N1	12-OCT-2006 00:17:02	Dark	35.500	34	Gam2Vel	1.7930	23000.	71	24132	No
4	GOM_NL__2PRFIN20061012_002112_000000382052_00031_24133_2885.N1	12-OCT-2006 00:21:12	Dark	37.500	161	Tau Pup	2.9310	4500.0	75	24133	No
5	GOM_NL__2PRFIN20061012_002235_000000402052_00031_24133_2886.N1	12-OCT-2006 00:22:35	Dark	39.500	2	Alp Car	-0.73600	7000.0	79	24133	No
6	GOM_NL__2PRFIN20061012_003049_000000342052_00031_24133_2887.N1	12-OCT-2006 00:30:49	Dark	33.500	143	Alp Hyi	2.8570	7200.0	67	24133	No
7	GOM_NL__2PRFIN20061012_003216_000000412052_00031_24133_2888.N1	12-OCT-2006 00:32:16	Dark	40.500	9	Alp Eri	0.45300	24000.	81	24133	No
8	GOM_NL__2PRFIN20061012_003726_000000342052_00031_24133_2889.N1	12-OCT-2006 00:37:26	Dark	33.500	84	Alp Phe	2.3970	4500.0	67	24133	Yes
9	GOM_NL__2PRFIN20061012_004402_000000402052_00031_24133_2890.N1	12-OCT-2006 00:44:02	Straylight	39.500	52	16Bet Cet	2.0370	4500.0	79	24133	No
10	GOM_NL__2PRFIN20061012_005350_000000302052_00031_24133_2891.N1	12-OCT-2006 00:53:50	Bright	30.000	140	88Gam Peg	2.8340	26000.	60	24133	No
11	GOM_NL__2PRFIN20061012_005750_000000312052_00031_24133_2892.N1	12-OCT-2006 00:57:50	Bright	30.500	58	21Alp And	2.0730	11000.	61	24133	No
12	GOM_NL__2PRFIN20061012_010601_000000342052_00031_24133_2893.N1	12-OCT-2006 01:06:01	Bright	33.500	68	18Alp Cas	2.2250	4500.0	67	24133	No
13	GOM_NL__2PRFIN20061012_010724_000000312052_00031_24133_2894.N1	12-OCT-2006 01:07:24	Bright	30.500	76	27Gam Cas	2.3000	30000.	61	24133	No
14	GOM_NL__2PRFIN20061012_011450_000000312052_00031_24133_2895.N1	12-OCT-2006 01:14:50	Bright	30.500	49	1Alp UMi	1.9900	6300.0	61	24133	No
15	GOM_NL__2PRFIN20061012_012301_000000322052_00031_24133_2896.N1	12-OCT-2006 01:23:01	Bright	31.500	36	50Alp UMa	1.8000	6300.0	63	24133	No
16	GOM_NL__2PRFIN20061012_012433_000000302052_00031_24133_2897.N1	12-OCT-2006 01:24:33	Bright	30.000	82	48Bet UMa	2.3650	10600.	60	24133	No
17	GOM_NL__2PRFIN20061012_012753_000000312052_00031_24133_2898.N1	12-OCT-2006 01:27:53	Bright	30.500	174	52Psi UMa	3.0040	4400.0	61	24133	No
18	GOM_NL__2PRFIN20061012_013444_000000332052_00031_24133_2899.N1	12-OCT-2006 01:34:44	Bright	33.000	166	17Eps Leo	2.9800	6000.0	66	24133	No
19	GOM_NL__2PRFIN20061012_013755_000000332052_00031_24133_2900.N1	12-OCT-2006 01:37:55	Bright	33.000	22	32Alp Leo	1.3600	15200.	66	24133	No
20	GOM_NL__2PRFIN20061012_014501_000000442052_00031_24133_2901.N1	12-OCT-2006 01:45:01	Dark	43.500	48	30Alp Hya	1.9770	4100.0	87	24133	No
21	GOM_NL__2PRFIN20061012_015437_000000372052_00031_24133_2902.N1	12-OCT-2006 01:54:37	Dark	37.000	65	Lam Vel	2.2040	4400.0	74	24133	No
22	GOM_NL__2PRFIN20061012_015738_000000372052_00031_24133_2903.N1	12-OCT-2006 01:57:38	Dark	36.500	34	Gam2Vel	1.7930	23000.	73	24133	No
23	GOM_NL__2PRFIN20061012_020149_000000382052_00032_24134_2566.N1	12-OCT-2006 02:01:49	Dark	37.500	161	Tau Pup	2.9310	4500.0	75	24134	No
24	GOM_NL__2PRFIN20061012_020311_000000542052_00032_24134_2567.N1	12-OCT-2006 02:03:11	Dark	53.500	2	Alp Car	-0.73600	7000.0	107	24134	No
25	GOM_NL__2PRFIN20061012_021125_000000332052_00032_24134_2568.N1	12-OCT-2006 02:11:25	Dark	33.000	143	Alp Hyi	2.8570	7200.0	66	24134	No
26	GOM_NL__2PRFIN20061012_021252_000000362052_00032_24134_2569.N1	12-OCT-2006 02:12:52	Dark	36.000	9	Alp Eri	0.45300	24000.	72	24134	No
27	GOM_NL__2PRFIN20061012_022438_000000412052_00032_24134_2570.N1	12-OCT-2006 02:24:38	Straylight	40.500	52	16Bet Cet	2.0370	4500.0	81	24134	No
28	GOM_NL__2PRFIN20061012_023425_000000322052_00032_24134_2571.N1	12-OCT-2006 02:34:25	Bright	31.500	140	88Gam Peg	2.8340	26000.	63	24134	No
29	GOM_NL__2PRFIN20061012_023825_000000312052_00032_24134_2572.N1	12-OCT-2006 02:38:25	Bright	30.500	58	21Alp And	2.0730	11000.	61	24134	No
30	GOM_NL__2PRFIN20061012_024637_000000322052_00032_24134_2573.N1	12-OCT-2006 02:46:37	Bright	31.500	68	18Alp Cas	2.2250	4500.0	63	24134	No
31	GOM_NL__2PRFIN20061012_024800_000000322052_00032_24134_2574.N1	12-OCT-2006 02:48:00	Bright	31.500	76	27Gam Cas	2.3000	30000.	63	24134	No
32	GOM_NL__2PRFIN20061012_025526_000000302052_00032_24134_2575.N1	12-OCT-2006 02:55:26	Bright	30.000	49	1Alp UMi	1.9900	6300.0	60	24134	No
33	GOM_NL__2PRFIN20061012_030336_000000302052_00032_24134_2576.N1	12-OCT-2006 03:03:36	Bright	29.500	36	50Alp UMa	1.8000	6300.0	59	24134	No
34	GOM_NL__2PRFIN20061012_030509_000000302052_00032_24134_2577.N1	12-OCT-2006 03:05:09	Bright	29.500	82	48Bet UMa	2.3650	10600.	59	24134	No
35	GOM_NL__2PRFIN20061012_030829_000000292052_00032_24134_2578.N1	12-OCT-2006 03:08:29	Bright	28.500	174	52Psi UMa	3.0040	4400.0	57	24134	No
36	GOM_NL__2PRFIN20061012_031520_000000352052_00032_24134_2579.N1	12-OCT-2006 03:15:20	Bright	34.500	166	17Eps Leo	2.9800	6000.0	69	24134	No
37	GOM_NL__2PRFIN20061012_031831_000000322052_00032_24134_2580.N1	12-OCT-2006 03:18:31	Bright	32.000	22	32Alp Leo	1.3600	15200.	64	24134	No
38	GOM_NL__2PRFIN20061012_032537_000000422052_00032_24134_2581.N1	12-OCT-2006 03:25:37	Dark	42.000	48	30Alp Hya	1.9770	4100.0	84	24134	No
39	GOM_NL__2PRFIN20061012_033513_000000372052_00032_24134_2582.N1	12-OCT-2006 03:35:13	Dark	37.000	65	Lam Vel	2.2040	4400.0	74	24134	No
40	GOM_NL__2PRFIN20061012_033815_000000372052_00032_24134_2583.N1	12-OCT-2006 03:38:15	Dark	36.500	34	Gam2Vel	1.7930	23000.	73	24134	No
41	GOM_NL__2PRFIN20061012_034226_000000392052_00033_24135_2590.N1	12-OCT-2006 03:42:26	Dark	39.000	161	Tau Pup	2.9310	4500.0	78	24135	No
42	GOM_NL__2PRFIN20061012_034348_000000412052_00033_24135_2591.N1	12-OCT-2006 03:43:48	Dark	40.500	2	Alp Car	-0.73600	7000.0	81	24135	No

43	GOM_NL__2PRFIN20061012_035202_000000322052_00033_24135_2592.N1	12-OCT-2006 03:52:02	Dark	32.000	143	Alp Hyi	2.8570	7200.0	64	24135	No
44	GOM_NL__2PRFIN20061012_035329_000000422052_00033_24135_2593.N1	12-OCT-2006 03:53:29	Dark	42.000	9	Alp Eri	0.45300	24000.	84	24135	No
45	GOM_NL__2PRFIN20061012_040515_000000382052_00033_24135_2594.N1	12-OCT-2006 04:05:15	Straylight	38.000	52	16Bet Cet	2.0370	4500.0	76	24135	No
46	GOM_NL__2PRFIN20061012_041502_000000322052_00033_24135_2595.N1	12-OCT-2006 04:15:02	Bright	32.000	140	88Gam Peg	2.8340	26000.	64	24135	No
47	GOM_NL__2PRFIN20061012_041901_000000322052_00033_24135_2596.N1	12-OCT-2006 04:19:01	Bright	31.500	58	21Alp And	2.0730	11000.	63	24135	No
48	GOM_NL__2PRFIN20061012_042713_000000332052_00033_24135_2597.N1	12-OCT-2006 04:27:13	Bright	32.500	68	18Alp Cas	2.2250	4500.0	65	24135	No
49	GOM_NL__2PRFIN20061012_042836_000000322052_00033_24135_2598.N1	12-OCT-2006 04:28:36	Bright	31.500	76	27Gam Cas	2.3000	30000.	63	24135	No
50	GOM_NL__2PRFIN20061012_043602_000000282052_00033_24135_2599.N1	12-OCT-2006 04:36:02	Bright	28.000	49	1Alp UMi	1.9900	6300.0	56	24135	No
51	GOM_NL__2PRFIN20061012_044413_000000312052_00033_24135_2600.N1	12-OCT-2006 04:44:13	Bright	30.500	36	50Alp UMa	1.8000	6300.0	61	24135	No
52	GOM_NL__2PRFIN20061012_044545_000000292052_00033_24135_2601.N1	12-OCT-2006 04:45:45	Bright	29.000	82	48Bet UMa	2.3650	10600.	58	24135	No
53	GOM_NL__2PRFIN20061012_044905_000000302052_00033_24135_2602.N1	12-OCT-2006 04:49:05	Bright	30.000	174	52Psi UMa	3.0040	4400.0	60	24135	No
54	GOM_NL__2PRFIN20061012_045556_000000342052_00033_24135_2603.N1	12-OCT-2006 04:55:56	Bright	34.000	166	17Eps Leo	2.9800	6000.0	68	24135	No
55	GOM_NL__2PRFIN20061012_045908_000000342052_00033_24135_2604.N1	12-OCT-2006 04:59:08	Bright	33.500	22	32Alp Leo	1.3600	15200.	67	24135	No
56	GOM_NL__2PRFIN20061012_050614_000000422052_00033_24135_2605.N1	12-OCT-2006 05:06:14	Dark	41.500	48	30Alp Hya	1.9770	4100.0	83	24135	No
57	GOM_NL__2PRFIN20061012_051550_000000452052_00033_24135_2606.N1	12-OCT-2006 05:15:50	Dark	44.500	65	Lam Vel	2.2040	4400.0	89	24135	No
58	GOM_NL__2PRFIN20061012_051852_000000382052_00033_24135_2607.N1	12-OCT-2006 05:18:52	Dark	38.000	34	Gam2Vel	1.7930	23000.	76	24135	No
59	GOM_NL__2PRFIN20061012_052303_000000382052_00034_24136_2591.N1	12-OCT-2006 05:23:03	Dark	38.000	161	Tau Pup	2.9310	4500.0	76	24136	No
60	GOM_NL__2PRFIN20061012_052425_000000402052_00034_24136_2592.N1	12-OCT-2006 05:24:25	Dark	40.000	2	Alp Car	-0.73600	7000.0	80	24136	No
61	GOM_NL__2PRFIN20061012_053238_000000342052_00034_24136_2593.N1	12-OCT-2006 05:32:38	Dark	34.000	143	Alp Hyi	2.8570	7200.0	68	24136	No
62	GOM_NL__2PRFIN20061012_053405_000000352052_00034_24136_2594.N1	12-OCT-2006 05:34:05	Dark	34.500	9	Alp Eri	0.45300	24000.	69	24136	No
63	GOM_NL__2PRFIN20061012_054551_000000392052_00034_24136_2595.N1	12-OCT-2006 05:45:51	Straylight	38.500	52	16Bet Cet	2.0370	4500.0	77	24136	No
64	GOM_NL__2PRFIN20061012_055538_000000302052_00034_24136_2596.N1	12-OCT-2006 05:55:38	Bright	30.000	140	88Gam Peg	2.8340	26000.	60	24136	No
65	GOM_NL__2PRFIN20061012_055937_000000322052_00034_24136_2597.N1	12-OCT-2006 05:59:37	Bright	31.500	58	21Alp And	2.0730	11000.	63	24136	No
66	GOM_NL__2PRFIN20061012_060749_000000332052_00034_24136_2598.N1	12-OCT-2006 06:07:49	Bright	32.500	68	18Alp Cas	2.2250	4500.0	65	24136	No
67	GOM_NL__2PRFIN20061012_060911_000000322052_00034_24136_2599.N1	12-OCT-2006 06:09:11	Bright	32.000	76	27Gam Cas	2.3000	30000.	64	24136	No
68	GOM_NL__2PRFIN20061012_061638_000000322052_00034_24136_2600.N1	12-OCT-2006 06:16:38	Bright	31.500	49	1Alp UMi	1.9900	6300.0	63	24136	No
69	GOM_NL__2PRFIN20061012_062449_000000322052_00034_24136_2601.N1	12-OCT-2006 06:24:49	Bright	31.500	36	50Alp UMa	1.8000	6300.0	63	24136	No
70	GOM_NL__2PRFIN20061012_062621_000000302052_00034_24136_2602.N1	12-OCT-2006 06:26:21	Bright	30.000	82	48Bet UMa	2.3650	10600.	60	24136	No
71	GOM_NL__2PRFIN20061012_062941_000000462052_00034_24136_2603.N1	12-OCT-2006 06:29:41	Bright	46.000	174	52Psi UMa	3.0040	4400.0	92	24136	No
72	GOM_NL__2PRFIN20061012_063633_000000342052_00034_24136_2604.N1	12-OCT-2006 06:36:33	Bright	33.500	166	17Eps Leo	2.9800	6000.0	67	24136	No
73	GOM_NL__2PRFIN20061012_063944_000000342052_00034_24136_2605.N1	12-OCT-2006 06:39:44	Bright	33.500	22	32Alp Leo	1.3600	15200.	67	24136	No
74	GOM_NL__2PRFIN20061012_064650_000000462052_00034_24136_2606.N1	12-OCT-2006 06:46:50	Dark	46.000	48	30Alp Hya	1.9770	4100.0	92	24136	No
75	GOM_NL__2PRFIN20061012_065626_000000412052_00034_24136_2607.N1	12-OCT-2006 06:56:26	Dark	40.500	65	Lam Vel	2.2040	4400.0	81	24136	No
76	GOM_NL__2PRFIN20061012_065929_000000432052_00034_24136_2608.N1	12-OCT-2006 06:59:29	Dark	42.500	34	Gam2Vel	1.7930	23000.	85	24136	No
77	GOM_NL__2PRFIN20061012_070340_000000382052_00035_24137_2592.N1	12-OCT-2006 07:03:40	Dark	37.500	161	Tau Pup	2.9310	4500.0	75	24137	No
78	GOM_NL__2PRFIN20061012_070502_000000532052_00035_24137_2593.N1	12-OCT-2006 07:05:02	Dark	53.000	2	Alp Car	-0.73600	7000.0	106	24137	No
79	GOM_NL__2PRFIN20061012_071314_000000332052_00035_24137_2594.N1	12-OCT-2006 07:13:14	Dark	33.000	143	Alp Hyi	2.8570	7200.0	66	24137	No
80	GOM_NL__2PRFIN20061012_071441_000000392052_00035_24137_2595.N1	12-OCT-2006 07:14:41	Dark	39.000	9	Alp Eri	0.45300	24000.	78	24137	No
81	GOM_NL__2PRFIN20061012_072627_000000382052_00035_24137_2596.N1	12-OCT-2006 07:26:27	Straylight	37.500	52	16Bet Cet	2.0370	4500.0	75	24137	No
82	GOM_NL__2PRFIN20061012_073613_000000322052_00035_24137_2597.N1	12-OCT-2006 07:36:13	Bright	31.500	140	88Gam Peg	2.8340	26000.	63	24137	No
83	GOM_NL__2PRFIN20061012_074013_000000322052_00035_24137_2598.N1	12-OCT-2006 07:40:13	Bright	31.500	58	21Alp And	2.0730	11000.	63	24137	No
84	GOM_NL__2PRFIN20061012_074824_000000322052_00035_24137_2599.N1	12-OCT-2006 07:48:24	Bright	32.000	68	18Alp Cas	2.2250	4500.0	64	24137	No
85	GOM_NL__2PRFIN20061012_074947_000000502052_00035_24137_2600.N1	12-OCT-2006 07:49:47	Bright	50.000	76	27Gam Cas	2.3000	30000.	100	24137	No
86	GOM_NL__2PRFIN20061012_075714_000000272052_00035_24137_2601.N1	12-OCT-2006 07:57:14	Bright	27.000	49	1Alp UMi	1.9900	6300.0	54	24137	No
87	GOM_NL__2PRFIN20061012_080525_000000322052_00035_24137_2602.N1	12-OCT-2006 08:05:25	Bright	31.500	36	50Alp UMa	1.8000	6300.0	63	24137	No
88	GOM_NL__2PRFIN20061012_080657_000000292052_00035_24137_2603.N1	12-OCT-2006 08:06:57	Bright	29.000	82	48Bet UMa	2.3650	10600.	58	24137	No
89	GOM_NL__2PRFIN20061012_081017_000000282052_00035_24137_2604.N1	12-OCT-2006 08:10:17	Bright	28.000	174	52Psi UMa	3.0040	4400.0	56	24137	No
90	GOM_NL__2PRFIN20061012_081709_000000352052_00035_24137_2605.N1	12-OCT-2006 08:17:09	Bright	34.500	166	17Eps Leo	2.9800	6000.0	69	24137	No
91	GOM_NL__2PRFIN20061012_082020_000000332052_00035_24137_2606.N1	12-OCT-2006 08:20:20	Bright	33.000	22	32Alp Leo	1.3600	15200.	66	24137	No
92	GOM_NL__2PRFIN20061012_082727_000000392052_00035_24137_2607.N1	12-OCT-2006 08:27:27	Dark	38.500	48	30Alp Hya	1.9770	4100.0	77	24137	No
93	GOM_NL__2PRFIN20061012_083703_000000402052_00035_24137_2608.N1	12-OCT-2006 08:37:03	Dark	40.000	65	Lam Vel	2.2040	4400.0	80	24137	No
94	GOM_NL__2PRFIN20061012_084005_000000362052_00035_24137_2609.N1	12-OCT-2006 08:40:05	Dark	36.000	34	Gam2Vel	1.7930	23000.	72	24137	No
95	GOM_NL__2PRFIN20061012_084416_000000382052_00036_24138_2594.N1	12-OCT-2006 08:44:16	Dark	38.000	161	Tau Pup	2.9310	4500.0	76	24138	No
96	GOM_NL__2PRFIN20061012_084539_000000552052_00036_24138_2595.N1	12-OCT-2006 08:45:39	Dark	55.000	2	Alp Car	-0.73600	7000.0	110	24138	No
97	GOM_NL__2PRFIN20061012_085351_000000332052_00036_24138_2596.N1	12-OCT-2006 08:53:51	Dark	33.000	143	Alp Hyi	2.8570	7200.0	66	24138	No
98	GOM_NL__2PRFIN20061012_085518_000000442052_00036_24138_2597.N1	12-OCT-2006 08:55:18	Dark	44.000	9	Alp Eri	0.45300	24000.	88	24138	No
99	GOM_NL__2PRFIN20061012_090703_000000362052_00036_24138_2598.N1	12-OCT-2006 09:07:03	Straylight	36.000	52	16Bet Cet	2.0370	4500.0	72	24138	No
100	GOM_NL__2PRFIN20061012_091650_000000312052_00036_24138_2599.N1	12-OCT-2006 09:16:50	Bright	30.500	140	88Gam Peg	2.8340	26000.	61	24138	No
101	GOM_NL__2PRFIN20061012_092049_000000322052_00036_24138_2600.N1	12-OCT-2006 09:20:49	Bright	31.500	58	21Alp And	2.0730	11000.	63	24138	No

102	GOM_NL__2PRFIN20061012_092900_000000322052_00036_24138_2601.N1	12-OCT-2006 09:29:00	Bright	31.500	68	18Alp Cas	2.2250	4500.0	63	24138	No
103	GOM_NL__2PRFIN20061012_093023_000000502052_00036_24138_2602.N1	12-OCT-2006 09:30:23	Bright	50.000	76	27Gam Cas	2.3000	30000.	100	24138	No
104	GOM_NL__2PRFIN20061012_093749_000000312052_00036_24138_2603.N1	12-OCT-2006 09:37:49	Bright	30.500	49	1Alp UMi	1.9900	6300.0	61	24138	No
105	GOM_NL__2PRFIN20061012_094601_000000312052_00036_24138_2604.N1	12-OCT-2006 09:46:01	Bright	30.500	36	50Alp UMa	1.8000	6300.0	61	24138	No
106	GOM_NL__2PRFIN20061012_094733_000000282052_00036_24138_2605.N1	12-OCT-2006 09:47:33	Bright	28.000	82	48Bet UMa	2.3650	10600.	56	24138	No
107	GOM_NL__2PRFIN20061012_095053_000000282052_00036_24138_2606.N1	12-OCT-2006 09:50:53	Bright	27.500	174	52Psi UMa	3.0040	4400.0	55	24138	No
108	GOM_NL__2PRFIN20061012_095745_000000482052_00036_24138_2607.N1	12-OCT-2006 09:57:45	Bright	47.500	166	17Eps Leo	2.9800	6000.0	95	24138	No
109	GOM_NL__2PRFIN20061012_100056_000000332052_00036_24138_2608.N1	12-OCT-2006 10:00:56	Bright	33.000	22	32Alp Leo	1.3600	15200.	66	24138	No
110	GOM_NL__2PRFIN20061012_100804_000000432052_00036_24138_2609.N1	12-OCT-2006 10:08:04	Dark	43.000	48	30Alp Hya	1.9770	4100.0	86	24138	No
111	GOM_NL__2PRFIN20061012_101739_000000452052_00036_24138_2610.N1	12-OCT-2006 10:17:39	Dark	44.500	65	Lam Vel	2.2040	4400.0	89	24138	No
112	GOM_NL__2PRFIN20061012_102042_000000372052_00036_24138_2611.N1	12-OCT-2006 10:20:42	Dark	37.000	34	Gam2Vel	1.7930	23000.	74	24138	No
113	GOM_NL__2PRFIN20061012_102453_000000372052_00037_24139_2596.N1	12-OCT-2006 10:24:53	Dark	36.500	161	Tau Pup	2.9310	4500.0	73	24139	No
114	GOM_NL__2PRFIN20061012_102615_000000442052_00037_24139_2597.N1	12-OCT-2006 10:26:15	Dark	44.000	2	Alp Car	-0.73600	7000.0	88	24139	No
115	GOM_NL__2PRFIN20061012_103427_000000332052_00037_24139_2598.N1	12-OCT-2006 10:34:27	Dark	32.500	143	Alp Hyi	2.8570	7200.0	65	24139	No
116	GOM_NL__2PRFIN20061012_103554_000000432052_00037_24139_2599.N1	12-OCT-2006 10:35:54	Dark	43.000	9	Alp Eri	0.45300	24000.	86	24139	No
117	GOM_NL__2PRFIN20061012_104739_000000392052_00037_24139_2600.N1	12-OCT-2006 10:47:39	Straylight	38.500	52	16Bet Cet	2.0370	4500.0	77	24139	No
118	GOM_NL__2PRFIN20061012_105725_000000302052_00037_24139_2601.N1	12-OCT-2006 10:57:25	Bright	29.500	140	88Gam Peg	2.8340	26000.	59	24139	No
119	GOM_NL__2PRFIN20061012_110125_000000322052_00037_24139_2602.N1	12-OCT-2006 11:01:25	Bright	31.500	58	21Alp And	2.0730	11000.	63	24139	No
120	GOM_NL__2PRFIN20061012_110936_000000422052_00037_24139_2603.N1	12-OCT-2006 11:09:36	Bright	41.500	68	18Alp Cas	2.2250	4500.0	83	24139	No
121	GOM_NL__2PRFIN20061012_111059_000000332052_00037_24139_2604.N1	12-OCT-2006 11:10:59	Bright	32.500	76	27Gam Cas	2.3000	30000.	65	24139	No
122	GOM_NL__2PRFIN20061012_111825_000000302052_00037_24139_2605.N1	12-OCT-2006 11:18:25	Bright	29.500	49	1Alp UMi	1.9900	6300.0	59	24139	No
123	GOM_NL__2PRFIN20061012_112636_000000282052_00037_24139_2606.N1	12-OCT-2006 11:26:36	Bright	28.000	36	50Alp UMa	1.8000	6300.0	56	24139	No
124	GOM_NL__2PRFIN20061012_112809_000000282052_00037_24139_2607.N1	12-OCT-2006 11:28:09	Bright	27.500	82	48Bet UMa	2.3650	10600.	55	24139	No
125	GOM_NL__2PRFIN20061012_113129_000000302052_00037_24139_2608.N1	12-OCT-2006 11:31:29	Bright	30.000	174	52Psi UMa	3.0040	4400.0	60	24139	No
126	GOM_NL__2PRFIN20061012_113821_000000342052_00037_24139_2609.N1	12-OCT-2006 11:38:21	Bright	34.000	166	17Eps Leo	2.9800	6000.0	68	24139	No
127	GOM_NL__2PRFIN20061012_114133_000000342052_00037_24139_2610.N1	12-OCT-2006 11:41:33	Bright	33.500	22	32Alp Leo	1.3600	15200.	67	24139	No
128	GOM_NL__2PRFIN20061012_114840_000000462052_00037_24139_2611.N1	12-OCT-2006 11:48:40	Dark	46.000	48	30Alp Hya	1.9770	4100.0	92	24139	No
129	GOM_NL__2PRFIN20061012_115816_000000362052_00037_24139_2612.N1	12-OCT-2006 11:58:16	Dark	36.000	65	Lam Vel	2.2040	4400.0	72	24139	No
130	GOM_NL__2PRFIN20061012_120118_000000402052_00037_24139_2613.N1	12-OCT-2006 12:01:18	Dark	40.000	34	Gam2Vel	1.7930	23000.	80	24139	No
131	GOM_NL__2PRFIN20061012_120530_000000392052_00038_24140_2598.N1	12-OCT-2006 12:05:30	Dark	39.000	161	Tau Pup	2.9310	4500.0	78	24140	No
132	GOM_NL__2PRFIN20061012_120652_000000412052_00038_24140_2599.N1	12-OCT-2006 12:06:52	Dark	41.000	2	Alp Car	-0.73600	7000.0	82	24140	No
133	GOM_NL__2PRFIN20061012_121503_000000322052_00038_24140_2600.N1	12-OCT-2006 12:15:03	Dark	32.000	143	Alp Hyi	2.8570	7200.0	64	24140	No
134	GOM_NL__2PRFIN20061012_121630_000000342052_00038_24140_2601.N1	12-OCT-2006 12:16:30	Dark	34.000	9	Alp Eri	0.45300	24000.	68	24140	No
135	GOM_NL__2PRFIN20061012_122815_000000372052_00038_24140_2602.N1	12-OCT-2006 12:28:15	Straylight	36.500	52	16Bet Cet	2.0370	4500.0	73	24140	No
136	GOM_NL__2PRFIN20061012_123801_000000312052_00038_24140_2603.N1	12-OCT-2006 12:38:01	Bright	30.500	140	88Gam Peg	2.8340	26000.	61	24140	No
137	GOM_NL__2PRFIN20061012_124201_000000312052_00038_24140_2604.N1	12-OCT-2006 12:42:01	Bright	30.500	58	21Alp And	2.0730	11000.	61	24140	No
138	GOM_NL__2PRFIN20061012_125011_000000332052_00038_24140_2605.N1	12-OCT-2006 12:50:11	Bright	33.000	68	18Alp Cas	2.2250	4500.0	66	24140	No
139	GOM_NL__2PRFIN20061012_125134_000000322052_00038_24140_2606.N1	12-OCT-2006 12:51:34	Bright	32.000	76	27Gam Cas	2.3000	30000.	64	24140	No
140	GOM_NL__2PRFIN20061012_125901_000000292052_00038_24140_2607.N1	12-OCT-2006 12:59:01	Bright	29.000	49	1Alp UMi	1.9900	6300.0	58	24140	No
141	GOM_NL__2PRFIN20061012_130712_000000472052_00038_24140_2608.N1	12-OCT-2006 13:07:12	Bright	47.000	36	50Alp UMa	1.8000	6300.0	94	24140	No
142	GOM_NL__2PRFIN20061012_130845_000000292052_00038_24140_2609.N1	12-OCT-2006 13:08:45	Bright	28.500	82	48Bet UMa	2.3650	10600.	57	24140	No
143	GOM_NL__2PRFIN20061012_131205_000000292052_00038_24140_2610.N1	12-OCT-2006 13:12:05	Bright	28.500	174	52Psi UMa	3.0040	4400.0	57	24140	No
144	GOM_NL__2PRFIN20061012_131857_000000352052_00038_24140_2611.N1	12-OCT-2006 13:18:57	Bright	34.500	166	17Eps Leo	2.9800	6000.0	69	24140	No
145	GOM_NL__2PRFIN20061012_132209_000000342052_00038_24140_2612.N1	12-OCT-2006 13:22:09	Bright	33.500	22	32Alp Leo	1.3600	15200.	67	24140	No
146	GOM_NL__2PRFIN20061012_132917_000000452052_00038_24140_2613.N1	12-OCT-2006 13:29:17	Dark	45.000	48	30Alp Hya	1.9770	4100.0	90	24140	No
147	GOM_NL__2PRFIN20061012_133852_000000442052_00038_24140_2614.N1	12-OCT-2006 13:38:52	Dark	44.000	65	Lam Vel	2.2040	4400.0	88	24140	No
148	GOM_NL__2PRFIN20061012_134155_000000362052_00038_24140_2615.N1	12-OCT-2006 13:41:55	Dark	36.000	34	Gam2Vel	1.7930	23000.	72	24140	No
149	GOM_NL__2PRFIN20061012_134607_000000382052_00039_24141_2600.N1	12-OCT-2006 13:46:07	Dark	38.000	161	Tau Pup	2.9310	4500.0	76	24141	No
150	GOM_NL__2PRFIN20061012_134729_000000432052_00039_24141_2601.N1	12-OCT-2006 13:47:29	Dark	42.500	2	Alp Car	-0.73600	7000.0	85	24141	No
151	GOM_NL__2PRFIN20061012_135539_000000332052_00039_24141_2602.N1	12-OCT-2006 13:55:39	Dark	32.500	143	Alp Hyi	2.8570	7200.0	65	24141	No
152	GOM_NL__2PRFIN20061012_135706_000000422052_00039_24141_2603.N1	12-OCT-2006 13:57:06	Dark	42.000	9	Alp Eri	0.45300	24000.	84	24141	No
153	GOM_NL__2PRFIN20061012_140851_000000382052_00039_24141_2604.N1	12-OCT-2006 14:08:51	Straylight	38.000	52	16Bet Cet	2.0370	4500.0	76	24141	No
154	GOM_NL__2PRFIN20061012_141837_000000312052_00039_24141_2605.N1	12-OCT-2006 14:18:37	Bright	31.000	140	88Gam Peg	2.8340	26000.	62	24141	No
155	GOM_NL__2PRFIN20061012_142236_000000302052_00039_24141_2606.N1	12-OCT-2006 14:22:36	Bright	30.000	58	21Alp And	2.0730	11000.	60	24141	No
156	GOM_NL__2PRFIN20061012_143047_000000342052_00039_24141_2607.N1	12-OCT-2006 14:30:47	Bright	34.000	68	18Alp Cas	2.2250	4500.0	68	24141	No
157	GOM_NL__2PRFIN20061012_143210_000000312052_00039_24141_2608.N1	12-OCT-2006 14:32:10	Bright	31.000	76	27Gam Cas	2.3000	30000.	62	24141	No
158	GOM_NL__2PRFIN20061012_143938_000000282052_00039_24141_2609.N1	12-OCT-2006 14:39:38	Bright	27.500	49	1Alp UMi	1.9900	6300.0	55	24141	No
159	GOM_NL__2PRFIN20061012_144748_000000312052_00039_24141_2610.N1	12-OCT-2006 14:47:48	Bright	31.000	36	50Alp UMa	1.8000	6300.0	62	24141	No
160	GOM_NL__2PRFIN20061012_144921_000000292052_00039_24141_2611.N1	12-OCT-2006 14:49:21	Bright	28.500	82	48Bet UMa	2.3650	10600.	57	24141	No

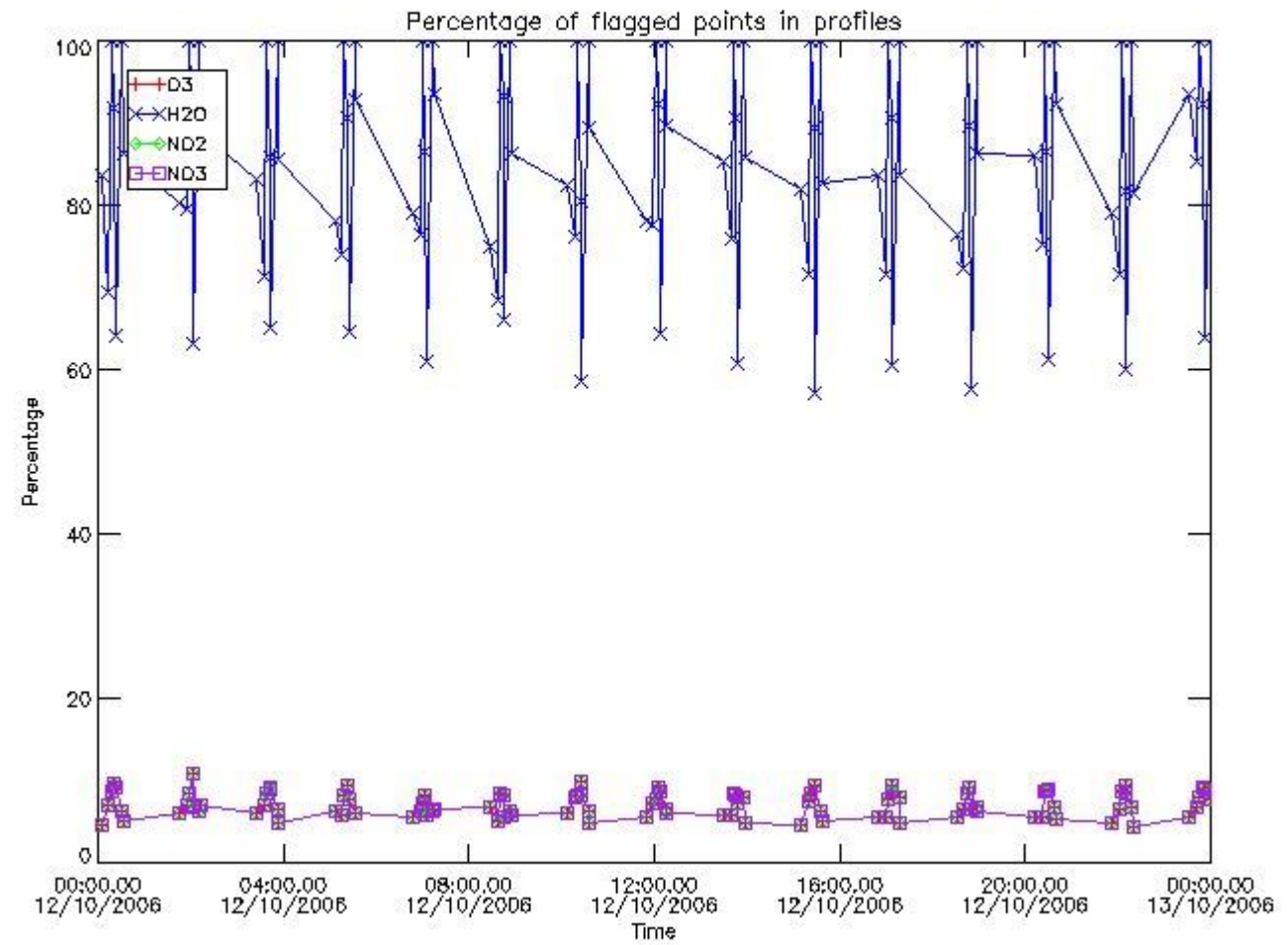
161	GOM_NL__2PRFIN20061012_145242_000000292052_00039_24141_2612.N1	12-OCT-2006 14:52:42	Bright	29.000	174	52Psi UMa	3.0040	4400.0	58	24141	No
162	GOM_NL__2PRFIN20061012_145933_000000362052_00039_24141_2613.N1	12-OCT-2006 14:59:33	Bright	35.500	166	17Eps Leo	2.9800	6000.0	71	24141	No
163	GOM_NL__2PRFIN20061012_150245_000000502052_00039_24141_2614.N1	12-OCT-2006 15:02:45	Bright	50.000	22	32Alp Leo	1.3600	15200.	100	24141	No
164	GOM_NL__2PRFIN20061012_150954_000000452052_00039_24141_2615.N1	12-OCT-2006 15:09:54	Dark	44.500	48	30Alp Hya	1.9770	4100.0	89	24141	No
165	GOM_NL__2PRFIN20061012_151929_000000342052_00039_24141_2616.N1	12-OCT-2006 15:19:29	Dark	34.000	65	Lam Vel	2.2040	4400.0	68	24141	No
166	GOM_NL__2PRFIN20061012_152232_000000372052_00039_24141_2617.N1	12-OCT-2006 15:22:32	Dark	36.500	34	Gam2Vel	1.7930	23000.	73	24141	No
167	GOM_NL__2PRFIN20061012_152643_000000392052_00040_24142_2601.N1	12-OCT-2006 15:26:43	Dark	38.500	161	Tau Pup	2.9310	4500.0	77	24142	No
168	GOM_NL__2PRFIN20061012_152805_000000442052_00040_24142_2602.N1	12-OCT-2006 15:28:05	Dark	43.500	2	Alp Car	-0.73600	7000.0	87	24142	No
169	GOM_NL__2PRFIN20061012_153616_000000332052_00040_24142_2603.N1	12-OCT-2006 15:36:16	Dark	32.500	143	Alp Hyi	2.8570	7200.0	65	24142	No
170	GOM_NL__2PRFIN20061012_153743_000000412052_00040_24142_2604.N1	12-OCT-2006 15:37:43	Dark	40.500	9	Alp Eri	0.45300	24000.	81	24142	No
171	GOM_NL__2PRFIN20061012_154926_000000402052_00040_24142_2605.N1	12-OCT-2006 15:49:26	Straylight	39.500	52	16Bet Cet	2.0370	4500.0	79	24142	No
172	GOM_NL__2PRFIN20061012_155913_000000302052_00040_24142_2606.N1	12-OCT-2006 15:59:13	Bright	30.000	140	88Gam Peg	2.8340	26000.	60	24142	No
173	GOM_NL__2PRFIN20061012_160312_000000302052_00040_24142_2607.N1	12-OCT-2006 16:03:12	Bright	30.000	58	21Alp And	2.0730	11000.	60	24142	No
174	GOM_NL__2PRFIN20061012_161123_000000322052_00040_24142_2608.N1	12-OCT-2006 16:11:23	Bright	31.500	68	18Alp Cas	2.2250	4500.0	63	24142	No
175	GOM_NL__2PRFIN20061012_161246_000000312052_00040_24142_2609.N1	12-OCT-2006 16:12:46	Bright	31.000	76	27Gam Cas	2.3000	30000.	62	24142	No
176	GOM_NL__2PRFIN20061012_162013_000000292052_00040_24142_2610.N1	12-OCT-2006 16:20:13	Bright	29.000	49	1Alp UMi	1.9900	6300.0	58	24142	No
177	GOM_NL__2PRFIN20061012_162824_000000322052_00040_24142_2611.N1	12-OCT-2006 16:28:24	Bright	32.000	36	50Alp UMa	1.8000	6300.0	64	24142	No
178	GOM_NL__2PRFIN20061012_162957_000000292052_00040_24142_2612.N1	12-OCT-2006 16:29:57	Bright	29.000	82	48Bet UMa	2.3650	10600.	58	24142	No
179	GOM_NL__2PRFIN20061012_163318_000000462052_00040_24142_2613.N1	12-OCT-2006 16:33:18	Bright	46.000	174	52Psi UMa	3.0040	4400.0	92	24142	No
180	GOM_NL__2PRFIN20061012_164010_000000332052_00040_24142_2614.N1	12-OCT-2006 16:40:10	Bright	32.500	166	17Eps Leo	2.9800	6000.0	65	24142	No
181	GOM_NL__2PRFIN20061012_164321_000000502052_00040_24142_2615.N1	12-OCT-2006 16:43:21	Bright	50.000	22	32Alp Leo	1.3600	15200.	100	24142	No
182	GOM_NL__2PRFIN20061012_165030_000000462052_00040_24142_2616.N1	12-OCT-2006 16:50:30	Dark	46.000	48	30Alp Hya	1.9770	4100.0	92	24142	No
183	GOM_NL__2PRFIN20061012_170005_000000382052_00040_24142_2617.N1	12-OCT-2006 17:00:05	Dark	37.500	65	Lam Vel	2.2040	4400.0	75	24142	No
184	GOM_NL__2PRFIN20061012_170308_000000402052_00040_24142_2618.N1	12-OCT-2006 17:03:08	Dark	40.000	34	Gam2Vel	1.7930	23000.	80	24142	No
185	GOM_NL__2PRFIN20061012_170720_000000382052_00041_24143_2602.N1	12-OCT-2006 17:07:20	Dark	38.000	161	Tau Pup	2.9310	4500.0	76	24143	No
186	GOM_NL__2PRFIN20061012_170842_000000412052_00041_24143_2603.N1	12-OCT-2006 17:08:42	Dark	41.000	2	Alp Car	-0.73600	7000.0	82	24143	No
187	GOM_NL__2PRFIN20061012_171652_000000332052_00041_24143_2604.N1	12-OCT-2006 17:16:52	Dark	32.500	143	Alp Hyi	2.8570	7200.0	65	24143	No
188	GOM_NL__2PRFIN20061012_171819_000000432052_00041_24143_2605.N1	12-OCT-2006 17:18:19	Dark	42.500	9	Alp Eri	0.45300	24000.	85	24143	No
189	GOM_NL__2PRFIN20061012_173003_000000402052_00041_24143_2606.N1	12-OCT-2006 17:30:03	Straylight	39.500	52	16Bet Cet	2.0370	4500.0	79	24143	No
190	GOM_NL__2PRFIN20061012_173949_000000322052_00041_24143_2607.N1	12-OCT-2006 17:39:49	Bright	31.500	140	88Gam Peg	2.8340	26000.	63	24143	No
191	GOM_NL__2PRFIN20061012_174348_000000322052_00041_24143_2608.N1	12-OCT-2006 17:43:48	Bright	31.500	58	21Alp And	2.0730	11000.	63	24143	No
192	GOM_NL__2PRFIN20061012_175158_000000322052_00041_24143_2609.N1	12-OCT-2006 17:51:58	Bright	32.000	68	18Alp Cas	2.2250	4500.0	64	24143	No
193	GOM_NL__2PRFIN20061012_175321_000000322052_00041_24143_2610.N1	12-OCT-2006 17:53:21	Bright	32.000	76	27Gam Cas	2.3000	30000.	64	24143	No
194	GOM_NL__2PRFIN20061012_180050_000000472052_00041_24143_2611.N1	12-OCT-2006 18:00:50	Bright	47.000	49	1Alp UMi	1.9900	6300.0	94	24143	No
195	GOM_NL__2PRFIN20061012_180900_000000322052_00041_24143_2612.N1	12-OCT-2006 18:09:00	Bright	31.500	36	50Alp UMa	1.8000	6300.0	63	24143	No
196	GOM_NL__2PRFIN20061012_181033_000000282052_00041_24143_2613.N1	12-OCT-2006 18:10:33	Bright	28.000	82	48Bet UMa	2.3650	10600.	56	24143	No
197	GOM_NL__2PRFIN20061012_181354_000000302052_00041_24143_2614.N1	12-OCT-2006 18:13:54	Bright	29.500	174	52Psi UMa	3.0040	4400.0	59	24143	No
198	GOM_NL__2PRFIN20061012_182046_000000352052_00041_24143_2615.N1	12-OCT-2006 18:20:46	Bright	34.500	166	17Eps Leo	2.9800	6000.0	69	24143	No
199	GOM_NL__2PRFIN20061012_182357_000000502052_00041_24143_2616.N1	12-OCT-2006 18:23:57	Bright	50.000	22	32Alp Leo	1.3600	15200.	100	24143	No
200	GOM_NL__2PRFIN20061012_183106_000000472052_00041_24143_2617.N1	12-OCT-2006 18:31:06	Dark	47.000	48	30Alp Hya	1.9770	4100.0	94	24143	No
201	GOM_NL__2PRFIN20061012_184042_000000402052_00041_24143_2618.N1	12-OCT-2006 18:40:42	Dark	40.000	65	Lam Vel	2.2040	4400.0	80	24143	No
202	GOM_NL__2PRFIN20061012_184345_000000362052_00041_24143_2619.N1	12-OCT-2006 18:43:45	Dark	36.000	34	Gam2Vel	1.7930	23000.	72	24143	No
203	GOM_NL__2PRFIN20061012_184757_000000392052_00042_24144_2603.N1	12-OCT-2006 18:47:57	Dark	39.000	161	Tau Pup	2.9310	4500.0	78	24144	No
204	GOM_NL__2PRFIN20061012_184919_000000472052_00042_24144_2604.N1	12-OCT-2006 18:49:19	Dark	46.500	2	Alp Car	-0.73600	7000.0	93	24144	No
205	GOM_NL__2PRFIN20061012_185728_000000312052_00042_24144_2605.N1	12-OCT-2006 18:57:28	Dark	31.000	143	Alp Hyi	2.8570	7200.0	62	24144	No
206	GOM_NL__2PRFIN20061012_185855_000000332052_00042_24144_2606.N1	12-OCT-2006 18:58:55	Dark	32.500	9	Alp Eri	0.45300	24000.	65	24144	No
207	GOM_NL__2PRFIN20061012_191039_000000372052_00042_24144_2607.N1	12-OCT-2006 19:10:39	Straylight	36.500	52	16Bet Cet	2.0370	4500.0	73	24144	No
208	GOM_NL__2PRFIN20061012_192024_000000302052_00042_24144_2608.N1	12-OCT-2006 19:20:24	Bright	30.000	140	88Gam Peg	2.8340	26000.	60	24144	No
209	GOM_NL__2PRFIN20061012_192424_000000312052_00042_24144_2609.N1	12-OCT-2006 19:24:24	Bright	31.000	58	21Alp And	2.0730	11000.	62	24144	No
210	GOM_NL__2PRFIN20061012_193234_000000332052_00042_24144_2610.N1	12-OCT-2006 19:32:34	Bright	33.000	68	18Alp Cas	2.2250	4500.0	66	24144	No
211	GOM_NL__2PRFIN20061012_193357_000000332052_00042_24144_2611.N1	12-OCT-2006 19:33:57	Bright	32.500	76	27Gam Cas	2.3000	30000.	65	24144	No
212	GOM_NL__2PRFIN20061012_194126_000000292052_00042_24144_2612.N1	12-OCT-2006 19:41:26	Bright	29.000	49	1Alp UMi	1.9900	6300.0	58	24144	No
213	GOM_NL__2PRFIN20061012_194936_000000322052_00042_24144_2613.N1	12-OCT-2006 19:49:36	Bright	31.500	36	50Alp UMa	1.8000	6300.0	63	24144	No
214	GOM_NL__2PRFIN20061012_195109_000000302052_00042_24144_2614.N1	12-OCT-2006 19:51:09	Bright	30.000	82	48Bet UMa	2.3650	10600.	60	24144	No
215	GOM_NL__2PRFIN20061012_195430_000000462052_00042_24144_2615.N1	12-OCT-2006 19:54:30	Bright	46.000	174	52Psi UMa	3.0040	4400.0	92	24144	No
216	GOM_NL__2PRFIN20061012_200122_000000362052_00042_24144_2616.N1	12-OCT-2006 20:01:22	Bright	35.500	166	17Eps Leo	2.9800	6000.0	71	24144	No
217	GOM_NL__2PRFIN20061012_200434_000000502052_00042_24144_2617.N1	12-OCT-2006 20:04:34	Bright	50.000	22	32Alp Leo	1.3600	15200.	100	24144	No
218	GOM_NL__2PRFIN20061012_201143_000000472052_00042_24144_2618.N1	12-OCT-2006 20:11:43	Dark	47.000	48	30Alp Hya	1.9770	4100.0	94	24144	No
219	GOM_NL__2PRFIN20061012_202118_000000472052_00042_24144_2619.N1	12-OCT-2006 20:21:18	Dark	47.000	65	Lam Vel	2.2040	4400.0	94	24144	No

220	GOM_NL__2PRFIN20061012_202422_000000362052_00042_24144_2620.N1	12-OCT-2006 20:24:22	Dark	35.500	34	Gam2Vel	1.7930	23000.	71	24144	No
221	GOM_NL__2PRFIN20061012_202834_000000412052_00043_24145_2623.N1	12-OCT-2006 20:28:34	Dark	41.000	161	Tau Pup	2.9310	4500.0	82	24145	No
222	GOM_NL__2PRFIN20061012_202956_000000412052_00043_24145_2624.N1	12-OCT-2006 20:29:56	Dark	40.500	2	Alp Car	-0.73600	7000.0	81	24145	No
223	GOM_NL__2PRFIN20061012_203804_000000312052_00043_24145_2625.N1	12-OCT-2006 20:38:04	Dark	31.000	143	Alp Hyi	2.8570	7200.0	62	24145	No
224	GOM_NL__2PRFIN20061012_203931_000000392052_00043_24145_2626.N1	12-OCT-2006 20:39:31	Dark	39.000	9	Alp Eri	0.45300	24000.	78	24145	No
225	GOM_NL__2PRFIN20061012_205115_000000382052_00043_24145_2627.N1	12-OCT-2006 20:51:15	Straylight	38.000	52	16Bet Cet	2.0370	4500.0	76	24145	No
226	GOM_NL__2PRFIN20061012_210100_000000312052_00043_24145_2628.N1	12-OCT-2006 21:01:00	Bright	30.500	140	88Gam Peg	2.8340	26000.	61	24145	No
227	GOM_NL__2PRFIN20061012_210500_000000312052_00043_24145_2629.N1	12-OCT-2006 21:05:00	Bright	31.000	58	21Alp And	2.0730	11000.	62	24145	No
228	GOM_NL__2PRFIN20061012_211310_000000332052_00043_24145_2630.N1	12-OCT-2006 21:13:10	Bright	33.000	68	18Alp Cas	2.2250	4500.0	66	24145	No
229	GOM_NL__2PRFIN20061012_211433_000000322052_00043_24145_2631.N1	12-OCT-2006 21:14:33	Bright	32.000	76	27Gam Cas	2.3000	30000.	64	24145	No
230	GOM_NL__2PRFIN20061012_212202_000000302052_00043_24145_2632.N1	12-OCT-2006 21:22:02	Bright	29.500	49	1Alp UMi	1.9900	6300.0	59	24145	No
231	GOM_NL__2PRFIN20061012_213012_000000322052_00043_24145_2633.N1	12-OCT-2006 21:30:12	Bright	32.000	36	50Alp UMa	1.8000	6300.0	64	24145	No
232	GOM_NL__2PRFIN20061012_213145_000000312052_00043_24145_2634.N1	12-OCT-2006 21:31:45	Bright	30.500	82	48Bet UMa	2.3650	10600.	61	24145	No
233	GOM_NL__2PRFIN20061012_213506_000000442052_00043_24145_2635.N1	12-OCT-2006 21:35:06	Bright	43.500	174	52Psi UMa	3.0040	4400.0	87	24145	No
234	GOM_NL__2PRFIN20061012_214158_000000352052_00043_24145_2636.N1	12-OCT-2006 21:41:58	Bright	34.500	166	17Eps Leo	2.9800	6000.0	69	24145	No
235	GOM_NL__2PRFIN20061012_214510_000000342052_00043_24145_2637.N1	12-OCT-2006 21:45:10	Bright	33.500	22	32Alp Leo	1.3600	15200.	67	24145	No
236	GOM_NL__2PRFIN20061012_215220_000000442052_00043_24145_2638.N1	12-OCT-2006 21:52:20	Dark	43.500	48	30Alp Hya	1.9770	4100.0	87	24145	No
237	GOM_NL__2PRFIN20061012_220154_000000392052_00043_24145_2639.N1	12-OCT-2006 22:01:54	Dark	39.000	65	Lam Vel	2.2040	4400.0	78	24145	No
238	GOM_NL__2PRFIN20061012_220458_000000362052_00043_24145_2640.N1	12-OCT-2006 22:04:58	Dark	35.500	34	Gam2Vel	1.7930	23000.	71	24145	No
239	GOM_NL__2PRFIN20061012_220910_000000392052_00044_24146_2626.N1	12-OCT-2006 22:09:10	Dark	38.500	161	Tau Pup	2.9310	4500.0	77	24146	No
240	GOM_NL__2PRFIN20061012_221033_000000432052_00044_24146_2627.N1	12-OCT-2006 22:10:33	Dark	43.000	2	Alp Car	-0.73600	7000.0	86	24146	No
241	GOM_NL__2PRFIN20061012_221840_000000312052_00044_24146_2628.N1	12-OCT-2006 22:18:40	Dark	31.000	143	Alp Hyi	2.8570	7200.0	62	24146	No
242	GOM_NL__2PRFIN20061012_222008_000000352052_00044_24146_2629.N1	12-OCT-2006 22:20:08	Dark	35.000	9	Alp Eri	0.45300	24000.	70	24146	No
243	GOM_NL__2PRFIN20061012_223151_000000372052_00044_24146_2630.N1	12-OCT-2006 22:31:51	Straylight	37.000	52	16Bet Cet	2.0370	4500.0	74	24146	No
244	GOM_NL__2PRFIN20061012_224136_000000322052_00044_24146_2631.N1	12-OCT-2006 22:41:36	Bright	32.000	140	88Gam Peg	2.8340	26000.	64	24146	No
245	GOM_NL__2PRFIN20061012_224535_000000322052_00044_24146_2632.N1	12-OCT-2006 22:45:35	Bright	31.500	58	21Alp And	2.0730	11000.	63	24146	No
246	GOM_NL__2PRFIN20061012_225345_000000322052_00044_24146_2633.N1	12-OCT-2006 22:53:45	Bright	31.500	68	18Alp Cas	2.2250	4500.0	63	24146	No
247	GOM_NL__2PRFIN20061012_225509_000000322052_00044_24146_2634.N1	12-OCT-2006 22:55:09	Bright	32.000	76	27Gam Cas	2.3000	30000.	64	24146	No
248	GOM_NL__2PRFIN20061012_230237_000000272052_00044_24146_2635.N1	12-OCT-2006 23:02:37	Bright	26.500	49	1Alp UMi	1.9900	6300.0	53	24146	No
249	GOM_NL__2PRFIN20061012_231048_000000322052_00044_24146_2636.N1	12-OCT-2006 23:10:48	Bright	32.000	36	50Alp UMa	1.8000	6300.0	64	24146	No
250	GOM_NL__2PRFIN20061012_231221_000000302052_00044_24146_2637.N1	12-OCT-2006 23:12:21	Bright	29.500	82	48Bet UMa	2.3650	10600.	59	24146	No
251	GOM_NL__2PRFIN20061012_231542_000000462052_00044_24146_2638.N1	12-OCT-2006 23:15:42	Bright	46.000	174	52Psi UMa	3.0040	4400.0	92	24146	No
252	GOM_NL__2PRFIN20061012_232234_000000342052_00044_24146_2639.N1	12-OCT-2006 23:22:34	Bright	33.500	166	17Eps Leo	2.9800	6000.0	67	24146	No
253	GOM_NL__2PRFIN20061012_232546_000000352052_00044_24146_2640.N1	12-OCT-2006 23:25:46	Bright	34.500	22	32Alp Leo	1.3600	15200.	69	24146	No
254	GOM_NL__2PRFIN20061012_233257_000000472052_00044_24146_2641.N1	12-OCT-2006 23:32:57	Dark	46.500	48	30Alp Hya	1.9770	4100.0	93	24146	No
255	GOM_NL__2PRFIN20061012_234231_000000382052_00044_24146_2642.N1	12-OCT-2006 23:42:31	Dark	38.000	65	Lam Vel	2.2040	4400.0	76	24146	No
256	GOM_NL__2PRFIN20061012_234535_000000392052_00044_24146_2643.N1	12-OCT-2006 23:45:35	Dark	38.500	34	Gam2Vel	1.7930	23000.	77	24146	No
257	GOM_NL__2PRFIN20061012_234947_000000392052_00045_24147_2628.N1	12-OCT-2006 23:49:47	Dark	39.000	161	Tau Pup	2.9310	4500.0	78	24147	No
258	GOM_NL__2PRFIN20061012_235109_000000412052_00045_24147_2629.N1	12-OCT-2006 23:51:09	Dark	40.500	2	Alp Car	-0.73600	7000.0	81	24147	No
259	GOM_NL__2PRFIN20061012_235917_000000332052_00045_24147_2630.N1	12-OCT-2006 23:59:17	Dark	33.000	143	Alp Hyi	2.8570	7200.0	66	24147	No

3. Quality information per product

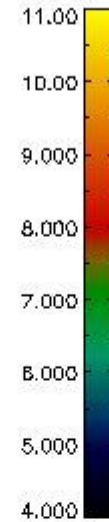
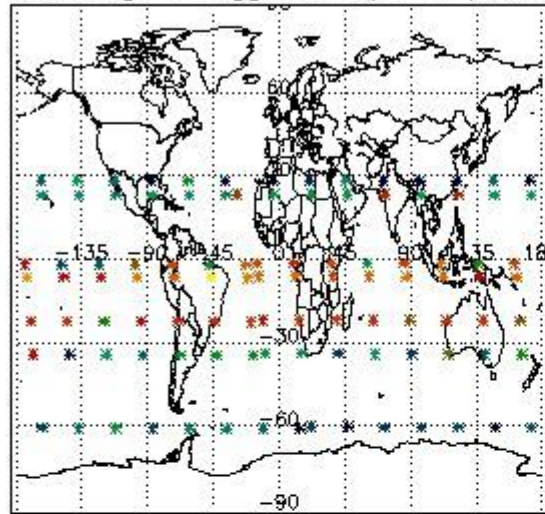
In this section it is plotted some information contained in the Quality Summary data set of the level 2 products. Only products in dark limb conditions and without errors (error flag in the MPH set to "0") are used.

3.1 Plot quality information per product (time dependant)

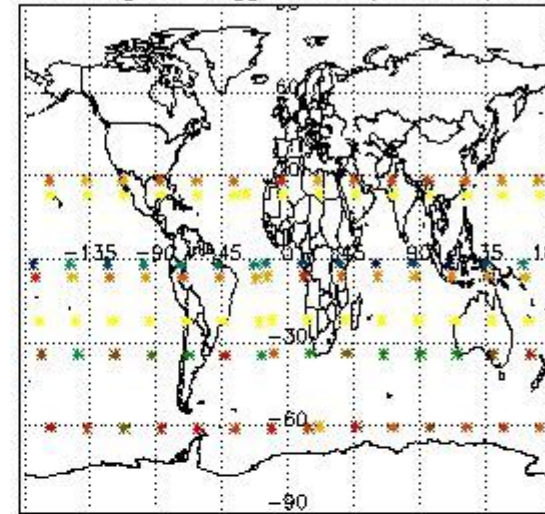


3.2 Plot quality information per product (world map)

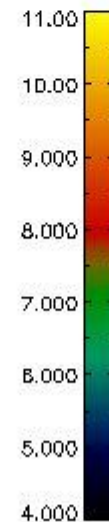
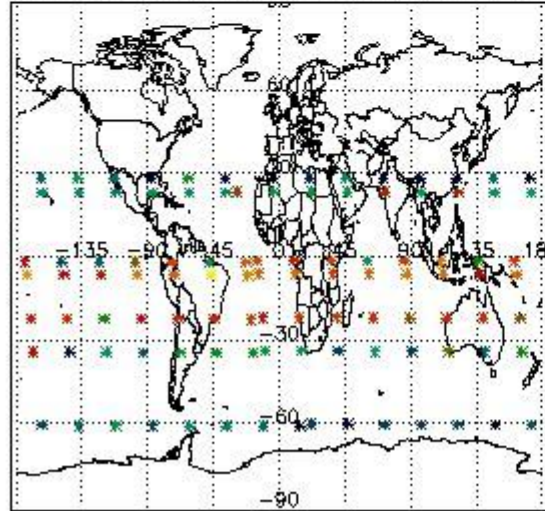
Percentage of flagged data per O3 profile



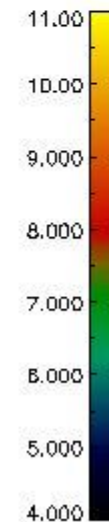
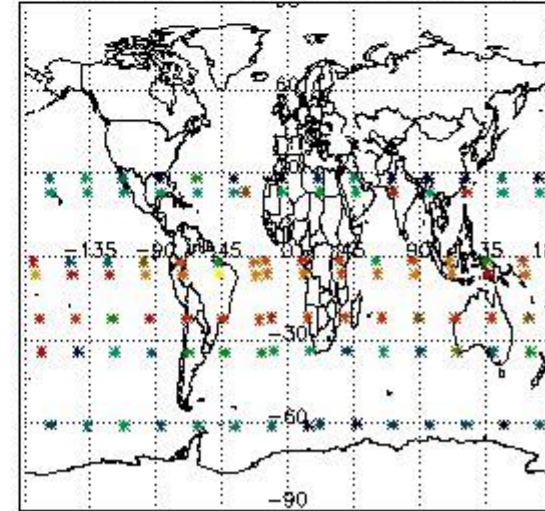
Percentage of flagged data per H2O profile



Percentage of flagged data per NO2 profile



Percentage of flagged data per NO3 profile

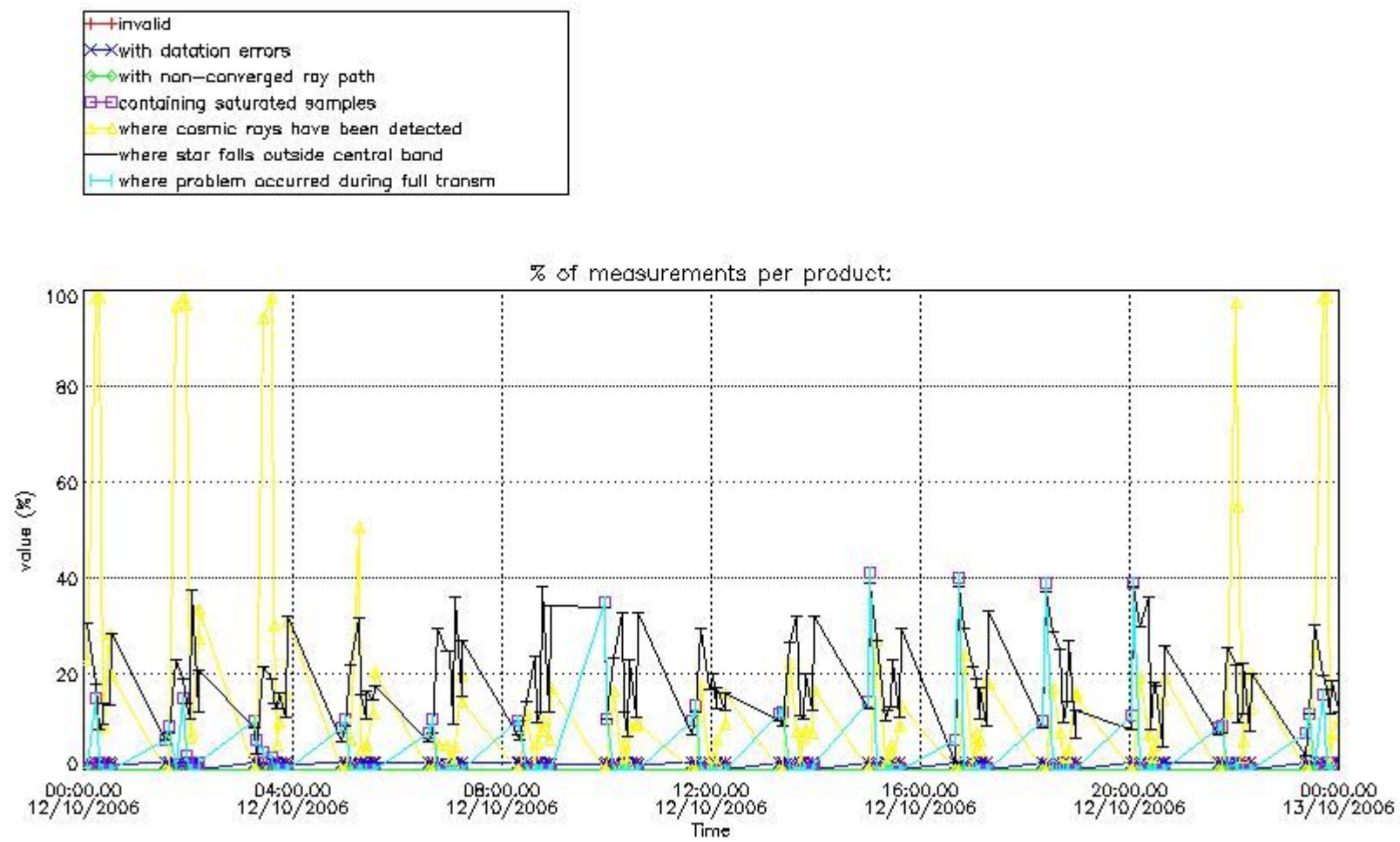


4. Level 1 quality information per product

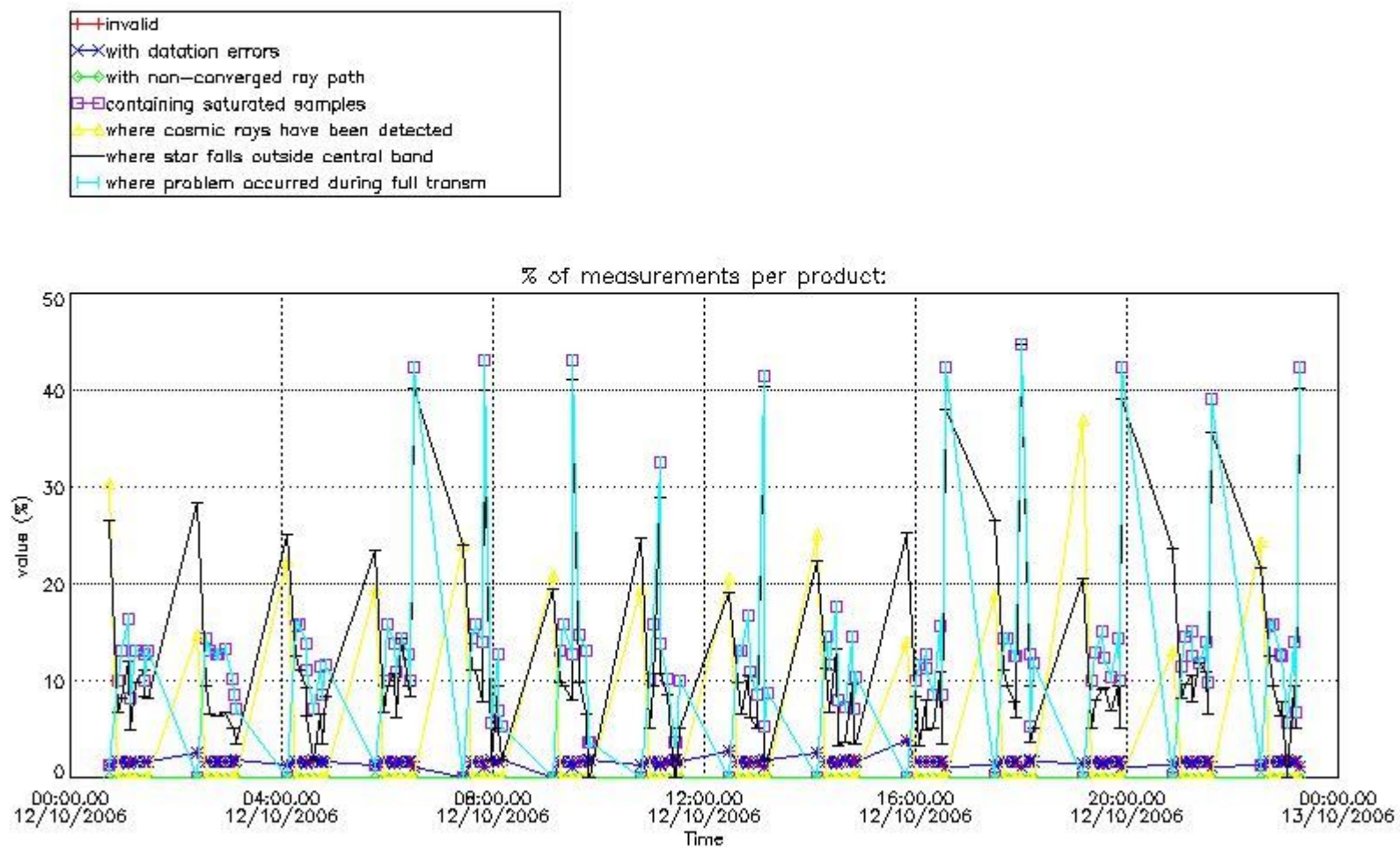
In this section it is plotted some information contained in the Quality Summary data set of the level 2 products that comes from the level 1b processing. Products without errors (error flag in the MPH set to "0") are used.

4.1 Plot quality information per product (time dependant) coming from level 1b processing

4.1.1 Plot level 1 quality information per product (time dependant): ENVISAT ASCENDING passes



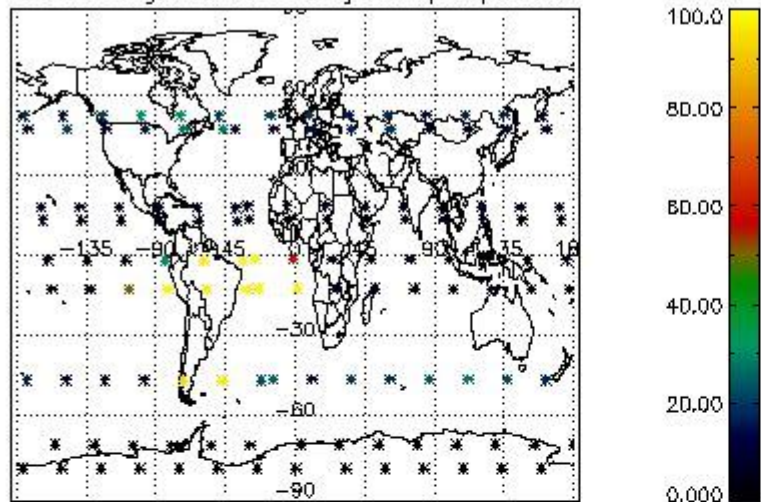
4.1.2 Plot level 1 quality information per product (time dependant): ENVI SAT DESCENDING passes



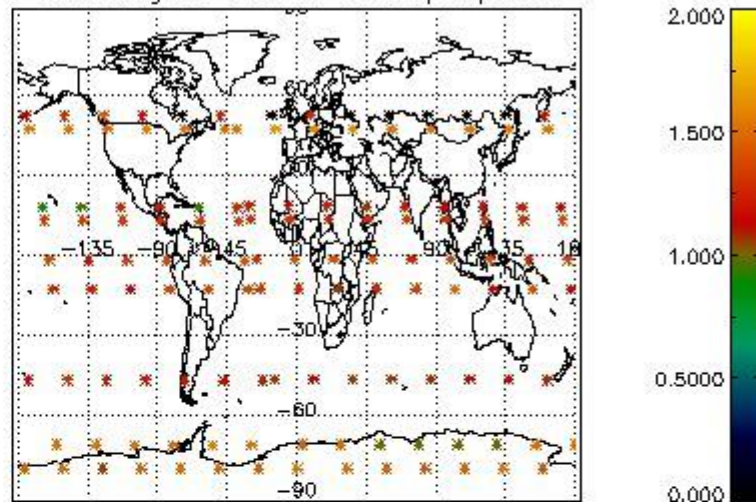
4.2 Plot quality information per product coming from level 1b processing (world map)

4.2.1 Plot level 1 quality information per product (world map): ENVISAT ASCENDING passes

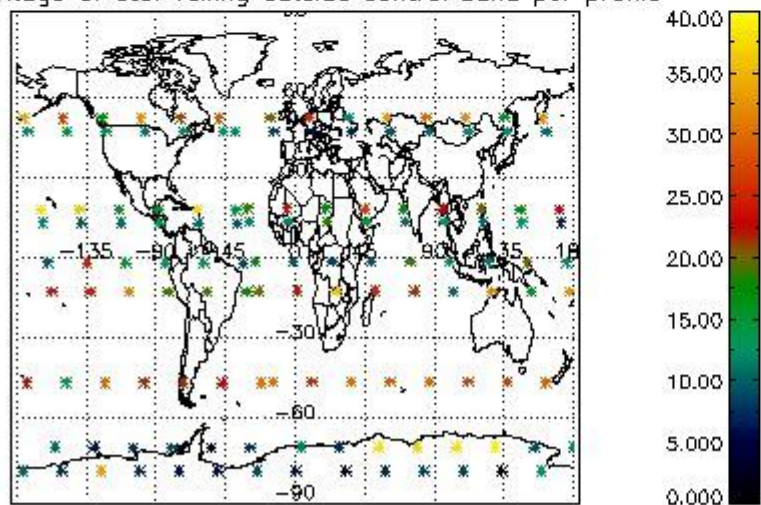
Percentage of cosmic ray hits per profile



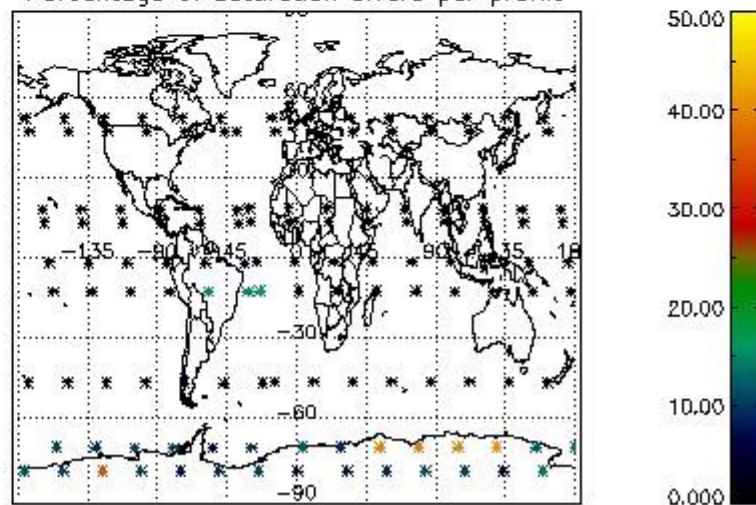
Percentage of datation errors per profile



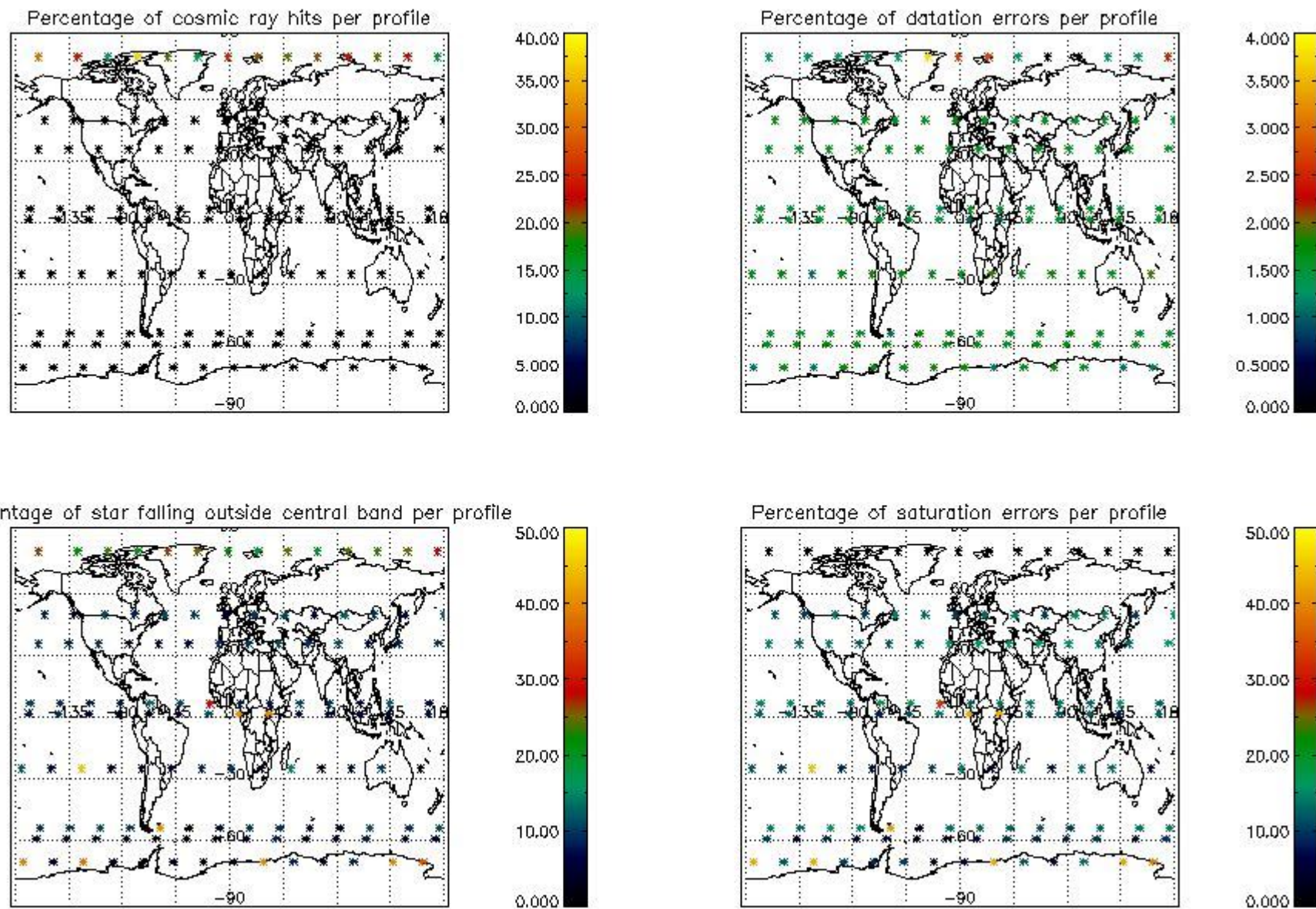
Percentage of star falling outside central band per profile



Percentage of saturation errors per profile



4.2.2 Plot level 1 quality information per product (world map): ENVISAT DESCENDING passes



5. Trace gas profiles

5.1 Ozone statistics based on quality of products

The final quality of the products can be "measured" using the STD (Standard Deviation) attached to every point profile. This information is written to the parameter GOM_NL__2P/NL_LOCAL_SPECIES_DENSITY/o3_std of the level 2 products. The table below shows the statistics for given STD ranges.

The statistics are given with respect to the overall valid production:

- Products without fatal errors: GOM_NL__2P/MPH/PRODUCT_ERR=0
- Valid point profile: GOM_NL__2P/NL_LOCAL_SPECIES_DENSITY/pcd(0)=0

The 'Criteria' is applied to valid points of dark limb products:

- Products in dark limb illumination condition: GOM_NL__2P/NL_SUMMARY_QUALITY/obs_ill_cond=0
- Products without fatal errors: GOM_NL__2P/MPH/PRODUCT_ERR=0
- Valid point profile: GOM_NL__2P/NL_LOCAL_SPECIES_DENSITY/pcd(0)=0

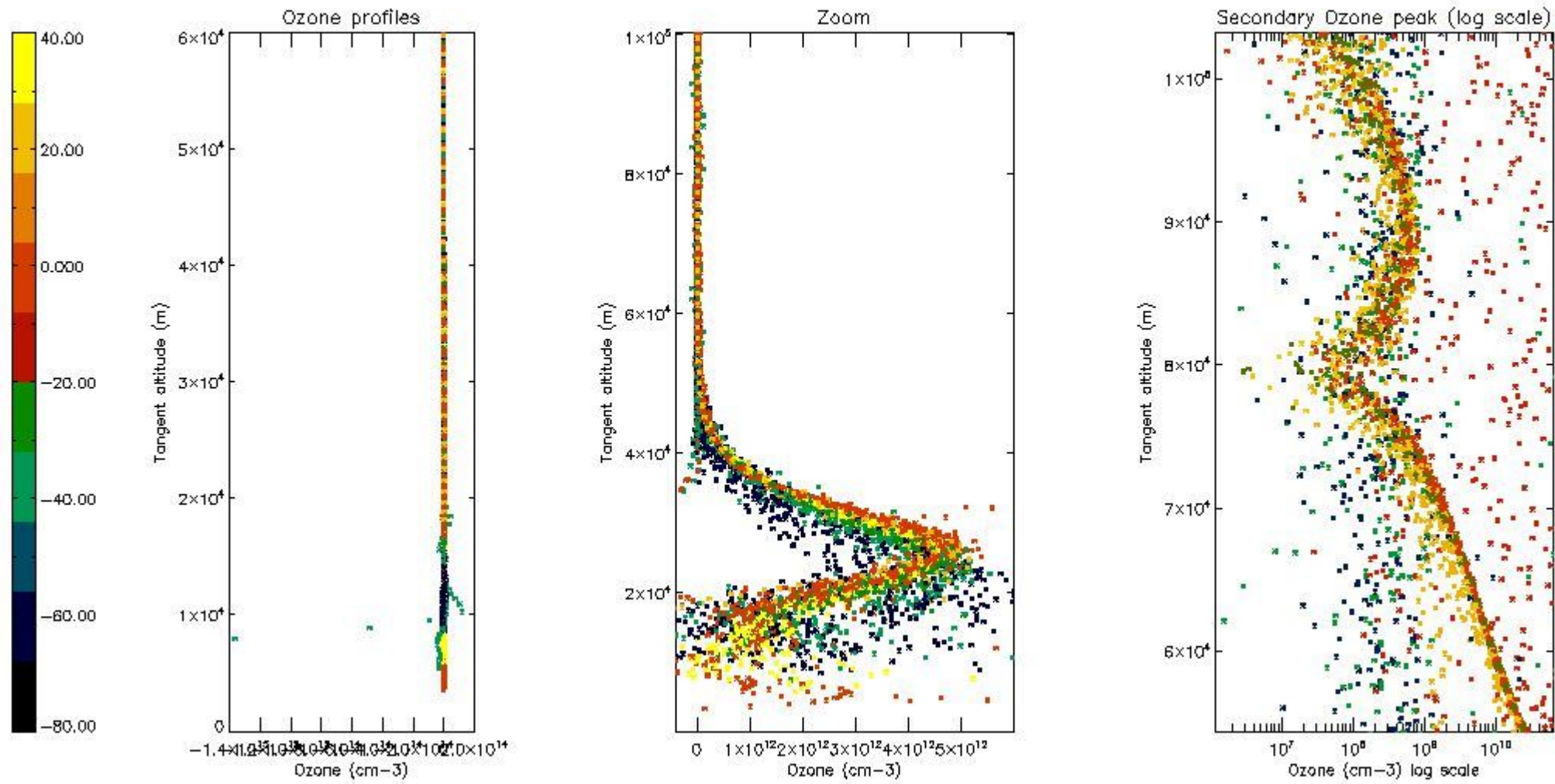
So, the table below shows the percentage of dark limb and valid observations for each criteria with respect to the overall valid daily observations.

Criteria	% of total production
All STD	45
STD < 20	24

STD < 10	18
STD < 5	12

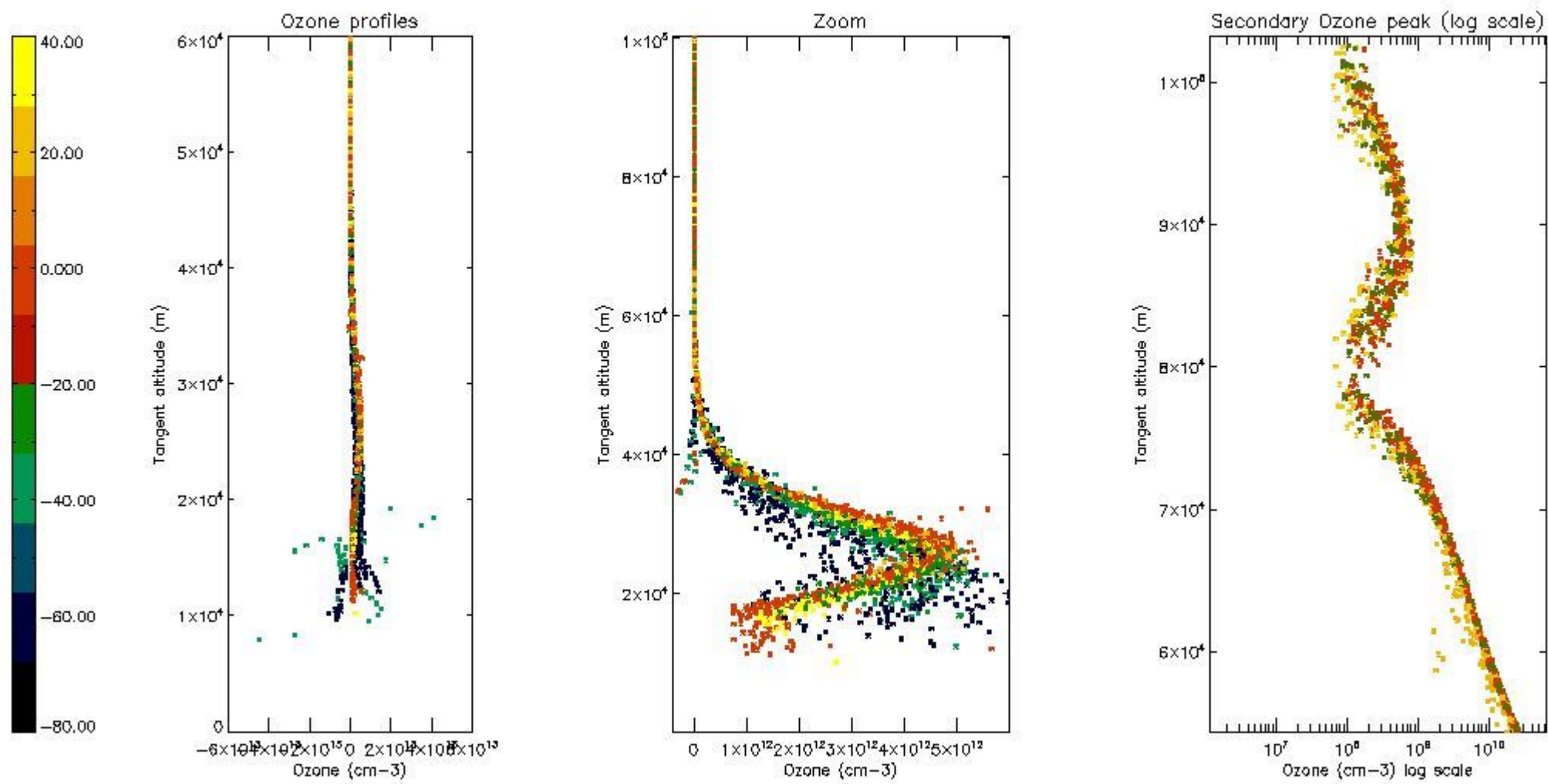
5.2 Plot ozone profiles for all STD (dark without errors)

The colorbar represents the latitude.



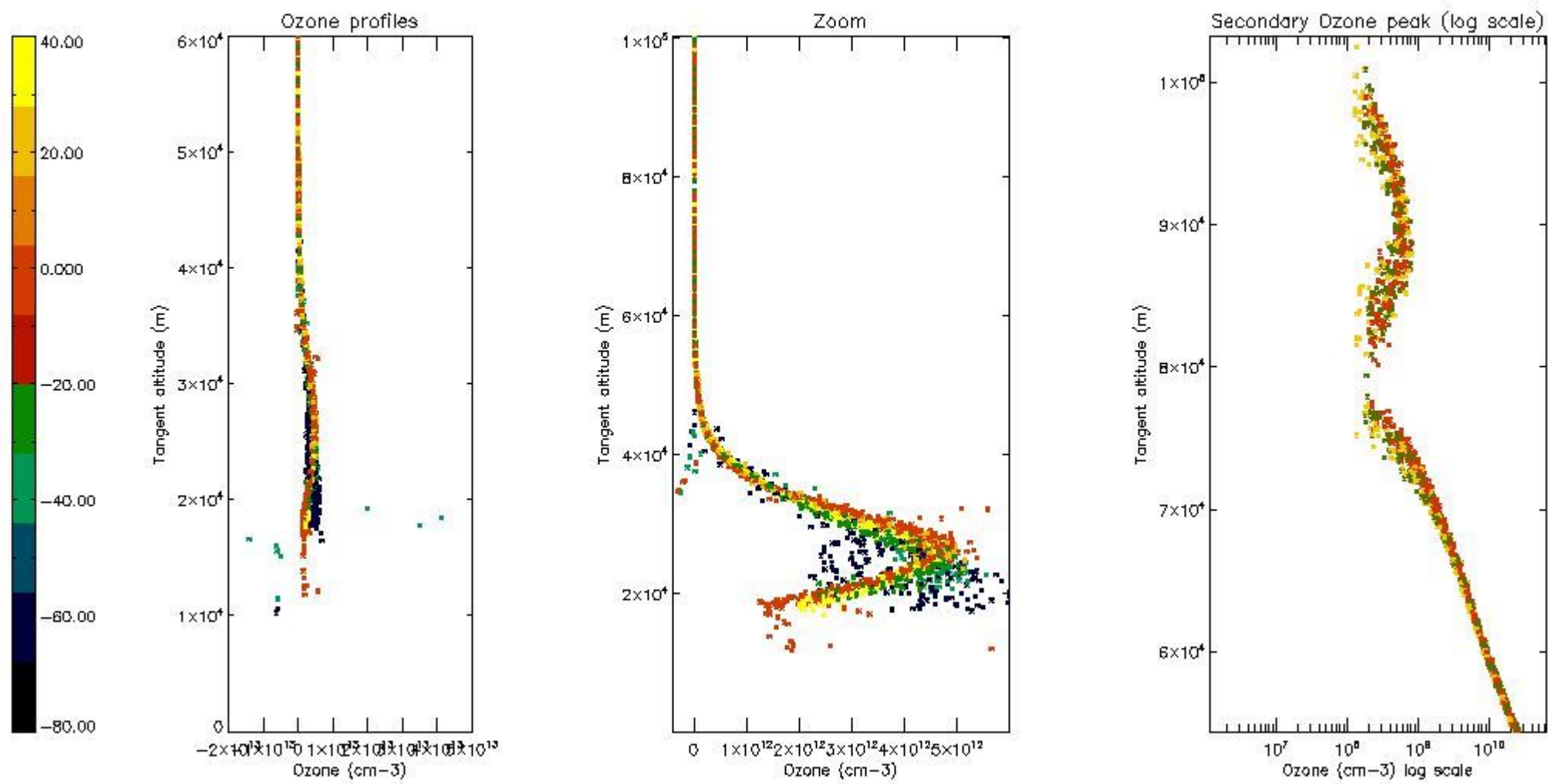
5.3 Plot ozone profiles where STD < 20% (dark without errors)

The colorbar represents the latitude.



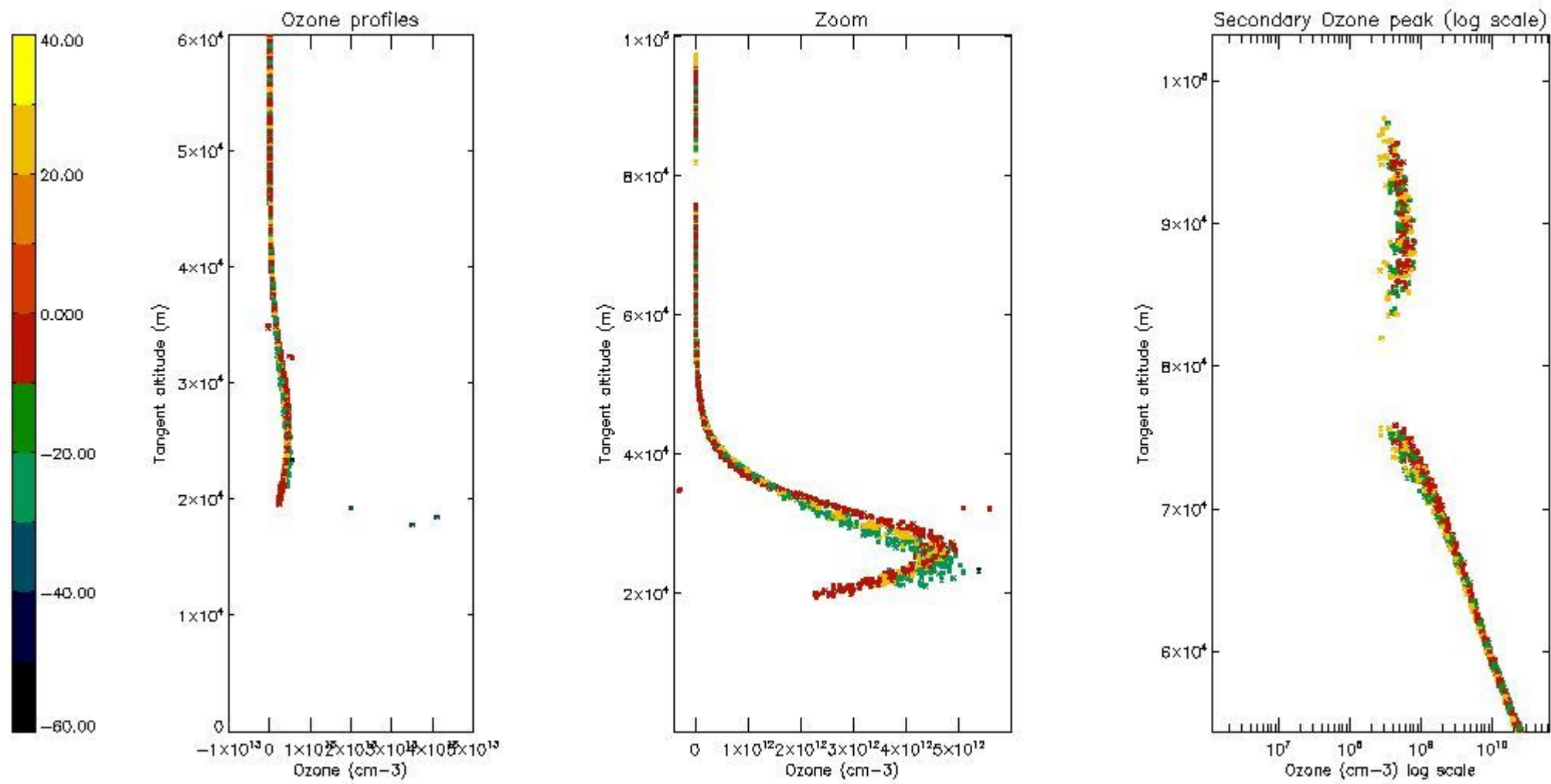
5.4 Plot ozone profiles where STD < 10% (dark without errors)

The colorbar represents the latitude.



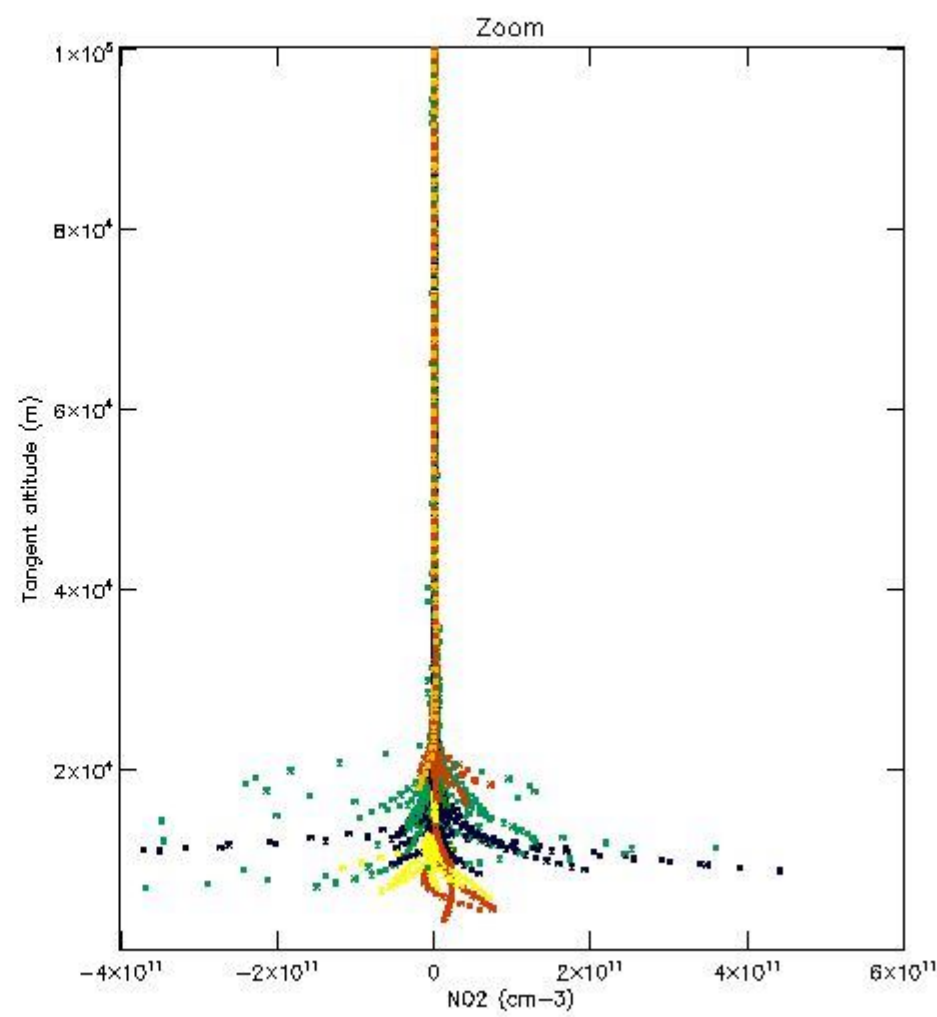
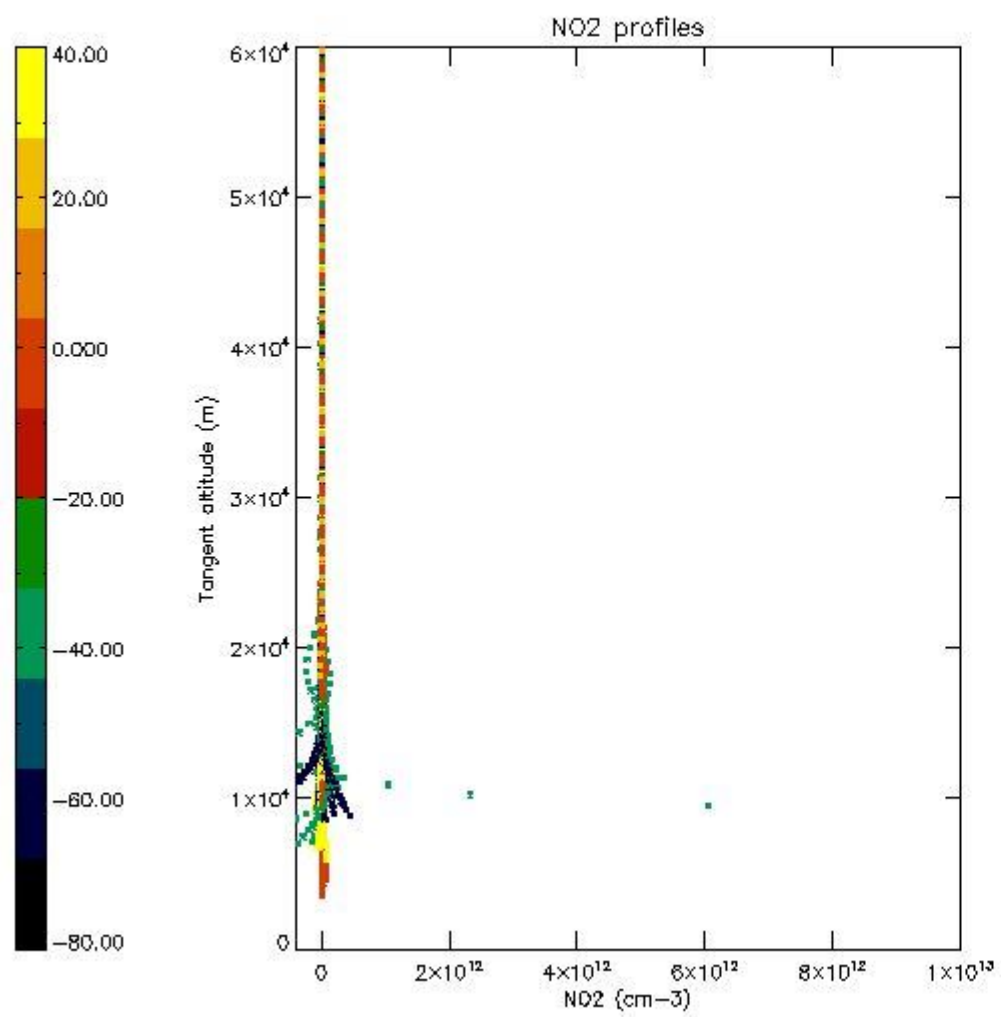
5.5 Plot ozone profiles where STD < 5% (dark without errors)

The colorbar represents the latitude.



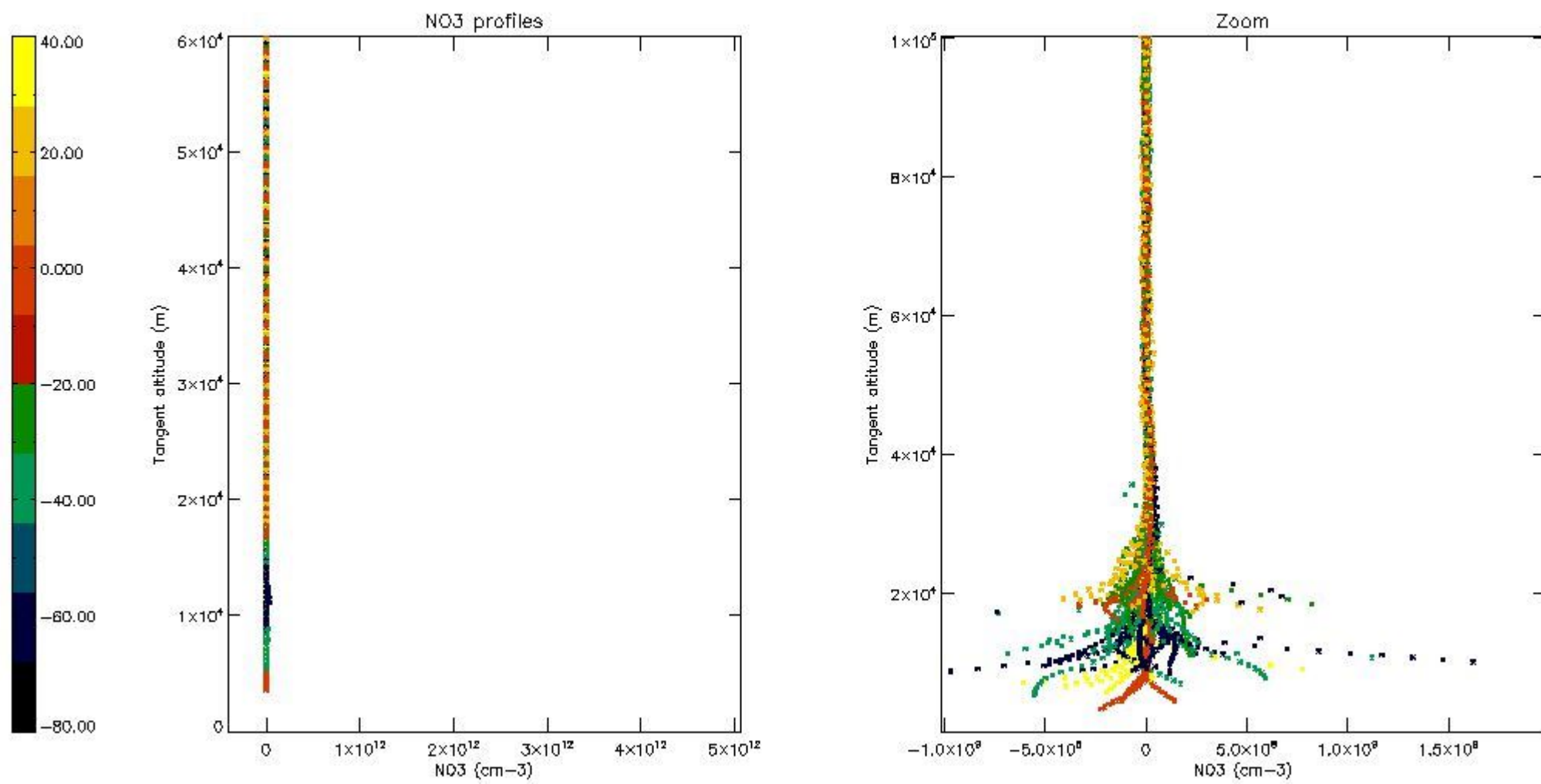
5.6 Plot NO₂ profiles for all STD (dark without errors)

The colorbar represents the latitude.



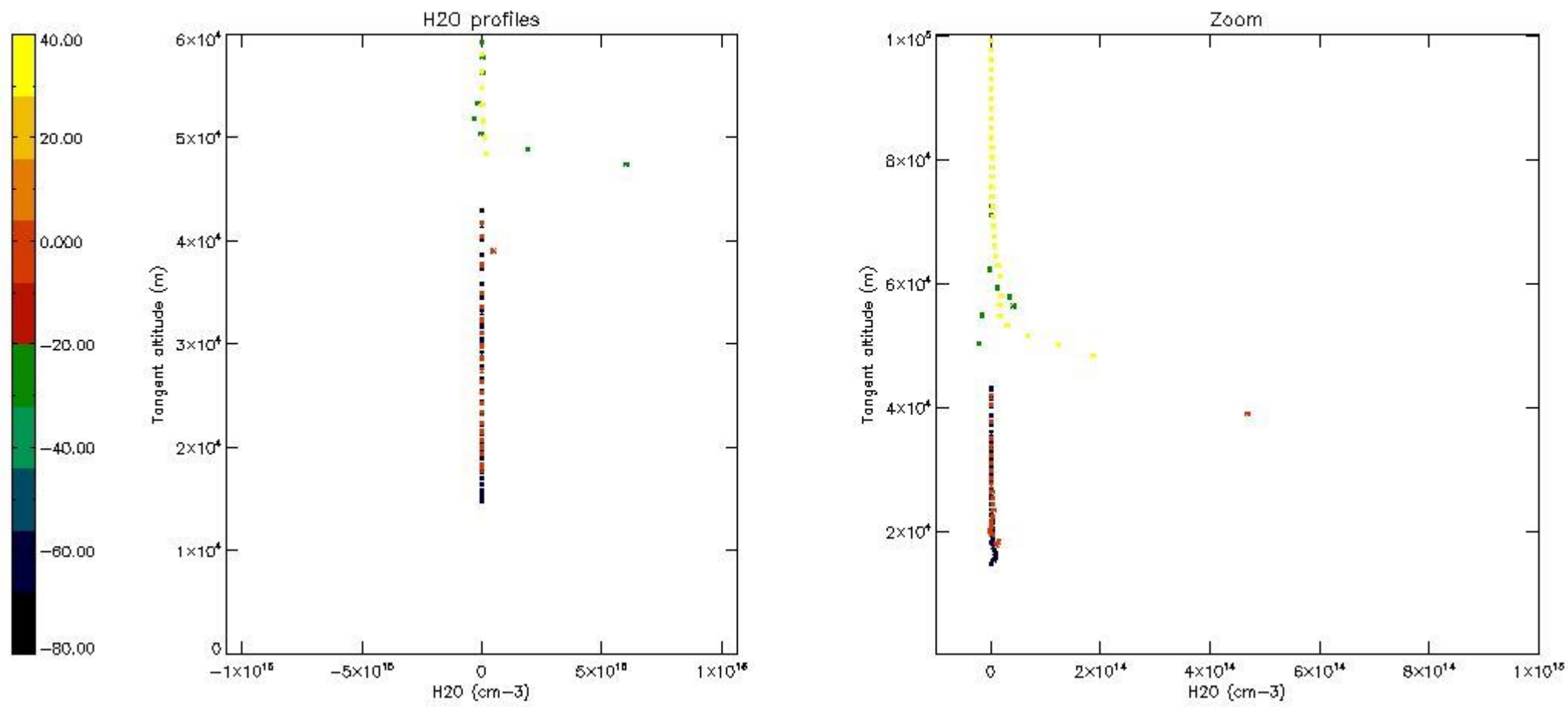
5.7 Plot NO3 profiles for all STD (dark without errors)

The colorbar represents the latitude.



5.8 Plot H2O profiles for all STD (only for occultations of stars 1,2,3,4,13,14,16,26,63 dark without errors)

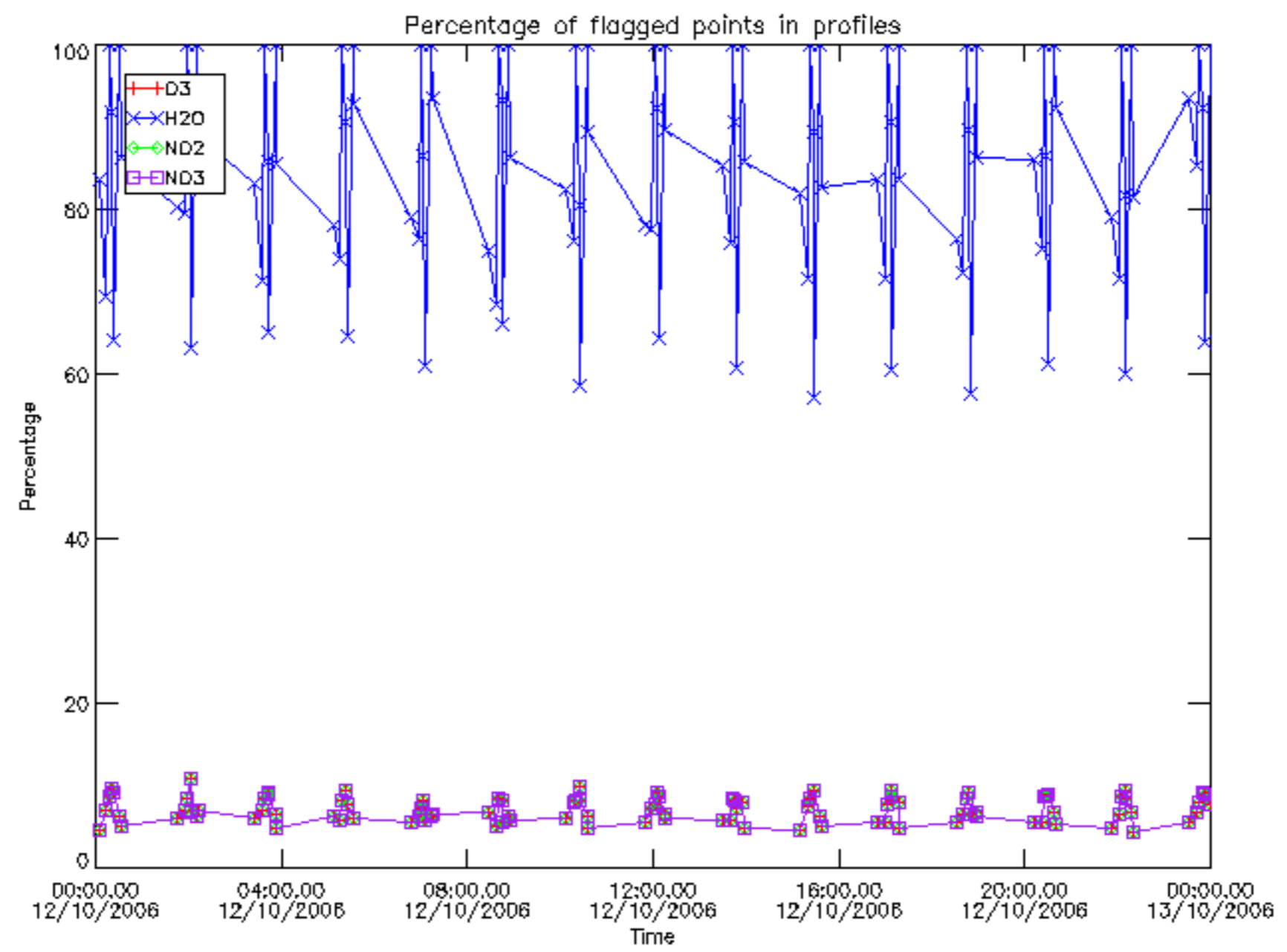
The colorbar represents the latitude.



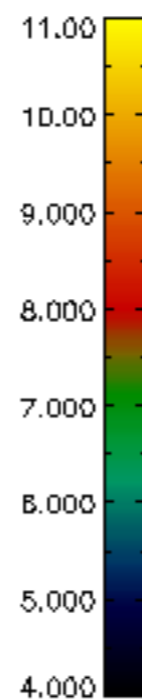
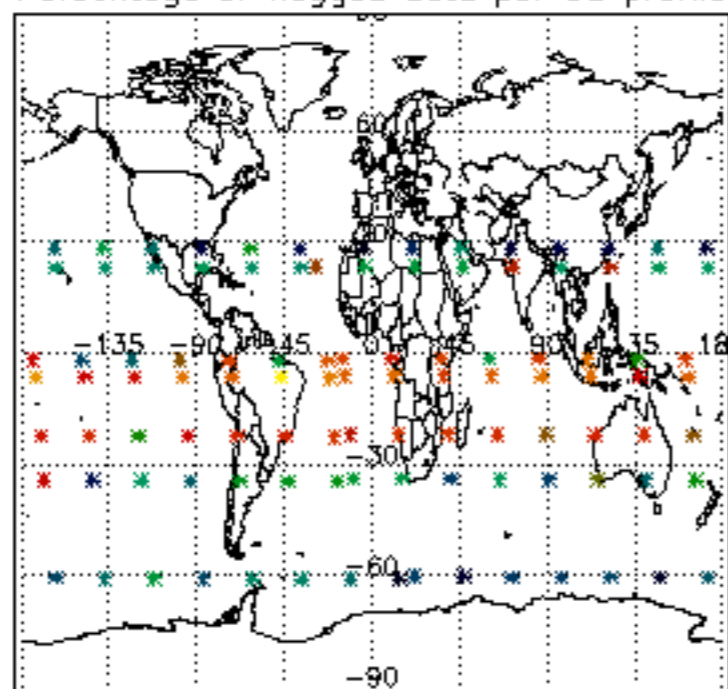
6. Auxiliary Data Files used for the production reported in section 2

The number reported in the third column indicates since which file (see list in section 2) the corresponding auxiliary file has been used. The fourth column is the date of those product files.

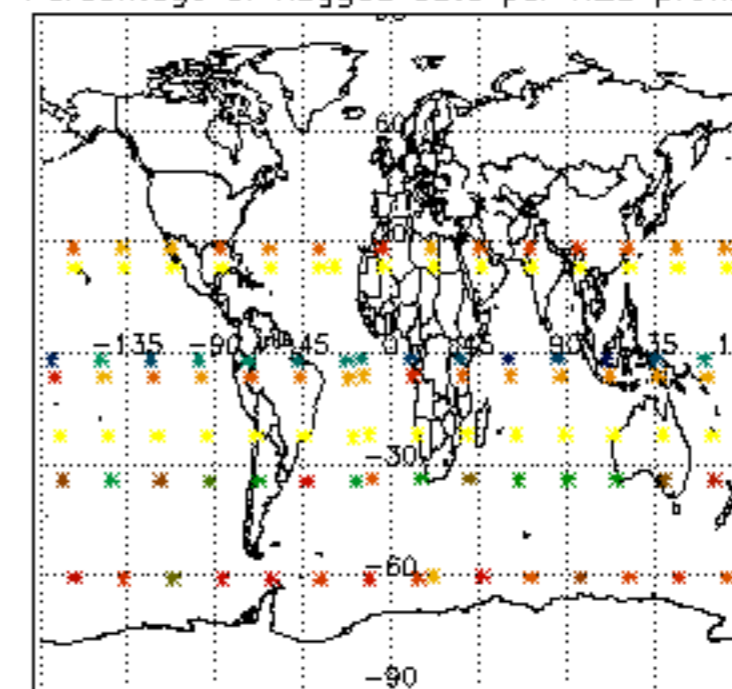
Type	Auxiliary Filename	Used since product	Used since product date
INST_PHYS_CHARACTERISTICS	GOM_INS_AXVIEC20091111_143220_20030716_120000_20500101_000000	1	12-OCT-2006 00:04:25
LEVEL-2_PROC_CONFIG	GOM_PR2_AXVIEC20091111_152718_20020301_000000_20500101_000000	1	12-OCT-2006 00:04:25
CROSS_SECTIONS_FILE	GOM_CRS_AXVIEC20091111_154832_20020301_000000_20500101_000000	1	12-OCT-2006 00:04:25



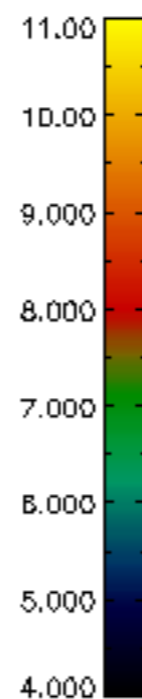
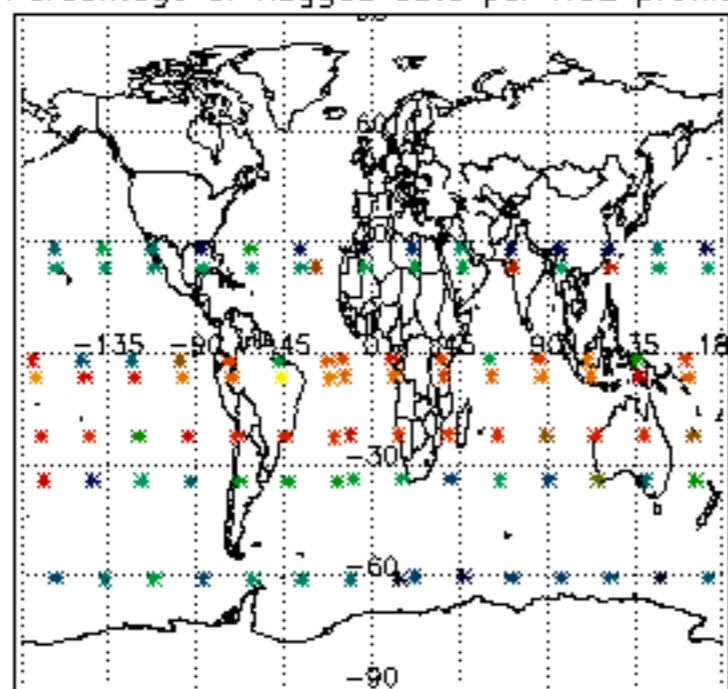
Percentage of flagged data per D3 profile



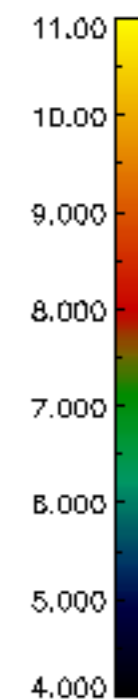
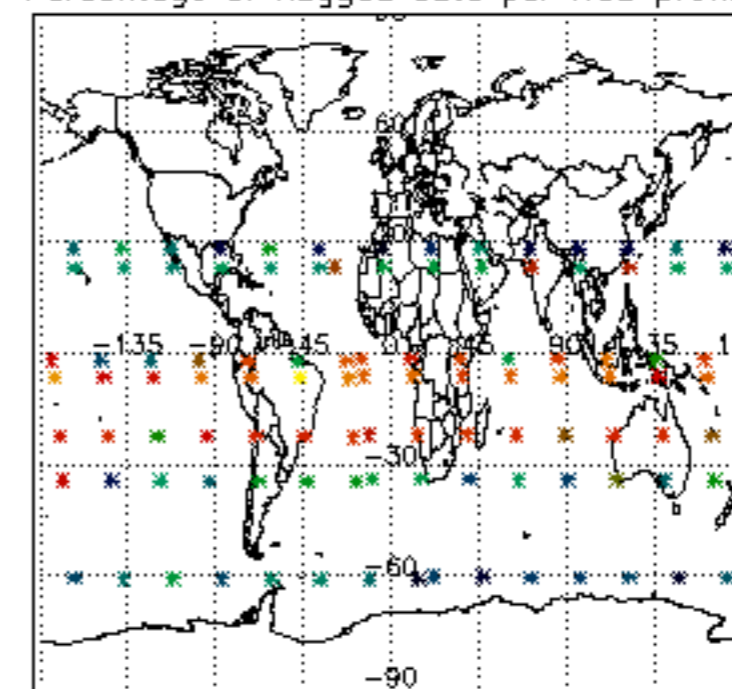
Percentage of flagged data per H2O profile

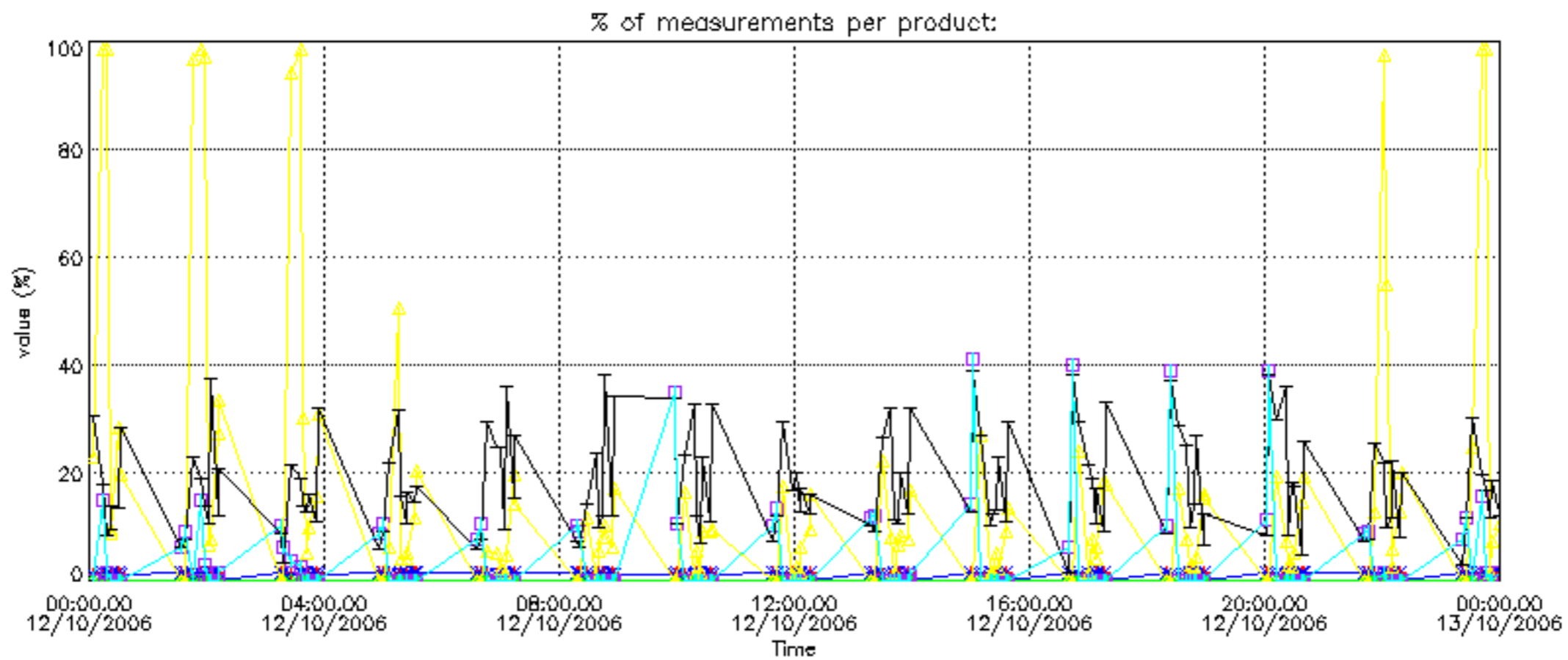


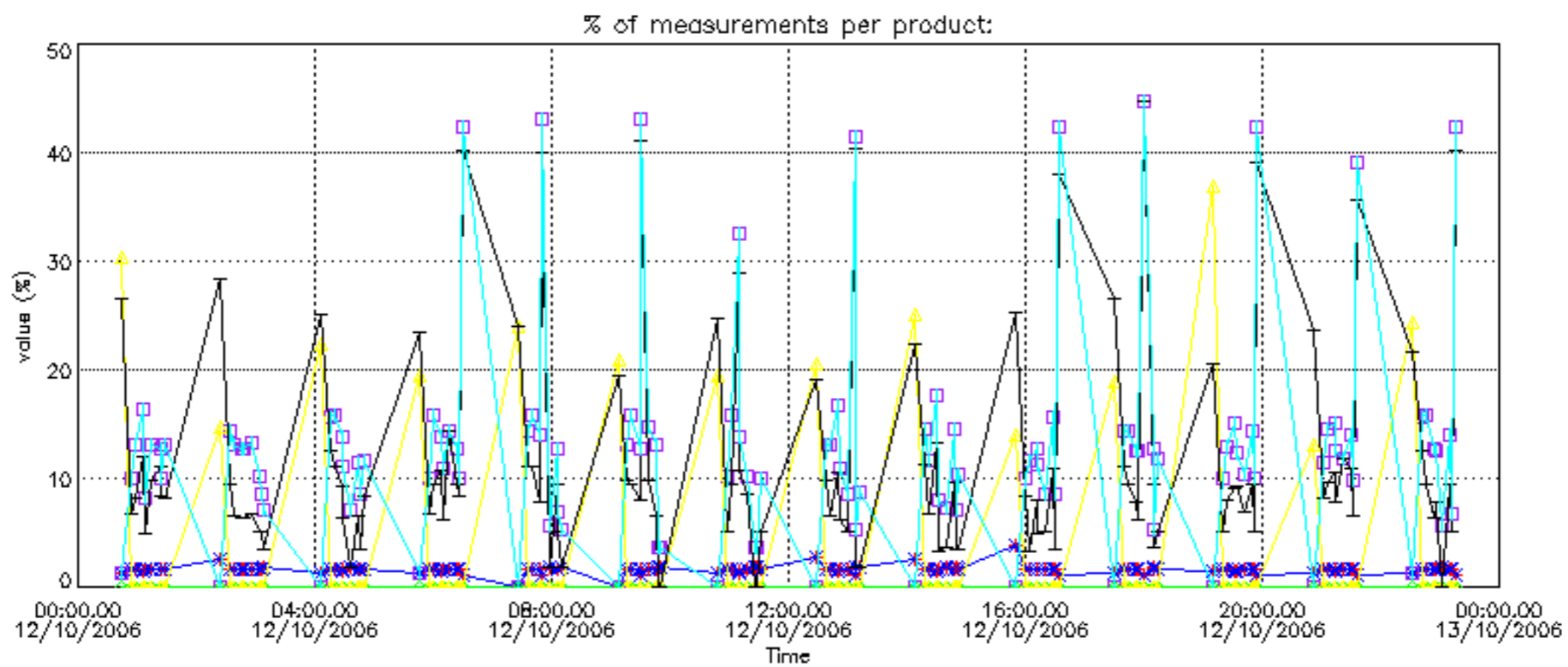
Percentage of flagged data per NO2 profile



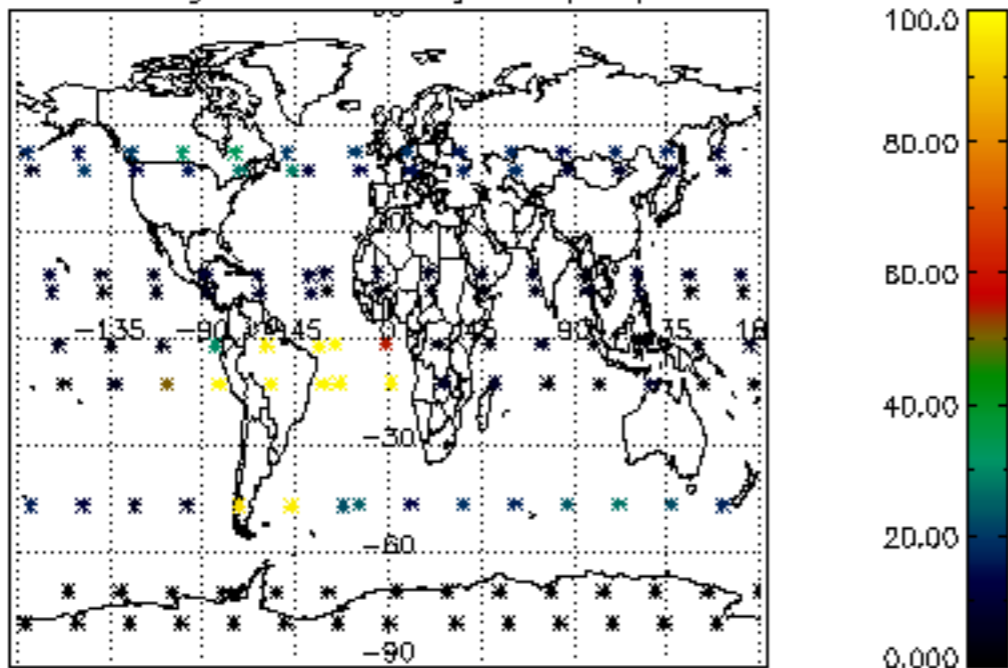
Percentage of flagged data per NO3 profile



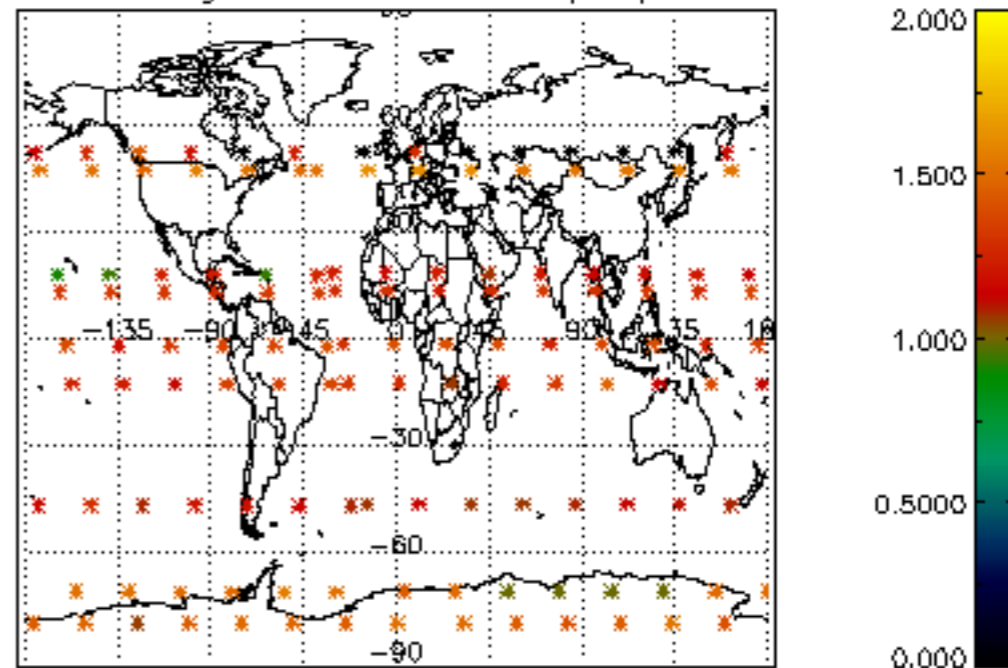




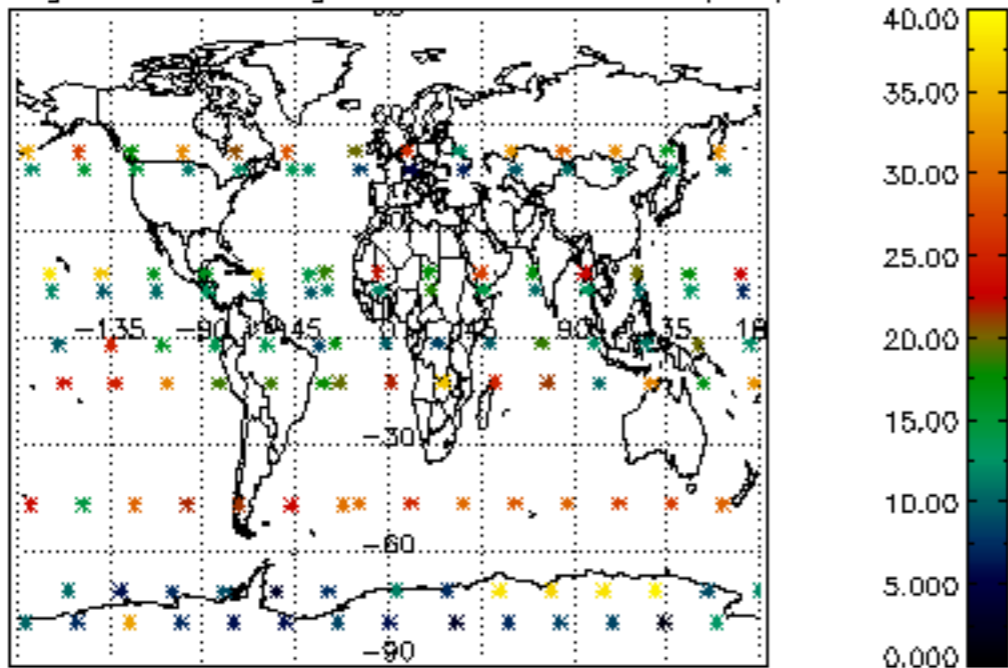
Percentage of cosmic ray hits per profile



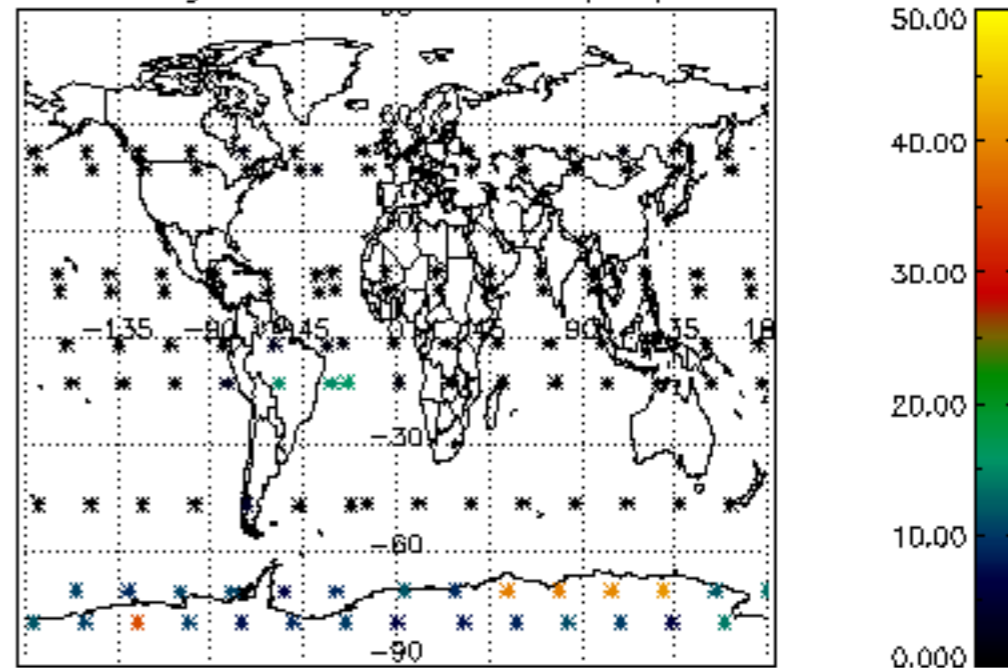
Percentage of datation errors per profile



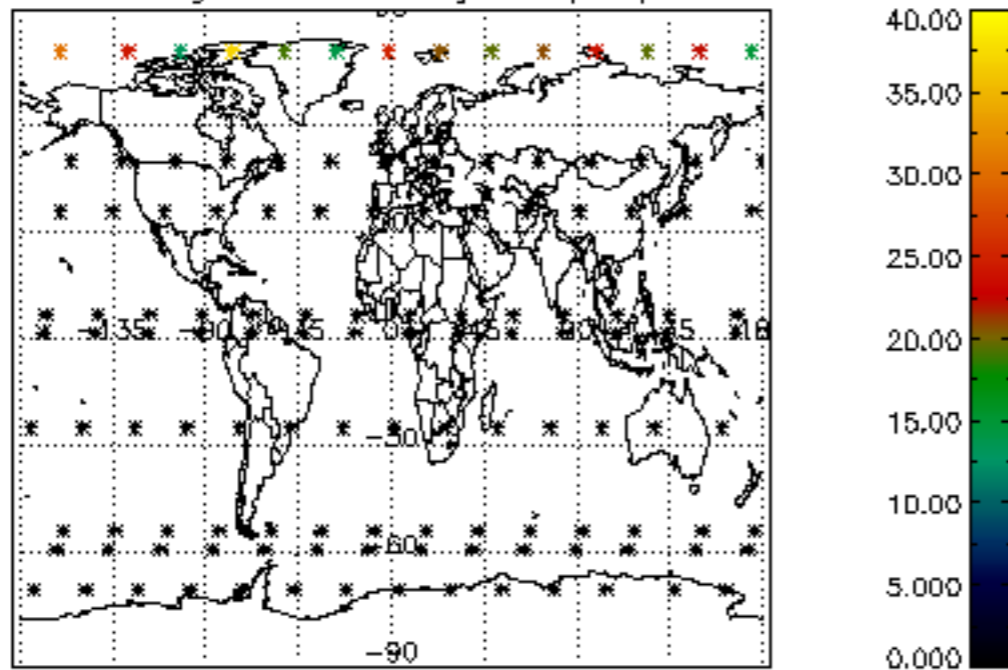
Percentage of star falling outside central band per profile



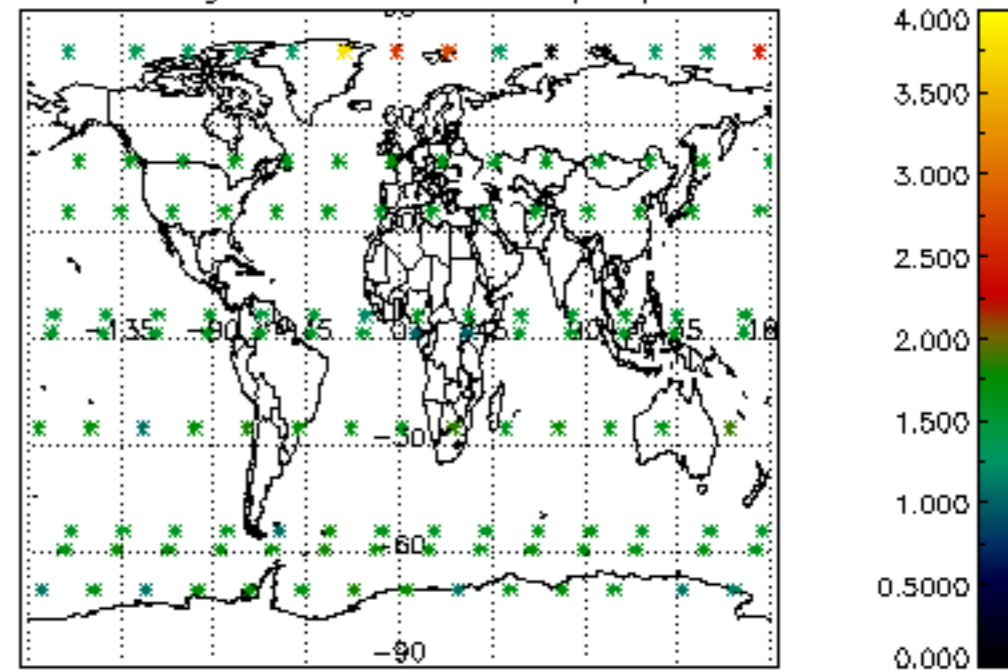
Percentage of saturation errors per profile



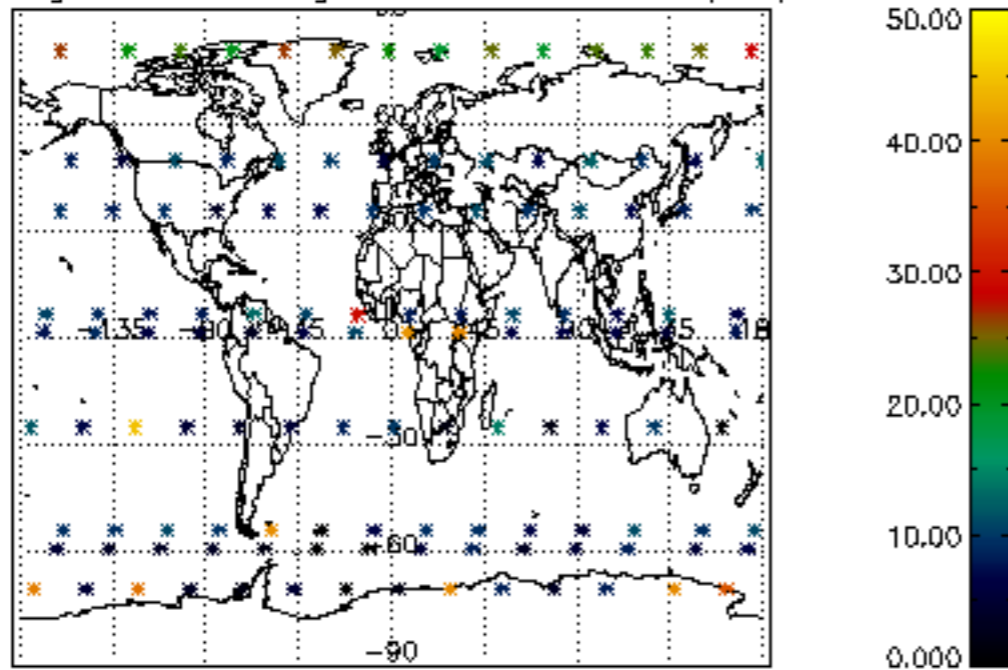
Percentage of cosmic ray hits per profile



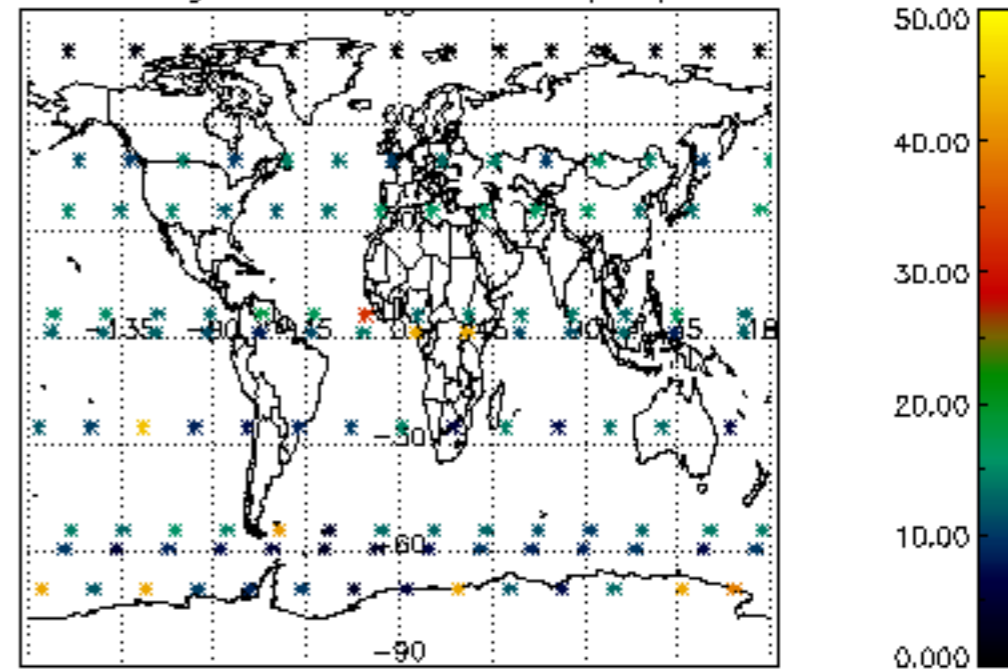
Percentage of datation errors per profile

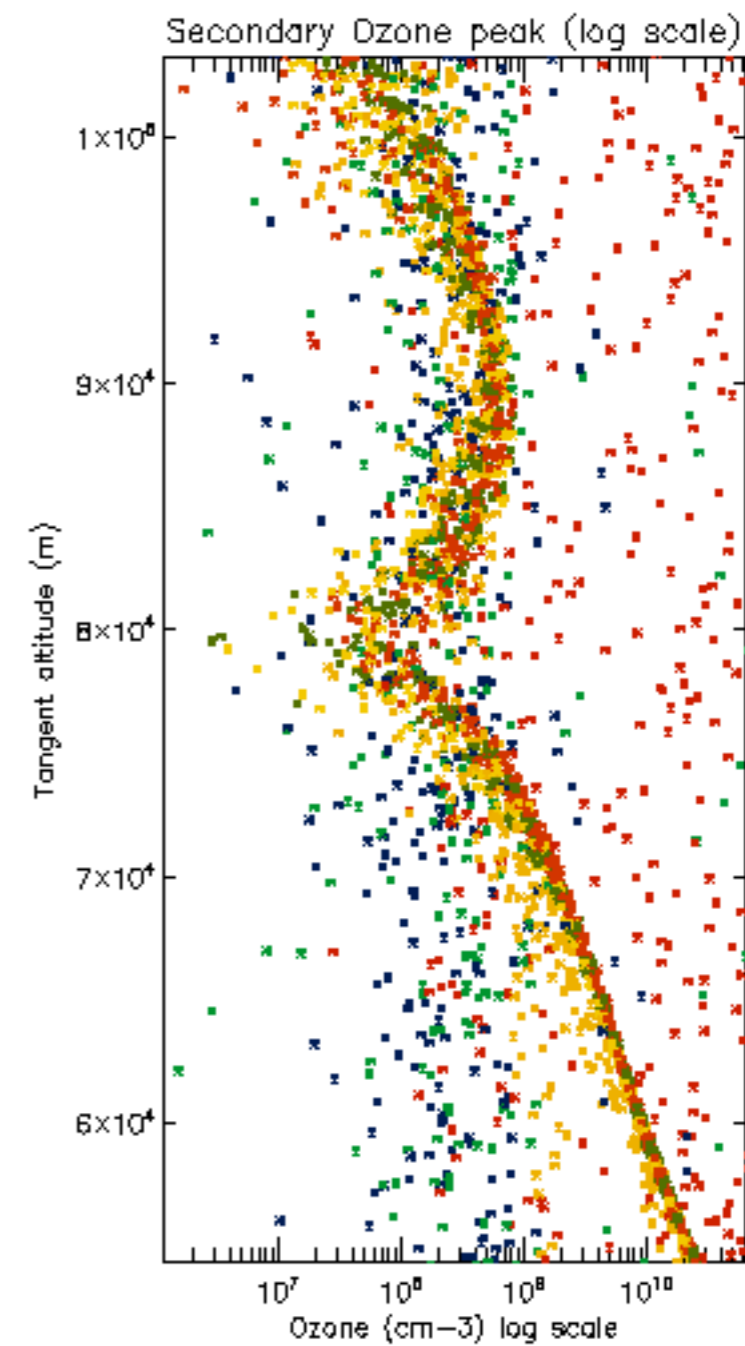
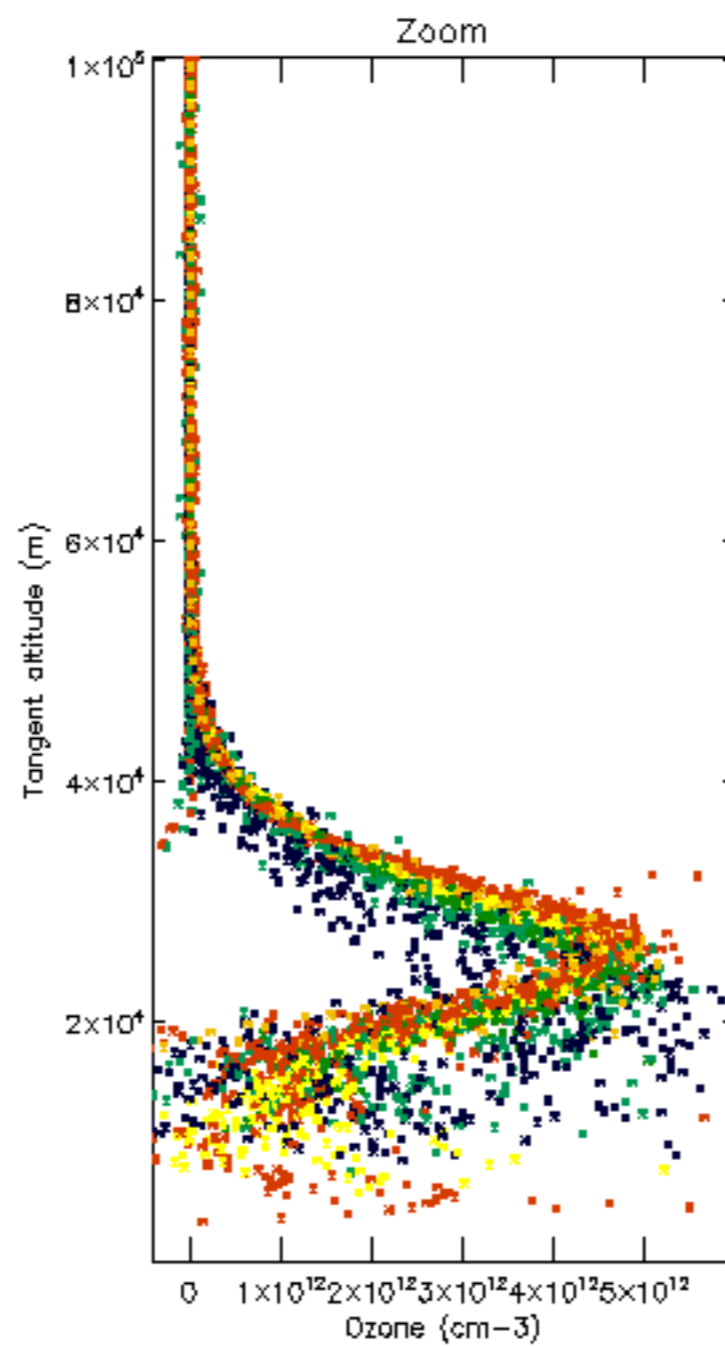
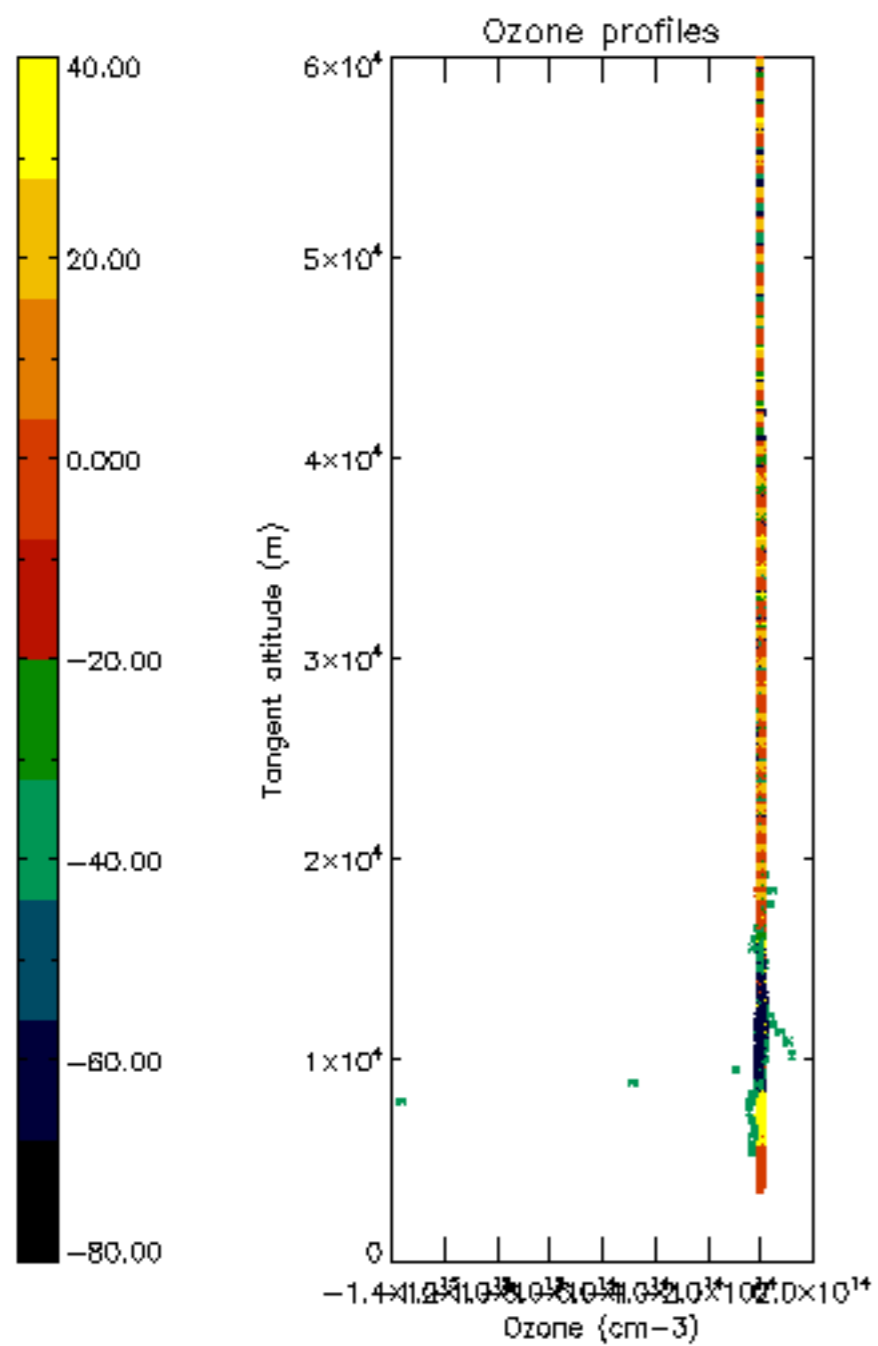


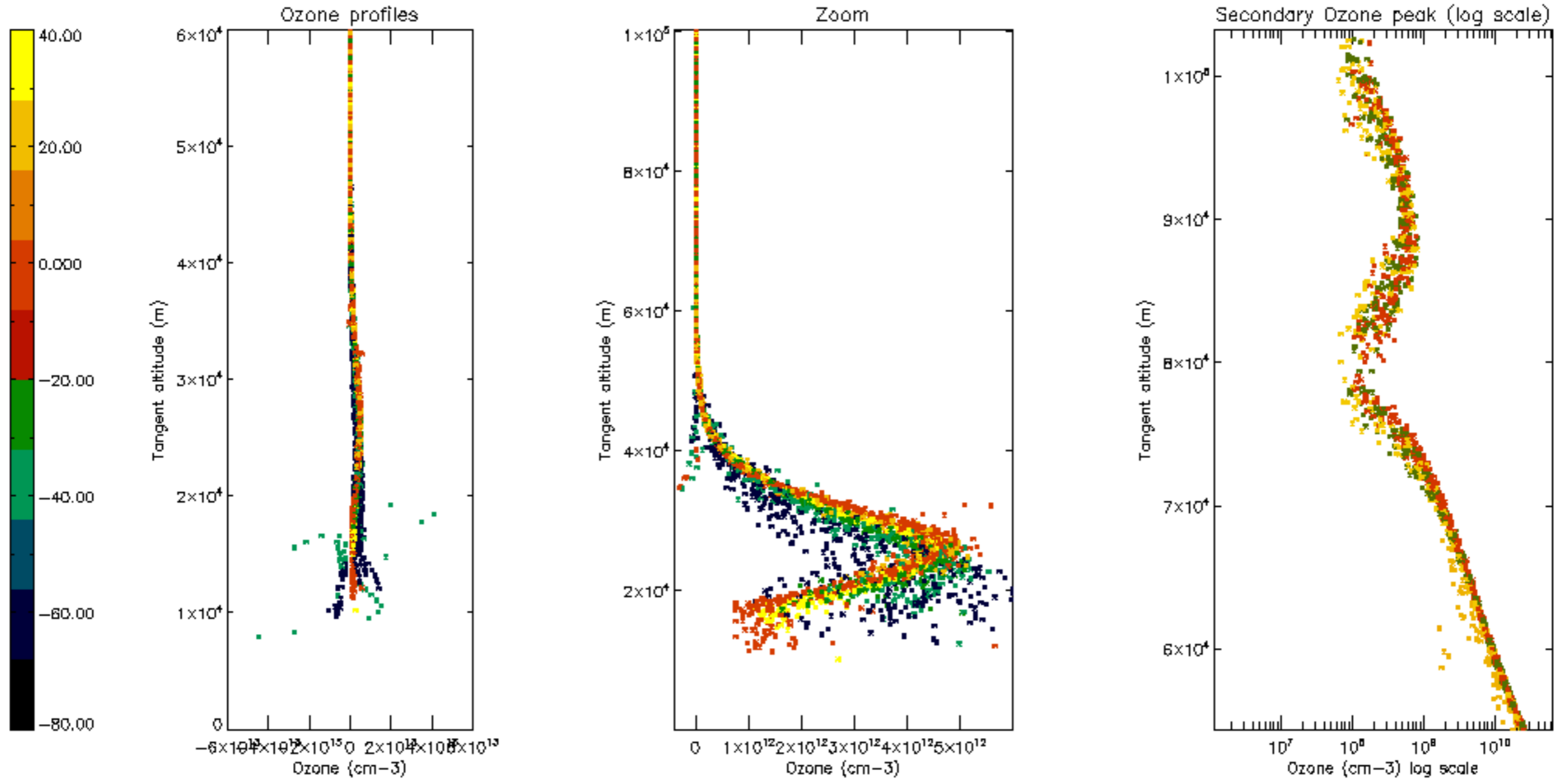
Percentage of star falling outside central band per profile

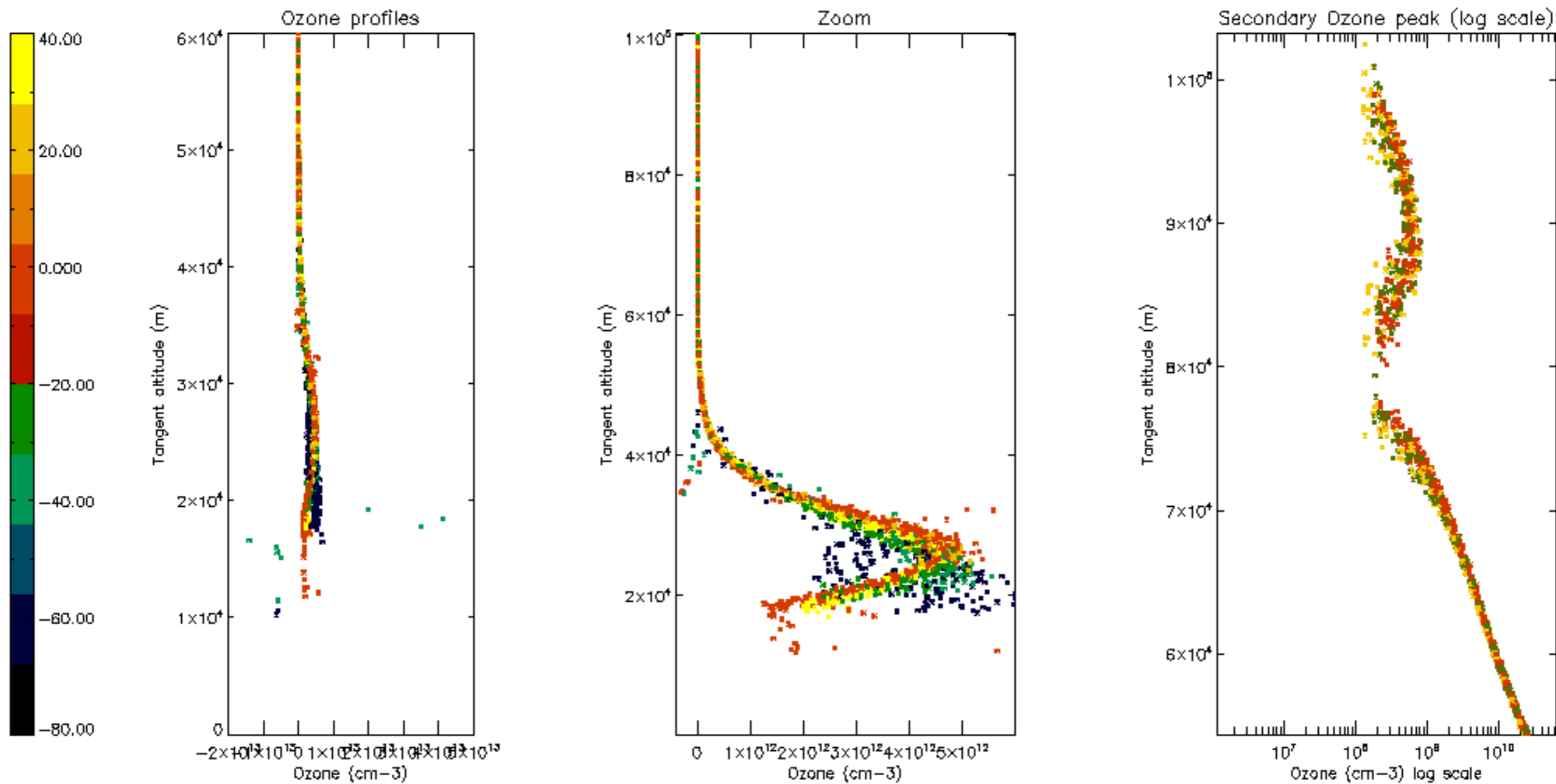


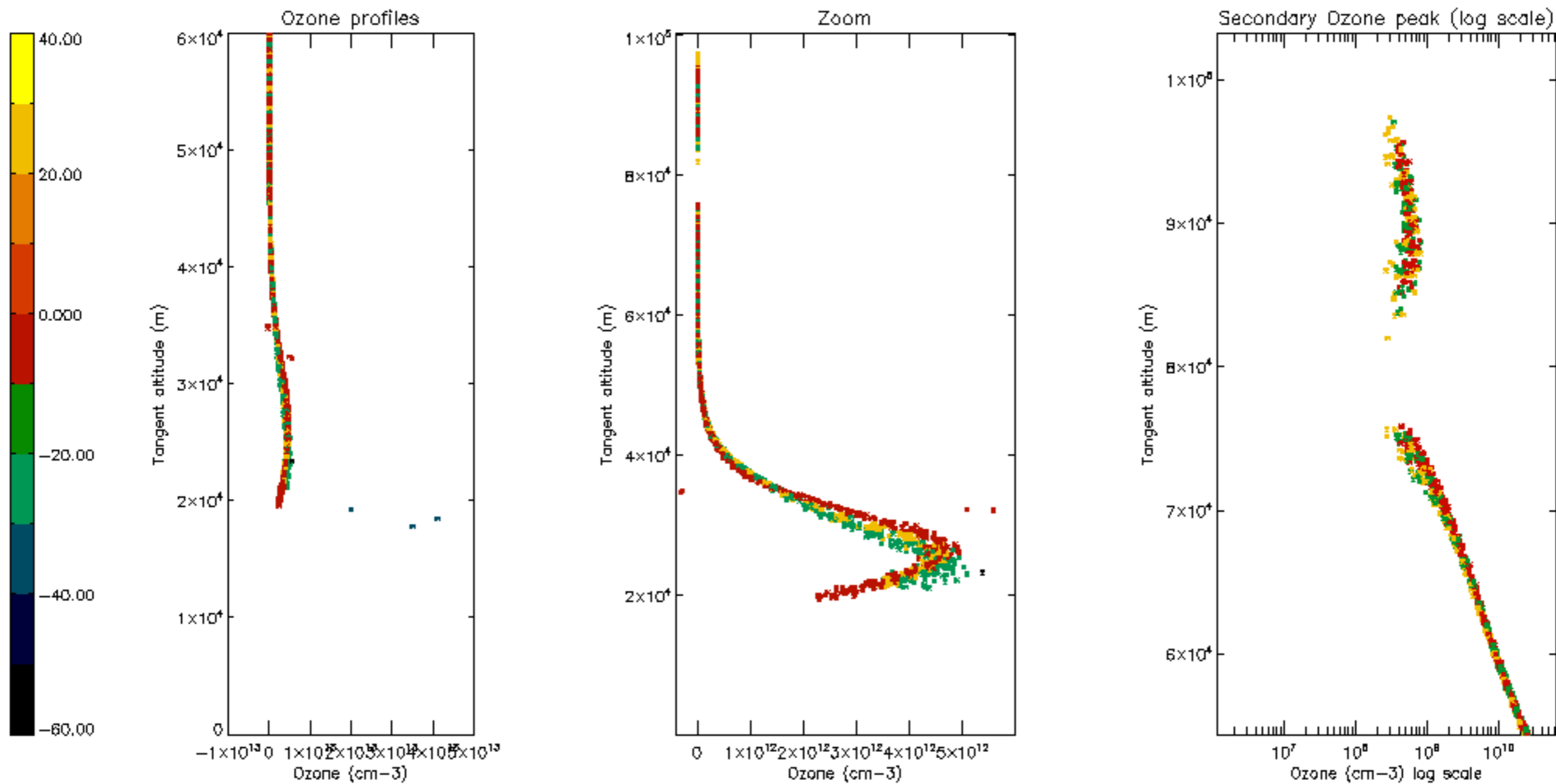
Percentage of saturation errors per profile

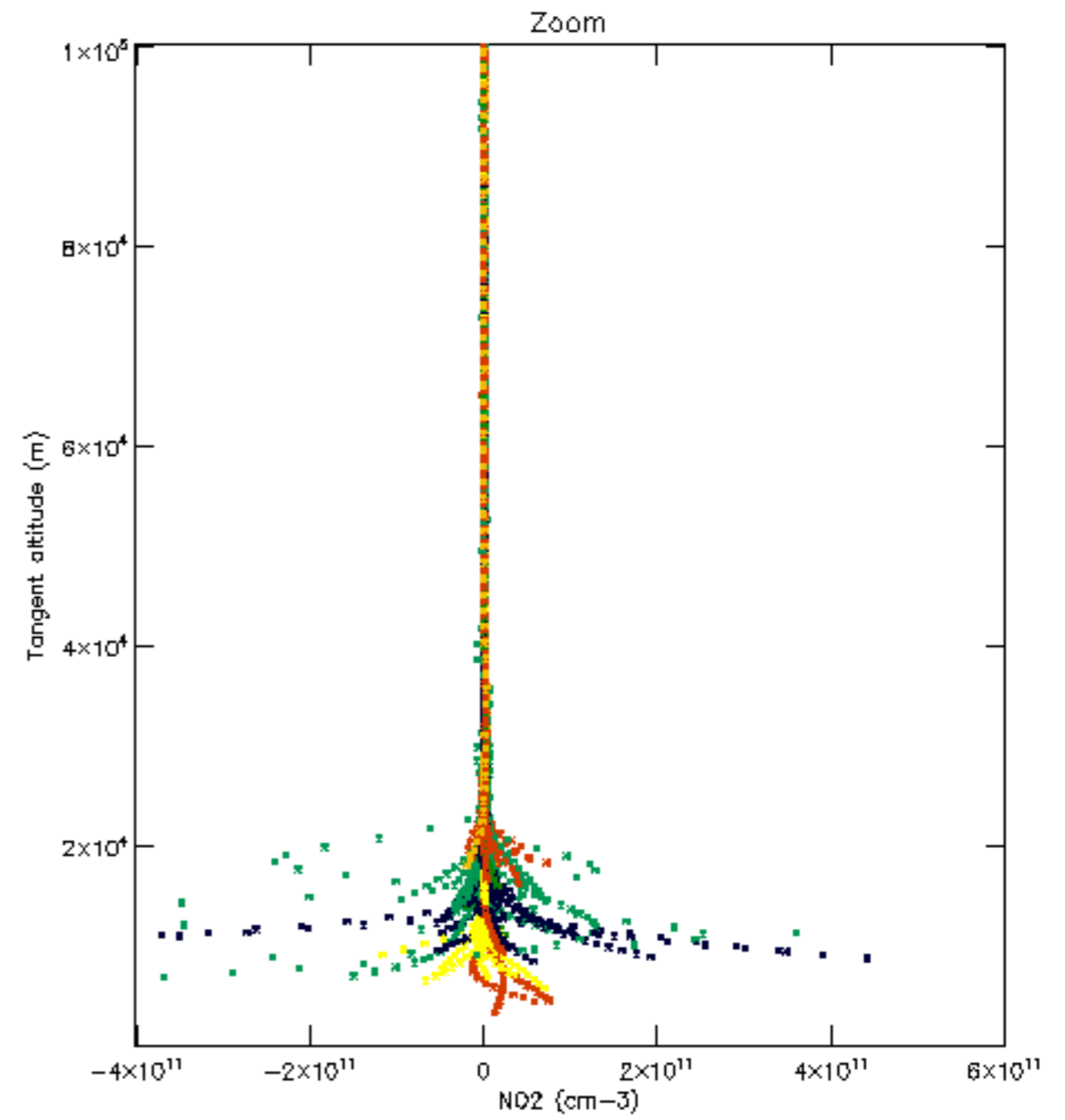
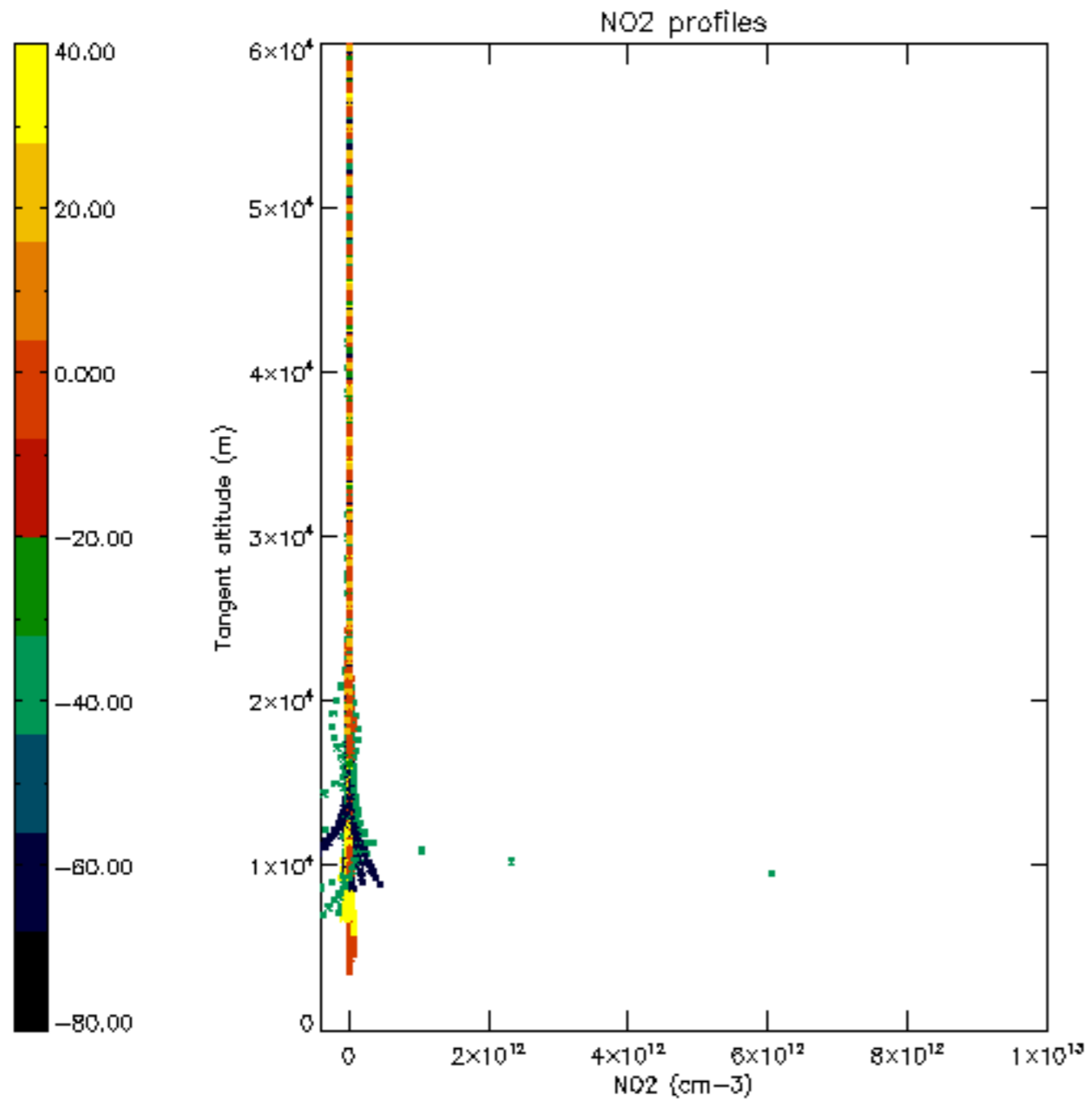


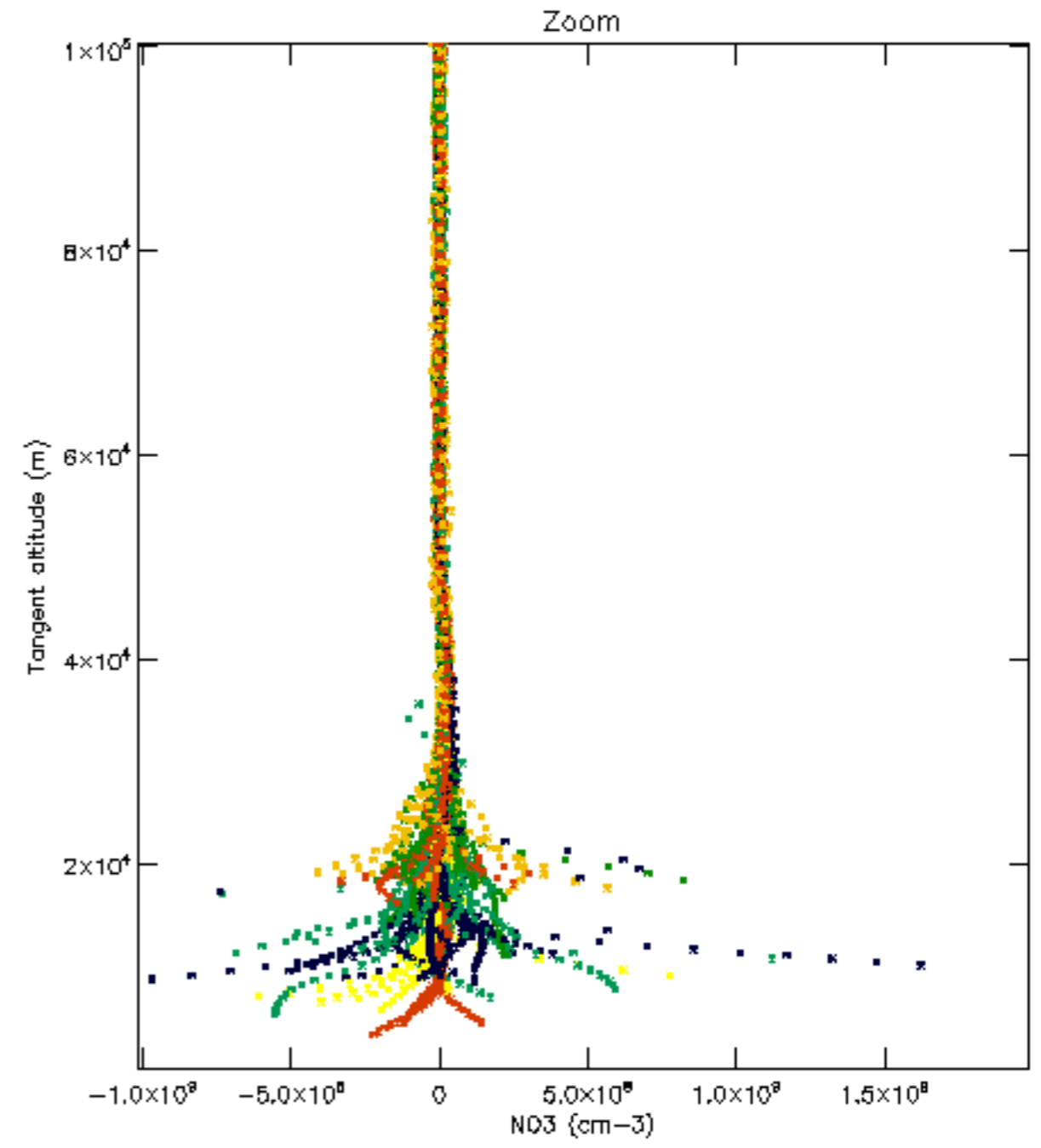
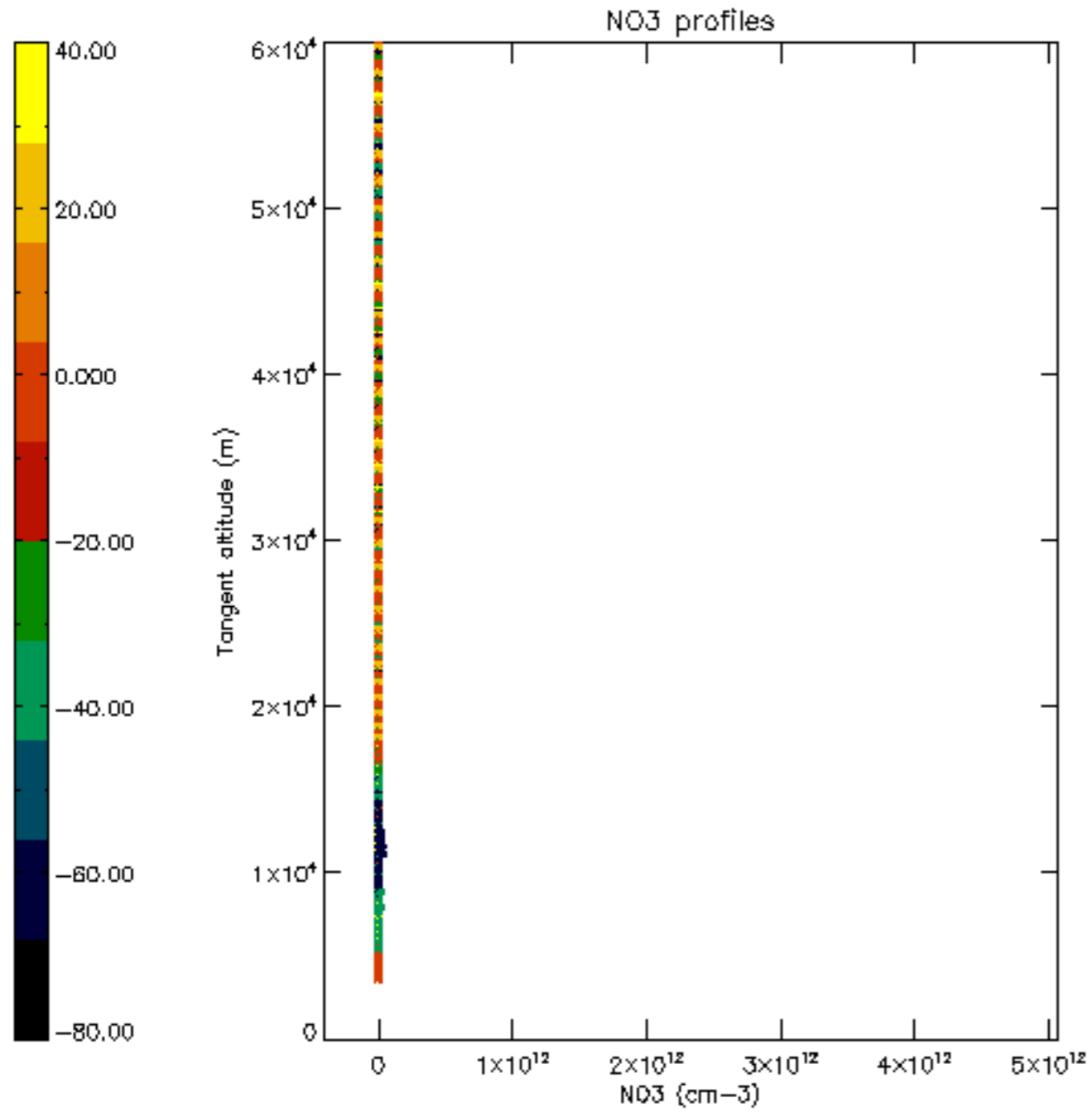


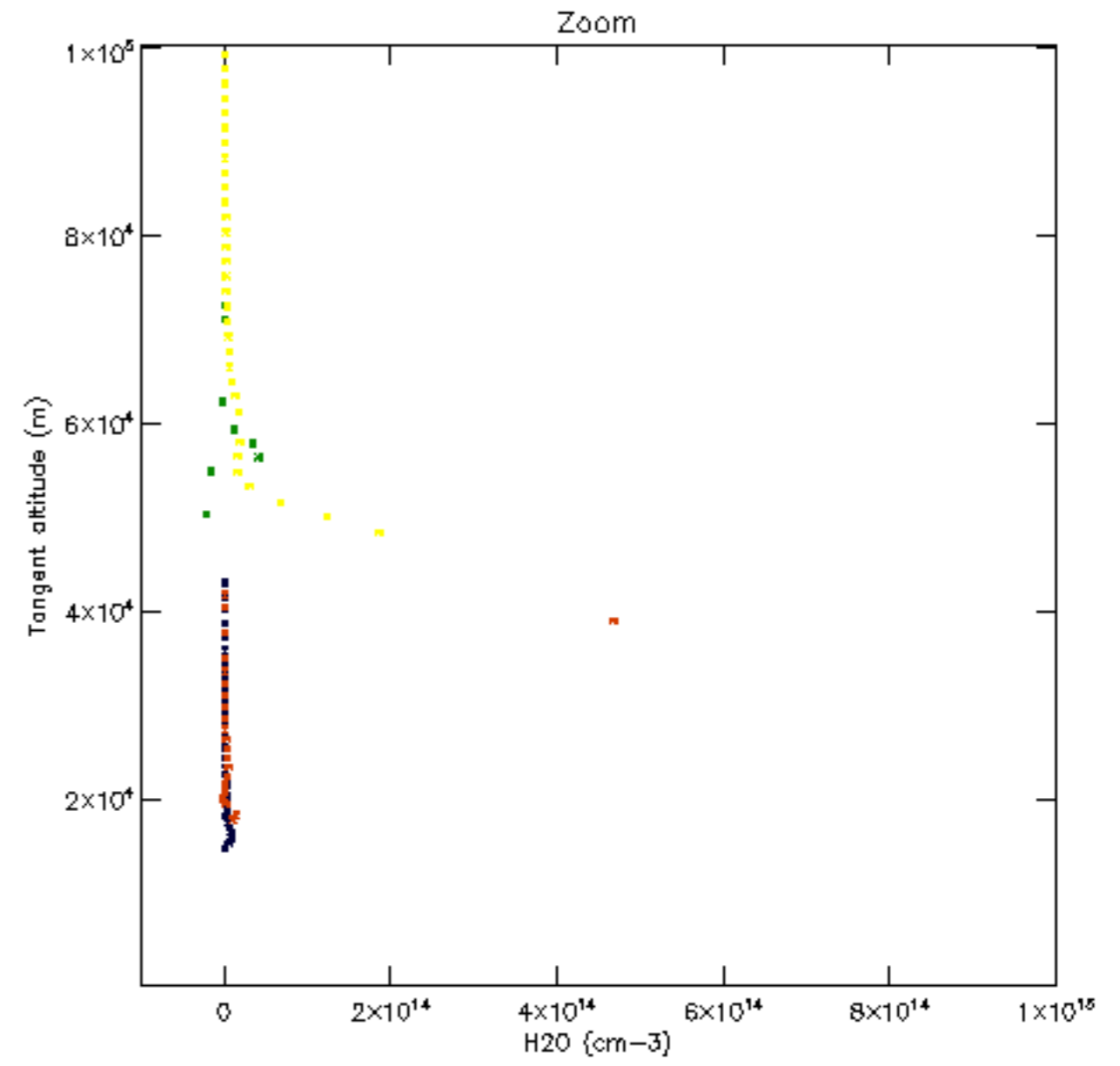
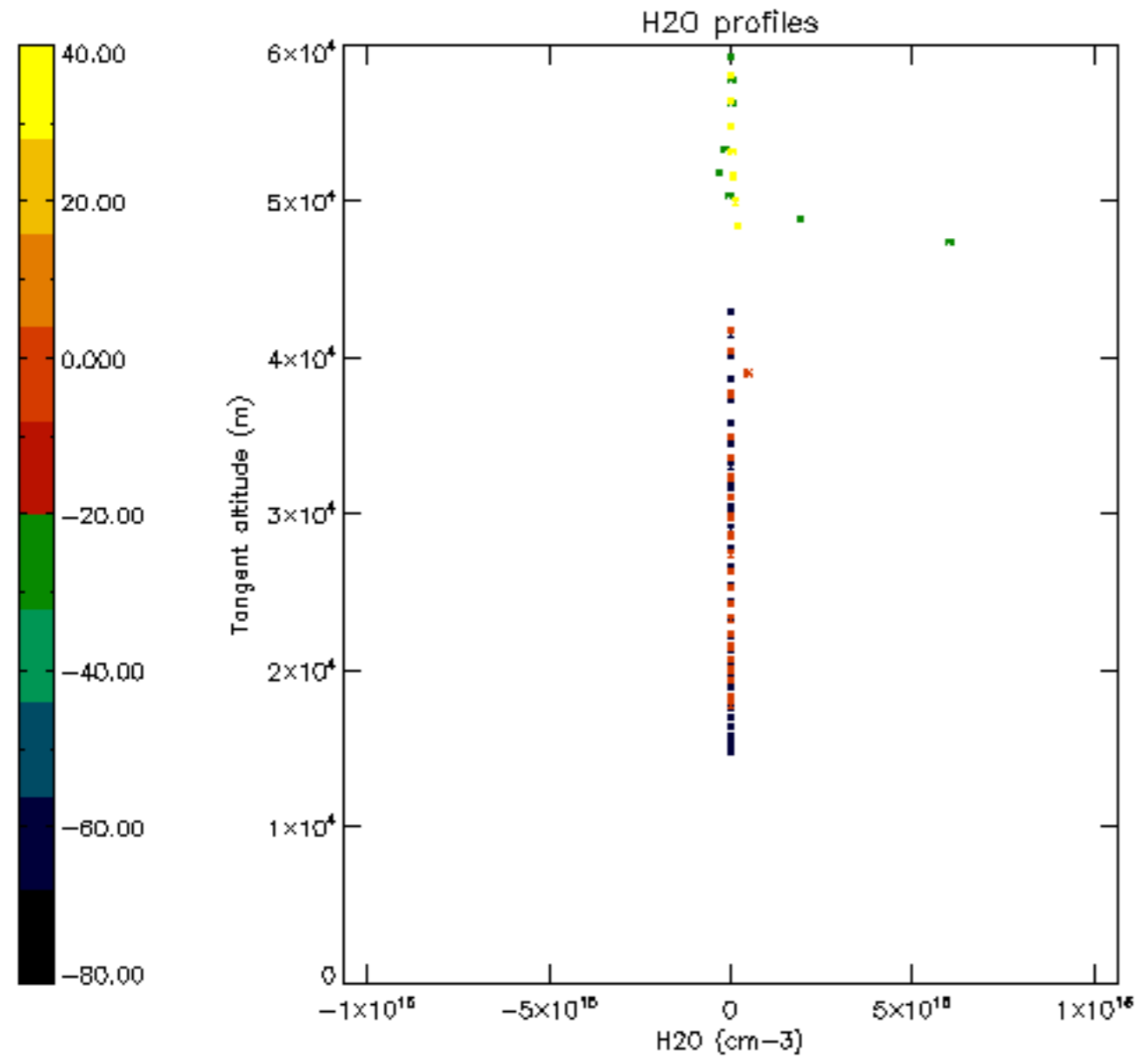


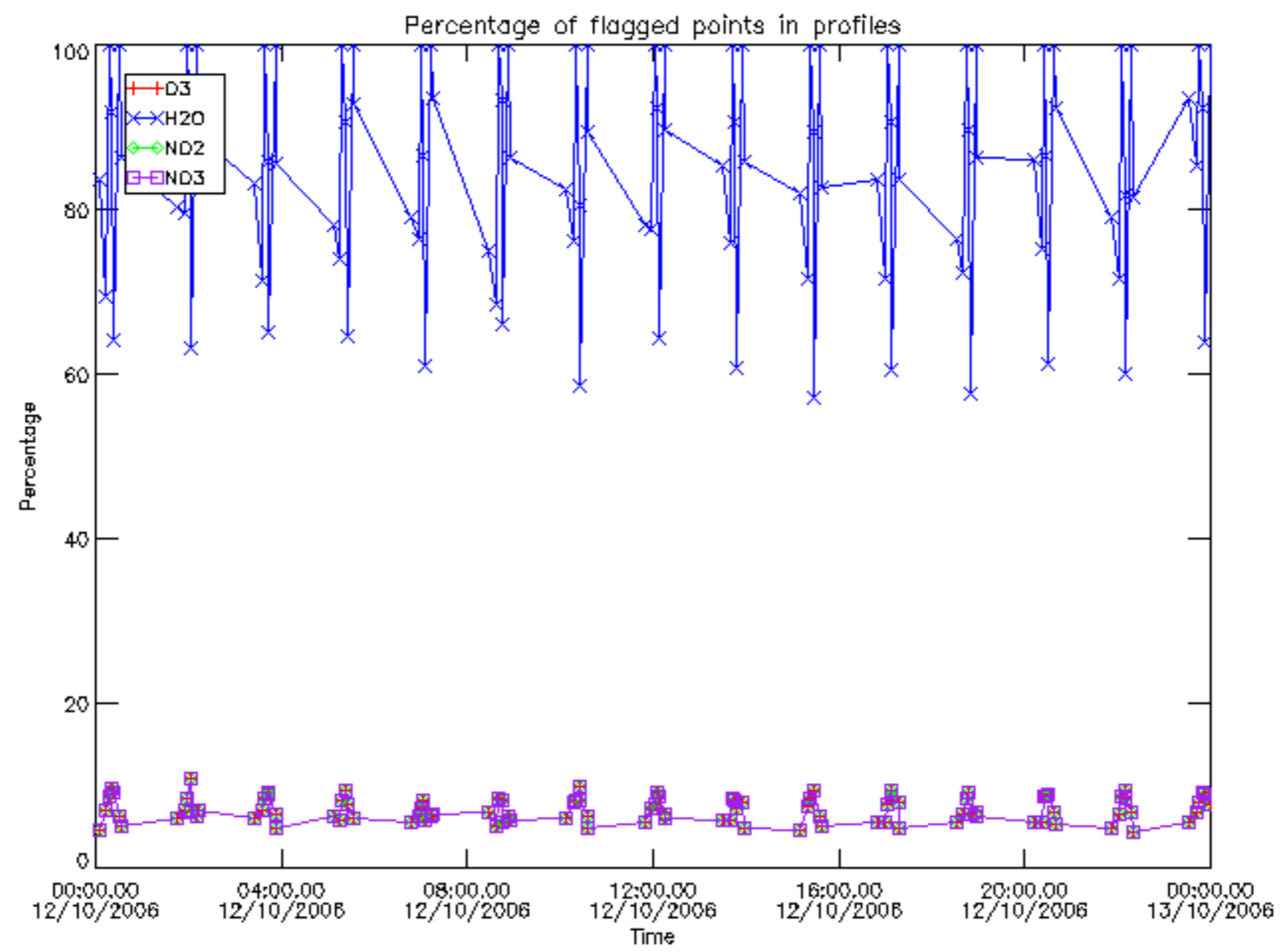




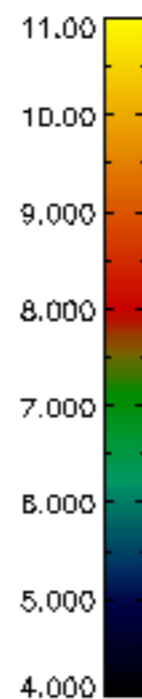
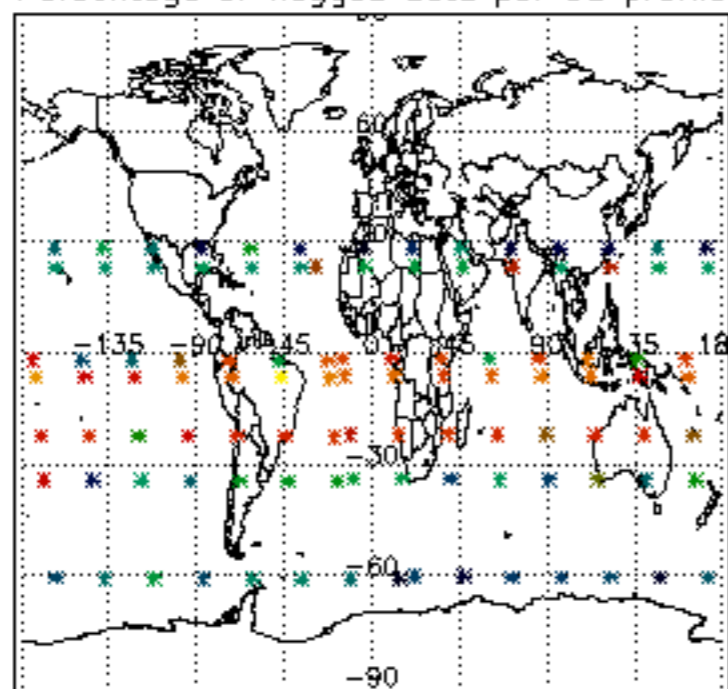




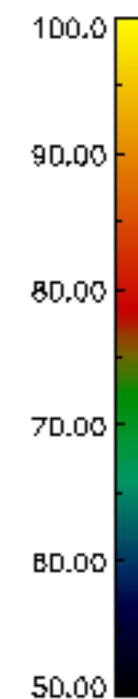
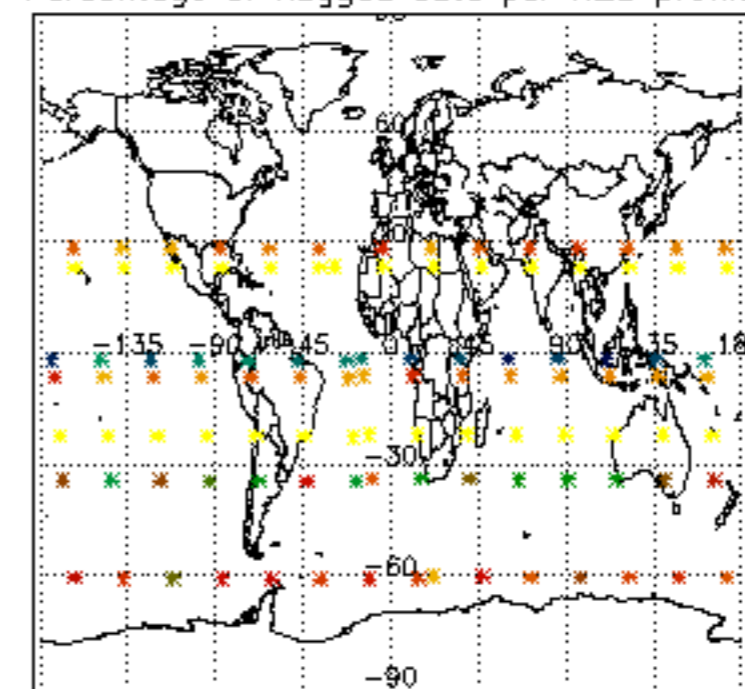




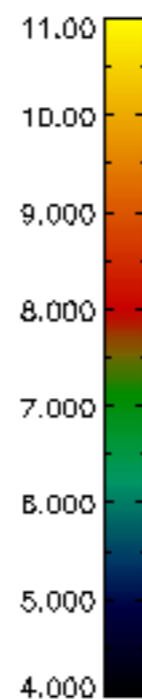
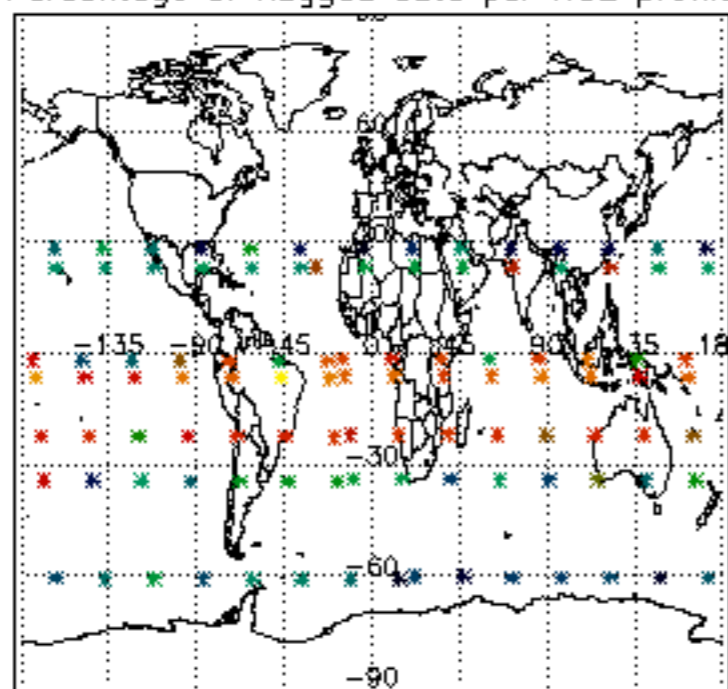
Percentage of flagged data per D3 profile



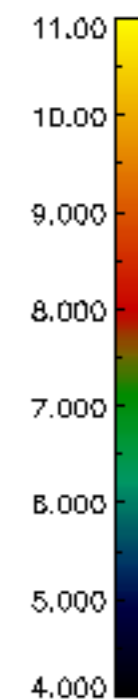
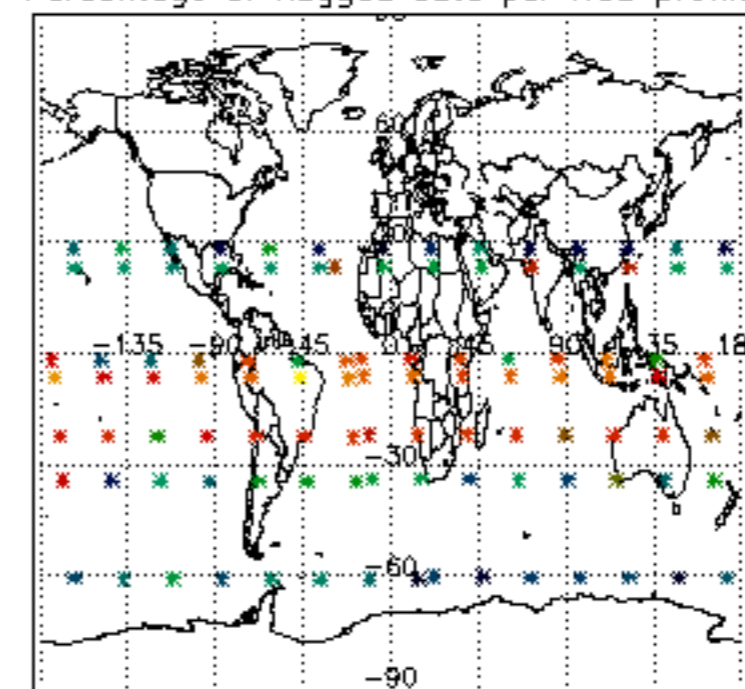
Percentage of flagged data per H2O profile

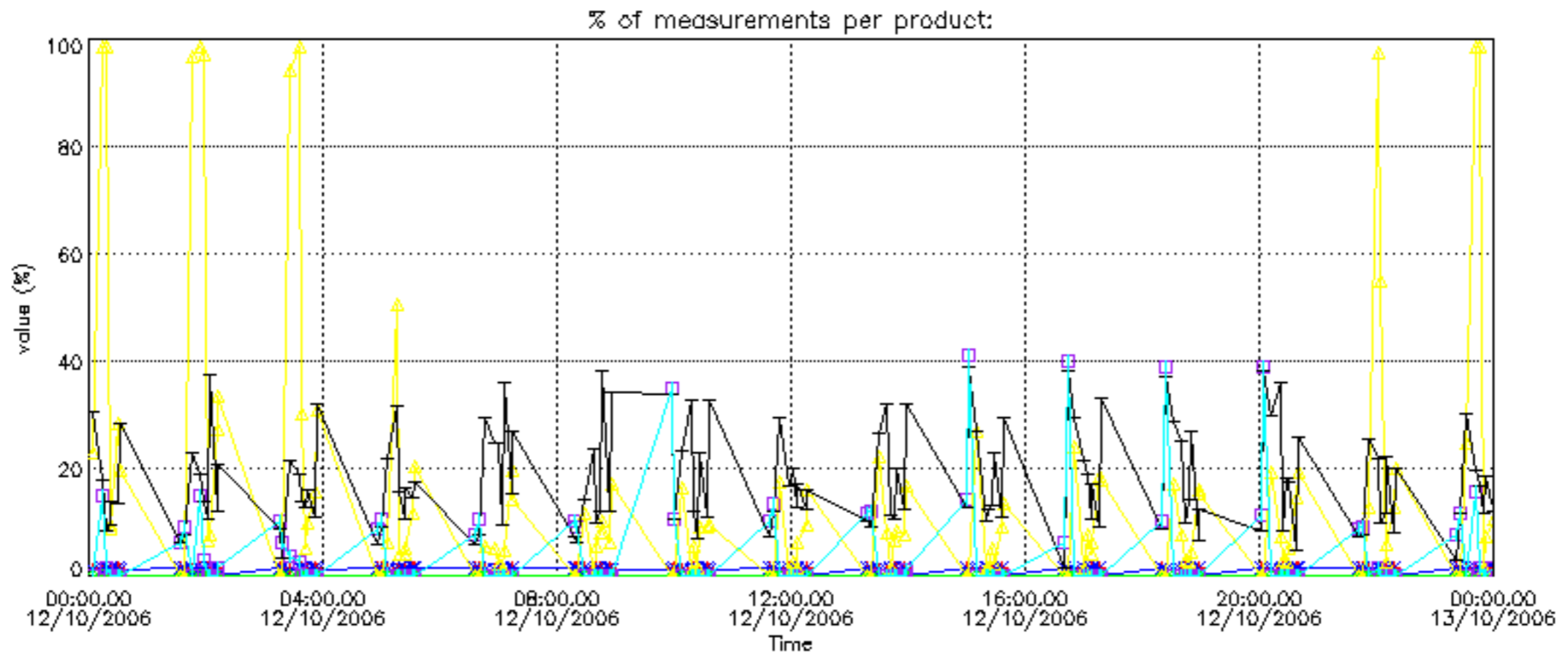


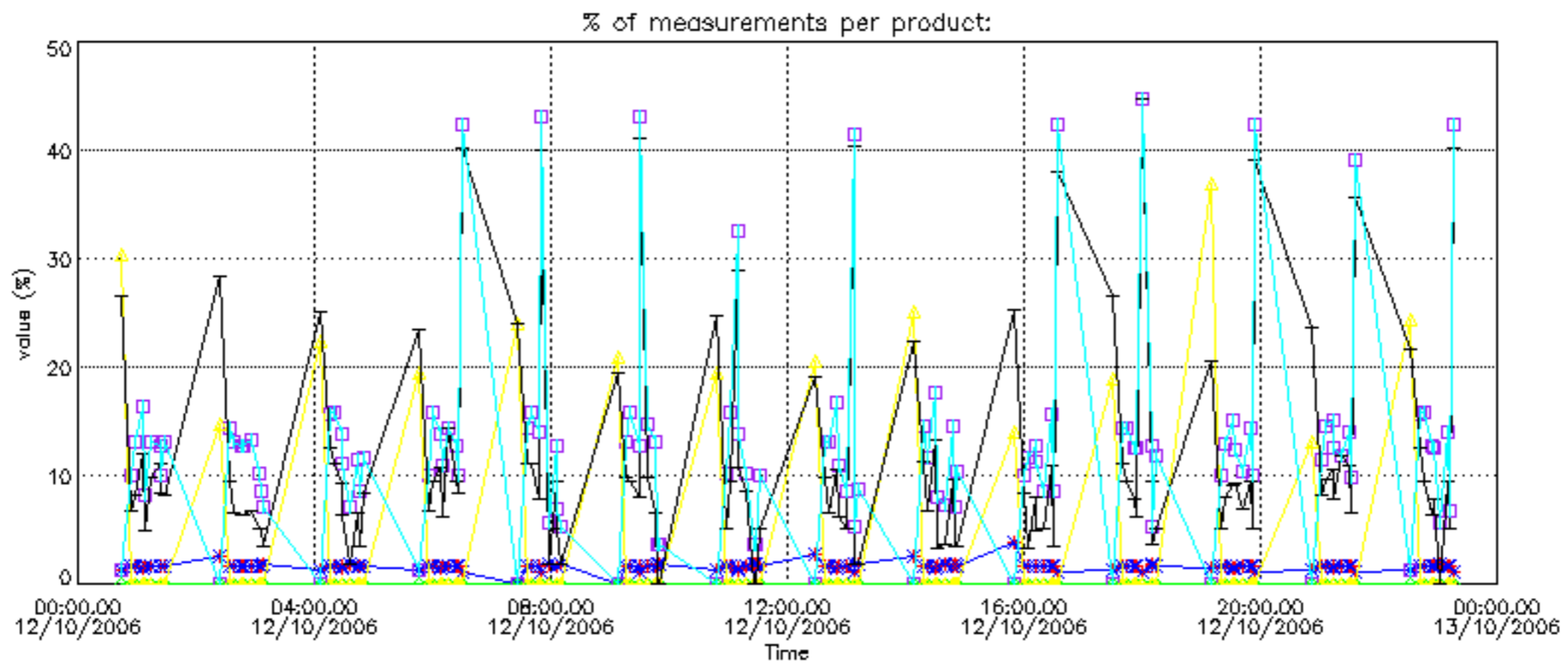
Percentage of flagged data per NO2 profile



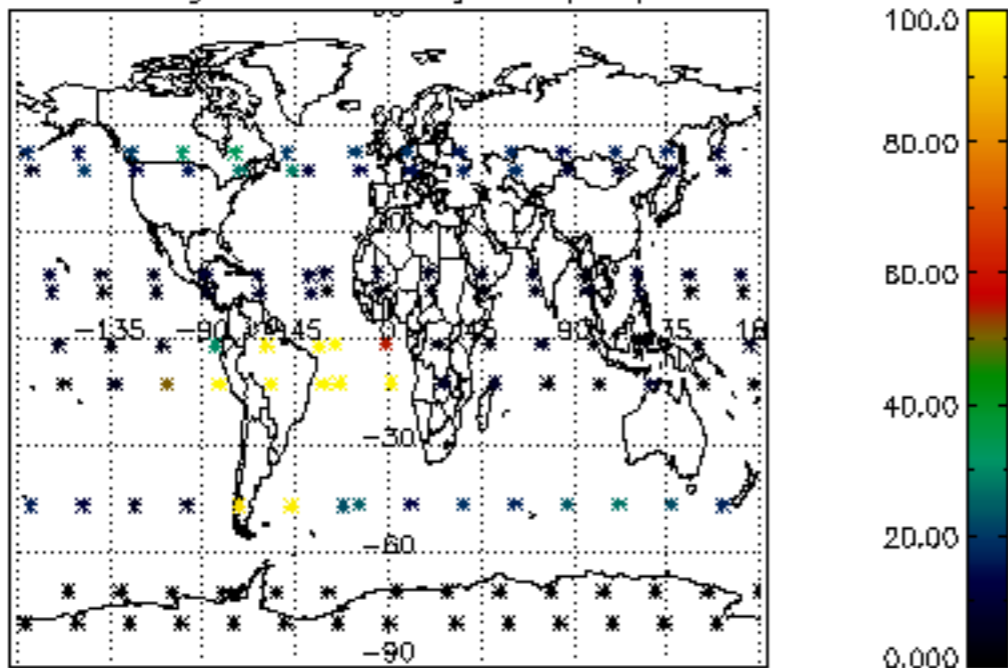
Percentage of flagged data per NO3 profile



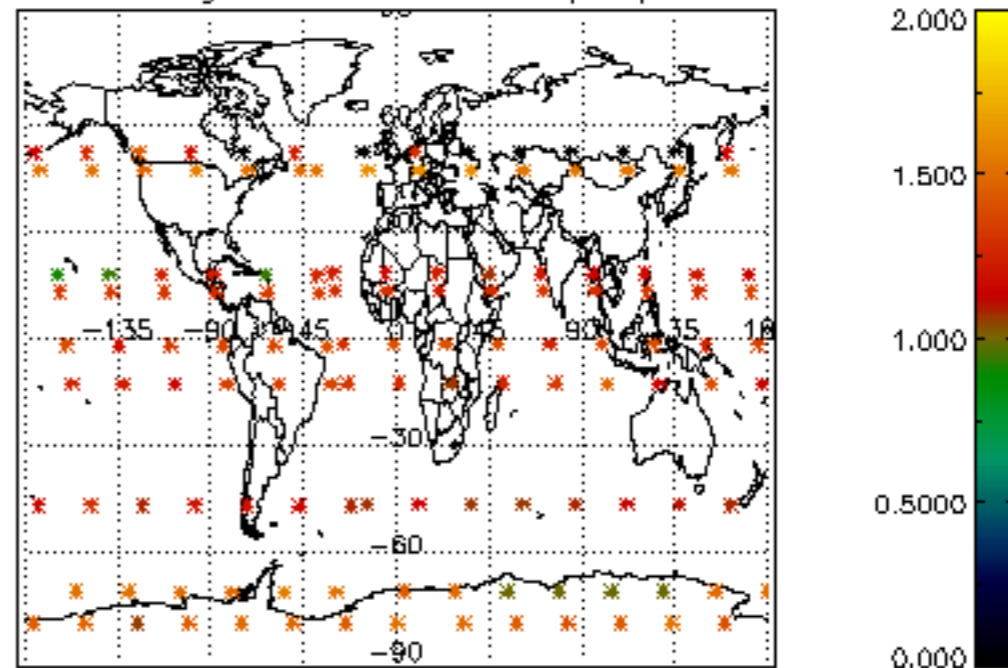




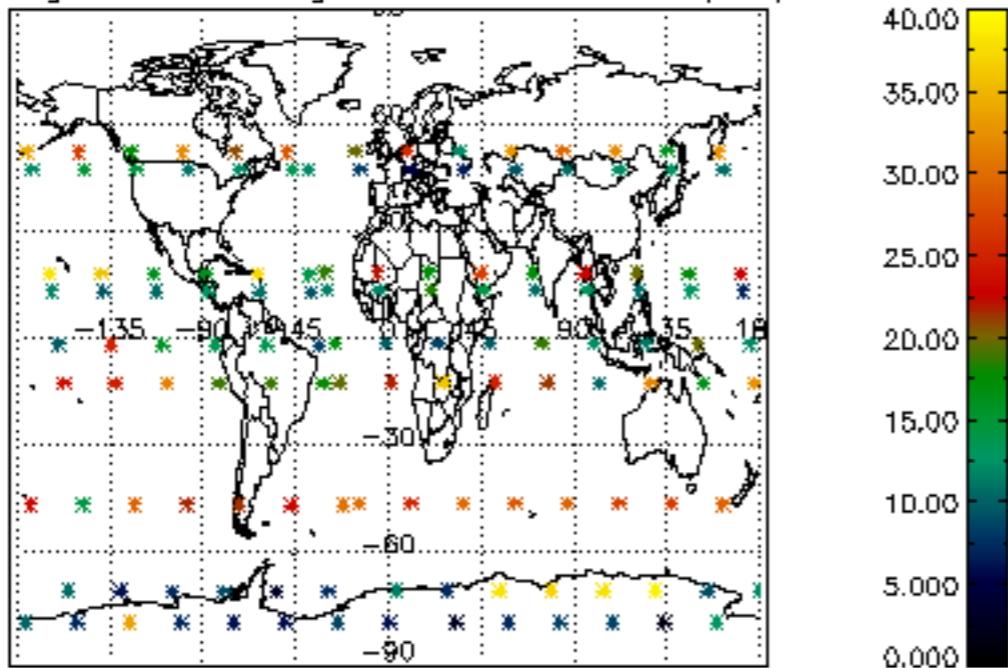
Percentage of cosmic ray hits per profile



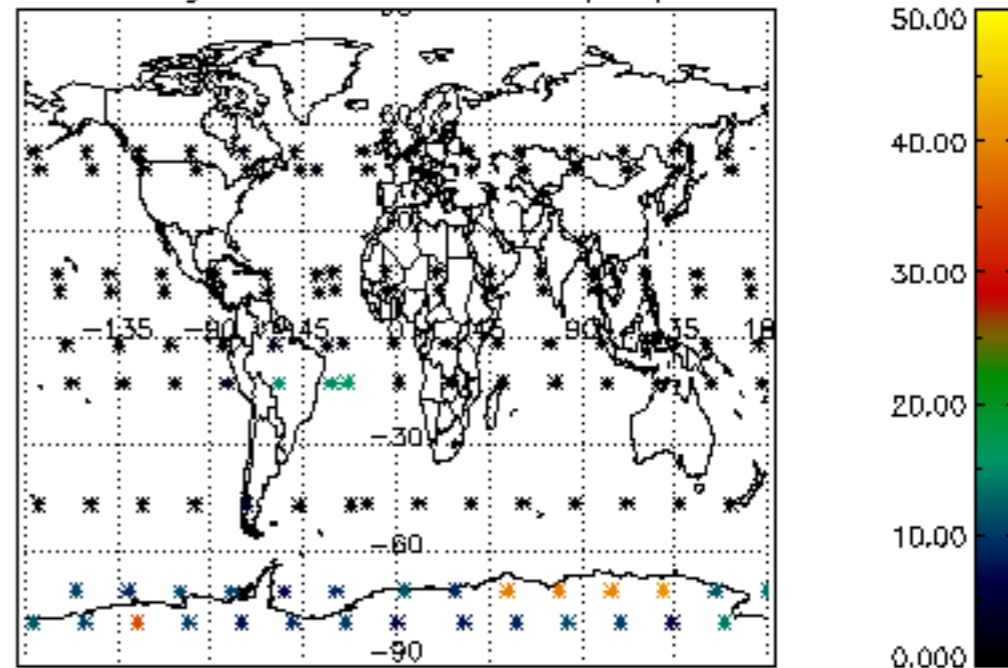
Percentage of datation errors per profile



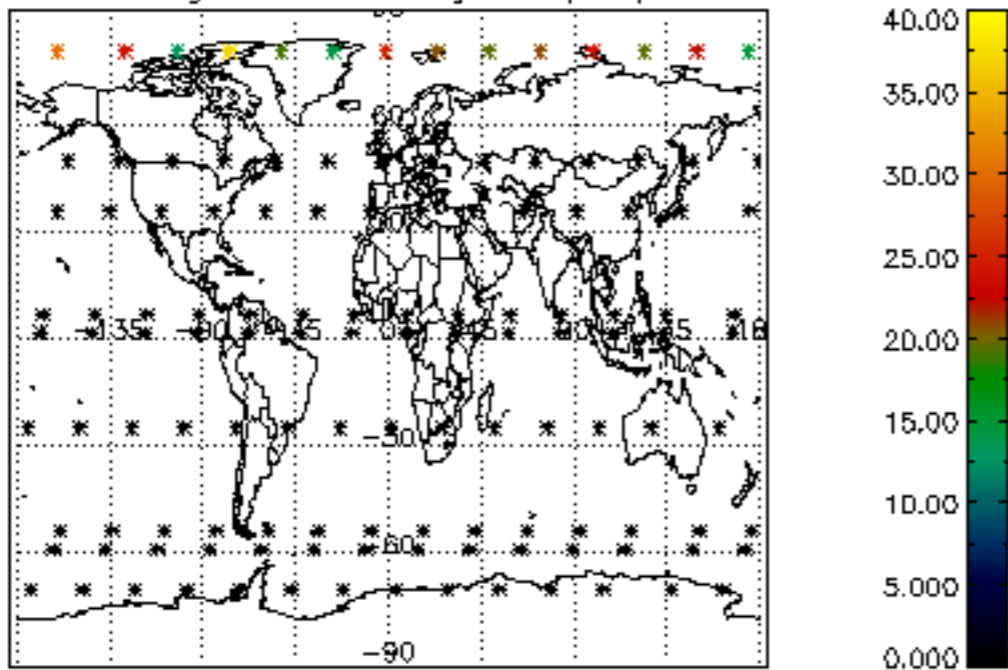
Percentage of star falling outside central band per profile



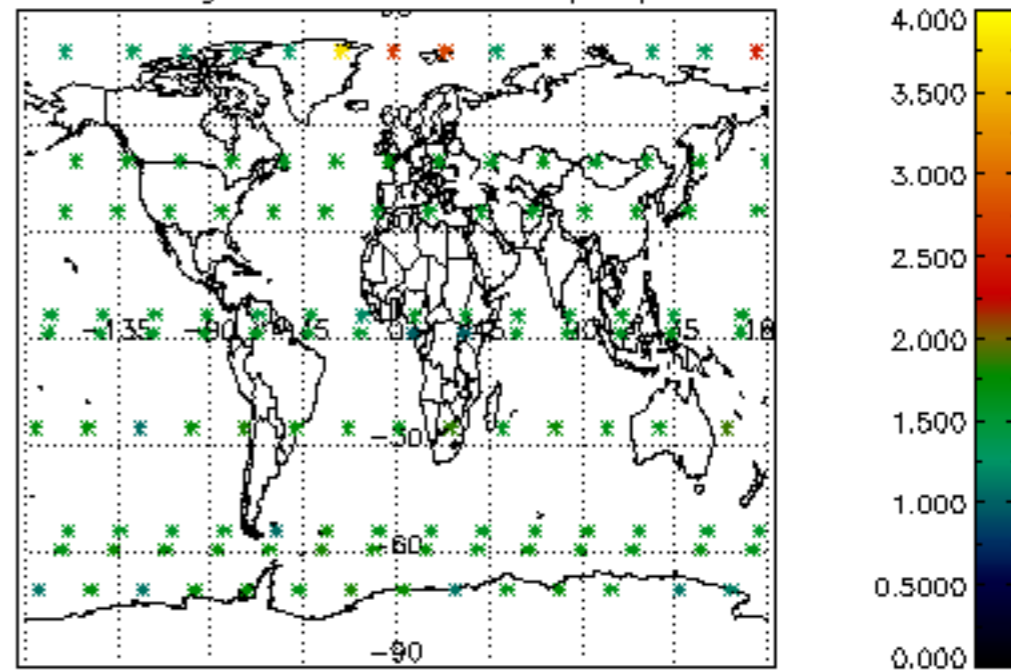
Percentage of saturation errors per profile



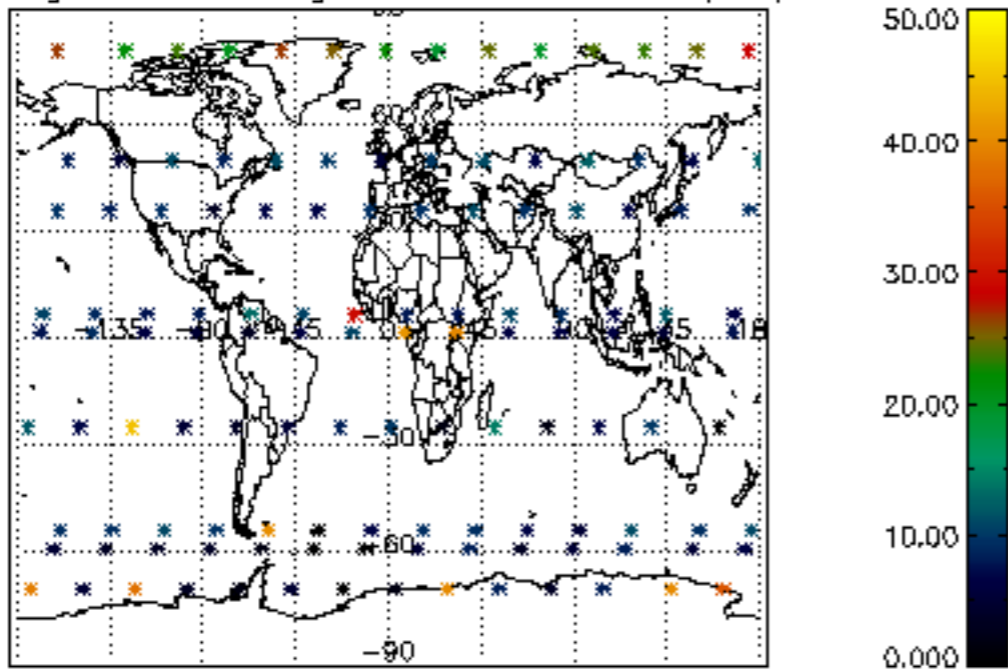
Percentage of cosmic ray hits per profile



Percentage of datation errors per profile



Percentage of star falling outside central band per profile



Percentage of saturation errors per profile

