

# GOMOS Level 2 Daily Report

## SUMMARY

### [1. General Info](#)

### [2. Summary of processed GOM\\_NL\\_2P products](#)

### [3. Level 2 Quality information per product](#)

#### [3.1 Plot of level 2 quality information per product \(time dependant\)](#)

#### [3.2 Plot of level 2 quality information per product \(world map\)](#)

### [4. Level 1 Quality information per product \(stored on level 2 products\)](#)

#### [4.1 Plot of level 1 quality information per product \(time dependant\)](#)

##### [4.1.1 Plot of level 1 quality information per product \(time dependant\): ASCENDING](#)

##### [4.1.2 Plot of level 1 quality information per product \(time dependant\): DESCENDING](#)

#### [4.2 Plot of level 1 quality information per product \(world map\)](#)

##### [4.2.1 Plot of level 1 quality information per product \(world map\): ASCENDING](#)

##### [4.2.2 Plot of level 1 quality information per product \(world map\): DESCENDING](#)

### [5. Ozone profiles based on quality statistics and other trace gas profiles](#)

#### [5.1 Ozone statistics based on quality of products](#)

#### [5.2 Plot ozone profiles for all STD \(dark without errors\)](#)

#### [5.3 Plot ozone profiles where STD < 20% \(dark without errors\)](#)

#### [5.4. Plot ozone profiles where STD < 10% \(dark without errors\)](#)

#### [5.5. Plot ozone profiles where STD < 5% \(dark without errors\)](#)

#### [5.6 Plot NO2 profiles for all STD \(dark without errors\)](#)

#### [5.7 Plot NO3 profiles for all STD \(dark without errors\)](#)

#### [5.8 Plot H2O profiles \(only for occultations of stars 1,2,3,4,13,14,16,26,63 dark without errors\) for all STD](#)

### [6. Auxiliary Data Files used for the production reported in section 2](#)

This report presents the daily analysis on parameters extracted from GOMOS level 2 data (GOM\_NL\_\_2P). It is intended to monitor some important parameters that will impact the quality of these products. A list of level 2 products (and content) that have arrived during the reporting day to the PCF is also given.

Item	Value
Time of report generation	24APR2013 04:50:27
Data source version	GOMOS/6.01
Start time of products	10-10-2006 (10OCT2006 00:00:00)
Stop time of products	11-10-2006 (11OCT2006 00:00:00)
Store outputs in DB	Yes
Nb of level 2 prods	270
Nb of prods with errors	0

## 2. Summary of processed GOM\_NL\_\_2P products.

Nr	Filename	UTC Start time	Limb	Duration	Star Id	Star Name	Star Mag	Star Temp	Nb Meas	Orbit	Prod. error
1	GOM_NL__2PRFIN20061010_000636_000000412052_00002_24104_2548.N1	10-OCT-2006 00:06:36	Straylight	40.500	52	16Bet Cet	2.0370	4500.0	81	24104	No
2	GOM_NL__2PRFIN20061010_001629_000000292052_00002_24104_2549.N1	10-OCT-2006 00:16:29	Bright	29.000	140	88Gam Peg	2.8340	26000.	58	24104	No
3	GOM_NL__2PRFIN20061010_002030_000000322052_00002_24104_2550.N1	10-OCT-2006 00:20:30	Bright	32.000	58	21Alp And	2.0730	11000.	64	24104	No
4	GOM_NL__2PRFIN20061010_002846_000000332052_00002_24104_2551.N1	10-OCT-2006 00:28:46	Bright	33.000	68	18Alp Cas	2.2250	4500.0	66	24104	No
5	GOM_NL__2PRFIN20061010_003010_000000322052_00002_24104_2552.N1	10-OCT-2006 00:30:10	Bright	31.500	76	27Gam Cas	2.3000	30000.	63	24104	No
6	GOM_NL__2PRFIN20061010_003729_000000292052_00002_24104_2553.N1	10-OCT-2006 00:37:29	Bright	28.500	49	1Alp UMi	1.9900	6300.0	57	24104	No
7	GOM_NL__2PRFIN20061010_004537_000000322052_00002_24104_2554.N1	10-OCT-2006 00:45:37	Bright	31.500	36	50Alp UMa	1.8000	6300.0	63	24104	No
8	GOM_NL__2PRFIN20061010_004709_000000302052_00002_24104_2555.N1	10-OCT-2006 00:47:09	Bright	30.000	82	48Bet UMa	2.3650	10600.	60	24104	No
9	GOM_NL__2PRFIN20061010_005027_000000282052_00002_24104_2556.N1	10-OCT-2006 00:50:27	Bright	27.500	174	52Psi UMa	3.0040	4400.0	55	24104	No
10	GOM_NL__2PRFIN20061010_005715_000000322052_00002_24104_2557.N1	10-OCT-2006 00:57:15	Bright	32.000	166	17Eps Leo	2.9800	6000.0	64	24104	No
11	GOM_NL__2PRFIN20061010_010024_000000322052_00002_24104_2558.N1	10-OCT-2006 01:00:24	Bright	32.000	22	32Alp Leo	1.3600	15200.	64	24104	No
12	GOM_NL__2PRFIN20061010_010722_000000412052_00002_24104_2559.N1	10-OCT-2006 01:07:22	Twilight	41.000	48	30Alp Hya	1.9770	4100.0	82	24104	No
13	GOM_NL__2PRFIN20061010_011659_000000462052_00002_24104_2560.N1	10-OCT-2006 01:16:59	Dark	46.000	65	Lam Vel	2.2040	4400.0	92	24104	No
14	GOM_NL__2PRFIN20061010_011956_000000372052_00002_24104_2561.N1	10-OCT-2006 01:19:56	Dark	36.500	34	Gam2Vel	1.7930	23000.	73	24104	No
15	GOM_NL__2PRFIN20061010_012403_000000392052_00003_24105_2905.N1	10-OCT-2006 01:24:03	Dark	39.000	161	Tau Pup	2.9310	4500.0	78	24105	No
16	GOM_NL__2PRFIN20061010_012526_000000422052_00003_24105_2906.N1	10-OCT-2006 01:25:26	Dark	42.000	2	Alp Car	-0.73600	7000.0	84	24105	No
17	GOM_NL__2PRFIN20061010_013354_000000362052_00003_24105_2907.N1	10-OCT-2006 01:33:54	Dark	35.500	143	Alp Hyi	2.8570	7200.0	71	24105	No
18	GOM_NL__2PRFIN20061010_013521_000000382052_00003_24105_2908.N1	10-OCT-2006 01:35:21	Dark	38.000	9	Alp Eri	0.45300	24000.	76	24105	No
19	GOM_NL__2PRFIN20061010_014030_000000342052_00003_24105_2909.N1	10-OCT-2006 01:40:30	Straylight	34.000	84	Alp Phe	2.3970	4500.0	68	24105	No
20	GOM_NL__2PRFIN20061010_014712_000000372052_00003_24105_2910.N1	10-OCT-2006 01:47:12	Straylight	36.500	52	16Bet Cet	2.0370	4500.0	73	24105	No
21	GOM_NL__2PRFIN20061010_015705_000000312052_00003_24105_2911.N1	10-OCT-2006 01:57:05	Bright	30.500	140	88Gam Peg	2.8340	26000.	61	24105	No
22	GOM_NL__2PRFIN20061010_020106_000000332052_00003_24105_2912.N1	10-OCT-2006 02:01:06	Bright	32.500	58	21Alp And	2.0730	11000.	65	24105	No
23	GOM_NL__2PRFIN20061010_020922_000000312052_00003_24105_2913.N1	10-OCT-2006 02:09:22	Bright	30.500	68	18Alp Cas	2.2250	4500.0	61	24105	No
24	GOM_NL__2PRFIN20061010_021046_000000332052_00003_24105_2914.N1	10-OCT-2006 02:10:46	Bright	33.000	76	27Gam Cas	2.3000	30000.	66	24105	No
25	GOM_NL__2PRFIN20061010_021804_000000292052_00003_24105_2915.N1	10-OCT-2006 02:18:04	Bright	29.000	49	1Alp UMi	1.9900	6300.0	58	24105	No
26	GOM_NL__2PRFIN20061010_022613_000000322052_00003_24105_2916.N1	10-OCT-2006 02:26:13	Bright	32.000	36	50Alp UMa	1.8000	6300.0	64	24105	No
27	GOM_NL__2PRFIN20061010_022745_000000302052_00003_24105_2917.N1	10-OCT-2006 02:27:45	Bright	29.500	82	48Bet UMa	2.3650	10600.	59	24105	No
28	GOM_NL__2PRFIN20061010_023104_000000302052_00003_24105_2918.N1	10-OCT-2006 02:31:04	Bright	29.500	174	52Psi UMa	3.0040	4400.0	59	24105	No
29	GOM_NL__2PRFIN20061010_023751_000000342052_00003_24105_2919.N1	10-OCT-2006 02:37:51	Bright	33.500	166	17Eps Leo	2.9800	6000.0	67	24105	No
30	GOM_NL__2PRFIN20061010_024100_000000412052_00003_24105_2920.N1	10-OCT-2006 02:41:00	Bright	40.500	22	32Alp Leo	1.3600	15200.	81	24105	No
31	GOM_NL__2PRFIN20061010_024758_000000412052_00003_24105_2921.N1	10-OCT-2006 02:47:58	Twilight	40.500	48	30Alp Hya	1.9770	4100.0	81	24105	No
32	GOM_NL__2PRFIN20061010_025735_000000392052_00003_24105_2922.N1	10-OCT-2006 02:57:35	Dark	38.500	65	Lam Vel	2.2040	4400.0	77	24105	No
33	GOM_NL__2PRFIN20061010_030033_000000362052_00003_24105_2923.N1	10-OCT-2006 03:00:33	Dark	36.000	34	Gam2Vel	1.7930	23000.	72	24105	No
34	GOM_NL__2PRFIN20061010_030440_000000372052_00004_24106_2524.N1	10-OCT-2006 03:04:40	Dark	37.000	161	Tau Pup	2.9310	4500.0	74	24106	No
35	GOM_NL__2PRFIN20061010_030603_000000402052_00004_24106_2525.N1	10-OCT-2006 03:06:03	Dark	40.000	2	Alp Car	-0.73600	7000.0	80	24106	No
36	GOM_NL__2PRFIN20061010_031430_000000322052_00004_24106_2526.N1	10-OCT-2006 03:14:30	Dark	32.000	143	Alp Hyi	2.8570	7200.0	64	24106	No
37	GOM_NL__2PRFIN20061010_031557_000000432052_00004_24106_2527.N1	10-OCT-2006 03:15:57	Dark	42.500	9	Alp Eri	0.45300	24000.	85	24106	No
38	GOM_NL__2PRFIN20061010_032106_000000362052_00004_24106_2528.N1	10-OCT-2006 03:21:06	Straylight	35.500	84	Alp Phe	2.3970	4500.0	71	24106	No
39	GOM_NL__2PRFIN20061010_032749_000000402052_00004_24106_2529.N1	10-OCT-2006 03:27:49	Straylight	40.000	52	16Bet Cet	2.0370	4500.0	80	24106	No
40	GOM_NL__2PRFIN20061010_033741_000000312052_00004_24106_2530.N1	10-OCT-2006 03:37:41	Bright	31.000	140	88Gam Peg	2.8340	26000.	62	24106	No
41	GOM_NL__2PRFIN20061010_034142_000000342052_00004_24106_2531.N1	10-OCT-2006 03:41:42	Bright	33.500	58	21Alp And	2.0730	11000.	67	24106	No
42	GOM_NL__2PRFIN20061010_034958_000000322052_00004_24106_2532.N1	10-OCT-2006 03:49:58	Bright	32.000	68	18Alp Cas	2.2250	4500.0	64	24106	No

43	GOM_NL__2PRFIN20061010_035122_000000332052_00004_24106_2533.N1	10-OCT-2006 03:51:22	Bright	32.500	76	27Gam Cas	2.3000	30000.	65	24106	No
44	GOM_NL__2PRFIN20061010_035839_000000322052_00004_24106_2534.N1	10-OCT-2006 03:58:39	Bright	31.500	49	1Alp UMi	1.9900	6300.0	63	24106	No
45	GOM_NL__2PRFIN20061010_040649_000000322052_00004_24106_2535.N1	10-OCT-2006 04:06:49	Bright	31.500	36	50Alp UMa	1.8000	6300.0	63	24106	No
46	GOM_NL__2PRFIN20061010_040821_000000302052_00004_24106_2536.N1	10-OCT-2006 04:08:21	Bright	29.500	82	48Bet UMa	2.3650	10600.	59	24106	No
47	GOM_NL__2PRFIN20061010_041140_000000282052_00004_24106_2537.N1	10-OCT-2006 04:11:40	Bright	27.500	174	52Psi UMa	3.0040	4400.0	55	24106	No
48	GOM_NL__2PRFIN20061010_041827_000000512052_00004_24106_2538.N1	10-OCT-2006 04:18:27	Bright	51.000	166	17Eps Leo	2.9800	6000.0	102	24106	No
49	GOM_NL__2PRFIN20061010_042137_000000342052_00004_24106_2539.N1	10-OCT-2006 04:21:37	Bright	33.500	22	32Alp Leo	1.3600	15200.	67	24106	No
50	GOM_NL__2PRFIN20061010_042835_000000412052_00004_24106_2540.N1	10-OCT-2006 04:28:35	Twilight	40.500	48	30Alp Hya	1.9770	4100.0	81	24106	No
51	GOM_NL__2PRFIN20061010_043812_000000402052_00004_24106_2541.N1	10-OCT-2006 04:38:12	Dark	39.500	65	Lam Vel	2.2040	4400.0	79	24106	No
52	GOM_NL__2PRFIN20061010_044110_000000362052_00004_24106_2542.N1	10-OCT-2006 04:41:10	Dark	35.500	34	Gam2Vel	1.7930	23000.	71	24106	No
53	GOM_NL__2PRFIN20061010_044517_000000402052_00005_24107_2524.N1	10-OCT-2006 04:45:17	Dark	39.500	161	Tau Pup	2.9310	4500.0	79	24107	No
54	GOM_NL__2PRFIN20061010_044640_000000462052_00005_24107_2525.N1	10-OCT-2006 04:46:40	Dark	46.000	2	Alp Car	-0.73600	7000.0	92	24107	No
55	GOM_NL__2PRFIN20061010_045506_000000322052_00005_24107_2526.N1	10-OCT-2006 04:55:06	Dark	32.000	143	Alp Hyi	2.8570	7200.0	64	24107	No
56	GOM_NL__2PRFIN20061010_045634_000000382052_00005_24107_2527.N1	10-OCT-2006 04:56:34	Dark	37.500	9	Alp Eri	0.45300	24000.	75	24107	No
57	GOM_NL__2PRFIN20061010_050142_000000342052_00005_24107_2528.N1	10-OCT-2006 05:01:42	Straylight	34.000	84	Alp Phe	2.3970	4500.0	68	24107	No
58	GOM_NL__2PRFIN20061010_050824_000000412052_00005_24107_2529.N1	10-OCT-2006 05:08:24	Straylight	40.500	52	16Bet Cet	2.0370	4500.0	81	24107	No
59	GOM_NL__2PRFIN20061010_051817_000000322052_00005_24107_2530.N1	10-OCT-2006 05:18:17	Bright	31.500	140	88Gam Peg	2.8340	26000.	63	24107	No
60	GOM_NL__2PRFIN20061010_052218_000000312052_00005_24107_2531.N1	10-OCT-2006 05:22:18	Bright	31.000	58	21Alp And	2.0730	11000.	62	24107	No
61	GOM_NL__2PRFIN20061010_053034_000000332052_00005_24107_2532.N1	10-OCT-2006 05:30:34	Bright	32.500	68	18Alp Cas	2.2250	4500.0	65	24107	No
62	GOM_NL__2PRFIN20061010_053157_000000322052_00005_24107_2533.N1	10-OCT-2006 05:31:57	Bright	31.500	76	27Gam Cas	2.3000	30000.	63	24107	No
63	GOM_NL__2PRFIN20061010_053916_000000282052_00005_24107_2534.N1	10-OCT-2006 05:39:16	Bright	27.500	49	1Alp UMi	1.9900	6300.0	55	24107	No
64	GOM_NL__2PRFIN20061010_054725_000000322052_00005_24107_2535.N1	10-OCT-2006 05:47:25	Bright	31.500	36	50Alp UMa	1.8000	6300.0	63	24107	No
65	GOM_NL__2PRFIN20061010_054857_000000302052_00005_24107_2536.N1	10-OCT-2006 05:48:57	Bright	30.000	82	48Bet UMa	2.3650	10600.	60	24107	No
66	GOM_NL__2PRFIN20061010_055216_000000282052_00005_24107_2537.N1	10-OCT-2006 05:52:16	Bright	27.500	174	52Psi UMa	3.0040	4400.0	55	24107	No
67	GOM_NL__2PRFIN20061010_055904_000000342052_00005_24107_2538.N1	10-OCT-2006 05:59:04	Bright	33.500	166	17Eps Leo	2.9800	6000.0	67	24107	No
68	GOM_NL__2PRFIN20061010_060213_000000332052_00005_24107_2539.N1	10-OCT-2006 06:02:13	Bright	33.000	22	32Alp Leo	1.3600	15200.	66	24107	No
69	GOM_NL__2PRFIN20061010_060911_000000432052_00005_24107_2540.N1	10-OCT-2006 06:09:11	Twilight	43.000	48	30Alp Hya	1.9770	4100.0	86	24107	No
70	GOM_NL__2PRFIN20061010_061849_000000402052_00005_24107_2541.N1	10-OCT-2006 06:18:49	Dark	39.500	65	Lam Vel	2.2040	4400.0	79	24107	No
71	GOM_NL__2PRFIN20061010_062146_000000362052_00005_24107_2542.N1	10-OCT-2006 06:21:46	Dark	35.500	34	Gam2Vel	1.7930	23000.	71	24107	No
72	GOM_NL__2PRFIN20061010_062554_000000372052_00006_24108_2524.N1	10-OCT-2006 06:25:54	Dark	37.000	161	Tau Pup	2.9310	4500.0	74	24108	No
73	GOM_NL__2PRFIN20061010_062717_000000492052_00006_24108_2525.N1	10-OCT-2006 06:27:17	Dark	49.000	2	Alp Car	-0.73600	7000.0	98	24108	No
74	GOM_NL__2PRFIN20061010_063543_000000332052_00006_24108_2526.N1	10-OCT-2006 06:35:43	Dark	32.500	143	Alp Hyi	2.8570	7200.0	65	24108	No
75	GOM_NL__2PRFIN20061010_063710_000000452052_00006_24108_2527.N1	10-OCT-2006 06:37:10	Dark	45.000	9	Alp Eri	0.45300	24000.	90	24108	No
76	GOM_NL__2PRFIN20061010_064219_000000332052_00006_24108_2528.N1	10-OCT-2006 06:42:19	Straylight	33.000	84	Alp Phe	2.3970	4500.0	66	24108	No
77	GOM_NL__2PRFIN20061010_064901_000000382052_00006_24108_2529.N1	10-OCT-2006 06:49:01	Straylight	37.500	52	16Bet Cet	2.0370	4500.0	75	24108	No
78	GOM_NL__2PRFIN20061010_065853_000000302052_00006_24108_2530.N1	10-OCT-2006 06:58:53	Bright	30.000	140	88Gam Peg	2.8340	26000.	60	24108	No
79	GOM_NL__2PRFIN20061010_070254_000000322052_00006_24108_2531.N1	10-OCT-2006 07:02:54	Bright	31.500	58	21Alp And	2.0730	11000.	63	24108	No
80	GOM_NL__2PRFIN20061010_071109_000000502052_00006_24108_2532.N1	10-OCT-2006 07:11:09	Bright	50.000	68	18Alp Cas	2.2250	4500.0	100	24108	No
81	GOM_NL__2PRFIN20061010_071233_000000322052_00006_24108_2533.N1	10-OCT-2006 07:12:33	Bright	32.000	76	27Gam Cas	2.3000	30000.	64	24108	No
82	GOM_NL__2PRFIN20061010_071952_000000302052_00006_24108_2534.N1	10-OCT-2006 07:19:52	Bright	29.500	49	1Alp UMi	1.9900	6300.0	59	24108	No
83	GOM_NL__2PRFIN20061010_072801_000000312052_00006_24108_2535.N1	10-OCT-2006 07:28:01	Bright	31.000	36	50Alp UMa	1.8000	6300.0	62	24108	No
84	GOM_NL__2PRFIN20061010_072933_000000472052_00006_24108_2536.N1	10-OCT-2006 07:29:33	Bright	47.000	82	48Bet UMa	2.3650	10600.	94	24108	No
85	GOM_NL__2PRFIN20061010_073252_000000282052_00006_24108_2537.N1	10-OCT-2006 07:32:52	Bright	28.000	174	52Psi UMa	3.0040	4400.0	56	24108	No
86	GOM_NL__2PRFIN20061010_073940_000000332052_00006_24108_2538.N1	10-OCT-2006 07:39:40	Bright	33.000	166	17Eps Leo	2.9800	6000.0	66	24108	No
87	GOM_NL__2PRFIN20061010_074249_000000292052_00006_24108_2539.N1	10-OCT-2006 07:42:49	Bright	29.000	22	32Alp Leo	1.3600	15200.	58	24108	No
88	GOM_NL__2PRFIN20061010_074948_000000442052_00006_24108_2540.N1	10-OCT-2006 07:49:48	Twilight	43.500	48	30Alp Hya	1.9770	4100.0	87	24108	No
89	GOM_NL__2PRFIN20061010_075925_000000442052_00006_24108_2541.N1	10-OCT-2006 07:59:25	Dark	44.000	65	Lam Vel	2.2040	4400.0	88	24108	No
90	GOM_NL__2PRFIN20061010_080223_000000362052_00006_24108_2542.N1	10-OCT-2006 08:02:23	Dark	35.500	34	Gam2Vel	1.7930	23000.	71	24108	No
91	GOM_NL__2PRFIN20061010_080630_000000382052_00007_24109_2524.N1	10-OCT-2006 08:06:30	Dark	38.000	161	Tau Pup	2.9310	4500.0	76	24109	No
92	GOM_NL__2PRFIN20061010_080753_000000552052_00007_24109_2525.N1	10-OCT-2006 08:07:53	Dark	55.000	2	Alp Car	-0.73600	7000.0	110	24109	No
93	GOM_NL__2PRFIN20061010_081619_000000332052_00007_24109_2526.N1	10-OCT-2006 08:16:19	Dark	32.500	143	Alp Hyi	2.8570	7200.0	65	24109	No
94	GOM_NL__2PRFIN20061010_081747_000000392052_00007_24109_2527.N1	10-OCT-2006 08:17:47	Dark	38.500	9	Alp Eri	0.45300	24000.	77	24109	No
95	GOM_NL__2PRFIN20061010_082255_000000382052_00007_24109_2528.N1	10-OCT-2006 08:22:55	Straylight	38.000	84	Alp Phe	2.3970	4500.0	76	24109	No
96	GOM_NL__2PRFIN20061010_082937_000000392052_00007_24109_2529.N1	10-OCT-2006 08:29:37	Straylight	39.000	52	16Bet Cet	2.0370	4500.0	78	24109	No
97	GOM_NL__2PRFIN20061010_083929_000000322052_00007_24109_2530.N1	10-OCT-2006 08:39:29	Bright	31.500	140	88Gam Peg	2.8340	26000.	63	24109	No
98	GOM_NL__2PRFIN20061010_084330_000000322052_00007_24109_2531.N1	10-OCT-2006 08:43:30	Bright	31.500	58	21Alp And	2.0730	11000.	63	24109	No
99	GOM_NL__2PRFIN20061010_085145_000000322052_00007_24109_2532.N1	10-OCT-2006 08:51:45	Bright	32.000	68	18Alp Cas	2.2250	4500.0	64	24109	No
100	GOM_NL__2PRFIN20061010_085309_000000322052_00007_24109_2533.N1	10-OCT-2006 08:53:09	Bright	31.500	76	27Gam Cas	2.3000	30000.	63	24109	No
101	GOM_NL__2PRFIN20061010_090027_000000292052_00007_24109_2534.N1	10-OCT-2006 09:00:27	Bright	29.000	49	1Alp UMi	1.9900	6300.0	58	24109	No

102	GOM_NL__2PRFIN20061010_090837_000000312052_00007_24109_2535.N1	10-OCT-2006 09:08:37	Bright	30.500	36	50Alp UMa	1.8000	6300.0	61	24109	No
103	GOM_NL__2PRFIN20061010_091009_000000302052_00007_24109_2536.N1	10-OCT-2006 09:10:09	Bright	30.000	82	48Bet UMa	2.3650	10600.	60	24109	No
104	GOM_NL__2PRFIN20061010_091328_000000302052_00007_24109_2537.N1	10-OCT-2006 09:13:28	Bright	29.500	174	52Psi UMa	3.0040	4400.0	59	24109	No
105	GOM_NL__2PRFIN20061010_092016_000000312052_00007_24109_2538.N1	10-OCT-2006 09:20:16	Bright	31.000	166	17Eps Leo	2.9800	6000.0	62	24109	No
106	GOM_NL__2PRFIN20061010_092326_000000342052_00007_24109_2539.N1	10-OCT-2006 09:23:26	Bright	33.500	22	32Alp Leo	1.3600	15200.	67	24109	No
107	GOM_NL__2PRFIN20061010_093025_000000432052_00007_24109_2540.N1	10-OCT-2006 09:30:25	Twilight	43.000	48	30Alp Hya	1.9770	4100.0	86	24109	No
108	GOM_NL__2PRFIN20061010_094001_000000422052_00007_24109_2541.N1	10-OCT-2006 09:40:01	Dark	41.500	65	Lam Vel	2.2040	4400.0	83	24109	No
109	GOM_NL__2PRFIN20061010_094259_000000372052_00007_24109_2542.N1	10-OCT-2006 09:42:59	Dark	36.500	34	Gam2Vel	1.7930	23000.	73	24109	No
110	GOM_NL__2PRFIN20061010_094707_000000372052_00008_24110_2523.N1	10-OCT-2006 09:47:07	Dark	37.000	161	Tau Pup	2.9310	4500.0	74	24110	No
111	GOM_NL__2PRFIN20061010_094830_000000422052_00008_24110_2524.N1	10-OCT-2006 09:48:30	Dark	41.500	2	Alp Car	-0.73600	7000.0	83	24110	No
112	GOM_NL__2PRFIN20061010_095655_000000332052_00008_24110_2525.N1	10-OCT-2006 09:56:55	Dark	33.000	143	Alp Hyi	2.8570	7200.0	66	24110	No
113	GOM_NL__2PRFIN20061010_095823_000000442052_00008_24110_2526.N1	10-OCT-2006 09:58:23	Dark	44.000	9	Alp Eri	0.45300	24000.	88	24110	No
114	GOM_NL__2PRFIN20061010_100331_000000372052_00008_24110_2527.N1	10-OCT-2006 10:03:31	Straylight	36.500	84	Alp Phe	2.3970	4500.0	73	24110	No
115	GOM_NL__2PRFIN20061010_101013_000000382052_00008_24110_2528.N1	10-OCT-2006 10:10:13	Straylight	37.500	52	16Bet Cet	2.0370	4500.0	75	24110	No
116	GOM_NL__2PRFIN20061010_102004_000000312052_00008_24110_2529.N1	10-OCT-2006 10:20:04	Bright	30.500	140	88Gam Peg	2.8340	26000.	61	24110	No
117	GOM_NL__2PRFIN20061010_102406_000000322052_00008_24110_2530.N1	10-OCT-2006 10:24:06	Bright	32.000	58	21Alp And	2.0730	11000.	64	24110	No
118	GOM_NL__2PRFIN20061010_103221_000000322052_00008_24110_2531.N1	10-OCT-2006 10:32:21	Bright	32.000	68	18Alp Cas	2.2250	4500.0	64	24110	No
119	GOM_NL__2PRFIN20061010_103345_000000322052_00008_24110_2532.N1	10-OCT-2006 10:33:45	Bright	31.500	76	27Gam Cas	2.3000	30000.	63	24110	No
120	GOM_NL__2PRFIN20061010_104104_000000292052_00008_24110_2533.N1	10-OCT-2006 10:41:04	Bright	29.000	49	1Alp UMi	1.9900	6300.0	58	24110	No
121	GOM_NL__2PRFIN20061010_104913_000000302052_00008_24110_2534.N1	10-OCT-2006 10:49:13	Bright	30.000	36	50Alp UMa	1.8000	6300.0	60	24110	No
122	GOM_NL__2PRFIN20061010_105045_000000342052_00008_24110_2535.N1	10-OCT-2006 10:50:45	Bright	33.500	82	48Bet UMa	2.3650	10600.	67	24110	No
123	GOM_NL__2PRFIN20061010_105404_000000282052_00008_24110_2536.N1	10-OCT-2006 10:54:04	Bright	28.000	174	52Psi UMa	3.0040	4400.0	56	24110	No
124	GOM_NL__2PRFIN20061010_110052_000000512052_00008_24110_2537.N1	10-OCT-2006 11:00:52	Bright	51.000	166	17Eps Leo	2.9800	6000.0	102	24110	No
125	GOM_NL__2PRFIN20061010_110402_000000492052_00008_24110_2538.N1	10-OCT-2006 11:04:02	Bright	49.000	22	32Alp Leo	1.3600	15200.	98	24110	No
126	GOM_NL__2PRFIN20061010_111101_000000452052_00008_24110_2539.N1	10-OCT-2006 11:11:01	Twilight	44.500	48	30Alp Hya	1.9770	4100.0	89	24110	No
127	GOM_NL__2PRFIN20061010_112038_000000382052_00008_24110_2540.N1	10-OCT-2006 11:20:38	Dark	37.500	65	Lam Vel	2.2040	4400.0	75	24110	No
128	GOM_NL__2PRFIN20061010_112336_000000372052_00008_24110_2541.N1	10-OCT-2006 11:23:36	Dark	37.000	34	Gam2Vel	1.7930	23000.	74	24110	No
129	GOM_NL__2PRFIN20061010_112743_000000382052_00009_24111_2523.N1	10-OCT-2006 11:27:43	Dark	38.000	161	Tau Pup	2.9310	4500.0	76	24111	No
130	GOM_NL__2PRFIN20061010_112907_000000422052_00009_24111_2524.N1	10-OCT-2006 11:29:07	Dark	41.500	2	Alp Car	-0.73600	7000.0	83	24111	No
131	GOM_NL__2PRFIN20061010_113732_000000322052_00009_24111_2525.N1	10-OCT-2006 11:37:32	Dark	32.000	143	Alp Hyi	2.8570	7200.0	64	24111	No
132	GOM_NL__2PRFIN20061010_113859_000000332052_00009_24111_2526.N1	10-OCT-2006 11:38:59	Dark	32.500	9	Alp Eri	0.45300	24000.	65	24111	No
133	GOM_NL__2PRFIN20061010_114407_000000372052_00009_24111_2527.N1	10-OCT-2006 11:44:07	Straylight	36.500	84	Alp Phe	2.3970	4500.0	73	24111	No
134	GOM_NL__2PRFIN20061010_115049_000000402052_00009_24111_2528.N1	10-OCT-2006 11:50:49	Straylight	40.000	52	16Bet Cet	2.0370	4500.0	80	24111	No
135	GOM_NL__2PRFIN20061010_120040_000000312052_00009_24111_2529.N1	10-OCT-2006 12:00:40	Bright	31.000	140	88Gam Peg	2.8340	26000.	62	24111	No
136	GOM_NL__2PRFIN20061010_120442_000000312052_00009_24111_2530.N1	10-OCT-2006 12:04:42	Bright	31.000	58	21Alp And	2.0730	11000.	62	24111	No
137	GOM_NL__2PRFIN20061010_121256_000000342052_00009_24111_2531.N1	10-OCT-2006 12:12:56	Bright	33.500	68	18Alp Cas	2.2250	4500.0	67	24111	No
138	GOM_NL__2PRFIN20061010_121420_000000322052_00009_24111_2532.N1	10-OCT-2006 12:14:20	Bright	31.500	76	27Gam Cas	2.3000	30000.	63	24111	No
139	GOM_NL__2PRFIN20061010_122139_000000302052_00009_24111_2533.N1	10-OCT-2006 12:21:39	Bright	29.500	49	1Alp UMi	1.9900	6300.0	59	24111	No
140	GOM_NL__2PRFIN20061010_122949_000000322052_00009_24111_2534.N1	10-OCT-2006 12:29:49	Bright	32.000	36	50Alp UMa	1.8000	6300.0	64	24111	No
141	GOM_NL__2PRFIN20061010_123121_000000282052_00009_24111_2535.N1	10-OCT-2006 12:31:21	Bright	28.000	82	48Bet UMa	2.3650	10600.	56	24111	No
142	GOM_NL__2PRFIN20061010_123440_000000292052_00009_24111_2536.N1	10-OCT-2006 12:34:40	Bright	28.500	174	52Psi UMa	3.0040	4400.0	57	24111	No
143	GOM_NL__2PRFIN20061010_124128_000000322052_00009_24111_2537.N1	10-OCT-2006 12:41:28	Bright	31.500	166	17Eps Leo	2.9800	6000.0	63	24111	No
144	GOM_NL__2PRFIN20061010_124438_000000322052_00009_24111_2538.N1	10-OCT-2006 12:44:38	Bright	32.000	22	32Alp Leo	1.3600	15200.	64	24111	No
145	GOM_NL__2PRFIN20061010_125137_000000442052_00009_24111_2539.N1	10-OCT-2006 12:51:37	Twilight	43.500	48	30Alp Hya	1.9770	4100.0	87	24111	No
146	GOM_NL__2PRFIN20061010_130114_000000392052_00009_24111_2540.N1	10-OCT-2006 13:01:14	Dark	38.500	65	Lam Vel	2.2040	4400.0	77	24111	No
147	GOM_NL__2PRFIN20061010_130413_000000362052_00009_24111_2541.N1	10-OCT-2006 13:04:13	Dark	36.000	34	Gam2Vel	1.7930	23000.	72	24111	No
148	GOM_NL__2PRFIN20061010_130820_000000362052_00010_24112_2523.N1	10-OCT-2006 13:08:20	Dark	36.000	161	Tau Pup	2.9310	4500.0	72	24112	No
149	GOM_NL__2PRFIN20061010_130943_000000432052_00010_24112_2524.N1	10-OCT-2006 13:09:43	Dark	43.000	2	Alp Car	-0.73600	7000.0	86	24112	No
150	GOM_NL__2PRFIN20061010_131808_000000312052_00010_24112_2525.N1	10-OCT-2006 13:18:08	Dark	30.500	143	Alp Hyi	2.8570	7200.0	61	24112	No
151	GOM_NL__2PRFIN20061010_131935_000000422052_00010_24112_2526.N1	10-OCT-2006 13:19:35	Dark	41.500	9	Alp Eri	0.45300	24000.	83	24112	No
152	GOM_NL__2PRFIN20061010_132444_000000372052_00010_24112_2527.N1	10-OCT-2006 13:24:44	Straylight	37.000	84	Alp Phe	2.3970	4500.0	74	24112	No
153	GOM_NL__2PRFIN20061010_133125_000000372052_00010_24112_2528.N1	10-OCT-2006 13:31:25	Straylight	37.000	52	16Bet Cet	2.0370	4500.0	74	24112	No
154	GOM_NL__2PRFIN20061010_134116_000000322052_00010_24112_2529.N1	10-OCT-2006 13:41:16	Bright	31.500	140	88Gam Peg	2.8340	26000.	63	24112	No
155	GOM_NL__2PRFIN20061010_134517_000000302052_00010_24112_2530.N1	10-OCT-2006 13:45:17	Bright	30.000	58	21Alp And	2.0730	11000.	60	24112	No
156	GOM_NL__2PRFIN20061010_135332_000000302052_00010_24112_2531.N1	10-OCT-2006 13:53:32	Bright	29.500	68	18Alp Cas	2.2250	4500.0	59	24112	No
157	GOM_NL__2PRFIN20061010_135455_000000322052_00010_24112_2532.N1	10-OCT-2006 13:54:55	Bright	32.000	76	27Gam Cas	2.3000	30000.	64	24112	No
158	GOM_NL__2PRFIN20061010_140215_000000282052_00010_24112_2533.N1	10-OCT-2006 14:02:15	Bright	28.000	49	1Alp UMi	1.9900	6300.0	56	24112	No
159	GOM_NL__2PRFIN20061010_141025_000000302052_00010_24112_2534.N1	10-OCT-2006 14:10:25	Bright	29.500	36	50Alp UMa	1.8000	6300.0	59	24112	No
160	GOM_NL__2PRFIN20061010_141157_000000302052_00010_24112_2535.N1	10-OCT-2006 14:11:57	Bright	29.500	82	48Bet UMa	2.3650	10600.	59	24112	No



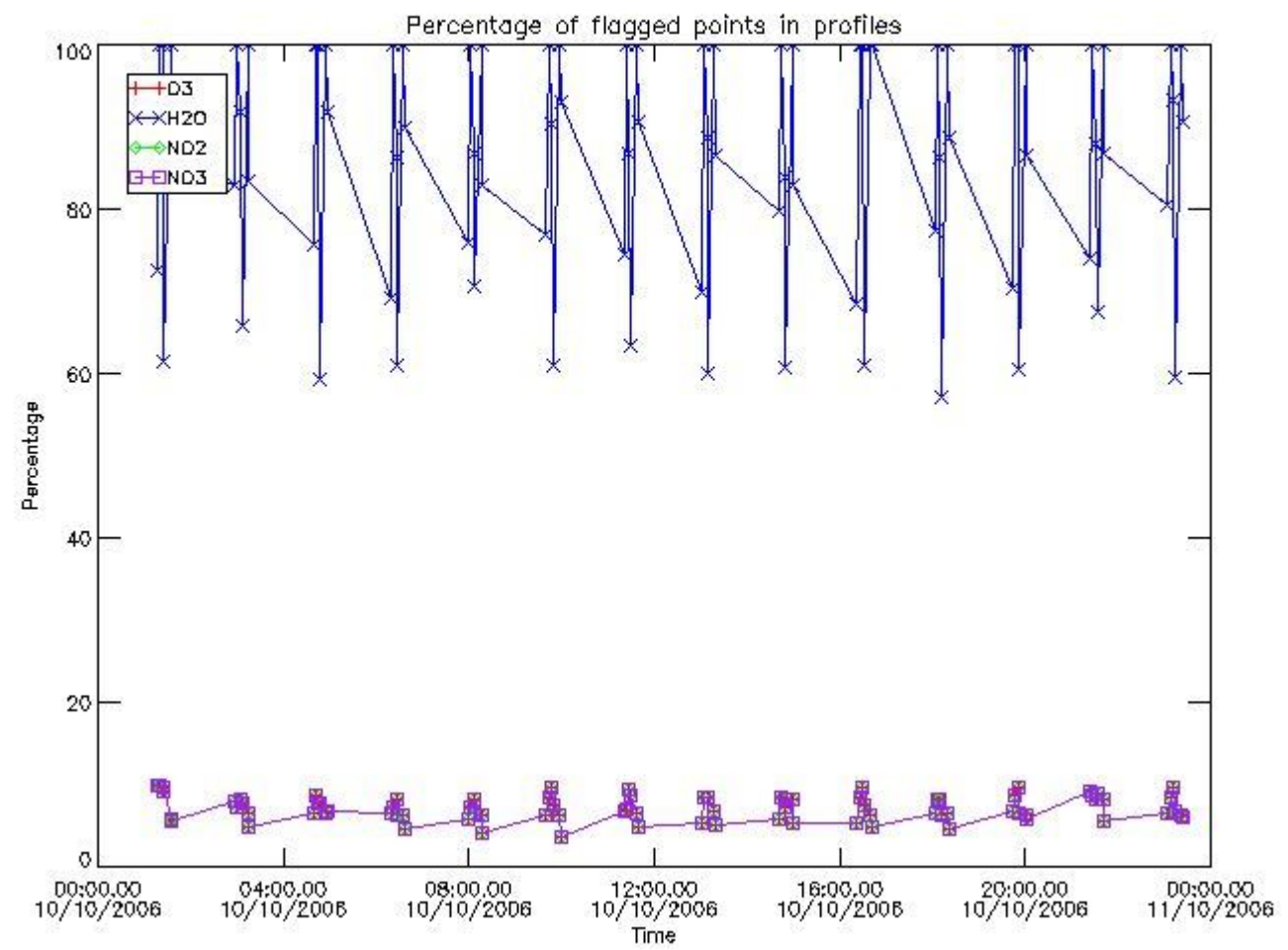
161	GOM_NL__2PRFIN20061010_141516_000000282052_00010_24112_2536.N1	10-OCT-2006 14:15:16	Bright	28.000	174	52Psi UMa	3.0040	4400.0	56	24112	No
162	GOM_NL__2PRFIN20061010_142204_000000352052_00010_24112_2537.N1	10-OCT-2006 14:22:04	Bright	35.000	166	17Eps Leo	2.9800	6000.0	70	24112	No
163	GOM_NL__2PRFIN20061010_142514_000000492052_00010_24112_2538.N1	10-OCT-2006 14:25:14	Bright	49.000	22	32Alp Leo	1.3600	15200.	98	24112	No
164	GOM_NL__2PRFIN20061010_143214_000000442052_00010_24112_2539.N1	10-OCT-2006 14:32:14	Twilight	44.000	48	30Alp Hya	1.9770	4100.0	88	24112	No
165	GOM_NL__2PRFIN20061010_144151_000000352052_00010_24112_2540.N1	10-OCT-2006 14:41:51	Dark	35.000	65	Lam Vel	2.2040	4400.0	70	24112	No
166	GOM_NL__2PRFIN20061010_144449_000000362052_00010_24112_2541.N1	10-OCT-2006 14:44:49	Dark	36.000	34	Gam2Vel	1.7930	23000.	72	24112	No
167	GOM_NL__2PRFIN20061010_144857_000000382052_00011_24113_2523.N1	10-OCT-2006 14:48:57	Dark	37.500	161	Tau Pup	2.9310	4500.0	75	24113	No
168	GOM_NL__2PRFIN20061010_145020_000000432052_00011_24113_2524.N1	10-OCT-2006 14:50:20	Dark	42.500	2	Alp Car	-0.73600	7000.0	85	24113	No
169	GOM_NL__2PRFIN20061010_145844_000000312052_00011_24113_2525.N1	10-OCT-2006 14:58:44	Dark	31.000	143	Alp Hyi	2.8570	7200.0	62	24113	No
170	GOM_NL__2PRFIN20061010_150011_000000392052_00011_24113_2526.N1	10-OCT-2006 15:00:11	Dark	38.500	9	Alp Eri	0.45300	24000.	77	24113	No
171	GOM_NL__2PRFIN20061010_150520_000000362052_00011_24113_2527.N1	10-OCT-2006 15:05:20	Straylight	36.000	84	Alp Phe	2.3970	4500.0	72	24113	No
172	GOM_NL__2PRFIN20061010_151201_000000432052_00011_24113_2528.N1	10-OCT-2006 15:12:01	Straylight	42.500	52	16Bet Cet	2.0370	4500.0	85	24113	No
173	GOM_NL__2PRFIN20061010_152152_000000312052_00011_24113_2529.N1	10-OCT-2006 15:21:52	Bright	31.000	140	88Gam Peg	2.8340	26000.	62	24113	No
174	GOM_NL__2PRFIN20061010_152553_000000322052_00011_24113_2530.N1	10-OCT-2006 15:25:53	Bright	31.500	58	21Alp And	2.0730	11000.	63	24113	No
175	GOM_NL__2PRFIN20061010_153407_000000332052_00011_24113_2531.N1	10-OCT-2006 15:34:07	Bright	33.000	68	18Alp Cas	2.2250	4500.0	66	24113	No
176	GOM_NL__2PRFIN20061010_153531_000000322052_00011_24113_2532.N1	10-OCT-2006 15:35:31	Bright	32.000	76	27Gam Cas	2.3000	30000.	64	24113	No
177	GOM_NL__2PRFIN20061010_154251_000000302052_00011_24113_2533.N1	10-OCT-2006 15:42:51	Bright	30.000	49	1Alp UMi	1.9900	6300.0	60	24113	No
178	GOM_NL__2PRFIN20061010_155101_000000472052_00011_24113_2534.N1	10-OCT-2006 15:51:01	Bright	47.000	36	50Alp UMa	1.8000	6300.0	94	24113	No
179	GOM_NL__2PRFIN20061010_155233_000000292052_00011_24113_2535.N1	10-OCT-2006 15:52:33	Bright	28.500	82	48Bet UMa	2.3650	10600.	57	24113	No
180	GOM_NL__2PRFIN20061010_155552_000000462052_00011_24113_2536.N1	10-OCT-2006 15:55:52	Bright	46.000	174	52Psi UMa	3.0040	4400.0	92	24113	No
181	GOM_NL__2PRFIN20061010_160241_000000332052_00011_24113_2537.N1	10-OCT-2006 16:02:41	Bright	32.500	166	17Eps Leo	2.9800	6000.0	65	24113	No
182	GOM_NL__2PRFIN20061010_160550_000000332052_00011_24113_2538.N1	10-OCT-2006 16:05:50	Bright	32.500	22	32Alp Leo	1.3600	15200.	65	24113	No
183	GOM_NL__2PRFIN20061010_161250_000000442052_00011_24113_2539.N1	10-OCT-2006 16:12:50	Twilight	43.500	48	30Alp Hya	1.9770	4100.0	87	24113	No
184	GOM_NL__2PRFIN20061010_162227_000000392052_00011_24113_2540.N1	10-OCT-2006 16:22:27	Dark	38.500	65	Lam Vel	2.2040	4400.0	77	24113	No
185	GOM_NL__2PRFIN20061010_162526_000000372052_00011_24113_2541.N1	10-OCT-2006 16:25:26	Dark	36.500	34	Gam2Vel	1.7930	23000.	73	24113	No
186	GOM_NL__2PRFIN20061010_162934_000000372052_00012_24114_2534.N1	10-OCT-2006 16:29:34	Dark	37.000	161	Tau Pup	2.9310	4500.0	74	24114	No
187	GOM_NL__2PRFIN20061010_163057_000000422052_00012_24114_2535.N1	10-OCT-2006 16:30:57	Dark	41.500	2	Alp Car	-0.73600	7000.0	83	24114	No
188	GOM_NL__2PRFIN20061010_163920_000000332052_00012_24114_2536.N1	10-OCT-2006 16:39:20	Dark	33.000	143	Alp Hyi	2.8570	7200.0	66	24114	No
189	GOM_NL__2PRFIN20061010_164047_000000432052_00012_24114_2537.N1	10-OCT-2006 16:40:47	Dark	43.000	9	Alp Eri	0.45300	24000.	86	24114	No
190	GOM_NL__2PRFIN20061010_164556_000000372052_00012_24114_2538.N1	10-OCT-2006 16:45:56	Straylight	37.000	84	Alp Phe	2.3970	4500.0	74	24114	No
191	GOM_NL__2PRFIN20061010_165237_000000402052_00012_24114_2539.N1	10-OCT-2006 16:52:37	Straylight	40.000	52	16Bet Cet	2.0370	4500.0	80	24114	No
192	GOM_NL__2PRFIN20061010_170228_000000302052_00012_24114_2540.N1	10-OCT-2006 17:02:28	Bright	30.000	140	88Gam Peg	2.8340	26000.	60	24114	No
193	GOM_NL__2PRFIN20061010_170629_000000332052_00012_24114_2541.N1	10-OCT-2006 17:06:29	Bright	32.500	58	21Alp And	2.0730	11000.	65	24114	No
194	GOM_NL__2PRFIN20061010_171443_000000342052_00012_24114_2542.N1	10-OCT-2006 17:14:43	Bright	33.500	68	18Alp Cas	2.2250	4500.0	67	24114	No
195	GOM_NL__2PRFIN20061010_171607_000000322052_00012_24114_2543.N1	10-OCT-2006 17:16:07	Bright	32.000	76	27Gam Cas	2.3000	30000.	64	24114	No
196	GOM_NL__2PRFIN20061010_172328_000000292052_00012_24114_2544.N1	10-OCT-2006 17:23:28	Bright	29.000	49	1Alp UMi	1.9900	6300.0	58	24114	No
197	GOM_NL__2PRFIN20061010_173137_000000292052_00012_24114_2545.N1	10-OCT-2006 17:31:37	Bright	29.000	36	50Alp UMa	1.8000	6300.0	58	24114	No
198	GOM_NL__2PRFIN20061010_173309_000000292052_00012_24114_2546.N1	10-OCT-2006 17:33:09	Bright	28.500	82	48Bet UMa	2.3650	10600.	57	24114	No
199	GOM_NL__2PRFIN20061010_173628_000000462052_00012_24114_2547.N1	10-OCT-2006 17:36:28	Bright	46.000	174	52Psi UMa	3.0040	4400.0	92	24114	No
200	GOM_NL__2PRFIN20061010_174317_000000332052_00012_24114_2548.N1	10-OCT-2006 17:43:17	Bright	33.000	166	17Eps Leo	2.9800	6000.0	66	24114	No
201	GOM_NL__2PRFIN20061010_174627_000000332052_00012_24114_2549.N1	10-OCT-2006 17:46:27	Bright	32.500	22	32Alp Leo	1.3600	15200.	65	24114	No
202	GOM_NL__2PRFIN20061010_175327_000000472052_00012_24114_2550.N1	10-OCT-2006 17:53:27	Twilight	47.000	48	30Alp Hya	1.9770	4100.0	94	24114	No
203	GOM_NL__2PRFIN20061010_180304_000000472052_00012_24114_2551.N1	10-OCT-2006 18:03:04	Dark	47.000	65	Lam Vel	2.2040	4400.0	94	24114	No
204	GOM_NL__2PRFIN20061010_180603_000000382052_00012_24114_2552.N1	10-OCT-2006 18:06:03	Dark	37.500	34	Gam2Vel	1.7930	23000.	75	24114	No
205	GOM_NL__2PRFIN20061010_181011_000000372052_00013_24115_2554.N1	10-OCT-2006 18:10:11	Dark	37.000	161	Tau Pup	2.9310	4500.0	74	24115	No
206	GOM_NL__2PRFIN20061010_181134_000000502052_00013_24115_2555.N1	10-OCT-2006 18:11:34	Dark	49.500	2	Alp Car	-0.73600	7000.0	99	24115	No
207	GOM_NL__2PRFIN20061010_181957_000000322052_00013_24115_2556.N1	10-OCT-2006 18:19:57	Dark	32.000	143	Alp Hyi	2.8570	7200.0	64	24115	No
208	GOM_NL__2PRFIN20061010_182124_000000442052_00013_24115_2557.N1	10-OCT-2006 18:21:24	Dark	44.000	9	Alp Eri	0.45300	24000.	88	24115	No
209	GOM_NL__2PRFIN20061010_182632_000000352052_00013_24115_2558.N1	10-OCT-2006 18:26:32	Straylight	35.000	84	Alp Phe	2.3970	4500.0	70	24115	No
210	GOM_NL__2PRFIN20061010_183313_000000392052_00013_24115_2559.N1	10-OCT-2006 18:33:13	Straylight	39.000	52	16Bet Cet	2.0370	4500.0	78	24115	No
211	GOM_NL__2PRFIN20061010_184304_000000312052_00013_24115_2560.N1	10-OCT-2006 18:43:04	Bright	31.000	140	88Gam Peg	2.8340	26000.	62	24115	No
212	GOM_NL__2PRFIN20061010_184705_000000322052_00013_24115_2561.N1	10-OCT-2006 18:47:05	Bright	32.000	58	21Alp And	2.0730	11000.	64	24115	No
213	GOM_NL__2PRFIN20061010_185519_000000342052_00013_24115_2562.N1	10-OCT-2006 18:55:19	Bright	33.500	68	18Alp Cas	2.2250	4500.0	67	24115	No
214	GOM_NL__2PRFIN20061010_185643_000000502052_00013_24115_2563.N1	10-OCT-2006 18:56:43	Bright	50.000	76	27Gam Cas	2.3000	30000.	100	24115	No
215	GOM_NL__2PRFIN20061010_190403_000000312052_00013_24115_2564.N1	10-OCT-2006 19:04:03	Bright	31.000	49	1Alp UMi	1.9900	6300.0	62	24115	No
216	GOM_NL__2PRFIN20061010_191213_000000332052_00013_24115_2565.N1	10-OCT-2006 19:12:13	Bright	32.500	36	50Alp UMa	1.8000	6300.0	65	24115	No
217	GOM_NL__2PRFIN20061010_191345_000000312052_00013_24115_2566.N1	10-OCT-2006 19:13:45	Bright	30.500	82	48Bet UMa	2.3650	10600.	61	24115	No
218	GOM_NL__2PRFIN20061010_191704_000000282052_00013_24115_2567.N1	10-OCT-2006 19:17:04	Bright	28.000	174	52Psi UMa	3.0040	4400.0	56	24115	No
219	GOM_NL__2PRFIN20061010_192353_000000332052_00013_24115_2568.N1	10-OCT-2006 19:23:53	Bright	33.000	166	17Eps Leo	2.9800	6000.0	66	24115	No

220	GOM_NL__2PRFIN20061010_192703_000000342052_00013_24115_2569.N1	10-OCT-2006 19:27:03	Bright	33.500	22	32Alp Leo	1.3600	15200.	67	24115	No
221	GOM_NL__2PRFIN20061010_193404_000000472052_00013_24115_2570.N1	10-OCT-2006 19:34:04	Twilight	47.000	48	30Alp Hya	1.9770	4100.0	94	24115	No
222	GOM_NL__2PRFIN20061010_194340_000000382052_00013_24115_2571.N1	10-OCT-2006 19:43:40	Dark	37.500	65	Lam Vel	2.2040	4400.0	75	24115	No
223	GOM_NL__2PRFIN20061010_194639_000000352052_00013_24115_2572.N1	10-OCT-2006 19:46:39	Dark	35.000	34	Gam2Vel	1.7930	23000.	70	24115	No
224	GOM_NL__2PRFIN20061010_195047_000000372052_00014_24116_2554.N1	10-OCT-2006 19:50:47	Dark	37.000	161	Tau Pup	2.9310	4500.0	74	24116	No
225	GOM_NL__2PRFIN20061010_195210_000000552052_00014_24116_2555.N1	10-OCT-2006 19:52:10	Dark	55.000	2	Alp Car	-0.73600	7000.0	110	24116	No
226	GOM_NL__2PRFIN20061010_200033_000000332052_00014_24116_2556.N1	10-OCT-2006 20:00:33	Dark	32.500	143	Alp Hyi	2.8570	7200.0	65	24116	No
227	GOM_NL__2PRFIN20061010_200200_000000452052_00014_24116_2557.N1	10-OCT-2006 20:02:00	Dark	44.500	9	Alp Eri	0.45300	24000.	89	24116	No
228	GOM_NL__2PRFIN20061010_200708_000000342052_00014_24116_2558.N1	10-OCT-2006 20:07:08	Straylight	34.000	84	Alp Phe	2.3970	4500.0	68	24116	No
229	GOM_NL__2PRFIN20061010_201349_000000382052_00014_24116_2559.N1	10-OCT-2006 20:13:49	Straylight	38.000	52	16Bet Cet	2.0370	4500.0	76	24116	No
230	GOM_NL__2PRFIN20061010_202340_000000312052_00014_24116_2560.N1	10-OCT-2006 20:23:40	Bright	30.500	140	88Gam Peg	2.8340	26000.	61	24116	No
231	GOM_NL__2PRFIN20061010_202741_000000322052_00014_24116_2561.N1	10-OCT-2006 20:27:41	Bright	31.500	58	21Alp And	2.0730	11000.	63	24116	No
232	GOM_NL__2PRFIN20061010_203555_000000322052_00014_24116_2562.N1	10-OCT-2006 20:35:55	Bright	32.000	68	18Alp Cas	2.2250	4500.0	64	24116	No
233	GOM_NL__2PRFIN20061010_203719_000000322052_00014_24116_2563.N1	10-OCT-2006 20:37:19	Bright	32.000	76	27Gam Cas	2.3000	30000.	64	24116	No
234	GOM_NL__2PRFIN20061010_204439_000000312052_00014_24116_2564.N1	10-OCT-2006 20:44:39	Bright	30.500	49	1Alp UMi	1.9900	6300.0	61	24116	No
235	GOM_NL__2PRFIN20061010_205249_000000312052_00014_24116_2565.N1	10-OCT-2006 20:52:49	Bright	31.000	36	50Alp UMa	1.8000	6300.0	62	24116	No
236	GOM_NL__2PRFIN20061010_205421_000000302052_00014_24116_2566.N1	10-OCT-2006 20:54:21	Bright	30.000	82	48Bet UMa	2.3650	10600.	60	24116	No
237	GOM_NL__2PRFIN20061010_205740_000000302052_00014_24116_2567.N1	10-OCT-2006 20:57:40	Bright	30.000	174	52Psi UMa	3.0040	4400.0	60	24116	No
238	GOM_NL__2PRFIN20061010_210739_000000342052_00014_24116_2568.N1	10-OCT-2006 21:07:39	Bright	33.500	22	32Alp Leo	1.3600	15200.	67	24116	No
239	GOM_NL__2PRFIN20061010_211440_000000492052_00014_24116_2569.N1	10-OCT-2006 21:14:40	Twilight	48.500	48	30Alp Hya	1.9770	4100.0	97	24116	No
240	GOM_NL__2PRFIN20061010_212417_000000392052_00014_24116_2570.N1	10-OCT-2006 21:24:17	Dark	39.000	65	Lam Vel	2.2040	4400.0	78	24116	No
241	GOM_NL__2PRFIN20061010_212716_000000352052_00014_24116_2571.N1	10-OCT-2006 21:27:16	Dark	35.000	34	Gam2Vel	1.7930	23000.	70	24116	No
242	GOM_NL__2PRFIN20061010_213124_000000382052_00015_24117_2554.N1	10-OCT-2006 21:31:24	Dark	37.500	161	Tau Pup	2.9310	4500.0	75	24117	No
243	GOM_NL__2PRFIN20061010_213247_000000412052_00015_24117_2555.N1	10-OCT-2006 21:32:47	Dark	40.500	2	Alp Car	-0.73600	7000.0	81	24117	No
244	GOM_NL__2PRFIN20061010_214109_000000312052_00015_24117_2556.N1	10-OCT-2006 21:41:09	Dark	31.000	143	Alp Hyi	2.8570	7200.0	62	24117	No
245	GOM_NL__2PRFIN20061010_214237_000000382052_00015_24117_2557.N1	10-OCT-2006 21:42:37	Dark	37.500	9	Alp Eri	0.45300	24000.	75	24117	No
246	GOM_NL__2PRFIN20061010_214744_000000362052_00015_24117_2558.N1	10-OCT-2006 21:47:44	Straylight	35.500	84	Alp Phe	2.3970	4500.0	71	24117	No
247	GOM_NL__2PRFIN20061010_215425_000000392052_00015_24117_2559.N1	10-OCT-2006 21:54:25	Straylight	38.500	52	16Bet Cet	2.0370	4500.0	77	24117	No
248	GOM_NL__2PRFIN20061010_220416_000000302052_00015_24117_2560.N1	10-OCT-2006 22:04:16	Bright	30.000	140	88Gam Peg	2.8340	26000.	60	24117	No
249	GOM_NL__2PRFIN20061010_220816_000000322052_00015_24117_2561.N1	10-OCT-2006 22:08:16	Bright	31.500	58	21Alp And	2.0730	11000.	63	24117	No
250	GOM_NL__2PRFIN20061010_221630_000000322052_00015_24117_2562.N1	10-OCT-2006 22:16:30	Bright	32.000	68	18Alp Cas	2.2250	4500.0	64	24117	No
251	GOM_NL__2PRFIN20061010_221754_000000322052_00015_24117_2563.N1	10-OCT-2006 22:17:54	Bright	32.000	76	27Gam Cas	2.3000	30000.	64	24117	No
252	GOM_NL__2PRFIN20061010_222515_000000302052_00015_24117_2564.N1	10-OCT-2006 22:25:15	Bright	29.500	49	1Alp UMi	1.9900	6300.0	59	24117	No
253	GOM_NL__2PRFIN20061010_223325_000000322052_00015_24117_2565.N1	10-OCT-2006 22:33:25	Bright	32.000	36	50Alp UMa	1.8000	6300.0	64	24117	No
254	GOM_NL__2PRFIN20061010_223457_000000312052_00015_24117_2566.N1	10-OCT-2006 22:34:57	Bright	31.000	82	48Bet UMa	2.3650	10600.	62	24117	No
255	GOM_NL__2PRFIN20061010_223816_000000292052_00015_24117_2567.N1	10-OCT-2006 22:38:16	Bright	28.500	174	52Psi UMa	3.0040	4400.0	57	24117	No
256	GOM_NL__2PRFIN20061010_224505_000000342052_00015_24117_2568.N1	10-OCT-2006 22:45:05	Bright	33.500	166	17Eps Leo	2.9800	6000.0	67	24117	No
257	GOM_NL__2PRFIN20061010_224815_000000312052_00015_24117_2569.N1	10-OCT-2006 22:48:15	Bright	31.000	22	32Alp Leo	1.3600	15200.	62	24117	No
258	GOM_NL__2PRFIN20061010_225516_000000422052_00015_24117_2570.N1	10-OCT-2006 22:55:16	Twilight	42.000	48	30Alp Hya	1.9770	4100.0	84	24117	No
259	GOM_NL__2PRFIN20061010_230453_000000392052_00015_24117_2571.N1	10-OCT-2006 23:04:53	Dark	39.000	65	Lam Vel	2.2040	4400.0	78	24117	No
260	GOM_NL__2PRFIN20061010_230752_000000372052_00015_24117_2572.N1	10-OCT-2006 23:07:52	Dark	36.500	34	Gam2Vel	1.7930	23000.	73	24117	No
261	GOM_NL__2PRFIN20061010_231201_000000382052_00016_24118_2532.N1	10-OCT-2006 23:12:01	Dark	37.500	161	Tau Pup	2.9310	4500.0	75	24118	No
262	GOM_NL__2PRFIN20061010_231324_000000542052_00016_24118_2533.N1	10-OCT-2006 23:13:24	Dark	53.500	2	Alp Car	-0.73600	7000.0	107	24118	No
263	GOM_NL__2PRFIN20061010_232145_000000332052_00016_24118_2534.N1	10-OCT-2006 23:21:45	Dark	33.000	143	Alp Hyi	2.8570	7200.0	66	24118	No
264	GOM_NL__2PRFIN20061010_232313_000000432052_00016_24118_2535.N1	10-OCT-2006 23:23:13	Dark	42.500	9	Alp Eri	0.45300	24000.	85	24118	No
265	GOM_NL__2PRFIN20061010_232820_000000372052_00016_24118_2536.N1	10-OCT-2006 23:28:20	Straylight	36.500	84	Alp Phe	2.3970	4500.0	73	24118	No
266	GOM_NL__2PRFIN20061010_233501_000000372052_00016_24118_2537.N1	10-OCT-2006 23:35:01	Straylight	36.500	52	16Bet Cet	2.0370	4500.0	73	24118	No
267	GOM_NL__2PRFIN20061010_234452_000000312052_00016_24118_2538.N1	10-OCT-2006 23:44:52	Bright	30.500	140	88Gam Peg	2.8340	26000.	61	24118	No
268	GOM_NL__2PRFIN20061010_234852_000000322052_00016_24118_2539.N1	10-OCT-2006 23:48:52	Bright	31.500	58	21Alp And	2.0730	11000.	63	24118	No
269	GOM_NL__2PRFIN20061010_235706_000000322052_00016_24118_2540.N1	10-OCT-2006 23:57:06	Bright	31.500	68	18Alp Cas	2.2250	4500.0	63	24118	No
270	GOM_NL__2PRFIN20061010_235830_000000312052_00016_24118_2541.N1	10-OCT-2006 23:58:30	Bright	31.000	76	27Gam Cas	2.3000	30000.	62	24118	No

### 3. Quality information per product

In this section it is plotted some information contained in the Quality Summary data set of the level 2 products. Only products in dark limb conditions and without errors (error flag in the MPH set to "0") are used.

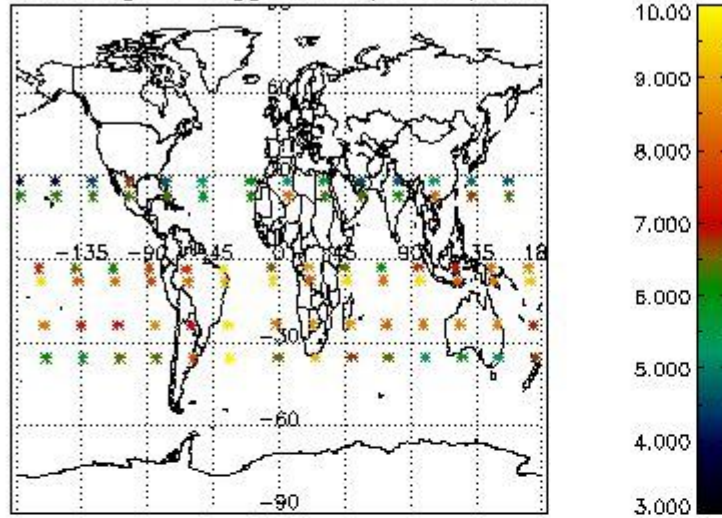
3.1 Plot quality information per product (time dependant)



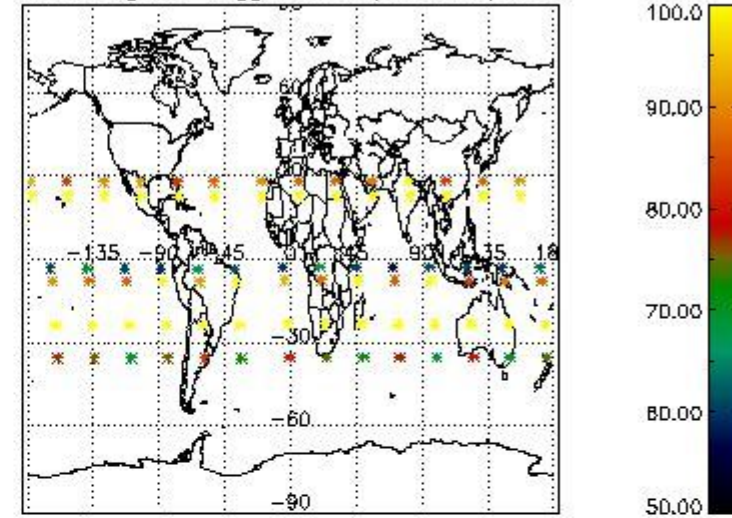
3.2 Plot quality information per product (world map)



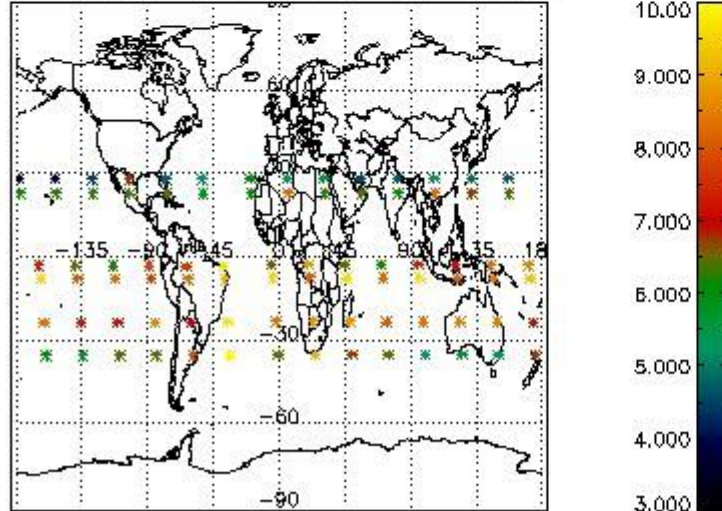
Percentage of flagged data per O3 profile



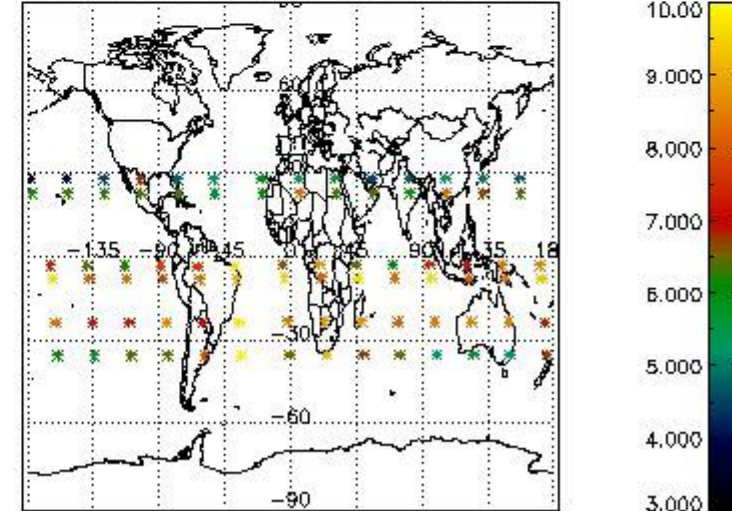
Percentage of flagged data per H2O profile



Percentage of flagged data per NO2 profile



Percentage of flagged data per NO3 profile



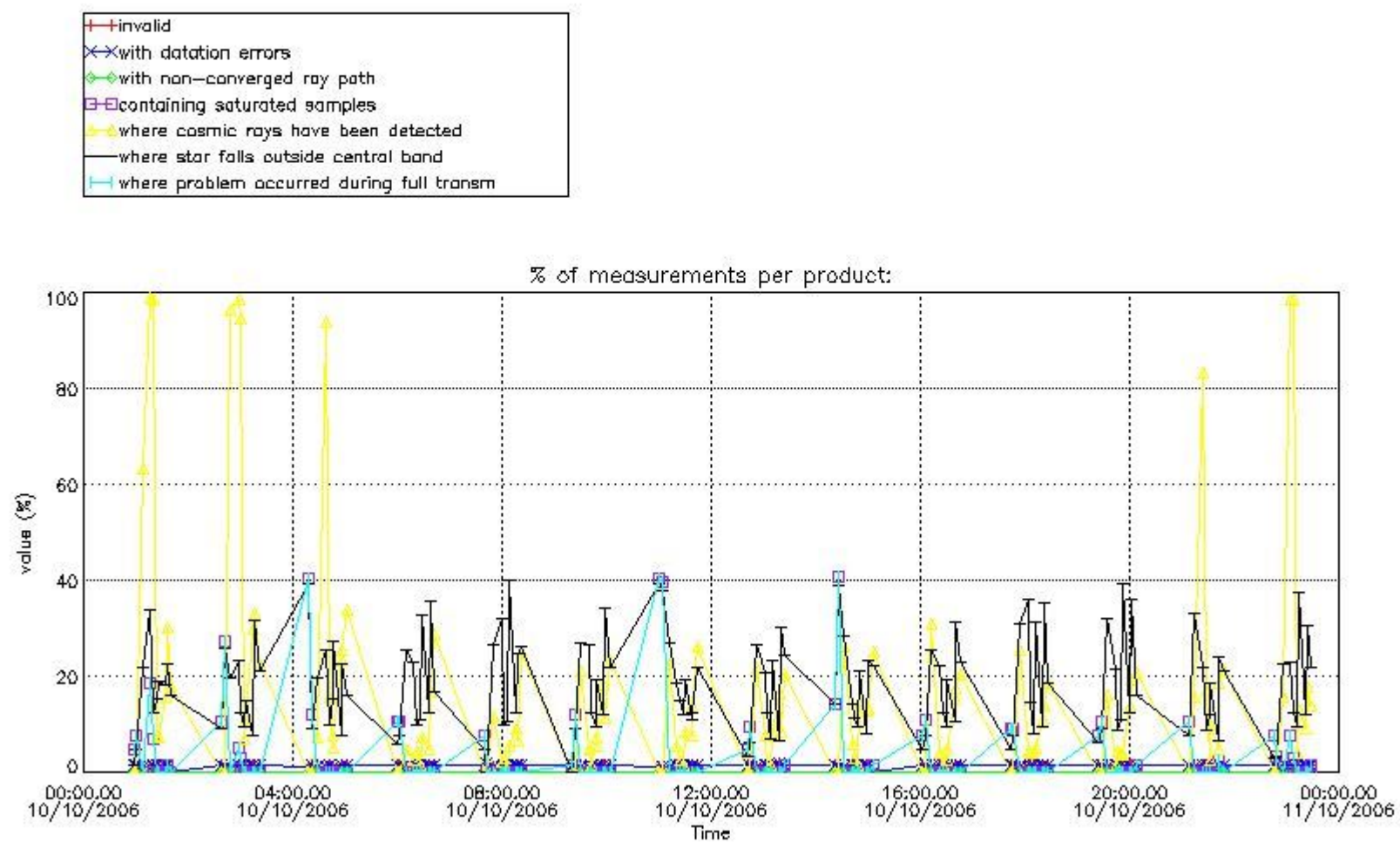
#### 4. Level 1 quality information per product

In this section it is plotted some information contained in the Quality Summary data set of the level 2 products that comes from the level 1b processing. Products without errors (error flag in the MPH set to "0") are used.

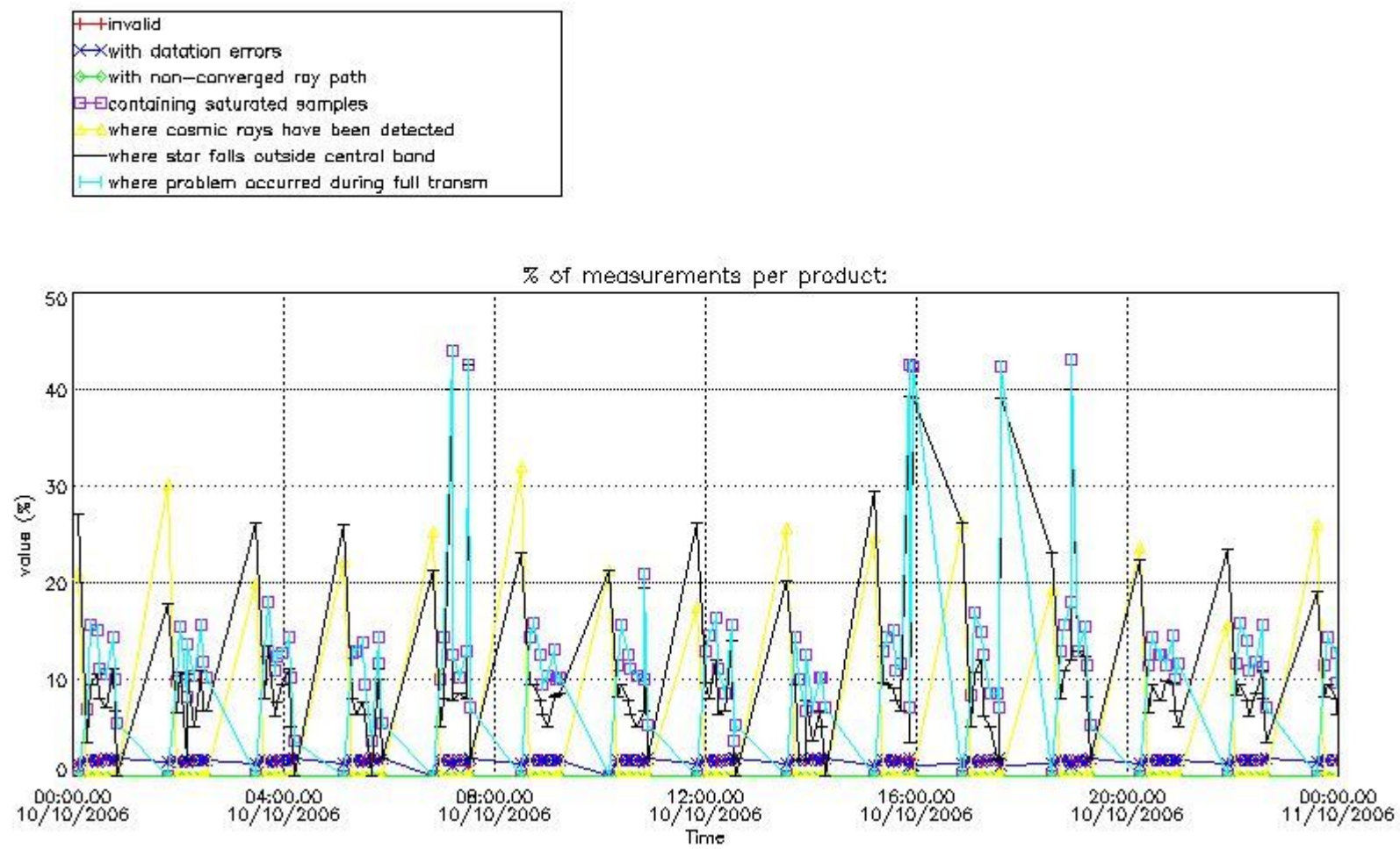
##### 4.1 Plot quality information per product (time dependant) coming from level 1b processing

###### 4.1.1 Plot level 1 quality information per product (time dependant): ENVISAT ASCENDING passes



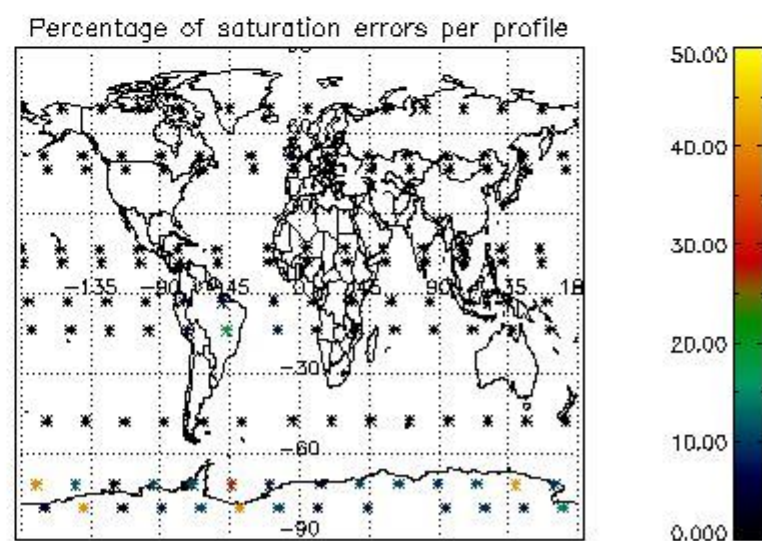
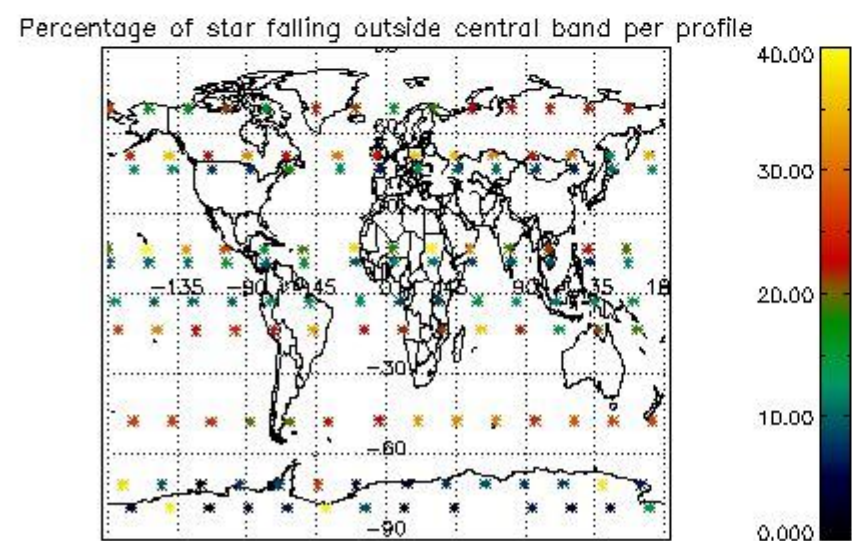
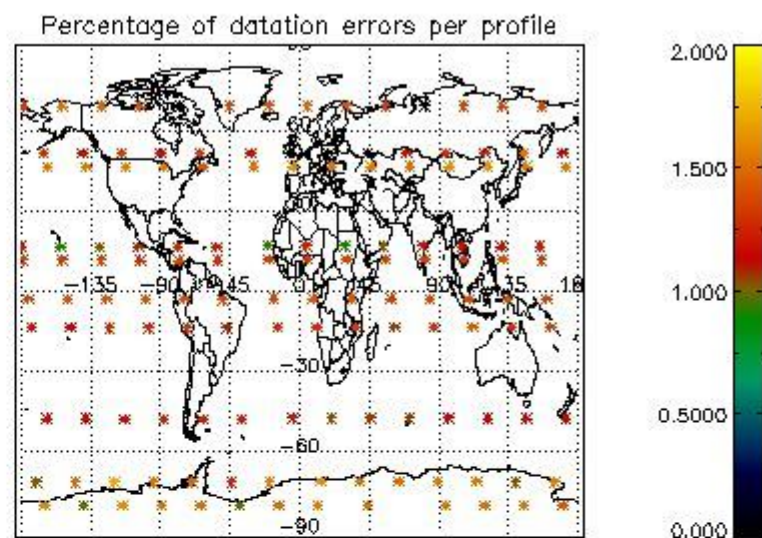
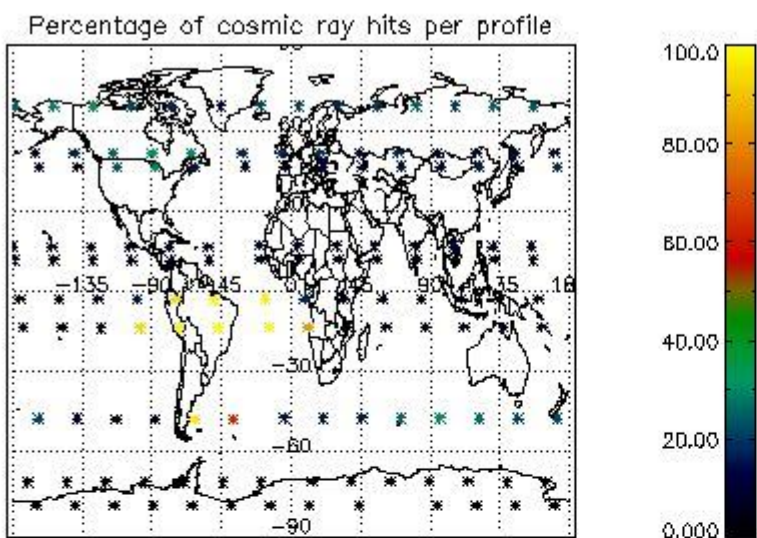


4.1.2 Plot level 1 quality information per product (time dependant): ENVI SAT DESCENDING passes



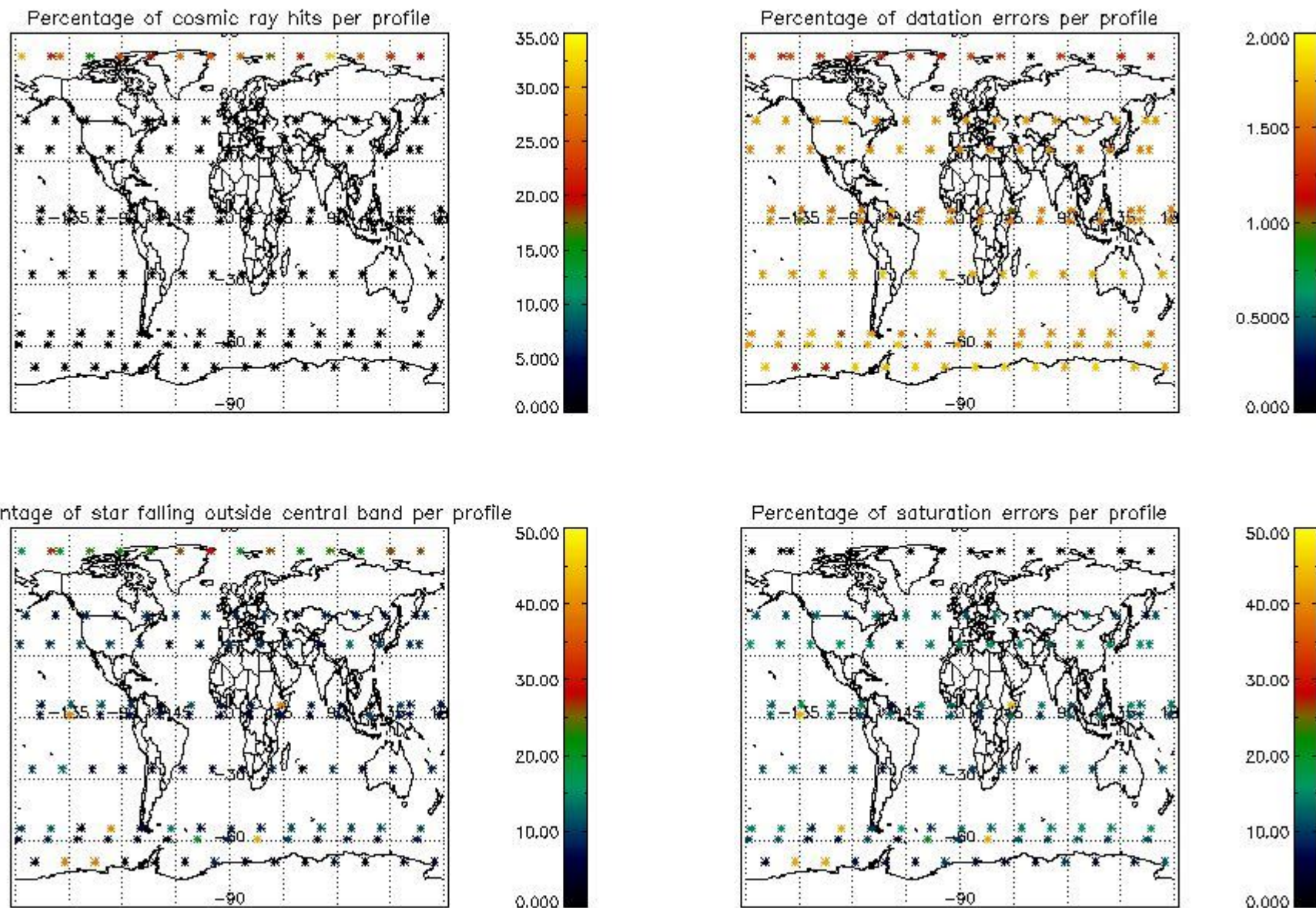
#### 4.2 Plot quality information per product coming from level 1b processing (world map)

##### 4.2.1 Plot level 1 quality information per product (world map): ENVISAT ASCENDING passes



4.2.2 Plot level 1 quality information per product (world map): ENVISAT DESCENDING passes





## 5. Trace gas profiles

### 5.1 Ozone statistics based on quality of products

The final quality of the products can be "measured" using the STD (Standard Deviation) attached to every point profile. This information is written to the parameter GOM\_NL\_\_2P/NL\_LOCAL\_SPECIES\_DENSITY/o3\_std of the level 2 products. The table below shows the statistics for given STD ranges.

The statistics are given with respect to the overall valid production:

- Products without fatal errors: GOM\_NL\_\_2P/MPH/PRODUCT\_ERR=0
- Valid point profile: GOM\_NL\_\_2P/NL\_LOCAL\_SPECIES\_DENSITY/pcd(0)=0

The 'Criteria' is applied to valid points of dark limb products:

- Products in dark limb illumination condition: GOM\_NL\_\_2P/NL\_SUMMARY\_QUALITY/obs\_ill\_cond=0
- Products without fatal errors: GOM\_NL\_\_2P/MPH/PRODUCT\_ERR=0
- Valid point profile: GOM\_NL\_\_2P/NL\_LOCAL\_SPECIES\_DENSITY/pcd(0)=0

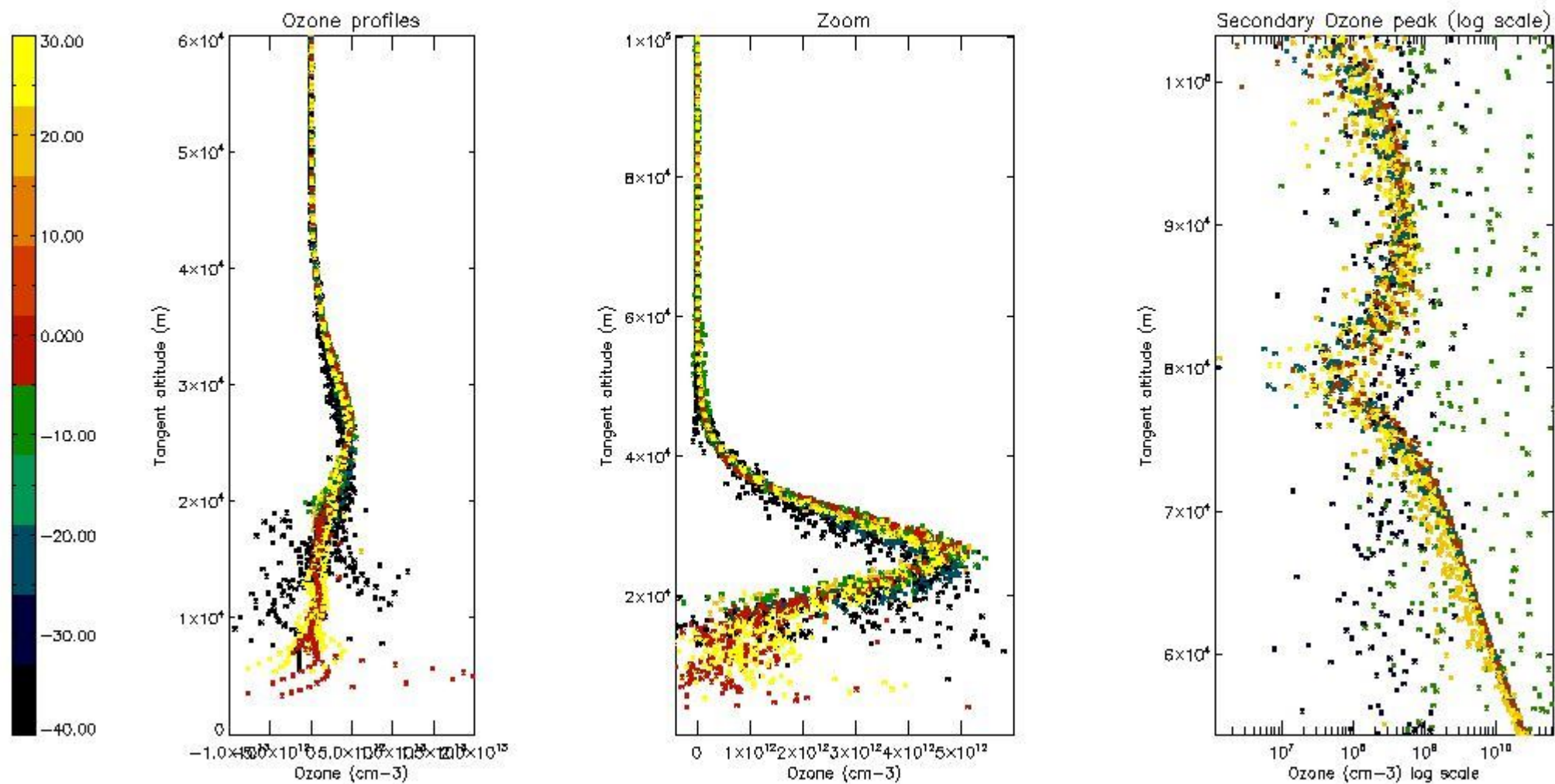
So, the table below shows the percentage of dark limb and valid observations for each criteria with respect to the overall valid daily observations.

Criteria	% of total production
All STD	34
STD < 20	20

STD < 10	15
STD < 5	11

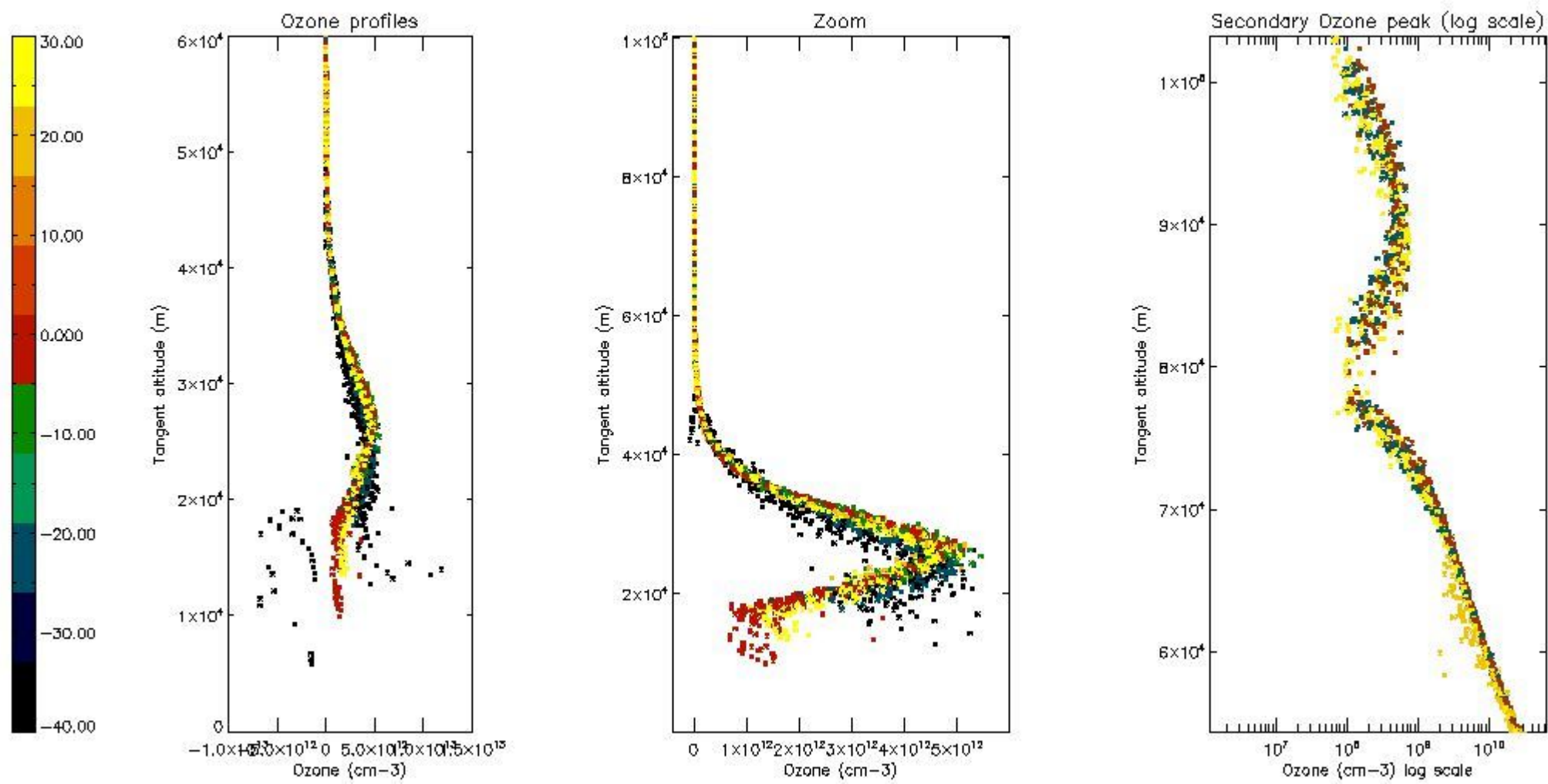
5.2 Plot ozone profiles for all STD (dark without errors)

The colorbar represents the latitude.



5.3 Plot ozone profiles where STD < 20% (dark without errors)

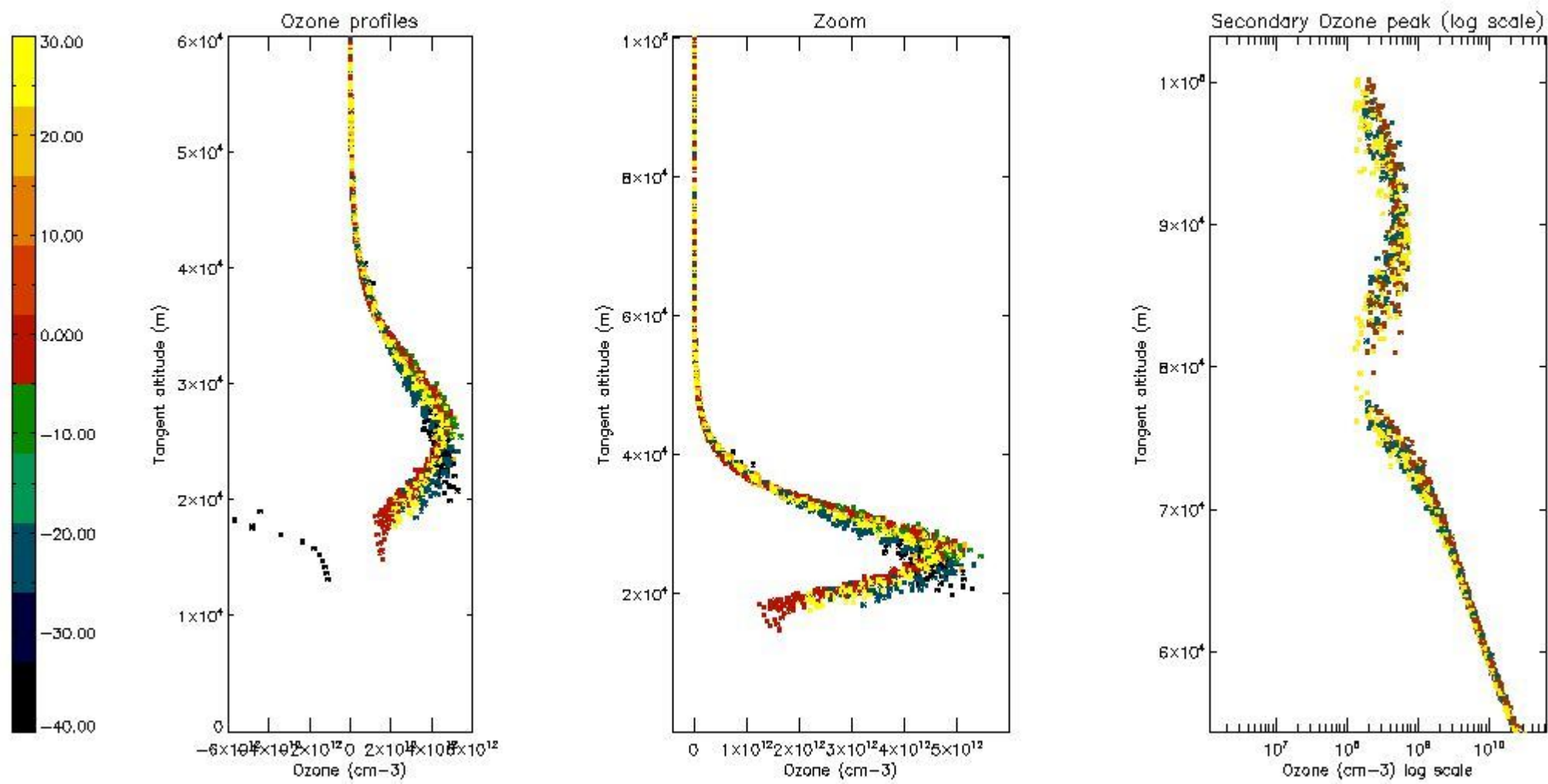
The colorbar represents the latitude.



*5.4 Plot ozone profiles where STD < 10% (dark without errors)*

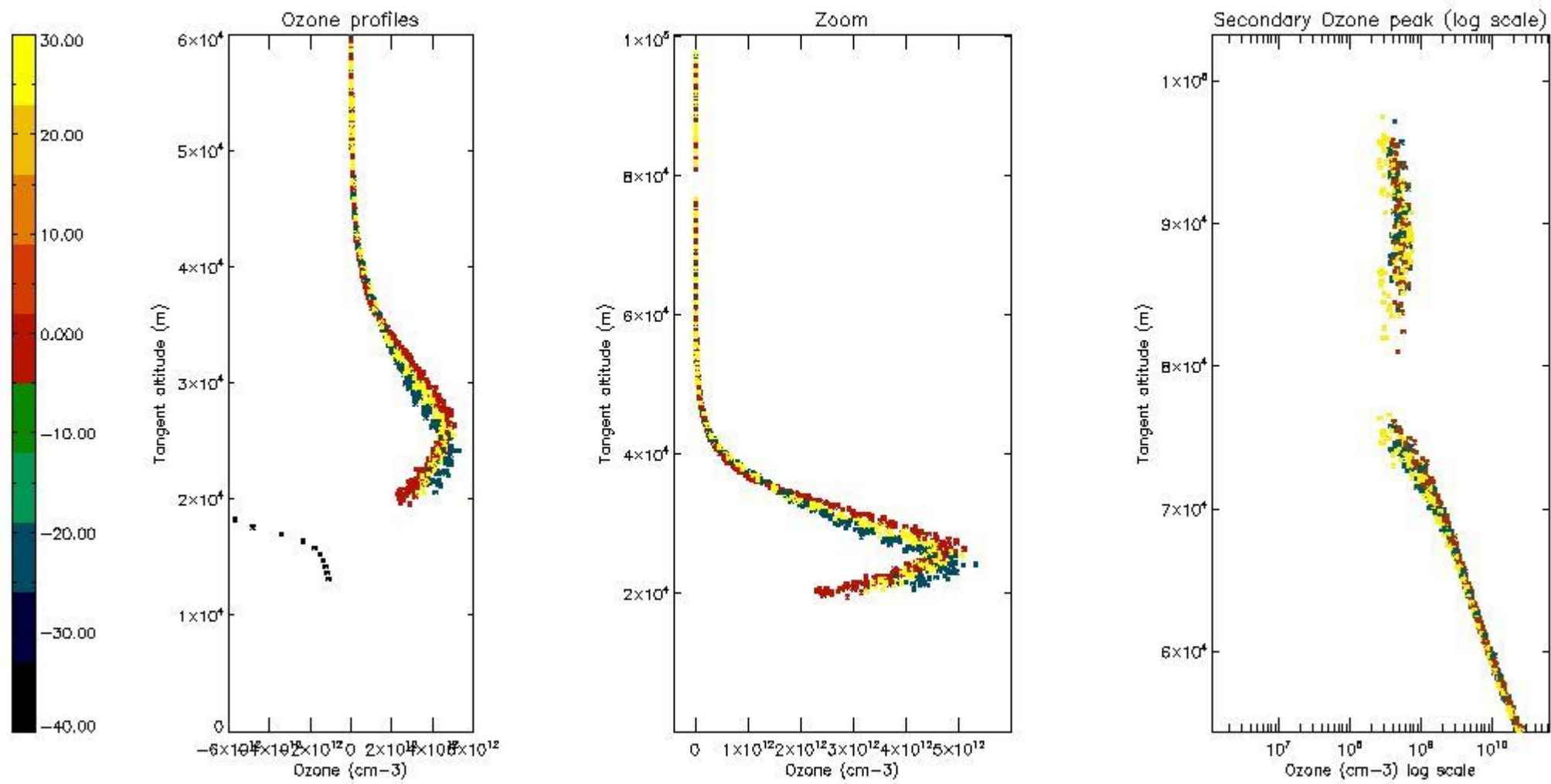
The colorbar represents the latitude.





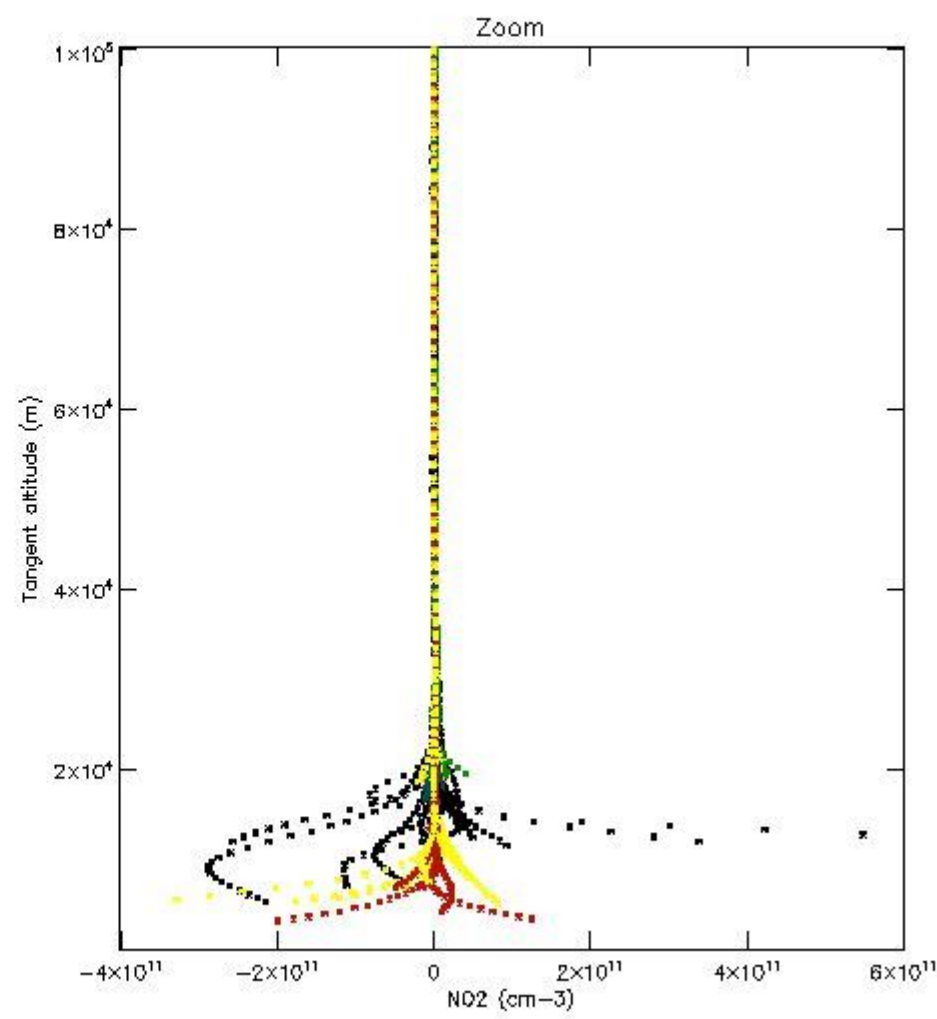
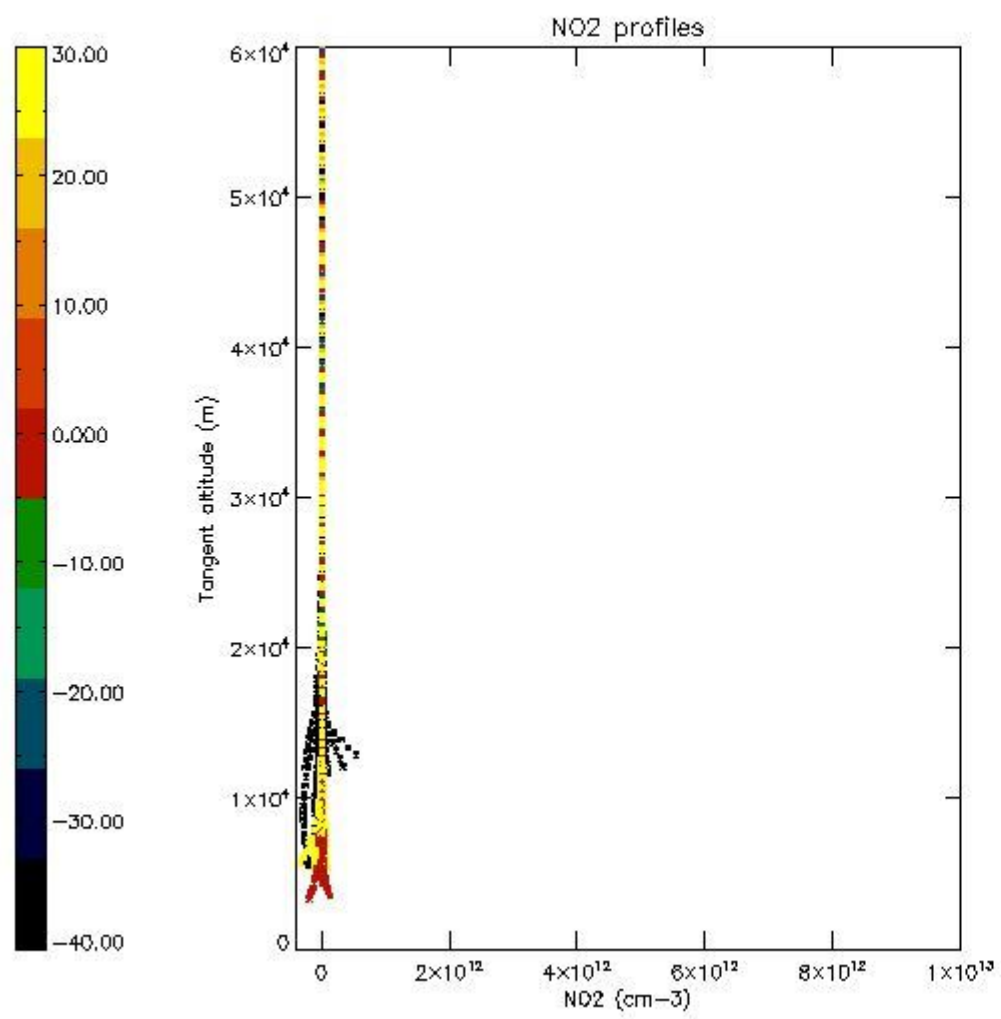
*5.5 Plot ozone profiles where STD < 5% (dark without errors)*

The colorbar represents the latitude.



*5.6 Plot NO<sub>2</sub> profiles for all STD (dark without errors)*

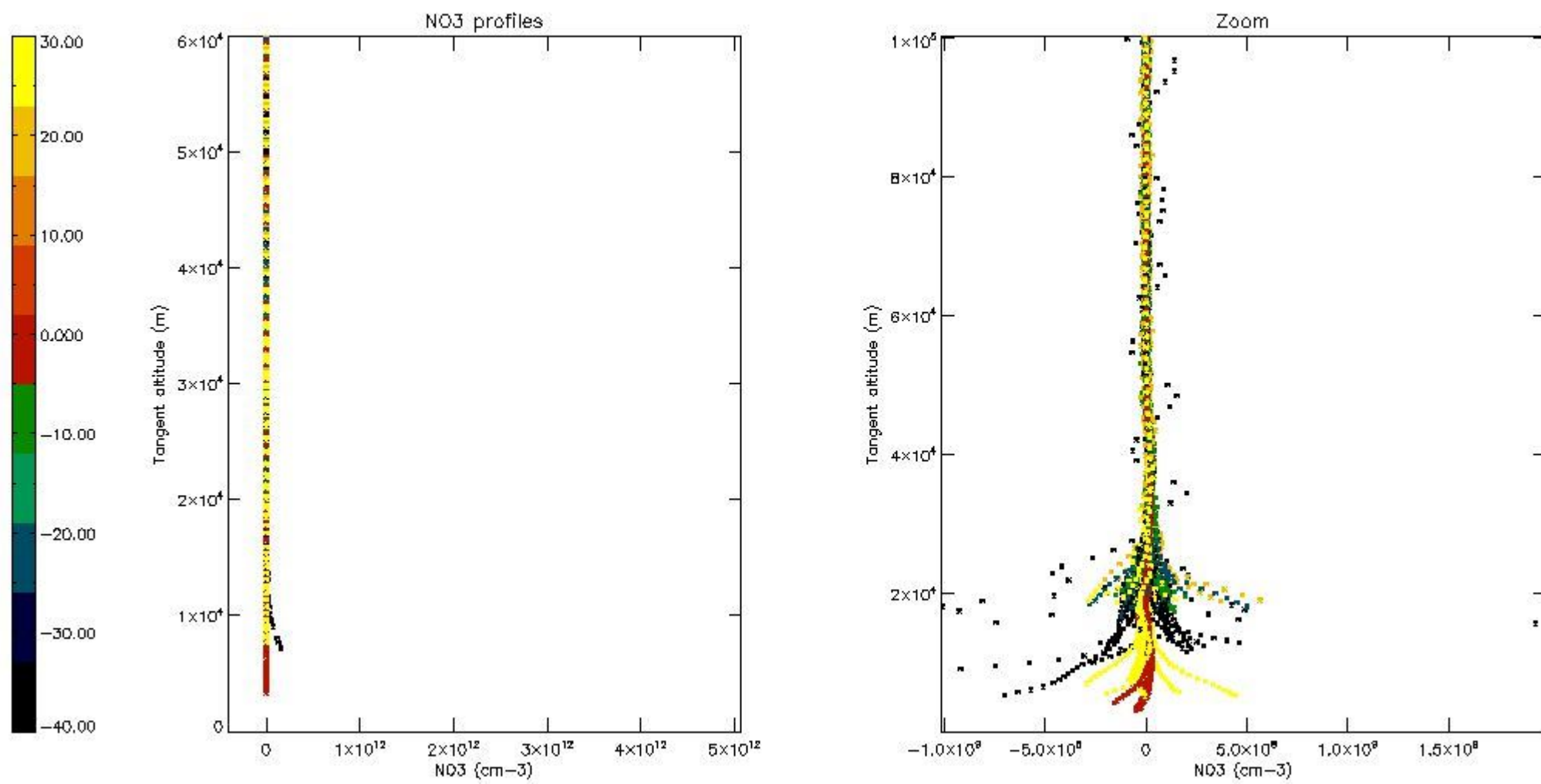
The colorbar represents the latitude.



*5.7 Plot NO3 profiles for all STD (dark without errors)*

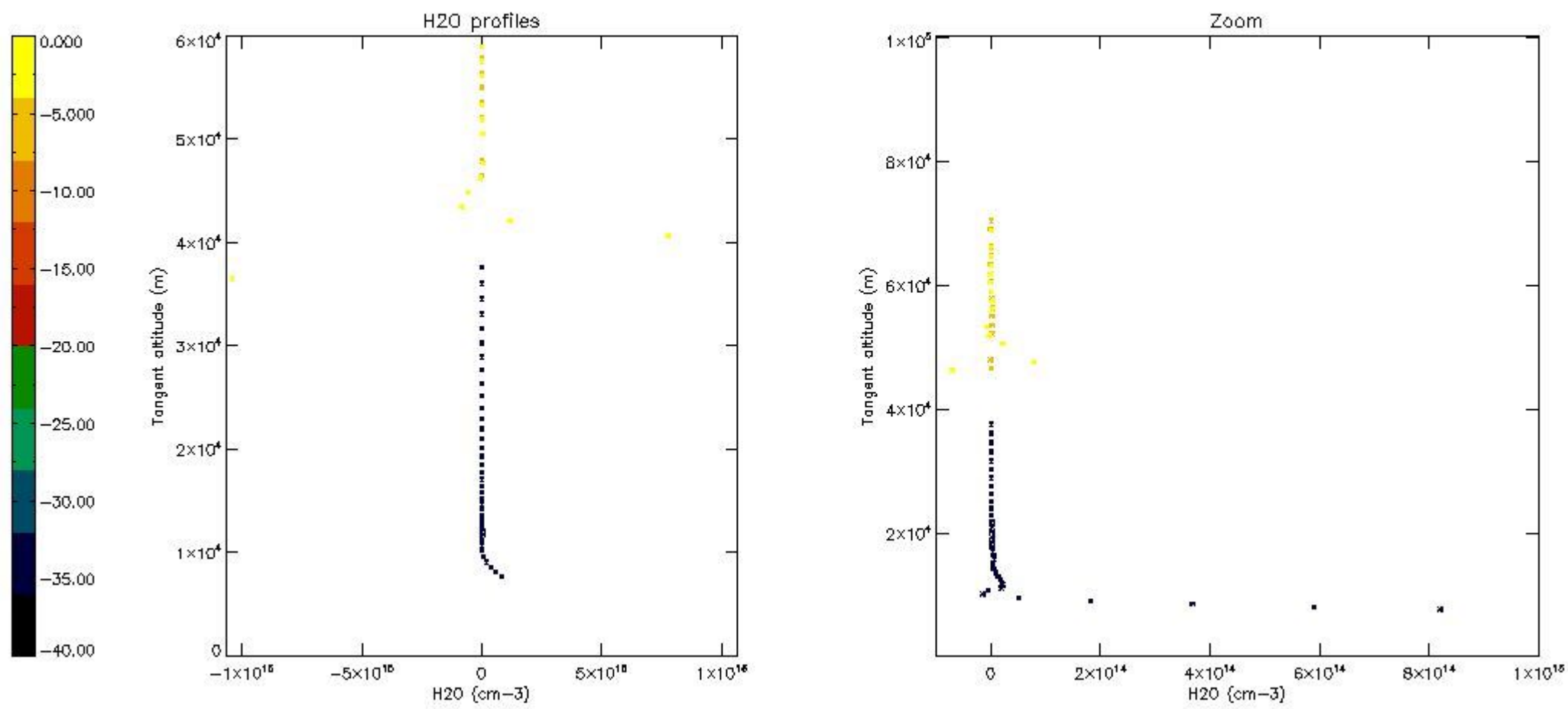
The colorbar represents the latitude.





5.8 Plot H2O profiles for all STD (only for occultations of stars 1,2,3,4,13,14,16,26,63 dark without errors)

The colorbar represents the latitude.



## 6. Auxiliary Data Files used for the production reported in section 2

The number reported in the third column indicates since which file (see list in section 2) the corresponding auxiliary file has been used. The fourth column is the date of those product files.

Type	Auxiliary Filename	Used since product	Used since product date
INST_PHYS_CHARACTERISTICS	GOM_INS_AXVIEC20091111_143220_20030716_120000_20500101_000000	1	10-OCT-2006 00:06:36
LEVEL-2_PROC_CONFIG	GOM_PR2_AXVIEC20091111_152718_20020301_000000_20500101_000000	1	10-OCT-2006 00:06:36
CROSS_SECTIONS_FILE	GOM_CRS_AXVIEC20091111_154832_20020301_000000_20500101_000000	1	10-OCT-2006 00:06:36

# GOMOS Level 2 Daily Report

## SUMMARY

### [1. General Info](#)

### [2. Summary of processed GOM\\_NL\\_2P products](#)

### [3. Level 2 Quality information per product](#)

#### [3.1 Plot of level 2 quality information per product \(time dependant\)](#)

#### [3.2 Plot of level 2 quality information per product \(world map\)](#)

### [4. Level 1 Quality information per product \(stored on level 2 products\)](#)

#### [4.1 Plot of level 1 quality information per product \(time dependant\)](#)

##### [4.1.1 Plot of level 1 quality information per product \(time dependant\): ASCENDING](#)

##### [4.1.2 Plot of level 1 quality information per product \(time dependant\): DESCENDING](#)

#### [4.2 Plot of level 1 quality information per product \(world map\)](#)

##### [4.2.1 Plot of level 1 quality information per product \(world map\): ASCENDING](#)

##### [4.2.2 Plot of level 1 quality information per product \(world map\): DESCENDING](#)

### [5. Ozone profiles based on quality statistics and other trace gas profiles](#)

#### [5.1 Ozone statistics based on quality of products](#)

#### [5.2 Plot ozone profiles for all STD \(dark without errors\)](#)

#### [5.3 Plot ozone profiles where STD < 20% \(dark without errors\)](#)

#### [5.4. Plot ozone profiles where STD < 10% \(dark without errors\)](#)

#### [5.5. Plot ozone profiles where STD < 5% \(dark without errors\)](#)

#### [5.6 Plot NO2 profiles for all STD \(dark without errors\)](#)

#### [5.7 Plot NO3 profiles for all STD \(dark without errors\)](#)

#### [5.8 Plot H2O profiles \(only for occultations of stars 1,2,3,4,13,14,16,26,63 dark without errors\) for all STD](#)

### [6. Auxiliary Data Files used for the production reported in section 2](#)



This report presents the daily analysis on parameters extracted from GOMOS level 2 data (GOM\_NL\_\_2P). It is intended to monitor some important parameters that will impact the quality of these products. A list of level 2 products (and content) that have arrived during the reporting day to the PCF is also given.

Item	Value
Time of report generation	24APR2013 04:50:27
Data source version	GOMOS/6.01
Start time of products	10-10-2006 (10OCT2006 00:00:00)
Stop time of products	11-10-2006 (11OCT2006 00:00:00)
Store outputs in DB	Yes
Nb of level 2 prods	270
Nb of prods with errors	0

## 2. Summary of processed GOM\_NL\_\_2P products.

Nr	Filename	UTC Start time	Limb	Duration	Star Id	Star Name	Star Mag	Star Temp	Nb Meas	Orbit	Prod. error
1	GOM_NL__2PRFIN20061010_000636_000000412052_00002_24104_2548.N1	10-OCT-2006 00:06:36	Straylight	40.500	52	16Bet Cet	2.0370	4500.0	81	24104	No
2	GOM_NL__2PRFIN20061010_001629_000000292052_00002_24104_2549.N1	10-OCT-2006 00:16:29	Bright	29.000	140	88Gam Peg	2.8340	26000.	58	24104	No
3	GOM_NL__2PRFIN20061010_002030_000000322052_00002_24104_2550.N1	10-OCT-2006 00:20:30	Bright	32.000	58	21Alp And	2.0730	11000.	64	24104	No
4	GOM_NL__2PRFIN20061010_002846_000000332052_00002_24104_2551.N1	10-OCT-2006 00:28:46	Bright	33.000	68	18Alp Cas	2.2250	4500.0	66	24104	No
5	GOM_NL__2PRFIN20061010_003010_000000322052_00002_24104_2552.N1	10-OCT-2006 00:30:10	Bright	31.500	76	27Gam Cas	2.3000	30000.	63	24104	No
6	GOM_NL__2PRFIN20061010_003729_000000292052_00002_24104_2553.N1	10-OCT-2006 00:37:29	Bright	28.500	49	1Alp UMi	1.9900	6300.0	57	24104	No
7	GOM_NL__2PRFIN20061010_004537_000000322052_00002_24104_2554.N1	10-OCT-2006 00:45:37	Bright	31.500	36	50Alp UMa	1.8000	6300.0	63	24104	No
8	GOM_NL__2PRFIN20061010_004709_000000302052_00002_24104_2555.N1	10-OCT-2006 00:47:09	Bright	30.000	82	48Bet UMa	2.3650	10600.	60	24104	No
9	GOM_NL__2PRFIN20061010_005027_000000282052_00002_24104_2556.N1	10-OCT-2006 00:50:27	Bright	27.500	174	52Psi UMa	3.0040	4400.0	55	24104	No
10	GOM_NL__2PRFIN20061010_005715_000000322052_00002_24104_2557.N1	10-OCT-2006 00:57:15	Bright	32.000	166	17Eps Leo	2.9800	6000.0	64	24104	No
11	GOM_NL__2PRFIN20061010_010024_000000322052_00002_24104_2558.N1	10-OCT-2006 01:00:24	Bright	32.000	22	32Alp Leo	1.3600	15200.	64	24104	No
12	GOM_NL__2PRFIN20061010_010722_000000412052_00002_24104_2559.N1	10-OCT-2006 01:07:22	Twilight	41.000	48	30Alp Hya	1.9770	4100.0	82	24104	No
13	GOM_NL__2PRFIN20061010_011659_000000462052_00002_24104_2560.N1	10-OCT-2006 01:16:59	Dark	46.000	65	Lam Vel	2.2040	4400.0	92	24104	No
14	GOM_NL__2PRFIN20061010_011956_000000372052_00002_24104_2561.N1	10-OCT-2006 01:19:56	Dark	36.500	34	Gam2Vel	1.7930	23000.	73	24104	No
15	GOM_NL__2PRFIN20061010_012403_000000392052_00003_24105_2905.N1	10-OCT-2006 01:24:03	Dark	39.000	161	Tau Pup	2.9310	4500.0	78	24105	No
16	GOM_NL__2PRFIN20061010_012526_000000422052_00003_24105_2906.N1	10-OCT-2006 01:25:26	Dark	42.000	2	Alp Car	-0.73600	7000.0	84	24105	No
17	GOM_NL__2PRFIN20061010_013354_000000362052_00003_24105_2907.N1	10-OCT-2006 01:33:54	Dark	35.500	143	Alp Hyi	2.8570	7200.0	71	24105	No
18	GOM_NL__2PRFIN20061010_013521_000000382052_00003_24105_2908.N1	10-OCT-2006 01:35:21	Dark	38.000	9	Alp Eri	0.45300	24000.	76	24105	No
19	GOM_NL__2PRFIN20061010_014030_000000342052_00003_24105_2909.N1	10-OCT-2006 01:40:30	Straylight	34.000	84	Alp Phe	2.3970	4500.0	68	24105	No
20	GOM_NL__2PRFIN20061010_014712_000000372052_00003_24105_2910.N1	10-OCT-2006 01:47:12	Straylight	36.500	52	16Bet Cet	2.0370	4500.0	73	24105	No
21	GOM_NL__2PRFIN20061010_015705_000000312052_00003_24105_2911.N1	10-OCT-2006 01:57:05	Bright	30.500	140	88Gam Peg	2.8340	26000.	61	24105	No
22	GOM_NL__2PRFIN20061010_020106_000000332052_00003_24105_2912.N1	10-OCT-2006 02:01:06	Bright	32.500	58	21Alp And	2.0730	11000.	65	24105	No
23	GOM_NL__2PRFIN20061010_020922_000000312052_00003_24105_2913.N1	10-OCT-2006 02:09:22	Bright	30.500	68	18Alp Cas	2.2250	4500.0	61	24105	No
24	GOM_NL__2PRFIN20061010_021046_000000332052_00003_24105_2914.N1	10-OCT-2006 02:10:46	Bright	33.000	76	27Gam Cas	2.3000	30000.	66	24105	No
25	GOM_NL__2PRFIN20061010_021804_000000292052_00003_24105_2915.N1	10-OCT-2006 02:18:04	Bright	29.000	49	1Alp UMi	1.9900	6300.0	58	24105	No
26	GOM_NL__2PRFIN20061010_022613_000000322052_00003_24105_2916.N1	10-OCT-2006 02:26:13	Bright	32.000	36	50Alp UMa	1.8000	6300.0	64	24105	No
27	GOM_NL__2PRFIN20061010_022745_000000302052_00003_24105_2917.N1	10-OCT-2006 02:27:45	Bright	29.500	82	48Bet UMa	2.3650	10600.	59	24105	No
28	GOM_NL__2PRFIN20061010_023104_000000302052_00003_24105_2918.N1	10-OCT-2006 02:31:04	Bright	29.500	174	52Psi UMa	3.0040	4400.0	59	24105	No
29	GOM_NL__2PRFIN20061010_023751_000000342052_00003_24105_2919.N1	10-OCT-2006 02:37:51	Bright	33.500	166	17Eps Leo	2.9800	6000.0	67	24105	No
30	GOM_NL__2PRFIN20061010_024100_000000412052_00003_24105_2920.N1	10-OCT-2006 02:41:00	Bright	40.500	22	32Alp Leo	1.3600	15200.	81	24105	No
31	GOM_NL__2PRFIN20061010_024758_000000412052_00003_24105_2921.N1	10-OCT-2006 02:47:58	Twilight	40.500	48	30Alp Hya	1.9770	4100.0	81	24105	No
32	GOM_NL__2PRFIN20061010_025735_000000392052_00003_24105_2922.N1	10-OCT-2006 02:57:35	Dark	38.500	65	Lam Vel	2.2040	4400.0	77	24105	No
33	GOM_NL__2PRFIN20061010_030033_000000362052_00003_24105_2923.N1	10-OCT-2006 03:00:33	Dark	36.000	34	Gam2Vel	1.7930	23000.	72	24105	No
34	GOM_NL__2PRFIN20061010_030440_000000372052_00004_24106_2524.N1	10-OCT-2006 03:04:40	Dark	37.000	161	Tau Pup	2.9310	4500.0	74	24106	No
35	GOM_NL__2PRFIN20061010_030603_000000402052_00004_24106_2525.N1	10-OCT-2006 03:06:03	Dark	40.000	2	Alp Car	-0.73600	7000.0	80	24106	No
36	GOM_NL__2PRFIN20061010_031430_000000322052_00004_24106_2526.N1	10-OCT-2006 03:14:30	Dark	32.000	143	Alp Hyi	2.8570	7200.0	64	24106	No
37	GOM_NL__2PRFIN20061010_031557_000000432052_00004_24106_2527.N1	10-OCT-2006 03:15:57	Dark	42.500	9	Alp Eri	0.45300	24000.	85	24106	No
38	GOM_NL__2PRFIN20061010_032106_000000362052_00004_24106_2528.N1	10-OCT-2006 03:21:06	Straylight	35.500	84	Alp Phe	2.3970	4500.0	71	24106	No
39	GOM_NL__2PRFIN20061010_032749_000000402052_00004_24106_2529.N1	10-OCT-2006 03:27:49	Straylight	40.000	52	16Bet Cet	2.0370	4500.0	80	24106	No
40	GOM_NL__2PRFIN20061010_033741_000000312052_00004_24106_2530.N1	10-OCT-2006 03:37:41	Bright	31.000	140	88Gam Peg	2.8340	26000.	62	24106	No
41	GOM_NL__2PRFIN20061010_034142_000000342052_00004_24106_2531.N1	10-OCT-2006 03:41:42	Bright	33.500	58	21Alp And	2.0730	11000.	67	24106	No
42	GOM_NL__2PRFIN20061010_034958_000000322052_00004_24106_2532.N1	10-OCT-2006 03:49:58	Bright	32.000	68	18Alp Cas	2.2250	4500.0	64	24106	No

43	GOM_NL__2PRFIN20061010_035122_000000332052_00004_24106_2533.N1	10-OCT-2006 03:51:22	Bright	32.500	76	27Gam Cas	2.3000	30000.	65	24106	No
44	GOM_NL__2PRFIN20061010_035839_000000322052_00004_24106_2534.N1	10-OCT-2006 03:58:39	Bright	31.500	49	1Alp UMi	1.9900	6300.0	63	24106	No
45	GOM_NL__2PRFIN20061010_040649_000000322052_00004_24106_2535.N1	10-OCT-2006 04:06:49	Bright	31.500	36	50Alp UMa	1.8000	6300.0	63	24106	No
46	GOM_NL__2PRFIN20061010_040821_000000302052_00004_24106_2536.N1	10-OCT-2006 04:08:21	Bright	29.500	82	48Bet UMa	2.3650	10600.	59	24106	No
47	GOM_NL__2PRFIN20061010_041140_000000282052_00004_24106_2537.N1	10-OCT-2006 04:11:40	Bright	27.500	174	52Psi UMa	3.0040	4400.0	55	24106	No
48	GOM_NL__2PRFIN20061010_041827_000000512052_00004_24106_2538.N1	10-OCT-2006 04:18:27	Bright	51.000	166	17Eps Leo	2.9800	6000.0	102	24106	No
49	GOM_NL__2PRFIN20061010_042137_000000342052_00004_24106_2539.N1	10-OCT-2006 04:21:37	Bright	33.500	22	32Alp Leo	1.3600	15200.	67	24106	No
50	GOM_NL__2PRFIN20061010_042835_000000412052_00004_24106_2540.N1	10-OCT-2006 04:28:35	Twilight	40.500	48	30Alp Hya	1.9770	4100.0	81	24106	No
51	GOM_NL__2PRFIN20061010_043812_000000402052_00004_24106_2541.N1	10-OCT-2006 04:38:12	Dark	39.500	65	Lam Vel	2.2040	4400.0	79	24106	No
52	GOM_NL__2PRFIN20061010_044110_000000362052_00004_24106_2542.N1	10-OCT-2006 04:41:10	Dark	35.500	34	Gam2Vel	1.7930	23000.	71	24106	No
53	GOM_NL__2PRFIN20061010_044517_000000402052_00005_24107_2524.N1	10-OCT-2006 04:45:17	Dark	39.500	161	Tau Pup	2.9310	4500.0	79	24107	No
54	GOM_NL__2PRFIN20061010_044640_000000462052_00005_24107_2525.N1	10-OCT-2006 04:46:40	Dark	46.000	2	Alp Car	-0.73600	7000.0	92	24107	No
55	GOM_NL__2PRFIN20061010_045506_000000322052_00005_24107_2526.N1	10-OCT-2006 04:55:06	Dark	32.000	143	Alp Hyi	2.8570	7200.0	64	24107	No
56	GOM_NL__2PRFIN20061010_045634_000000382052_00005_24107_2527.N1	10-OCT-2006 04:56:34	Dark	37.500	9	Alp Eri	0.45300	24000.	75	24107	No
57	GOM_NL__2PRFIN20061010_050142_000000342052_00005_24107_2528.N1	10-OCT-2006 05:01:42	Straylight	34.000	84	Alp Phe	2.3970	4500.0	68	24107	No
58	GOM_NL__2PRFIN20061010_050824_000000412052_00005_24107_2529.N1	10-OCT-2006 05:08:24	Straylight	40.500	52	16Bet Cet	2.0370	4500.0	81	24107	No
59	GOM_NL__2PRFIN20061010_051817_000000322052_00005_24107_2530.N1	10-OCT-2006 05:18:17	Bright	31.500	140	88Gam Peg	2.8340	26000.	63	24107	No
60	GOM_NL__2PRFIN20061010_052218_000000312052_00005_24107_2531.N1	10-OCT-2006 05:22:18	Bright	31.000	58	21Alp And	2.0730	11000.	62	24107	No
61	GOM_NL__2PRFIN20061010_053034_000000332052_00005_24107_2532.N1	10-OCT-2006 05:30:34	Bright	32.500	68	18Alp Cas	2.2250	4500.0	65	24107	No
62	GOM_NL__2PRFIN20061010_053157_000000322052_00005_24107_2533.N1	10-OCT-2006 05:31:57	Bright	31.500	76	27Gam Cas	2.3000	30000.	63	24107	No
63	GOM_NL__2PRFIN20061010_053916_000000282052_00005_24107_2534.N1	10-OCT-2006 05:39:16	Bright	27.500	49	1Alp UMi	1.9900	6300.0	55	24107	No
64	GOM_NL__2PRFIN20061010_054725_000000322052_00005_24107_2535.N1	10-OCT-2006 05:47:25	Bright	31.500	36	50Alp UMa	1.8000	6300.0	63	24107	No
65	GOM_NL__2PRFIN20061010_054857_000000302052_00005_24107_2536.N1	10-OCT-2006 05:48:57	Bright	30.000	82	48Bet UMa	2.3650	10600.	60	24107	No
66	GOM_NL__2PRFIN20061010_055216_000000282052_00005_24107_2537.N1	10-OCT-2006 05:52:16	Bright	27.500	174	52Psi UMa	3.0040	4400.0	55	24107	No
67	GOM_NL__2PRFIN20061010_055904_000000342052_00005_24107_2538.N1	10-OCT-2006 05:59:04	Bright	33.500	166	17Eps Leo	2.9800	6000.0	67	24107	No
68	GOM_NL__2PRFIN20061010_060213_000000332052_00005_24107_2539.N1	10-OCT-2006 06:02:13	Bright	33.000	22	32Alp Leo	1.3600	15200.	66	24107	No
69	GOM_NL__2PRFIN20061010_060911_000000432052_00005_24107_2540.N1	10-OCT-2006 06:09:11	Twilight	43.000	48	30Alp Hya	1.9770	4100.0	86	24107	No
70	GOM_NL__2PRFIN20061010_061849_000000402052_00005_24107_2541.N1	10-OCT-2006 06:18:49	Dark	39.500	65	Lam Vel	2.2040	4400.0	79	24107	No
71	GOM_NL__2PRFIN20061010_062146_000000362052_00005_24107_2542.N1	10-OCT-2006 06:21:46	Dark	35.500	34	Gam2Vel	1.7930	23000.	71	24107	No
72	GOM_NL__2PRFIN20061010_062554_000000372052_00006_24108_2524.N1	10-OCT-2006 06:25:54	Dark	37.000	161	Tau Pup	2.9310	4500.0	74	24108	No
73	GOM_NL__2PRFIN20061010_062717_000000492052_00006_24108_2525.N1	10-OCT-2006 06:27:17	Dark	49.000	2	Alp Car	-0.73600	7000.0	98	24108	No
74	GOM_NL__2PRFIN20061010_063543_000000332052_00006_24108_2526.N1	10-OCT-2006 06:35:43	Dark	32.500	143	Alp Hyi	2.8570	7200.0	65	24108	No
75	GOM_NL__2PRFIN20061010_063710_000000452052_00006_24108_2527.N1	10-OCT-2006 06:37:10	Dark	45.000	9	Alp Eri	0.45300	24000.	90	24108	No
76	GOM_NL__2PRFIN20061010_064219_000000332052_00006_24108_2528.N1	10-OCT-2006 06:42:19	Straylight	33.000	84	Alp Phe	2.3970	4500.0	66	24108	No
77	GOM_NL__2PRFIN20061010_064901_000000382052_00006_24108_2529.N1	10-OCT-2006 06:49:01	Straylight	37.500	52	16Bet Cet	2.0370	4500.0	75	24108	No
78	GOM_NL__2PRFIN20061010_065853_000000302052_00006_24108_2530.N1	10-OCT-2006 06:58:53	Bright	30.000	140	88Gam Peg	2.8340	26000.	60	24108	No
79	GOM_NL__2PRFIN20061010_070254_000000322052_00006_24108_2531.N1	10-OCT-2006 07:02:54	Bright	31.500	58	21Alp And	2.0730	11000.	63	24108	No
80	GOM_NL__2PRFIN20061010_071109_000000502052_00006_24108_2532.N1	10-OCT-2006 07:11:09	Bright	50.000	68	18Alp Cas	2.2250	4500.0	100	24108	No
81	GOM_NL__2PRFIN20061010_071233_000000322052_00006_24108_2533.N1	10-OCT-2006 07:12:33	Bright	32.000	76	27Gam Cas	2.3000	30000.	64	24108	No
82	GOM_NL__2PRFIN20061010_071952_000000302052_00006_24108_2534.N1	10-OCT-2006 07:19:52	Bright	29.500	49	1Alp UMi	1.9900	6300.0	59	24108	No
83	GOM_NL__2PRFIN20061010_072801_000000312052_00006_24108_2535.N1	10-OCT-2006 07:28:01	Bright	31.000	36	50Alp UMa	1.8000	6300.0	62	24108	No
84	GOM_NL__2PRFIN20061010_072933_000000472052_00006_24108_2536.N1	10-OCT-2006 07:29:33	Bright	47.000	82	48Bet UMa	2.3650	10600.	94	24108	No
85	GOM_NL__2PRFIN20061010_073252_000000282052_00006_24108_2537.N1	10-OCT-2006 07:32:52	Bright	28.000	174	52Psi UMa	3.0040	4400.0	56	24108	No
86	GOM_NL__2PRFIN20061010_073940_000000332052_00006_24108_2538.N1	10-OCT-2006 07:39:40	Bright	33.000	166	17Eps Leo	2.9800	6000.0	66	24108	No
87	GOM_NL__2PRFIN20061010_074249_000000292052_00006_24108_2539.N1	10-OCT-2006 07:42:49	Bright	29.000	22	32Alp Leo	1.3600	15200.	58	24108	No
88	GOM_NL__2PRFIN20061010_074948_000000442052_00006_24108_2540.N1	10-OCT-2006 07:49:48	Twilight	43.500	48	30Alp Hya	1.9770	4100.0	87	24108	No
89	GOM_NL__2PRFIN20061010_075925_000000442052_00006_24108_2541.N1	10-OCT-2006 07:59:25	Dark	44.000	65	Lam Vel	2.2040	4400.0	88	24108	No
90	GOM_NL__2PRFIN20061010_080223_000000362052_00006_24108_2542.N1	10-OCT-2006 08:02:23	Dark	35.500	34	Gam2Vel	1.7930	23000.	71	24108	No
91	GOM_NL__2PRFIN20061010_080630_000000382052_00007_24109_2524.N1	10-OCT-2006 08:06:30	Dark	38.000	161	Tau Pup	2.9310	4500.0	76	24109	No
92	GOM_NL__2PRFIN20061010_080753_000000552052_00007_24109_2525.N1	10-OCT-2006 08:07:53	Dark	55.000	2	Alp Car	-0.73600	7000.0	110	24109	No
93	GOM_NL__2PRFIN20061010_081619_000000332052_00007_24109_2526.N1	10-OCT-2006 08:16:19	Dark	32.500	143	Alp Hyi	2.8570	7200.0	65	24109	No
94	GOM_NL__2PRFIN20061010_081747_000000392052_00007_24109_2527.N1	10-OCT-2006 08:17:47	Dark	38.500	9	Alp Eri	0.45300	24000.	77	24109	No
95	GOM_NL__2PRFIN20061010_082255_000000382052_00007_24109_2528.N1	10-OCT-2006 08:22:55	Straylight	38.000	84	Alp Phe	2.3970	4500.0	76	24109	No
96	GOM_NL__2PRFIN20061010_082937_000000392052_00007_24109_2529.N1	10-OCT-2006 08:29:37	Straylight	39.000	52	16Bet Cet	2.0370	4500.0	78	24109	No
97	GOM_NL__2PRFIN20061010_083929_000000322052_00007_24109_2530.N1	10-OCT-2006 08:39:29	Bright	31.500	140	88Gam Peg	2.8340	26000.	63	24109	No
98	GOM_NL__2PRFIN20061010_084330_000000322052_00007_24109_2531.N1	10-OCT-2006 08:43:30	Bright	31.500	58	21Alp And	2.0730	11000.	63	24109	No
99	GOM_NL__2PRFIN20061010_085145_000000322052_00007_24109_2532.N1	10-OCT-2006 08:51:45	Bright	32.000	68	18Alp Cas	2.2250	4500.0	64	24109	No
100	GOM_NL__2PRFIN20061010_085309_000000322052_00007_24109_2533.N1	10-OCT-2006 08:53:09	Bright	31.500	76	27Gam Cas	2.3000	30000.	63	24109	No
101	GOM_NL__2PRFIN20061010_090027_000000292052_00007_24109_2534.N1	10-OCT-2006 09:00:27	Bright	29.000	49	1Alp UMi	1.9900	6300.0	58	24109	No

102	GOM_NL__2PRFIN20061010_090837_000000312052_00007_24109_2535.N1	10-OCT-2006 09:08:37	Bright	30.500	36	50Alp UMa	1.8000	6300.0	61	24109	No
103	GOM_NL__2PRFIN20061010_091009_000000302052_00007_24109_2536.N1	10-OCT-2006 09:10:09	Bright	30.000	82	48Bet UMa	2.3650	10600.	60	24109	No
104	GOM_NL__2PRFIN20061010_091328_000000302052_00007_24109_2537.N1	10-OCT-2006 09:13:28	Bright	29.500	174	52Psi UMa	3.0040	4400.0	59	24109	No
105	GOM_NL__2PRFIN20061010_092016_000000312052_00007_24109_2538.N1	10-OCT-2006 09:20:16	Bright	31.000	166	17Eps Leo	2.9800	6000.0	62	24109	No
106	GOM_NL__2PRFIN20061010_092326_000000342052_00007_24109_2539.N1	10-OCT-2006 09:23:26	Bright	33.500	22	32Alp Leo	1.3600	15200.	67	24109	No
107	GOM_NL__2PRFIN20061010_093025_000000432052_00007_24109_2540.N1	10-OCT-2006 09:30:25	Twilight	43.000	48	30Alp Hya	1.9770	4100.0	86	24109	No
108	GOM_NL__2PRFIN20061010_094001_000000422052_00007_24109_2541.N1	10-OCT-2006 09:40:01	Dark	41.500	65	Lam Vel	2.2040	4400.0	83	24109	No
109	GOM_NL__2PRFIN20061010_094259_000000372052_00007_24109_2542.N1	10-OCT-2006 09:42:59	Dark	36.500	34	Gam2Vel	1.7930	23000.	73	24109	No
110	GOM_NL__2PRFIN20061010_094707_000000372052_00008_24110_2523.N1	10-OCT-2006 09:47:07	Dark	37.000	161	Tau Pup	2.9310	4500.0	74	24110	No
111	GOM_NL__2PRFIN20061010_094830_000000422052_00008_24110_2524.N1	10-OCT-2006 09:48:30	Dark	41.500	2	Alp Car	-0.73600	7000.0	83	24110	No
112	GOM_NL__2PRFIN20061010_095655_000000332052_00008_24110_2525.N1	10-OCT-2006 09:56:55	Dark	33.000	143	Alp Hyi	2.8570	7200.0	66	24110	No
113	GOM_NL__2PRFIN20061010_095823_000000442052_00008_24110_2526.N1	10-OCT-2006 09:58:23	Dark	44.000	9	Alp Eri	0.45300	24000.	88	24110	No
114	GOM_NL__2PRFIN20061010_100331_000000372052_00008_24110_2527.N1	10-OCT-2006 10:03:31	Straylight	36.500	84	Alp Phe	2.3970	4500.0	73	24110	No
115	GOM_NL__2PRFIN20061010_101013_000000382052_00008_24110_2528.N1	10-OCT-2006 10:10:13	Straylight	37.500	52	16Bet Cet	2.0370	4500.0	75	24110	No
116	GOM_NL__2PRFIN20061010_102004_000000312052_00008_24110_2529.N1	10-OCT-2006 10:20:04	Bright	30.500	140	88Gam Peg	2.8340	26000.	61	24110	No
117	GOM_NL__2PRFIN20061010_102406_000000322052_00008_24110_2530.N1	10-OCT-2006 10:24:06	Bright	32.000	58	21Alp And	2.0730	11000.	64	24110	No
118	GOM_NL__2PRFIN20061010_103221_000000322052_00008_24110_2531.N1	10-OCT-2006 10:32:21	Bright	32.000	68	18Alp Cas	2.2250	4500.0	64	24110	No
119	GOM_NL__2PRFIN20061010_103345_000000322052_00008_24110_2532.N1	10-OCT-2006 10:33:45	Bright	31.500	76	27Gam Cas	2.3000	30000.	63	24110	No
120	GOM_NL__2PRFIN20061010_104104_000000292052_00008_24110_2533.N1	10-OCT-2006 10:41:04	Bright	29.000	49	1Alp UMi	1.9900	6300.0	58	24110	No
121	GOM_NL__2PRFIN20061010_104913_000000302052_00008_24110_2534.N1	10-OCT-2006 10:49:13	Bright	30.000	36	50Alp UMa	1.8000	6300.0	60	24110	No
122	GOM_NL__2PRFIN20061010_105045_000000342052_00008_24110_2535.N1	10-OCT-2006 10:50:45	Bright	33.500	82	48Bet UMa	2.3650	10600.	67	24110	No
123	GOM_NL__2PRFIN20061010_105404_000000282052_00008_24110_2536.N1	10-OCT-2006 10:54:04	Bright	28.000	174	52Psi UMa	3.0040	4400.0	56	24110	No
124	GOM_NL__2PRFIN20061010_110052_000000512052_00008_24110_2537.N1	10-OCT-2006 11:00:52	Bright	51.000	166	17Eps Leo	2.9800	6000.0	102	24110	No
125	GOM_NL__2PRFIN20061010_110402_000000492052_00008_24110_2538.N1	10-OCT-2006 11:04:02	Bright	49.000	22	32Alp Leo	1.3600	15200.	98	24110	No
126	GOM_NL__2PRFIN20061010_111101_000000452052_00008_24110_2539.N1	10-OCT-2006 11:11:01	Twilight	44.500	48	30Alp Hya	1.9770	4100.0	89	24110	No
127	GOM_NL__2PRFIN20061010_112038_000000382052_00008_24110_2540.N1	10-OCT-2006 11:20:38	Dark	37.500	65	Lam Vel	2.2040	4400.0	75	24110	No
128	GOM_NL__2PRFIN20061010_112336_000000372052_00008_24110_2541.N1	10-OCT-2006 11:23:36	Dark	37.000	34	Gam2Vel	1.7930	23000.	74	24110	No
129	GOM_NL__2PRFIN20061010_112743_000000382052_00009_24111_2523.N1	10-OCT-2006 11:27:43	Dark	38.000	161	Tau Pup	2.9310	4500.0	76	24111	No
130	GOM_NL__2PRFIN20061010_112907_000000422052_00009_24111_2524.N1	10-OCT-2006 11:29:07	Dark	41.500	2	Alp Car	-0.73600	7000.0	83	24111	No
131	GOM_NL__2PRFIN20061010_113732_000000322052_00009_24111_2525.N1	10-OCT-2006 11:37:32	Dark	32.000	143	Alp Hyi	2.8570	7200.0	64	24111	No
132	GOM_NL__2PRFIN20061010_113859_000000332052_00009_24111_2526.N1	10-OCT-2006 11:38:59	Dark	32.500	9	Alp Eri	0.45300	24000.	65	24111	No
133	GOM_NL__2PRFIN20061010_114407_000000372052_00009_24111_2527.N1	10-OCT-2006 11:44:07	Straylight	36.500	84	Alp Phe	2.3970	4500.0	73	24111	No
134	GOM_NL__2PRFIN20061010_115049_000000402052_00009_24111_2528.N1	10-OCT-2006 11:50:49	Straylight	40.000	52	16Bet Cet	2.0370	4500.0	80	24111	No
135	GOM_NL__2PRFIN20061010_120040_000000312052_00009_24111_2529.N1	10-OCT-2006 12:00:40	Bright	31.000	140	88Gam Peg	2.8340	26000.	62	24111	No
136	GOM_NL__2PRFIN20061010_120442_000000312052_00009_24111_2530.N1	10-OCT-2006 12:04:42	Bright	31.000	58	21Alp And	2.0730	11000.	62	24111	No
137	GOM_NL__2PRFIN20061010_121256_000000342052_00009_24111_2531.N1	10-OCT-2006 12:12:56	Bright	33.500	68	18Alp Cas	2.2250	4500.0	67	24111	No
138	GOM_NL__2PRFIN20061010_121420_000000322052_00009_24111_2532.N1	10-OCT-2006 12:14:20	Bright	31.500	76	27Gam Cas	2.3000	30000.	63	24111	No
139	GOM_NL__2PRFIN20061010_122139_000000302052_00009_24111_2533.N1	10-OCT-2006 12:21:39	Bright	29.500	49	1Alp UMi	1.9900	6300.0	59	24111	No
140	GOM_NL__2PRFIN20061010_122949_000000322052_00009_24111_2534.N1	10-OCT-2006 12:29:49	Bright	32.000	36	50Alp UMa	1.8000	6300.0	64	24111	No
141	GOM_NL__2PRFIN20061010_123121_000000282052_00009_24111_2535.N1	10-OCT-2006 12:31:21	Bright	28.000	82	48Bet UMa	2.3650	10600.	56	24111	No
142	GOM_NL__2PRFIN20061010_123440_000000292052_00009_24111_2536.N1	10-OCT-2006 12:34:40	Bright	28.500	174	52Psi UMa	3.0040	4400.0	57	24111	No
143	GOM_NL__2PRFIN20061010_124128_000000322052_00009_24111_2537.N1	10-OCT-2006 12:41:28	Bright	31.500	166	17Eps Leo	2.9800	6000.0	63	24111	No
144	GOM_NL__2PRFIN20061010_124438_000000322052_00009_24111_2538.N1	10-OCT-2006 12:44:38	Bright	32.000	22	32Alp Leo	1.3600	15200.	64	24111	No
145	GOM_NL__2PRFIN20061010_125137_000000442052_00009_24111_2539.N1	10-OCT-2006 12:51:37	Twilight	43.500	48	30Alp Hya	1.9770	4100.0	87	24111	No
146	GOM_NL__2PRFIN20061010_130114_000000392052_00009_24111_2540.N1	10-OCT-2006 13:01:14	Dark	38.500	65	Lam Vel	2.2040	4400.0	77	24111	No
147	GOM_NL__2PRFIN20061010_130413_000000362052_00009_24111_2541.N1	10-OCT-2006 13:04:13	Dark	36.000	34	Gam2Vel	1.7930	23000.	72	24111	No
148	GOM_NL__2PRFIN20061010_130820_000000362052_00010_24112_2523.N1	10-OCT-2006 13:08:20	Dark	36.000	161	Tau Pup	2.9310	4500.0	72	24112	No
149	GOM_NL__2PRFIN20061010_130943_000000432052_00010_24112_2524.N1	10-OCT-2006 13:09:43	Dark	43.000	2	Alp Car	-0.73600	7000.0	86	24112	No
150	GOM_NL__2PRFIN20061010_131808_000000312052_00010_24112_2525.N1	10-OCT-2006 13:18:08	Dark	30.500	143	Alp Hyi	2.8570	7200.0	61	24112	No
151	GOM_NL__2PRFIN20061010_131935_000000422052_00010_24112_2526.N1	10-OCT-2006 13:19:35	Dark	41.500	9	Alp Eri	0.45300	24000.	83	24112	No
152	GOM_NL__2PRFIN20061010_132444_000000372052_00010_24112_2527.N1	10-OCT-2006 13:24:44	Straylight	37.000	84	Alp Phe	2.3970	4500.0	74	24112	No
153	GOM_NL__2PRFIN20061010_133125_000000372052_00010_24112_2528.N1	10-OCT-2006 13:31:25	Straylight	37.000	52	16Bet Cet	2.0370	4500.0	74	24112	No
154	GOM_NL__2PRFIN20061010_134116_000000322052_00010_24112_2529.N1	10-OCT-2006 13:41:16	Bright	31.500	140	88Gam Peg	2.8340	26000.	63	24112	No
155	GOM_NL__2PRFIN20061010_134517_000000302052_00010_24112_2530.N1	10-OCT-2006 13:45:17	Bright	30.000	58	21Alp And	2.0730	11000.	60	24112	No
156	GOM_NL__2PRFIN20061010_135332_000000302052_00010_24112_2531.N1	10-OCT-2006 13:53:32	Bright	29.500	68	18Alp Cas	2.2250	4500.0	59	24112	No
157	GOM_NL__2PRFIN20061010_135455_000000322052_00010_24112_2532.N1	10-OCT-2006 13:54:55	Bright	32.000	76	27Gam Cas	2.3000	30000.	64	24112	No
158	GOM_NL__2PRFIN20061010_140215_000000282052_00010_24112_2533.N1	10-OCT-2006 14:02:15	Bright	28.000	49	1Alp UMi	1.9900	6300.0	56	24112	No
159	GOM_NL__2PRFIN20061010_141025_000000302052_00010_24112_2534.N1	10-OCT-2006 14:10:25	Bright	29.500	36	50Alp UMa	1.8000	6300.0	59	24112	No
160	GOM_NL__2PRFIN20061010_141157_000000302052_00010_24112_2535.N1	10-OCT-2006 14:11:57	Bright	29.500	82	48Bet UMa	2.3650	10600.	59	24112	No



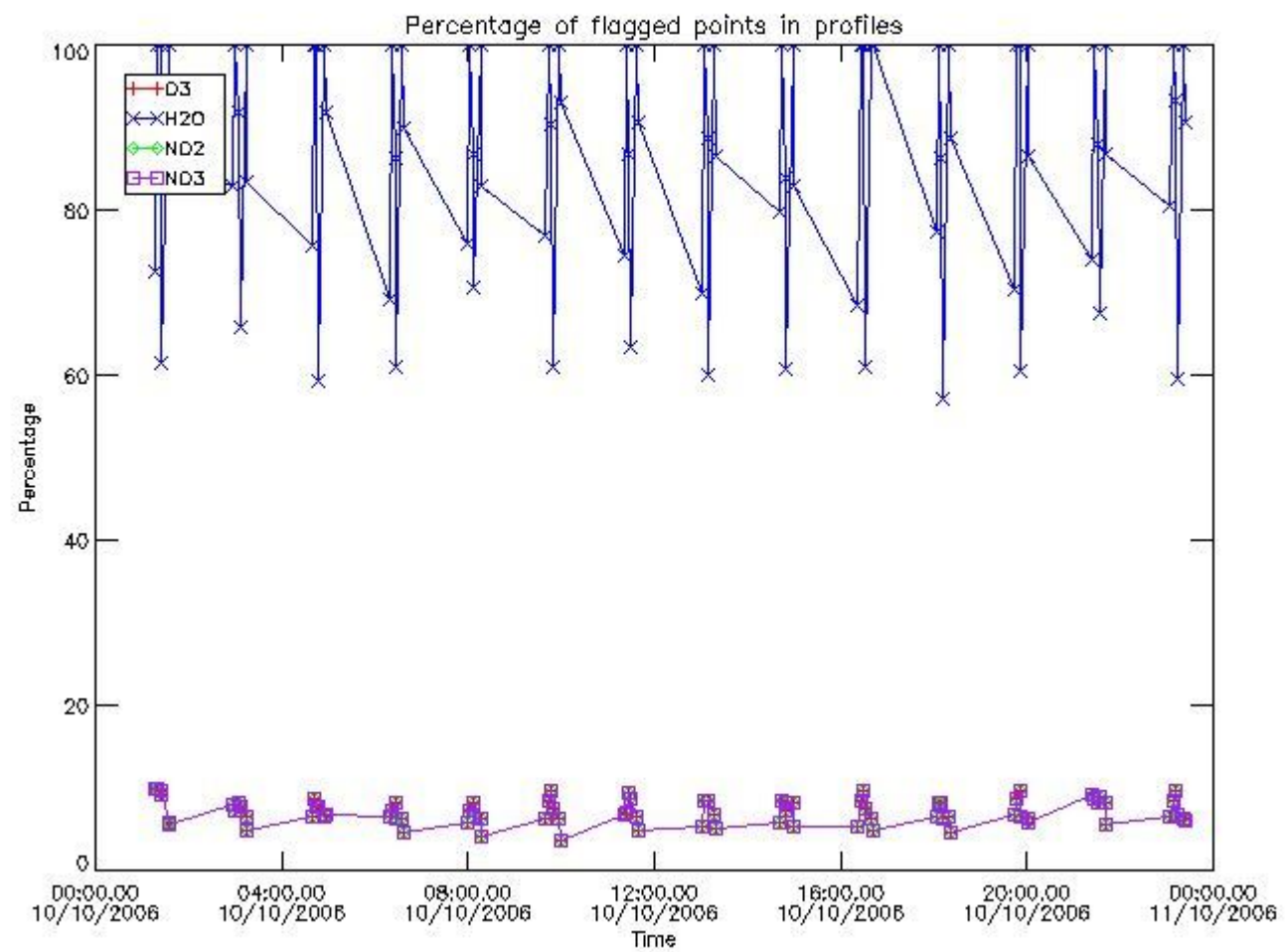
161	GOM_NL__2PRFIN20061010_141516_000000282052_00010_24112_2536.N1	10-OCT-2006 14:15:16	Bright	28.000	174	52Psi UMa	3.0040	4400.0	56	24112	No
162	GOM_NL__2PRFIN20061010_142204_000000352052_00010_24112_2537.N1	10-OCT-2006 14:22:04	Bright	35.000	166	17Eps Leo	2.9800	6000.0	70	24112	No
163	GOM_NL__2PRFIN20061010_142514_000000492052_00010_24112_2538.N1	10-OCT-2006 14:25:14	Bright	49.000	22	32Alp Leo	1.3600	15200.	98	24112	No
164	GOM_NL__2PRFIN20061010_143214_000000442052_00010_24112_2539.N1	10-OCT-2006 14:32:14	Twilight	44.000	48	30Alp Hya	1.9770	4100.0	88	24112	No
165	GOM_NL__2PRFIN20061010_144151_000000352052_00010_24112_2540.N1	10-OCT-2006 14:41:51	Dark	35.000	65	Lam Vel	2.2040	4400.0	70	24112	No
166	GOM_NL__2PRFIN20061010_144449_000000362052_00010_24112_2541.N1	10-OCT-2006 14:44:49	Dark	36.000	34	Gam2Vel	1.7930	23000.	72	24112	No
167	GOM_NL__2PRFIN20061010_144857_000000382052_00011_24113_2523.N1	10-OCT-2006 14:48:57	Dark	37.500	161	Tau Pup	2.9310	4500.0	75	24113	No
168	GOM_NL__2PRFIN20061010_145020_000000432052_00011_24113_2524.N1	10-OCT-2006 14:50:20	Dark	42.500	2	Alp Car	-0.73600	7000.0	85	24113	No
169	GOM_NL__2PRFIN20061010_145844_000000312052_00011_24113_2525.N1	10-OCT-2006 14:58:44	Dark	31.000	143	Alp Hyi	2.8570	7200.0	62	24113	No
170	GOM_NL__2PRFIN20061010_150011_000000392052_00011_24113_2526.N1	10-OCT-2006 15:00:11	Dark	38.500	9	Alp Eri	0.45300	24000.	77	24113	No
171	GOM_NL__2PRFIN20061010_150520_000000362052_00011_24113_2527.N1	10-OCT-2006 15:05:20	Straylight	36.000	84	Alp Phe	2.3970	4500.0	72	24113	No
172	GOM_NL__2PRFIN20061010_151201_000000432052_00011_24113_2528.N1	10-OCT-2006 15:12:01	Straylight	42.500	52	16Bet Cet	2.0370	4500.0	85	24113	No
173	GOM_NL__2PRFIN20061010_152152_000000312052_00011_24113_2529.N1	10-OCT-2006 15:21:52	Bright	31.000	140	88Gam Peg	2.8340	26000.	62	24113	No
174	GOM_NL__2PRFIN20061010_152553_000000322052_00011_24113_2530.N1	10-OCT-2006 15:25:53	Bright	31.500	58	21Alp And	2.0730	11000.	63	24113	No
175	GOM_NL__2PRFIN20061010_153407_000000332052_00011_24113_2531.N1	10-OCT-2006 15:34:07	Bright	33.000	68	18Alp Cas	2.2250	4500.0	66	24113	No
176	GOM_NL__2PRFIN20061010_153531_000000322052_00011_24113_2532.N1	10-OCT-2006 15:35:31	Bright	32.000	76	27Gam Cas	2.3000	30000.	64	24113	No
177	GOM_NL__2PRFIN20061010_154251_000000302052_00011_24113_2533.N1	10-OCT-2006 15:42:51	Bright	30.000	49	1Alp UMi	1.9900	6300.0	60	24113	No
178	GOM_NL__2PRFIN20061010_155101_000000472052_00011_24113_2534.N1	10-OCT-2006 15:51:01	Bright	47.000	36	50Alp UMa	1.8000	6300.0	94	24113	No
179	GOM_NL__2PRFIN20061010_155233_000000292052_00011_24113_2535.N1	10-OCT-2006 15:52:33	Bright	28.500	82	48Bet UMa	2.3650	10600.	57	24113	No
180	GOM_NL__2PRFIN20061010_155552_000000462052_00011_24113_2536.N1	10-OCT-2006 15:55:52	Bright	46.000	174	52Psi UMa	3.0040	4400.0	92	24113	No
181	GOM_NL__2PRFIN20061010_160241_000000332052_00011_24113_2537.N1	10-OCT-2006 16:02:41	Bright	32.500	166	17Eps Leo	2.9800	6000.0	65	24113	No
182	GOM_NL__2PRFIN20061010_160550_000000332052_00011_24113_2538.N1	10-OCT-2006 16:05:50	Bright	32.500	22	32Alp Leo	1.3600	15200.	65	24113	No
183	GOM_NL__2PRFIN20061010_161250_000000442052_00011_24113_2539.N1	10-OCT-2006 16:12:50	Twilight	43.500	48	30Alp Hya	1.9770	4100.0	87	24113	No
184	GOM_NL__2PRFIN20061010_162227_000000392052_00011_24113_2540.N1	10-OCT-2006 16:22:27	Dark	38.500	65	Lam Vel	2.2040	4400.0	77	24113	No
185	GOM_NL__2PRFIN20061010_162526_000000372052_00011_24113_2541.N1	10-OCT-2006 16:25:26	Dark	36.500	34	Gam2Vel	1.7930	23000.	73	24113	No
186	GOM_NL__2PRFIN20061010_162934_000000372052_00012_24114_2534.N1	10-OCT-2006 16:29:34	Dark	37.000	161	Tau Pup	2.9310	4500.0	74	24114	No
187	GOM_NL__2PRFIN20061010_163057_000000422052_00012_24114_2535.N1	10-OCT-2006 16:30:57	Dark	41.500	2	Alp Car	-0.73600	7000.0	83	24114	No
188	GOM_NL__2PRFIN20061010_163920_000000332052_00012_24114_2536.N1	10-OCT-2006 16:39:20	Dark	33.000	143	Alp Hyi	2.8570	7200.0	66	24114	No
189	GOM_NL__2PRFIN20061010_164047_000000432052_00012_24114_2537.N1	10-OCT-2006 16:40:47	Dark	43.000	9	Alp Eri	0.45300	24000.	86	24114	No
190	GOM_NL__2PRFIN20061010_164556_000000372052_00012_24114_2538.N1	10-OCT-2006 16:45:56	Straylight	37.000	84	Alp Phe	2.3970	4500.0	74	24114	No
191	GOM_NL__2PRFIN20061010_165237_000000402052_00012_24114_2539.N1	10-OCT-2006 16:52:37	Straylight	40.000	52	16Bet Cet	2.0370	4500.0	80	24114	No
192	GOM_NL__2PRFIN20061010_170228_000000302052_00012_24114_2540.N1	10-OCT-2006 17:02:28	Bright	30.000	140	88Gam Peg	2.8340	26000.	60	24114	No
193	GOM_NL__2PRFIN20061010_170629_000000332052_00012_24114_2541.N1	10-OCT-2006 17:06:29	Bright	32.500	58	21Alp And	2.0730	11000.	65	24114	No
194	GOM_NL__2PRFIN20061010_171443_000000342052_00012_24114_2542.N1	10-OCT-2006 17:14:43	Bright	33.500	68	18Alp Cas	2.2250	4500.0	67	24114	No
195	GOM_NL__2PRFIN20061010_171607_000000322052_00012_24114_2543.N1	10-OCT-2006 17:16:07	Bright	32.000	76	27Gam Cas	2.3000	30000.	64	24114	No
196	GOM_NL__2PRFIN20061010_172328_000000292052_00012_24114_2544.N1	10-OCT-2006 17:23:28	Bright	29.000	49	1Alp UMi	1.9900	6300.0	58	24114	No
197	GOM_NL__2PRFIN20061010_173137_000000292052_00012_24114_2545.N1	10-OCT-2006 17:31:37	Bright	29.000	36	50Alp UMa	1.8000	6300.0	58	24114	No
198	GOM_NL__2PRFIN20061010_173309_000000292052_00012_24114_2546.N1	10-OCT-2006 17:33:09	Bright	28.500	82	48Bet UMa	2.3650	10600.	57	24114	No
199	GOM_NL__2PRFIN20061010_173628_000000462052_00012_24114_2547.N1	10-OCT-2006 17:36:28	Bright	46.000	174	52Psi UMa	3.0040	4400.0	92	24114	No
200	GOM_NL__2PRFIN20061010_174317_000000332052_00012_24114_2548.N1	10-OCT-2006 17:43:17	Bright	33.000	166	17Eps Leo	2.9800	6000.0	66	24114	No
201	GOM_NL__2PRFIN20061010_174627_000000332052_00012_24114_2549.N1	10-OCT-2006 17:46:27	Bright	32.500	22	32Alp Leo	1.3600	15200.	65	24114	No
202	GOM_NL__2PRFIN20061010_175327_000000472052_00012_24114_2550.N1	10-OCT-2006 17:53:27	Twilight	47.000	48	30Alp Hya	1.9770	4100.0	94	24114	No
203	GOM_NL__2PRFIN20061010_180304_000000472052_00012_24114_2551.N1	10-OCT-2006 18:03:04	Dark	47.000	65	Lam Vel	2.2040	4400.0	94	24114	No
204	GOM_NL__2PRFIN20061010_180603_000000382052_00012_24114_2552.N1	10-OCT-2006 18:06:03	Dark	37.500	34	Gam2Vel	1.7930	23000.	75	24114	No
205	GOM_NL__2PRFIN20061010_181011_000000372052_00013_24115_2554.N1	10-OCT-2006 18:10:11	Dark	37.000	161	Tau Pup	2.9310	4500.0	74	24115	No
206	GOM_NL__2PRFIN20061010_181134_000000502052_00013_24115_2555.N1	10-OCT-2006 18:11:34	Dark	49.500	2	Alp Car	-0.73600	7000.0	99	24115	No
207	GOM_NL__2PRFIN20061010_181957_000000322052_00013_24115_2556.N1	10-OCT-2006 18:19:57	Dark	32.000	143	Alp Hyi	2.8570	7200.0	64	24115	No
208	GOM_NL__2PRFIN20061010_182124_000000442052_00013_24115_2557.N1	10-OCT-2006 18:21:24	Dark	44.000	9	Alp Eri	0.45300	24000.	88	24115	No
209	GOM_NL__2PRFIN20061010_182632_000000352052_00013_24115_2558.N1	10-OCT-2006 18:26:32	Straylight	35.000	84	Alp Phe	2.3970	4500.0	70	24115	No
210	GOM_NL__2PRFIN20061010_183313_000000392052_00013_24115_2559.N1	10-OCT-2006 18:33:13	Straylight	39.000	52	16Bet Cet	2.0370	4500.0	78	24115	No
211	GOM_NL__2PRFIN20061010_184304_000000312052_00013_24115_2560.N1	10-OCT-2006 18:43:04	Bright	31.000	140	88Gam Peg	2.8340	26000.	62	24115	No
212	GOM_NL__2PRFIN20061010_184705_000000322052_00013_24115_2561.N1	10-OCT-2006 18:47:05	Bright	32.000	58	21Alp And	2.0730	11000.	64	24115	No
213	GOM_NL__2PRFIN20061010_185519_000000342052_00013_24115_2562.N1	10-OCT-2006 18:55:19	Bright	33.500	68	18Alp Cas	2.2250	4500.0	67	24115	No
214	GOM_NL__2PRFIN20061010_185643_000000502052_00013_24115_2563.N1	10-OCT-2006 18:56:43	Bright	50.000	76	27Gam Cas	2.3000	30000.	100	24115	No
215	GOM_NL__2PRFIN20061010_190403_000000312052_00013_24115_2564.N1	10-OCT-2006 19:04:03	Bright	31.000	49	1Alp UMi	1.9900	6300.0	62	24115	No
216	GOM_NL__2PRFIN20061010_191213_000000332052_00013_24115_2565.N1	10-OCT-2006 19:12:13	Bright	32.500	36	50Alp UMa	1.8000	6300.0	65	24115	No
217	GOM_NL__2PRFIN20061010_191345_000000312052_00013_24115_2566.N1	10-OCT-2006 19:13:45	Bright	30.500	82	48Bet UMa	2.3650	10600.	61	24115	No
218	GOM_NL__2PRFIN20061010_191704_000000282052_00013_24115_2567.N1	10-OCT-2006 19:17:04	Bright	28.000	174	52Psi UMa	3.0040	4400.0	56	24115	No
219	GOM_NL__2PRFIN20061010_192353_000000332052_00013_24115_2568.N1	10-OCT-2006 19:23:53	Bright	33.000	166	17Eps Leo	2.9800	6000.0	66	24115	No

220	GOM_NL__2PRFIN20061010_192703_000000342052_00013_24115_2569.N1	10-OCT-2006 19:27:03	Bright	33.500	22	32Alp Leo	1.3600	15200.	67	24115	No
221	GOM_NL__2PRFIN20061010_193404_000000472052_00013_24115_2570.N1	10-OCT-2006 19:34:04	Twilight	47.000	48	30Alp Hya	1.9770	4100.0	94	24115	No
222	GOM_NL__2PRFIN20061010_194340_000000382052_00013_24115_2571.N1	10-OCT-2006 19:43:40	Dark	37.500	65	Lam Vel	2.2040	4400.0	75	24115	No
223	GOM_NL__2PRFIN20061010_194639_000000352052_00013_24115_2572.N1	10-OCT-2006 19:46:39	Dark	35.000	34	Gam2Vel	1.7930	23000.	70	24115	No
224	GOM_NL__2PRFIN20061010_195047_000000372052_00014_24116_2554.N1	10-OCT-2006 19:50:47	Dark	37.000	161	Tau Pup	2.9310	4500.0	74	24116	No
225	GOM_NL__2PRFIN20061010_195210_000000552052_00014_24116_2555.N1	10-OCT-2006 19:52:10	Dark	55.000	2	Alp Car	-0.73600	7000.0	110	24116	No
226	GOM_NL__2PRFIN20061010_200033_000000332052_00014_24116_2556.N1	10-OCT-2006 20:00:33	Dark	32.500	143	Alp Hyi	2.8570	7200.0	65	24116	No
227	GOM_NL__2PRFIN20061010_200200_000000452052_00014_24116_2557.N1	10-OCT-2006 20:02:00	Dark	44.500	9	Alp Eri	0.45300	24000.	89	24116	No
228	GOM_NL__2PRFIN20061010_200708_000000342052_00014_24116_2558.N1	10-OCT-2006 20:07:08	Straylight	34.000	84	Alp Phe	2.3970	4500.0	68	24116	No
229	GOM_NL__2PRFIN20061010_201349_000000382052_00014_24116_2559.N1	10-OCT-2006 20:13:49	Straylight	38.000	52	16Bet Cet	2.0370	4500.0	76	24116	No
230	GOM_NL__2PRFIN20061010_202340_000000312052_00014_24116_2560.N1	10-OCT-2006 20:23:40	Bright	30.500	140	88Gam Peg	2.8340	26000.	61	24116	No
231	GOM_NL__2PRFIN20061010_202741_000000322052_00014_24116_2561.N1	10-OCT-2006 20:27:41	Bright	31.500	58	21Alp And	2.0730	11000.	63	24116	No
232	GOM_NL__2PRFIN20061010_203555_000000322052_00014_24116_2562.N1	10-OCT-2006 20:35:55	Bright	32.000	68	18Alp Cas	2.2250	4500.0	64	24116	No
233	GOM_NL__2PRFIN20061010_203719_000000322052_00014_24116_2563.N1	10-OCT-2006 20:37:19	Bright	32.000	76	27Gam Cas	2.3000	30000.	64	24116	No
234	GOM_NL__2PRFIN20061010_204439_000000312052_00014_24116_2564.N1	10-OCT-2006 20:44:39	Bright	30.500	49	1Alp UMi	1.9900	6300.0	61	24116	No
235	GOM_NL__2PRFIN20061010_205249_000000312052_00014_24116_2565.N1	10-OCT-2006 20:52:49	Bright	31.000	36	50Alp UMa	1.8000	6300.0	62	24116	No
236	GOM_NL__2PRFIN20061010_205421_000000302052_00014_24116_2566.N1	10-OCT-2006 20:54:21	Bright	30.000	82	48Bet UMa	2.3650	10600.	60	24116	No
237	GOM_NL__2PRFIN20061010_205740_000000302052_00014_24116_2567.N1	10-OCT-2006 20:57:40	Bright	30.000	174	52Psi UMa	3.0040	4400.0	60	24116	No
238	GOM_NL__2PRFIN20061010_210739_000000342052_00014_24116_2568.N1	10-OCT-2006 21:07:39	Bright	33.500	22	32Alp Leo	1.3600	15200.	67	24116	No
239	GOM_NL__2PRFIN20061010_211440_000000492052_00014_24116_2569.N1	10-OCT-2006 21:14:40	Twilight	48.500	48	30Alp Hya	1.9770	4100.0	97	24116	No
240	GOM_NL__2PRFIN20061010_212417_000000392052_00014_24116_2570.N1	10-OCT-2006 21:24:17	Dark	39.000	65	Lam Vel	2.2040	4400.0	78	24116	No
241	GOM_NL__2PRFIN20061010_212716_000000352052_00014_24116_2571.N1	10-OCT-2006 21:27:16	Dark	35.000	34	Gam2Vel	1.7930	23000.	70	24116	No
242	GOM_NL__2PRFIN20061010_213124_000000382052_00015_24117_2554.N1	10-OCT-2006 21:31:24	Dark	37.500	161	Tau Pup	2.9310	4500.0	75	24117	No
243	GOM_NL__2PRFIN20061010_213247_000000412052_00015_24117_2555.N1	10-OCT-2006 21:32:47	Dark	40.500	2	Alp Car	-0.73600	7000.0	81	24117	No
244	GOM_NL__2PRFIN20061010_214109_000000312052_00015_24117_2556.N1	10-OCT-2006 21:41:09	Dark	31.000	143	Alp Hyi	2.8570	7200.0	62	24117	No
245	GOM_NL__2PRFIN20061010_214237_000000382052_00015_24117_2557.N1	10-OCT-2006 21:42:37	Dark	37.500	9	Alp Eri	0.45300	24000.	75	24117	No
246	GOM_NL__2PRFIN20061010_214744_000000362052_00015_24117_2558.N1	10-OCT-2006 21:47:44	Straylight	35.500	84	Alp Phe	2.3970	4500.0	71	24117	No
247	GOM_NL__2PRFIN20061010_215425_000000392052_00015_24117_2559.N1	10-OCT-2006 21:54:25	Straylight	38.500	52	16Bet Cet	2.0370	4500.0	77	24117	No
248	GOM_NL__2PRFIN20061010_220416_000000302052_00015_24117_2560.N1	10-OCT-2006 22:04:16	Bright	30.000	140	88Gam Peg	2.8340	26000.	60	24117	No
249	GOM_NL__2PRFIN20061010_220816_000000322052_00015_24117_2561.N1	10-OCT-2006 22:08:16	Bright	31.500	58	21Alp And	2.0730	11000.	63	24117	No
250	GOM_NL__2PRFIN20061010_221630_000000322052_00015_24117_2562.N1	10-OCT-2006 22:16:30	Bright	32.000	68	18Alp Cas	2.2250	4500.0	64	24117	No
251	GOM_NL__2PRFIN20061010_221754_000000322052_00015_24117_2563.N1	10-OCT-2006 22:17:54	Bright	32.000	76	27Gam Cas	2.3000	30000.	64	24117	No
252	GOM_NL__2PRFIN20061010_222515_000000302052_00015_24117_2564.N1	10-OCT-2006 22:25:15	Bright	29.500	49	1Alp UMi	1.9900	6300.0	59	24117	No
253	GOM_NL__2PRFIN20061010_223325_000000322052_00015_24117_2565.N1	10-OCT-2006 22:33:25	Bright	32.000	36	50Alp UMa	1.8000	6300.0	64	24117	No
254	GOM_NL__2PRFIN20061010_223457_000000312052_00015_24117_2566.N1	10-OCT-2006 22:34:57	Bright	31.000	82	48Bet UMa	2.3650	10600.	62	24117	No
255	GOM_NL__2PRFIN20061010_223816_000000292052_00015_24117_2567.N1	10-OCT-2006 22:38:16	Bright	28.500	174	52Psi UMa	3.0040	4400.0	57	24117	No
256	GOM_NL__2PRFIN20061010_224505_000000342052_00015_24117_2568.N1	10-OCT-2006 22:45:05	Bright	33.500	166	17Eps Leo	2.9800	6000.0	67	24117	No
257	GOM_NL__2PRFIN20061010_224815_000000312052_00015_24117_2569.N1	10-OCT-2006 22:48:15	Bright	31.000	22	32Alp Leo	1.3600	15200.	62	24117	No
258	GOM_NL__2PRFIN20061010_225516_000000422052_00015_24117_2570.N1	10-OCT-2006 22:55:16	Twilight	42.000	48	30Alp Hya	1.9770	4100.0	84	24117	No
259	GOM_NL__2PRFIN20061010_230453_000000392052_00015_24117_2571.N1	10-OCT-2006 23:04:53	Dark	39.000	65	Lam Vel	2.2040	4400.0	78	24117	No
260	GOM_NL__2PRFIN20061010_230752_000000372052_00015_24117_2572.N1	10-OCT-2006 23:07:52	Dark	36.500	34	Gam2Vel	1.7930	23000.	73	24117	No
261	GOM_NL__2PRFIN20061010_231201_000000382052_00016_24118_2532.N1	10-OCT-2006 23:12:01	Dark	37.500	161	Tau Pup	2.9310	4500.0	75	24118	No
262	GOM_NL__2PRFIN20061010_231324_000000542052_00016_24118_2533.N1	10-OCT-2006 23:13:24	Dark	53.500	2	Alp Car	-0.73600	7000.0	107	24118	No
263	GOM_NL__2PRFIN20061010_232145_000000332052_00016_24118_2534.N1	10-OCT-2006 23:21:45	Dark	33.000	143	Alp Hyi	2.8570	7200.0	66	24118	No
264	GOM_NL__2PRFIN20061010_232313_000000432052_00016_24118_2535.N1	10-OCT-2006 23:23:13	Dark	42.500	9	Alp Eri	0.45300	24000.	85	24118	No
265	GOM_NL__2PRFIN20061010_232820_000000372052_00016_24118_2536.N1	10-OCT-2006 23:28:20	Straylight	36.500	84	Alp Phe	2.3970	4500.0	73	24118	No
266	GOM_NL__2PRFIN20061010_233501_000000372052_00016_24118_2537.N1	10-OCT-2006 23:35:01	Straylight	36.500	52	16Bet Cet	2.0370	4500.0	73	24118	No
267	GOM_NL__2PRFIN20061010_234452_000000312052_00016_24118_2538.N1	10-OCT-2006 23:44:52	Bright	30.500	140	88Gam Peg	2.8340	26000.	61	24118	No
268	GOM_NL__2PRFIN20061010_234852_000000322052_00016_24118_2539.N1	10-OCT-2006 23:48:52	Bright	31.500	58	21Alp And	2.0730	11000.	63	24118	No
269	GOM_NL__2PRFIN20061010_235706_000000322052_00016_24118_2540.N1	10-OCT-2006 23:57:06	Bright	31.500	68	18Alp Cas	2.2250	4500.0	63	24118	No
270	GOM_NL__2PRFIN20061010_235830_000000312052_00016_24118_2541.N1	10-OCT-2006 23:58:30	Bright	31.000	76	27Gam Cas	2.3000	30000.	62	24118	No

### 3. Quality information per product

In this section it is plotted some information contained in the Quality Summary data set of the level 2 products. Only products in dark limb conditions and without errors (error flag in the MPH set to "0") are used.

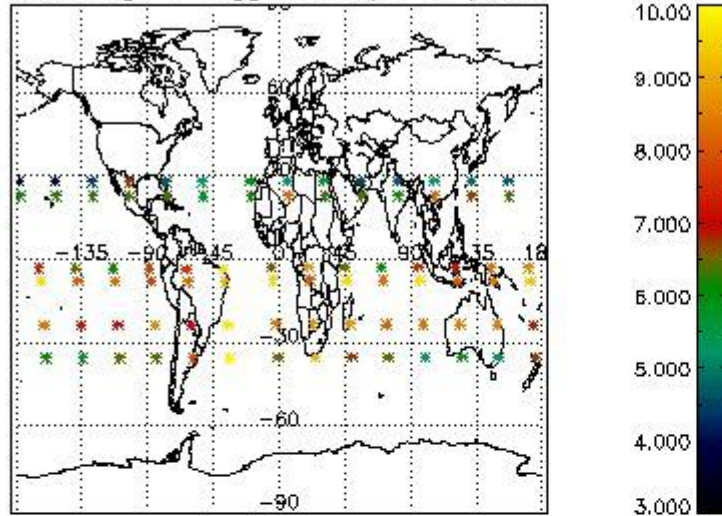
3.1 Plot quality information per product (time dependant)



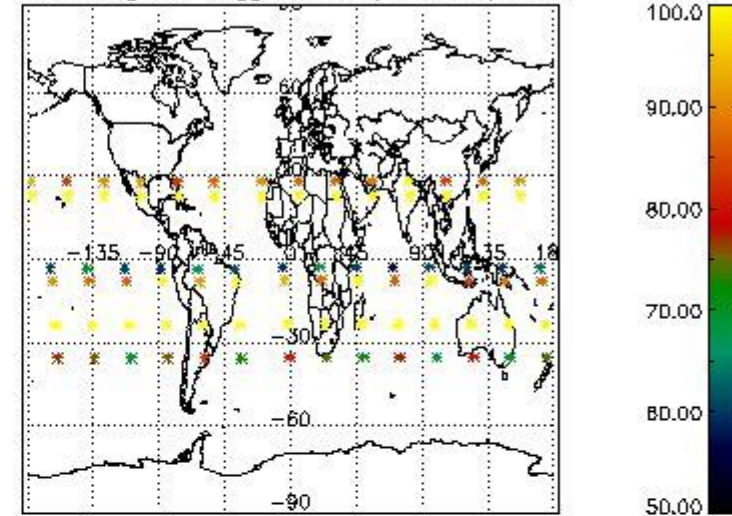
3.2 Plot quality information per product (world map)



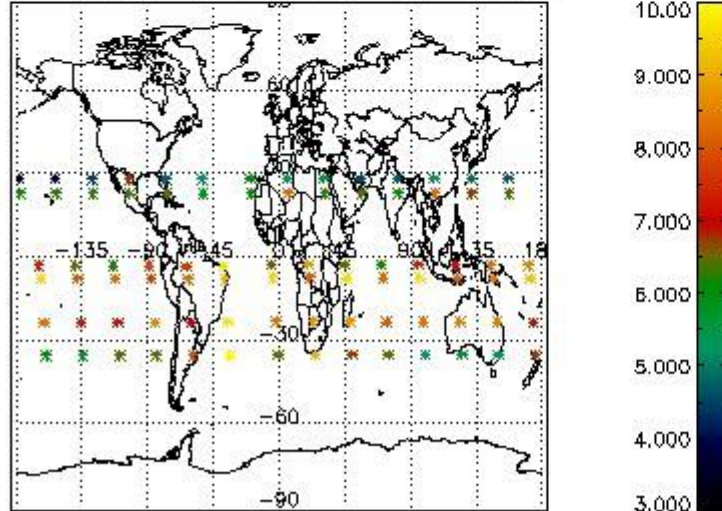
Percentage of flagged data per O3 profile



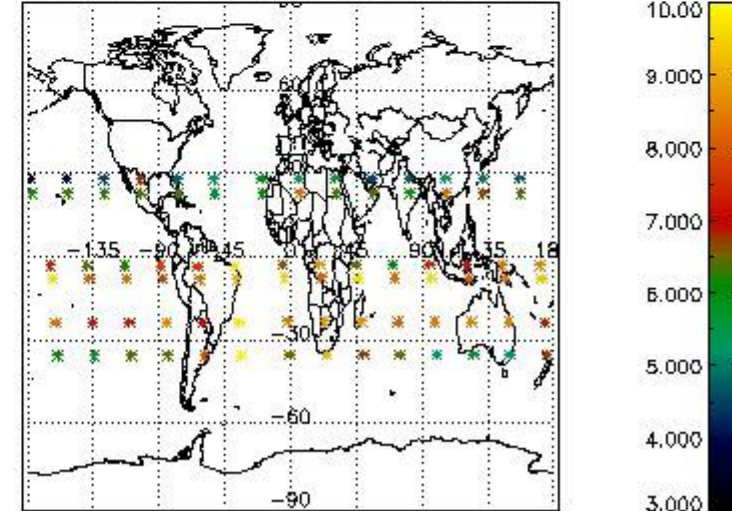
Percentage of flagged data per H2O profile



Percentage of flagged data per NO2 profile



Percentage of flagged data per NO3 profile

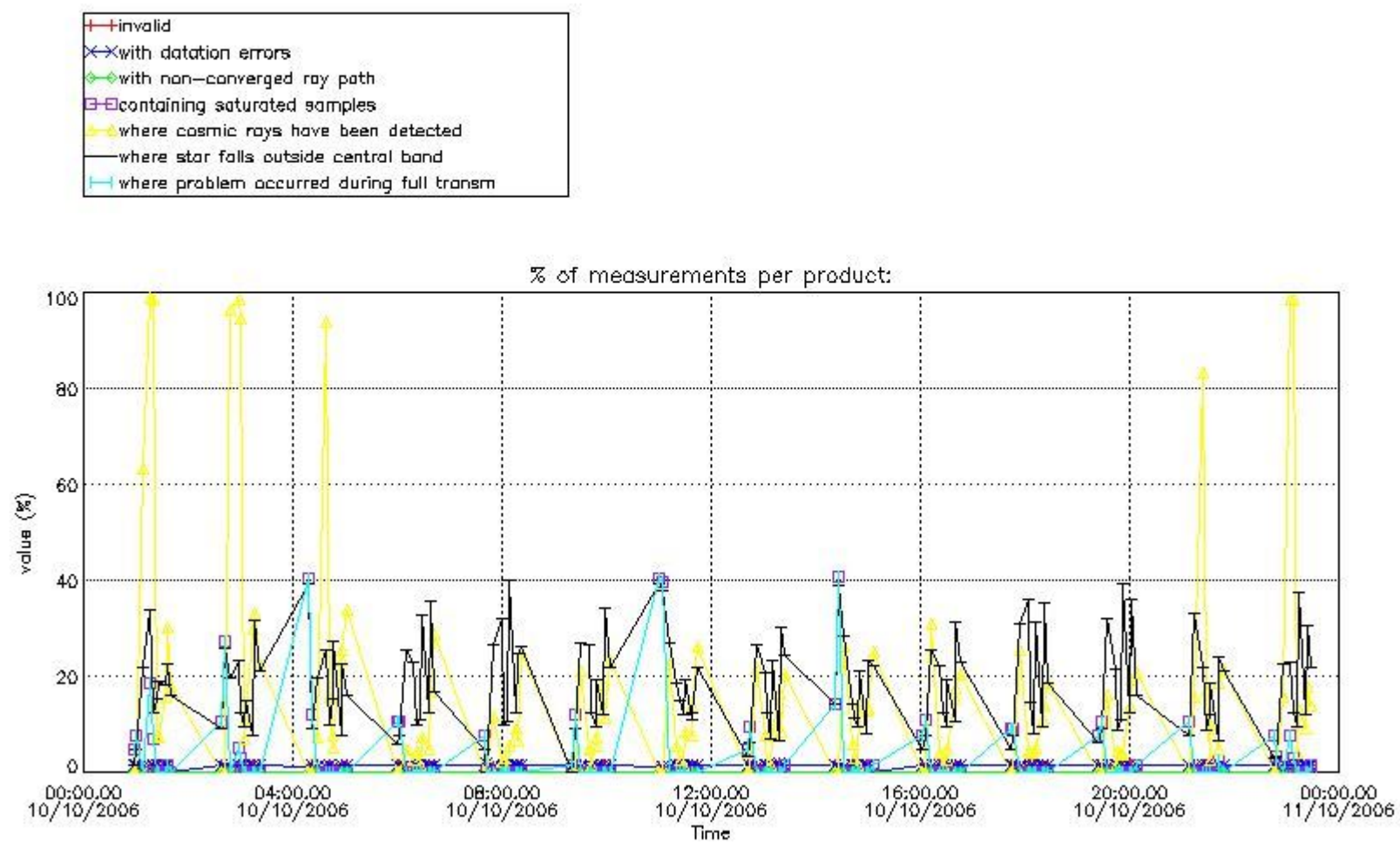


#### 4. Level 1 quality information per product

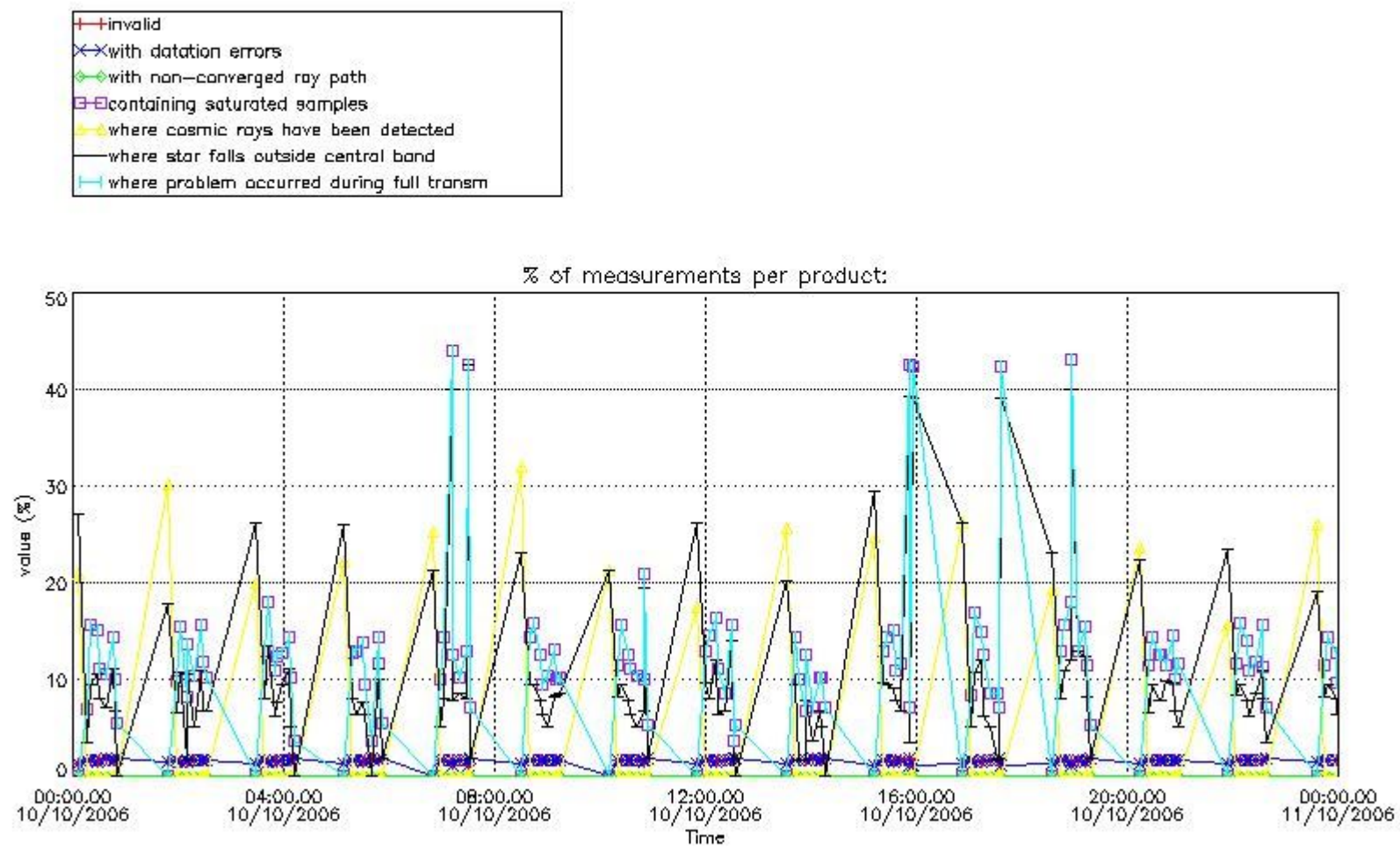
In this section it is plotted some information contained in the Quality Summary data set of the level 2 products that comes from the level 1b processing. Products without errors (error flag in the MPH set to "0") are used.

##### 4.1 Plot quality information per product (time dependant) coming from level 1b processing

###### 4.1.1 Plot level 1 quality information per product (time dependant): ENVISAT ASCENDING passes



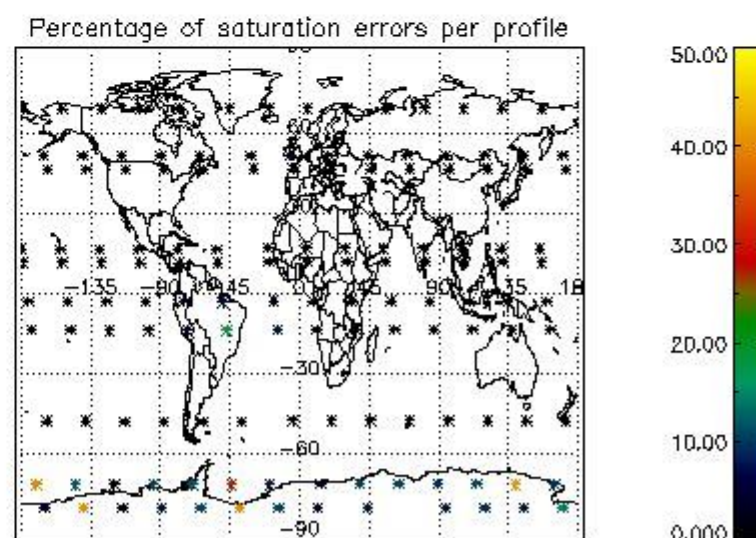
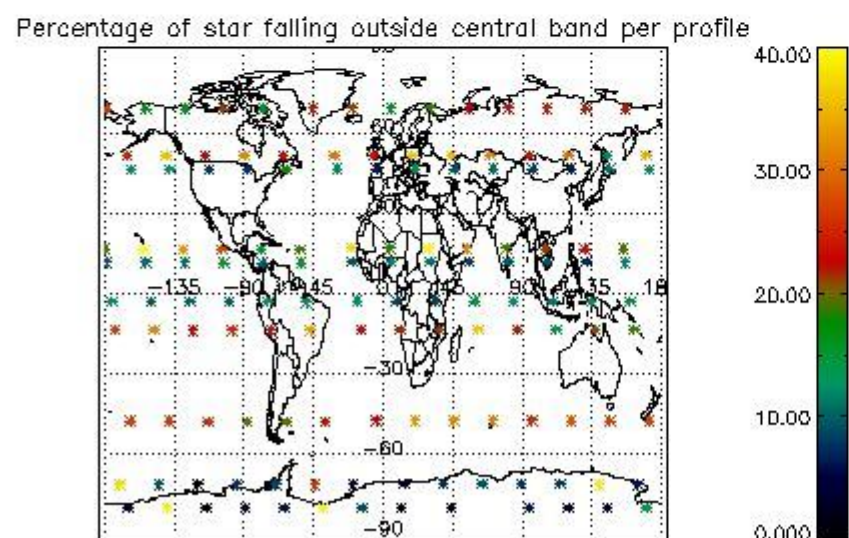
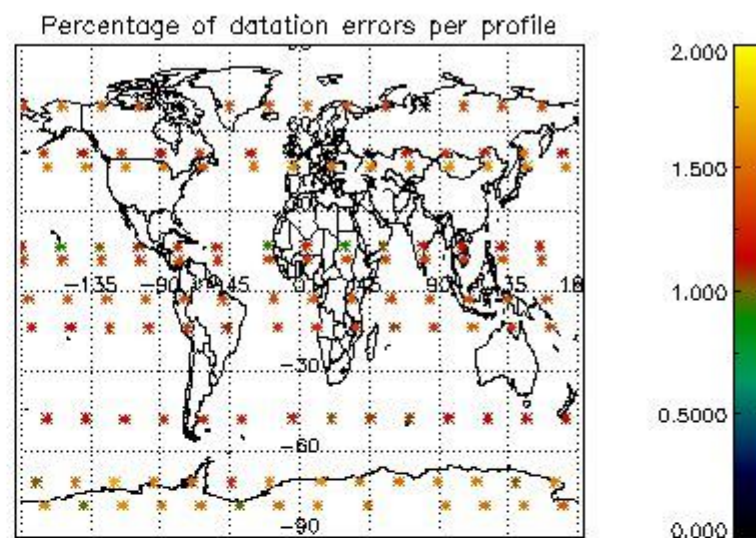
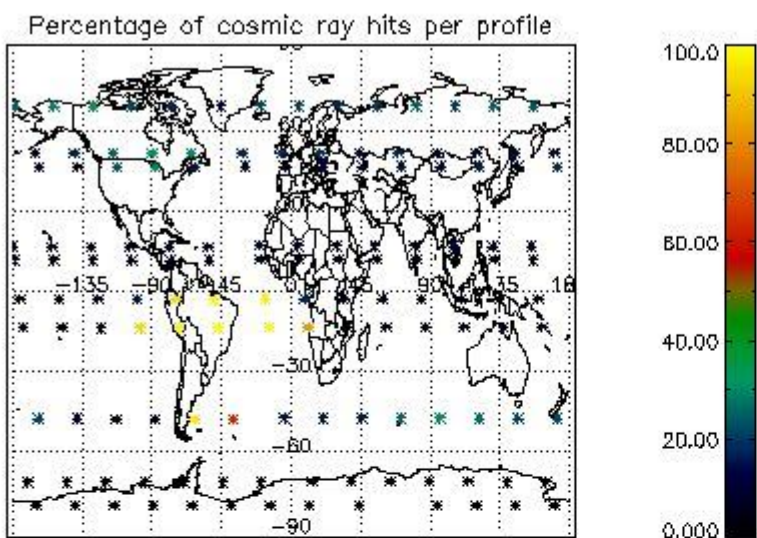
4.1.2 Plot level 1 quality information per product (time dependant): ENVI SAT DESCENDING passes



#### 4.2 Plot quality information per product coming from level 1b processing (world map)

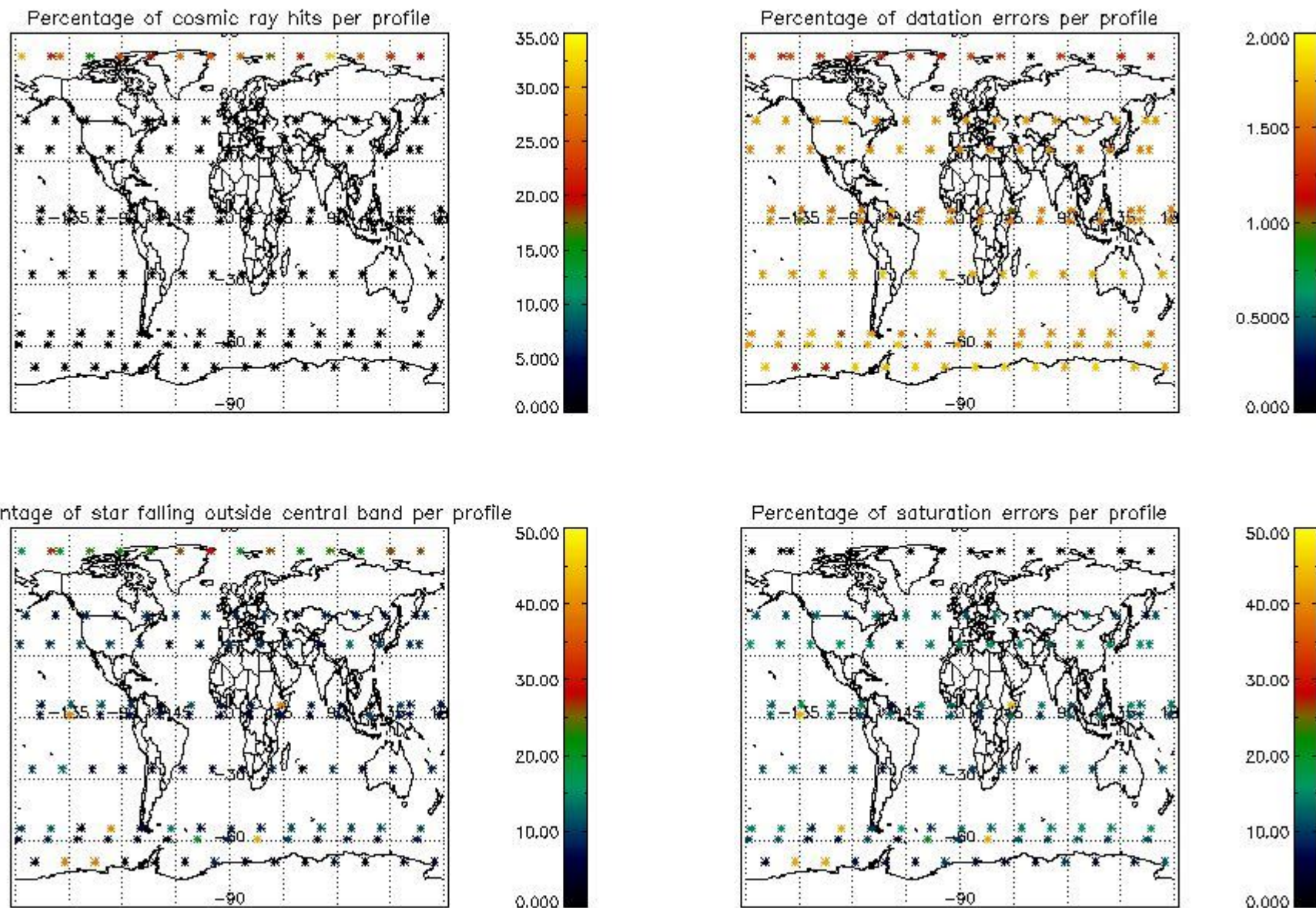
##### 4.2.1 Plot level 1 quality information per product (world map): ENVISAT ASCENDING passes





4.2.2 Plot level 1 quality information per product (world map): ENVISAT DESCENDING passes





## 5. Trace gas profiles

### 5.1 Ozone statistics based on quality of products

The final quality of the products can be "measured" using the STD (Standard Deviation) attached to every point profile. This information is written to the parameter GOM\_NL\_\_2P/NL\_LOCAL\_SPECIES\_DENSITY/o3\_std of the level 2 products. The table below shows the statistics for given STD ranges.

The statistics are given with respect to the overall valid production:

- Products without fatal errors: GOM\_NL\_\_2P/MPH/PRODUCT\_ERR=0
- Valid point profile: GOM\_NL\_\_2P/NL\_LOCAL\_SPECIES\_DENSITY/pcd(0)=0

The 'Criteria' is applied to valid points of dark limb products:

- Products in dark limb illumination condition: GOM\_NL\_\_2P/NL\_SUMMARY\_QUALITY/obs\_ill\_cond=0
- Products without fatal errors: GOM\_NL\_\_2P/MPH/PRODUCT\_ERR=0
- Valid point profile: GOM\_NL\_\_2P/NL\_LOCAL\_SPECIES\_DENSITY/pcd(0)=0

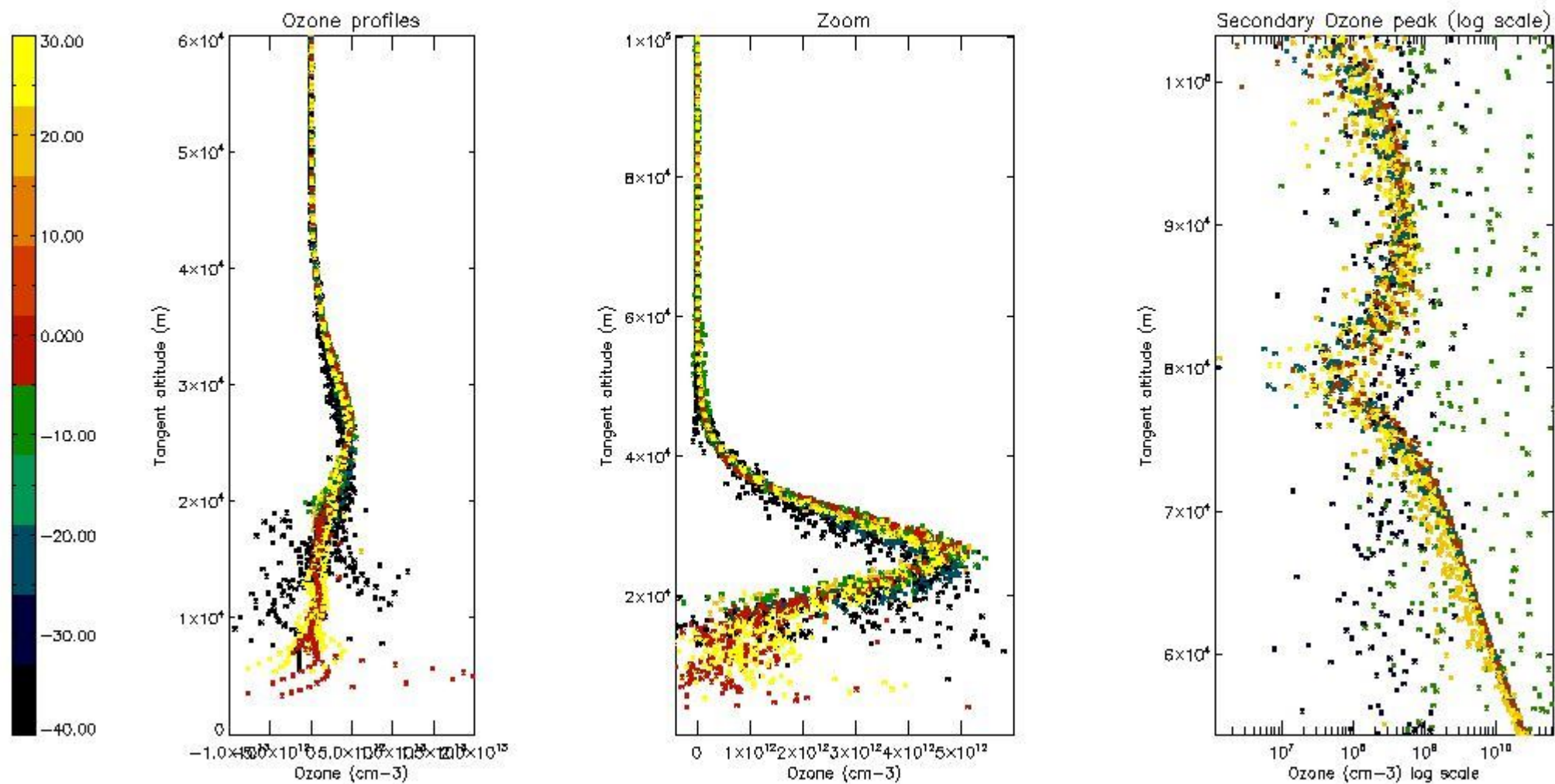
So, the table below shows the percentage of dark limb and valid observations for each criteria with respect to the overall valid daily observations.

Criteria	% of total production
All STD	34
STD < 20	20

STD < 10	15
STD < 5	11

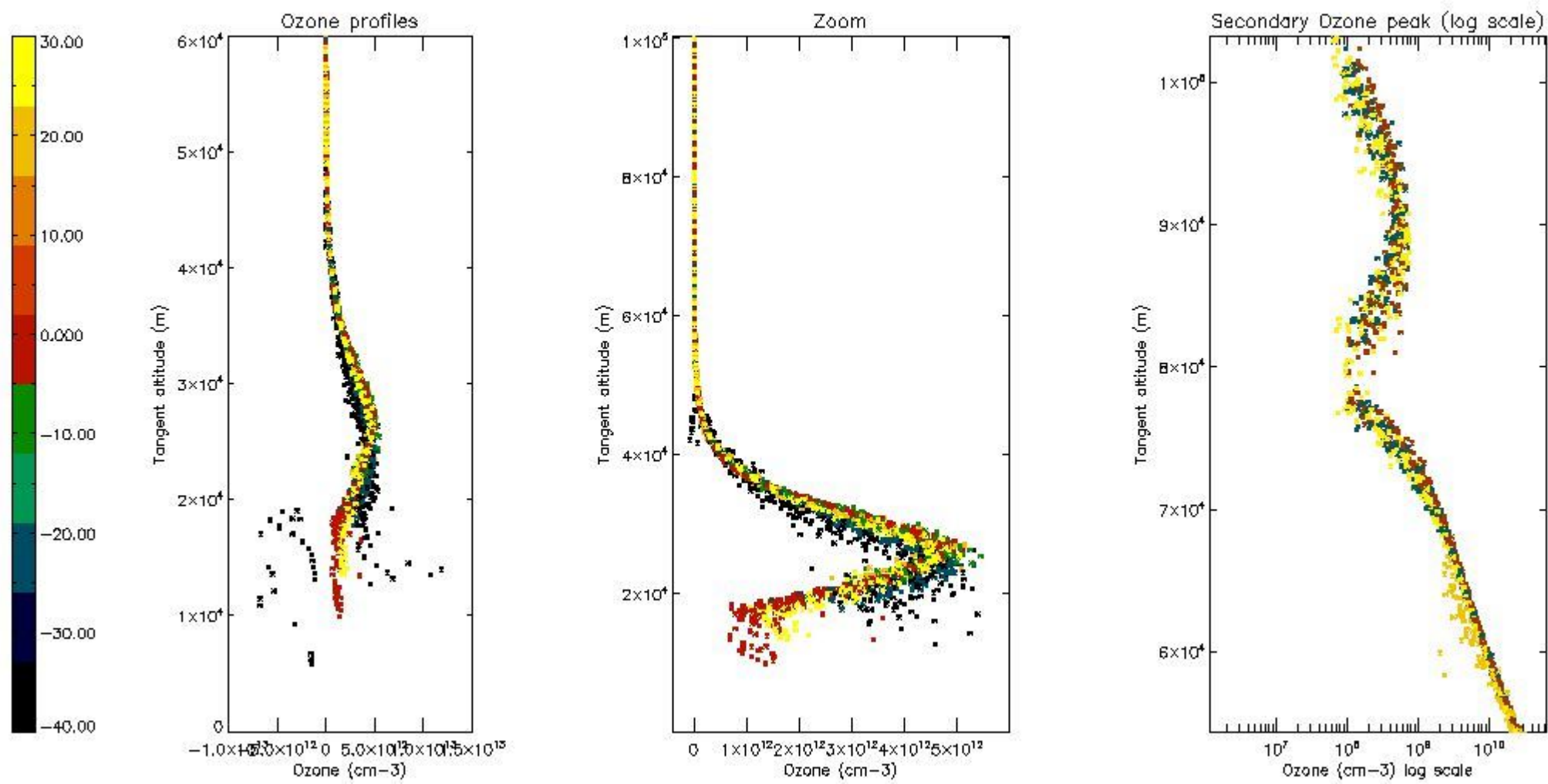
5.2 Plot ozone profiles for all STD (dark without errors)

The colorbar represents the latitude.



5.3 Plot ozone profiles where STD < 20% (dark without errors)

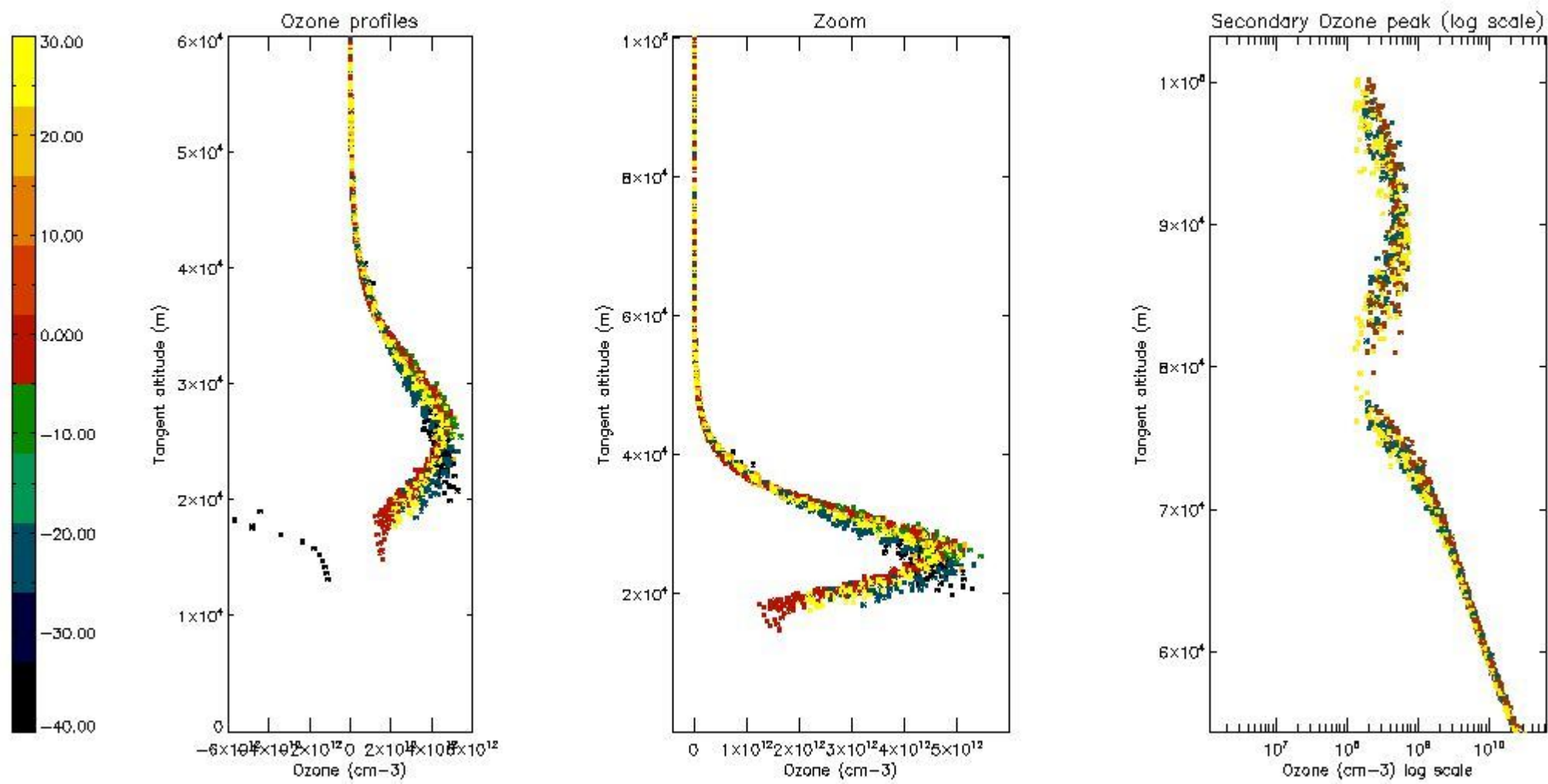
The colorbar represents the latitude.



*5.4 Plot ozone profiles where STD < 10% (dark without errors)*

The colorbar represents the latitude.

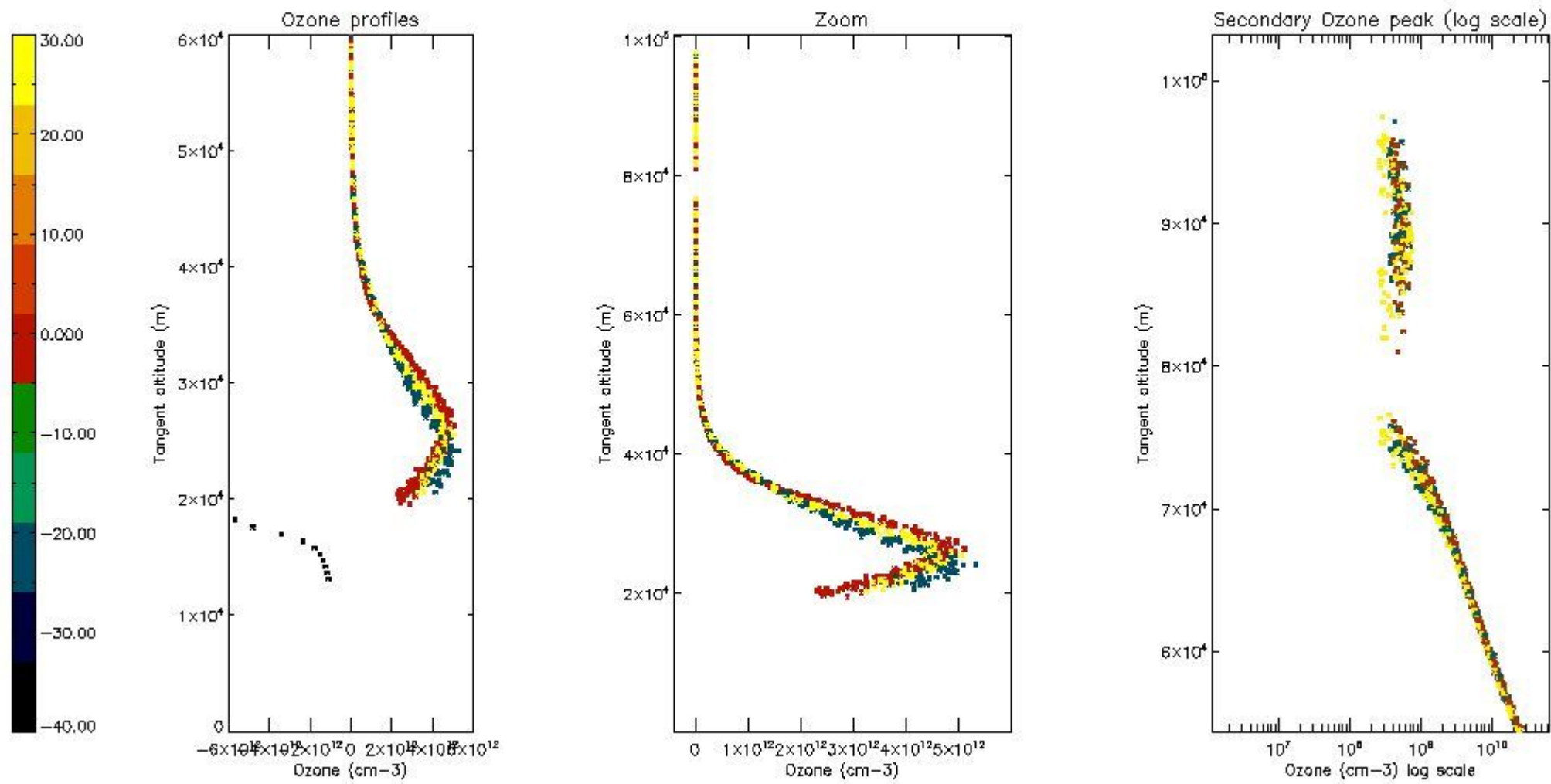




*5.5 Plot ozone profiles where STD < 5% (dark without errors)*

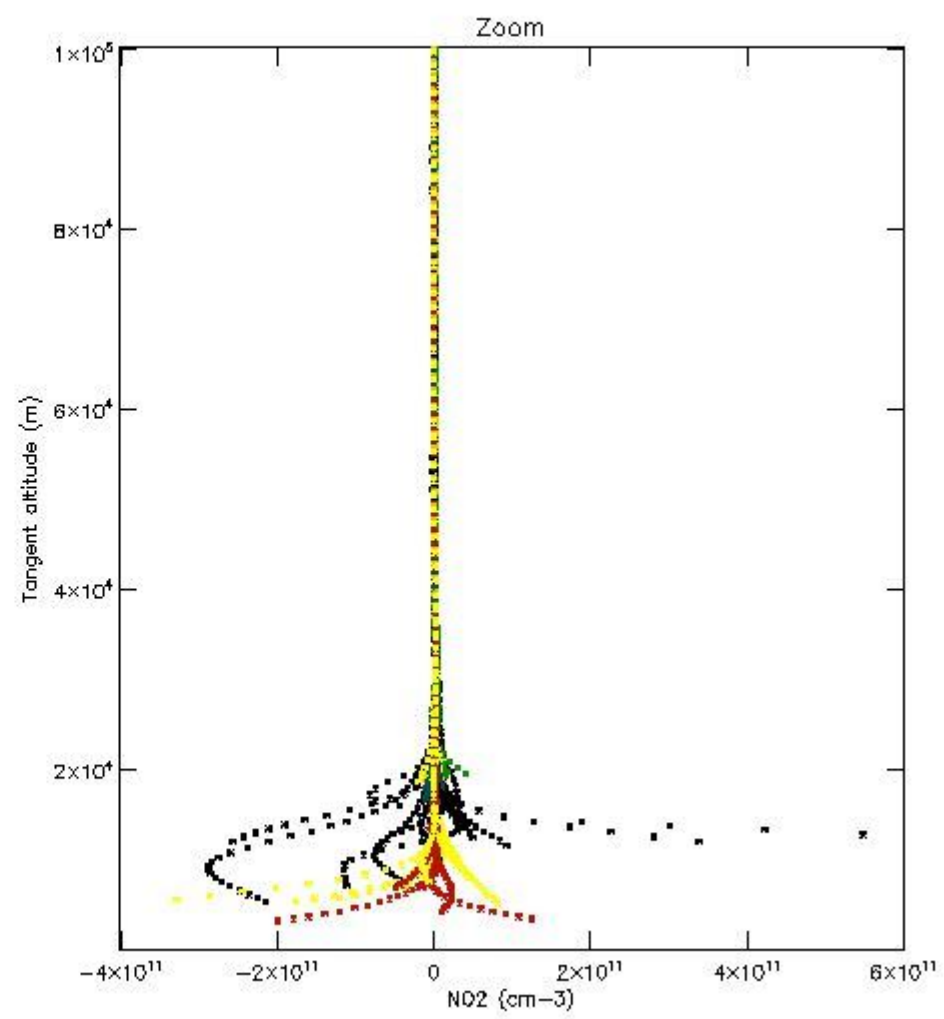
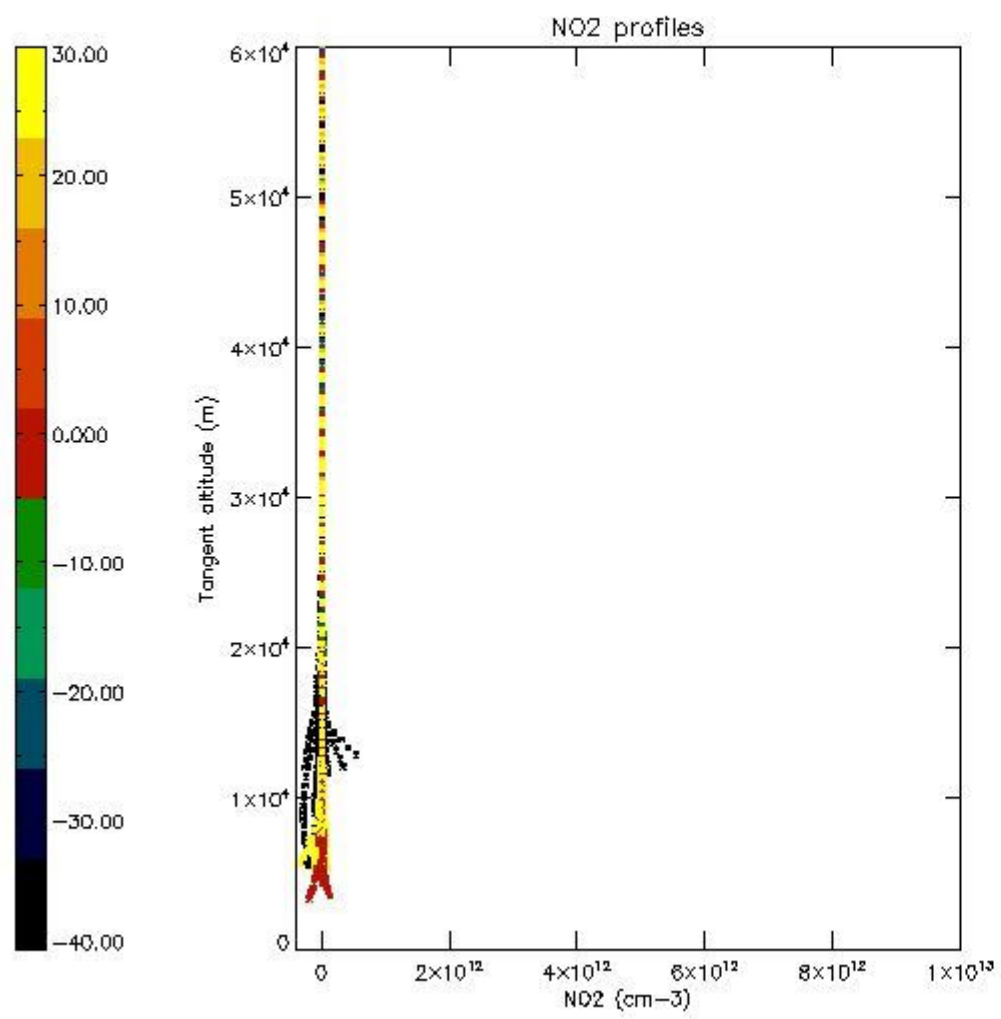
The colorbar represents the latitude.





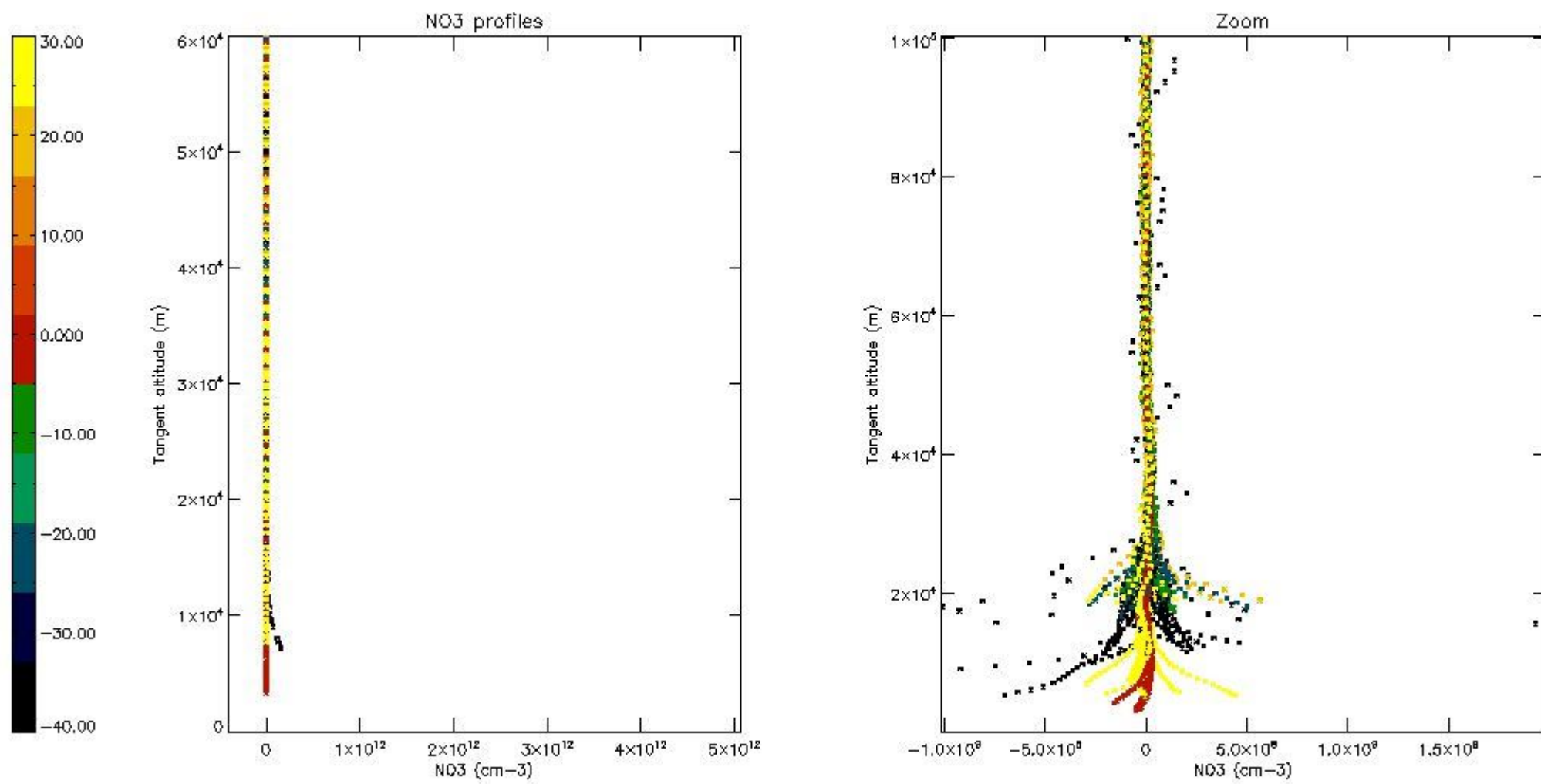
*5.6 Plot NO<sub>2</sub> profiles for all STD (dark without errors)*

The colorbar represents the latitude.



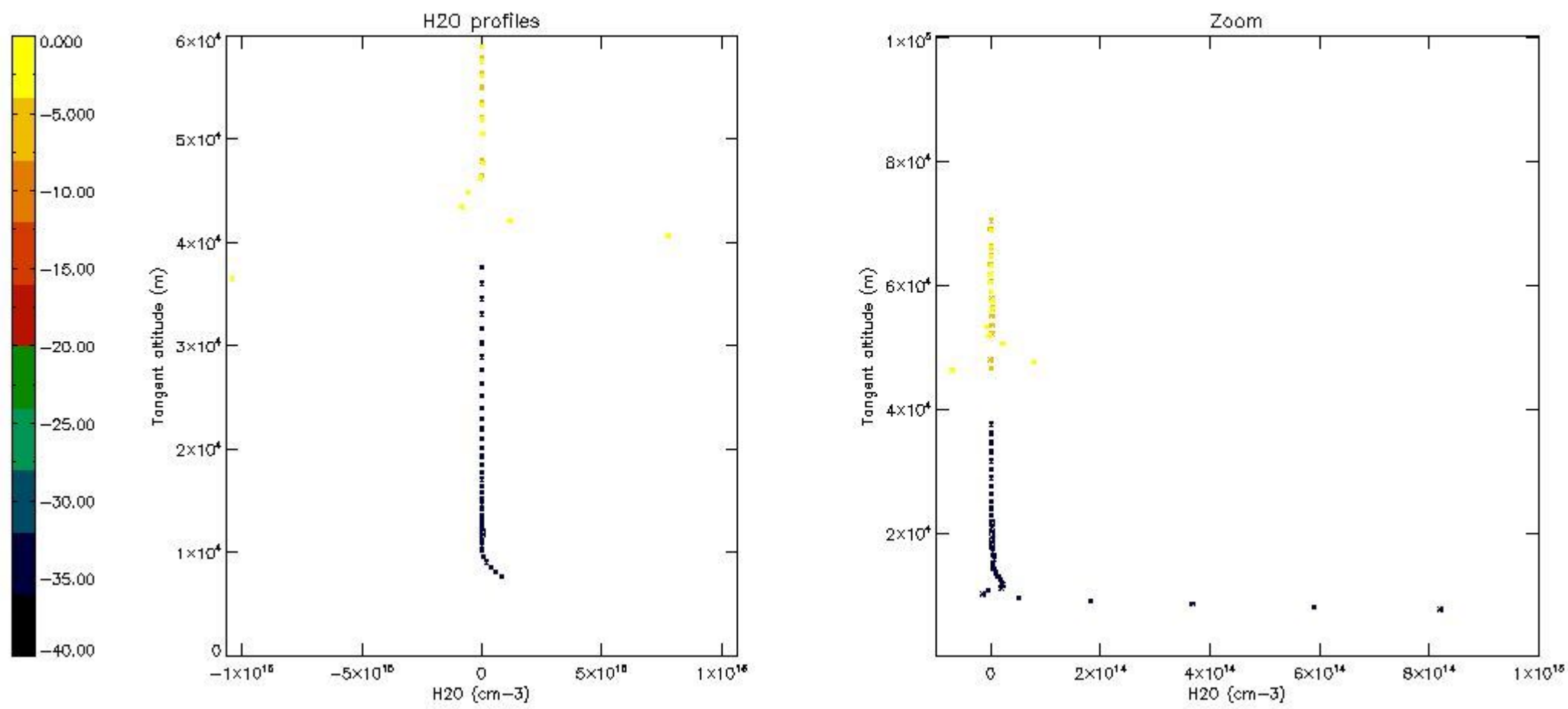
*5.7 Plot NO3 profiles for all STD (dark without errors)*

The colorbar represents the latitude.



*5.8 Plot H2O profiles for all STD (only for occultations of stars 1,2,3,4,13,14,16,26,63 dark without errors)*

The colorbar represents the latitude.

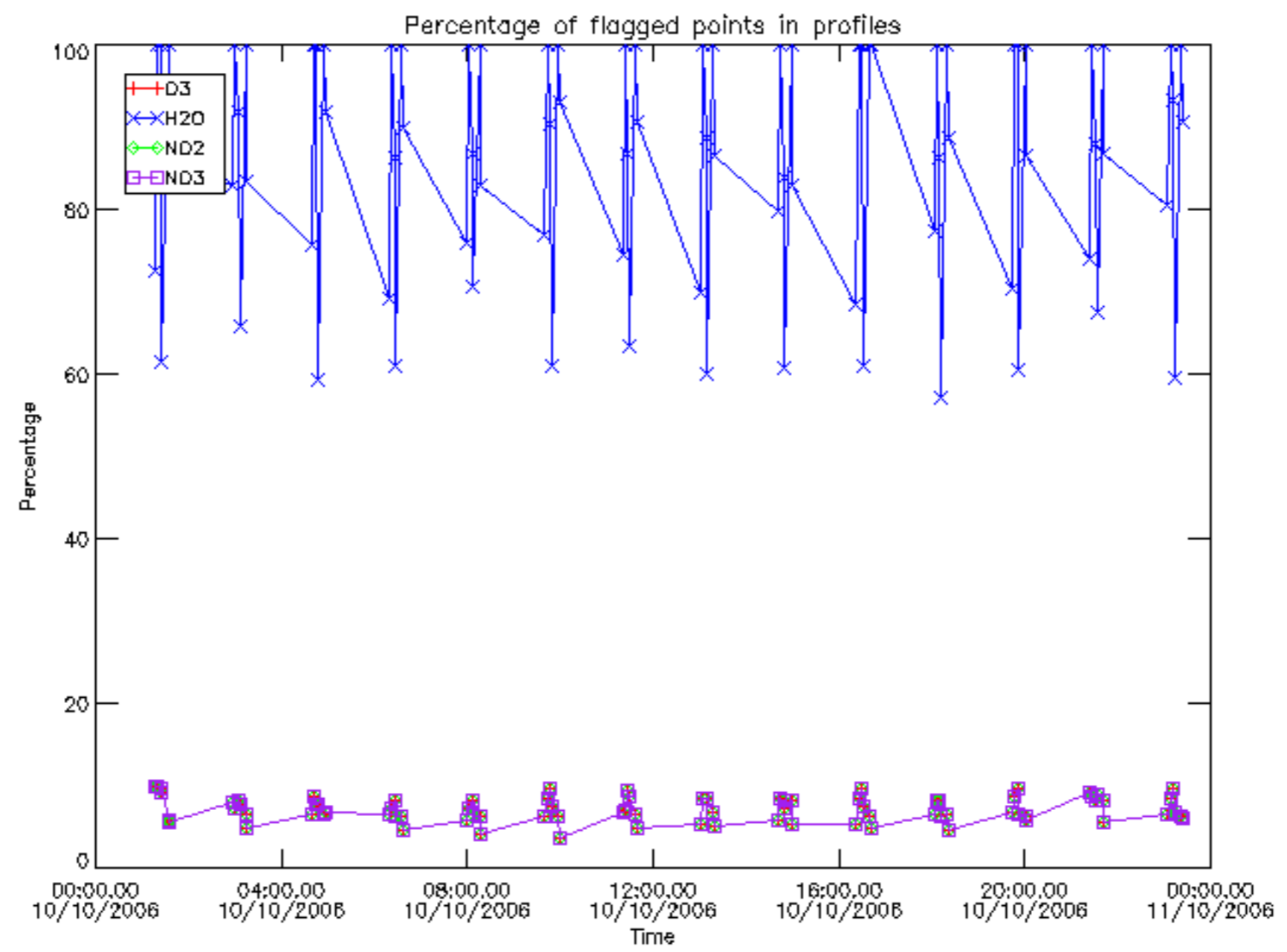


## 6. Auxiliary Data Files used for the production reported in section 2

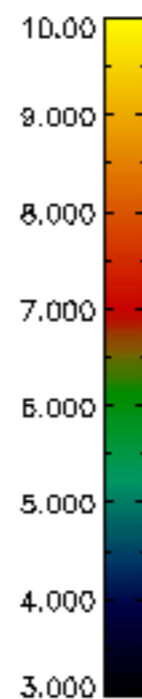
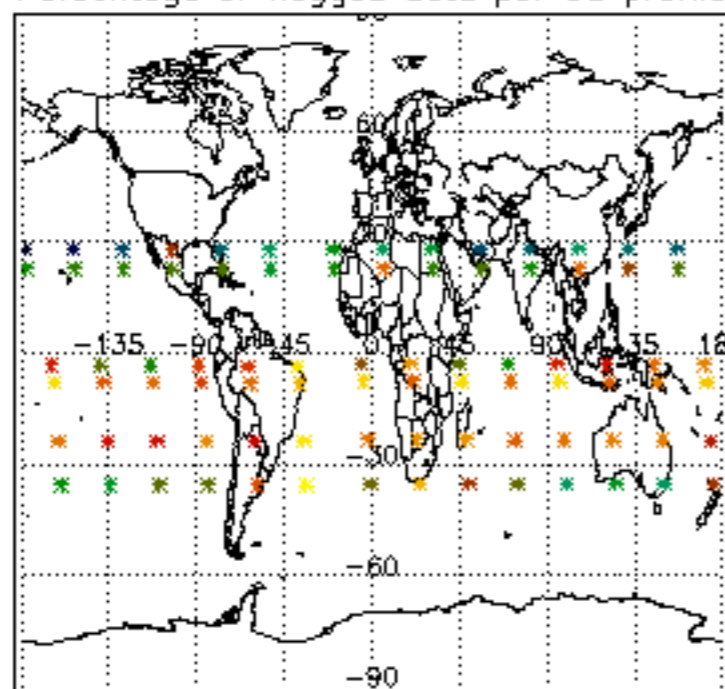
The number reported in the third column indicates since which file (see list in section 2) the corresponding auxiliary file has been used. The fourth column is the date of those product files.

Type	Auxiliary Filename	Used since product	Used since product date
INST_PHYS_CHARACTERISTICS	GOM_INS_AXVIEC20091111_143220_20030716_120000_20500101_000000	1	10-OCT-2006 00:06:36
LEVEL-2_PROC_CONFIG	GOM_PR2_AXVIEC20091111_152718_20020301_000000_20500101_000000	1	10-OCT-2006 00:06:36
CROSS_SECTIONS_FILE	GOM_CRS_AXVIEC20091111_154832_20020301_000000_20500101_000000	1	10-OCT-2006 00:06:36

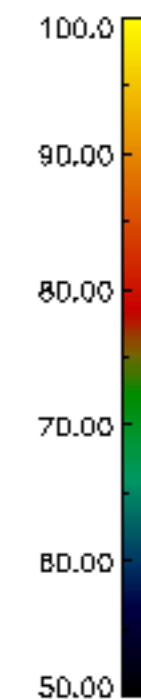
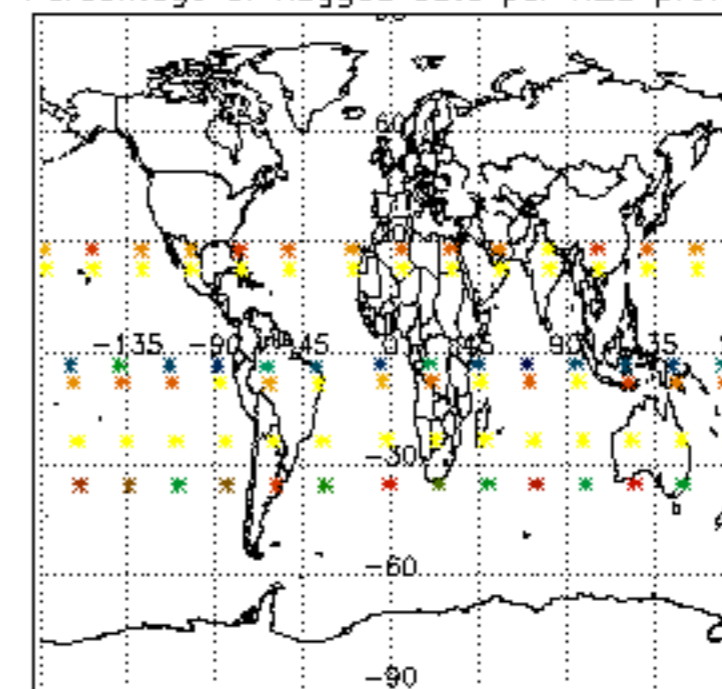




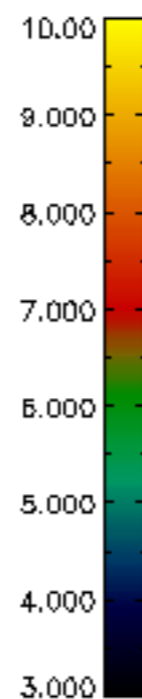
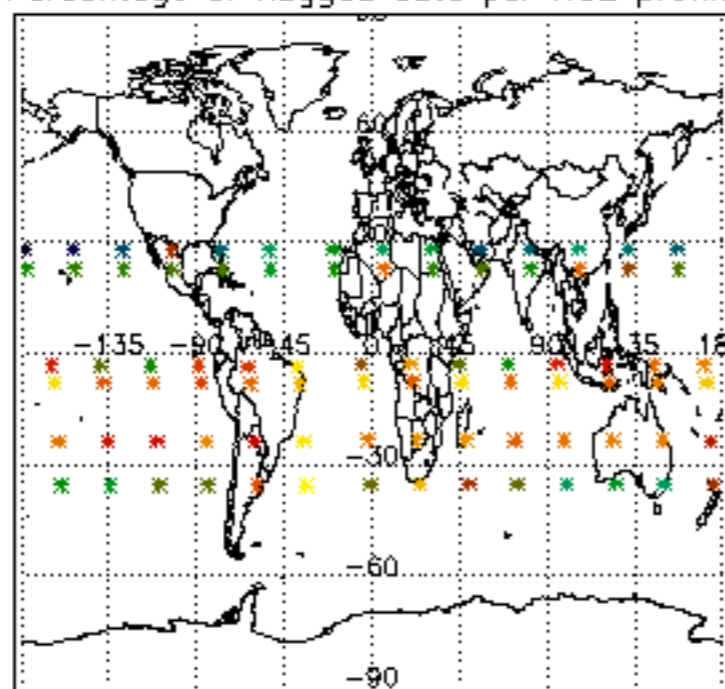
Percentage of flagged data per D3 profile



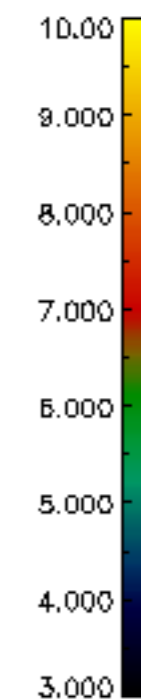
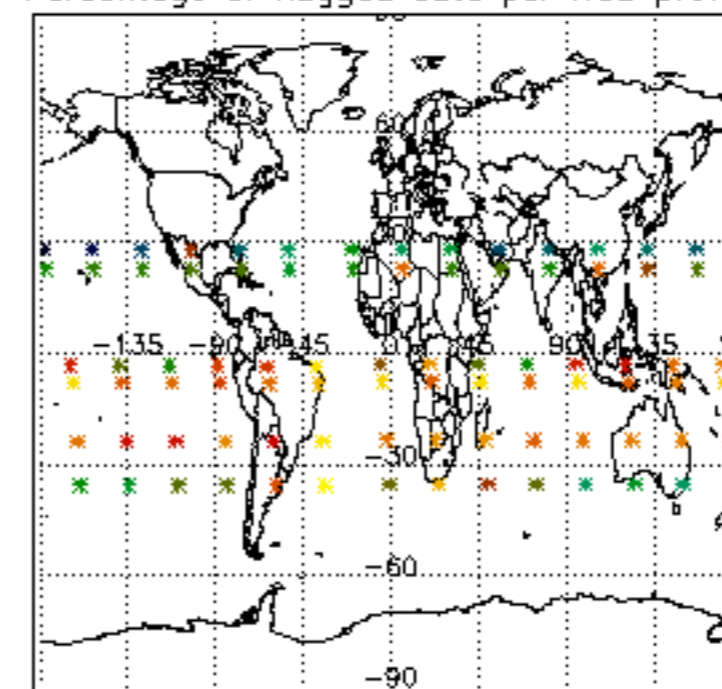
Percentage of flagged data per H2O profile

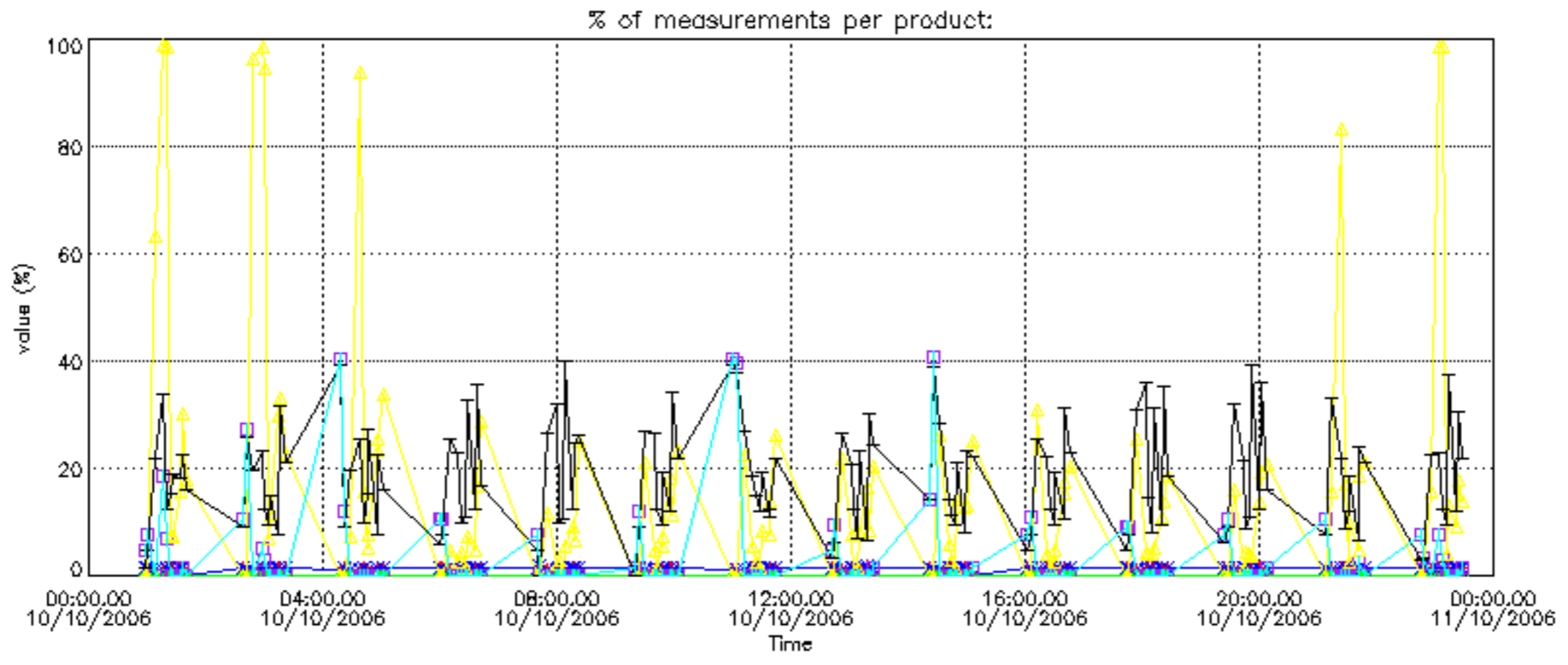


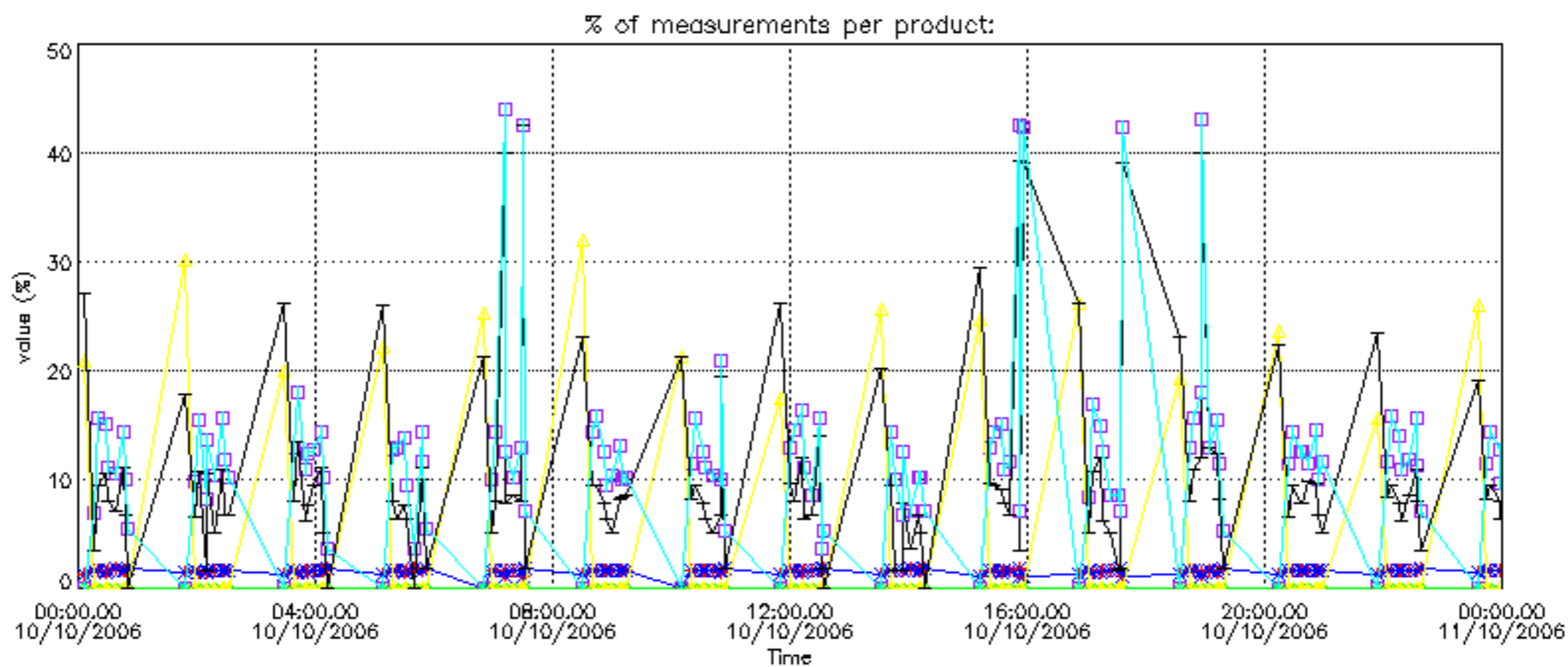
Percentage of flagged data per NO2 profile



Percentage of flagged data per NO3 profile

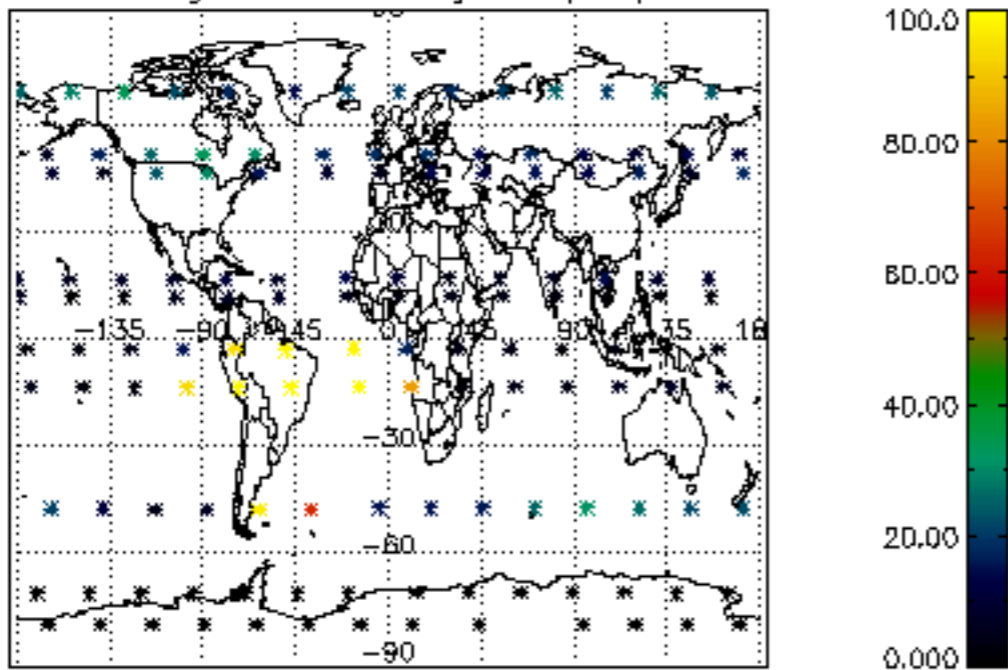




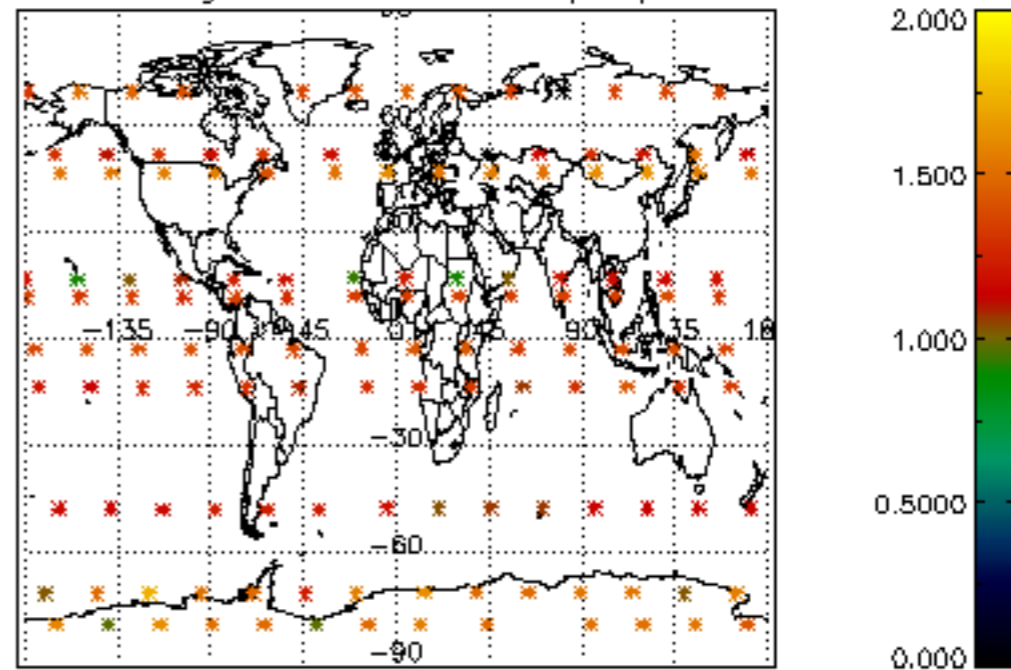




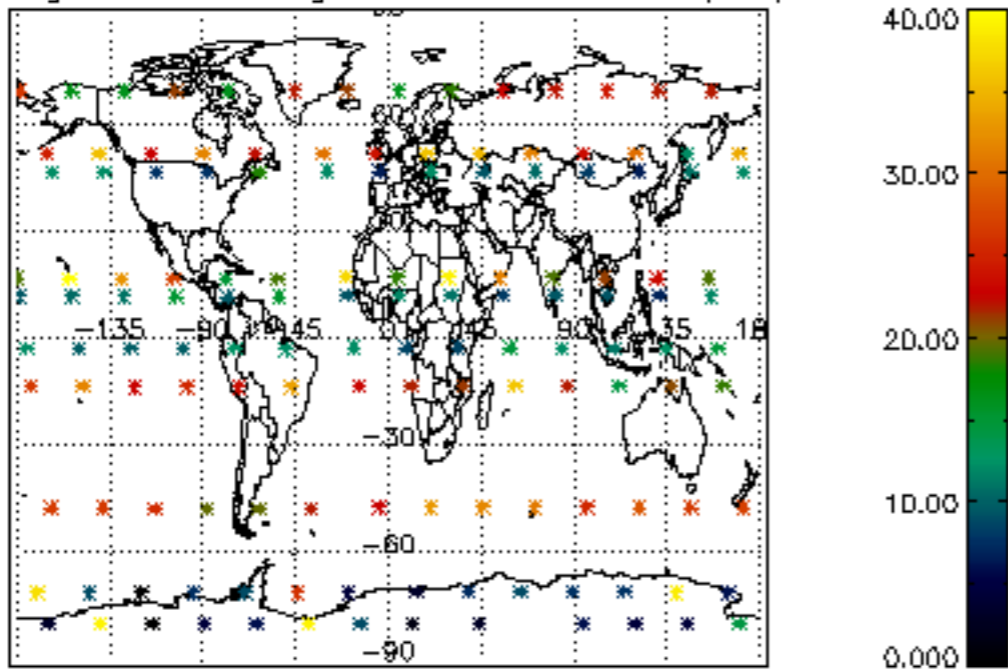
Percentage of cosmic ray hits per profile



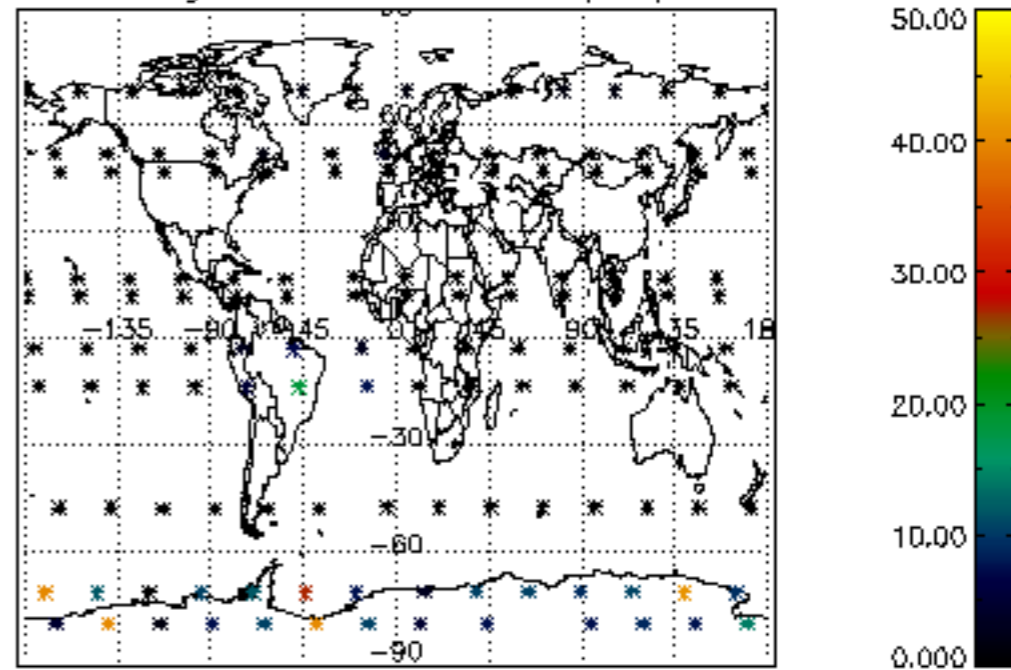
Percentage of datation errors per profile



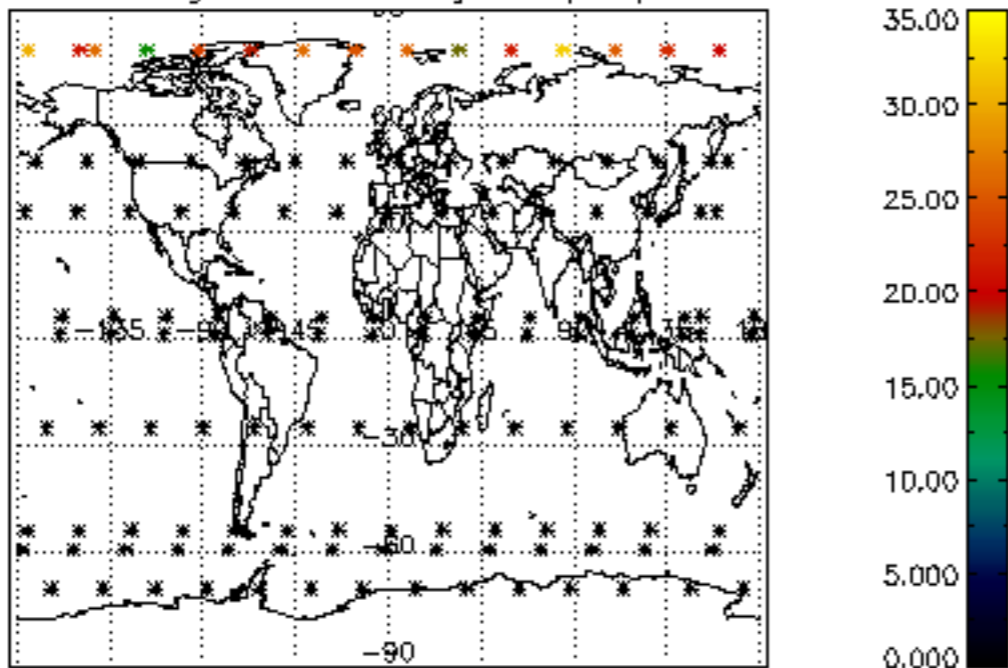
Percentage of star falling outside central band per profile



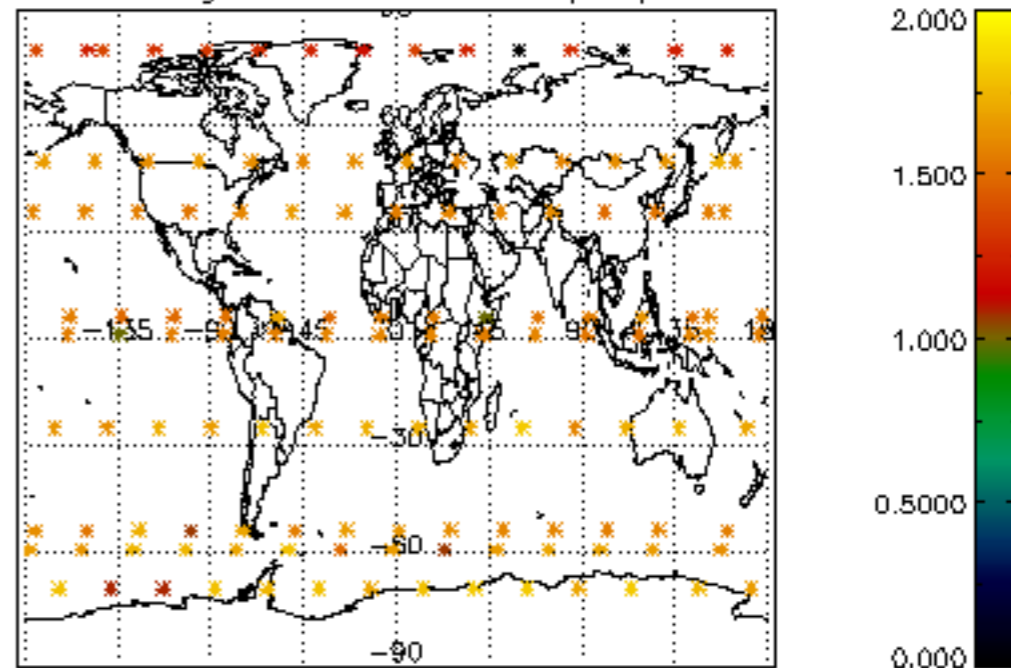
Percentage of saturation errors per profile



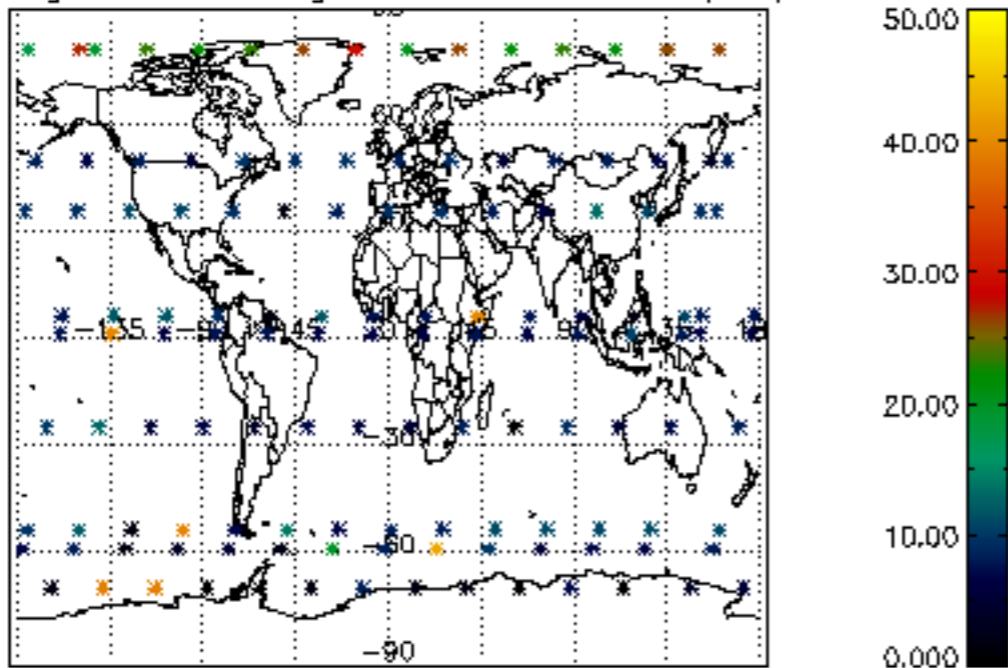
Percentage of cosmic ray hits per profile



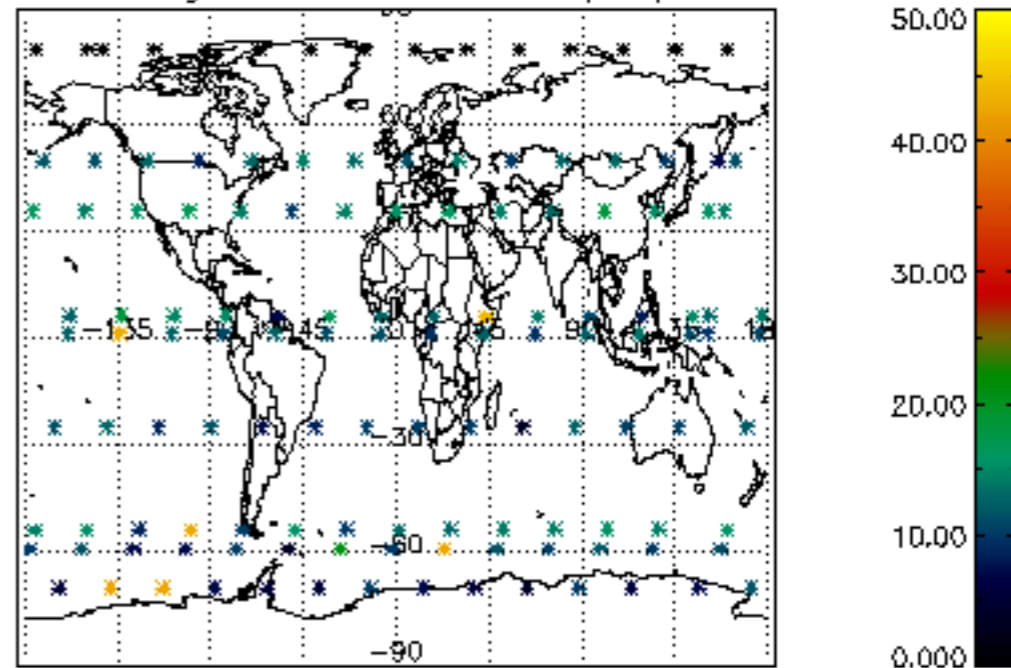
Percentage of datation errors per profile

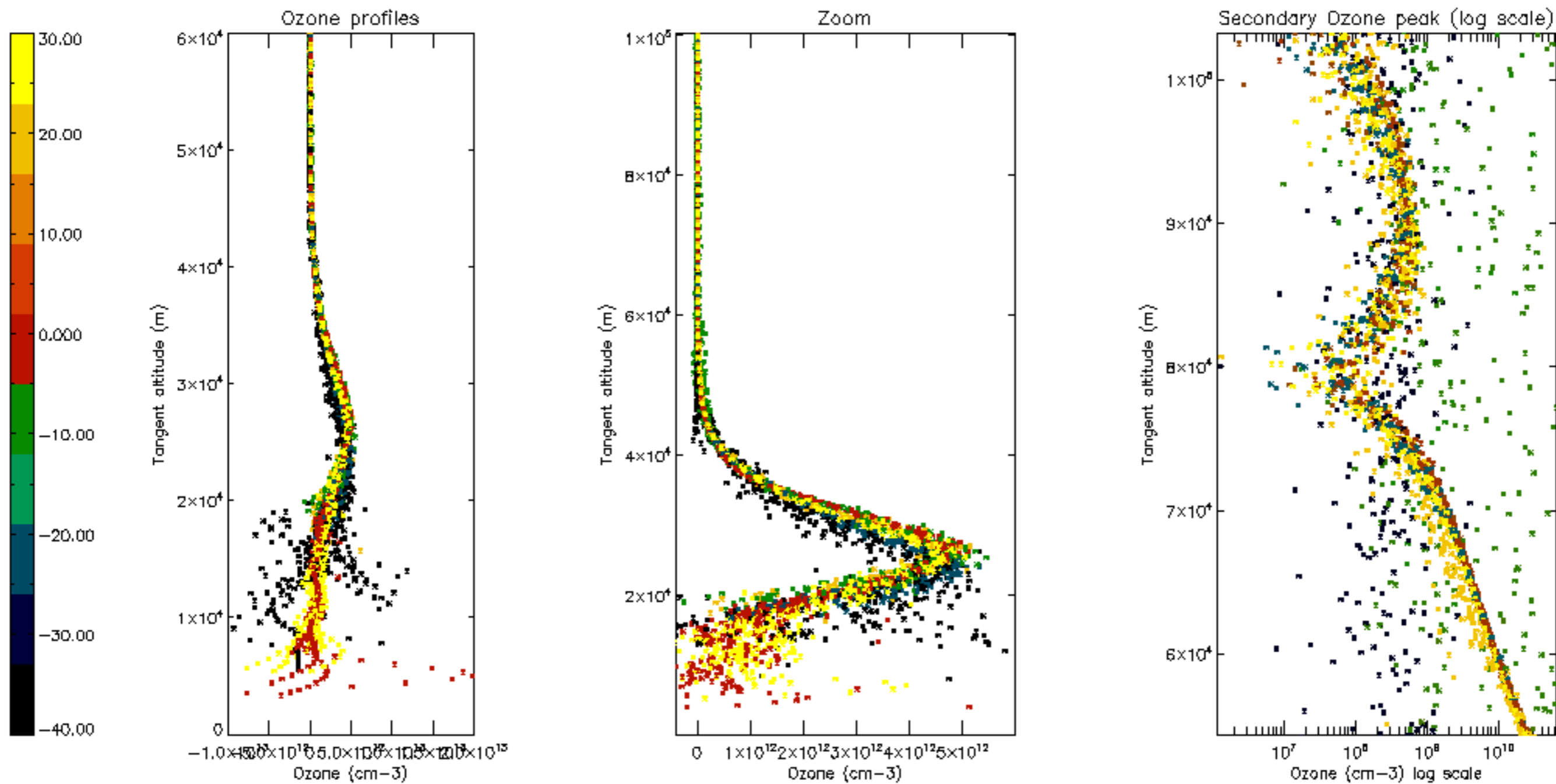


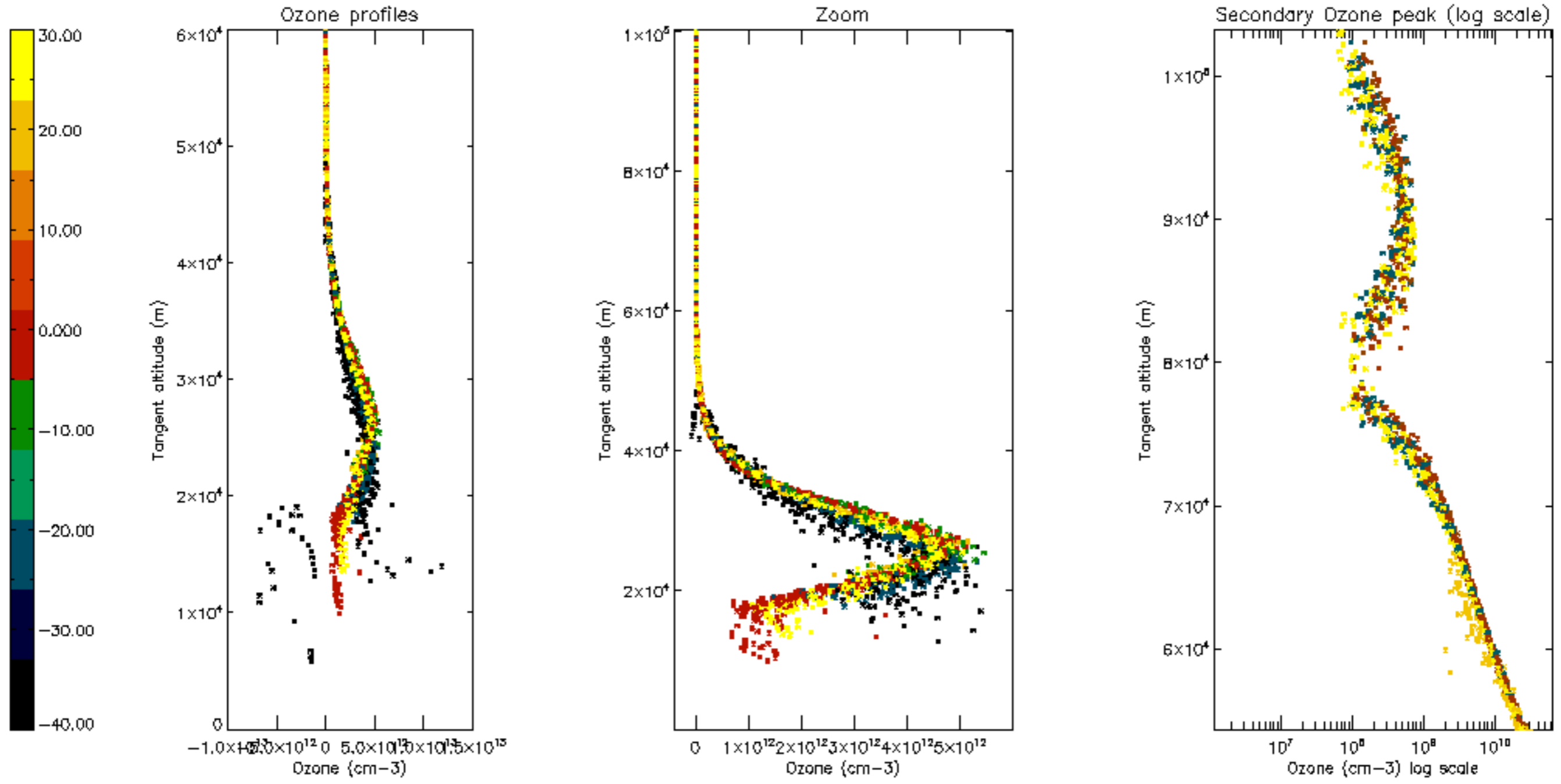
Percentage of star falling outside central band per profile



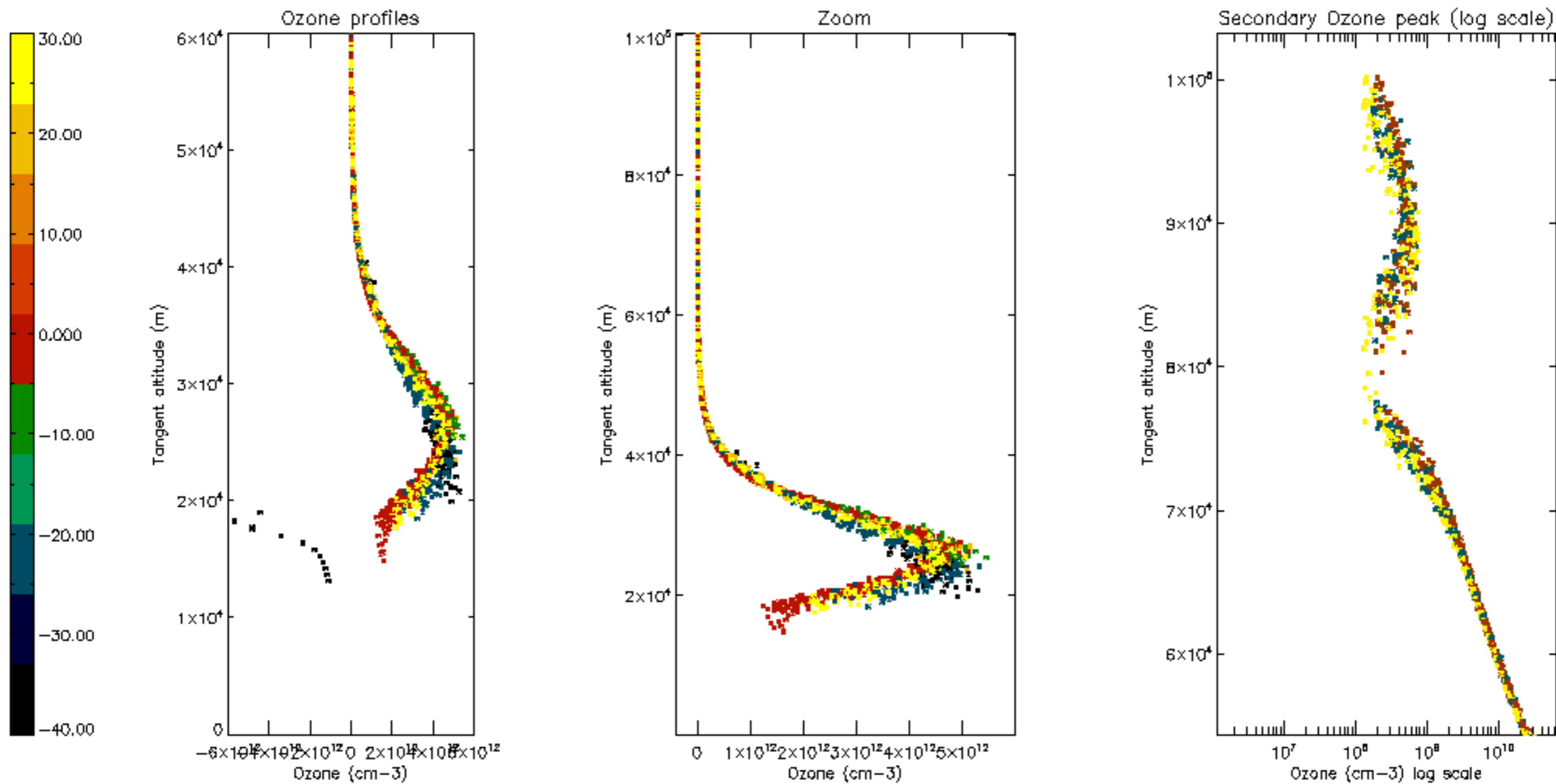
Percentage of saturation errors per profile

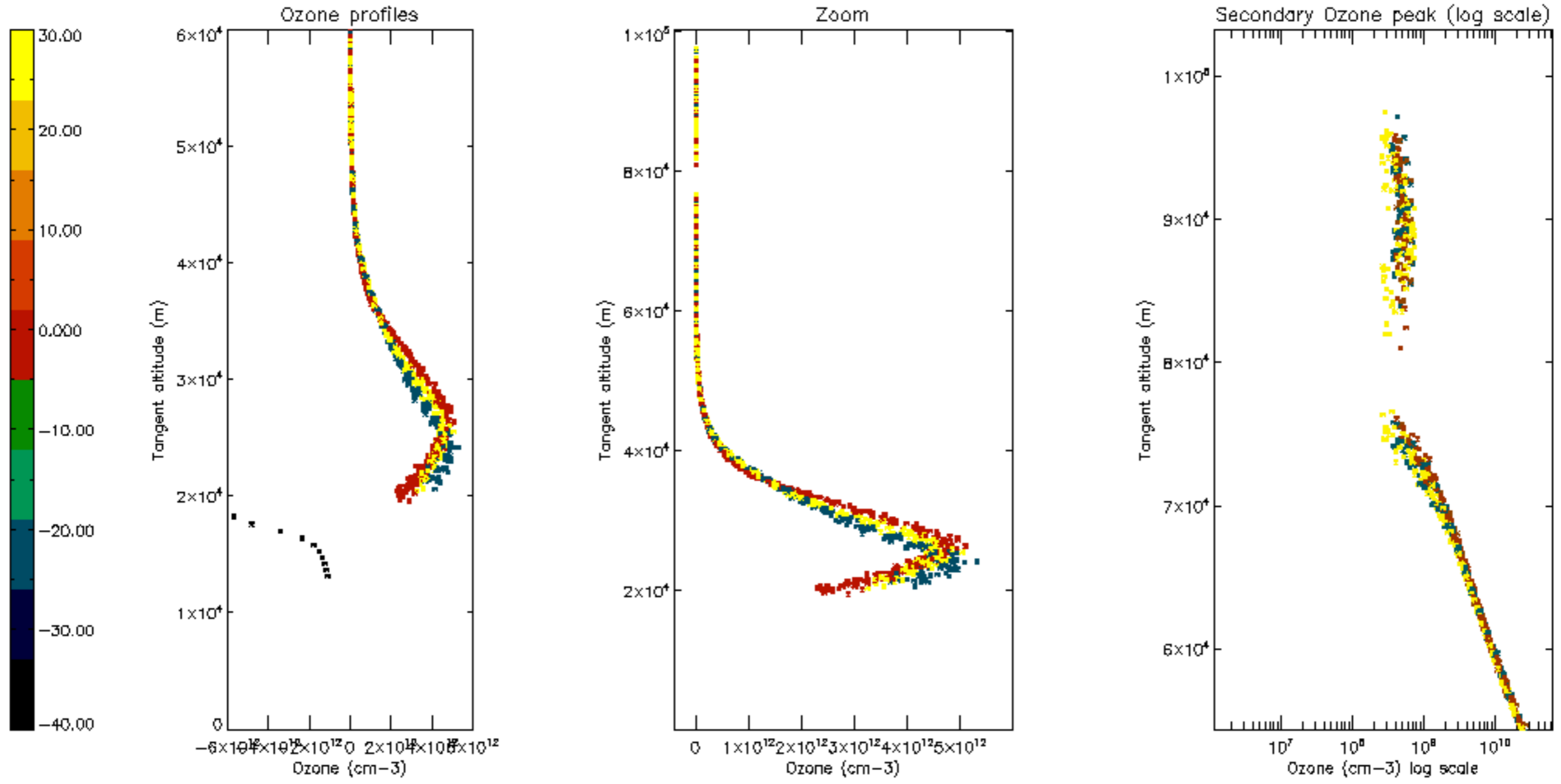


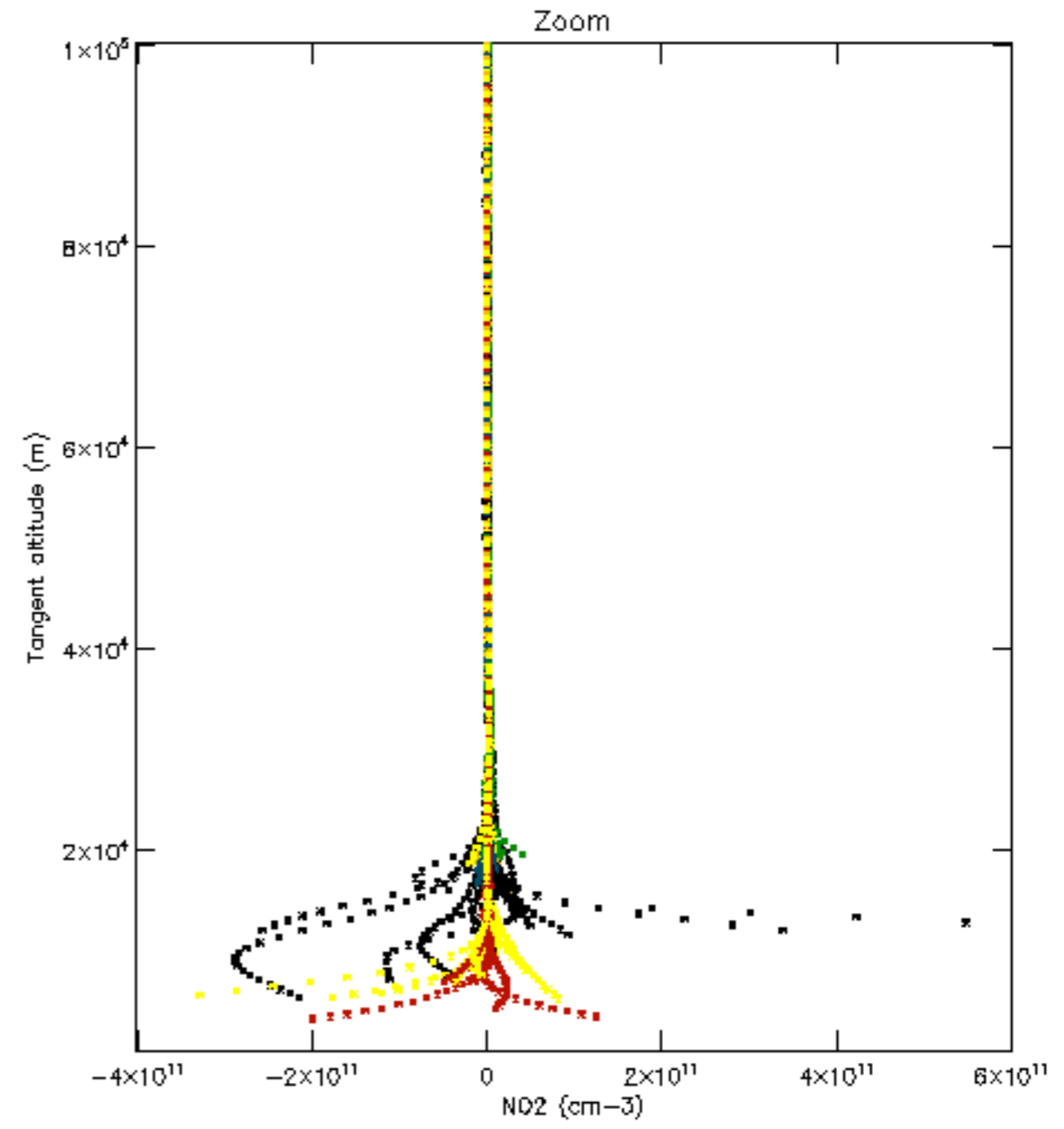
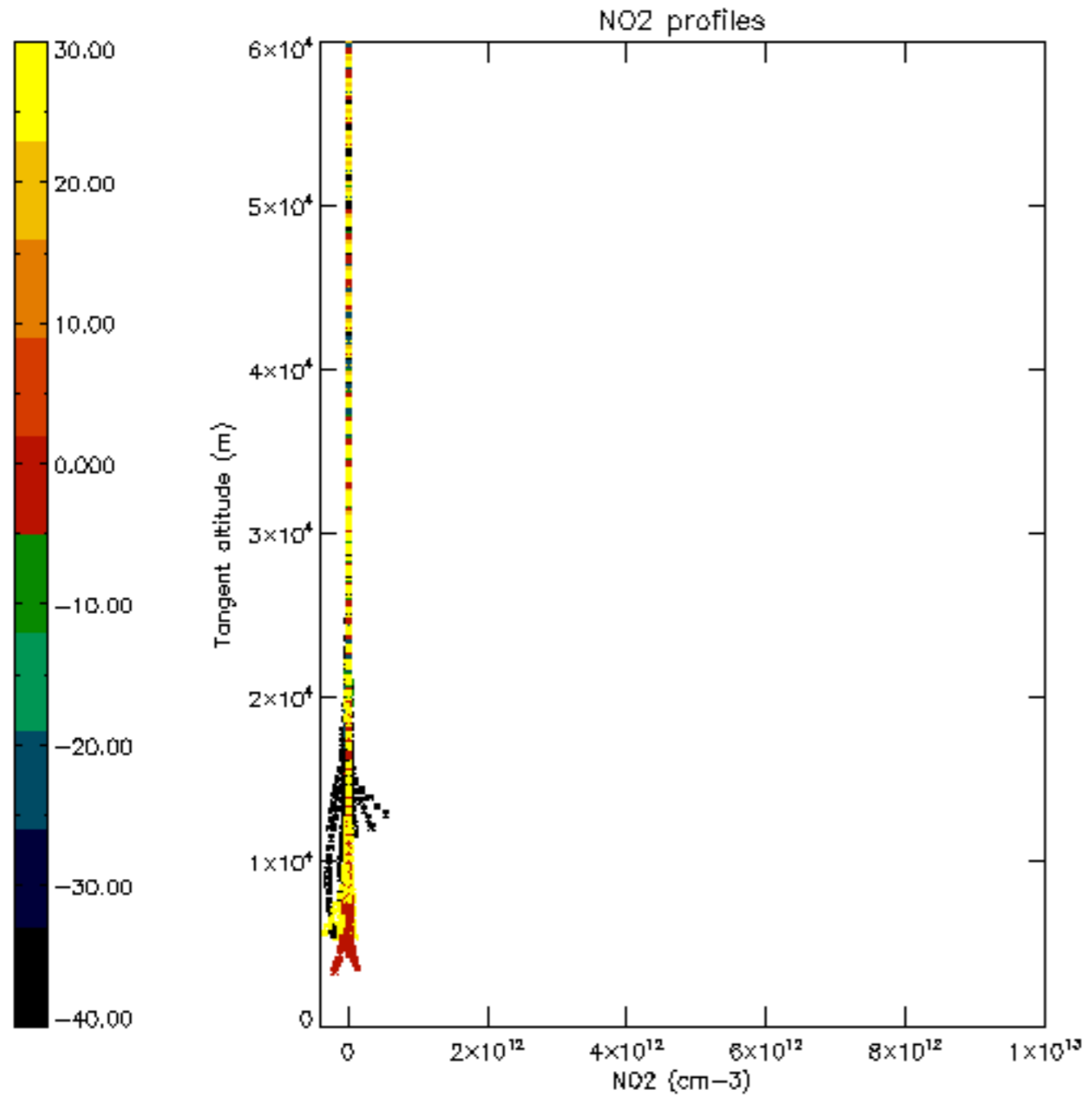


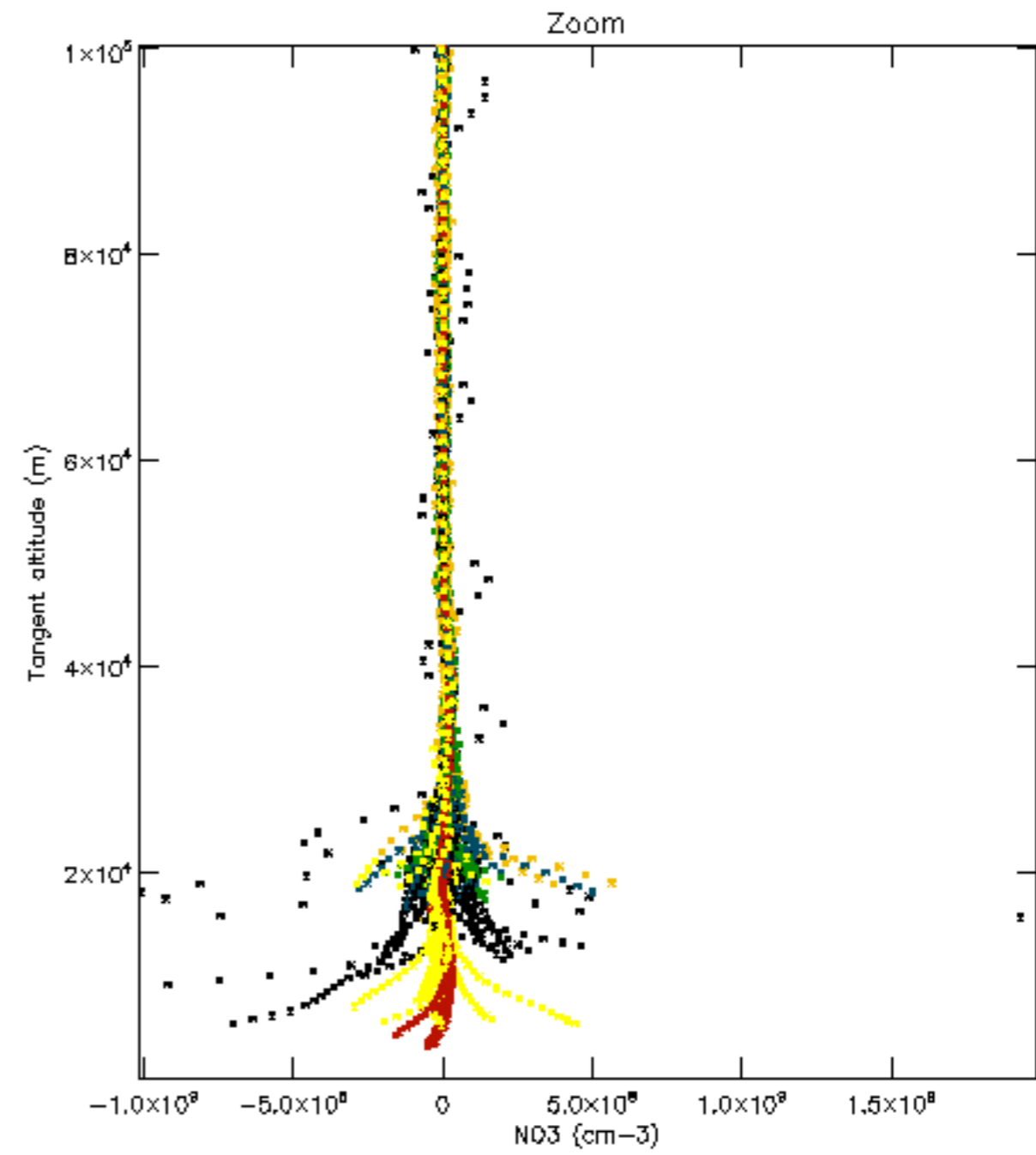
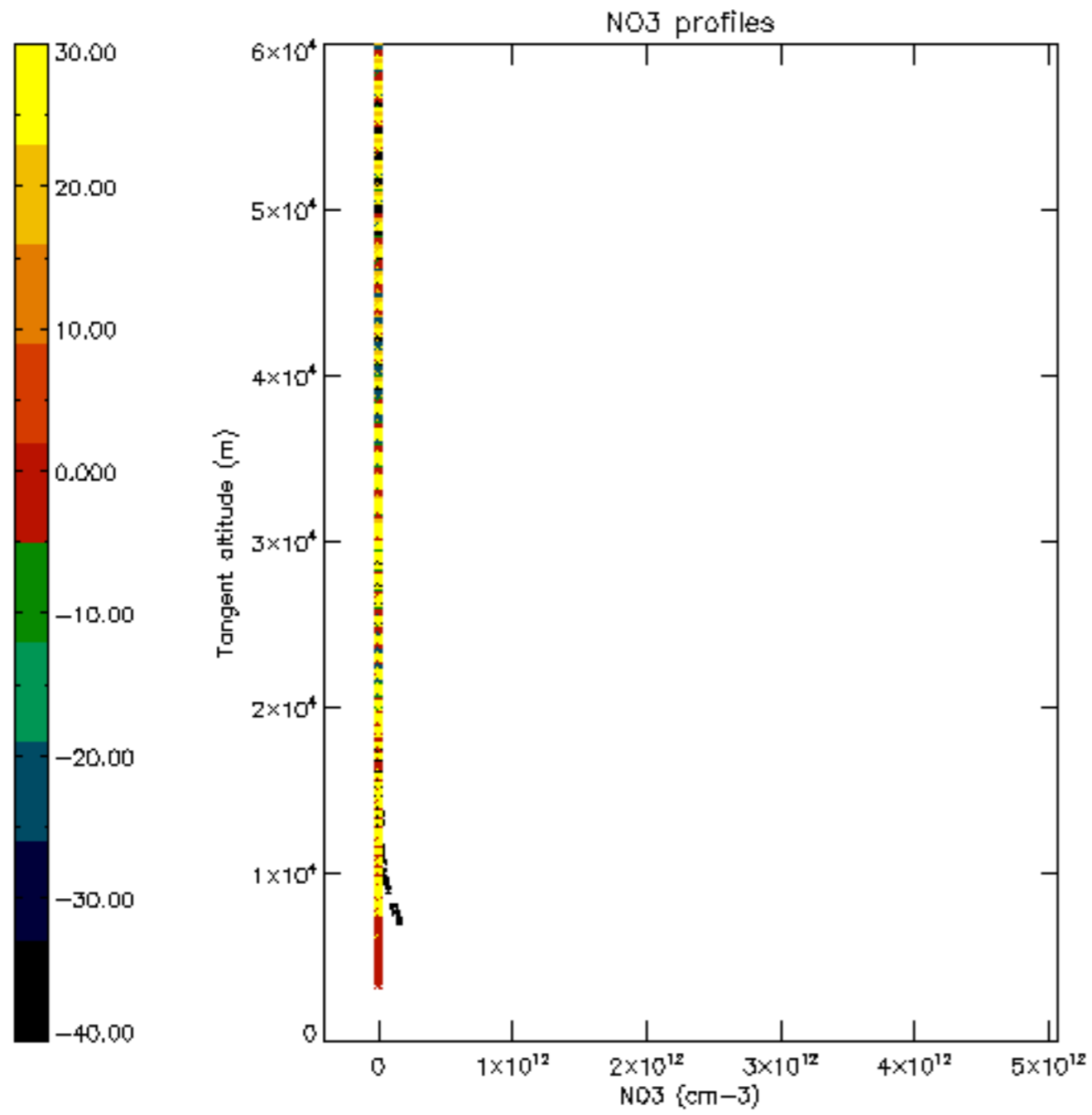




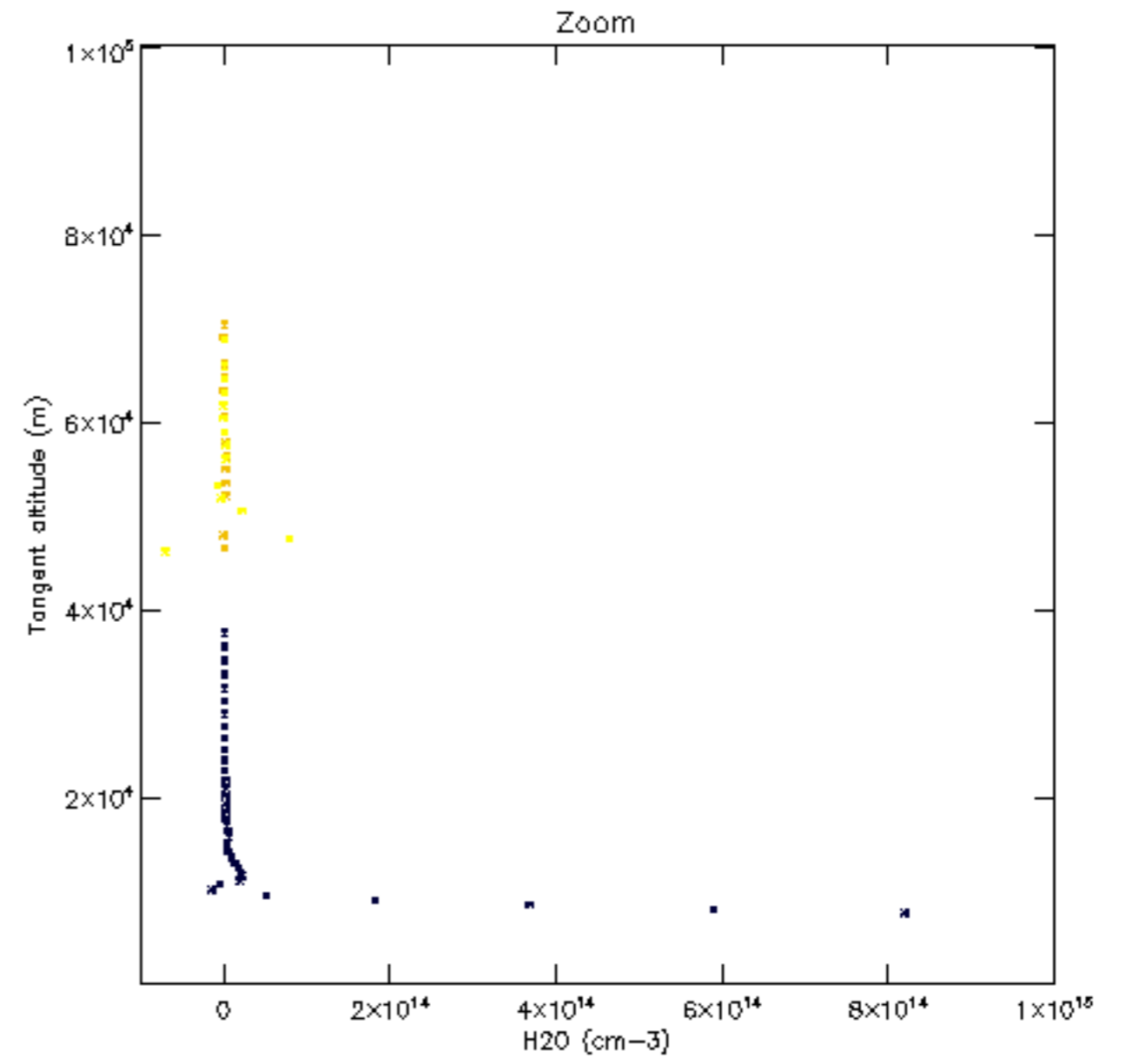
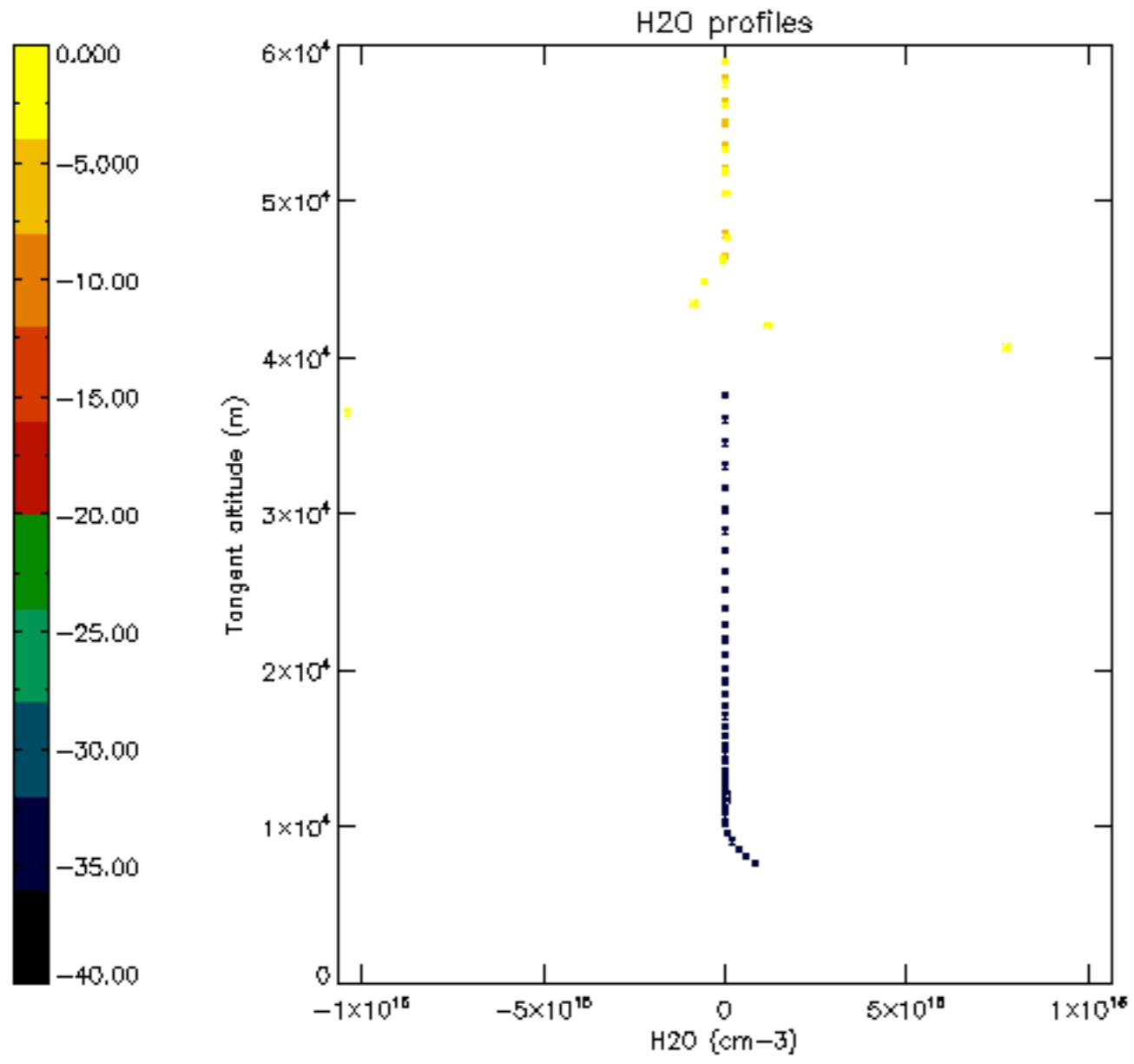


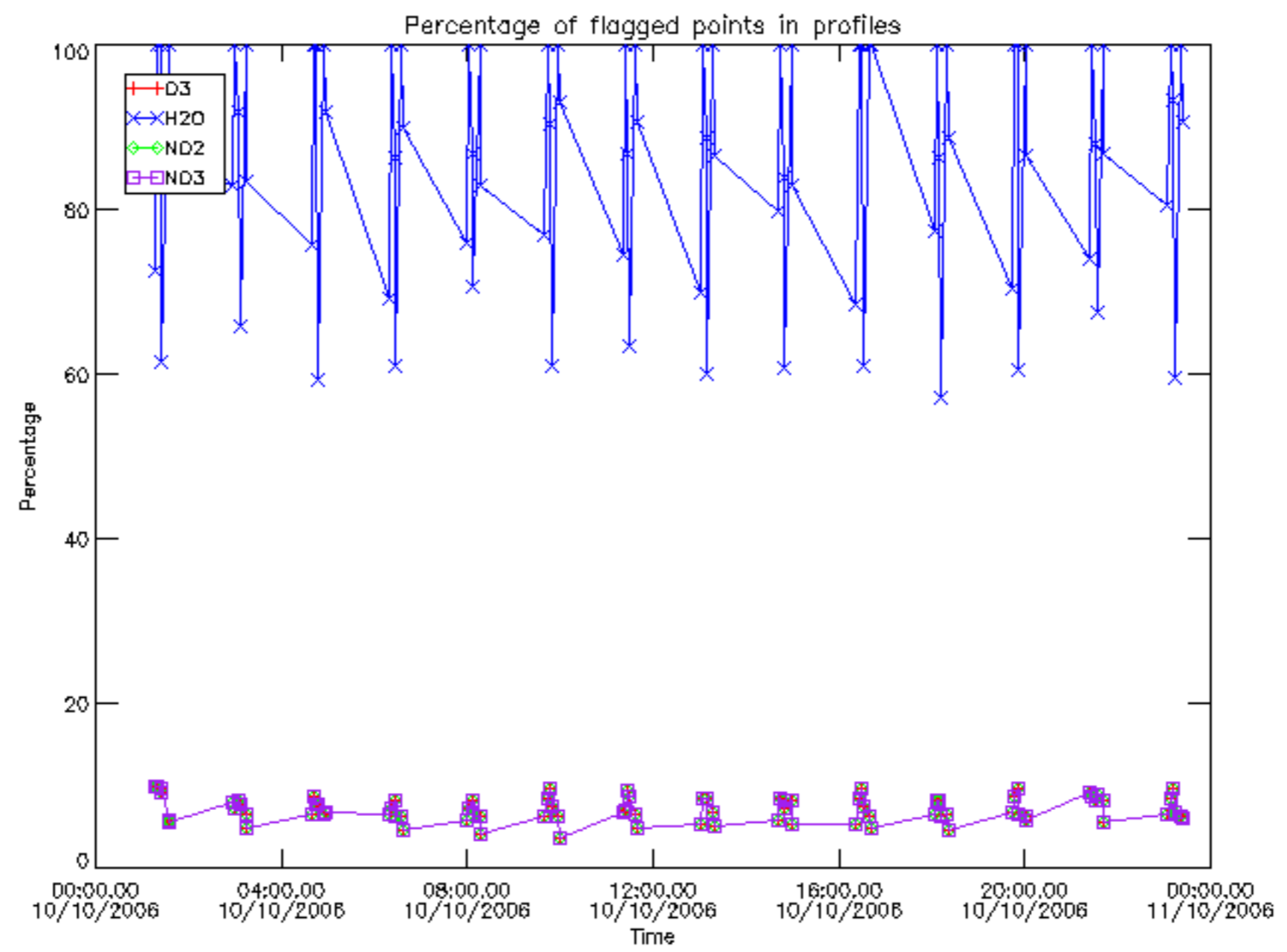




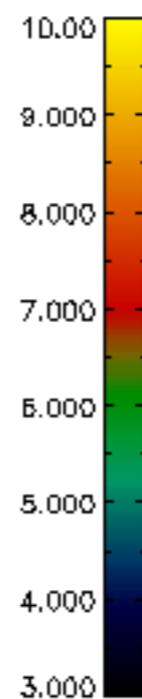
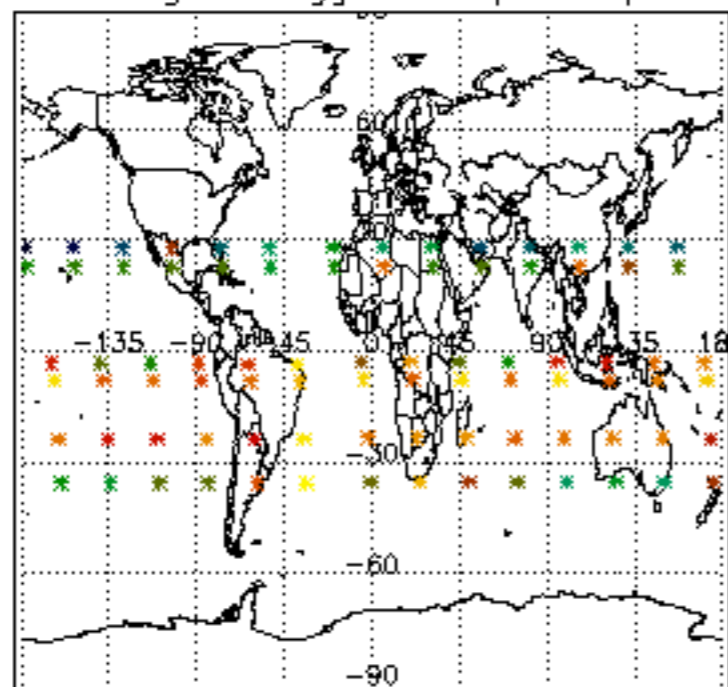




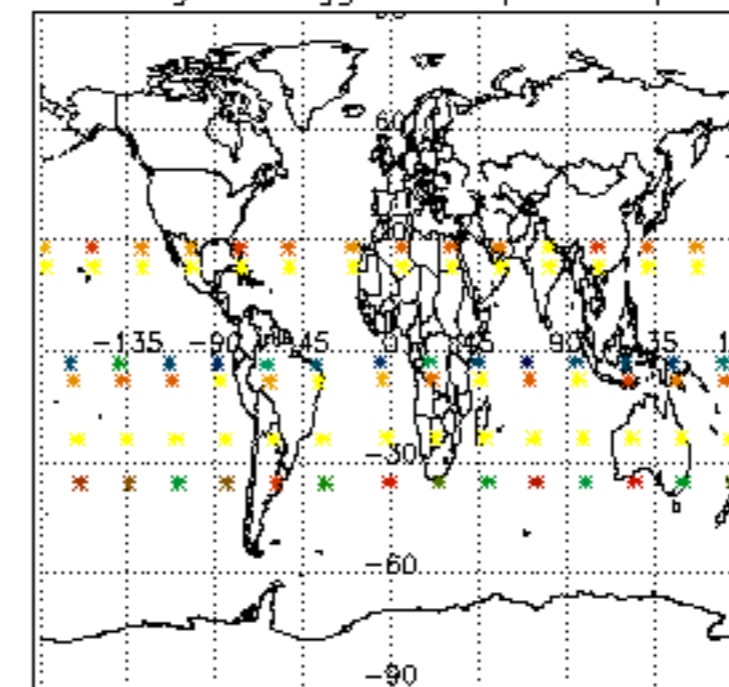




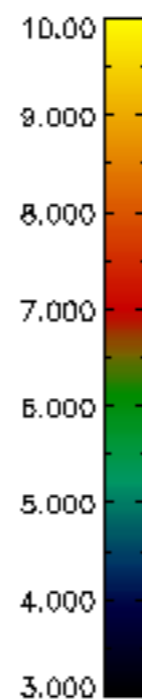
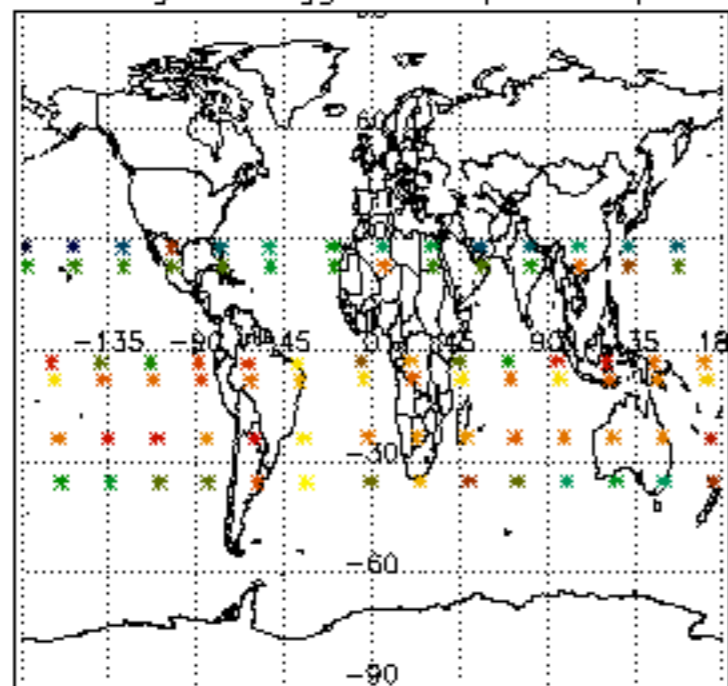
Percentage of flagged data per D3 profile



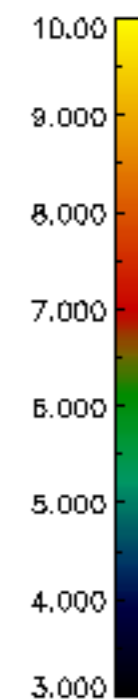
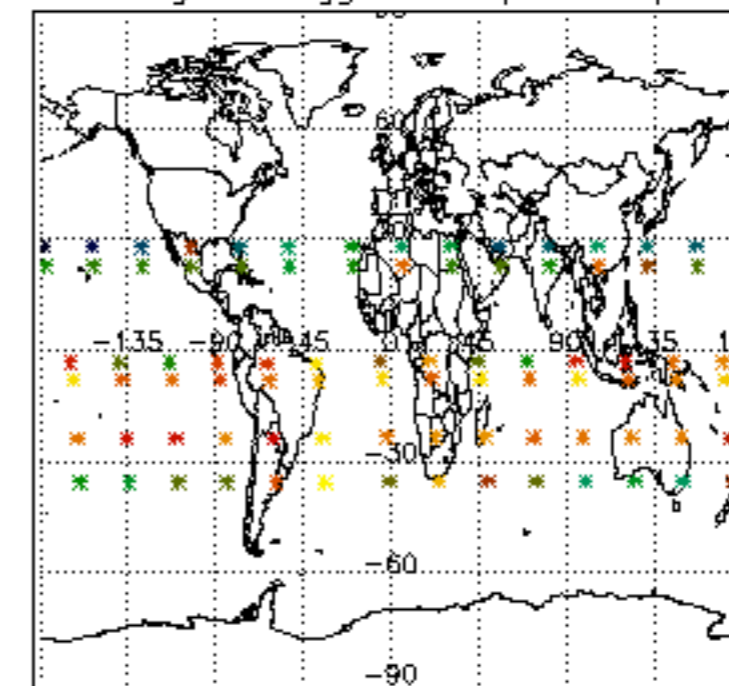
Percentage of flagged data per H2O profile

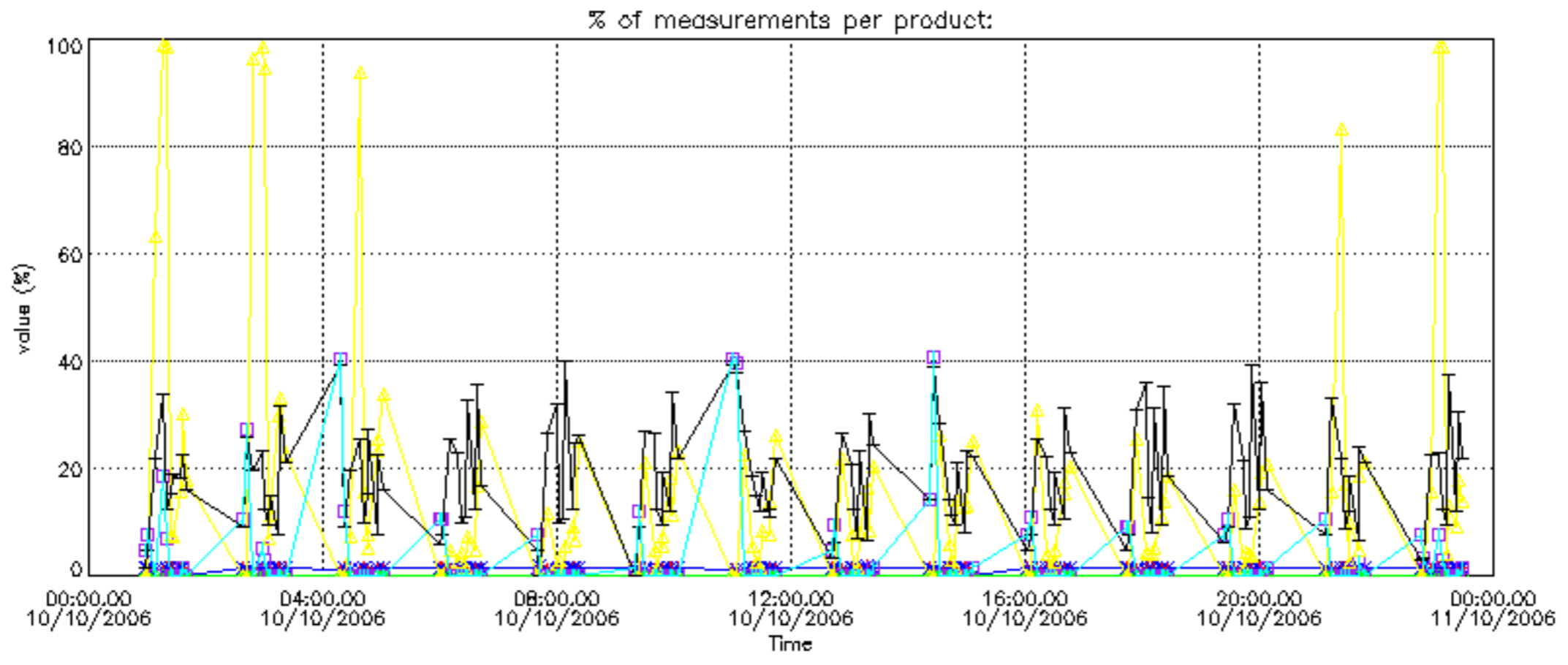


Percentage of flagged data per NO2 profile

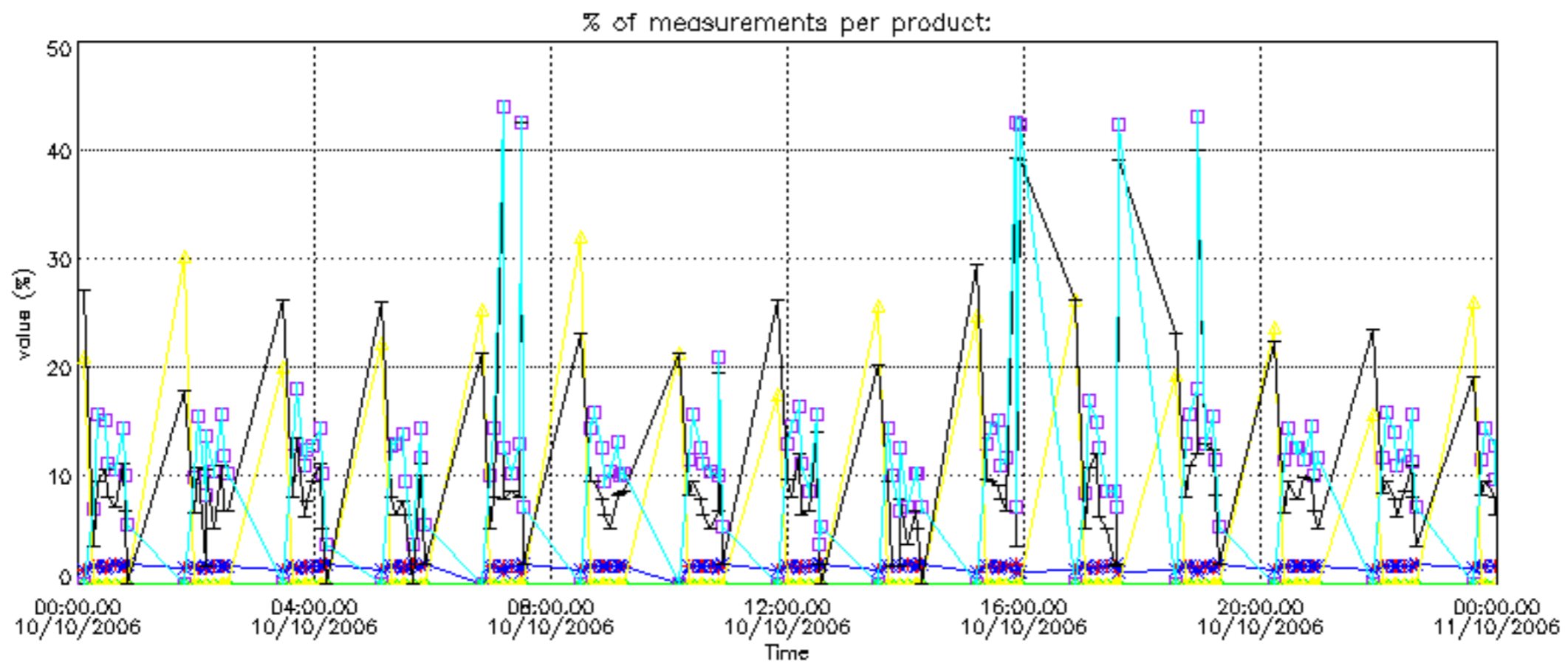


Percentage of flagged data per NO3 profile

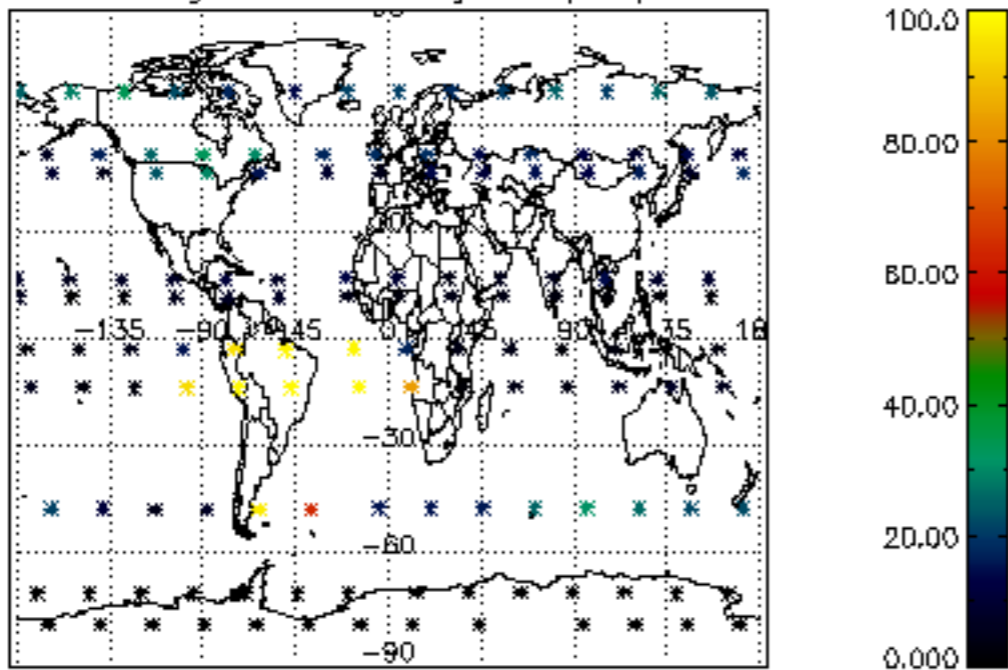




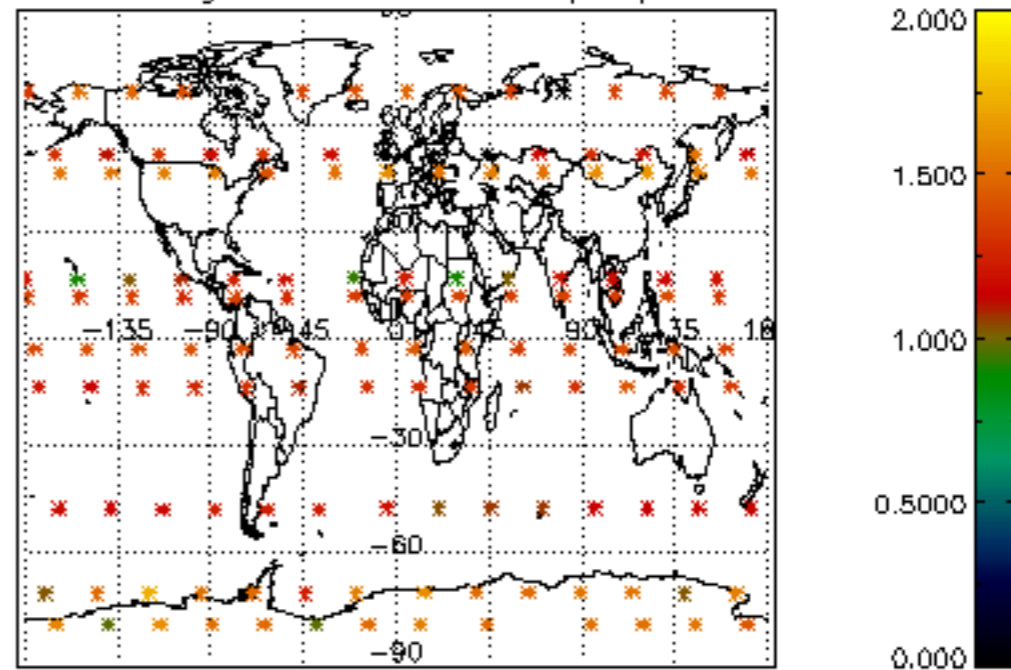




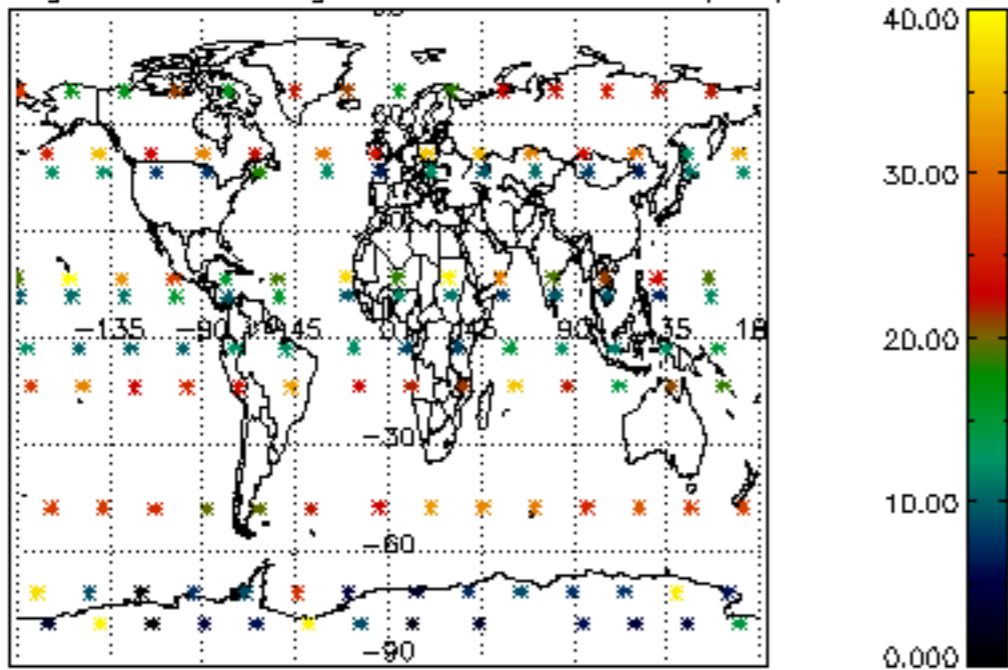
Percentage of cosmic ray hits per profile



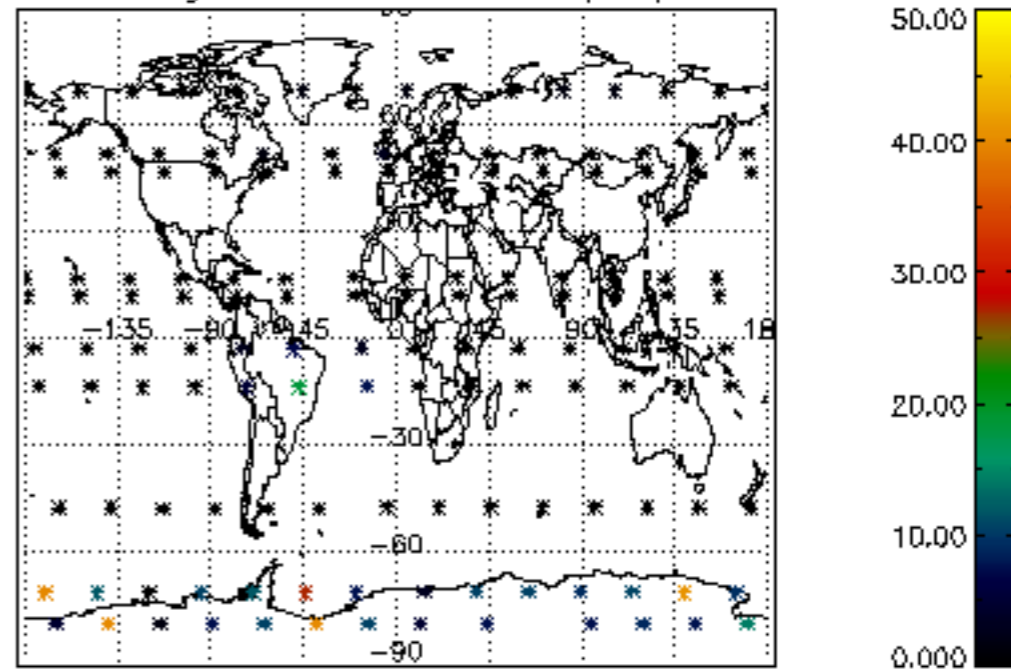
Percentage of datation errors per profile



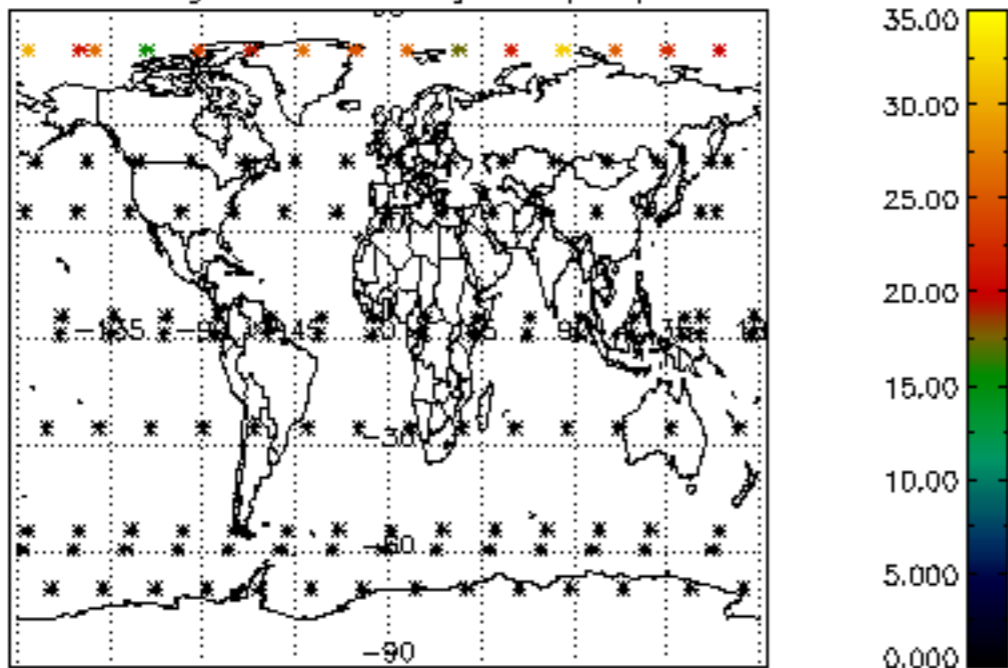
Percentage of star falling outside central band per profile



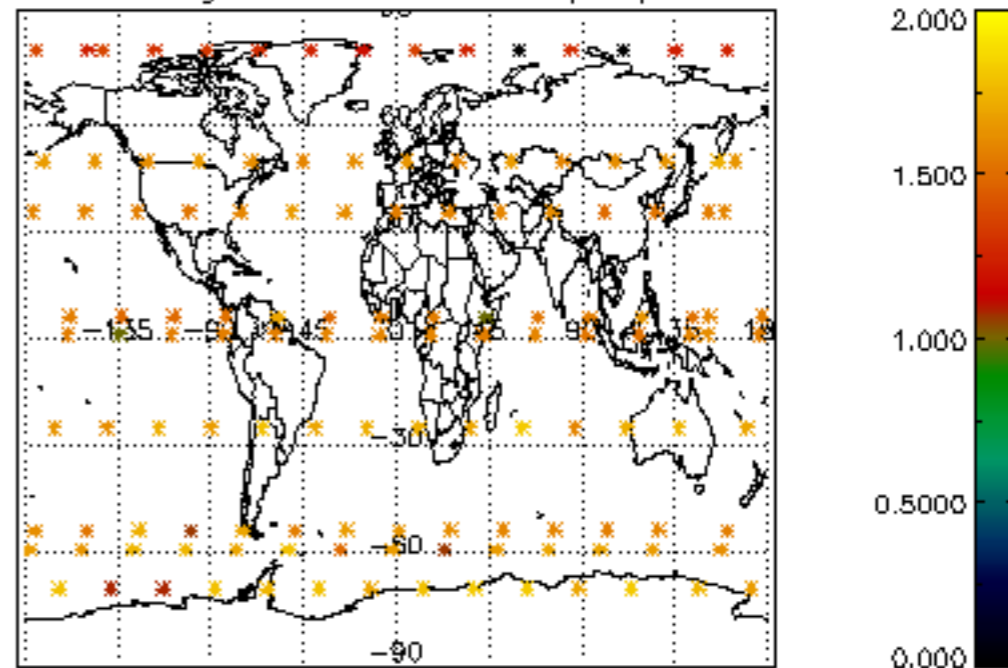
Percentage of saturation errors per profile



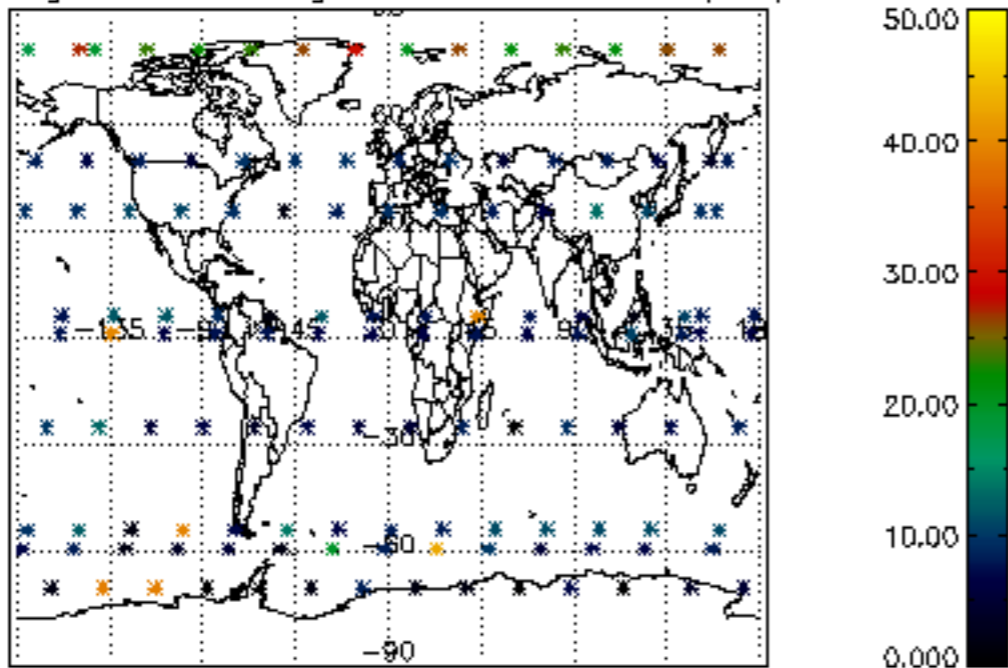
Percentage of cosmic ray hits per profile



Percentage of datation errors per profile



Percentage of star falling outside central band per profile



Percentage of saturation errors per profile

