

# GOMOS Level 2 Daily Report

## SUMMARY

### [1. General Info](#)

### [2. Summary of processed GOM\\_NL\\_2P products](#)

### [3. Level 2 Quality information per product](#)

#### [3.1 Plot of level 2 quality information per product \(time dependant\)](#)

#### [3.2 Plot of level 2 quality information per product \(world map\)](#)

### [4. Level 1 Quality information per product \(stored on level 2 products\)](#)

#### [4.1 Plot of level 1 quality information per product \(time dependant\)](#)

##### [4.1.1 Plot of level 1 quality information per product \(time dependant\): ASCENDING](#)

##### [4.1.2 Plot of level 1 quality information per product \(time dependant\): DESCENDING](#)

#### [4.2 Plot of level 1 quality information per product \(world map\)](#)

##### [4.2.1 Plot of level 1 quality information per product \(world map\): ASCENDING](#)

##### [4.2.2 Plot of level 1 quality information per product \(world map\): DESCENDING](#)

### [5. Ozone profiles based on quality statistics and other trace gas profiles](#)

#### [5.1 Ozone statistics based on quality of products](#)

#### [5.2 Plot ozone profiles for all STD \(dark without errors\)](#)

#### [5.3 Plot ozone profiles where STD < 20% \(dark without errors\)](#)

#### [5.4. Plot ozone profiles where STD < 10% \(dark without errors\)](#)

#### [5.5. Plot ozone profiles where STD < 5% \(dark without errors\)](#)

#### [5.6 Plot NO2 profiles for all STD \(dark without errors\)](#)

#### [5.7 Plot NO3 profiles for all STD \(dark without errors\)](#)

#### [5.8 Plot H2O profiles \(only for occultations of stars 1,2,3,4,13,14,16,26,63 dark without errors\) for all STD](#)

### [6. Auxiliary Data Files used for the production reported in section 2](#)

This report presents the daily analysis on parameters extracted from GOMOS level 2 data (GOM\_NL\_\_2P). It is intended to monitor some important parameters that will impact the quality of these products. A list of level 2 products (and content) that have arrived during the reporting day to the PCF is also given.

Item	Value
Time of report generation	24APR2013 04:48:29
Data source version	GOMOS/6.01
Start time of products	09-10-2006 (09OCT2006 00:00:00)
Stop time of products	10-10-2006 (10OCT2006 00:00:00)
Store outputs in DB	Yes
Nb of level 2 prods	283
Nb of prods with errors	2

## 2. Summary of processed GOM\_NL\_\_2P products.

Nr	Filename	UTC Start time	Limb	Duration	Star Id	Star Name	Star Mag	Star Temp	Nb Meas	Orbit	Prod. error
1	GOM_NL__2PRFIN20061009_000752_000000362051_00488_24089_2491.N1	09-OCT-2006 00:07:52	Dark	35.500	65	Lam Vel	2.2040	4400.0	71	24089	No
2	GOM_NL__2PRFIN20061009_000940_000000372051_00488_24089_2492.N1	09-OCT-2006 00:09:40	Dark	36.500	70	Zet Pup	2.2460	39000.	73	24089	No
3	GOM_NL__2PRFIN20061009_001106_000000332051_00488_24089_2493.N1	09-OCT-2006 00:11:06	Dark	33.000	46	Del Vel	1.9540	10600.	66	24089	No
4	GOM_NL__2PRFIN20061009_001452_000000382051_00489_24090_2525.N1	09-OCT-2006 00:14:52	Dark	38.000	161	Tau Pup	2.9310	4500.0	76	24090	No
5	GOM_NL__2PRFIN20061009_001615_000000522051_00489_24090_2526.N1	09-OCT-2006 00:16:15	Dark	51.500	2	Alp Car	-0.73600	7000.0	103	24090	No
6	GOM_NL__2PRFIN20061009_002450_000000322051_00489_24090_2527.N1	09-OCT-2006 00:24:50	Dark	32.000	143	Alp Hyi	2.8570	7200.0	64	24090	No
7	GOM_NL__2PRFIN20061009_002617_000000372051_00489_24090_2528.N1	09-OCT-2006 00:26:17	Dark	37.000	9	Alp Eri	0.45300	24000.	74	24090	No
8	GOM_NL__2PRFIN20061009_003128_000000362051_00489_24090_2529.N1	09-OCT-2006 00:31:28	Straylight	35.500	84	Alp Phe	2.3970	4500.0	71	24090	No
9	GOM_NL__2PRFIN20061009_003811_000000412051_00489_24090_2530.N1	09-OCT-2006 00:38:11	Straylight	40.500	52	16Bet Cet	2.0370	4500.0	81	24090	No
10	GOM_NL__2PRFIN20061009_004807_000000312051_00489_24090_2531.N1	09-OCT-2006 00:48:07	Bright	30.500	140	88Gam Peg	2.8340	26000.	61	24090	No
11	GOM_NL__2PRFIN20061009_005150_000000322051_00489_24090_2532.N1	09-OCT-2006 00:51:50	Bright	32.000	93	53Bet Peg	2.5200	3100.0	64	24090	No
12	GOM_NL__2PRFIN20061009_010027_000000332051_00489_24090_2533.N1	09-OCT-2006 01:00:27	Bright	32.500	68	18Alp Cas	2.2250	4500.0	65	24090	No
13	GOM_NL__2PRFIN20061009_010152_000000322051_00489_24090_2534.N1	09-OCT-2006 01:01:52	Bright	32.000	76	27Gam Cas	2.3000	30000.	64	24090	No
14	GOM_NL__2PRFIN20061009_010906_000000292051_00489_24090_2535.N1	09-OCT-2006 01:09:06	Bright	28.500	49	1Alp UMi	1.9900	6300.0	57	24090	No
15	GOM_NL__2PRFIN20061009_011713_000000292051_00489_24090_2536.N1	09-OCT-2006 01:17:13	Bright	28.500	36	50Alp UMa	1.8000	6300.0	57	24090	No
16	GOM_NL__2PRFIN20061009_011845_000000302051_00489_24090_2537.N1	09-OCT-2006 01:18:45	Bright	29.500	82	48Bet UMa	2.3650	10600.	59	24090	No
17	GOM_NL__2PRFIN20061009_012203_000000282051_00489_24090_2538.N1	09-OCT-2006 01:22:03	Bright	27.500	174	52Psi UMa	3.0040	4400.0	55	24090	No
18	GOM_NL__2PRFIN20061009_012848_000000312051_00489_24090_2539.N1	09-OCT-2006 01:28:48	Bright	31.000	166	17Eps Leo	2.9800	6000.0	62	24090	No
19	GOM_NL__2PRFIN20061009_013157_000000282051_00489_24090_2540.N1	09-OCT-2006 01:31:57	Bright	27.500	22	32Alp Leo	1.3600	15200.	55	24090	No
20	GOM_NL__2PRFIN20061009_013851_000000442051_00489_24090_2541.N1	09-OCT-2006 01:38:51	Twilight	43.500	48	30Alp Hya	1.9770	4100.0	87	24090	No
21	GOM_NL__2PRFIN20061009_014829_000000372051_00489_24090_2542.N1	09-OCT-2006 01:48:29	Dark	36.500	65	Lam Vel	2.2040	4400.0	73	24090	No
22	GOM_NL__2PRFIN20061009_015017_000000372051_00489_24090_2543.N1	09-OCT-2006 01:50:17	Dark	37.000	70	Zet Pup	2.2460	39000.	74	24090	No
23	GOM_NL__2PRFIN20061009_015142_000000332051_00489_24090_2544.N1	09-OCT-2006 01:51:42	Dark	32.500	46	Del Vel	1.9540	10600.	65	24090	No
24	GOM_NL__2PRFIN20061009_015528_000000382051_00490_24091_2475.N1	09-OCT-2006 01:55:28	Dark	38.000	161	Tau Pup	2.9310	4500.0	76	24091	No
25	GOM_NL__2PRFIN20061009_015652_000000402051_00490_24091_2476.N1	09-OCT-2006 01:56:52	Dark	39.500	2	Alp Car	-0.73600	7000.0	79	24091	No
26	GOM_NL__2PRFIN20061009_020526_000000322051_00490_24091_2477.N1	09-OCT-2006 02:05:26	Dark	32.000	143	Alp Hyi	2.8570	7200.0	64	24091	No
27	GOM_NL__2PRFIN20061009_020653_000000372051_00490_24091_2478.N1	09-OCT-2006 02:06:53	Dark	36.500	9	Alp Eri	0.45300	24000.	73	24091	No
28	GOM_NL__2PRFIN20061009_021204_000000372051_00490_24091_2479.N1	09-OCT-2006 02:12:04	Straylight	36.500	84	Alp Phe	2.3970	4500.0	73	24091	No
29	GOM_NL__2PRFIN20061009_021847_000000412051_00490_24091_2480.N1	09-OCT-2006 02:18:47	Straylight	41.000	52	16Bet Cet	2.0370	4500.0	82	24091	No
30	GOM_NL__2PRFIN20061009_022843_000000312051_00490_24091_2481.N1	09-OCT-2006 02:28:43	Bright	31.000	140	88Gam Peg	2.8340	26000.	62	24091	No
31	GOM_NL__2PRFIN20061009_023226_000000312051_00490_24091_2482.N1	09-OCT-2006 02:32:26	Bright	31.000	93	53Bet Peg	2.5200	3100.0	62	24091	No
32	GOM_NL__2PRFIN20061009_024102_000000332051_00490_24091_2483.N1	09-OCT-2006 02:41:02	Bright	33.000	68	18Alp Cas	2.2250	4500.0	66	24091	No
33	GOM_NL__2PRFIN20061009_024227_000000302051_00490_24091_2484.N1	09-OCT-2006 02:42:27	Bright	30.000	76	27Gam Cas	2.3000	30000.	60	24091	No
34	GOM_NL__2PRFIN20061009_024941_000000282051_00490_24091_2485.N1	09-OCT-2006 02:49:41	Bright	28.000	49	1Alp UMi	1.9900	6300.0	56	24091	No
35	GOM_NL__2PRFIN20061009_025749_000000322051_00490_24091_2486.N1	09-OCT-2006 02:57:49	Bright	32.000	36	50Alp UMa	1.8000	6300.0	64	24091	No
36	GOM_NL__2PRFIN20061009_025921_000000292051_00490_24091_2487.N1	09-OCT-2006 02:59:21	Bright	29.000	82	48Bet UMa	2.3650	10600.	58	24091	No
37	GOM_NL__2PRFIN20061009_030239_000000302051_00490_24091_2488.N1	09-OCT-2006 03:02:39	Bright	29.500	174	52Psi UMa	3.0040	4400.0	59	24091	No
38	GOM_NL__2PRFIN20061009_030925_000000322051_00490_24091_2489.N1	09-OCT-2006 03:09:25	Bright	32.000	166	17Eps Leo	2.9800	6000.0	64	24091	No
39	GOM_NL__2PRFIN20061009_031233_000000482051_00490_24091_2490.N1	09-OCT-2006 03:12:33	Bright	48.000	22	32Alp Leo	1.3600	15200.	96	24091	No
40	GOM_NL__2PRFIN20061009_031928_000000412051_00490_24091_2491.N1	09-OCT-2006 03:19:28	Twilight	41.000	48	30Alp Hya	1.9770	4100.0	82	24091	No
41	GOM_NL__2PRFIN20061009_032906_000000352051_00490_24091_2492.N1	09-OCT-2006 03:29:06	Dark	34.500	65	Lam Vel	2.2040	4400.0	69	24091	No
42	GOM_NL__2PRFIN20061009_033219_000000342051_00490_24091_2493.N1	09-OCT-2006 03:32:19	Dark	33.500	46	Del Vel	1.9540	10600.	67	24091	No

43	GOM_NL__2PRFIN20061009_033605_000000392051_00491_24092_2496.N1	09-OCT-2006 03:36:05	Dark	38.500	161	Tau Pup	2.9310	4500.0	77	24092	No
44	GOM_NL__2PRFIN20061009_033729_000000402051_00491_24092_2497.N1	09-OCT-2006 03:37:29	Dark	39.500	2	Alp Car	-0.73600	7000.0	79	24092	No
45	GOM_NL__2PRFIN20061009_034602_000000342051_00491_24092_2498.N1	09-OCT-2006 03:46:02	Dark	33.500	143	Alp Hyi	2.8570	7200.0	67	24092	No
46	GOM_NL__2PRFIN20061009_034730_000000382051_00491_24092_2499.N1	09-OCT-2006 03:47:30	Dark	38.000	9	Alp Eri	0.45300	24000.	76	24092	No
47	GOM_NL__2PRFIN20061009_035240_000000362051_00491_24092_2500.N1	09-OCT-2006 03:52:40	Straylight	35.500	84	Alp Phe	2.3970	4500.0	71	24092	No
48	GOM_NL__2PRFIN20061009_035923_000000392051_00491_24092_2501.N1	09-OCT-2006 03:59:23	Straylight	39.000	52	16Bet Cet	2.0370	4500.0	78	24092	No
49	GOM_NL__2PRFIN20061009_040919_000000312051_00491_24092_2502.N1	09-OCT-2006 04:09:19	Bright	31.000	140	88Gam Peg	2.8340	26000.	62	24092	No
50	GOM_NL__2PRFIN20061009_041303_000000332051_00491_24092_2503.N1	09-OCT-2006 04:13:03	Bright	33.000	93	53Bet Peg	2.5200	3100.0	66	24092	No
51	GOM_NL__2PRFIN20061009_042138_000000332051_00491_24092_2504.N1	09-OCT-2006 04:21:38	Bright	33.000	68	18Alp Cas	2.2250	4500.0	66	24092	No
52	GOM_NL__2PRFIN20061009_042303_000000322051_00491_24092_2505.N1	09-OCT-2006 04:23:03	Bright	32.000	76	27Gam Cas	2.3000	30000.	64	24092	No
53	GOM_NL__2PRFIN20061009_043017_000000312051_00491_24092_2506.N1	09-OCT-2006 04:30:17	Bright	30.500	49	1Alp UMi	1.9900	6300.0	61	24092	No
54	GOM_NL__2PRFIN20061009_043825_000000312051_00491_24092_2507.N1	09-OCT-2006 04:38:25	Bright	30.500	36	50Alp UMa	1.8000	6300.0	61	24092	No
55	GOM_NL__2PRFIN20061009_043957_000000302051_00491_24092_2508.N1	09-OCT-2006 04:39:57	Bright	30.000	82	48Bet UMa	2.3650	10600.	60	24092	No
56	GOM_NL__2PRFIN20061009_044315_000000302051_00491_24092_2509.N1	09-OCT-2006 04:43:15	Bright	29.500	174	52Psi UMa	3.0040	4400.0	59	24092	No
57	GOM_NL__2PRFIN20061009_045001_000000322051_00491_24092_2510.N1	09-OCT-2006 04:50:01	Bright	32.000	166	17Eps Leo	2.9800	6000.0	64	24092	No
58	GOM_NL__2PRFIN20061009_045310_000000322051_00491_24092_2511.N1	09-OCT-2006 04:53:10	Bright	31.500	22	32Alp Leo	1.3600	15200.	63	24092	No
59	GOM_NL__2PRFIN20061009_050004_000000442051_00491_24092_2512.N1	09-OCT-2006 05:00:04	Twilight	44.000	48	30Alp Hya	1.9770	4100.0	88	24092	No
60	GOM_NL__2PRFIN20061009_050942_000000342051_00491_24092_2513.N1	09-OCT-2006 05:09:42	Dark	34.000	65	Lam Vel	2.2040	4400.0	68	24092	No
61	GOM_NL__2PRFIN20061009_051131_000000392051_00491_24092_2514.N1	09-OCT-2006 05:11:31	Dark	38.500	70	Zet Pup	2.2460	39000.	77	24092	No
62	GOM_NL__2PRFIN20061009_051255_000000322051_00491_24092_2515.N1	09-OCT-2006 05:12:55	Dark	32.000	46	Del Vel	1.9540	10600.	64	24092	No
63	GOM_NL__2PRFIN20061009_051642_000000372051_00492_24093_2497.N1	09-OCT-2006 05:16:42	Dark	37.000	161	Tau Pup	2.9310	4500.0	74	24093	No
64	GOM_NL__2PRFIN20061009_051806_000000542051_00492_24093_2498.N1	09-OCT-2006 05:18:06	Dark	54.000	2	Alp Car	-0.73600	7000.0	108	24093	No
65	GOM_NL__2PRFIN20061009_052639_000000322051_00492_24093_2499.N1	09-OCT-2006 05:26:39	Dark	31.500	143	Alp Hyi	2.8570	7200.0	63	24093	No
66	GOM_NL__2PRFIN20061009_052806_000000412051_00492_24093_2500.N1	09-OCT-2006 05:28:06	Dark	40.500	9	Alp Eri	0.45300	24000.	81	24093	No
67	GOM_NL__2PRFIN20061009_053316_000000372051_00492_24093_2501.N1	09-OCT-2006 05:33:16	Straylight	37.000	84	Alp Phe	2.3970	4500.0	74	24093	No
68	GOM_NL__2PRFIN20061009_053959_000000412051_00492_24093_2502.N1	09-OCT-2006 05:39:59	Straylight	41.000	52	16Bet Cet	2.0370	4500.0	82	24093	No
69	GOM_NL__2PRFIN20061009_054954_000000312051_00492_24093_2503.N1	09-OCT-2006 05:49:54	Bright	31.000	140	88Gam Peg	2.8340	26000.	62	24093	No
70	GOM_NL__2PRFIN20061009_055339_000000312051_00492_24093_2504.N1	09-OCT-2006 05:53:39	Bright	30.500	93	53Bet Peg	2.5200	3100.0	61	24093	No
71	GOM_NL__2PRFIN20061009_060214_000000342051_00492_24093_2505.N1	09-OCT-2006 06:02:14	Bright	33.500	68	18Alp Cas	2.2250	4500.0	67	24093	No
72	GOM_NL__2PRFIN20061009_060338_000000332051_00492_24093_2506.N1	09-OCT-2006 06:03:38	Bright	32.500	76	27Gam Cas	2.3000	30000.	65	24093	No
73	GOM_NL__2PRFIN20061009_061053_000000312051_00492_24093_2507.N1	09-OCT-2006 06:10:53	Bright	30.500	49	1Alp UMi	1.9900	6300.0	61	24093	No
74	GOM_NL__2PRFIN20061009_061901_000000322051_00492_24093_2508.N1	09-OCT-2006 06:19:01	Bright	32.000	36	50Alp UMa	1.8000	6300.0	64	24093	No
75	GOM_NL__2PRFIN20061009_062033_000000332051_00492_24093_2509.N1	09-OCT-2006 06:20:33	Bright	32.500	82	48Bet UMa	2.3650	10600.	65	24093	No
76	GOM_NL__2PRFIN20061009_062351_000000282051_00492_24093_2510.N1	09-OCT-2006 06:23:51	Bright	27.500	174	52Psi UMa	3.0040	4400.0	55	24093	No
77	GOM_NL__2PRFIN20061009_063037_000000342051_00492_24093_2511.N1	09-OCT-2006 06:30:37	Bright	33.500	166	17Eps Leo	2.9800	6000.0	67	24093	No
78	GOM_NL__2PRFIN20061009_063346_000000332051_00492_24093_2512.N1	09-OCT-2006 06:33:46	Bright	33.000	22	32Alp Leo	1.3600	15200.	66	24093	No
79	GOM_NL__2PRFIN20061009_064041_000000462051_00492_24093_2513.N1	09-OCT-2006 06:40:41	Twilight	46.000	48	30Alp Hya	1.9770	4100.0	92	24093	No
80	GOM_NL__2PRFIN20061009_065018_000000382051_00492_24093_2514.N1	09-OCT-2006 06:50:18	Dark	37.500	65	Lam Vel	2.2040	4400.0	75	24093	No
81	GOM_NL__2PRFIN20061009_065208_000000382051_00492_24093_2515.N1	09-OCT-2006 06:52:08	Dark	37.500	70	Zet Pup	2.2460	39000.	75	24093	No
82	GOM_NL__2PRFIN20061009_065331_000000362051_00492_24093_2516.N1	09-OCT-2006 06:53:31	Dark	35.500	46	Del Vel	1.9540	10600.	71	24093	No
83	GOM_NL__2PRFIN20061009_065719_000000372051_00493_24094_2498.N1	09-OCT-2006 06:57:19	Dark	37.000	161	Tau Pup	2.9310	4500.0	74	24094	No
84	GOM_NL__2PRFIN20061009_065842_000000492051_00493_24094_2499.N1	09-OCT-2006 06:58:42	Dark	48.500	2	Alp Car	-0.73600	7000.0	97	24094	No
85	GOM_NL__2PRFIN20061009_070715_000000332051_00493_24094_2500.N1	09-OCT-2006 07:07:15	Dark	32.500	143	Alp Hyi	2.8570	7200.0	65	24094	No
86	GOM_NL__2PRFIN20061009_070843_000000452051_00493_24094_2501.N1	09-OCT-2006 07:08:43	Dark	45.000	9	Alp Eri	0.45300	24000.	90	24094	No
87	GOM_NL__2PRFIN20061009_071353_000000342051_00493_24094_2502.N1	09-OCT-2006 07:13:53	Straylight	34.000	84	Alp Phe	2.3970	4500.0	68	24094	No
88	GOM_NL__2PRFIN20061009_072036_000000392051_00493_24094_2503.N1	09-OCT-2006 07:20:36	Straylight	39.000	52	16Bet Cet	2.0370	4500.0	78	24094	No
89	GOM_NL__2PRFIN20061009_073031_000000322051_00493_24094_2504.N1	09-OCT-2006 07:30:31	Bright	31.500	140	88Gam Peg	2.8340	26000.	63	24094	No
90	GOM_NL__2PRFIN20061009_073415_000000332051_00493_24094_2505.N1	09-OCT-2006 07:34:15	Bright	32.500	93	53Bet Peg	2.5200	3100.0	65	24094	No
91	GOM_NL__2PRFIN20061009_074250_000000322051_00493_24094_2506.N1	09-OCT-2006 07:42:50	Bright	32.000	68	18Alp Cas	2.2250	4500.0	64	24094	No
92	GOM_NL__2PRFIN20061009_074414_000000322051_00493_24094_2507.N1	09-OCT-2006 07:44:14	Bright	32.000	76	27Gam Cas	2.3000	30000.	64	24094	No
93	GOM_NL__2PRFIN20061009_075129_000000292051_00493_24094_2508.N1	09-OCT-2006 07:51:29	Bright	29.000	49	1Alp UMi	1.9900	6300.0	58	24094	No
94	GOM_NL__2PRFIN20061009_075937_000000302051_00493_24094_2509.N1	09-OCT-2006 07:59:37	Bright	30.000	36	50Alp UMa	1.8000	6300.0	60	24094	No
95	GOM_NL__2PRFIN20061009_080109_000000302051_00493_24094_2510.N1	09-OCT-2006 08:01:09	Bright	29.500	82	48Bet UMa	2.3650	10600.	59	24094	No
96	GOM_NL__2PRFIN20061009_080427_000000322051_00493_24094_2511.N1	09-OCT-2006 08:04:27	Bright	31.500	174	52Psi UMa	3.0040	4400.0	63	24094	No
97	GOM_NL__2PRFIN20061009_081114_000000322051_00493_24094_2512.N1	09-OCT-2006 08:11:14	Bright	31.500	166	17Eps Leo	2.9800	6000.0	63	24094	No
98	GOM_NL__2PRFIN20061009_081422_000000292051_00493_24094_2513.N1	09-OCT-2006 08:14:22	Bright	29.000	22	32Alp Leo	1.3600	15200.	58	24094	No
99	GOM_NL__2PRFIN20061009_082117_000000432051_00493_24094_2514.N1	09-OCT-2006 08:21:17	Twilight	43.000	48	30Alp Hya	1.9770	4100.0	86	24094	No
100	GOM_NL__2PRFIN20061009_083055_000000432051_00493_24094_2515.N1	09-OCT-2006 08:30:55	Dark	42.500	65	Lam Vel	2.2040	4400.0	85	24094	No
101	GOM_NL__2PRFIN20061009_083245_000000402051_00493_24094_2516.N1	09-OCT-2006 08:32:45	Dark	39.500	70	Zet Pup	2.2460	39000.	79	24094	No

102	GOM_NL__2PRFIN20061009_083408_000000342051_00493_24094_2517.N1	09-OCT-2006 08:34:08	Dark	34.000	46	Del Vel	1.9540	10600.	68	24094	No
103	GOM_NL__2PRFIN20061009_083755_000000372051_00494_24095_2499.N1	09-OCT-2006 08:37:55	Dark	36.500	161	Tau Pup	2.9310	4500.0	73	24095	No
104	GOM_NL__2PRFIN20061009_083919_000000412051_00494_24095_2500.N1	09-OCT-2006 08:39:19	Dark	40.500	2	Alp Car	-0.73600	7000.0	81	24095	No
105	GOM_NL__2PRFIN20061009_084751_000000332051_00494_24095_2501.N1	09-OCT-2006 08:47:51	Dark	33.000	143	Alp Hyi	2.8570	7200.0	66	24095	No
106	GOM_NL__2PRFIN20061009_084919_000000392051_00494_24095_2502.N1	09-OCT-2006 08:49:19	Dark	39.000	9	Alp Eri	0.45300	24000.	78	24095	No
107	GOM_NL__2PRFIN20061009_085429_000000352051_00494_24095_2503.N1	09-OCT-2006 08:54:29	Straylight	35.000	84	Alp Phe	2.3970	4500.0	70	24095	No
108	GOM_NL__2PRFIN20061009_090112_000000392051_00494_24095_2504.N1	09-OCT-2006 09:01:12	Straylight	38.500	52	16Bet Cet	2.0370	4500.0	77	24095	No
109	GOM_NL__2PRFIN20061009_091107_000000312051_00494_24095_2505.N1	09-OCT-2006 09:11:07	Bright	30.500	140	88Gam Peg	2.8340	26000.	61	24095	No
110	GOM_NL__2PRFIN20061009_091451_000000312051_00494_24095_2506.N1	09-OCT-2006 09:14:51	Bright	30.500	93	53Bet Peg	2.5200	3100.0	61	24095	No
111	GOM_NL__2PRFIN20061009_092326_000000322051_00494_24095_2507.N1	09-OCT-2006 09:23:26	Bright	31.500	68	18Alp Cas	2.2250	4500.0	63	24095	No
112	GOM_NL__2PRFIN20061009_092450_000000502051_00494_24095_2508.N1	09-OCT-2006 09:24:50	Bright	50.000	76	27Gam Cas	2.3000	30000.	100	24095	No
113	GOM_NL__2PRFIN20061009_093205_000000292051_00494_24095_2509.N1	09-OCT-2006 09:32:05	Bright	29.000	49	1Alp UMi	1.9900	6300.0	58	24095	No
114	GOM_NL__2PRFIN20061009_094013_000000302051_00494_24095_2510.N1	09-OCT-2006 09:40:13	Bright	29.500	36	50Alp UMa	1.8000	6300.0	59	24095	No
115	GOM_NL__2PRFIN20061009_094145_000000282051_00494_24095_2511.N1	09-OCT-2006 09:41:45	Bright	28.000	82	48Bet UMa	2.3650	10600.	56	24095	No
116	GOM_NL__2PRFIN20061009_094503_000000292051_00494_24095_2512.N1	09-OCT-2006 09:45:03	Bright	28.500	174	52Psi UMa	3.0040	4400.0	57	24095	No
117	GOM_NL__2PRFIN20061009_095150_000000302051_00494_24095_2513.N1	09-OCT-2006 09:51:50	Bright	29.500	166	17Eps Leo	2.9800	6000.0	59	24095	No
118	GOM_NL__2PRFIN20061009_095458_000000282051_00494_24095_2514.N1	09-OCT-2006 09:54:58	Bright	28.000	22	32Alp Leo	1.3600	15200.	56	24095	No
119	GOM_NL__2PRFIN20061009_100154_000000442051_00494_24095_2515.N1	09-OCT-2006 10:01:54	Twilight	43.500	48	30Alp Hya	1.9770	4100.0	87	24095	No
120	GOM_NL__2PRFIN20061009_101131_000000392051_00494_24095_2516.N1	09-OCT-2006 10:11:31	Dark	39.000	65	Lam Vel	2.2040	4400.0	78	24095	No
121	GOM_NL__2PRFIN20061009_101321_000000372051_00494_24095_2517.N1	09-OCT-2006 10:13:21	Dark	37.000	70	Zet Pup	2.2460	39000.	74	24095	No
122	GOM_NL__2PRFIN20061009_101444_000000362051_00494_24095_2518.N1	09-OCT-2006 10:14:44	Dark	35.500	46	Del Vel	1.9540	10600.	71	24095	No
123	GOM_NL__2PRFIN20061009_101832_000000372051_00495_24096_2500.N1	09-OCT-2006 10:18:32	Dark	36.500	161	Tau Pup	2.9310	4500.0	73	24096	No
124	GOM_NL__2PRFIN20061009_101956_000000552051_00495_24096_2501.N1	09-OCT-2006 10:19:56	Dark	55.000	2	Alp Car	-0.73600	7000.0	110	24096	No
125	GOM_NL__2PRFIN20061009_102828_000000322051_00495_24096_2502.N1	09-OCT-2006 10:28:28	Dark	31.500	143	Alp Hyi	2.8570	7200.0	63	24096	No
126	GOM_NL__2PRFIN20061009_102955_000000332051_00495_24096_2503.N1	09-OCT-2006 10:29:55	Dark	32.500	9	Alp Eri	0.45300	24000.	65	24096	No
127	GOM_NL__2PRFIN20061009_103505_000000392051_00495_24096_2504.N1	09-OCT-2006 10:35:05	Straylight	39.000	84	Alp Phe	2.3970	4500.0	78	24096	No
128	GOM_NL__2PRFIN20061009_104147_000000432051_00495_24096_2505.N1	09-OCT-2006 10:41:47	Straylight	43.000	52	16Bet Cet	2.0370	4500.0	86	24096	No
129	GOM_NL__2PRFIN20061009_105143_000000322051_00495_24096_2506.N1	09-OCT-2006 10:51:43	Bright	31.500	140	88Gam Peg	2.8340	26000.	63	24096	No
130	GOM_NL__2PRFIN20061009_105527_000000302051_00495_24096_2507.N1	09-OCT-2006 10:55:27	Bright	29.500	93	53Bet Peg	2.5200	3100.0	59	24096	No
131	GOM_NL__2PRFIN20061009_110401_000000342051_00495_24096_2508.N1	09-OCT-2006 11:04:01	Bright	34.000	68	18Alp Cas	2.2250	4500.0	68	24096	No
132	GOM_NL__2PRFIN20061009_110525_000000502051_00495_24096_2509.N1	09-OCT-2006 11:05:25	Bright	50.000	76	27Gam Cas	2.3000	30000.	100	24096	No
133	GOM_NL__2PRFIN20061009_111240_000000302051_00495_24096_2510.N1	09-OCT-2006 11:12:40	Bright	29.500	49	1Alp UMi	1.9900	6300.0	59	24096	No
134	GOM_NL__2PRFIN20061009_112049_000000292051_00495_24096_2511.N1	09-OCT-2006 11:20:49	Bright	29.000	36	50Alp UMa	1.8000	6300.0	58	24096	No
135	GOM_NL__2PRFIN20061009_112221_000000272051_00495_24096_2512.N1	09-OCT-2006 11:22:21	Bright	27.000	82	48Bet UMa	2.3650	10600.	54	24096	No
136	GOM_NL__2PRFIN20061009_112539_000000292051_00495_24096_2513.N1	09-OCT-2006 11:25:39	Bright	28.500	174	52Psi UMa	3.0040	4400.0	57	24096	No
137	GOM_NL__2PRFIN20061009_113226_000000322051_00495_24096_2514.N1	09-OCT-2006 11:32:26	Bright	32.000	166	17Eps Leo	2.9800	6000.0	64	24096	No
138	GOM_NL__2PRFIN20061009_113534_000000332051_00495_24096_2515.N1	09-OCT-2006 11:35:34	Bright	33.000	22	32Alp Leo	1.3600	15200.	66	24096	No
139	GOM_NL__2PRFIN20061009_114230_000000422051_00495_24096_2516.N1	09-OCT-2006 11:42:30	Twilight	42.000	48	30Alp Hya	1.9770	4100.0	84	24096	No
140	GOM_NL__2PRFIN20061009_115208_000000402051_00495_24096_2517.N1	09-OCT-2006 11:52:08	Dark	39.500	65	Lam Vel	2.2040	4400.0	79	24096	No
141	GOM_NL__2PRFIN20061009_115358_000000382051_00495_24096_2518.N1	09-OCT-2006 11:53:58	Dark	37.500	70	Zet Pup	2.2460	39000.	75	24096	No
142	GOM_NL__2PRFIN20061009_115521_000000352051_00495_24096_2519.N1	09-OCT-2006 11:55:21	Dark	35.000	46	Del Vel	1.9540	10600.	70	24096	No
143	GOM_NL__2PRFIN20061009_115909_000000392051_00496_24097_2500.N1	09-OCT-2006 11:59:09	Dark	38.500	161	Tau Pup	2.9310	4500.0	77	24097	No
144	GOM_NL__2PRFIN20061009_120032_000000422051_00496_24097_2501.N1	09-OCT-2006 12:00:32	Dark	41.500	2	Alp Car	-0.73600	7000.0	83	24097	No
145	GOM_NL__2PRFIN20061009_120904_000000322051_00496_24097_2502.N1	09-OCT-2006 12:09:04	Dark	32.000	143	Alp Hyi	2.8570	7200.0	64	24097	No
146	GOM_NL__2PRFIN20061009_121031_000000402051_00496_24097_2503.N1	09-OCT-2006 12:10:31	Dark	40.000	9	Alp Eri	0.45300	24000.	80	24097	No
147	GOM_NL__2PRFIN20061009_121541_000000352051_00496_24097_2504.N1	09-OCT-2006 12:15:41	Straylight	35.000	84	Alp Phe	2.3970	4500.0	70	24097	No
148	GOM_NL__2PRFIN20061009_122223_000000402051_00496_24097_2505.N1	09-OCT-2006 12:22:23	Straylight	40.000	52	16Bet Cet	2.0370	4500.0	80	24097	No
149	GOM_NL__2PRFIN20061009_123218_000000322051_00496_24097_2506.N1	09-OCT-2006 12:32:18	Bright	32.000	140	88Gam Peg	2.8340	26000.	64	24097	No
150	GOM_NL__2PRFIN20061009_123603_000000322051_00496_24097_2507.N1	09-OCT-2006 12:36:03	Bright	31.500	93	53Bet Peg	2.5200	3100.0	63	24097	No
151	GOM_NL__2PRFIN20061009_124437_000000332051_00496_24097_2508.N1	09-OCT-2006 12:44:37	Bright	33.000	68	18Alp Cas	2.2250	4500.0	66	24097	No
152	GOM_NL__2PRFIN20061009_124601_000000322051_00496_24097_2509.N1	09-OCT-2006 12:46:01	Bright	31.500	76	27Gam Cas	2.3000	30000.	63	24097	No
153	GOM_NL__2PRFIN20061009_125317_000000302051_00496_24097_2510.N1	09-OCT-2006 12:53:17	Bright	29.500	49	1Alp UMi	1.9900	6300.0	59	24097	No
154	GOM_NL__2PRFIN20061009_130125_000000322051_00496_24097_2511.N1	09-OCT-2006 13:01:25	Bright	31.500	36	50Alp UMa	1.8000	6300.0	63	24097	No
155	GOM_NL__2PRFIN20061009_130257_000000302051_00496_24097_2512.N1	09-OCT-2006 13:02:57	Bright	30.000	82	48Bet UMa	2.3650	10600.	60	24097	No
156	GOM_NL__2PRFIN20061009_130615_000000302051_00496_24097_2513.N1	09-OCT-2006 13:06:15	Bright	30.000	174	52Psi UMa	3.0040	4400.0	60	24097	No
157	GOM_NL__2PRFIN20061009_131302_000000332051_00496_24097_2514.N1	09-OCT-2006 13:13:02	Bright	32.500	166	17Eps Leo	2.9800	6000.0	65	24097	No
158	GOM_NL__2PRFIN20061009_131611_000000322051_00496_24097_2515.N1	09-OCT-2006 13:16:11	Bright	32.000	22	32Alp Leo	1.3600	15200.	64	24097	No
159	GOM_NL__2PRFIN20061009_132307_000000442051_00496_24097_2516.N1	09-OCT-2006 13:23:07	Twilight	44.000	48	30Alp Hya	1.9770	4100.0	88	24097	No
160	GOM_NL__2PRFIN20061009_133244_000000342051_00496_24097_2517.N1	09-OCT-2006 13:32:44	Dark	33.500	65	Lam Vel	2.2040	4400.0	67	24097	No

161	GOM_NL__2PRFIN20061009_133435_000000382051_00496_24097_2518.N1	09-OCT-2006 13:34:35	Dark	38.000	70	Zet Pup	2.2460	39000.	76	24097	No
162	GOM_NL__2PRFIN20061009_133557_000000342051_00496_24097_2519.N1	09-OCT-2006 13:35:57	Dark	33.500	46	Del Vel	1.9540	10600.	67	24097	No
163	GOM_NL__2PRFIN20061009_133946_000000402051_00497_24098_2500.N1	09-OCT-2006 13:39:46	Dark	39.500	161	Tau Pup	2.9310	4500.0	79	24098	No
164	GOM_NL__2PRFIN20061009_134109_000000472051_00497_24098_2501.N1	09-OCT-2006 13:41:09	Dark	46.500	2	Alp Car	-0.73600	7000.0	93	24098	No
165	GOM_NL__2PRFIN20061009_134940_000000322051_00497_24098_2502.N1	09-OCT-2006 13:49:40	Dark	32.000	143	Alp Hyi	2.8570	7200.0	64	24098	No
166	GOM_NL__2PRFIN20061009_135108_000000432051_00497_24098_2503.N1	09-OCT-2006 13:51:08	Dark	43.000	9	Alp Eri	0.45300	24000.	86	24098	No
167	GOM_NL__2PRFIN20061009_135617_000000312051_00497_24098_2504.N1	09-OCT-2006 13:56:17	Straylight	30.500	84	Alp Phe	2.3970	4500.0	61	24098	No
168	GOM_NL__2PRFIN20061009_140259_000000392051_00497_24098_2505.N1	09-OCT-2006 14:02:59	Straylight	39.000	52	16Bet Cet	2.0370	4500.0	78	24098	No
169	GOM_NL__2PRFIN20061009_141254_000000322051_00497_24098_2506.N1	09-OCT-2006 14:12:54	Bright	32.000	140	88Gam Peg	2.8340	26000.	64	24098	No
170	GOM_NL__2PRFIN20061009_141639_000000462051_00497_24098_2507.N1	09-OCT-2006 14:16:39	Bright	46.000	93	53Bet Peg	2.5200	3100.0	92	24098	No
171	GOM_NL__2PRFIN20061009_142512_000000302051_00497_24098_2508.N1	09-OCT-2006 14:25:12	Bright	29.500	68	18Alp Cas	2.2250	4500.0	59	24098	No
172	GOM_NL__2PRFIN20061009_142637_000000312051_00497_24098_2509.N1	09-OCT-2006 14:26:37	Bright	31.000	76	27Gam Cas	2.3000	30000.	62	24098	No
173	GOM_NL__2PRFIN20061009_143352_000000302051_00497_24098_2510.N1	09-OCT-2006 14:33:52	Bright	29.500	49	1Alp UMi	1.9900	6300.0	59	24098	No
174	GOM_NL__2PRFIN20061009_144201_000000312051_00497_24098_2511.N1	09-OCT-2006 14:42:01	Bright	31.000	36	50Alp UMa	1.8000	6300.0	62	24098	No
175	GOM_NL__2PRFIN20061009_144333_000000302051_00497_24098_2512.N1	09-OCT-2006 14:43:33	Bright	30.000	82	48Bet UMa	2.3650	10600.	60	24098	No
176	GOM_NL__2PRFIN20061009_144651_000000292051_00497_24098_2513.N1	09-OCT-2006 14:46:51	Bright	28.500	174	52Psi UMa	3.0040	4400.0	57	24098	No
177	GOM_NL__2PRFIN20061009_145338_000000332051_00497_24098_2514.N1	09-OCT-2006 14:53:38	Bright	33.000	166	17Eps Leo	2.9800	6000.0	66	24098	No
178	GOM_NL__2PRFIN20061009_145647_000000342051_00497_24098_2515.N1	09-OCT-2006 14:56:47	Bright	33.500	22	32Alp Leo	1.3600	15200.	67	24098	No
179	GOM_NL__2PRFIN20061009_150343_000000472051_00497_24098_2516.N1	09-OCT-2006 15:03:43	Twilight	46.500	48	30Alp Hya	1.9770	4100.0	93	24098	No
180	GOM_NL__2PRFIN20061009_151320_000000402051_00497_24098_2517.N1	09-OCT-2006 15:13:20	Dark	40.000	65	Lam Vel	2.2040	4400.0	80	24098	No
181	GOM_NL__2PRFIN20061009_151511_000000382051_00497_24098_2518.N1	09-OCT-2006 15:15:11	Dark	37.500	70	Zet Pup	2.2460	39000.	75	24098	No
182	GOM_NL__2PRFIN20061009_151633_000000372051_00497_24098_2519.N1	09-OCT-2006 15:16:33	Dark	36.500	46	Del Vel	1.9540	10600.	73	24098	No
183	GOM_NL__2PRFIN20061009_152022_000000382051_00498_24099_2500.N1	09-OCT-2006 15:20:22	Dark	38.000	161	Tau Pup	2.9310	4500.0	76	24099	No
184	GOM_NL__2PRFIN20061009_152146_000000422051_00498_24099_2501.N1	09-OCT-2006 15:21:46	Dark	42.000	2	Alp Car	-0.73600	7000.0	84	24099	No
185	GOM_NL__2PRFIN20061009_153016_000000332051_00498_24099_2502.N1	09-OCT-2006 15:30:16	Dark	32.500	143	Alp Hyi	2.8570	7200.0	65	24099	No
186	GOM_NL__2PRFIN20061009_153144_000000412051_00498_24099_2503.N1	09-OCT-2006 15:31:44	Dark	41.000	9	Alp Eri	0.45300	24000.	82	24099	No
187	GOM_NL__2PRFIN20061009_153653_000000362051_00498_24099_2504.N1	09-OCT-2006 15:36:53	Straylight	36.000	84	Alp Phe	2.3970	4500.0	72	24099	No
188	GOM_NL__2PRFIN20061009_154335_000000412051_00498_24099_2505.N1	09-OCT-2006 15:43:35	Straylight	40.500	52	16Bet Cet	2.0370	4500.0	81	24099	No
189	GOM_NL__2PRFIN20061009_155330_000000322051_00498_24099_2506.N1	09-OCT-2006 15:53:30	Bright	32.000	140	88Gam Peg	2.8340	26000.	64	24099	No
190	GOM_NL__2PRFIN20061009_155715_000000302051_00498_24099_2507.N1	09-OCT-2006 15:57:15	Bright	30.000	93	53Bet Peg	2.5200	3100.0	60	24099	No
191	GOM_NL__2PRFIN20061009_160548_000000332051_00498_24099_2508.N1	09-OCT-2006 16:05:48	Bright	32.500	68	18Alp Cas	2.2250	4500.0	65	24099	No
192	GOM_NL__2PRFIN20061009_160712_000000322051_00498_24099_2509.N1	09-OCT-2006 16:07:12	Bright	32.000	76	27Gam Cas	2.3000	30000.	64	24099	No
193	GOM_NL__2PRFIN20061009_161429_000000312051_00498_24099_2510.N1	09-OCT-2006 16:14:29	Bright	30.500	49	1Alp UMi	1.9900	6300.0	61	24099	No
194	GOM_NL__2PRFIN20061009_162237_000000302051_00498_24099_2511.N1	09-OCT-2006 16:22:37	Bright	30.000	36	50Alp UMa	1.8000	6300.0	60	24099	No
195	GOM_NL__2PRFIN20061009_162409_000000282051_00498_24099_2512.N1	09-OCT-2006 16:24:09	Bright	27.500	82	48Bet UMa	2.3650	10600.	55	24099	No
196	GOM_NL__2PRFIN20061009_162727_000000462051_00498_24099_2513.N1	09-OCT-2006 16:27:27	Bright	46.000	174	52Psi UMa	3.0040	4400.0	92	24099	No
197	GOM_NL__2PRFIN20061009_163414_000000322051_00498_24099_2514.N1	09-OCT-2006 16:34:14	Bright	32.000	166	17Eps Leo	2.9800	6000.0	64	24099	No
198	GOM_NL__2PRFIN20061009_163723_000000492051_00498_24099_2515.N1	09-OCT-2006 16:37:23	Bright	49.000	22	32Alp Leo	1.3600	15200.	98	24099	No
199	GOM_NL__2PRFIN20061009_164420_000000472051_00498_24099_2516.N1	09-OCT-2006 16:44:20	Twilight	47.000	48	30Alp Hya	1.9770	4100.0	94	24099	No
200	GOM_NL__2PRFIN20061009_165357_000000442051_00498_24099_2517.N1	09-OCT-2006 16:53:57	Dark	43.500	65	Lam Vel	2.2040	4400.0	87	24099	No
201	GOM_NL__2PRFIN20061009_165548_000000392051_00498_24099_2518.N1	09-OCT-2006 16:55:48	Dark	38.500	70	Zet Pup	2.2460	39000.	77	24099	No
202	GOM_NL__2PRFIN20061009_165710_000000342051_00498_24099_2519.N1	09-OCT-2006 16:57:10	Dark	34.000	46	Del Vel	1.9540	10600.	68	24099	No
203	GOM_NL__2PRFIN20061009_170059_000000382051_00499_24100_2500.N1	09-OCT-2006 17:00:59	Dark	38.000	161	Tau Pup	2.9310	4500.0	76	24100	No
204	GOM_NL__2PRFIN20061009_170222_000000442051_00499_24100_2501.N1	09-OCT-2006 17:02:22	Dark	43.500	2	Alp Car	-0.73600	7000.0	87	24100	No
205	GOM_NL__2PRFIN20061009_171053_000000322051_00499_24100_2502.N1	09-OCT-2006 17:10:53	Dark	32.000	143	Alp Hyi	2.8570	7200.0	64	24100	No
206	GOM_NL__2PRFIN20061009_171220_000000432051_00499_24100_2503.N1	09-OCT-2006 17:12:20	Dark	43.000	9	Alp Eri	0.45300	24000.	86	24100	No
207	GOM_NL__2PRFIN20061009_171730_000000362051_00499_24100_2504.N1	09-OCT-2006 17:17:30	Straylight	36.000	84	Alp Phe	2.3970	4500.0	72	24100	No
208	GOM_NL__2PRFIN20061009_172412_000000422051_00499_24100_2505.N1	09-OCT-2006 17:24:12	Straylight	42.000	52	16Bet Cet	2.0370	4500.0	84	24100	No
209	GOM_NL__2PRFIN20061009_173406_000000322051_00499_24100_2506.N1	09-OCT-2006 17:34:06	Bright	31.500	140	88Gam Peg	2.8340	26000.	63	24100	No
210	GOM_NL__2PRFIN20061009_173751_000000312051_00499_24100_2507.N1	09-OCT-2006 17:37:51	Bright	30.500	93	53Bet Peg	2.5200	3100.0	61	24100	No
211	GOM_NL__2PRFIN20061009_174624_000000322051_00499_24100_2508.N1	09-OCT-2006 17:46:24	Bright	32.000	68	18Alp Cas	2.2250	4500.0	64	24100	No
212	GOM_NL__2PRFIN20061009_174748_000000332051_00499_24100_2509.N1	09-OCT-2006 17:47:48	Bright	33.000	76	27Gam Cas	2.3000	30000.	66	24100	No
213	GOM_NL__2PRFIN20061009_175504_000000302051_00499_24100_2510.N1	09-OCT-2006 17:55:04	Bright	29.500	49	1Alp UMi	1.9900	6300.0	59	24100	No
214	GOM_NL__2PRFIN20061009_180313_000000292051_00499_24100_2511.N1	09-OCT-2006 18:03:13	Bright	29.000	36	50Alp UMa	1.8000	6300.0	58	24100	No
215	GOM_NL__2PRFIN20061009_180445_000000342051_00499_24100_2512.N1	09-OCT-2006 18:04:45	Bright	33.500	82	48Bet UMa	2.3650	10600.	67	24100	No
216	GOM_NL__2PRFIN20061009_180803_000000322051_00499_24100_2513.N1	09-OCT-2006 18:08:03	Bright	31.500	174	52Psi UMa	3.0040	4400.0	63	24100	No
217	GOM_NL__2PRFIN20061009_181450_000000372051_00499_24100_2514.N1	09-OCT-2006 18:14:50	Bright	37.000	166	17Eps Leo	2.9800	6000.0	74	24100	No
218	GOM_NL__2PRFIN20061009_181759_000000342051_00499_24100_2515.N1	09-OCT-2006 18:17:59	Bright	34.000	22	32Alp Leo	1.3600	15200.	68	24100	No
219	GOM_NL__2PRFIN20061009_182456_000000392051_00499_24100_2516.N1	09-OCT-2006 18:24:56	Twilight	38.500	48	30Alp Hya	1.9770	4100.0	77	24100	No

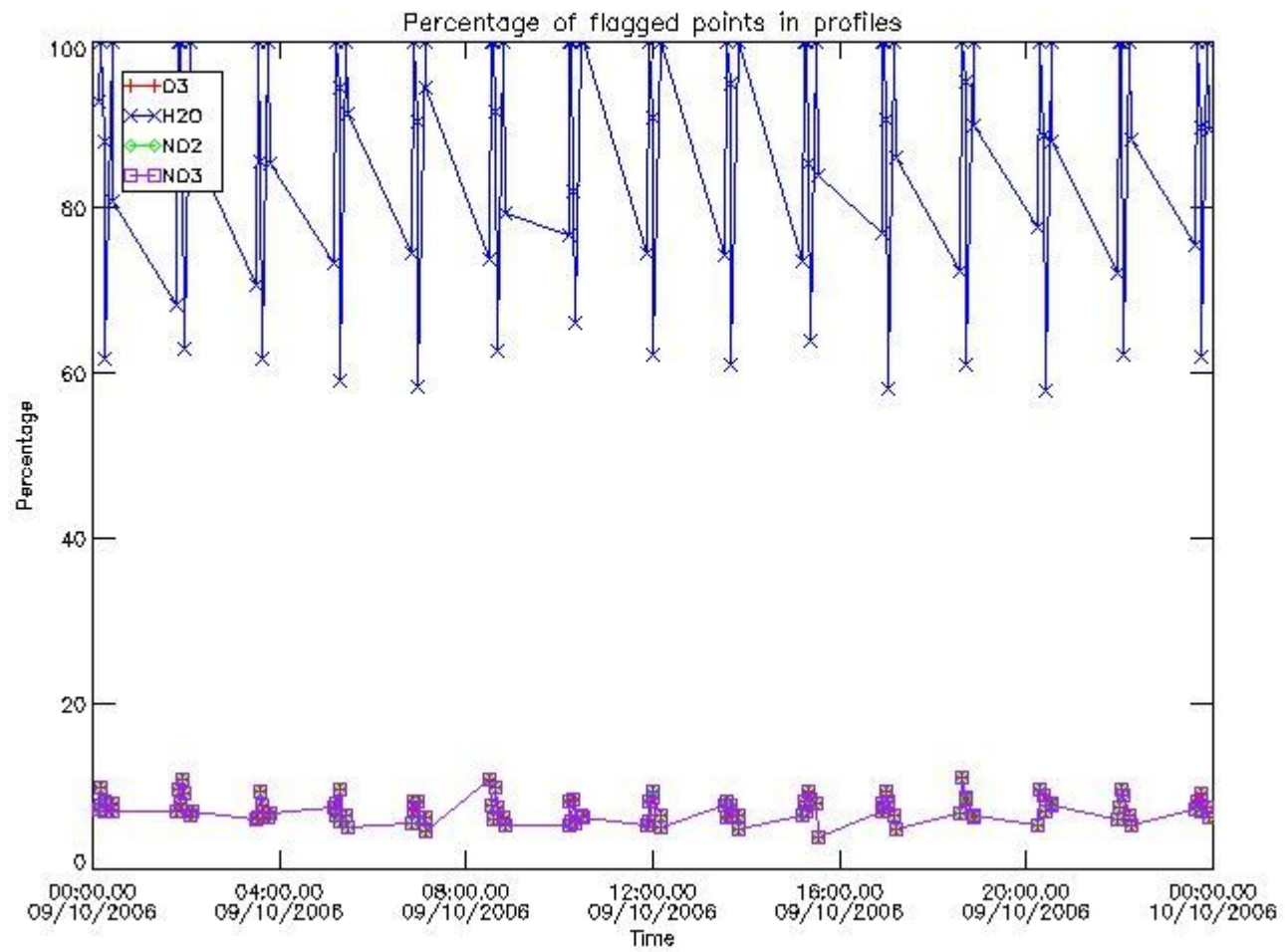
220	GOM_NL__2PRFIN20061009_183434_000000392051_00499_24100_2517.N1	09-OCT-2006 18:34:34	Dark	38.500	65	Lam Vel	2.2040	4400.0	77	24100	No
221	GOM_NL__2PRFIN20061009_183625_000000372051_00499_24100_2518.N1	09-OCT-2006 18:36:25	Dark	36.500	70	Zet Pup	2.2460	39000.	73	24100	No
222	GOM_NL__2PRFIN20061009_184136_000000432051_00500_24101_2500.N1	09-OCT-2006 18:41:36	Dark	43.000	161	Tau Pup	2.9310	4500.0	86	24101	No
223	GOM_NL__2PRFIN20061009_184259_000000422051_00500_24101_2501.N1	09-OCT-2006 18:42:59	Dark	41.500	2	Alp Car	-0.73600	7000.0	83	24101	No
224	GOM_NL__2PRFIN20061009_185129_000000342051_00500_24101_2502.N1	09-OCT-2006 18:51:29	Dark	33.500	143	Alp Hyi	2.8570	7200.0	67	24101	No
225	GOM_NL__2PRFIN20061009_185256_000000402051_00500_24101_2503.N1	09-OCT-2006 18:52:56	Dark	39.500	9	Alp Eri	0.45300	24000.	79	24101	No
226	GOM_NL__2PRFIN20061009_185806_000000352051_00500_24101_2504.N1	09-OCT-2006 18:58:06	Straylight	34.500	84	Alp Phe	2.3970	4500.0	69	24101	No
227	GOM_NL__2PRFIN20061009_190448_000000392051_00500_24101_2505.N1	09-OCT-2006 19:04:48	Straylight	38.500	52	16Bet Cet	2.0370	4500.0	77	24101	No
228	GOM_NL__2PRFIN20061009_191441_000000322051_00500_24101_2506.N1	09-OCT-2006 19:14:41	Bright	31.500	140	88Gam Peg	2.8340	26000.	63	24101	No
229	GOM_NL__2PRFIN20061009_191827_000000292051_00500_24101_2507.N1	09-OCT-2006 19:18:27	Bright	29.000	93	53Bet Peg	2.5200	3100.0	58	24101	No
230	GOM_NL__2PRFIN20061009_192659_000000332051_00500_24101_2508.N1	09-OCT-2006 19:26:59	Bright	33.000	68	18Alp Cas	2.2250	4500.0	66	24101	No
231	GOM_NL__2PRFIN20061009_192823_000000332051_00500_24101_2509.N1	09-OCT-2006 19:28:23	Bright	32.500	76	27Gam Cas	2.3000	30000.	65	24101	No
232	GOM_NL__2PRFIN20061009_193540_000000292051_00500_24101_2510.N1	09-OCT-2006 19:35:40	Bright	29.000	49	1Alp UMi	1.9900	6300.0	58	24101	No
233	GOM_NL__2PRFIN20061009_194349_000000332051_00500_24101_2511.N1	09-OCT-2006 19:43:49	Bright	32.500	36	50Alp UMa	1.8000	6300.0	65	24101	No
234	GOM_NL__2PRFIN20061009_194521_000000312051_00500_24101_2512.N1	09-OCT-2006 19:45:21	Bright	31.000	82	48Bet UMa	2.3650	10600.	62	24101	No
235	GOM_NL__2PRFIN20061009_194839_000000292051_00500_24101_2513.N1	09-OCT-2006 19:48:39	Bright	28.500	174	52Psi UMa	3.0040	4400.0	57	24101	No
236	GOM_NL__2PRFIN20061009_195527_000000512051_00500_24101_2514.N1	09-OCT-2006 19:55:27	Bright	51.000	166	17Eps Leo	2.9800	6000.0	102	24101	No
237	GOM_NL__2PRFIN20061009_195836_000000472051_00500_24101_2515.N1	09-OCT-2006 19:58:36	Bright	47.000	22	32Alp Leo	1.3600	15200.	94	24101	No
238	GOM_NL__2PRFIN20061009_200533_000000452051_00500_24101_2516.N1	09-OCT-2006 20:05:33	Twilight	45.000	48	30Alp Hya	1.9770	4100.0	90	24101	No
239	GOM_NL__2PRFIN20061009_201510_000000392051_00500_24101_2517.N1	09-OCT-2006 20:15:10	Dark	38.500	65	Lam Vel	2.2040	4400.0	77	24101	No
240	GOM_NL__2PRFIN20061009_201702_000000372051_00500_24101_2518.N1	09-OCT-2006 20:17:02	Dark	37.000	70	Zet Pup	2.2460	39000.	74	24101	No
241	GOM_NL__2PRFIN20061009_202213_000000412051_00501_24102_2543.N1	09-OCT-2006 20:22:13	Dark	40.500	161	Tau Pup	2.9310	4500.0	81	24102	No
242	GOM_NL__2PRFIN20061009_202336_000000522051_00501_24102_2544.N1	09-OCT-2006 20:23:36	Dark	51.500	2	Alp Car	-0.73600	7000.0	103	24102	No
243	GOM_NL__2PRFIN20061009_203205_000000332051_00501_24102_2545.N1	09-OCT-2006 20:32:05	Dark	32.500	143	Alp Hyi	2.8570	7200.0	65	24102	No
244	GOM_NL__2PRFIN20061009_203332_000000332051_00501_24102_2546.N1	09-OCT-2006 20:33:32	Dark	33.000	9	Alp Eri	0.45300	24000.	66	24102	No
245	GOM_NL__2PRFIN20061009_203842_000000362051_00501_24102_2547.N1	09-OCT-2006 20:38:42	Straylight	35.500	84	Alp Phe	2.3970	4500.0	71	24102	No
246	GOM_NL__2PRFIN20061009_204524_000000392051_00501_24102_2548.N1	09-OCT-2006 20:45:24	Straylight	39.000	52	16Bet Cet	2.0370	4500.0	78	24102	No
247	GOM_NL__2PRFIN20061009_205518_000000312051_00501_24102_2549.N1	09-OCT-2006 20:55:18	Bright	31.000	140	88Gam Peg	2.8340	26000.	62	24102	No
248	GOM_NL__2PRFIN20061009_205905_000000252051_00501_24102_2550.N1	09-OCT-2006 20:59:05	Dark	25.000	93	53Bet Peg	2.5200	3100.0	50	24102	Yes
249	GOM_NL__2PRFIN20061009_210735_000000332051_00501_24102_2551.N1	09-OCT-2006 21:07:35	Bright	32.500	68	18Alp Cas	2.2250	4500.0	65	24102	No
250	GOM_NL__2PRFIN20061009_210859_000000332051_00501_24102_2552.N1	09-OCT-2006 21:08:59	Bright	32.500	76	27Gam Cas	2.3000	30000.	65	24102	No
251	GOM_NL__2PRFIN20061009_211616_000000302051_00501_24102_2553.N1	09-OCT-2006 21:16:16	Bright	29.500	49	1Alp UMi	1.9900	6300.0	59	24102	No
252	GOM_NL__2PRFIN20061009_212425_000000312051_00501_24102_2554.N1	09-OCT-2006 21:24:25	Bright	31.000	36	50Alp UMa	1.8000	6300.0	62	24102	No
253	GOM_NL__2PRFIN20061009_212557_000000292051_00501_24102_2555.N1	09-OCT-2006 21:25:57	Bright	28.500	82	48Bet UMa	2.3650	10600.	57	24102	No
254	GOM_NL__2PRFIN20061009_212915_000000302051_00501_24102_2556.N1	09-OCT-2006 21:29:15	Bright	30.000	174	52Psi UMa	3.0040	4400.0	60	24102	No
255	GOM_NL__2PRFIN20061009_213603_000000332051_00501_24102_2557.N1	09-OCT-2006 21:36:03	Bright	33.000	166	17Eps Leo	2.9800	6000.0	66	24102	No
256	GOM_NL__2PRFIN20061009_213912_000000332051_00501_24102_2558.N1	09-OCT-2006 21:39:12	Bright	32.500	22	32Alp Leo	1.3600	15200.	65	24102	No
257	GOM_NL__2PRFIN20061009_214609_000000432051_00501_24102_2559.N1	09-OCT-2006 21:46:09	Twilight	43.000	48	30Alp Hya	1.9770	4100.0	86	24102	No
258	GOM_NL__2PRFIN20061009_215546_000000442051_00501_24102_2560.N1	09-OCT-2006 21:55:46	Dark	43.500	65	Lam Vel	2.2040	4400.0	87	24102	No
259	GOM_NL__2PRFIN20061009_215843_000000352051_00501_24102_2561.N1	09-OCT-2006 21:58:43	Dark	34.500	34	Gam2Vel	1.7930	23000.	69	24102	No
260	GOM_NL__2PRFIN20061009_220249_000000372052_00001_24103_2543.N1	09-OCT-2006 22:02:49	Dark	37.000	161	Tau Pup	2.9310	4500.0	74	24103	No
261	GOM_NL__2PRFIN20061009_220413_000000402052_00001_24103_2544.N1	09-OCT-2006 22:04:13	Dark	40.000	2	Alp Car	-0.73600	7000.0	80	24103	No
262	GOM_NL__2PRFIN20061009_221241_000000322052_00001_24103_2545.N1	09-OCT-2006 22:12:41	Dark	32.000	143	Alp Hyi	2.8570	7200.0	64	24103	No
263	GOM_NL__2PRFIN20061009_221409_000000382052_00001_24103_2546.N1	09-OCT-2006 22:14:09	Dark	38.000	9	Alp Eri	0.45300	24000.	76	24103	No
264	GOM_NL__2PRFIN20061009_221918_000000342052_00001_24103_2547.N1	09-OCT-2006 22:19:18	Straylight	33.500	84	Alp Phe	2.3970	4500.0	67	24103	No
265	GOM_NL__2PRFIN20061009_222601_000000382052_00001_24103_2548.N1	09-OCT-2006 22:26:01	Straylight	37.500	52	16Bet Cet	2.0370	4500.0	75	24103	No
266	GOM_NL__2PRFIN20061009_223553_000000302052_00001_24103_2549.N1	09-OCT-2006 22:35:53	Bright	30.000	140	88Gam Peg	2.8340	26000.	60	24103	No
267	GOM_NL__2PRFIN20061009_224001_000000082052_00001_24103_2550.N1	09-OCT-2006 22:40:01	Dark	7.5000	93	53Bet Peg	2.5200	3100.0	15	24103	Yes
268	GOM_NL__2PRFIN20061009_224811_000000332052_00001_24103_2551.N1	09-OCT-2006 22:48:11	Bright	32.500	68	18Alp Cas	2.2250	4500.0	65	24103	No
269	GOM_NL__2PRFIN20061009_224935_000000332052_00001_24103_2552.N1	09-OCT-2006 22:49:35	Bright	33.000	76	27Gam Cas	2.3000	30000.	66	24103	No
270	GOM_NL__2PRFIN20061009_225653_000000292052_00001_24103_2553.N1	09-OCT-2006 22:56:53	Bright	29.000	49	1Alp UMi	1.9900	6300.0	58	24103	No
271	GOM_NL__2PRFIN20061009_230501_000000302052_00001_24103_2554.N1	09-OCT-2006 23:05:01	Bright	30.000	36	50Alp UMa	1.8000	6300.0	60	24103	No
272	GOM_NL__2PRFIN20061009_230633_000000312052_00001_24103_2555.N1	09-OCT-2006 23:06:33	Bright	30.500	82	48Bet UMa	2.3650	10600.	61	24103	No
273	GOM_NL__2PRFIN20061009_230951_000000302052_00001_24103_2556.N1	09-OCT-2006 23:09:51	Bright	29.500	174	52Psi UMa	3.0040	4400.0	59	24103	No
274	GOM_NL__2PRFIN20061009_231639_000000342052_00001_24103_2557.N1	09-OCT-2006 23:16:39	Bright	34.000	166	17Eps Leo	2.9800	6000.0	68	24103	No
275	GOM_NL__2PRFIN20061009_231948_000000292052_00001_24103_2558.N1	09-OCT-2006 23:19:48	Bright	29.000	22	32Alp Leo	1.3600	15200.	58	24103	No
276	GOM_NL__2PRFIN20061009_232646_000000452052_00001_24103_2559.N1	09-OCT-2006 23:26:46	Twilight	44.500	48	30Alp Hya	1.9770	4100.0	89	24103	No
277	GOM_NL__2PRFIN20061009_233622_000000352052_00001_24103_2560.N1	09-OCT-2006 23:36:22	Dark	35.000	65	Lam Vel	2.2040	4400.0	70	24103	No
278	GOM_NL__2PRFIN20061009_233920_000000382052_00001_24103_2561.N1	09-OCT-2006 23:39:20	Dark	38.000	34	Gam2Vel	1.7930	23000.	76	24103	No

279	GOM_NL__2PRFIN20061009_234326_000000392052_00002_24104_2543.N1	09-OCT-2006 23:43:26	Dark	39.000	161	Tau Pup	2.9310	4500.0	78	24104	No
280	GOM_NL__2PRFIN20061009_234450_000000512052_00002_24104_2544.N1	09-OCT-2006 23:44:50	Dark	50.500	2	Alp Car	-0.73600	7000.0	101	24104	No
281	GOM_NL__2PRFIN20061009_235317_000000352052_00002_24104_2545.N1	09-OCT-2006 23:53:17	Dark	34.500	143	Alp Hyi	2.8570	7200.0	69	24104	No
282	GOM_NL__2PRFIN20061009_235445_000000342052_00002_24104_2546.N1	09-OCT-2006 23:54:45	Dark	33.500	9	Alp Eri	0.45300	24000.	67	24104	No
283	GOM_NL__2PRFIN20061009_235954_000000352052_00002_24104_2547.N1	09-OCT-2006 23:59:54	Straylight	34.500	84	Alp Phe	2.3970	4500.0	69	24104	No

### 3. Quality information per product


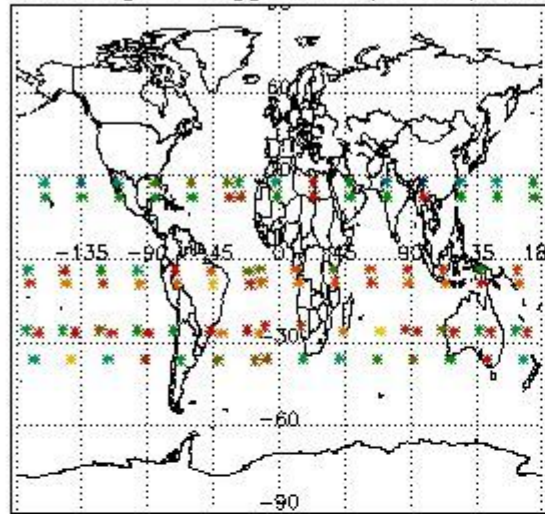
In this section it is plotted some information contained in the Quality Summary data set of the level 2 products. Only products in dark limb conditions and without errors (error flag in the MPH set to "0") are used.

#### 3.1 Plot quality information per product (time dependant)

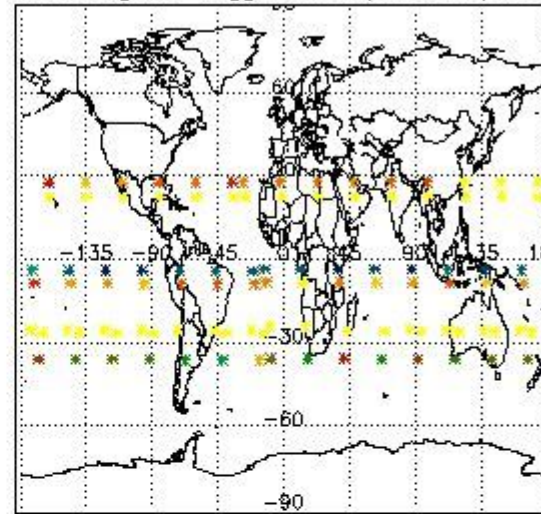


#### 3.2 Plot quality information per product (world map)


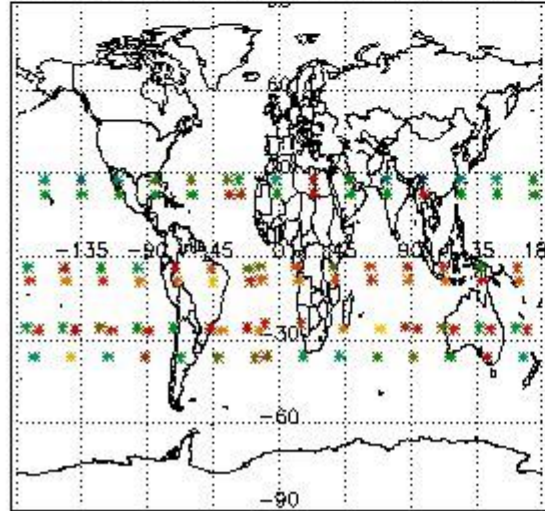
Percentage of flagged data per O3 profile



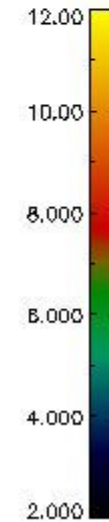
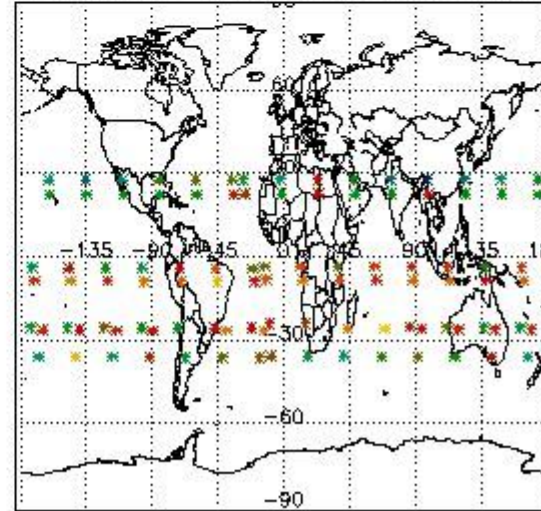
Percentage of flagged data per H2O profile



Percentage of flagged data per NO2 profile



Percentage of flagged data per NO3 profile



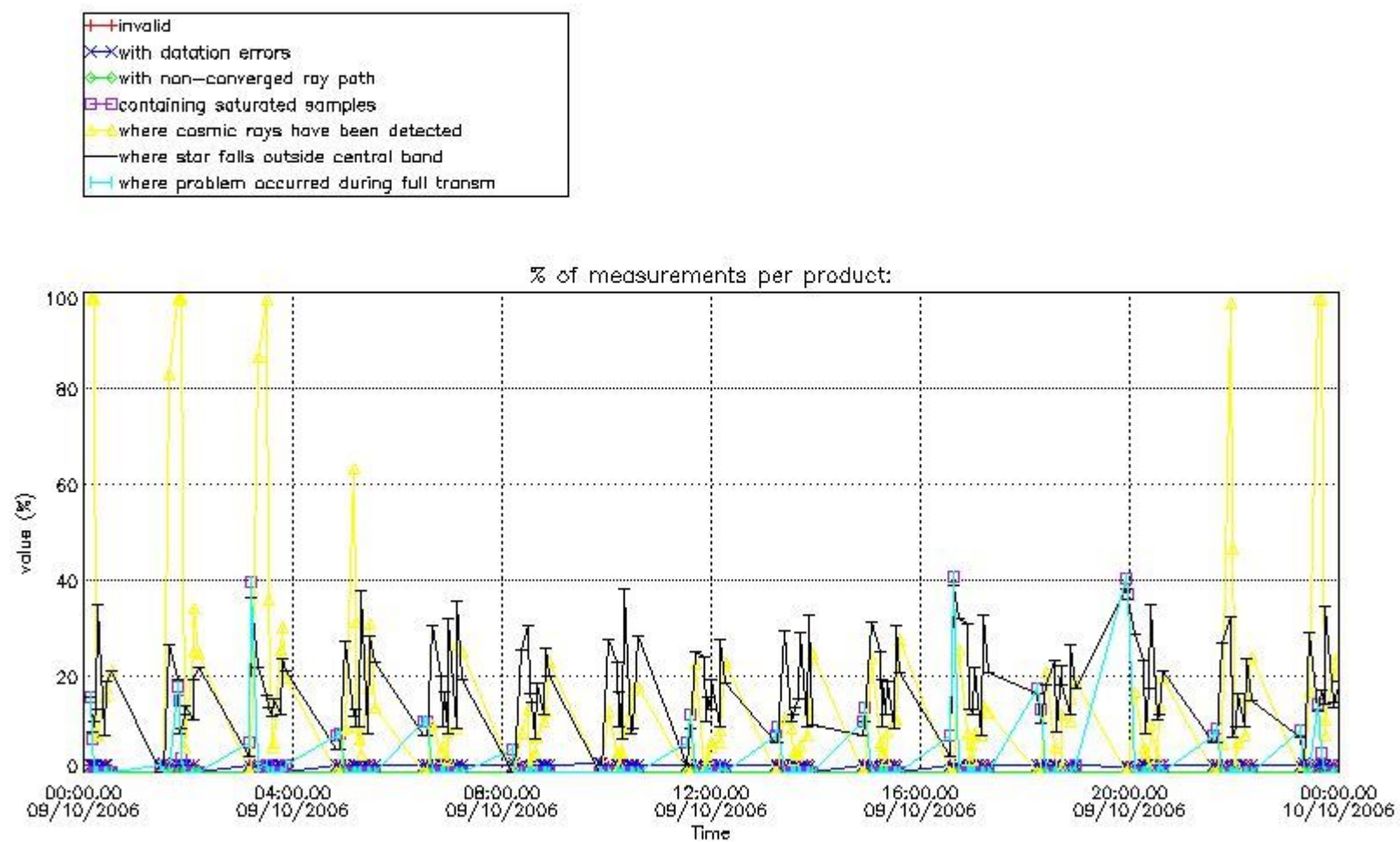
#### 4. Level 1 quality information per product

In this section it is plotted some information contained in the Quality Summary data set of the level 2 products that comes from the level 1b processing. Products without errors (error flag in the MPH set to "0") are used.

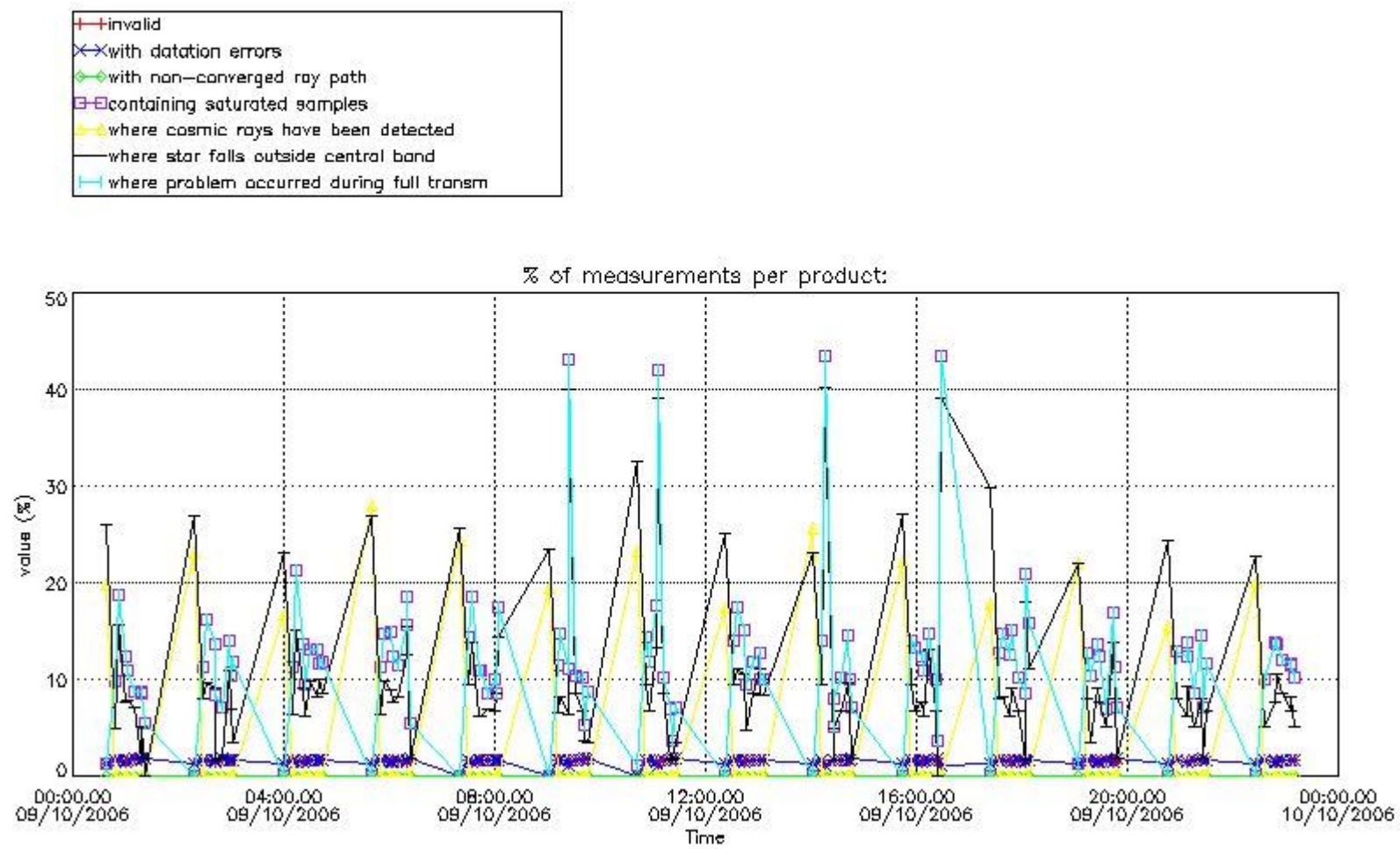
##### 4.1 Plot quality information per product (time dependant) coming from level 1b processing

###### 4.1.1 Plot level 1 quality information per product (time dependant): ENVISAT ASCENDING passes





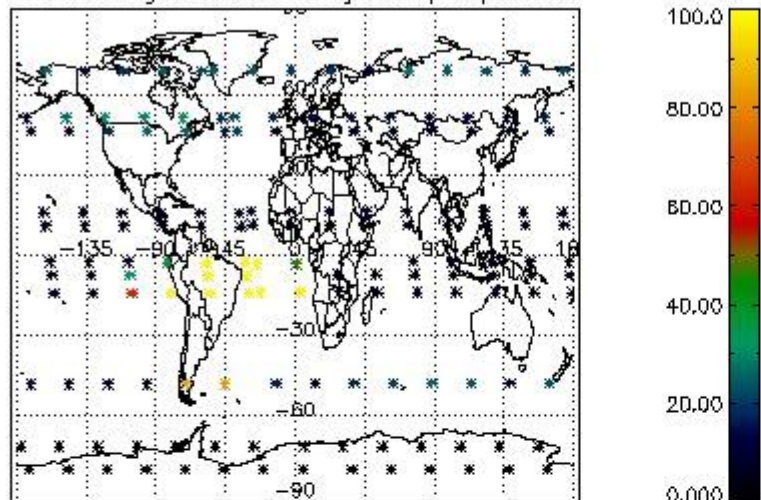
4.1.2 Plot level 1 quality information per product (time dependant): ENVI SAT DESCENDING passes



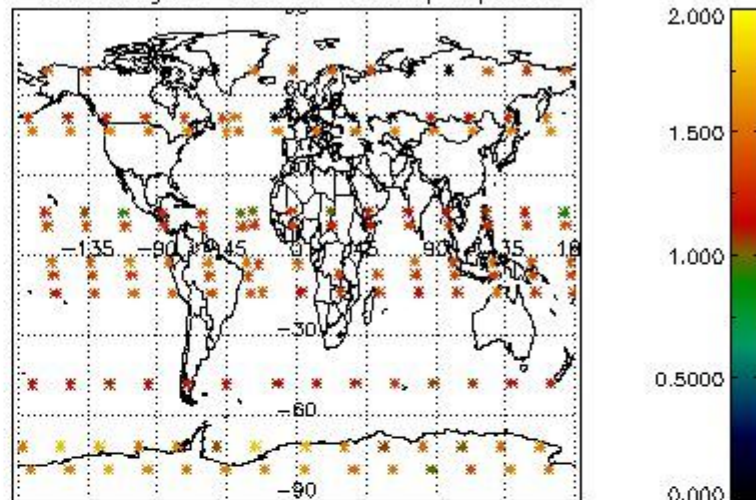
*4.2 Plot quality information per product coming from level 1b processing (world map)*

*4.2.1 Plot level 1 quality information per product (world map): ENVISAT ASCENDING passes*

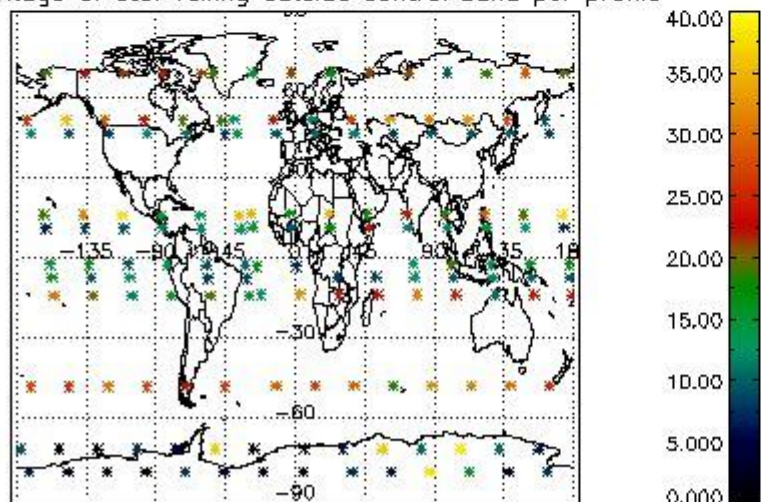
Percentage of cosmic ray hits per profile



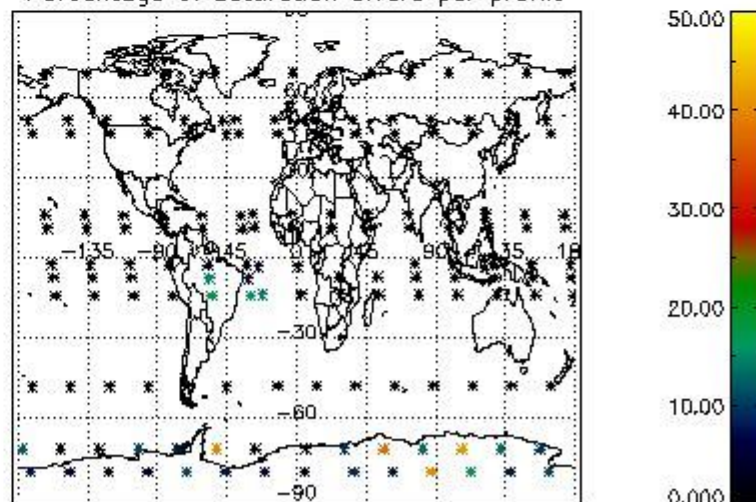
Percentage of datation errors per profile



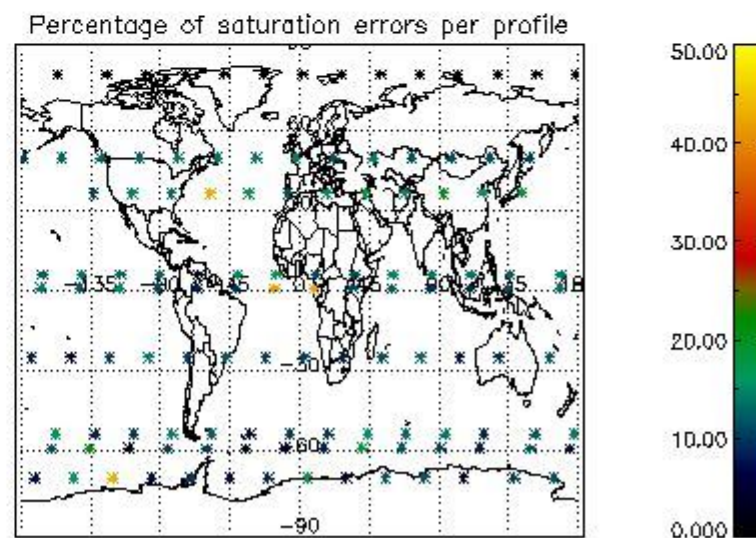
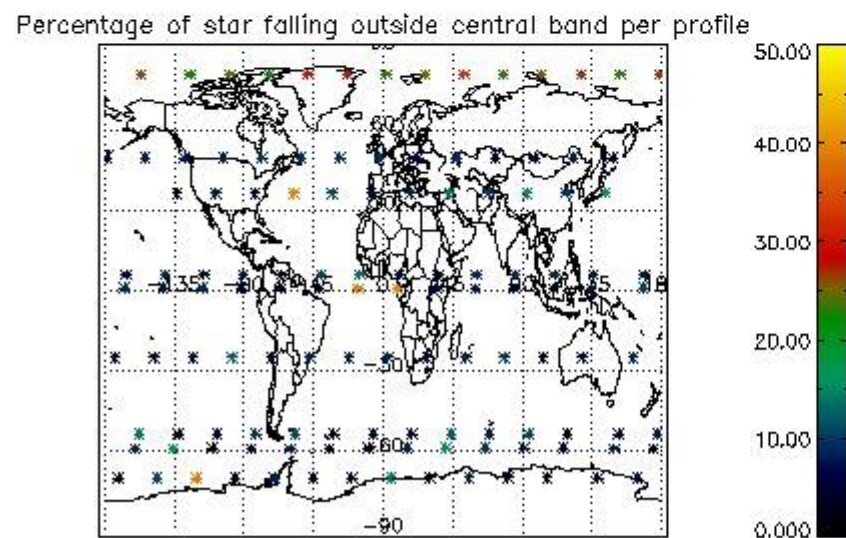
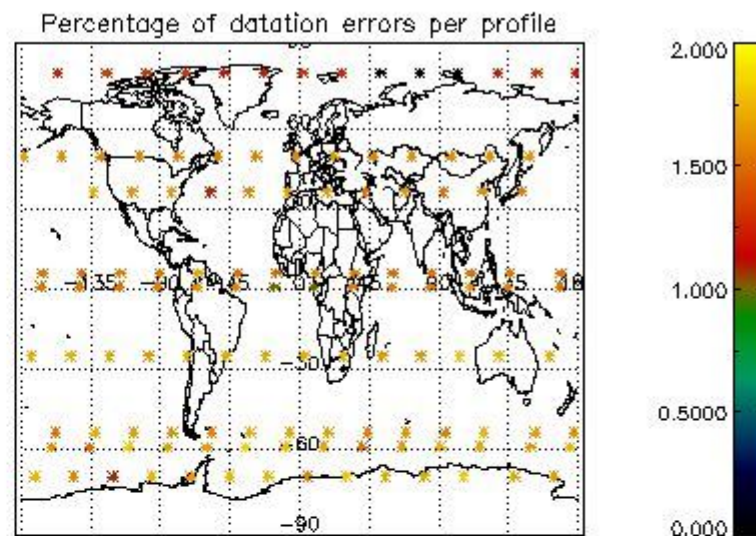
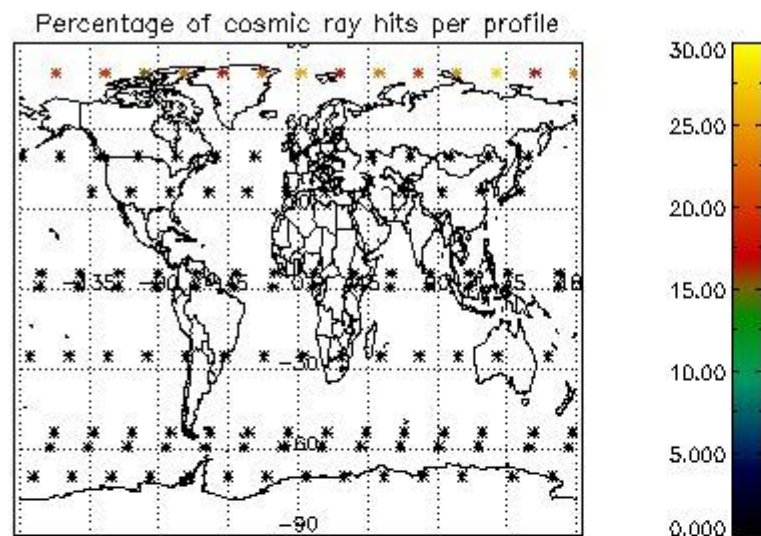
Percentage of star falling outside central band per profile



Percentage of saturation errors per profile



4.2.2 Plot level 1 quality information per product (world map): ENVISAT DESCENDING passes



## 5. Trace gas profiles

### 5.1 Ozone statistics based on quality of products

The final quality of the products can be "measured" using the STD (Standard Deviation) attached to every point profile. This information is written to the parameter GOM\_NL\_\_2P/NL\_LOCAL\_SPECIES\_DENSITY/o3\_std of the level 2 products. The table below shows the statistics for given STD ranges.

The statistics are given with respect to the overall valid production:

- Products without fatal errors: GOM\_NL\_\_2P/MPH/PRODUCT\_ERR=0
- Valid point profile: GOM\_NL\_\_2P/NL\_LOCAL\_SPECIES\_DENSITY/pcd(0)=0

The 'Criteria' is applied to valid points of dark limb products:

- Products in dark limb illumination condition: GOM\_NL\_\_2P/NL\_SUMMARY\_QUALITY/obs\_ill\_cond=0
- Products without fatal errors: GOM\_NL\_\_2P/MPH/PRODUCT\_ERR=0
- Valid point profile: GOM\_NL\_\_2P/NL\_LOCAL\_SPECIES\_DENSITY/pcd(0)=0

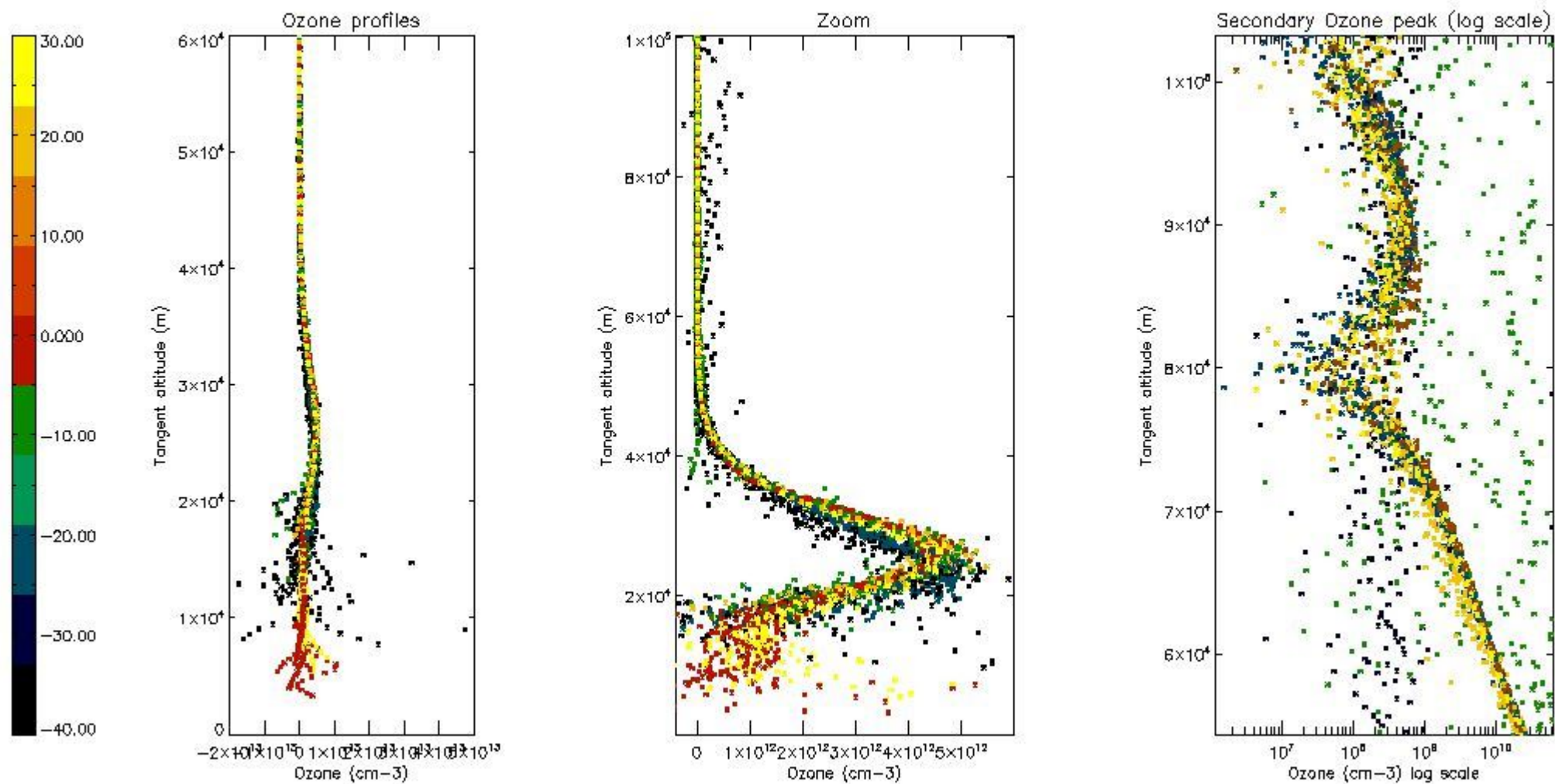
So, the table below shows the percentage of dark limb and valid observations for each criteria with respect to the overall valid daily observations.

Criteria	% of total production
All STD	39
STD < 20	23

STD < 10	18
STD < 5	12

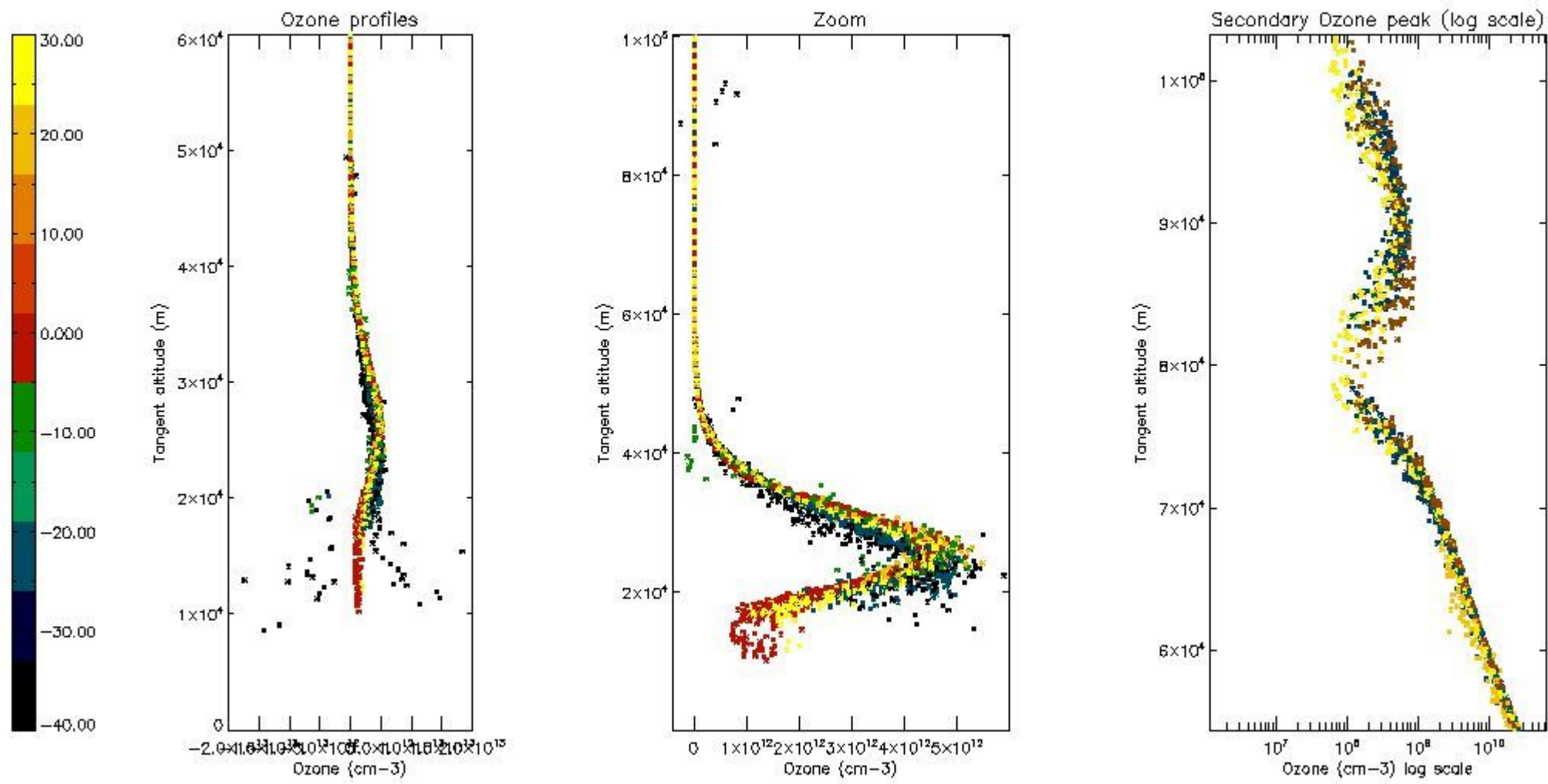
5.2 Plot ozone profiles for all STD (dark without errors)

The colorbar represents the latitude.



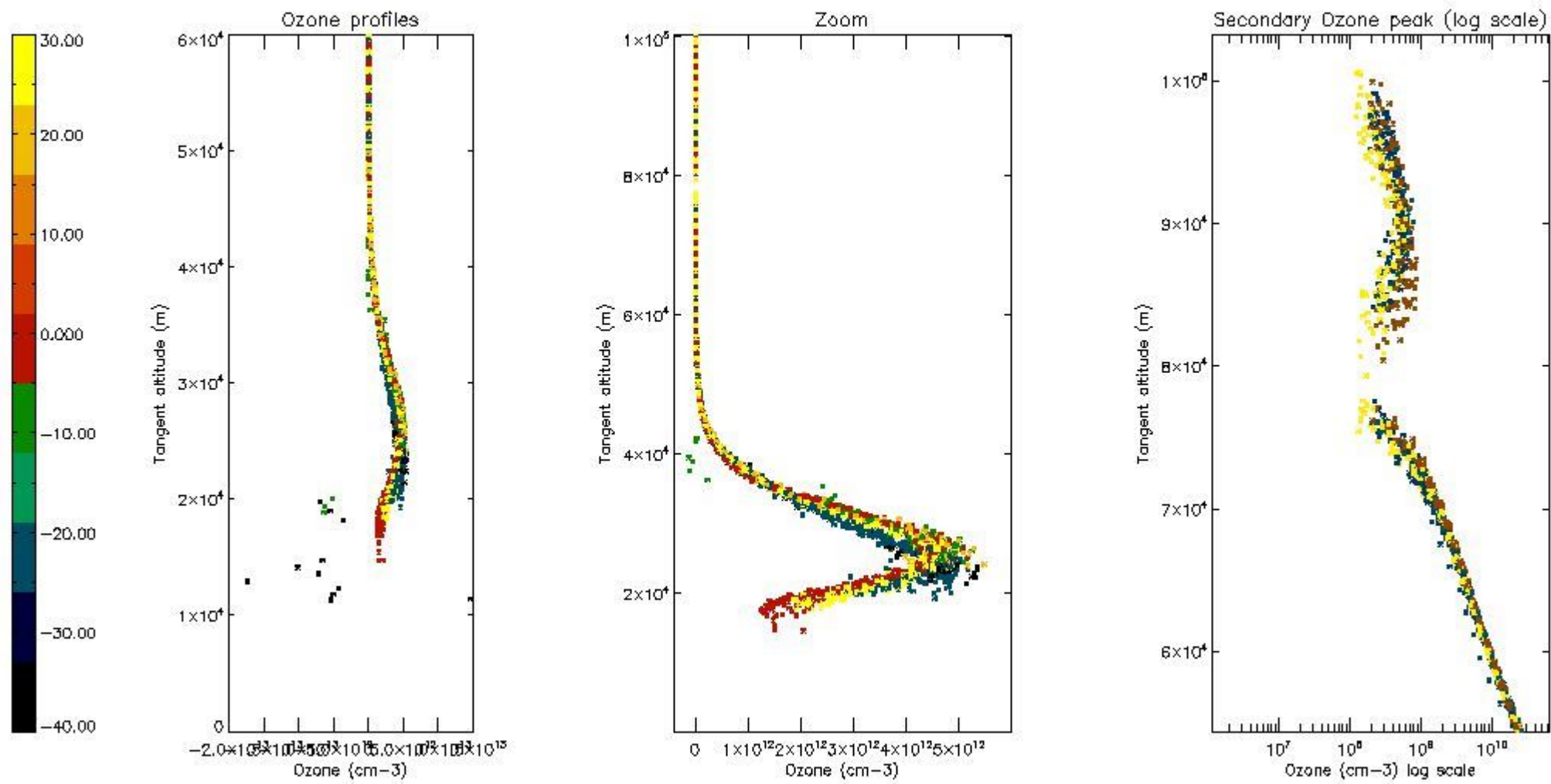
5.3 Plot ozone profiles where STD < 20% (dark without errors)

The colorbar represents the latitude.



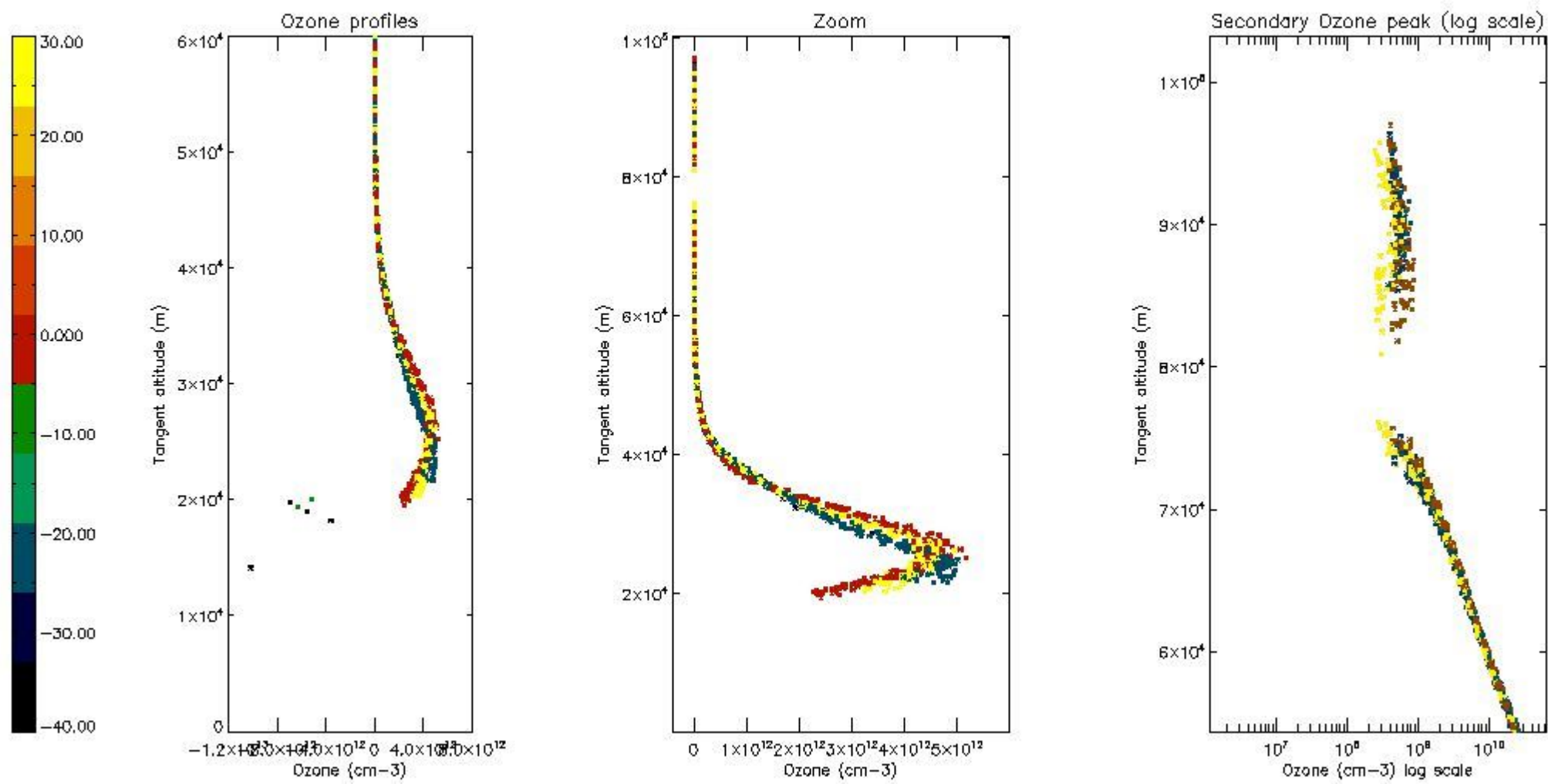
*5.4 Plot ozone profiles where STD < 10% (dark without errors)*

The colorbar represents the latitude.



*5.5 Plot ozone profiles where STD < 5% (dark without errors)*

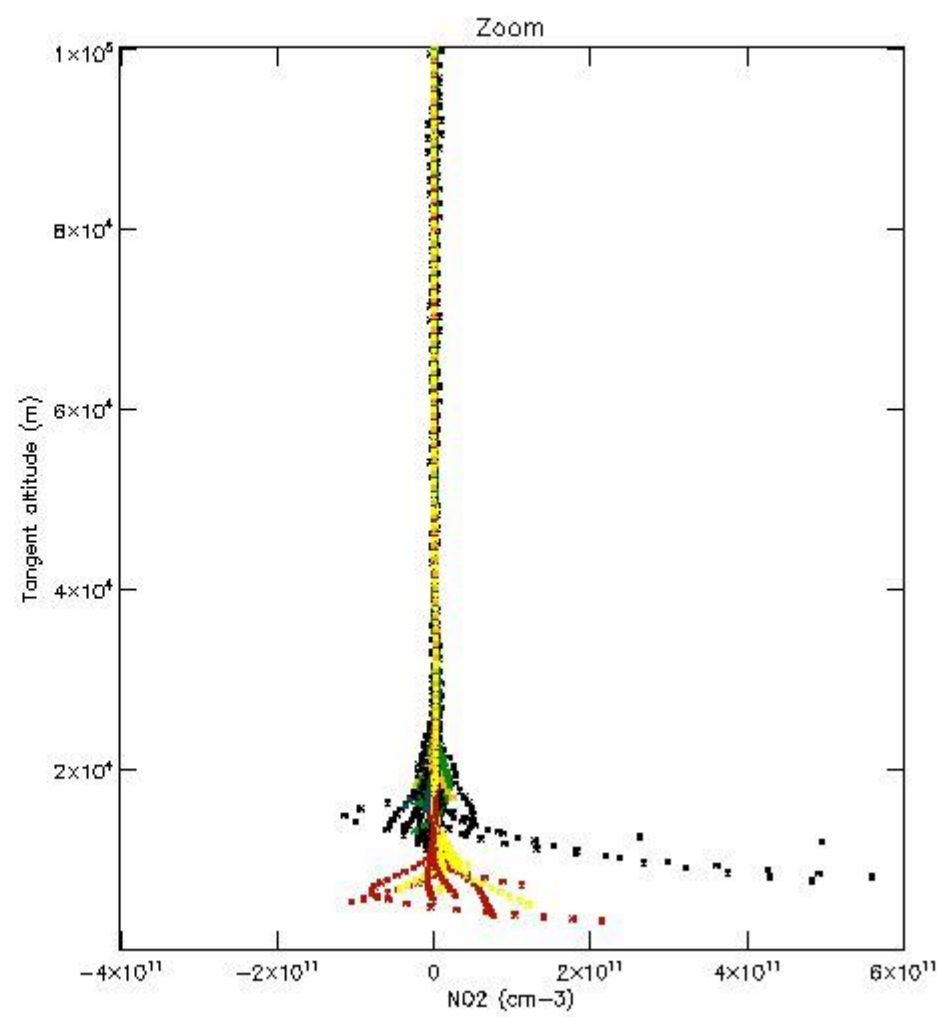
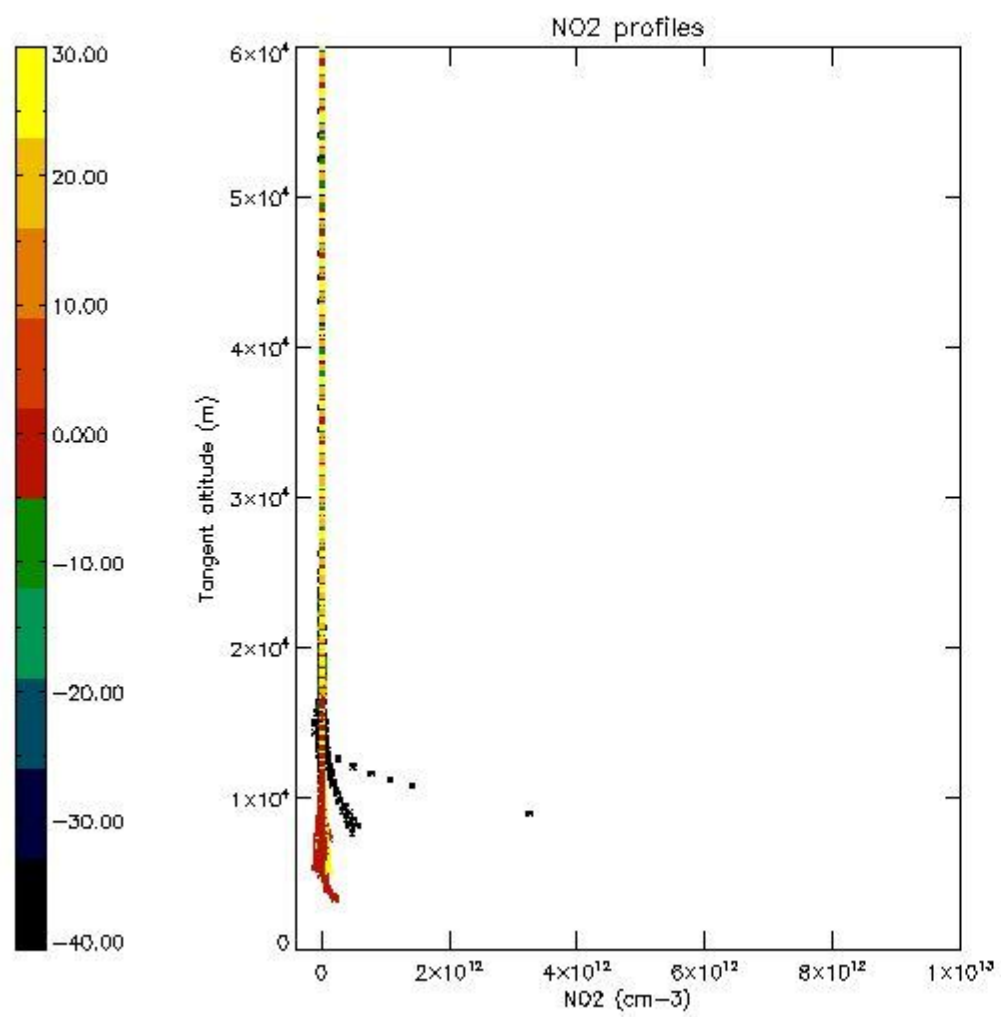
The colorbar represents the latitude.



*5.6 Plot NO<sub>2</sub> profiles for all STD (dark without errors)*

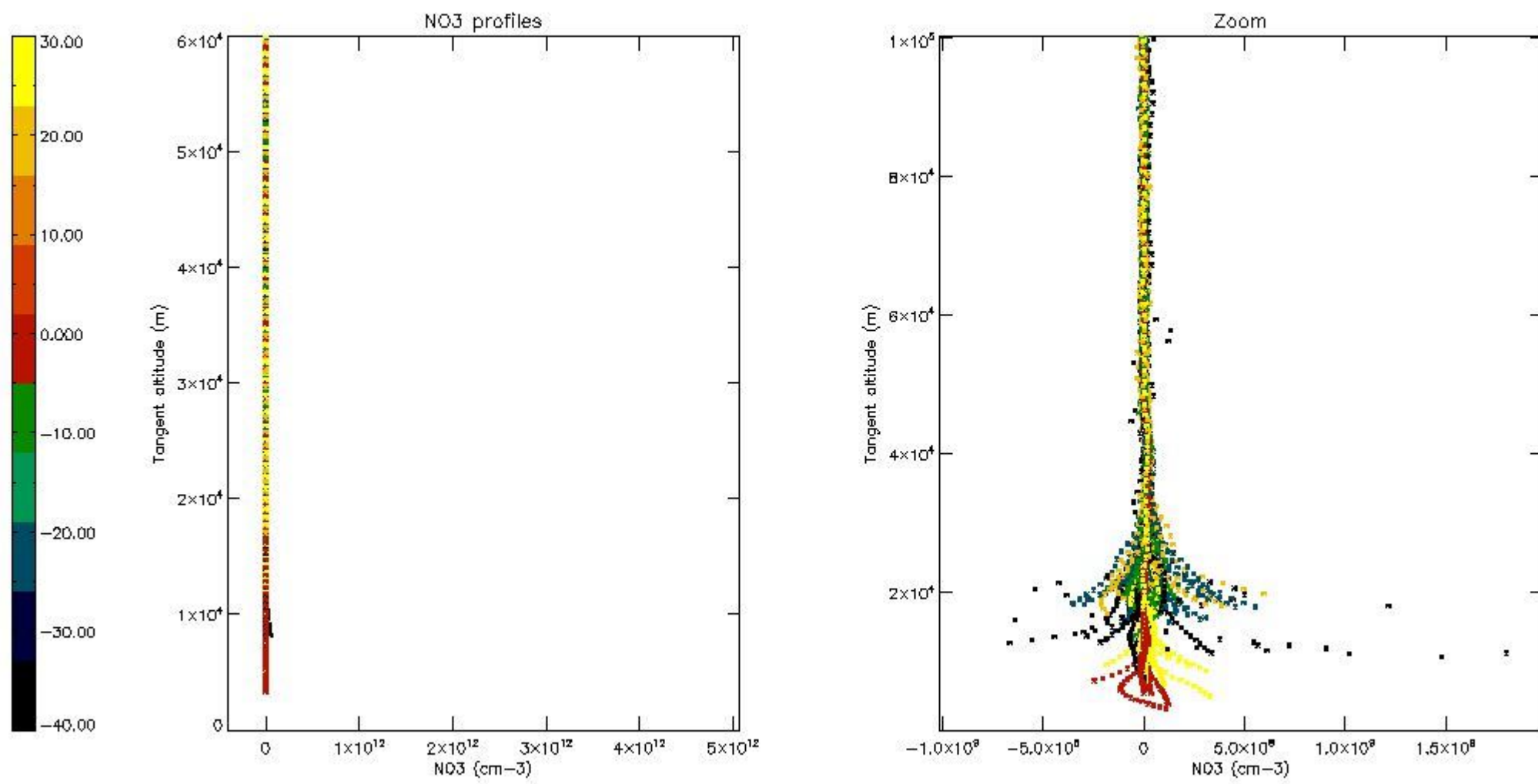
The colorbar represents the latitude.





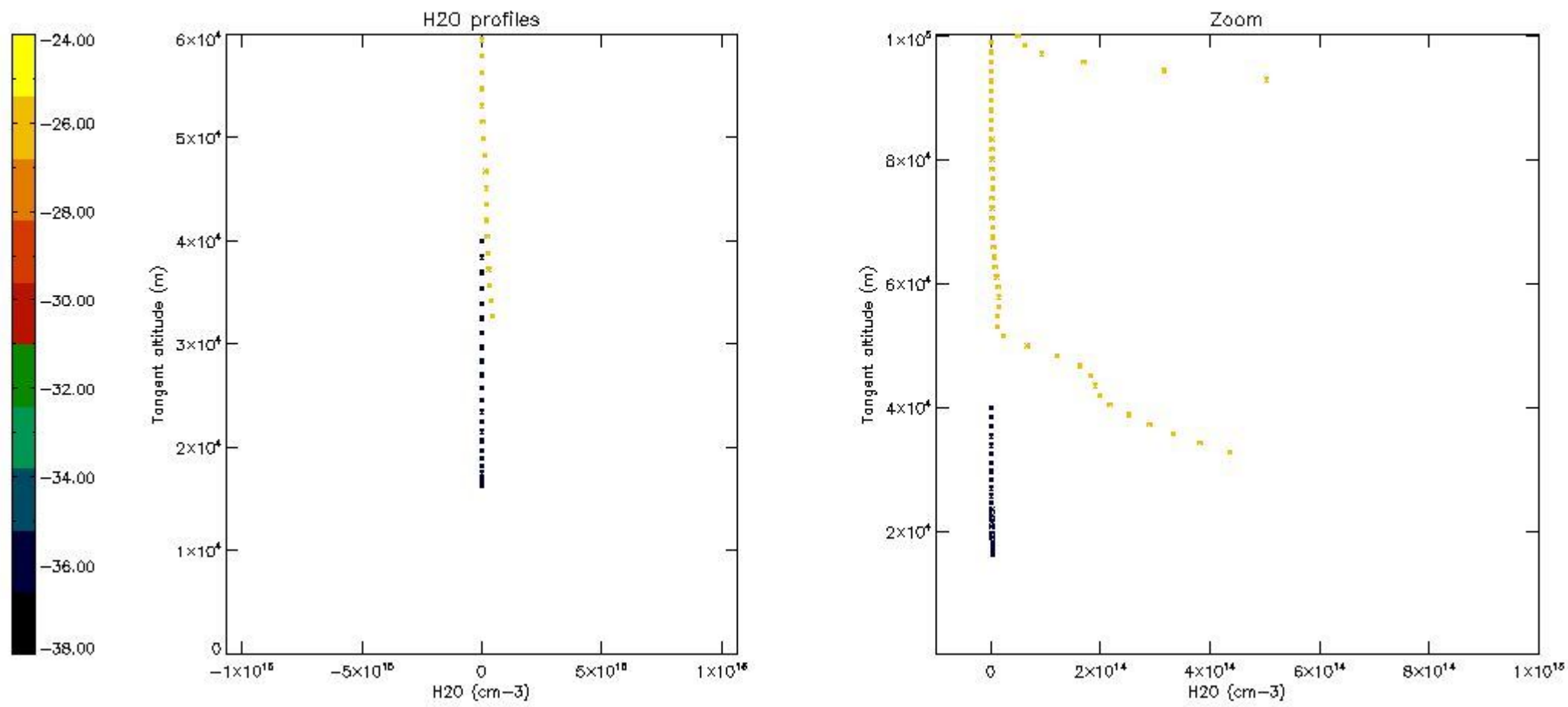
*5.7 Plot NO3 profiles for all STD (dark without errors)*

The colorbar represents the latitude.



5.8 Plot H<sub>2</sub>O profiles for all STD (only for occultations of stars 1,2,3,4,13,14,16,26,63 dark without errors)

The colorbar represents the latitude.



## 6. Auxiliary Data Files used for the production reported in section 2

The number reported in the third column indicates since which file (see list in section 2) the corresponding auxiliary file has been used. The fourth column is the date of those product files.

Type	Auxiliary Filename	Used since product	Used since product date
INST_PHYS_CHARACTERISTICS	GOM_INS_AXVIEC20091111_143220_20030716_120000_20500101_000000	1	09-OCT-2006 00:07:52
LEVEL-2_PROC_CONFIG	GOM_PR2_AXVIEC20091111_152718_20020301_000000_20500101_000000	1	09-OCT-2006 00:07:52
CROSS_SECTIONS_FILE	GOM_CRS_AXVIEC20091111_154832_20020301_000000_20500101_000000	1	09-OCT-2006 00:07:52

# GOMOS Level 2 Daily Report

## SUMMARY

### [1. General Info](#)

### [2. Summary of processed GOM\\_NL\\_2P products](#)

### [3. Level 2 Quality information per product](#)

#### [3.1 Plot of level 2 quality information per product \(time dependant\)](#)

#### [3.2 Plot of level 2 quality information per product \(world map\)](#)

### [4. Level 1 Quality information per product \(stored on level 2 products\)](#)

#### [4.1 Plot of level 1 quality information per product \(time dependant\)](#)

##### [4.1.1 Plot of level 1 quality information per product \(time dependant\): ASCENDING](#)

##### [4.1.2 Plot of level 1 quality information per product \(time dependant\): DESCENDING](#)

#### [4.2 Plot of level 1 quality information per product \(world map\)](#)

##### [4.2.1 Plot of level 1 quality information per product \(world map\): ASCENDING](#)

##### [4.2.2 Plot of level 1 quality information per product \(world map\): DESCENDING](#)

### [5. Ozone profiles based on quality statistics and other trace gas profiles](#)

#### [5.1 Ozone statistics based on quality of products](#)

#### [5.2 Plot ozone profiles for all STD \(dark without errors\)](#)

#### [5.3 Plot ozone profiles where STD < 20% \(dark without errors\)](#)

#### [5.4. Plot ozone profiles where STD < 10% \(dark without errors\)](#)

#### [5.5. Plot ozone profiles where STD < 5% \(dark without errors\)](#)

#### [5.6 Plot NO2 profiles for all STD \(dark without errors\)](#)

#### [5.7 Plot NO3 profiles for all STD \(dark without errors\)](#)

#### [5.8 Plot H2O profiles \(only for occultations of stars 1,2,3,4,13,14,16,26,63 dark without errors\) for all STD](#)

### [6. Auxiliary Data Files used for the production reported in section 2](#)

This report presents the daily analysis on parameters extracted from GOMOS level 2 data (GOM\_NL\_\_2P). It is intended to monitor some important parameters that will impact the quality of these products. A list of level 2 products (and content) that have arrived during the reporting day to the PCF is also given.

Item	Value
Time of report generation	24APR2013 04:48:29
Data source version	GOMOS/6.01
Start time of products	09-10-2006 (09OCT2006 00:00:00)
Stop time of products	10-10-2006 (10OCT2006 00:00:00)
Store outputs in DB	Yes
Nb of level 2 prods	283
Nb of prods with errors	2

## 2. Summary of processed GOM\_NL\_\_2P products.

Nr	Filename	UTC Start time	Limb	Duration	Star Id	Star Name	Star Mag	Star Temp	Nb Meas	Orbit	Prod. error
1	GOM_NL__2PRFIN20061009_000752_000000362051_00488_24089_2491.N1	09-OCT-2006 00:07:52	Dark	35.500	65	Lam Vel	2.2040	4400.0	71	24089	No
2	GOM_NL__2PRFIN20061009_000940_000000372051_00488_24089_2492.N1	09-OCT-2006 00:09:40	Dark	36.500	70	Zet Pup	2.2460	39000.	73	24089	No
3	GOM_NL__2PRFIN20061009_001106_000000332051_00488_24089_2493.N1	09-OCT-2006 00:11:06	Dark	33.000	46	Del Vel	1.9540	10600.	66	24089	No
4	GOM_NL__2PRFIN20061009_001452_000000382051_00489_24090_2525.N1	09-OCT-2006 00:14:52	Dark	38.000	161	Tau Pup	2.9310	4500.0	76	24090	No
5	GOM_NL__2PRFIN20061009_001615_000000522051_00489_24090_2526.N1	09-OCT-2006 00:16:15	Dark	51.500	2	Alp Car	-0.73600	7000.0	103	24090	No
6	GOM_NL__2PRFIN20061009_002450_000000322051_00489_24090_2527.N1	09-OCT-2006 00:24:50	Dark	32.000	143	Alp Hyi	2.8570	7200.0	64	24090	No
7	GOM_NL__2PRFIN20061009_002617_000000372051_00489_24090_2528.N1	09-OCT-2006 00:26:17	Dark	37.000	9	Alp Eri	0.45300	24000.	74	24090	No
8	GOM_NL__2PRFIN20061009_003128_000000362051_00489_24090_2529.N1	09-OCT-2006 00:31:28	Straylight	35.500	84	Alp Phe	2.3970	4500.0	71	24090	No
9	GOM_NL__2PRFIN20061009_003811_000000412051_00489_24090_2530.N1	09-OCT-2006 00:38:11	Straylight	40.500	52	16Bet Cet	2.0370	4500.0	81	24090	No
10	GOM_NL__2PRFIN20061009_004807_000000312051_00489_24090_2531.N1	09-OCT-2006 00:48:07	Bright	30.500	140	88Gam Peg	2.8340	26000.	61	24090	No
11	GOM_NL__2PRFIN20061009_005150_000000322051_00489_24090_2532.N1	09-OCT-2006 00:51:50	Bright	32.000	93	53Bet Peg	2.5200	3100.0	64	24090	No
12	GOM_NL__2PRFIN20061009_010027_000000332051_00489_24090_2533.N1	09-OCT-2006 01:00:27	Bright	32.500	68	18Alp Cas	2.2250	4500.0	65	24090	No
13	GOM_NL__2PRFIN20061009_010152_000000322051_00489_24090_2534.N1	09-OCT-2006 01:01:52	Bright	32.000	76	27Gam Cas	2.3000	30000.	64	24090	No
14	GOM_NL__2PRFIN20061009_010906_000000292051_00489_24090_2535.N1	09-OCT-2006 01:09:06	Bright	28.500	49	1Alp UMi	1.9900	6300.0	57	24090	No
15	GOM_NL__2PRFIN20061009_011713_000000292051_00489_24090_2536.N1	09-OCT-2006 01:17:13	Bright	28.500	36	50Alp UMa	1.8000	6300.0	57	24090	No
16	GOM_NL__2PRFIN20061009_011845_000000302051_00489_24090_2537.N1	09-OCT-2006 01:18:45	Bright	29.500	82	48Bet UMa	2.3650	10600.	59	24090	No
17	GOM_NL__2PRFIN20061009_012203_000000282051_00489_24090_2538.N1	09-OCT-2006 01:22:03	Bright	27.500	174	52Psi UMa	3.0040	4400.0	55	24090	No
18	GOM_NL__2PRFIN20061009_012848_000000312051_00489_24090_2539.N1	09-OCT-2006 01:28:48	Bright	31.000	166	17Eps Leo	2.9800	6000.0	62	24090	No
19	GOM_NL__2PRFIN20061009_013157_000000282051_00489_24090_2540.N1	09-OCT-2006 01:31:57	Bright	27.500	22	32Alp Leo	1.3600	15200.	55	24090	No
20	GOM_NL__2PRFIN20061009_013851_000000442051_00489_24090_2541.N1	09-OCT-2006 01:38:51	Twilight	43.500	48	30Alp Hya	1.9770	4100.0	87	24090	No
21	GOM_NL__2PRFIN20061009_014829_000000372051_00489_24090_2542.N1	09-OCT-2006 01:48:29	Dark	36.500	65	Lam Vel	2.2040	4400.0	73	24090	No
22	GOM_NL__2PRFIN20061009_015017_000000372051_00489_24090_2543.N1	09-OCT-2006 01:50:17	Dark	37.000	70	Zet Pup	2.2460	39000.	74	24090	No
23	GOM_NL__2PRFIN20061009_015142_000000332051_00489_24090_2544.N1	09-OCT-2006 01:51:42	Dark	32.500	46	Del Vel	1.9540	10600.	65	24090	No
24	GOM_NL__2PRFIN20061009_015528_000000382051_00490_24091_2475.N1	09-OCT-2006 01:55:28	Dark	38.000	161	Tau Pup	2.9310	4500.0	76	24091	No
25	GOM_NL__2PRFIN20061009_015652_000000402051_00490_24091_2476.N1	09-OCT-2006 01:56:52	Dark	39.500	2	Alp Car	-0.73600	7000.0	79	24091	No
26	GOM_NL__2PRFIN20061009_020526_000000322051_00490_24091_2477.N1	09-OCT-2006 02:05:26	Dark	32.000	143	Alp Hyi	2.8570	7200.0	64	24091	No
27	GOM_NL__2PRFIN20061009_020653_000000372051_00490_24091_2478.N1	09-OCT-2006 02:06:53	Dark	36.500	9	Alp Eri	0.45300	24000.	73	24091	No
28	GOM_NL__2PRFIN20061009_021204_000000372051_00490_24091_2479.N1	09-OCT-2006 02:12:04	Straylight	36.500	84	Alp Phe	2.3970	4500.0	73	24091	No
29	GOM_NL__2PRFIN20061009_021847_000000412051_00490_24091_2480.N1	09-OCT-2006 02:18:47	Straylight	41.000	52	16Bet Cet	2.0370	4500.0	82	24091	No
30	GOM_NL__2PRFIN20061009_022843_000000312051_00490_24091_2481.N1	09-OCT-2006 02:28:43	Bright	31.000	140	88Gam Peg	2.8340	26000.	62	24091	No
31	GOM_NL__2PRFIN20061009_023226_000000312051_00490_24091_2482.N1	09-OCT-2006 02:32:26	Bright	31.000	93	53Bet Peg	2.5200	3100.0	62	24091	No
32	GOM_NL__2PRFIN20061009_024102_000000332051_00490_24091_2483.N1	09-OCT-2006 02:41:02	Bright	33.000	68	18Alp Cas	2.2250	4500.0	66	24091	No
33	GOM_NL__2PRFIN20061009_024227_000000302051_00490_24091_2484.N1	09-OCT-2006 02:42:27	Bright	30.000	76	27Gam Cas	2.3000	30000.	60	24091	No
34	GOM_NL__2PRFIN20061009_024941_000000282051_00490_24091_2485.N1	09-OCT-2006 02:49:41	Bright	28.000	49	1Alp UMi	1.9900	6300.0	56	24091	No
35	GOM_NL__2PRFIN20061009_025749_000000322051_00490_24091_2486.N1	09-OCT-2006 02:57:49	Bright	32.000	36	50Alp UMa	1.8000	6300.0	64	24091	No
36	GOM_NL__2PRFIN20061009_025921_000000292051_00490_24091_2487.N1	09-OCT-2006 02:59:21	Bright	29.000	82	48Bet UMa	2.3650	10600.	58	24091	No
37	GOM_NL__2PRFIN20061009_030239_000000302051_00490_24091_2488.N1	09-OCT-2006 03:02:39	Bright	29.500	174	52Psi UMa	3.0040	4400.0	59	24091	No
38	GOM_NL__2PRFIN20061009_030925_000000322051_00490_24091_2489.N1	09-OCT-2006 03:09:25	Bright	32.000	166	17Eps Leo	2.9800	6000.0	64	24091	No
39	GOM_NL__2PRFIN20061009_031233_000000482051_00490_24091_2490.N1	09-OCT-2006 03:12:33	Bright	48.000	22	32Alp Leo	1.3600	15200.	96	24091	No
40	GOM_NL__2PRFIN20061009_031928_000000412051_00490_24091_2491.N1	09-OCT-2006 03:19:28	Twilight	41.000	48	30Alp Hya	1.9770	4100.0	82	24091	No
41	GOM_NL__2PRFIN20061009_032906_000000352051_00490_24091_2492.N1	09-OCT-2006 03:29:06	Dark	34.500	65	Lam Vel	2.2040	4400.0	69	24091	No
42	GOM_NL__2PRFIN20061009_033219_000000342051_00490_24091_2493.N1	09-OCT-2006 03:32:19	Dark	33.500	46	Del Vel	1.9540	10600.	67	24091	No

43	GOM_NL__2PRFIN20061009_033605_000000392051_00491_24092_2496.N1	09-OCT-2006 03:36:05	Dark	38.500	161	Tau Pup	2.9310	4500.0	77	24092	No
44	GOM_NL__2PRFIN20061009_033729_000000402051_00491_24092_2497.N1	09-OCT-2006 03:37:29	Dark	39.500	2	Alp Car	-0.73600	7000.0	79	24092	No
45	GOM_NL__2PRFIN20061009_034602_000000342051_00491_24092_2498.N1	09-OCT-2006 03:46:02	Dark	33.500	143	Alp Hyi	2.8570	7200.0	67	24092	No
46	GOM_NL__2PRFIN20061009_034730_000000382051_00491_24092_2499.N1	09-OCT-2006 03:47:30	Dark	38.000	9	Alp Eri	0.45300	24000.	76	24092	No
47	GOM_NL__2PRFIN20061009_035240_000000362051_00491_24092_2500.N1	09-OCT-2006 03:52:40	Straylight	35.500	84	Alp Phe	2.3970	4500.0	71	24092	No
48	GOM_NL__2PRFIN20061009_035923_000000392051_00491_24092_2501.N1	09-OCT-2006 03:59:23	Straylight	39.000	52	16Bet Cet	2.0370	4500.0	78	24092	No
49	GOM_NL__2PRFIN20061009_040919_000000312051_00491_24092_2502.N1	09-OCT-2006 04:09:19	Bright	31.000	140	88Gam Peg	2.8340	26000.	62	24092	No
50	GOM_NL__2PRFIN20061009_041303_000000332051_00491_24092_2503.N1	09-OCT-2006 04:13:03	Bright	33.000	93	53Bet Peg	2.5200	3100.0	66	24092	No
51	GOM_NL__2PRFIN20061009_042138_000000332051_00491_24092_2504.N1	09-OCT-2006 04:21:38	Bright	33.000	68	18Alp Cas	2.2250	4500.0	66	24092	No
52	GOM_NL__2PRFIN20061009_042303_000000322051_00491_24092_2505.N1	09-OCT-2006 04:23:03	Bright	32.000	76	27Gam Cas	2.3000	30000.	64	24092	No
53	GOM_NL__2PRFIN20061009_043017_000000312051_00491_24092_2506.N1	09-OCT-2006 04:30:17	Bright	30.500	49	1Alp UMi	1.9900	6300.0	61	24092	No
54	GOM_NL__2PRFIN20061009_043825_000000312051_00491_24092_2507.N1	09-OCT-2006 04:38:25	Bright	30.500	36	50Alp UMa	1.8000	6300.0	61	24092	No
55	GOM_NL__2PRFIN20061009_043957_000000302051_00491_24092_2508.N1	09-OCT-2006 04:39:57	Bright	30.000	82	48Bet UMa	2.3650	10600.	60	24092	No
56	GOM_NL__2PRFIN20061009_044315_000000302051_00491_24092_2509.N1	09-OCT-2006 04:43:15	Bright	29.500	174	52Psi UMa	3.0040	4400.0	59	24092	No
57	GOM_NL__2PRFIN20061009_045001_000000322051_00491_24092_2510.N1	09-OCT-2006 04:50:01	Bright	32.000	166	17Eps Leo	2.9800	6000.0	64	24092	No
58	GOM_NL__2PRFIN20061009_045310_000000322051_00491_24092_2511.N1	09-OCT-2006 04:53:10	Bright	31.500	22	32Alp Leo	1.3600	15200.	63	24092	No
59	GOM_NL__2PRFIN20061009_050004_000000442051_00491_24092_2512.N1	09-OCT-2006 05:00:04	Twilight	44.000	48	30Alp Hya	1.9770	4100.0	88	24092	No
60	GOM_NL__2PRFIN20061009_050942_000000342051_00491_24092_2513.N1	09-OCT-2006 05:09:42	Dark	34.000	65	Lam Vel	2.2040	4400.0	68	24092	No
61	GOM_NL__2PRFIN20061009_051131_000000392051_00491_24092_2514.N1	09-OCT-2006 05:11:31	Dark	38.500	70	Zet Pup	2.2460	39000.	77	24092	No
62	GOM_NL__2PRFIN20061009_051255_000000322051_00491_24092_2515.N1	09-OCT-2006 05:12:55	Dark	32.000	46	Del Vel	1.9540	10600.	64	24092	No
63	GOM_NL__2PRFIN20061009_051642_000000372051_00492_24093_2497.N1	09-OCT-2006 05:16:42	Dark	37.000	161	Tau Pup	2.9310	4500.0	74	24093	No
64	GOM_NL__2PRFIN20061009_051806_000000542051_00492_24093_2498.N1	09-OCT-2006 05:18:06	Dark	54.000	2	Alp Car	-0.73600	7000.0	108	24093	No
65	GOM_NL__2PRFIN20061009_052639_000000322051_00492_24093_2499.N1	09-OCT-2006 05:26:39	Dark	31.500	143	Alp Hyi	2.8570	7200.0	63	24093	No
66	GOM_NL__2PRFIN20061009_052806_000000412051_00492_24093_2500.N1	09-OCT-2006 05:28:06	Dark	40.500	9	Alp Eri	0.45300	24000.	81	24093	No
67	GOM_NL__2PRFIN20061009_053316_000000372051_00492_24093_2501.N1	09-OCT-2006 05:33:16	Straylight	37.000	84	Alp Phe	2.3970	4500.0	74	24093	No
68	GOM_NL__2PRFIN20061009_053959_000000412051_00492_24093_2502.N1	09-OCT-2006 05:39:59	Straylight	41.000	52	16Bet Cet	2.0370	4500.0	82	24093	No
69	GOM_NL__2PRFIN20061009_054954_000000312051_00492_24093_2503.N1	09-OCT-2006 05:49:54	Bright	31.000	140	88Gam Peg	2.8340	26000.	62	24093	No
70	GOM_NL__2PRFIN20061009_055339_000000312051_00492_24093_2504.N1	09-OCT-2006 05:53:39	Bright	30.500	93	53Bet Peg	2.5200	3100.0	61	24093	No
71	GOM_NL__2PRFIN20061009_060214_000000342051_00492_24093_2505.N1	09-OCT-2006 06:02:14	Bright	33.500	68	18Alp Cas	2.2250	4500.0	67	24093	No
72	GOM_NL__2PRFIN20061009_060338_000000332051_00492_24093_2506.N1	09-OCT-2006 06:03:38	Bright	32.500	76	27Gam Cas	2.3000	30000.	65	24093	No
73	GOM_NL__2PRFIN20061009_061053_000000312051_00492_24093_2507.N1	09-OCT-2006 06:10:53	Bright	30.500	49	1Alp UMi	1.9900	6300.0	61	24093	No
74	GOM_NL__2PRFIN20061009_061901_000000322051_00492_24093_2508.N1	09-OCT-2006 06:19:01	Bright	32.000	36	50Alp UMa	1.8000	6300.0	64	24093	No
75	GOM_NL__2PRFIN20061009_062033_000000332051_00492_24093_2509.N1	09-OCT-2006 06:20:33	Bright	32.500	82	48Bet UMa	2.3650	10600.	65	24093	No
76	GOM_NL__2PRFIN20061009_062351_000000282051_00492_24093_2510.N1	09-OCT-2006 06:23:51	Bright	27.500	174	52Psi UMa	3.0040	4400.0	55	24093	No
77	GOM_NL__2PRFIN20061009_063037_000000342051_00492_24093_2511.N1	09-OCT-2006 06:30:37	Bright	33.500	166	17Eps Leo	2.9800	6000.0	67	24093	No
78	GOM_NL__2PRFIN20061009_063346_000000332051_00492_24093_2512.N1	09-OCT-2006 06:33:46	Bright	33.000	22	32Alp Leo	1.3600	15200.	66	24093	No
79	GOM_NL__2PRFIN20061009_064041_000000462051_00492_24093_2513.N1	09-OCT-2006 06:40:41	Twilight	46.000	48	30Alp Hya	1.9770	4100.0	92	24093	No
80	GOM_NL__2PRFIN20061009_065018_000000382051_00492_24093_2514.N1	09-OCT-2006 06:50:18	Dark	37.500	65	Lam Vel	2.2040	4400.0	75	24093	No
81	GOM_NL__2PRFIN20061009_065208_000000382051_00492_24093_2515.N1	09-OCT-2006 06:52:08	Dark	37.500	70	Zet Pup	2.2460	39000.	75	24093	No
82	GOM_NL__2PRFIN20061009_065331_000000362051_00492_24093_2516.N1	09-OCT-2006 06:53:31	Dark	35.500	46	Del Vel	1.9540	10600.	71	24093	No
83	GOM_NL__2PRFIN20061009_065719_000000372051_00493_24094_2498.N1	09-OCT-2006 06:57:19	Dark	37.000	161	Tau Pup	2.9310	4500.0	74	24094	No
84	GOM_NL__2PRFIN20061009_065842_000000492051_00493_24094_2499.N1	09-OCT-2006 06:58:42	Dark	48.500	2	Alp Car	-0.73600	7000.0	97	24094	No
85	GOM_NL__2PRFIN20061009_070715_000000332051_00493_24094_2500.N1	09-OCT-2006 07:07:15	Dark	32.500	143	Alp Hyi	2.8570	7200.0	65	24094	No
86	GOM_NL__2PRFIN20061009_070843_000000452051_00493_24094_2501.N1	09-OCT-2006 07:08:43	Dark	45.000	9	Alp Eri	0.45300	24000.	90	24094	No
87	GOM_NL__2PRFIN20061009_071353_000000342051_00493_24094_2502.N1	09-OCT-2006 07:13:53	Straylight	34.000	84	Alp Phe	2.3970	4500.0	68	24094	No
88	GOM_NL__2PRFIN20061009_072036_000000392051_00493_24094_2503.N1	09-OCT-2006 07:20:36	Straylight	39.000	52	16Bet Cet	2.0370	4500.0	78	24094	No
89	GOM_NL__2PRFIN20061009_073031_000000322051_00493_24094_2504.N1	09-OCT-2006 07:30:31	Bright	31.500	140	88Gam Peg	2.8340	26000.	63	24094	No
90	GOM_NL__2PRFIN20061009_073415_000000332051_00493_24094_2505.N1	09-OCT-2006 07:34:15	Bright	32.500	93	53Bet Peg	2.5200	3100.0	65	24094	No
91	GOM_NL__2PRFIN20061009_074250_000000322051_00493_24094_2506.N1	09-OCT-2006 07:42:50	Bright	32.000	68	18Alp Cas	2.2250	4500.0	64	24094	No
92	GOM_NL__2PRFIN20061009_074414_000000322051_00493_24094_2507.N1	09-OCT-2006 07:44:14	Bright	32.000	76	27Gam Cas	2.3000	30000.	64	24094	No
93	GOM_NL__2PRFIN20061009_075129_000000292051_00493_24094_2508.N1	09-OCT-2006 07:51:29	Bright	29.000	49	1Alp UMi	1.9900	6300.0	58	24094	No
94	GOM_NL__2PRFIN20061009_075937_000000302051_00493_24094_2509.N1	09-OCT-2006 07:59:37	Bright	30.000	36	50Alp UMa	1.8000	6300.0	60	24094	No
95	GOM_NL__2PRFIN20061009_080109_000000302051_00493_24094_2510.N1	09-OCT-2006 08:01:09	Bright	29.500	82	48Bet UMa	2.3650	10600.	59	24094	No
96	GOM_NL__2PRFIN20061009_080427_000000322051_00493_24094_2511.N1	09-OCT-2006 08:04:27	Bright	31.500	174	52Psi UMa	3.0040	4400.0	63	24094	No
97	GOM_NL__2PRFIN20061009_081114_000000322051_00493_24094_2512.N1	09-OCT-2006 08:11:14	Bright	31.500	166	17Eps Leo	2.9800	6000.0	63	24094	No
98	GOM_NL__2PRFIN20061009_081422_000000292051_00493_24094_2513.N1	09-OCT-2006 08:14:22	Bright	29.000	22	32Alp Leo	1.3600	15200.	58	24094	No
99	GOM_NL__2PRFIN20061009_082117_000000432051_00493_24094_2514.N1	09-OCT-2006 08:21:17	Twilight	43.000	48	30Alp Hya	1.9770	4100.0	86	24094	No
100	GOM_NL__2PRFIN20061009_083055_000000432051_00493_24094_2515.N1	09-OCT-2006 08:30:55	Dark	42.500	65	Lam Vel	2.2040	4400.0	85	24094	No
101	GOM_NL__2PRFIN20061009_083245_000000402051_00493_24094_2516.N1	09-OCT-2006 08:32:45	Dark	39.500	70	Zet Pup	2.2460	39000.	79	24094	No

102	GOM_NL__2PRFIN20061009_083408_000000342051_00493_24094_2517.N1	09-OCT-2006 08:34:08	Dark	34.000	46	Del Vel	1.9540	10600.	68	24094	No
103	GOM_NL__2PRFIN20061009_083755_000000372051_00494_24095_2499.N1	09-OCT-2006 08:37:55	Dark	36.500	161	Tau Pup	2.9310	4500.0	73	24095	No
104	GOM_NL__2PRFIN20061009_083919_000000412051_00494_24095_2500.N1	09-OCT-2006 08:39:19	Dark	40.500	2	Alp Car	-0.73600	7000.0	81	24095	No
105	GOM_NL__2PRFIN20061009_084751_000000332051_00494_24095_2501.N1	09-OCT-2006 08:47:51	Dark	33.000	143	Alp Hyi	2.8570	7200.0	66	24095	No
106	GOM_NL__2PRFIN20061009_084919_000000392051_00494_24095_2502.N1	09-OCT-2006 08:49:19	Dark	39.000	9	Alp Eri	0.45300	24000.	78	24095	No
107	GOM_NL__2PRFIN20061009_085429_000000352051_00494_24095_2503.N1	09-OCT-2006 08:54:29	Straylight	35.000	84	Alp Phe	2.3970	4500.0	70	24095	No
108	GOM_NL__2PRFIN20061009_090112_000000392051_00494_24095_2504.N1	09-OCT-2006 09:01:12	Straylight	38.500	52	16Bet Cet	2.0370	4500.0	77	24095	No
109	GOM_NL__2PRFIN20061009_091107_000000312051_00494_24095_2505.N1	09-OCT-2006 09:11:07	Bright	30.500	140	88Gam Peg	2.8340	26000.	61	24095	No
110	GOM_NL__2PRFIN20061009_091451_000000312051_00494_24095_2506.N1	09-OCT-2006 09:14:51	Bright	30.500	93	53Bet Peg	2.5200	3100.0	61	24095	No
111	GOM_NL__2PRFIN20061009_092326_000000322051_00494_24095_2507.N1	09-OCT-2006 09:23:26	Bright	31.500	68	18Alp Cas	2.2250	4500.0	63	24095	No
112	GOM_NL__2PRFIN20061009_092450_000000502051_00494_24095_2508.N1	09-OCT-2006 09:24:50	Bright	50.000	76	27Gam Cas	2.3000	30000.	100	24095	No
113	GOM_NL__2PRFIN20061009_093205_000000292051_00494_24095_2509.N1	09-OCT-2006 09:32:05	Bright	29.000	49	1Alp UMi	1.9900	6300.0	58	24095	No
114	GOM_NL__2PRFIN20061009_094013_000000302051_00494_24095_2510.N1	09-OCT-2006 09:40:13	Bright	29.500	36	50Alp UMa	1.8000	6300.0	59	24095	No
115	GOM_NL__2PRFIN20061009_094145_000000282051_00494_24095_2511.N1	09-OCT-2006 09:41:45	Bright	28.000	82	48Bet UMa	2.3650	10600.	56	24095	No
116	GOM_NL__2PRFIN20061009_094503_000000292051_00494_24095_2512.N1	09-OCT-2006 09:45:03	Bright	28.500	174	52Psi UMa	3.0040	4400.0	57	24095	No
117	GOM_NL__2PRFIN20061009_095150_000000302051_00494_24095_2513.N1	09-OCT-2006 09:51:50	Bright	29.500	166	17Eps Leo	2.9800	6000.0	59	24095	No
118	GOM_NL__2PRFIN20061009_095458_000000282051_00494_24095_2514.N1	09-OCT-2006 09:54:58	Bright	28.000	22	32Alp Leo	1.3600	15200.	56	24095	No
119	GOM_NL__2PRFIN20061009_100154_000000442051_00494_24095_2515.N1	09-OCT-2006 10:01:54	Twilight	43.500	48	30Alp Hya	1.9770	4100.0	87	24095	No
120	GOM_NL__2PRFIN20061009_101131_000000392051_00494_24095_2516.N1	09-OCT-2006 10:11:31	Dark	39.000	65	Lam Vel	2.2040	4400.0	78	24095	No
121	GOM_NL__2PRFIN20061009_101321_000000372051_00494_24095_2517.N1	09-OCT-2006 10:13:21	Dark	37.000	70	Zet Pup	2.2460	39000.	74	24095	No
122	GOM_NL__2PRFIN20061009_101444_000000362051_00494_24095_2518.N1	09-OCT-2006 10:14:44	Dark	35.500	46	Del Vel	1.9540	10600.	71	24095	No
123	GOM_NL__2PRFIN20061009_101832_000000372051_00495_24096_2500.N1	09-OCT-2006 10:18:32	Dark	36.500	161	Tau Pup	2.9310	4500.0	73	24096	No
124	GOM_NL__2PRFIN20061009_101956_000000552051_00495_24096_2501.N1	09-OCT-2006 10:19:56	Dark	55.000	2	Alp Car	-0.73600	7000.0	110	24096	No
125	GOM_NL__2PRFIN20061009_102828_000000322051_00495_24096_2502.N1	09-OCT-2006 10:28:28	Dark	31.500	143	Alp Hyi	2.8570	7200.0	63	24096	No
126	GOM_NL__2PRFIN20061009_102955_000000332051_00495_24096_2503.N1	09-OCT-2006 10:29:55	Dark	32.500	9	Alp Eri	0.45300	24000.	65	24096	No
127	GOM_NL__2PRFIN20061009_103505_000000392051_00495_24096_2504.N1	09-OCT-2006 10:35:05	Straylight	39.000	84	Alp Phe	2.3970	4500.0	78	24096	No
128	GOM_NL__2PRFIN20061009_104147_000000432051_00495_24096_2505.N1	09-OCT-2006 10:41:47	Straylight	43.000	52	16Bet Cet	2.0370	4500.0	86	24096	No
129	GOM_NL__2PRFIN20061009_105143_000000322051_00495_24096_2506.N1	09-OCT-2006 10:51:43	Bright	31.500	140	88Gam Peg	2.8340	26000.	63	24096	No
130	GOM_NL__2PRFIN20061009_105527_000000302051_00495_24096_2507.N1	09-OCT-2006 10:55:27	Bright	29.500	93	53Bet Peg	2.5200	3100.0	59	24096	No
131	GOM_NL__2PRFIN20061009_110401_000000342051_00495_24096_2508.N1	09-OCT-2006 11:04:01	Bright	34.000	68	18Alp Cas	2.2250	4500.0	68	24096	No
132	GOM_NL__2PRFIN20061009_110525_000000502051_00495_24096_2509.N1	09-OCT-2006 11:05:25	Bright	50.000	76	27Gam Cas	2.3000	30000.	100	24096	No
133	GOM_NL__2PRFIN20061009_111240_000000302051_00495_24096_2510.N1	09-OCT-2006 11:12:40	Bright	29.500	49	1Alp UMi	1.9900	6300.0	59	24096	No
134	GOM_NL__2PRFIN20061009_112049_000000292051_00495_24096_2511.N1	09-OCT-2006 11:20:49	Bright	29.000	36	50Alp UMa	1.8000	6300.0	58	24096	No
135	GOM_NL__2PRFIN20061009_112221_000000272051_00495_24096_2512.N1	09-OCT-2006 11:22:21	Bright	27.000	82	48Bet UMa	2.3650	10600.	54	24096	No
136	GOM_NL__2PRFIN20061009_112539_000000292051_00495_24096_2513.N1	09-OCT-2006 11:25:39	Bright	28.500	174	52Psi UMa	3.0040	4400.0	57	24096	No
137	GOM_NL__2PRFIN20061009_113226_000000322051_00495_24096_2514.N1	09-OCT-2006 11:32:26	Bright	32.000	166	17Eps Leo	2.9800	6000.0	64	24096	No
138	GOM_NL__2PRFIN20061009_113534_000000332051_00495_24096_2515.N1	09-OCT-2006 11:35:34	Bright	33.000	22	32Alp Leo	1.3600	15200.	66	24096	No
139	GOM_NL__2PRFIN20061009_114230_000000422051_00495_24096_2516.N1	09-OCT-2006 11:42:30	Twilight	42.000	48	30Alp Hya	1.9770	4100.0	84	24096	No
140	GOM_NL__2PRFIN20061009_115208_000000402051_00495_24096_2517.N1	09-OCT-2006 11:52:08	Dark	39.500	65	Lam Vel	2.2040	4400.0	79	24096	No
141	GOM_NL__2PRFIN20061009_115358_000000382051_00495_24096_2518.N1	09-OCT-2006 11:53:58	Dark	37.500	70	Zet Pup	2.2460	39000.	75	24096	No
142	GOM_NL__2PRFIN20061009_115521_000000352051_00495_24096_2519.N1	09-OCT-2006 11:55:21	Dark	35.000	46	Del Vel	1.9540	10600.	70	24096	No
143	GOM_NL__2PRFIN20061009_115909_000000392051_00496_24097_2500.N1	09-OCT-2006 11:59:09	Dark	38.500	161	Tau Pup	2.9310	4500.0	77	24097	No
144	GOM_NL__2PRFIN20061009_120032_000000422051_00496_24097_2501.N1	09-OCT-2006 12:00:32	Dark	41.500	2	Alp Car	-0.73600	7000.0	83	24097	No
145	GOM_NL__2PRFIN20061009_120904_000000322051_00496_24097_2502.N1	09-OCT-2006 12:09:04	Dark	32.000	143	Alp Hyi	2.8570	7200.0	64	24097	No
146	GOM_NL__2PRFIN20061009_121031_000000402051_00496_24097_2503.N1	09-OCT-2006 12:10:31	Dark	40.000	9	Alp Eri	0.45300	24000.	80	24097	No
147	GOM_NL__2PRFIN20061009_121541_000000352051_00496_24097_2504.N1	09-OCT-2006 12:15:41	Straylight	35.000	84	Alp Phe	2.3970	4500.0	70	24097	No
148	GOM_NL__2PRFIN20061009_122223_000000402051_00496_24097_2505.N1	09-OCT-2006 12:22:23	Straylight	40.000	52	16Bet Cet	2.0370	4500.0	80	24097	No
149	GOM_NL__2PRFIN20061009_123218_000000322051_00496_24097_2506.N1	09-OCT-2006 12:32:18	Bright	32.000	140	88Gam Peg	2.8340	26000.	64	24097	No
150	GOM_NL__2PRFIN20061009_123603_000000322051_00496_24097_2507.N1	09-OCT-2006 12:36:03	Bright	31.500	93	53Bet Peg	2.5200	3100.0	63	24097	No
151	GOM_NL__2PRFIN20061009_124437_000000332051_00496_24097_2508.N1	09-OCT-2006 12:44:37	Bright	33.000	68	18Alp Cas	2.2250	4500.0	66	24097	No
152	GOM_NL__2PRFIN20061009_124601_000000322051_00496_24097_2509.N1	09-OCT-2006 12:46:01	Bright	31.500	76	27Gam Cas	2.3000	30000.	63	24097	No
153	GOM_NL__2PRFIN20061009_125317_000000302051_00496_24097_2510.N1	09-OCT-2006 12:53:17	Bright	29.500	49	1Alp UMi	1.9900	6300.0	59	24097	No
154	GOM_NL__2PRFIN20061009_130125_000000322051_00496_24097_2511.N1	09-OCT-2006 13:01:25	Bright	31.500	36	50Alp UMa	1.8000	6300.0	63	24097	No
155	GOM_NL__2PRFIN20061009_130257_000000302051_00496_24097_2512.N1	09-OCT-2006 13:02:57	Bright	30.000	82	48Bet UMa	2.3650	10600.	60	24097	No
156	GOM_NL__2PRFIN20061009_130615_000000302051_00496_24097_2513.N1	09-OCT-2006 13:06:15	Bright	30.000	174	52Psi UMa	3.0040	4400.0	60	24097	No
157	GOM_NL__2PRFIN20061009_131302_000000332051_00496_24097_2514.N1	09-OCT-2006 13:13:02	Bright	32.500	166	17Eps Leo	2.9800	6000.0	65	24097	No
158	GOM_NL__2PRFIN20061009_131611_000000322051_00496_24097_2515.N1	09-OCT-2006 13:16:11	Bright	32.000	22	32Alp Leo	1.3600	15200.	64	24097	No
159	GOM_NL__2PRFIN20061009_132307_000000442051_00496_24097_2516.N1	09-OCT-2006 13:23:07	Twilight	44.000	48	30Alp Hya	1.9770	4100.0	88	24097	No
160	GOM_NL__2PRFIN20061009_133244_000000342051_00496_24097_2517.N1	09-OCT-2006 13:32:44	Dark	33.500	65	Lam Vel	2.2040	4400.0	67	24097	No

161	GOM_NL__2PRFIN20061009_133435_000000382051_00496_24097_2518.N1	09-OCT-2006 13:34:35	Dark	38.000	70	Zet Pup	2.2460	39000.	76	24097	No
162	GOM_NL__2PRFIN20061009_133557_000000342051_00496_24097_2519.N1	09-OCT-2006 13:35:57	Dark	33.500	46	Del Vel	1.9540	10600.	67	24097	No
163	GOM_NL__2PRFIN20061009_133946_000000402051_00497_24098_2500.N1	09-OCT-2006 13:39:46	Dark	39.500	161	Tau Pup	2.9310	4500.0	79	24098	No
164	GOM_NL__2PRFIN20061009_134109_000000472051_00497_24098_2501.N1	09-OCT-2006 13:41:09	Dark	46.500	2	Alp Car	-0.73600	7000.0	93	24098	No
165	GOM_NL__2PRFIN20061009_134940_000000322051_00497_24098_2502.N1	09-OCT-2006 13:49:40	Dark	32.000	143	Alp Hyi	2.8570	7200.0	64	24098	No
166	GOM_NL__2PRFIN20061009_135108_000000432051_00497_24098_2503.N1	09-OCT-2006 13:51:08	Dark	43.000	9	Alp Eri	0.45300	24000.	86	24098	No
167	GOM_NL__2PRFIN20061009_135617_000000312051_00497_24098_2504.N1	09-OCT-2006 13:56:17	Straylight	30.500	84	Alp Phe	2.3970	4500.0	61	24098	No
168	GOM_NL__2PRFIN20061009_140259_000000392051_00497_24098_2505.N1	09-OCT-2006 14:02:59	Straylight	39.000	52	16Bet Cet	2.0370	4500.0	78	24098	No
169	GOM_NL__2PRFIN20061009_141254_000000322051_00497_24098_2506.N1	09-OCT-2006 14:12:54	Bright	32.000	140	88Gam Peg	2.8340	26000.	64	24098	No
170	GOM_NL__2PRFIN20061009_141639_000000462051_00497_24098_2507.N1	09-OCT-2006 14:16:39	Bright	46.000	93	53Bet Peg	2.5200	3100.0	92	24098	No
171	GOM_NL__2PRFIN20061009_142512_000000302051_00497_24098_2508.N1	09-OCT-2006 14:25:12	Bright	29.500	68	18Alp Cas	2.2250	4500.0	59	24098	No
172	GOM_NL__2PRFIN20061009_142637_000000312051_00497_24098_2509.N1	09-OCT-2006 14:26:37	Bright	31.000	76	27Gam Cas	2.3000	30000.	62	24098	No
173	GOM_NL__2PRFIN20061009_143352_000000302051_00497_24098_2510.N1	09-OCT-2006 14:33:52	Bright	29.500	49	1Alp UMi	1.9900	6300.0	59	24098	No
174	GOM_NL__2PRFIN20061009_144201_000000312051_00497_24098_2511.N1	09-OCT-2006 14:42:01	Bright	31.000	36	50Alp UMa	1.8000	6300.0	62	24098	No
175	GOM_NL__2PRFIN20061009_144333_000000302051_00497_24098_2512.N1	09-OCT-2006 14:43:33	Bright	30.000	82	48Bet UMa	2.3650	10600.	60	24098	No
176	GOM_NL__2PRFIN20061009_144651_000000292051_00497_24098_2513.N1	09-OCT-2006 14:46:51	Bright	28.500	174	52Psi UMa	3.0040	4400.0	57	24098	No
177	GOM_NL__2PRFIN20061009_145338_000000332051_00497_24098_2514.N1	09-OCT-2006 14:53:38	Bright	33.000	166	17Eps Leo	2.9800	6000.0	66	24098	No
178	GOM_NL__2PRFIN20061009_145647_000000342051_00497_24098_2515.N1	09-OCT-2006 14:56:47	Bright	33.500	22	32Alp Leo	1.3600	15200.	67	24098	No
179	GOM_NL__2PRFIN20061009_150343_000000472051_00497_24098_2516.N1	09-OCT-2006 15:03:43	Twilight	46.500	48	30Alp Hya	1.9770	4100.0	93	24098	No
180	GOM_NL__2PRFIN20061009_151320_000000402051_00497_24098_2517.N1	09-OCT-2006 15:13:20	Dark	40.000	65	Lam Vel	2.2040	4400.0	80	24098	No
181	GOM_NL__2PRFIN20061009_151511_000000382051_00497_24098_2518.N1	09-OCT-2006 15:15:11	Dark	37.500	70	Zet Pup	2.2460	39000.	75	24098	No
182	GOM_NL__2PRFIN20061009_151633_000000372051_00497_24098_2519.N1	09-OCT-2006 15:16:33	Dark	36.500	46	Del Vel	1.9540	10600.	73	24098	No
183	GOM_NL__2PRFIN20061009_152022_000000382051_00498_24099_2500.N1	09-OCT-2006 15:20:22	Dark	38.000	161	Tau Pup	2.9310	4500.0	76	24099	No
184	GOM_NL__2PRFIN20061009_152146_000000422051_00498_24099_2501.N1	09-OCT-2006 15:21:46	Dark	42.000	2	Alp Car	-0.73600	7000.0	84	24099	No
185	GOM_NL__2PRFIN20061009_153016_000000332051_00498_24099_2502.N1	09-OCT-2006 15:30:16	Dark	32.500	143	Alp Hyi	2.8570	7200.0	65	24099	No
186	GOM_NL__2PRFIN20061009_153144_000000412051_00498_24099_2503.N1	09-OCT-2006 15:31:44	Dark	41.000	9	Alp Eri	0.45300	24000.	82	24099	No
187	GOM_NL__2PRFIN20061009_153653_000000362051_00498_24099_2504.N1	09-OCT-2006 15:36:53	Straylight	36.000	84	Alp Phe	2.3970	4500.0	72	24099	No
188	GOM_NL__2PRFIN20061009_154335_000000412051_00498_24099_2505.N1	09-OCT-2006 15:43:35	Straylight	40.500	52	16Bet Cet	2.0370	4500.0	81	24099	No
189	GOM_NL__2PRFIN20061009_155330_000000322051_00498_24099_2506.N1	09-OCT-2006 15:53:30	Bright	32.000	140	88Gam Peg	2.8340	26000.	64	24099	No
190	GOM_NL__2PRFIN20061009_155715_000000302051_00498_24099_2507.N1	09-OCT-2006 15:57:15	Bright	30.000	93	53Bet Peg	2.5200	3100.0	60	24099	No
191	GOM_NL__2PRFIN20061009_160548_000000332051_00498_24099_2508.N1	09-OCT-2006 16:05:48	Bright	32.500	68	18Alp Cas	2.2250	4500.0	65	24099	No
192	GOM_NL__2PRFIN20061009_160712_000000322051_00498_24099_2509.N1	09-OCT-2006 16:07:12	Bright	32.000	76	27Gam Cas	2.3000	30000.	64	24099	No
193	GOM_NL__2PRFIN20061009_161429_000000312051_00498_24099_2510.N1	09-OCT-2006 16:14:29	Bright	30.500	49	1Alp UMi	1.9900	6300.0	61	24099	No
194	GOM_NL__2PRFIN20061009_162237_000000302051_00498_24099_2511.N1	09-OCT-2006 16:22:37	Bright	30.000	36	50Alp UMa	1.8000	6300.0	60	24099	No
195	GOM_NL__2PRFIN20061009_162409_000000282051_00498_24099_2512.N1	09-OCT-2006 16:24:09	Bright	27.500	82	48Bet UMa	2.3650	10600.	55	24099	No
196	GOM_NL__2PRFIN20061009_162727_000000462051_00498_24099_2513.N1	09-OCT-2006 16:27:27	Bright	46.000	174	52Psi UMa	3.0040	4400.0	92	24099	No
197	GOM_NL__2PRFIN20061009_163414_000000322051_00498_24099_2514.N1	09-OCT-2006 16:34:14	Bright	32.000	166	17Eps Leo	2.9800	6000.0	64	24099	No
198	GOM_NL__2PRFIN20061009_163723_000000492051_00498_24099_2515.N1	09-OCT-2006 16:37:23	Bright	49.000	22	32Alp Leo	1.3600	15200.	98	24099	No
199	GOM_NL__2PRFIN20061009_164420_000000472051_00498_24099_2516.N1	09-OCT-2006 16:44:20	Twilight	47.000	48	30Alp Hya	1.9770	4100.0	94	24099	No
200	GOM_NL__2PRFIN20061009_165357_000000442051_00498_24099_2517.N1	09-OCT-2006 16:53:57	Dark	43.500	65	Lam Vel	2.2040	4400.0	87	24099	No
201	GOM_NL__2PRFIN20061009_165548_000000392051_00498_24099_2518.N1	09-OCT-2006 16:55:48	Dark	38.500	70	Zet Pup	2.2460	39000.	77	24099	No
202	GOM_NL__2PRFIN20061009_165710_000000342051_00498_24099_2519.N1	09-OCT-2006 16:57:10	Dark	34.000	46	Del Vel	1.9540	10600.	68	24099	No
203	GOM_NL__2PRFIN20061009_170059_000000382051_00499_24100_2500.N1	09-OCT-2006 17:00:59	Dark	38.000	161	Tau Pup	2.9310	4500.0	76	24100	No
204	GOM_NL__2PRFIN20061009_170222_000000442051_00499_24100_2501.N1	09-OCT-2006 17:02:22	Dark	43.500	2	Alp Car	-0.73600	7000.0	87	24100	No
205	GOM_NL__2PRFIN20061009_171053_000000322051_00499_24100_2502.N1	09-OCT-2006 17:10:53	Dark	32.000	143	Alp Hyi	2.8570	7200.0	64	24100	No
206	GOM_NL__2PRFIN20061009_171220_000000432051_00499_24100_2503.N1	09-OCT-2006 17:12:20	Dark	43.000	9	Alp Eri	0.45300	24000.	86	24100	No
207	GOM_NL__2PRFIN20061009_171730_000000362051_00499_24100_2504.N1	09-OCT-2006 17:17:30	Straylight	36.000	84	Alp Phe	2.3970	4500.0	72	24100	No
208	GOM_NL__2PRFIN20061009_172412_000000422051_00499_24100_2505.N1	09-OCT-2006 17:24:12	Straylight	42.000	52	16Bet Cet	2.0370	4500.0	84	24100	No
209	GOM_NL__2PRFIN20061009_173406_000000322051_00499_24100_2506.N1	09-OCT-2006 17:34:06	Bright	31.500	140	88Gam Peg	2.8340	26000.	63	24100	No
210	GOM_NL__2PRFIN20061009_173751_000000312051_00499_24100_2507.N1	09-OCT-2006 17:37:51	Bright	30.500	93	53Bet Peg	2.5200	3100.0	61	24100	No
211	GOM_NL__2PRFIN20061009_174624_000000322051_00499_24100_2508.N1	09-OCT-2006 17:46:24	Bright	32.000	68	18Alp Cas	2.2250	4500.0	64	24100	No
212	GOM_NL__2PRFIN20061009_174748_000000332051_00499_24100_2509.N1	09-OCT-2006 17:47:48	Bright	33.000	76	27Gam Cas	2.3000	30000.	66	24100	No
213	GOM_NL__2PRFIN20061009_175504_000000302051_00499_24100_2510.N1	09-OCT-2006 17:55:04	Bright	29.500	49	1Alp UMi	1.9900	6300.0	59	24100	No
214	GOM_NL__2PRFIN20061009_180313_000000292051_00499_24100_2511.N1	09-OCT-2006 18:03:13	Bright	29.000	36	50Alp UMa	1.8000	6300.0	58	24100	No
215	GOM_NL__2PRFIN20061009_180445_000000342051_00499_24100_2512.N1	09-OCT-2006 18:04:45	Bright	33.500	82	48Bet UMa	2.3650	10600.	67	24100	No
216	GOM_NL__2PRFIN20061009_180803_000000322051_00499_24100_2513.N1	09-OCT-2006 18:08:03	Bright	31.500	174	52Psi UMa	3.0040	4400.0	63	24100	No
217	GOM_NL__2PRFIN20061009_181450_000000372051_00499_24100_2514.N1	09-OCT-2006 18:14:50	Bright	37.000	166	17Eps Leo	2.9800	6000.0	74	24100	No
218	GOM_NL__2PRFIN20061009_181759_000000342051_00499_24100_2515.N1	09-OCT-2006 18:17:59	Bright	34.000	22	32Alp Leo	1.3600	15200.	68	24100	No
219	GOM_NL__2PRFIN20061009_182456_000000392051_00499_24100_2516.N1	09-OCT-2006 18:24:56	Twilight	38.500	48	30Alp Hya	1.9770	4100.0	77	24100	No



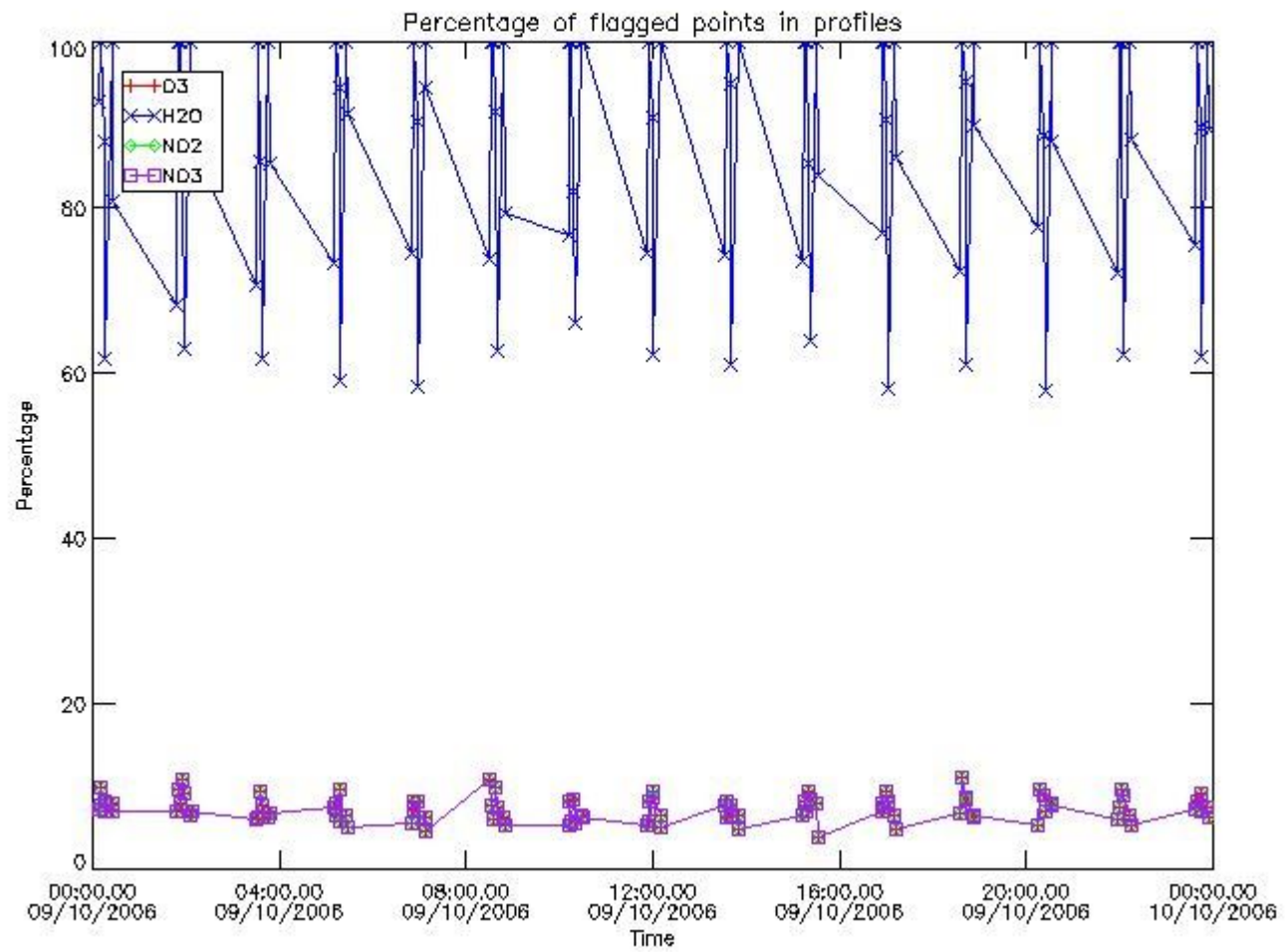
220	GOM_NL__2PRFIN20061009_183434_000000392051_00499_24100_2517.N1	09-OCT-2006 18:34:34	Dark	38.500	65	Lam Vel	2.2040	4400.0	77	24100	No
221	GOM_NL__2PRFIN20061009_183625_000000372051_00499_24100_2518.N1	09-OCT-2006 18:36:25	Dark	36.500	70	Zet Pup	2.2460	39000.	73	24100	No
222	GOM_NL__2PRFIN20061009_184136_000000432051_00500_24101_2500.N1	09-OCT-2006 18:41:36	Dark	43.000	161	Tau Pup	2.9310	4500.0	86	24101	No
223	GOM_NL__2PRFIN20061009_184259_000000422051_00500_24101_2501.N1	09-OCT-2006 18:42:59	Dark	41.500	2	Alp Car	-0.73600	7000.0	83	24101	No
224	GOM_NL__2PRFIN20061009_185129_000000342051_00500_24101_2502.N1	09-OCT-2006 18:51:29	Dark	33.500	143	Alp Hyi	2.8570	7200.0	67	24101	No
225	GOM_NL__2PRFIN20061009_185256_000000402051_00500_24101_2503.N1	09-OCT-2006 18:52:56	Dark	39.500	9	Alp Eri	0.45300	24000.	79	24101	No
226	GOM_NL__2PRFIN20061009_185806_000000352051_00500_24101_2504.N1	09-OCT-2006 18:58:06	Straylight	34.500	84	Alp Phe	2.3970	4500.0	69	24101	No
227	GOM_NL__2PRFIN20061009_190448_000000392051_00500_24101_2505.N1	09-OCT-2006 19:04:48	Straylight	38.500	52	16Bet Cet	2.0370	4500.0	77	24101	No
228	GOM_NL__2PRFIN20061009_191441_000000322051_00500_24101_2506.N1	09-OCT-2006 19:14:41	Bright	31.500	140	88Gam Peg	2.8340	26000.	63	24101	No
229	GOM_NL__2PRFIN20061009_191827_000000292051_00500_24101_2507.N1	09-OCT-2006 19:18:27	Bright	29.000	93	53Bet Peg	2.5200	3100.0	58	24101	No
230	GOM_NL__2PRFIN20061009_192659_000000332051_00500_24101_2508.N1	09-OCT-2006 19:26:59	Bright	33.000	68	18Alp Cas	2.2250	4500.0	66	24101	No
231	GOM_NL__2PRFIN20061009_192823_000000332051_00500_24101_2509.N1	09-OCT-2006 19:28:23	Bright	32.500	76	27Gam Cas	2.3000	30000.	65	24101	No
232	GOM_NL__2PRFIN20061009_193540_000000292051_00500_24101_2510.N1	09-OCT-2006 19:35:40	Bright	29.000	49	1Alp UMi	1.9900	6300.0	58	24101	No
233	GOM_NL__2PRFIN20061009_194349_000000332051_00500_24101_2511.N1	09-OCT-2006 19:43:49	Bright	32.500	36	50Alp UMa	1.8000	6300.0	65	24101	No
234	GOM_NL__2PRFIN20061009_194521_000000312051_00500_24101_2512.N1	09-OCT-2006 19:45:21	Bright	31.000	82	48Bet UMa	2.3650	10600.	62	24101	No
235	GOM_NL__2PRFIN20061009_194839_000000292051_00500_24101_2513.N1	09-OCT-2006 19:48:39	Bright	28.500	174	52Psi UMa	3.0040	4400.0	57	24101	No
236	GOM_NL__2PRFIN20061009_195527_000000512051_00500_24101_2514.N1	09-OCT-2006 19:55:27	Bright	51.000	166	17Eps Leo	2.9800	6000.0	102	24101	No
237	GOM_NL__2PRFIN20061009_195836_000000472051_00500_24101_2515.N1	09-OCT-2006 19:58:36	Bright	47.000	22	32Alp Leo	1.3600	15200.	94	24101	No
238	GOM_NL__2PRFIN20061009_200533_000000452051_00500_24101_2516.N1	09-OCT-2006 20:05:33	Twilight	45.000	48	30Alp Hya	1.9770	4100.0	90	24101	No
239	GOM_NL__2PRFIN20061009_201510_000000392051_00500_24101_2517.N1	09-OCT-2006 20:15:10	Dark	38.500	65	Lam Vel	2.2040	4400.0	77	24101	No
240	GOM_NL__2PRFIN20061009_201702_000000372051_00500_24101_2518.N1	09-OCT-2006 20:17:02	Dark	37.000	70	Zet Pup	2.2460	39000.	74	24101	No
241	GOM_NL__2PRFIN20061009_202213_000000412051_00501_24102_2543.N1	09-OCT-2006 20:22:13	Dark	40.500	161	Tau Pup	2.9310	4500.0	81	24102	No
242	GOM_NL__2PRFIN20061009_202336_000000522051_00501_24102_2544.N1	09-OCT-2006 20:23:36	Dark	51.500	2	Alp Car	-0.73600	7000.0	103	24102	No
243	GOM_NL__2PRFIN20061009_203205_000000332051_00501_24102_2545.N1	09-OCT-2006 20:32:05	Dark	32.500	143	Alp Hyi	2.8570	7200.0	65	24102	No
244	GOM_NL__2PRFIN20061009_203332_000000332051_00501_24102_2546.N1	09-OCT-2006 20:33:32	Dark	33.000	9	Alp Eri	0.45300	24000.	66	24102	No
245	GOM_NL__2PRFIN20061009_203842_000000362051_00501_24102_2547.N1	09-OCT-2006 20:38:42	Straylight	35.500	84	Alp Phe	2.3970	4500.0	71	24102	No
246	GOM_NL__2PRFIN20061009_204524_000000392051_00501_24102_2548.N1	09-OCT-2006 20:45:24	Straylight	39.000	52	16Bet Cet	2.0370	4500.0	78	24102	No
247	GOM_NL__2PRFIN20061009_205518_000000312051_00501_24102_2549.N1	09-OCT-2006 20:55:18	Bright	31.000	140	88Gam Peg	2.8340	26000.	62	24102	No
248	GOM_NL__2PRFIN20061009_205905_000000252051_00501_24102_2550.N1	09-OCT-2006 20:59:05	Dark	25.000	93	53Bet Peg	2.5200	3100.0	50	24102	Yes
249	GOM_NL__2PRFIN20061009_210735_000000332051_00501_24102_2551.N1	09-OCT-2006 21:07:35	Bright	32.500	68	18Alp Cas	2.2250	4500.0	65	24102	No
250	GOM_NL__2PRFIN20061009_210859_000000332051_00501_24102_2552.N1	09-OCT-2006 21:08:59	Bright	32.500	76	27Gam Cas	2.3000	30000.	65	24102	No
251	GOM_NL__2PRFIN20061009_211616_000000302051_00501_24102_2553.N1	09-OCT-2006 21:16:16	Bright	29.500	49	1Alp UMi	1.9900	6300.0	59	24102	No
252	GOM_NL__2PRFIN20061009_212425_000000312051_00501_24102_2554.N1	09-OCT-2006 21:24:25	Bright	31.000	36	50Alp UMa	1.8000	6300.0	62	24102	No
253	GOM_NL__2PRFIN20061009_212557_000000292051_00501_24102_2555.N1	09-OCT-2006 21:25:57	Bright	28.500	82	48Bet UMa	2.3650	10600.	57	24102	No
254	GOM_NL__2PRFIN20061009_212915_000000302051_00501_24102_2556.N1	09-OCT-2006 21:29:15	Bright	30.000	174	52Psi UMa	3.0040	4400.0	60	24102	No
255	GOM_NL__2PRFIN20061009_213603_000000332051_00501_24102_2557.N1	09-OCT-2006 21:36:03	Bright	33.000	166	17Eps Leo	2.9800	6000.0	66	24102	No
256	GOM_NL__2PRFIN20061009_213912_000000332051_00501_24102_2558.N1	09-OCT-2006 21:39:12	Bright	32.500	22	32Alp Leo	1.3600	15200.	65	24102	No
257	GOM_NL__2PRFIN20061009_214609_000000432051_00501_24102_2559.N1	09-OCT-2006 21:46:09	Twilight	43.000	48	30Alp Hya	1.9770	4100.0	86	24102	No
258	GOM_NL__2PRFIN20061009_215546_000000442051_00501_24102_2560.N1	09-OCT-2006 21:55:46	Dark	43.500	65	Lam Vel	2.2040	4400.0	87	24102	No
259	GOM_NL__2PRFIN20061009_215843_000000352051_00501_24102_2561.N1	09-OCT-2006 21:58:43	Dark	34.500	34	Gam2Vel	1.7930	23000.	69	24102	No
260	GOM_NL__2PRFIN20061009_220249_000000372052_00001_24103_2543.N1	09-OCT-2006 22:02:49	Dark	37.000	161	Tau Pup	2.9310	4500.0	74	24103	No
261	GOM_NL__2PRFIN20061009_220413_000000402052_00001_24103_2544.N1	09-OCT-2006 22:04:13	Dark	40.000	2	Alp Car	-0.73600	7000.0	80	24103	No
262	GOM_NL__2PRFIN20061009_221241_000000322052_00001_24103_2545.N1	09-OCT-2006 22:12:41	Dark	32.000	143	Alp Hyi	2.8570	7200.0	64	24103	No
263	GOM_NL__2PRFIN20061009_221409_000000382052_00001_24103_2546.N1	09-OCT-2006 22:14:09	Dark	38.000	9	Alp Eri	0.45300	24000.	76	24103	No
264	GOM_NL__2PRFIN20061009_221918_000000342052_00001_24103_2547.N1	09-OCT-2006 22:19:18	Straylight	33.500	84	Alp Phe	2.3970	4500.0	67	24103	No
265	GOM_NL__2PRFIN20061009_222601_000000382052_00001_24103_2548.N1	09-OCT-2006 22:26:01	Straylight	37.500	52	16Bet Cet	2.0370	4500.0	75	24103	No
266	GOM_NL__2PRFIN20061009_223553_000000302052_00001_24103_2549.N1	09-OCT-2006 22:35:53	Bright	30.000	140	88Gam Peg	2.8340	26000.	60	24103	No
267	GOM_NL__2PRFIN20061009_224001_000000082052_00001_24103_2550.N1	09-OCT-2006 22:40:01	Dark	7.5000	93	53Bet Peg	2.5200	3100.0	15	24103	Yes
268	GOM_NL__2PRFIN20061009_224811_000000332052_00001_24103_2551.N1	09-OCT-2006 22:48:11	Bright	32.500	68	18Alp Cas	2.2250	4500.0	65	24103	No
269	GOM_NL__2PRFIN20061009_224935_000000332052_00001_24103_2552.N1	09-OCT-2006 22:49:35	Bright	33.000	76	27Gam Cas	2.3000	30000.	66	24103	No
270	GOM_NL__2PRFIN20061009_225653_000000292052_00001_24103_2553.N1	09-OCT-2006 22:56:53	Bright	29.000	49	1Alp UMi	1.9900	6300.0	58	24103	No
271	GOM_NL__2PRFIN20061009_230501_000000302052_00001_24103_2554.N1	09-OCT-2006 23:05:01	Bright	30.000	36	50Alp UMa	1.8000	6300.0	60	24103	No
272	GOM_NL__2PRFIN20061009_230633_000000312052_00001_24103_2555.N1	09-OCT-2006 23:06:33	Bright	30.500	82	48Bet UMa	2.3650	10600.	61	24103	No
273	GOM_NL__2PRFIN20061009_230951_000000302052_00001_24103_2556.N1	09-OCT-2006 23:09:51	Bright	29.500	174	52Psi UMa	3.0040	4400.0	59	24103	No
274	GOM_NL__2PRFIN20061009_231639_000000342052_00001_24103_2557.N1	09-OCT-2006 23:16:39	Bright	34.000	166	17Eps Leo	2.9800	6000.0	68	24103	No
275	GOM_NL__2PRFIN20061009_231948_000000292052_00001_24103_2558.N1	09-OCT-2006 23:19:48	Bright	29.000	22	32Alp Leo	1.3600	15200.	58	24103	No
276	GOM_NL__2PRFIN20061009_232646_000000452052_00001_24103_2559.N1	09-OCT-2006 23:26:46	Twilight	44.500	48	30Alp Hya	1.9770	4100.0	89	24103	No
277	GOM_NL__2PRFIN20061009_233622_000000352052_00001_24103_2560.N1	09-OCT-2006 23:36:22	Dark	35.000	65	Lam Vel	2.2040	4400.0	70	24103	No
278	GOM_NL__2PRFIN20061009_233920_000000382052_00001_24103_2561.N1	09-OCT-2006 23:39:20	Dark	38.000	34	Gam2Vel	1.7930	23000.	76	24103	No

279	GOM_NL__2PRFIN20061009_234326_000000392052_00002_24104_2543.N1	09-OCT-2006 23:43:26	Dark	39.000	161	Tau Pup	2.9310	4500.0	78	24104	No
280	GOM_NL__2PRFIN20061009_234450_000000512052_00002_24104_2544.N1	09-OCT-2006 23:44:50	Dark	50.500	2	Alp Car	-0.73600	7000.0	101	24104	No
281	GOM_NL__2PRFIN20061009_235317_000000352052_00002_24104_2545.N1	09-OCT-2006 23:53:17	Dark	34.500	143	Alp Hyi	2.8570	7200.0	69	24104	No
282	GOM_NL__2PRFIN20061009_235445_000000342052_00002_24104_2546.N1	09-OCT-2006 23:54:45	Dark	33.500	9	Alp Eri	0.45300	24000.	67	24104	No
283	GOM_NL__2PRFIN20061009_235954_000000352052_00002_24104_2547.N1	09-OCT-2006 23:59:54	Straylight	34.500	84	Alp Phe	2.3970	4500.0	69	24104	No

### 3. Quality information per product


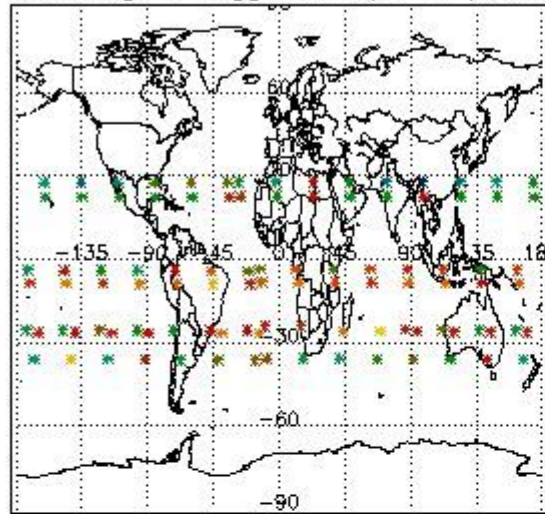
In this section it is plotted some information contained in the Quality Summary data set of the level 2 products. Only products in dark limb conditions and without errors (error flag in the MPH set to "0") are used.

#### 3.1 Plot quality information per product (time dependant)


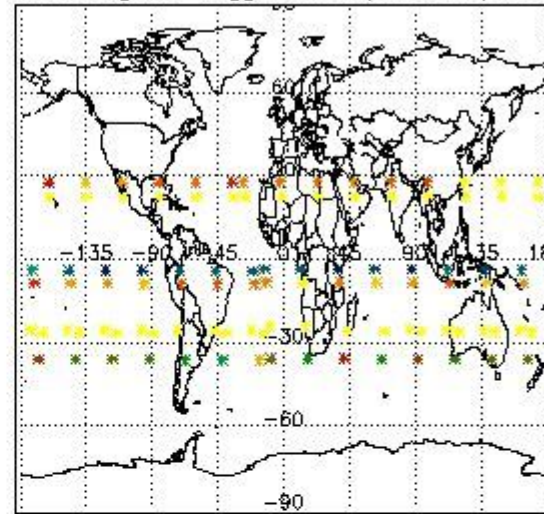


#### 3.2 Plot quality information per product (world map)


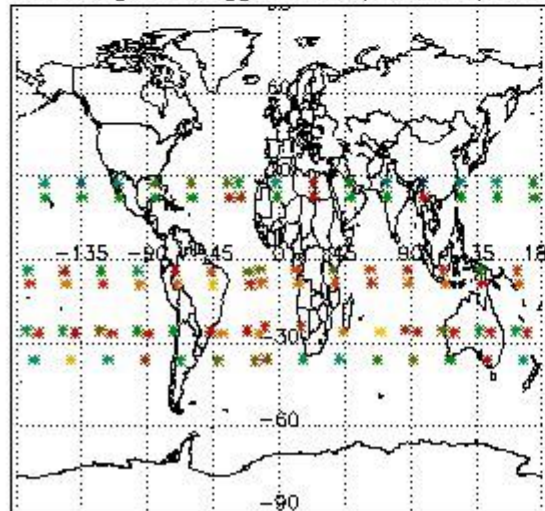
Percentage of flagged data per O3 profile



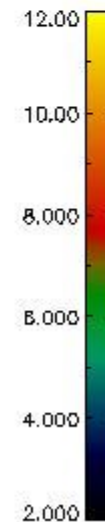
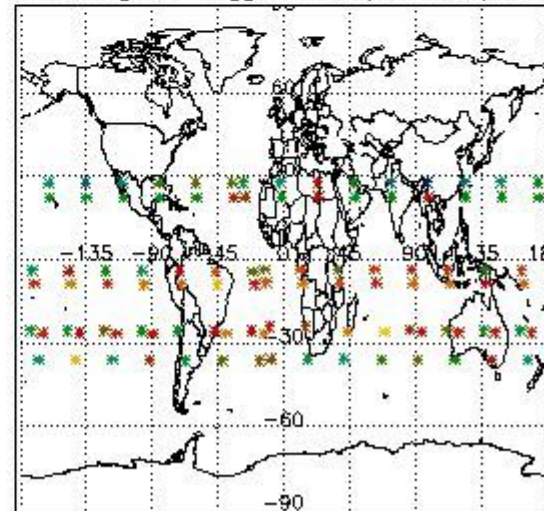
Percentage of flagged data per H2O profile



Percentage of flagged data per NO2 profile



Percentage of flagged data per NO3 profile

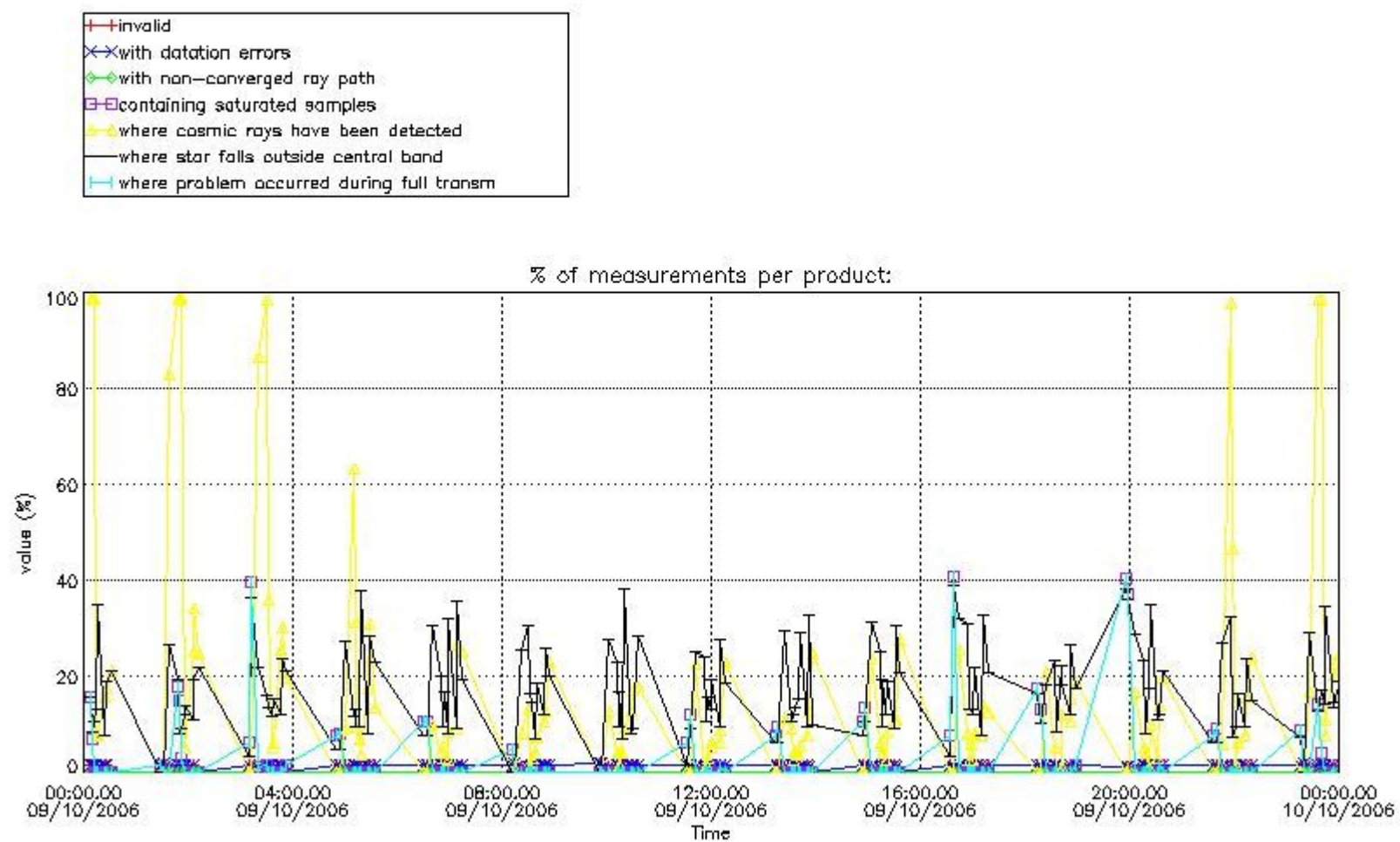


#### 4. Level 1 quality information per product

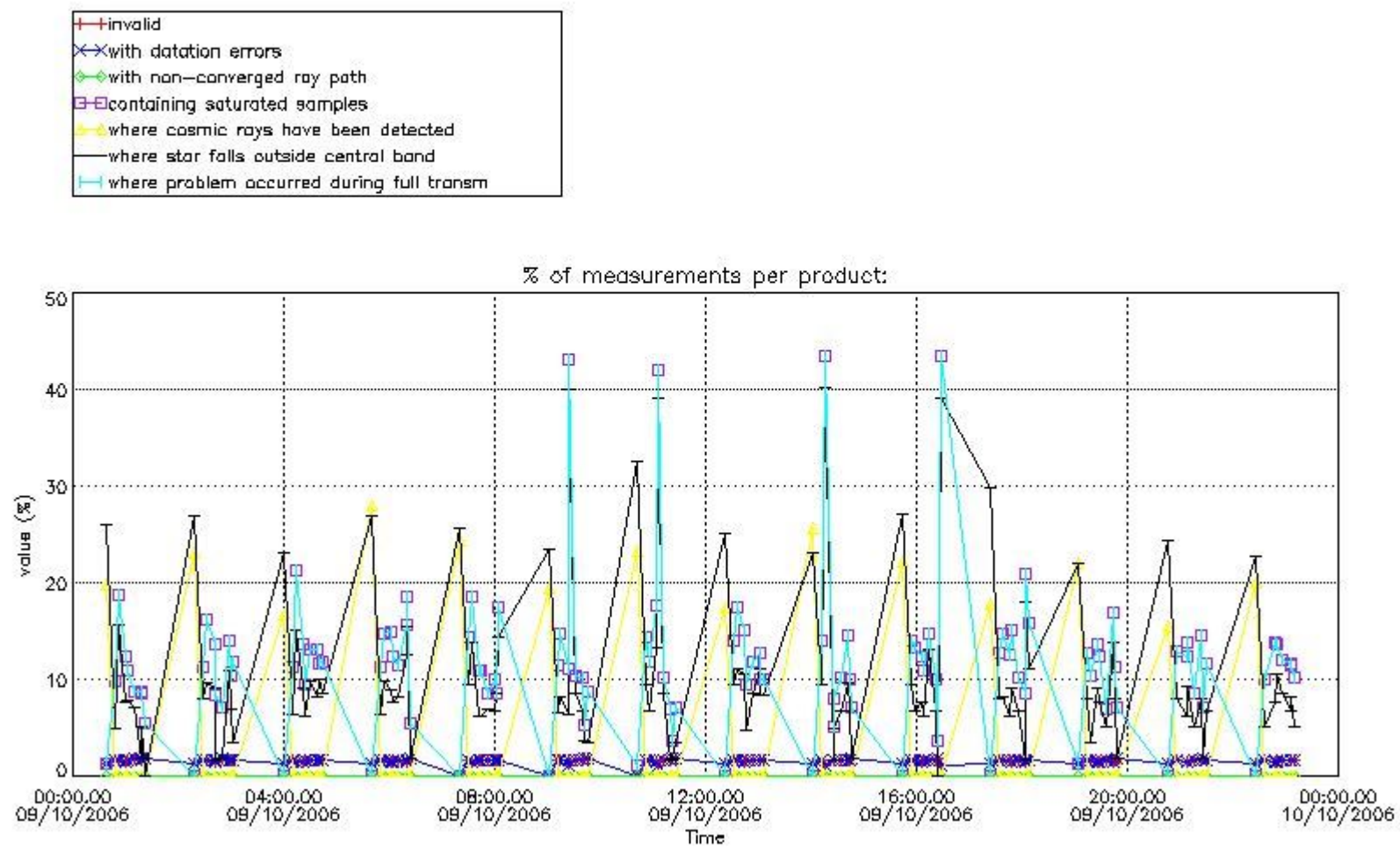
In this section it is plotted some information contained in the Quality Summary data set of the level 2 products that comes from the level 1b processing. Products without errors (error flag in the MPH set to "0") are used.

##### 4.1 Plot quality information per product (time dependant) coming from level 1b processing

##### 4.1.1 Plot level 1 quality information per product (time dependant): ENVISAT ASCENDING passes



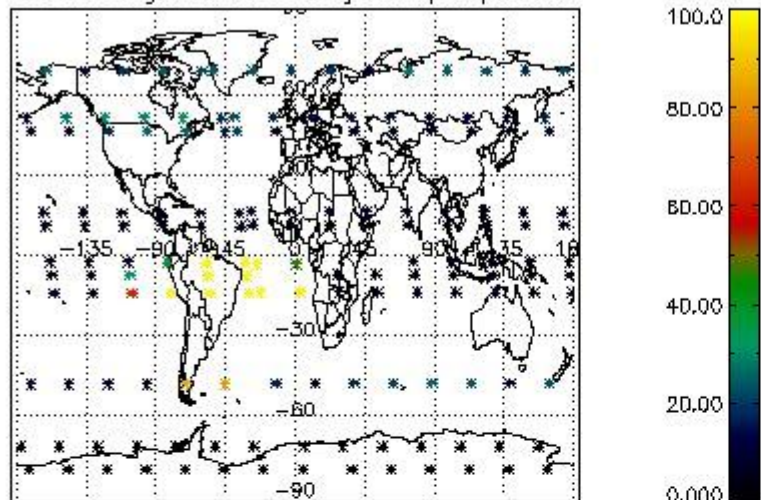
4.1.2 Plot level 1 quality information per product (time dependant): ENVI SAT DESCENDING passes



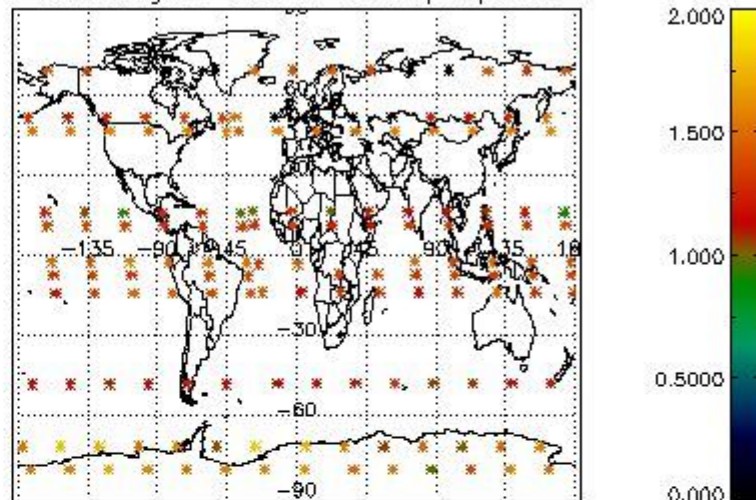
*4.2 Plot quality information per product coming from level 1b processing (world map)*

*4.2.1 Plot level 1 quality information per product (world map): ENVISAT ASCENDING passes*

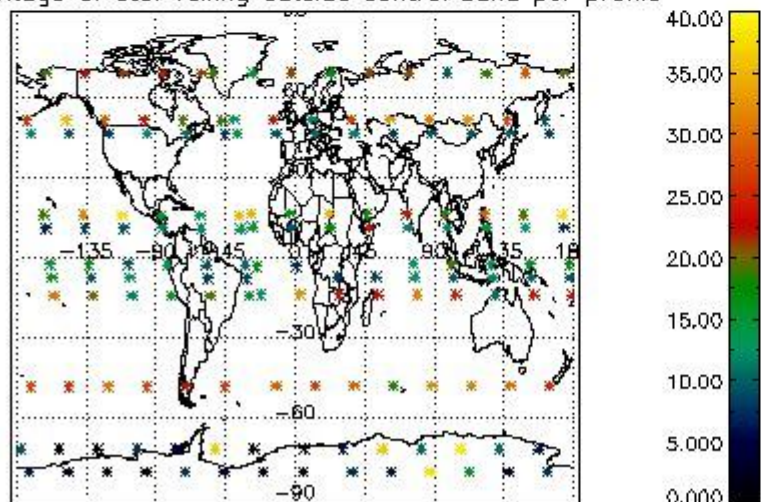
Percentage of cosmic ray hits per profile



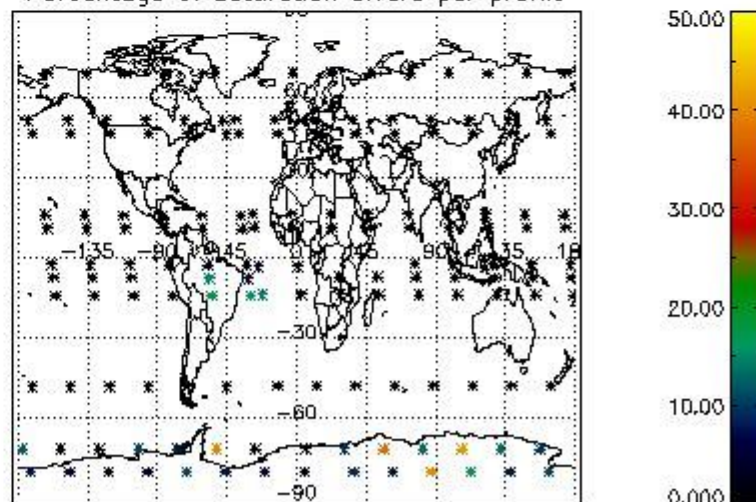
Percentage of datation errors per profile



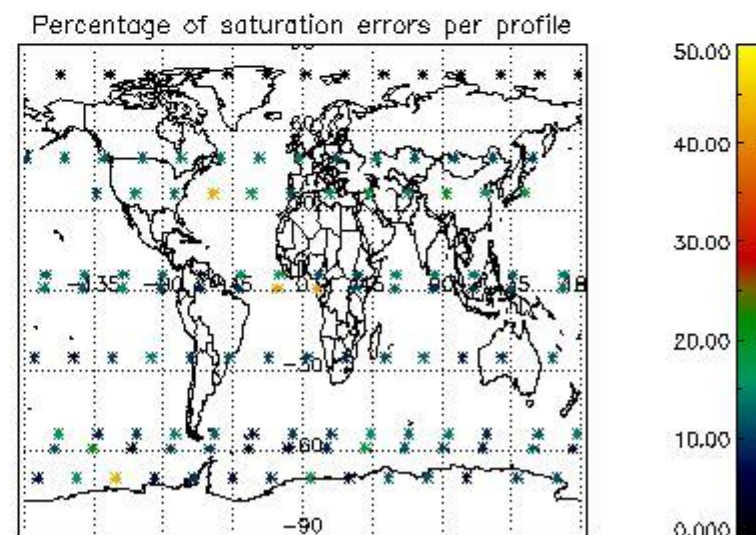
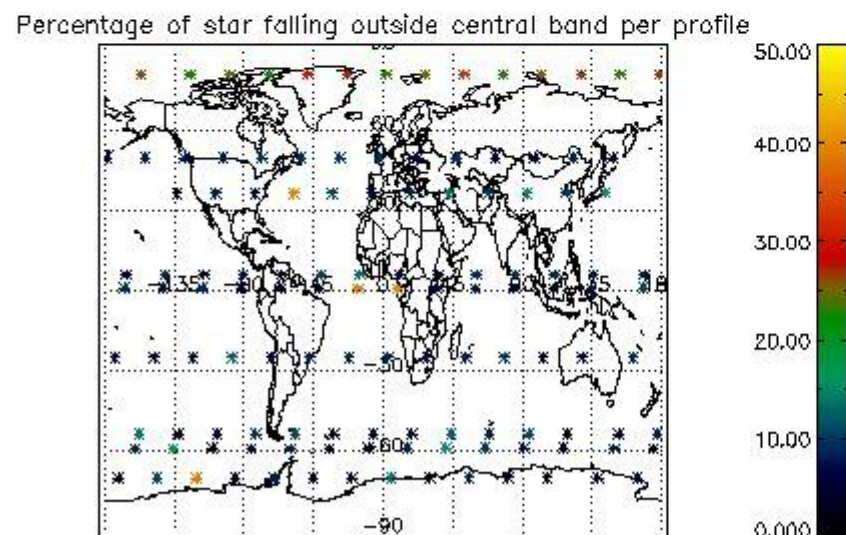
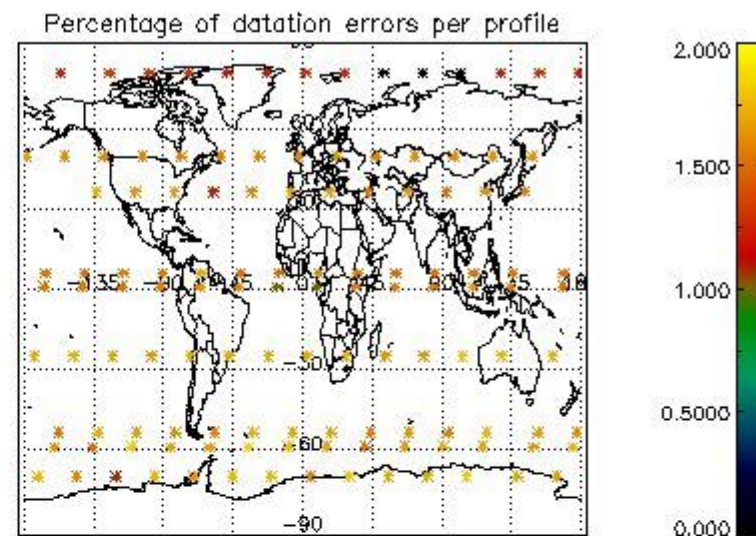
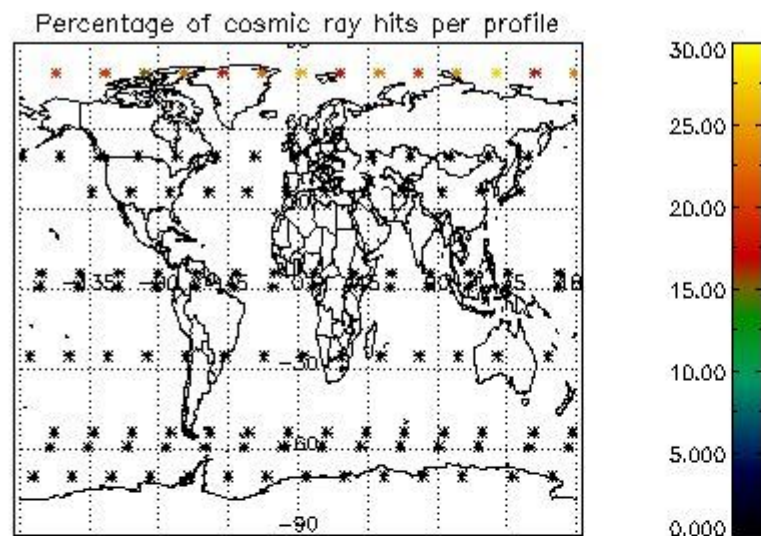
Percentage of star falling outside central band per profile



Percentage of saturation errors per profile



4.2.2 Plot level 1 quality information per product (world map): ENVISAT DESCENDING passes



## 5. Trace gas profiles

### 5.1 Ozone statistics based on quality of products

The final quality of the products can be "measured" using the STD (Standard Deviation) attached to every point profile. This information is written to the parameter GOM\_NL\_\_2P/NL\_LOCAL\_SPECIES\_DENSITY/o3\_std of the level 2 products. The table below shows the statistics for given STD ranges.

The statistics are given with respect to the overall valid production:

- Products without fatal errors: GOM\_NL\_\_2P/MPH/PRODUCT\_ERR=0
- Valid point profile: GOM\_NL\_\_2P/NL\_LOCAL\_SPECIES\_DENSITY/pcd(0)=0

The 'Criteria' is applied to valid points of dark limb products:

- Products in dark limb illumination condition: GOM\_NL\_\_2P/NL\_SUMMARY\_QUALITY/obs\_ill\_cond=0
- Products without fatal errors: GOM\_NL\_\_2P/MPH/PRODUCT\_ERR=0
- Valid point profile: GOM\_NL\_\_2P/NL\_LOCAL\_SPECIES\_DENSITY/pcd(0)=0

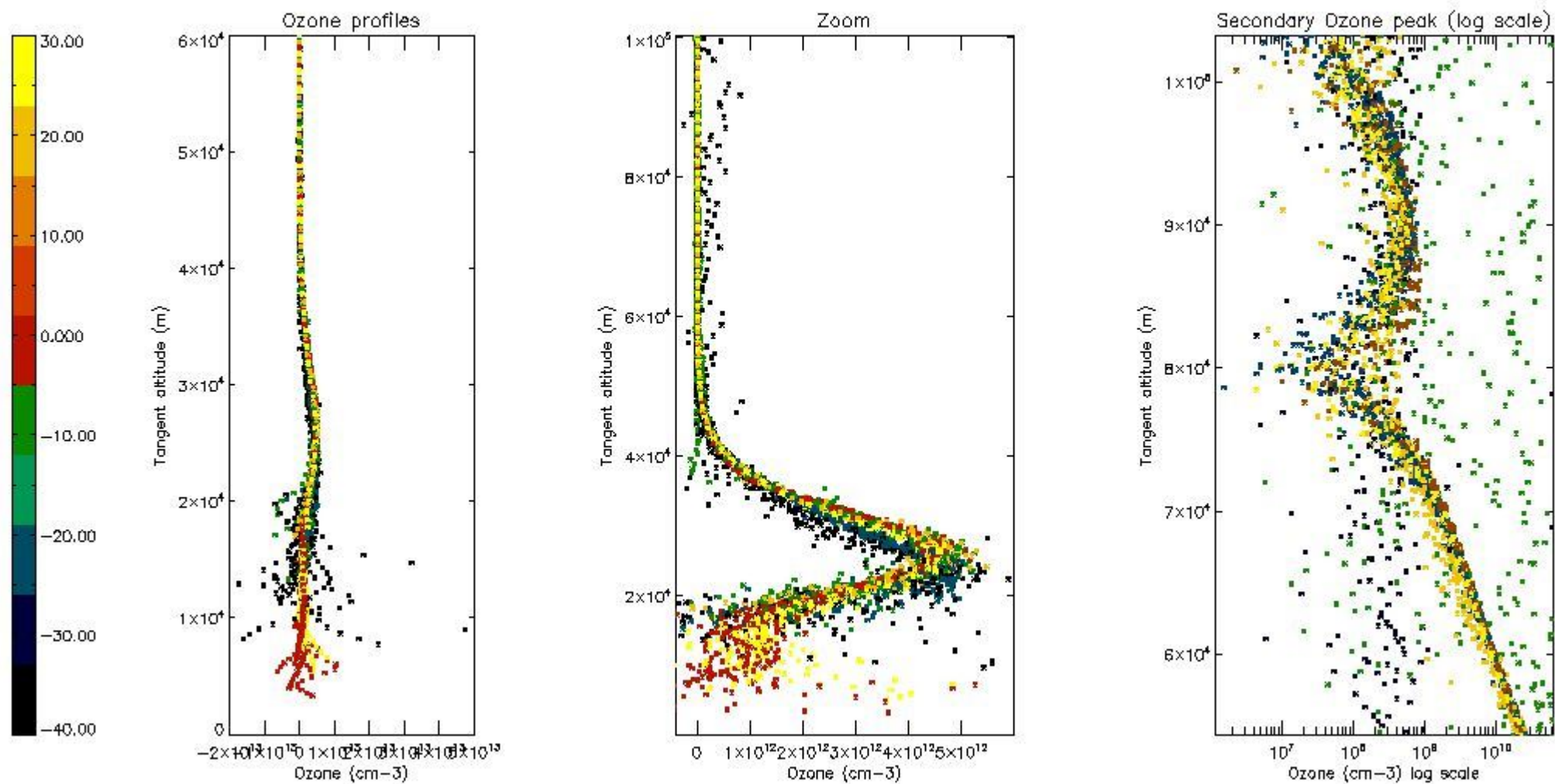
So, the table below shows the percentage of dark limb and valid observations for each criteria with respect to the overall valid daily observations.

Criteria	% of total production
All STD	39
STD < 20	23

STD < 10	18
STD < 5	12

5.2 Plot ozone profiles for all STD (dark without errors)

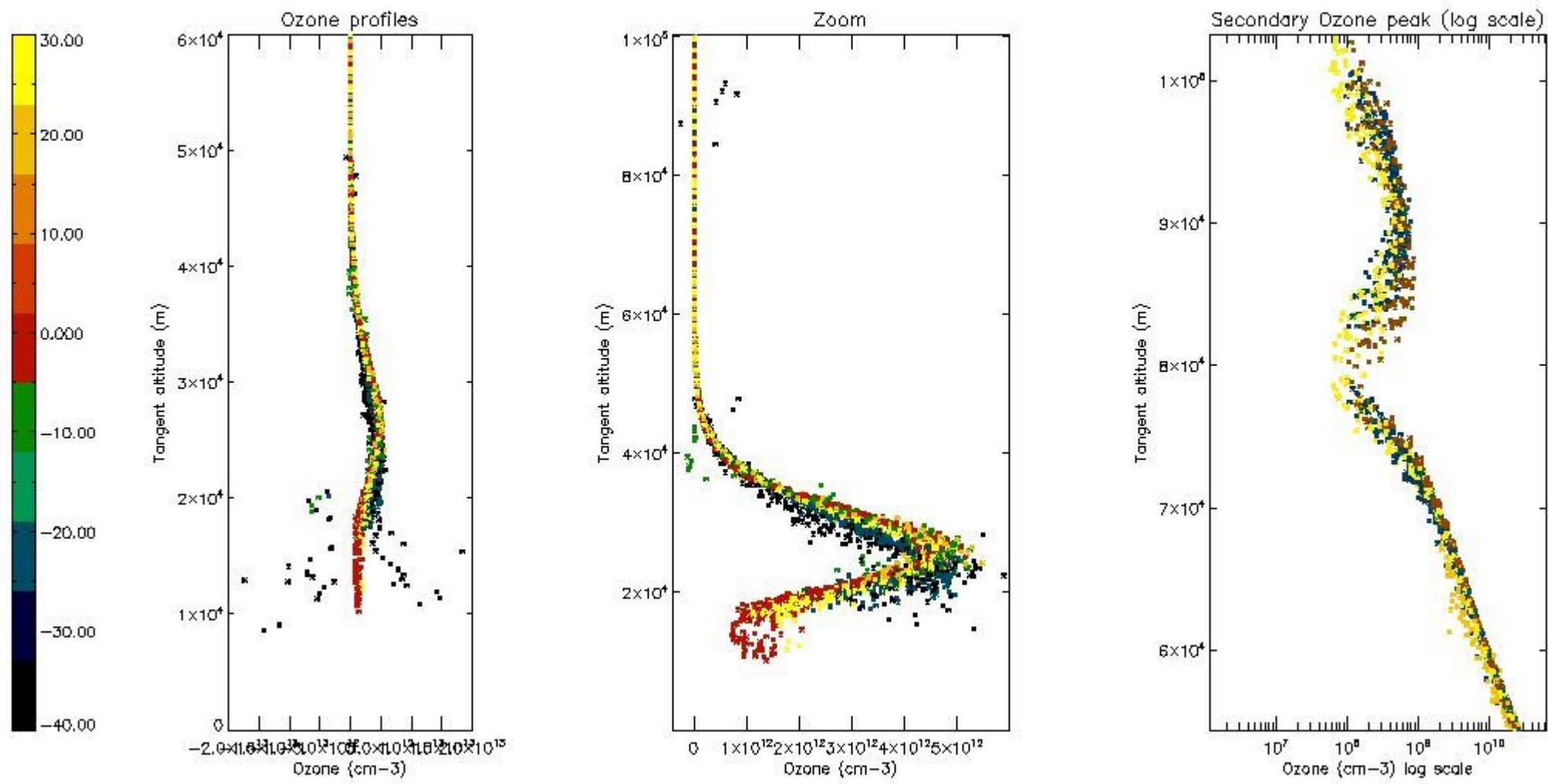
The colorbar represents the latitude.



5.3 Plot ozone profiles where STD < 20% (dark without errors)

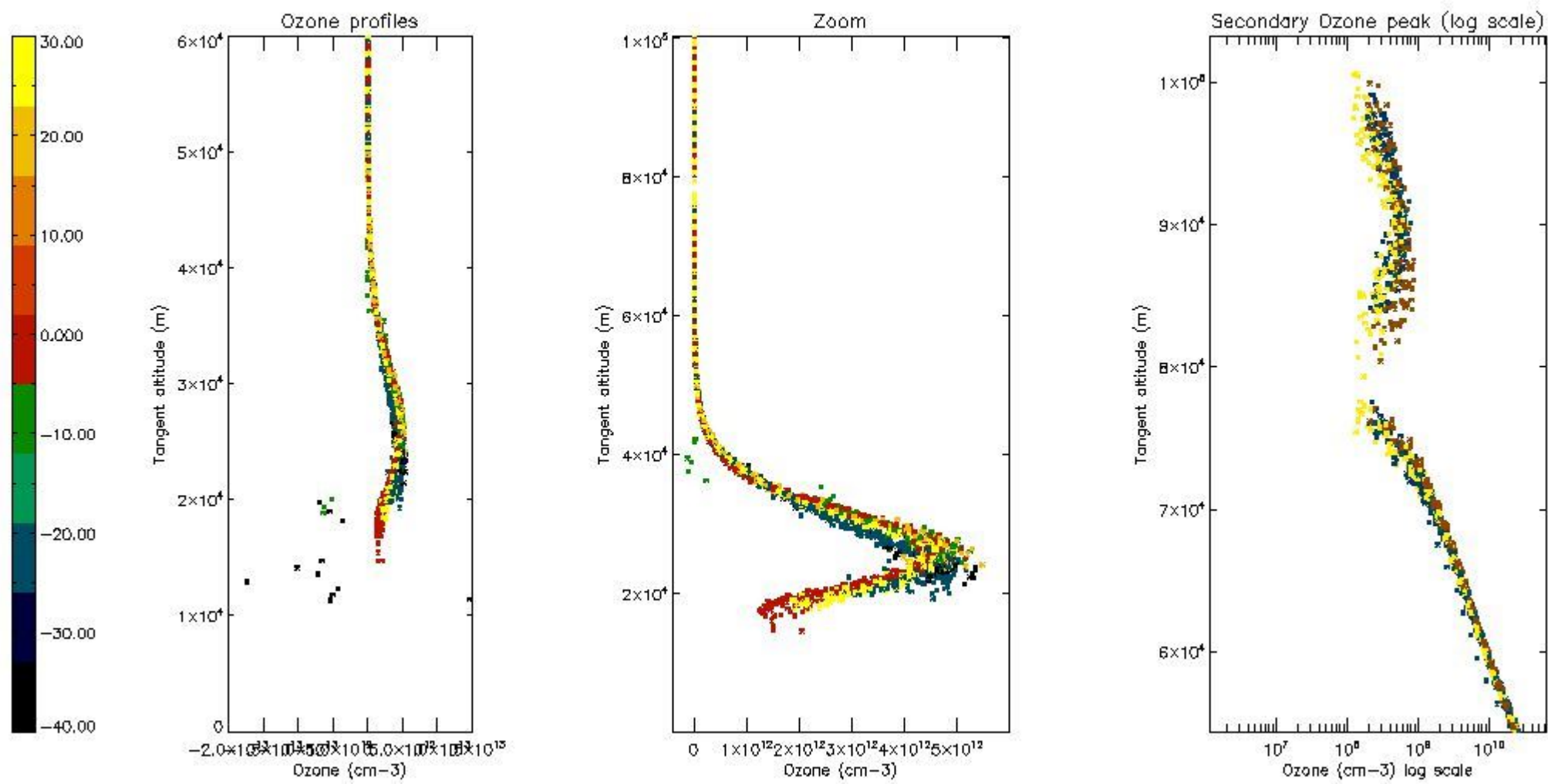
The colorbar represents the latitude.





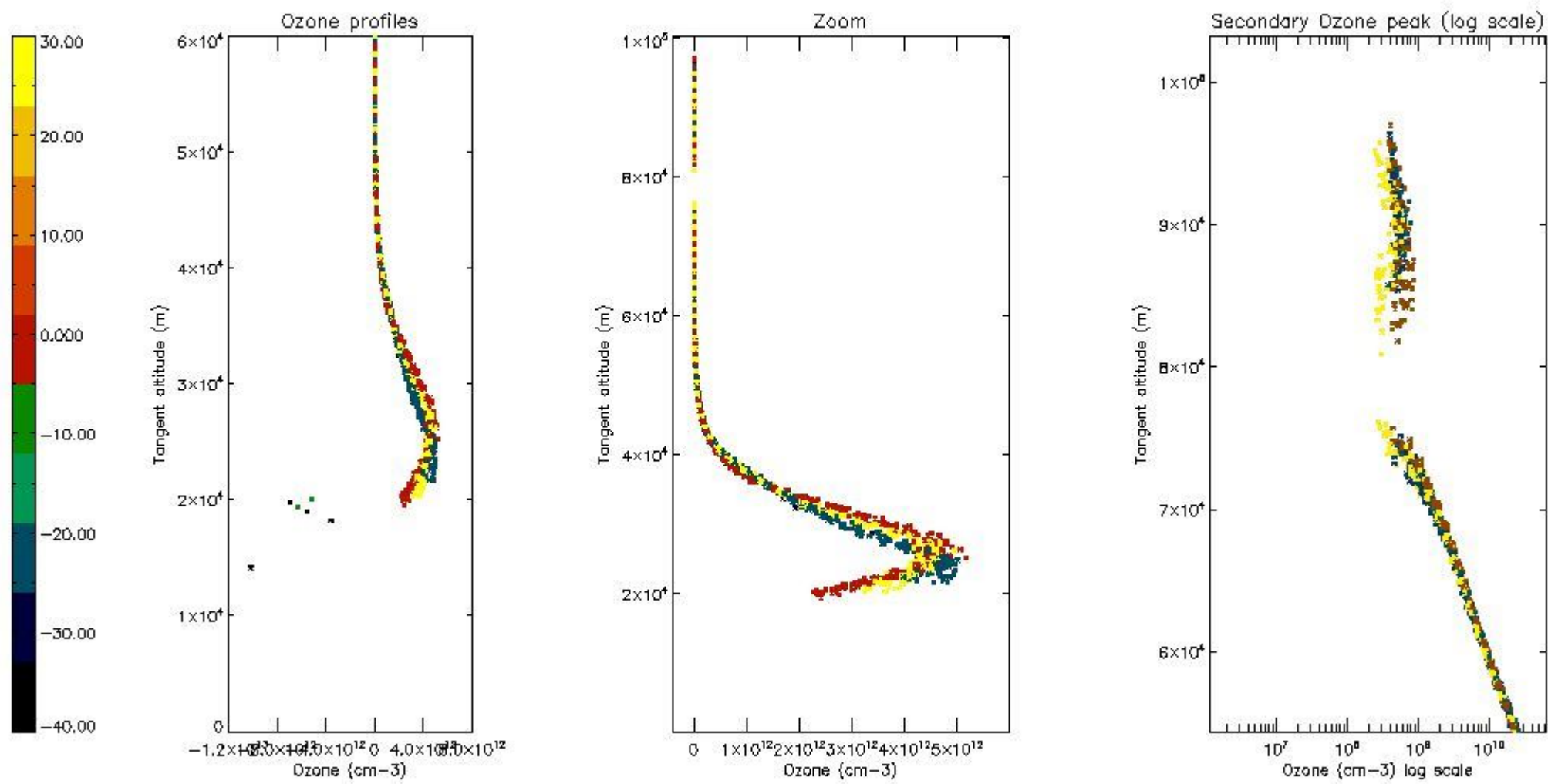
*5.4 Plot ozone profiles where STD < 10% (dark without errors)*

The colorbar represents the latitude.



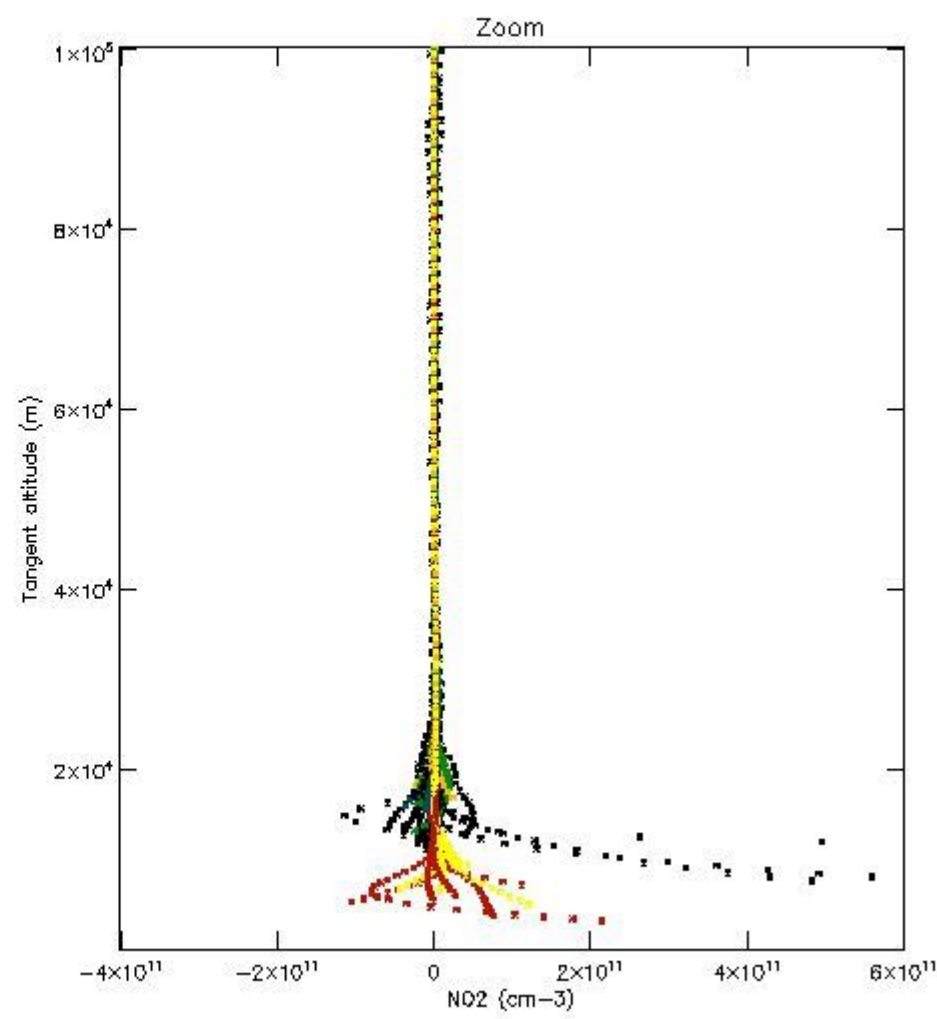
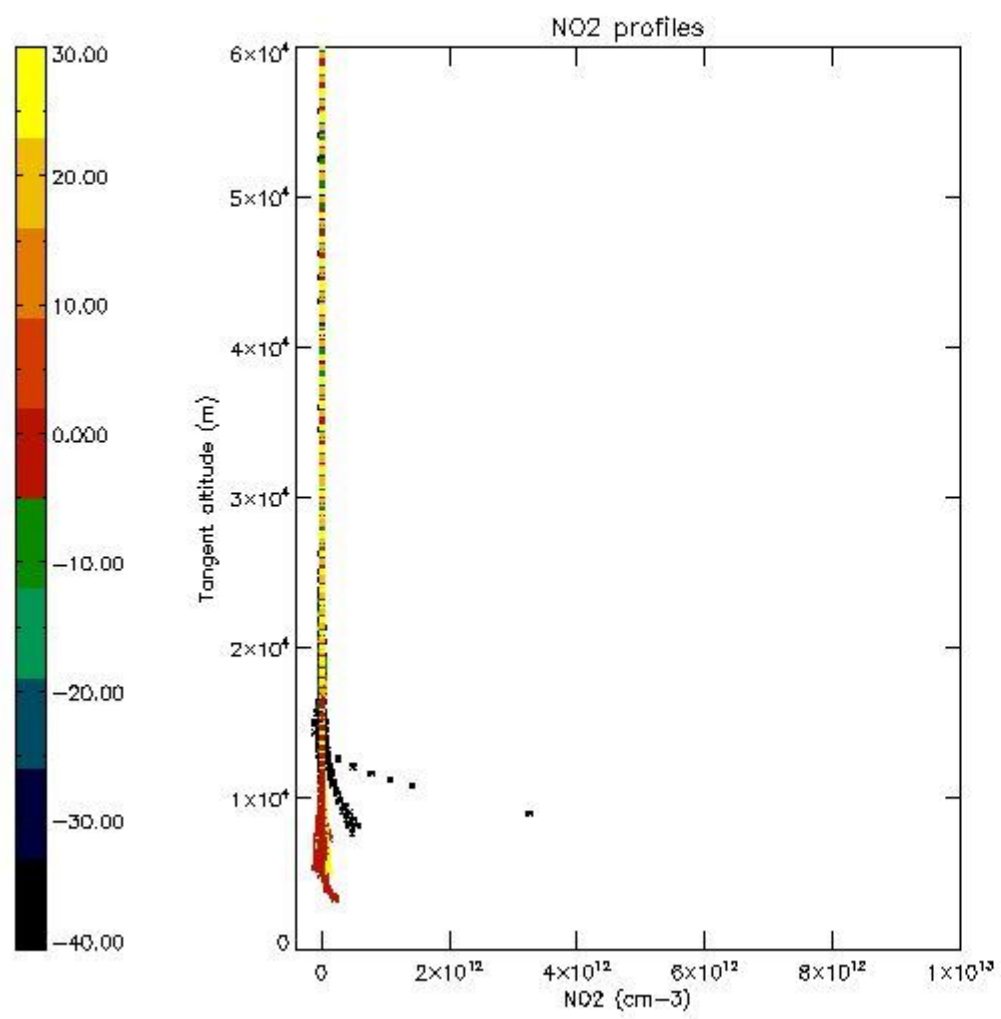
*5.5 Plot ozone profiles where STD < 5% (dark without errors)*

The colorbar represents the latitude.



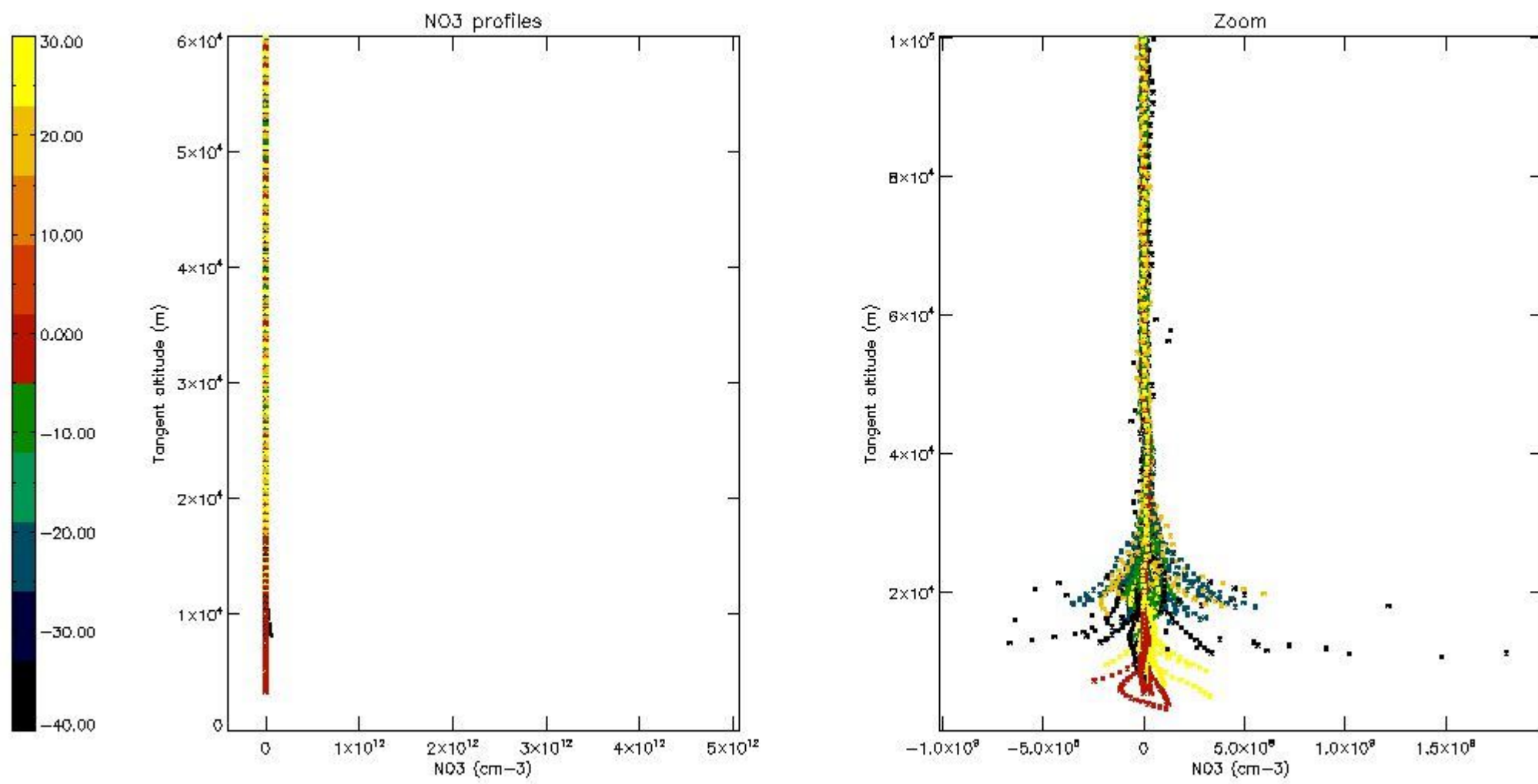
*5.6 Plot NO<sub>2</sub> profiles for all STD (dark without errors)*

The colorbar represents the latitude.



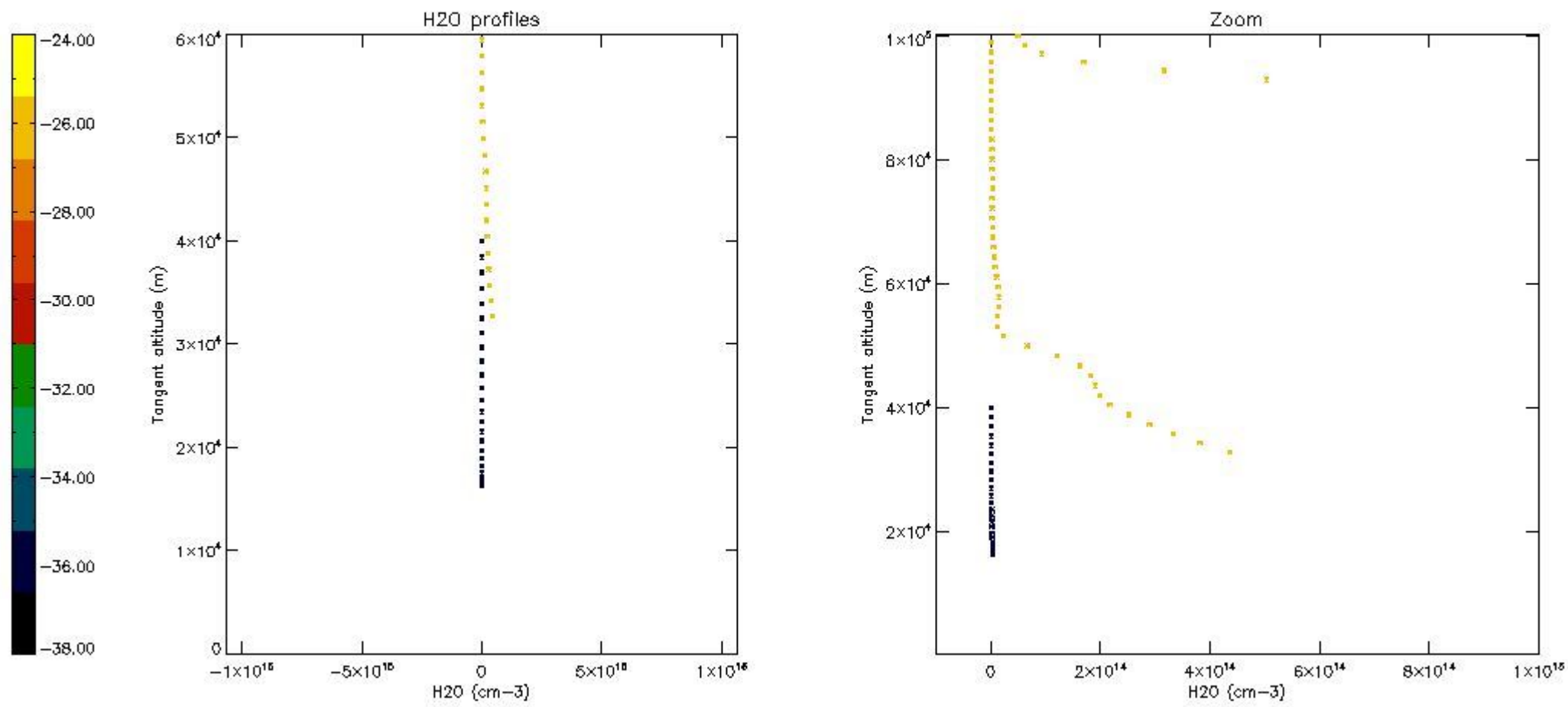
*5.7 Plot NO3 profiles for all STD (dark without errors)*

The colorbar represents the latitude.



5.8 Plot H<sub>2</sub>O profiles for all STD (only for occultations of stars 1,2,3,4,13,14,16,26,63 dark without errors)

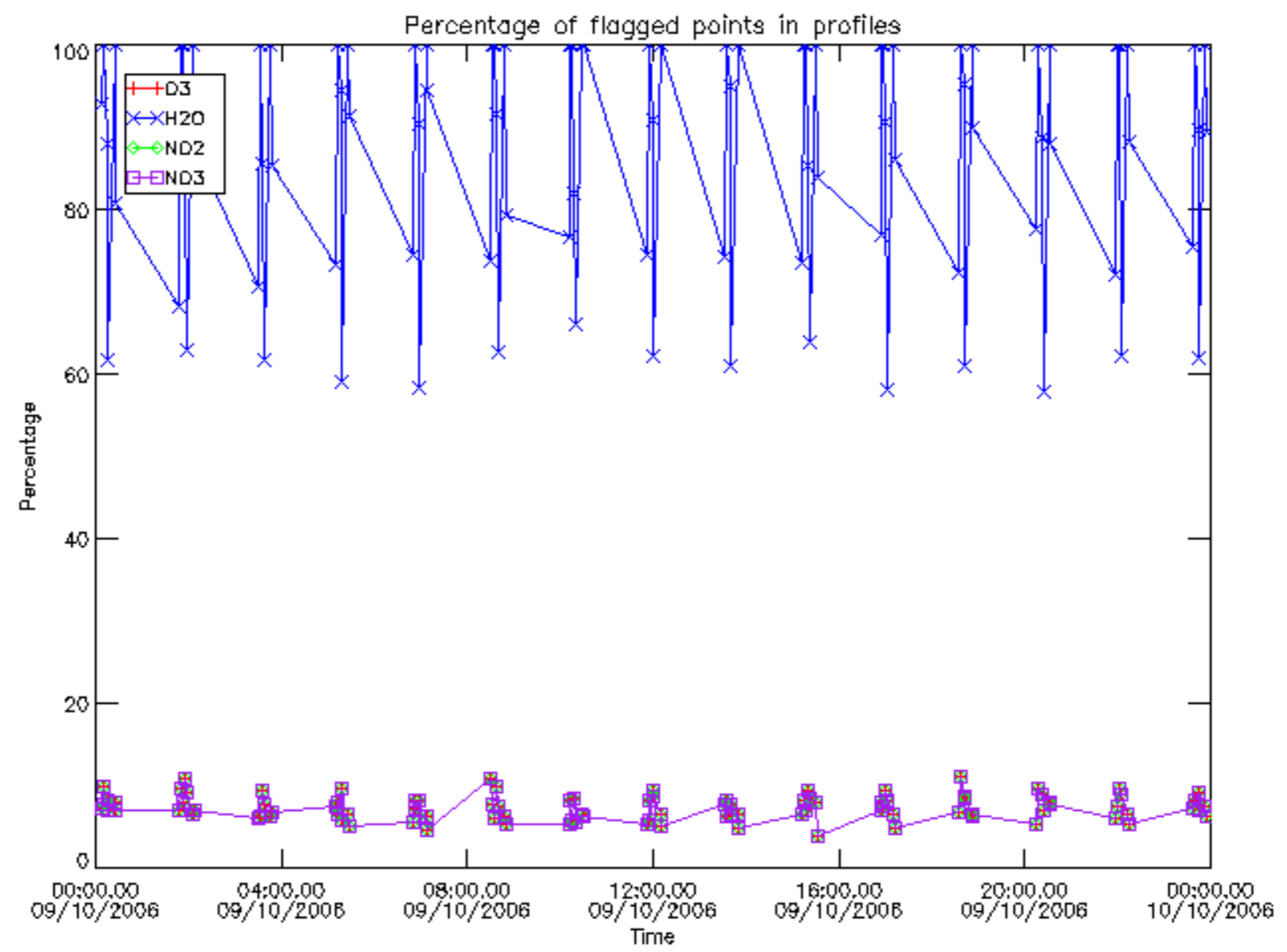
The colorbar represents the latitude.



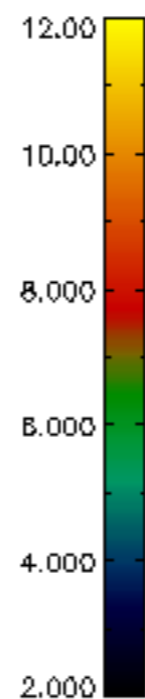
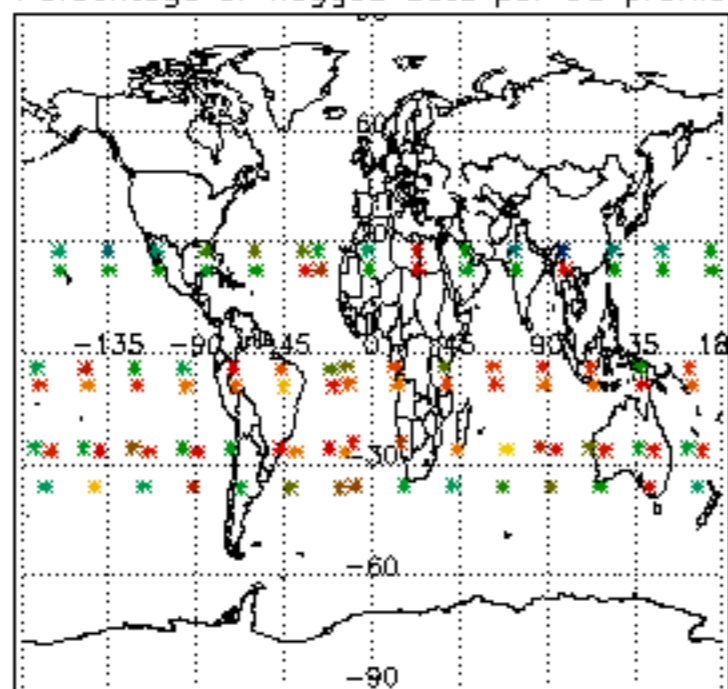
## 6. Auxiliary Data Files used for the production reported in section 2

The number reported in the third column indicates since which file (see list in section 2) the corresponding auxiliary file has been used. The fourth column is the date of those product files.

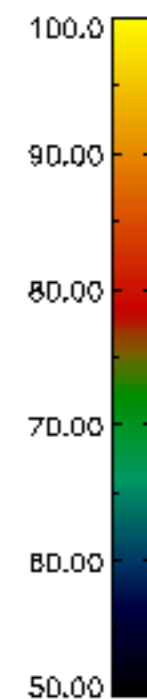
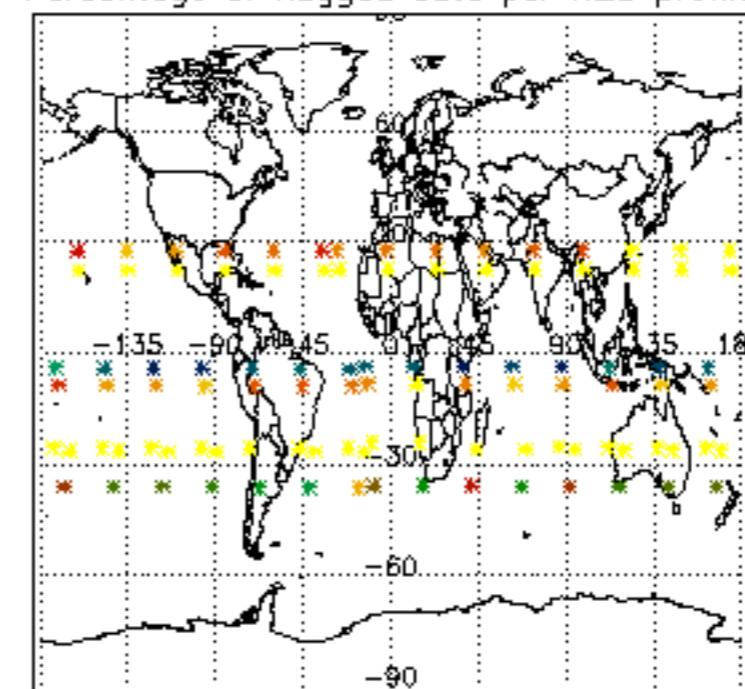
Type	Auxiliary Filename	Used since product	Used since product date
INST_PHYS_CHARACTERISTICS	GOM_INS_AXVIEC20091111_143220_20030716_120000_20500101_000000	1	09-OCT-2006 00:07:52
LEVEL-2_PROC_CONFIG	GOM_PR2_AXVIEC20091111_152718_20020301_000000_20500101_000000	1	09-OCT-2006 00:07:52
CROSS_SECTIONS_FILE	GOM_CRS_AXVIEC20091111_154832_20020301_000000_20500101_000000	1	09-OCT-2006 00:07:52



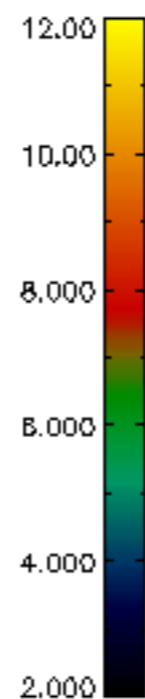
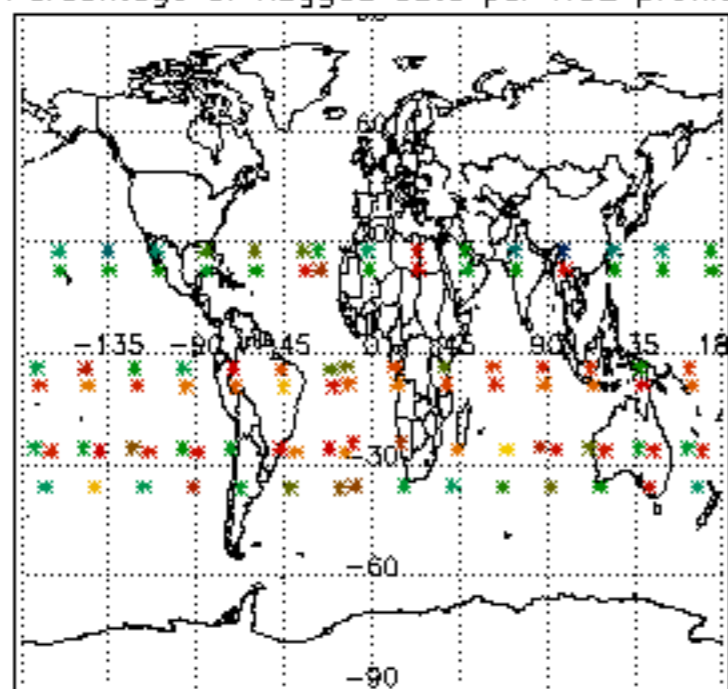
Percentage of flagged data per D3 profile



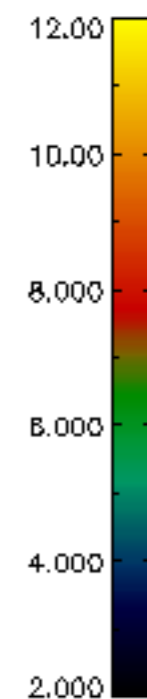
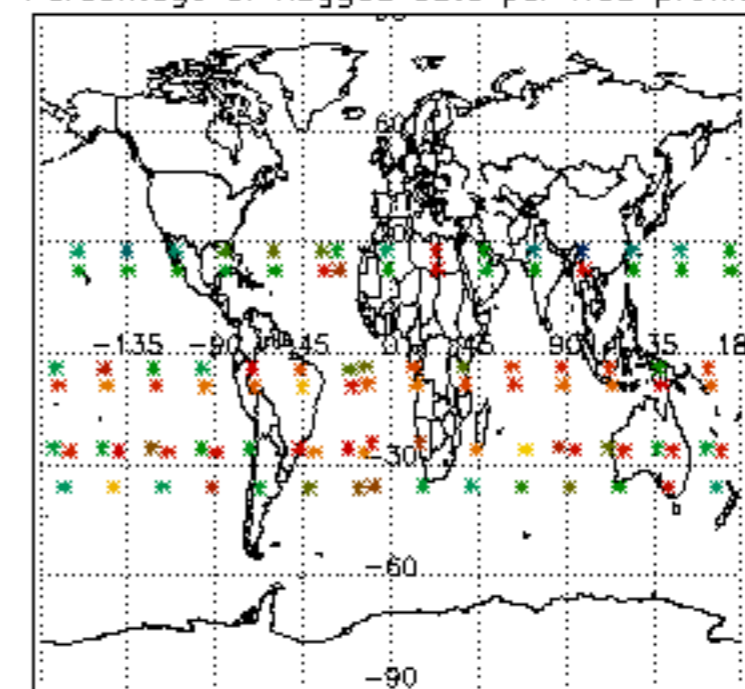
Percentage of flagged data per H2O profile



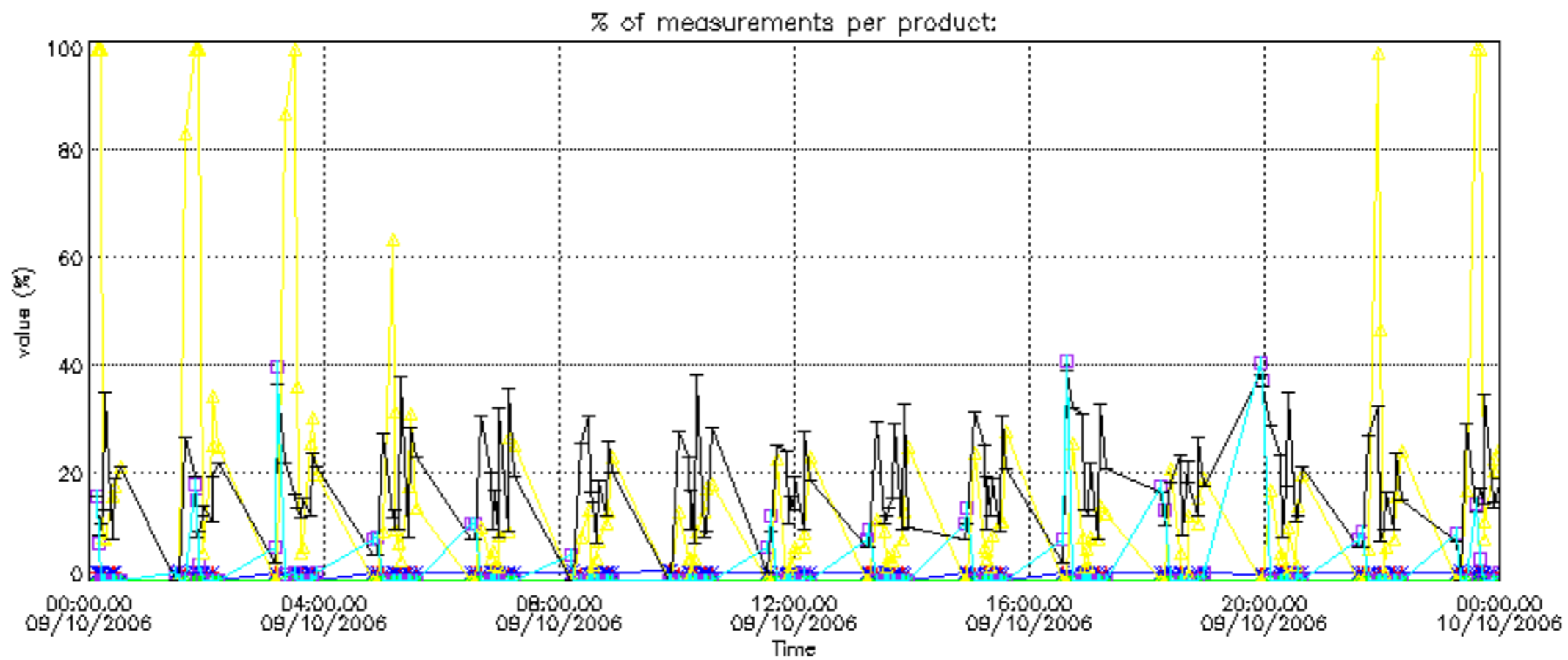
Percentage of flagged data per NO2 profile

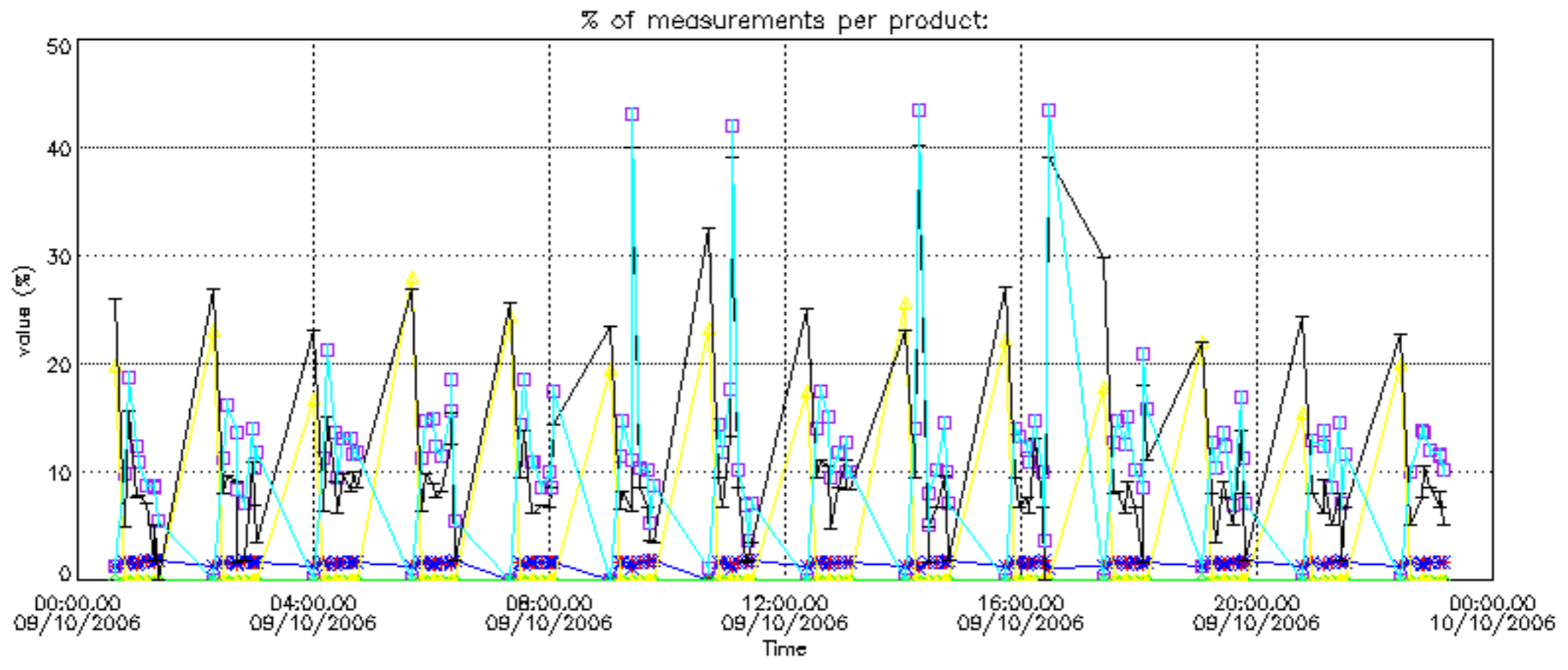


Percentage of flagged data per NO3 profile

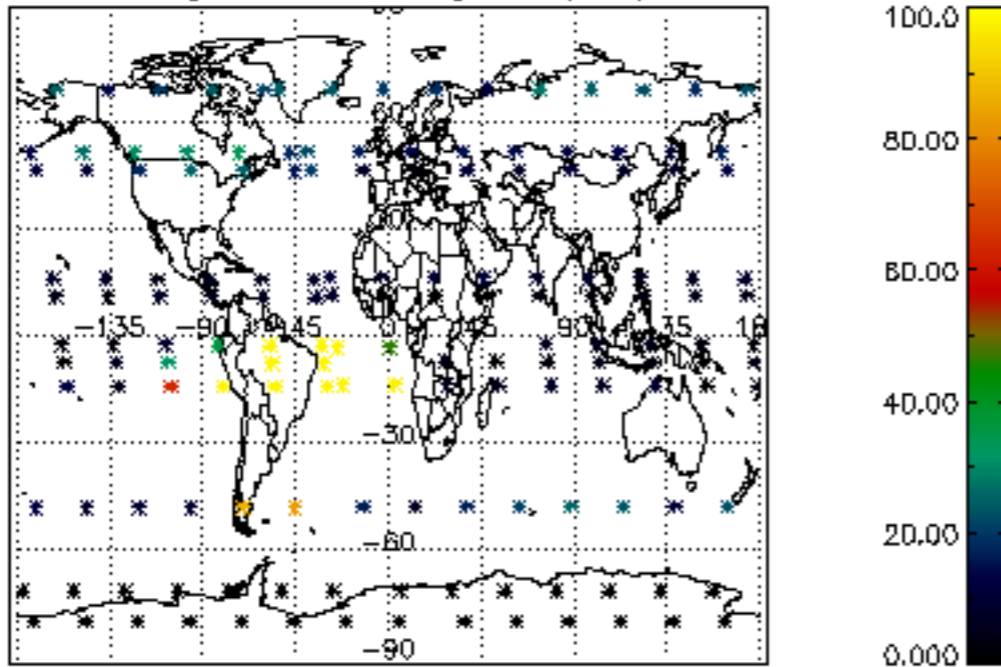




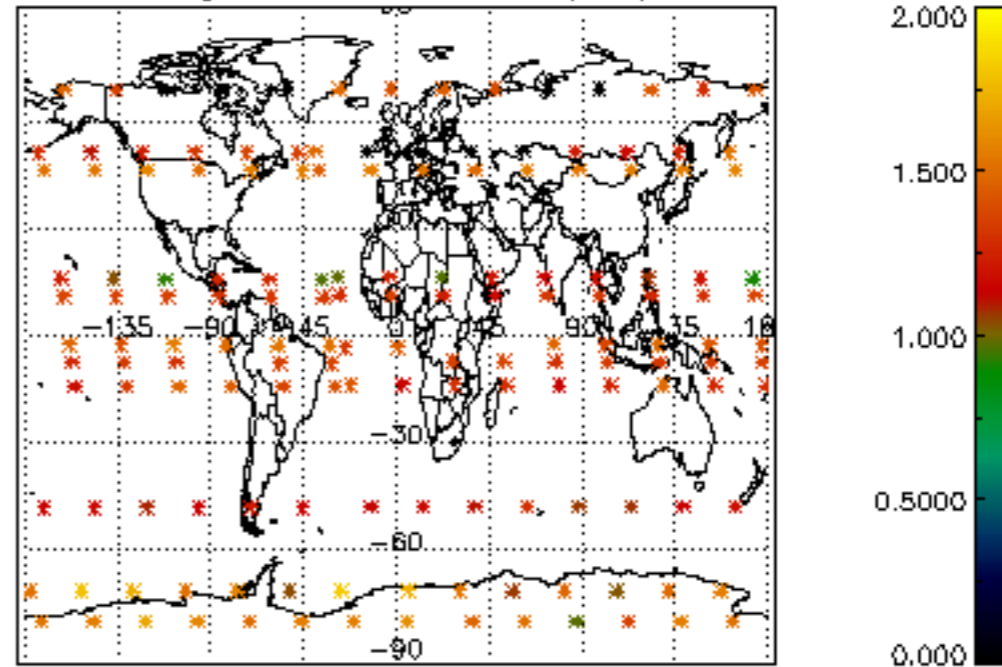




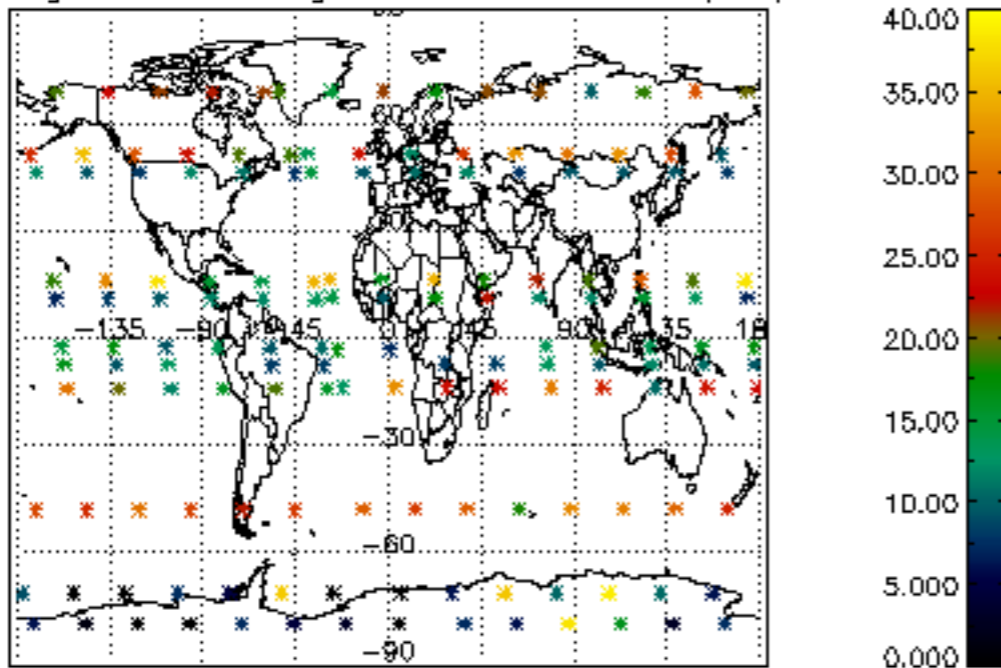
Percentage of cosmic ray hits per profile



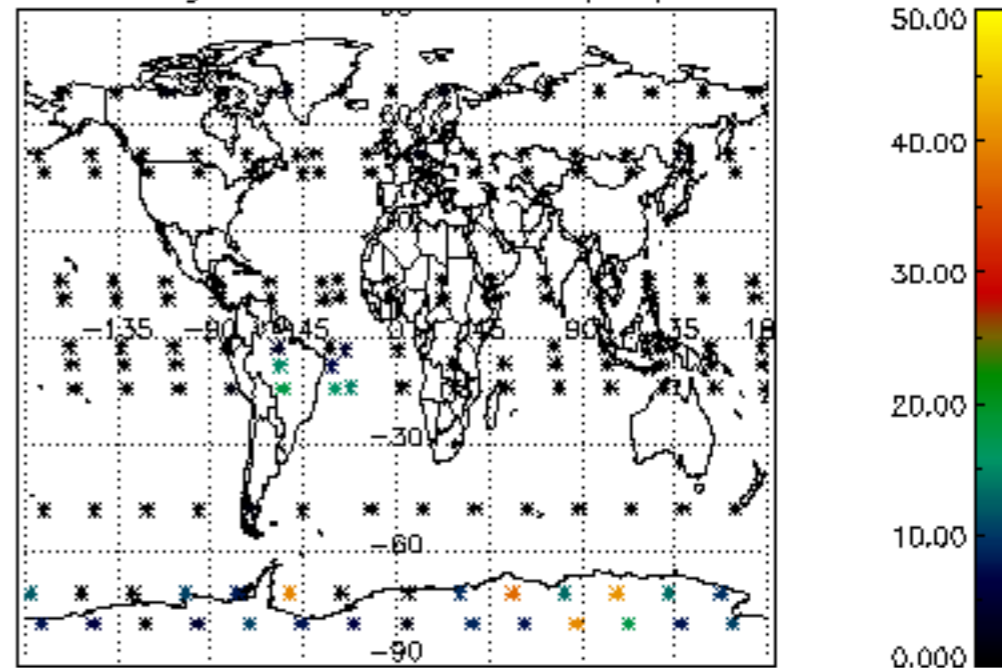
Percentage of datation errors per profile



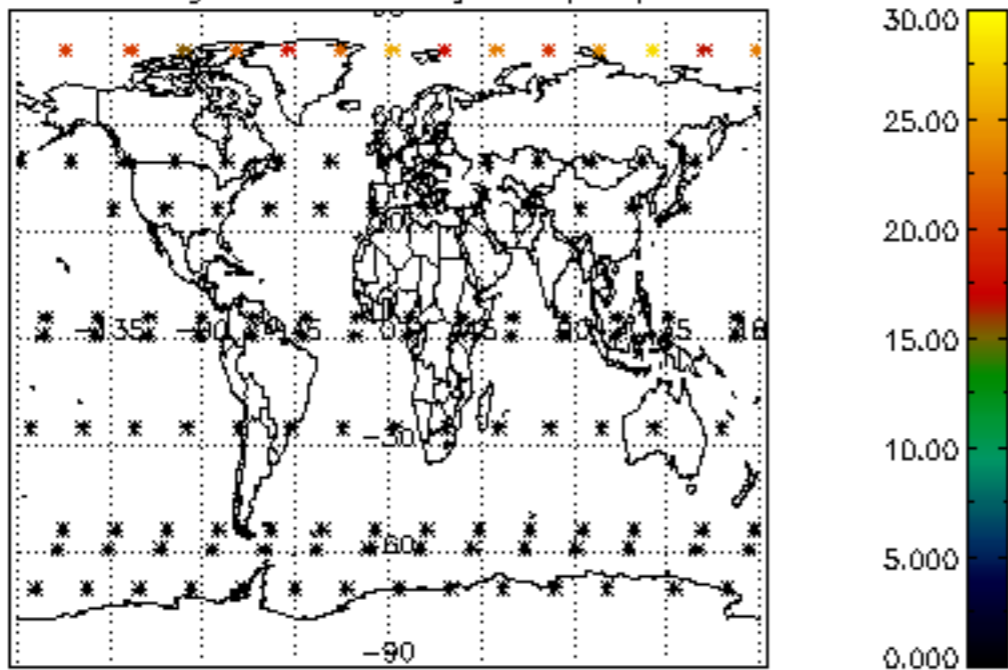
Percentage of star falling outside central band per profile



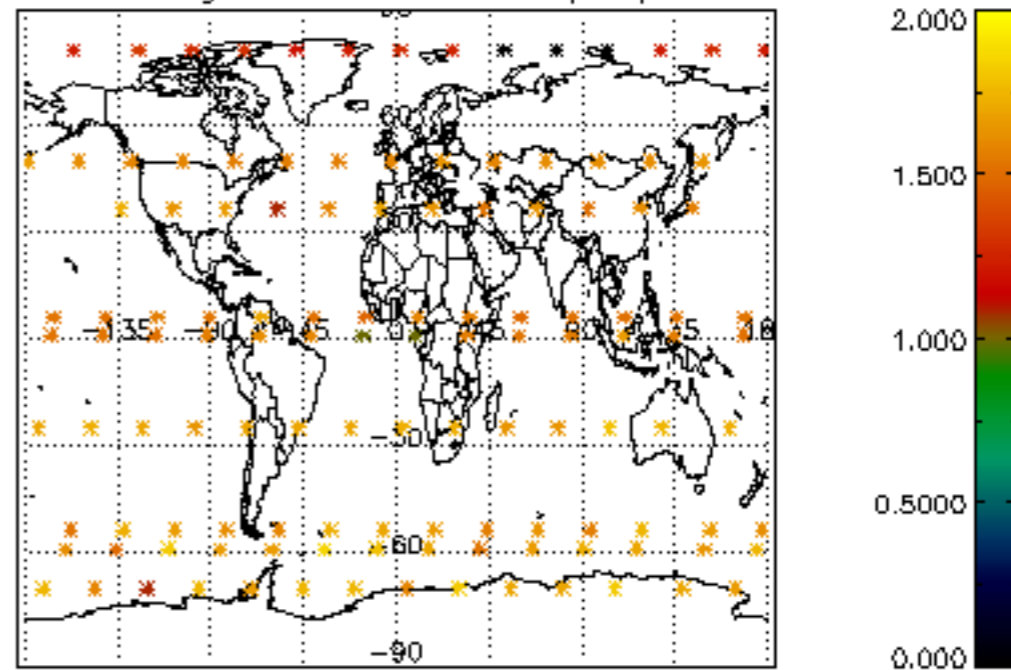
Percentage of saturation errors per profile



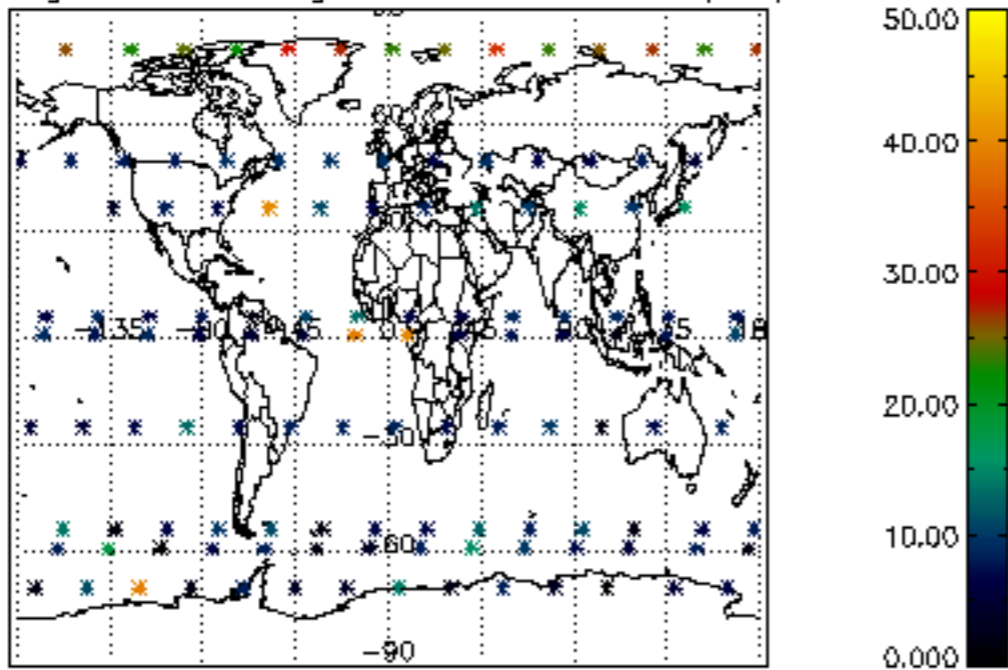
Percentage of cosmic ray hits per profile



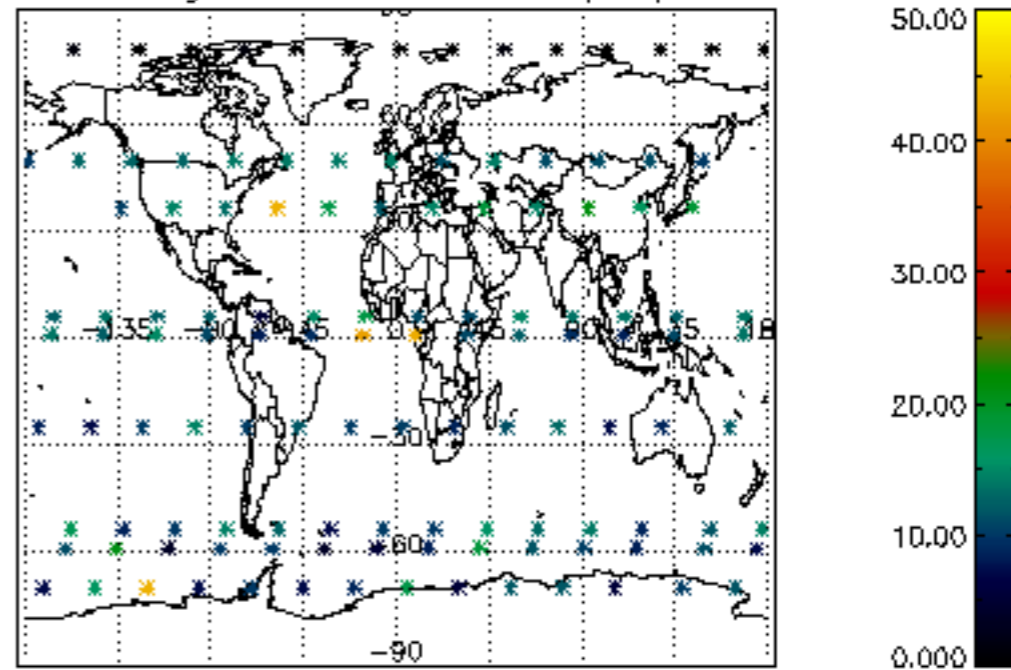
Percentage of datation errors per profile

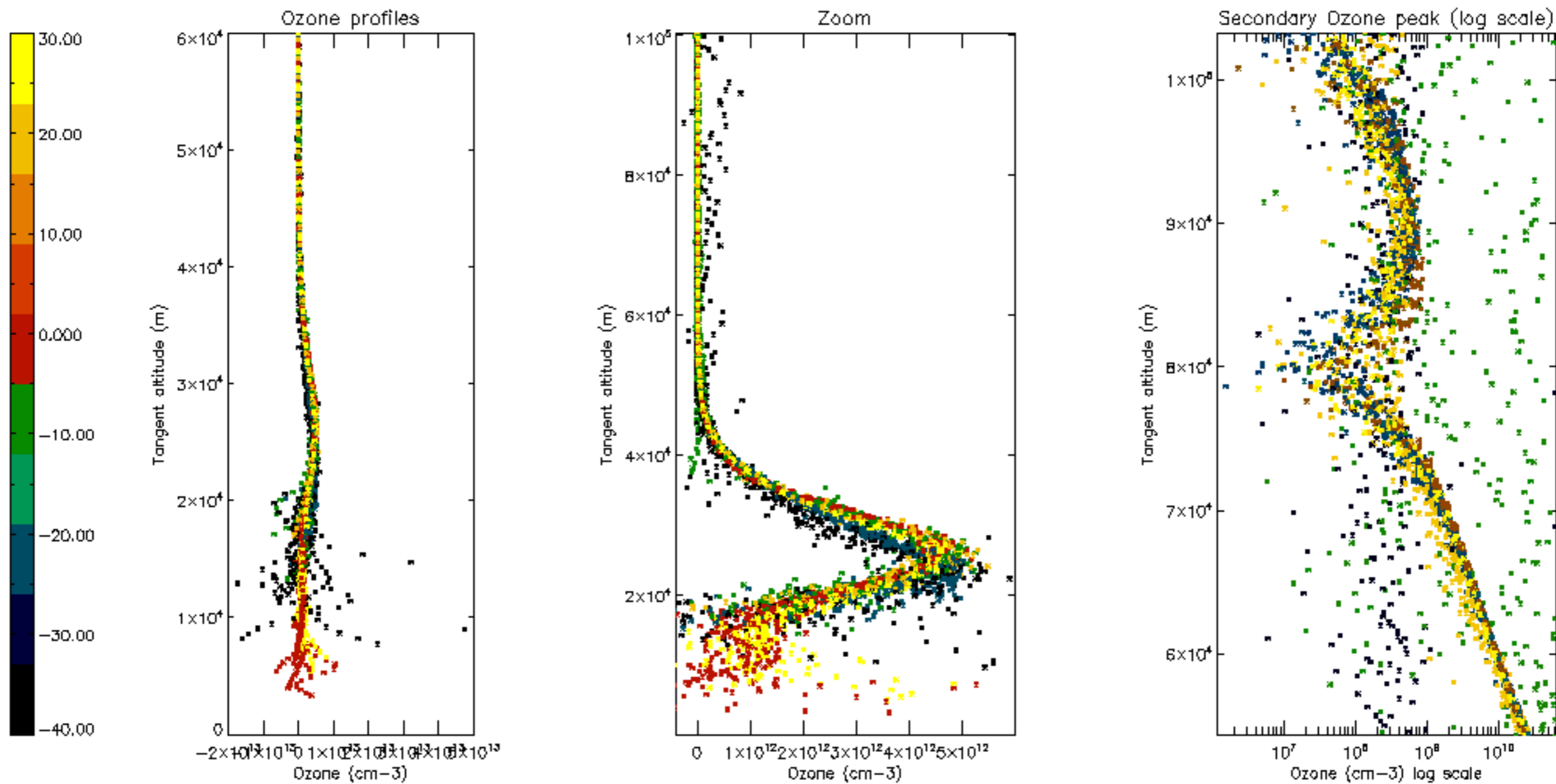


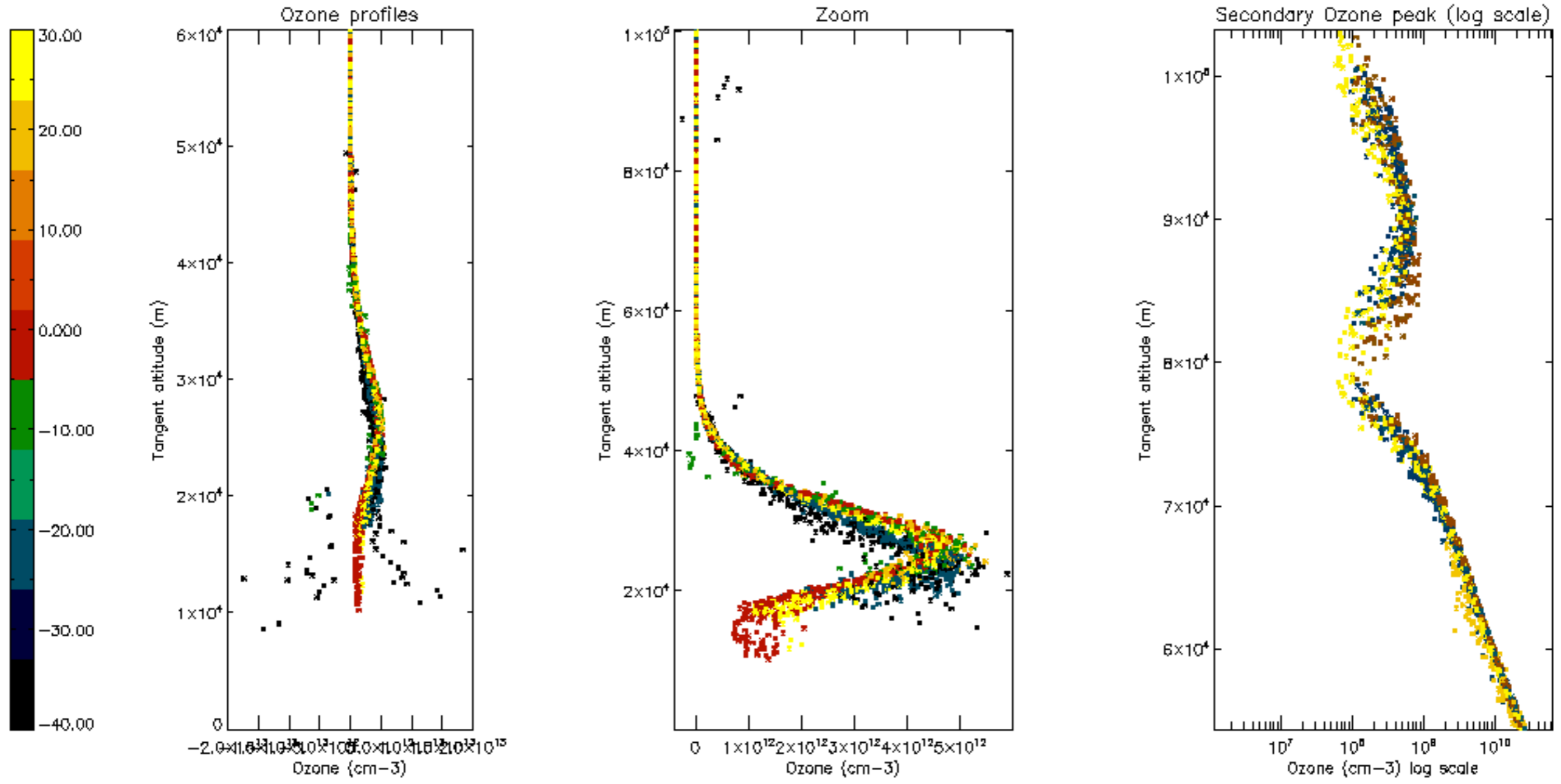
Percentage of star falling outside central band per profile

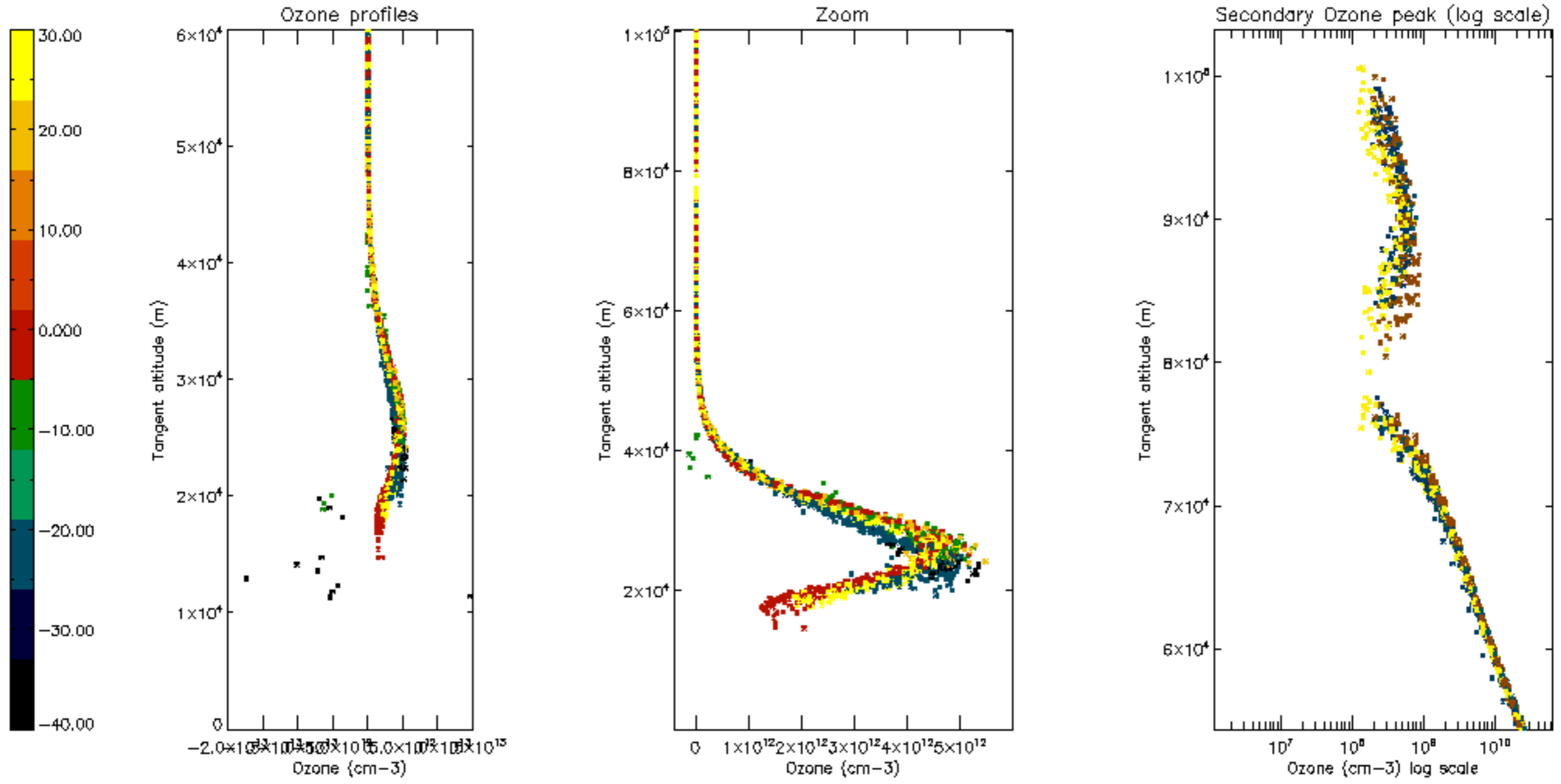


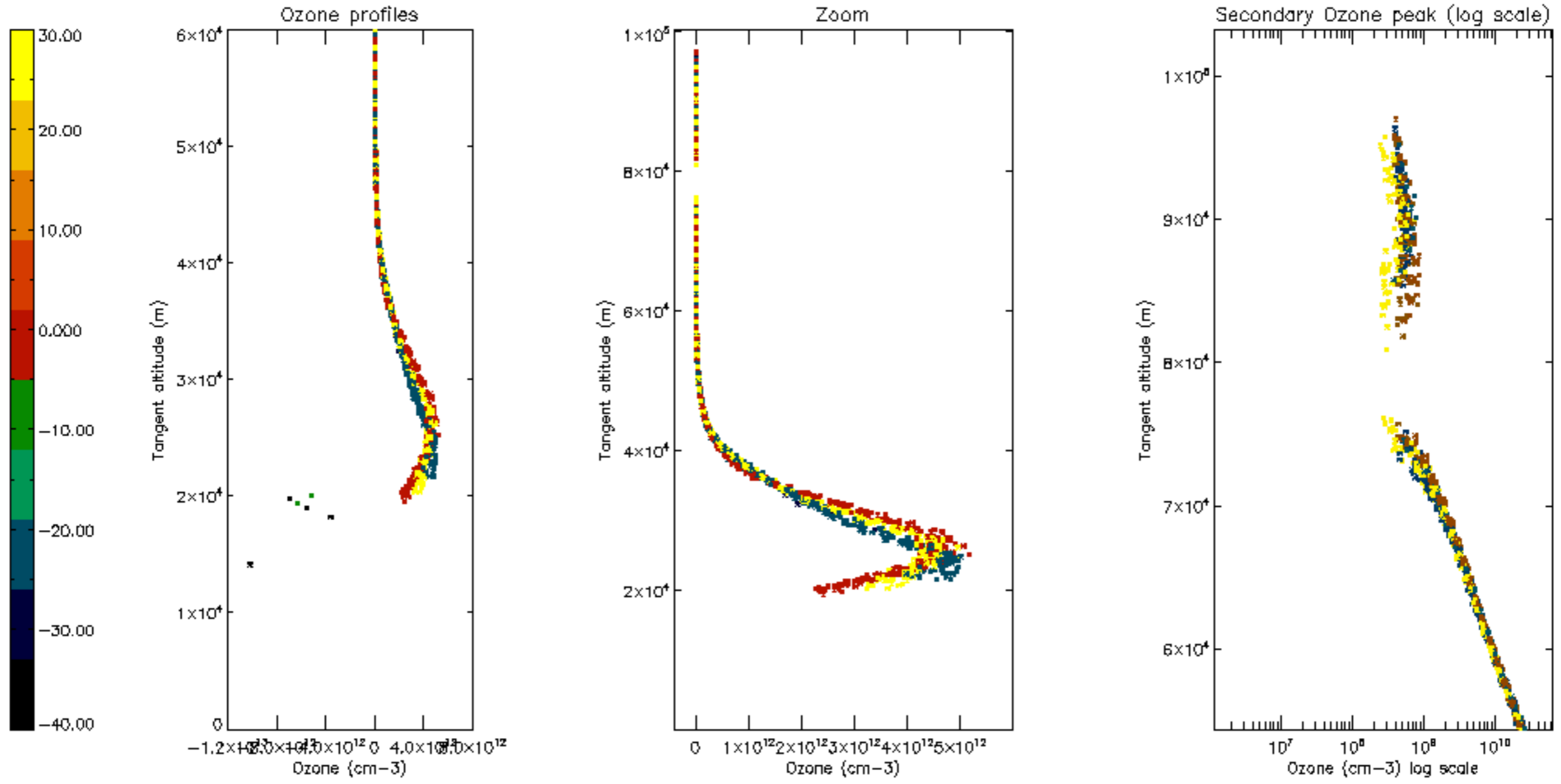
Percentage of saturation errors per profile



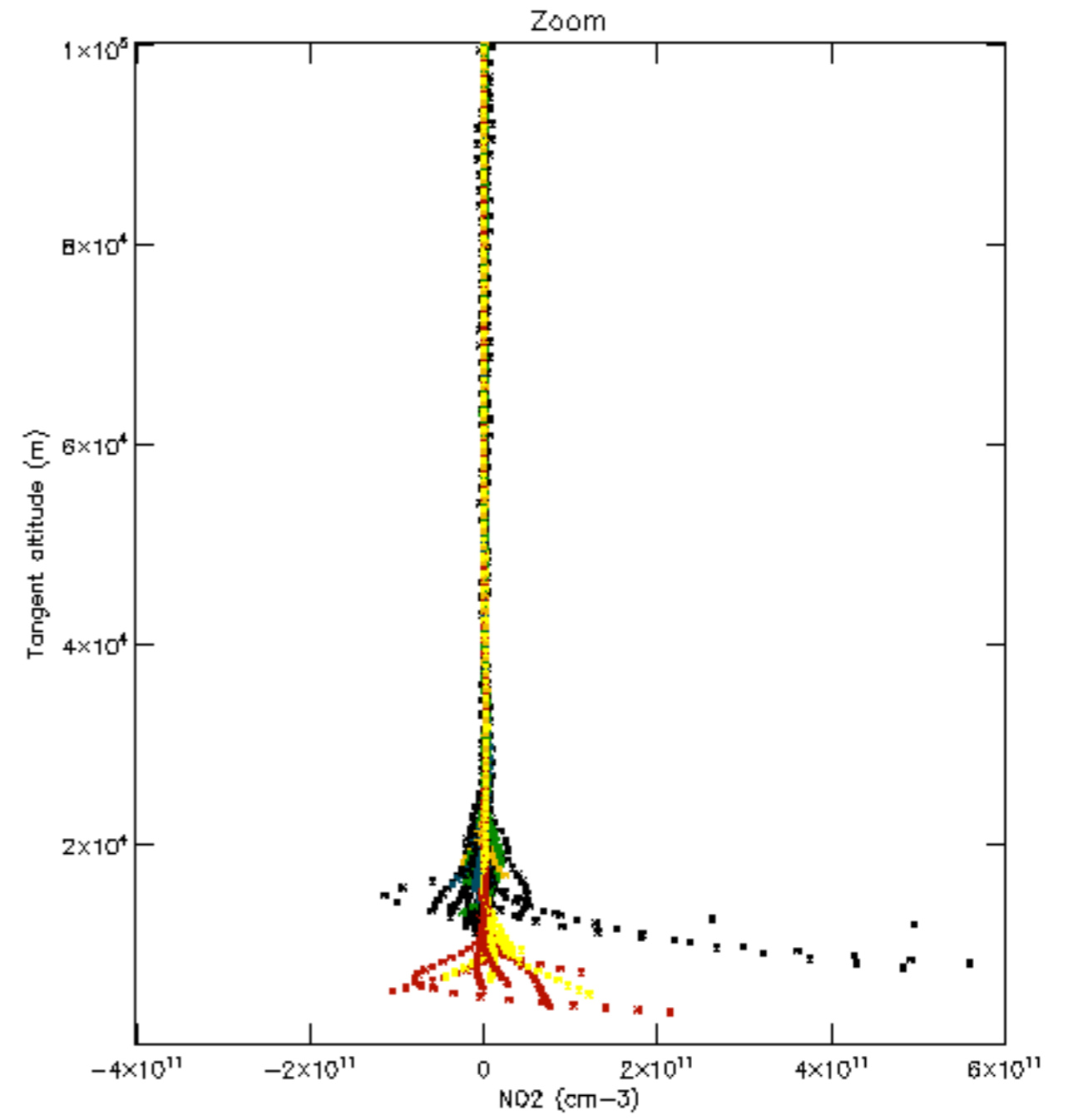
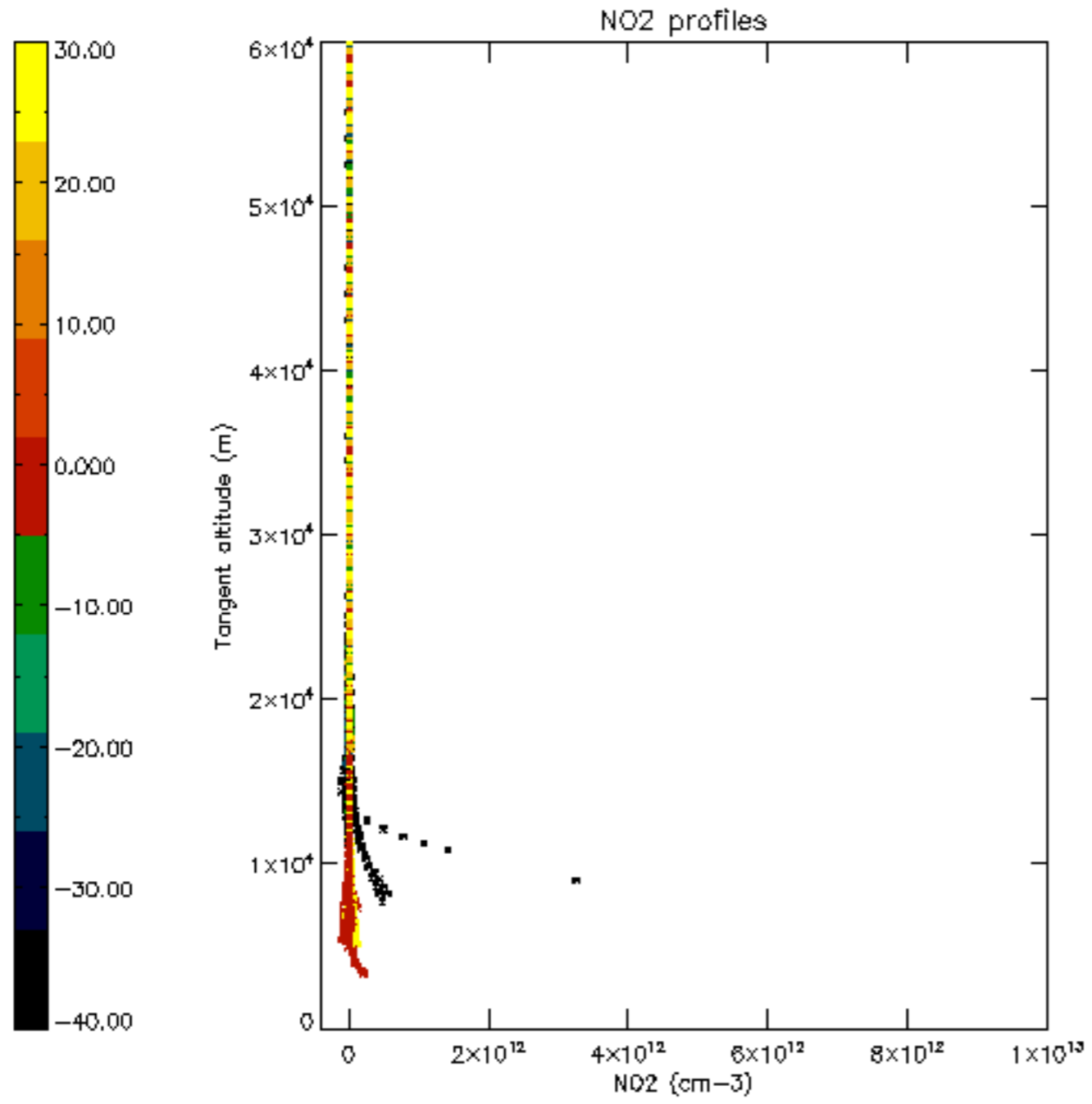


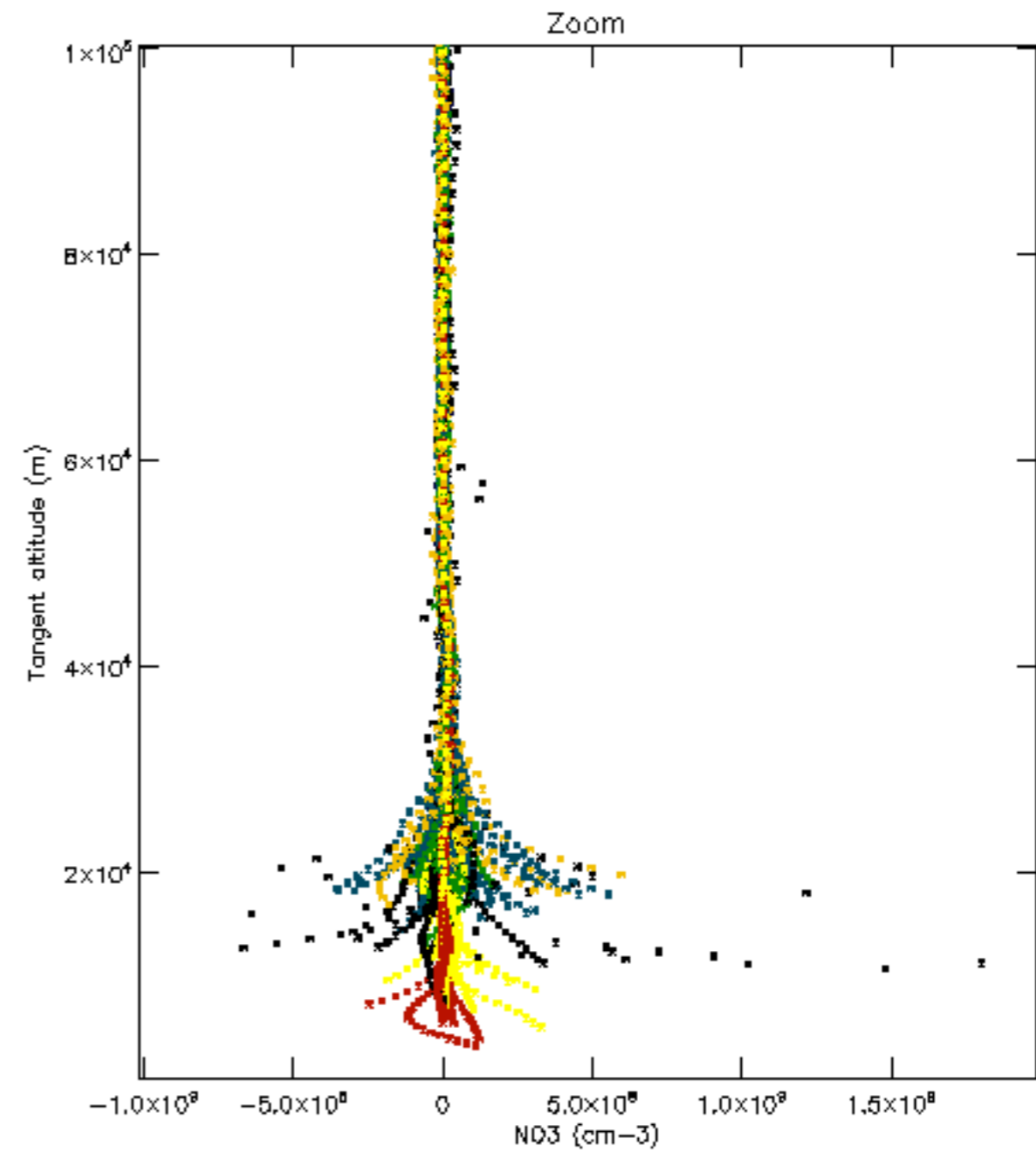
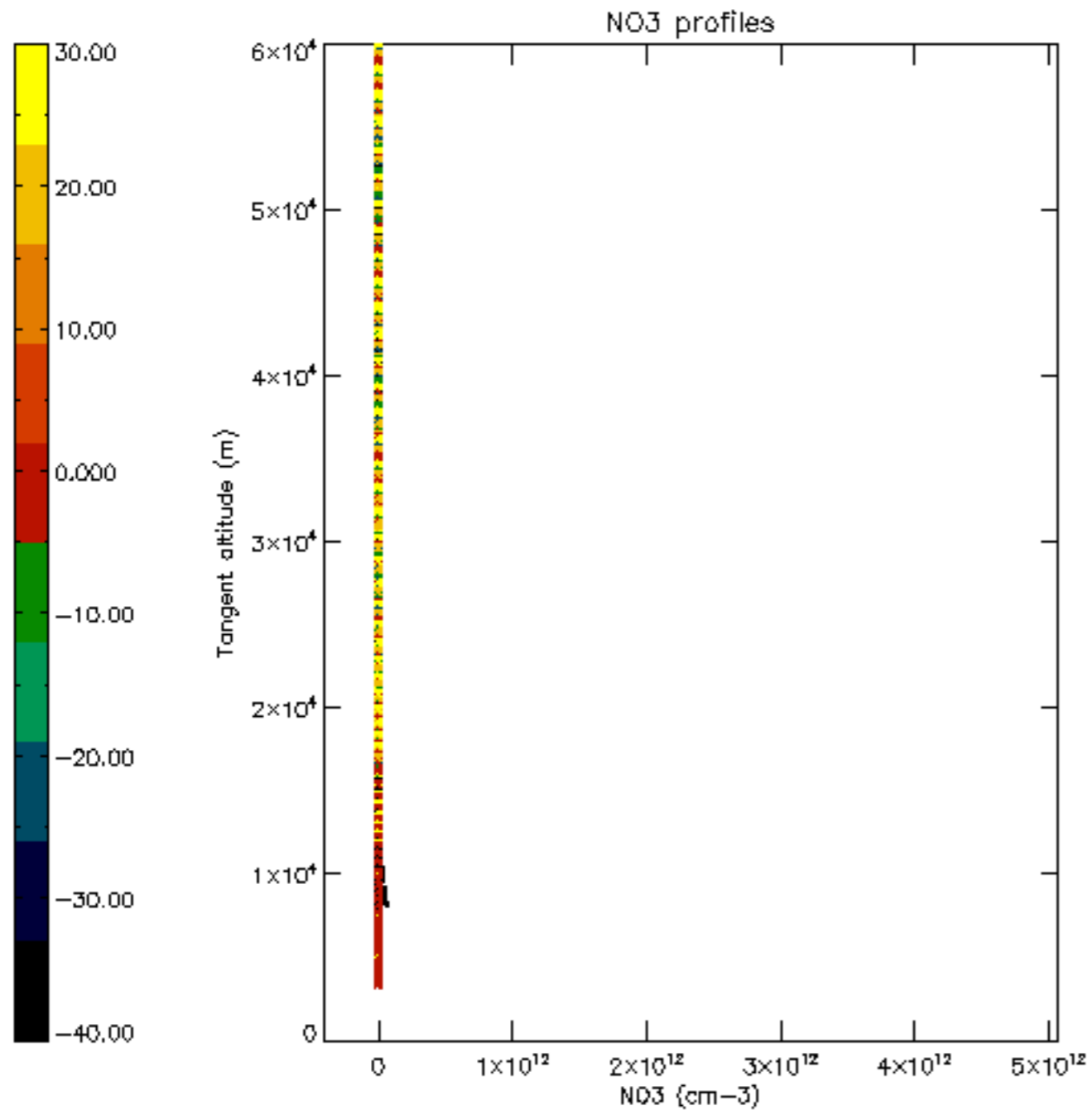


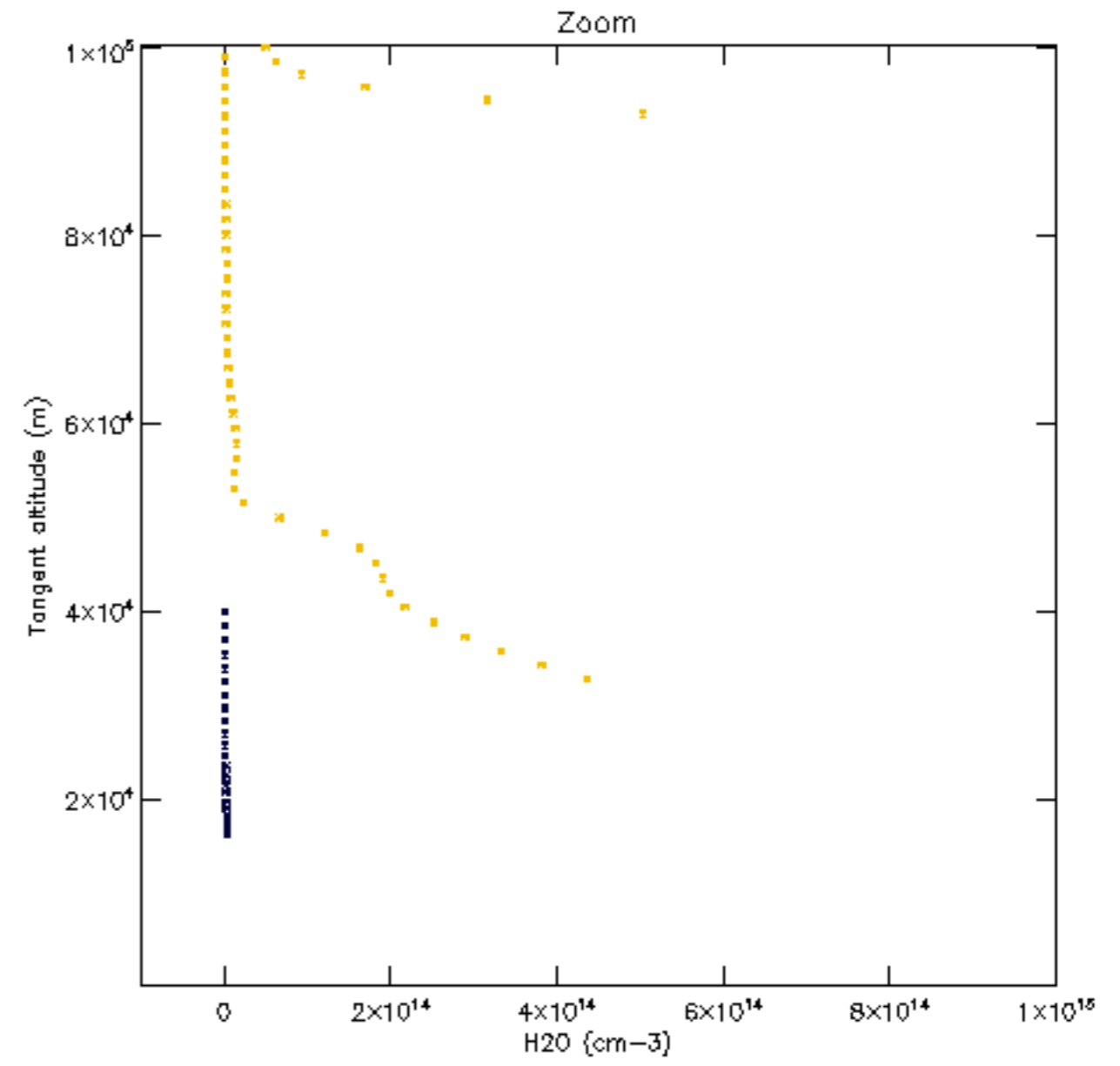
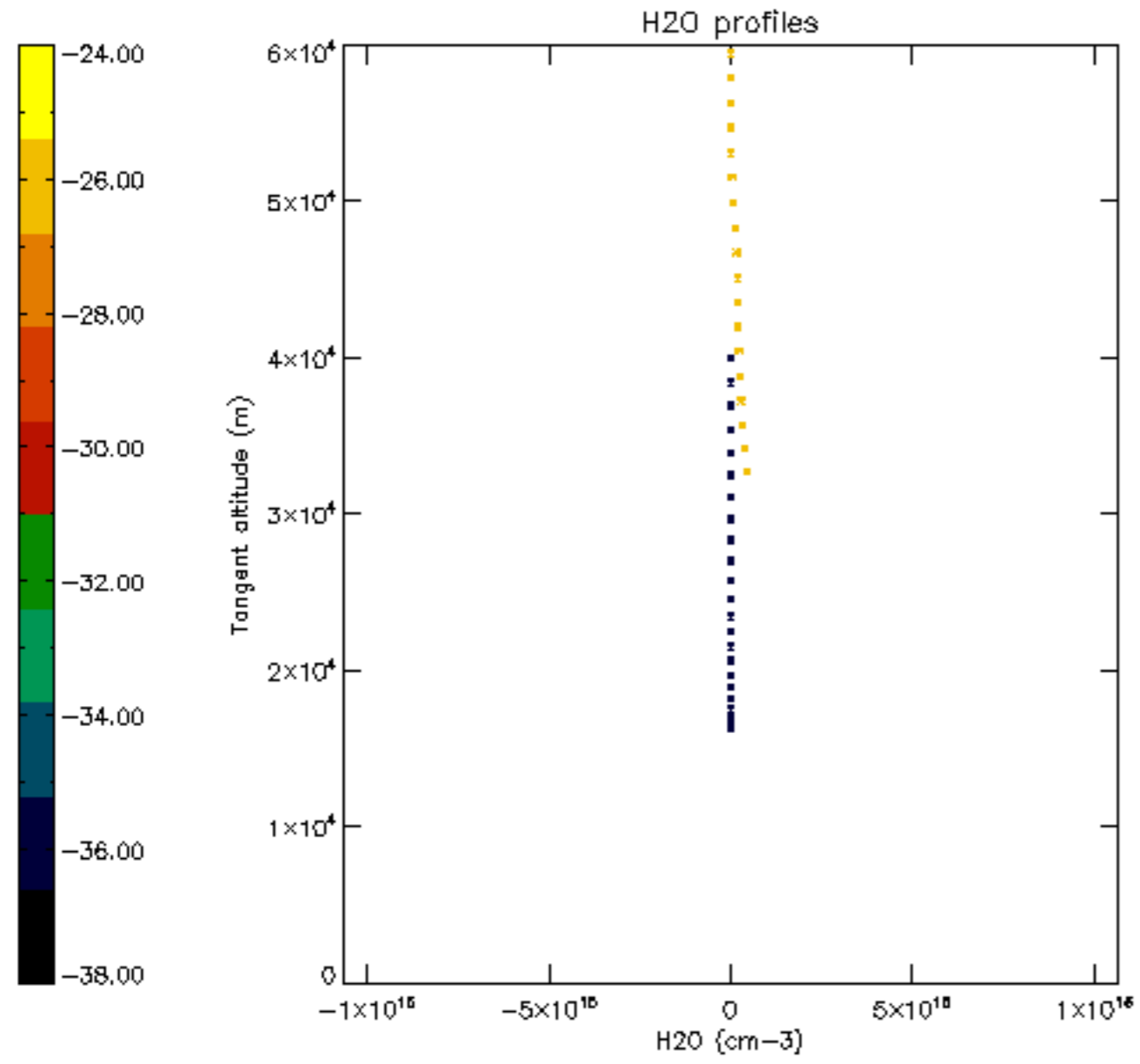


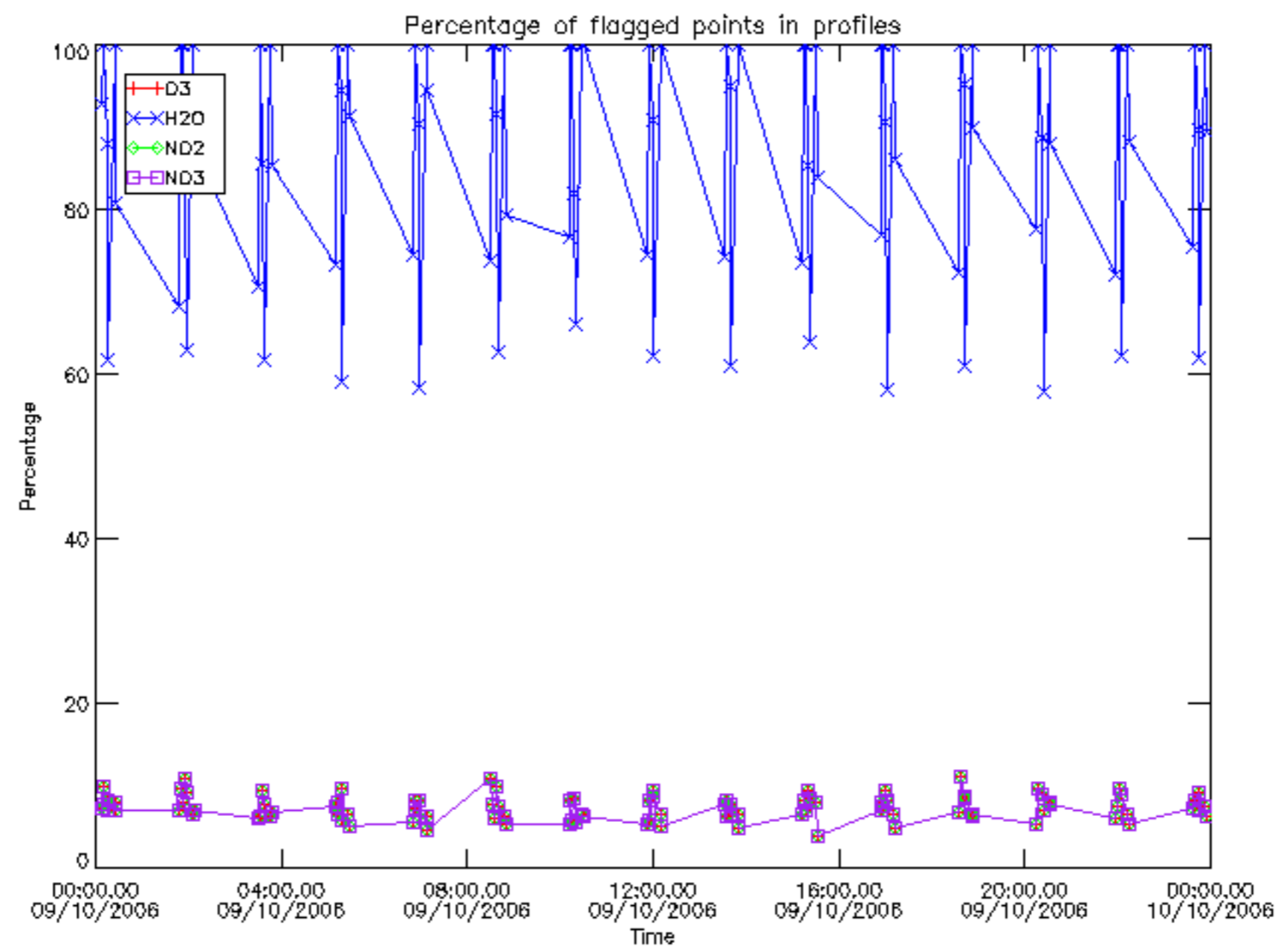




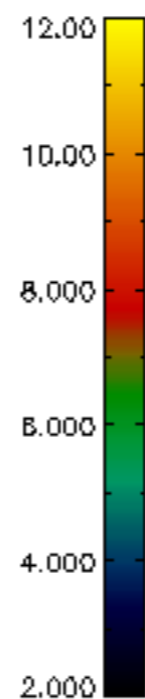
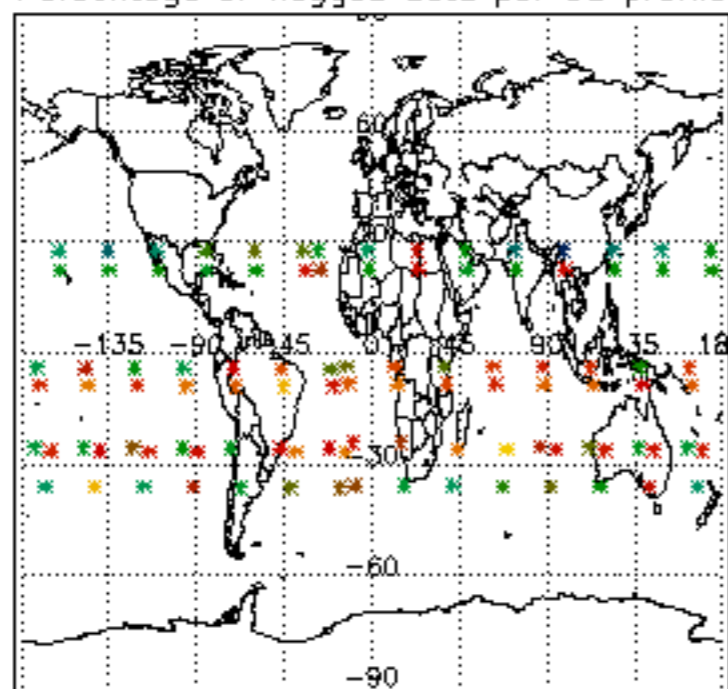




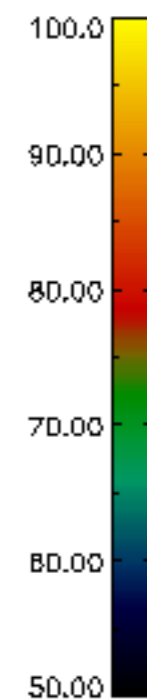
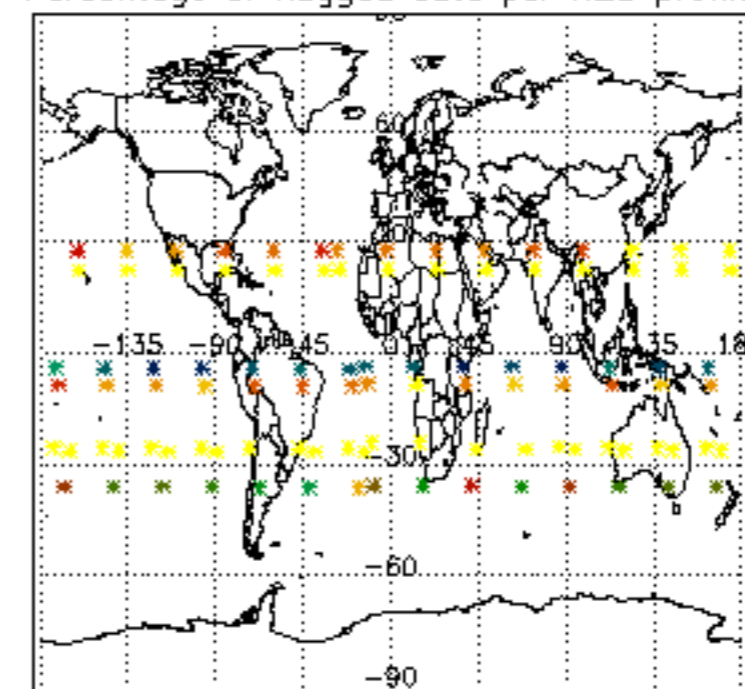




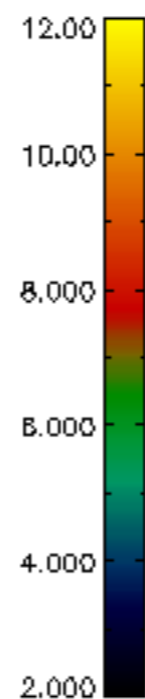
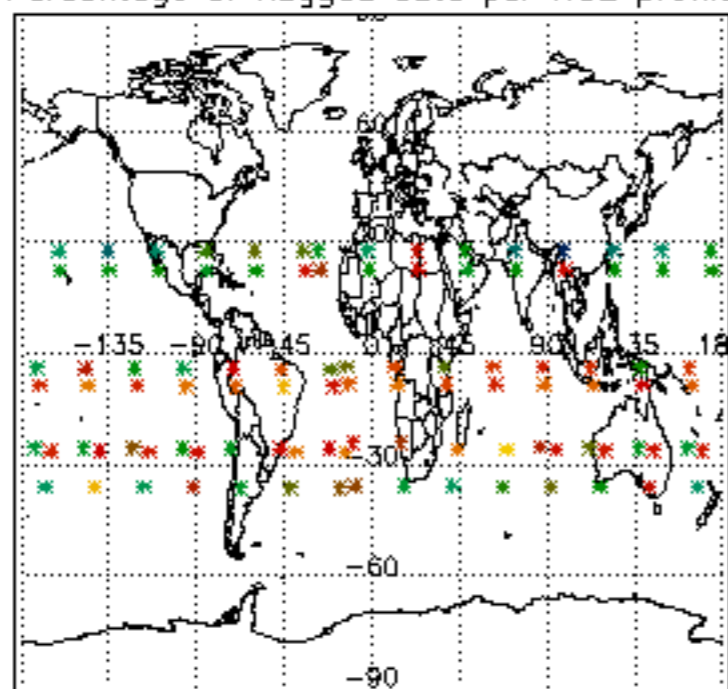
Percentage of flagged data per D3 profile



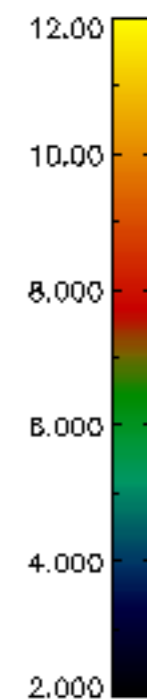
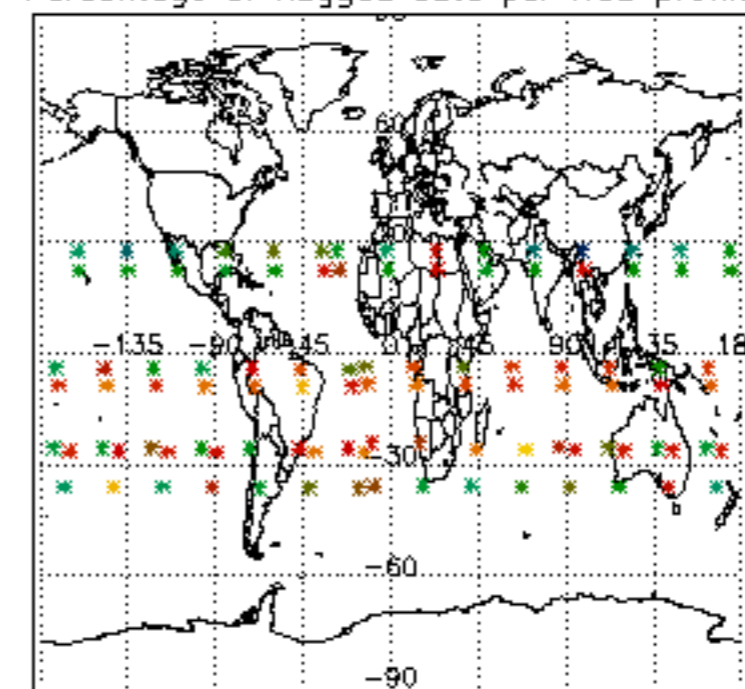
Percentage of flagged data per H2O profile

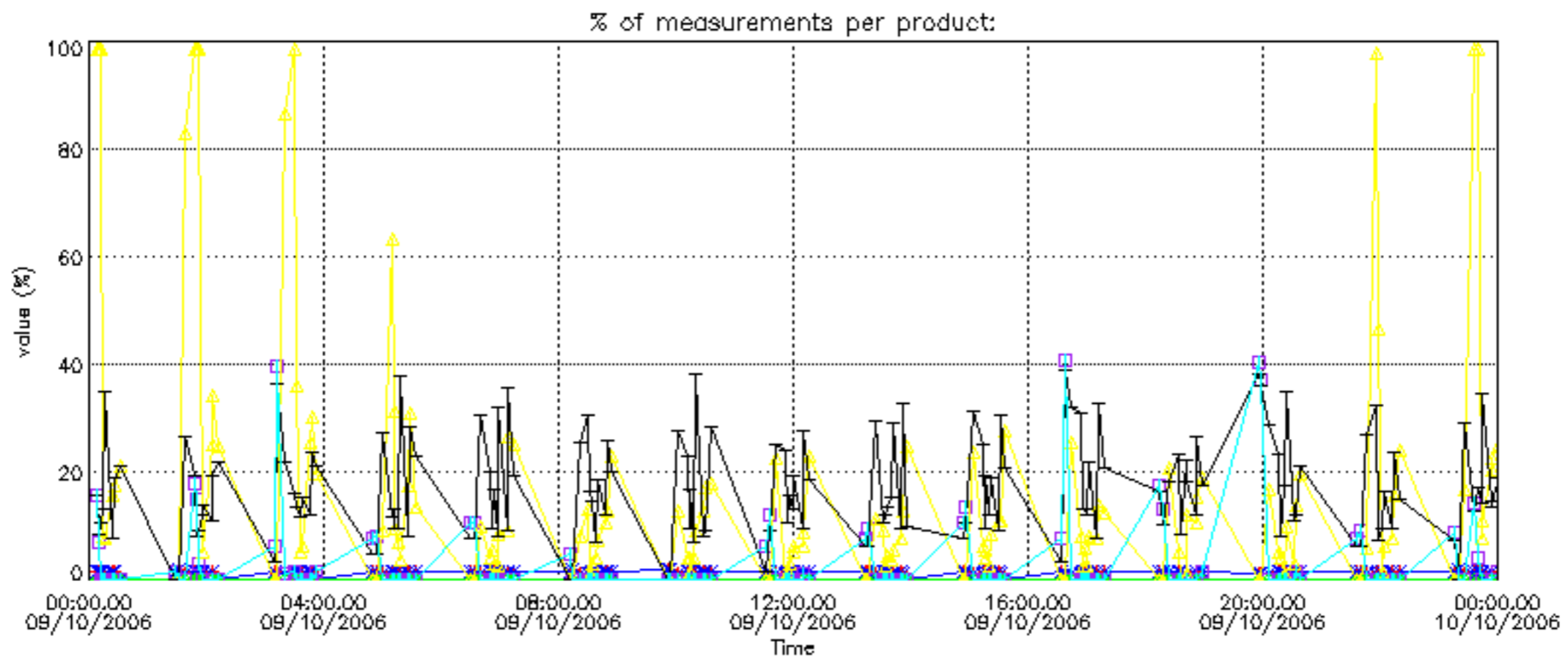


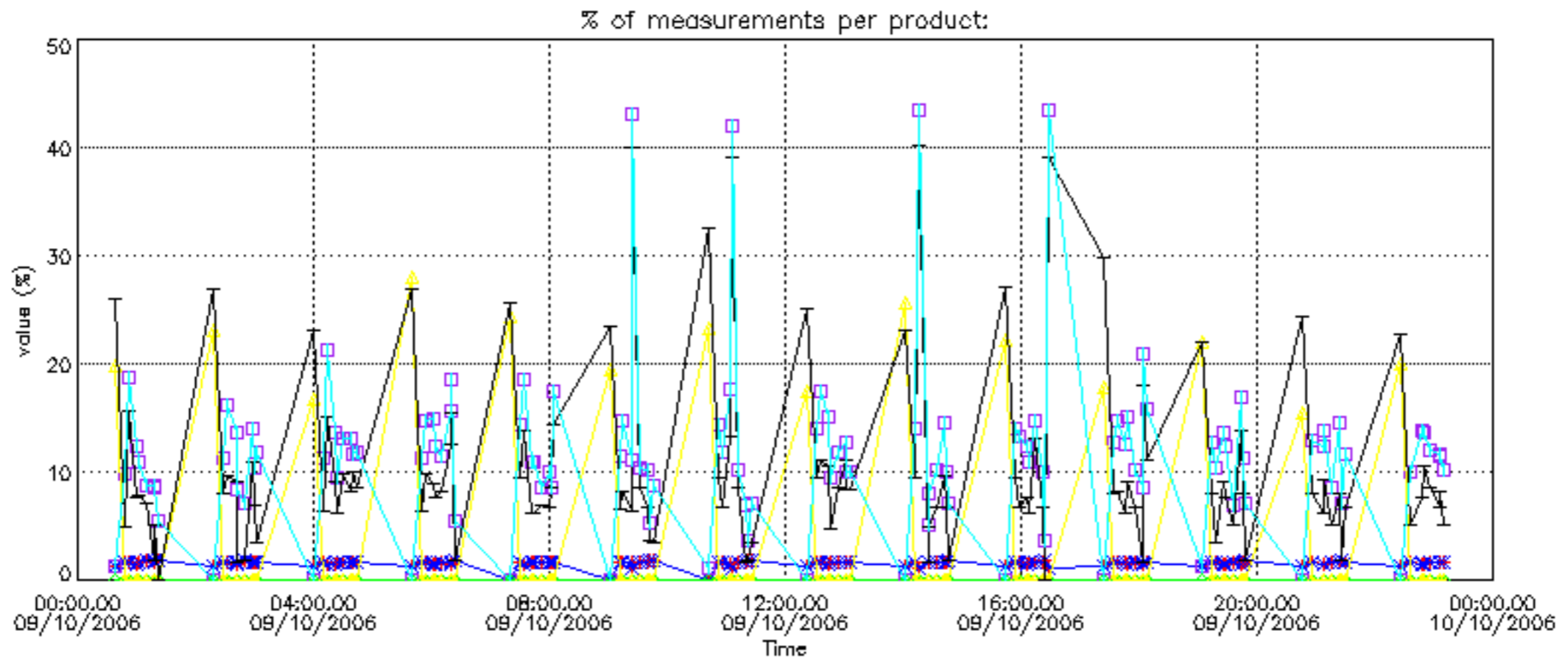
Percentage of flagged data per NO2 profile



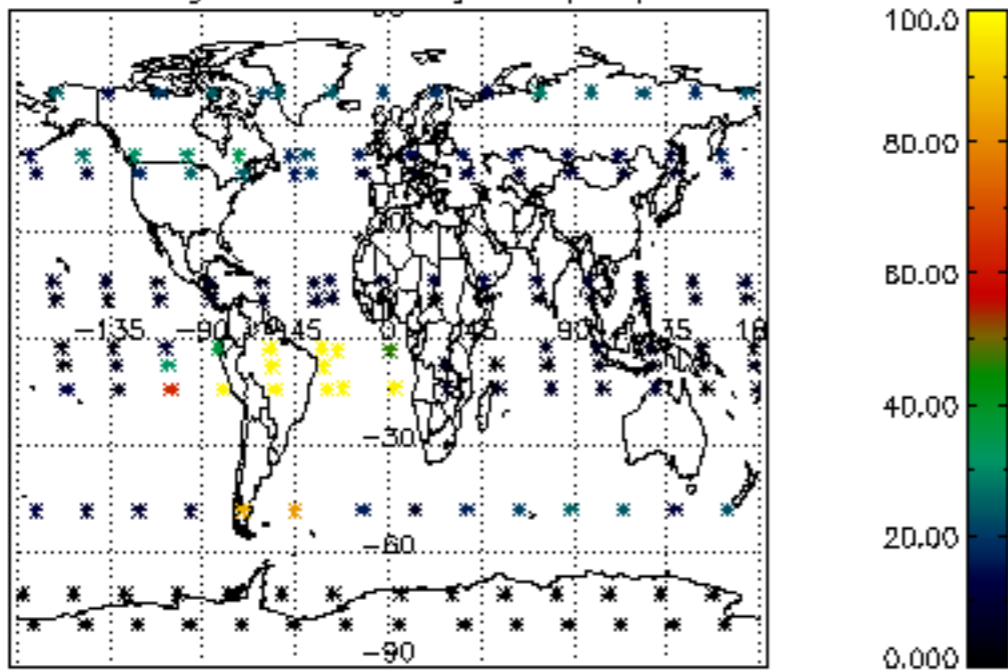
Percentage of flagged data per NO3 profile



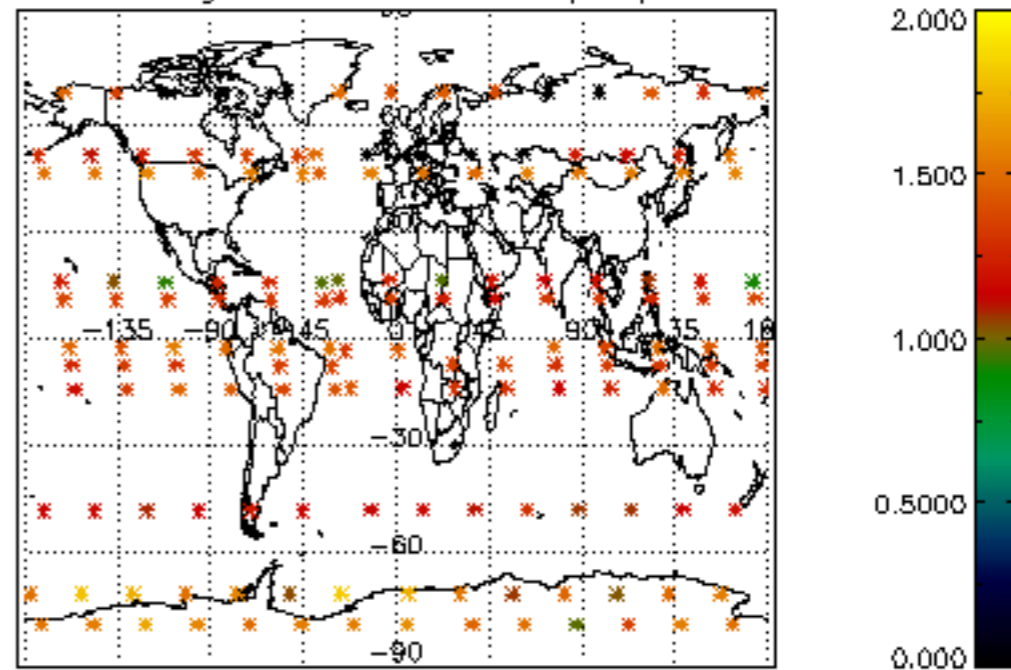




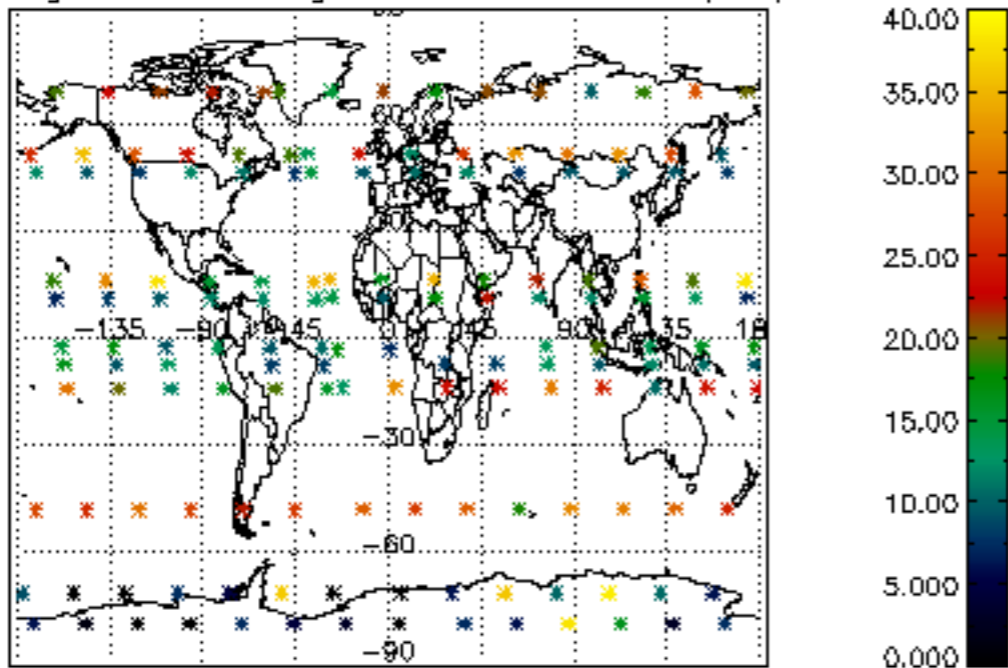
Percentage of cosmic ray hits per profile



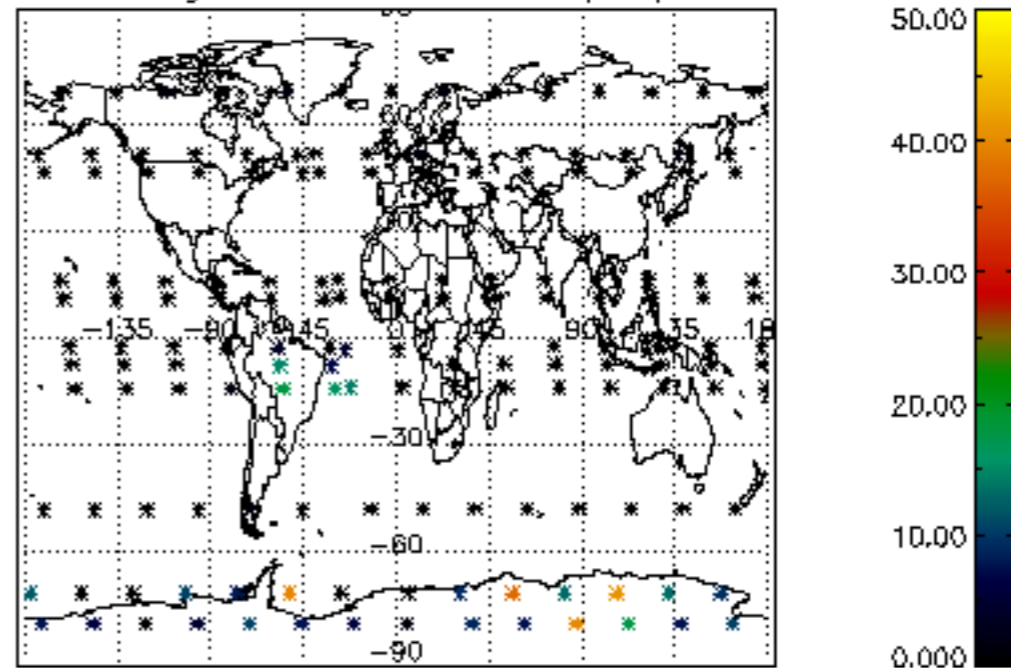
Percentage of datation errors per profile



Percentage of star falling outside central band per profile

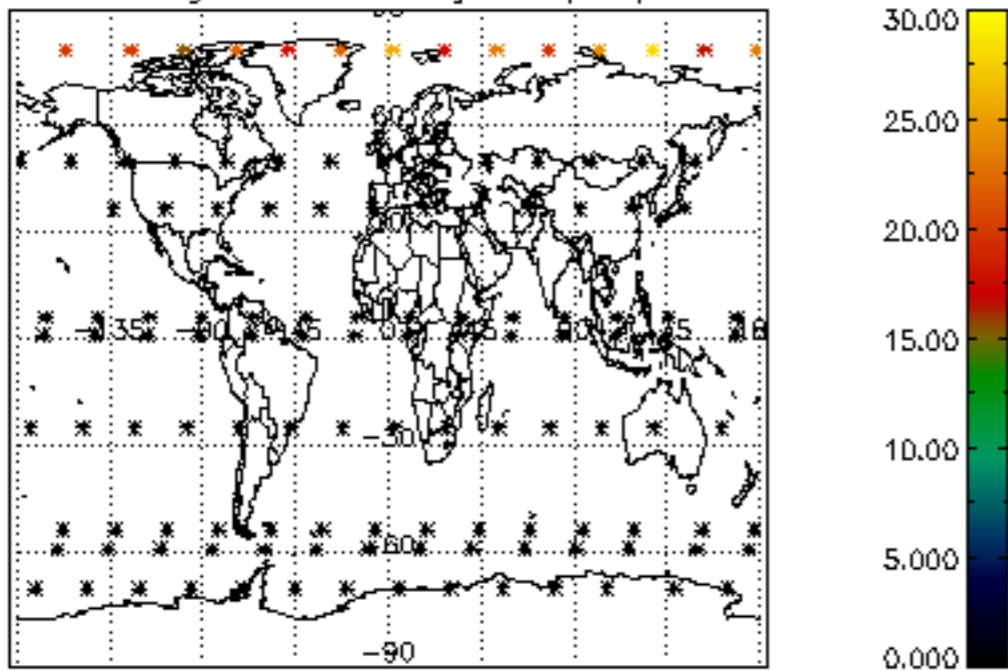


Percentage of saturation errors per profile

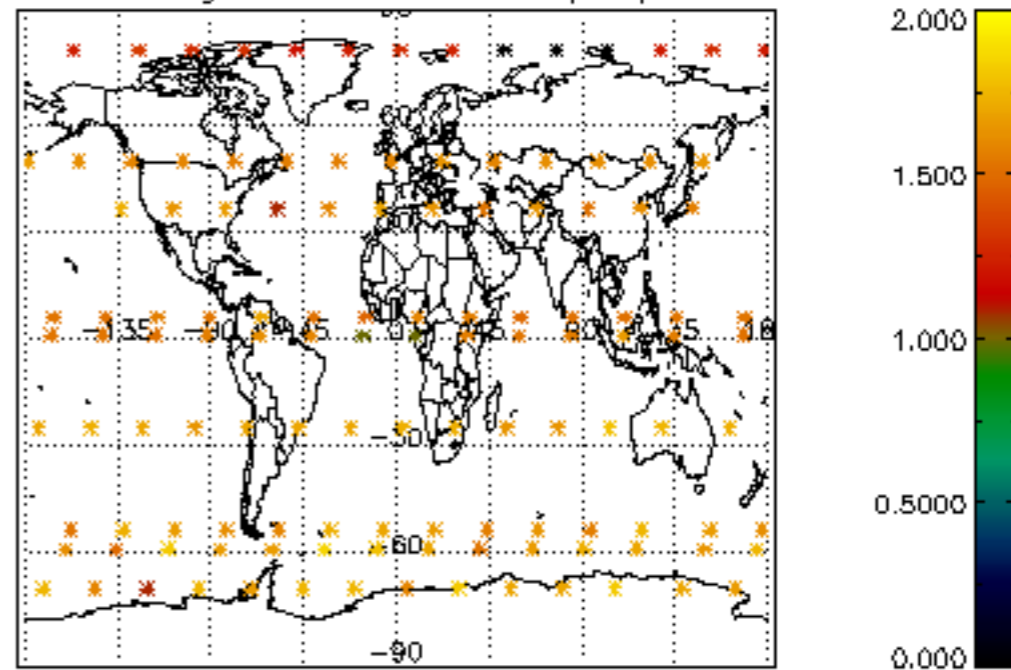




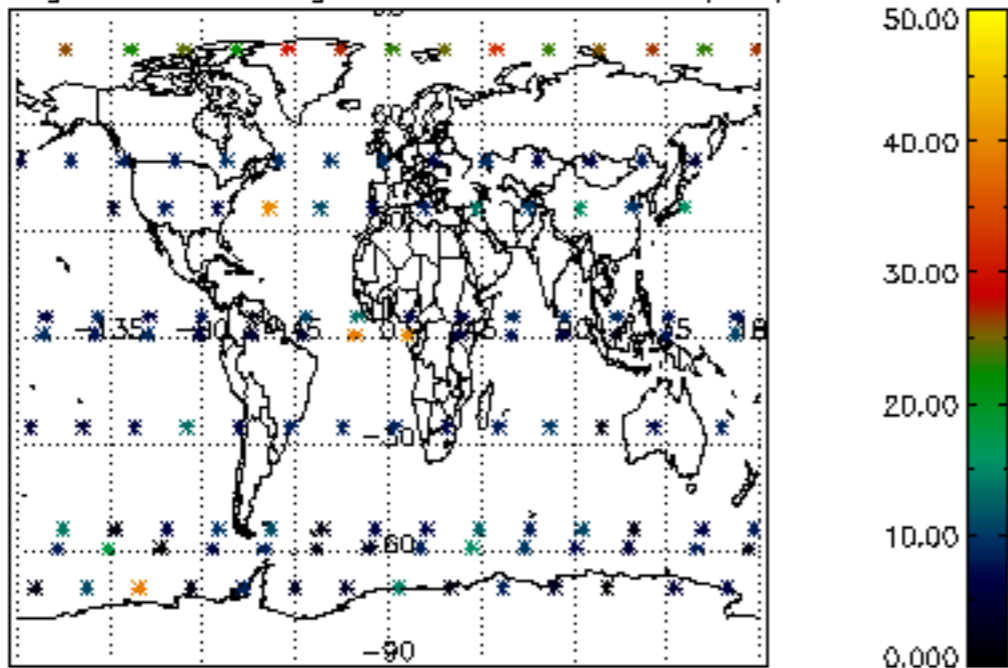
Percentage of cosmic ray hits per profile



Percentage of datation errors per profile



Percentage of star falling outside central band per profile



Percentage of saturation errors per profile

