

GOMOS Level 2 Daily Report

SUMMARY

[1. General Info](#)

[2. Summary of processed GOM_NL_2P products](#)

[3. Level 2 Quality information per product](#)

[3.1 Plot of level 2 quality information per product \(time dependant\)](#)

[3.2 Plot of level 2 quality information per product \(world map\)](#)

[4. Level 1 Quality information per product \(stored on level 2 products\)](#)

[4.1 Plot of level 1 quality information per product \(time dependant\)](#)

[4.1.1 Plot of level 1 quality information per product \(time dependant\): ASCENDING](#)

[4.1.2 Plot of level 1 quality information per product \(time dependant\): DESCENDING](#)

[4.2 Plot of level 1 quality information per product \(world map\)](#)

[4.2.1 Plot of level 1 quality information per product \(world map\): ASCENDING](#)

[4.2.2 Plot of level 1 quality information per product \(world map\): DESCENDING](#)

[5. Ozone profiles based on quality statistics and other trace gas profiles](#)

[5.1 Ozone statistics based on quality of products](#)

[5.2 Plot ozone profiles for all STD \(dark without errors\)](#)

[5.3 Plot ozone profiles where STD < 20% \(dark without errors\)](#)

[5.4. Plot ozone profiles where STD < 10% \(dark without errors\)](#)

[5.5. Plot ozone profiles where STD < 5% \(dark without errors\)](#)

[5.6 Plot NO2 profiles for all STD \(dark without errors\)](#)

[5.7 Plot NO3 profiles for all STD \(dark without errors\)](#)

[5.8 Plot H2O profiles \(only for occultations of stars 1,2,3,4,13,14,16,26,63 dark without errors\) for all STD](#)

[6. Auxiliary Data Files used for the production reported in section 2](#)

This report presents the daily analysis on parameters extracted from GOMOS level 2 data (GOM_NL__2P). It is intended to monitor some important parameters that will impact the quality of these products. A list of level 2 products (and content) that have arrived during the reporting day to the PCF is also given.

Item	Value
Time of report generation	24APR2013 04:44:30
Data source version	GOMOS/6.01
Start time of products	07-10-2006 (07OCT2006 00:00:00)
Stop time of products	08-10-2006 (08OCT2006 00:00:00)
Store outputs in DB	Yes
Nb of level 2 prods	181
Nb of prods with errors	0

2. Summary of processed GOM_NL__2P products.

Nr	Filename	UTC Start time	Limb	Duration	Star Id	Star Name	Star Mag	Star Temp	Nb Meas	Orbit	Prod. error
1	GOM_NL__2PRFIN20061007_001420_000000372051_00460_24061_2395.N1	07-OCT-2006 00:14:20	Bright	37.000	93	53Bet Peg	2.5200	3100.0	74	24061	No
2	GOM_NL__2PRFIN20061007_003137_000000352051_00460_24061_2396.N1	07-OCT-2006 00:31:37	Bright	35.000	49	1Alp UMi	1.9900	6300.0	70	24061	No
3	GOM_NL__2PRFIN20061007_003943_000000372051_00460_24061_2397.N1	07-OCT-2006 00:39:43	Bright	36.500	36	50Alp UMa	1.8000	6300.0	73	24061	No
4	GOM_NL__2PRFIN20061007_004115_000000362051_00460_24061_2398.N1	07-OCT-2006 00:41:15	Bright	36.000	82	48Bet UMa	2.3650	10600.	72	24061	No
5	GOM_NL__2PRFIN20061007_004431_000000362051_00460_24061_2399.N1	07-OCT-2006 00:44:31	Bright	35.500	174	52Psi UMa	3.0040	4400.0	71	24061	No
6	GOM_NL__2PRFIN20061007_005422_000000352051_00460_24061_2400.N1	07-OCT-2006 00:54:22	Bright	35.000	22	32Alp Leo	1.3600	15200.	70	24061	No
7	GOM_NL__2PRFIN20061007_011047_000000432051_00460_24061_2401.N1	07-OCT-2006 01:10:47	Dark	43.000	65	Lam Vel	2.2040	4400.0	86	24061	No
8	GOM_NL__2PRFIN20061007_011402_000000382051_00460_24061_2402.N1	07-OCT-2006 01:14:02	Dark	38.000	46	Del Vel	1.9540	10600.	76	24061	No
9	GOM_NL__2PRFIN20061007_011537_000000462051_00461_24062_2759.N1	07-OCT-2006 01:15:37	Dark	45.500	41	Eps Car	1.8600	4100.0	91	24062	No
10	GOM_NL__2PRFIN20061007_012748_000000382051_00461_24062_2760.N1	07-OCT-2006 01:27:48	Dark	38.000	143	Alp Hyi	2.8570	7200.0	76	24062	No
11	GOM_NL__2PRFIN20061007_012916_000000422051_00461_24062_2761.N1	07-OCT-2006 01:29:16	Dark	41.500	9	Alp Eri	0.45300	24000.	83	24062	No
12	GOM_NL__2PRFIN20061007_013429_000000422051_00461_24062_2762.N1	07-OCT-2006 01:34:29	Straylight	42.000	84	Alp Phe	2.3970	4500.0	84	24062	No
13	GOM_NL__2PRFIN20061007_015456_000000382051_00461_24062_2763.N1	07-OCT-2006 01:54:56	Bright	38.000	93	53Bet Peg	2.5200	3100.0	76	24062	No
14	GOM_NL__2PRFIN20061007_021213_000000342051_00461_24062_2764.N1	07-OCT-2006 02:12:13	Bright	33.500	49	1Alp UMi	1.9900	6300.0	67	24062	No
15	GOM_NL__2PRFIN20061007_022019_000000372051_00461_24062_2765.N1	07-OCT-2006 02:20:19	Bright	37.000	36	50Alp UMa	1.8000	6300.0	74	24062	No
16	GOM_NL__2PRFIN20061007_022150_000000352051_00461_24062_2766.N1	07-OCT-2006 02:21:50	Bright	35.000	82	48Bet UMa	2.3650	10600.	70	24062	No
17	GOM_NL__2PRFIN20061007_022507_000000362051_00461_24062_2767.N1	07-OCT-2006 02:25:07	Bright	36.000	174	52Psi UMa	3.0040	4400.0	72	24062	No
18	GOM_NL__2PRFIN20061007_023458_000000372051_00461_24062_2768.N1	07-OCT-2006 02:34:58	Bright	37.000	22	32Alp Leo	1.3600	15200.	74	24062	No
19	GOM_NL__2PRFIN20061007_025123_000000442051_00461_24062_2769.N1	07-OCT-2006 02:51:23	Dark	43.500	65	Lam Vel	2.2040	4400.0	87	24062	No
20	GOM_NL__2PRFIN20061007_025438_000000392051_00461_24062_2770.N1	07-OCT-2006 02:54:38	Dark	39.000	46	Del Vel	1.9540	10600.	78	24062	No
21	GOM_NL__2PRFIN20061007_025613_000000492051_00462_24063_2412.N1	07-OCT-2006 02:56:13	Dark	48.500	41	Eps Car	1.8600	4100.0	97	24063	No
22	GOM_NL__2PRFIN20061007_030825_000000372051_00462_24063_2413.N1	07-OCT-2006 03:08:25	Dark	36.500	143	Alp Hyi	2.8570	7200.0	73	24063	No
23	GOM_NL__2PRFIN20061007_030952_000000502051_00462_24063_2414.N1	07-OCT-2006 03:09:52	Dark	50.000	9	Alp Eri	0.45300	24000.	100	24063	No
24	GOM_NL__2PRFIN20061007_031505_000000432051_00462_24063_2415.N1	07-OCT-2006 03:15:05	Straylight	43.000	84	Alp Phe	2.3970	4500.0	86	24063	No
25	GOM_NL__2PRFIN20061007_033532_000000352051_00462_24063_2416.N1	07-OCT-2006 03:35:32	Bright	35.000	93	53Bet Peg	2.5200	3100.0	70	24063	No
26	GOM_NL__2PRFIN20061007_035249_000000352051_00462_24063_2417.N1	07-OCT-2006 03:52:49	Bright	35.000	49	1Alp UMi	1.9900	6300.0	70	24063	No
27	GOM_NL__2PRFIN20061007_040055_000000382051_00462_24063_2418.N1	07-OCT-2006 04:00:55	Bright	37.500	36	50Alp UMa	1.8000	6300.0	75	24063	No
28	GOM_NL__2PRFIN20061007_040226_000000332051_00462_24063_2419.N1	07-OCT-2006 04:02:26	Bright	33.000	82	48Bet UMa	2.3650	10600.	66	24063	No
29	GOM_NL__2PRFIN20061007_040543_000000342051_00462_24063_2420.N1	07-OCT-2006 04:05:43	Bright	33.500	174	52Psi UMa	3.0040	4400.0	67	24063	No
30	GOM_NL__2PRFIN20061007_041534_000000352051_00462_24063_2421.N1	07-OCT-2006 04:15:34	Bright	34.500	22	32Alp Leo	1.3600	15200.	69	24063	No
31	GOM_NL__2PRFIN20061007_043200_000000432051_00462_24063_2422.N1	07-OCT-2006 04:32:00	Dark	43.000	65	Lam Vel	2.2040	4400.0	86	24063	No
32	GOM_NL__2PRFIN20061007_043515_000000432051_00462_24063_2423.N1	07-OCT-2006 04:35:15	Dark	42.500	46	Del Vel	1.9540	10600.	85	24063	No
33	GOM_NL__2PRFIN20061007_043650_000000512051_00463_24064_2413.N1	07-OCT-2006 04:36:50	Dark	50.500	41	Eps Car	1.8600	4100.0	101	24064	No
34	GOM_NL__2PRFIN20061007_044901_000000372051_00463_24064_2414.N1	07-OCT-2006 04:49:01	Dark	37.000	143	Alp Hyi	2.8570	7200.0	74	24064	No
35	GOM_NL__2PRFIN20061007_045029_000000392051_00463_24064_2415.N1	07-OCT-2006 04:50:29	Dark	39.000	9	Alp Eri	0.45300	24000.	78	24064	No
36	GOM_NL__2PRFIN20061007_045542_000000392051_00463_24064_2416.N1	07-OCT-2006 04:55:42	Straylight	38.500	84	Alp Phe	2.3970	4500.0	77	24064	No
37	GOM_NL__2PRFIN20061007_051608_000000362051_00463_24064_2417.N1	07-OCT-2006 05:16:08	Bright	35.500	93	53Bet Peg	2.5200	3100.0	71	24064	No
38	GOM_NL__2PRFIN20061007_053325_000000372051_00463_24064_2418.N1	07-OCT-2006 05:33:25	Bright	36.500	49	1Alp UMi	1.9900	6300.0	73	24064	No
39	GOM_NL__2PRFIN20061007_054131_000000362051_00463_24064_2419.N1	07-OCT-2006 05:41:31	Bright	36.000	36	50Alp UMa	1.8000	6300.0	72	24064	No
40	GOM_NL__2PRFIN20061007_054303_000000362051_00463_24064_2420.N1	07-OCT-2006 05:43:03	Bright	35.500	82	48Bet UMa	2.3650	10600.	71	24064	No
41	GOM_NL__2PRFIN20061007_054620_000000342051_00463_24064_2421.N1	07-OCT-2006 05:46:20	Bright	33.500	174	52Psi UMa	3.0040	4400.0	67	24064	No
42	GOM_NL__2PRFIN20061007_055610_000000352051_00463_24064_2422.N1	07-OCT-2006 05:56:10	Bright	34.500	22	32Alp Leo	1.3600	15200.	69	24064	No

43	GOM_NL__2PRFIN20061007_061236_000000432051_00463_24064_2423.N1	07-OCT-2006 06:12:36	Dark	43.000	65	Lam Vel	2.2040	4400.0	86	24064	No
44	GOM_NL__2PRFIN20061007_061551_000000382051_00463_24064_2424.N1	07-OCT-2006 06:15:51	Dark	38.000	46	Del Vel	1.9540	10600.	76	24064	No
45	GOM_NL__2PRFIN20061007_061726_000000432051_00464_24065_2414.N1	07-OCT-2006 06:17:26	Dark	42.500	41	Eps Car	1.8600	4100.0	85	24065	No
46	GOM_NL__2PRFIN20061007_062937_000000382051_00464_24065_2415.N1	07-OCT-2006 06:29:37	Dark	37.500	143	Alp Hyi	2.8570	7200.0	75	24065	No
47	GOM_NL__2PRFIN20061007_063105_000000512051_00464_24065_2416.N1	07-OCT-2006 06:31:05	Dark	50.500	9	Alp Eri	0.45300	24000.	101	24065	No
48	GOM_NL__2PRFIN20061007_063618_000000412051_00464_24065_2417.N1	07-OCT-2006 06:36:18	Straylight	40.500	84	Alp Phe	2.3970	4500.0	81	24065	No
49	GOM_NL__2PRFIN20061007_065644_000000362051_00464_24065_2418.N1	07-OCT-2006 06:56:44	Bright	36.000	93	53Bet Peg	2.5200	3100.0	72	24065	No
50	GOM_NL__2PRFIN20061007_071401_000000362051_00464_24065_2419.N1	07-OCT-2006 07:14:01	Bright	35.500	49	1Alp UMi	1.9900	6300.0	71	24065	No
51	GOM_NL__2PRFIN20061007_072207_000000352051_00464_24065_2420.N1	07-OCT-2006 07:22:07	Bright	34.500	36	50Alp UMa	1.8000	6300.0	69	24065	No
52	GOM_NL__2PRFIN20061007_072339_000000362051_00464_24065_2421.N1	07-OCT-2006 07:23:39	Bright	35.500	82	48Bet UMa	2.3650	10600.	71	24065	No
53	GOM_NL__2PRFIN20061007_072655_000000352051_00464_24065_2422.N1	07-OCT-2006 07:26:55	Bright	35.000	174	52Psi UMa	3.0040	4400.0	70	24065	No
54	GOM_NL__2PRFIN20061007_073646_000000332051_00464_24065_2423.N1	07-OCT-2006 07:36:46	Bright	33.000	22	32Alp Leo	1.3600	15200.	66	24065	No
55	GOM_NL__2PRFIN20061007_075313_000000452051_00464_24065_2424.N1	07-OCT-2006 07:53:13	Dark	45.000	65	Lam Vel	2.2040	4400.0	90	24065	No
56	GOM_NL__2PRFIN20061007_075628_000000392051_00464_24065_2425.N1	07-OCT-2006 07:56:28	Dark	39.000	46	Del Vel	1.9540	10600.	78	24065	No
57	GOM_NL__2PRFIN20061007_075803_000000432051_00465_24066_2415.N1	07-OCT-2006 07:58:03	Dark	42.500	41	Eps Car	1.8600	4100.0	85	24066	No
58	GOM_NL__2PRFIN20061007_081014_000000382051_00465_24066_2416.N1	07-OCT-2006 08:10:14	Dark	37.500	143	Alp Hyi	2.8570	7200.0	75	24066	No
59	GOM_NL__2PRFIN20061007_081141_000000442051_00465_24066_2417.N1	07-OCT-2006 08:11:41	Dark	43.500	9	Alp Eri	0.45300	24000.	87	24066	No
60	GOM_NL__2PRFIN20061007_081654_000000412051_00465_24066_2418.N1	07-OCT-2006 08:16:54	Straylight	41.000	84	Alp Phe	2.3970	4500.0	82	24066	No
61	GOM_NL__2PRFIN20061007_083720_000000372051_00465_24066_2419.N1	07-OCT-2006 08:37:20	Bright	36.500	93	53Bet Peg	2.5200	3100.0	73	24066	No
62	GOM_NL__2PRFIN20061007_085437_000000352051_00465_24066_2420.N1	07-OCT-2006 08:54:37	Bright	34.500	49	1Alp UMi	1.9900	6300.0	69	24066	No
63	GOM_NL__2PRFIN20061007_090243_000000372051_00465_24066_2421.N1	07-OCT-2006 09:02:43	Bright	36.500	36	50Alp UMa	1.8000	6300.0	73	24066	No
64	GOM_NL__2PRFIN20061007_090415_000000342051_00465_24066_2422.N1	07-OCT-2006 09:04:15	Bright	34.000	82	48Bet UMa	2.3650	10600.	68	24066	No
65	GOM_NL__2PRFIN20061007_090732_000000352051_00465_24066_2423.N1	07-OCT-2006 09:07:32	Bright	34.500	174	52Psi UMa	3.0040	4400.0	69	24066	No
66	GOM_NL__2PRFIN20061007_091722_000000332051_00465_24066_2424.N1	07-OCT-2006 09:17:22	Bright	32.500	22	32Alp Leo	1.3600	15200.	65	24066	No
67	GOM_NL__2PRFIN20061007_093349_000000462051_00465_24066_2425.N1	07-OCT-2006 09:33:49	Dark	46.000	65	Lam Vel	2.2040	4400.0	92	24066	No
68	GOM_NL__2PRFIN20061007_093704_000000412051_00465_24066_2426.N1	07-OCT-2006 09:37:04	Dark	40.500	46	Del Vel	1.9540	10600.	81	24066	No
69	GOM_NL__2PRFIN20061007_093839_000000392051_00466_24067_2416.N1	07-OCT-2006 09:38:39	Dark	38.500	41	Eps Car	1.8600	4100.0	77	24067	No
70	GOM_NL__2PRFIN20061007_095050_000000382051_00466_24067_2417.N1	07-OCT-2006 09:50:50	Dark	37.500	143	Alp Hyi	2.8570	7200.0	75	24067	No
71	GOM_NL__2PRFIN20061007_095218_000000422051_00466_24067_2418.N1	07-OCT-2006 09:52:18	Dark	41.500	9	Alp Eri	0.45300	24000.	83	24067	No
72	GOM_NL__2PRFIN20061007_095730_000000432051_00466_24067_2419.N1	07-OCT-2006 09:57:30	Straylight	43.000	84	Alp Phe	2.3970	4500.0	86	24067	No
73	GOM_NL__2PRFIN20061007_101756_000000352051_00466_24067_2420.N1	07-OCT-2006 10:17:56	Bright	35.000	93	53Bet Peg	2.5200	3100.0	70	24067	No
74	GOM_NL__2PRFIN20061007_103513_000000372051_00466_24067_2421.N1	07-OCT-2006 10:35:13	Bright	36.500	49	1Alp UMi	1.9900	6300.0	73	24067	No
75	GOM_NL__2PRFIN20061007_104319_000000362051_00466_24067_2422.N1	07-OCT-2006 10:43:19	Bright	36.000	36	50Alp UMa	1.8000	6300.0	72	24067	No
76	GOM_NL__2PRFIN20061007_104451_000000522051_00466_24067_2423.N1	07-OCT-2006 10:44:51	Bright	52.000	82	48Bet UMa	2.3650	10600.	104	24067	No
77	GOM_NL__2PRFIN20061007_104807_000000342051_00466_24067_2424.N1	07-OCT-2006 10:48:07	Bright	33.500	174	52Psi UMa	3.0040	4400.0	67	24067	No
78	GOM_NL__2PRFIN20061007_105759_000000332051_00466_24067_2425.N1	07-OCT-2006 10:57:59	Bright	32.500	22	32Alp Leo	1.3600	15200.	65	24067	No
79	GOM_NL__2PRFIN20061007_111426_000000442051_00466_24067_2426.N1	07-OCT-2006 11:14:26	Dark	44.000	65	Lam Vel	2.2040	4400.0	88	24067	No
80	GOM_NL__2PRFIN20061007_111740_000000412051_00466_24067_2427.N1	07-OCT-2006 11:17:40	Dark	41.000	46	Del Vel	1.9540	10600.	82	24067	No
81	GOM_NL__2PRFIN20061007_111915_000000442051_00467_24068_2417.N1	07-OCT-2006 11:19:15	Dark	43.500	41	Eps Car	1.8600	4100.0	87	24068	No
82	GOM_NL__2PRFIN20061007_113126_000000372051_00467_24068_2418.N1	07-OCT-2006 11:31:26	Dark	37.000	143	Alp Hyi	2.8570	7200.0	74	24068	No
83	GOM_NL__2PRFIN20061007_113254_000000402051_00467_24068_2419.N1	07-OCT-2006 11:32:54	Dark	39.500	9	Alp Eri	0.45300	24000.	79	24068	No
84	GOM_NL__2PRFIN20061007_113807_000000392051_00467_24068_2420.N1	07-OCT-2006 11:38:07	Straylight	38.500	84	Alp Phe	2.3970	4500.0	77	24068	No
85	GOM_NL__2PRFIN20061007_115832_000000362051_00467_24068_2421.N1	07-OCT-2006 11:58:32	Bright	36.000	93	53Bet Peg	2.5200	3100.0	72	24068	No
86	GOM_NL__2PRFIN20061007_121549_000000372051_00467_24068_2422.N1	07-OCT-2006 12:15:49	Bright	36.500	49	1Alp UMi	1.9900	6300.0	73	24068	No
87	GOM_NL__2PRFIN20061007_122355_000000332051_00467_24068_2423.N1	07-OCT-2006 12:23:55	Bright	33.000	36	50Alp UMa	1.8000	6300.0	66	24068	No
88	GOM_NL__2PRFIN20061007_122526_000000352051_00467_24068_2424.N1	07-OCT-2006 12:25:26	Bright	35.000	82	48Bet UMa	2.3650	10600.	70	24068	No
89	GOM_NL__2PRFIN20061007_122843_000000362051_00467_24068_2425.N1	07-OCT-2006 12:28:43	Bright	35.500	174	52Psi UMa	3.0040	4400.0	71	24068	No
90	GOM_NL__2PRFIN20061007_123835_000000352051_00467_24068_2426.N1	07-OCT-2006 12:38:35	Bright	34.500	22	32Alp Leo	1.3600	15200.	69	24068	No
91	GOM_NL__2PRFIN20061007_125502_000000492051_00467_24068_2427.N1	07-OCT-2006 12:55:02	Dark	48.500	65	Lam Vel	2.2040	4400.0	97	24068	No
92	GOM_NL__2PRFIN20061007_125817_000000432051_00467_24068_2428.N1	07-OCT-2006 12:58:17	Dark	43.000	46	Del Vel	1.9540	10600.	86	24068	No
93	GOM_NL__2PRFIN20061007_125952_000000392051_00468_24069_2418.N1	07-OCT-2006 12:59:52	Dark	38.500	41	Eps Car	1.8600	4100.0	77	24069	No
94	GOM_NL__2PRFIN20061007_131203_000000372051_00468_24069_2419.N1	07-OCT-2006 13:12:03	Dark	37.000	143	Alp Hyi	2.8570	7200.0	74	24069	No
95	GOM_NL__2PRFIN20061007_131330_000000402051_00468_24069_2420.N1	07-OCT-2006 13:13:30	Dark	40.000	9	Alp Eri	0.45300	24000.	80	24069	No
96	GOM_NL__2PRFIN20061007_131842_000000432051_00468_24069_2421.N1	07-OCT-2006 13:18:42	Straylight	42.500	84	Alp Phe	2.3970	4500.0	85	24069	No
97	GOM_NL__2PRFIN20061007_133908_000000362051_00468_24069_2422.N1	07-OCT-2006 13:39:08	Bright	35.500	93	53Bet Peg	2.5200	3100.0	71	24069	No
98	GOM_NL__2PRFIN20061007_135625_000000342051_00468_24069_2423.N1	07-OCT-2006 13:56:25	Bright	33.500	49	1Alp UMi	1.9900	6300.0	67	24069	No
99	GOM_NL__2PRFIN20061007_140431_000000382051_00468_24069_2424.N1	07-OCT-2006 14:04:31	Bright	37.500	36	50Alp UMa	1.8000	6300.0	75	24069	No
100	GOM_NL__2PRFIN20061007_140602_000000362051_00468_24069_2425.N1	07-OCT-2006 14:06:02	Bright	35.500	82	48Bet UMa	2.3650	10600.	71	24069	No
101	GOM_NL__2PRFIN20061007_140920_000000342051_00468_24069_2426.N1	07-OCT-2006 14:09:20	Bright	33.500	174	52Psi UMa	3.0040	4400.0	67	24069	No

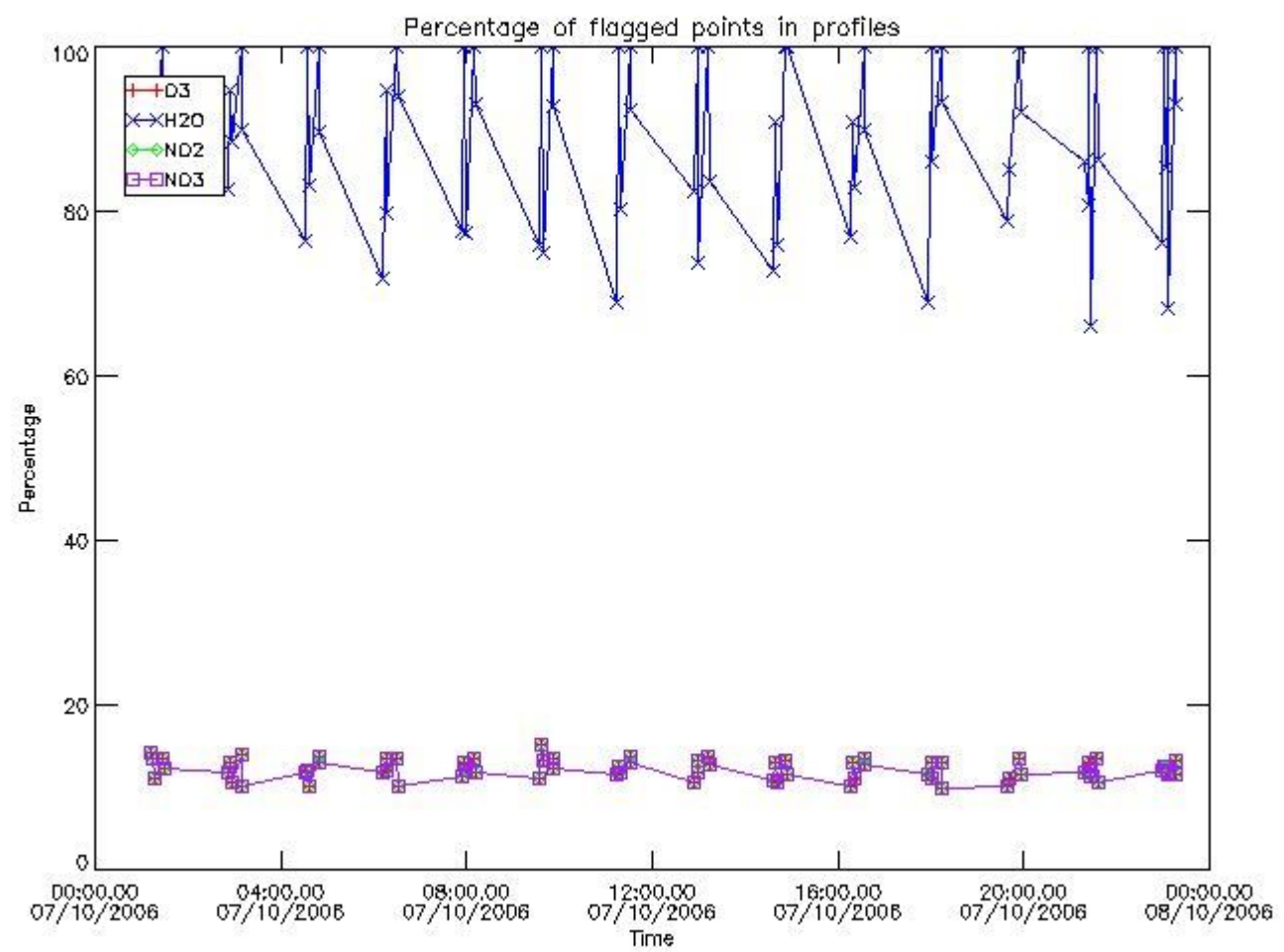
102	GOM_NL__2PRFIN20061007_141911_000000382051_00468_24069_2427.N1	07-OCT-2006 14:19:11	Bright	38.000	22	32Alp Leo	1.3600	15200.	76	24069	No
103	GOM_NL__2PRFIN20061007_143538_000000472051_00468_24069_2428.N1	07-OCT-2006 14:35:38	Dark	46.500	65	Lam Vel	2.2040	4400.0	93	24069	No
104	GOM_NL__2PRFIN20061007_143853_000000392051_00468_24069_2429.N1	07-OCT-2006 14:38:53	Dark	39.000	46	Del Vel	1.9540	10600.	78	24069	No
105	GOM_NL__2PRFIN20061007_144028_000000482051_00469_24070_2419.N1	07-OCT-2006 14:40:28	Dark	48.000	41	Eps Car	1.8600	4100.0	96	24070	No
106	GOM_NL__2PRFIN20061007_145239_000000392051_00469_24070_2420.N1	07-OCT-2006 14:52:39	Dark	38.500	143	Alp Hyi	2.8570	7200.0	77	24070	No
107	GOM_NL__2PRFIN20061007_145406_000000452051_00469_24070_2421.N1	07-OCT-2006 14:54:06	Dark	44.500	9	Alp Eri	0.45300	24000.	89	24070	No
108	GOM_NL__2PRFIN20061007_145919_000000422051_00469_24070_2422.N1	07-OCT-2006 14:59:19	Straylight	41.500	84	Alp Phe	2.3970	4500.0	83	24070	No
109	GOM_NL__2PRFIN20061007_151944_000000362051_00469_24070_2423.N1	07-OCT-2006 15:19:44	Bright	36.000	93	53Bet Peg	2.5200	3100.0	72	24070	No
110	GOM_NL__2PRFIN20061007_153701_000000362051_00469_24070_2424.N1	07-OCT-2006 15:37:01	Bright	35.500	49	1Alp UMi	1.9900	6300.0	71	24070	No
111	GOM_NL__2PRFIN20061007_154507_000000362051_00469_24070_2425.N1	07-OCT-2006 15:45:07	Bright	35.500	36	50Alp UMa	1.8000	6300.0	71	24070	No
112	GOM_NL__2PRFIN20061007_154639_000000352051_00469_24070_2426.N1	07-OCT-2006 15:46:39	Bright	34.500	82	48Bet UMa	2.3650	10600.	69	24070	No
113	GOM_NL__2PRFIN20061007_154956_000000362051_00469_24070_2427.N1	07-OCT-2006 15:49:56	Bright	35.500	174	52Psi UMa	3.0040	4400.0	71	24070	No
114	GOM_NL__2PRFIN20061007_155947_000000372051_00469_24070_2428.N1	07-OCT-2006 15:59:47	Bright	37.000	22	32Alp Leo	1.3600	15200.	74	24070	No
115	GOM_NL__2PRFIN20061007_161615_000000502051_00469_24070_2429.N1	07-OCT-2006 16:16:15	Dark	50.000	65	Lam Vel	2.2040	4400.0	100	24070	No
116	GOM_NL__2PRFIN20061007_161929_000000392051_00469_24070_2430.N1	07-OCT-2006 16:19:29	Dark	39.000	46	Del Vel	1.9540	10600.	78	24070	No
117	GOM_NL__2PRFIN20061007_162104_000000502051_00470_24071_2420.N1	07-OCT-2006 16:21:04	Dark	50.000	41	Eps Car	1.8600	4100.0	100	24071	No
118	GOM_NL__2PRFIN20061007_163315_000000382051_00470_24071_2421.N1	07-OCT-2006 16:33:15	Dark	38.000	143	Alp Hyi	2.8570	7200.0	76	24071	No
119	GOM_NL__2PRFIN20061007_163443_000000402051_00470_24071_2422.N1	07-OCT-2006 16:34:43	Dark	40.000	9	Alp Eri	0.45300	24000.	80	24071	No
120	GOM_NL__2PRFIN20061007_163955_000000482051_00470_24071_2423.N1	07-OCT-2006 16:39:55	Straylight	48.000	84	Alp Phe	2.3970	4500.0	96	24071	No
121	GOM_NL__2PRFIN20061007_170020_000000362051_00470_24071_2424.N1	07-OCT-2006 17:00:20	Bright	36.000	93	53Bet Peg	2.5200	3100.0	72	24071	No
122	GOM_NL__2PRFIN20061007_171737_000000352051_00470_24071_2425.N1	07-OCT-2006 17:17:37	Bright	35.000	49	1Alp UMi	1.9900	6300.0	70	24071	No
123	GOM_NL__2PRFIN20061007_172543_000000342051_00470_24071_2426.N1	07-OCT-2006 17:25:43	Bright	34.000	36	50Alp UMa	1.8000	6300.0	68	24071	No
124	GOM_NL__2PRFIN20061007_172715_000000362051_00470_24071_2427.N1	07-OCT-2006 17:27:15	Bright	35.500	82	48Bet UMa	2.3650	10600.	71	24071	No
125	GOM_NL__2PRFIN20061007_173032_000000342051_00470_24071_2428.N1	07-OCT-2006 17:30:32	Bright	33.500	174	52Psi UMa	3.0040	4400.0	67	24071	No
126	GOM_NL__2PRFIN20061007_174023_000000372051_00470_24071_2429.N1	07-OCT-2006 17:40:23	Bright	36.500	22	32Alp Leo	1.3600	15200.	73	24071	No
127	GOM_NL__2PRFIN20061007_175651_000000442051_00470_24071_2430.N1	07-OCT-2006 17:56:51	Dark	44.000	65	Lam Vel	2.2040	4400.0	88	24071	No
128	GOM_NL__2PRFIN20061007_180006_000000462051_00470_24071_2431.N1	07-OCT-2006 18:00:06	Dark	45.500	46	Del Vel	1.9540	10600.	91	24071	No
129	GOM_NL__2PRFIN20061007_180141_000000402051_00471_24072_2441.N1	07-OCT-2006 18:01:41	Dark	39.500	41	Eps Car	1.8600	4100.0	79	24072	No
130	GOM_NL__2PRFIN20061007_181351_000000392051_00471_24072_2442.N1	07-OCT-2006 18:13:51	Dark	39.000	143	Alp Hyi	2.8570	7200.0	78	24072	No
131	GOM_NL__2PRFIN20061007_181519_000000522051_00471_24072_2443.N1	07-OCT-2006 18:15:19	Dark	51.500	9	Alp Eri	0.45300	24000.	103	24072	No
132	GOM_NL__2PRFIN20061007_182031_000000432051_00471_24072_2444.N1	07-OCT-2006 18:20:31	Straylight	43.000	84	Alp Phe	2.3970	4500.0	86	24072	No
133	GOM_NL__2PRFIN20061007_184056_000000392051_00471_24072_2445.N1	07-OCT-2006 18:40:56	Bright	38.500	93	53Bet Peg	2.5200	3100.0	77	24072	No
134	GOM_NL__2PRFIN20061007_185813_000000372051_00471_24072_2446.N1	07-OCT-2006 18:58:13	Bright	36.500	49	1Alp UMi	1.9900	6300.0	73	24072	No
135	GOM_NL__2PRFIN20061007_190619_000000342051_00471_24072_2447.N1	07-OCT-2006 19:06:19	Bright	34.000	36	50Alp UMa	1.8000	6300.0	68	24072	No
136	GOM_NL__2PRFIN20061007_190751_000000342051_00471_24072_2448.N1	07-OCT-2006 19:07:51	Bright	34.000	82	48Bet UMa	2.3650	10600.	68	24072	No
137	GOM_NL__2PRFIN20061007_191108_000000362051_00471_24072_2449.N1	07-OCT-2006 19:11:08	Bright	35.500	174	52Psi UMa	3.0040	4400.0	71	24072	No
138	GOM_NL__2PRFIN20061007_192100_000000542051_00471_24072_2450.N1	07-OCT-2006 19:21:00	Bright	54.000	22	32Alp Leo	1.3600	15200.	108	24072	No
139	GOM_NL__2PRFIN20061007_193728_000000502051_00471_24072_2451.N1	07-OCT-2006 19:37:28	Dark	50.000	65	Lam Vel	2.2040	4400.0	100	24072	No
140	GOM_NL__2PRFIN20061007_194217_000000512051_00472_24073_2442.N1	07-OCT-2006 19:42:17	Dark	51.000	41	Eps Car	1.8600	4100.0	102	24073	No
141	GOM_NL__2PRFIN20061007_195428_000000382051_00472_24073_2443.N1	07-OCT-2006 19:54:28	Dark	38.000	143	Alp Hyi	2.8570	7200.0	76	24073	No
142	GOM_NL__2PRFIN20061007_195555_000000442051_00472_24073_2444.N1	07-OCT-2006 19:55:55	Dark	43.500	9	Alp Eri	0.45300	24000.	87	24073	No
143	GOM_NL__2PRFIN20061007_200107_000000442051_00472_24073_2445.N1	07-OCT-2006 20:01:07	Straylight	43.500	84	Alp Phe	2.3970	4500.0	87	24073	No
144	GOM_NL__2PRFIN20061007_202132_000000362051_00472_24073_2446.N1	07-OCT-2006 20:21:32	Bright	35.500	93	53Bet Peg	2.5200	3100.0	71	24073	No
145	GOM_NL__2PRFIN20061007_203849_000000362051_00472_24073_2447.N1	07-OCT-2006 20:38:49	Bright	35.500	49	1Alp UMi	1.9900	6300.0	71	24073	No
146	GOM_NL__2PRFIN20061007_204655_000000382051_00472_24073_2448.N1	07-OCT-2006 20:46:55	Bright	37.500	36	50Alp UMa	1.8000	6300.0	75	24073	No
147	GOM_NL__2PRFIN20061007_204827_000000362051_00472_24073_2449.N1	07-OCT-2006 20:48:27	Bright	35.500	82	48Bet UMa	2.3650	10600.	71	24073	No
148	GOM_NL__2PRFIN20061007_205144_000000352051_00472_24073_2450.N1	07-OCT-2006 20:51:44	Bright	34.500	174	52Psi UMa	3.0040	4400.0	69	24073	No
149	GOM_NL__2PRFIN20061007_210136_000000342051_00472_24073_2451.N1	07-OCT-2006 21:01:36	Bright	34.000	22	32Alp Leo	1.3600	15200.	68	24073	No
150	GOM_NL__2PRFIN20061007_211804_000000442051_00472_24073_2452.N1	07-OCT-2006 21:18:04	Dark	43.500	65	Lam Vel	2.2040	4400.0	87	24073	No
151	GOM_NL__2PRFIN20061007_212253_000000402051_00473_24074_2443.N1	07-OCT-2006 21:22:53	Dark	39.500	41	Eps Car	1.8600	4100.0	79	24074	No
152	GOM_NL__2PRFIN20061007_212458_000000422051_00473_24074_2444.N1	07-OCT-2006 21:24:58	Dark	42.000	161	Tau Pup	2.9310	4500.0	84	24074	No
153	GOM_NL__2PRFIN20061007_212622_000000492051_00473_24074_2445.N1	07-OCT-2006 21:26:22	Dark	49.000	2	Alp Car	-0.73600	7000.0	98	24074	No
154	GOM_NL__2PRFIN20061007_213504_000000382051_00473_24074_2446.N1	07-OCT-2006 21:35:04	Dark	38.000	143	Alp Hyi	2.8570	7200.0	76	24074	No
155	GOM_NL__2PRFIN20061007_213631_000000482051_00473_24074_2447.N1	07-OCT-2006 21:36:31	Dark	47.500	9	Alp Eri	0.45300	24000.	95	24074	No
156	GOM_NL__2PRFIN20061007_214143_000000412051_00473_24074_2448.N1	07-OCT-2006 21:41:43	Straylight	41.000	84	Alp Phe	2.3970	4500.0	82	24074	No
157	GOM_NL__2PRFIN20061007_214828_000000472051_00473_24074_2449.N1	07-OCT-2006 21:48:28	Straylight	46.500	52	16Bet Cet	2.0370	4500.0	93	24074	No
158	GOM_NL__2PRFIN20061007_215828_000000382051_00473_24074_2450.N1	07-OCT-2006 21:58:28	Bright	37.500	140	88Gam Peg	2.8340	26000.	75	24074	No
159	GOM_NL__2PRFIN20061007_220208_000000372051_00473_24074_2451.N1	07-OCT-2006 22:02:08	Bright	37.000	93	53Bet Peg	2.5200	3100.0	74	24074	No
160	GOM_NL__2PRFIN20061007_221051_000000392051_00473_24074_2452.N1	07-OCT-2006 22:10:51	Bright	38.500	68	18Alp Cas	2.2250	4500.0	77	24074	No

161	GOM_NL__2PRFIN20061007_221215_000000382051_00473_24074_2453.N1	07-OCT-2006 22:12:15	Bright	38.000	76	27Gam Cas	2.3000	30000.	76	24074	No
162	GOM_NL__2PRFIN20061007_221924_000000372051_00473_24074_2454.N1	07-OCT-2006 22:19:24	Bright	36.500	49	1Alp UMi	1.9900	6300.0	73	24074	No
163	GOM_NL__2PRFIN20061007_222731_000000382051_00473_24074_2455.N1	07-OCT-2006 22:27:31	Bright	37.500	36	50Alp UMa	1.8000	6300.0	75	24074	No
164	GOM_NL__2PRFIN20061007_222903_000000372051_00473_24074_2456.N1	07-OCT-2006 22:29:03	Bright	37.000	82	48Bet UMa	2.3650	10600.	74	24074	No
165	GOM_NL__2PRFIN20061007_223220_000000352051_00473_24074_2457.N1	07-OCT-2006 22:32:20	Bright	34.500	174	52Psi UMa	3.0040	4400.0	69	24074	No
166	GOM_NL__2PRFIN20061007_223905_000000382051_00473_24074_2458.N1	07-OCT-2006 22:39:05	Bright	37.500	166	17Eps Leo	2.9800	6000.0	75	24074	No
167	GOM_NL__2PRFIN20061007_224212_000000342051_00473_24074_2459.N1	07-OCT-2006 22:42:12	Bright	34.000	22	32Alp Leo	1.3600	15200.	68	24074	No
168	GOM_NL__2PRFIN20061007_224902_000000472051_00473_24074_2460.N1	07-OCT-2006 22:49:02	Twilight	46.500	48	30Alp Hya	1.9770	4100.0	93	24074	No
169	GOM_NL__2PRFIN20061007_225840_000000432051_00473_24074_2461.N1	07-OCT-2006 22:58:40	Dark	42.500	65	Lam Vel	2.2040	4400.0	85	24074	No
170	GOM_NL__2PRFIN20061007_230132_000000412051_00473_24074_2462.N1	07-OCT-2006 23:01:32	Dark	41.000	34	Gam2Vel	1.7930	23000.	82	24074	No
171	GOM_NL__2PRFIN20061007_230330_000000412051_00474_24075_2444.N1	07-OCT-2006 23:03:30	Dark	41.000	41	Eps Car	1.8600	4100.0	82	24075	No
172	GOM_NL__2PRFIN20061007_230535_000000432051_00474_24075_2445.N1	07-OCT-2006 23:05:35	Dark	43.000	161	Tau Pup	2.9310	4500.0	86	24075	No
173	GOM_NL__2PRFIN20061007_230658_000000452051_00474_24075_2446.N1	07-OCT-2006 23:06:58	Dark	44.500	2	Alp Car	-0.73600	7000.0	89	24075	No
174	GOM_NL__2PRFIN20061007_231540_000000392051_00474_24075_2447.N1	07-OCT-2006 23:15:40	Dark	38.500	143	Alp Hyi	2.8570	7200.0	77	24075	No
175	GOM_NL__2PRFIN20061007_231708_000000442051_00474_24075_2448.N1	07-OCT-2006 23:17:08	Dark	44.000	9	Alp Eri	0.45300	24000.	88	24075	No
176	GOM_NL__2PRFIN20061007_232220_000000402051_00474_24075_2449.N1	07-OCT-2006 23:22:20	Straylight	39.500	84	Alp Phe	2.3970	4500.0	79	24075	No
177	GOM_NL__2PRFIN20061007_232904_000000472051_00474_24075_2450.N1	07-OCT-2006 23:29:04	Straylight	46.500	52	16Bet Cet	2.0370	4500.0	93	24075	No
178	GOM_NL__2PRFIN20061007_233904_000000372051_00474_24075_2451.N1	07-OCT-2006 23:39:04	Bright	37.000	140	88Gam Peg	2.8340	26000.	74	24075	No
179	GOM_NL__2PRFIN20061007_234244_000000392051_00474_24075_2452.N1	07-OCT-2006 23:42:44	Bright	39.000	93	53Bet Peg	2.5200	3100.0	78	24075	No
180	GOM_NL__2PRFIN20061007_235126_000000392051_00474_24075_2453.N1	07-OCT-2006 23:51:26	Bright	38.500	68	18Alp Cas	2.2250	4500.0	77	24075	No
181	GOM_NL__2PRFIN20061007_235251_000000382051_00474_24075_2454.N1	07-OCT-2006 23:52:51	Bright	38.000	76	27Gam Cas	2.3000	30000.	76	24075	No

3. Quality information per product

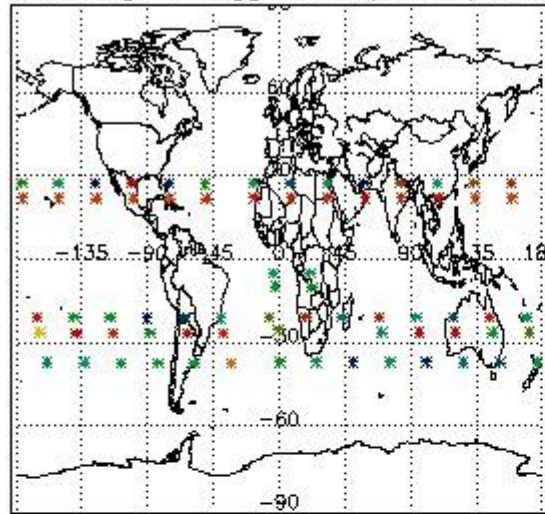
In this section it is plotted some information contained in the Quality Summary data set of the level 2 products. Only products in dark limb conditions and without errors (error flag in the MPH set to "0") are used.

3.1 Plot quality information per product (time dependant)

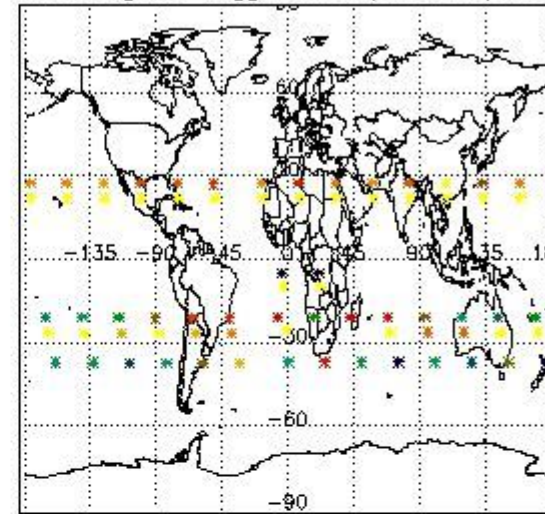


3.2 Plot quality information per product (world map)

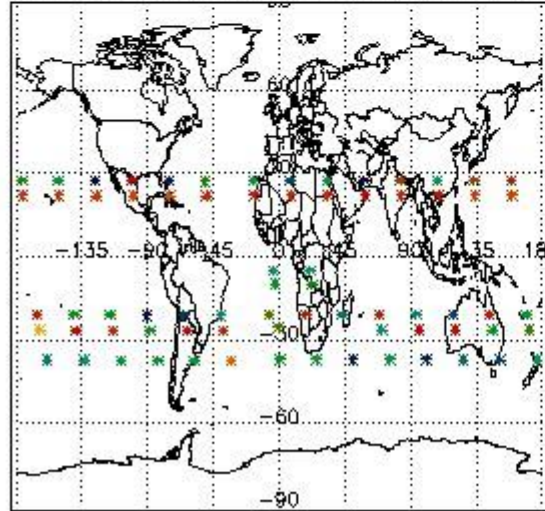
Percentage of flagged data per O3 profile



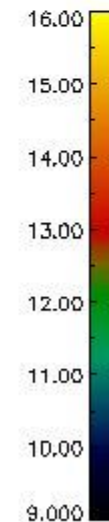
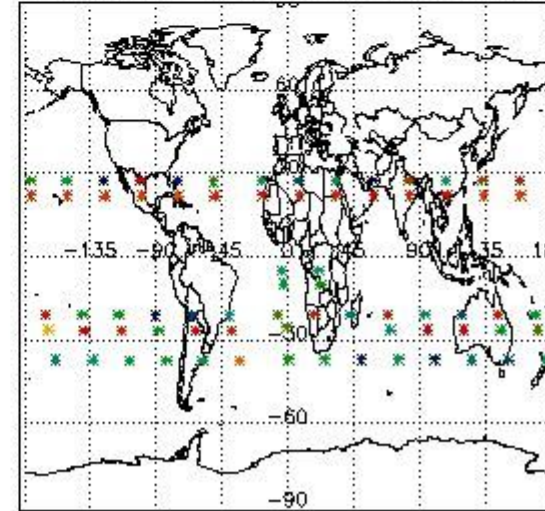
Percentage of flagged data per H2O profile



Percentage of flagged data per NO2 profile



Percentage of flagged data per NO3 profile

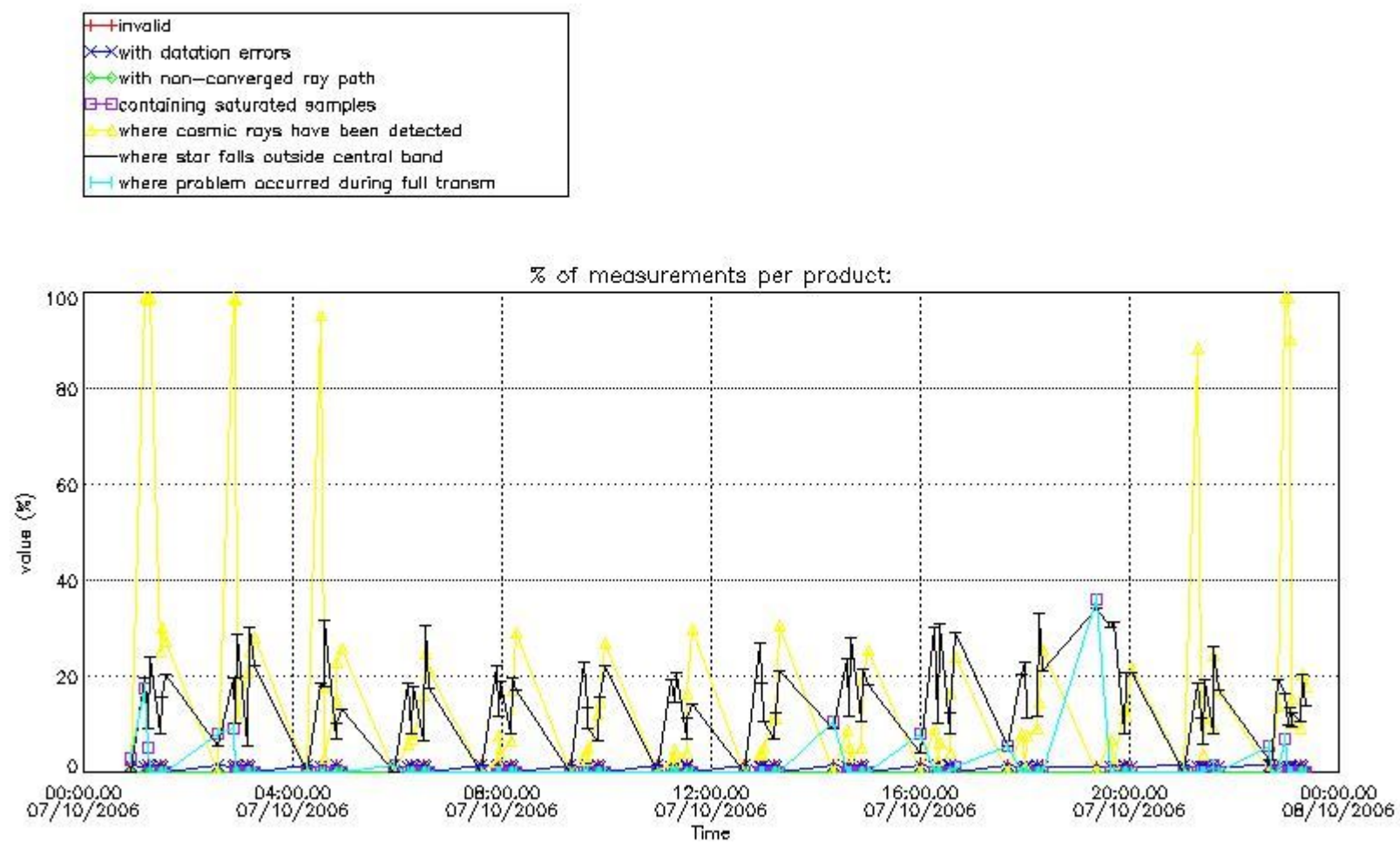


4. Level 1 quality information per product

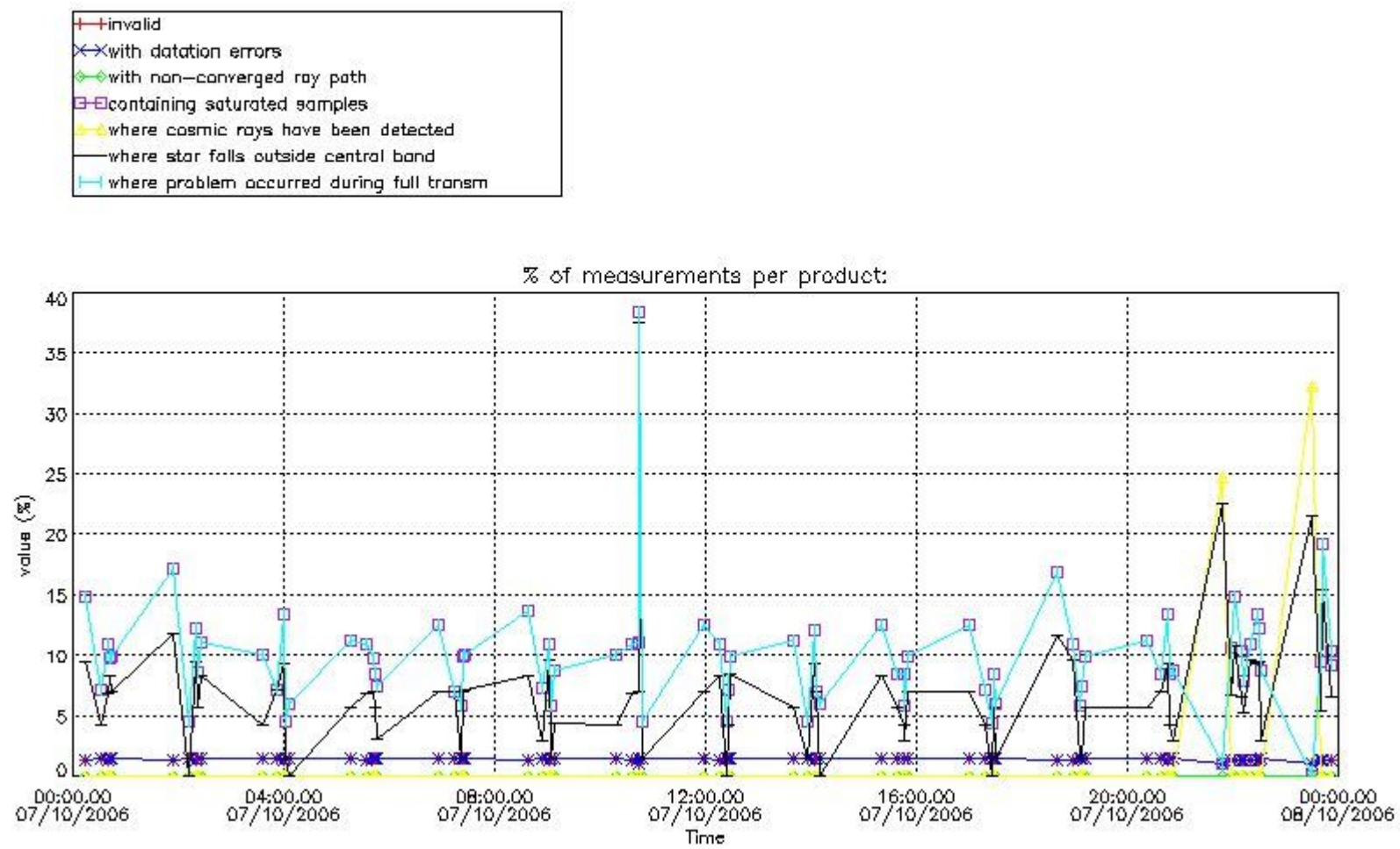
In this section it is plotted some information contained in the Quality Summary data set of the level 2 products that comes from the level 1b processing. Products without errors (error flag in the MPH set to "0") are used.

4.1 Plot quality information per product (time dependant) coming from level 1b processing

4.1.1 Plot level 1 quality information per product (time dependant): ENVISAT ASCENDING passes



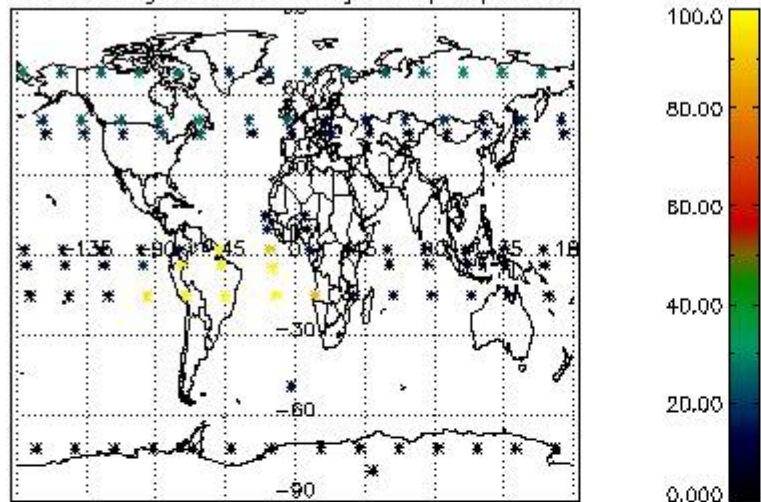
4.1.2 Plot level 1 quality information per product (time dependant): ENVI SAT DESCENDING passes



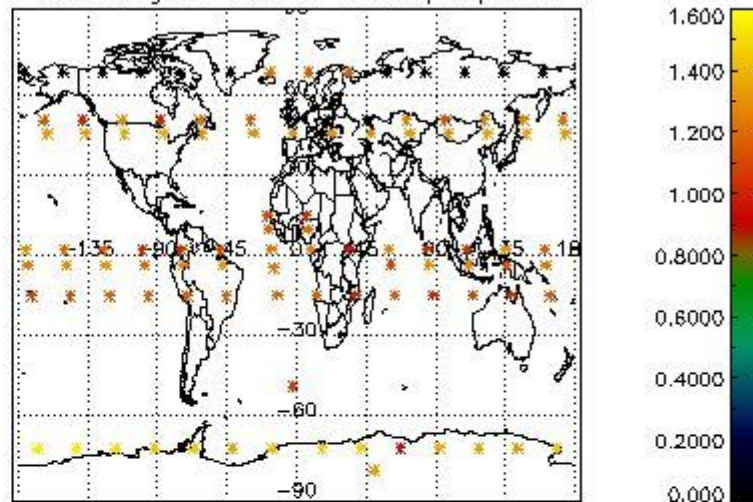
4.2 Plot quality information per product coming from level 1b processing (world map)

4.2.1 Plot level 1 quality information per product (world map): ENVISAT ASCENDING passes

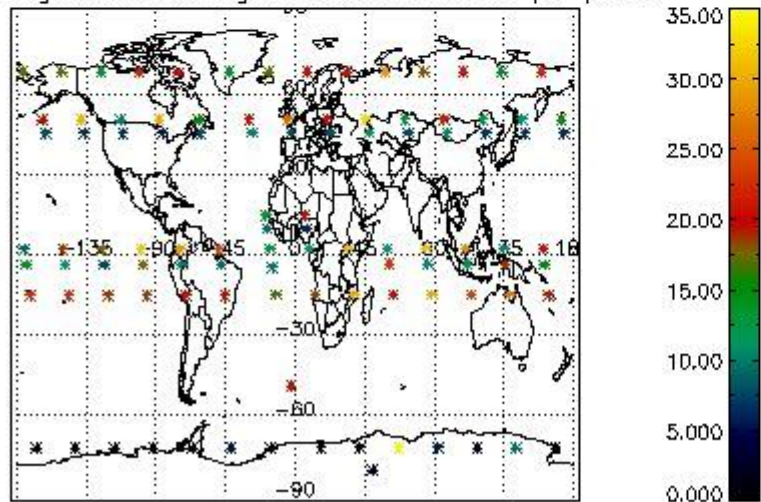
Percentage of cosmic ray hits per profile



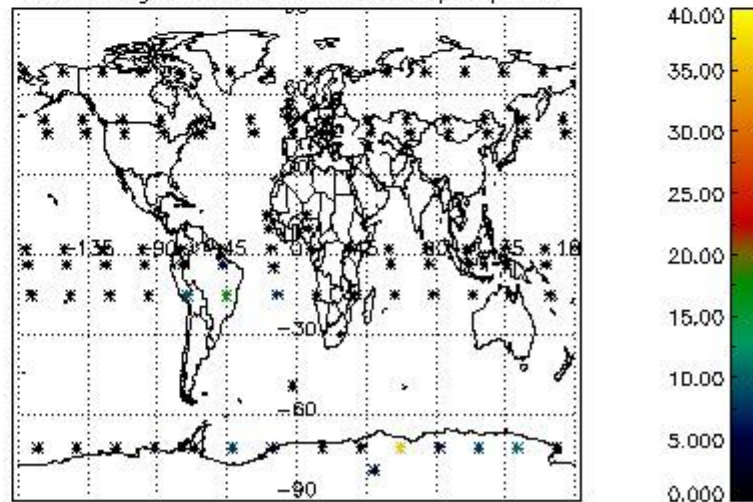
Percentage of datation errors per profile



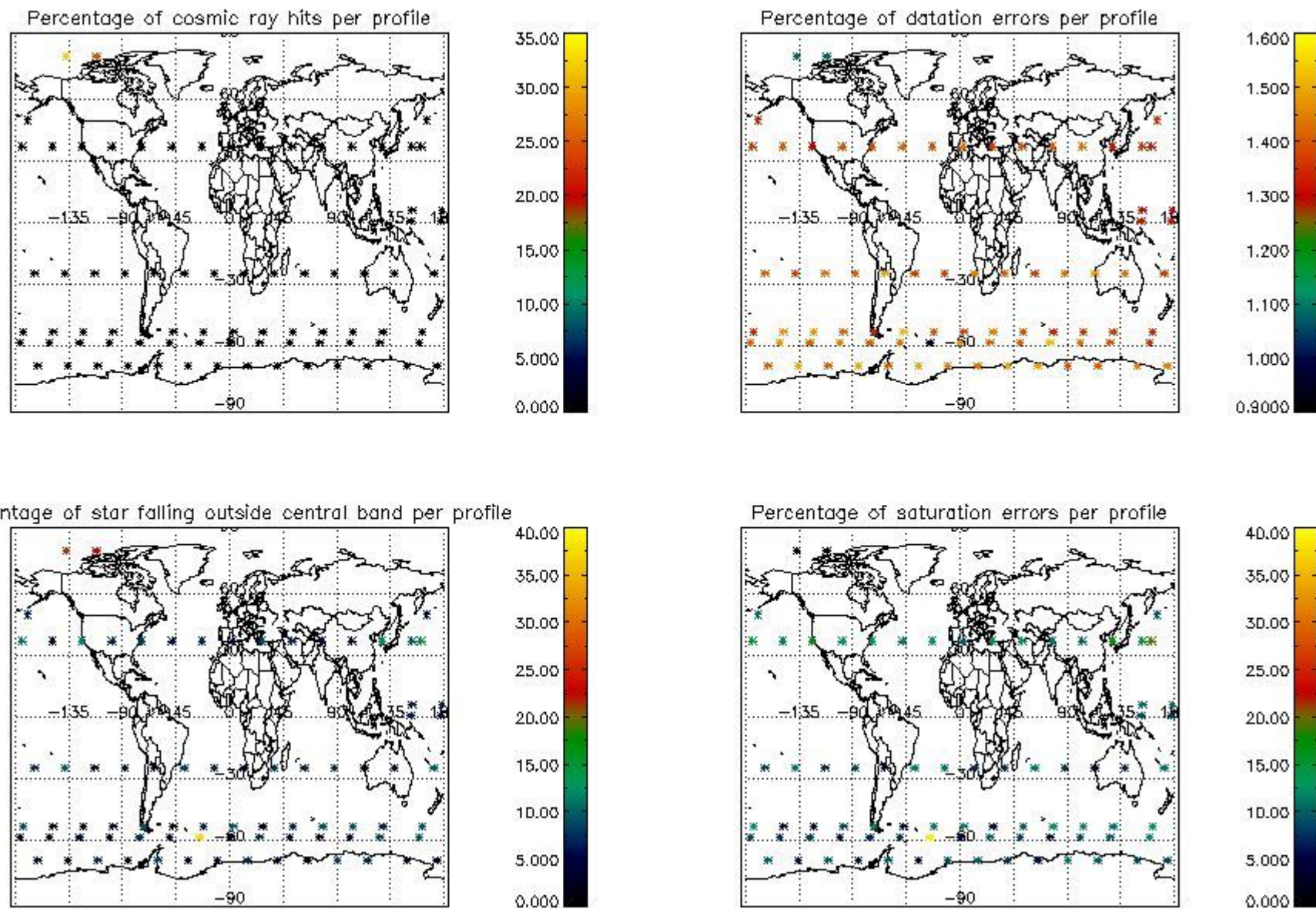
Percentage of star falling outside central band per profile



Percentage of saturation errors per profile



4.2.2 Plot level 1 quality information per product (world map): ENVISAT DESCENDING passes



5. Trace gas profiles

5.1 Ozone statistics based on quality of products

The final quality of the products can be "measured" using the STD (Standard Deviation) attached to every point profile. This information is written to the parameter GOM_NL__2P/NL_LOCAL_SPECIES_DENSITY/o3_std of the level 2 products. The table below shows the statistics for given STD ranges.

The statistics are given with respect to the overall valid production:

- Products without fatal errors: GOM_NL__2P/MPH/PRODUCT_ERR=0
- Valid point profile: GOM_NL__2P/NL_LOCAL_SPECIES_DENSITY/pcd(0)=0

The 'Criteria' is applied to valid points of dark limb products:

- Products in dark limb illumination condition: GOM_NL__2P/NL_SUMMARY_QUALITY/obs_ill_cond=0
- Products without fatal errors: GOM_NL__2P/MPH/PRODUCT_ERR=0
- Valid point profile: GOM_NL__2P/NL_LOCAL_SPECIES_DENSITY/pcd(0)=0

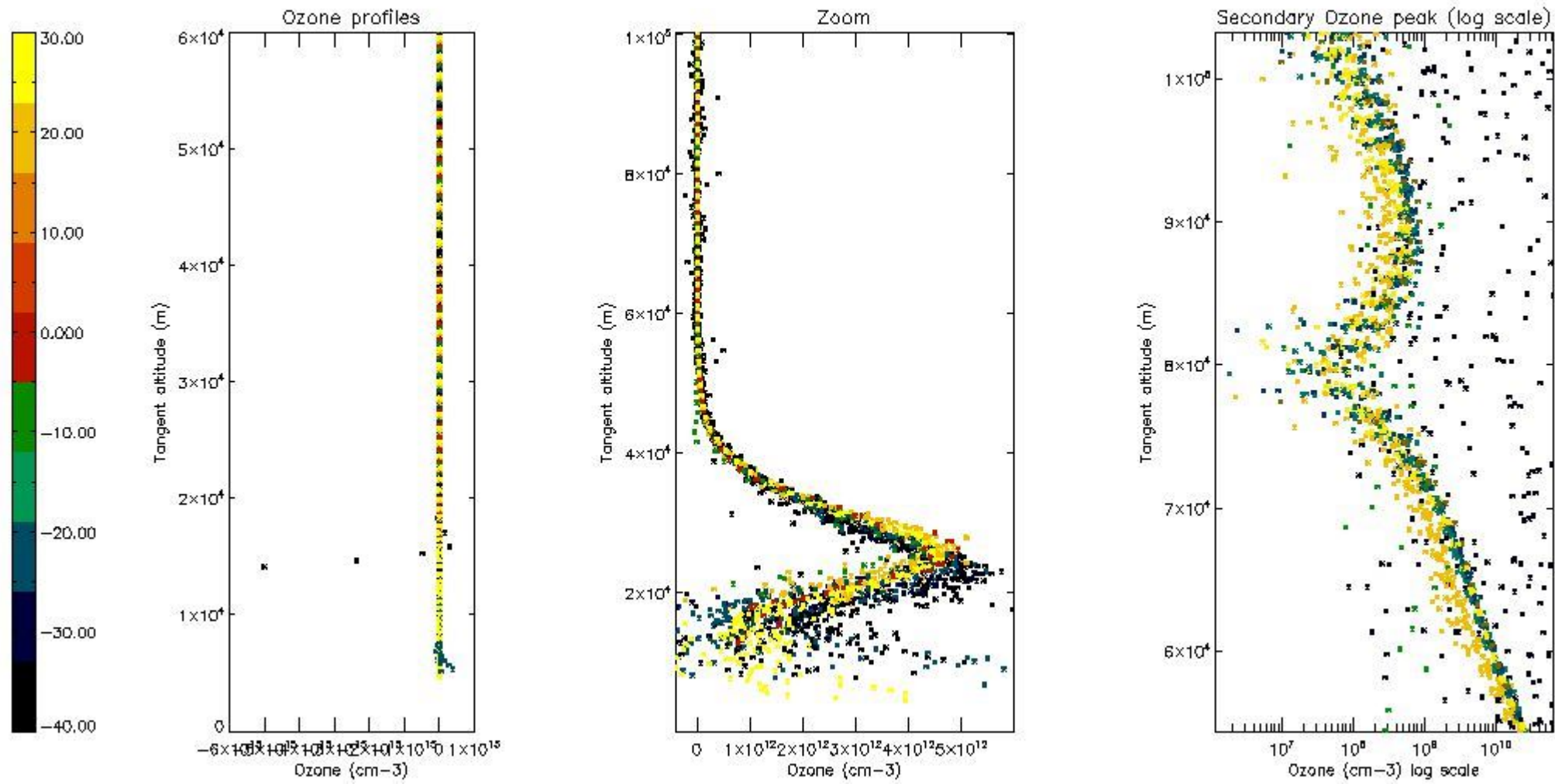
So, the table below shows the percentage of dark limb and valid observations for each criteria with respect to the overall valid daily observations.

Criteria	% of total production
All STD	45
STD < 20	23

STD < 10	17
STD < 5	8

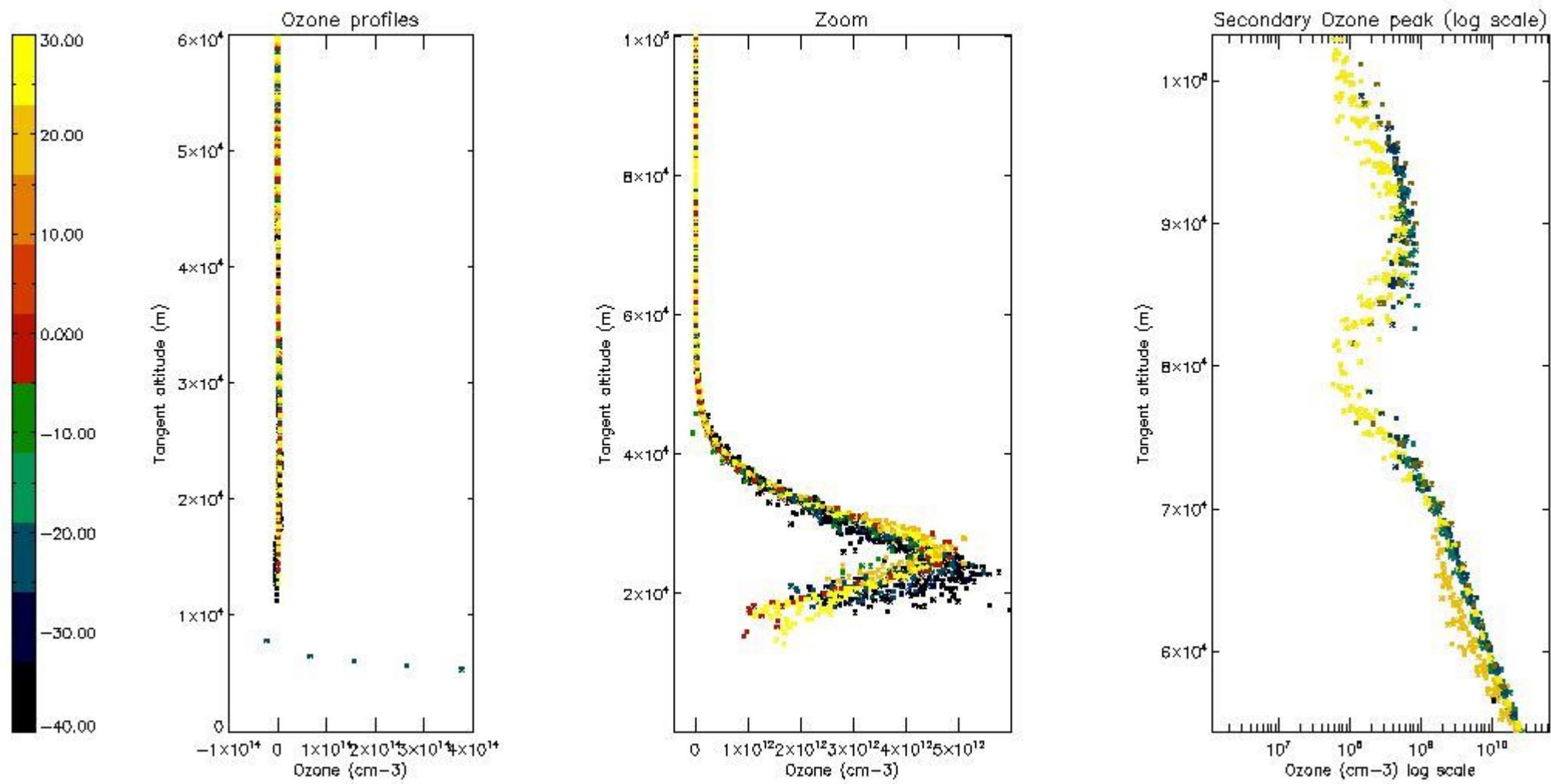
5.2 Plot ozone profiles for all STD (dark without errors)

The colorbar represents the latitude.



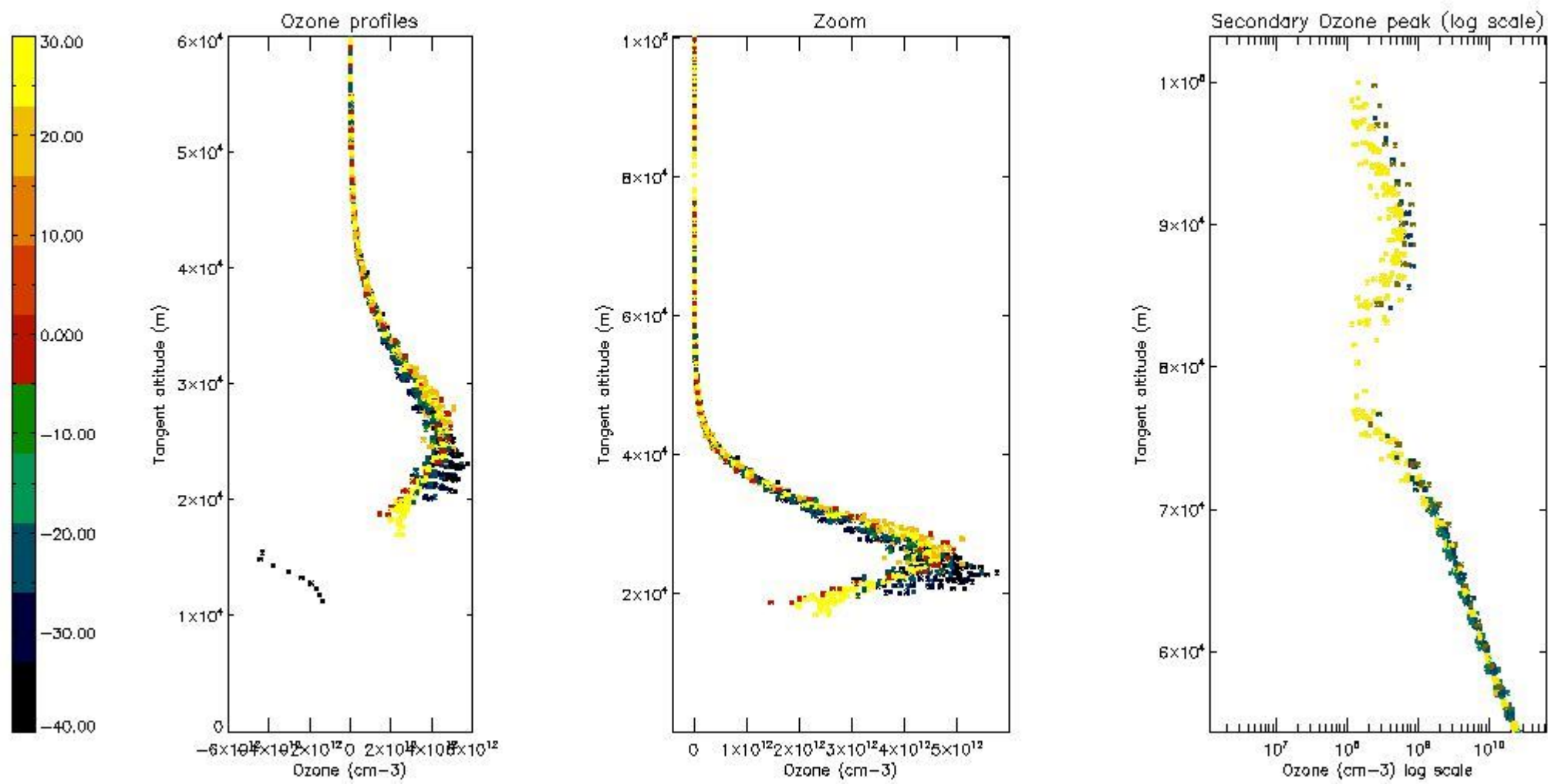
5.3 Plot ozone profiles where STD < 20% (dark without errors)

The colorbar represents the latitude.



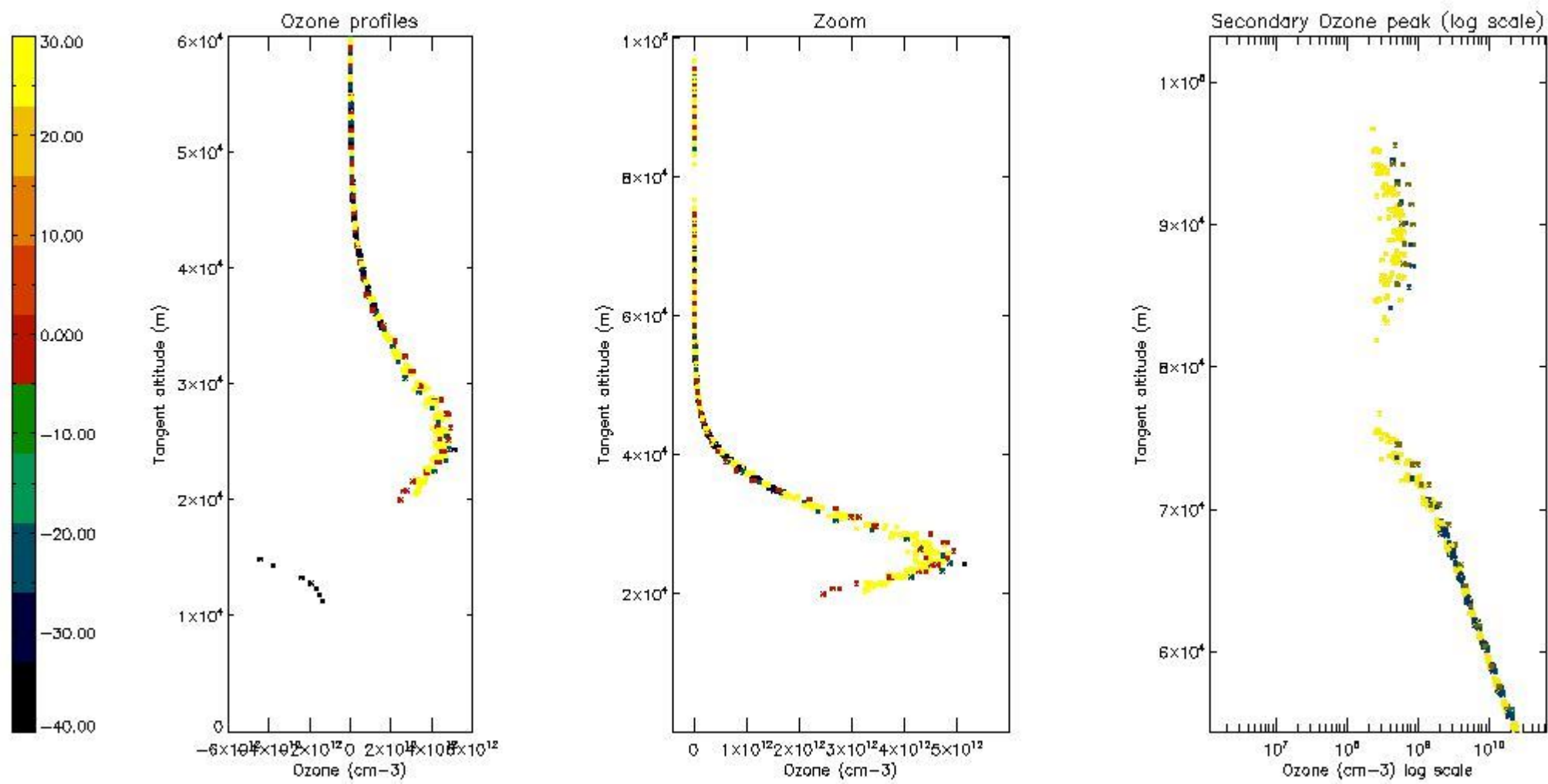
5.4 Plot ozone profiles where STD < 10% (dark without errors)

The colorbar represents the latitude.



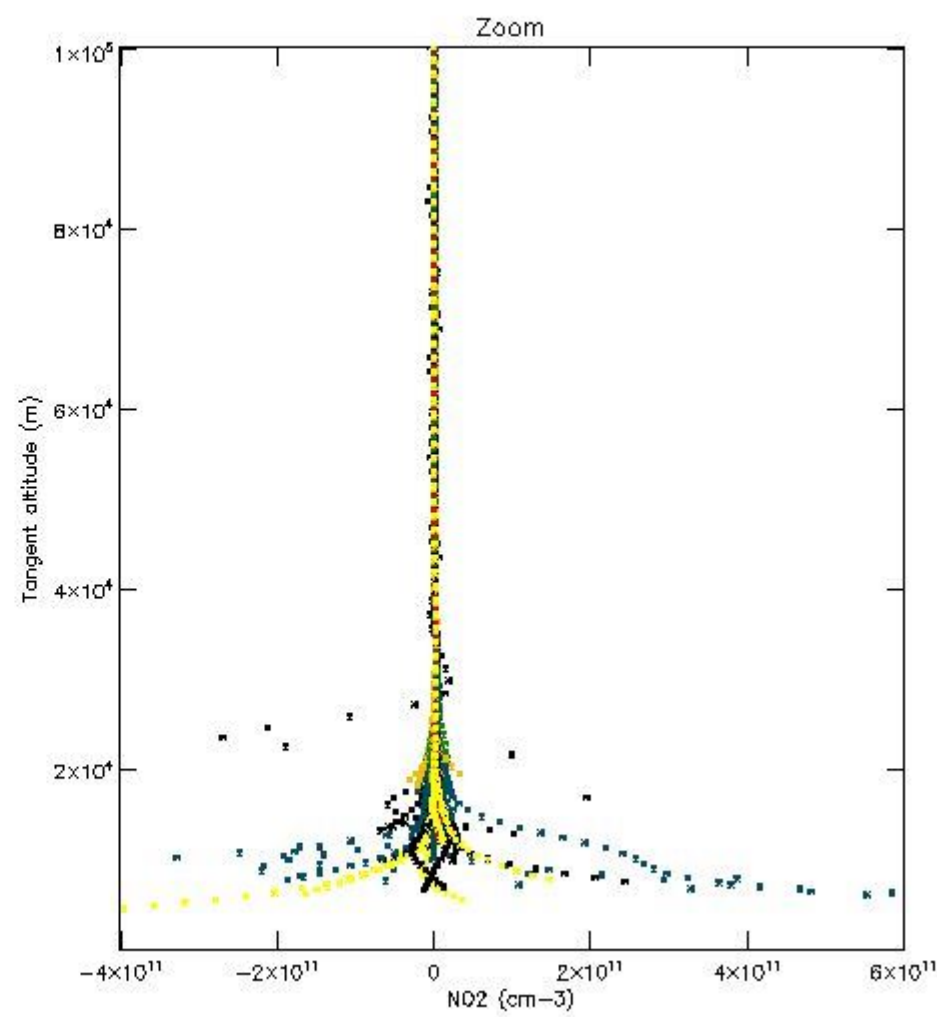
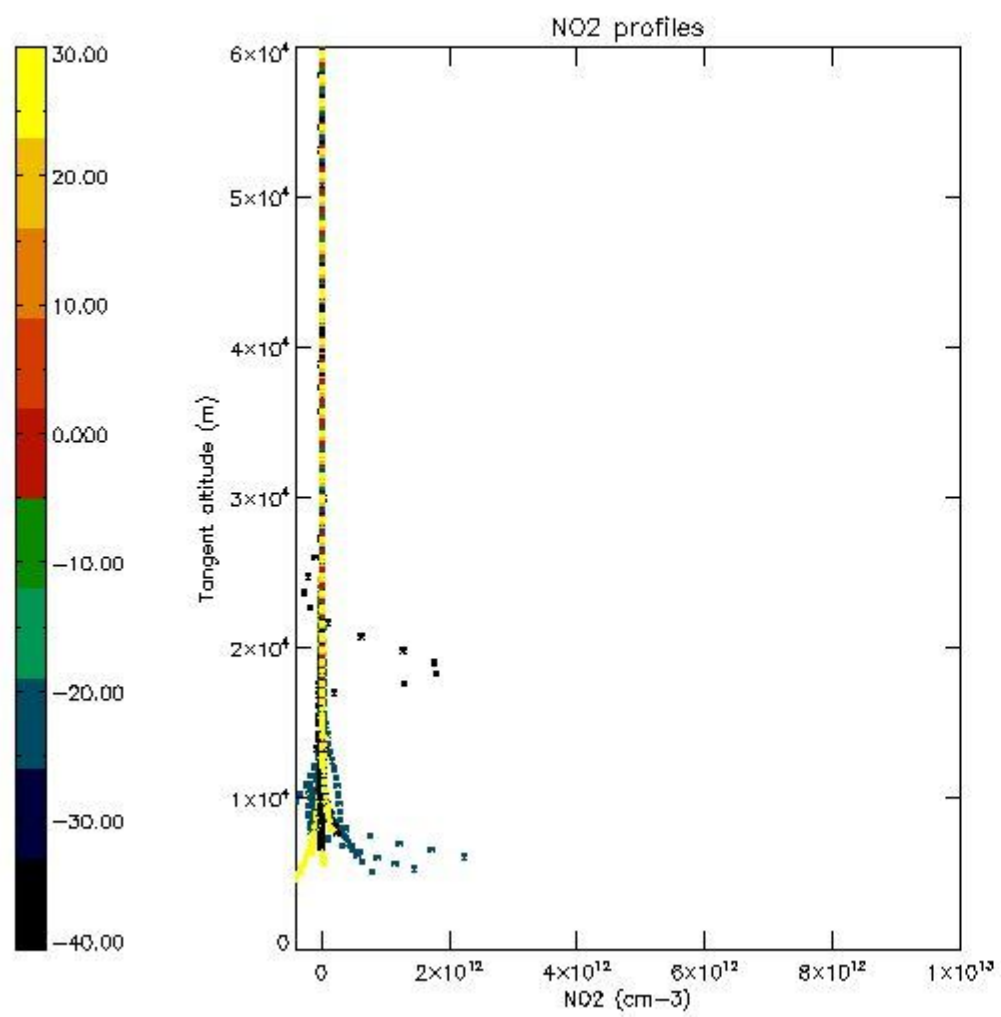
5.5 Plot ozone profiles where STD < 5% (dark without errors)

The colorbar represents the latitude.



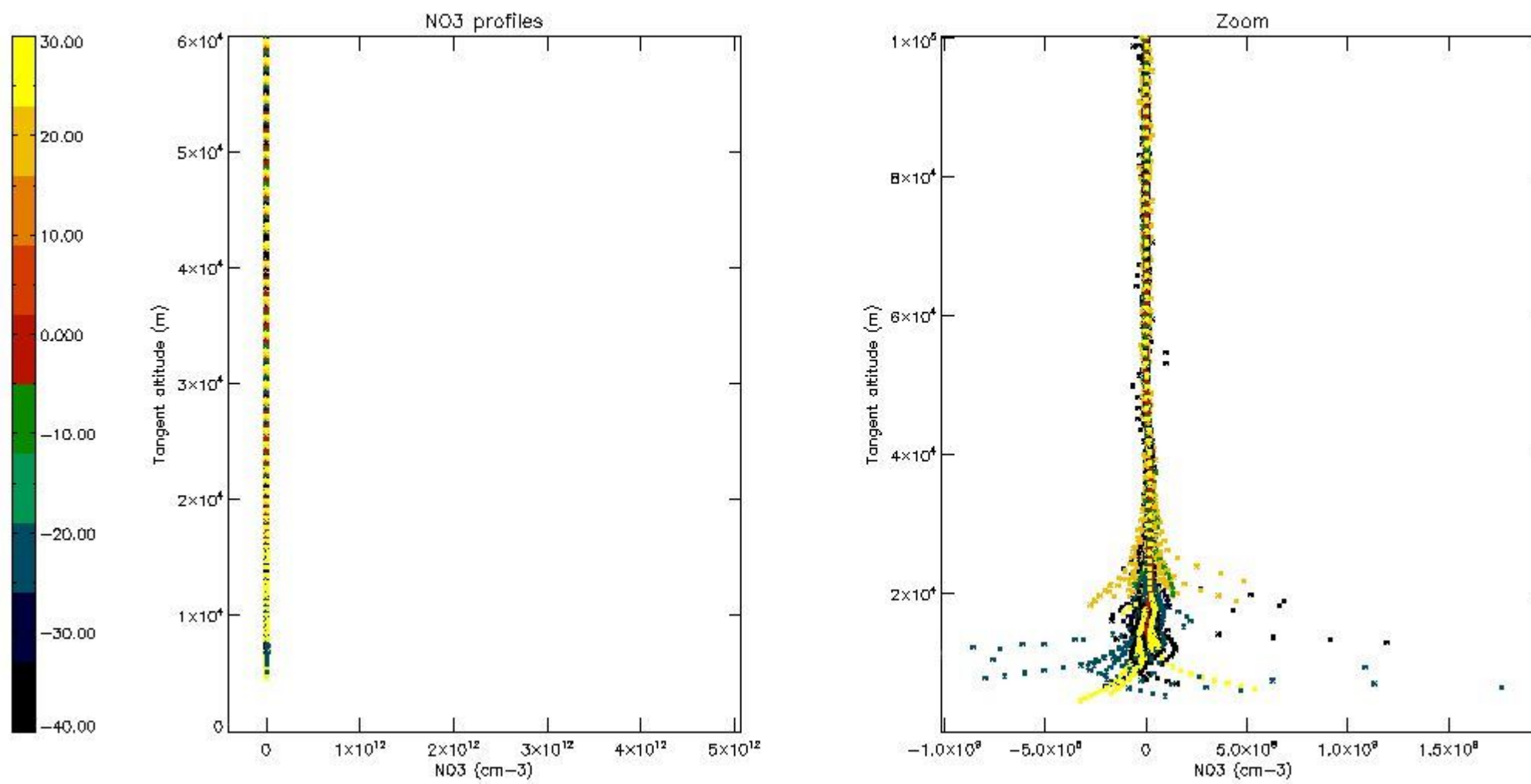
5.6 Plot NO₂ profiles for all STD (dark without errors)

The colorbar represents the latitude.



5.7 Plot NO3 profiles for all STD (dark without errors)

The colorbar represents the latitude.



6. Auxiliary Data Files used for the production reported in section 2

The number reported in the third column indicates since which file (see list in section 2) the corresponding auxiliary file has been used. The fourth column is the date of those product files.

Type	Auxiliary Filename	Used since product	Used since product date
INST_PHYS_CHARACTERISTICS	GOM_INS_AXVIEC20091111_143220_20030716_120000_20500101_000000	1	07-OCT-2006 00:14:20
LEVEL-2_PROC_CONFIG	GOM_PR2_AXVIEC20091111_152718_20020301_000000_20500101_000000	1	07-OCT-2006 00:14:20
CROSS_SECTIONS_FILE	GOM_CRS_AXVIEC20091111_154832_20020301_000000_20500101_000000	1	07-OCT-2006 00:14:20

GOMOS Level 2 Daily Report

SUMMARY

[1. General Info](#)

[2. Summary of processed GOM_NL_2P products](#)

[3. Level 2 Quality information per product](#)

[3.1 Plot of level 2 quality information per product \(time dependant\)](#)

[3.2 Plot of level 2 quality information per product \(world map\)](#)

[4. Level 1 Quality information per product \(stored on level 2 products\)](#)

[4.1 Plot of level 1 quality information per product \(time dependant\)](#)

[4.1.1 Plot of level 1 quality information per product \(time dependant\): ASCENDING](#)

[4.1.2 Plot of level 1 quality information per product \(time dependant\): DESCENDING](#)

[4.2 Plot of level 1 quality information per product \(world map\)](#)

[4.2.1 Plot of level 1 quality information per product \(world map\): ASCENDING](#)

[4.2.2 Plot of level 1 quality information per product \(world map\): DESCENDING](#)

[5. Ozone profiles based on quality statistics and other trace gas profiles](#)

[5.1 Ozone statistics based on quality of products](#)

[5.2 Plot ozone profiles for all STD \(dark without errors\)](#)

[5.3 Plot ozone profiles where STD < 20% \(dark without errors\)](#)

[5.4. Plot ozone profiles where STD < 10% \(dark without errors\)](#)

[5.5. Plot ozone profiles where STD < 5% \(dark without errors\)](#)

[5.6 Plot NO2 profiles for all STD \(dark without errors\)](#)

[5.7 Plot NO3 profiles for all STD \(dark without errors\)](#)

[5.8 Plot H2O profiles \(only for occultations of stars 1,2,3,4,13,14,16,26,63 dark without errors\) for all STD](#)

[6. Auxiliary Data Files used for the production reported in section 2](#)

This report presents the daily analysis on parameters extracted from GOMOS level 2 data (GOM_NL__2P). It is intended to monitor some important parameters that will impact the quality of these products. A list of level 2 products (and content) that have arrived during the reporting day to the PCF is also given.

Item	Value
Time of report generation	24APR2013 04:44:30
Data source version	GOMOS/6.01
Start time of products	07-10-2006 (07OCT2006 00:00:00)
Stop time of products	08-10-2006 (08OCT2006 00:00:00)
Store outputs in DB	Yes
Nb of level 2 prods	181
Nb of prods with errors	0

2. Summary of processed GOM_NL__2P products.

Nr	Filename	UTC Start time	Limb	Duration	Star Id	Star Name	Star Mag	Star Temp	Nb Meas	Orbit	Prod. error
1	GOM_NL__2PRFIN20061007_001420_000000372051_00460_24061_2395.N1	07-OCT-2006 00:14:20	Bright	37.000	93	53Bet Peg	2.5200	3100.0	74	24061	No
2	GOM_NL__2PRFIN20061007_003137_000000352051_00460_24061_2396.N1	07-OCT-2006 00:31:37	Bright	35.000	49	1Alp UMi	1.9900	6300.0	70	24061	No
3	GOM_NL__2PRFIN20061007_003943_000000372051_00460_24061_2397.N1	07-OCT-2006 00:39:43	Bright	36.500	36	50Alp UMa	1.8000	6300.0	73	24061	No
4	GOM_NL__2PRFIN20061007_004115_000000362051_00460_24061_2398.N1	07-OCT-2006 00:41:15	Bright	36.000	82	48Bet UMa	2.3650	10600.	72	24061	No
5	GOM_NL__2PRFIN20061007_004431_000000362051_00460_24061_2399.N1	07-OCT-2006 00:44:31	Bright	35.500	174	52Psi UMa	3.0040	4400.0	71	24061	No
6	GOM_NL__2PRFIN20061007_005422_000000352051_00460_24061_2400.N1	07-OCT-2006 00:54:22	Bright	35.000	22	32Alp Leo	1.3600	15200.	70	24061	No
7	GOM_NL__2PRFIN20061007_011047_000000432051_00460_24061_2401.N1	07-OCT-2006 01:10:47	Dark	43.000	65	Lam Vel	2.2040	4400.0	86	24061	No
8	GOM_NL__2PRFIN20061007_011402_000000382051_00460_24061_2402.N1	07-OCT-2006 01:14:02	Dark	38.000	46	Del Vel	1.9540	10600.	76	24061	No
9	GOM_NL__2PRFIN20061007_011537_000000462051_00461_24062_2759.N1	07-OCT-2006 01:15:37	Dark	45.500	41	Eps Car	1.8600	4100.0	91	24062	No
10	GOM_NL__2PRFIN20061007_012748_000000382051_00461_24062_2760.N1	07-OCT-2006 01:27:48	Dark	38.000	143	Alp Hyi	2.8570	7200.0	76	24062	No
11	GOM_NL__2PRFIN20061007_012916_000000422051_00461_24062_2761.N1	07-OCT-2006 01:29:16	Dark	41.500	9	Alp Eri	0.45300	24000.	83	24062	No
12	GOM_NL__2PRFIN20061007_013429_000000422051_00461_24062_2762.N1	07-OCT-2006 01:34:29	Straylight	42.000	84	Alp Phe	2.3970	4500.0	84	24062	No
13	GOM_NL__2PRFIN20061007_015456_000000382051_00461_24062_2763.N1	07-OCT-2006 01:54:56	Bright	38.000	93	53Bet Peg	2.5200	3100.0	76	24062	No
14	GOM_NL__2PRFIN20061007_021213_000000342051_00461_24062_2764.N1	07-OCT-2006 02:12:13	Bright	33.500	49	1Alp UMi	1.9900	6300.0	67	24062	No
15	GOM_NL__2PRFIN20061007_022019_000000372051_00461_24062_2765.N1	07-OCT-2006 02:20:19	Bright	37.000	36	50Alp UMa	1.8000	6300.0	74	24062	No
16	GOM_NL__2PRFIN20061007_022150_000000352051_00461_24062_2766.N1	07-OCT-2006 02:21:50	Bright	35.000	82	48Bet UMa	2.3650	10600.	70	24062	No
17	GOM_NL__2PRFIN20061007_022507_000000362051_00461_24062_2767.N1	07-OCT-2006 02:25:07	Bright	36.000	174	52Psi UMa	3.0040	4400.0	72	24062	No
18	GOM_NL__2PRFIN20061007_023458_000000372051_00461_24062_2768.N1	07-OCT-2006 02:34:58	Bright	37.000	22	32Alp Leo	1.3600	15200.	74	24062	No
19	GOM_NL__2PRFIN20061007_025123_000000442051_00461_24062_2769.N1	07-OCT-2006 02:51:23	Dark	43.500	65	Lam Vel	2.2040	4400.0	87	24062	No
20	GOM_NL__2PRFIN20061007_025438_000000392051_00461_24062_2770.N1	07-OCT-2006 02:54:38	Dark	39.000	46	Del Vel	1.9540	10600.	78	24062	No
21	GOM_NL__2PRFIN20061007_025613_000000492051_00462_24063_2412.N1	07-OCT-2006 02:56:13	Dark	48.500	41	Eps Car	1.8600	4100.0	97	24063	No
22	GOM_NL__2PRFIN20061007_030825_000000372051_00462_24063_2413.N1	07-OCT-2006 03:08:25	Dark	36.500	143	Alp Hyi	2.8570	7200.0	73	24063	No
23	GOM_NL__2PRFIN20061007_030952_000000502051_00462_24063_2414.N1	07-OCT-2006 03:09:52	Dark	50.000	9	Alp Eri	0.45300	24000.	100	24063	No
24	GOM_NL__2PRFIN20061007_031505_000000432051_00462_24063_2415.N1	07-OCT-2006 03:15:05	Straylight	43.000	84	Alp Phe	2.3970	4500.0	86	24063	No
25	GOM_NL__2PRFIN20061007_033532_000000352051_00462_24063_2416.N1	07-OCT-2006 03:35:32	Bright	35.000	93	53Bet Peg	2.5200	3100.0	70	24063	No
26	GOM_NL__2PRFIN20061007_035249_000000352051_00462_24063_2417.N1	07-OCT-2006 03:52:49	Bright	35.000	49	1Alp UMi	1.9900	6300.0	70	24063	No
27	GOM_NL__2PRFIN20061007_040055_000000382051_00462_24063_2418.N1	07-OCT-2006 04:00:55	Bright	37.500	36	50Alp UMa	1.8000	6300.0	75	24063	No
28	GOM_NL__2PRFIN20061007_040226_000000332051_00462_24063_2419.N1	07-OCT-2006 04:02:26	Bright	33.000	82	48Bet UMa	2.3650	10600.	66	24063	No
29	GOM_NL__2PRFIN20061007_040543_000000342051_00462_24063_2420.N1	07-OCT-2006 04:05:43	Bright	33.500	174	52Psi UMa	3.0040	4400.0	67	24063	No
30	GOM_NL__2PRFIN20061007_041534_000000352051_00462_24063_2421.N1	07-OCT-2006 04:15:34	Bright	34.500	22	32Alp Leo	1.3600	15200.	69	24063	No
31	GOM_NL__2PRFIN20061007_043200_000000432051_00462_24063_2422.N1	07-OCT-2006 04:32:00	Dark	43.000	65	Lam Vel	2.2040	4400.0	86	24063	No
32	GOM_NL__2PRFIN20061007_043515_000000432051_00462_24063_2423.N1	07-OCT-2006 04:35:15	Dark	42.500	46	Del Vel	1.9540	10600.	85	24063	No
33	GOM_NL__2PRFIN20061007_043650_000000512051_00463_24064_2413.N1	07-OCT-2006 04:36:50	Dark	50.500	41	Eps Car	1.8600	4100.0	101	24064	No
34	GOM_NL__2PRFIN20061007_044901_000000372051_00463_24064_2414.N1	07-OCT-2006 04:49:01	Dark	37.000	143	Alp Hyi	2.8570	7200.0	74	24064	No
35	GOM_NL__2PRFIN20061007_045029_000000392051_00463_24064_2415.N1	07-OCT-2006 04:50:29	Dark	39.000	9	Alp Eri	0.45300	24000.	78	24064	No
36	GOM_NL__2PRFIN20061007_045542_000000392051_00463_24064_2416.N1	07-OCT-2006 04:55:42	Straylight	38.500	84	Alp Phe	2.3970	4500.0	77	24064	No
37	GOM_NL__2PRFIN20061007_051608_000000362051_00463_24064_2417.N1	07-OCT-2006 05:16:08	Bright	35.500	93	53Bet Peg	2.5200	3100.0	71	24064	No
38	GOM_NL__2PRFIN20061007_053325_000000372051_00463_24064_2418.N1	07-OCT-2006 05:33:25	Bright	36.500	49	1Alp UMi	1.9900	6300.0	73	24064	No
39	GOM_NL__2PRFIN20061007_054131_000000362051_00463_24064_2419.N1	07-OCT-2006 05:41:31	Bright	36.000	36	50Alp UMa	1.8000	6300.0	72	24064	No
40	GOM_NL__2PRFIN20061007_054303_000000362051_00463_24064_2420.N1	07-OCT-2006 05:43:03	Bright	35.500	82	48Bet UMa	2.3650	10600.	71	24064	No
41	GOM_NL__2PRFIN20061007_054620_000000342051_00463_24064_2421.N1	07-OCT-2006 05:46:20	Bright	33.500	174	52Psi UMa	3.0040	4400.0	67	24064	No
42	GOM_NL__2PRFIN20061007_055610_000000352051_00463_24064_2422.N1	07-OCT-2006 05:56:10	Bright	34.500	22	32Alp Leo	1.3600	15200.	69	24064	No

43	GOM_NL__2PRFIN20061007_061236_000000432051_00463_24064_2423.N1	07-OCT-2006 06:12:36	Dark	43.000	65	Lam Vel	2.2040	4400.0	86	24064	No
44	GOM_NL__2PRFIN20061007_061551_000000382051_00463_24064_2424.N1	07-OCT-2006 06:15:51	Dark	38.000	46	Del Vel	1.9540	10600.	76	24064	No
45	GOM_NL__2PRFIN20061007_061726_000000432051_00464_24065_2414.N1	07-OCT-2006 06:17:26	Dark	42.500	41	Eps Car	1.8600	4100.0	85	24065	No
46	GOM_NL__2PRFIN20061007_062937_000000382051_00464_24065_2415.N1	07-OCT-2006 06:29:37	Dark	37.500	143	Alp Hyi	2.8570	7200.0	75	24065	No
47	GOM_NL__2PRFIN20061007_063105_000000512051_00464_24065_2416.N1	07-OCT-2006 06:31:05	Dark	50.500	9	Alp Eri	0.45300	24000.	101	24065	No
48	GOM_NL__2PRFIN20061007_063618_000000412051_00464_24065_2417.N1	07-OCT-2006 06:36:18	Straylight	40.500	84	Alp Phe	2.3970	4500.0	81	24065	No
49	GOM_NL__2PRFIN20061007_065644_000000362051_00464_24065_2418.N1	07-OCT-2006 06:56:44	Bright	36.000	93	53Bet Peg	2.5200	3100.0	72	24065	No
50	GOM_NL__2PRFIN20061007_071401_000000362051_00464_24065_2419.N1	07-OCT-2006 07:14:01	Bright	35.500	49	1Alp UMi	1.9900	6300.0	71	24065	No
51	GOM_NL__2PRFIN20061007_072207_000000352051_00464_24065_2420.N1	07-OCT-2006 07:22:07	Bright	34.500	36	50Alp UMa	1.8000	6300.0	69	24065	No
52	GOM_NL__2PRFIN20061007_072339_000000362051_00464_24065_2421.N1	07-OCT-2006 07:23:39	Bright	35.500	82	48Bet UMa	2.3650	10600.	71	24065	No
53	GOM_NL__2PRFIN20061007_072655_000000352051_00464_24065_2422.N1	07-OCT-2006 07:26:55	Bright	35.000	174	52Psi UMa	3.0040	4400.0	70	24065	No
54	GOM_NL__2PRFIN20061007_073646_000000332051_00464_24065_2423.N1	07-OCT-2006 07:36:46	Bright	33.000	22	32Alp Leo	1.3600	15200.	66	24065	No
55	GOM_NL__2PRFIN20061007_075313_000000452051_00464_24065_2424.N1	07-OCT-2006 07:53:13	Dark	45.000	65	Lam Vel	2.2040	4400.0	90	24065	No
56	GOM_NL__2PRFIN20061007_075628_000000392051_00464_24065_2425.N1	07-OCT-2006 07:56:28	Dark	39.000	46	Del Vel	1.9540	10600.	78	24065	No
57	GOM_NL__2PRFIN20061007_075803_000000432051_00465_24066_2415.N1	07-OCT-2006 07:58:03	Dark	42.500	41	Eps Car	1.8600	4100.0	85	24066	No
58	GOM_NL__2PRFIN20061007_081014_000000382051_00465_24066_2416.N1	07-OCT-2006 08:10:14	Dark	37.500	143	Alp Hyi	2.8570	7200.0	75	24066	No
59	GOM_NL__2PRFIN20061007_081141_000000442051_00465_24066_2417.N1	07-OCT-2006 08:11:41	Dark	43.500	9	Alp Eri	0.45300	24000.	87	24066	No
60	GOM_NL__2PRFIN20061007_081654_000000412051_00465_24066_2418.N1	07-OCT-2006 08:16:54	Straylight	41.000	84	Alp Phe	2.3970	4500.0	82	24066	No
61	GOM_NL__2PRFIN20061007_083720_000000372051_00465_24066_2419.N1	07-OCT-2006 08:37:20	Bright	36.500	93	53Bet Peg	2.5200	3100.0	73	24066	No
62	GOM_NL__2PRFIN20061007_085437_000000352051_00465_24066_2420.N1	07-OCT-2006 08:54:37	Bright	34.500	49	1Alp UMi	1.9900	6300.0	69	24066	No
63	GOM_NL__2PRFIN20061007_090243_000000372051_00465_24066_2421.N1	07-OCT-2006 09:02:43	Bright	36.500	36	50Alp UMa	1.8000	6300.0	73	24066	No
64	GOM_NL__2PRFIN20061007_090415_000000342051_00465_24066_2422.N1	07-OCT-2006 09:04:15	Bright	34.000	82	48Bet UMa	2.3650	10600.	68	24066	No
65	GOM_NL__2PRFIN20061007_090732_000000352051_00465_24066_2423.N1	07-OCT-2006 09:07:32	Bright	34.500	174	52Psi UMa	3.0040	4400.0	69	24066	No
66	GOM_NL__2PRFIN20061007_091722_000000332051_00465_24066_2424.N1	07-OCT-2006 09:17:22	Bright	32.500	22	32Alp Leo	1.3600	15200.	65	24066	No
67	GOM_NL__2PRFIN20061007_093349_000000462051_00465_24066_2425.N1	07-OCT-2006 09:33:49	Dark	46.000	65	Lam Vel	2.2040	4400.0	92	24066	No
68	GOM_NL__2PRFIN20061007_093704_000000412051_00465_24066_2426.N1	07-OCT-2006 09:37:04	Dark	40.500	46	Del Vel	1.9540	10600.	81	24066	No
69	GOM_NL__2PRFIN20061007_093839_000000392051_00466_24067_2416.N1	07-OCT-2006 09:38:39	Dark	38.500	41	Eps Car	1.8600	4100.0	77	24067	No
70	GOM_NL__2PRFIN20061007_095050_000000382051_00466_24067_2417.N1	07-OCT-2006 09:50:50	Dark	37.500	143	Alp Hyi	2.8570	7200.0	75	24067	No
71	GOM_NL__2PRFIN20061007_095218_000000422051_00466_24067_2418.N1	07-OCT-2006 09:52:18	Dark	41.500	9	Alp Eri	0.45300	24000.	83	24067	No
72	GOM_NL__2PRFIN20061007_095730_000000432051_00466_24067_2419.N1	07-OCT-2006 09:57:30	Straylight	43.000	84	Alp Phe	2.3970	4500.0	86	24067	No
73	GOM_NL__2PRFIN20061007_101756_000000352051_00466_24067_2420.N1	07-OCT-2006 10:17:56	Bright	35.000	93	53Bet Peg	2.5200	3100.0	70	24067	No
74	GOM_NL__2PRFIN20061007_103513_000000372051_00466_24067_2421.N1	07-OCT-2006 10:35:13	Bright	36.500	49	1Alp UMi	1.9900	6300.0	73	24067	No
75	GOM_NL__2PRFIN20061007_104319_000000362051_00466_24067_2422.N1	07-OCT-2006 10:43:19	Bright	36.000	36	50Alp UMa	1.8000	6300.0	72	24067	No
76	GOM_NL__2PRFIN20061007_104451_000000522051_00466_24067_2423.N1	07-OCT-2006 10:44:51	Bright	52.000	82	48Bet UMa	2.3650	10600.	104	24067	No
77	GOM_NL__2PRFIN20061007_104807_000000342051_00466_24067_2424.N1	07-OCT-2006 10:48:07	Bright	33.500	174	52Psi UMa	3.0040	4400.0	67	24067	No
78	GOM_NL__2PRFIN20061007_105759_000000332051_00466_24067_2425.N1	07-OCT-2006 10:57:59	Bright	32.500	22	32Alp Leo	1.3600	15200.	65	24067	No
79	GOM_NL__2PRFIN20061007_111426_000000442051_00466_24067_2426.N1	07-OCT-2006 11:14:26	Dark	44.000	65	Lam Vel	2.2040	4400.0	88	24067	No
80	GOM_NL__2PRFIN20061007_111740_000000412051_00466_24067_2427.N1	07-OCT-2006 11:17:40	Dark	41.000	46	Del Vel	1.9540	10600.	82	24067	No
81	GOM_NL__2PRFIN20061007_111915_000000442051_00467_24068_2417.N1	07-OCT-2006 11:19:15	Dark	43.500	41	Eps Car	1.8600	4100.0	87	24068	No
82	GOM_NL__2PRFIN20061007_113126_000000372051_00467_24068_2418.N1	07-OCT-2006 11:31:26	Dark	37.000	143	Alp Hyi	2.8570	7200.0	74	24068	No
83	GOM_NL__2PRFIN20061007_113254_000000402051_00467_24068_2419.N1	07-OCT-2006 11:32:54	Dark	39.500	9	Alp Eri	0.45300	24000.	79	24068	No
84	GOM_NL__2PRFIN20061007_113807_000000392051_00467_24068_2420.N1	07-OCT-2006 11:38:07	Straylight	38.500	84	Alp Phe	2.3970	4500.0	77	24068	No
85	GOM_NL__2PRFIN20061007_115832_000000362051_00467_24068_2421.N1	07-OCT-2006 11:58:32	Bright	36.000	93	53Bet Peg	2.5200	3100.0	72	24068	No
86	GOM_NL__2PRFIN20061007_121549_000000372051_00467_24068_2422.N1	07-OCT-2006 12:15:49	Bright	36.500	49	1Alp UMi	1.9900	6300.0	73	24068	No
87	GOM_NL__2PRFIN20061007_122355_000000332051_00467_24068_2423.N1	07-OCT-2006 12:23:55	Bright	33.000	36	50Alp UMa	1.8000	6300.0	66	24068	No
88	GOM_NL__2PRFIN20061007_122526_000000352051_00467_24068_2424.N1	07-OCT-2006 12:25:26	Bright	35.000	82	48Bet UMa	2.3650	10600.	70	24068	No
89	GOM_NL__2PRFIN20061007_122843_000000362051_00467_24068_2425.N1	07-OCT-2006 12:28:43	Bright	35.500	174	52Psi UMa	3.0040	4400.0	71	24068	No
90	GOM_NL__2PRFIN20061007_123835_000000352051_00467_24068_2426.N1	07-OCT-2006 12:38:35	Bright	34.500	22	32Alp Leo	1.3600	15200.	69	24068	No
91	GOM_NL__2PRFIN20061007_125502_000000492051_00467_24068_2427.N1	07-OCT-2006 12:55:02	Dark	48.500	65	Lam Vel	2.2040	4400.0	97	24068	No
92	GOM_NL__2PRFIN20061007_125817_000000432051_00467_24068_2428.N1	07-OCT-2006 12:58:17	Dark	43.000	46	Del Vel	1.9540	10600.	86	24068	No
93	GOM_NL__2PRFIN20061007_125952_000000392051_00468_24069_2418.N1	07-OCT-2006 12:59:52	Dark	38.500	41	Eps Car	1.8600	4100.0	77	24069	No
94	GOM_NL__2PRFIN20061007_131203_000000372051_00468_24069_2419.N1	07-OCT-2006 13:12:03	Dark	37.000	143	Alp Hyi	2.8570	7200.0	74	24069	No
95	GOM_NL__2PRFIN20061007_131330_000000402051_00468_24069_2420.N1	07-OCT-2006 13:13:30	Dark	40.000	9	Alp Eri	0.45300	24000.	80	24069	No
96	GOM_NL__2PRFIN20061007_131842_000000432051_00468_24069_2421.N1	07-OCT-2006 13:18:42	Straylight	42.500	84	Alp Phe	2.3970	4500.0	85	24069	No
97	GOM_NL__2PRFIN20061007_133908_000000362051_00468_24069_2422.N1	07-OCT-2006 13:39:08	Bright	35.500	93	53Bet Peg	2.5200	3100.0	71	24069	No
98	GOM_NL__2PRFIN20061007_135625_000000342051_00468_24069_2423.N1	07-OCT-2006 13:56:25	Bright	33.500	49	1Alp UMi	1.9900	6300.0	67	24069	No
99	GOM_NL__2PRFIN20061007_140431_000000382051_00468_24069_2424.N1	07-OCT-2006 14:04:31	Bright	37.500	36	50Alp UMa	1.8000	6300.0	75	24069	No
100	GOM_NL__2PRFIN20061007_140602_000000362051_00468_24069_2425.N1	07-OCT-2006 14:06:02	Bright	35.500	82	48Bet UMa	2.3650	10600.	71	24069	No
101	GOM_NL__2PRFIN20061007_140920_000000342051_00468_24069_2426.N1	07-OCT-2006 14:09:20	Bright	33.500	174	52Psi UMa	3.0040	4400.0	67	24069	No

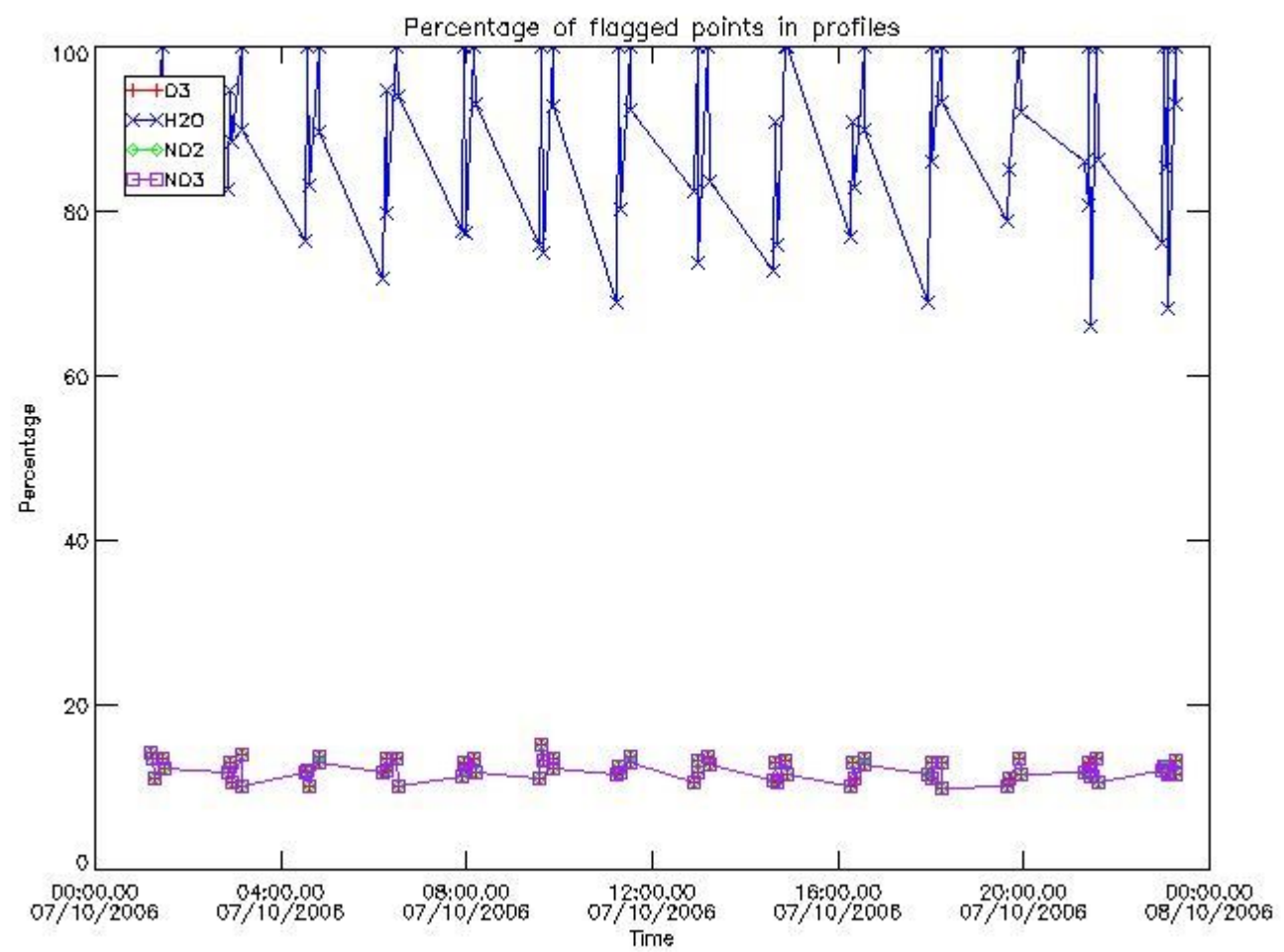
102	GOM_NL__2PRFIN20061007_141911_000000382051_00468_24069_2427.N1	07-OCT-2006 14:19:11	Bright	38.000	22	32Alp Leo	1.3600	15200.	76	24069	No
103	GOM_NL__2PRFIN20061007_143538_000000472051_00468_24069_2428.N1	07-OCT-2006 14:35:38	Dark	46.500	65	Lam Vel	2.2040	4400.0	93	24069	No
104	GOM_NL__2PRFIN20061007_143853_000000392051_00468_24069_2429.N1	07-OCT-2006 14:38:53	Dark	39.000	46	Del Vel	1.9540	10600.	78	24069	No
105	GOM_NL__2PRFIN20061007_144028_000000482051_00469_24070_2419.N1	07-OCT-2006 14:40:28	Dark	48.000	41	Eps Car	1.8600	4100.0	96	24070	No
106	GOM_NL__2PRFIN20061007_145239_000000392051_00469_24070_2420.N1	07-OCT-2006 14:52:39	Dark	38.500	143	Alp Hyi	2.8570	7200.0	77	24070	No
107	GOM_NL__2PRFIN20061007_145406_000000452051_00469_24070_2421.N1	07-OCT-2006 14:54:06	Dark	44.500	9	Alp Eri	0.45300	24000.	89	24070	No
108	GOM_NL__2PRFIN20061007_145919_000000422051_00469_24070_2422.N1	07-OCT-2006 14:59:19	Straylight	41.500	84	Alp Phe	2.3970	4500.0	83	24070	No
109	GOM_NL__2PRFIN20061007_151944_000000362051_00469_24070_2423.N1	07-OCT-2006 15:19:44	Bright	36.000	93	53Bet Peg	2.5200	3100.0	72	24070	No
110	GOM_NL__2PRFIN20061007_153701_000000362051_00469_24070_2424.N1	07-OCT-2006 15:37:01	Bright	35.500	49	1Alp UMi	1.9900	6300.0	71	24070	No
111	GOM_NL__2PRFIN20061007_154507_000000362051_00469_24070_2425.N1	07-OCT-2006 15:45:07	Bright	35.500	36	50Alp UMa	1.8000	6300.0	71	24070	No
112	GOM_NL__2PRFIN20061007_154639_000000352051_00469_24070_2426.N1	07-OCT-2006 15:46:39	Bright	34.500	82	48Bet UMa	2.3650	10600.	69	24070	No
113	GOM_NL__2PRFIN20061007_154956_000000362051_00469_24070_2427.N1	07-OCT-2006 15:49:56	Bright	35.500	174	52Psi UMa	3.0040	4400.0	71	24070	No
114	GOM_NL__2PRFIN20061007_155947_000000372051_00469_24070_2428.N1	07-OCT-2006 15:59:47	Bright	37.000	22	32Alp Leo	1.3600	15200.	74	24070	No
115	GOM_NL__2PRFIN20061007_161615_000000502051_00469_24070_2429.N1	07-OCT-2006 16:16:15	Dark	50.000	65	Lam Vel	2.2040	4400.0	100	24070	No
116	GOM_NL__2PRFIN20061007_161929_000000392051_00469_24070_2430.N1	07-OCT-2006 16:19:29	Dark	39.000	46	Del Vel	1.9540	10600.	78	24070	No
117	GOM_NL__2PRFIN20061007_162104_000000502051_00470_24071_2420.N1	07-OCT-2006 16:21:04	Dark	50.000	41	Eps Car	1.8600	4100.0	100	24071	No
118	GOM_NL__2PRFIN20061007_163315_000000382051_00470_24071_2421.N1	07-OCT-2006 16:33:15	Dark	38.000	143	Alp Hyi	2.8570	7200.0	76	24071	No
119	GOM_NL__2PRFIN20061007_163443_000000402051_00470_24071_2422.N1	07-OCT-2006 16:34:43	Dark	40.000	9	Alp Eri	0.45300	24000.	80	24071	No
120	GOM_NL__2PRFIN20061007_163955_000000482051_00470_24071_2423.N1	07-OCT-2006 16:39:55	Straylight	48.000	84	Alp Phe	2.3970	4500.0	96	24071	No
121	GOM_NL__2PRFIN20061007_170020_000000362051_00470_24071_2424.N1	07-OCT-2006 17:00:20	Bright	36.000	93	53Bet Peg	2.5200	3100.0	72	24071	No
122	GOM_NL__2PRFIN20061007_171737_000000352051_00470_24071_2425.N1	07-OCT-2006 17:17:37	Bright	35.000	49	1Alp UMi	1.9900	6300.0	70	24071	No
123	GOM_NL__2PRFIN20061007_172543_000000342051_00470_24071_2426.N1	07-OCT-2006 17:25:43	Bright	34.000	36	50Alp UMa	1.8000	6300.0	68	24071	No
124	GOM_NL__2PRFIN20061007_172715_000000362051_00470_24071_2427.N1	07-OCT-2006 17:27:15	Bright	35.500	82	48Bet UMa	2.3650	10600.	71	24071	No
125	GOM_NL__2PRFIN20061007_173032_000000342051_00470_24071_2428.N1	07-OCT-2006 17:30:32	Bright	33.500	174	52Psi UMa	3.0040	4400.0	67	24071	No
126	GOM_NL__2PRFIN20061007_174023_000000372051_00470_24071_2429.N1	07-OCT-2006 17:40:23	Bright	36.500	22	32Alp Leo	1.3600	15200.	73	24071	No
127	GOM_NL__2PRFIN20061007_175651_000000442051_00470_24071_2430.N1	07-OCT-2006 17:56:51	Dark	44.000	65	Lam Vel	2.2040	4400.0	88	24071	No
128	GOM_NL__2PRFIN20061007_180006_000000462051_00470_24071_2431.N1	07-OCT-2006 18:00:06	Dark	45.500	46	Del Vel	1.9540	10600.	91	24071	No
129	GOM_NL__2PRFIN20061007_180141_000000402051_00471_24072_2441.N1	07-OCT-2006 18:01:41	Dark	39.500	41	Eps Car	1.8600	4100.0	79	24072	No
130	GOM_NL__2PRFIN20061007_181351_000000392051_00471_24072_2442.N1	07-OCT-2006 18:13:51	Dark	39.000	143	Alp Hyi	2.8570	7200.0	78	24072	No
131	GOM_NL__2PRFIN20061007_181519_000000522051_00471_24072_2443.N1	07-OCT-2006 18:15:19	Dark	51.500	9	Alp Eri	0.45300	24000.	103	24072	No
132	GOM_NL__2PRFIN20061007_182031_000000432051_00471_24072_2444.N1	07-OCT-2006 18:20:31	Straylight	43.000	84	Alp Phe	2.3970	4500.0	86	24072	No
133	GOM_NL__2PRFIN20061007_184056_000000392051_00471_24072_2445.N1	07-OCT-2006 18:40:56	Bright	38.500	93	53Bet Peg	2.5200	3100.0	77	24072	No
134	GOM_NL__2PRFIN20061007_185813_000000372051_00471_24072_2446.N1	07-OCT-2006 18:58:13	Bright	36.500	49	1Alp UMi	1.9900	6300.0	73	24072	No
135	GOM_NL__2PRFIN20061007_190619_000000342051_00471_24072_2447.N1	07-OCT-2006 19:06:19	Bright	34.000	36	50Alp UMa	1.8000	6300.0	68	24072	No
136	GOM_NL__2PRFIN20061007_190751_000000342051_00471_24072_2448.N1	07-OCT-2006 19:07:51	Bright	34.000	82	48Bet UMa	2.3650	10600.	68	24072	No
137	GOM_NL__2PRFIN20061007_191108_000000362051_00471_24072_2449.N1	07-OCT-2006 19:11:08	Bright	35.500	174	52Psi UMa	3.0040	4400.0	71	24072	No
138	GOM_NL__2PRFIN20061007_192100_000000542051_00471_24072_2450.N1	07-OCT-2006 19:21:00	Bright	54.000	22	32Alp Leo	1.3600	15200.	108	24072	No
139	GOM_NL__2PRFIN20061007_193728_000000502051_00471_24072_2451.N1	07-OCT-2006 19:37:28	Dark	50.000	65	Lam Vel	2.2040	4400.0	100	24072	No
140	GOM_NL__2PRFIN20061007_194217_000000512051_00472_24073_2442.N1	07-OCT-2006 19:42:17	Dark	51.000	41	Eps Car	1.8600	4100.0	102	24073	No
141	GOM_NL__2PRFIN20061007_195428_000000382051_00472_24073_2443.N1	07-OCT-2006 19:54:28	Dark	38.000	143	Alp Hyi	2.8570	7200.0	76	24073	No
142	GOM_NL__2PRFIN20061007_195555_000000442051_00472_24073_2444.N1	07-OCT-2006 19:55:55	Dark	43.500	9	Alp Eri	0.45300	24000.	87	24073	No
143	GOM_NL__2PRFIN20061007_200107_000000442051_00472_24073_2445.N1	07-OCT-2006 20:01:07	Straylight	43.500	84	Alp Phe	2.3970	4500.0	87	24073	No
144	GOM_NL__2PRFIN20061007_202132_000000362051_00472_24073_2446.N1	07-OCT-2006 20:21:32	Bright	35.500	93	53Bet Peg	2.5200	3100.0	71	24073	No
145	GOM_NL__2PRFIN20061007_203849_000000362051_00472_24073_2447.N1	07-OCT-2006 20:38:49	Bright	35.500	49	1Alp UMi	1.9900	6300.0	71	24073	No
146	GOM_NL__2PRFIN20061007_204655_000000382051_00472_24073_2448.N1	07-OCT-2006 20:46:55	Bright	37.500	36	50Alp UMa	1.8000	6300.0	75	24073	No
147	GOM_NL__2PRFIN20061007_204827_000000362051_00472_24073_2449.N1	07-OCT-2006 20:48:27	Bright	35.500	82	48Bet UMa	2.3650	10600.	71	24073	No
148	GOM_NL__2PRFIN20061007_205144_000000352051_00472_24073_2450.N1	07-OCT-2006 20:51:44	Bright	34.500	174	52Psi UMa	3.0040	4400.0	69	24073	No
149	GOM_NL__2PRFIN20061007_210136_000000342051_00472_24073_2451.N1	07-OCT-2006 21:01:36	Bright	34.000	22	32Alp Leo	1.3600	15200.	68	24073	No
150	GOM_NL__2PRFIN20061007_211804_000000442051_00472_24073_2452.N1	07-OCT-2006 21:18:04	Dark	43.500	65	Lam Vel	2.2040	4400.0	87	24073	No
151	GOM_NL__2PRFIN20061007_212253_000000402051_00473_24074_2443.N1	07-OCT-2006 21:22:53	Dark	39.500	41	Eps Car	1.8600	4100.0	79	24074	No
152	GOM_NL__2PRFIN20061007_212458_000000422051_00473_24074_2444.N1	07-OCT-2006 21:24:58	Dark	42.000	161	Tau Pup	2.9310	4500.0	84	24074	No
153	GOM_NL__2PRFIN20061007_212622_000000492051_00473_24074_2445.N1	07-OCT-2006 21:26:22	Dark	49.000	2	Alp Car	-0.73600	7000.0	98	24074	No
154	GOM_NL__2PRFIN20061007_213504_000000382051_00473_24074_2446.N1	07-OCT-2006 21:35:04	Dark	38.000	143	Alp Hyi	2.8570	7200.0	76	24074	No
155	GOM_NL__2PRFIN20061007_213631_000000482051_00473_24074_2447.N1	07-OCT-2006 21:36:31	Dark	47.500	9	Alp Eri	0.45300	24000.	95	24074	No
156	GOM_NL__2PRFIN20061007_214143_000000412051_00473_24074_2448.N1	07-OCT-2006 21:41:43	Straylight	41.000	84	Alp Phe	2.3970	4500.0	82	24074	No
157	GOM_NL__2PRFIN20061007_214828_000000472051_00473_24074_2449.N1	07-OCT-2006 21:48:28	Straylight	46.500	52	16Bet Cet	2.0370	4500.0	93	24074	No
158	GOM_NL__2PRFIN20061007_215828_000000382051_00473_24074_2450.N1	07-OCT-2006 21:58:28	Bright	37.500	140	88Gam Peg	2.8340	26000.	75	24074	No
159	GOM_NL__2PRFIN20061007_220208_000000372051_00473_24074_2451.N1	07-OCT-2006 22:02:08	Bright	37.000	93	53Bet Peg	2.5200	3100.0	74	24074	No
160	GOM_NL__2PRFIN20061007_221051_000000392051_00473_24074_2452.N1	07-OCT-2006 22:10:51	Bright	38.500	68	18Alp Cas	2.2250	4500.0	77	24074	No

161	GOM_NL__2PRFIN20061007_221215_000000382051_00473_24074_2453.N1	07-OCT-2006 22:12:15	Bright	38.000	76	27Gam Cas	2.3000	30000.	76	24074	No
162	GOM_NL__2PRFIN20061007_221924_000000372051_00473_24074_2454.N1	07-OCT-2006 22:19:24	Bright	36.500	49	1Alp UMi	1.9900	6300.0	73	24074	No
163	GOM_NL__2PRFIN20061007_222731_000000382051_00473_24074_2455.N1	07-OCT-2006 22:27:31	Bright	37.500	36	50Alp UMa	1.8000	6300.0	75	24074	No
164	GOM_NL__2PRFIN20061007_222903_000000372051_00473_24074_2456.N1	07-OCT-2006 22:29:03	Bright	37.000	82	48Bet UMa	2.3650	10600.	74	24074	No
165	GOM_NL__2PRFIN20061007_223220_000000352051_00473_24074_2457.N1	07-OCT-2006 22:32:20	Bright	34.500	174	52Psi UMa	3.0040	4400.0	69	24074	No
166	GOM_NL__2PRFIN20061007_223905_000000382051_00473_24074_2458.N1	07-OCT-2006 22:39:05	Bright	37.500	166	17Eps Leo	2.9800	6000.0	75	24074	No
167	GOM_NL__2PRFIN20061007_224212_000000342051_00473_24074_2459.N1	07-OCT-2006 22:42:12	Bright	34.000	22	32Alp Leo	1.3600	15200.	68	24074	No
168	GOM_NL__2PRFIN20061007_224902_000000472051_00473_24074_2460.N1	07-OCT-2006 22:49:02	Twilight	46.500	48	30Alp Hya	1.9770	4100.0	93	24074	No
169	GOM_NL__2PRFIN20061007_225840_000000432051_00473_24074_2461.N1	07-OCT-2006 22:58:40	Dark	42.500	65	Lam Vel	2.2040	4400.0	85	24074	No
170	GOM_NL__2PRFIN20061007_230132_000000412051_00473_24074_2462.N1	07-OCT-2006 23:01:32	Dark	41.000	34	Gam2Vel	1.7930	23000.	82	24074	No
171	GOM_NL__2PRFIN20061007_230330_000000412051_00474_24075_2444.N1	07-OCT-2006 23:03:30	Dark	41.000	41	Eps Car	1.8600	4100.0	82	24075	No
172	GOM_NL__2PRFIN20061007_230535_000000432051_00474_24075_2445.N1	07-OCT-2006 23:05:35	Dark	43.000	161	Tau Pup	2.9310	4500.0	86	24075	No
173	GOM_NL__2PRFIN20061007_230658_000000452051_00474_24075_2446.N1	07-OCT-2006 23:06:58	Dark	44.500	2	Alp Car	-0.73600	7000.0	89	24075	No
174	GOM_NL__2PRFIN20061007_231540_000000392051_00474_24075_2447.N1	07-OCT-2006 23:15:40	Dark	38.500	143	Alp Hyi	2.8570	7200.0	77	24075	No
175	GOM_NL__2PRFIN20061007_231708_000000442051_00474_24075_2448.N1	07-OCT-2006 23:17:08	Dark	44.000	9	Alp Eri	0.45300	24000.	88	24075	No
176	GOM_NL__2PRFIN20061007_232220_000000402051_00474_24075_2449.N1	07-OCT-2006 23:22:20	Straylight	39.500	84	Alp Phe	2.3970	4500.0	79	24075	No
177	GOM_NL__2PRFIN20061007_232904_000000472051_00474_24075_2450.N1	07-OCT-2006 23:29:04	Straylight	46.500	52	16Bet Cet	2.0370	4500.0	93	24075	No
178	GOM_NL__2PRFIN20061007_233904_000000372051_00474_24075_2451.N1	07-OCT-2006 23:39:04	Bright	37.000	140	88Gam Peg	2.8340	26000.	74	24075	No
179	GOM_NL__2PRFIN20061007_234244_000000392051_00474_24075_2452.N1	07-OCT-2006 23:42:44	Bright	39.000	93	53Bet Peg	2.5200	3100.0	78	24075	No
180	GOM_NL__2PRFIN20061007_235126_000000392051_00474_24075_2453.N1	07-OCT-2006 23:51:26	Bright	38.500	68	18Alp Cas	2.2250	4500.0	77	24075	No
181	GOM_NL__2PRFIN20061007_235251_000000382051_00474_24075_2454.N1	07-OCT-2006 23:52:51	Bright	38.000	76	27Gam Cas	2.3000	30000.	76	24075	No

3. Quality information per product

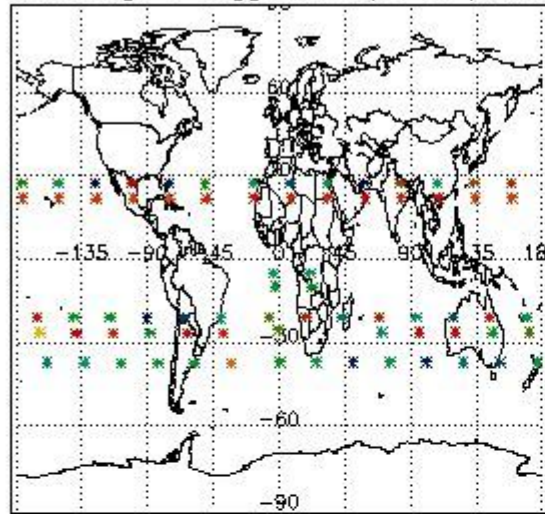
In this section it is plotted some information contained in the Quality Summary data set of the level 2 products. Only products in dark limb conditions and without errors (error flag in the MPH set to "0") are used.

3.1 Plot quality information per product (time dependant)

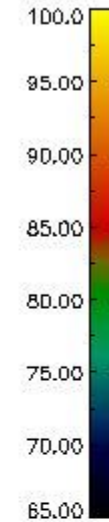
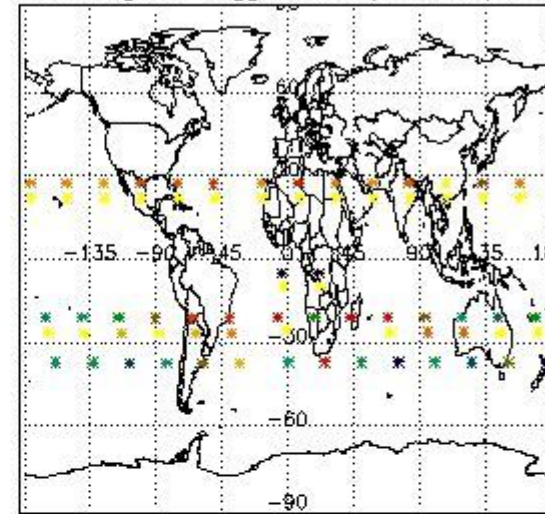


3.2 Plot quality information per product (world map)

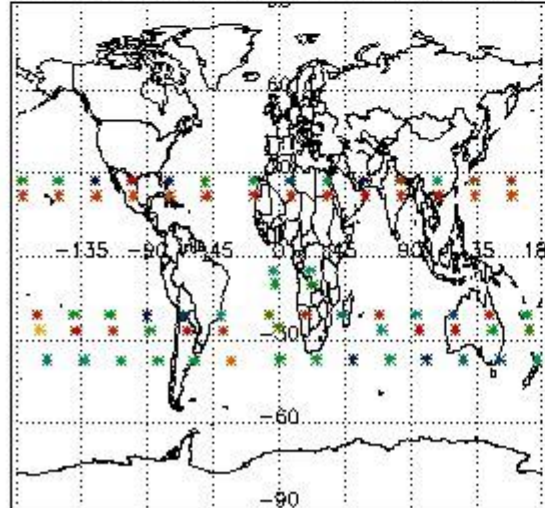
Percentage of flagged data per O3 profile



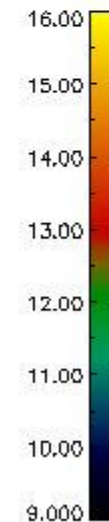
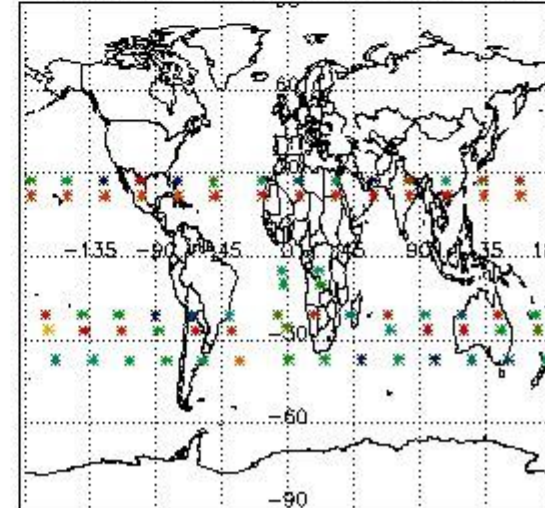
Percentage of flagged data per H2O profile



Percentage of flagged data per NO2 profile



Percentage of flagged data per NO3 profile

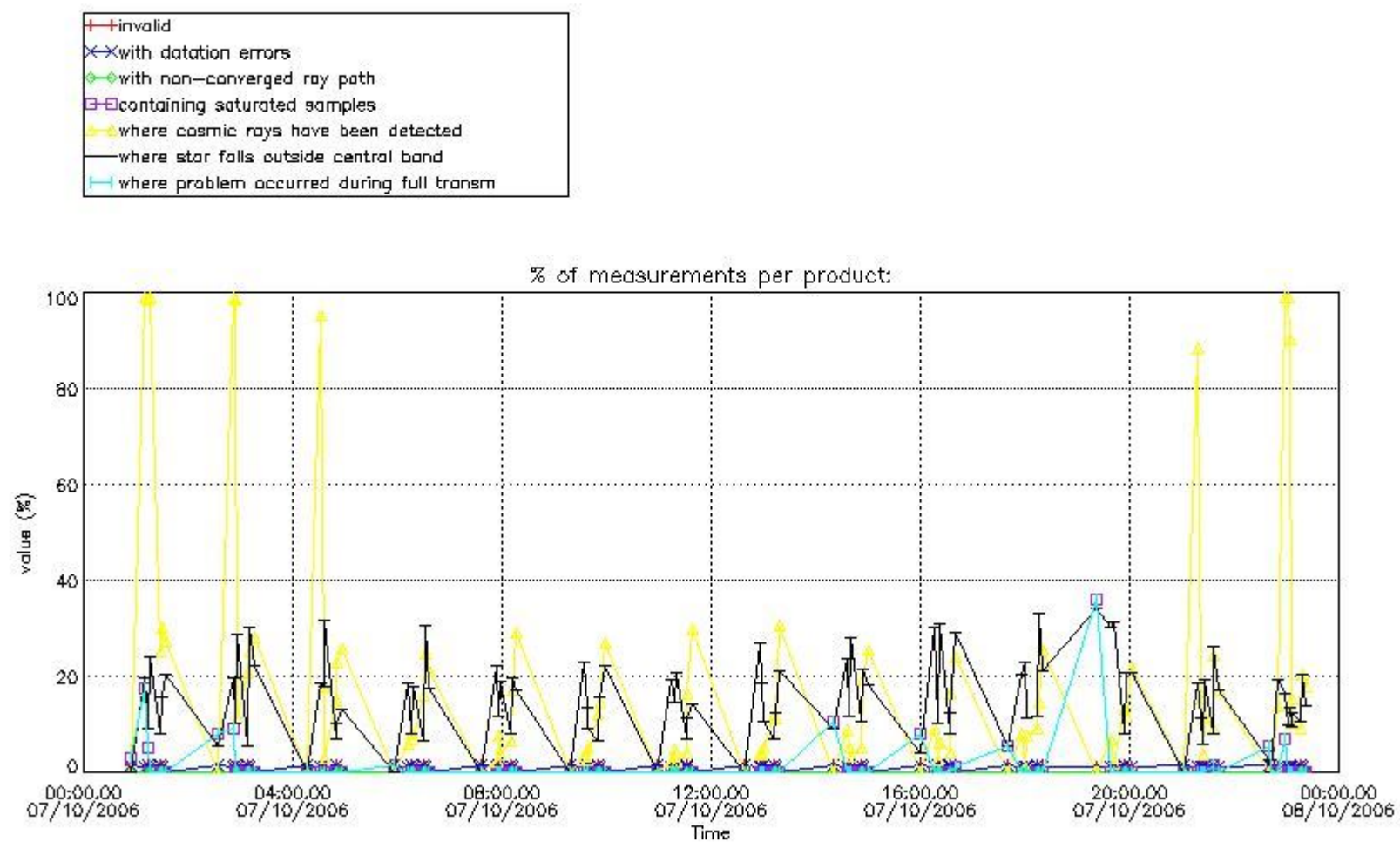


4. Level 1 quality information per product

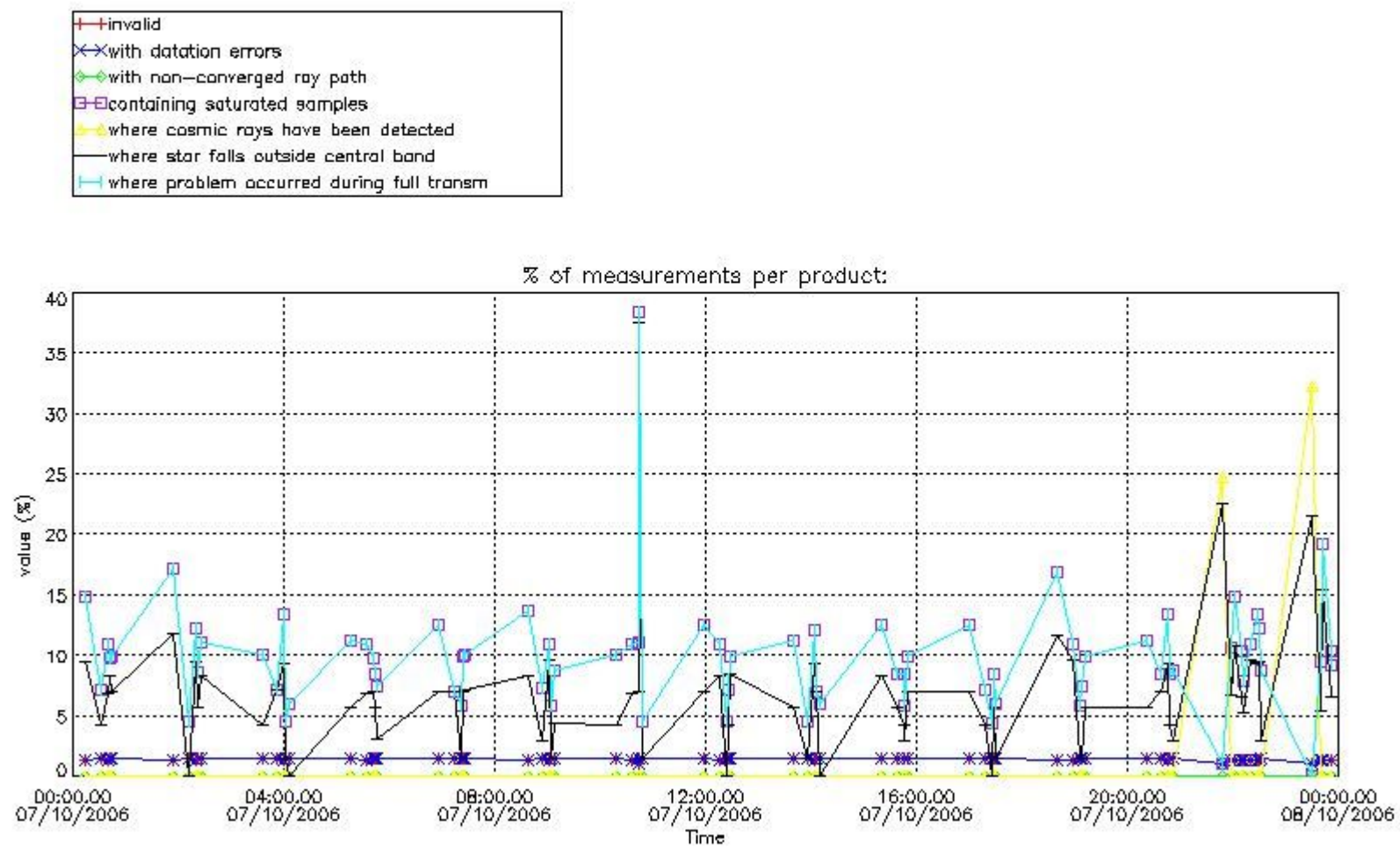
In this section it is plotted some information contained in the Quality Summary data set of the level 2 products that comes from the level 1b processing. Products without errors (error flag in the MPH set to "0") are used.

4.1 Plot quality information per product (time dependant) coming from level 1b processing

4.1.1 Plot level 1 quality information per product (time dependant): ENVISAT ASCENDING passes



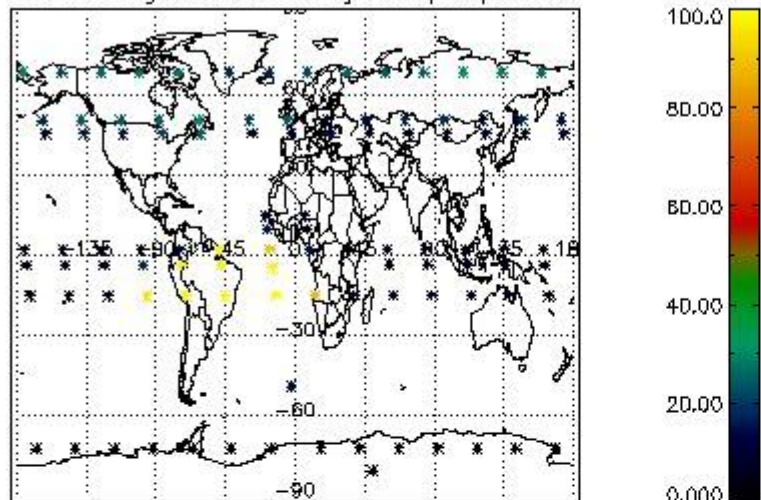
4.1.2 Plot level 1 quality information per product (time dependant): ENVI SAT DESCENDING passes



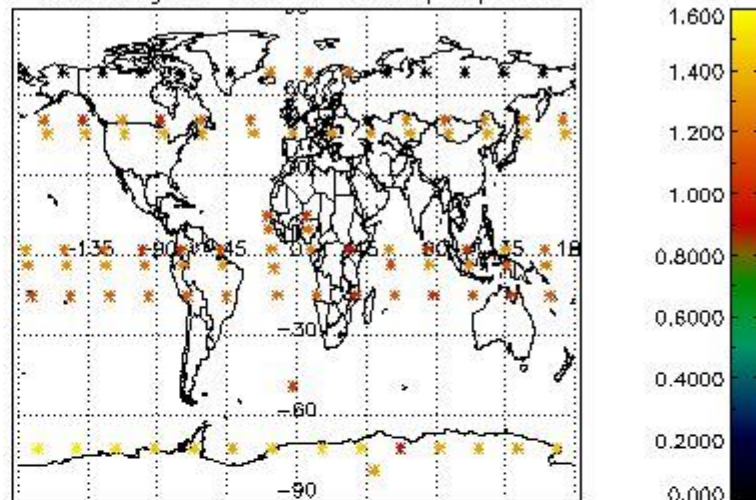
4.2 Plot quality information per product coming from level 1b processing (world map)

4.2.1 Plot level 1 quality information per product (world map): ENVISAT ASCENDING passes

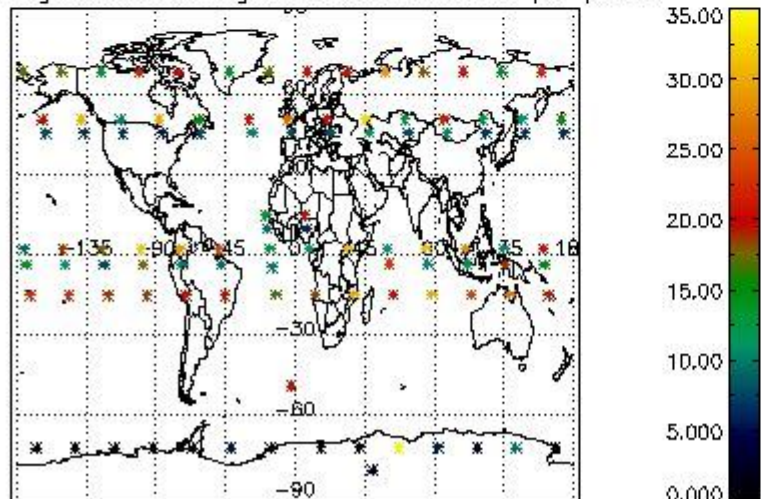
Percentage of cosmic ray hits per profile



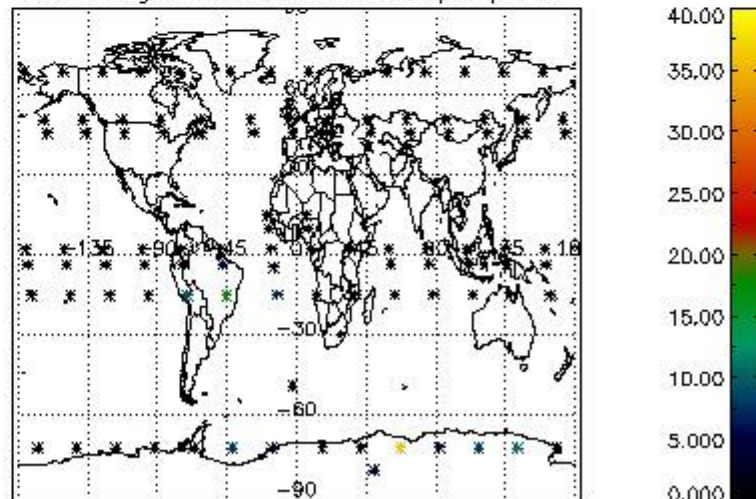
Percentage of datation errors per profile



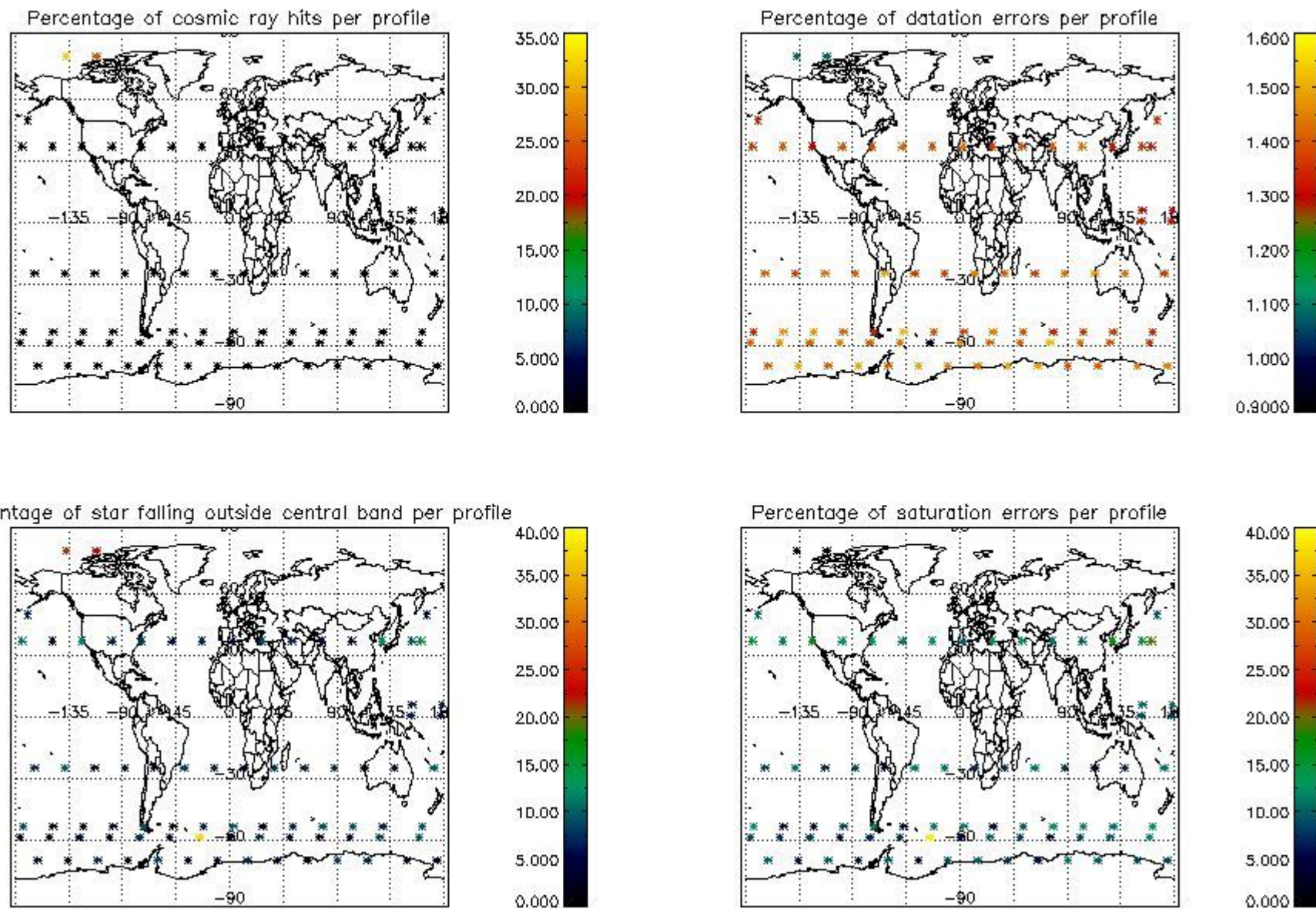
Percentage of star falling outside central band per profile



Percentage of saturation errors per profile



4.2.2 Plot level 1 quality information per product (world map): ENVISAT DESCENDING passes



5. Trace gas profiles

5.1 Ozone statistics based on quality of products

The final quality of the products can be "measured" using the STD (Standard Deviation) attached to every point profile. This information is written to the parameter GOM_NL__2P/NL_LOCAL_SPECIES_DENSITY/o3_std of the level 2 products. The table below shows the statistics for given STD ranges.

The statistics are given with respect to the overall valid production:

- Products without fatal errors: GOM_NL__2P/MPH/PRODUCT_ERR=0
- Valid point profile: GOM_NL__2P/NL_LOCAL_SPECIES_DENSITY/pcd(0)=0

The 'Criteria' is applied to valid points of dark limb products:

- Products in dark limb illumination condition: GOM_NL__2P/NL_SUMMARY_QUALITY/obs_ill_cond=0
- Products without fatal errors: GOM_NL__2P/MPH/PRODUCT_ERR=0
- Valid point profile: GOM_NL__2P/NL_LOCAL_SPECIES_DENSITY/pcd(0)=0

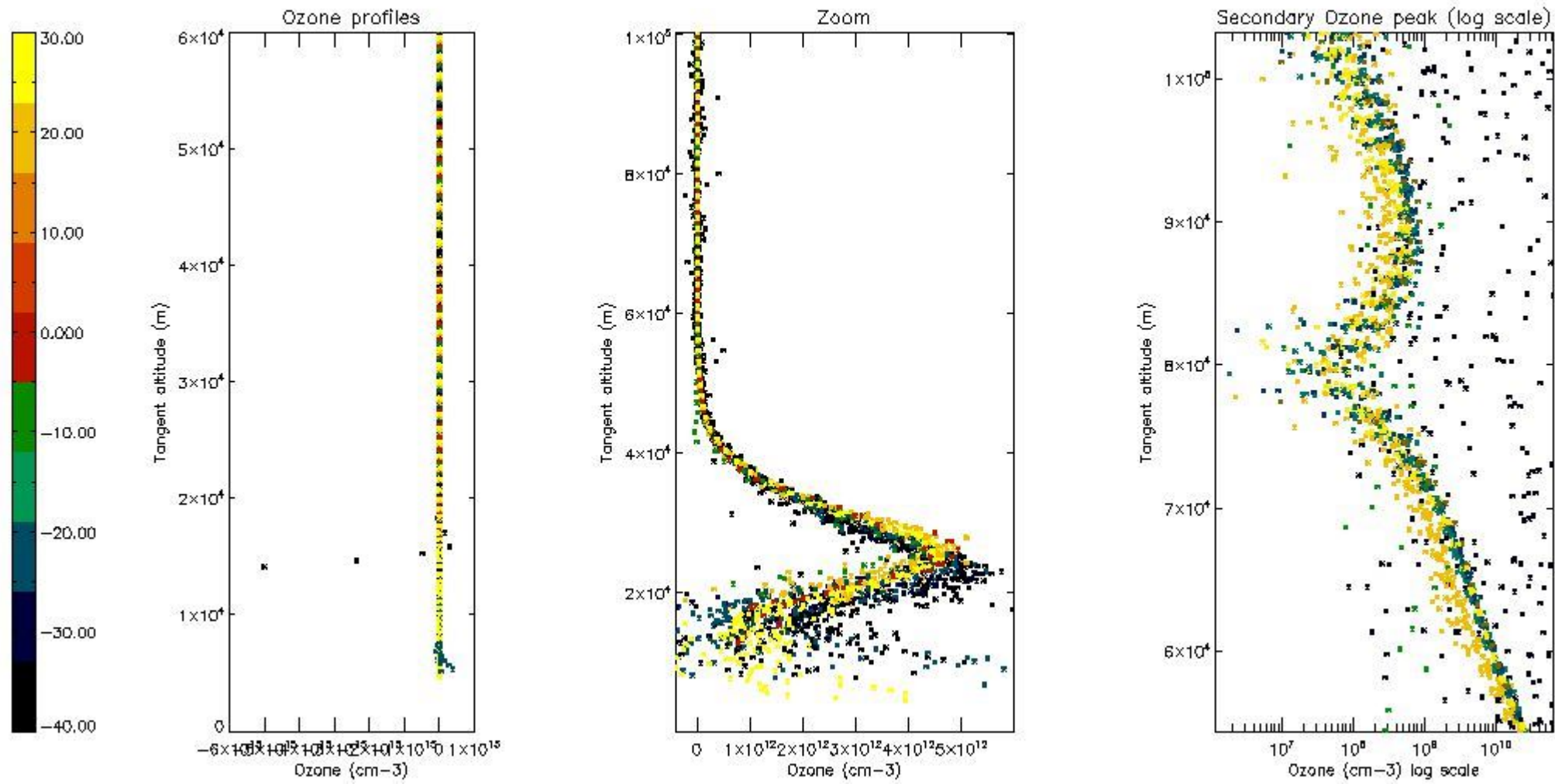
So, the table below shows the percentage of dark limb and valid observations for each criteria with respect to the overall valid daily observations.

Criteria	% of total production
All STD	45
STD < 20	23

STD < 10	17
STD < 5	8

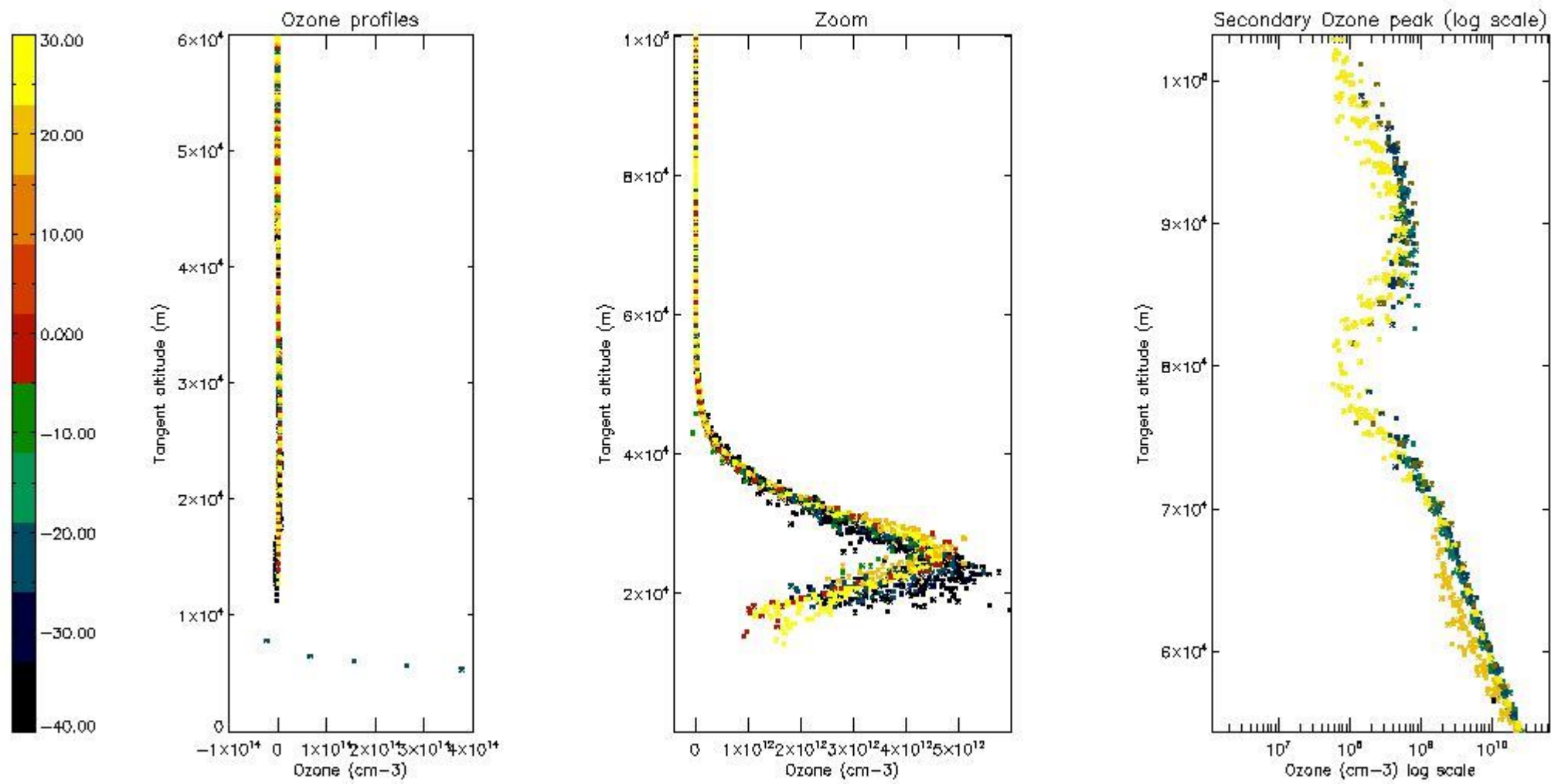
5.2 Plot ozone profiles for all STD (dark without errors)

The colorbar represents the latitude.



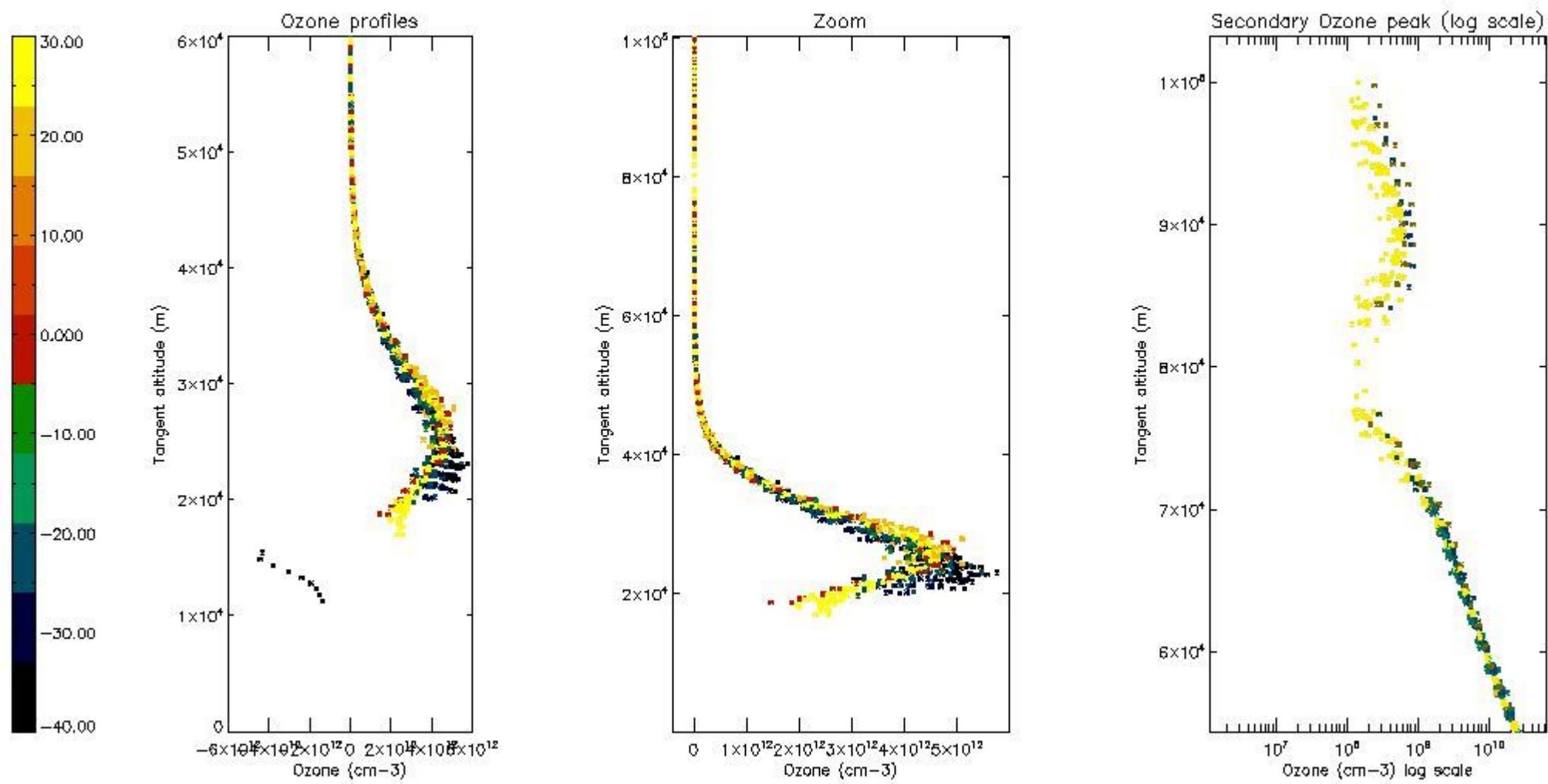
5.3 Plot ozone profiles where STD < 20% (dark without errors)

The colorbar represents the latitude.



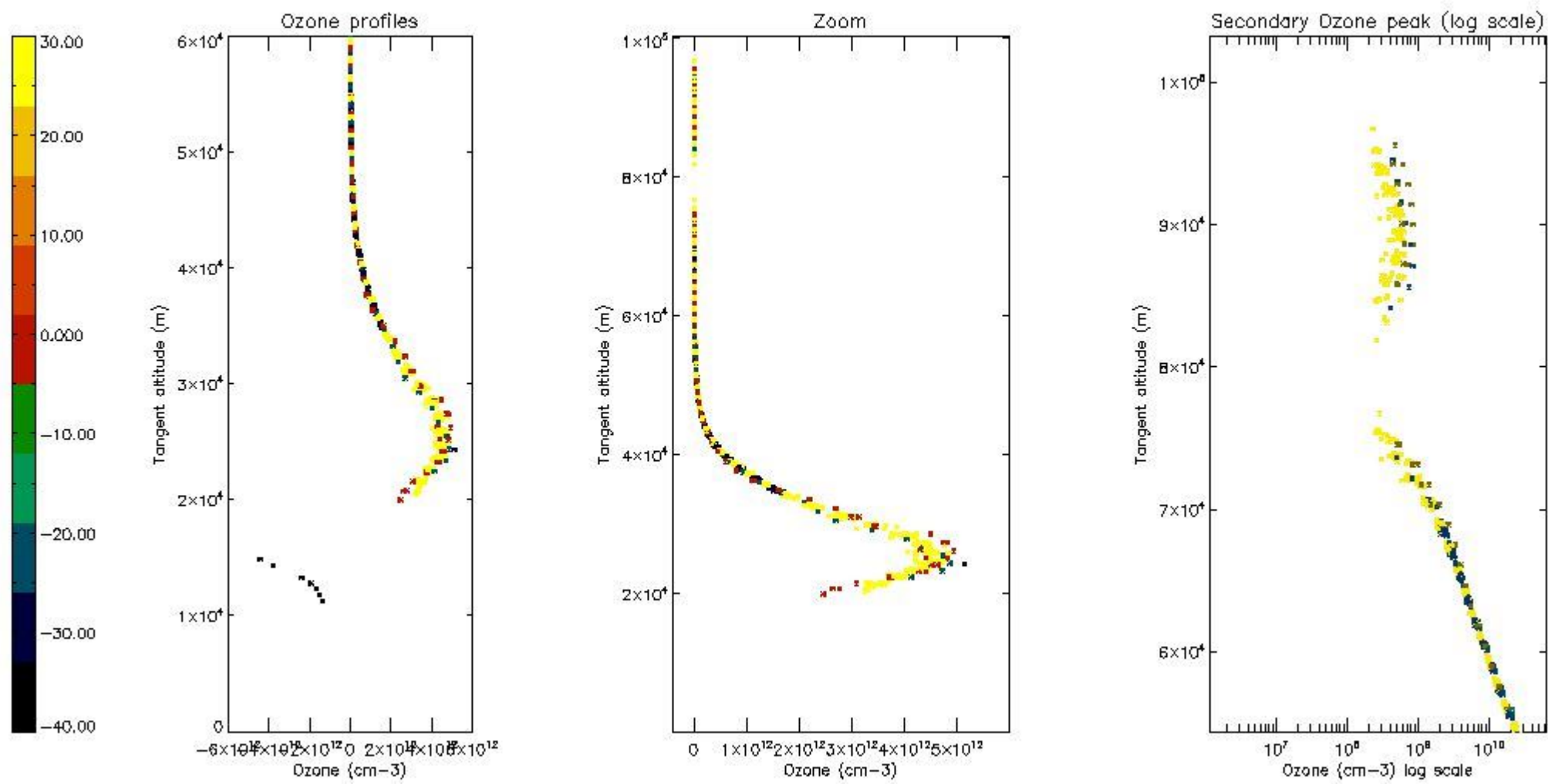
5.4 Plot ozone profiles where STD < 10% (dark without errors)

The colorbar represents the latitude.



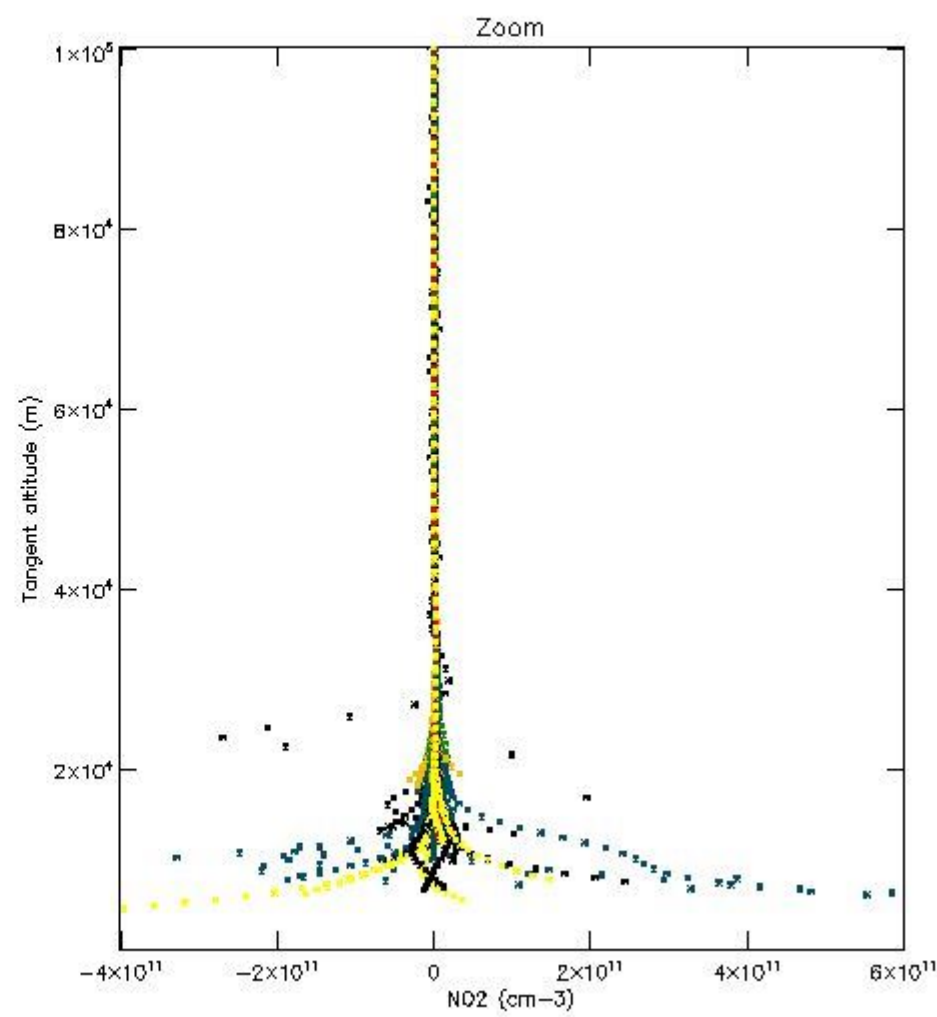
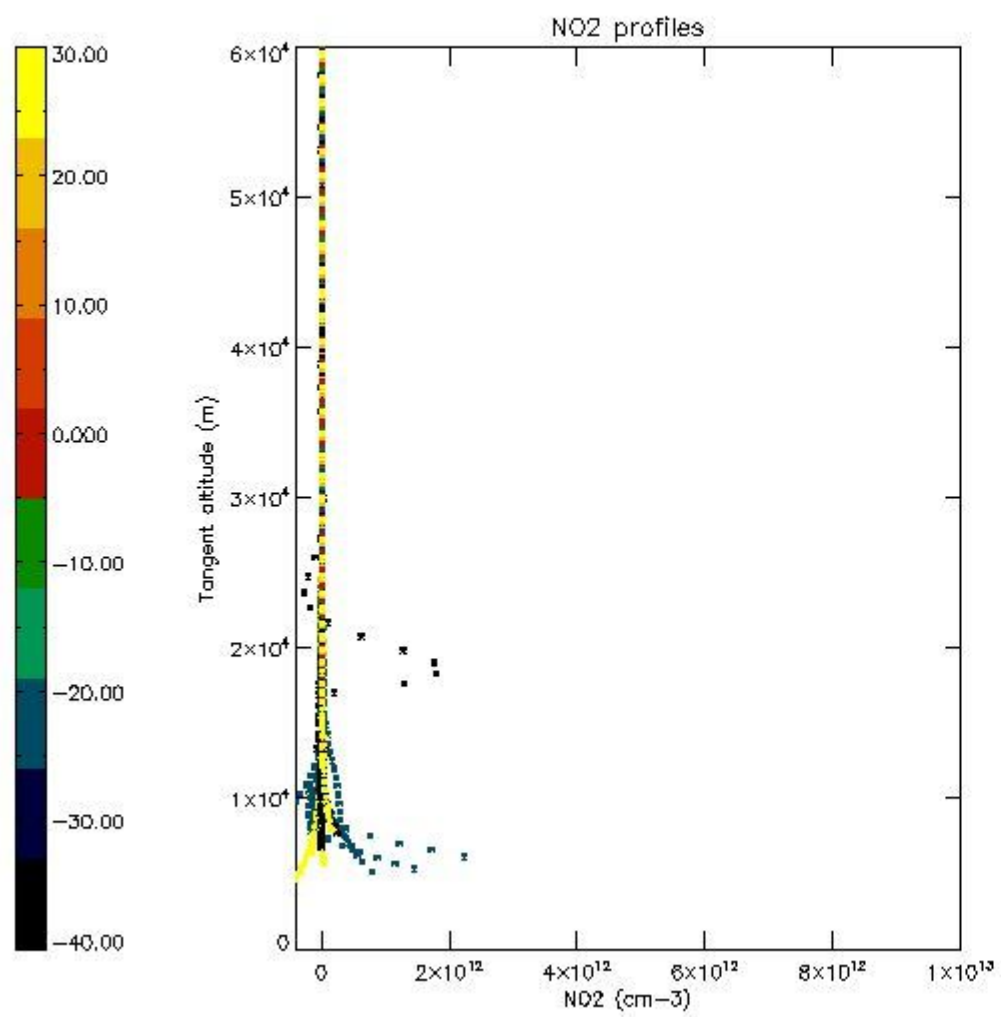
5.5 Plot ozone profiles where STD < 5% (dark without errors)

The colorbar represents the latitude.



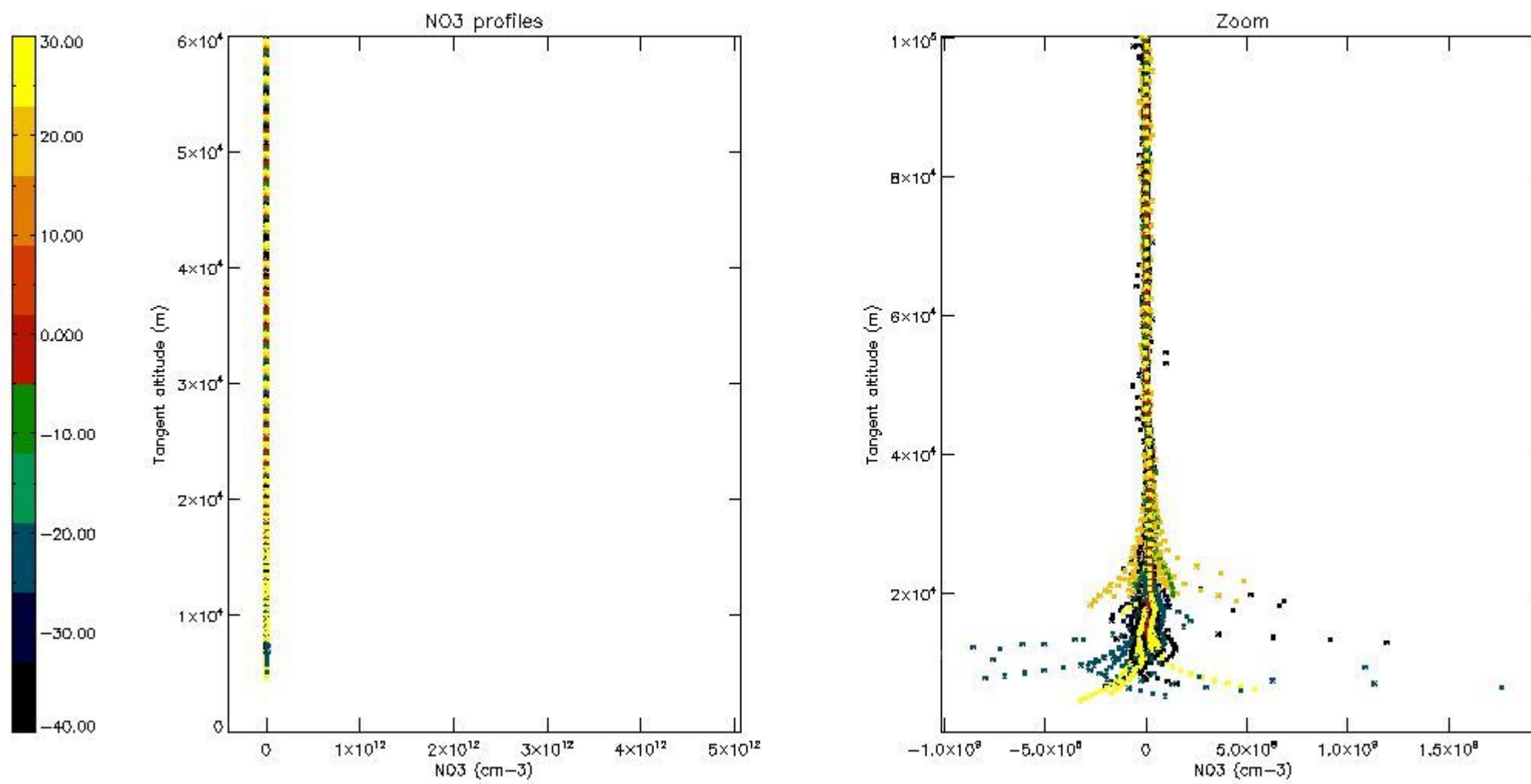
5.6 Plot NO₂ profiles for all STD (dark without errors)

The colorbar represents the latitude.



5.7 Plot NO3 profiles for all STD (dark without errors)

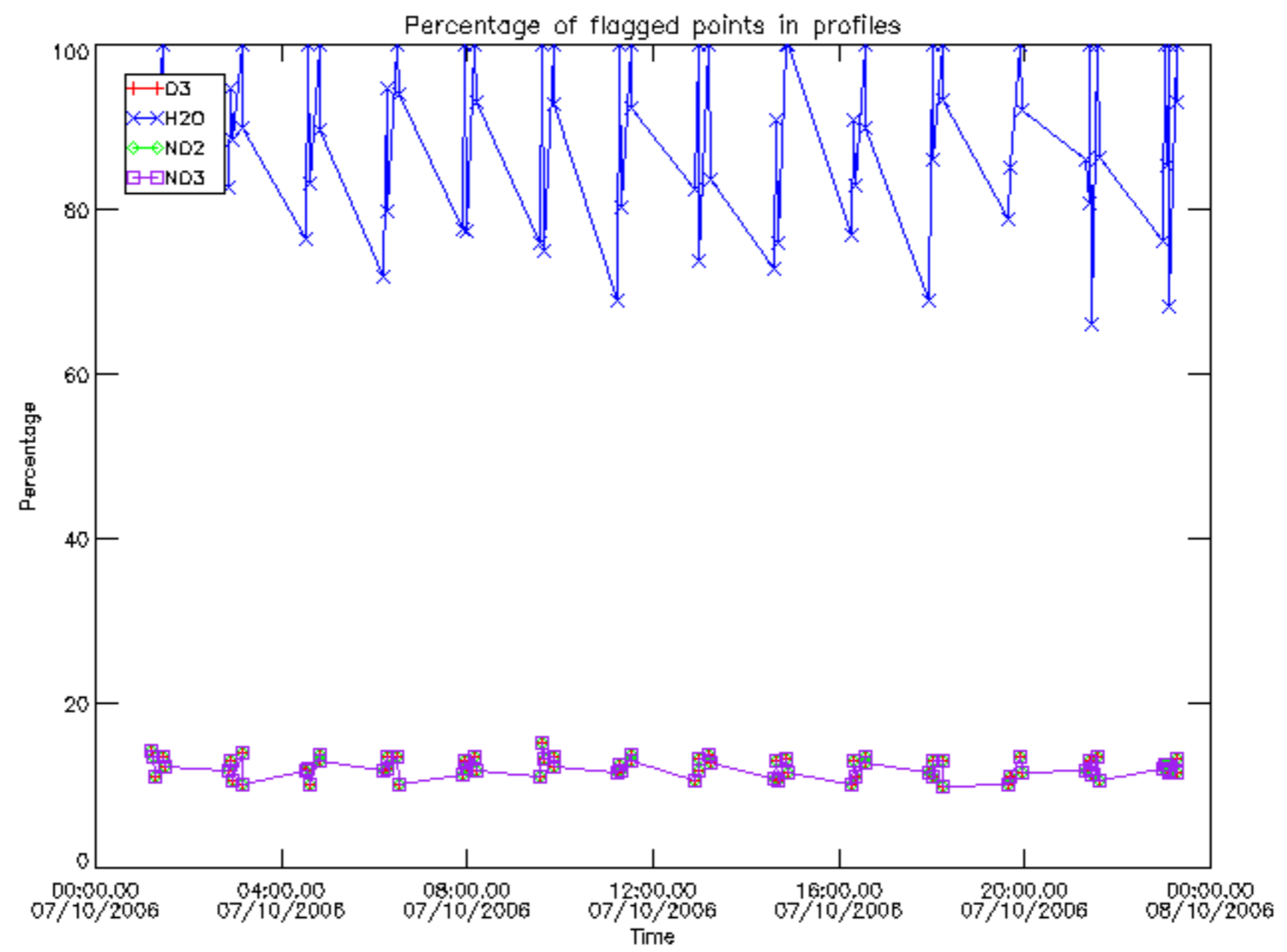
The colorbar represents the latitude.



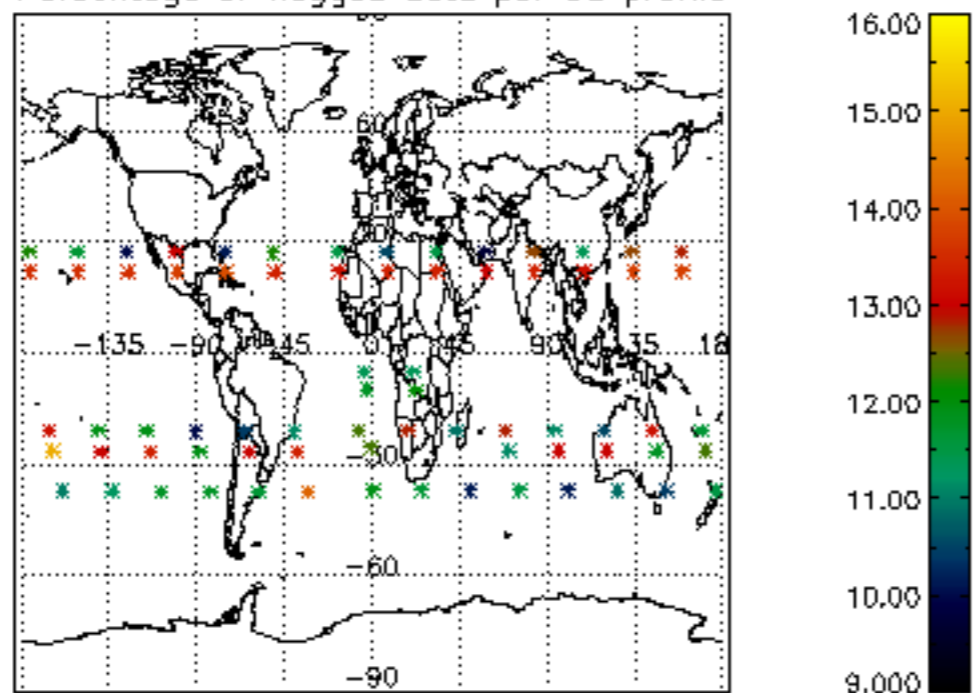
6. Auxiliary Data Files used for the production reported in section 2

The number reported in the third column indicates since which file (see list in section 2) the corresponding auxiliary file has been used. The fourth column is the date of those product files.

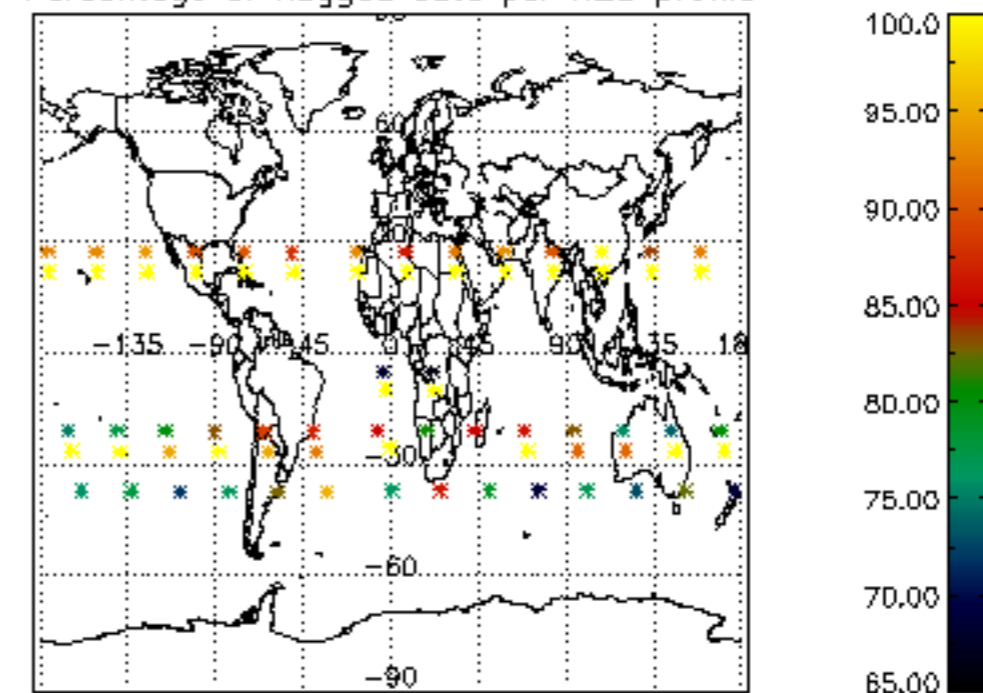
Type	Auxiliary Filename	Used since product	Used since product date
INST_PHYS_CHARACTERISTICS	GOM_INS_AXVIEC20091111_143220_20030716_120000_20500101_000000	1	07-OCT-2006 00:14:20
LEVEL-2_PROC_CONFIG	GOM_PR2_AXVIEC20091111_152718_20020301_000000_20500101_000000	1	07-OCT-2006 00:14:20
CROSS_SECTIONS_FILE	GOM_CRS_AXVIEC20091111_154832_20020301_000000_20500101_000000	1	07-OCT-2006 00:14:20



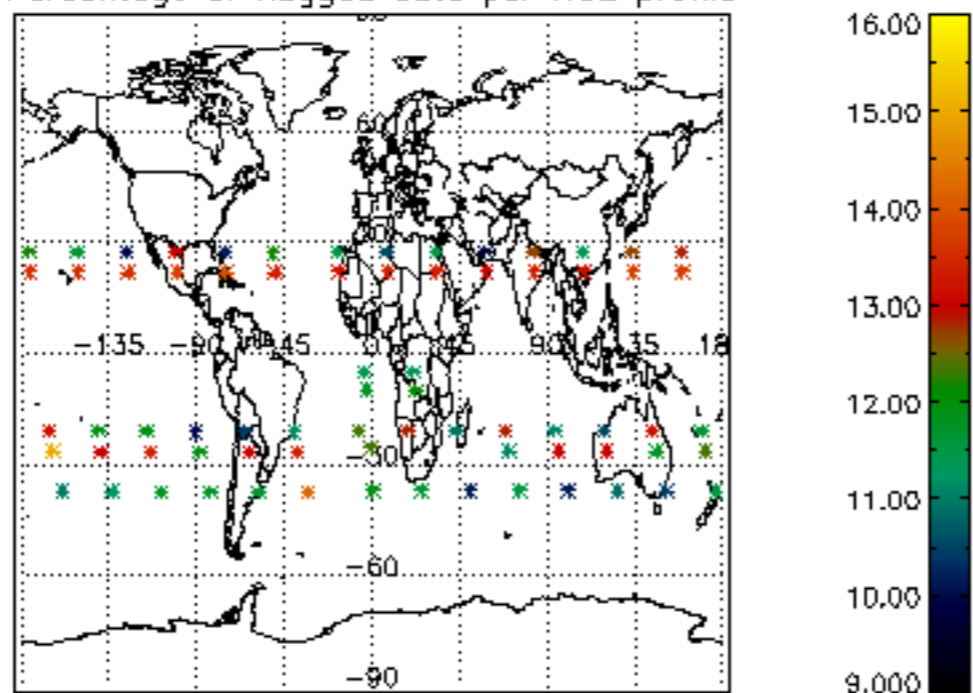
Percentage of flagged data per D3 profile



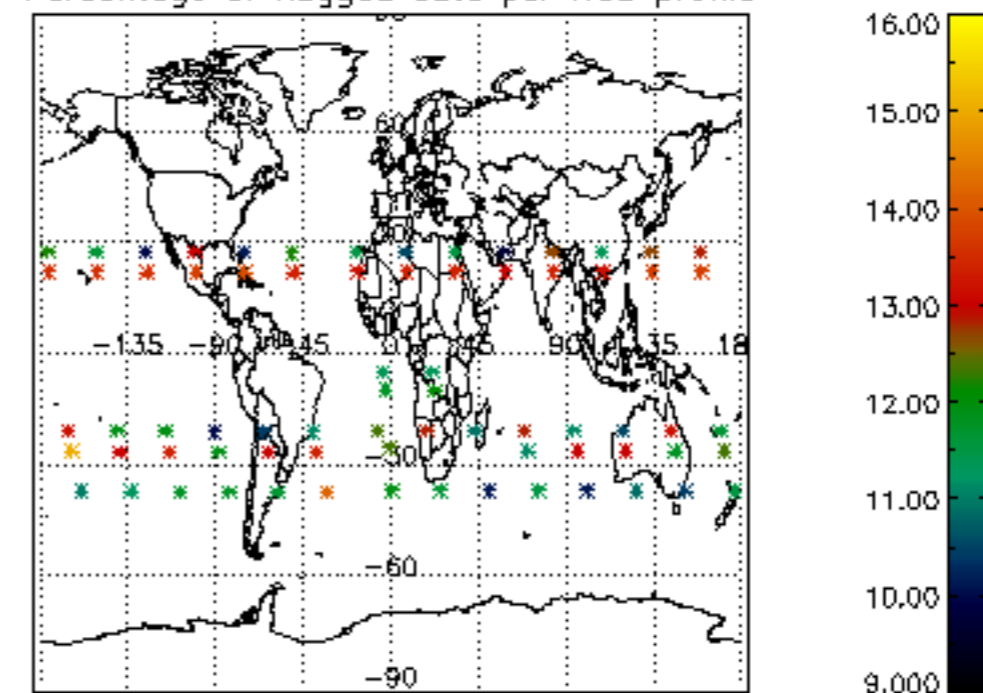
Percentage of flagged data per H2O profile

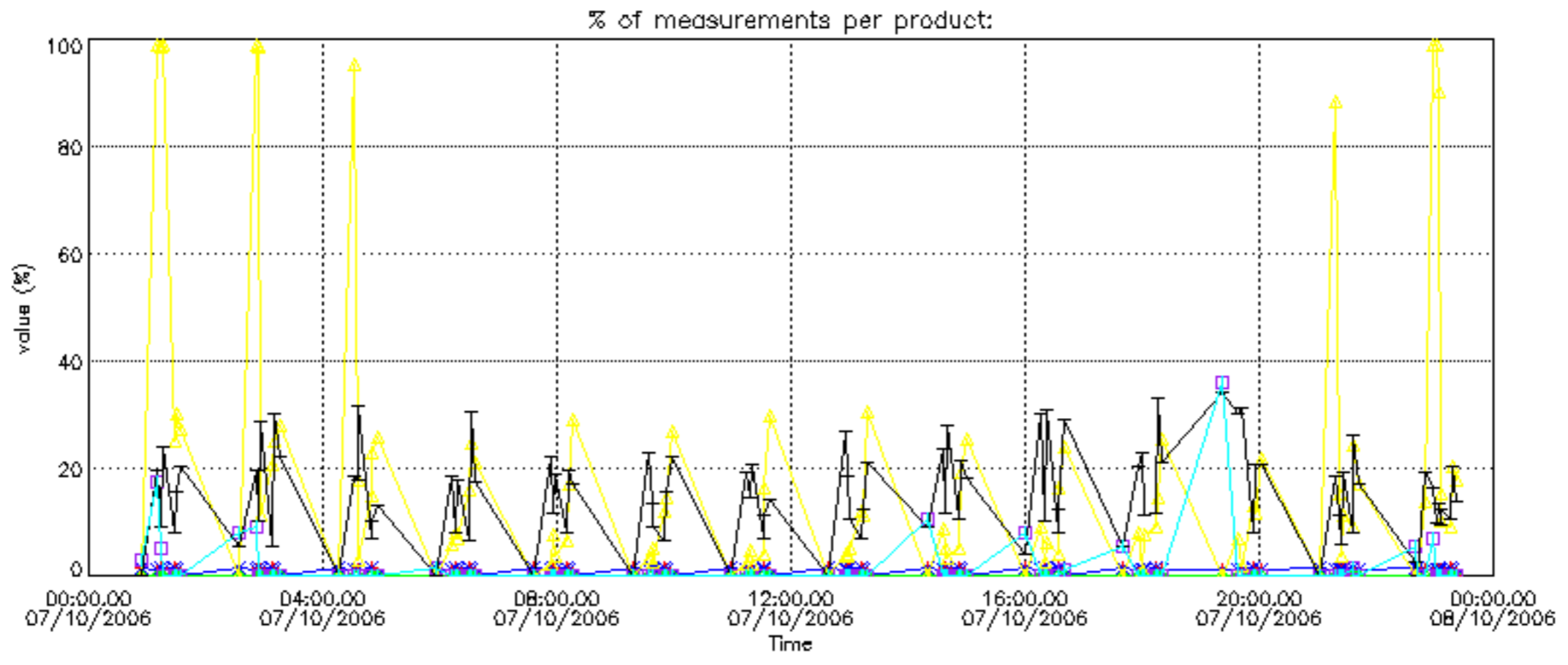


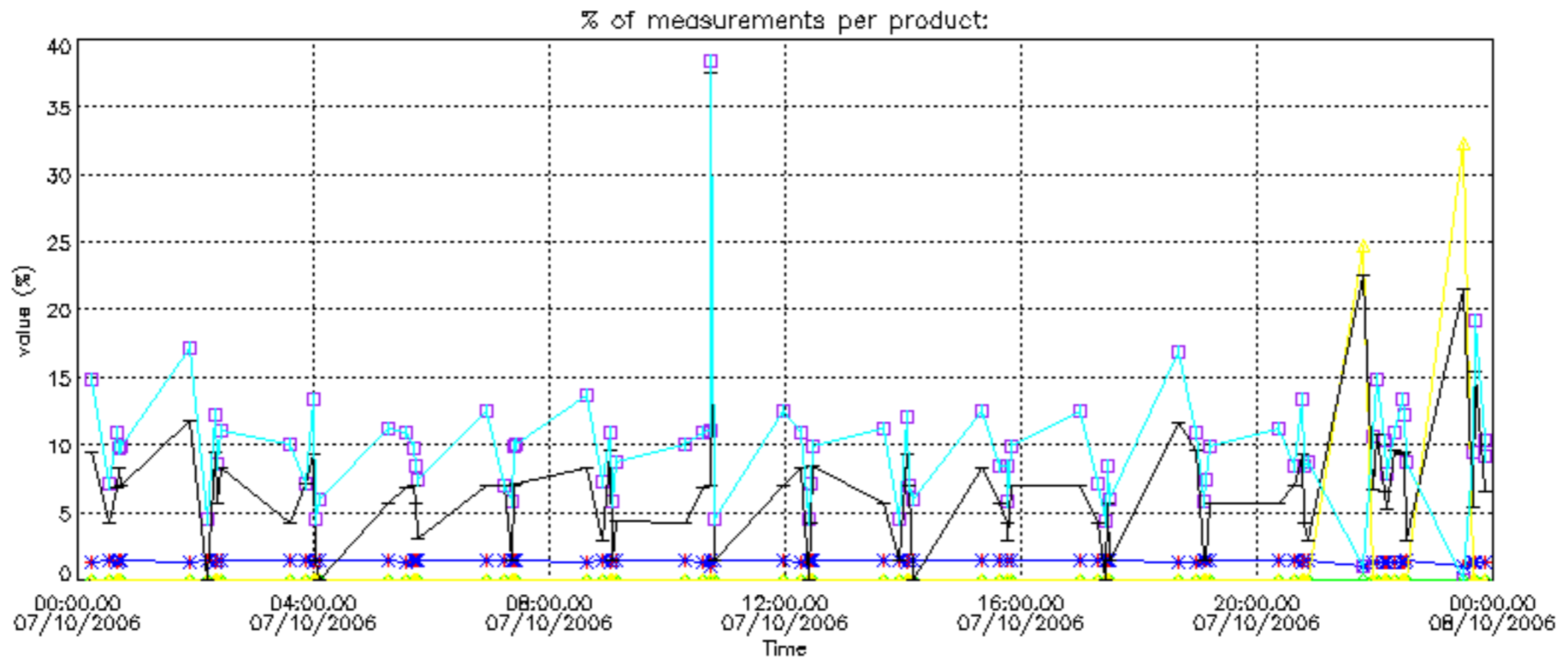
Percentage of flagged data per NO2 profile



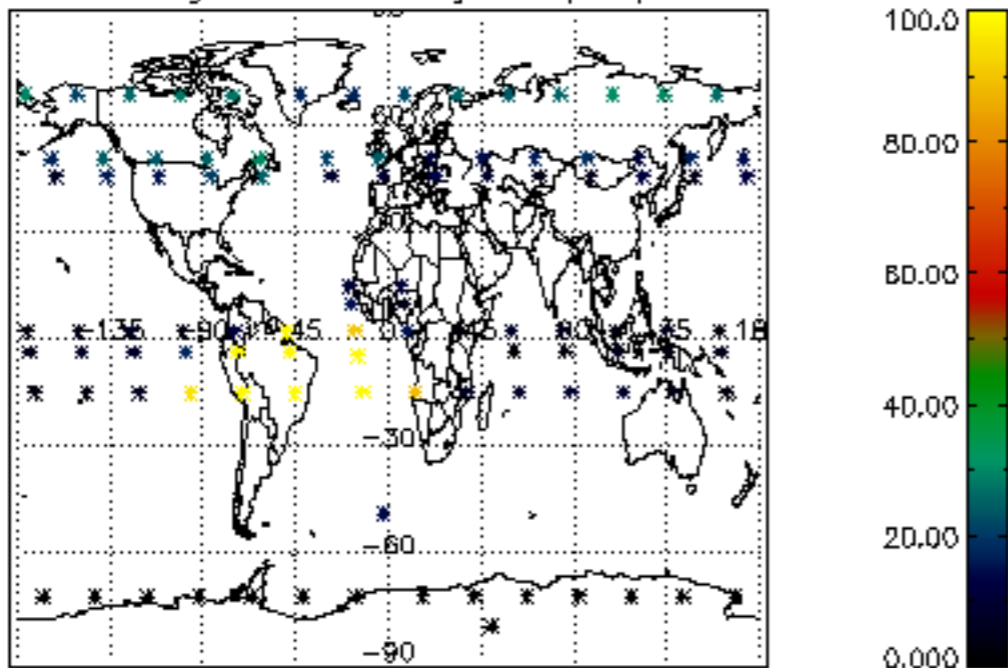
Percentage of flagged data per NO3 profile



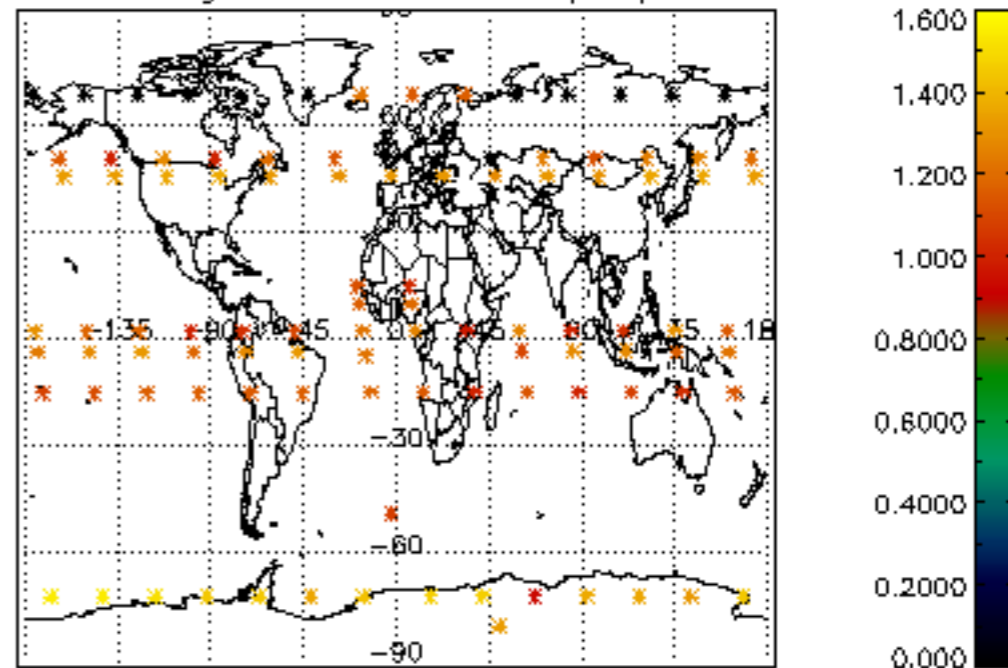




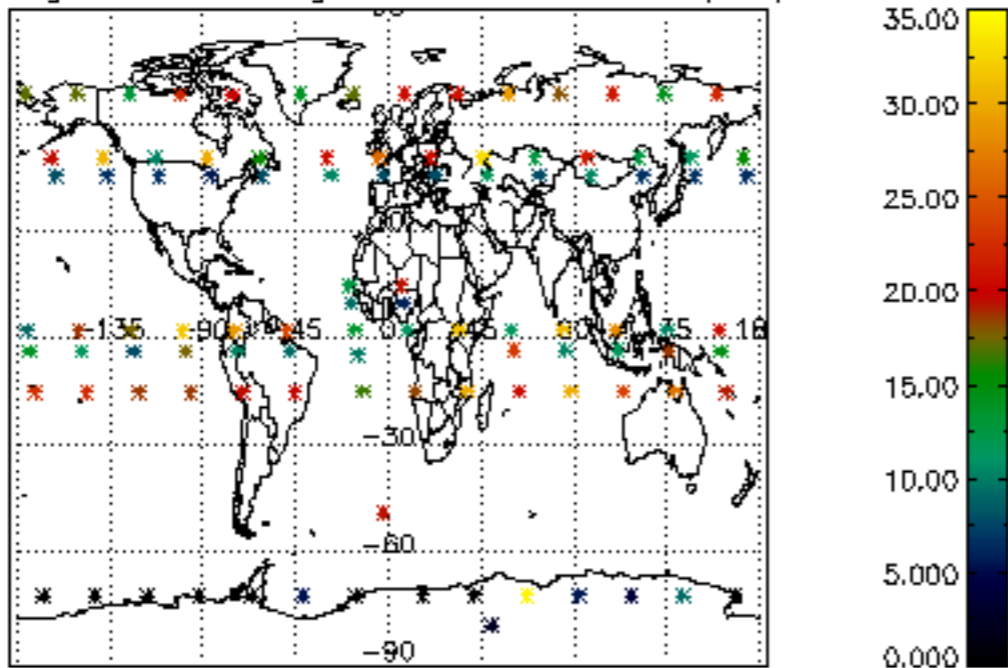
Percentage of cosmic ray hits per profile



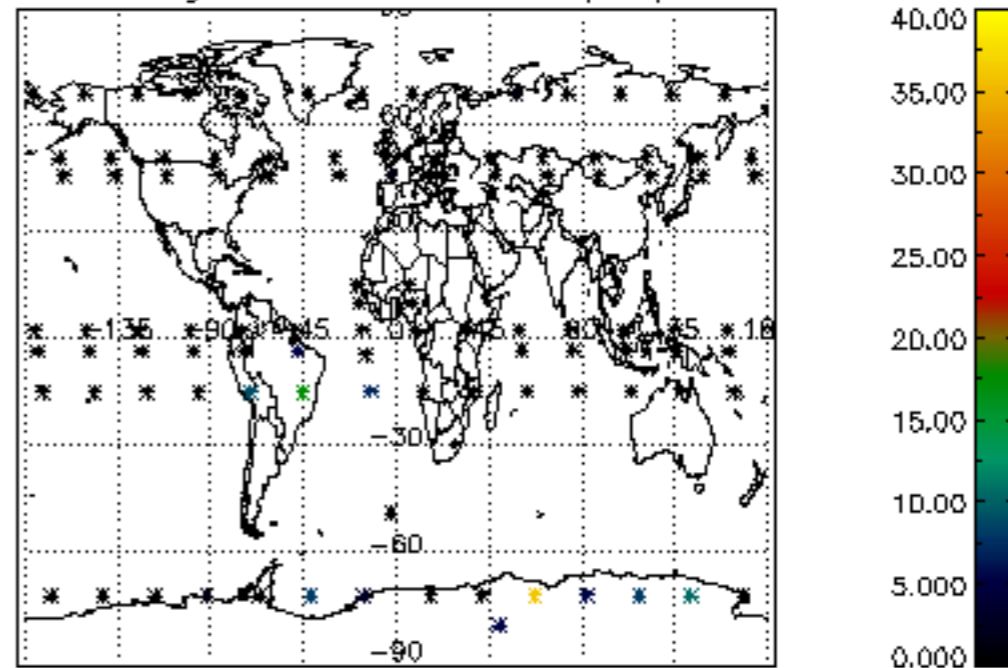
Percentage of datation errors per profile



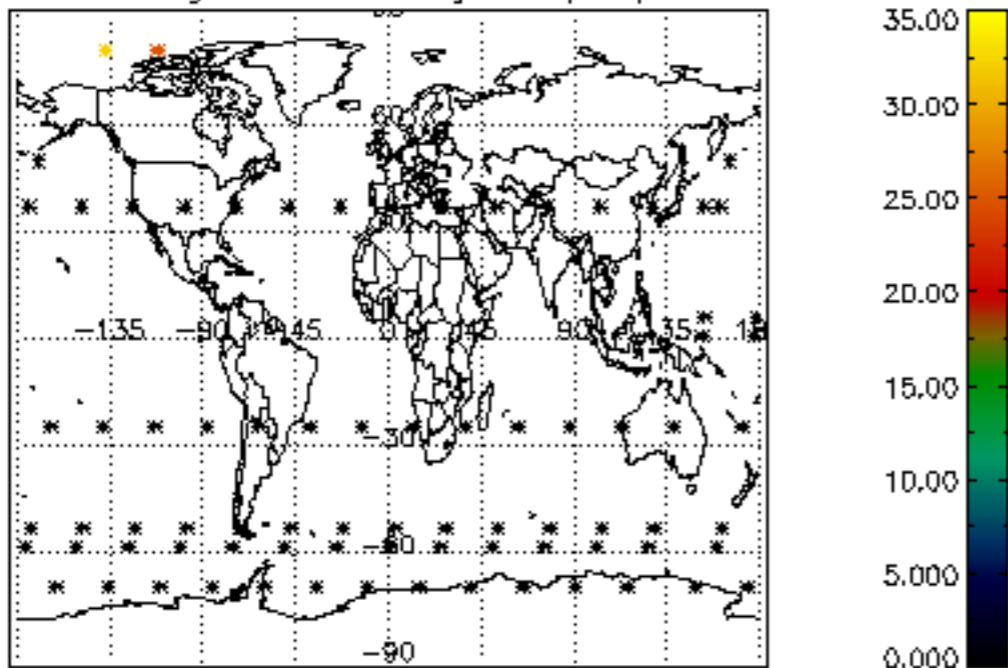
Percentage of star falling outside central band per profile



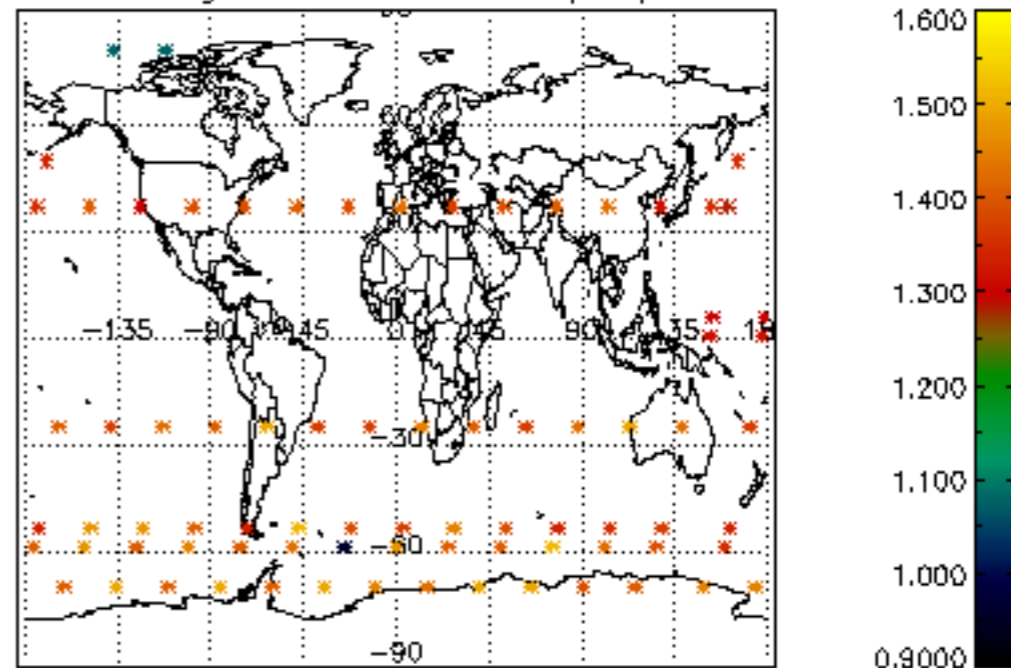
Percentage of saturation errors per profile



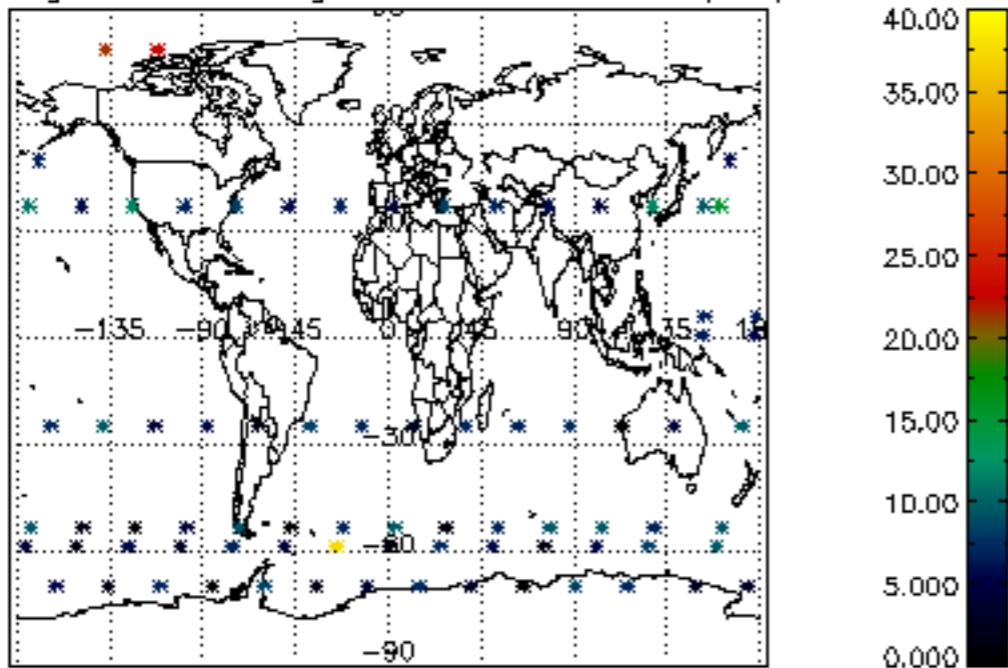
Percentage of cosmic ray hits per profile



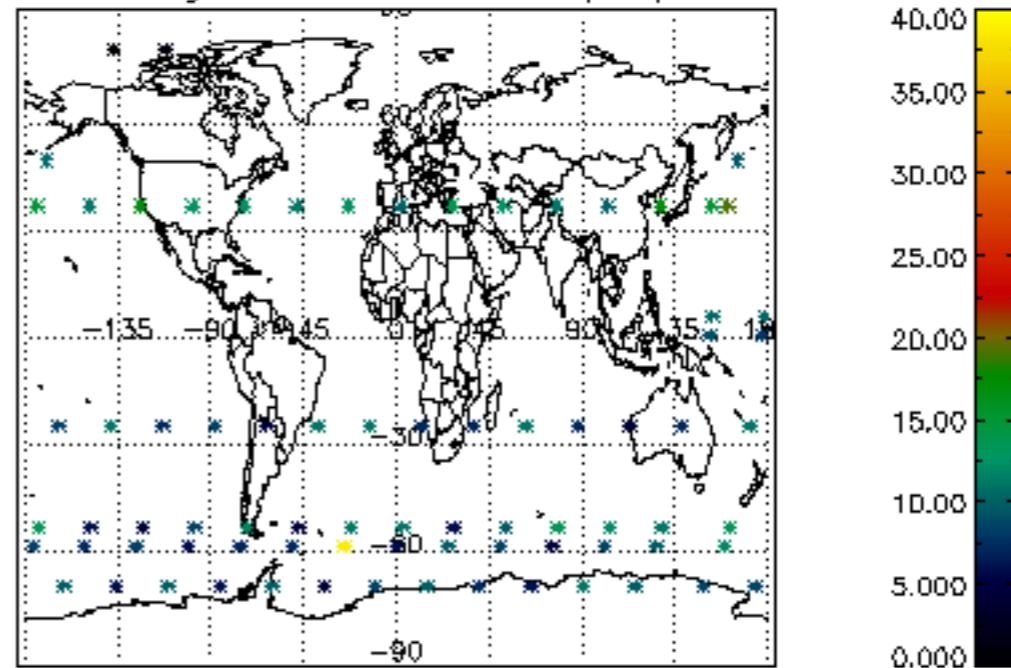
Percentage of datation errors per profile

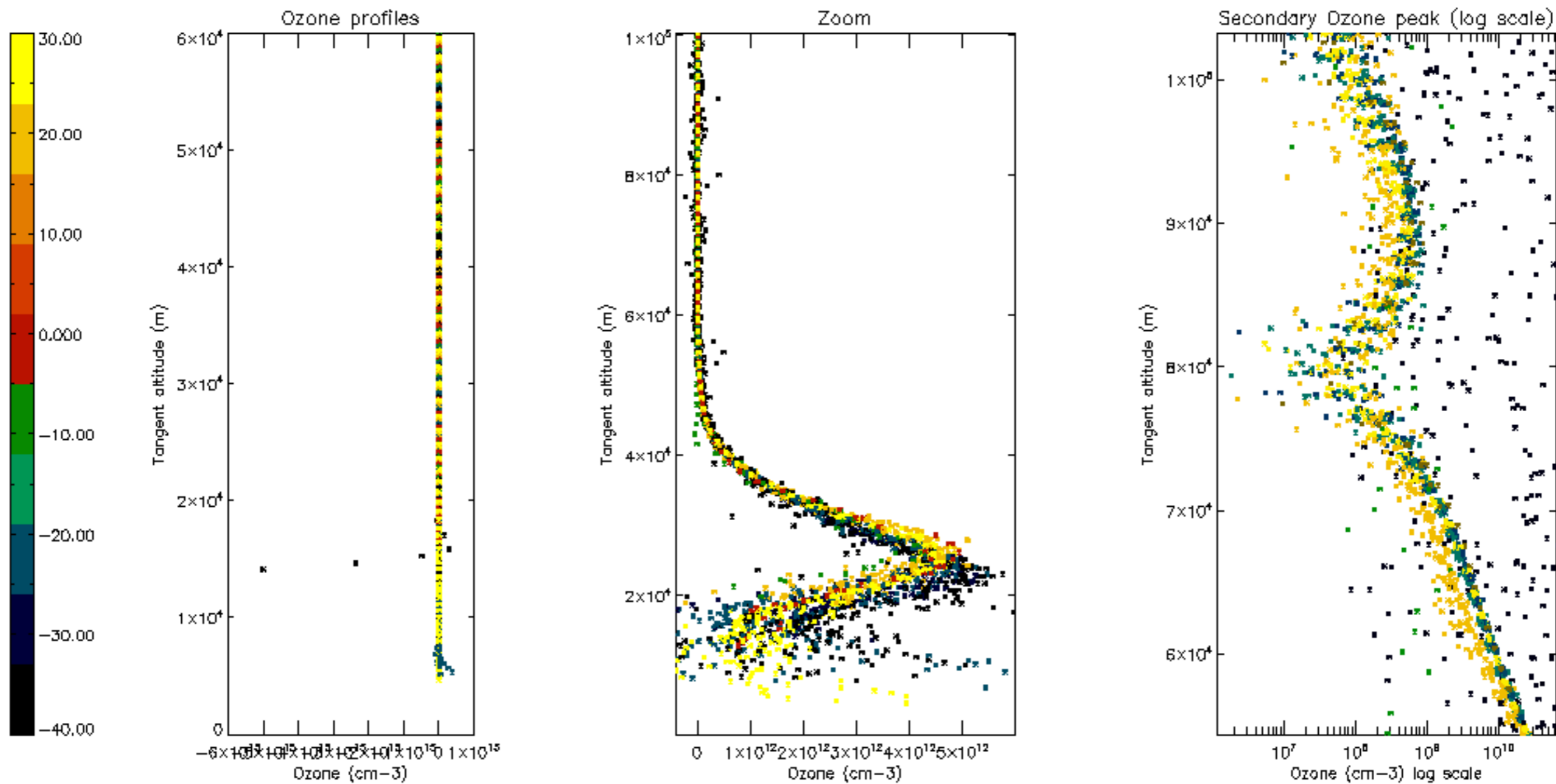


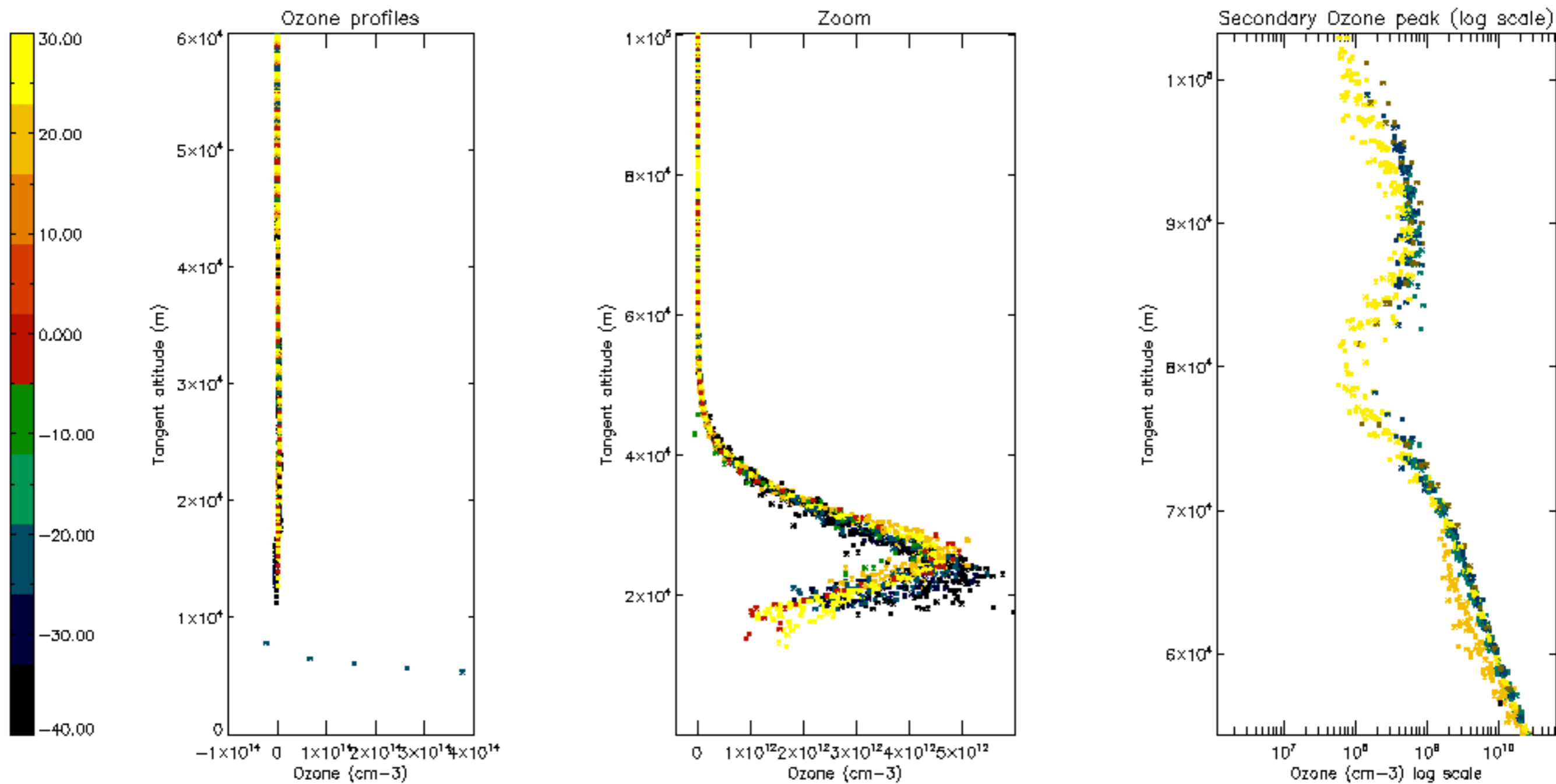
Percentage of star falling outside central band per profile

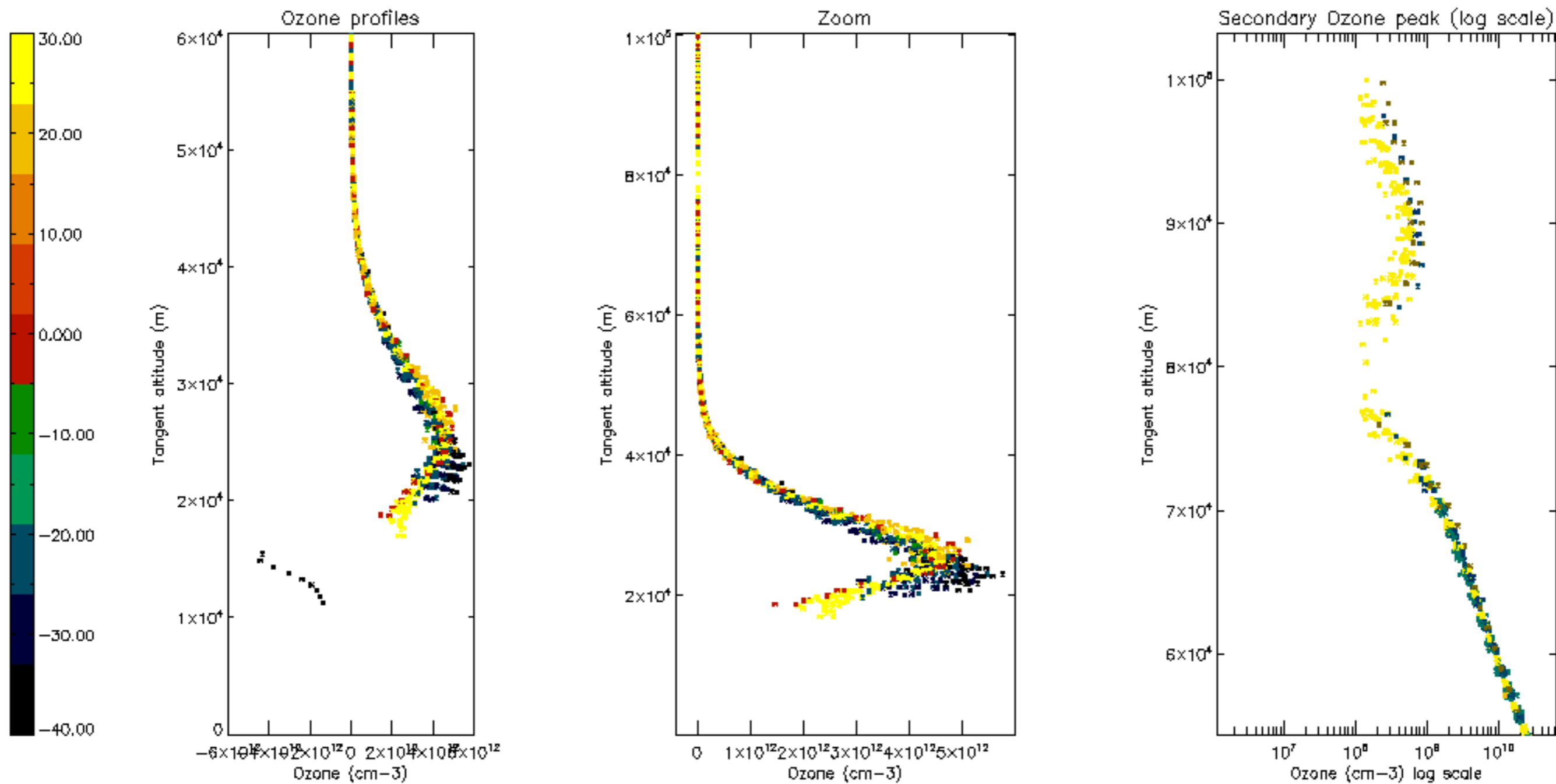


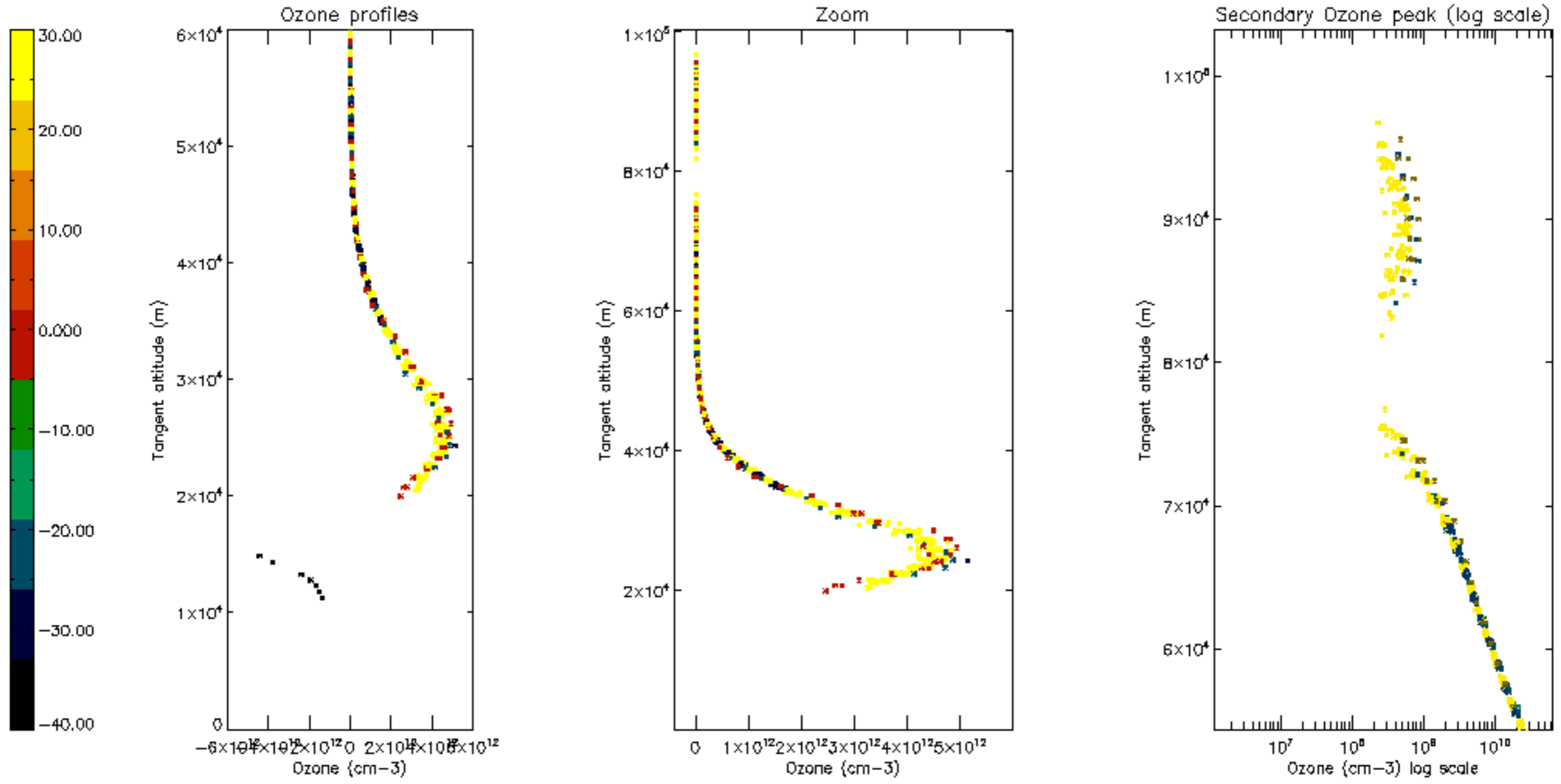
Percentage of saturation errors per profile

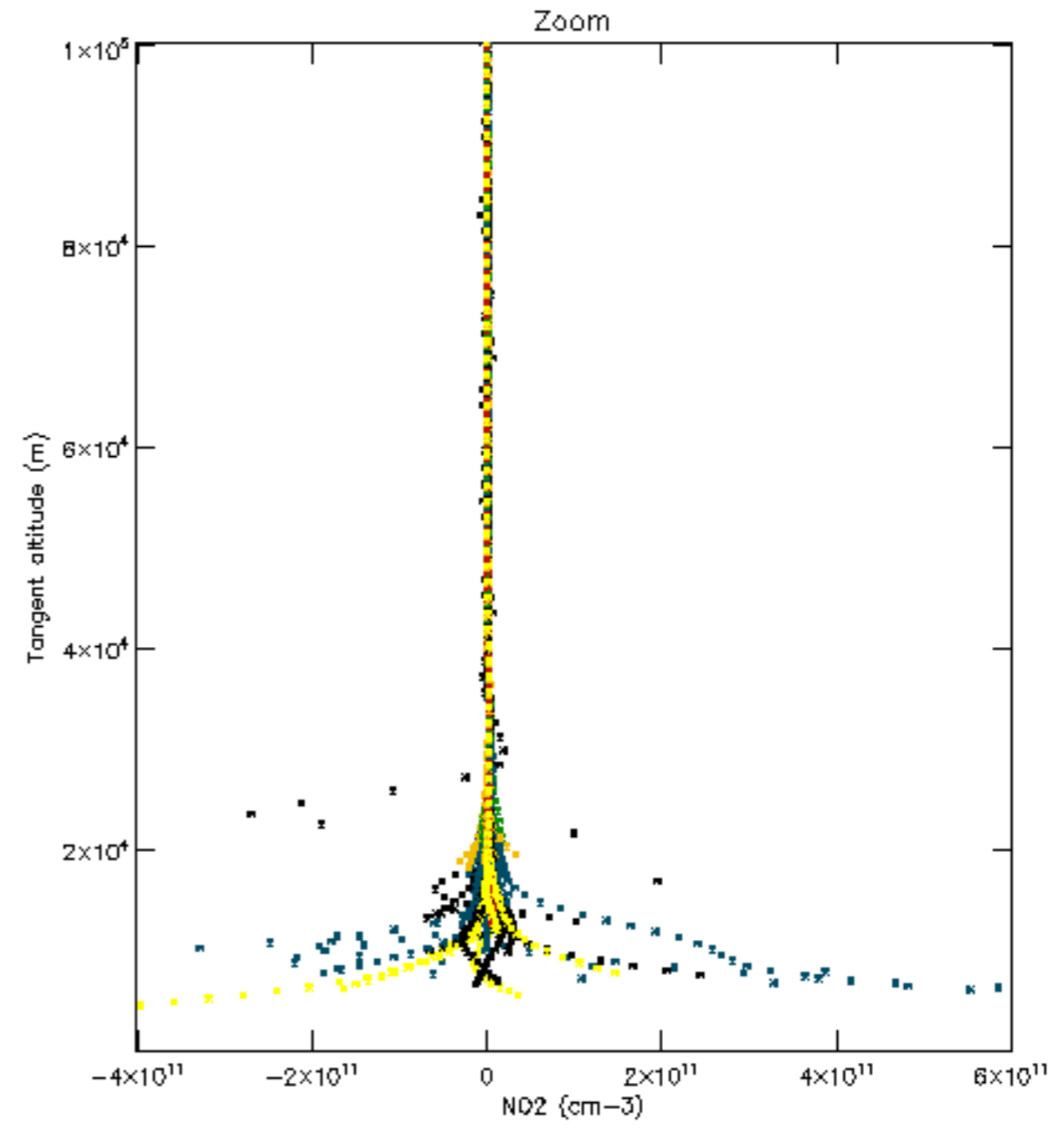
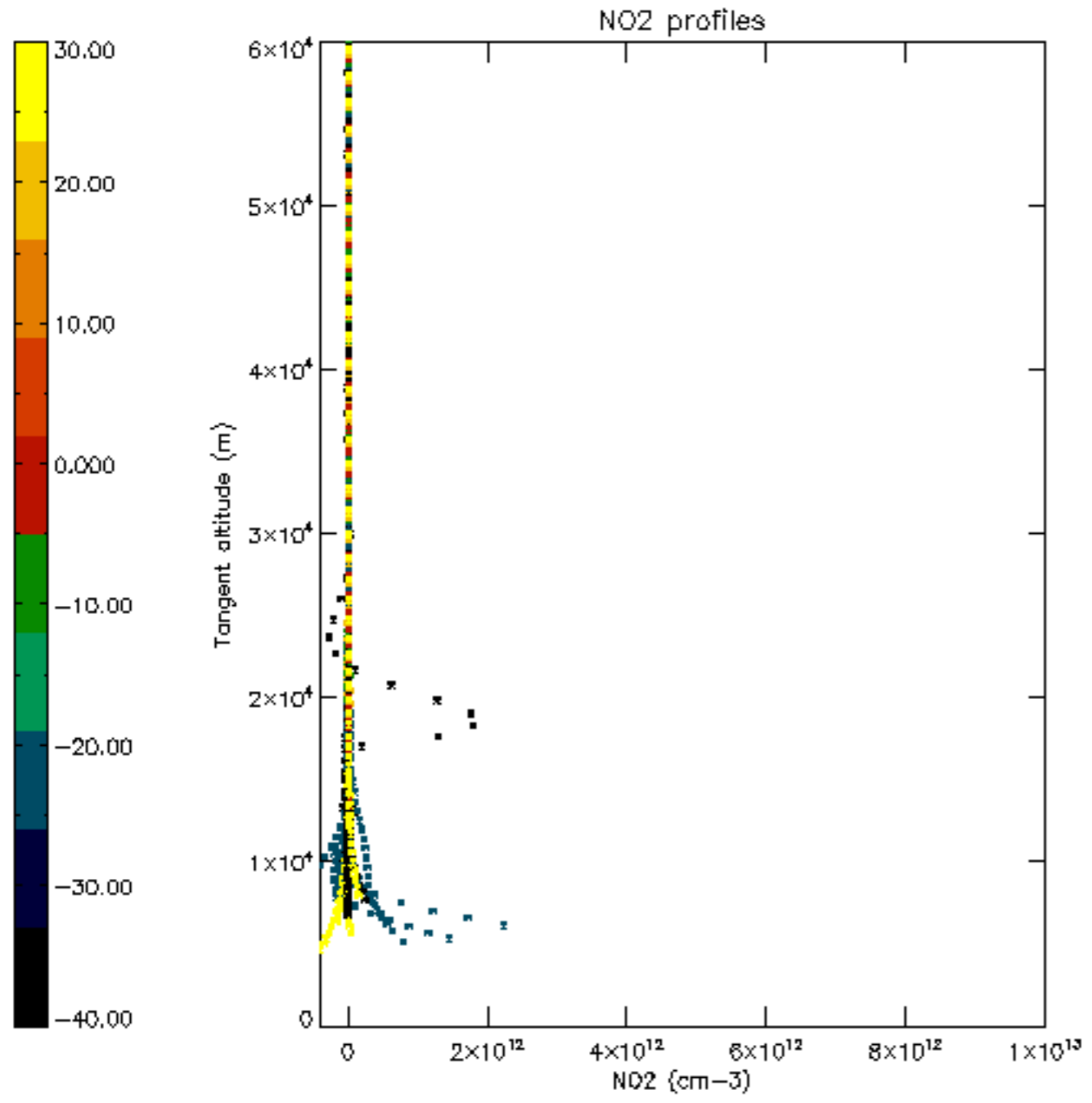


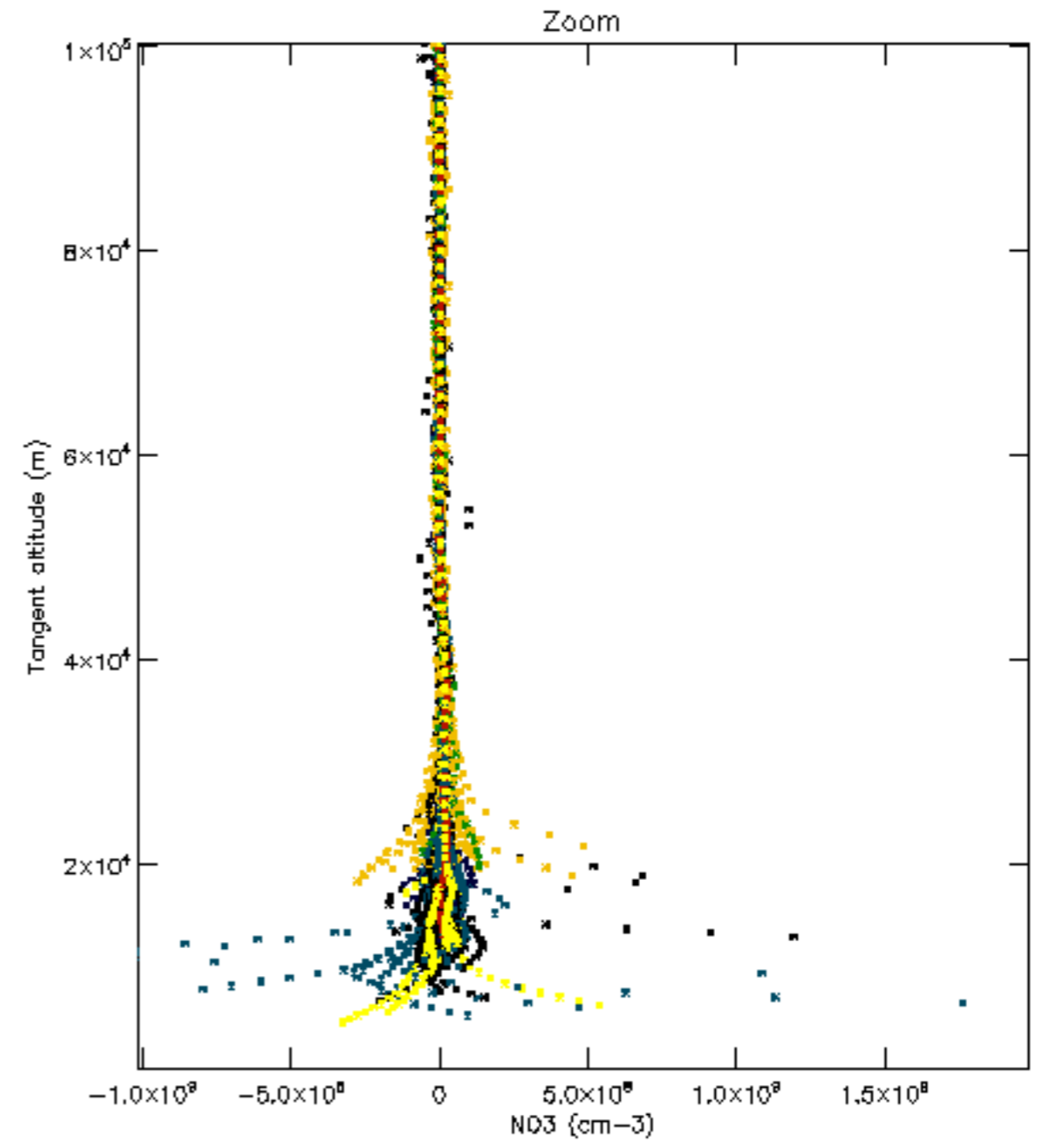
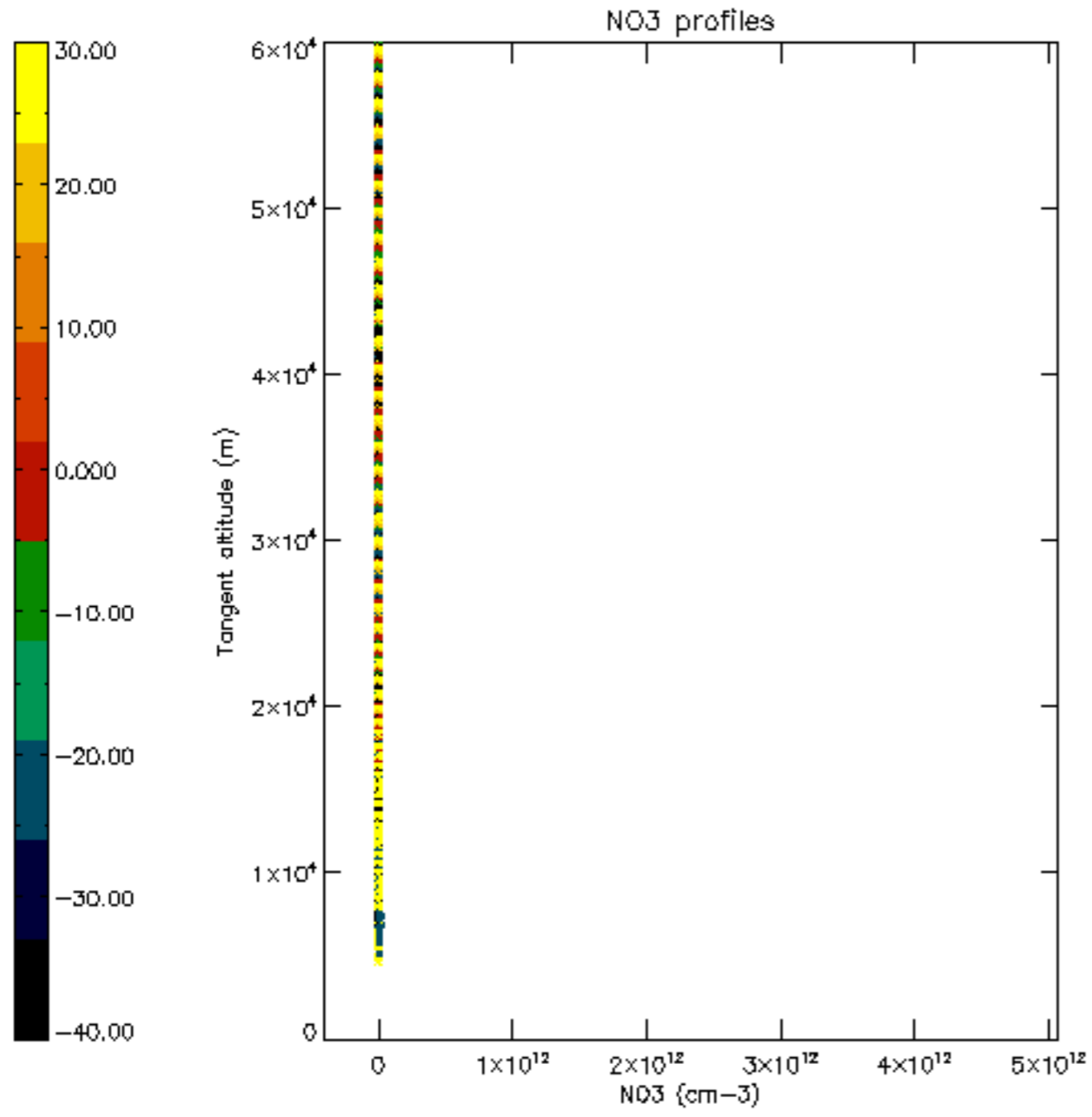


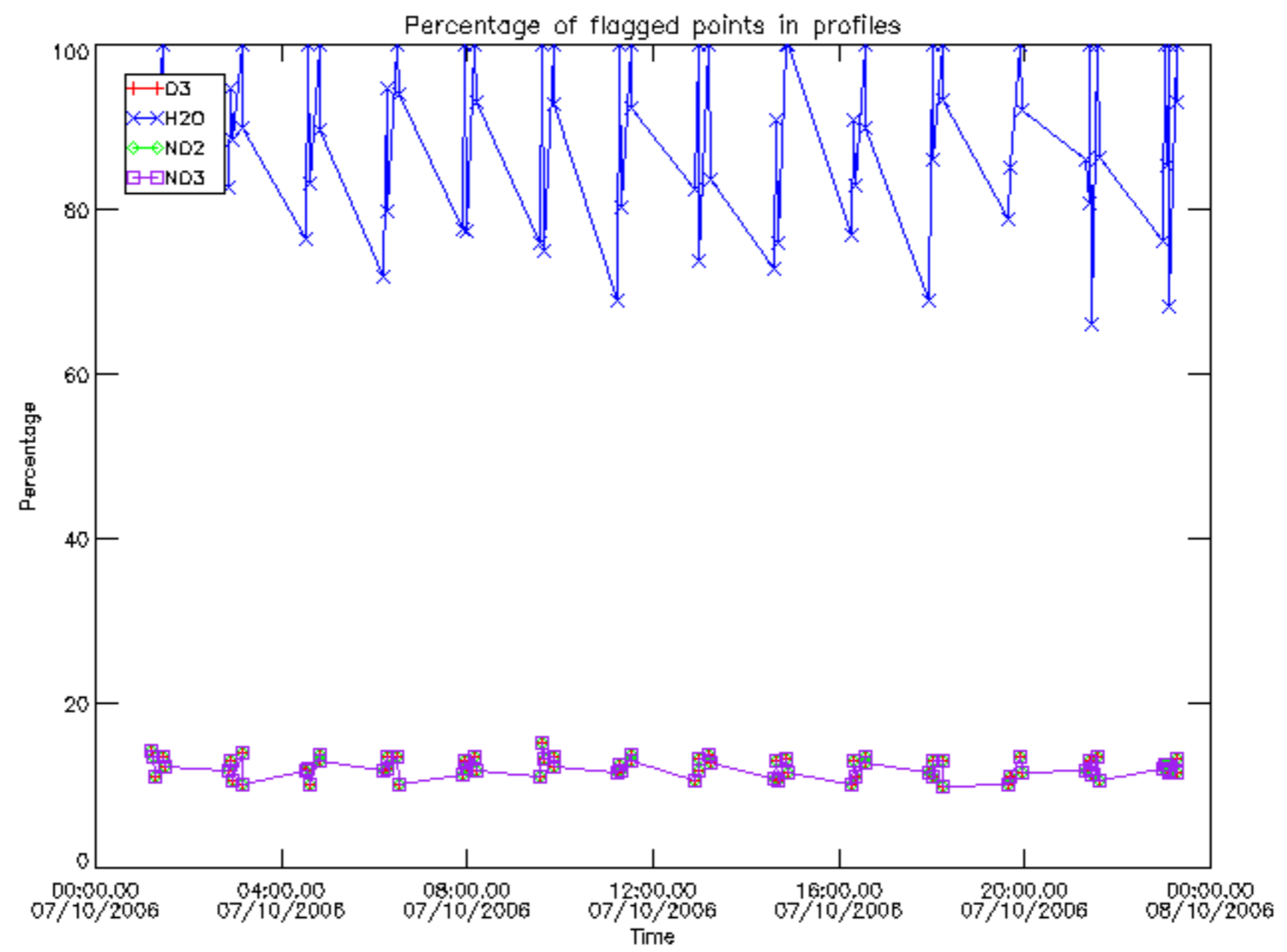




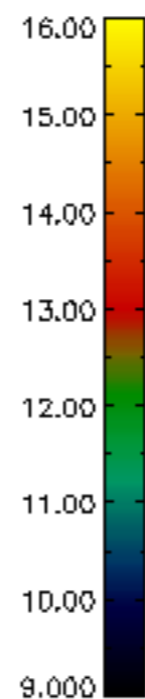
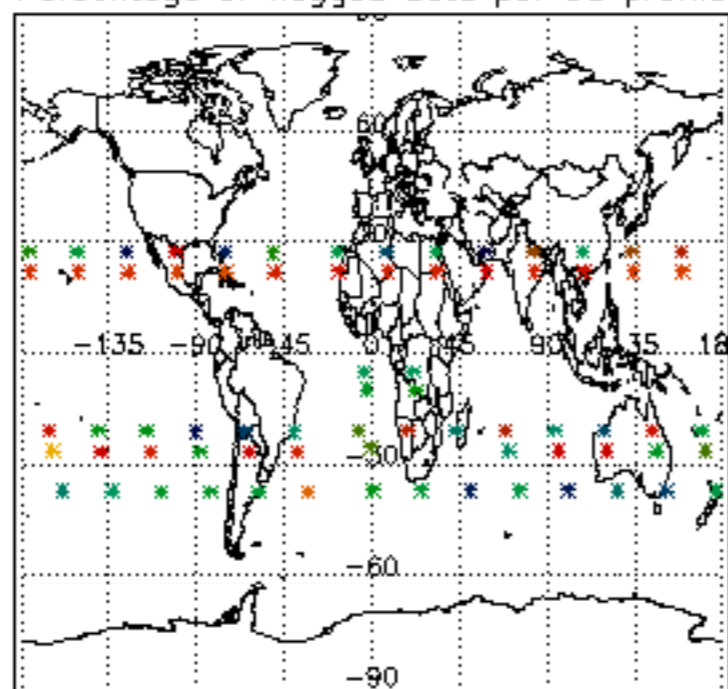




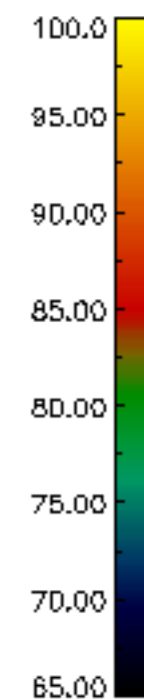
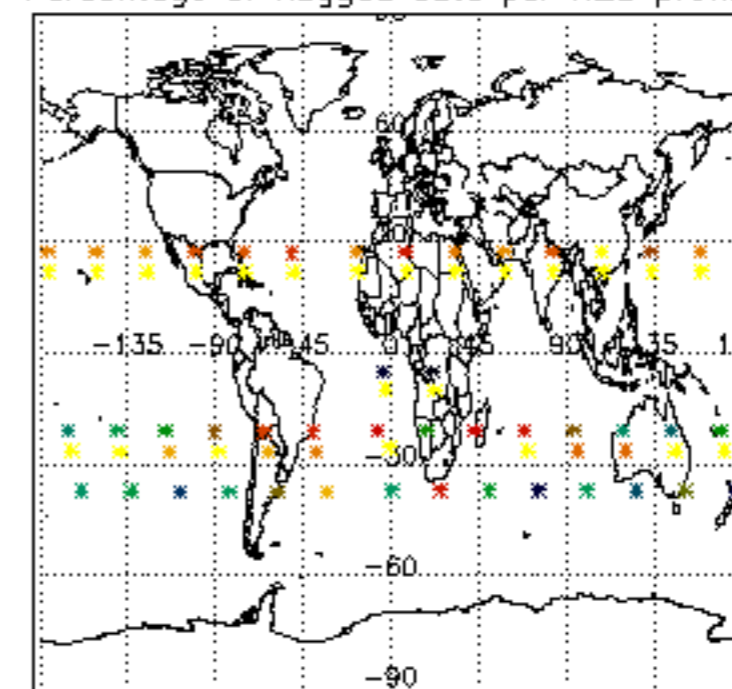




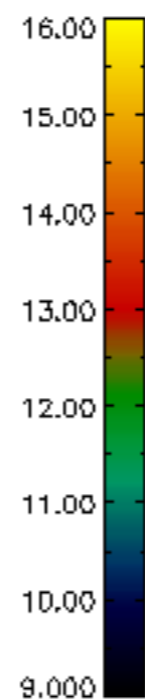
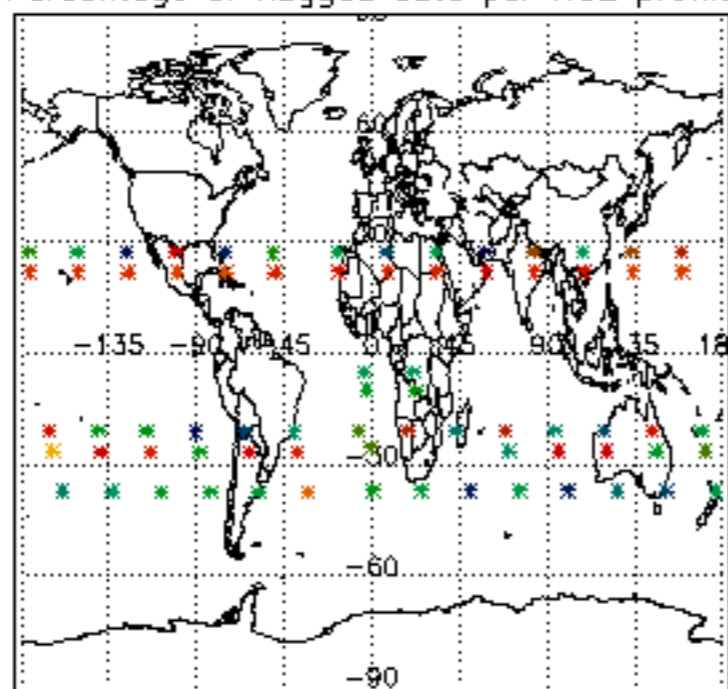
Percentage of flagged data per D3 profile



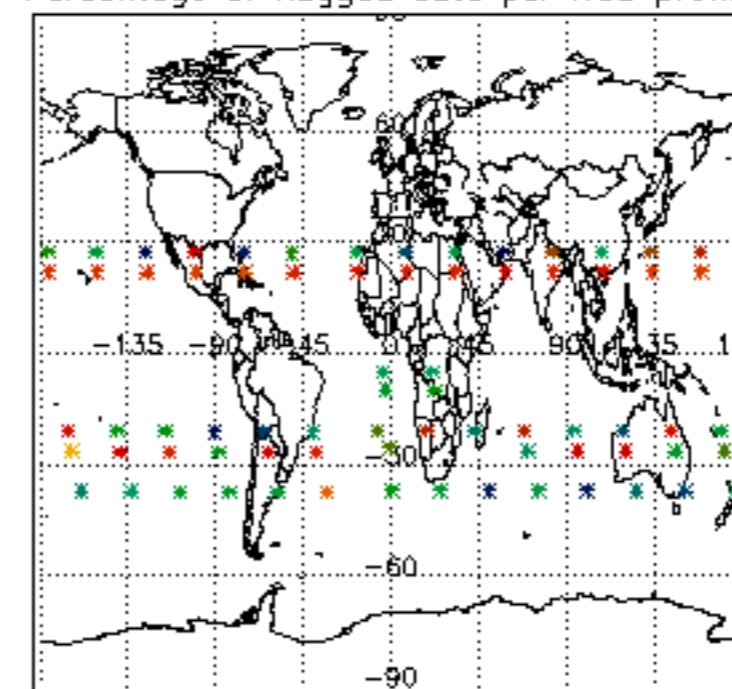
Percentage of flagged data per H2O profile

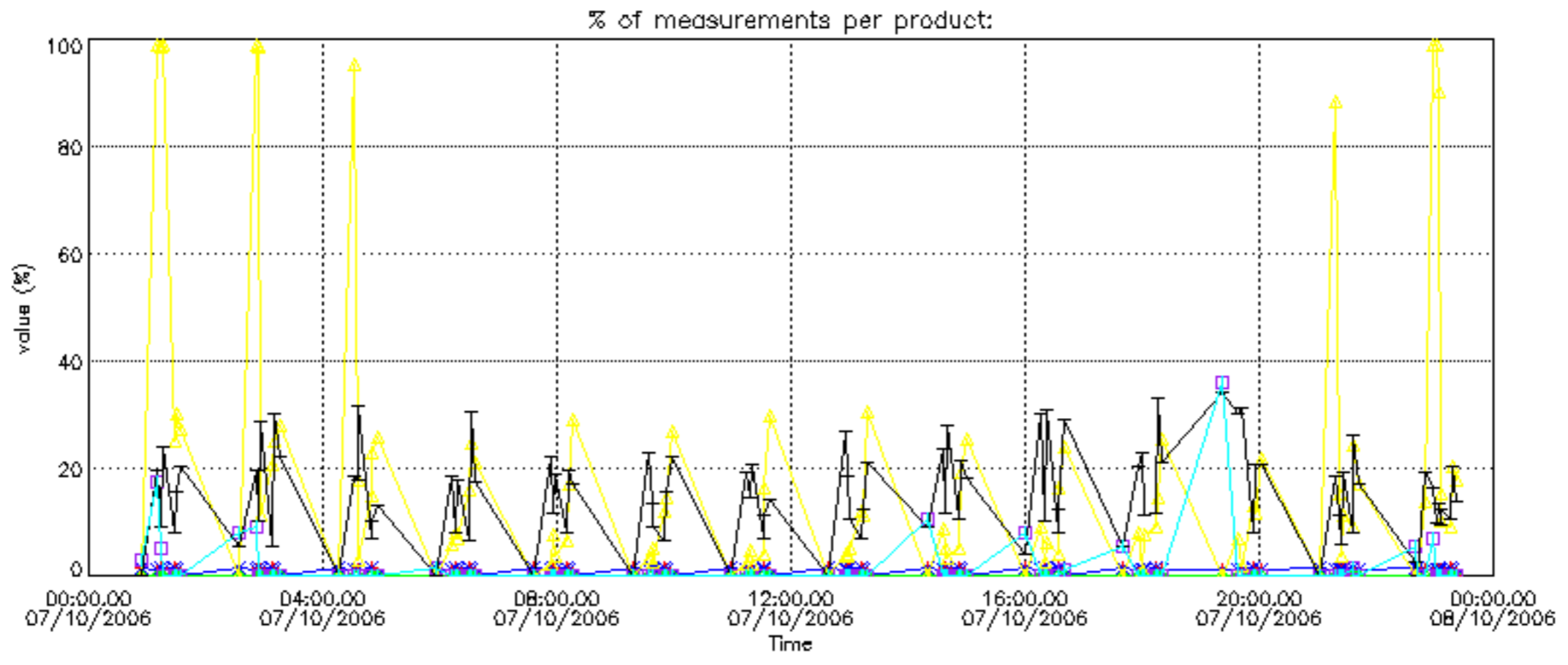


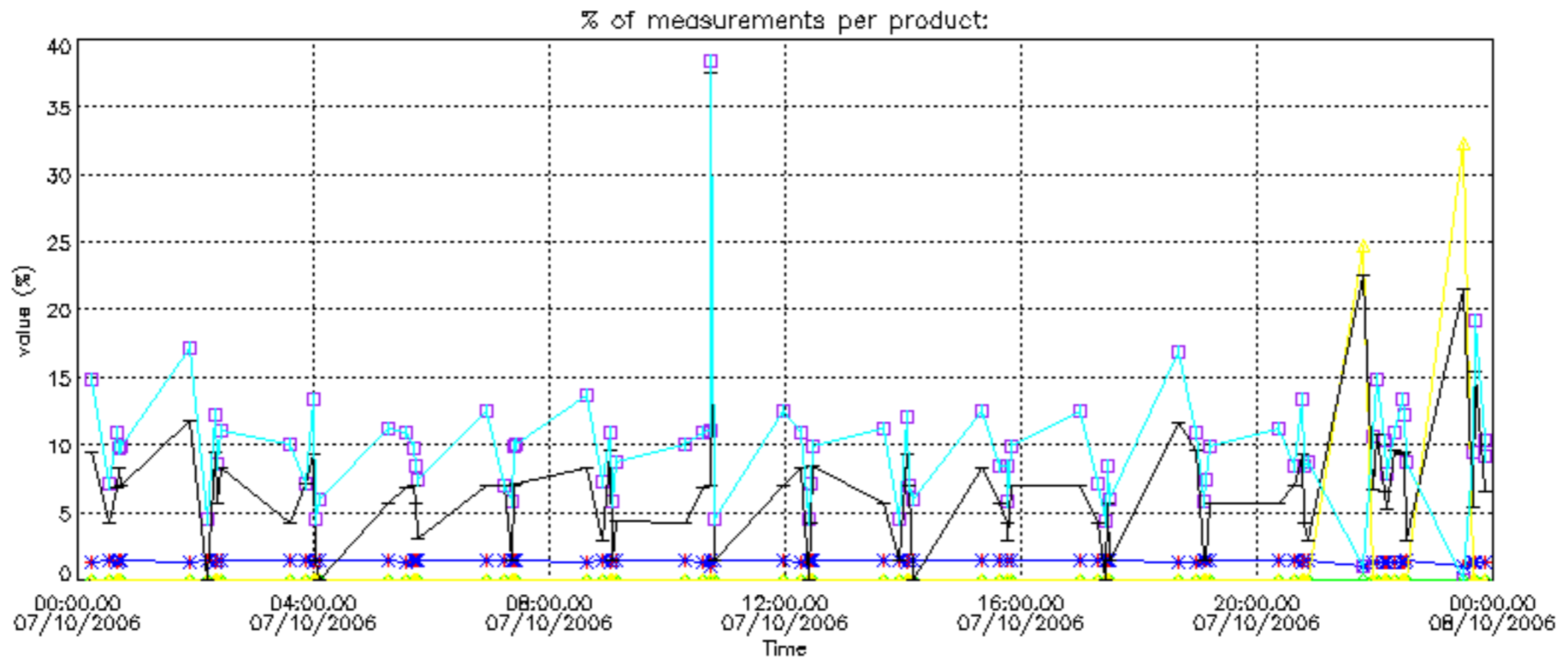
Percentage of flagged data per NO2 profile



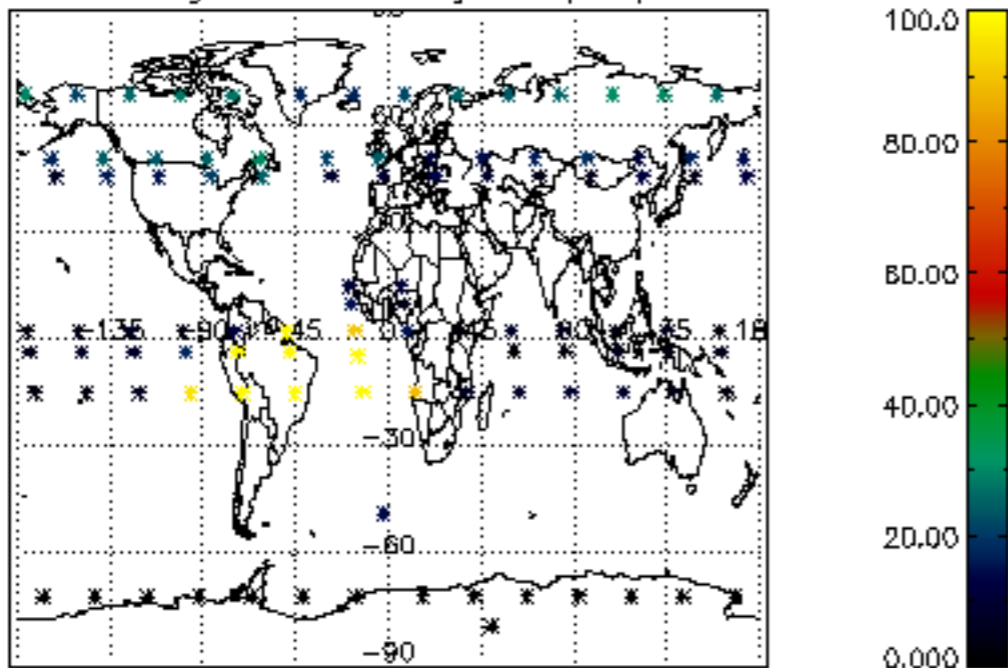
Percentage of flagged data per NO3 profile



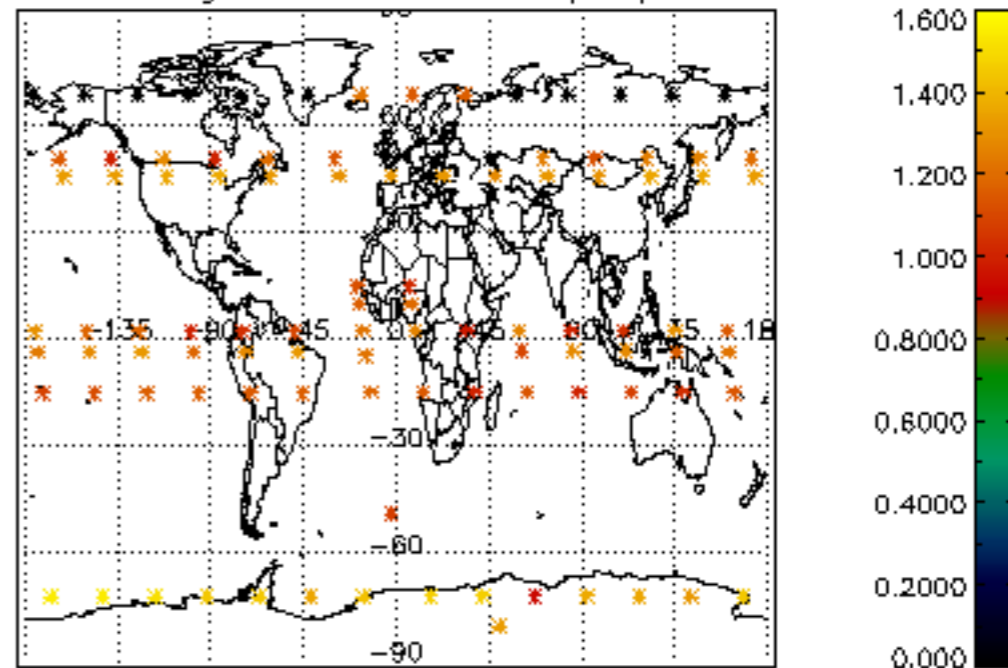




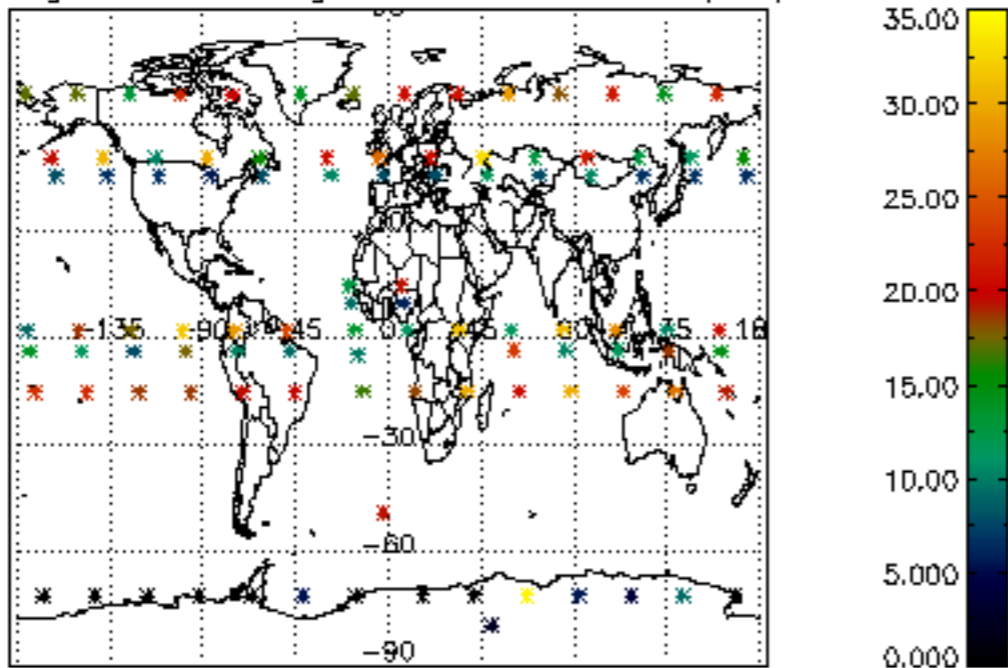
Percentage of cosmic ray hits per profile



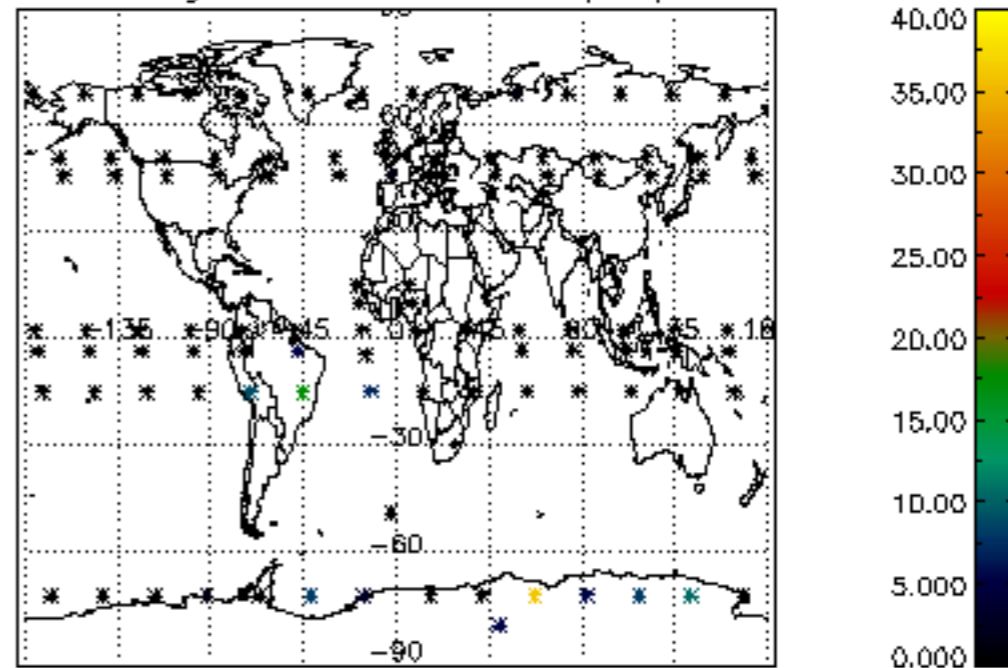
Percentage of datation errors per profile



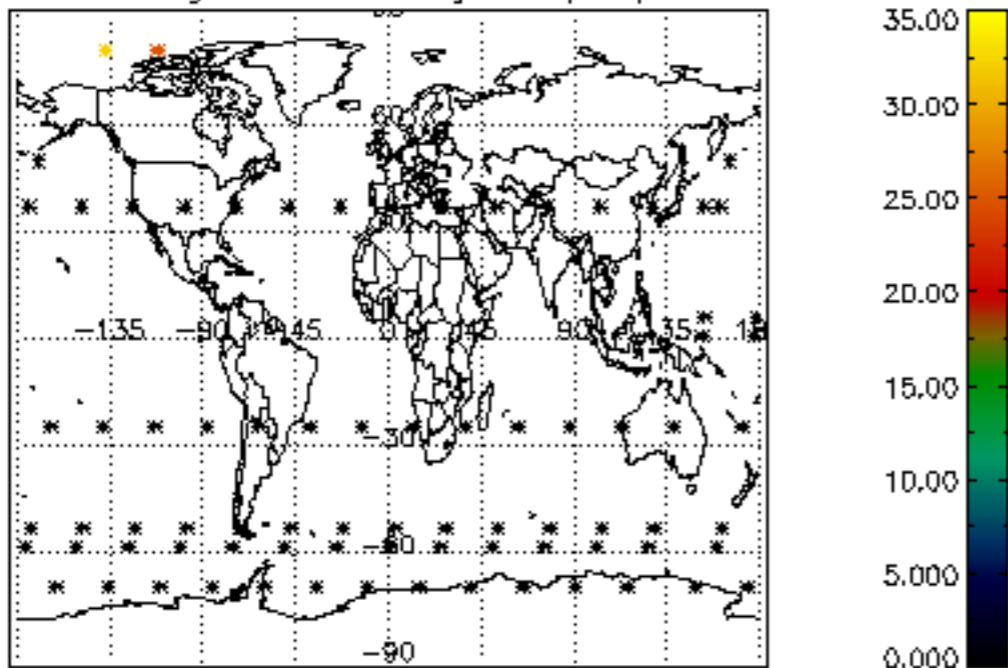
Percentage of star falling outside central band per profile



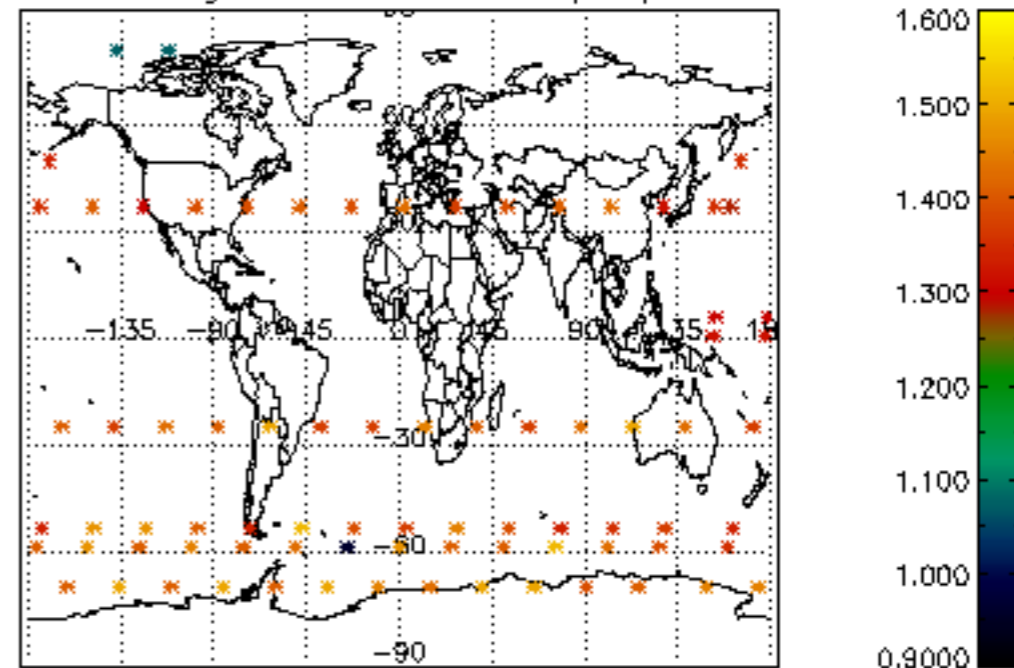
Percentage of saturation errors per profile



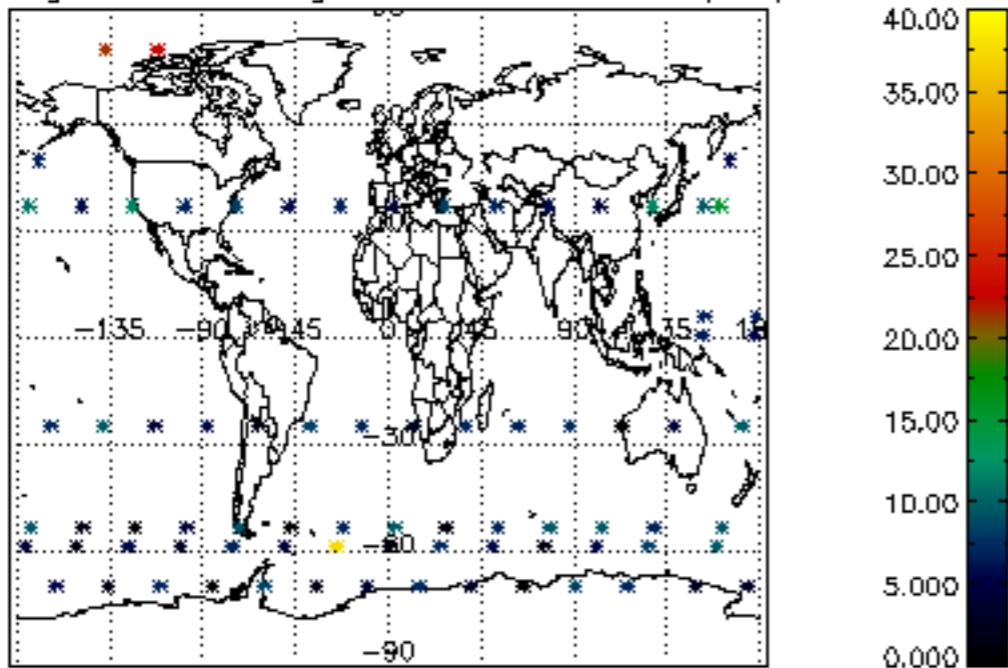
Percentage of cosmic ray hits per profile



Percentage of datation errors per profile



Percentage of star falling outside central band per profile



Percentage of saturation errors per profile

