

# GOMOS Level 2 Daily Report

## SUMMARY

### [1. General Info](#)

### [2. Summary of processed GOM\\_NL\\_2P products](#)

### [3. Level 2 Quality information per product](#)

#### [3.1 Plot of level 2 quality information per product \(time dependant\)](#)

#### [3.2 Plot of level 2 quality information per product \(world map\)](#)

### [4. Level 1 Quality information per product \(stored on level 2 products\)](#)

#### [4.1 Plot of level 1 quality information per product \(time dependant\)](#)

##### [4.1.1 Plot of level 1 quality information per product \(time dependant\): ASCENDING](#)

##### [4.1.2 Plot of level 1 quality information per product \(time dependant\): DESCENDING](#)

#### [4.2 Plot of level 1 quality information per product \(world map\)](#)

##### [4.2.1 Plot of level 1 quality information per product \(world map\): ASCENDING](#)

##### [4.2.2 Plot of level 1 quality information per product \(world map\): DESCENDING](#)

### [5. Ozone profiles based on quality statistics and other trace gas profiles](#)

#### [5.1 Ozone statistics based on quality of products](#)

#### [5.2 Plot ozone profiles for all STD \(dark without errors\)](#)

#### [5.3 Plot ozone profiles where STD < 20% \(dark without errors\)](#)

#### [5.4. Plot ozone profiles where STD < 10% \(dark without errors\)](#)

#### [5.5. Plot ozone profiles where STD < 5% \(dark without errors\)](#)

#### [5.6 Plot NO2 profiles for all STD \(dark without errors\)](#)

#### [5.7 Plot NO3 profiles for all STD \(dark without errors\)](#)

#### [5.8 Plot H2O profiles \(only for occultations of stars 1,2,3,4,13,14,16,26,63 dark without errors\) for all STD](#)

### [6. Auxiliary Data Files used for the production reported in section 2](#)

This report presents the daily analysis on parameters extracted from GOMOS level 2 data (GOM\_NL\_\_2P). It is intended to monitor some important parameters that will impact the quality of these products. A list of level 2 products (and content) that have arrived during the reporting day to the PCF is also given.

Item	Value
Time of report generation	24APR2013 04:39:58
Data source version	GOMOS/6.01
Start time of products	04-10-2006 (04OCT2006 00:00:00)
Stop time of products	05-10-2006 (05OCT2006 00:00:00)
Store outputs in DB	Yes
Nb of level 2 prods	169
Nb of prods with errors	0

## 2. Summary of processed GOM\_NL\_\_2P products.

Nr	Filename	UTC Start time	Limb	Duration	Star Id	Star Name	Star Mag	Star Temp	Nb Meas	Orbit	Prod. error
1	GOM_NL__2PRFIN20061004_000455_000000372051_00417_24018_2645.N1	04-OCT-2006 00:04:55	Bright	36.500	90	54Alp Peg	2.4870	11000.	73	24018	No
2	GOM_NL__2PRFIN20061004_000832_000000382051_00417_24018_2646.N1	04-OCT-2006 00:08:32	Bright	37.500	93	53Bet Peg	2.5200	3100.0	75	24018	No
3	GOM_NL__2PRFIN20061004_002553_000000372051_00417_24018_2647.N1	04-OCT-2006 00:25:53	Bright	37.000	49	1Alp UMi	1.9900	6300.0	74	24018	No
4	GOM_NL__2PRFIN20061004_003354_000000372051_00417_24018_2648.N1	04-OCT-2006 00:33:54	Bright	37.000	36	50Alp UMa	1.8000	6300.0	74	24018	No
5	GOM_NL__2PRFIN20061004_003525_000000352051_00417_24018_2649.N1	04-OCT-2006 00:35:25	Bright	35.000	82	48Bet UMa	2.3650	10600.	70	24018	No
6	GOM_NL__2PRFIN20061004_004825_000000332051_00417_24018_2650.N1	04-OCT-2006 00:48:25	Bright	32.500	22	32Alp Leo	1.3600	15200.	65	24018	No
7	GOM_NL__2PRFIN20061004_005503_000000442051_00417_24018_2651.N1	04-OCT-2006 00:55:03	Twilight	43.500	48	30Alp Hya	1.9770	4100.0	87	24018	No
8	GOM_NL__2PRFIN20061004_010443_000000432051_00417_24018_2652.N1	04-OCT-2006 01:04:43	Dark	42.500	65	Lam Vel	2.2040	4400.0	85	24018	No
9	GOM_NL__2PRFIN20061004_010725_000000412051_00417_24018_2653.N1	04-OCT-2006 01:07:25	Dark	41.000	34	Gam2Vel	1.7930	23000.	82	24018	No
10	GOM_NL__2PRFIN20061004_012148_000000392051_00418_24019_2645.N1	04-OCT-2006 01:21:48	Dark	39.000	143	Alp Hyi	2.8570	7200.0	78	24019	No
11	GOM_NL__2PRFIN20061004_012315_000000522051_00418_24019_2646.N1	04-OCT-2006 01:23:15	Dark	51.500	9	Alp Eri	0.45300	24000.	103	24019	No
12	GOM_NL__2PRFIN20061004_012833_000000422051_00418_24019_2647.N1	04-OCT-2006 01:28:33	Straylight	41.500	84	Alp Phe	2.3970	4500.0	83	24019	No
13	GOM_NL__2PRFIN20061004_014531_000000372051_00418_24019_2648.N1	04-OCT-2006 01:45:31	Bright	36.500	90	54Alp Peg	2.4870	11000.	73	24019	No
14	GOM_NL__2PRFIN20061004_014908_000000382051_00418_24019_2649.N1	04-OCT-2006 01:49:08	Bright	38.000	93	53Bet Peg	2.5200	3100.0	76	24019	No
15	GOM_NL__2PRFIN20061004_020628_000000332051_00418_24019_2650.N1	04-OCT-2006 02:06:28	Bright	33.000	49	1Alp UMi	1.9900	6300.0	66	24019	No
16	GOM_NL__2PRFIN20061004_021430_000000522051_00418_24019_2651.N1	04-OCT-2006 02:14:30	Bright	52.000	36	50Alp UMa	1.8000	6300.0	104	24019	No
17	GOM_NL__2PRFIN20061004_021601_000000352051_00418_24019_2652.N1	04-OCT-2006 02:16:01	Bright	34.500	82	48Bet UMa	2.3650	10600.	69	24019	No
18	GOM_NL__2PRFIN20061004_022901_000000322051_00418_24019_2653.N1	04-OCT-2006 02:29:01	Bright	32.000	22	32Alp Leo	1.3600	15200.	64	24019	No
19	GOM_NL__2PRFIN20061004_023539_000000462051_00418_24019_2654.N1	04-OCT-2006 02:35:39	Twilight	46.000	48	30Alp Hya	1.9770	4100.0	92	24019	No
20	GOM_NL__2PRFIN20061004_024519_000000442051_00418_24019_2655.N1	04-OCT-2006 02:45:19	Dark	44.000	65	Lam Vel	2.2040	4400.0	88	24019	No
21	GOM_NL__2PRFIN20061004_024802_000000432051_00418_24019_2656.N1	04-OCT-2006 02:48:02	Dark	42.500	34	Gam2Vel	1.7930	23000.	85	24019	No
22	GOM_NL__2PRFIN20061004_030224_000000412051_00419_24020_2646.N1	04-OCT-2006 03:02:24	Dark	40.500	143	Alp Hyi	2.8570	7200.0	81	24020	No
23	GOM_NL__2PRFIN20061004_030352_000000432051_00419_24020_2647.N1	04-OCT-2006 03:03:52	Dark	43.000	9	Alp Eri	0.45300	24000.	86	24020	No
24	GOM_NL__2PRFIN20061004_030909_000000442051_00419_24020_2648.N1	04-OCT-2006 03:09:09	Straylight	43.500	84	Alp Phe	2.3970	4500.0	87	24020	No
25	GOM_NL__2PRFIN20061004_032607_000000372051_00419_24020_2649.N1	04-OCT-2006 03:26:07	Bright	37.000	90	54Alp Peg	2.4870	11000.	74	24020	No
26	GOM_NL__2PRFIN20061004_032944_000000362051_00419_24020_2650.N1	04-OCT-2006 03:29:44	Bright	36.000	93	53Bet Peg	2.5200	3100.0	72	24020	No
27	GOM_NL__2PRFIN20061004_034704_000000362051_00419_24020_2651.N1	04-OCT-2006 03:47:04	Bright	35.500	49	1Alp UMi	1.9900	6300.0	71	24020	No
28	GOM_NL__2PRFIN20061004_035506_000000372051_00419_24020_2652.N1	04-OCT-2006 03:55:06	Bright	37.000	36	50Alp UMa	1.8000	6300.0	74	24020	No
29	GOM_NL__2PRFIN20061004_035637_000000342051_00419_24020_2653.N1	04-OCT-2006 03:56:37	Bright	34.000	82	48Bet UMa	2.3650	10600.	68	24020	No
30	GOM_NL__2PRFIN20061004_040938_000000332051_00419_24020_2654.N1	04-OCT-2006 04:09:38	Bright	33.000	22	32Alp Leo	1.3600	15200.	66	24020	No
31	GOM_NL__2PRFIN20061004_041615_000000452051_00419_24020_2655.N1	04-OCT-2006 04:16:15	Twilight	45.000	48	30Alp Hya	1.9770	4100.0	90	24020	No
32	GOM_NL__2PRFIN20061004_042555_000000502051_00419_24020_2656.N1	04-OCT-2006 04:25:55	Dark	49.500	65	Lam Vel	2.2040	4400.0	99	24020	No
33	GOM_NL__2PRFIN20061004_042838_000000412051_00419_24020_2657.N1	04-OCT-2006 04:28:38	Dark	40.500	34	Gam2Vel	1.7930	23000.	81	24020	No
34	GOM_NL__2PRFIN20061004_044300_000000392051_00420_24021_2648.N1	04-OCT-2006 04:43:00	Dark	38.500	143	Alp Hyi	2.8570	7200.0	77	24021	No
35	GOM_NL__2PRFIN20061004_044428_000000402051_00420_24021_2649.N1	04-OCT-2006 04:44:28	Dark	39.500	9	Alp Eri	0.45300	24000.	79	24021	No
36	GOM_NL__2PRFIN20061004_044945_000000392051_00420_24021_2650.N1	04-OCT-2006 04:49:45	Straylight	39.000	84	Alp Phe	2.3970	4500.0	78	24021	No
37	GOM_NL__2PRFIN20061004_050643_000000372051_00420_24021_2651.N1	04-OCT-2006 05:06:43	Bright	36.500	90	54Alp Peg	2.4870	11000.	73	24021	No
38	GOM_NL__2PRFIN20061004_051020_000000362051_00420_24021_2652.N1	04-OCT-2006 05:10:20	Bright	35.500	93	53Bet Peg	2.5200	3100.0	71	24021	No
39	GOM_NL__2PRFIN20061004_052741_000000362051_00420_24021_2653.N1	04-OCT-2006 05:27:41	Bright	35.500	49	1Alp UMi	1.9900	6300.0	71	24021	No
40	GOM_NL__2PRFIN20061004_053542_000000372051_00420_24021_2654.N1	04-OCT-2006 05:35:42	Bright	37.000	36	50Alp UMa	1.8000	6300.0	74	24021	No
41	GOM_NL__2PRFIN20061004_053713_000000332051_00420_24021_2655.N1	04-OCT-2006 05:37:13	Bright	33.000	82	48Bet UMa	2.3650	10600.	66	24021	No
42	GOM_NL__2PRFIN20061004_055014_000000342051_00420_24021_2656.N1	04-OCT-2006 05:50:14	Bright	33.500	22	32Alp Leo	1.3600	15200.	67	24021	No

43	GOM_NL__2PRFIN20061004_055652_000000422051_00420_24021_2657.N1	04-OCT-2006 05:56:52	Twilight	42.000	48	30Alp Hya	1.9770	4100.0	84	24021	No
44	GOM_NL__2PRFIN20061004_060632_000000442051_00420_24021_2658.N1	04-OCT-2006 06:06:32	Dark	43.500	65	Lam Vel	2.2040	4400.0	87	24021	No
45	GOM_NL__2PRFIN20061004_060915_000000412051_00420_24021_2659.N1	04-OCT-2006 06:09:15	Dark	41.000	34	Gam2Vel	1.7930	23000.	82	24021	No
46	GOM_NL__2PRFIN20061004_062337_000000392051_00421_24022_2670.N1	04-OCT-2006 06:23:37	Dark	39.000	143	Alp Hyi	2.8570	7200.0	78	24022	No
47	GOM_NL__2PRFIN20061004_062504_000000442051_00421_24022_2671.N1	04-OCT-2006 06:25:04	Dark	44.000	9	Alp Eri	0.45300	24000.	88	24022	No
48	GOM_NL__2PRFIN20061004_063022_000000442051_00421_24022_2672.N1	04-OCT-2006 06:30:22	Straylight	43.500	84	Alp Phe	2.3970	4500.0	87	24022	No
49	GOM_NL__2PRFIN20061004_064719_000000362051_00421_24022_2673.N1	04-OCT-2006 06:47:19	Bright	36.000	90	54Alp Peg	2.4870	11000.	72	24022	No
50	GOM_NL__2PRFIN20061004_065056_000000352051_00421_24022_2674.N1	04-OCT-2006 06:50:56	Bright	35.000	93	53Bet Peg	2.5200	3100.0	70	24022	No
51	GOM_NL__2PRFIN20061004_070816_000000352051_00421_24022_2675.N1	04-OCT-2006 07:08:16	Bright	34.500	49	1Alp UMi	1.9900	6300.0	69	24022	No
52	GOM_NL__2PRFIN20061004_071618_000000362051_00421_24022_2676.N1	04-OCT-2006 07:16:18	Bright	35.500	36	50Alp UMa	1.8000	6300.0	71	24022	No
53	GOM_NL__2PRFIN20061004_071749_000000352051_00421_24022_2677.N1	04-OCT-2006 07:17:49	Bright	34.500	82	48Bet UMa	2.3650	10600.	69	24022	No
54	GOM_NL__2PRFIN20061004_073050_000000352051_00421_24022_2678.N1	04-OCT-2006 07:30:50	Bright	34.500	22	32Alp Leo	1.3600	15200.	69	24022	No
55	GOM_NL__2PRFIN20061004_073728_000000472051_00421_24022_2679.N1	04-OCT-2006 07:37:28	Twilight	46.500	48	30Alp Hya	1.9770	4100.0	93	24022	No
56	GOM_NL__2PRFIN20061004_074708_000000512051_00421_24022_2680.N1	04-OCT-2006 07:47:08	Dark	51.000	65	Lam Vel	2.2040	4400.0	102	24022	No
57	GOM_NL__2PRFIN20061004_074951_000000402051_00421_24022_2681.N1	04-OCT-2006 07:49:51	Dark	40.000	34	Gam2Vel	1.7930	23000.	80	24022	No
58	GOM_NL__2PRFIN20061004_080413_000000372051_00422_24023_2672.N1	04-OCT-2006 08:04:13	Dark	37.000	143	Alp Hyi	2.8570	7200.0	74	24023	No
59	GOM_NL__2PRFIN20061004_080541_000000522051_00422_24023_2673.N1	04-OCT-2006 08:05:41	Dark	51.500	9	Alp Eri	0.45300	24000.	103	24023	No
60	GOM_NL__2PRFIN20061004_081058_000000452051_00422_24023_2674.N1	04-OCT-2006 08:10:58	Straylight	45.000	84	Alp Phe	2.3970	4500.0	90	24023	No
61	GOM_NL__2PRFIN20061004_082755_000000362051_00422_24023_2675.N1	04-OCT-2006 08:27:55	Bright	35.500	90	54Alp Peg	2.4870	11000.	71	24023	No
62	GOM_NL__2PRFIN20061004_083132_000000362051_00422_24023_2676.N1	04-OCT-2006 08:31:32	Bright	35.500	93	53Bet Peg	2.5200	3100.0	71	24023	No
63	GOM_NL__2PRFIN20061004_084852_000000352051_00422_24023_2677.N1	04-OCT-2006 08:48:52	Bright	35.000	49	1Alp UMi	1.9900	6300.0	70	24023	No
64	GOM_NL__2PRFIN20061004_085654_000000522051_00422_24023_2678.N1	04-OCT-2006 08:56:54	Bright	52.000	36	50Alp UMa	1.8000	6300.0	104	24023	No
65	GOM_NL__2PRFIN20061004_085825_000000342051_00422_24023_2679.N1	04-OCT-2006 08:58:25	Bright	34.000	82	48Bet UMa	2.3650	10600.	68	24023	No
66	GOM_NL__2PRFIN20061004_091126_000000342051_00422_24023_2680.N1	04-OCT-2006 09:11:26	Bright	34.000	22	32Alp Leo	1.3600	15200.	68	24023	No
67	GOM_NL__2PRFIN20061004_091805_000000452051_00422_24023_2681.N1	04-OCT-2006 09:18:05	Twilight	45.000	48	30Alp Hya	1.9770	4100.0	90	24023	No
68	GOM_NL__2PRFIN20061004_092745_000000432051_00422_24023_2682.N1	04-OCT-2006 09:27:45	Dark	42.500	65	Lam Vel	2.2040	4400.0	85	24023	No
69	GOM_NL__2PRFIN20061004_093028_000000432051_00422_24023_2683.N1	04-OCT-2006 09:30:28	Dark	42.500	34	Gam2Vel	1.7930	23000.	85	24023	No
70	GOM_NL__2PRFIN20061004_094449_000000392051_00423_24024_2315.N1	04-OCT-2006 09:44:49	Dark	38.500	143	Alp Hyi	2.8570	7200.0	77	24024	No
71	GOM_NL__2PRFIN20061004_094617_000000402051_00423_24024_2316.N1	04-OCT-2006 09:46:17	Dark	39.500	9	Alp Eri	0.45300	24000.	79	24024	No
72	GOM_NL__2PRFIN20061004_095134_000000442051_00423_24024_2317.N1	04-OCT-2006 09:51:34	Straylight	43.500	84	Alp Phe	2.3970	4500.0	87	24024	No
73	GOM_NL__2PRFIN20061004_100831_000000352051_00423_24024_2318.N1	04-OCT-2006 10:08:31	Bright	35.000	90	54Alp Peg	2.4870	11000.	70	24024	No
74	GOM_NL__2PRFIN20061004_101208_000000382051_00423_24024_2319.N1	04-OCT-2006 10:12:08	Bright	37.500	93	53Bet Peg	2.5200	3100.0	75	24024	No
75	GOM_NL__2PRFIN20061004_102928_000000362051_00423_24024_2320.N1	04-OCT-2006 10:29:28	Bright	35.500	49	1Alp UMi	1.9900	6300.0	71	24024	No
76	GOM_NL__2PRFIN20061004_103730_000000372051_00423_24024_2321.N1	04-OCT-2006 10:37:30	Bright	36.500	36	50Alp UMa	1.8000	6300.0	73	24024	No
77	GOM_NL__2PRFIN20061004_103901_000000352051_00423_24024_2322.N1	04-OCT-2006 10:39:01	Bright	34.500	82	48Bet UMa	2.3650	10600.	69	24024	No
78	GOM_NL__2PRFIN20061004_105203_000000322051_00423_24024_2323.N1	04-OCT-2006 10:52:03	Bright	31.500	22	32Alp Leo	1.3600	15200.	63	24024	No
79	GOM_NL__2PRFIN20061004_105841_000000472051_00423_24024_2324.N1	04-OCT-2006 10:58:41	Twilight	46.500	48	30Alp Hya	1.9770	4100.0	93	24024	No
80	GOM_NL__2PRFIN20061004_110821_000000462051_00423_24024_2325.N1	04-OCT-2006 11:08:21	Dark	45.500	65	Lam Vel	2.2040	4400.0	91	24024	No
81	GOM_NL__2PRFIN20061004_111137_000000402051_00423_24024_2326.N1	04-OCT-2006 11:11:37	Dark	40.000	46	Del Vel	1.9540	10600.	80	24024	No
82	GOM_NL__2PRFIN20061004_112526_000000372051_00424_24025_2315.N1	04-OCT-2006 11:25:26	Dark	37.000	143	Alp Hyi	2.8570	7200.0	74	24025	No
83	GOM_NL__2PRFIN20061004_112653_000000422051_00424_24025_2316.N1	04-OCT-2006 11:26:53	Dark	42.000	9	Alp Eri	0.45300	24000.	84	24025	No
84	GOM_NL__2PRFIN20061004_113210_000000462051_00424_24025_2317.N1	04-OCT-2006 11:32:10	Straylight	46.000	84	Alp Phe	2.3970	4500.0	92	24025	No
85	GOM_NL__2PRFIN20061004_114907_000000362051_00424_24025_2318.N1	04-OCT-2006 11:49:07	Bright	35.500	90	54Alp Peg	2.4870	11000.	71	24025	No
86	GOM_NL__2PRFIN20061004_115243_000000382051_00424_24025_2319.N1	04-OCT-2006 11:52:43	Bright	38.000	93	53Bet Peg	2.5200	3100.0	76	24025	No
87	GOM_NL__2PRFIN20061004_121004_000000362051_00424_24025_2320.N1	04-OCT-2006 12:10:04	Bright	35.500	49	1Alp UMi	1.9900	6300.0	71	24025	No
88	GOM_NL__2PRFIN20061004_121806_000000382051_00424_24025_2321.N1	04-OCT-2006 12:18:06	Bright	37.500	36	50Alp UMa	1.8000	6300.0	75	24025	No
89	GOM_NL__2PRFIN20061004_121937_000000362051_00424_24025_2322.N1	04-OCT-2006 12:19:37	Bright	36.000	82	48Bet UMa	2.3650	10600.	72	24025	No
90	GOM_NL__2PRFIN20061004_123239_000000332051_00424_24025_2323.N1	04-OCT-2006 12:32:39	Bright	32.500	22	32Alp Leo	1.3600	15200.	65	24025	No
91	GOM_NL__2PRFIN20061004_123917_000000522051_00424_24025_2324.N1	04-OCT-2006 12:39:17	Twilight	51.500	48	30Alp Hya	1.9770	4100.0	103	24025	No
92	GOM_NL__2PRFIN20061004_124857_000000482051_00424_24025_2325.N1	04-OCT-2006 12:48:57	Dark	48.000	65	Lam Vel	2.2040	4400.0	96	24025	No
93	GOM_NL__2PRFIN20061004_125213_000000382051_00424_24025_2326.N1	04-OCT-2006 12:52:13	Dark	38.000	46	Del Vel	1.9540	10600.	76	24025	No
94	GOM_NL__2PRFIN20061004_130602_000000392051_00425_24026_2315.N1	04-OCT-2006 13:06:02	Dark	38.500	143	Alp Hyi	2.8570	7200.0	77	24026	No
95	GOM_NL__2PRFIN20061004_130730_000000412051_00425_24026_2316.N1	04-OCT-2006 13:07:30	Dark	41.000	9	Alp Eri	0.45300	24000.	82	24026	No
96	GOM_NL__2PRFIN20061004_131246_000000422051_00425_24026_2317.N1	04-OCT-2006 13:12:46	Straylight	42.000	84	Alp Phe	2.3970	4500.0	84	24026	No
97	GOM_NL__2PRFIN20061004_132943_000000372051_00425_24026_2318.N1	04-OCT-2006 13:29:43	Bright	36.500	90	54Alp Peg	2.4870	11000.	73	24026	No
98	GOM_NL__2PRFIN20061004_133320_000000372051_00425_24026_2319.N1	04-OCT-2006 13:33:20	Bright	36.500	93	53Bet Peg	2.5200	3100.0	73	24026	No
99	GOM_NL__2PRFIN20061004_135040_000000372051_00425_24026_2320.N1	04-OCT-2006 13:50:40	Bright	36.500	49	1Alp UMi	1.9900	6300.0	73	24026	No
100	GOM_NL__2PRFIN20061004_135842_000000372051_00425_24026_2321.N1	04-OCT-2006 13:58:42	Bright	37.000	36	50Alp UMa	1.8000	6300.0	74	24026	No
101	GOM_NL__2PRFIN20061004_140013_000000352051_00425_24026_2322.N1	04-OCT-2006 14:00:13	Bright	34.500	82	48Bet UMa	2.3650	10600.	69	24026	No

102	GOM_NL__2PRFIN20061004_141315_000000352051_00425_24026_2323.N1	04-OCT-2006 14:13:15	Bright	34.500	22	32Alp Leo	1.3600	15200.	69	24026	No
103	GOM_NL__2PRFIN20061004_141954_000000452051_00425_24026_2324.N1	04-OCT-2006 14:19:54	Twilight	45.000	48	30Alp Hya	1.9770	4100.0	90	24026	No
104	GOM_NL__2PRFIN20061004_142934_000000452051_00425_24026_2325.N1	04-OCT-2006 14:29:34	Dark	44.500	65	Lam Vel	2.2040	4400.0	89	24026	No
105	GOM_NL__2PRFIN20061004_143250_000000372051_00425_24026_2326.N1	04-OCT-2006 14:32:50	Dark	37.000	46	Del Vel	1.9540	10600.	74	24026	No
106	GOM_NL__2PRFIN20061004_144638_000000382051_00426_24027_2316.N1	04-OCT-2006 14:46:38	Dark	37.500	143	Alp Hyi	2.8570	7200.0	75	24027	No
107	GOM_NL__2PRFIN20061004_144806_000000492051_00426_24027_2317.N1	04-OCT-2006 14:48:06	Dark	48.500	9	Alp Eri	0.45300	24000.	97	24027	No
108	GOM_NL__2PRFIN20061004_145323_000000372051_00426_24027_2318.N1	04-OCT-2006 14:53:23	Straylight	37.000	84	Alp Phe	2.3970	4500.0	74	24027	No
109	GOM_NL__2PRFIN20061004_151019_000000372051_00426_24027_2319.N1	04-OCT-2006 15:10:19	Bright	36.500	90	54Alp Peg	2.4870	11000.	73	24027	No
110	GOM_NL__2PRFIN20061004_151355_000000372051_00426_24027_2320.N1	04-OCT-2006 15:13:55	Bright	36.500	93	53Bet Peg	2.5200	3100.0	73	24027	No
111	GOM_NL__2PRFIN20061004_153116_000000362051_00426_24027_2321.N1	04-OCT-2006 15:31:16	Bright	35.500	49	1Alp UMi	1.9900	6300.0	71	24027	No
112	GOM_NL__2PRFIN20061004_153918_000000362051_00426_24027_2322.N1	04-OCT-2006 15:39:18	Bright	36.000	36	50Alp UMa	1.8000	6300.0	72	24027	No
113	GOM_NL__2PRFIN20061004_154049_000000332051_00426_24027_2323.N1	04-OCT-2006 15:40:49	Bright	33.000	82	48Bet UMa	2.3650	10600.	66	24027	No
114	GOM_NL__2PRFIN20061004_155351_000000362051_00426_24027_2324.N1	04-OCT-2006 15:53:51	Bright	35.500	22	32Alp Leo	1.3600	15200.	71	24027	No
115	GOM_NL__2PRFIN20061004_160030_000000482051_00426_24027_2325.N1	04-OCT-2006 16:00:30	Twilight	47.500	48	30Alp Hya	1.9770	4100.0	95	24027	No
116	GOM_NL__2PRFIN20061004_161010_000000442051_00426_24027_2326.N1	04-OCT-2006 16:10:10	Dark	43.500	65	Lam Vel	2.2040	4400.0	87	24027	No
117	GOM_NL__2PRFIN20061004_161326_000000382051_00426_24027_2327.N1	04-OCT-2006 16:13:26	Dark	38.000	46	Del Vel	1.9540	10600.	76	24027	No
118	GOM_NL__2PRFIN20061004_162715_000000382051_00427_24028_2317.N1	04-OCT-2006 16:27:15	Dark	37.500	143	Alp Hyi	2.8570	7200.0	75	24028	No
119	GOM_NL__2PRFIN20061004_162842_000000412051_00427_24028_2318.N1	04-OCT-2006 16:28:42	Dark	41.000	9	Alp Eri	0.45300	24000.	82	24028	No
120	GOM_NL__2PRFIN20061004_163359_000000442051_00427_24028_2319.N1	04-OCT-2006 16:33:59	Straylight	43.500	84	Alp Phe	2.3970	4500.0	87	24028	No
121	GOM_NL__2PRFIN20061004_165055_000000372051_00427_24028_2320.N1	04-OCT-2006 16:50:55	Bright	36.500	90	54Alp Peg	2.4870	11000.	73	24028	No
122	GOM_NL__2PRFIN20061004_165432_000000392051_00427_24028_2321.N1	04-OCT-2006 16:54:32	Bright	39.000	93	53Bet Peg	2.5200	3100.0	78	24028	No
123	GOM_NL__2PRFIN20061004_171152_000000362051_00427_24028_2322.N1	04-OCT-2006 17:11:52	Bright	35.500	49	1Alp UMi	1.9900	6300.0	71	24028	No
124	GOM_NL__2PRFIN20061004_171954_000000342051_00427_24028_2323.N1	04-OCT-2006 17:19:54	Bright	33.500	36	50Alp UMa	1.8000	6300.0	67	24028	No
125	GOM_NL__2PRFIN20061004_172125_000000362051_00427_24028_2324.N1	04-OCT-2006 17:21:25	Bright	35.500	82	48Bet UMa	2.3650	10600.	71	24028	No
126	GOM_NL__2PRFIN20061004_173427_000000362051_00427_24028_2325.N1	04-OCT-2006 17:34:27	Bright	36.000	22	32Alp Leo	1.3600	15200.	72	24028	No
127	GOM_NL__2PRFIN20061004_174106_000000492051_00427_24028_2326.N1	04-OCT-2006 17:41:06	Twilight	48.500	48	30Alp Hya	1.9770	4100.0	97	24028	No
128	GOM_NL__2PRFIN20061004_175046_000000452051_00427_24028_2327.N1	04-OCT-2006 17:50:46	Dark	45.000	65	Lam Vel	2.2040	4400.0	90	24028	No
129	GOM_NL__2PRFIN20061004_175403_000000392051_00427_24028_2328.N1	04-OCT-2006 17:54:03	Dark	39.000	46	Del Vel	1.9540	10600.	78	24028	No
130	GOM_NL__2PRFIN20061004_180751_000000372051_00428_24029_2318.N1	04-OCT-2006 18:07:51	Dark	37.000	143	Alp Hyi	2.8570	7200.0	74	24029	No
131	GOM_NL__2PRFIN20061004_180919_000000512051_00428_24029_2319.N1	04-OCT-2006 18:09:19	Dark	51.000	9	Alp Eri	0.45300	24000.	102	24029	No
132	GOM_NL__2PRFIN20061004_181435_000000432051_00428_24029_2320.N1	04-OCT-2006 18:14:35	Straylight	42.500	84	Alp Phe	2.3970	4500.0	85	24029	No
133	GOM_NL__2PRFIN20061004_183131_000000362051_00428_24029_2321.N1	04-OCT-2006 18:31:31	Bright	36.000	90	54Alp Peg	2.4870	11000.	72	24029	No
134	GOM_NL__2PRFIN20061004_183508_000000362051_00428_24029_2322.N1	04-OCT-2006 18:35:08	Bright	35.500	93	53Bet Peg	2.5200	3100.0	71	24029	No
135	GOM_NL__2PRFIN20061004_185228_000000362051_00428_24029_2323.N1	04-OCT-2006 18:52:28	Bright	36.000	49	1Alp UMi	1.9900	6300.0	72	24029	No
136	GOM_NL__2PRFIN20061004_190030_000000382051_00428_24029_2324.N1	04-OCT-2006 19:00:30	Bright	37.500	36	50Alp UMa	1.8000	6300.0	75	24029	No
137	GOM_NL__2PRFIN20061004_190201_000000522051_00428_24029_2325.N1	04-OCT-2006 19:02:01	Bright	52.000	82	48Bet UMa	2.3650	10600.	104	24029	No
138	GOM_NL__2PRFIN20061004_191504_000000532051_00428_24029_2326.N1	04-OCT-2006 19:15:04	Bright	53.000	22	32Alp Leo	1.3600	15200.	106	24029	No
139	GOM_NL__2PRFIN20061004_192143_000000462051_00428_24029_2327.N1	04-OCT-2006 19:21:43	Twilight	46.000	48	30Alp Hya	1.9770	4100.0	92	24029	No
140	GOM_NL__2PRFIN20061004_193123_000000462051_00428_24029_2328.N1	04-OCT-2006 19:31:23	Dark	46.000	65	Lam Vel	2.2040	4400.0	92	24029	No
141	GOM_NL__2PRFIN20061004_193439_000000382051_00428_24029_2329.N1	04-OCT-2006 19:34:39	Dark	38.000	46	Del Vel	1.9540	10600.	76	24029	No
142	GOM_NL__2PRFIN20061004_194827_000000382051_00429_24030_2319.N1	04-OCT-2006 19:48:27	Dark	38.000	143	Alp Hyi	2.8570	7200.0	76	24030	No
143	GOM_NL__2PRFIN20061004_194955_000000502051_00429_24030_2320.N1	04-OCT-2006 19:49:55	Dark	49.500	9	Alp Eri	0.45300	24000.	99	24030	No
144	GOM_NL__2PRFIN20061004_195511_000000422051_00429_24030_2321.N1	04-OCT-2006 19:55:11	Straylight	42.000	84	Alp Phe	2.3970	4500.0	84	24030	No
145	GOM_NL__2PRFIN20061004_201208_000000372051_00429_24030_2322.N1	04-OCT-2006 20:12:08	Bright	36.500	90	54Alp Peg	2.4870	11000.	73	24030	No
146	GOM_NL__2PRFIN20061004_201544_000000362051_00429_24030_2323.N1	04-OCT-2006 20:15:44	Bright	35.500	93	53Bet Peg	2.5200	3100.0	71	24030	No
147	GOM_NL__2PRFIN20061004_203304_000000352051_00429_24030_2324.N1	04-OCT-2006 20:33:04	Bright	35.000	49	1Alp UMi	1.9900	6300.0	70	24030	No
148	GOM_NL__2PRFIN20061004_204107_000000342051_00429_24030_2325.N1	04-OCT-2006 20:41:07	Bright	34.000	36	50Alp UMa	1.8000	6300.0	68	24030	No
149	GOM_NL__2PRFIN20061004_204237_000000352051_00429_24030_2326.N1	04-OCT-2006 20:42:37	Bright	34.500	82	48Bet UMa	2.3650	10600.	69	24030	No
150	GOM_NL__2PRFIN20061004_205540_000000342051_00429_24030_2327.N1	04-OCT-2006 20:55:40	Bright	34.000	22	32Alp Leo	1.3600	15200.	68	24030	No
151	GOM_NL__2PRFIN20061004_211159_000000412051_00429_24030_2328.N1	04-OCT-2006 21:11:59	Dark	40.500	65	Lam Vel	2.2040	4400.0	81	24030	No
152	GOM_NL__2PRFIN20061004_211515_000000392051_00429_24030_2329.N1	04-OCT-2006 21:15:15	Dark	38.500	46	Del Vel	1.9540	10600.	77	24030	No
153	GOM_NL__2PRFIN20061004_212904_000000382051_00430_24031_2320.N1	04-OCT-2006 21:29:04	Dark	38.000	143	Alp Hyi	2.8570	7200.0	76	24031	No
154	GOM_NL__2PRFIN20061004_213031_000000412051_00430_24031_2321.N1	04-OCT-2006 21:30:31	Dark	40.500	9	Alp Eri	0.45300	24000.	81	24031	No
155	GOM_NL__2PRFIN20061004_213547_000000462051_00430_24031_2322.N1	04-OCT-2006 21:35:47	Straylight	46.000	84	Alp Phe	2.3970	4500.0	92	24031	No
156	GOM_NL__2PRFIN20061004_215243_000000372051_00430_24031_2323.N1	04-OCT-2006 21:52:43	Bright	36.500	90	54Alp Peg	2.4870	11000.	73	24031	No
157	GOM_NL__2PRFIN20061004_215620_000000362051_00430_24031_2324.N1	04-OCT-2006 21:56:20	Bright	36.000	93	53Bet Peg	2.5200	3100.0	72	24031	No
158	GOM_NL__2PRFIN20061004_221340_000000322051_00430_24031_2325.N1	04-OCT-2006 22:13:40	Bright	32.000	49	1Alp UMi	1.9900	6300.0	64	24031	No
159	GOM_NL__2PRFIN20061004_222142_000000372051_00430_24031_2326.N1	04-OCT-2006 22:21:42	Bright	37.000	36	50Alp UMa	1.8000	6300.0	74	24031	No
160	GOM_NL__2PRFIN20061004_222313_000000362051_00430_24031_2327.N1	04-OCT-2006 22:23:13	Bright	36.000	82	48Bet UMa	2.3650	10600.	72	24031	No

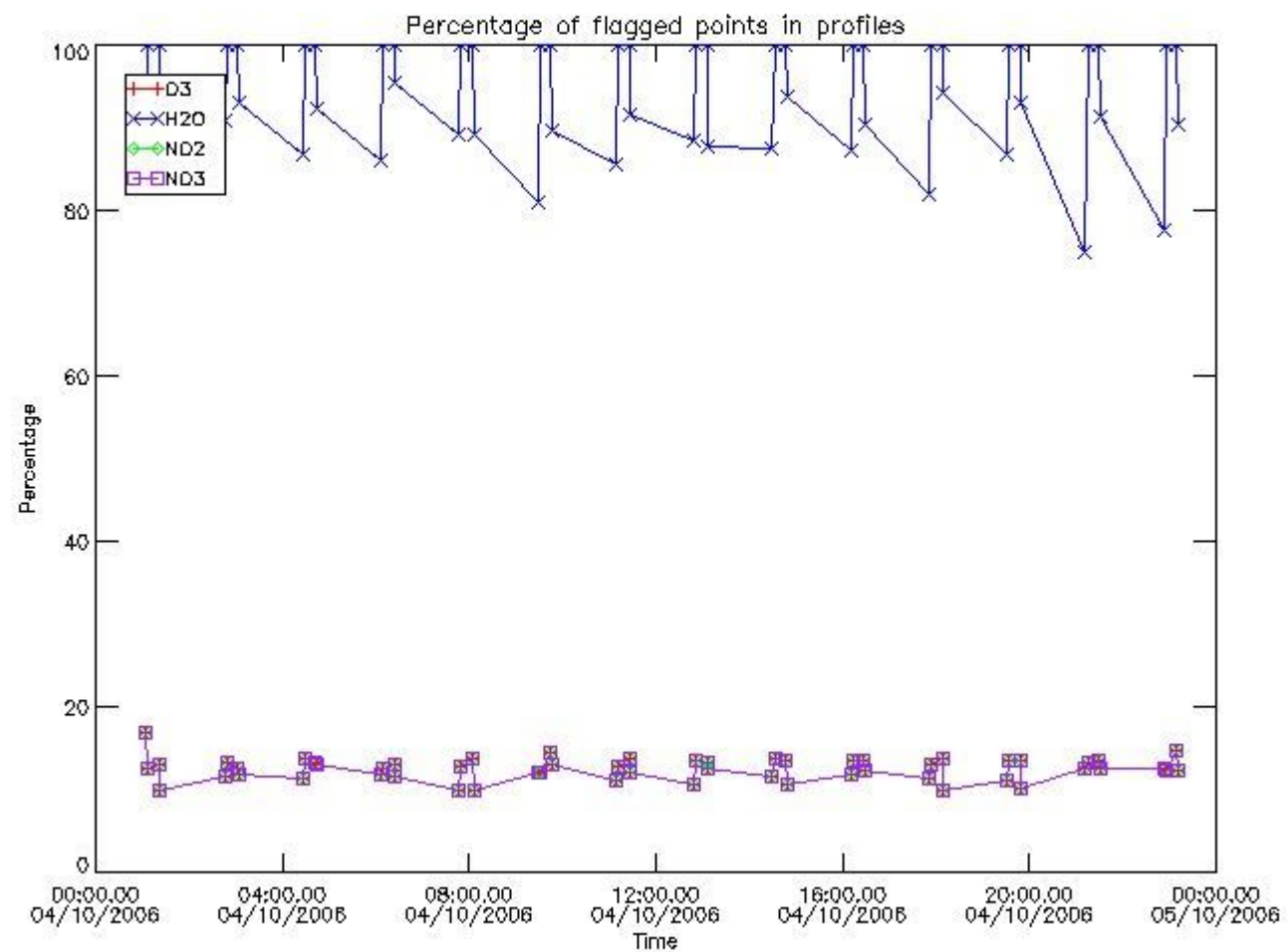


161	GOM_NL__2PRFIN20061004_223616_000000342051_00430_24031_2328.N1	04-OCT-2006 22:36:16	Bright	34.000	22	32Alp Leo	1.3600	15200.	68	24031	No
162	GOM_NL__2PRFIN20061004_225235_000000412051_00430_24031_2329.N1	04-OCT-2006 22:52:35	Dark	40.500	65	Lam Vel	2.2040	4400.0	81	24031	No
163	GOM_NL__2PRFIN20061004_225551_000000422051_00430_24031_2330.N1	04-OCT-2006 22:55:51	Dark	41.500	46	Del Vel	1.9540	10600.	83	24031	No
164	GOM_NL__2PRFIN20061004_230940_000000382051_00431_24032_2341.N1	04-OCT-2006 23:09:40	Dark	38.000	143	Alp Hyi	2.8570	7200.0	76	24032	No
165	GOM_NL__2PRFIN20061004_231107_000000422051_00431_24032_2342.N1	04-OCT-2006 23:11:07	Dark	41.500	9	Alp Eri	0.45300	24000.	83	24032	No
166	GOM_NL__2PRFIN20061004_231623_000000392051_00431_24032_2343.N1	04-OCT-2006 23:16:23	Straylight	39.000	84	Alp Phe	2.3970	4500.0	78	24032	No
167	GOM_NL__2PRFIN20061004_233319_000000362051_00431_24032_2344.N1	04-OCT-2006 23:33:19	Bright	36.000	90	54Alp Peg	2.4870	11000.	72	24032	No
168	GOM_NL__2PRFIN20061004_233655_000000382051_00431_24032_2345.N1	04-OCT-2006 23:36:55	Bright	37.500	93	53Bet Peg	2.5200	3100.0	75	24032	No
169	GOM_NL__2PRFIN20061004_235416_000000342051_00431_24032_2346.N1	04-OCT-2006 23:54:16	Bright	34.000	49	1Alp UMi	1.9900	6300.0	68	24032	No

### 3. Quality information per product

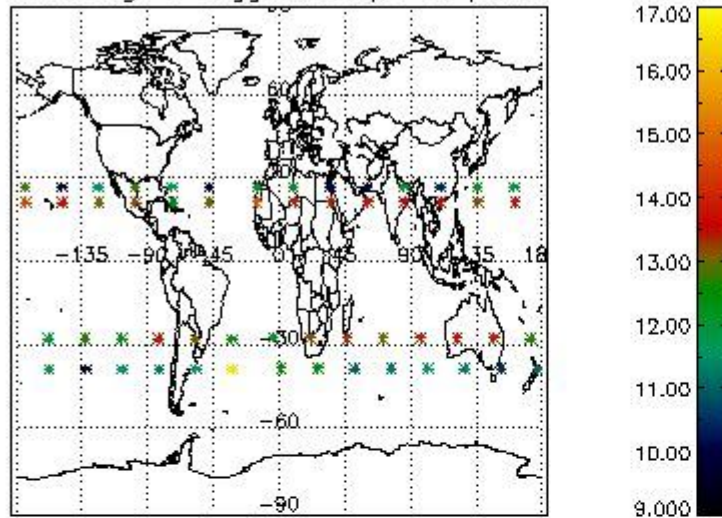
In this section it is plotted some information contained in the Quality Summary data set of the level 2 products. Only products in dark limb conditions and without errors (error flag in the MPH set to "0") are used.

#### 3.1 Plot quality information per product (time dependant)

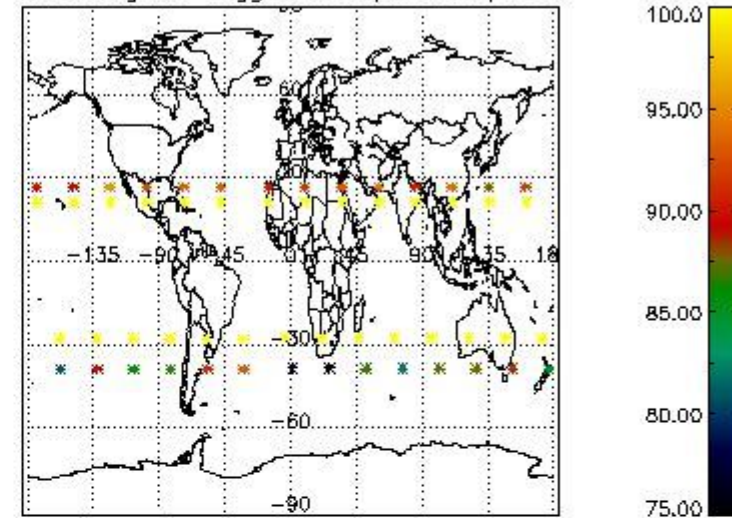


#### 3.2 Plot quality information per product (world map)

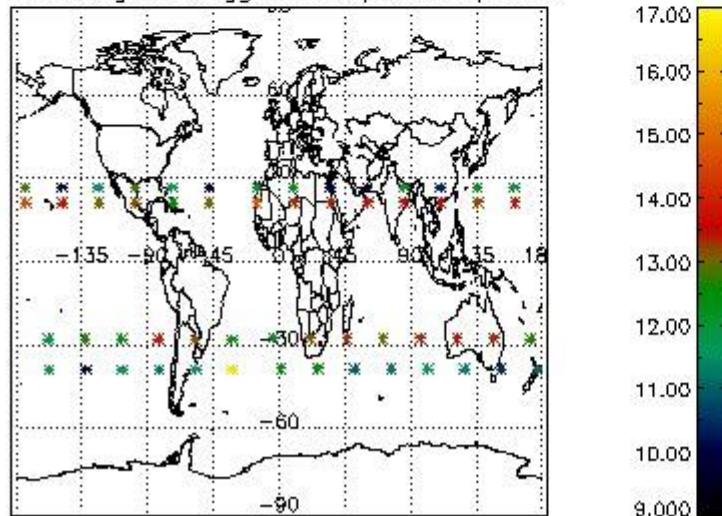
Percentage of flagged data per O3 profile



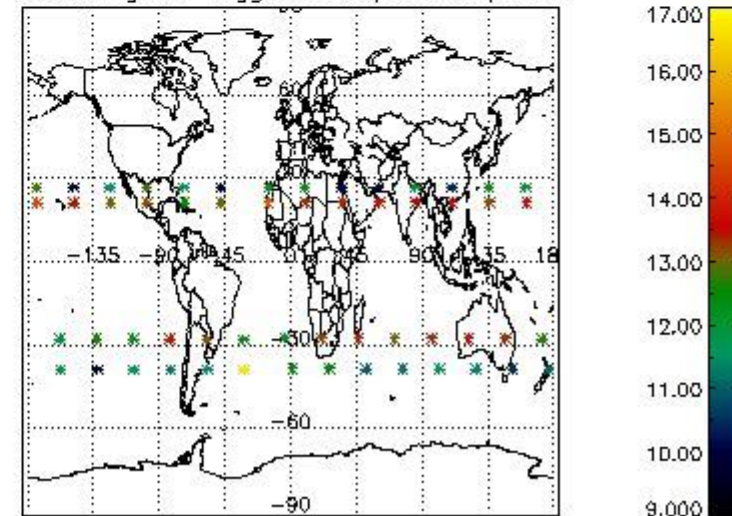
Percentage of flagged data per H2O profile



Percentage of flagged data per NO2 profile



Percentage of flagged data per NO3 profile

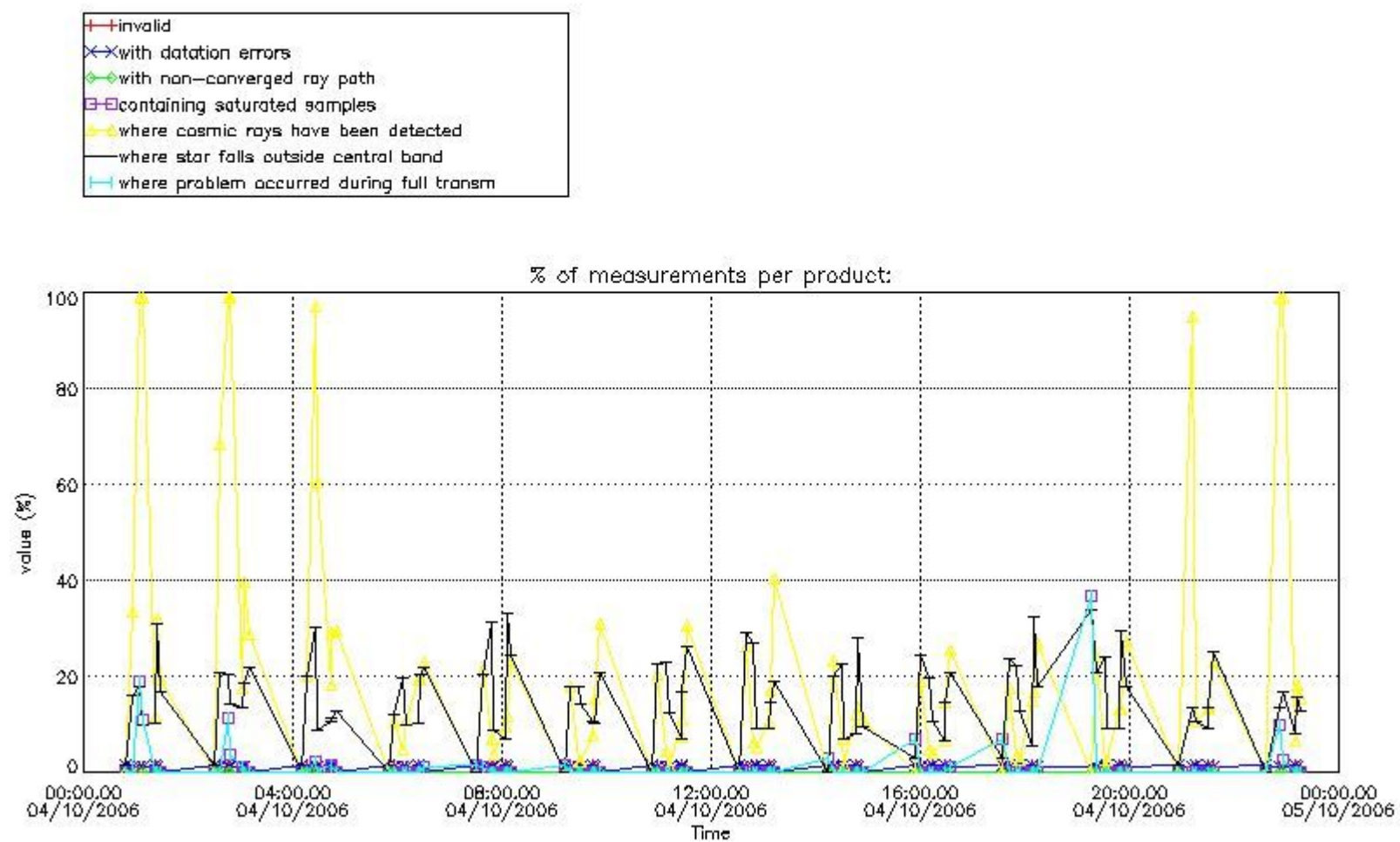


#### 4. Level 1 quality information per product

In this section it is plotted some information contained in the Quality Summary data set of the level 2 products that comes from the level 1b processing. Products without errors (error flag in the MPH set to "0") are used.

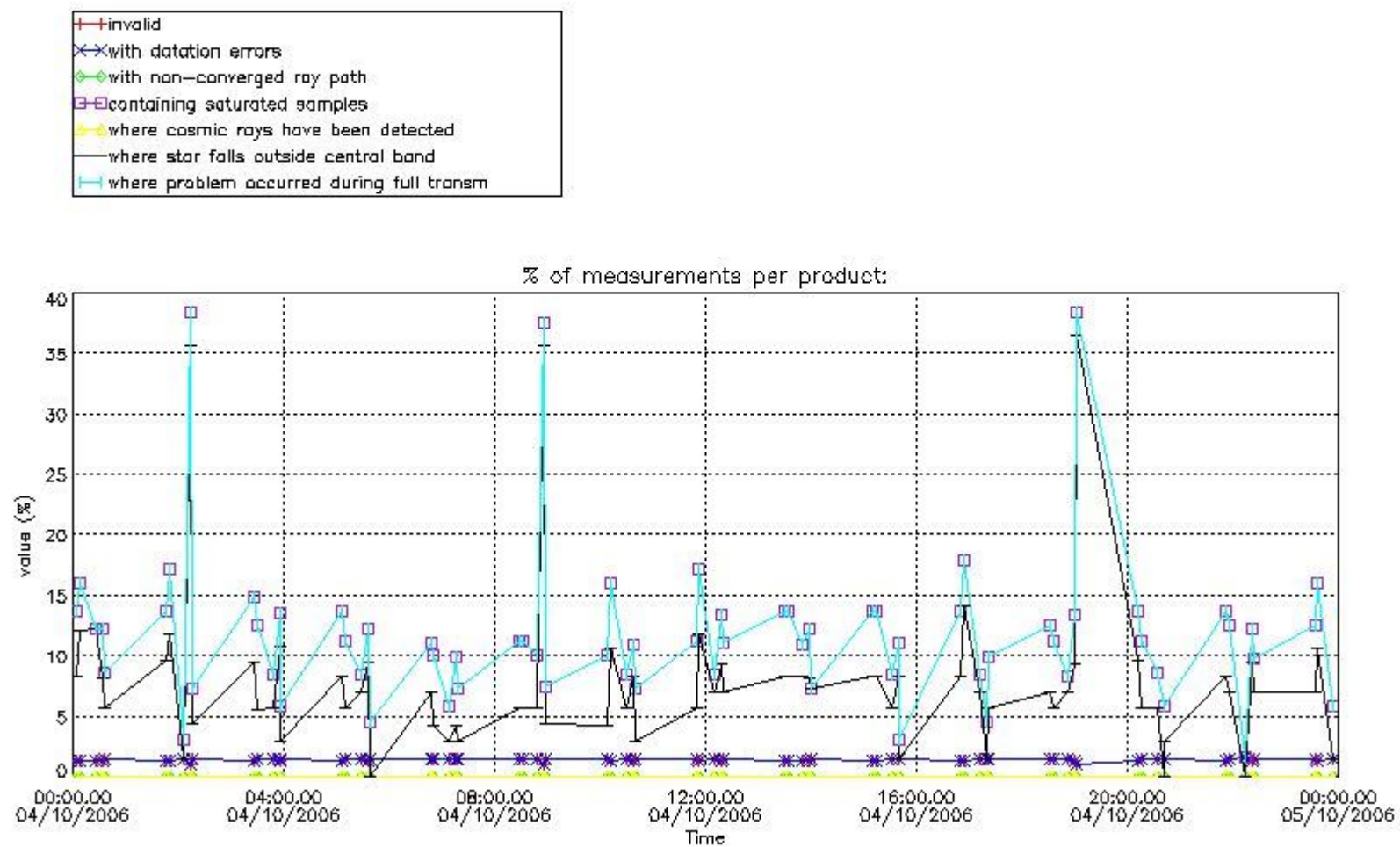
##### 4.1 Plot quality information per product (time dependant) coming from level 1b processing

###### 4.1.1 Plot level 1 quality information per product (time dependant): ENVISAT ASCENDING passes



4.1.2 Plot level 1 quality information per product (time dependant): ENVI SAT DESCENDING passes



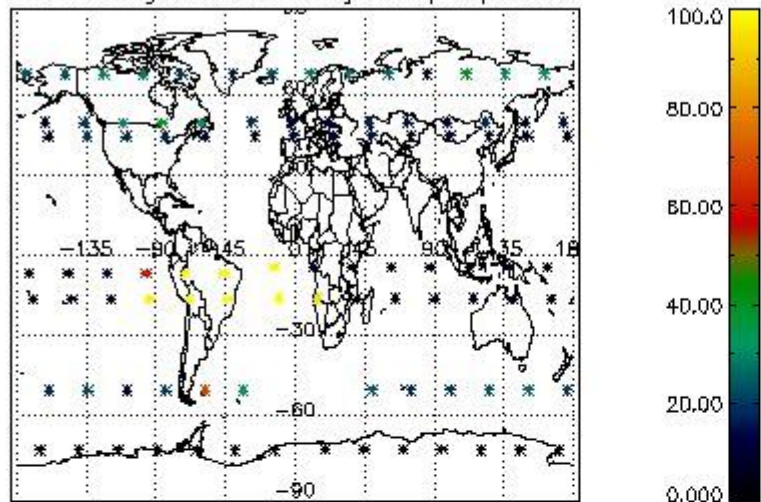


4.2 Plot quality information per product coming from level 1b processing (world map)

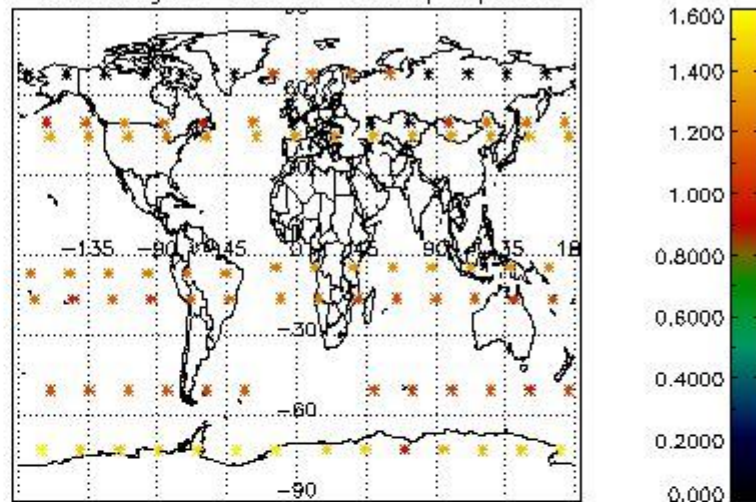
4.2.1 Plot level 1 quality information per product (world map): ENVISAT ASCENDING passes



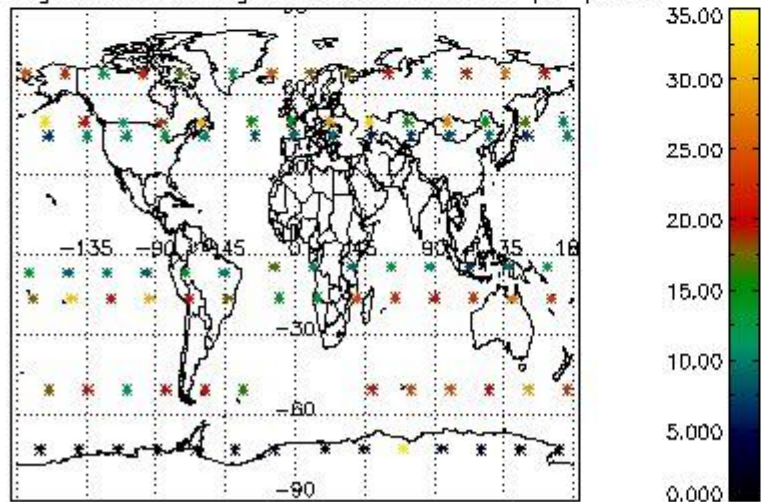
Percentage of cosmic ray hits per profile



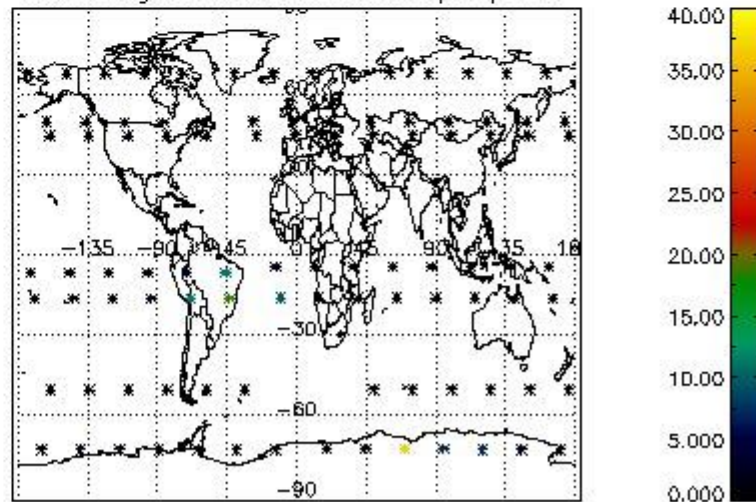
Percentage of datation errors per profile



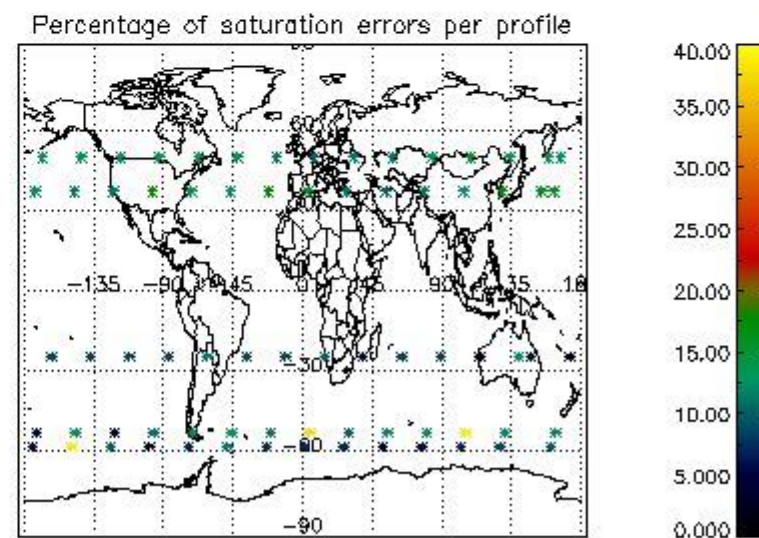
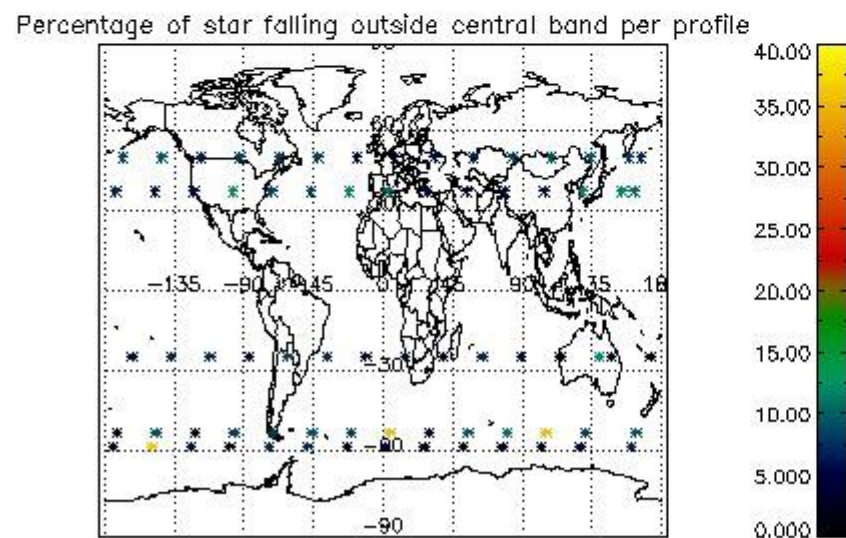
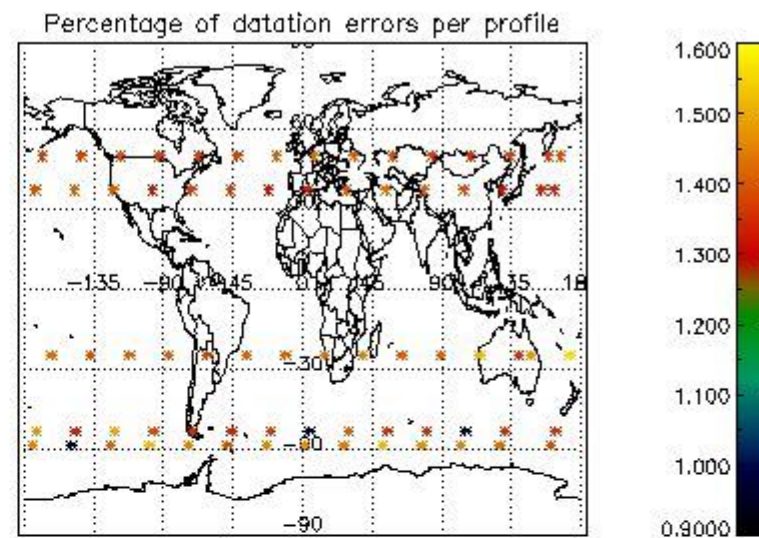
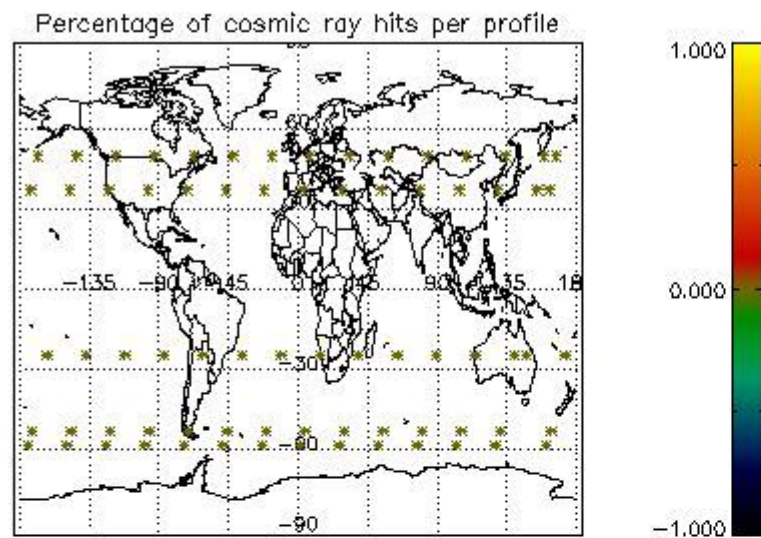
Percentage of star falling outside central band per profile



Percentage of saturation errors per profile



4.2.2 Plot level 1 quality information per product (world map): ENVISAT DESCENDING passes



## 5. Trace gas profiles

### 5.1 Ozone statistics based on quality of products

The final quality of the products can be "measured" using the STD (Standard Deviation) attached to every point profile. This information is written to the parameter GOM\_NL\_\_2P/NL\_LOCAL\_SPECIES\_DENSITY/o3\_std of the level 2 products. The table below shows the statistics for given STD ranges.

The statistics are given with respect to the overall valid production:

- Products without fatal errors: GOM\_NL\_\_2P/MPH/PRODUCT\_ERR=0
- Valid point profile: GOM\_NL\_\_2P/NL\_LOCAL\_SPECIES\_DENSITY/pcd(0)=0

The 'Criteria' is applied to valid points of dark limb products:

- Products in dark limb illumination condition: GOM\_NL\_\_2P/NL\_SUMMARY\_QUALITY/obs\_ill\_cond=0
- Products without fatal errors: GOM\_NL\_\_2P/MPH/PRODUCT\_ERR=0
- Valid point profile: GOM\_NL\_\_2P/NL\_LOCAL\_SPECIES\_DENSITY/pcd(0)=0

So, the table below shows the percentage of dark limb and valid observations for each criteria with respect to the overall valid daily observations.

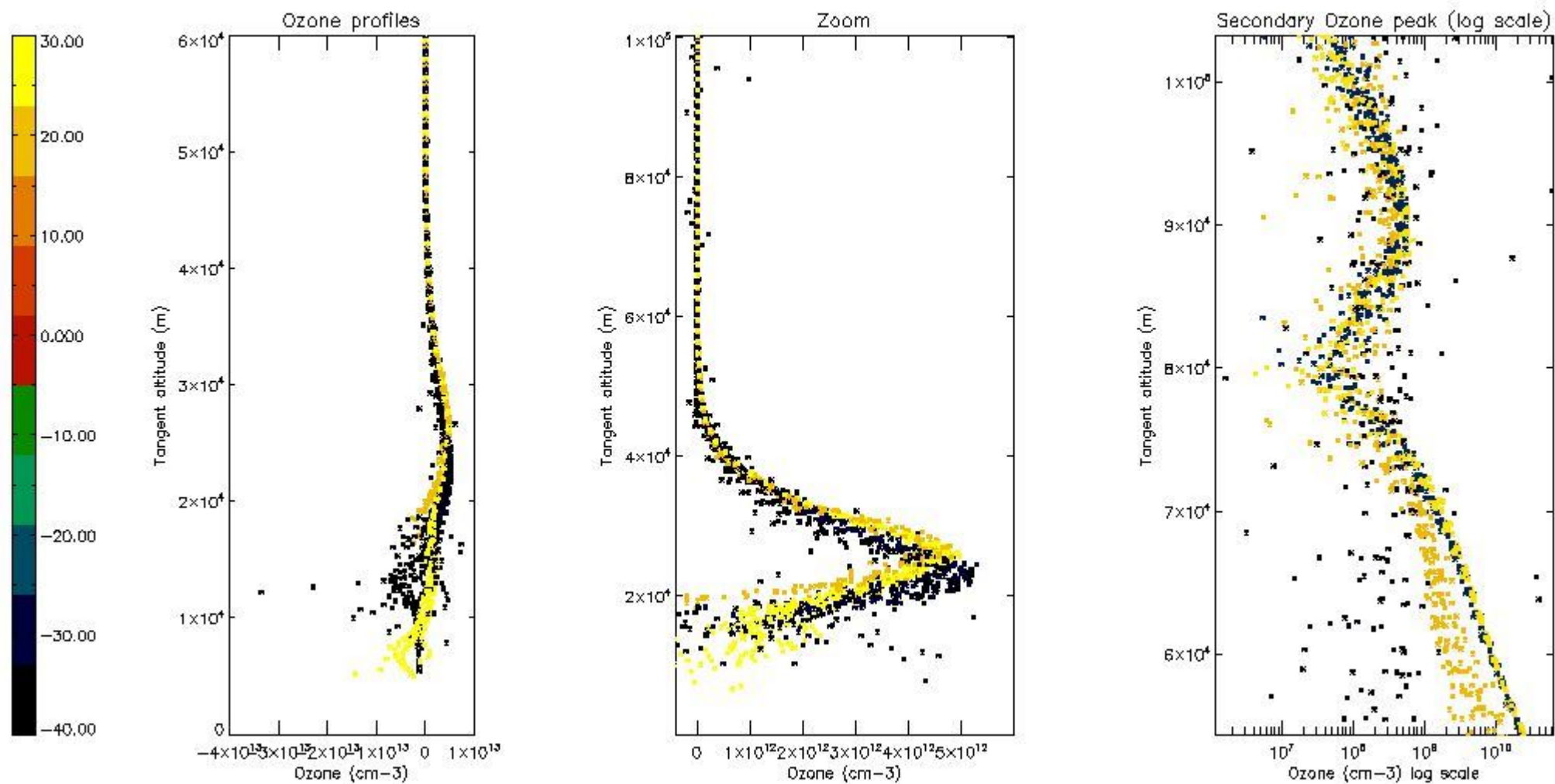
Criteria	% of total production
All STD	36
STD < 20	20



STD < 10	14
STD < 5	9

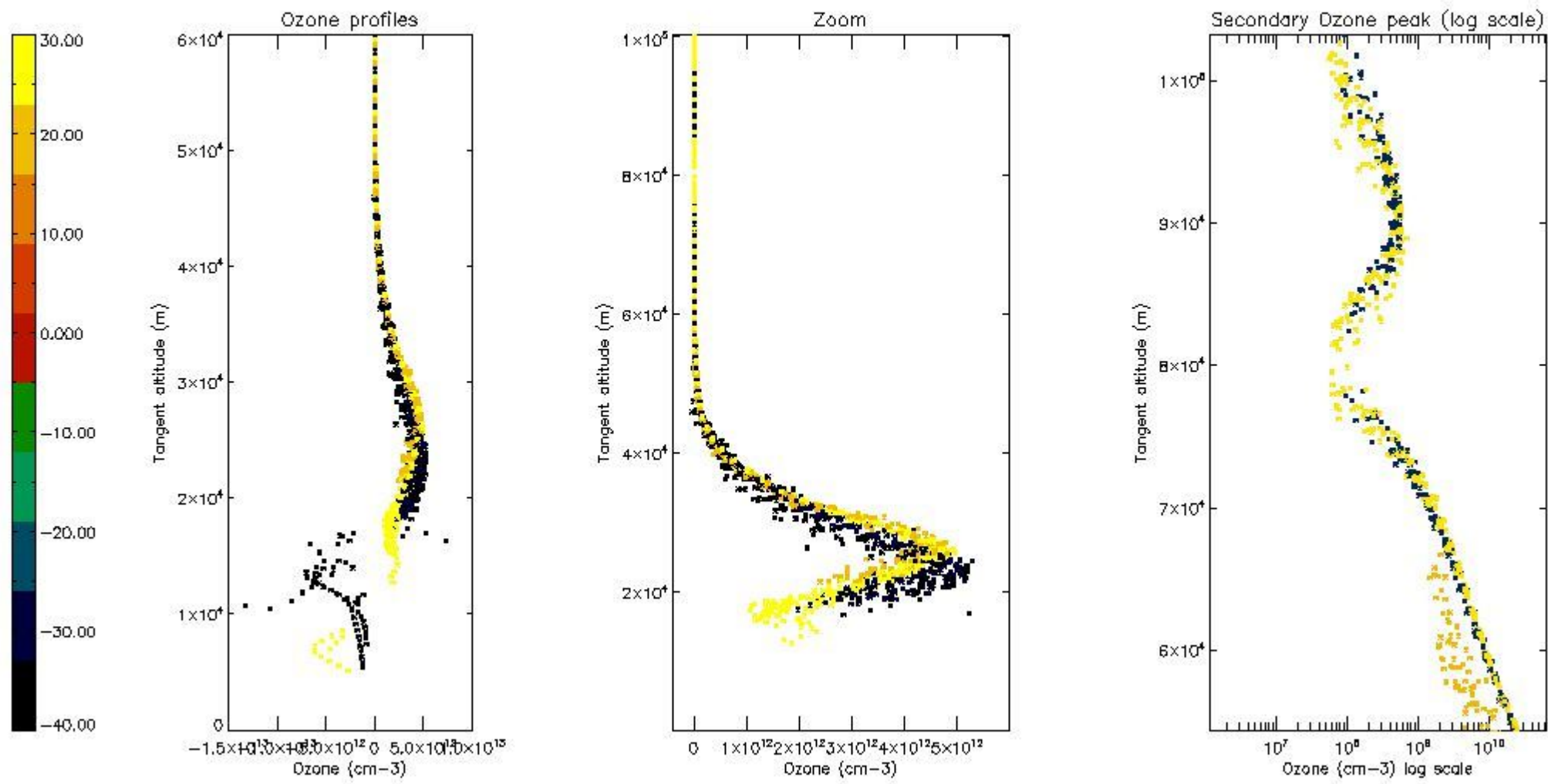
5.2 Plot ozone profiles for all STD (dark without errors)

The colorbar represents the latitude.



5.3 Plot ozone profiles where STD < 20% (dark without errors)

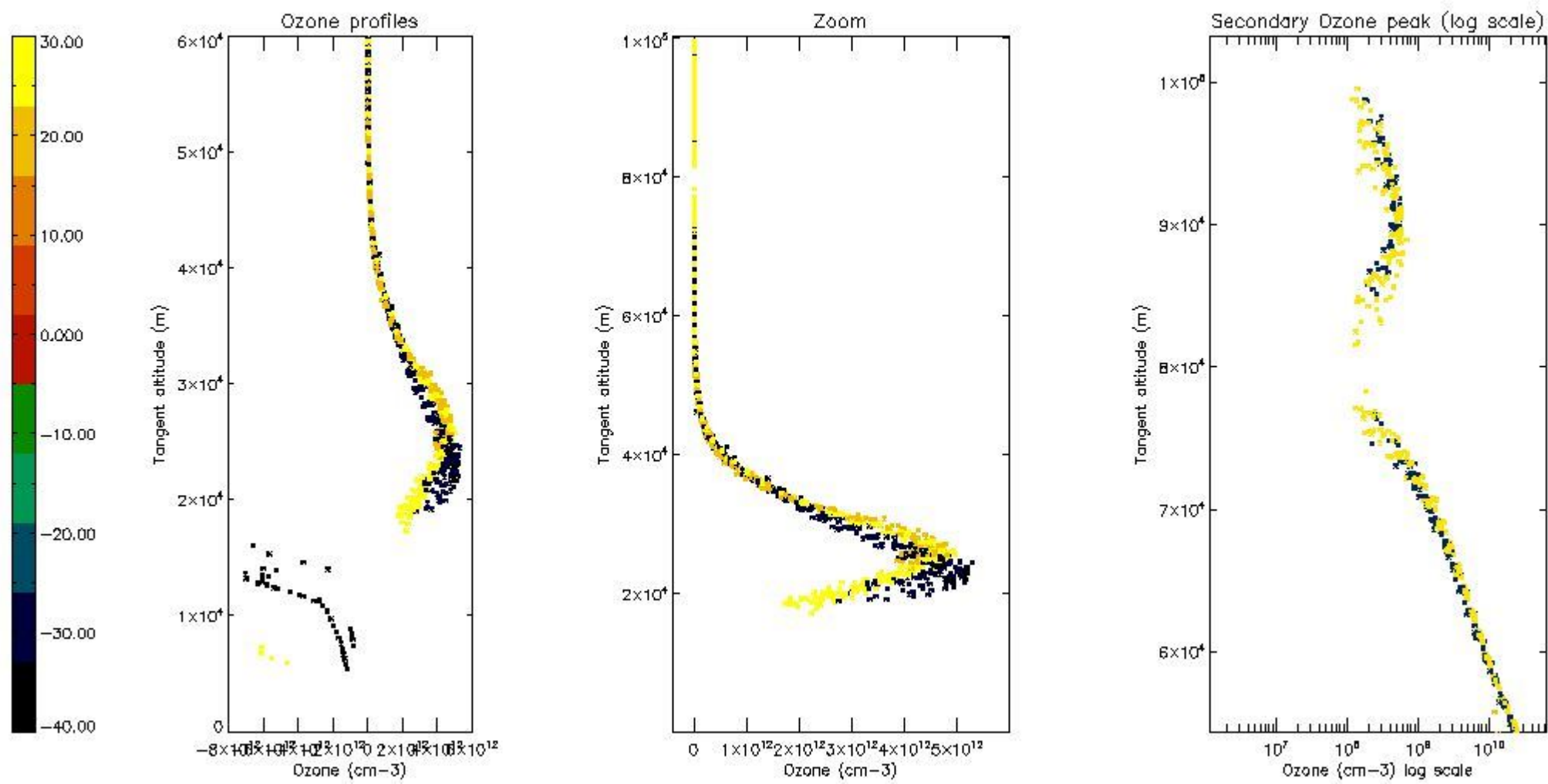
The colorbar represents the latitude.



*5.4 Plot ozone profiles where STD < 10% (dark without errors)*

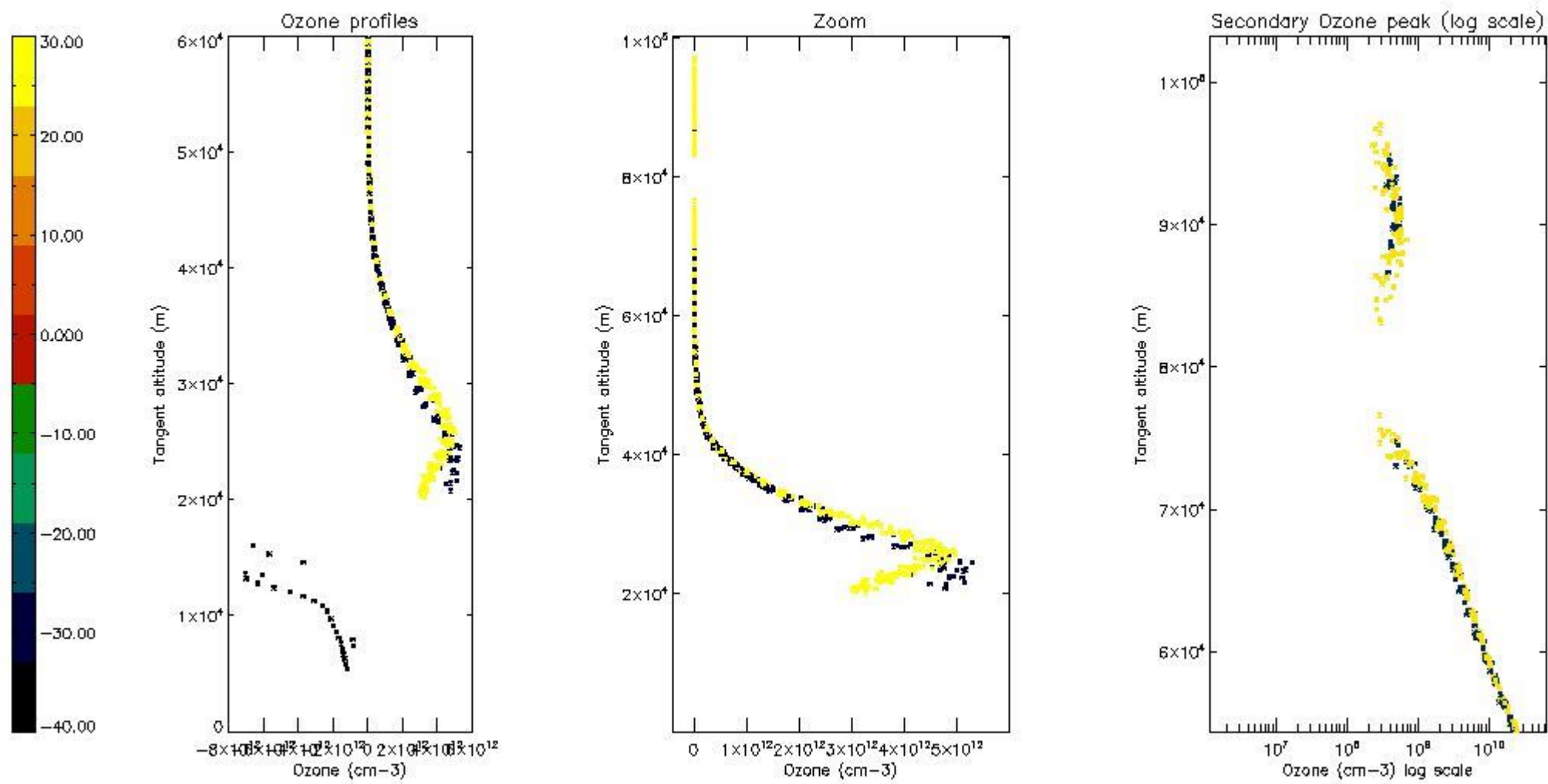
The colorbar represents the latitude.





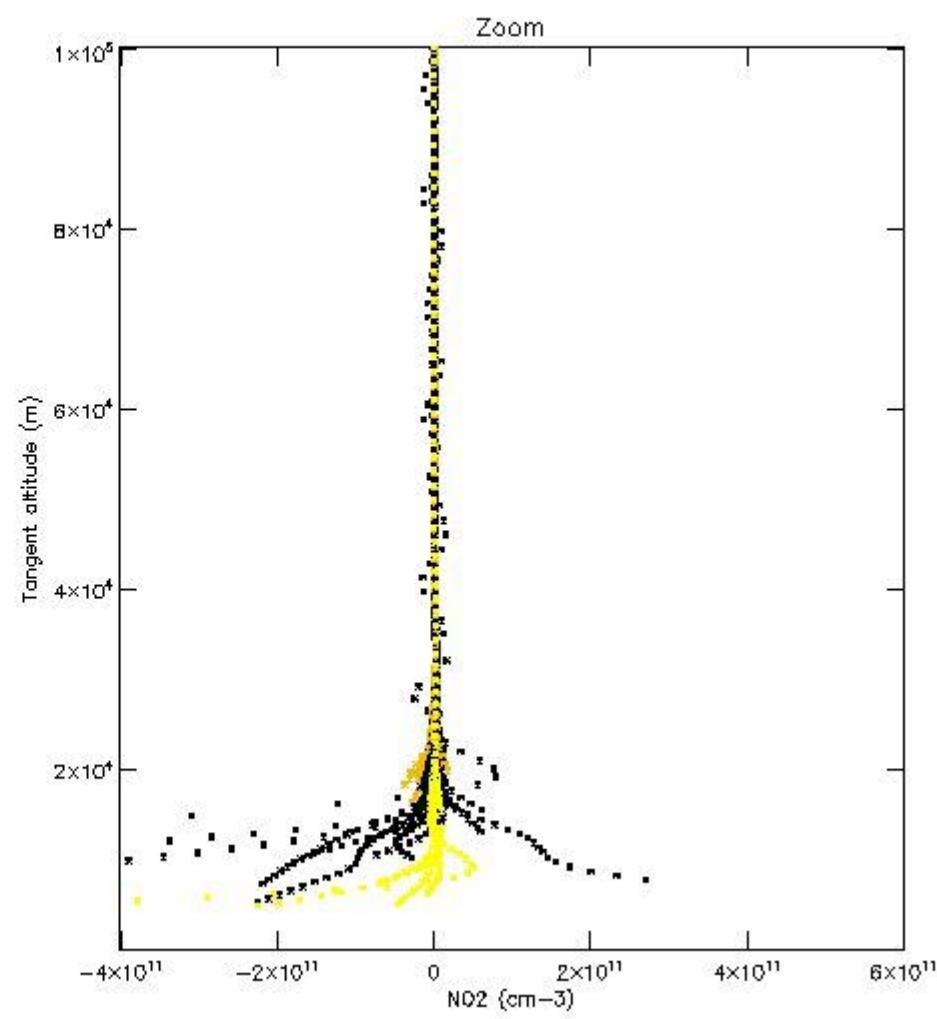
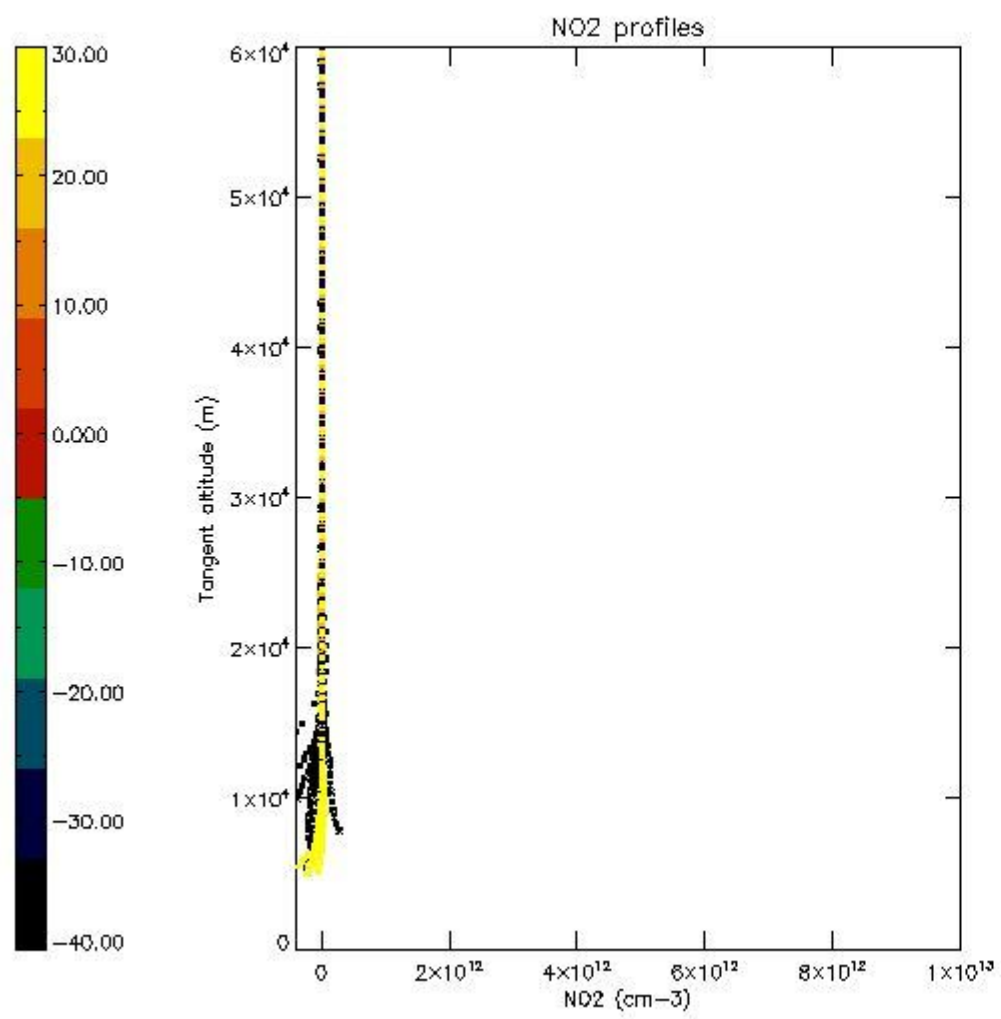
*5.5 Plot ozone profiles where STD < 5% (dark without errors)*

The colorbar represents the latitude.



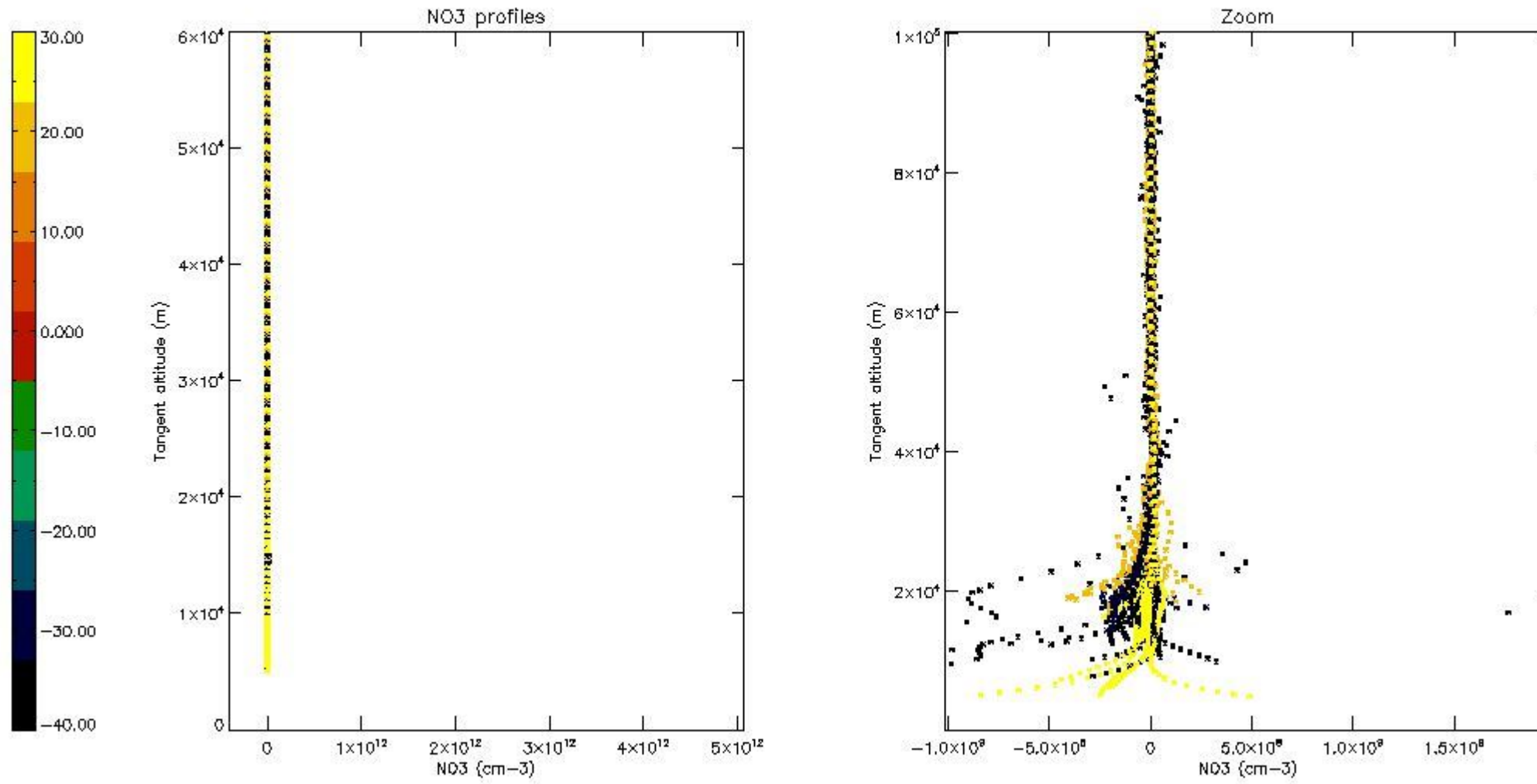
*5.6 Plot NO<sub>2</sub> profiles for all STD (dark without errors)*

The colorbar represents the latitude.



*5.7 Plot NO3 profiles for all STD (dark without errors)*

The colorbar represents the latitude.



## 6. Auxiliary Data Files used for the production reported in section 2

The number reported in the third column indicates since which file (see list in section 2) the corresponding auxiliary file has been used. The fourth column is the date of those product files.

Type	Auxiliary Filename	Used since product	Used since product date
INST_PHYS_CHARACTERISTICS	GOM_INS_AXVIEC20091111_143220_20030716_120000_20500101_000000	1	04-OCT-2006 00:04:55
LEVEL-2_PROC_CONFIG	GOM_PR2_AXVIEC20091111_152718_20020301_000000_20500101_000000	1	04-OCT-2006 00:04:55
CROSS_SECTIONS_FILE	GOM_CRS_AXVIEC20091111_154832_20020301_000000_20500101_000000	1	04-OCT-2006 00:04:55



# GOMOS Level 2 Daily Report

## SUMMARY

### [1. General Info](#)

### [2. Summary of processed GOM\\_NL\\_2P products](#)

### [3. Level 2 Quality information per product](#)

#### [3.1 Plot of level 2 quality information per product \(time dependant\)](#)

#### [3.2 Plot of level 2 quality information per product \(world map\)](#)

### [4. Level 1 Quality information per product \(stored on level 2 products\)](#)

#### [4.1 Plot of level 1 quality information per product \(time dependant\)](#)

##### [4.1.1 Plot of level 1 quality information per product \(time dependant\): ASCENDING](#)

##### [4.1.2 Plot of level 1 quality information per product \(time dependant\): DESCENDING](#)

#### [4.2 Plot of level 1 quality information per product \(world map\)](#)

##### [4.2.1 Plot of level 1 quality information per product \(world map\): ASCENDING](#)

##### [4.2.2 Plot of level 1 quality information per product \(world map\): DESCENDING](#)

### [5. Ozone profiles based on quality statistics and other trace gas profiles](#)

#### [5.1 Ozone statistics based on quality of products](#)

#### [5.2 Plot ozone profiles for all STD \(dark without errors\)](#)

#### [5.3 Plot ozone profiles where STD < 20% \(dark without errors\)](#)

#### [5.4. Plot ozone profiles where STD < 10% \(dark without errors\)](#)

#### [5.5. Plot ozone profiles where STD < 5% \(dark without errors\)](#)

#### [5.6 Plot NO2 profiles for all STD \(dark without errors\)](#)

#### [5.7 Plot NO3 profiles for all STD \(dark without errors\)](#)

#### [5.8 Plot H2O profiles \(only for occultations of stars 1,2,3,4,13,14,16,26,63 dark without errors\) for all STD](#)

### [6. Auxiliary Data Files used for the production reported in section 2](#)

This report presents the daily analysis on parameters extracted from GOMOS level 2 data (GOM\_NL\_\_2P). It is intended to monitor some important parameters that will impact the quality of these products. A list of level 2 products (and content) that have arrived during the reporting day to the PCF is also given.

Item	Value
Time of report generation	24APR2013 04:39:58
Data source version	GOMOS/6.01
Start time of products	04-10-2006 (04OCT2006 00:00:00)
Stop time of products	05-10-2006 (05OCT2006 00:00:00)
Store outputs in DB	Yes
Nb of level 2 prods	169
Nb of prods with errors	0

## 2. Summary of processed GOM\_NL\_\_2P products.

Nr	Filename	UTC Start time	Limb	Duration	Star Id	Star Name	Star Mag	Star Temp	Nb Meas	Orbit	Prod. error
1	GOM_NL__2PRFIN20061004_000455_000000372051_00417_24018_2645.N1	04-OCT-2006 00:04:55	Bright	36.500	90	54Alp Peg	2.4870	11000.	73	24018	No
2	GOM_NL__2PRFIN20061004_000832_000000382051_00417_24018_2646.N1	04-OCT-2006 00:08:32	Bright	37.500	93	53Bet Peg	2.5200	3100.0	75	24018	No
3	GOM_NL__2PRFIN20061004_002553_000000372051_00417_24018_2647.N1	04-OCT-2006 00:25:53	Bright	37.000	49	1Alp UMi	1.9900	6300.0	74	24018	No
4	GOM_NL__2PRFIN20061004_003354_000000372051_00417_24018_2648.N1	04-OCT-2006 00:33:54	Bright	37.000	36	50Alp UMa	1.8000	6300.0	74	24018	No
5	GOM_NL__2PRFIN20061004_003525_000000352051_00417_24018_2649.N1	04-OCT-2006 00:35:25	Bright	35.000	82	48Bet UMa	2.3650	10600.	70	24018	No
6	GOM_NL__2PRFIN20061004_004825_000000332051_00417_24018_2650.N1	04-OCT-2006 00:48:25	Bright	32.500	22	32Alp Leo	1.3600	15200.	65	24018	No
7	GOM_NL__2PRFIN20061004_005503_000000442051_00417_24018_2651.N1	04-OCT-2006 00:55:03	Twilight	43.500	48	30Alp Hya	1.9770	4100.0	87	24018	No
8	GOM_NL__2PRFIN20061004_010443_000000432051_00417_24018_2652.N1	04-OCT-2006 01:04:43	Dark	42.500	65	Lam Vel	2.2040	4400.0	85	24018	No
9	GOM_NL__2PRFIN20061004_010725_000000412051_00417_24018_2653.N1	04-OCT-2006 01:07:25	Dark	41.000	34	Gam2Vel	1.7930	23000.	82	24018	No
10	GOM_NL__2PRFIN20061004_012148_000000392051_00418_24019_2645.N1	04-OCT-2006 01:21:48	Dark	39.000	143	Alp Hyi	2.8570	7200.0	78	24019	No
11	GOM_NL__2PRFIN20061004_012315_000000522051_00418_24019_2646.N1	04-OCT-2006 01:23:15	Dark	51.500	9	Alp Eri	0.45300	24000.	103	24019	No
12	GOM_NL__2PRFIN20061004_012833_000000422051_00418_24019_2647.N1	04-OCT-2006 01:28:33	Straylight	41.500	84	Alp Phe	2.3970	4500.0	83	24019	No
13	GOM_NL__2PRFIN20061004_014531_000000372051_00418_24019_2648.N1	04-OCT-2006 01:45:31	Bright	36.500	90	54Alp Peg	2.4870	11000.	73	24019	No
14	GOM_NL__2PRFIN20061004_014908_000000382051_00418_24019_2649.N1	04-OCT-2006 01:49:08	Bright	38.000	93	53Bet Peg	2.5200	3100.0	76	24019	No
15	GOM_NL__2PRFIN20061004_020628_000000332051_00418_24019_2650.N1	04-OCT-2006 02:06:28	Bright	33.000	49	1Alp UMi	1.9900	6300.0	66	24019	No
16	GOM_NL__2PRFIN20061004_021430_000000522051_00418_24019_2651.N1	04-OCT-2006 02:14:30	Bright	52.000	36	50Alp UMa	1.8000	6300.0	104	24019	No
17	GOM_NL__2PRFIN20061004_021601_000000352051_00418_24019_2652.N1	04-OCT-2006 02:16:01	Bright	34.500	82	48Bet UMa	2.3650	10600.	69	24019	No
18	GOM_NL__2PRFIN20061004_022901_000000322051_00418_24019_2653.N1	04-OCT-2006 02:29:01	Bright	32.000	22	32Alp Leo	1.3600	15200.	64	24019	No
19	GOM_NL__2PRFIN20061004_023539_000000462051_00418_24019_2654.N1	04-OCT-2006 02:35:39	Twilight	46.000	48	30Alp Hya	1.9770	4100.0	92	24019	No
20	GOM_NL__2PRFIN20061004_024519_000000442051_00418_24019_2655.N1	04-OCT-2006 02:45:19	Dark	44.000	65	Lam Vel	2.2040	4400.0	88	24019	No
21	GOM_NL__2PRFIN20061004_024802_000000432051_00418_24019_2656.N1	04-OCT-2006 02:48:02	Dark	42.500	34	Gam2Vel	1.7930	23000.	85	24019	No
22	GOM_NL__2PRFIN20061004_030224_000000412051_00419_24020_2646.N1	04-OCT-2006 03:02:24	Dark	40.500	143	Alp Hyi	2.8570	7200.0	81	24020	No
23	GOM_NL__2PRFIN20061004_030352_000000432051_00419_24020_2647.N1	04-OCT-2006 03:03:52	Dark	43.000	9	Alp Eri	0.45300	24000.	86	24020	No
24	GOM_NL__2PRFIN20061004_030909_000000442051_00419_24020_2648.N1	04-OCT-2006 03:09:09	Straylight	43.500	84	Alp Phe	2.3970	4500.0	87	24020	No
25	GOM_NL__2PRFIN20061004_032607_000000372051_00419_24020_2649.N1	04-OCT-2006 03:26:07	Bright	37.000	90	54Alp Peg	2.4870	11000.	74	24020	No
26	GOM_NL__2PRFIN20061004_032944_000000362051_00419_24020_2650.N1	04-OCT-2006 03:29:44	Bright	36.000	93	53Bet Peg	2.5200	3100.0	72	24020	No
27	GOM_NL__2PRFIN20061004_034704_000000362051_00419_24020_2651.N1	04-OCT-2006 03:47:04	Bright	35.500	49	1Alp UMi	1.9900	6300.0	71	24020	No
28	GOM_NL__2PRFIN20061004_035506_000000372051_00419_24020_2652.N1	04-OCT-2006 03:55:06	Bright	37.000	36	50Alp UMa	1.8000	6300.0	74	24020	No
29	GOM_NL__2PRFIN20061004_035637_000000342051_00419_24020_2653.N1	04-OCT-2006 03:56:37	Bright	34.000	82	48Bet UMa	2.3650	10600.	68	24020	No
30	GOM_NL__2PRFIN20061004_040938_000000332051_00419_24020_2654.N1	04-OCT-2006 04:09:38	Bright	33.000	22	32Alp Leo	1.3600	15200.	66	24020	No
31	GOM_NL__2PRFIN20061004_041615_000000452051_00419_24020_2655.N1	04-OCT-2006 04:16:15	Twilight	45.000	48	30Alp Hya	1.9770	4100.0	90	24020	No
32	GOM_NL__2PRFIN20061004_042555_000000502051_00419_24020_2656.N1	04-OCT-2006 04:25:55	Dark	49.500	65	Lam Vel	2.2040	4400.0	99	24020	No
33	GOM_NL__2PRFIN20061004_042838_000000412051_00419_24020_2657.N1	04-OCT-2006 04:28:38	Dark	40.500	34	Gam2Vel	1.7930	23000.	81	24020	No
34	GOM_NL__2PRFIN20061004_044300_000000392051_00420_24021_2648.N1	04-OCT-2006 04:43:00	Dark	38.500	143	Alp Hyi	2.8570	7200.0	77	24021	No
35	GOM_NL__2PRFIN20061004_044428_000000402051_00420_24021_2649.N1	04-OCT-2006 04:44:28	Dark	39.500	9	Alp Eri	0.45300	24000.	79	24021	No
36	GOM_NL__2PRFIN20061004_044945_000000392051_00420_24021_2650.N1	04-OCT-2006 04:49:45	Straylight	39.000	84	Alp Phe	2.3970	4500.0	78	24021	No
37	GOM_NL__2PRFIN20061004_050643_000000372051_00420_24021_2651.N1	04-OCT-2006 05:06:43	Bright	36.500	90	54Alp Peg	2.4870	11000.	73	24021	No
38	GOM_NL__2PRFIN20061004_051020_000000362051_00420_24021_2652.N1	04-OCT-2006 05:10:20	Bright	35.500	93	53Bet Peg	2.5200	3100.0	71	24021	No
39	GOM_NL__2PRFIN20061004_052741_000000362051_00420_24021_2653.N1	04-OCT-2006 05:27:41	Bright	35.500	49	1Alp UMi	1.9900	6300.0	71	24021	No
40	GOM_NL__2PRFIN20061004_053542_000000372051_00420_24021_2654.N1	04-OCT-2006 05:35:42	Bright	37.000	36	50Alp UMa	1.8000	6300.0	74	24021	No
41	GOM_NL__2PRFIN20061004_053713_000000332051_00420_24021_2655.N1	04-OCT-2006 05:37:13	Bright	33.000	82	48Bet UMa	2.3650	10600.	66	24021	No
42	GOM_NL__2PRFIN20061004_055014_000000342051_00420_24021_2656.N1	04-OCT-2006 05:50:14	Bright	33.500	22	32Alp Leo	1.3600	15200.	67	24021	No

43	GOM_NL__2PRFIN20061004_055652_000000422051_00420_24021_2657.N1	04-OCT-2006 05:56:52	Twilight	42.000	48	30Alp Hya	1.9770	4100.0	84	24021	No
44	GOM_NL__2PRFIN20061004_060632_000000442051_00420_24021_2658.N1	04-OCT-2006 06:06:32	Dark	43.500	65	Lam Vel	2.2040	4400.0	87	24021	No
45	GOM_NL__2PRFIN20061004_060915_000000412051_00420_24021_2659.N1	04-OCT-2006 06:09:15	Dark	41.000	34	Gam2Vel	1.7930	23000.	82	24021	No
46	GOM_NL__2PRFIN20061004_062337_000000392051_00421_24022_2670.N1	04-OCT-2006 06:23:37	Dark	39.000	143	Alp Hyi	2.8570	7200.0	78	24022	No
47	GOM_NL__2PRFIN20061004_062504_000000442051_00421_24022_2671.N1	04-OCT-2006 06:25:04	Dark	44.000	9	Alp Eri	0.45300	24000.	88	24022	No
48	GOM_NL__2PRFIN20061004_063022_000000442051_00421_24022_2672.N1	04-OCT-2006 06:30:22	Straylight	43.500	84	Alp Phe	2.3970	4500.0	87	24022	No
49	GOM_NL__2PRFIN20061004_064719_000000362051_00421_24022_2673.N1	04-OCT-2006 06:47:19	Bright	36.000	90	54Alp Peg	2.4870	11000.	72	24022	No
50	GOM_NL__2PRFIN20061004_065056_000000352051_00421_24022_2674.N1	04-OCT-2006 06:50:56	Bright	35.000	93	53Bet Peg	2.5200	3100.0	70	24022	No
51	GOM_NL__2PRFIN20061004_070816_000000352051_00421_24022_2675.N1	04-OCT-2006 07:08:16	Bright	34.500	49	1Alp UMi	1.9900	6300.0	69	24022	No
52	GOM_NL__2PRFIN20061004_071618_000000362051_00421_24022_2676.N1	04-OCT-2006 07:16:18	Bright	35.500	36	50Alp UMa	1.8000	6300.0	71	24022	No
53	GOM_NL__2PRFIN20061004_071749_000000352051_00421_24022_2677.N1	04-OCT-2006 07:17:49	Bright	34.500	82	48Bet UMa	2.3650	10600.	69	24022	No
54	GOM_NL__2PRFIN20061004_073050_000000352051_00421_24022_2678.N1	04-OCT-2006 07:30:50	Bright	34.500	22	32Alp Leo	1.3600	15200.	69	24022	No
55	GOM_NL__2PRFIN20061004_073728_000000472051_00421_24022_2679.N1	04-OCT-2006 07:37:28	Twilight	46.500	48	30Alp Hya	1.9770	4100.0	93	24022	No
56	GOM_NL__2PRFIN20061004_074708_000000512051_00421_24022_2680.N1	04-OCT-2006 07:47:08	Dark	51.000	65	Lam Vel	2.2040	4400.0	102	24022	No
57	GOM_NL__2PRFIN20061004_074951_000000402051_00421_24022_2681.N1	04-OCT-2006 07:49:51	Dark	40.000	34	Gam2Vel	1.7930	23000.	80	24022	No
58	GOM_NL__2PRFIN20061004_080413_000000372051_00422_24023_2672.N1	04-OCT-2006 08:04:13	Dark	37.000	143	Alp Hyi	2.8570	7200.0	74	24023	No
59	GOM_NL__2PRFIN20061004_080541_000000522051_00422_24023_2673.N1	04-OCT-2006 08:05:41	Dark	51.500	9	Alp Eri	0.45300	24000.	103	24023	No
60	GOM_NL__2PRFIN20061004_081058_000000452051_00422_24023_2674.N1	04-OCT-2006 08:10:58	Straylight	45.000	84	Alp Phe	2.3970	4500.0	90	24023	No
61	GOM_NL__2PRFIN20061004_082755_000000362051_00422_24023_2675.N1	04-OCT-2006 08:27:55	Bright	35.500	90	54Alp Peg	2.4870	11000.	71	24023	No
62	GOM_NL__2PRFIN20061004_083132_000000362051_00422_24023_2676.N1	04-OCT-2006 08:31:32	Bright	35.500	93	53Bet Peg	2.5200	3100.0	71	24023	No
63	GOM_NL__2PRFIN20061004_084852_000000352051_00422_24023_2677.N1	04-OCT-2006 08:48:52	Bright	35.000	49	1Alp UMi	1.9900	6300.0	70	24023	No
64	GOM_NL__2PRFIN20061004_085654_000000522051_00422_24023_2678.N1	04-OCT-2006 08:56:54	Bright	52.000	36	50Alp UMa	1.8000	6300.0	104	24023	No
65	GOM_NL__2PRFIN20061004_085825_000000342051_00422_24023_2679.N1	04-OCT-2006 08:58:25	Bright	34.000	82	48Bet UMa	2.3650	10600.	68	24023	No
66	GOM_NL__2PRFIN20061004_091126_000000342051_00422_24023_2680.N1	04-OCT-2006 09:11:26	Bright	34.000	22	32Alp Leo	1.3600	15200.	68	24023	No
67	GOM_NL__2PRFIN20061004_091805_000000452051_00422_24023_2681.N1	04-OCT-2006 09:18:05	Twilight	45.000	48	30Alp Hya	1.9770	4100.0	90	24023	No
68	GOM_NL__2PRFIN20061004_092745_000000432051_00422_24023_2682.N1	04-OCT-2006 09:27:45	Dark	42.500	65	Lam Vel	2.2040	4400.0	85	24023	No
69	GOM_NL__2PRFIN20061004_093028_000000432051_00422_24023_2683.N1	04-OCT-2006 09:30:28	Dark	42.500	34	Gam2Vel	1.7930	23000.	85	24023	No
70	GOM_NL__2PRFIN20061004_094449_000000392051_00423_24024_2315.N1	04-OCT-2006 09:44:49	Dark	38.500	143	Alp Hyi	2.8570	7200.0	77	24024	No
71	GOM_NL__2PRFIN20061004_094617_000000402051_00423_24024_2316.N1	04-OCT-2006 09:46:17	Dark	39.500	9	Alp Eri	0.45300	24000.	79	24024	No
72	GOM_NL__2PRFIN20061004_095134_000000442051_00423_24024_2317.N1	04-OCT-2006 09:51:34	Straylight	43.500	84	Alp Phe	2.3970	4500.0	87	24024	No
73	GOM_NL__2PRFIN20061004_100831_000000352051_00423_24024_2318.N1	04-OCT-2006 10:08:31	Bright	35.000	90	54Alp Peg	2.4870	11000.	70	24024	No
74	GOM_NL__2PRFIN20061004_101208_000000382051_00423_24024_2319.N1	04-OCT-2006 10:12:08	Bright	37.500	93	53Bet Peg	2.5200	3100.0	75	24024	No
75	GOM_NL__2PRFIN20061004_102928_000000362051_00423_24024_2320.N1	04-OCT-2006 10:29:28	Bright	35.500	49	1Alp UMi	1.9900	6300.0	71	24024	No
76	GOM_NL__2PRFIN20061004_103730_000000372051_00423_24024_2321.N1	04-OCT-2006 10:37:30	Bright	36.500	36	50Alp UMa	1.8000	6300.0	73	24024	No
77	GOM_NL__2PRFIN20061004_103901_000000352051_00423_24024_2322.N1	04-OCT-2006 10:39:01	Bright	34.500	82	48Bet UMa	2.3650	10600.	69	24024	No
78	GOM_NL__2PRFIN20061004_105203_000000322051_00423_24024_2323.N1	04-OCT-2006 10:52:03	Bright	31.500	22	32Alp Leo	1.3600	15200.	63	24024	No
79	GOM_NL__2PRFIN20061004_105841_000000472051_00423_24024_2324.N1	04-OCT-2006 10:58:41	Twilight	46.500	48	30Alp Hya	1.9770	4100.0	93	24024	No
80	GOM_NL__2PRFIN20061004_110821_000000462051_00423_24024_2325.N1	04-OCT-2006 11:08:21	Dark	45.500	65	Lam Vel	2.2040	4400.0	91	24024	No
81	GOM_NL__2PRFIN20061004_111137_000000402051_00423_24024_2326.N1	04-OCT-2006 11:11:37	Dark	40.000	46	Del Vel	1.9540	10600.	80	24024	No
82	GOM_NL__2PRFIN20061004_112526_000000372051_00424_24025_2315.N1	04-OCT-2006 11:25:26	Dark	37.000	143	Alp Hyi	2.8570	7200.0	74	24025	No
83	GOM_NL__2PRFIN20061004_112653_000000422051_00424_24025_2316.N1	04-OCT-2006 11:26:53	Dark	42.000	9	Alp Eri	0.45300	24000.	84	24025	No
84	GOM_NL__2PRFIN20061004_113210_000000462051_00424_24025_2317.N1	04-OCT-2006 11:32:10	Straylight	46.000	84	Alp Phe	2.3970	4500.0	92	24025	No
85	GOM_NL__2PRFIN20061004_114907_000000362051_00424_24025_2318.N1	04-OCT-2006 11:49:07	Bright	35.500	90	54Alp Peg	2.4870	11000.	71	24025	No
86	GOM_NL__2PRFIN20061004_115243_000000382051_00424_24025_2319.N1	04-OCT-2006 11:52:43	Bright	38.000	93	53Bet Peg	2.5200	3100.0	76	24025	No
87	GOM_NL__2PRFIN20061004_121004_000000362051_00424_24025_2320.N1	04-OCT-2006 12:10:04	Bright	35.500	49	1Alp UMi	1.9900	6300.0	71	24025	No
88	GOM_NL__2PRFIN20061004_121806_000000382051_00424_24025_2321.N1	04-OCT-2006 12:18:06	Bright	37.500	36	50Alp UMa	1.8000	6300.0	75	24025	No
89	GOM_NL__2PRFIN20061004_121937_000000362051_00424_24025_2322.N1	04-OCT-2006 12:19:37	Bright	36.000	82	48Bet UMa	2.3650	10600.	72	24025	No
90	GOM_NL__2PRFIN20061004_123239_000000332051_00424_24025_2323.N1	04-OCT-2006 12:32:39	Bright	32.500	22	32Alp Leo	1.3600	15200.	65	24025	No
91	GOM_NL__2PRFIN20061004_123917_000000522051_00424_24025_2324.N1	04-OCT-2006 12:39:17	Twilight	51.500	48	30Alp Hya	1.9770	4100.0	103	24025	No
92	GOM_NL__2PRFIN20061004_124857_000000482051_00424_24025_2325.N1	04-OCT-2006 12:48:57	Dark	48.000	65	Lam Vel	2.2040	4400.0	96	24025	No
93	GOM_NL__2PRFIN20061004_125213_000000382051_00424_24025_2326.N1	04-OCT-2006 12:52:13	Dark	38.000	46	Del Vel	1.9540	10600.	76	24025	No
94	GOM_NL__2PRFIN20061004_130602_000000392051_00425_24026_2315.N1	04-OCT-2006 13:06:02	Dark	38.500	143	Alp Hyi	2.8570	7200.0	77	24026	No
95	GOM_NL__2PRFIN20061004_130730_000000412051_00425_24026_2316.N1	04-OCT-2006 13:07:30	Dark	41.000	9	Alp Eri	0.45300	24000.	82	24026	No
96	GOM_NL__2PRFIN20061004_131246_000000422051_00425_24026_2317.N1	04-OCT-2006 13:12:46	Straylight	42.000	84	Alp Phe	2.3970	4500.0	84	24026	No
97	GOM_NL__2PRFIN20061004_132943_000000372051_00425_24026_2318.N1	04-OCT-2006 13:29:43	Bright	36.500	90	54Alp Peg	2.4870	11000.	73	24026	No
98	GOM_NL__2PRFIN20061004_133320_000000372051_00425_24026_2319.N1	04-OCT-2006 13:33:20	Bright	36.500	93	53Bet Peg	2.5200	3100.0	73	24026	No
99	GOM_NL__2PRFIN20061004_135040_000000372051_00425_24026_2320.N1	04-OCT-2006 13:50:40	Bright	36.500	49	1Alp UMi	1.9900	6300.0	73	24026	No
100	GOM_NL__2PRFIN20061004_135842_000000372051_00425_24026_2321.N1	04-OCT-2006 13:58:42	Bright	37.000	36	50Alp UMa	1.8000	6300.0	74	24026	No
101	GOM_NL__2PRFIN20061004_140013_000000352051_00425_24026_2322.N1	04-OCT-2006 14:00:13	Bright	34.500	82	48Bet UMa	2.3650	10600.	69	24026	No

102	GOM_NL__2PRFIN20061004_141315_000000352051_00425_24026_2323.N1	04-OCT-2006 14:13:15	Bright	34.500	22	32Alp Leo	1.3600	15200.	69	24026	No
103	GOM_NL__2PRFIN20061004_141954_000000452051_00425_24026_2324.N1	04-OCT-2006 14:19:54	Twilight	45.000	48	30Alp Hya	1.9770	4100.0	90	24026	No
104	GOM_NL__2PRFIN20061004_142934_000000452051_00425_24026_2325.N1	04-OCT-2006 14:29:34	Dark	44.500	65	Lam Vel	2.2040	4400.0	89	24026	No
105	GOM_NL__2PRFIN20061004_143250_000000372051_00425_24026_2326.N1	04-OCT-2006 14:32:50	Dark	37.000	46	Del Vel	1.9540	10600.	74	24026	No
106	GOM_NL__2PRFIN20061004_144638_000000382051_00426_24027_2316.N1	04-OCT-2006 14:46:38	Dark	37.500	143	Alp Hyi	2.8570	7200.0	75	24027	No
107	GOM_NL__2PRFIN20061004_144806_000000492051_00426_24027_2317.N1	04-OCT-2006 14:48:06	Dark	48.500	9	Alp Eri	0.45300	24000.	97	24027	No
108	GOM_NL__2PRFIN20061004_145323_000000372051_00426_24027_2318.N1	04-OCT-2006 14:53:23	Straylight	37.000	84	Alp Phe	2.3970	4500.0	74	24027	No
109	GOM_NL__2PRFIN20061004_151019_000000372051_00426_24027_2319.N1	04-OCT-2006 15:10:19	Bright	36.500	90	54Alp Peg	2.4870	11000.	73	24027	No
110	GOM_NL__2PRFIN20061004_151355_000000372051_00426_24027_2320.N1	04-OCT-2006 15:13:55	Bright	36.500	93	53Bet Peg	2.5200	3100.0	73	24027	No
111	GOM_NL__2PRFIN20061004_153116_000000362051_00426_24027_2321.N1	04-OCT-2006 15:31:16	Bright	35.500	49	1Alp UMi	1.9900	6300.0	71	24027	No
112	GOM_NL__2PRFIN20061004_153918_000000362051_00426_24027_2322.N1	04-OCT-2006 15:39:18	Bright	36.000	36	50Alp UMa	1.8000	6300.0	72	24027	No
113	GOM_NL__2PRFIN20061004_154049_000000332051_00426_24027_2323.N1	04-OCT-2006 15:40:49	Bright	33.000	82	48Bet UMa	2.3650	10600.	66	24027	No
114	GOM_NL__2PRFIN20061004_155351_000000362051_00426_24027_2324.N1	04-OCT-2006 15:53:51	Bright	35.500	22	32Alp Leo	1.3600	15200.	71	24027	No
115	GOM_NL__2PRFIN20061004_160030_000000482051_00426_24027_2325.N1	04-OCT-2006 16:00:30	Twilight	47.500	48	30Alp Hya	1.9770	4100.0	95	24027	No
116	GOM_NL__2PRFIN20061004_161010_000000442051_00426_24027_2326.N1	04-OCT-2006 16:10:10	Dark	43.500	65	Lam Vel	2.2040	4400.0	87	24027	No
117	GOM_NL__2PRFIN20061004_161326_000000382051_00426_24027_2327.N1	04-OCT-2006 16:13:26	Dark	38.000	46	Del Vel	1.9540	10600.	76	24027	No
118	GOM_NL__2PRFIN20061004_162715_000000382051_00427_24028_2317.N1	04-OCT-2006 16:27:15	Dark	37.500	143	Alp Hyi	2.8570	7200.0	75	24028	No
119	GOM_NL__2PRFIN20061004_162842_000000412051_00427_24028_2318.N1	04-OCT-2006 16:28:42	Dark	41.000	9	Alp Eri	0.45300	24000.	82	24028	No
120	GOM_NL__2PRFIN20061004_163359_000000442051_00427_24028_2319.N1	04-OCT-2006 16:33:59	Straylight	43.500	84	Alp Phe	2.3970	4500.0	87	24028	No
121	GOM_NL__2PRFIN20061004_165055_000000372051_00427_24028_2320.N1	04-OCT-2006 16:50:55	Bright	36.500	90	54Alp Peg	2.4870	11000.	73	24028	No
122	GOM_NL__2PRFIN20061004_165432_000000392051_00427_24028_2321.N1	04-OCT-2006 16:54:32	Bright	39.000	93	53Bet Peg	2.5200	3100.0	78	24028	No
123	GOM_NL__2PRFIN20061004_171152_000000362051_00427_24028_2322.N1	04-OCT-2006 17:11:52	Bright	35.500	49	1Alp UMi	1.9900	6300.0	71	24028	No
124	GOM_NL__2PRFIN20061004_171954_000000342051_00427_24028_2323.N1	04-OCT-2006 17:19:54	Bright	33.500	36	50Alp UMa	1.8000	6300.0	67	24028	No
125	GOM_NL__2PRFIN20061004_172125_000000362051_00427_24028_2324.N1	04-OCT-2006 17:21:25	Bright	35.500	82	48Bet UMa	2.3650	10600.	71	24028	No
126	GOM_NL__2PRFIN20061004_173427_000000362051_00427_24028_2325.N1	04-OCT-2006 17:34:27	Bright	36.000	22	32Alp Leo	1.3600	15200.	72	24028	No
127	GOM_NL__2PRFIN20061004_174106_000000492051_00427_24028_2326.N1	04-OCT-2006 17:41:06	Twilight	48.500	48	30Alp Hya	1.9770	4100.0	97	24028	No
128	GOM_NL__2PRFIN20061004_175046_000000452051_00427_24028_2327.N1	04-OCT-2006 17:50:46	Dark	45.000	65	Lam Vel	2.2040	4400.0	90	24028	No
129	GOM_NL__2PRFIN20061004_175403_000000392051_00427_24028_2328.N1	04-OCT-2006 17:54:03	Dark	39.000	46	Del Vel	1.9540	10600.	78	24028	No
130	GOM_NL__2PRFIN20061004_180751_000000372051_00428_24029_2318.N1	04-OCT-2006 18:07:51	Dark	37.000	143	Alp Hyi	2.8570	7200.0	74	24029	No
131	GOM_NL__2PRFIN20061004_180919_000000512051_00428_24029_2319.N1	04-OCT-2006 18:09:19	Dark	51.000	9	Alp Eri	0.45300	24000.	102	24029	No
132	GOM_NL__2PRFIN20061004_181435_000000432051_00428_24029_2320.N1	04-OCT-2006 18:14:35	Straylight	42.500	84	Alp Phe	2.3970	4500.0	85	24029	No
133	GOM_NL__2PRFIN20061004_183131_000000362051_00428_24029_2321.N1	04-OCT-2006 18:31:31	Bright	36.000	90	54Alp Peg	2.4870	11000.	72	24029	No
134	GOM_NL__2PRFIN20061004_183508_000000362051_00428_24029_2322.N1	04-OCT-2006 18:35:08	Bright	35.500	93	53Bet Peg	2.5200	3100.0	71	24029	No
135	GOM_NL__2PRFIN20061004_185228_000000362051_00428_24029_2323.N1	04-OCT-2006 18:52:28	Bright	36.000	49	1Alp UMi	1.9900	6300.0	72	24029	No
136	GOM_NL__2PRFIN20061004_190030_000000382051_00428_24029_2324.N1	04-OCT-2006 19:00:30	Bright	37.500	36	50Alp UMa	1.8000	6300.0	75	24029	No
137	GOM_NL__2PRFIN20061004_190201_000000522051_00428_24029_2325.N1	04-OCT-2006 19:02:01	Bright	52.000	82	48Bet UMa	2.3650	10600.	104	24029	No
138	GOM_NL__2PRFIN20061004_191504_000000532051_00428_24029_2326.N1	04-OCT-2006 19:15:04	Bright	53.000	22	32Alp Leo	1.3600	15200.	106	24029	No
139	GOM_NL__2PRFIN20061004_192143_000000462051_00428_24029_2327.N1	04-OCT-2006 19:21:43	Twilight	46.000	48	30Alp Hya	1.9770	4100.0	92	24029	No
140	GOM_NL__2PRFIN20061004_193123_000000462051_00428_24029_2328.N1	04-OCT-2006 19:31:23	Dark	46.000	65	Lam Vel	2.2040	4400.0	92	24029	No
141	GOM_NL__2PRFIN20061004_193439_000000382051_00428_24029_2329.N1	04-OCT-2006 19:34:39	Dark	38.000	46	Del Vel	1.9540	10600.	76	24029	No
142	GOM_NL__2PRFIN20061004_194827_000000382051_00429_24030_2319.N1	04-OCT-2006 19:48:27	Dark	38.000	143	Alp Hyi	2.8570	7200.0	76	24030	No
143	GOM_NL__2PRFIN20061004_194955_000000502051_00429_24030_2320.N1	04-OCT-2006 19:49:55	Dark	49.500	9	Alp Eri	0.45300	24000.	99	24030	No
144	GOM_NL__2PRFIN20061004_195511_000000422051_00429_24030_2321.N1	04-OCT-2006 19:55:11	Straylight	42.000	84	Alp Phe	2.3970	4500.0	84	24030	No
145	GOM_NL__2PRFIN20061004_201208_000000372051_00429_24030_2322.N1	04-OCT-2006 20:12:08	Bright	36.500	90	54Alp Peg	2.4870	11000.	73	24030	No
146	GOM_NL__2PRFIN20061004_201544_000000362051_00429_24030_2323.N1	04-OCT-2006 20:15:44	Bright	35.500	93	53Bet Peg	2.5200	3100.0	71	24030	No
147	GOM_NL__2PRFIN20061004_203304_000000352051_00429_24030_2324.N1	04-OCT-2006 20:33:04	Bright	35.000	49	1Alp UMi	1.9900	6300.0	70	24030	No
148	GOM_NL__2PRFIN20061004_204107_000000342051_00429_24030_2325.N1	04-OCT-2006 20:41:07	Bright	34.000	36	50Alp UMa	1.8000	6300.0	68	24030	No
149	GOM_NL__2PRFIN20061004_204237_000000352051_00429_24030_2326.N1	04-OCT-2006 20:42:37	Bright	34.500	82	48Bet UMa	2.3650	10600.	69	24030	No
150	GOM_NL__2PRFIN20061004_205540_000000342051_00429_24030_2327.N1	04-OCT-2006 20:55:40	Bright	34.000	22	32Alp Leo	1.3600	15200.	68	24030	No
151	GOM_NL__2PRFIN20061004_211159_000000412051_00429_24030_2328.N1	04-OCT-2006 21:11:59	Dark	40.500	65	Lam Vel	2.2040	4400.0	81	24030	No
152	GOM_NL__2PRFIN20061004_211515_000000392051_00429_24030_2329.N1	04-OCT-2006 21:15:15	Dark	38.500	46	Del Vel	1.9540	10600.	77	24030	No
153	GOM_NL__2PRFIN20061004_212904_000000382051_00430_24031_2320.N1	04-OCT-2006 21:29:04	Dark	38.000	143	Alp Hyi	2.8570	7200.0	76	24031	No
154	GOM_NL__2PRFIN20061004_213031_000000412051_00430_24031_2321.N1	04-OCT-2006 21:30:31	Dark	40.500	9	Alp Eri	0.45300	24000.	81	24031	No
155	GOM_NL__2PRFIN20061004_213547_000000462051_00430_24031_2322.N1	04-OCT-2006 21:35:47	Straylight	46.000	84	Alp Phe	2.3970	4500.0	92	24031	No
156	GOM_NL__2PRFIN20061004_215243_000000372051_00430_24031_2323.N1	04-OCT-2006 21:52:43	Bright	36.500	90	54Alp Peg	2.4870	11000.	73	24031	No
157	GOM_NL__2PRFIN20061004_215620_000000362051_00430_24031_2324.N1	04-OCT-2006 21:56:20	Bright	36.000	93	53Bet Peg	2.5200	3100.0	72	24031	No
158	GOM_NL__2PRFIN20061004_221340_000000322051_00430_24031_2325.N1	04-OCT-2006 22:13:40	Bright	32.000	49	1Alp UMi	1.9900	6300.0	64	24031	No
159	GOM_NL__2PRFIN20061004_222142_000000372051_00430_24031_2326.N1	04-OCT-2006 22:21:42	Bright	37.000	36	50Alp UMa	1.8000	6300.0	74	24031	No
160	GOM_NL__2PRFIN20061004_222313_000000362051_00430_24031_2327.N1	04-OCT-2006 22:23:13	Bright	36.000	82	48Bet UMa	2.3650	10600.	72	24031	No

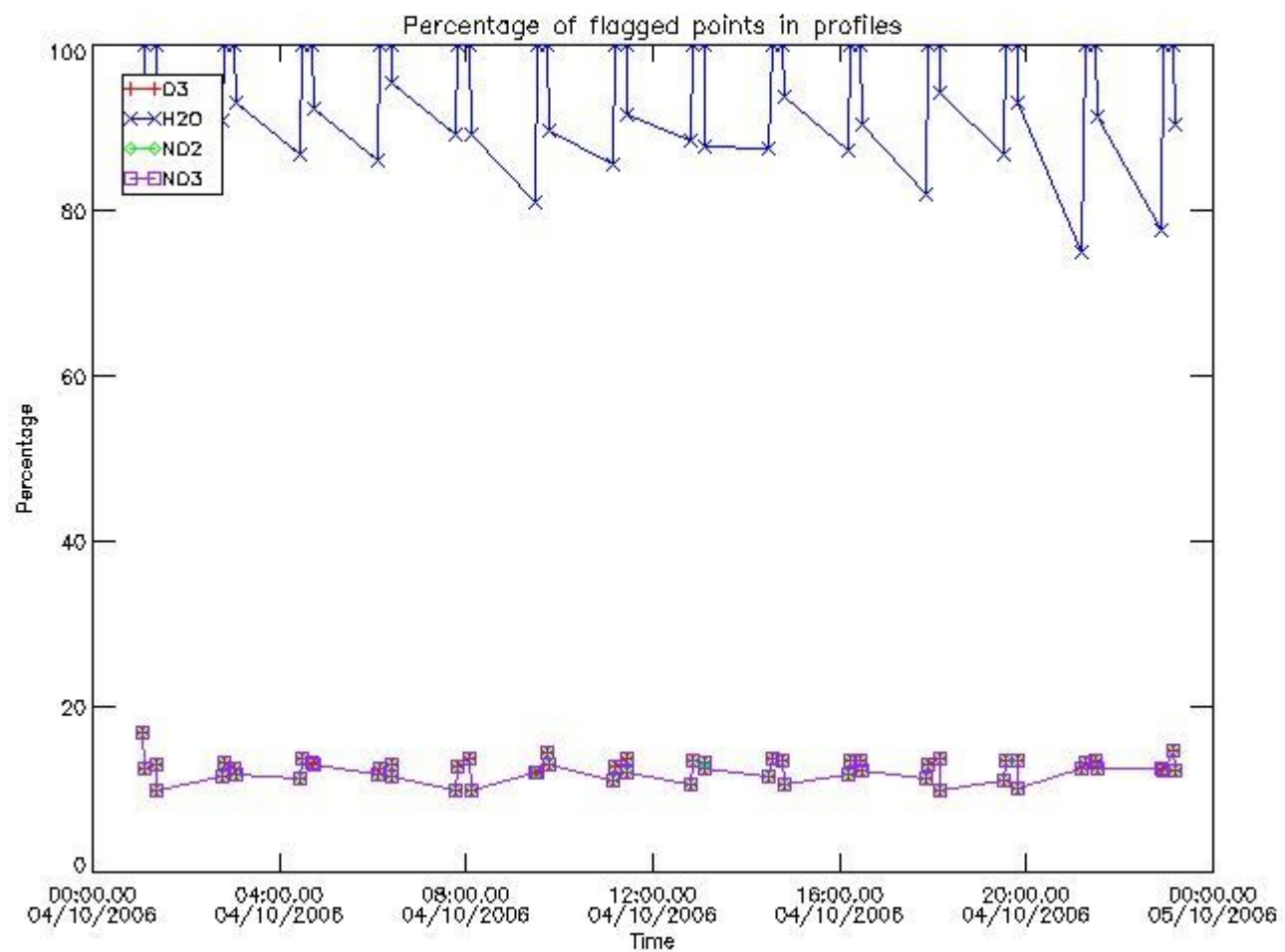


161	GOM_NL__2PRFIN20061004_223616_000000342051_00430_24031_2328.N1	04-OCT-2006 22:36:16	Bright	34.000	22	32Alp Leo	1.3600	15200.	68	24031	No
162	GOM_NL__2PRFIN20061004_225235_000000412051_00430_24031_2329.N1	04-OCT-2006 22:52:35	Dark	40.500	65	Lam Vel	2.2040	4400.0	81	24031	No
163	GOM_NL__2PRFIN20061004_225551_000000422051_00430_24031_2330.N1	04-OCT-2006 22:55:51	Dark	41.500	46	Del Vel	1.9540	10600.	83	24031	No
164	GOM_NL__2PRFIN20061004_230940_000000382051_00431_24032_2341.N1	04-OCT-2006 23:09:40	Dark	38.000	143	Alp Hyi	2.8570	7200.0	76	24032	No
165	GOM_NL__2PRFIN20061004_231107_000000422051_00431_24032_2342.N1	04-OCT-2006 23:11:07	Dark	41.500	9	Alp Eri	0.45300	24000.	83	24032	No
166	GOM_NL__2PRFIN20061004_231623_000000392051_00431_24032_2343.N1	04-OCT-2006 23:16:23	Straylight	39.000	84	Alp Phe	2.3970	4500.0	78	24032	No
167	GOM_NL__2PRFIN20061004_233319_000000362051_00431_24032_2344.N1	04-OCT-2006 23:33:19	Bright	36.000	90	54Alp Peg	2.4870	11000.	72	24032	No
168	GOM_NL__2PRFIN20061004_233655_000000382051_00431_24032_2345.N1	04-OCT-2006 23:36:55	Bright	37.500	93	53Bet Peg	2.5200	3100.0	75	24032	No
169	GOM_NL__2PRFIN20061004_235416_000000342051_00431_24032_2346.N1	04-OCT-2006 23:54:16	Bright	34.000	49	1Alp UMi	1.9900	6300.0	68	24032	No

### 3. Quality information per product

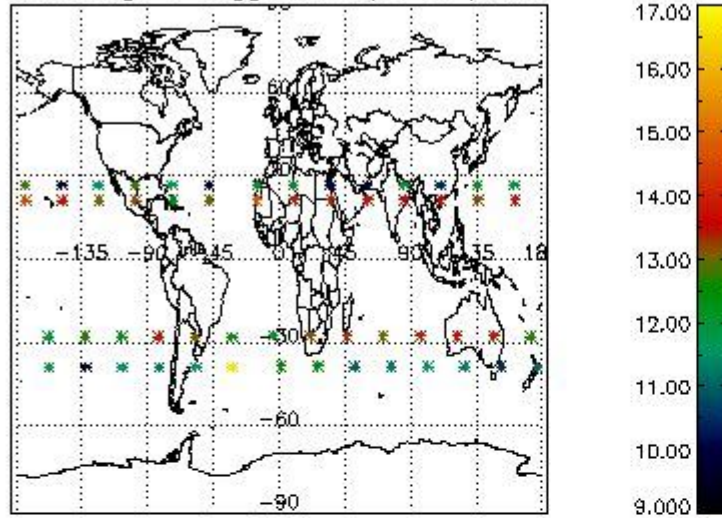
In this section it is plotted some information contained in the Quality Summary data set of the level 2 products. Only products in dark limb conditions and without errors (error flag in the MPH set to "0") are used.

#### 3.1 Plot quality information per product (time dependant)

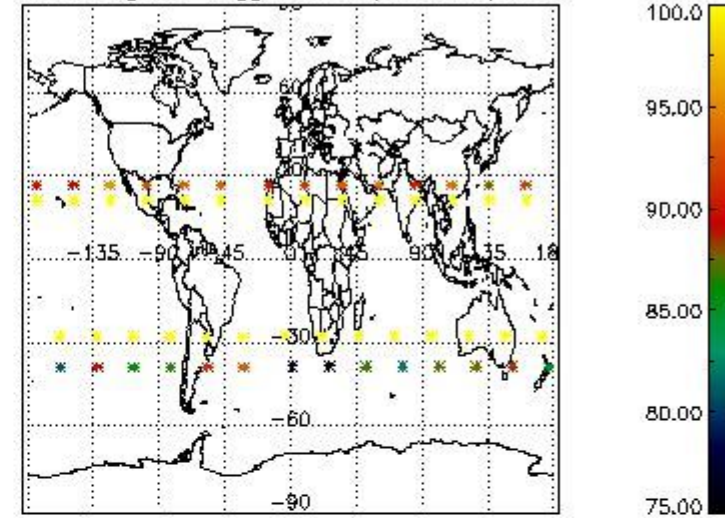


#### 3.2 Plot quality information per product (world map)

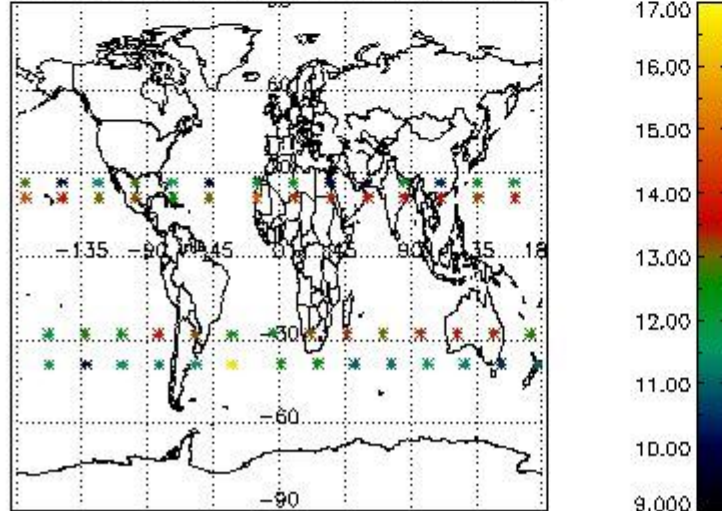
Percentage of flagged data per O3 profile



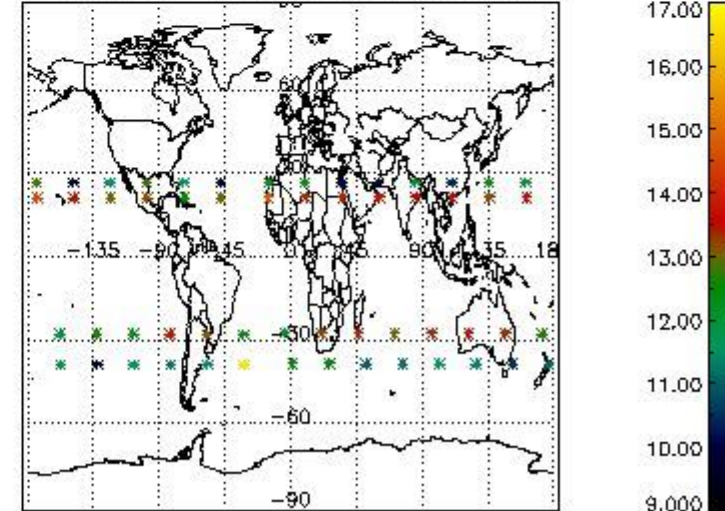
Percentage of flagged data per H2O profile



Percentage of flagged data per NO2 profile



Percentage of flagged data per NO3 profile

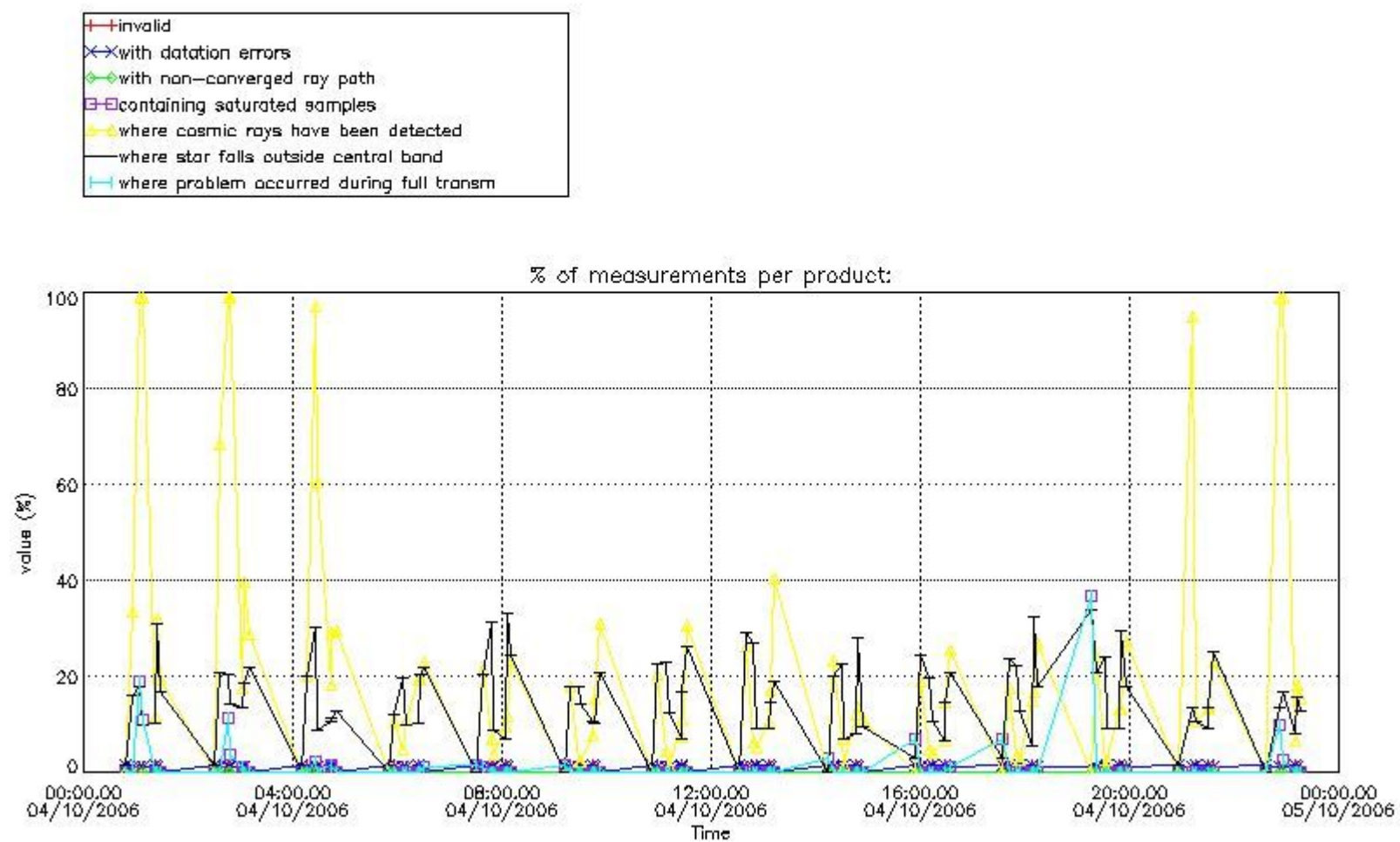


#### 4. Level 1 quality information per product

In this section it is plotted some information contained in the Quality Summary data set of the level 2 products that comes from the level 1b processing. Products without errors (error flag in the MPH set to "0") are used.

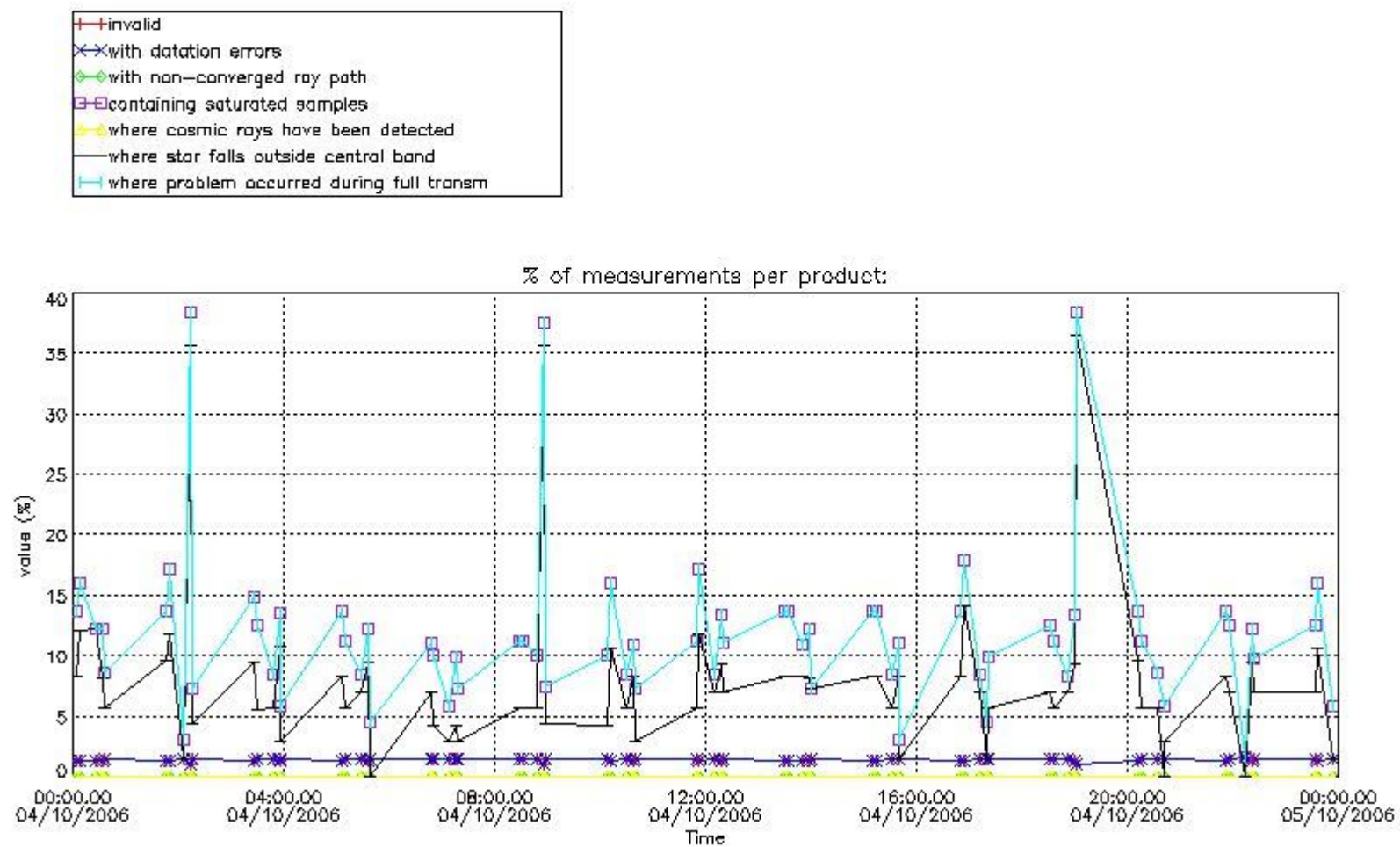
##### 4.1 Plot quality information per product (time dependant) coming from level 1b processing

###### 4.1.1 Plot level 1 quality information per product (time dependant): ENVISAT ASCENDING passes



4.1.2 Plot level 1 quality information per product (time dependant): ENVI SAT DESCENDING passes



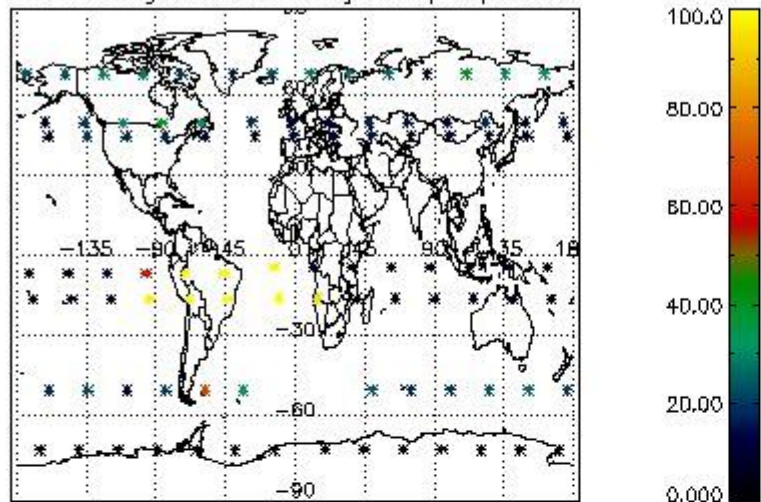


4.2 Plot quality information per product coming from level 1b processing (world map)

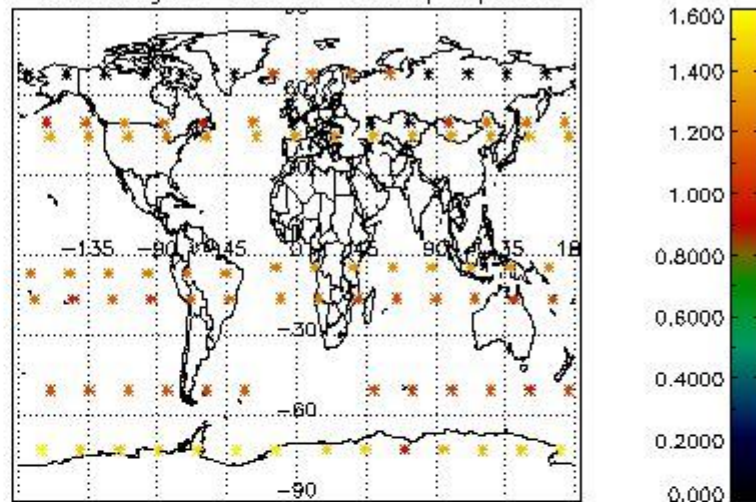
4.2.1 Plot level 1 quality information per product (world map): ENVISAT ASCENDING passes



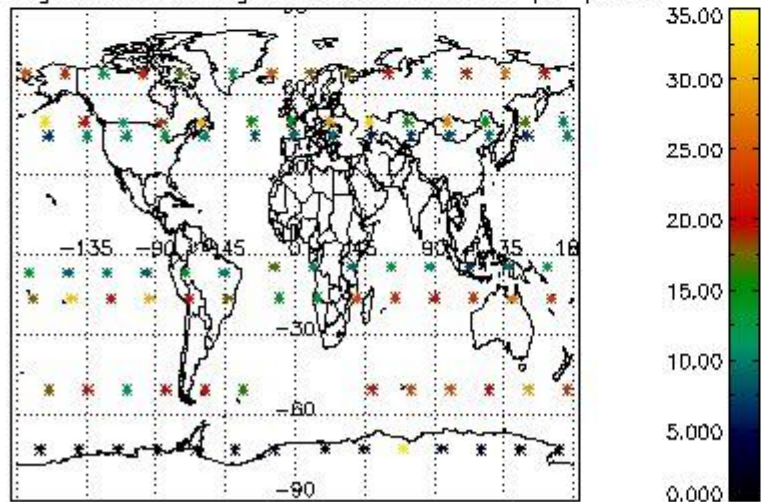
Percentage of cosmic ray hits per profile



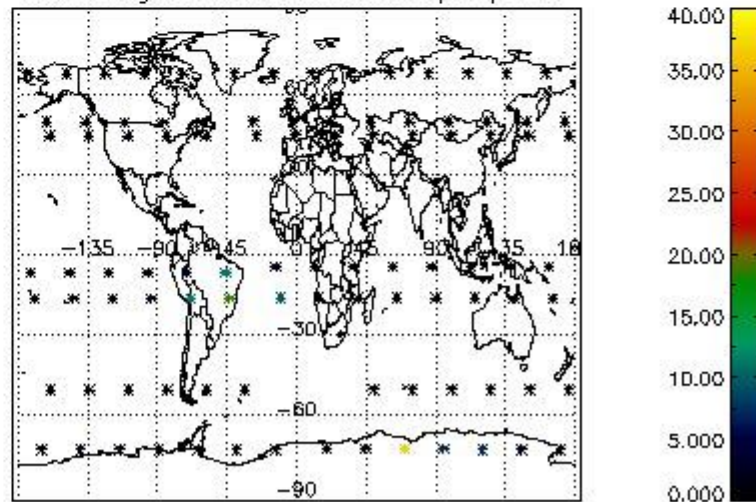
Percentage of datation errors per profile



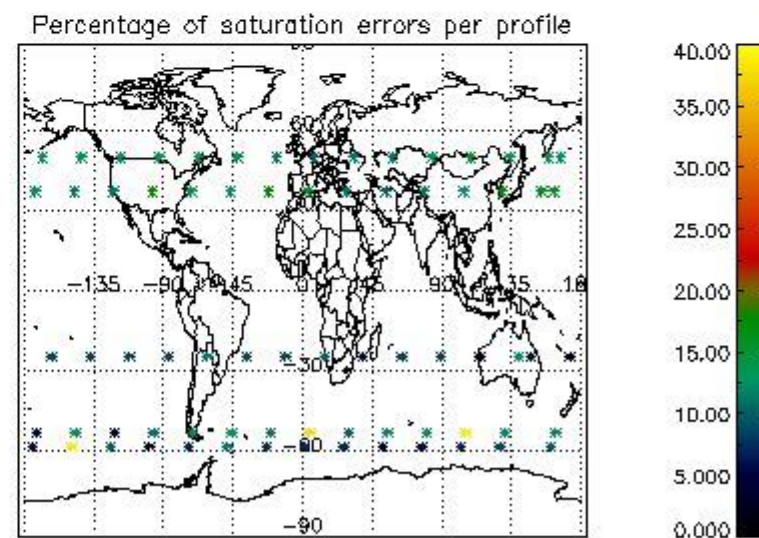
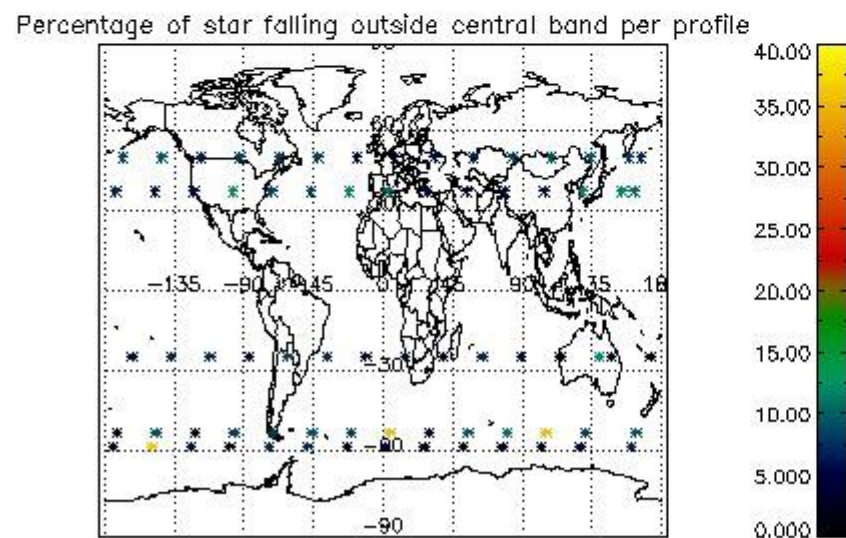
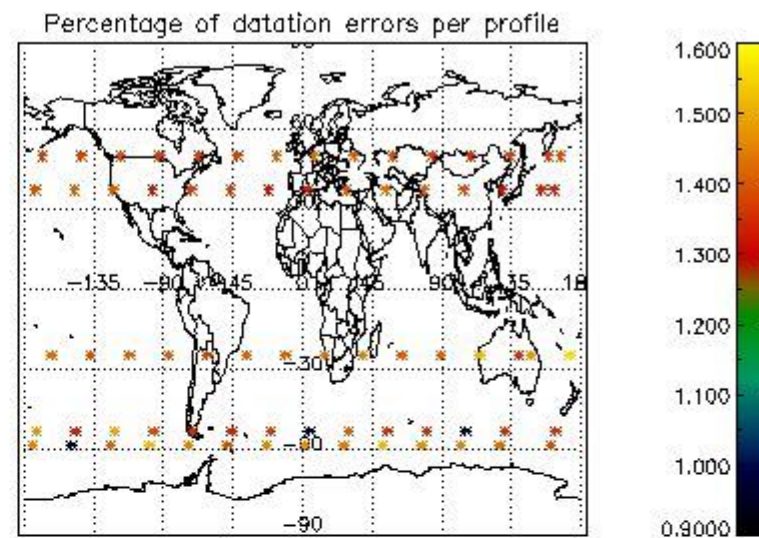
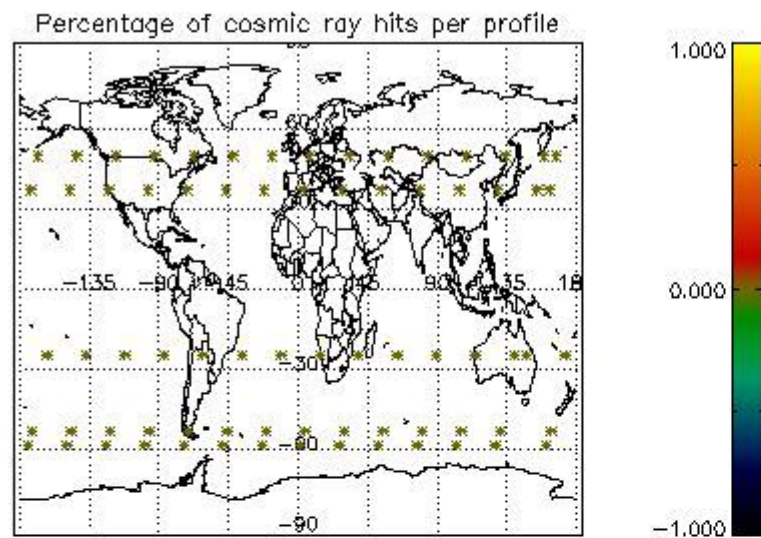
Percentage of star falling outside central band per profile



Percentage of saturation errors per profile



4.2.2 Plot level 1 quality information per product (world map): ENVISAT DESCENDING passes



## 5. Trace gas profiles

### 5.1 Ozone statistics based on quality of products

The final quality of the products can be "measured" using the STD (Standard Deviation) attached to every point profile. This information is written to the parameter GOM\_NL\_\_2P/NL\_LOCAL\_SPECIES\_DENSITY/o3\_std of the level 2 products. The table below shows the statistics for given STD ranges.

The statistics are given with respect to the overall valid production:

- Products without fatal errors: GOM\_NL\_\_2P/MPH/PRODUCT\_ERR=0
- Valid point profile: GOM\_NL\_\_2P/NL\_LOCAL\_SPECIES\_DENSITY/pcd(0)=0

The 'Criteria' is applied to valid points of dark limb products:

- Products in dark limb illumination condition: GOM\_NL\_\_2P/NL\_SUMMARY\_QUALITY/obs\_ill\_cond=0
- Products without fatal errors: GOM\_NL\_\_2P/MPH/PRODUCT\_ERR=0
- Valid point profile: GOM\_NL\_\_2P/NL\_LOCAL\_SPECIES\_DENSITY/pcd(0)=0

So, the table below shows the percentage of dark limb and valid observations for each criteria with respect to the overall valid daily observations.

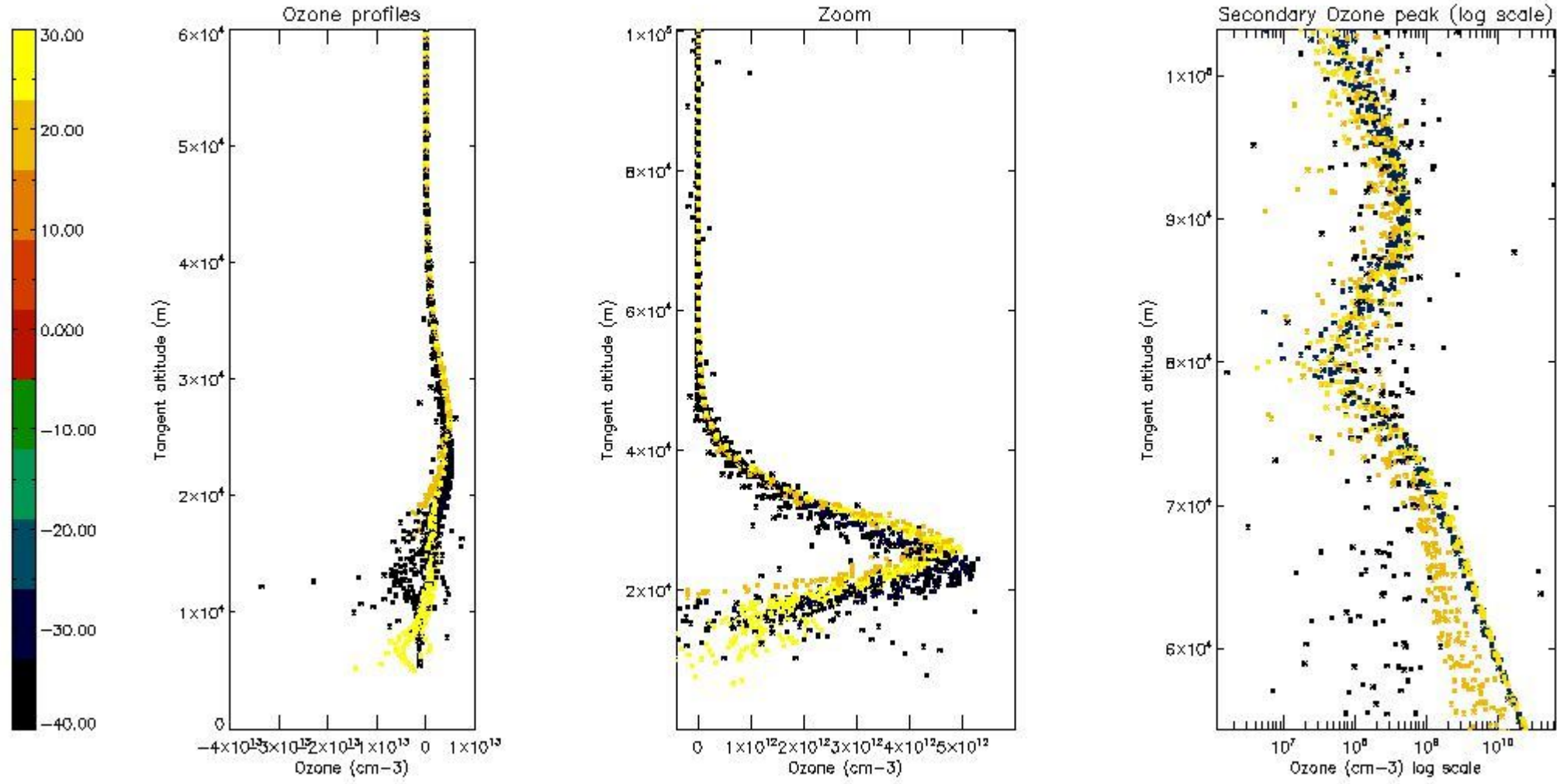
Criteria	% of total production
All STD	36
STD < 20	20



STD < 10	14
STD < 5	9

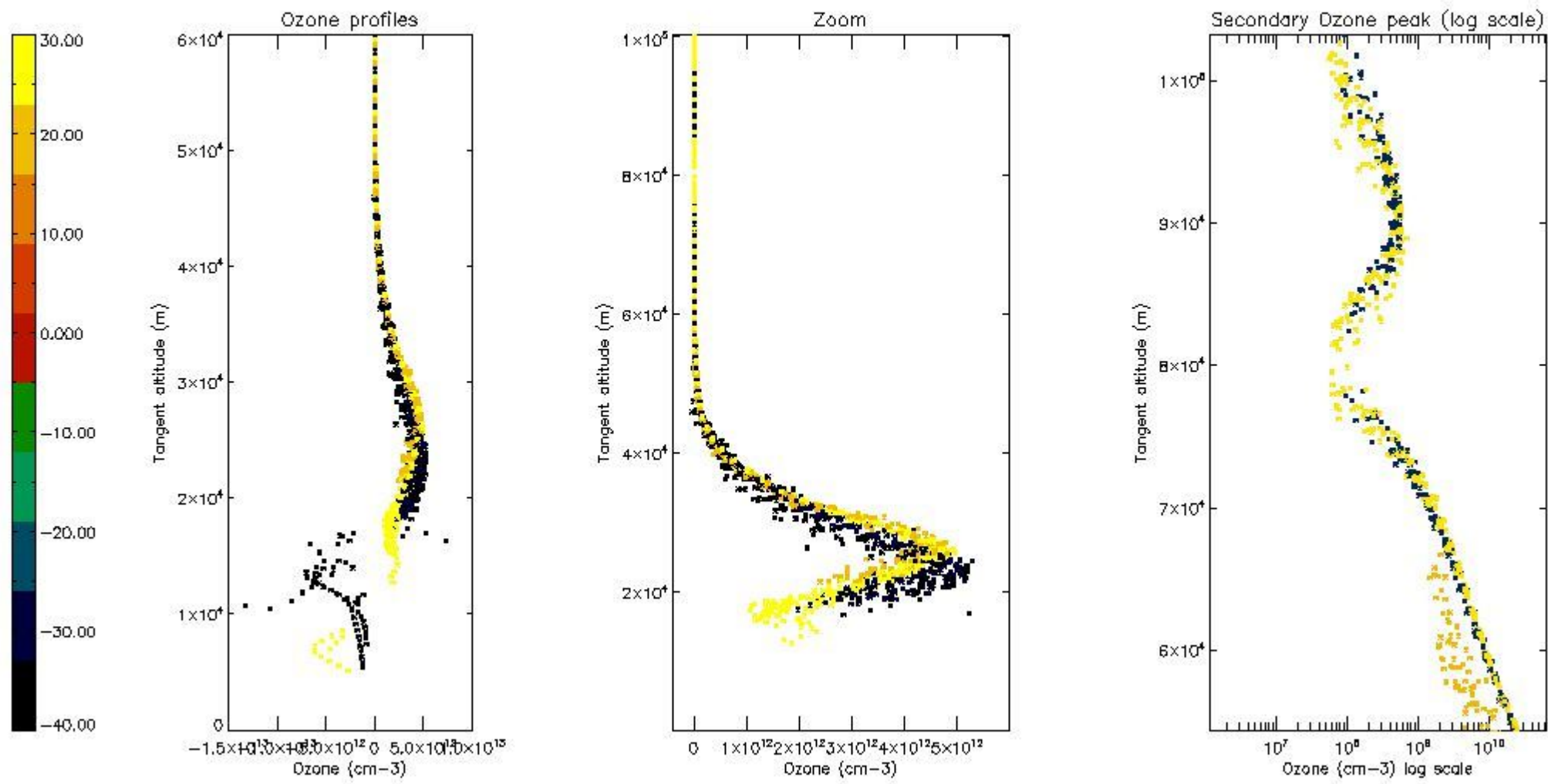
5.2 Plot ozone profiles for all STD (dark without errors)

The colorbar represents the latitude.



5.3 Plot ozone profiles where STD < 20% (dark without errors)

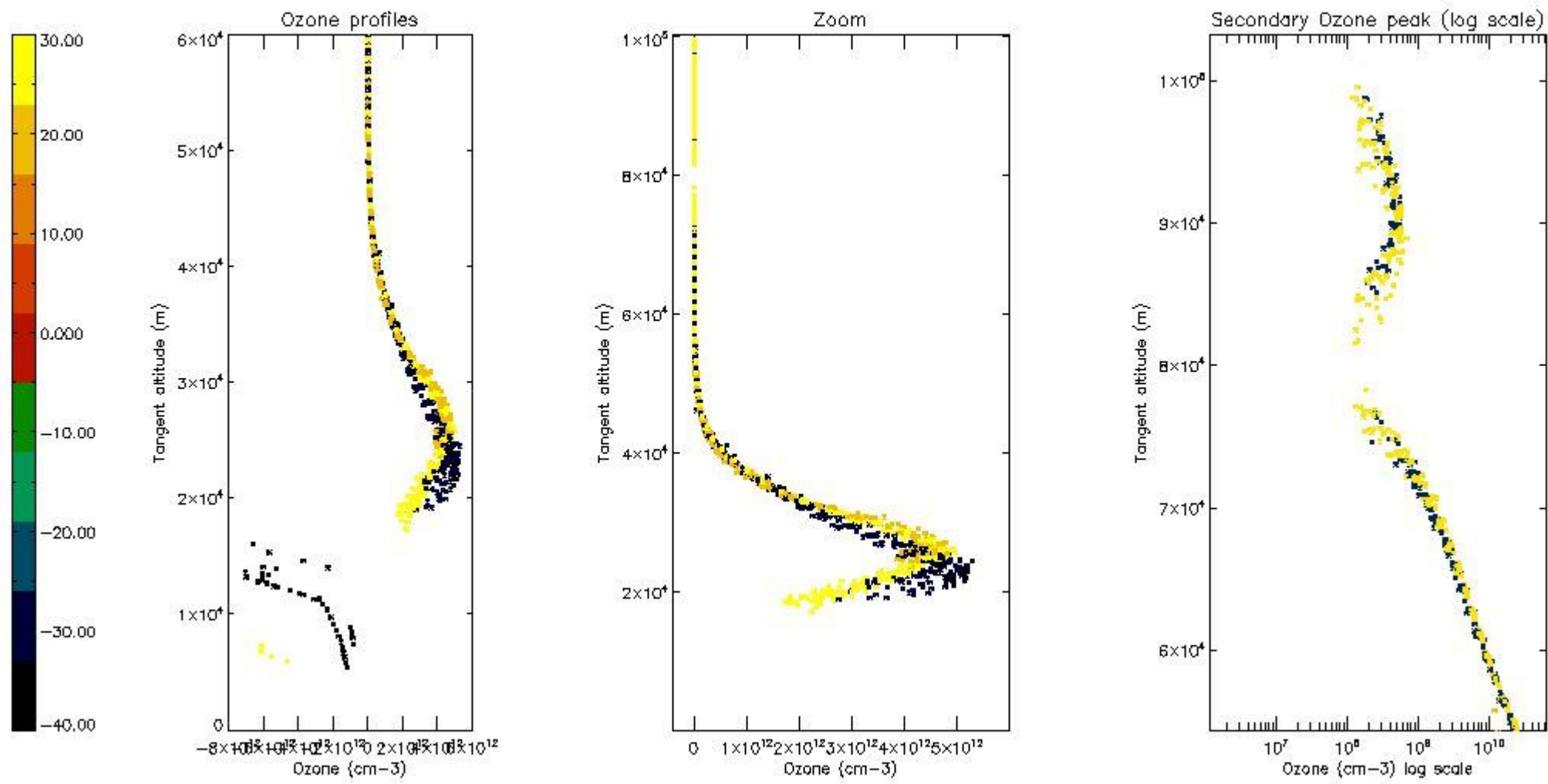
The colorbar represents the latitude.



*5.4 Plot ozone profiles where STD < 10% (dark without errors)*

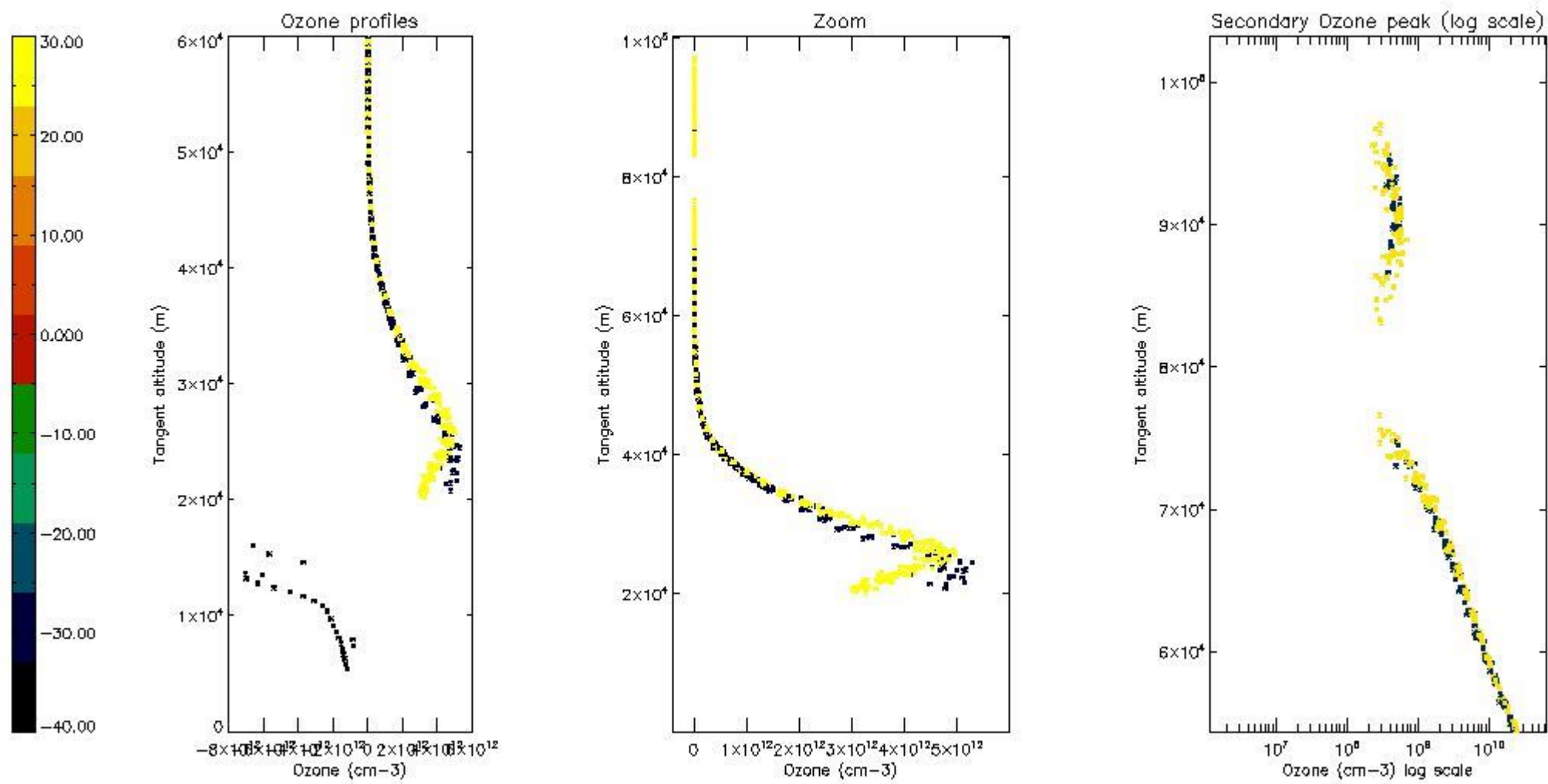
The colorbar represents the latitude.





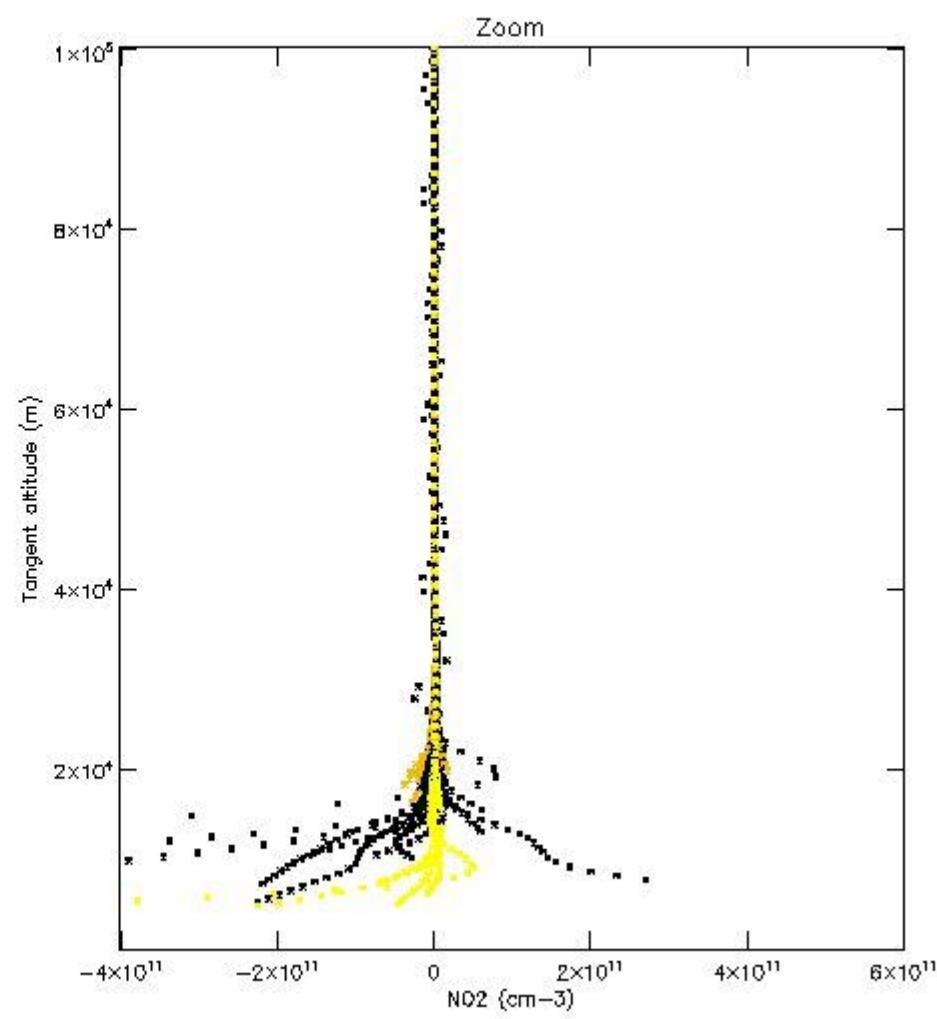
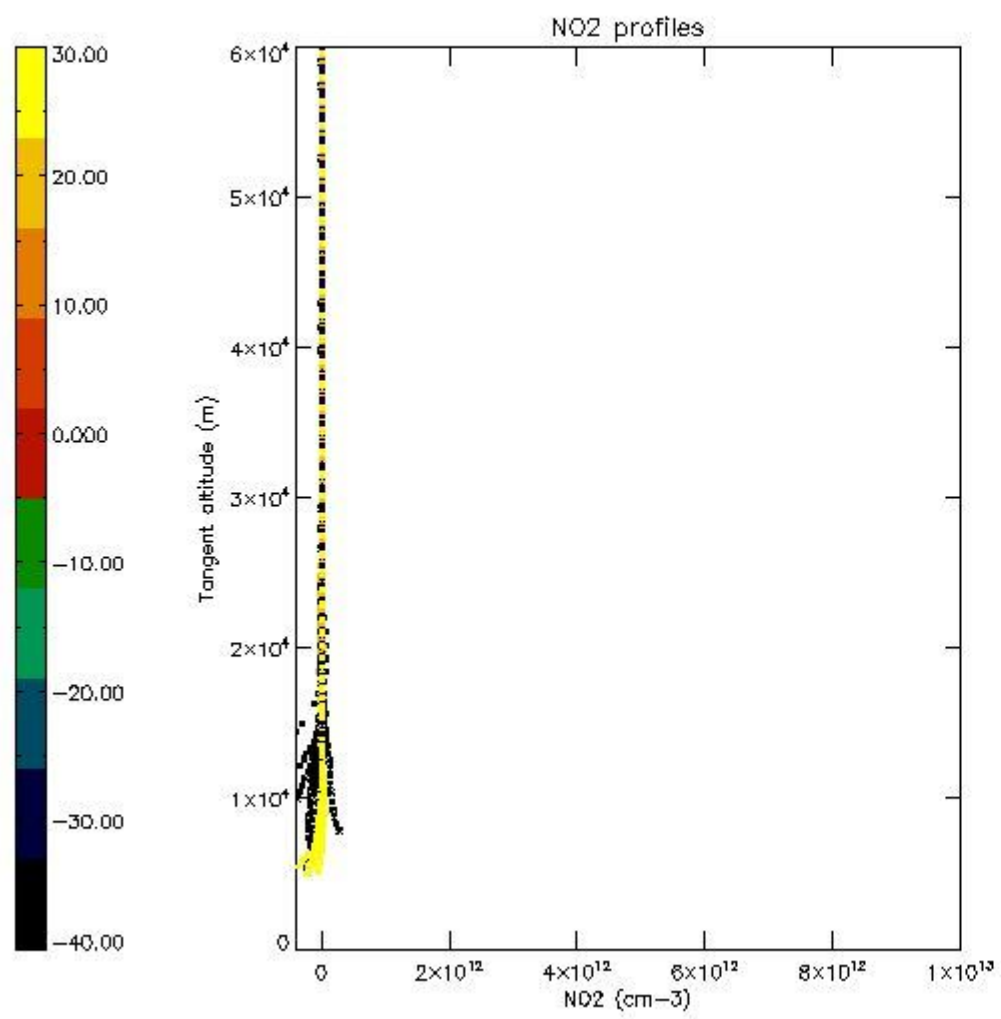
*5.5 Plot ozone profiles where STD < 5% (dark without errors)*

The colorbar represents the latitude.



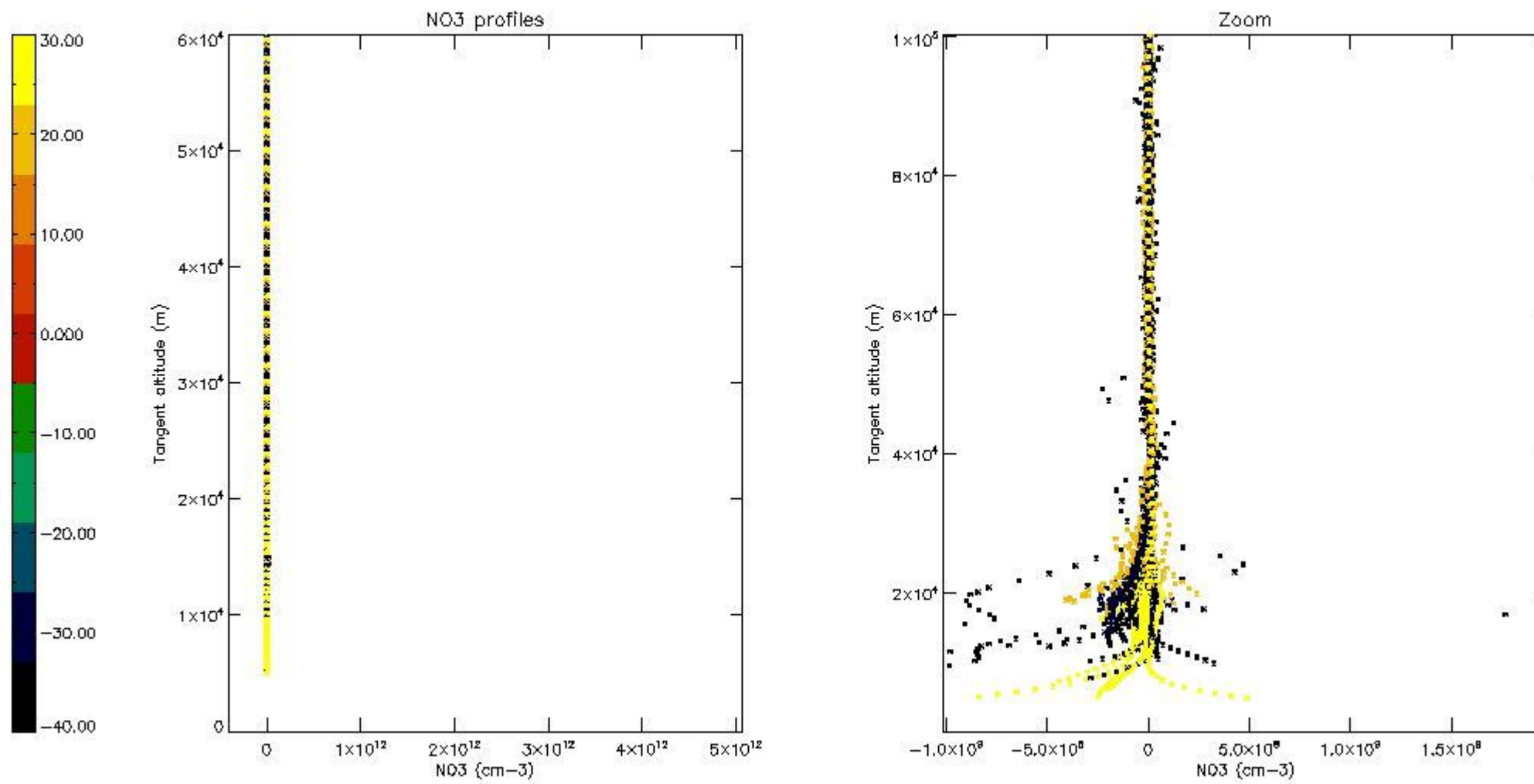
*5.6 Plot NO<sub>2</sub> profiles for all STD (dark without errors)*

The colorbar represents the latitude.



*5.7 Plot NO3 profiles for all STD (dark without errors)*

The colorbar represents the latitude.

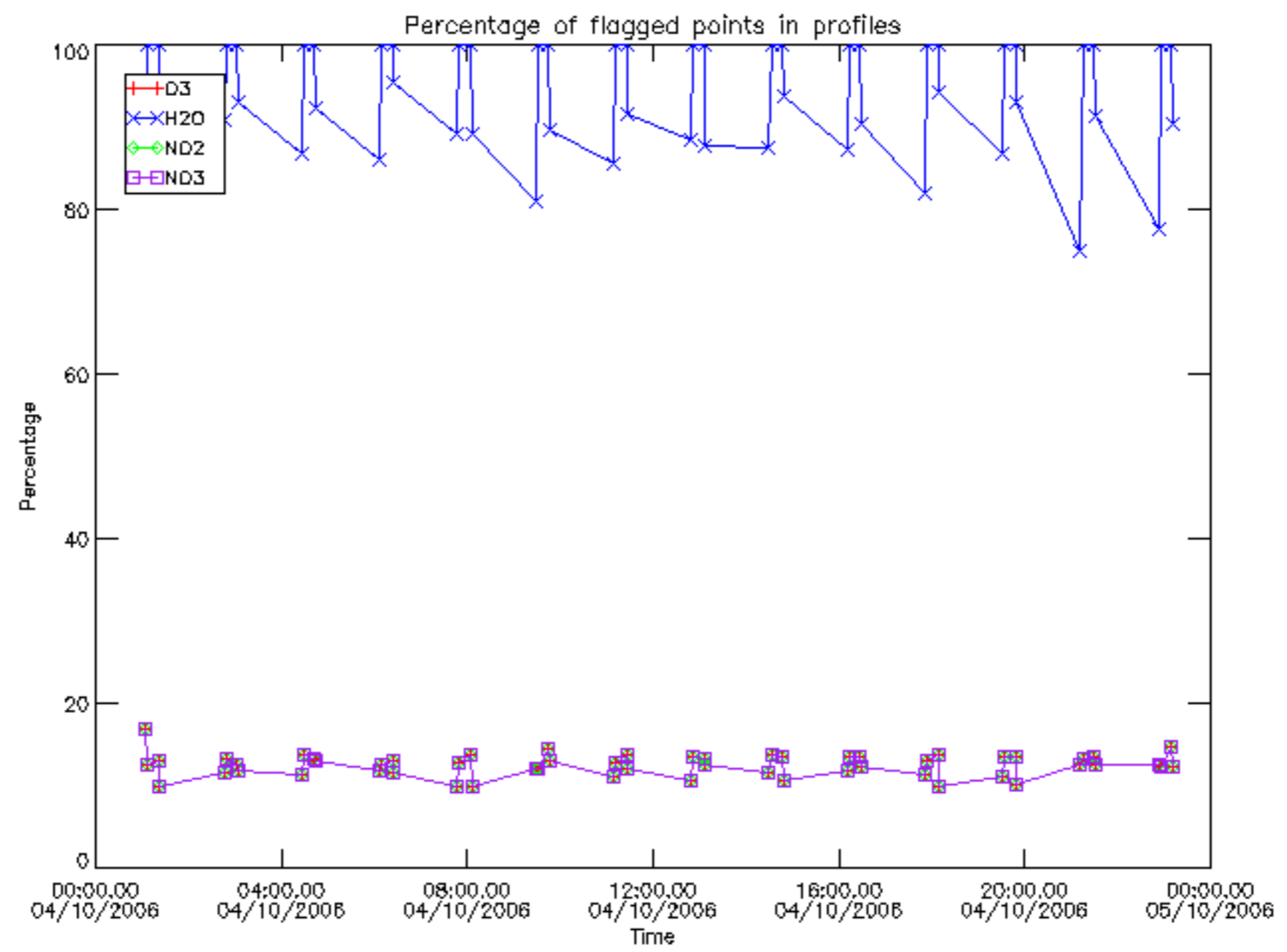


## 6. Auxiliary Data Files used for the production reported in section 2

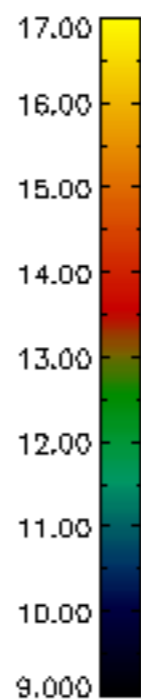
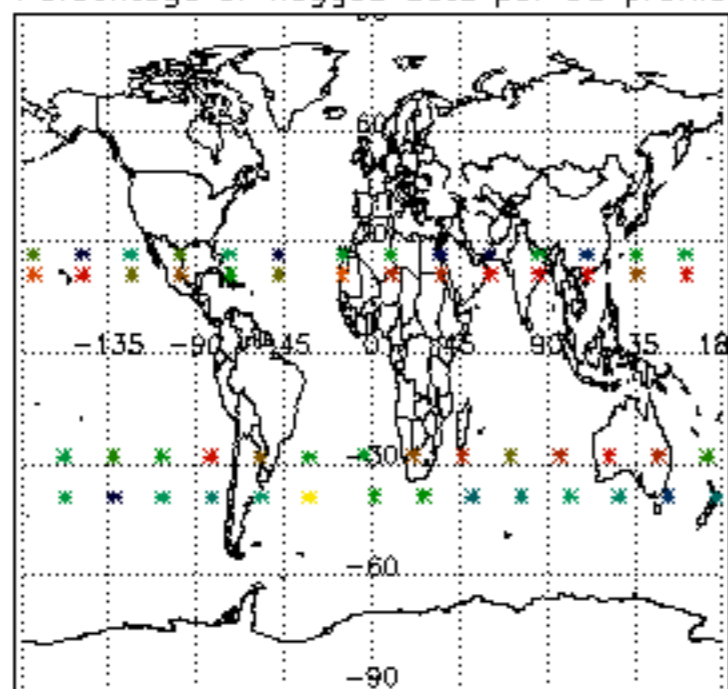
The number reported in the third column indicates since which file (see list in section 2) the corresponding auxiliary file has been used. The fourth column is the date of those product files.

Type	Auxiliary Filename	Used since product	Used since product date
INST_PHYS_CHARACTERISTICS	GOM_INS_AXVIEC20091111_143220_20030716_120000_20500101_000000	1	04-OCT-2006 00:04:55
LEVEL-2_PROC_CONFIG	GOM_PR2_AXVIEC20091111_152718_20020301_000000_20500101_000000	1	04-OCT-2006 00:04:55
CROSS_SECTIONS_FILE	GOM_CRS_AXVIEC20091111_154832_20020301_000000_20500101_000000	1	04-OCT-2006 00:04:55

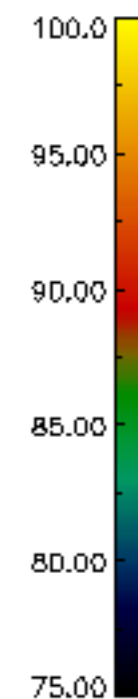
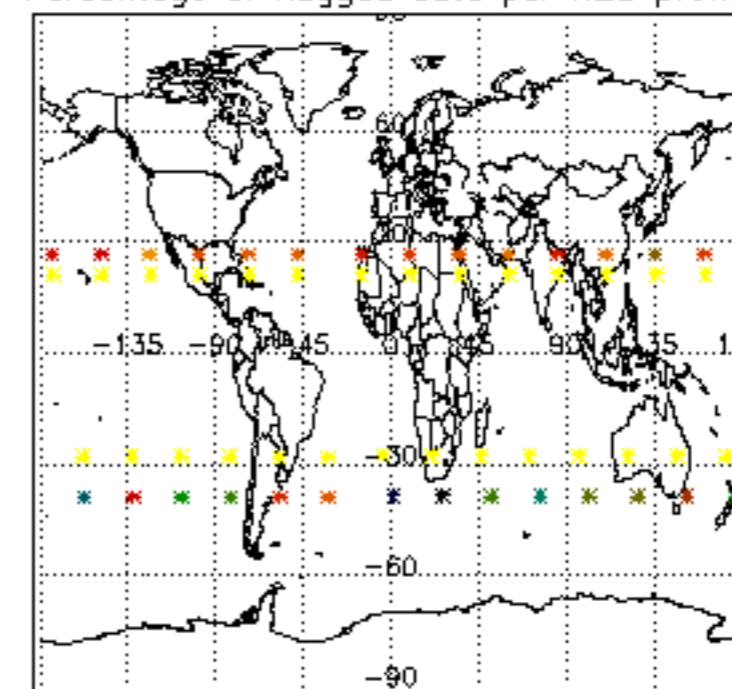




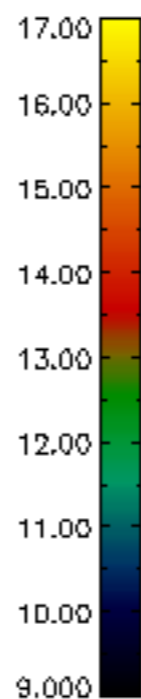
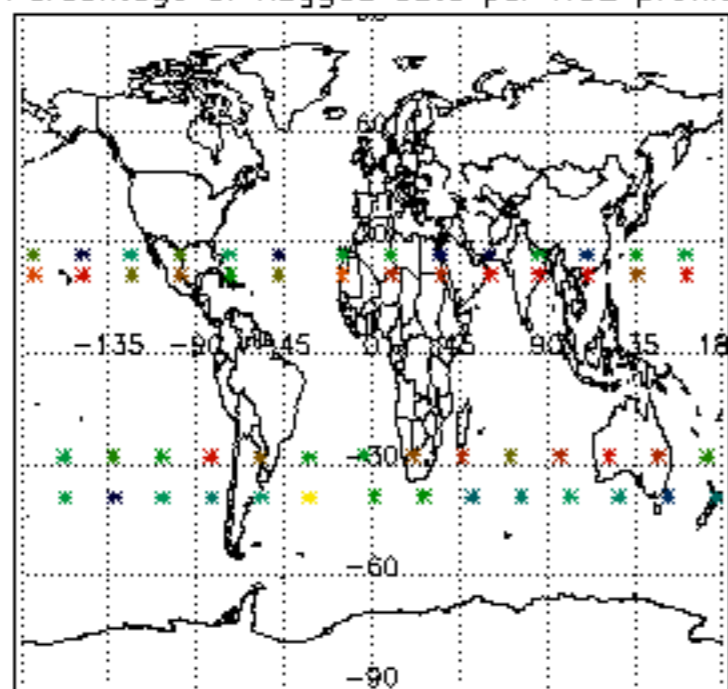
Percentage of flagged data per D3 profile



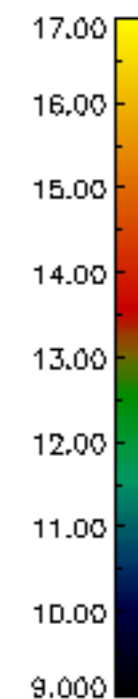
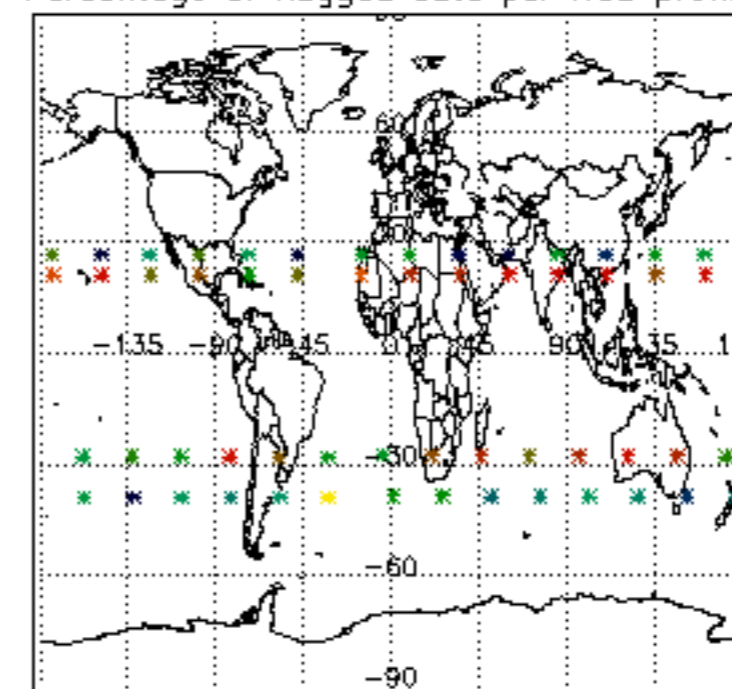
Percentage of flagged data per H2O profile

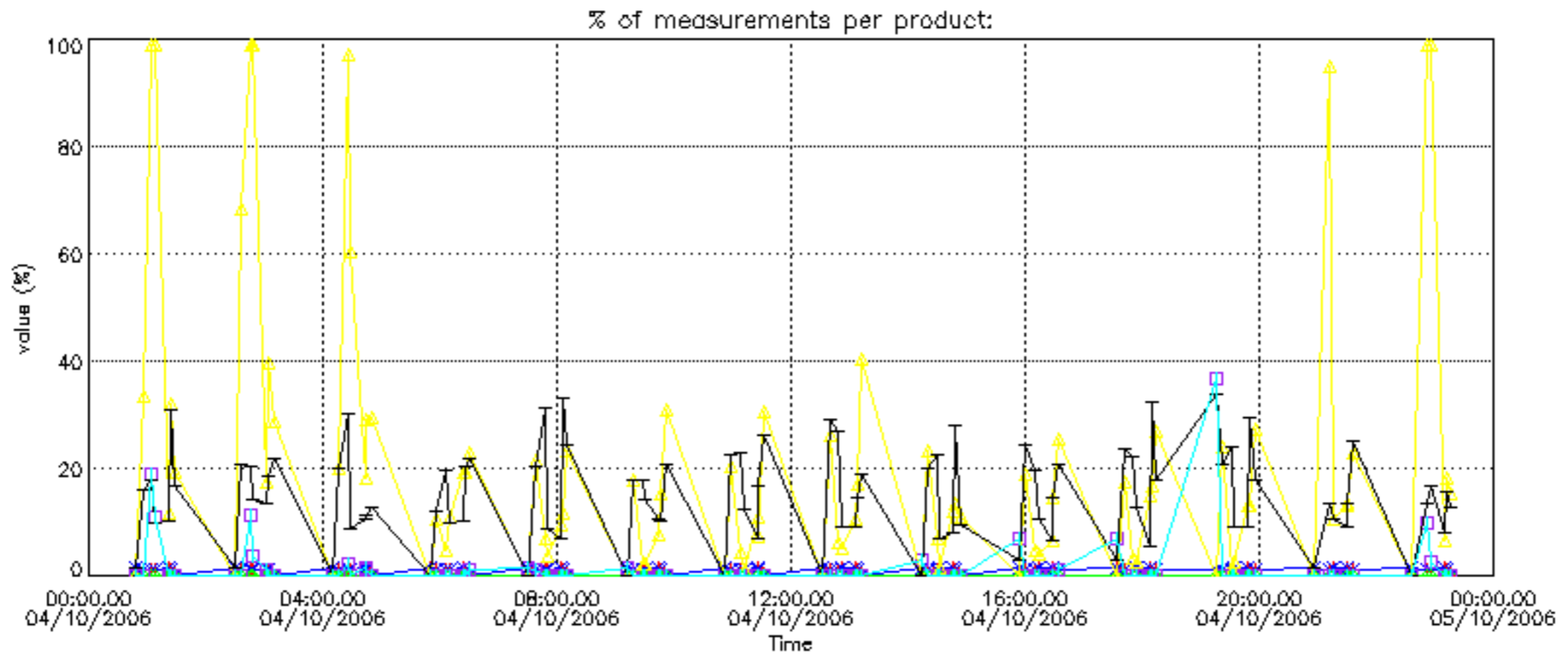


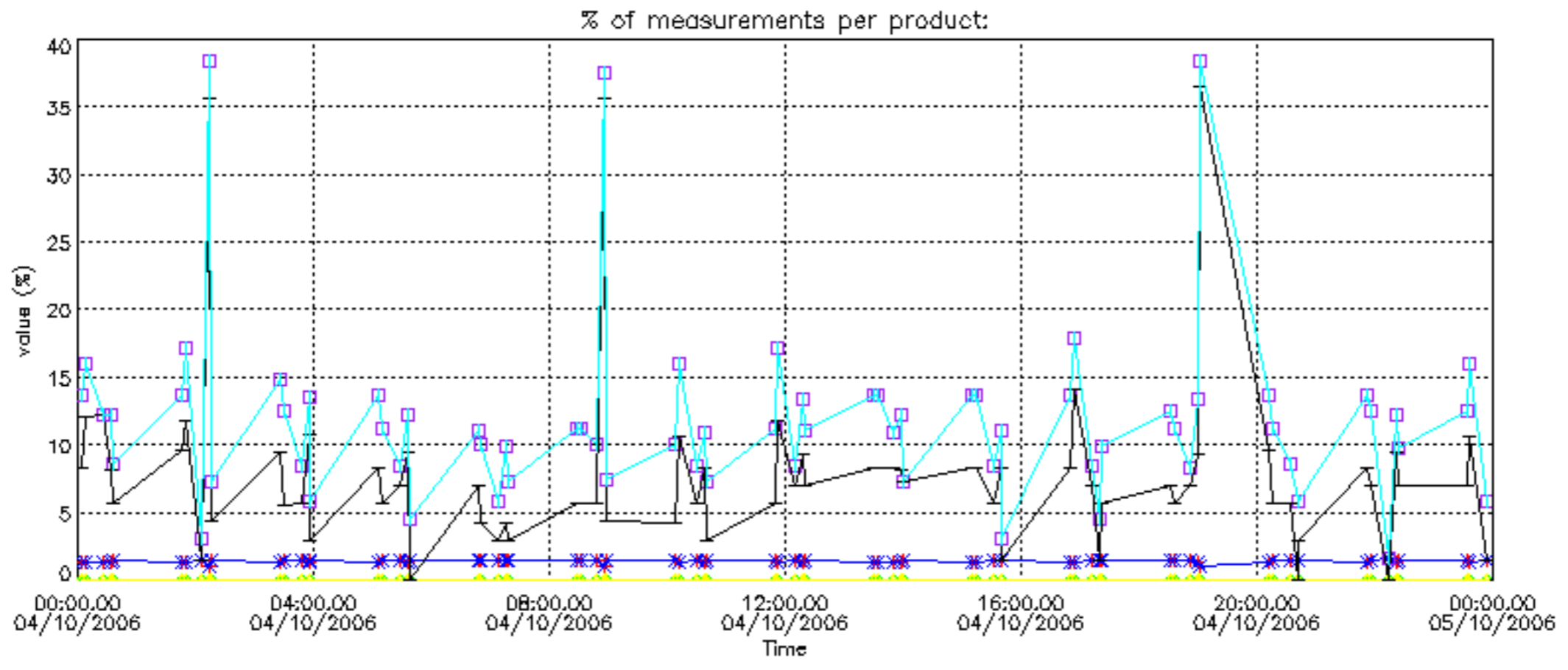
Percentage of flagged data per NO2 profile



Percentage of flagged data per NO3 profile

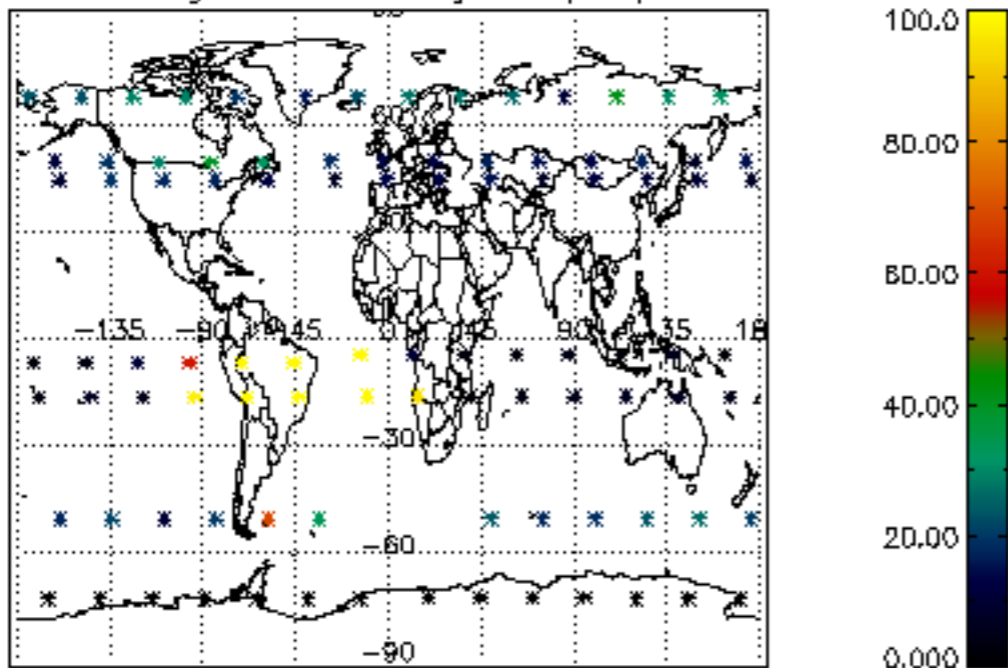




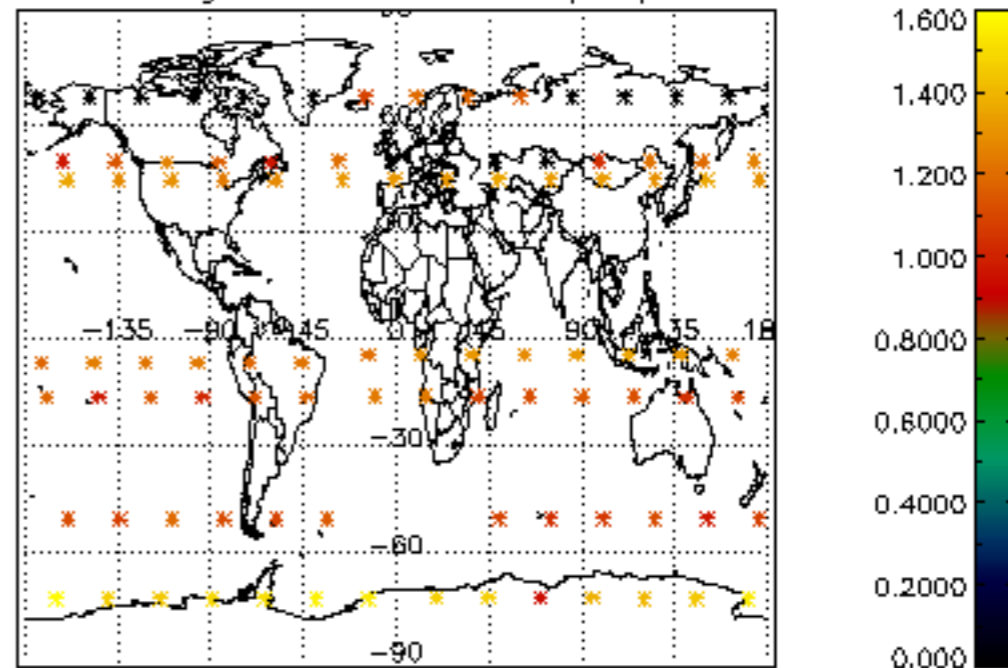




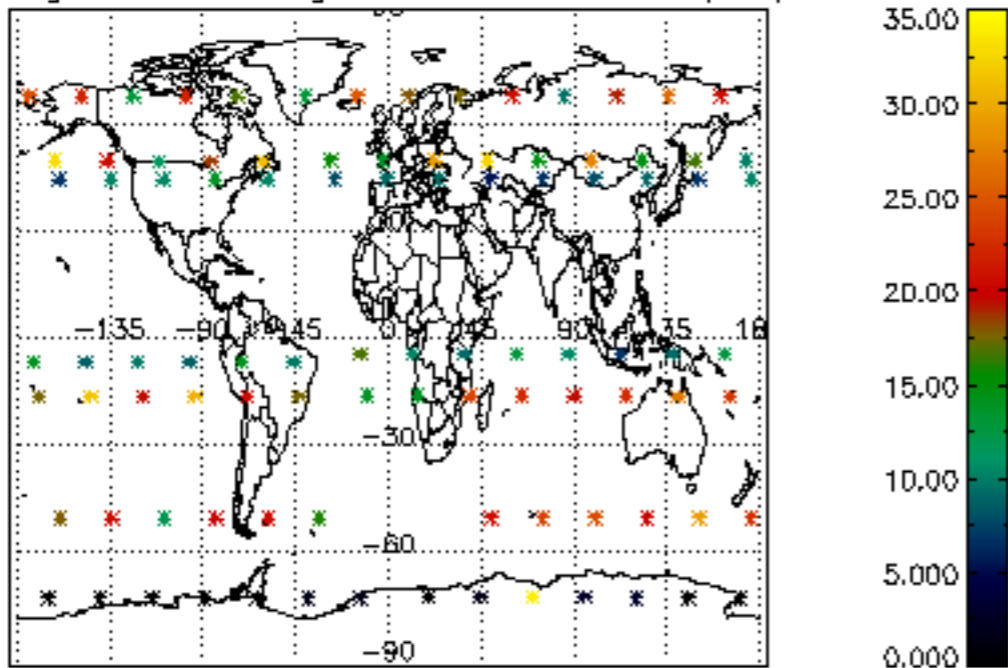
Percentage of cosmic ray hits per profile



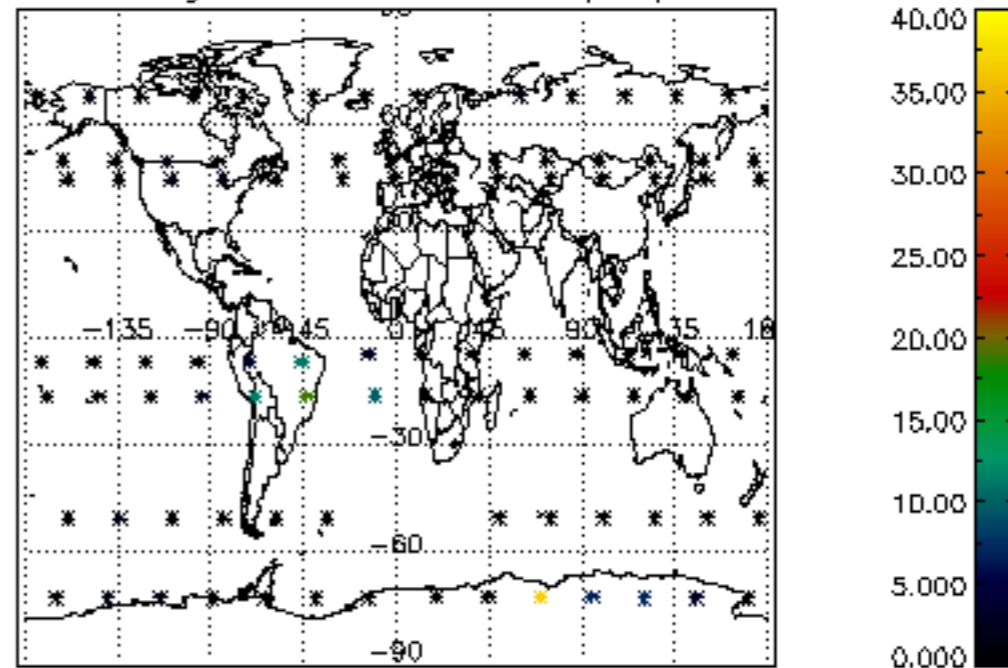
Percentage of datation errors per profile



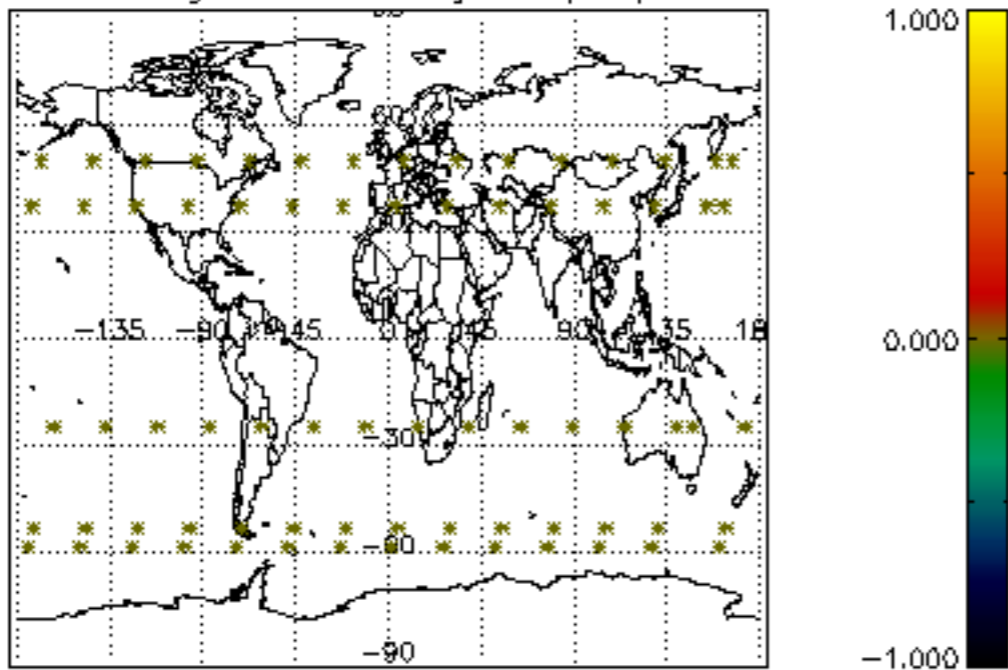
Percentage of star falling outside central band per profile



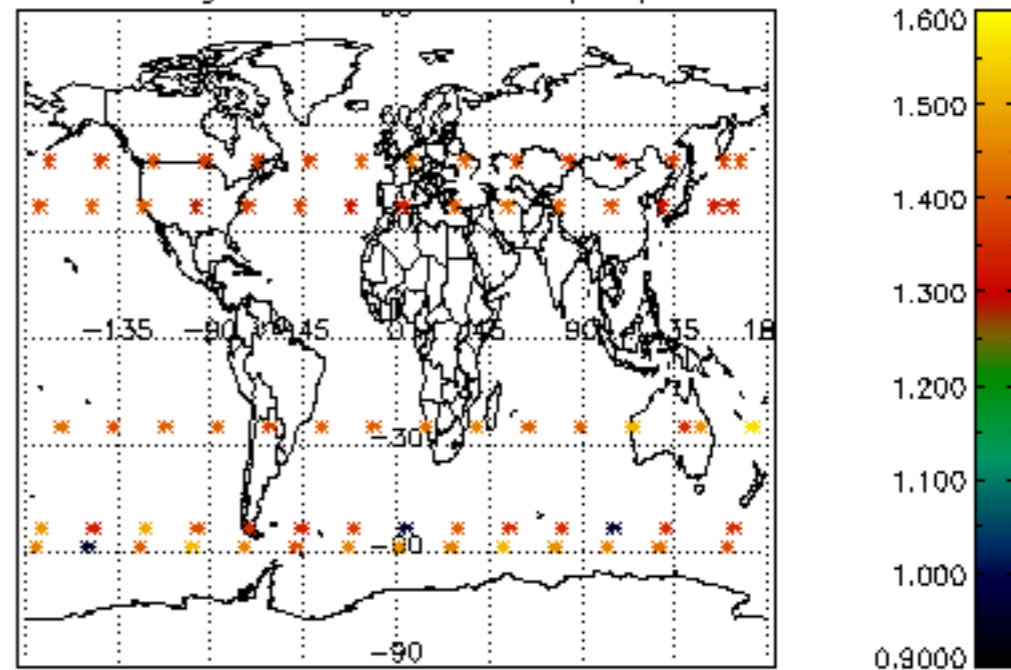
Percentage of saturation errors per profile



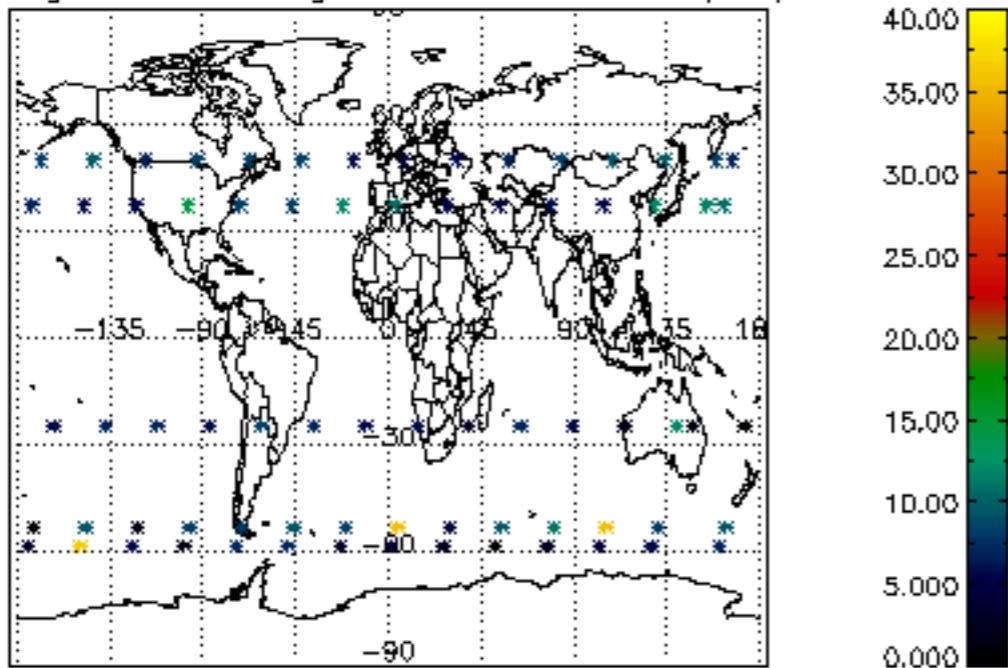
Percentage of cosmic ray hits per profile



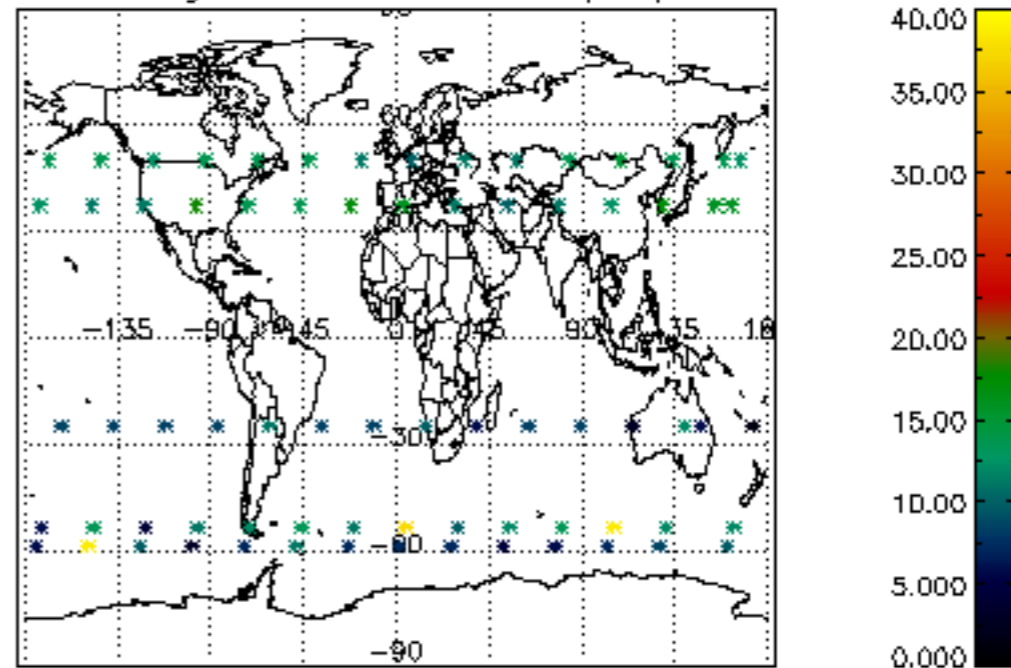
Percentage of datation errors per profile

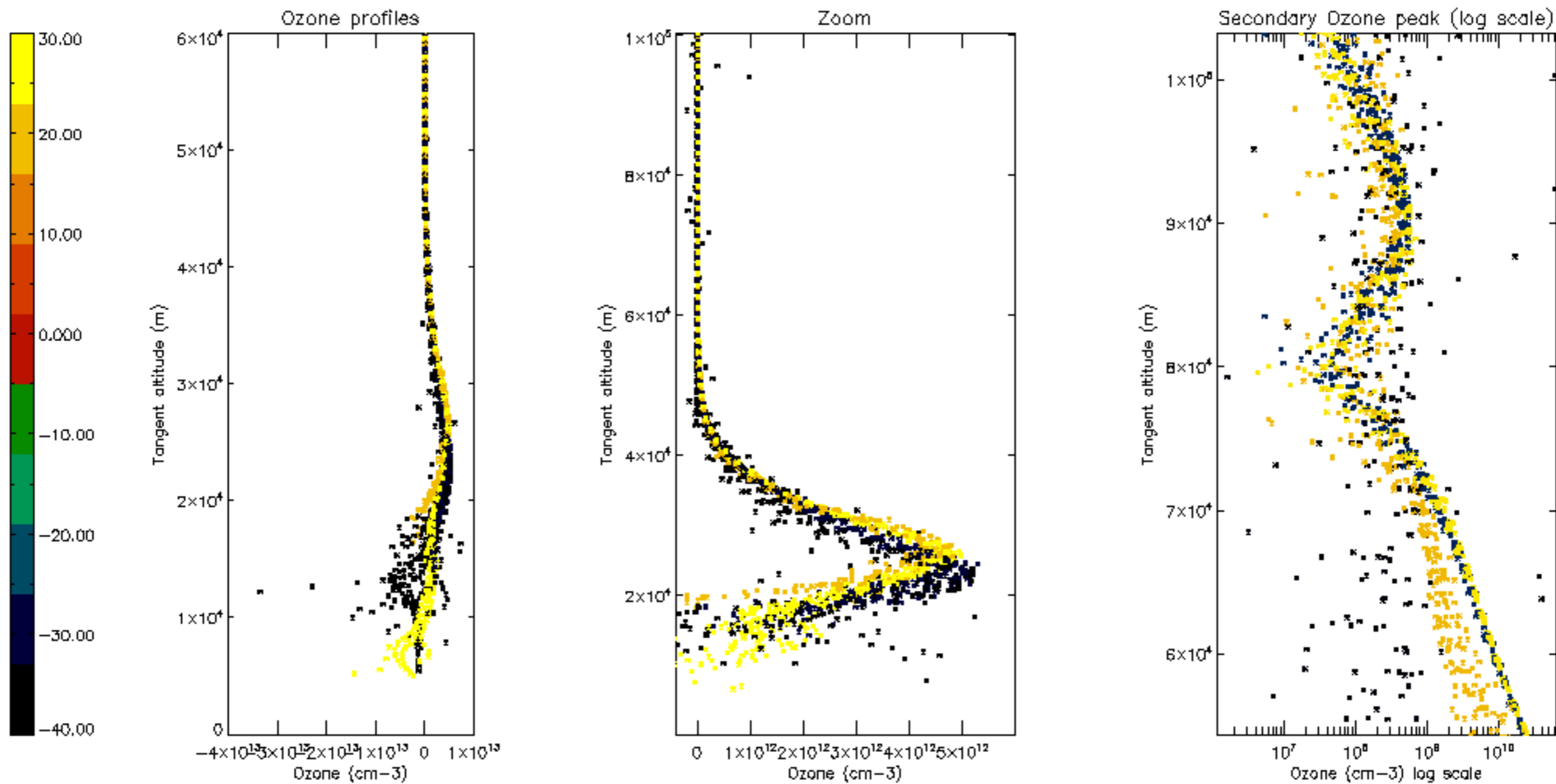


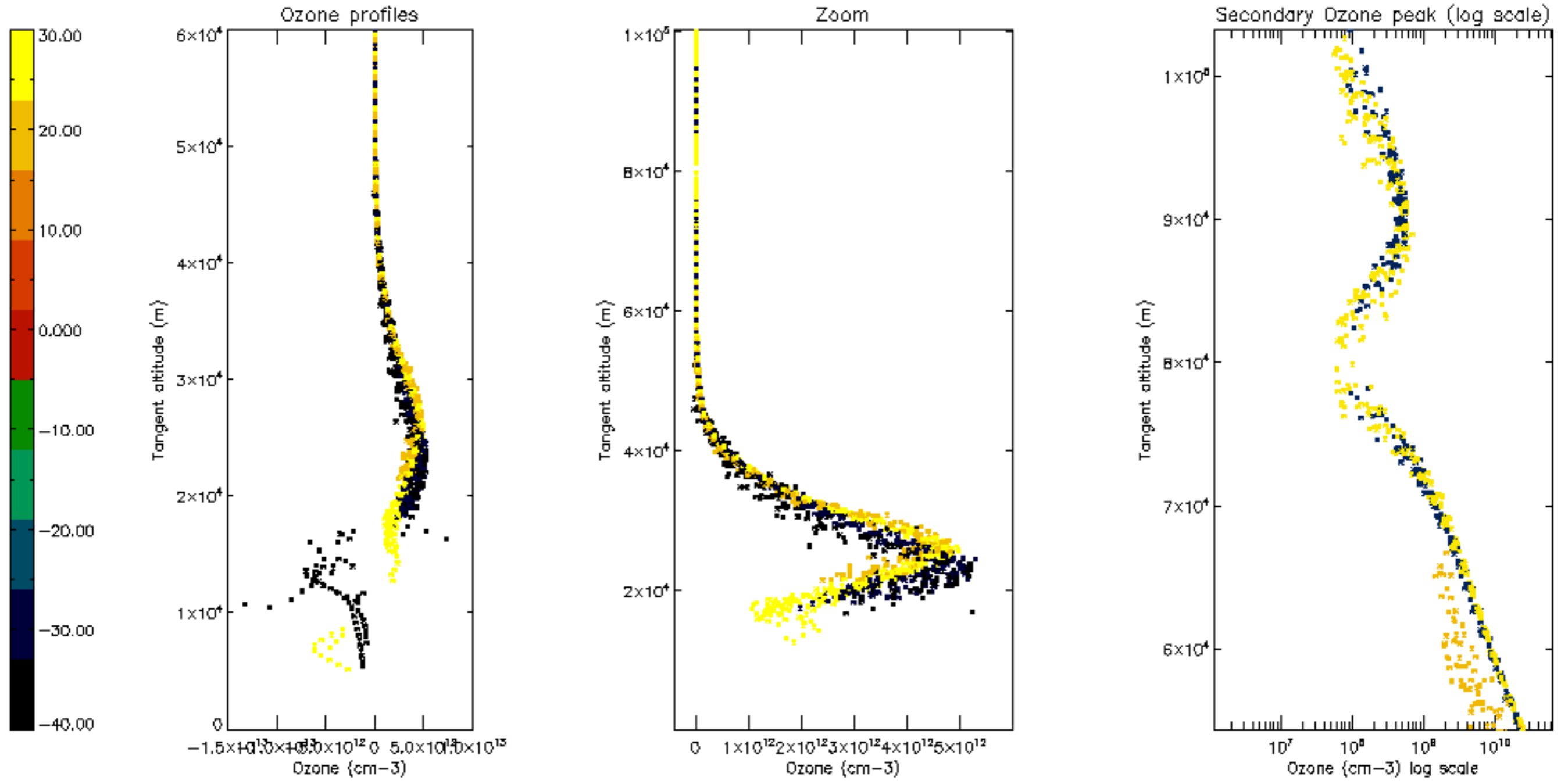
Percentage of star falling outside central band per profile



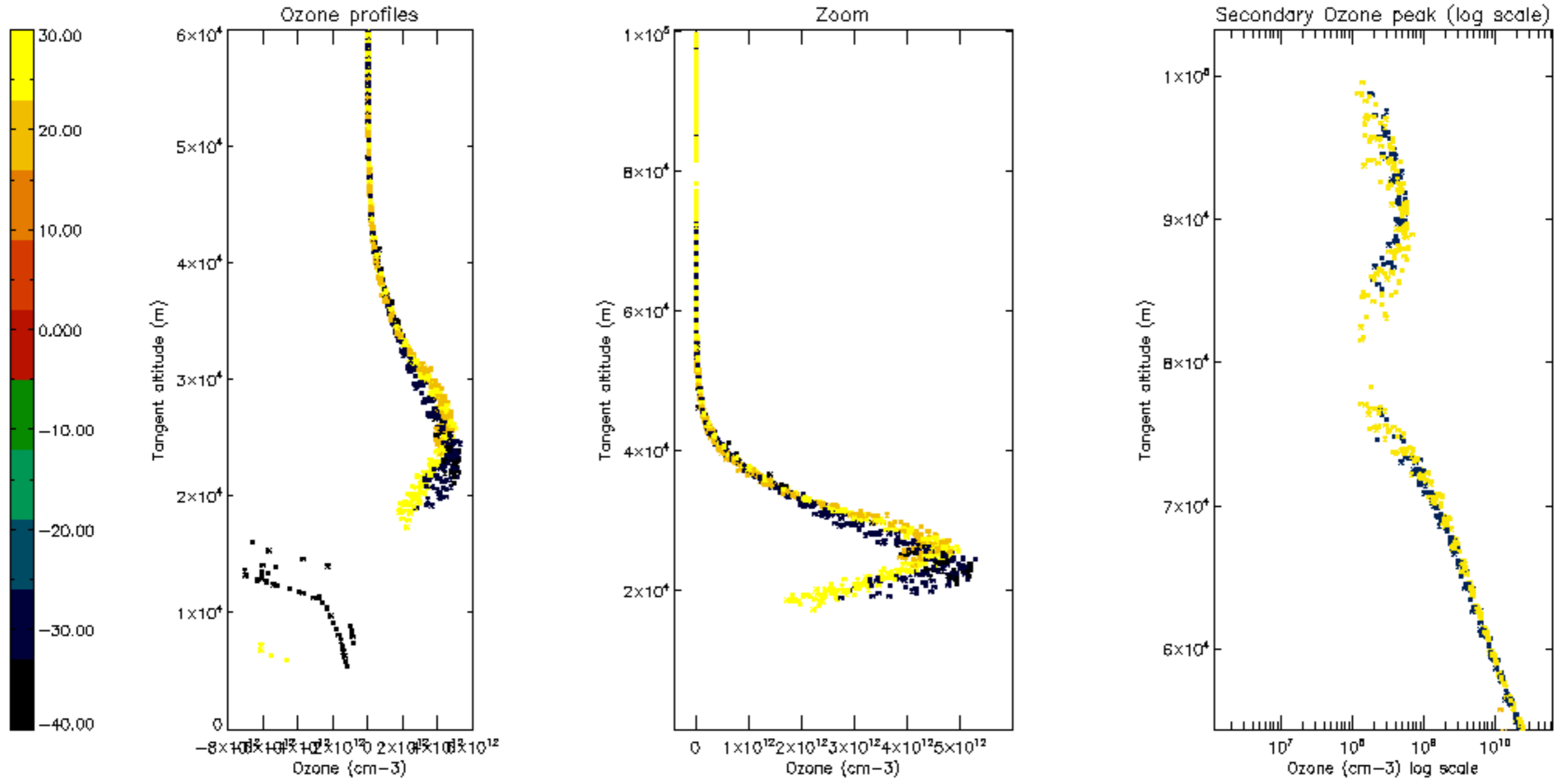
Percentage of saturation errors per profile

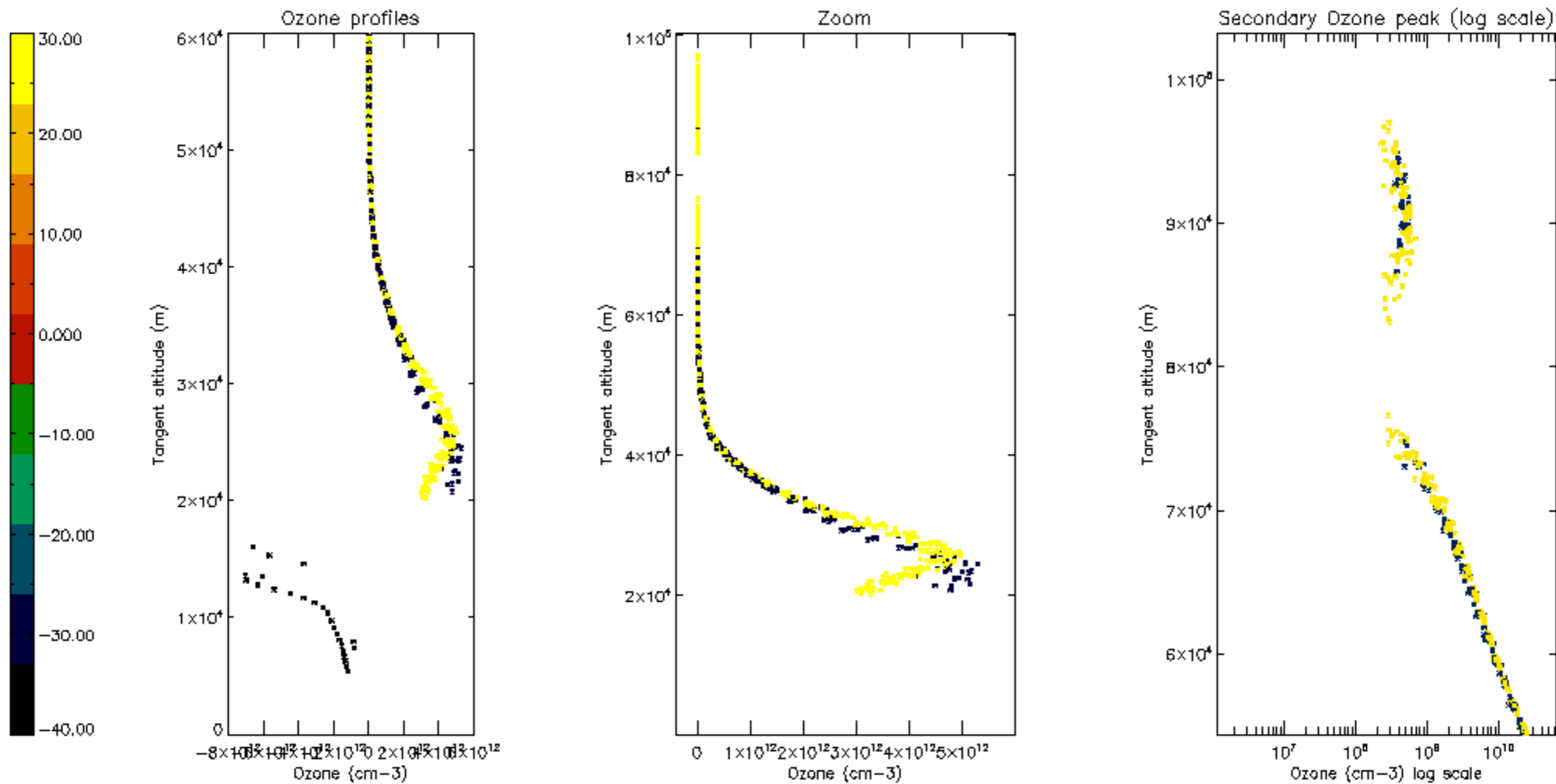


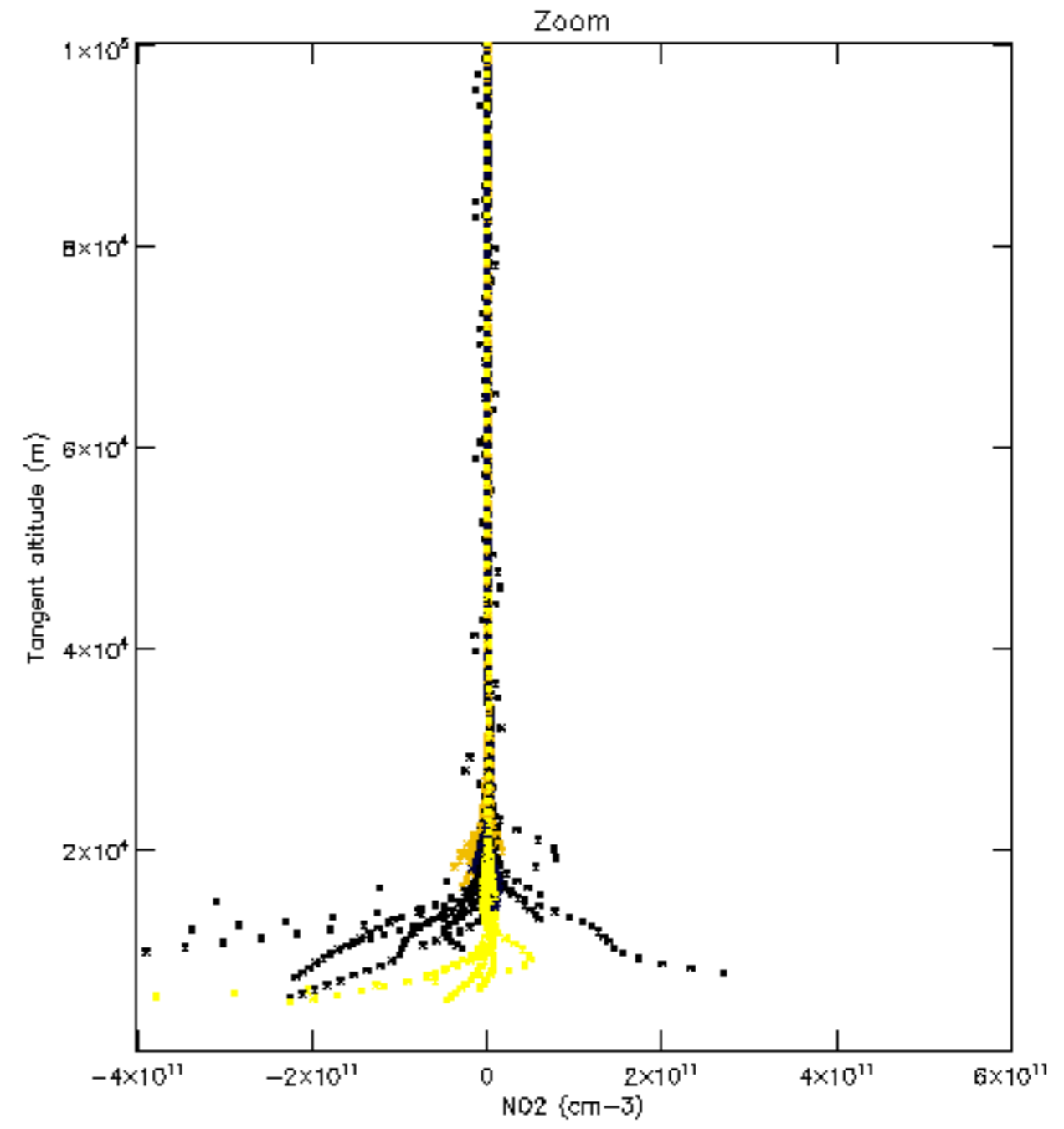
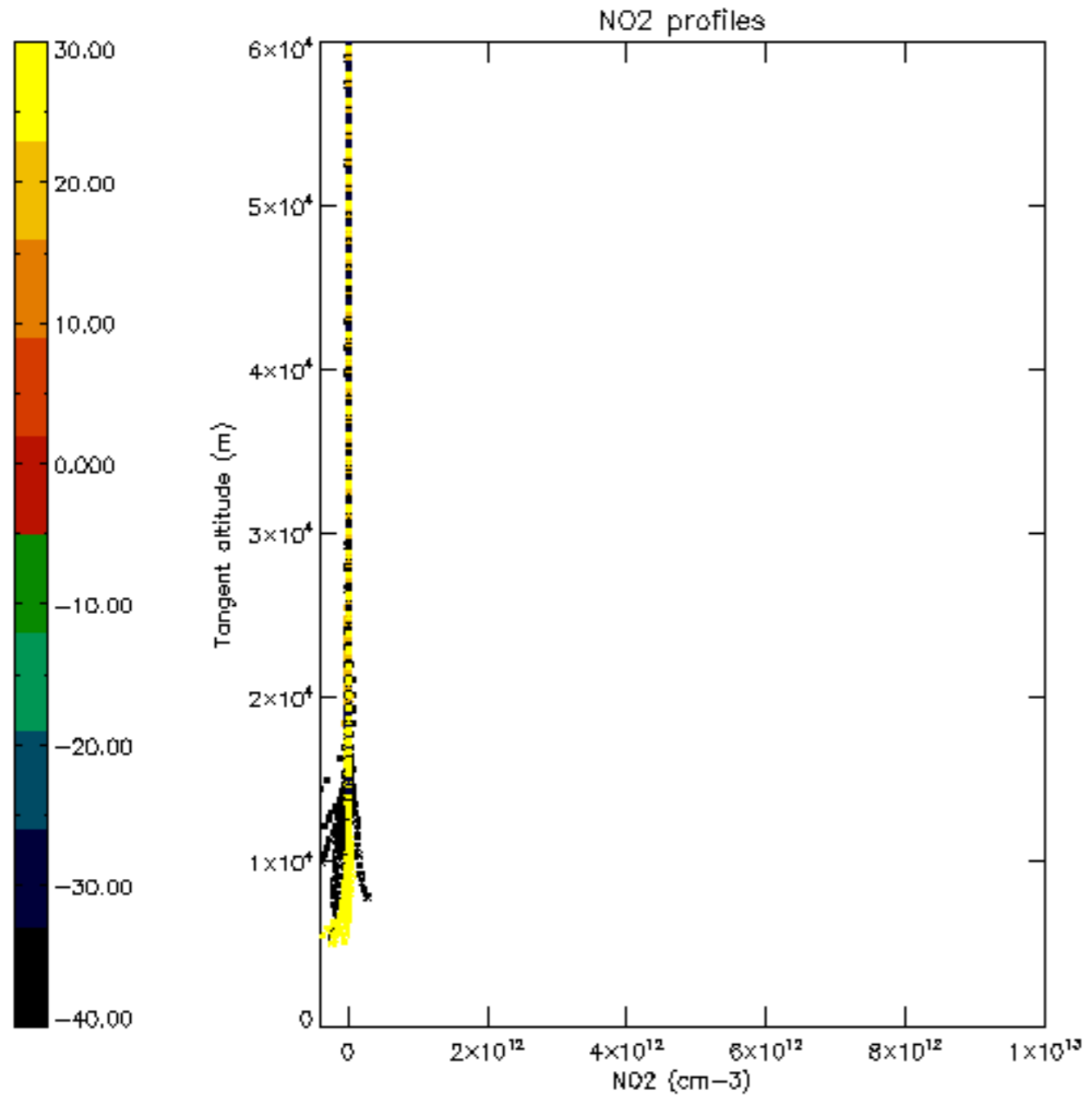


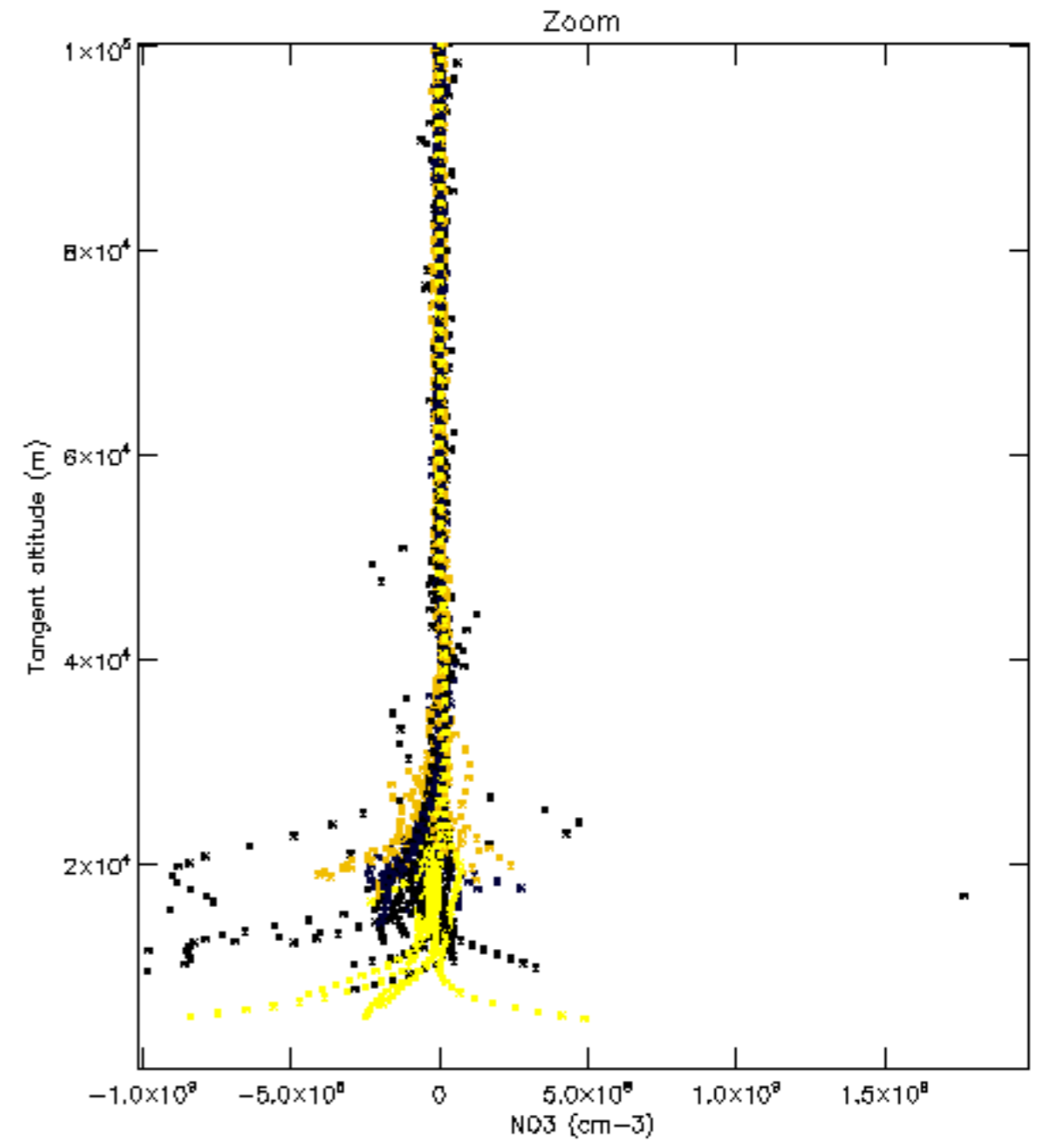
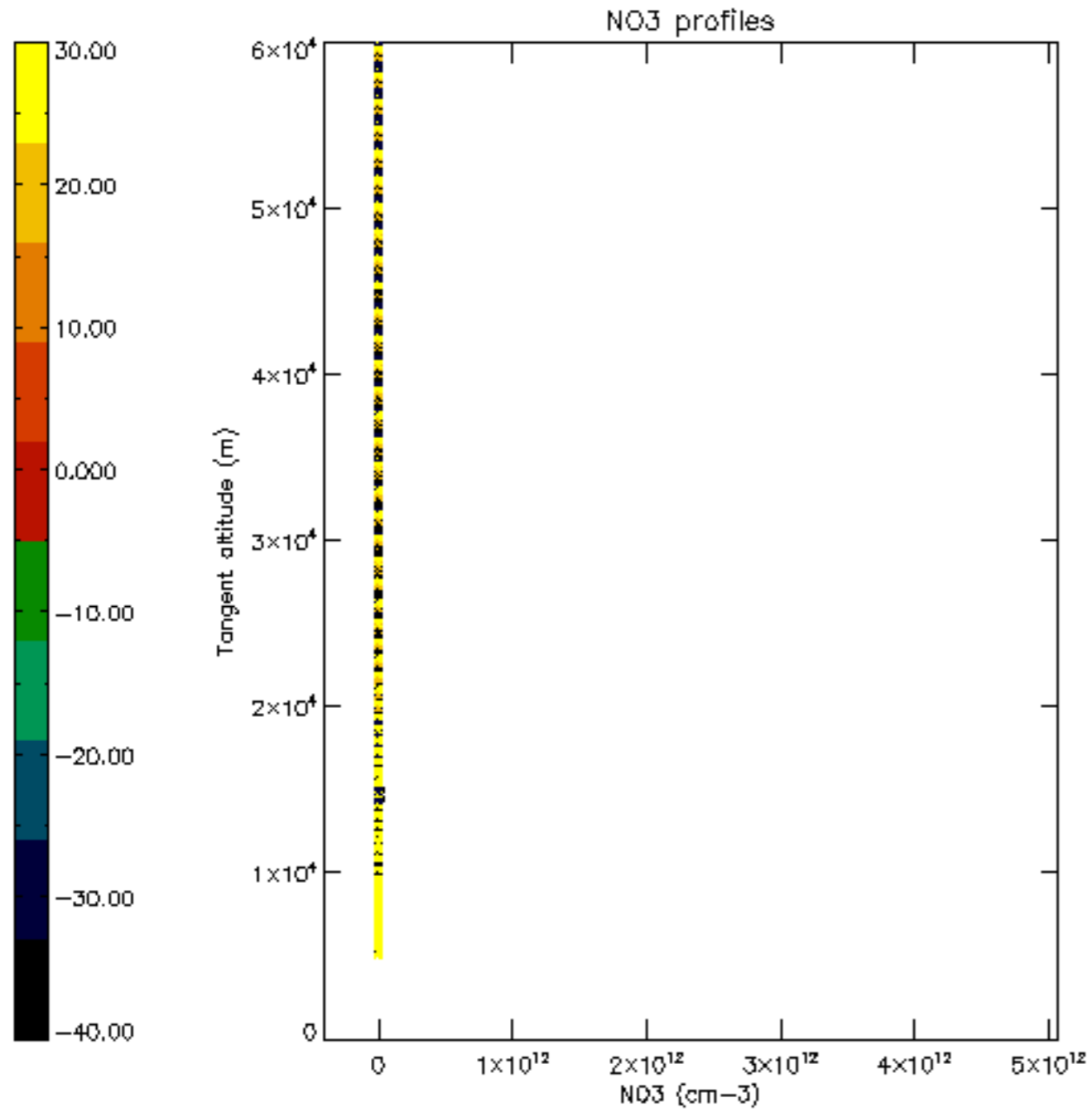




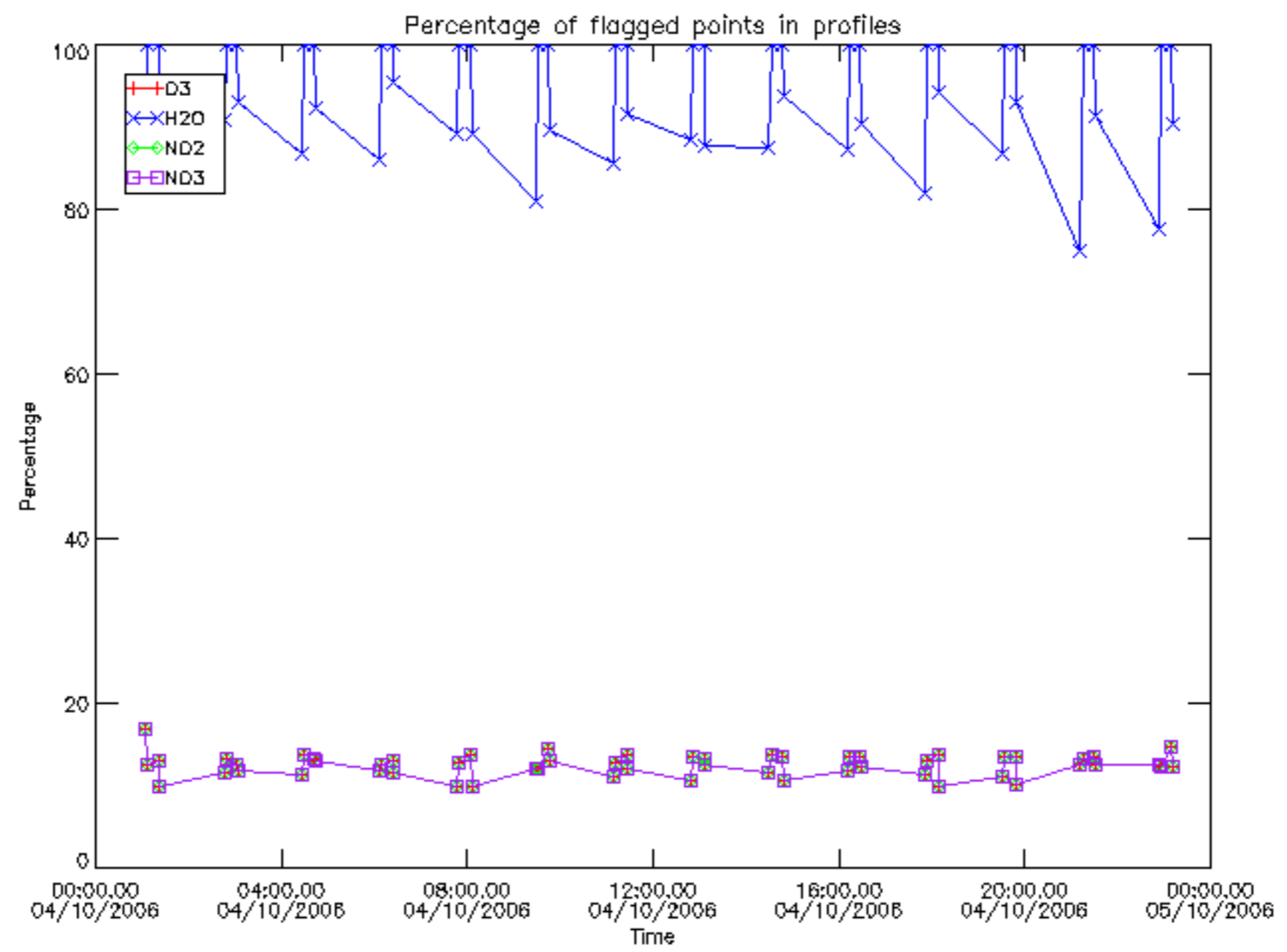




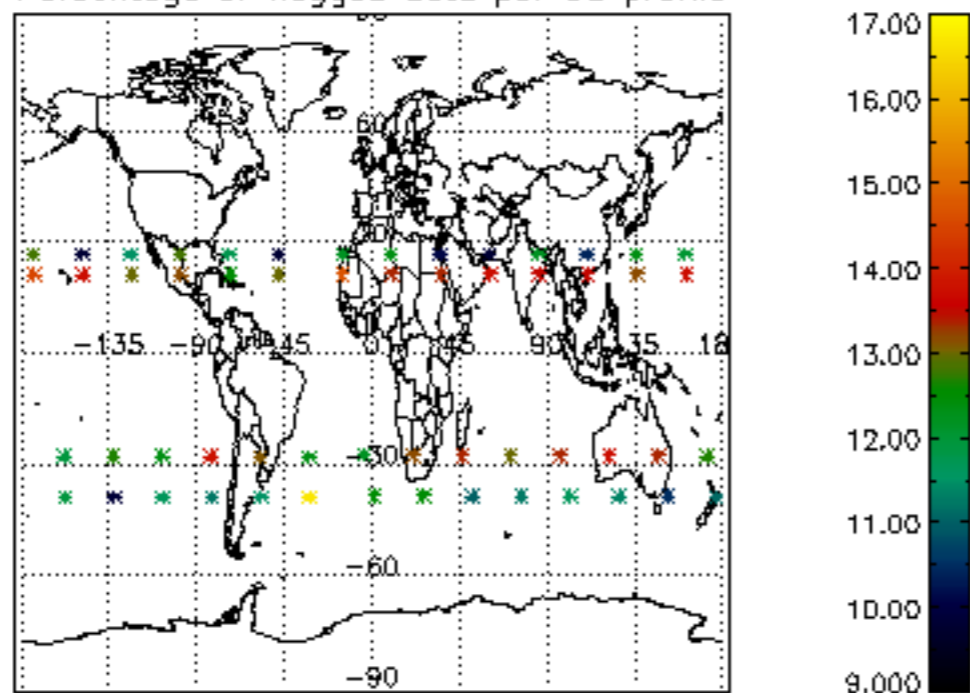




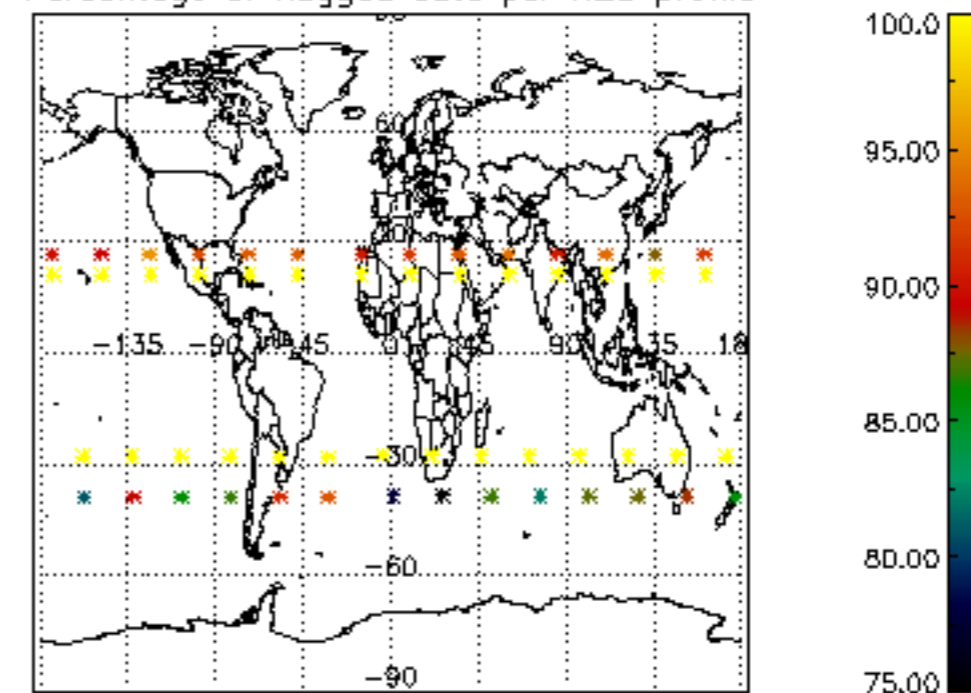




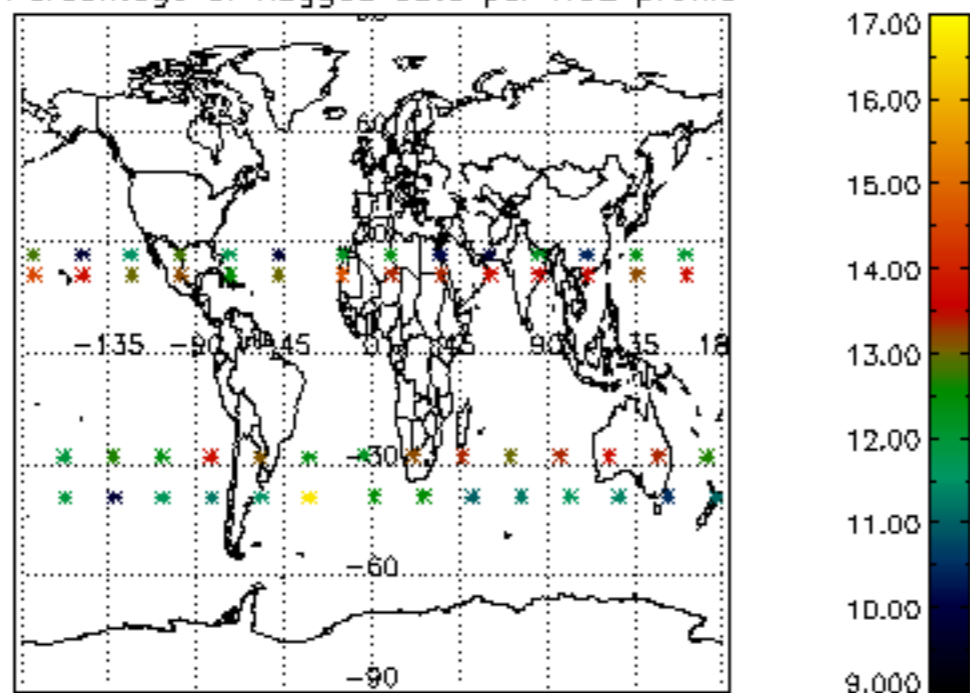
Percentage of flagged data per D3 profile



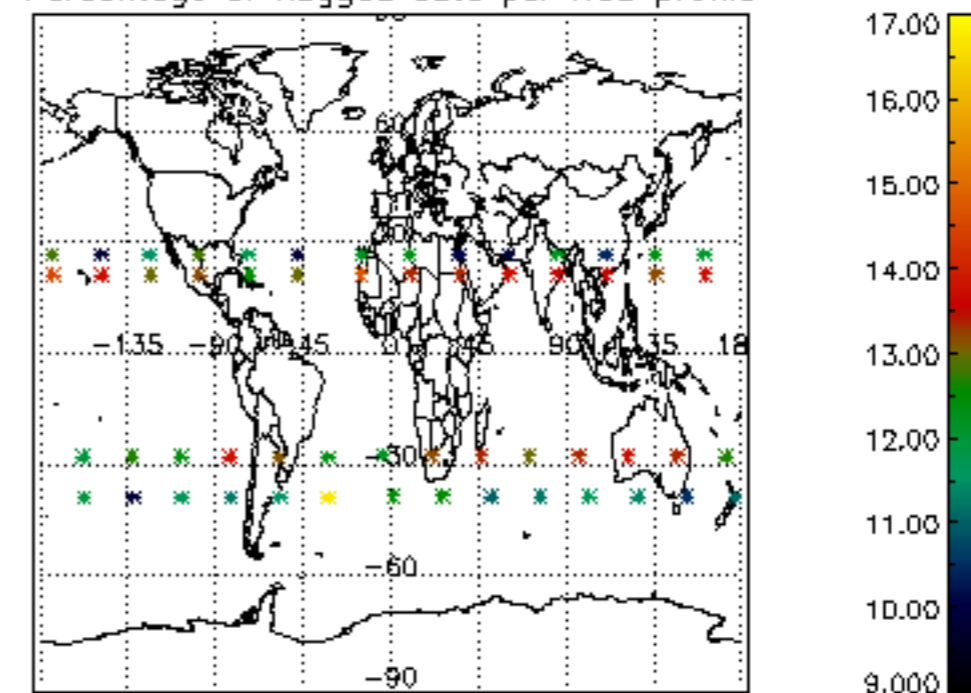
Percentage of flagged data per H2O profile

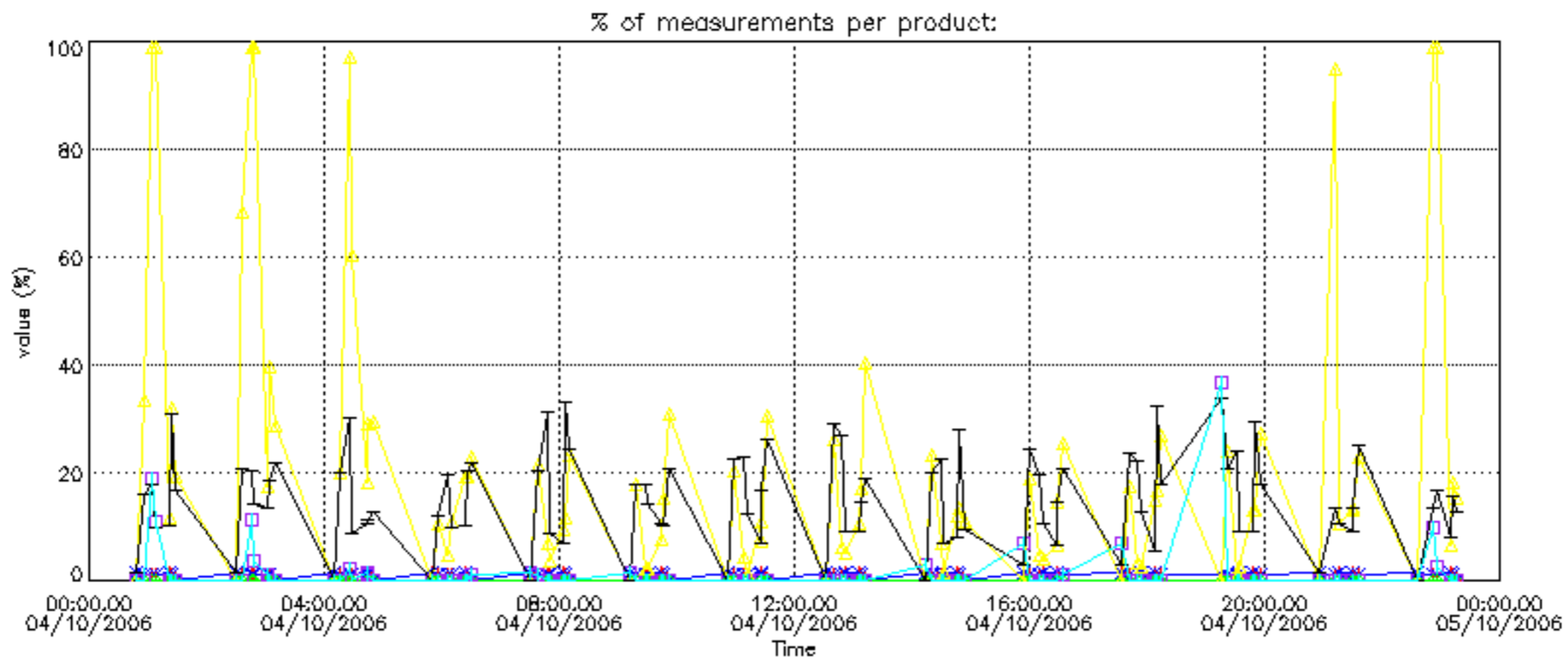


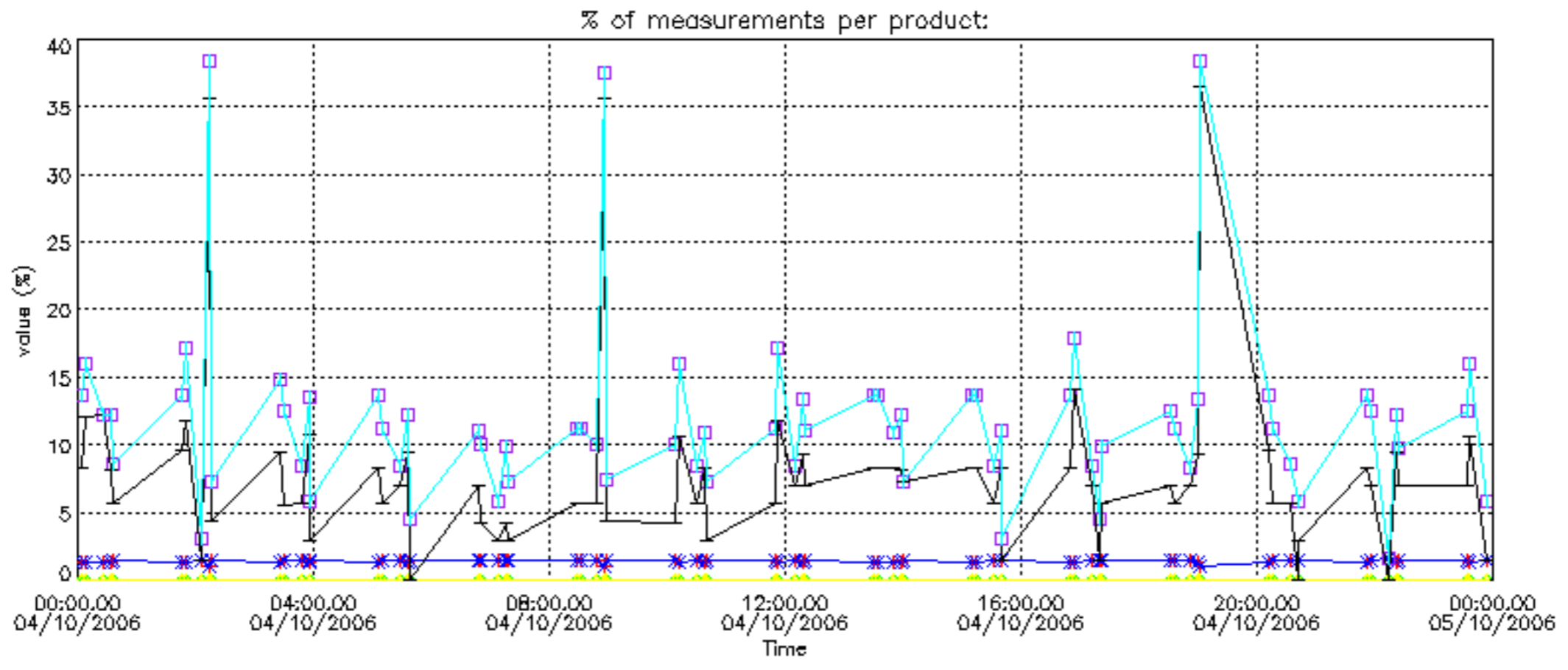
Percentage of flagged data per NO2 profile



Percentage of flagged data per NO3 profile

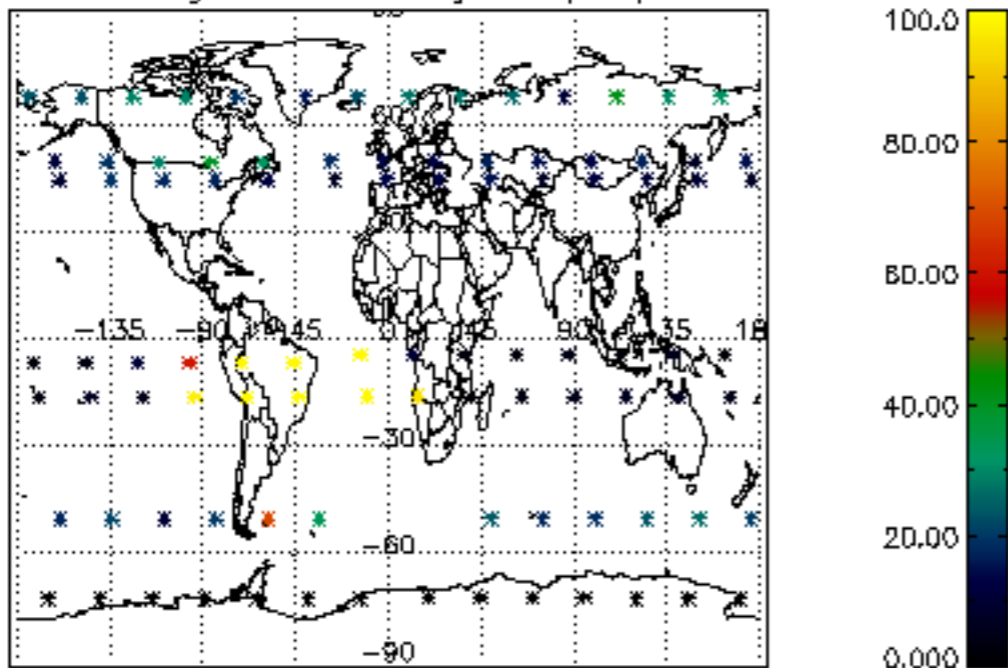




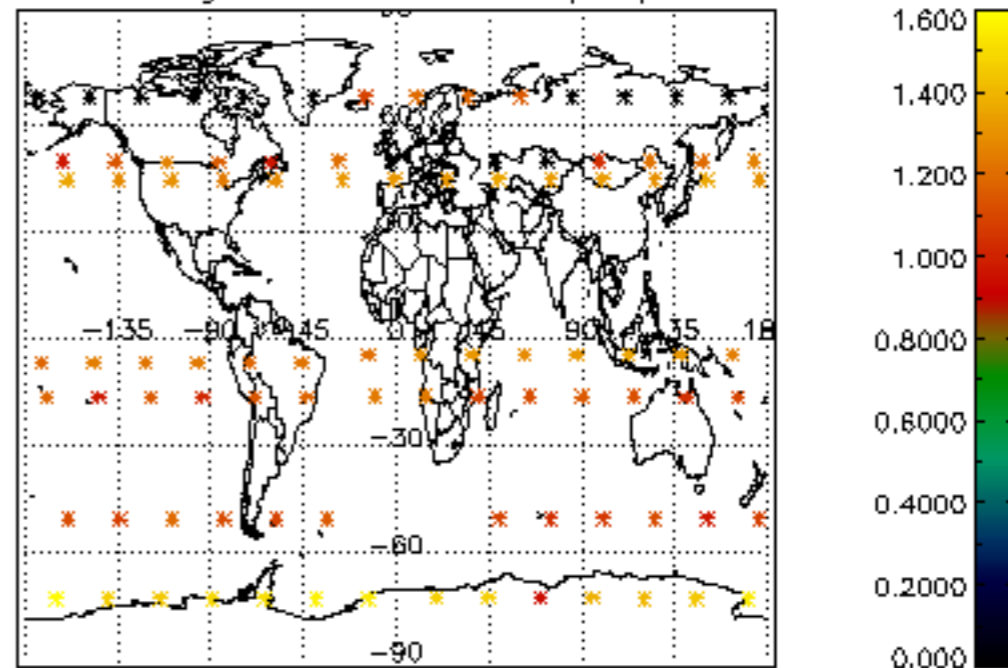




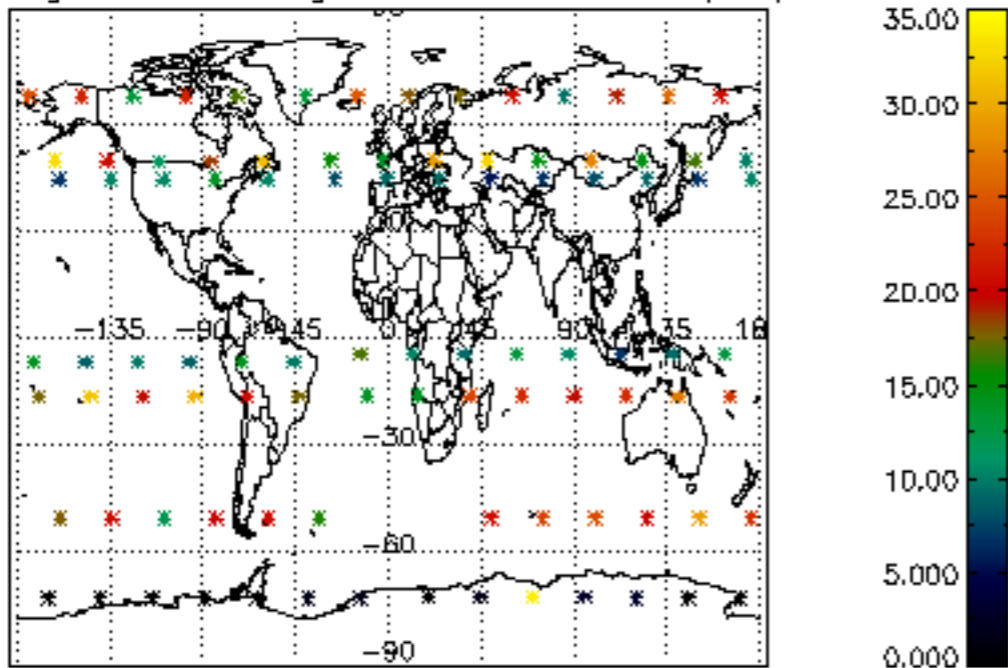
Percentage of cosmic ray hits per profile



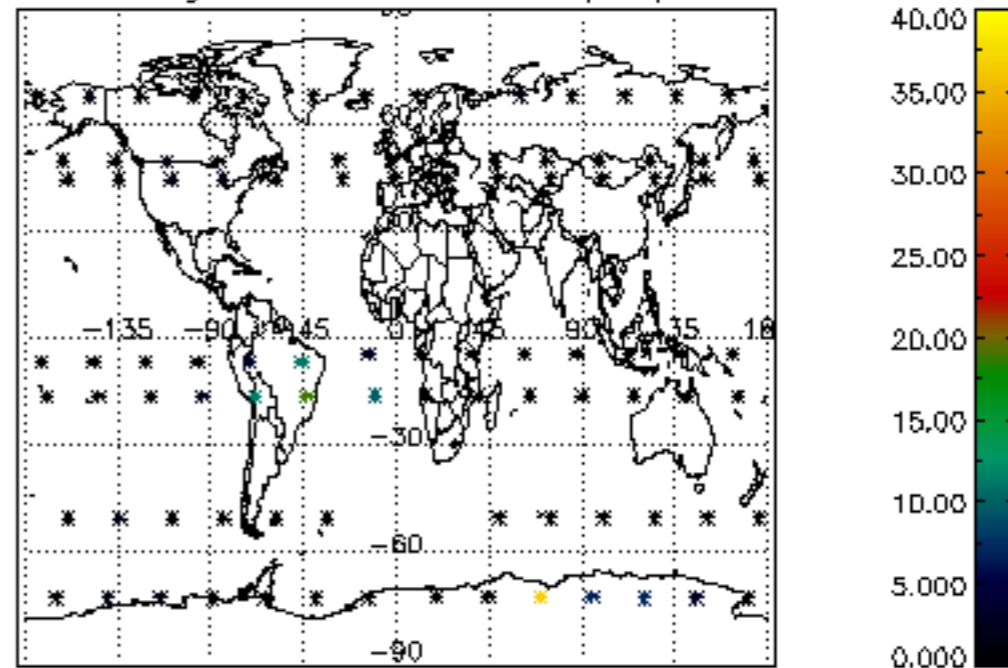
Percentage of datation errors per profile



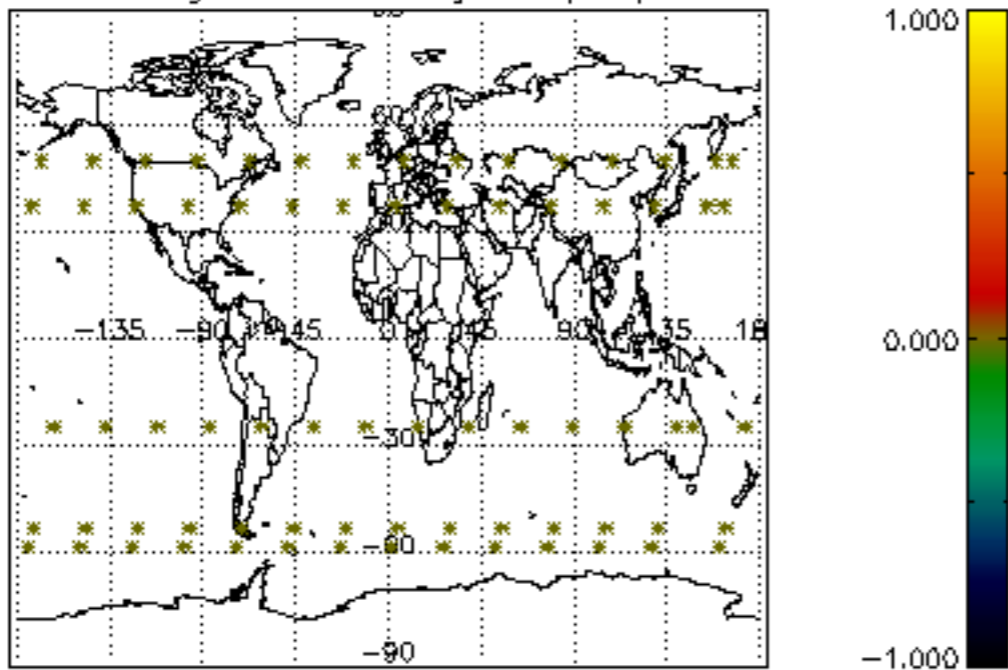
Percentage of star falling outside central band per profile



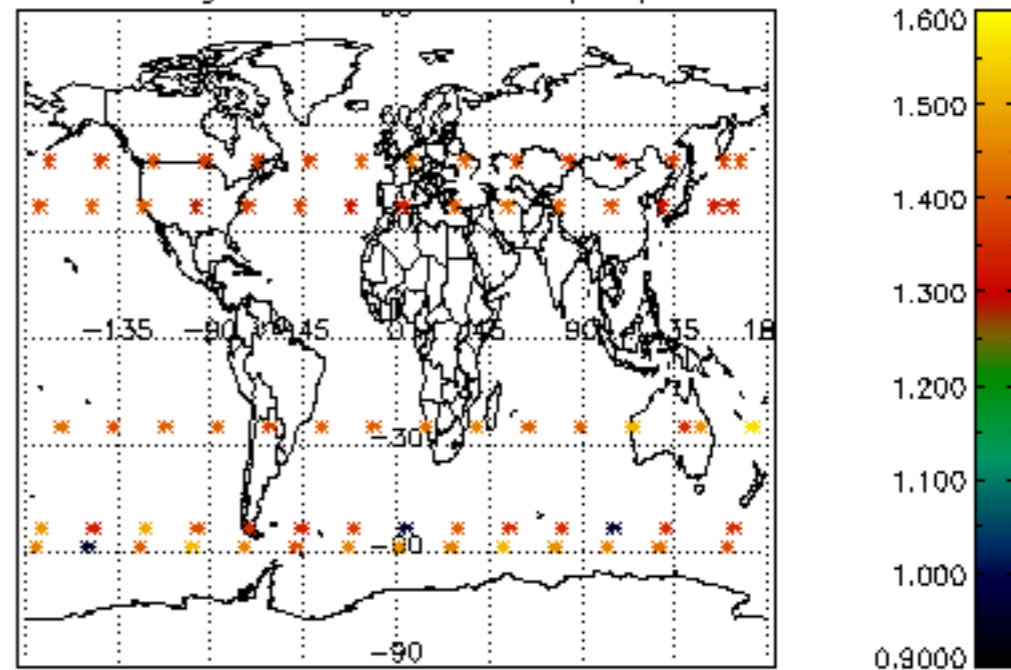
Percentage of saturation errors per profile



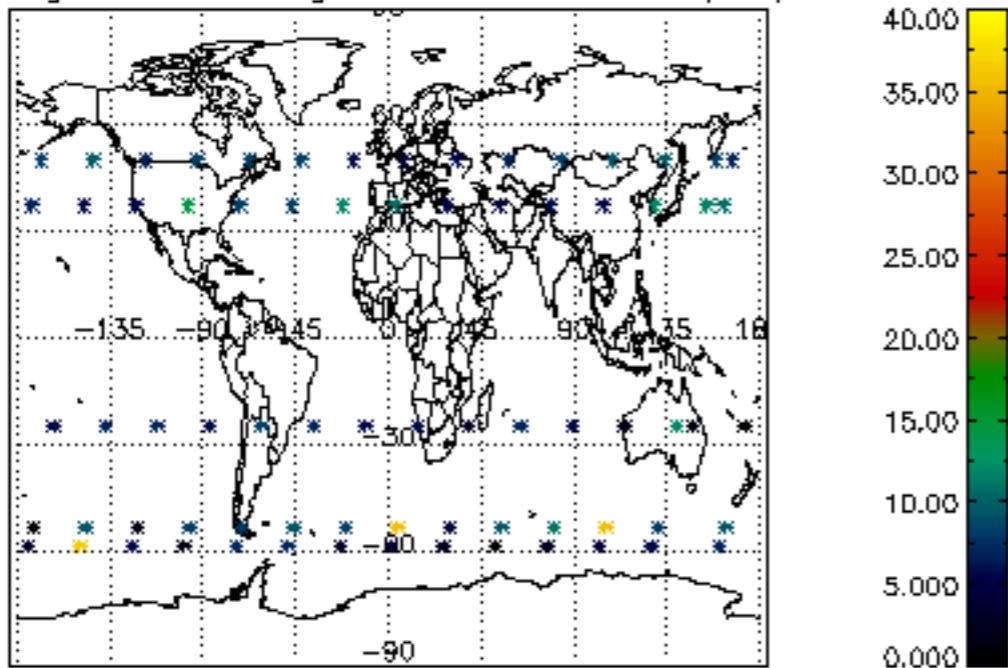
Percentage of cosmic ray hits per profile



Percentage of datation errors per profile



Percentage of star falling outside central band per profile



Percentage of saturation errors per profile

