

GOMOS Level 2 Daily Report

SUMMARY

[1. General Info](#)

[2. Summary of processed GOM_NL_2P products](#)

[3. Level 2 Quality information per product](#)

[3.1 Plot of level 2 quality information per product \(time dependant\)](#)

[3.2 Plot of level 2 quality information per product \(world map\)](#)

[4. Level 1 Quality information per product \(stored on level 2 products\)](#)

[4.1 Plot of level 1 quality information per product \(time dependant\)](#)

[4.1.1 Plot of level 1 quality information per product \(time dependant\): ASCENDING](#)

[4.1.2 Plot of level 1 quality information per product \(time dependant\): DESCENDING](#)

[4.2 Plot of level 1 quality information per product \(world map\)](#)

[4.2.1 Plot of level 1 quality information per product \(world map\): ASCENDING](#)

[4.2.2 Plot of level 1 quality information per product \(world map\): DESCENDING](#)

[5. Ozone profiles based on quality statistics and other trace gas profiles](#)

[5.1 Ozone statistics based on quality of products](#)

[5.2 Plot ozone profiles for all STD \(dark without errors\)](#)

[5.3 Plot ozone profiles where STD < 20% \(dark without errors\)](#)

[5.4. Plot ozone profiles where STD < 10% \(dark without errors\)](#)

[5.5. Plot ozone profiles where STD < 5% \(dark without errors\)](#)

[5.6 Plot NO2 profiles for all STD \(dark without errors\)](#)

[5.7 Plot NO3 profiles for all STD \(dark without errors\)](#)

[5.8 Plot H2O profiles \(only for occultations of stars 1,2,3,4,13,14,16,26,63 dark without errors\) for all STD](#)

[6. Auxiliary Data Files used for the production reported in section 2](#)

This report presents the daily analysis on parameters extracted from GOMOS level 2 data (GOM_NL__2P). It is intended to monitor some important parameters that will impact the quality of these products. A list of level 2 products (and content) that have arrived during the reporting day to the PCF is also given.

Item	Value
Time of report generation	24APR2013 04:34:39
Data source version	GOMOS/6.01
Start time of products	30-09-2006 (30SEP2006 00:00:00)
Stop time of products	01-10-2006 (01OCT2006 00:00:00)
Store outputs in DB	Yes
Nb of level 2 prods	146
Nb of prods with errors	0

2. Summary of processed GOM_NL__2P products.

Nr	Filename	UTC Start time	Limb	Duration	Star Id	Star Name	Star Mag	Star Temp	Nb Meas	Orbit	Prod. error
1	GOM_NL__2PRFIN20060930_060133_000000312051_00363_23964_2204.N1	30-SEP-2006 06:01:33	Bright	31.000	36	50Alp UMa	1.8000	6300.0	62	23964	No
2	GOM_NL__2PRFIN20060930_060303_000000292051_00363_23964_2205.N1	30-SEP-2006 06:03:03	Bright	29.000	82	48Bet UMa	2.3650	10600.	58	23964	No
3	GOM_NL__2PRFIN20060930_060615_000000282051_00363_23964_2206.N1	30-SEP-2006 06:06:15	Bright	28.000	174	52Psi UMa	3.0040	4400.0	56	23964	No
4	GOM_NL__2PRFIN20060930_061254_000000292051_00363_23964_2207.N1	30-SEP-2006 06:12:54	Bright	29.000	166	17Eps Leo	2.9800	6000.0	58	23964	No
5	GOM_NL__2PRFIN20060930_062226_000000402051_00363_23964_2208.N1	30-SEP-2006 06:22:26	Twilight	39.500	48	30Alp Hya	1.9770	4100.0	79	23964	No
6	GOM_NL__2PRFIN20060930_063206_000000422051_00363_23964_2209.N1	30-SEP-2006 06:32:06	Dark	42.000	65	Lam Vel	2.2040	4400.0	84	23964	No
7	GOM_NL__2PRFIN20060930_063524_000000382051_00363_23964_2210.N1	30-SEP-2006 06:35:24	Dark	37.500	46	Del Vel	1.9540	10600.	75	23964	No
8	GOM_NL__2PRFIN20060930_063659_000000352051_00364_23965_2211.N1	30-SEP-2006 06:36:59	Dark	35.000	41	Eps Car	1.8600	4100.0	70	23965	No
9	GOM_NL__2PRFIN20060930_064912_000000322051_00364_23965_2204.N1	30-SEP-2006 06:49:12	Dark	31.500	143	Alp Hyi	2.8570	7200.0	63	23965	No
10	GOM_NL__2PRFIN20060930_065040_000000362051_00364_23965_2205.N1	30-SEP-2006 06:50:40	Dark	35.500	9	Alp Eri	0.45300	24000.	71	23965	No
11	GOM_NL__2PRFIN20060930_065603_000000422051_00364_23965_2206.N1	30-SEP-2006 06:56:03	Straylight	41.500	84	Alp Phe	2.3970	4500.0	83	23965	No
12	GOM_NL__2PRFIN20060930_070044_000000392051_00364_23965_2207.N1	30-SEP-2006 07:00:44	Straylight	39.000	18	24Alp PsA	1.1660	9700.0	78	23965	No
13	GOM_NL__2PRFIN20060930_071312_000000302051_00364_23965_2208.N1	30-SEP-2006 07:13:12	Bright	29.500	90	54Alp Peg	2.4870	11000.	59	23965	No
14	GOM_NL__2PRFIN20060930_071652_000000322051_00364_23965_2209.N1	30-SEP-2006 07:16:52	Bright	32.000	93	53Bet Peg	2.5200	3100.0	64	23965	No
15	GOM_NL__2PRFIN20060930_072702_000000302051_00364_23965_2210.N1	30-SEP-2006 07:27:02	Bright	29.500	89	5Alp Cep	2.4510	8000.0	59	23965	No
16	GOM_NL__2PRFIN20060930_073415_000000272051_00364_23965_2211.N1	30-SEP-2006 07:34:15	Bright	26.500	49	1Alp UMi	1.9900	6300.0	53	23965	No
17	GOM_NL__2PRFIN20060930_073614_000000302051_00364_23965_2212.N1	30-SEP-2006 07:36:14	Bright	30.000	60	7Bet UMi	2.0810	3950.0	60	23965	No
18	GOM_NL__2PRFIN20060930_074209_000000312051_00364_23965_2213.N1	30-SEP-2006 07:42:09	Bright	31.000	36	50Alp UMa	1.8000	6300.0	62	23965	No
19	GOM_NL__2PRFIN20060930_074339_000000302051_00364_23965_2214.N1	30-SEP-2006 07:43:39	Bright	29.500	82	48Bet UMa	2.3650	10600.	59	23965	No
20	GOM_NL__2PRFIN20060930_074651_000000402051_00364_23965_2215.N1	30-SEP-2006 07:46:51	Bright	39.500	174	52Psi UMa	3.0040	4400.0	79	23965	No
21	GOM_NL__2PRFIN20060930_075331_000000292051_00364_23965_2216.N1	30-SEP-2006 07:53:31	Bright	29.000	166	17Eps Leo	2.9800	6000.0	58	23965	No
22	GOM_NL__2PRFIN20060930_080302_000000362051_00364_23965_2217.N1	30-SEP-2006 08:03:02	Twilight	35.500	48	30Alp Hya	1.9770	4100.0	71	23965	No
23	GOM_NL__2PRFIN20060930_081243_000000442051_00364_23965_2218.N1	30-SEP-2006 08:12:43	Dark	43.500	65	Lam Vel	2.2040	4400.0	87	23965	No
24	GOM_NL__2PRFIN20060930_081600_000000342051_00364_23965_2219.N1	30-SEP-2006 08:16:00	Dark	33.500	46	Del Vel	1.9540	10600.	67	23965	No
25	GOM_NL__2PRFIN20060930_081736_000000332051_00365_23966_2220.N1	30-SEP-2006 08:17:36	Dark	33.000	41	Eps Car	1.8600	4100.0	66	23966	No
26	GOM_NL__2PRFIN20060930_082949_000000322051_00365_23966_2205.N1	30-SEP-2006 08:29:49	Dark	31.500	143	Alp Hyi	2.8570	7200.0	63	23966	No
27	GOM_NL__2PRFIN20060930_083116_000000342051_00365_23966_2206.N1	30-SEP-2006 08:31:16	Dark	34.000	9	Alp Eri	0.45300	24000.	68	23966	No
28	GOM_NL__2PRFIN20060930_083640_000000362051_00365_23966_2207.N1	30-SEP-2006 08:36:40	Straylight	35.500	84	Alp Phe	2.3970	4500.0	71	23966	No
29	GOM_NL__2PRFIN20060930_084120_000000372051_00365_23966_2208.N1	30-SEP-2006 08:41:20	Straylight	36.500	18	24Alp PsA	1.1660	9700.0	73	23966	No
30	GOM_NL__2PRFIN20060930_085348_000000312051_00365_23966_2209.N1	30-SEP-2006 08:53:48	Bright	31.000	90	54Alp Peg	2.4870	11000.	62	23966	No
31	GOM_NL__2PRFIN20060930_085728_000000312051_00365_23966_2210.N1	30-SEP-2006 08:57:28	Bright	30.500	93	53Bet Peg	2.5200	3100.0	61	23966	No
32	GOM_NL__2PRFIN20060930_090739_000000302051_00365_23966_2211.N1	30-SEP-2006 09:07:39	Bright	30.000	89	5Alp Cep	2.4510	8000.0	60	23966	No
33	GOM_NL__2PRFIN20060930_091450_000000302051_00365_23966_2212.N1	30-SEP-2006 09:14:50	Bright	29.500	49	1Alp UMi	1.9900	6300.0	59	23966	No
34	GOM_NL__2PRFIN20060930_091650_000000302051_00365_23966_2213.N1	30-SEP-2006 09:16:50	Bright	30.000	60	7Bet UMi	2.0810	3950.0	60	23966	No
35	GOM_NL__2PRFIN20060930_092245_000000312051_00365_23966_2214.N1	30-SEP-2006 09:22:45	Bright	31.000	36	50Alp UMa	1.8000	6300.0	62	23966	No
36	GOM_NL__2PRFIN20060930_092415_000000332051_00365_23966_2215.N1	30-SEP-2006 09:24:15	Bright	33.000	82	48Bet UMa	2.3650	10600.	66	23966	No
37	GOM_NL__2PRFIN20060930_092728_000000302051_00365_23966_2216.N1	30-SEP-2006 09:27:28	Bright	29.500	174	52Psi UMa	3.0040	4400.0	59	23966	No
38	GOM_NL__2PRFIN20060930_093407_000000302051_00365_23966_2217.N1	30-SEP-2006 09:34:07	Bright	30.000	166	17Eps Leo	2.9800	6000.0	60	23966	No
39	GOM_NL__2PRFIN20060930_094339_000000342051_00365_23966_2218.N1	30-SEP-2006 09:43:39	Twilight	33.500	48	30Alp Hya	1.9770	4100.0	67	23966	No
40	GOM_NL__2PRFIN20060930_095319_000000382051_00365_23966_2219.N1	30-SEP-2006 09:53:19	Dark	37.500	65	Lam Vel	2.2040	4400.0	75	23966	No
41	GOM_NL__2PRFIN20060930_095636_000000342051_00365_23966_2220.N1	30-SEP-2006 09:56:36	Dark	33.500	46	Del Vel	1.9540	10600.	67	23966	No
42	GOM_NL__2PRFIN20060930_095812_000000402051_00366_23967_2204.N1	30-SEP-2006 09:58:12	Dark	40.000	41	Eps Car	1.8600	4100.0	80	23967	No

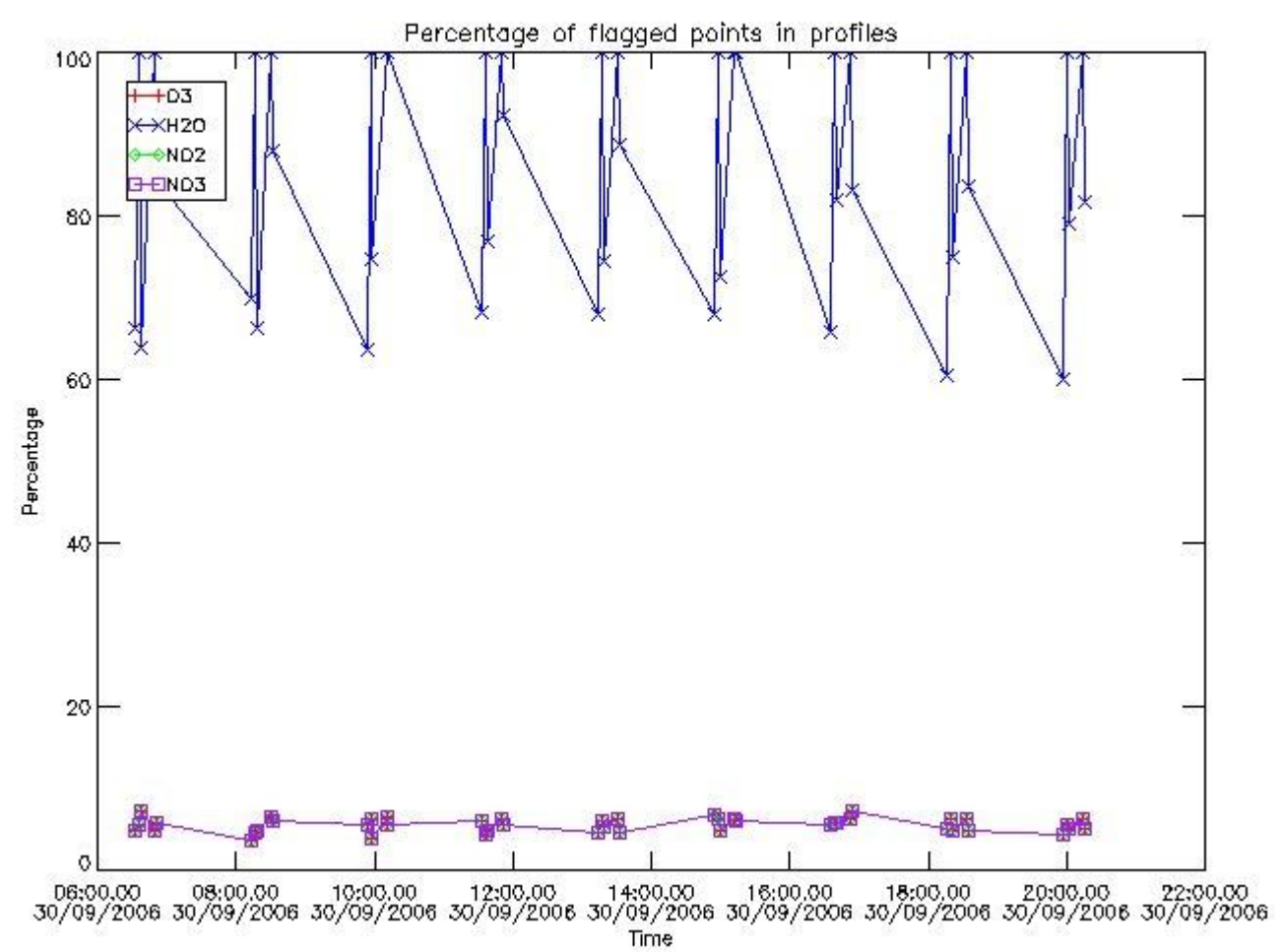
43	GOM_NL__2PRFIN20060930_101025_000000322051_00366_23967_2205.N1	30-SEP-2006 10:10:25	Dark	32.000	143	Alp Hyi	2.8570	7200.0	64	23967	No
44	GOM_NL__2PRFIN20060930_101153_000000462051_00366_23967_2206.N1	30-SEP-2006 10:11:53	Dark	45.500	9	Alp Eri	0.45300	24000.	91	23967	No
45	GOM_NL__2PRFIN20060930_101716_000000352051_00366_23967_2207.N1	30-SEP-2006 10:17:16	Straylight	34.500	84	Alp Phe	2.3970	4500.0	69	23967	No
46	GOM_NL__2PRFIN20060930_102156_000000352051_00366_23967_2208.N1	30-SEP-2006 10:21:56	Straylight	34.500	18	24Alp PsA	1.1660	9700.0	69	23967	No
47	GOM_NL__2PRFIN20060930_103424_000000312051_00366_23967_2209.N1	30-SEP-2006 10:34:24	Bright	31.000	90	54Alp Peg	2.4870	11000.	62	23967	No
48	GOM_NL__2PRFIN20060930_103803_000000312051_00366_23967_2210.N1	30-SEP-2006 10:38:03	Bright	31.000	93	53Bet Peg	2.5200	3100.0	62	23967	No
49	GOM_NL__2PRFIN20060930_104814_000000302051_00366_23967_2211.N1	30-SEP-2006 10:48:14	Bright	29.500	89	5Alp Cep	2.4510	8000.0	59	23967	No
50	GOM_NL__2PRFIN20060930_105526_000000302051_00366_23967_2212.N1	30-SEP-2006 10:55:26	Bright	30.000	49	1Alp UMi	1.9900	6300.0	60	23967	No
51	GOM_NL__2PRFIN20060930_105726_000000312051_00366_23967_2213.N1	30-SEP-2006 10:57:26	Bright	31.000	60	7Bet UMi	2.0810	3950.0	62	23967	No
52	GOM_NL__2PRFIN20060930_110321_000000282051_00366_23967_2214.N1	30-SEP-2006 11:03:21	Bright	28.000	36	50Alp UMa	1.8000	6300.0	56	23967	No
53	GOM_NL__2PRFIN20060930_110451_000000282051_00366_23967_2215.N1	30-SEP-2006 11:04:51	Bright	28.000	82	48Bet UMa	2.3650	10600.	56	23967	No
54	GOM_NL__2PRFIN20060930_110804_000000282051_00366_23967_2216.N1	30-SEP-2006 11:08:04	Bright	28.000	174	52Psi UMa	3.0040	4400.0	56	23967	No
55	GOM_NL__2PRFIN20060930_111443_000000302051_00366_23967_2217.N1	30-SEP-2006 11:14:43	Bright	30.000	166	17Eps Leo	2.9800	6000.0	60	23967	No
56	GOM_NL__2PRFIN20060930_112415_000000412051_00366_23967_2218.N1	30-SEP-2006 11:24:15	Twilight	41.000	48	30Alp Hya	1.9770	4100.0	82	23967	No
57	GOM_NL__2PRFIN20060930_113355_000000432051_00366_23967_2219.N1	30-SEP-2006 11:33:55	Dark	43.000	65	Lam Vel	2.2040	4400.0	86	23967	No
58	GOM_NL__2PRFIN20060930_113713_000000352051_00366_23967_2220.N1	30-SEP-2006 11:37:13	Dark	35.000	46	Del Vel	1.9540	10600.	70	23967	No
59	GOM_NL__2PRFIN20060930_113848_000000442051_00367_23968_2204.N1	30-SEP-2006 11:38:48	Dark	43.500	41	Eps Car	1.8600	4100.0	87	23968	No
60	GOM_NL__2PRFIN20060930_115101_000000342051_00367_23968_2205.N1	30-SEP-2006 11:51:01	Dark	33.500	143	Alp Hyi	2.8570	7200.0	67	23968	No
61	GOM_NL__2PRFIN20060930_115229_000000462051_00367_23968_2206.N1	30-SEP-2006 11:52:29	Dark	46.000	9	Alp Eri	0.45300	24000.	92	23968	No
62	GOM_NL__2PRFIN20060930_115752_000000332051_00367_23968_2207.N1	30-SEP-2006 11:57:52	Straylight	33.000	84	Alp Phe	2.3970	4500.0	66	23968	No
63	GOM_NL__2PRFIN20060930_120232_000000352051_00367_23968_2208.N1	30-SEP-2006 12:02:32	Straylight	34.500	18	24Alp PsA	1.1660	9700.0	69	23968	No
64	GOM_NL__2PRFIN20060930_121500_000000322051_00367_23968_2209.N1	30-SEP-2006 12:15:00	Bright	31.500	90	54Alp Peg	2.4870	11000.	63	23968	No
65	GOM_NL__2PRFIN20060930_121839_000000312051_00367_23968_2210.N1	30-SEP-2006 12:18:39	Bright	31.000	93	53Bet Peg	2.5200	3100.0	62	23968	No
66	GOM_NL__2PRFIN20060930_122851_000000302051_00367_23968_2211.N1	30-SEP-2006 12:28:51	Bright	30.000	89	5Alp Cep	2.4510	8000.0	60	23968	No
67	GOM_NL__2PRFIN20060930_123602_000000312051_00367_23968_2212.N1	30-SEP-2006 12:36:02	Bright	30.500	49	1Alp UMi	1.9900	6300.0	61	23968	No
68	GOM_NL__2PRFIN20060930_123802_000000312051_00367_23968_2213.N1	30-SEP-2006 12:38:02	Bright	31.000	60	7Bet UMi	2.0810	3950.0	62	23968	No
69	GOM_NL__2PRFIN20060930_124357_000000292051_00367_23968_2214.N1	30-SEP-2006 12:43:57	Bright	28.500	36	50Alp UMa	1.8000	6300.0	57	23968	No
70	GOM_NL__2PRFIN20060930_124527_000000292051_00367_23968_2215.N1	30-SEP-2006 12:45:27	Bright	29.000	82	48Bet UMa	2.3650	10600.	58	23968	No
71	GOM_NL__2PRFIN20060930_124840_000000292051_00367_23968_2216.N1	30-SEP-2006 12:48:40	Bright	28.500	174	52Psi UMa	3.0040	4400.0	57	23968	No
72	GOM_NL__2PRFIN20060930_125519_000000272051_00367_23968_2217.N1	30-SEP-2006 12:55:19	Bright	27.000	166	17Eps Leo	2.9800	6000.0	54	23968	No
73	GOM_NL__2PRFIN20060930_130451_000000452051_00367_23968_2218.N1	30-SEP-2006 13:04:51	Twilight	44.500	48	30Alp Hya	1.9770	4100.0	89	23968	No
74	GOM_NL__2PRFIN20060930_131431_000000442051_00367_23968_2219.N1	30-SEP-2006 13:14:31	Dark	44.000	65	Lam Vel	2.2040	4400.0	88	23968	No
75	GOM_NL__2PRFIN20060930_131749_000000342051_00367_23968_2220.N1	30-SEP-2006 13:17:49	Dark	34.000	46	Del Vel	1.9540	10600.	68	23968	No
76	GOM_NL__2PRFIN20060930_131924_000000402051_00368_23969_2204.N1	30-SEP-2006 13:19:24	Dark	39.500	41	Eps Car	1.8600	4100.0	79	23969	No
77	GOM_NL__2PRFIN20060930_133137_000000342051_00368_23969_2205.N1	30-SEP-2006 13:31:37	Dark	33.500	143	Alp Hyi	2.8570	7200.0	67	23969	No
78	GOM_NL__2PRFIN20060930_133305_000000452051_00368_23969_2206.N1	30-SEP-2006 13:33:05	Dark	44.500	9	Alp Eri	0.45300	24000.	89	23969	No
79	GOM_NL__2PRFIN20060930_133828_000000372051_00368_23969_2207.N1	30-SEP-2006 13:38:28	Straylight	37.000	84	Alp Phe	2.3970	4500.0	74	23969	No
80	GOM_NL__2PRFIN20060930_134309_000000382051_00368_23969_2208.N1	30-SEP-2006 13:43:09	Straylight	38.000	18	24Alp PsA	1.1660	9700.0	76	23969	No
81	GOM_NL__2PRFIN20060930_135536_000000312051_00368_23969_2209.N1	30-SEP-2006 13:55:36	Bright	30.500	90	54Alp Peg	2.4870	11000.	61	23969	No
82	GOM_NL__2PRFIN20060930_135915_000000292051_00368_23969_2210.N1	30-SEP-2006 13:59:15	Bright	29.000	93	53Bet Peg	2.5200	3100.0	58	23969	No
83	GOM_NL__2PRFIN20060930_140927_000000312051_00368_23969_2211.N1	30-SEP-2006 14:09:27	Bright	30.500	89	5Alp Cep	2.4510	8000.0	61	23969	No
84	GOM_NL__2PRFIN20060930_141638_000000272051_00368_23969_2212.N1	30-SEP-2006 14:16:38	Bright	26.500	49	1Alp UMi	1.9900	6300.0	53	23969	No
85	GOM_NL__2PRFIN20060930_141838_000000312051_00368_23969_2213.N1	30-SEP-2006 14:18:38	Bright	31.000	60	7Bet UMi	2.0810	3950.0	62	23969	No
86	GOM_NL__2PRFIN20060930_142433_000000302051_00368_23969_2214.N1	30-SEP-2006 14:24:33	Bright	29.500	36	50Alp UMa	1.8000	6300.0	59	23969	No
87	GOM_NL__2PRFIN20060930_142603_000000282051_00368_23969_2215.N1	30-SEP-2006 14:26:03	Bright	28.000	82	48Bet UMa	2.3650	10600.	56	23969	No
88	GOM_NL__2PRFIN20060930_142916_000000292051_00368_23969_2216.N1	30-SEP-2006 14:29:16	Bright	28.500	174	52Psi UMa	3.0040	4400.0	57	23969	No
89	GOM_NL__2PRFIN20060930_143555_000000272051_00368_23969_2217.N1	30-SEP-2006 14:35:55	Bright	26.500	166	17Eps Leo	2.9800	6000.0	53	23969	No
90	GOM_NL__2PRFIN20060930_144527_000000422051_00368_23969_2218.N1	30-SEP-2006 14:45:27	Twilight	42.000	48	30Alp Hya	1.9770	4100.0	84	23969	No
91	GOM_NL__2PRFIN20060930_145508_000000382051_00368_23969_2219.N1	30-SEP-2006 14:55:08	Dark	38.000	65	Lam Vel	2.2040	4400.0	76	23969	No
92	GOM_NL__2PRFIN20060930_145825_000000332051_00368_23969_2220.N1	30-SEP-2006 14:58:25	Dark	32.500	46	Del Vel	1.9540	10600.	65	23969	No
93	GOM_NL__2PRFIN20060930_150000_000000432051_00369_23970_2204.N1	30-SEP-2006 15:00:00	Dark	42.500	41	Eps Car	1.8600	4100.0	85	23970	No
94	GOM_NL__2PRFIN20060930_151214_000000332051_00369_23970_2205.N1	30-SEP-2006 15:12:14	Dark	33.000	143	Alp Hyi	2.8570	7200.0	66	23970	No
95	GOM_NL__2PRFIN20060930_151342_000000352051_00369_23970_2206.N1	30-SEP-2006 15:13:42	Dark	34.500	9	Alp Eri	0.45300	24000.	69	23970	No
96	GOM_NL__2PRFIN20060930_151904_000000382051_00369_23970_2207.N1	30-SEP-2006 15:19:04	Straylight	37.500	84	Alp Phe	2.3970	4500.0	75	23970	No
97	GOM_NL__2PRFIN20060930_152344_000000382051_00369_23970_2208.N1	30-SEP-2006 15:23:44	Straylight	38.000	18	24Alp PsA	1.1660	9700.0	76	23970	No
98	GOM_NL__2PRFIN20060930_153612_000000312051_00369_23970_2209.N1	30-SEP-2006 15:36:12	Bright	31.000	90	54Alp Peg	2.4870	11000.	62	23970	No
99	GOM_NL__2PRFIN20060930_153951_000000342051_00369_23970_2210.N1	30-SEP-2006 15:39:51	Bright	33.500	93	53Bet Peg	2.5200	3100.0	67	23970	No
100	GOM_NL__2PRFIN20060930_155003_000000302051_00369_23970_2211.N1	30-SEP-2006 15:50:03	Bright	30.000	89	5Alp Cep	2.4510	8000.0	60	23970	No
101	GOM_NL__2PRFIN20060930_155714_000000302051_00369_23970_2212.N1	30-SEP-2006 15:57:14	Bright	29.500	49	1Alp UMi	1.9900	6300.0	59	23970	No

102	GOM_NL__2PRFIN20060930_155915_000000302051_00369_23970_2213.N1	30-SEP-2006 15:59:15	Bright	30.000	60	7Bet UMi	2.0810	3950.0	60	23970	No
103	GOM_NL__2PRFIN20060930_160510_000000352051_00369_23970_2214.N1	30-SEP-2006 16:05:10	Bright	34.500	36	50Alp UMa	1.8000	6300.0	69	23970	No
104	GOM_NL__2PRFIN20060930_160639_000000292051_00369_23970_2215.N1	30-SEP-2006 16:06:39	Bright	28.500	82	48Bet UMa	2.3650	10600.	57	23970	No
105	GOM_NL__2PRFIN20060930_160952_000000292051_00369_23970_2216.N1	30-SEP-2006 16:09:52	Bright	28.500	174	52Psi UMa	3.0040	4400.0	57	23970	No
106	GOM_NL__2PRFIN20060930_161631_000000282051_00369_23970_2217.N1	30-SEP-2006 16:16:31	Bright	28.000	166	17Eps Leo	2.9800	6000.0	56	23970	No
107	GOM_NL__2PRFIN20060930_162604_000000422051_00369_23970_2218.N1	30-SEP-2006 16:26:04	Twilight	41.500	48	30Alp Hya	1.9770	4100.0	83	23970	No
108	GOM_NL__2PRFIN20060930_163544_000000372051_00369_23970_2219.N1	30-SEP-2006 16:35:44	Dark	37.000	65	Lam Vel	2.2040	4400.0	74	23970	No
109	GOM_NL__2PRFIN20060930_163902_000000362051_00369_23970_2220.N1	30-SEP-2006 16:39:02	Dark	35.500	46	Del Vel	1.9540	10600.	71	23970	No
110	GOM_NL__2PRFIN20060930_164037_000000452051_00370_23971_2204.N1	30-SEP-2006 16:40:37	Dark	45.000	41	Eps Car	1.8600	4100.0	90	23971	No
111	GOM_NL__2PRFIN20060930_165250_000000332051_00370_23971_2205.N1	30-SEP-2006 16:52:50	Dark	32.500	143	Alp Hyi	2.8570	7200.0	65	23971	No
112	GOM_NL__2PRFIN20060930_165418_000000362051_00370_23971_2206.N1	30-SEP-2006 16:54:18	Dark	36.000	9	Alp Eri	0.45300	24000.	72	23971	No
113	GOM_NL__2PRFIN20060930_165940_000000382051_00370_23971_2207.N1	30-SEP-2006 16:59:40	Straylight	37.500	84	Alp Phe	2.3970	4500.0	75	23971	No
114	GOM_NL__2PRFIN20060930_170421_000000382051_00370_23971_2208.N1	30-SEP-2006 17:04:21	Straylight	38.000	18	24Alp PsA	1.1660	9700.0	76	23971	No
115	GOM_NL__2PRFIN20060930_171648_000000322051_00370_23971_2209.N1	30-SEP-2006 17:16:48	Bright	31.500	90	54Alp Peg	2.4870	11000.	63	23971	No
116	GOM_NL__2PRFIN20060930_172027_000000312051_00370_23971_2210.N1	30-SEP-2006 17:20:27	Bright	30.500	93	53Bet Peg	2.5200	3100.0	61	23971	No
117	GOM_NL__2PRFIN20060930_173039_000000302051_00370_23971_2211.N1	30-SEP-2006 17:30:39	Bright	30.000	89	5Alp Cep	2.4510	8000.0	60	23971	No
118	GOM_NL__2PRFIN20060930_173750_000000302051_00370_23971_2212.N1	30-SEP-2006 17:37:50	Bright	29.500	49	1Alp UMi	1.9900	6300.0	59	23971	No
119	GOM_NL__2PRFIN20060930_173951_000000312051_00370_23971_2213.N1	30-SEP-2006 17:39:51	Bright	31.000	60	7Bet UMi	2.0810	3950.0	62	23971	No
120	GOM_NL__2PRFIN20060930_174546_000000282051_00370_23971_2214.N1	30-SEP-2006 17:45:46	Bright	28.000	36	50Alp UMa	1.8000	6300.0	56	23971	No
121	GOM_NL__2PRFIN20060930_174715_000000462051_00370_23971_2215.N1	30-SEP-2006 17:47:15	Bright	46.000	82	48Bet UMa	2.3650	10600.	92	23971	No
122	GOM_NL__2PRFIN20060930_175028_000000292051_00370_23971_2216.N1	30-SEP-2006 17:50:28	Bright	29.000	174	52Psi UMa	3.0040	4400.0	58	23971	No
123	GOM_NL__2PRFIN20060930_175707_000000312051_00370_23971_2217.N1	30-SEP-2006 17:57:07	Bright	30.500	166	17Eps Leo	2.9800	6000.0	61	23971	No
124	GOM_NL__2PRFIN20060930_180640_000000422051_00370_23971_2218.N1	30-SEP-2006 18:06:40	Twilight	41.500	48	30Alp Hya	1.9770	4100.0	83	23971	No
125	GOM_NL__2PRFIN20060930_181620_000000412051_00370_23971_2219.N1	30-SEP-2006 18:16:20	Dark	41.000	65	Lam Vel	2.2040	4400.0	82	23971	No
126	GOM_NL__2PRFIN20060930_181938_000000332051_00370_23971_2220.N1	30-SEP-2006 18:19:38	Dark	32.500	46	Del Vel	1.9540	10600.	65	23971	No
127	GOM_NL__2PRFIN20060930_182113_000000432051_00371_23972_2224.N1	30-SEP-2006 18:21:13	Dark	42.500	41	Eps Car	1.8600	4100.0	85	23972	No
128	GOM_NL__2PRFIN20060930_183327_000000332051_00371_23972_2225.N1	30-SEP-2006 18:33:27	Dark	32.500	143	Alp Hyi	2.8570	7200.0	65	23972	No
129	GOM_NL__2PRFIN20060930_183454_000000432051_00371_23972_2226.N1	30-SEP-2006 18:34:54	Dark	42.500	9	Alp Eri	0.45300	24000.	85	23972	No
130	GOM_NL__2PRFIN20060930_184016_000000392051_00371_23972_2227.N1	30-SEP-2006 18:40:16	Straylight	38.500	84	Alp Phe	2.3970	4500.0	77	23972	No
131	GOM_NL__2PRFIN20060930_184457_000000382051_00371_23972_2228.N1	30-SEP-2006 18:44:57	Straylight	37.500	18	24Alp PsA	1.1660	9700.0	75	23972	No
132	GOM_NL__2PRFIN20060930_185724_000000312051_00371_23972_2229.N1	30-SEP-2006 18:57:24	Bright	31.000	90	54Alp Peg	2.4870	11000.	62	23972	No
133	GOM_NL__2PRFIN20060930_190103_000000312051_00371_23972_2230.N1	30-SEP-2006 19:01:03	Bright	31.000	93	53Bet Peg	2.5200	3100.0	62	23972	No
134	GOM_NL__2PRFIN20060930_191115_000000302051_00371_23972_2231.N1	30-SEP-2006 19:11:15	Bright	29.500	89	5Alp Cep	2.4510	8000.0	59	23972	No
135	GOM_NL__2PRFIN20060930_191825_000000312051_00371_23972_2232.N1	30-SEP-2006 19:18:25	Bright	30.500	49	1Alp UMi	1.9900	6300.0	61	23972	No
136	GOM_NL__2PRFIN20060930_192027_000000312051_00371_23972_2233.N1	30-SEP-2006 19:20:27	Bright	30.500	60	7Bet UMi	2.0810	3950.0	61	23972	No
137	GOM_NL__2PRFIN20060930_192622_000000292051_00371_23972_2234.N1	30-SEP-2006 19:26:22	Bright	29.000	36	50Alp UMa	1.8000	6300.0	58	23972	No
138	GOM_NL__2PRFIN20060930_192752_000000302051_00371_23972_2235.N1	30-SEP-2006 19:27:52	Bright	29.500	82	48Bet UMa	2.3650	10600.	59	23972	No
139	GOM_NL__2PRFIN20060930_193104_000000292051_00371_23972_2236.N1	30-SEP-2006 19:31:04	Bright	28.500	174	52Psi UMa	3.0040	4400.0	57	23972	No
140	GOM_NL__2PRFIN20060930_193744_000000302051_00371_23972_2237.N1	30-SEP-2006 19:37:44	Bright	30.000	166	17Eps Leo	2.9800	6000.0	60	23972	No
141	GOM_NL__2PRFIN20060930_194716_000000382051_00371_23972_2238.N1	30-SEP-2006 19:47:16	Twilight	38.000	48	30Alp Hya	1.9770	4100.0	76	23972	No
142	GOM_NL__2PRFIN20060930_195657_000000362051_00371_23972_2239.N1	30-SEP-2006 19:56:57	Dark	35.500	65	Lam Vel	2.2040	4400.0	71	23972	No
143	GOM_NL__2PRFIN20060930_200014_000000372051_00371_23972_2240.N1	30-SEP-2006 20:00:14	Dark	36.500	46	Del Vel	1.9540	10600.	73	23972	No
144	GOM_NL__2PRFIN20060930_200150_000000412051_00372_23973_2224.N1	30-SEP-2006 20:01:50	Dark	41.000	41	Eps Car	1.8600	4100.0	82	23973	No
145	GOM_NL__2PRFIN20060930_201403_000000332051_00372_23973_2225.N1	30-SEP-2006 20:14:03	Dark	33.000	143	Alp Hyi	2.8570	7200.0	66	23973	No
146	GOM_NL__2PRFIN20060930_201531_000000412051_00372_23973_2226.N1	30-SEP-2006 20:15:31	Dark	41.000	9	Alp Eri	0.45300	24000.	82	23973	No

3. Quality information per product


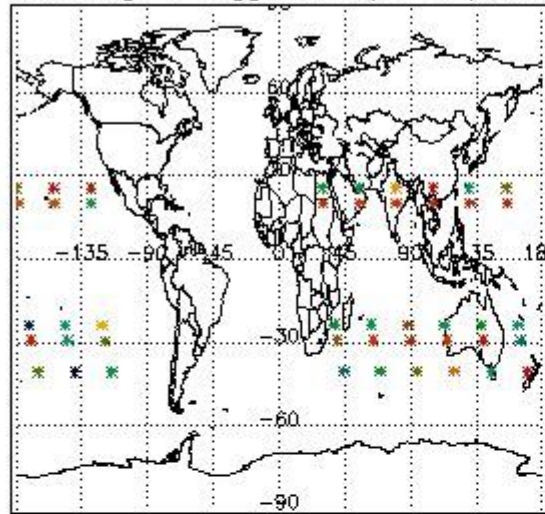
In this section it is plotted some information contained in the Quality Summary data set of the level 2 products. Only products in dark limb conditions and without errors (error flag in the MPH set to "0") are used.

3.1 Plot quality information per product (time dependant)

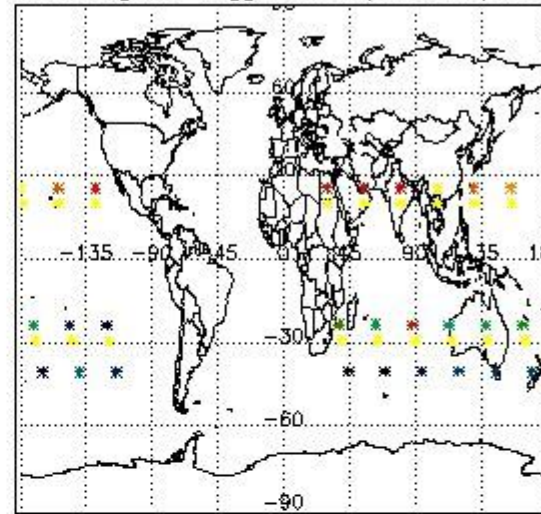


3.2 Plot quality information per product (world map)


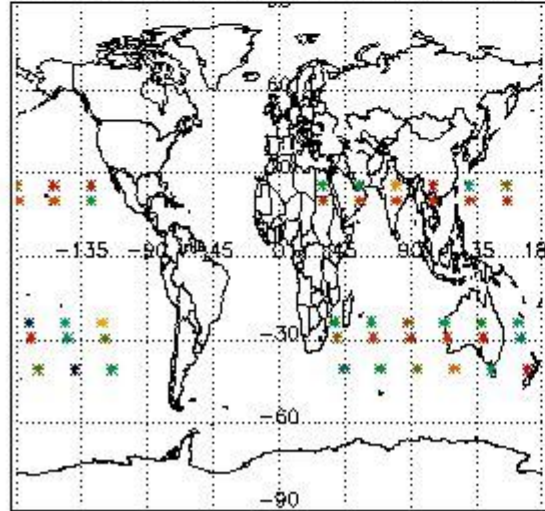
Percentage of flagged data per O3 profile



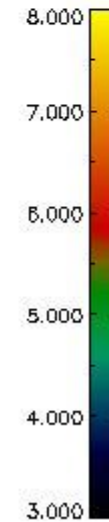
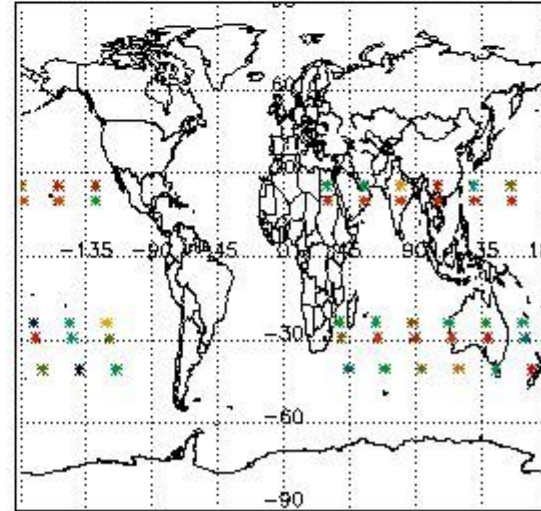
Percentage of flagged data per H2O profile



Percentage of flagged data per NO2 profile



Percentage of flagged data per NO3 profile

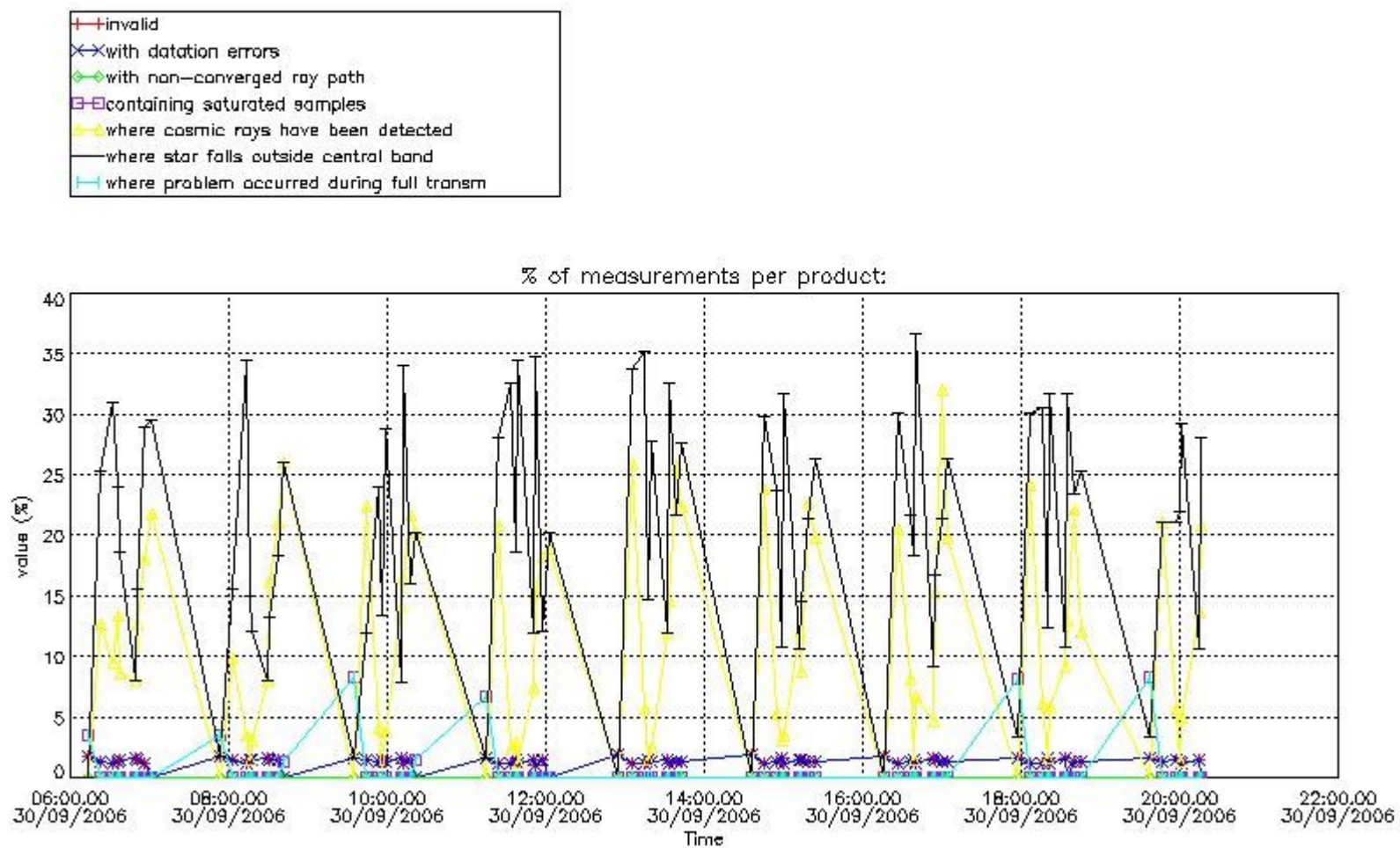


4. Level 1 quality information per product

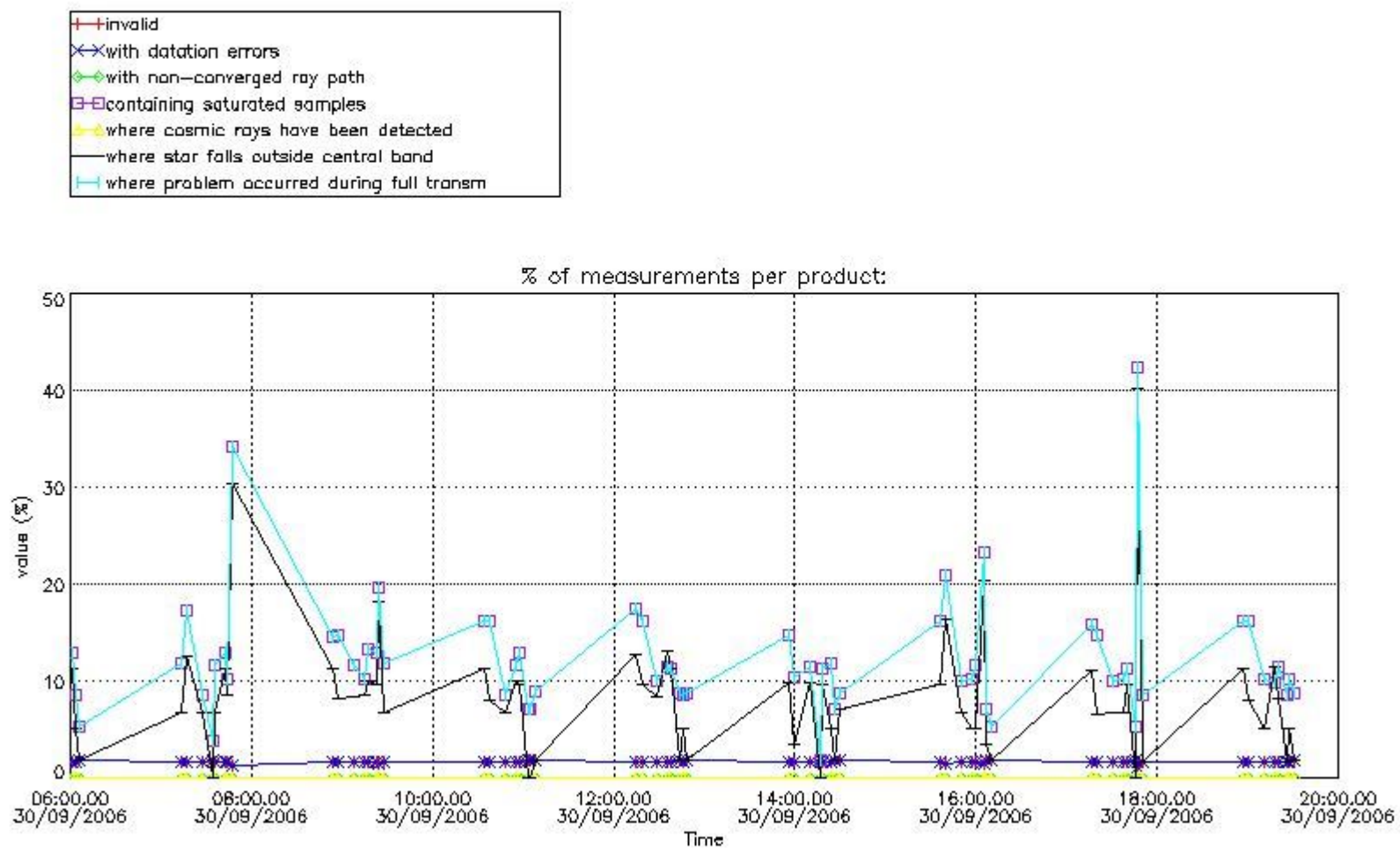
In this section it is plotted some information contained in the Quality Summary data set of the level 2 products that comes from the level 1b processing. Products without errors (error flag in the MPH set to "0") are used.

4.1 Plot quality information per product (time dependant) coming from level 1b processing

4.1.1 Plot level 1 quality information per product (time dependant): ENVISAT ASCENDING passes

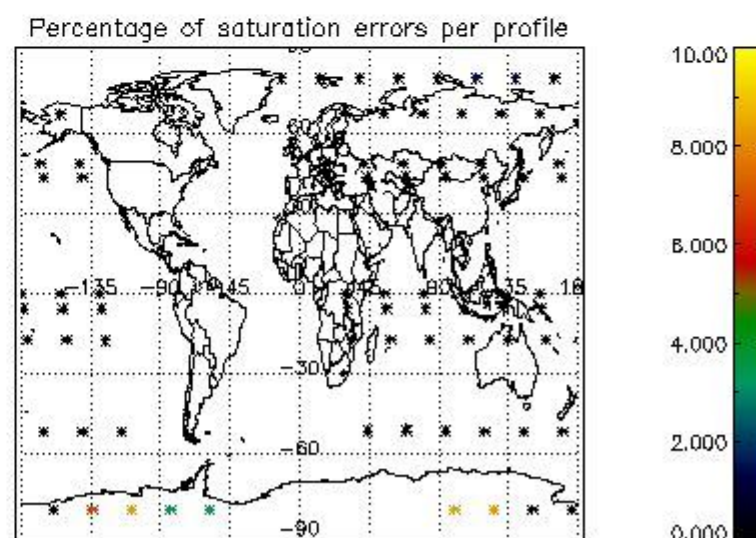
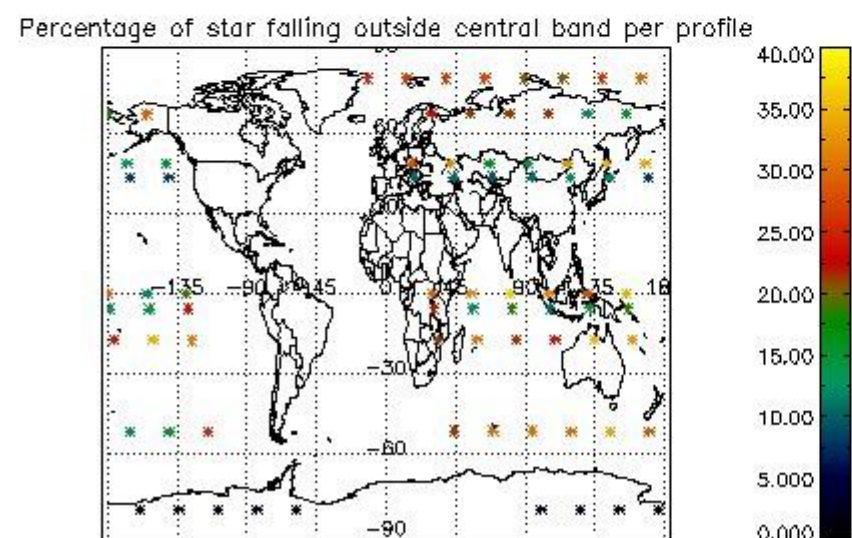
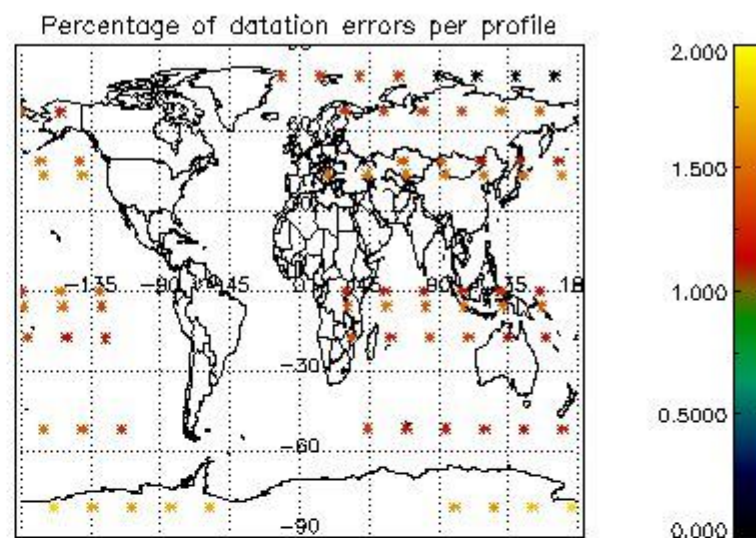
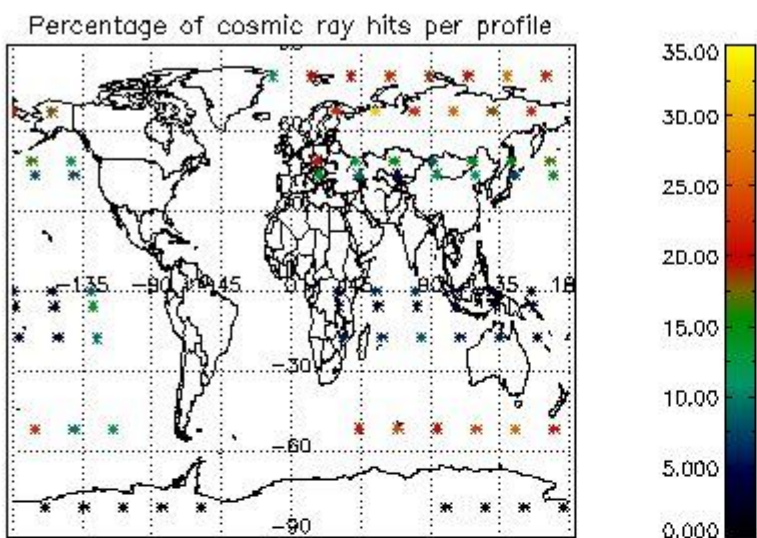


4.1.2 Plot level 1 quality information per product (time dependant): ENVI SAT DESCENDING passes

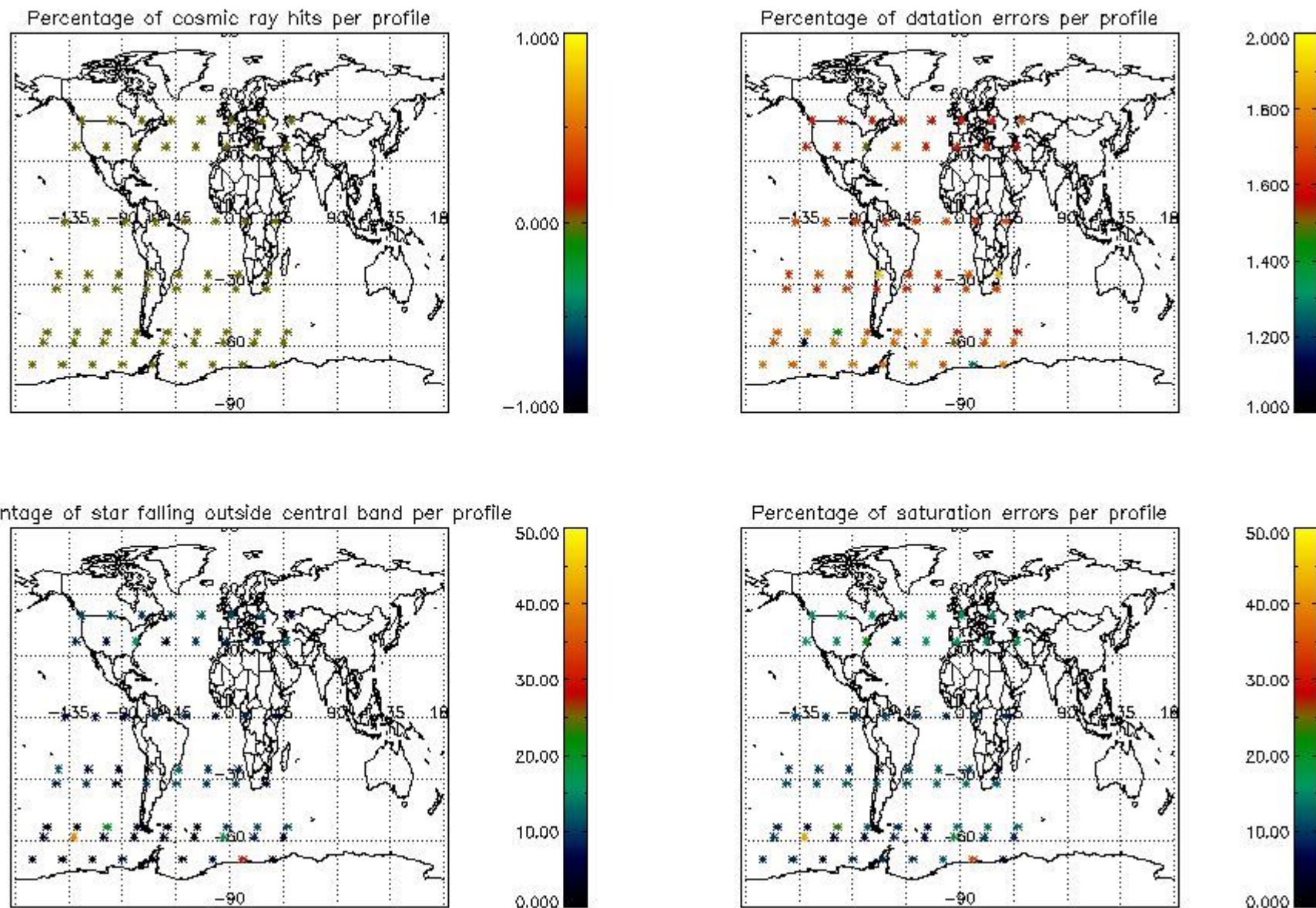


4.2 Plot quality information per product coming from level 1b processing (world map)

4.2.1 Plot level 1 quality information per product (world map): ENVISAT ASCENDING passes



4.2.2 Plot level 1 quality information per product (world map): ENVISAT DESCENDING passes



5. Trace gas profiles

5.1 Ozone statistics based on quality of products

The final quality of the products can be "measured" using the STD (Standard Deviation) attached to every point profile. This information is written to the parameter GOM_NL__2P/NL_LOCAL_SPECIES_DENSITY/o3_std of the level 2 products. The table below shows the statistics for given STD ranges.

The statistics are given with respect to the overall valid production:

- Products without fatal errors: GOM_NL__2P/MPH/PRODUCT_ERR=0
- Valid point profile: GOM_NL__2P/NL_LOCAL_SPECIES_DENSITY/pcd(0)=0

The 'Criteria' is applied to valid points of dark limb products:

- Products in dark limb illumination condition: GOM_NL__2P/NL_SUMMARY_QUALITY/obs_ill_cond=0
- Products without fatal errors: GOM_NL__2P/MPH/PRODUCT_ERR=0
- Valid point profile: GOM_NL__2P/NL_LOCAL_SPECIES_DENSITY/pcd(0)=0

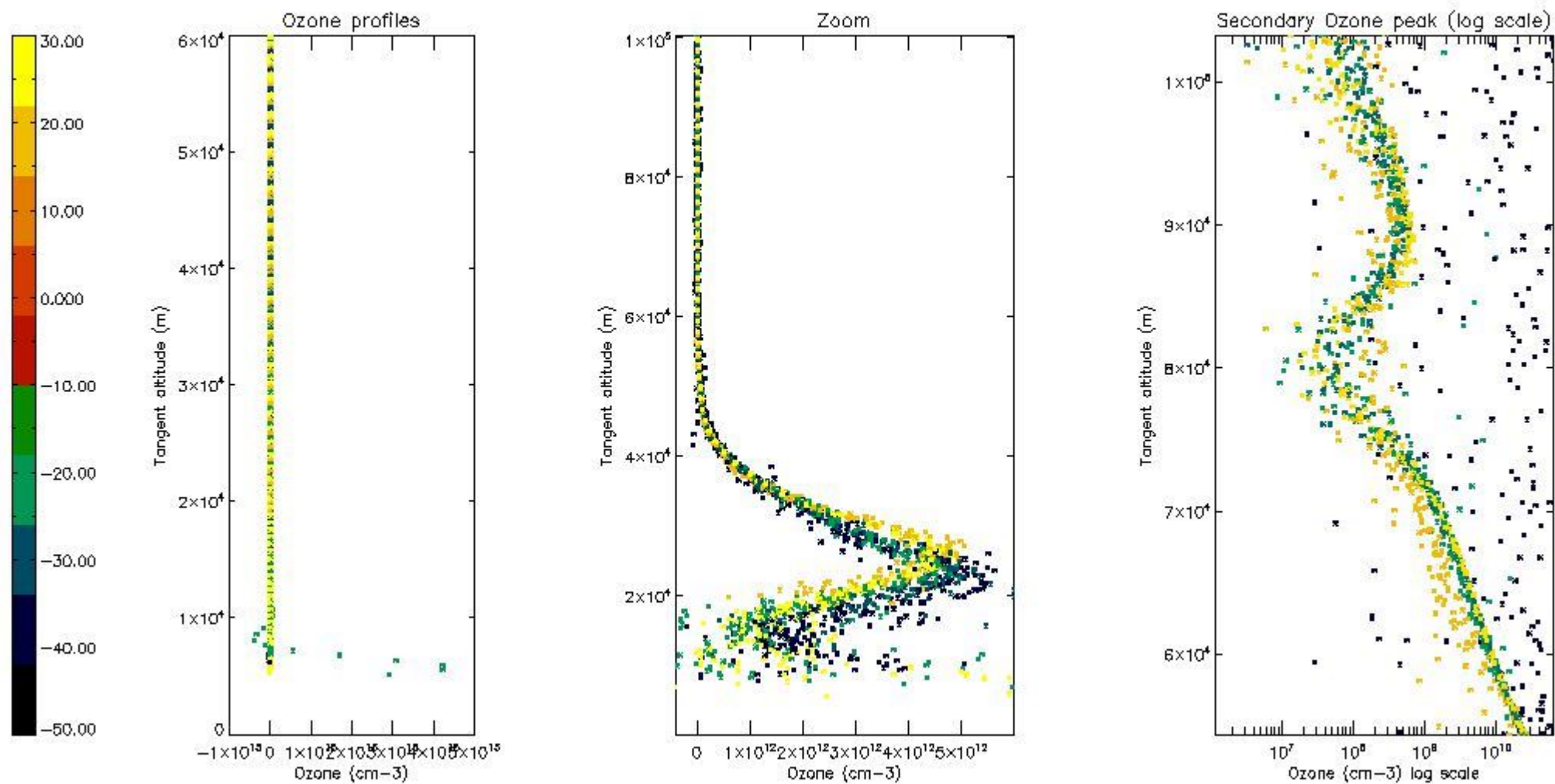
So, the table below shows the percentage of dark limb and valid observations for each criteria with respect to the overall valid daily observations.

Criteria	% of total production
All STD	35
STD < 20	19

STD < 10	14
STD < 5	7

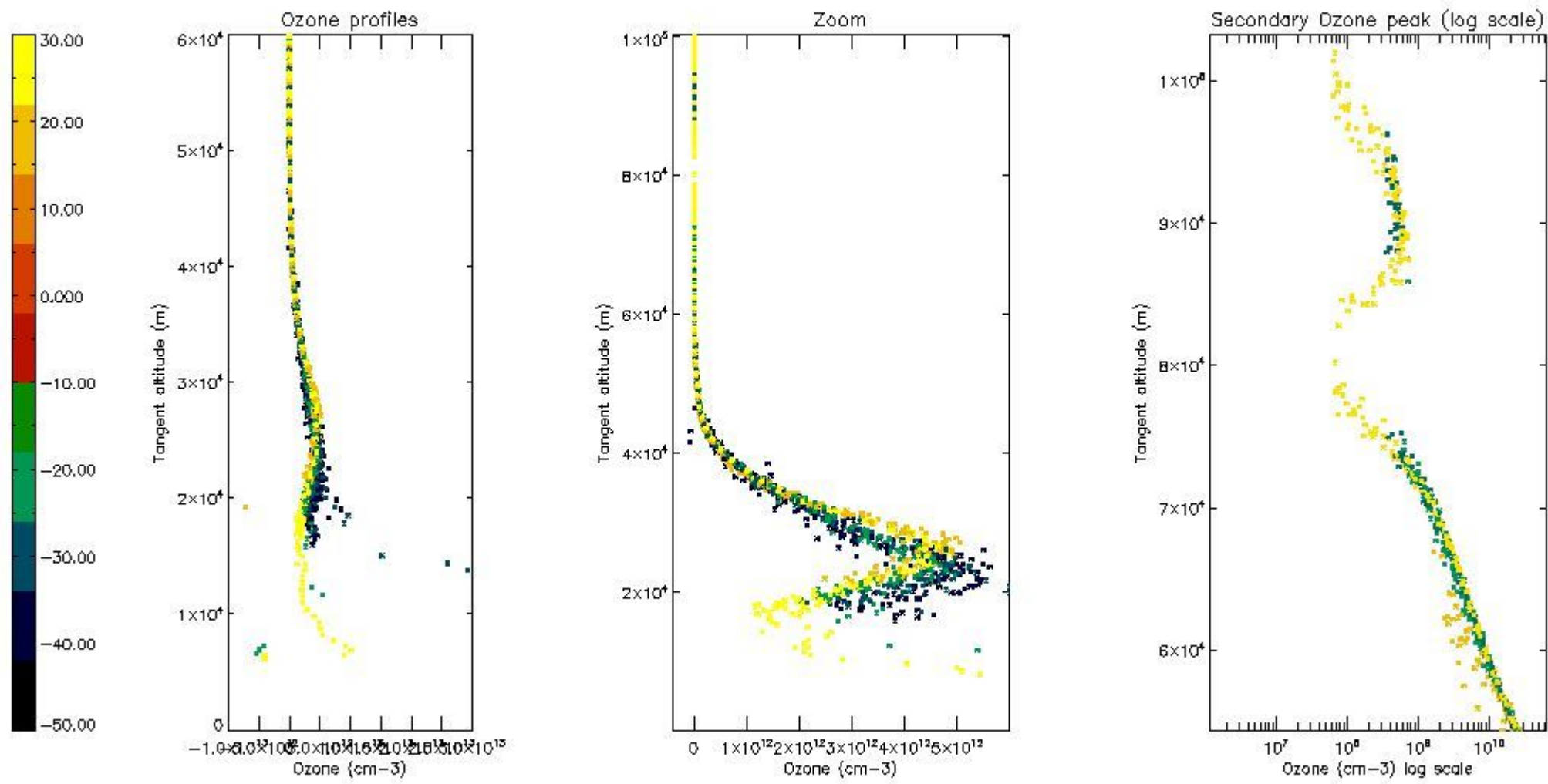
5.2 Plot ozone profiles for all STD (dark without errors)

The colorbar represents the latitude.



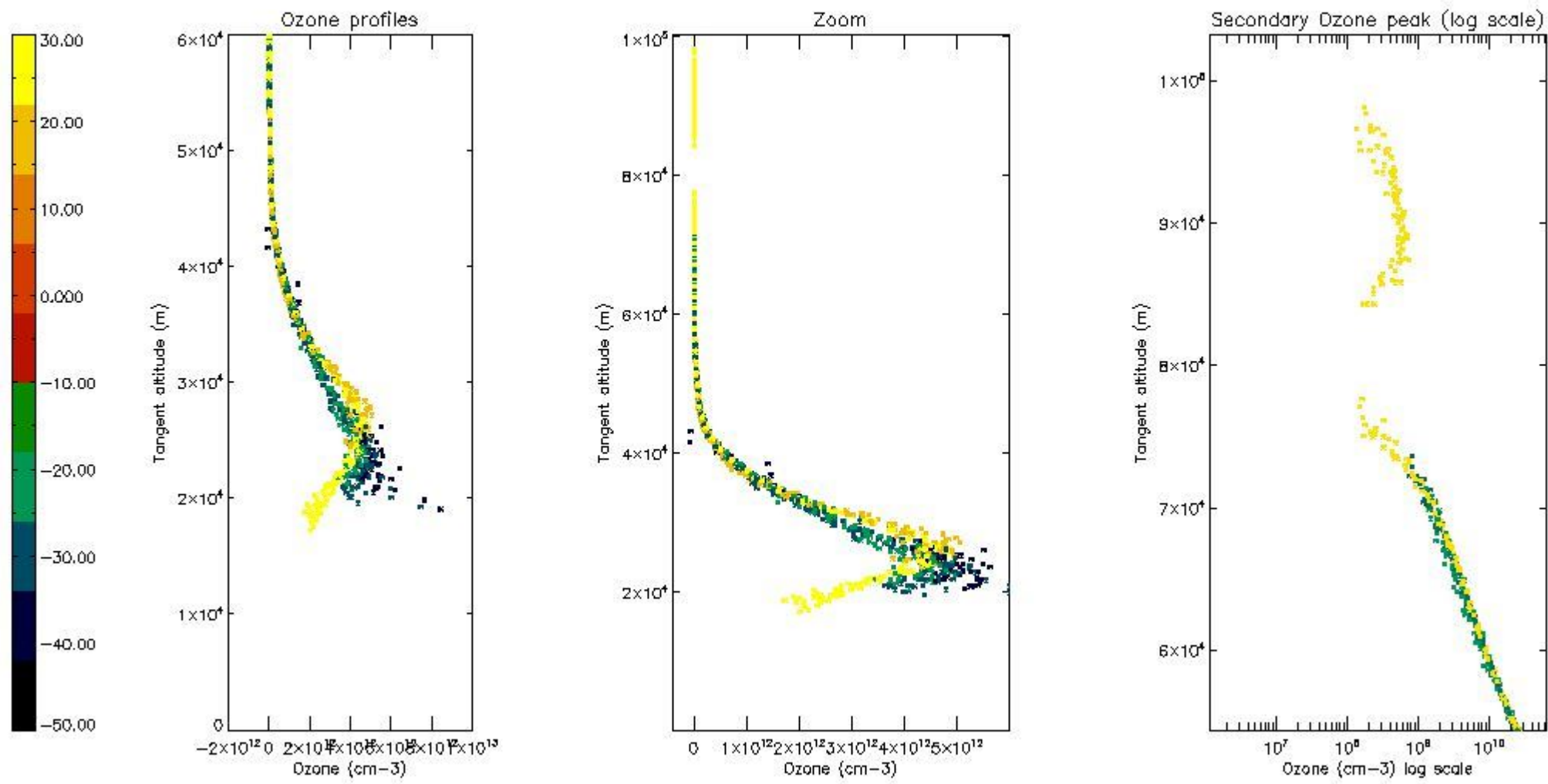
5.3 Plot ozone profiles where STD < 20% (dark without errors)

The colorbar represents the latitude.



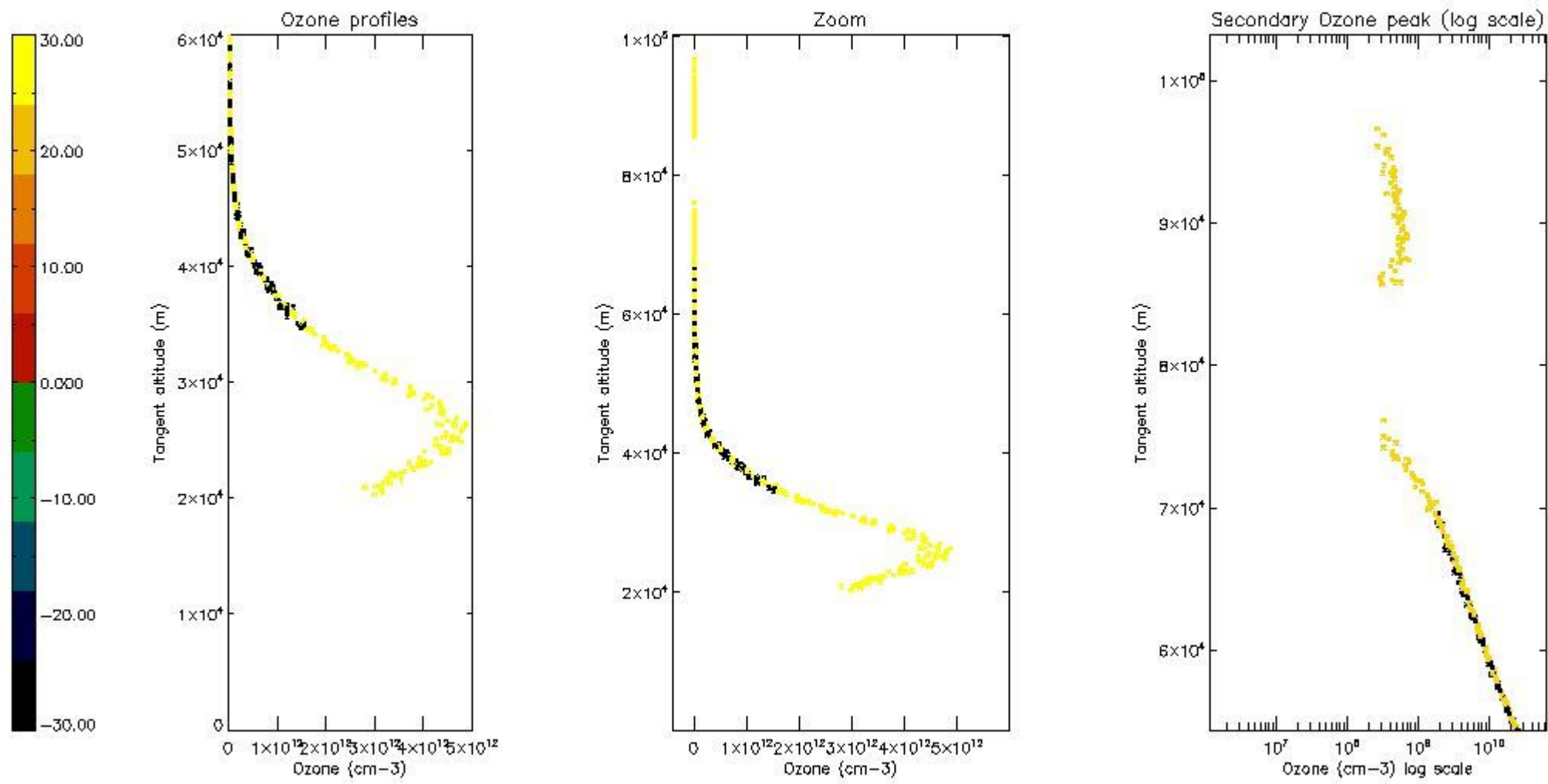
5.4 Plot ozone profiles where $STD < 10\%$ (dark without errors)

The colorbar represents the latitude.



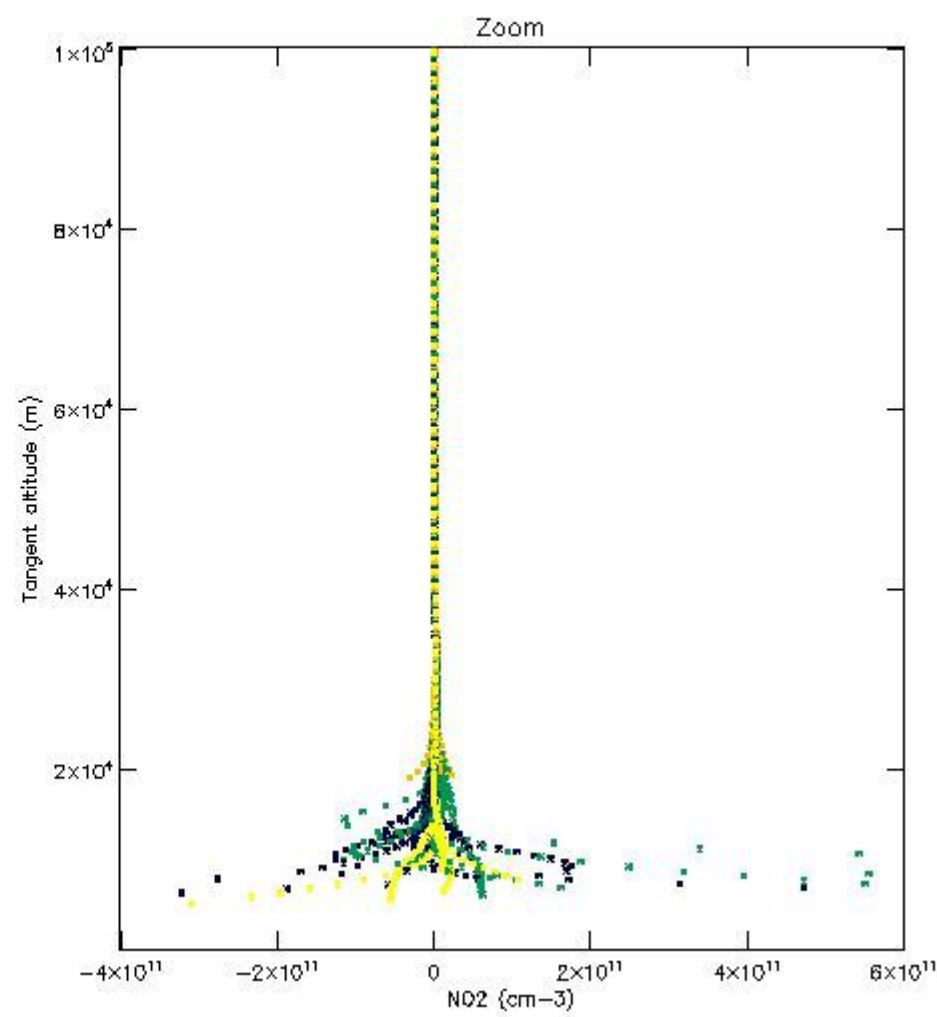
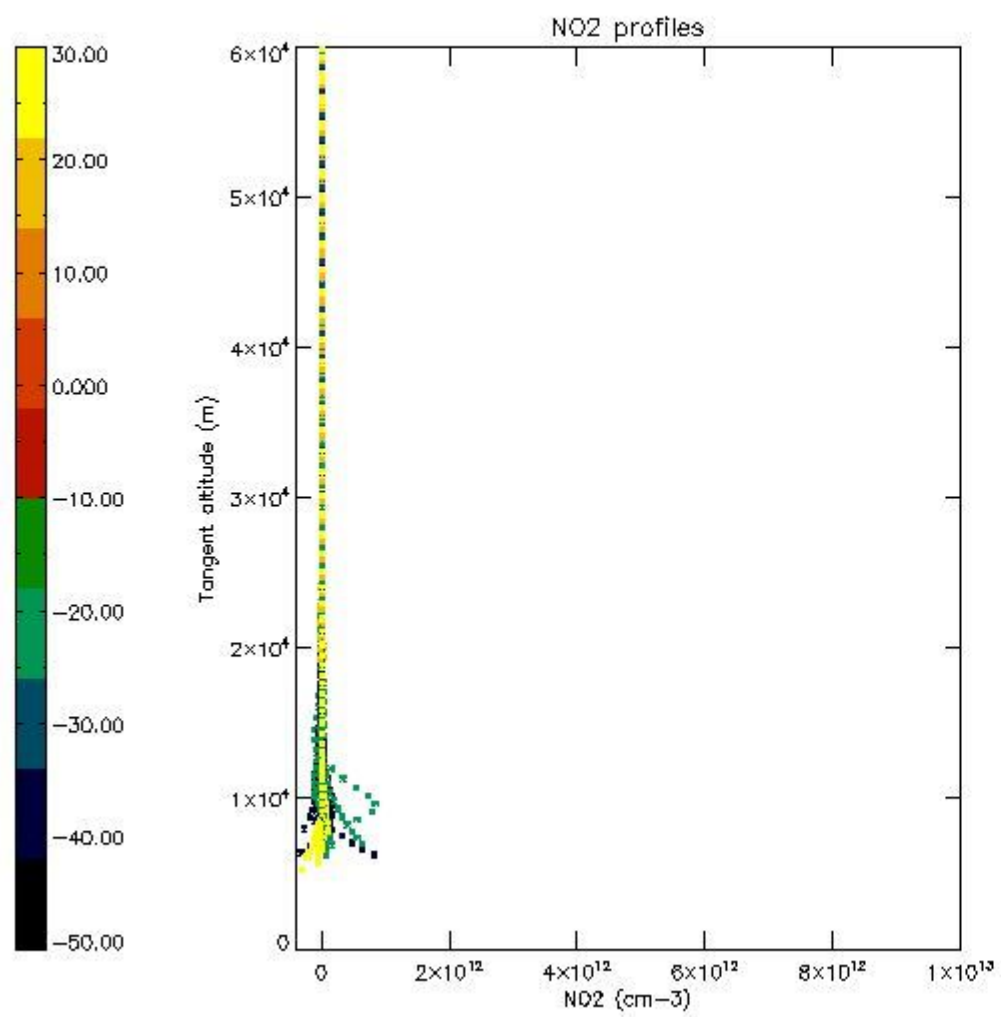
5.5 Plot ozone profiles where STD < 5% (dark without errors)

The colorbar represents the latitude.



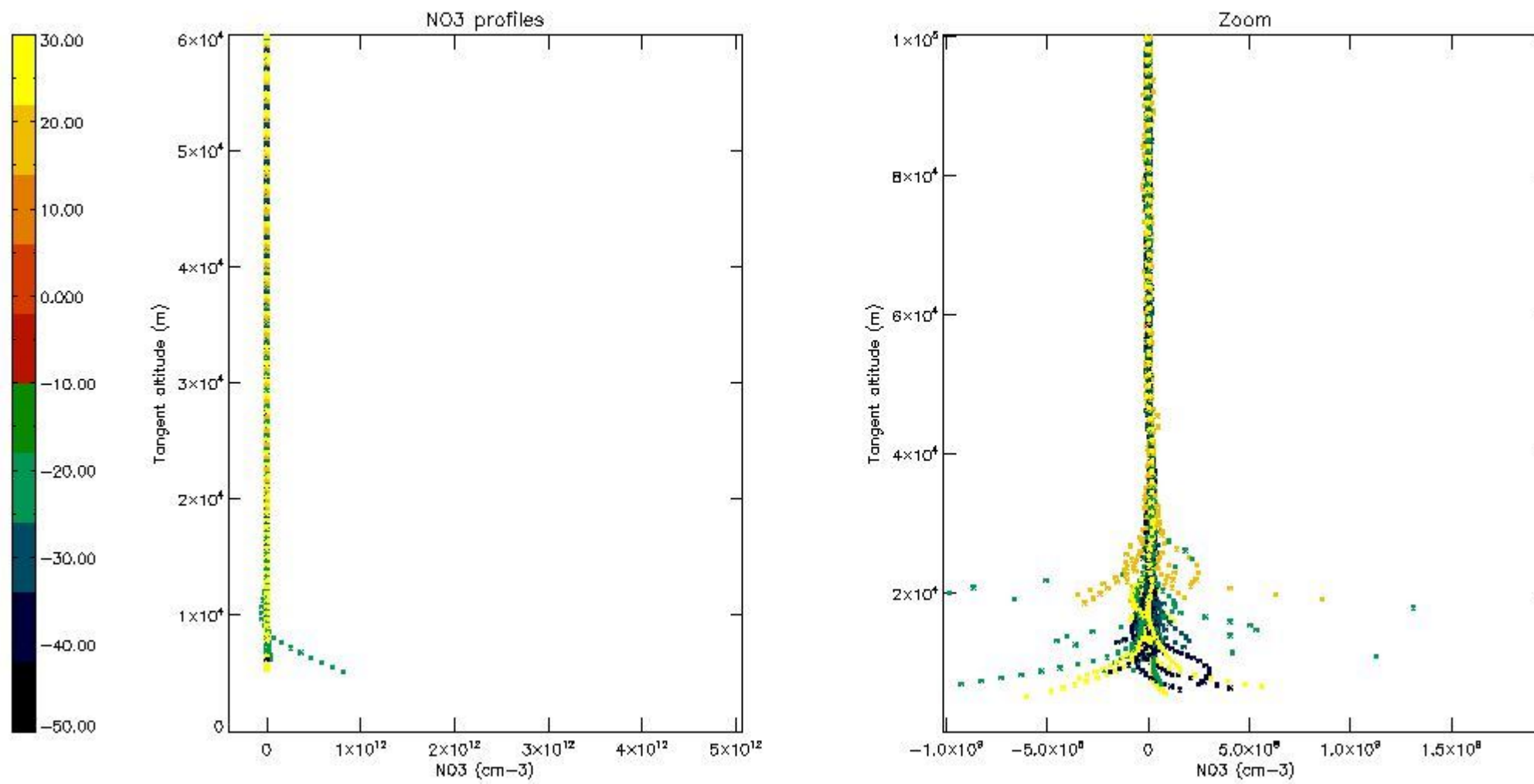
5.6 Plot NO₂ profiles for all STD (dark without errors)

The colorbar represents the latitude.



5.7 Plot NO3 profiles for all STD (dark without errors)

The colorbar represents the latitude.



6. Auxiliary Data Files used for the production reported in section 2

The number reported in the third column indicates since which file (see list in section 2) the corresponding auxiliary file has been used. The fourth column is the date of those product files.

Type	Auxiliary Filename	Used since product	Used since product date
INST_PHYS_CHARACTERISTICS	GOM_INS_AXVIEC20091111_143220_20030716_120000_20500101_000000	1	30-SEP-2006 06:01:33
LEVEL-2_PROC_CONFIG	GOM_PR2_AXVIEC20091111_152718_20020301_000000_20500101_000000	1	30-SEP-2006 06:01:33
CROSS_SECTIONS_FILE	GOM_CRS_AXVIEC20091111_154832_20020301_000000_20500101_000000	1	30-SEP-2006 06:01:33

GOMOS Level 2 Daily Report

SUMMARY

[1. General Info](#)

[2. Summary of processed GOM_NL_2P products](#)

[3. Level 2 Quality information per product](#)

[3.1 Plot of level 2 quality information per product \(time dependant\)](#)

[3.2 Plot of level 2 quality information per product \(world map\)](#)

[4. Level 1 Quality information per product \(stored on level 2 products\)](#)

[4.1 Plot of level 1 quality information per product \(time dependant\)](#)

[4.1.1 Plot of level 1 quality information per product \(time dependant\): ASCENDING](#)

[4.1.2 Plot of level 1 quality information per product \(time dependant\): DESCENDING](#)

[4.2 Plot of level 1 quality information per product \(world map\)](#)

[4.2.1 Plot of level 1 quality information per product \(world map\): ASCENDING](#)

[4.2.2 Plot of level 1 quality information per product \(world map\): DESCENDING](#)

[5. Ozone profiles based on quality statistics and other trace gas profiles](#)

[5.1 Ozone statistics based on quality of products](#)

[5.2 Plot ozone profiles for all STD \(dark without errors\)](#)

[5.3 Plot ozone profiles where STD < 20% \(dark without errors\)](#)

[5.4. Plot ozone profiles where STD < 10% \(dark without errors\)](#)

[5.5. Plot ozone profiles where STD < 5% \(dark without errors\)](#)

[5.6 Plot NO2 profiles for all STD \(dark without errors\)](#)

[5.7 Plot NO3 profiles for all STD \(dark without errors\)](#)

[5.8 Plot H2O profiles \(only for occultations of stars 1,2,3,4,13,14,16,26,63 dark without errors\) for all STD](#)

[6. Auxiliary Data Files used for the production reported in section 2](#)

This report presents the daily analysis on parameters extracted from GOMOS level 2 data (GOM_NL__2P). It is intended to monitor some important parameters that will impact the quality of these products. A list of level 2 products (and content) that have arrived during the reporting day to the PCF is also given.

Item	Value
Time of report generation	24APR2013 04:34:39
Data source version	GOMOS/6.01
Start time of products	30-09-2006 (30SEP2006 00:00:00)
Stop time of products	01-10-2006 (01OCT2006 00:00:00)
Store outputs in DB	Yes
Nb of level 2 prods	146
Nb of prods with errors	0

2. Summary of processed GOM_NL__2P products.

Nr	Filename	UTC Start time	Limb	Duration	Star Id	Star Name	Star Mag	Star Temp	Nb Meas	Orbit	Prod. error
1	GOM_NL__2PRFIN20060930_060133_000000312051_00363_23964_2204.N1	30-SEP-2006 06:01:33	Bright	31.000	36	50Alp UMa	1.8000	6300.0	62	23964	No
2	GOM_NL__2PRFIN20060930_060303_000000292051_00363_23964_2205.N1	30-SEP-2006 06:03:03	Bright	29.000	82	48Bet UMa	2.3650	10600.	58	23964	No
3	GOM_NL__2PRFIN20060930_060615_000000282051_00363_23964_2206.N1	30-SEP-2006 06:06:15	Bright	28.000	174	52Psi UMa	3.0040	4400.0	56	23964	No
4	GOM_NL__2PRFIN20060930_061254_000000292051_00363_23964_2207.N1	30-SEP-2006 06:12:54	Bright	29.000	166	17Eps Leo	2.9800	6000.0	58	23964	No
5	GOM_NL__2PRFIN20060930_062226_000000402051_00363_23964_2208.N1	30-SEP-2006 06:22:26	Twilight	39.500	48	30Alp Hya	1.9770	4100.0	79	23964	No
6	GOM_NL__2PRFIN20060930_063206_000000422051_00363_23964_2209.N1	30-SEP-2006 06:32:06	Dark	42.000	65	Lam Vel	2.2040	4400.0	84	23964	No
7	GOM_NL__2PRFIN20060930_063524_000000382051_00363_23964_2210.N1	30-SEP-2006 06:35:24	Dark	37.500	46	Del Vel	1.9540	10600.	75	23964	No
8	GOM_NL__2PRFIN20060930_063659_000000352051_00364_23965_2211.N1	30-SEP-2006 06:36:59	Dark	35.000	41	Eps Car	1.8600	4100.0	70	23965	No
9	GOM_NL__2PRFIN20060930_064912_000000322051_00364_23965_2204.N1	30-SEP-2006 06:49:12	Dark	31.500	143	Alp Hyi	2.8570	7200.0	63	23965	No
10	GOM_NL__2PRFIN20060930_065040_000000362051_00364_23965_2205.N1	30-SEP-2006 06:50:40	Dark	35.500	9	Alp Eri	0.45300	24000.	71	23965	No
11	GOM_NL__2PRFIN20060930_065603_000000422051_00364_23965_2206.N1	30-SEP-2006 06:56:03	Straylight	41.500	84	Alp Phe	2.3970	4500.0	83	23965	No
12	GOM_NL__2PRFIN20060930_070044_000000392051_00364_23965_2207.N1	30-SEP-2006 07:00:44	Straylight	39.000	18	24Alp PsA	1.1660	9700.0	78	23965	No
13	GOM_NL__2PRFIN20060930_071312_000000302051_00364_23965_2208.N1	30-SEP-2006 07:13:12	Bright	29.500	90	54Alp Peg	2.4870	11000.	59	23965	No
14	GOM_NL__2PRFIN20060930_071652_000000322051_00364_23965_2209.N1	30-SEP-2006 07:16:52	Bright	32.000	93	53Bet Peg	2.5200	3100.0	64	23965	No
15	GOM_NL__2PRFIN20060930_072702_000000302051_00364_23965_2210.N1	30-SEP-2006 07:27:02	Bright	29.500	89	5Alp Cep	2.4510	8000.0	59	23965	No
16	GOM_NL__2PRFIN20060930_073415_000000272051_00364_23965_2211.N1	30-SEP-2006 07:34:15	Bright	26.500	49	1Alp UMi	1.9900	6300.0	53	23965	No
17	GOM_NL__2PRFIN20060930_073614_000000302051_00364_23965_2212.N1	30-SEP-2006 07:36:14	Bright	30.000	60	7Bet UMi	2.0810	3950.0	60	23965	No
18	GOM_NL__2PRFIN20060930_074209_000000312051_00364_23965_2213.N1	30-SEP-2006 07:42:09	Bright	31.000	36	50Alp UMa	1.8000	6300.0	62	23965	No
19	GOM_NL__2PRFIN20060930_074339_000000302051_00364_23965_2214.N1	30-SEP-2006 07:43:39	Bright	29.500	82	48Bet UMa	2.3650	10600.	59	23965	No
20	GOM_NL__2PRFIN20060930_074651_000000402051_00364_23965_2215.N1	30-SEP-2006 07:46:51	Bright	39.500	174	52Psi UMa	3.0040	4400.0	79	23965	No
21	GOM_NL__2PRFIN20060930_075331_000000292051_00364_23965_2216.N1	30-SEP-2006 07:53:31	Bright	29.000	166	17Eps Leo	2.9800	6000.0	58	23965	No
22	GOM_NL__2PRFIN20060930_080302_000000362051_00364_23965_2217.N1	30-SEP-2006 08:03:02	Twilight	35.500	48	30Alp Hya	1.9770	4100.0	71	23965	No
23	GOM_NL__2PRFIN20060930_081243_000000442051_00364_23965_2218.N1	30-SEP-2006 08:12:43	Dark	43.500	65	Lam Vel	2.2040	4400.0	87	23965	No
24	GOM_NL__2PRFIN20060930_081600_000000342051_00364_23965_2219.N1	30-SEP-2006 08:16:00	Dark	33.500	46	Del Vel	1.9540	10600.	67	23965	No
25	GOM_NL__2PRFIN20060930_081736_000000332051_00365_23966_2220.N1	30-SEP-2006 08:17:36	Dark	33.000	41	Eps Car	1.8600	4100.0	66	23966	No
26	GOM_NL__2PRFIN20060930_082949_000000322051_00365_23966_2205.N1	30-SEP-2006 08:29:49	Dark	31.500	143	Alp Hyi	2.8570	7200.0	63	23966	No
27	GOM_NL__2PRFIN20060930_083116_000000342051_00365_23966_2206.N1	30-SEP-2006 08:31:16	Dark	34.000	9	Alp Eri	0.45300	24000.	68	23966	No
28	GOM_NL__2PRFIN20060930_083640_000000362051_00365_23966_2207.N1	30-SEP-2006 08:36:40	Straylight	35.500	84	Alp Phe	2.3970	4500.0	71	23966	No
29	GOM_NL__2PRFIN20060930_084120_000000372051_00365_23966_2208.N1	30-SEP-2006 08:41:20	Straylight	36.500	18	24Alp PsA	1.1660	9700.0	73	23966	No
30	GOM_NL__2PRFIN20060930_085348_000000312051_00365_23966_2209.N1	30-SEP-2006 08:53:48	Bright	31.000	90	54Alp Peg	2.4870	11000.	62	23966	No
31	GOM_NL__2PRFIN20060930_085728_000000312051_00365_23966_2210.N1	30-SEP-2006 08:57:28	Bright	30.500	93	53Bet Peg	2.5200	3100.0	61	23966	No
32	GOM_NL__2PRFIN20060930_090739_000000302051_00365_23966_2211.N1	30-SEP-2006 09:07:39	Bright	30.000	89	5Alp Cep	2.4510	8000.0	60	23966	No
33	GOM_NL__2PRFIN20060930_091450_000000302051_00365_23966_2212.N1	30-SEP-2006 09:14:50	Bright	29.500	49	1Alp UMi	1.9900	6300.0	59	23966	No
34	GOM_NL__2PRFIN20060930_091650_000000302051_00365_23966_2213.N1	30-SEP-2006 09:16:50	Bright	30.000	60	7Bet UMi	2.0810	3950.0	60	23966	No
35	GOM_NL__2PRFIN20060930_092245_000000312051_00365_23966_2214.N1	30-SEP-2006 09:22:45	Bright	31.000	36	50Alp UMa	1.8000	6300.0	62	23966	No
36	GOM_NL__2PRFIN20060930_092415_000000332051_00365_23966_2215.N1	30-SEP-2006 09:24:15	Bright	33.000	82	48Bet UMa	2.3650	10600.	66	23966	No
37	GOM_NL__2PRFIN20060930_092728_000000302051_00365_23966_2216.N1	30-SEP-2006 09:27:28	Bright	29.500	174	52Psi UMa	3.0040	4400.0	59	23966	No
38	GOM_NL__2PRFIN20060930_093407_000000302051_00365_23966_2217.N1	30-SEP-2006 09:34:07	Bright	30.000	166	17Eps Leo	2.9800	6000.0	60	23966	No
39	GOM_NL__2PRFIN20060930_094339_000000342051_00365_23966_2218.N1	30-SEP-2006 09:43:39	Twilight	33.500	48	30Alp Hya	1.9770	4100.0	67	23966	No
40	GOM_NL__2PRFIN20060930_095319_000000382051_00365_23966_2219.N1	30-SEP-2006 09:53:19	Dark	37.500	65	Lam Vel	2.2040	4400.0	75	23966	No
41	GOM_NL__2PRFIN20060930_095636_000000342051_00365_23966_2220.N1	30-SEP-2006 09:56:36	Dark	33.500	46	Del Vel	1.9540	10600.	67	23966	No
42	GOM_NL__2PRFIN20060930_095812_000000402051_00366_23967_2204.N1	30-SEP-2006 09:58:12	Dark	40.000	41	Eps Car	1.8600	4100.0	80	23967	No

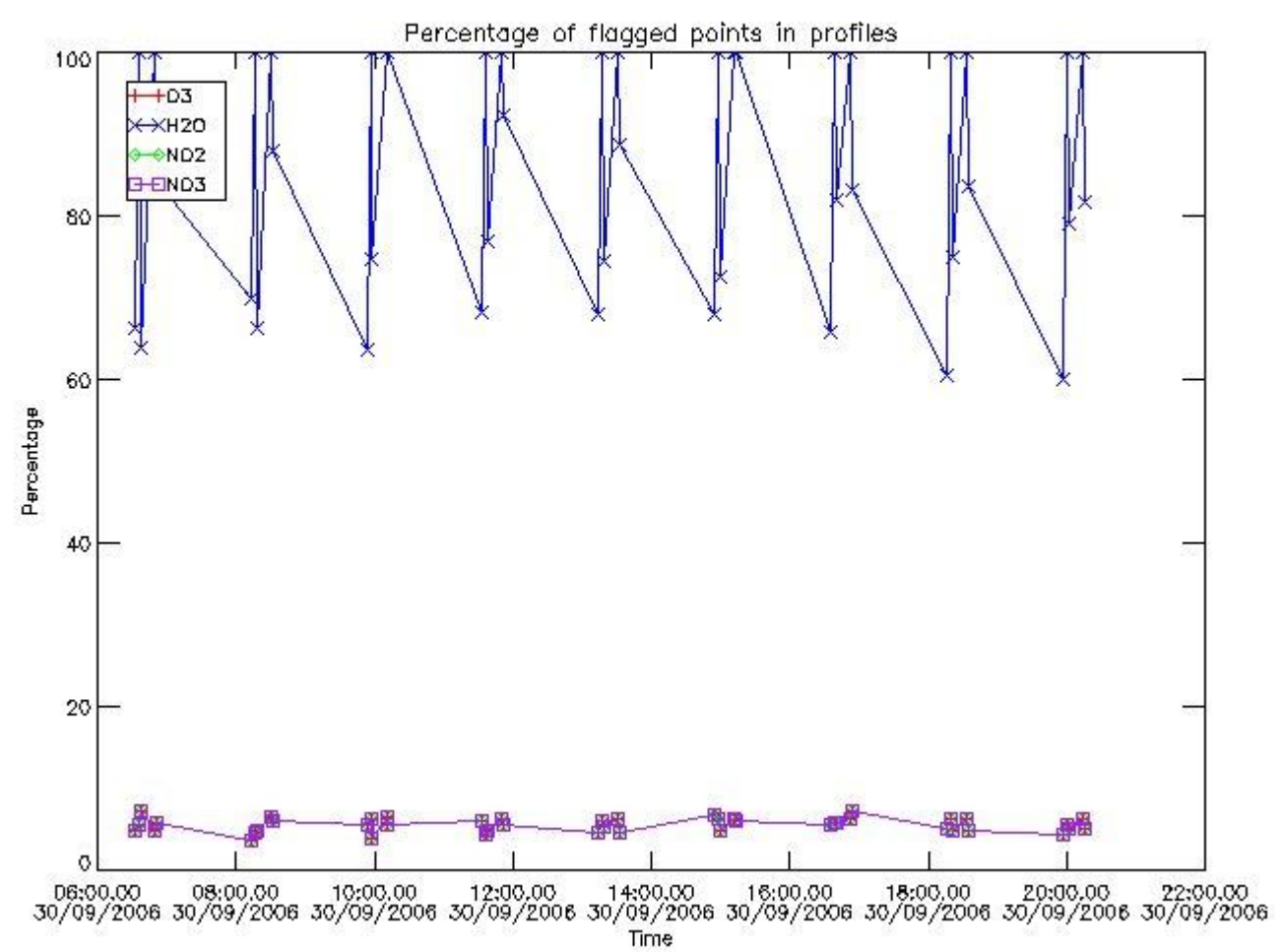
43	GOM_NL__2PRFIN20060930_101025_000000322051_00366_23967_2205.N1	30-SEP-2006 10:10:25	Dark	32.000	143	Alp Hyi	2.8570	7200.0	64	23967	No
44	GOM_NL__2PRFIN20060930_101153_000000462051_00366_23967_2206.N1	30-SEP-2006 10:11:53	Dark	45.500	9	Alp Eri	0.45300	24000.	91	23967	No
45	GOM_NL__2PRFIN20060930_101716_000000352051_00366_23967_2207.N1	30-SEP-2006 10:17:16	Straylight	34.500	84	Alp Phe	2.3970	4500.0	69	23967	No
46	GOM_NL__2PRFIN20060930_102156_000000352051_00366_23967_2208.N1	30-SEP-2006 10:21:56	Straylight	34.500	18	24Alp PsA	1.1660	9700.0	69	23967	No
47	GOM_NL__2PRFIN20060930_103424_000000312051_00366_23967_2209.N1	30-SEP-2006 10:34:24	Bright	31.000	90	54Alp Peg	2.4870	11000.	62	23967	No
48	GOM_NL__2PRFIN20060930_103803_000000312051_00366_23967_2210.N1	30-SEP-2006 10:38:03	Bright	31.000	93	53Bet Peg	2.5200	3100.0	62	23967	No
49	GOM_NL__2PRFIN20060930_104814_000000302051_00366_23967_2211.N1	30-SEP-2006 10:48:14	Bright	29.500	89	5Alp Cep	2.4510	8000.0	59	23967	No
50	GOM_NL__2PRFIN20060930_105526_000000302051_00366_23967_2212.N1	30-SEP-2006 10:55:26	Bright	30.000	49	1Alp UMi	1.9900	6300.0	60	23967	No
51	GOM_NL__2PRFIN20060930_105726_000000312051_00366_23967_2213.N1	30-SEP-2006 10:57:26	Bright	31.000	60	7Bet UMi	2.0810	3950.0	62	23967	No
52	GOM_NL__2PRFIN20060930_110321_000000282051_00366_23967_2214.N1	30-SEP-2006 11:03:21	Bright	28.000	36	50Alp UMa	1.8000	6300.0	56	23967	No
53	GOM_NL__2PRFIN20060930_110451_000000282051_00366_23967_2215.N1	30-SEP-2006 11:04:51	Bright	28.000	82	48Bet UMa	2.3650	10600.	56	23967	No
54	GOM_NL__2PRFIN20060930_110804_000000282051_00366_23967_2216.N1	30-SEP-2006 11:08:04	Bright	28.000	174	52Psi UMa	3.0040	4400.0	56	23967	No
55	GOM_NL__2PRFIN20060930_111443_000000302051_00366_23967_2217.N1	30-SEP-2006 11:14:43	Bright	30.000	166	17Eps Leo	2.9800	6000.0	60	23967	No
56	GOM_NL__2PRFIN20060930_112415_000000412051_00366_23967_2218.N1	30-SEP-2006 11:24:15	Twilight	41.000	48	30Alp Hya	1.9770	4100.0	82	23967	No
57	GOM_NL__2PRFIN20060930_113355_000000432051_00366_23967_2219.N1	30-SEP-2006 11:33:55	Dark	43.000	65	Lam Vel	2.2040	4400.0	86	23967	No
58	GOM_NL__2PRFIN20060930_113713_000000352051_00366_23967_2220.N1	30-SEP-2006 11:37:13	Dark	35.000	46	Del Vel	1.9540	10600.	70	23967	No
59	GOM_NL__2PRFIN20060930_113848_000000442051_00367_23968_2204.N1	30-SEP-2006 11:38:48	Dark	43.500	41	Eps Car	1.8600	4100.0	87	23968	No
60	GOM_NL__2PRFIN20060930_115101_000000342051_00367_23968_2205.N1	30-SEP-2006 11:51:01	Dark	33.500	143	Alp Hyi	2.8570	7200.0	67	23968	No
61	GOM_NL__2PRFIN20060930_115229_000000462051_00367_23968_2206.N1	30-SEP-2006 11:52:29	Dark	46.000	9	Alp Eri	0.45300	24000.	92	23968	No
62	GOM_NL__2PRFIN20060930_115752_000000332051_00367_23968_2207.N1	30-SEP-2006 11:57:52	Straylight	33.000	84	Alp Phe	2.3970	4500.0	66	23968	No
63	GOM_NL__2PRFIN20060930_120232_000000352051_00367_23968_2208.N1	30-SEP-2006 12:02:32	Straylight	34.500	18	24Alp PsA	1.1660	9700.0	69	23968	No
64	GOM_NL__2PRFIN20060930_121500_000000322051_00367_23968_2209.N1	30-SEP-2006 12:15:00	Bright	31.500	90	54Alp Peg	2.4870	11000.	63	23968	No
65	GOM_NL__2PRFIN20060930_121839_000000312051_00367_23968_2210.N1	30-SEP-2006 12:18:39	Bright	31.000	93	53Bet Peg	2.5200	3100.0	62	23968	No
66	GOM_NL__2PRFIN20060930_122851_000000302051_00367_23968_2211.N1	30-SEP-2006 12:28:51	Bright	30.000	89	5Alp Cep	2.4510	8000.0	60	23968	No
67	GOM_NL__2PRFIN20060930_123602_000000312051_00367_23968_2212.N1	30-SEP-2006 12:36:02	Bright	30.500	49	1Alp UMi	1.9900	6300.0	61	23968	No
68	GOM_NL__2PRFIN20060930_123802_000000312051_00367_23968_2213.N1	30-SEP-2006 12:38:02	Bright	31.000	60	7Bet UMi	2.0810	3950.0	62	23968	No
69	GOM_NL__2PRFIN20060930_124357_000000292051_00367_23968_2214.N1	30-SEP-2006 12:43:57	Bright	28.500	36	50Alp UMa	1.8000	6300.0	57	23968	No
70	GOM_NL__2PRFIN20060930_124527_000000292051_00367_23968_2215.N1	30-SEP-2006 12:45:27	Bright	29.000	82	48Bet UMa	2.3650	10600.	58	23968	No
71	GOM_NL__2PRFIN20060930_124840_000000292051_00367_23968_2216.N1	30-SEP-2006 12:48:40	Bright	28.500	174	52Psi UMa	3.0040	4400.0	57	23968	No
72	GOM_NL__2PRFIN20060930_125519_000000272051_00367_23968_2217.N1	30-SEP-2006 12:55:19	Bright	27.000	166	17Eps Leo	2.9800	6000.0	54	23968	No
73	GOM_NL__2PRFIN20060930_130451_000000452051_00367_23968_2218.N1	30-SEP-2006 13:04:51	Twilight	44.500	48	30Alp Hya	1.9770	4100.0	89	23968	No
74	GOM_NL__2PRFIN20060930_131431_000000442051_00367_23968_2219.N1	30-SEP-2006 13:14:31	Dark	44.000	65	Lam Vel	2.2040	4400.0	88	23968	No
75	GOM_NL__2PRFIN20060930_131749_000000342051_00367_23968_2220.N1	30-SEP-2006 13:17:49	Dark	34.000	46	Del Vel	1.9540	10600.	68	23968	No
76	GOM_NL__2PRFIN20060930_131924_000000402051_00368_23969_2204.N1	30-SEP-2006 13:19:24	Dark	39.500	41	Eps Car	1.8600	4100.0	79	23969	No
77	GOM_NL__2PRFIN20060930_133137_000000342051_00368_23969_2205.N1	30-SEP-2006 13:31:37	Dark	33.500	143	Alp Hyi	2.8570	7200.0	67	23969	No
78	GOM_NL__2PRFIN20060930_133305_000000452051_00368_23969_2206.N1	30-SEP-2006 13:33:05	Dark	44.500	9	Alp Eri	0.45300	24000.	89	23969	No
79	GOM_NL__2PRFIN20060930_133828_000000372051_00368_23969_2207.N1	30-SEP-2006 13:38:28	Straylight	37.000	84	Alp Phe	2.3970	4500.0	74	23969	No
80	GOM_NL__2PRFIN20060930_134309_000000382051_00368_23969_2208.N1	30-SEP-2006 13:43:09	Straylight	38.000	18	24Alp PsA	1.1660	9700.0	76	23969	No
81	GOM_NL__2PRFIN20060930_135536_000000312051_00368_23969_2209.N1	30-SEP-2006 13:55:36	Bright	30.500	90	54Alp Peg	2.4870	11000.	61	23969	No
82	GOM_NL__2PRFIN20060930_135915_000000292051_00368_23969_2210.N1	30-SEP-2006 13:59:15	Bright	29.000	93	53Bet Peg	2.5200	3100.0	58	23969	No
83	GOM_NL__2PRFIN20060930_140927_000000312051_00368_23969_2211.N1	30-SEP-2006 14:09:27	Bright	30.500	89	5Alp Cep	2.4510	8000.0	61	23969	No
84	GOM_NL__2PRFIN20060930_141638_000000272051_00368_23969_2212.N1	30-SEP-2006 14:16:38	Bright	26.500	49	1Alp UMi	1.9900	6300.0	53	23969	No
85	GOM_NL__2PRFIN20060930_141838_000000312051_00368_23969_2213.N1	30-SEP-2006 14:18:38	Bright	31.000	60	7Bet UMi	2.0810	3950.0	62	23969	No
86	GOM_NL__2PRFIN20060930_142433_000000302051_00368_23969_2214.N1	30-SEP-2006 14:24:33	Bright	29.500	36	50Alp UMa	1.8000	6300.0	59	23969	No
87	GOM_NL__2PRFIN20060930_142603_000000282051_00368_23969_2215.N1	30-SEP-2006 14:26:03	Bright	28.000	82	48Bet UMa	2.3650	10600.	56	23969	No
88	GOM_NL__2PRFIN20060930_142916_000000292051_00368_23969_2216.N1	30-SEP-2006 14:29:16	Bright	28.500	174	52Psi UMa	3.0040	4400.0	57	23969	No
89	GOM_NL__2PRFIN20060930_143555_000000272051_00368_23969_2217.N1	30-SEP-2006 14:35:55	Bright	26.500	166	17Eps Leo	2.9800	6000.0	53	23969	No
90	GOM_NL__2PRFIN20060930_144527_000000422051_00368_23969_2218.N1	30-SEP-2006 14:45:27	Twilight	42.000	48	30Alp Hya	1.9770	4100.0	84	23969	No
91	GOM_NL__2PRFIN20060930_145508_000000382051_00368_23969_2219.N1	30-SEP-2006 14:55:08	Dark	38.000	65	Lam Vel	2.2040	4400.0	76	23969	No
92	GOM_NL__2PRFIN20060930_145825_000000332051_00368_23969_2220.N1	30-SEP-2006 14:58:25	Dark	32.500	46	Del Vel	1.9540	10600.	65	23969	No
93	GOM_NL__2PRFIN20060930_150000_000000432051_00369_23970_2204.N1	30-SEP-2006 15:00:00	Dark	42.500	41	Eps Car	1.8600	4100.0	85	23970	No
94	GOM_NL__2PRFIN20060930_151214_000000332051_00369_23970_2205.N1	30-SEP-2006 15:12:14	Dark	33.000	143	Alp Hyi	2.8570	7200.0	66	23970	No
95	GOM_NL__2PRFIN20060930_151342_000000352051_00369_23970_2206.N1	30-SEP-2006 15:13:42	Dark	34.500	9	Alp Eri	0.45300	24000.	69	23970	No
96	GOM_NL__2PRFIN20060930_151904_000000382051_00369_23970_2207.N1	30-SEP-2006 15:19:04	Straylight	37.500	84	Alp Phe	2.3970	4500.0	75	23970	No
97	GOM_NL__2PRFIN20060930_152344_000000382051_00369_23970_2208.N1	30-SEP-2006 15:23:44	Straylight	38.000	18	24Alp PsA	1.1660	9700.0	76	23970	No
98	GOM_NL__2PRFIN20060930_153612_000000312051_00369_23970_2209.N1	30-SEP-2006 15:36:12	Bright	31.000	90	54Alp Peg	2.4870	11000.	62	23970	No
99	GOM_NL__2PRFIN20060930_153951_000000342051_00369_23970_2210.N1	30-SEP-2006 15:39:51	Bright	33.500	93	53Bet Peg	2.5200	3100.0	67	23970	No
100	GOM_NL__2PRFIN20060930_155003_000000302051_00369_23970_2211.N1	30-SEP-2006 15:50:03	Bright	30.000	89	5Alp Cep	2.4510	8000.0	60	23970	No
101	GOM_NL__2PRFIN20060930_155714_000000302051_00369_23970_2212.N1	30-SEP-2006 15:57:14	Bright	29.500	49	1Alp UMi	1.9900	6300.0	59	23970	No

102	GOM_NL__2PRFIN20060930_155915_000000302051_00369_23970_2213.N1	30-SEP-2006 15:59:15	Bright	30.000	60	7Bet UMi	2.0810	3950.0	60	23970	No
103	GOM_NL__2PRFIN20060930_160510_000000352051_00369_23970_2214.N1	30-SEP-2006 16:05:10	Bright	34.500	36	50Alp UMa	1.8000	6300.0	69	23970	No
104	GOM_NL__2PRFIN20060930_160639_000000292051_00369_23970_2215.N1	30-SEP-2006 16:06:39	Bright	28.500	82	48Bet UMa	2.3650	10600.	57	23970	No
105	GOM_NL__2PRFIN20060930_160952_000000292051_00369_23970_2216.N1	30-SEP-2006 16:09:52	Bright	28.500	174	52Psi UMa	3.0040	4400.0	57	23970	No
106	GOM_NL__2PRFIN20060930_161631_000000282051_00369_23970_2217.N1	30-SEP-2006 16:16:31	Bright	28.000	166	17Eps Leo	2.9800	6000.0	56	23970	No
107	GOM_NL__2PRFIN20060930_162604_000000422051_00369_23970_2218.N1	30-SEP-2006 16:26:04	Twilight	41.500	48	30Alp Hya	1.9770	4100.0	83	23970	No
108	GOM_NL__2PRFIN20060930_163544_000000372051_00369_23970_2219.N1	30-SEP-2006 16:35:44	Dark	37.000	65	Lam Vel	2.2040	4400.0	74	23970	No
109	GOM_NL__2PRFIN20060930_163902_000000362051_00369_23970_2220.N1	30-SEP-2006 16:39:02	Dark	35.500	46	Del Vel	1.9540	10600.	71	23970	No
110	GOM_NL__2PRFIN20060930_164037_000000452051_00370_23971_2204.N1	30-SEP-2006 16:40:37	Dark	45.000	41	Eps Car	1.8600	4100.0	90	23971	No
111	GOM_NL__2PRFIN20060930_165250_000000332051_00370_23971_2205.N1	30-SEP-2006 16:52:50	Dark	32.500	143	Alp Hyi	2.8570	7200.0	65	23971	No
112	GOM_NL__2PRFIN20060930_165418_000000362051_00370_23971_2206.N1	30-SEP-2006 16:54:18	Dark	36.000	9	Alp Eri	0.45300	24000.	72	23971	No
113	GOM_NL__2PRFIN20060930_165940_000000382051_00370_23971_2207.N1	30-SEP-2006 16:59:40	Straylight	37.500	84	Alp Phe	2.3970	4500.0	75	23971	No
114	GOM_NL__2PRFIN20060930_170421_000000382051_00370_23971_2208.N1	30-SEP-2006 17:04:21	Straylight	38.000	18	24Alp PsA	1.1660	9700.0	76	23971	No
115	GOM_NL__2PRFIN20060930_171648_000000322051_00370_23971_2209.N1	30-SEP-2006 17:16:48	Bright	31.500	90	54Alp Peg	2.4870	11000.	63	23971	No
116	GOM_NL__2PRFIN20060930_172027_000000312051_00370_23971_2210.N1	30-SEP-2006 17:20:27	Bright	30.500	93	53Bet Peg	2.5200	3100.0	61	23971	No
117	GOM_NL__2PRFIN20060930_173039_000000302051_00370_23971_2211.N1	30-SEP-2006 17:30:39	Bright	30.000	89	5Alp Cep	2.4510	8000.0	60	23971	No
118	GOM_NL__2PRFIN20060930_173750_000000302051_00370_23971_2212.N1	30-SEP-2006 17:37:50	Bright	29.500	49	1Alp UMi	1.9900	6300.0	59	23971	No
119	GOM_NL__2PRFIN20060930_173951_000000312051_00370_23971_2213.N1	30-SEP-2006 17:39:51	Bright	31.000	60	7Bet UMi	2.0810	3950.0	62	23971	No
120	GOM_NL__2PRFIN20060930_174546_000000282051_00370_23971_2214.N1	30-SEP-2006 17:45:46	Bright	28.000	36	50Alp UMa	1.8000	6300.0	56	23971	No
121	GOM_NL__2PRFIN20060930_174715_000000462051_00370_23971_2215.N1	30-SEP-2006 17:47:15	Bright	46.000	82	48Bet UMa	2.3650	10600.	92	23971	No
122	GOM_NL__2PRFIN20060930_175028_000000292051_00370_23971_2216.N1	30-SEP-2006 17:50:28	Bright	29.000	174	52Psi UMa	3.0040	4400.0	58	23971	No
123	GOM_NL__2PRFIN20060930_175707_000000312051_00370_23971_2217.N1	30-SEP-2006 17:57:07	Bright	30.500	166	17Eps Leo	2.9800	6000.0	61	23971	No
124	GOM_NL__2PRFIN20060930_180640_000000422051_00370_23971_2218.N1	30-SEP-2006 18:06:40	Twilight	41.500	48	30Alp Hya	1.9770	4100.0	83	23971	No
125	GOM_NL__2PRFIN20060930_181620_000000412051_00370_23971_2219.N1	30-SEP-2006 18:16:20	Dark	41.000	65	Lam Vel	2.2040	4400.0	82	23971	No
126	GOM_NL__2PRFIN20060930_181938_000000332051_00370_23971_2220.N1	30-SEP-2006 18:19:38	Dark	32.500	46	Del Vel	1.9540	10600.	65	23971	No
127	GOM_NL__2PRFIN20060930_182113_000000432051_00371_23972_2224.N1	30-SEP-2006 18:21:13	Dark	42.500	41	Eps Car	1.8600	4100.0	85	23972	No
128	GOM_NL__2PRFIN20060930_183327_000000332051_00371_23972_2225.N1	30-SEP-2006 18:33:27	Dark	32.500	143	Alp Hyi	2.8570	7200.0	65	23972	No
129	GOM_NL__2PRFIN20060930_183454_000000432051_00371_23972_2226.N1	30-SEP-2006 18:34:54	Dark	42.500	9	Alp Eri	0.45300	24000.	85	23972	No
130	GOM_NL__2PRFIN20060930_184016_000000392051_00371_23972_2227.N1	30-SEP-2006 18:40:16	Straylight	38.500	84	Alp Phe	2.3970	4500.0	77	23972	No
131	GOM_NL__2PRFIN20060930_184457_000000382051_00371_23972_2228.N1	30-SEP-2006 18:44:57	Straylight	37.500	18	24Alp PsA	1.1660	9700.0	75	23972	No
132	GOM_NL__2PRFIN20060930_185724_000000312051_00371_23972_2229.N1	30-SEP-2006 18:57:24	Bright	31.000	90	54Alp Peg	2.4870	11000.	62	23972	No
133	GOM_NL__2PRFIN20060930_190103_000000312051_00371_23972_2230.N1	30-SEP-2006 19:01:03	Bright	31.000	93	53Bet Peg	2.5200	3100.0	62	23972	No
134	GOM_NL__2PRFIN20060930_191115_000000302051_00371_23972_2231.N1	30-SEP-2006 19:11:15	Bright	29.500	89	5Alp Cep	2.4510	8000.0	59	23972	No
135	GOM_NL__2PRFIN20060930_191825_000000312051_00371_23972_2232.N1	30-SEP-2006 19:18:25	Bright	30.500	49	1Alp UMi	1.9900	6300.0	61	23972	No
136	GOM_NL__2PRFIN20060930_192027_000000312051_00371_23972_2233.N1	30-SEP-2006 19:20:27	Bright	30.500	60	7Bet UMi	2.0810	3950.0	61	23972	No
137	GOM_NL__2PRFIN20060930_192622_000000292051_00371_23972_2234.N1	30-SEP-2006 19:26:22	Bright	29.000	36	50Alp UMa	1.8000	6300.0	58	23972	No
138	GOM_NL__2PRFIN20060930_192752_000000302051_00371_23972_2235.N1	30-SEP-2006 19:27:52	Bright	29.500	82	48Bet UMa	2.3650	10600.	59	23972	No
139	GOM_NL__2PRFIN20060930_193104_000000292051_00371_23972_2236.N1	30-SEP-2006 19:31:04	Bright	28.500	174	52Psi UMa	3.0040	4400.0	57	23972	No
140	GOM_NL__2PRFIN20060930_193744_000000302051_00371_23972_2237.N1	30-SEP-2006 19:37:44	Bright	30.000	166	17Eps Leo	2.9800	6000.0	60	23972	No
141	GOM_NL__2PRFIN20060930_194716_000000382051_00371_23972_2238.N1	30-SEP-2006 19:47:16	Twilight	38.000	48	30Alp Hya	1.9770	4100.0	76	23972	No
142	GOM_NL__2PRFIN20060930_195657_000000362051_00371_23972_2239.N1	30-SEP-2006 19:56:57	Dark	35.500	65	Lam Vel	2.2040	4400.0	71	23972	No
143	GOM_NL__2PRFIN20060930_200014_000000372051_00371_23972_2240.N1	30-SEP-2006 20:00:14	Dark	36.500	46	Del Vel	1.9540	10600.	73	23972	No
144	GOM_NL__2PRFIN20060930_200150_000000412051_00372_23973_2224.N1	30-SEP-2006 20:01:50	Dark	41.000	41	Eps Car	1.8600	4100.0	82	23973	No
145	GOM_NL__2PRFIN20060930_201403_000000332051_00372_23973_2225.N1	30-SEP-2006 20:14:03	Dark	33.000	143	Alp Hyi	2.8570	7200.0	66	23973	No
146	GOM_NL__2PRFIN20060930_201531_000000412051_00372_23973_2226.N1	30-SEP-2006 20:15:31	Dark	41.000	9	Alp Eri	0.45300	24000.	82	23973	No

3. Quality information per product


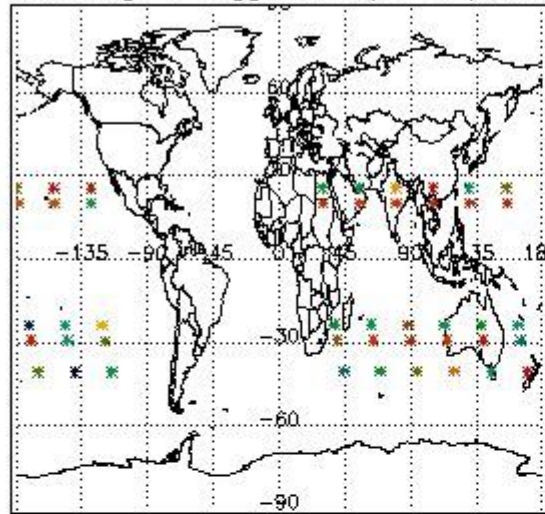
In this section it is plotted some information contained in the Quality Summary data set of the level 2 products. Only products in dark limb conditions and without errors (error flag in the MPH set to "0") are used.

3.1 Plot quality information per product (time dependant)

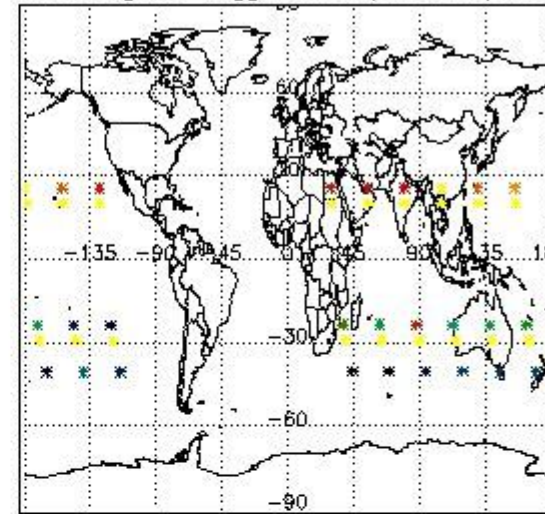


3.2 Plot quality information per product (world map)


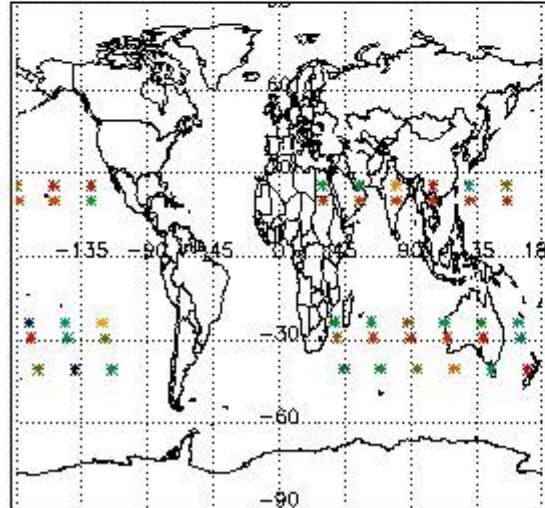
Percentage of flagged data per O3 profile



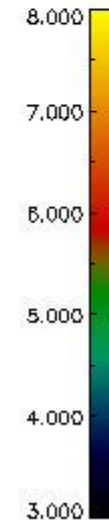
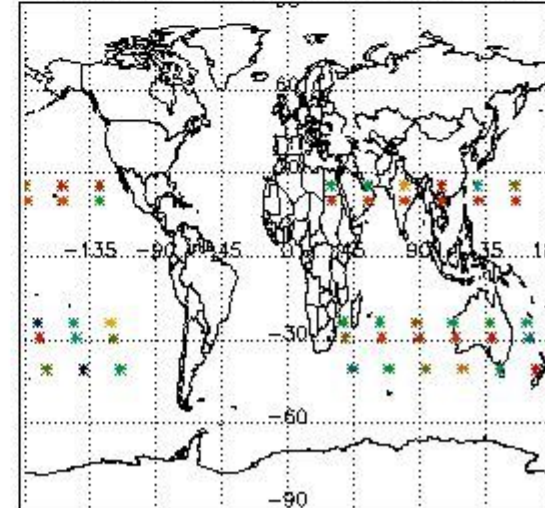
Percentage of flagged data per H2O profile



Percentage of flagged data per NO2 profile



Percentage of flagged data per NO3 profile

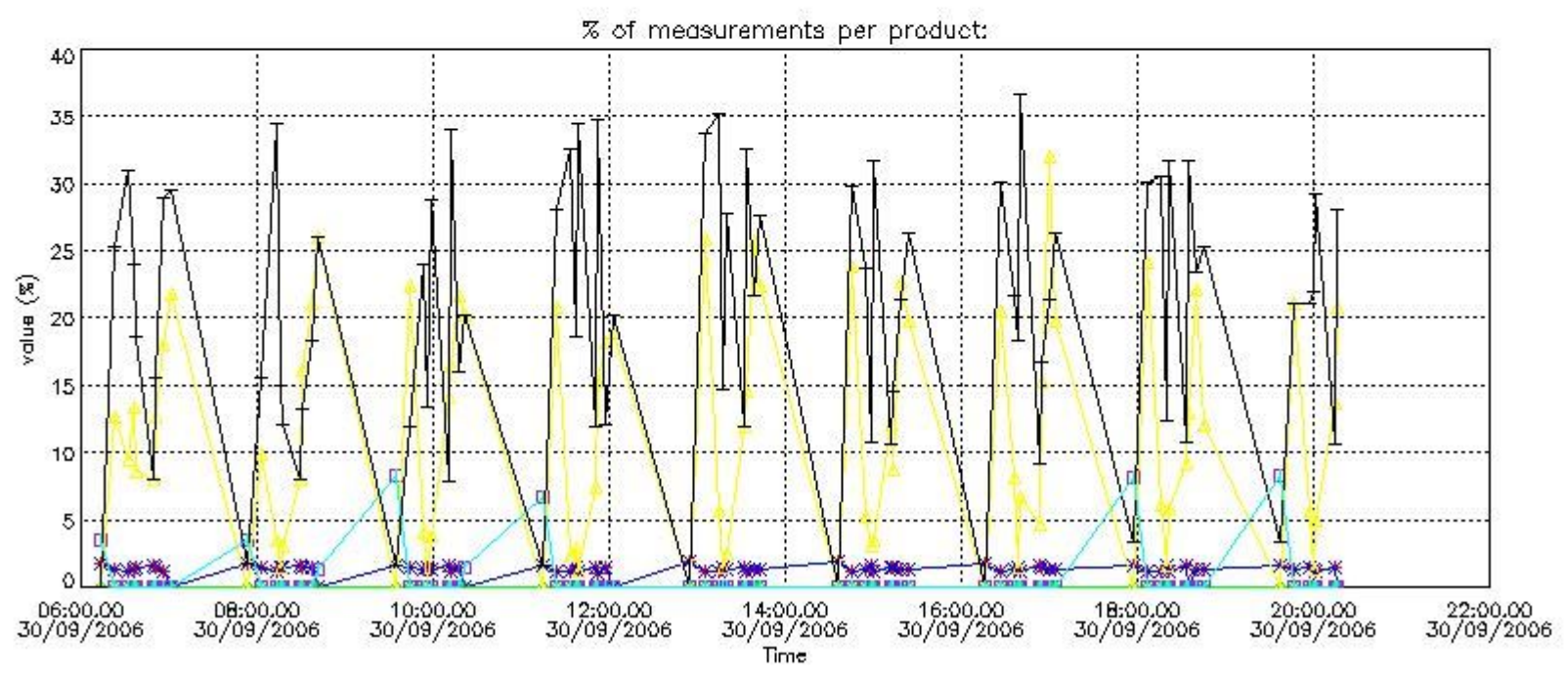
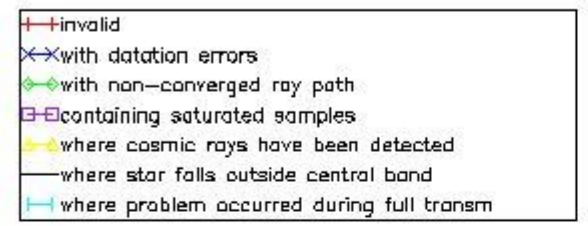


4. Level 1 quality information per product

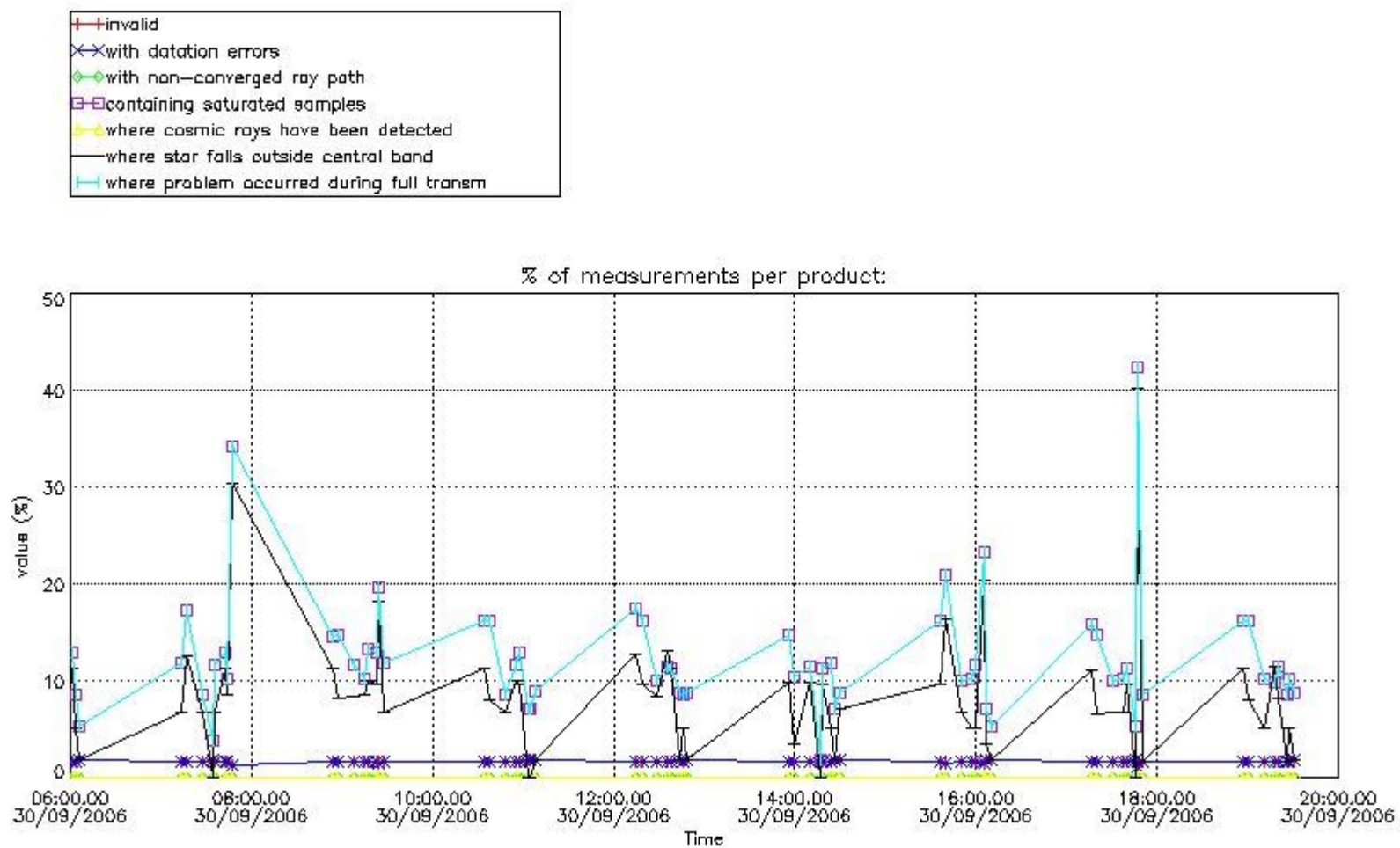
In this section it is plotted some information contained in the Quality Summary data set of the level 2 products that comes from the level 1b processing. Products without errors (error flag in the MPH set to "0") are used.

4.1 Plot quality information per product (time dependant) coming from level 1b processing

4.1.1 Plot level 1 quality information per product (time dependant): ENVISAT ASCENDING passes



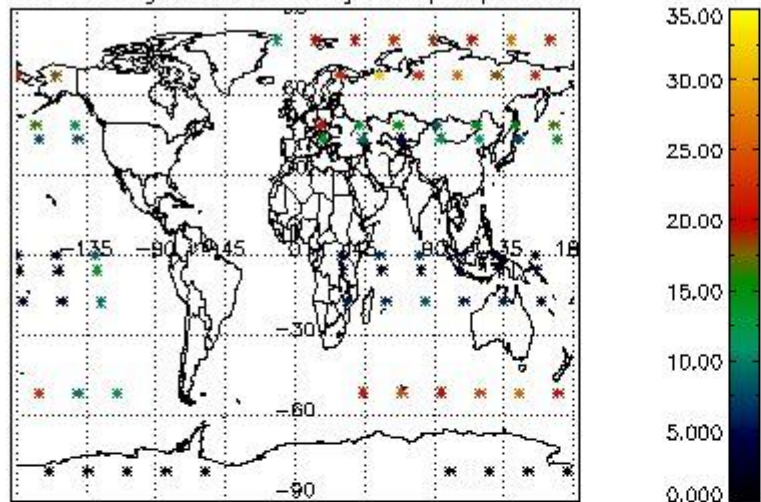
4.1.2 Plot level 1 quality information per product (time dependant): ENVI SAT DESCENDING passes



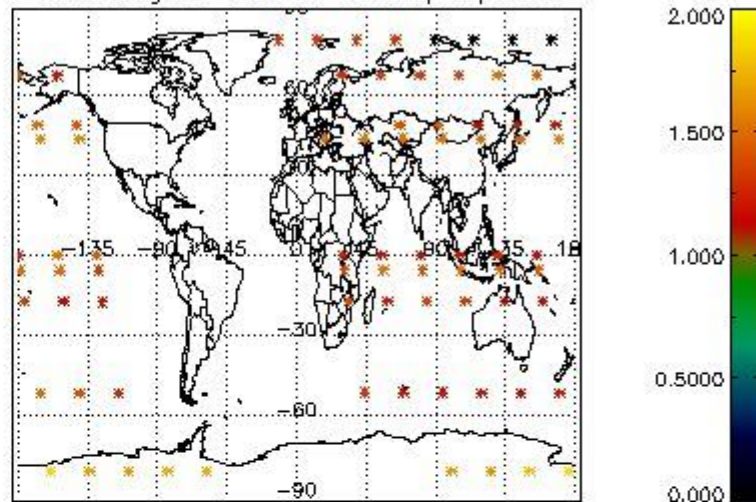
4.2 Plot quality information per product coming from level 1b processing (world map)

4.2.1 Plot level 1 quality information per product (world map): ENVISAT ASCENDING passes

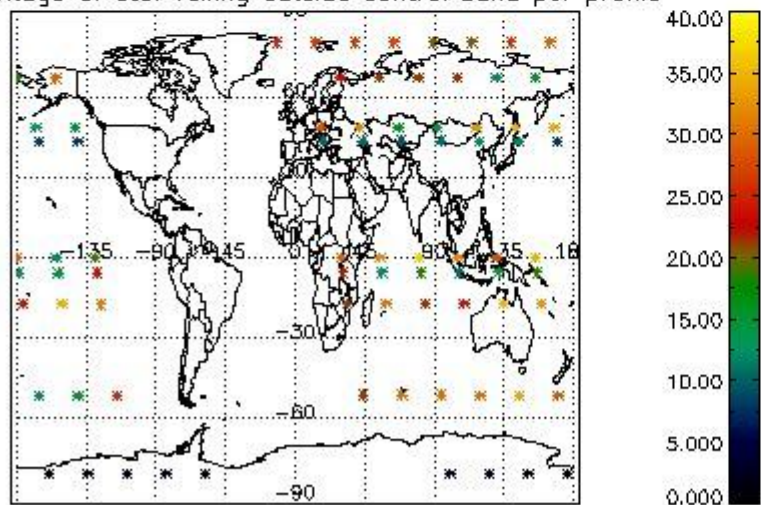
Percentage of cosmic ray hits per profile



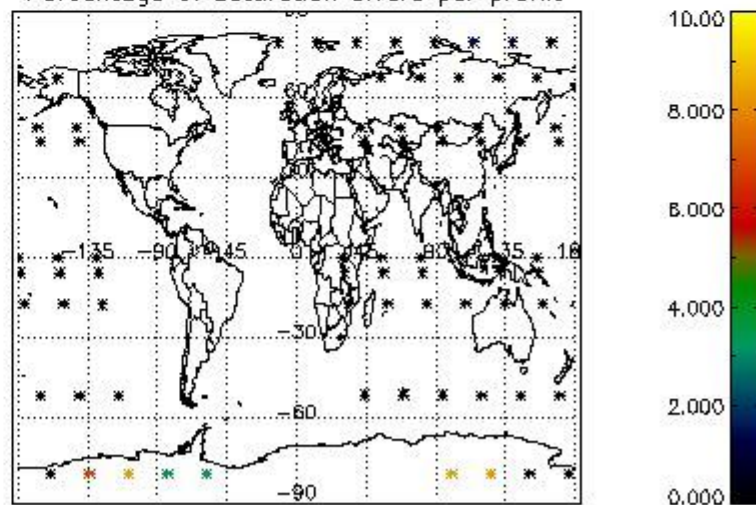
Percentage of datation errors per profile



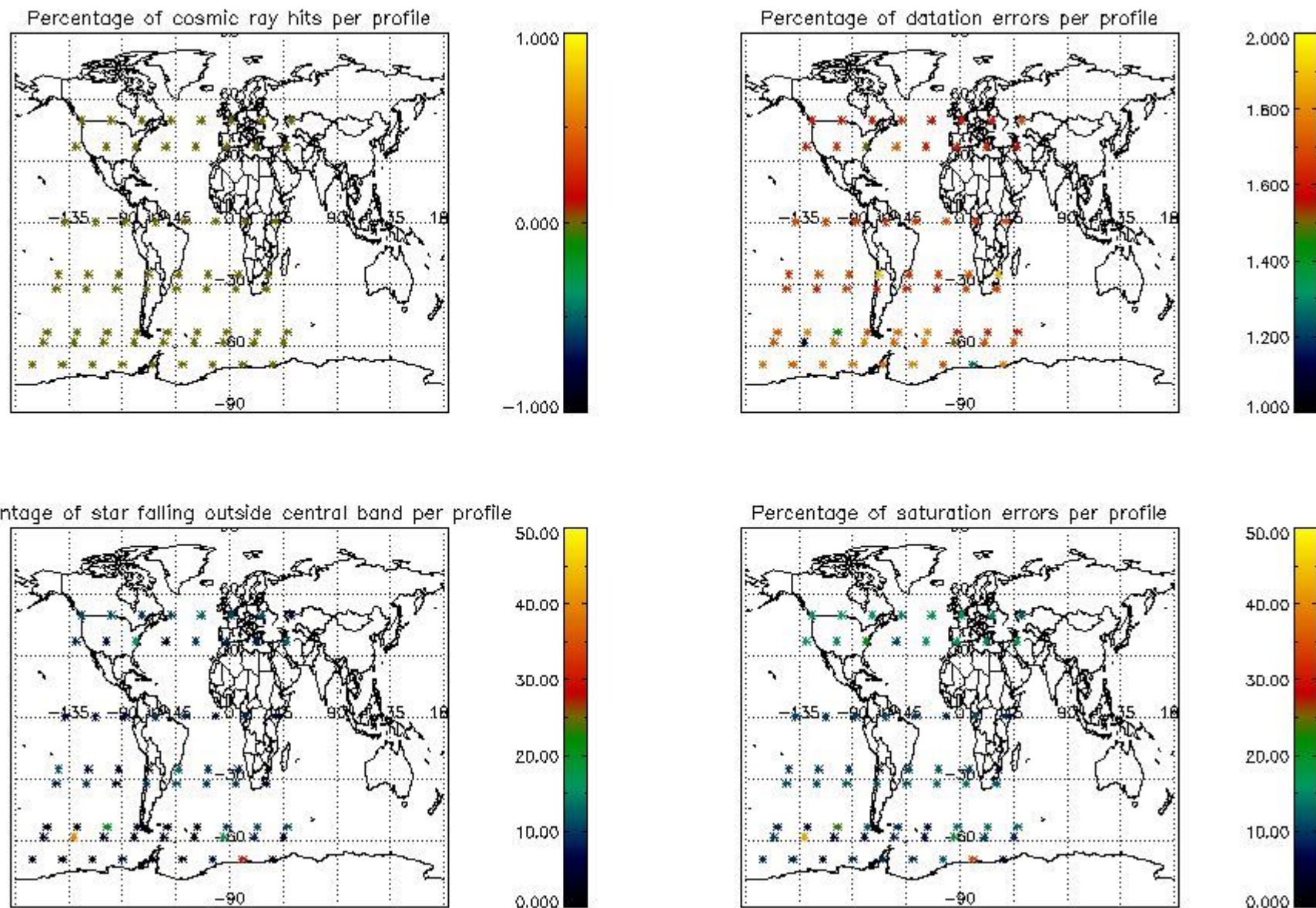
Percentage of star falling outside central band per profile



Percentage of saturation errors per profile



4.2.2 Plot level 1 quality information per product (world map): ENVISAT DESCENDING passes



5. Trace gas profiles

5.1 Ozone statistics based on quality of products

The final quality of the products can be "measured" using the STD (Standard Deviation) attached to every point profile. This information is written to the parameter GOM_NL__2P/NL_LOCAL_SPECIES_DENSITY/o3_std of the level 2 products. The table below shows the statistics for given STD ranges.

The statistics are given with respect to the overall valid production:

- Products without fatal errors: GOM_NL__2P/MPH/PRODUCT_ERR=0
- Valid point profile: GOM_NL__2P/NL_LOCAL_SPECIES_DENSITY/pcd(0)=0

The 'Criteria' is applied to valid points of dark limb products:

- Products in dark limb illumination condition: GOM_NL__2P/NL_SUMMARY_QUALITY/obs_ill_cond=0
- Products without fatal errors: GOM_NL__2P/MPH/PRODUCT_ERR=0
- Valid point profile: GOM_NL__2P/NL_LOCAL_SPECIES_DENSITY/pcd(0)=0

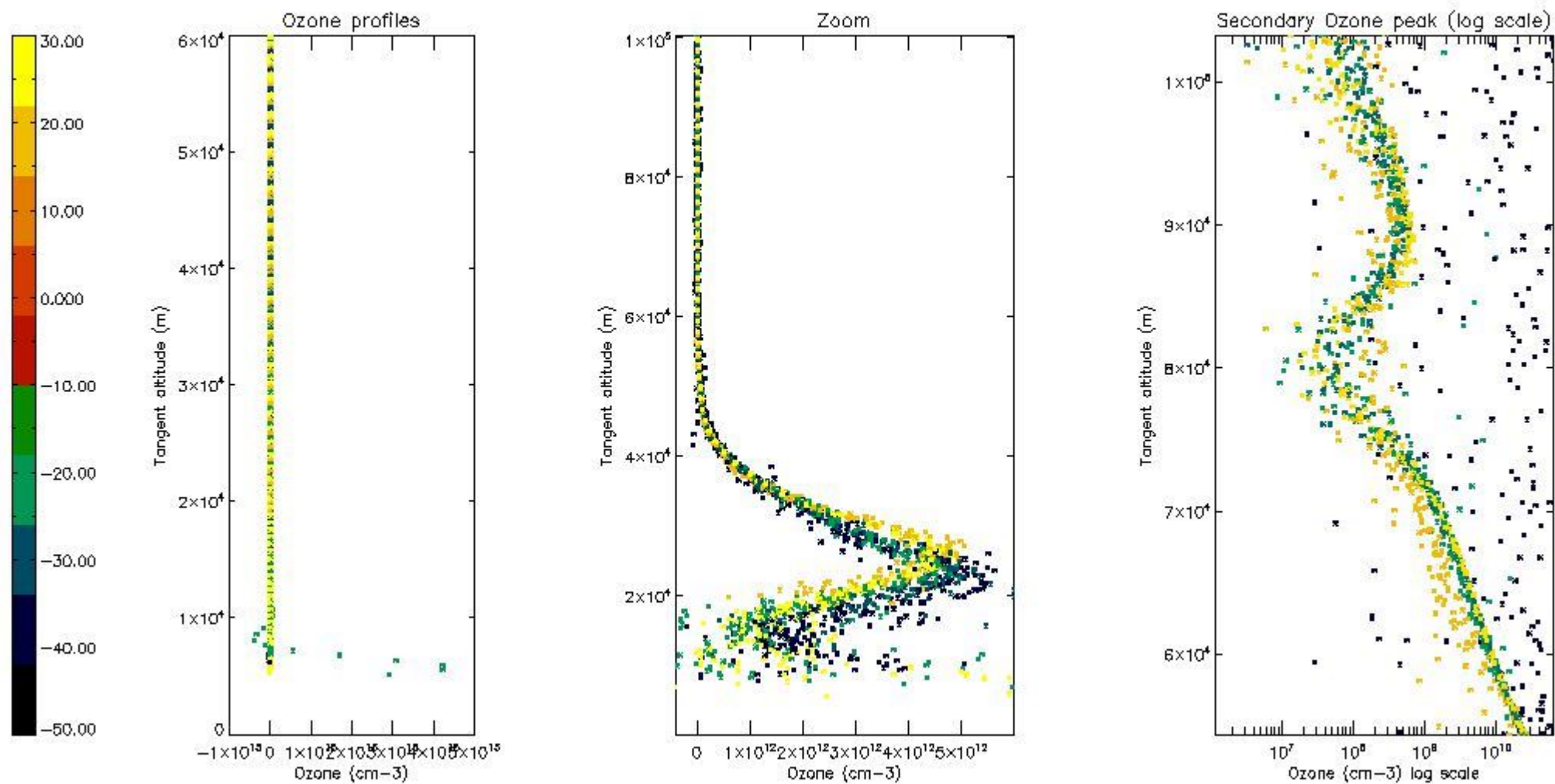
So, the table below shows the percentage of dark limb and valid observations for each criteria with respect to the overall valid daily observations.

Criteria	% of total production
All STD	35
STD < 20	19

STD < 10	14
STD < 5	7

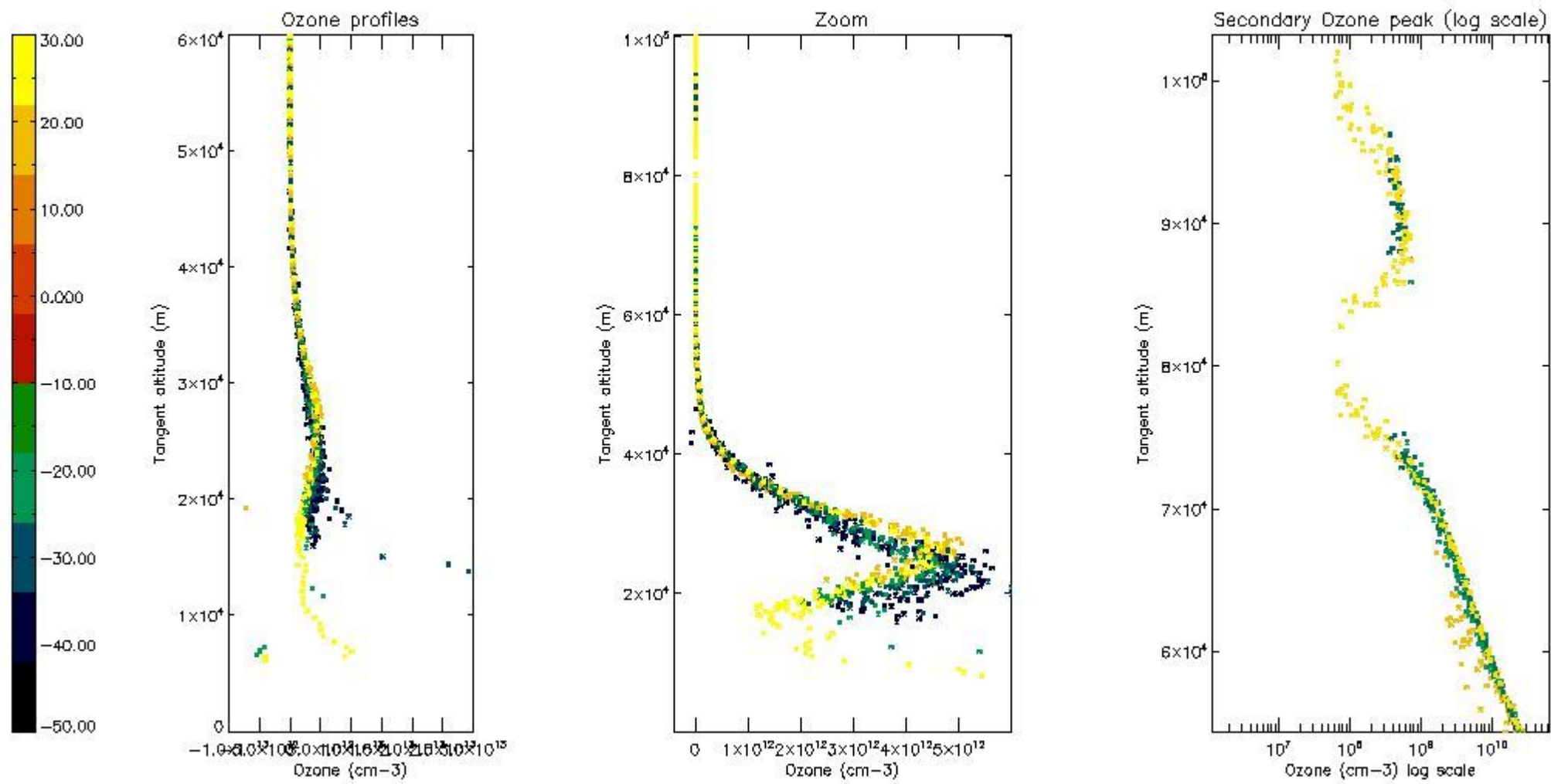
5.2 Plot ozone profiles for all STD (dark without errors)

The colorbar represents the latitude.



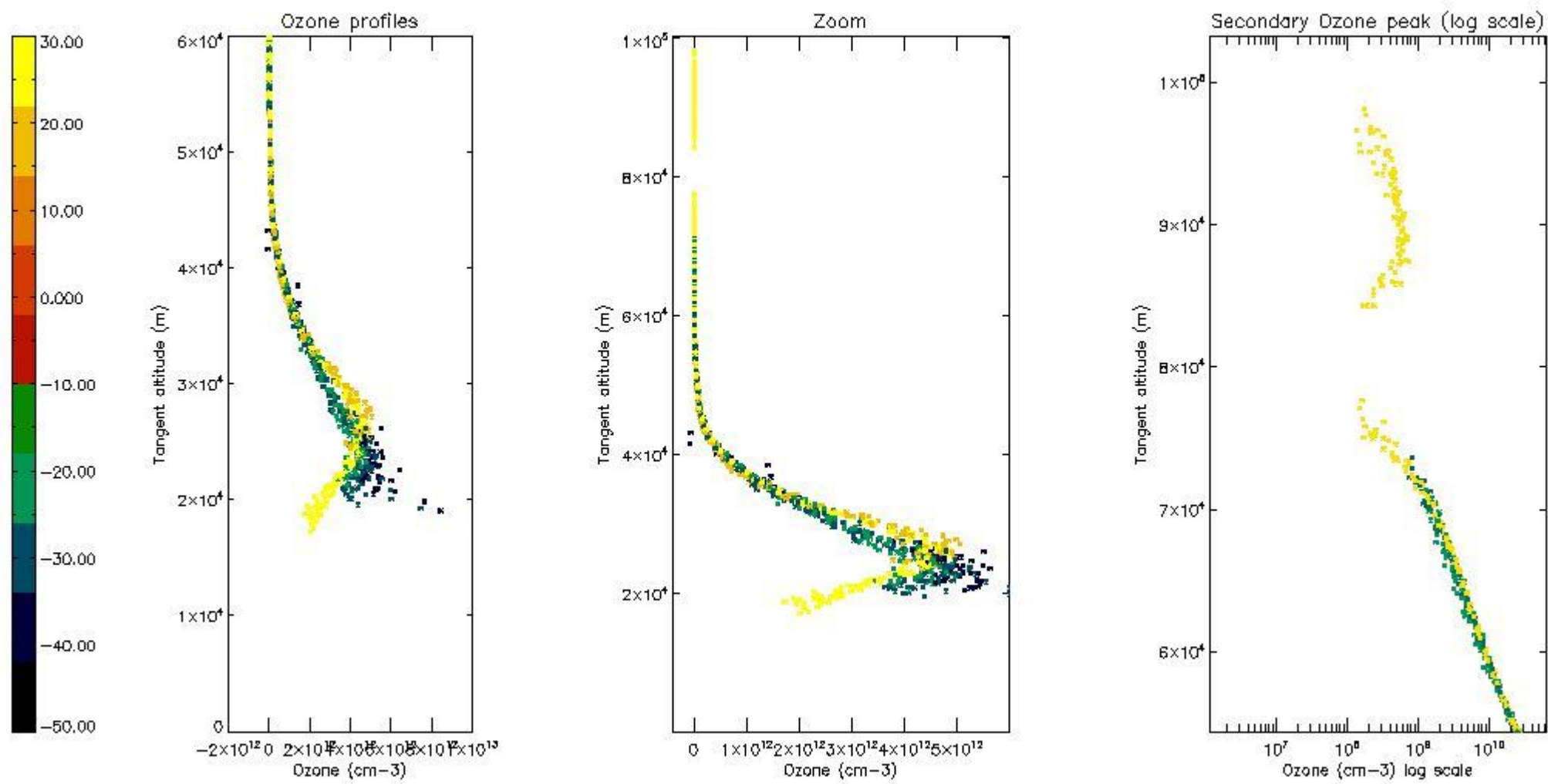
5.3 Plot ozone profiles where STD < 20% (dark without errors)

The colorbar represents the latitude.



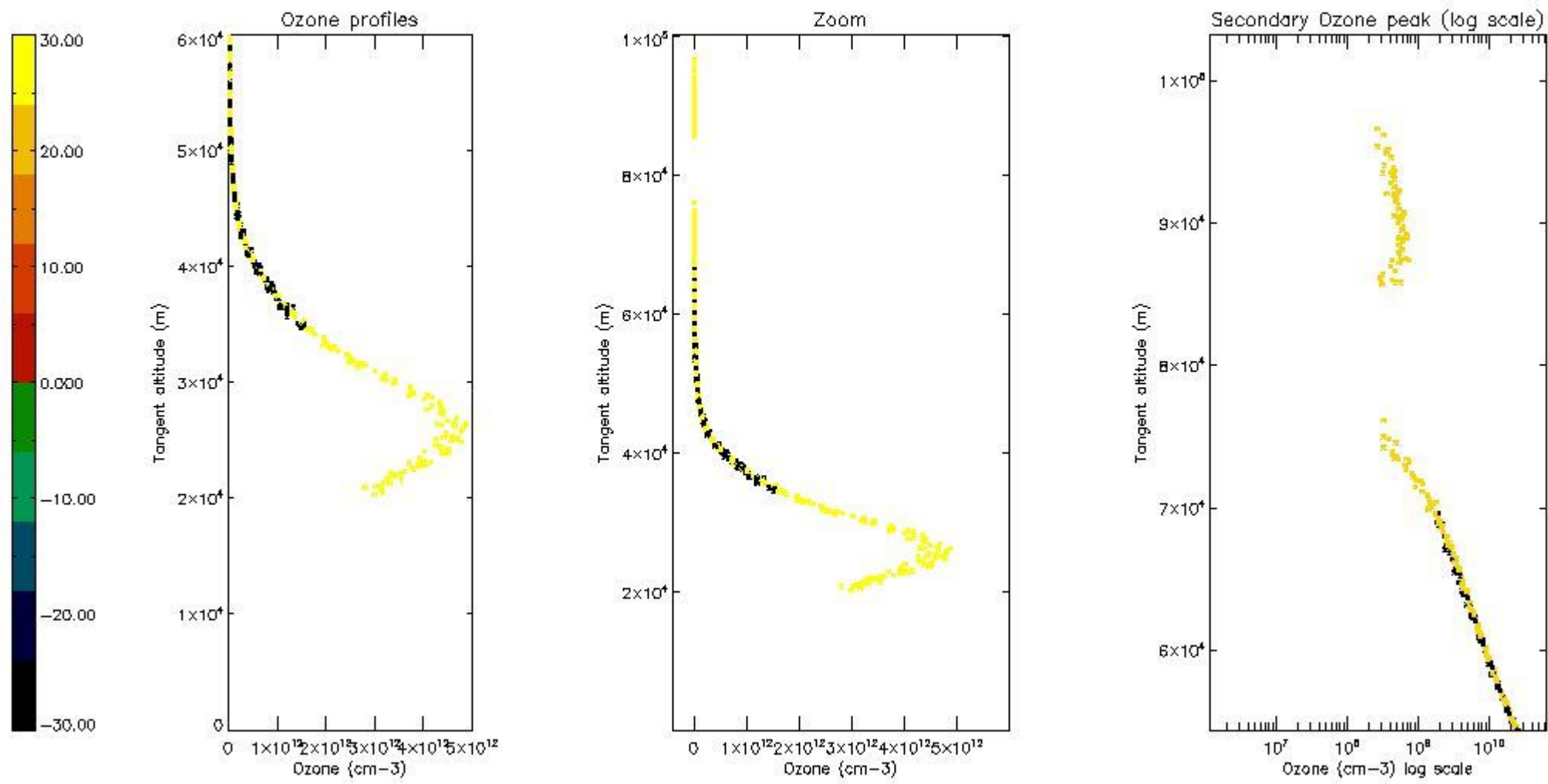
5.4 Plot ozone profiles where $STD < 10\%$ (dark without errors)

The colorbar represents the latitude.



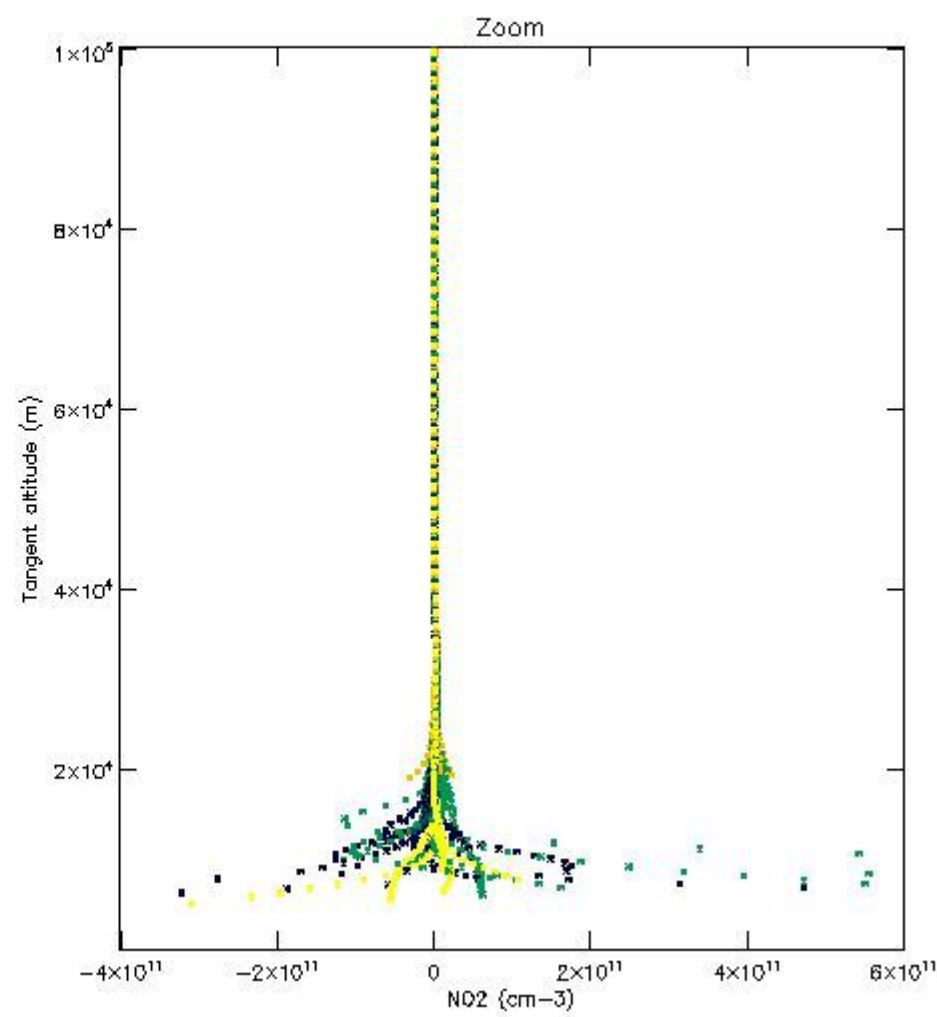
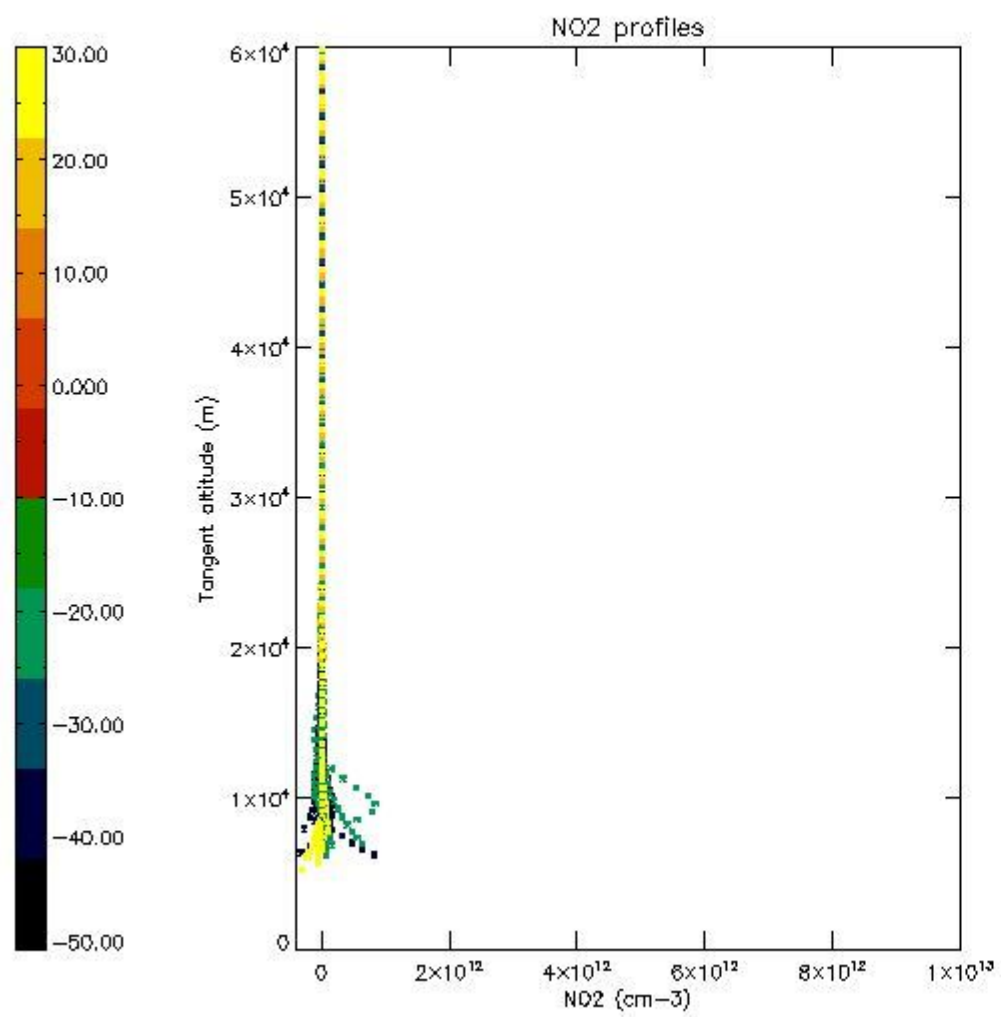
5.5 Plot ozone profiles where STD < 5% (dark without errors)

The colorbar represents the latitude.



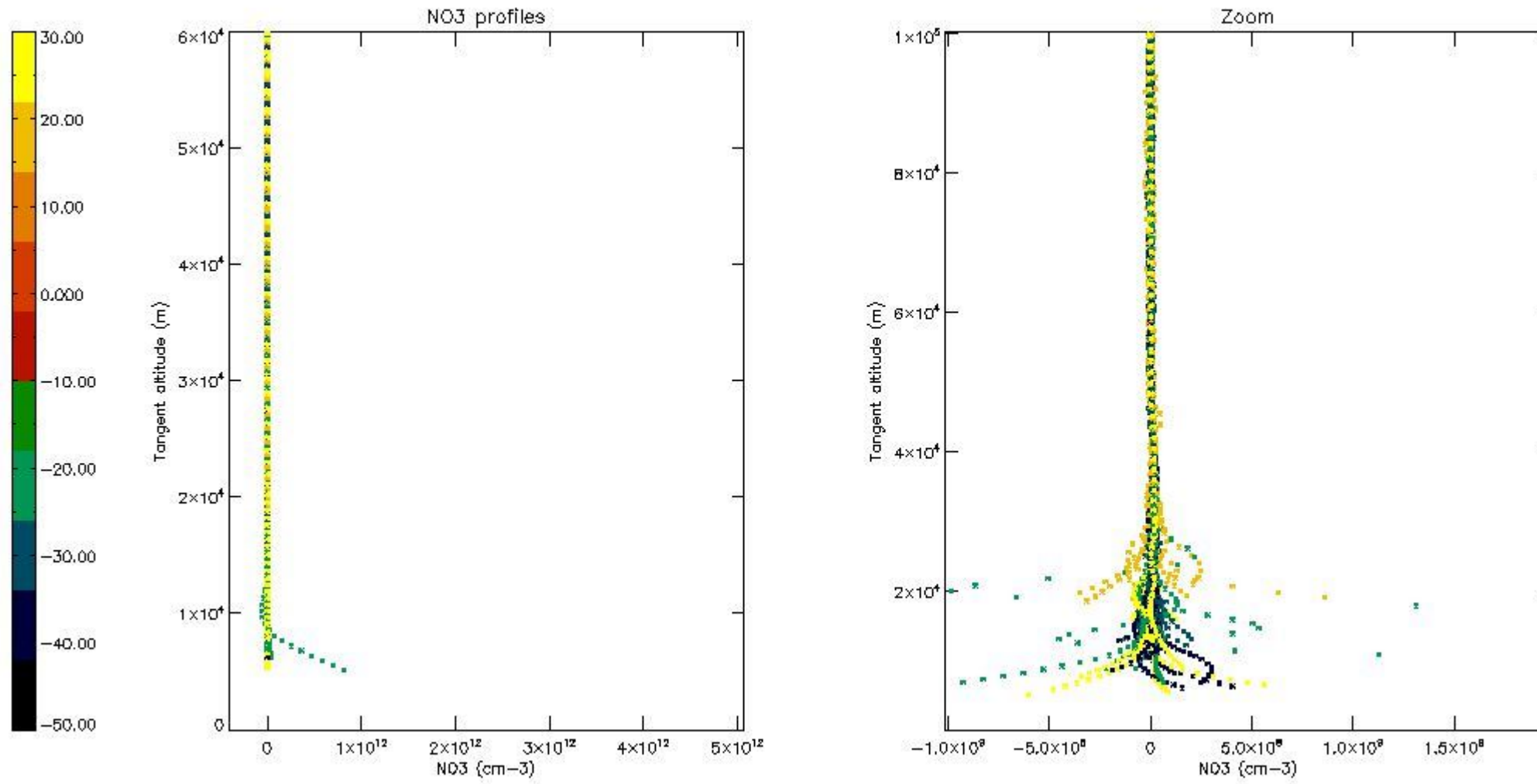
5.6 Plot NO₂ profiles for all STD (dark without errors)

The colorbar represents the latitude.



5.7 Plot NO3 profiles for all STD (dark without errors)

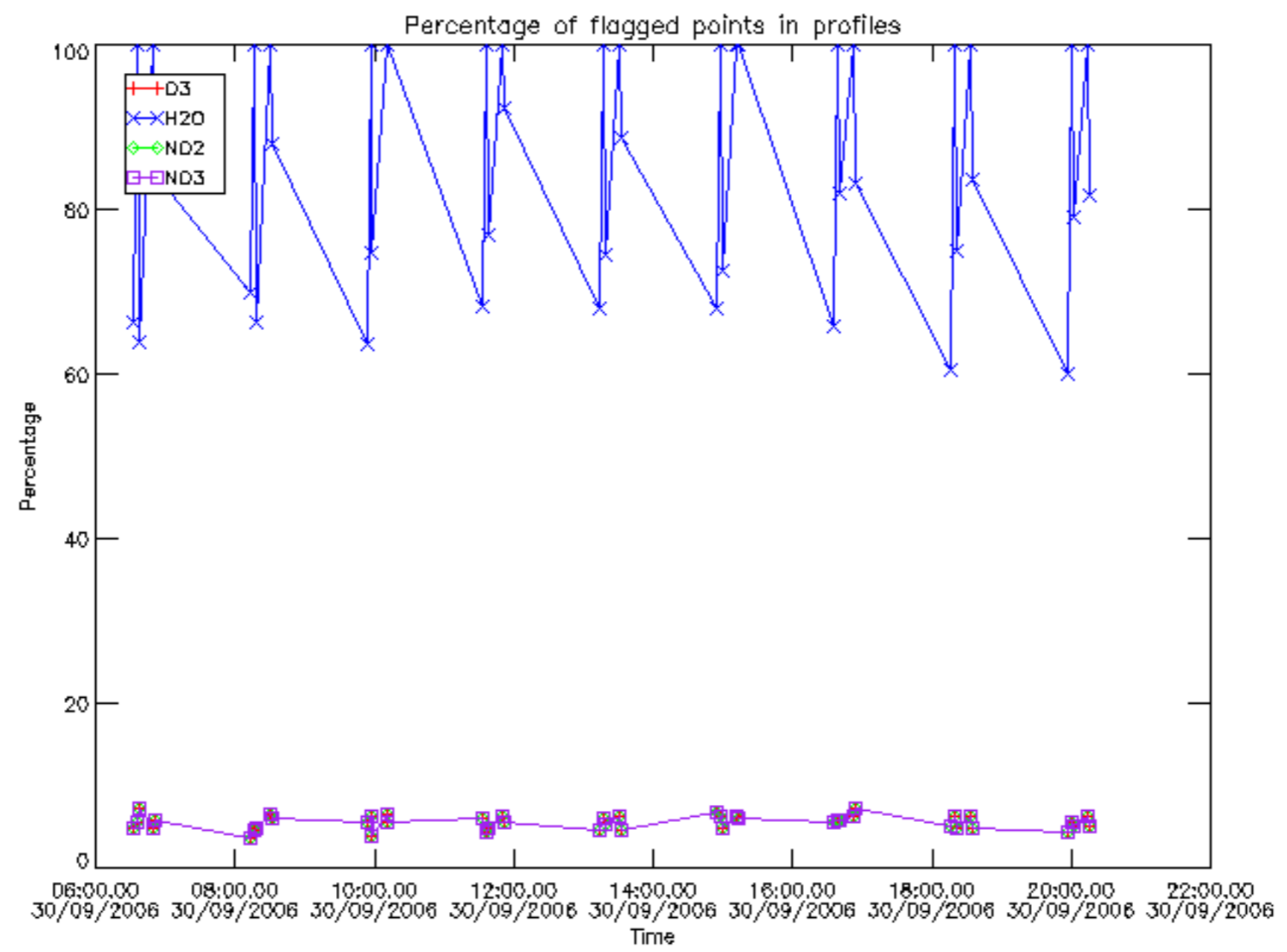
The colorbar represents the latitude.



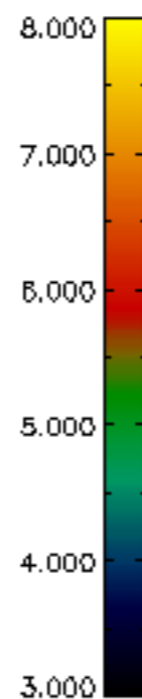
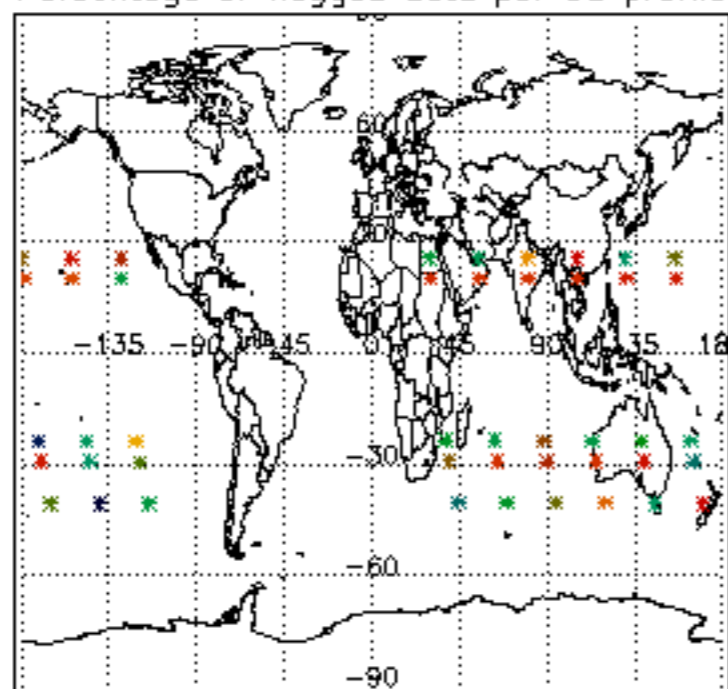
6. Auxiliary Data Files used for the production reported in section 2

The number reported in the third column indicates since which file (see list in section 2) the corresponding auxiliary file has been used. The fourth column is the date of those product files.

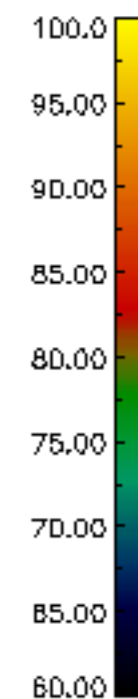
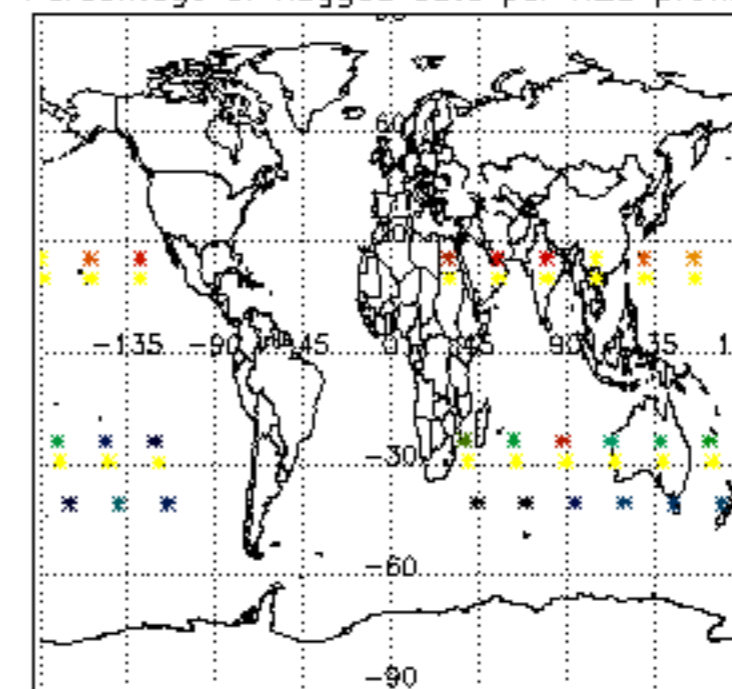
Type	Auxiliary Filename	Used since product	Used since product date
INST_PHYS_CHARACTERISTICS	GOM_INS_AXVIEC20091111_143220_20030716_120000_20500101_000000	1	30-SEP-2006 06:01:33
LEVEL-2_PROC_CONFIG	GOM_PR2_AXVIEC20091111_152718_20020301_000000_20500101_000000	1	30-SEP-2006 06:01:33
CROSS_SECTIONS_FILE	GOM_CRS_AXVIEC20091111_154832_20020301_000000_20500101_000000	1	30-SEP-2006 06:01:33



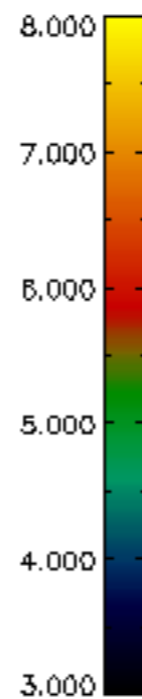
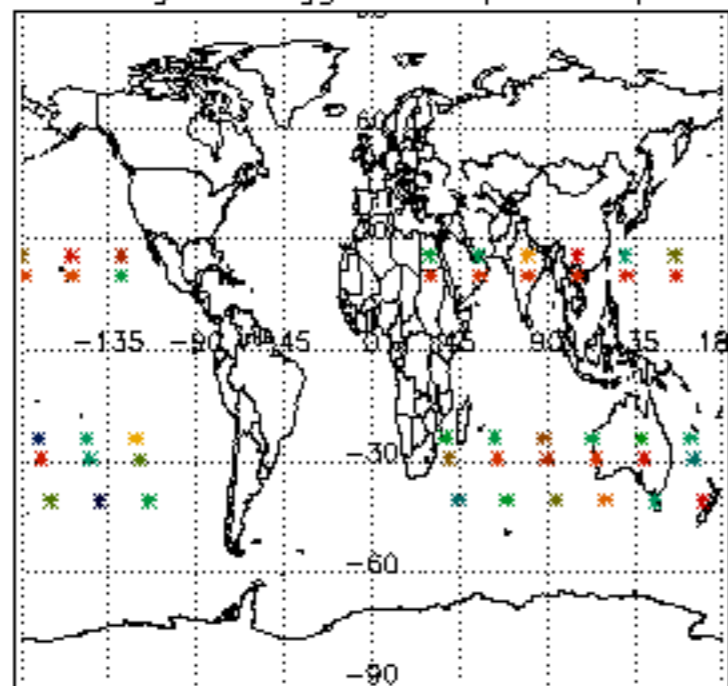
Percentage of flagged data per D3 profile



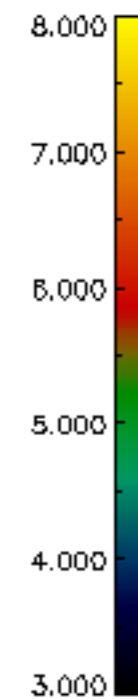
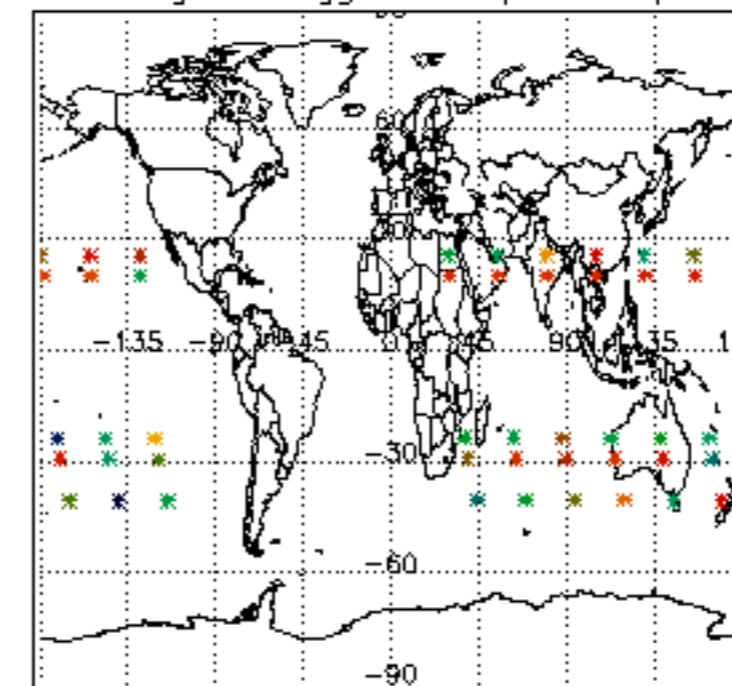
Percentage of flagged data per H2O profile

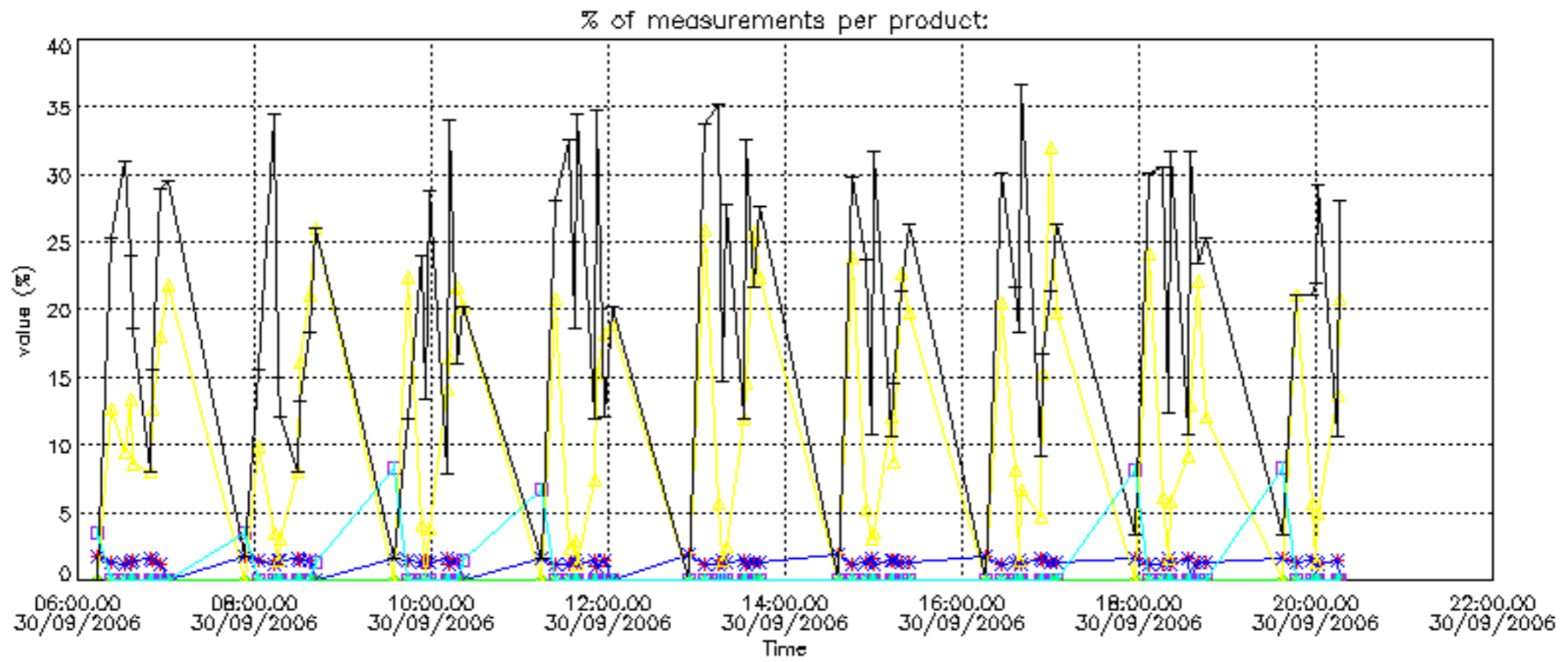


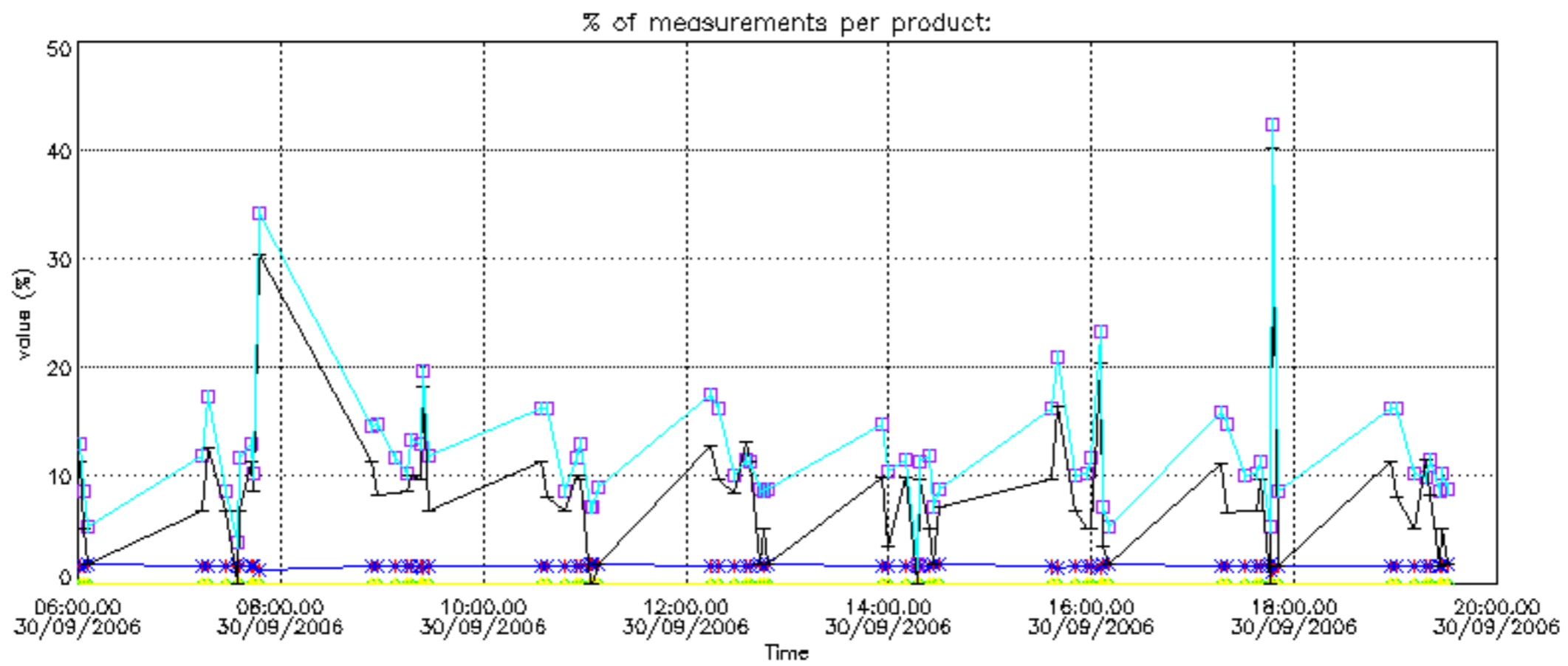
Percentage of flagged data per NO2 profile



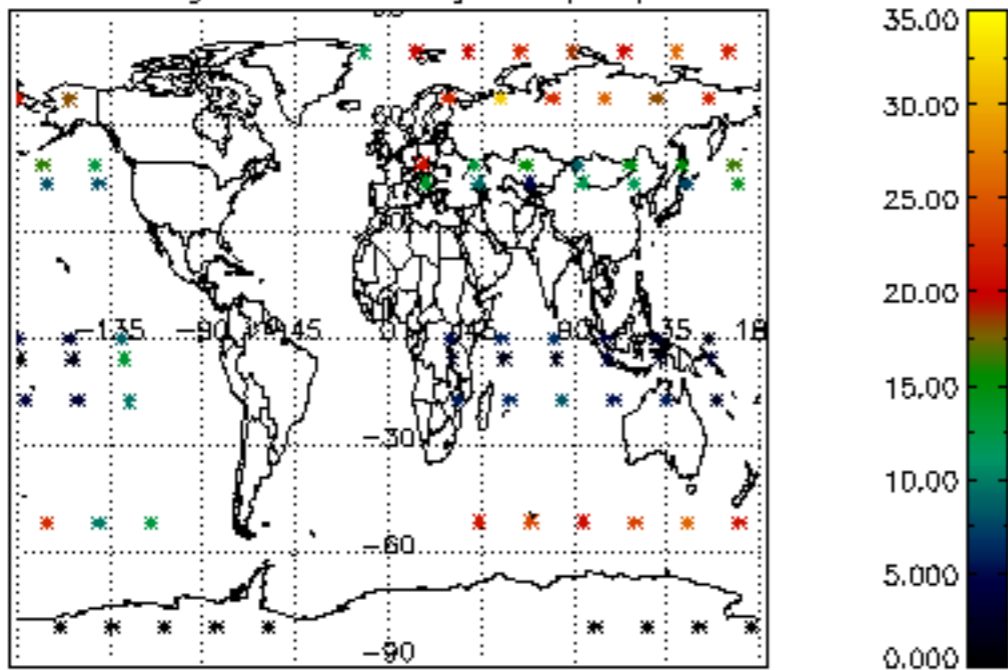
Percentage of flagged data per NO3 profile



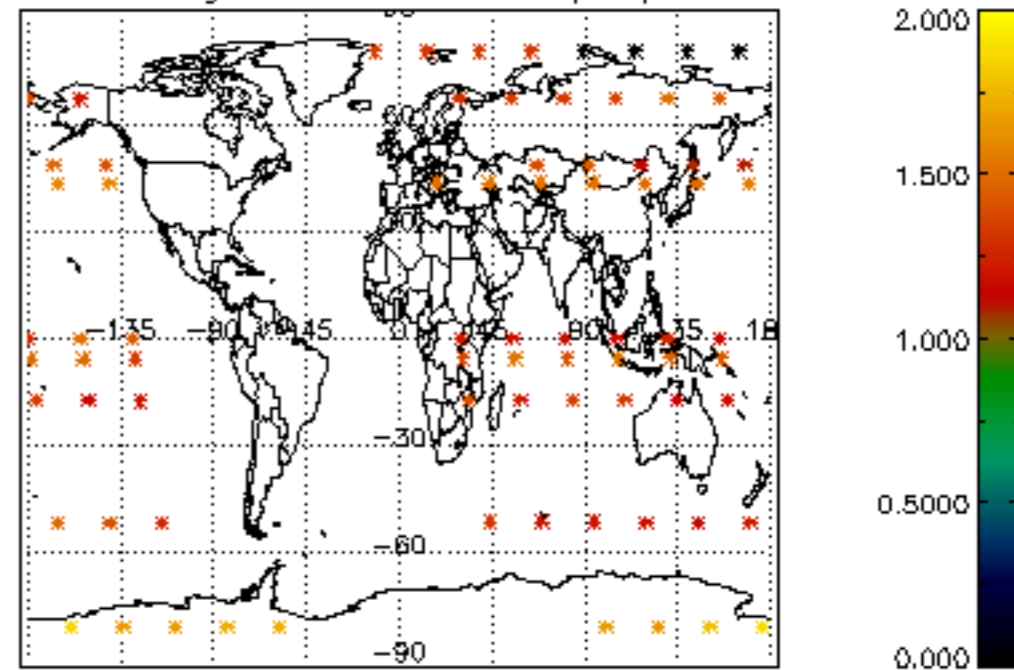




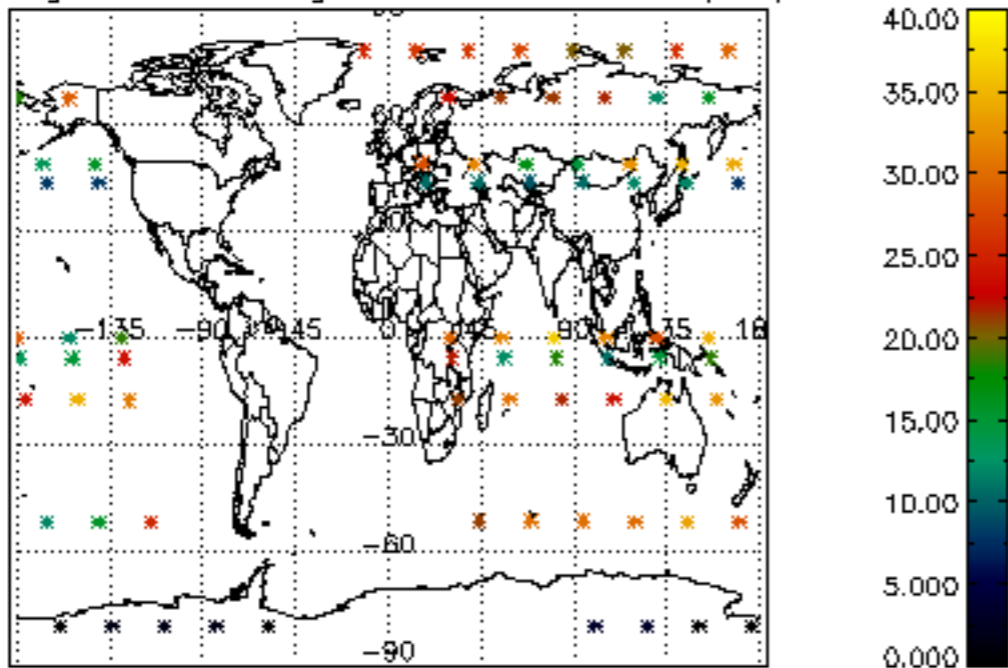
Percentage of cosmic ray hits per profile



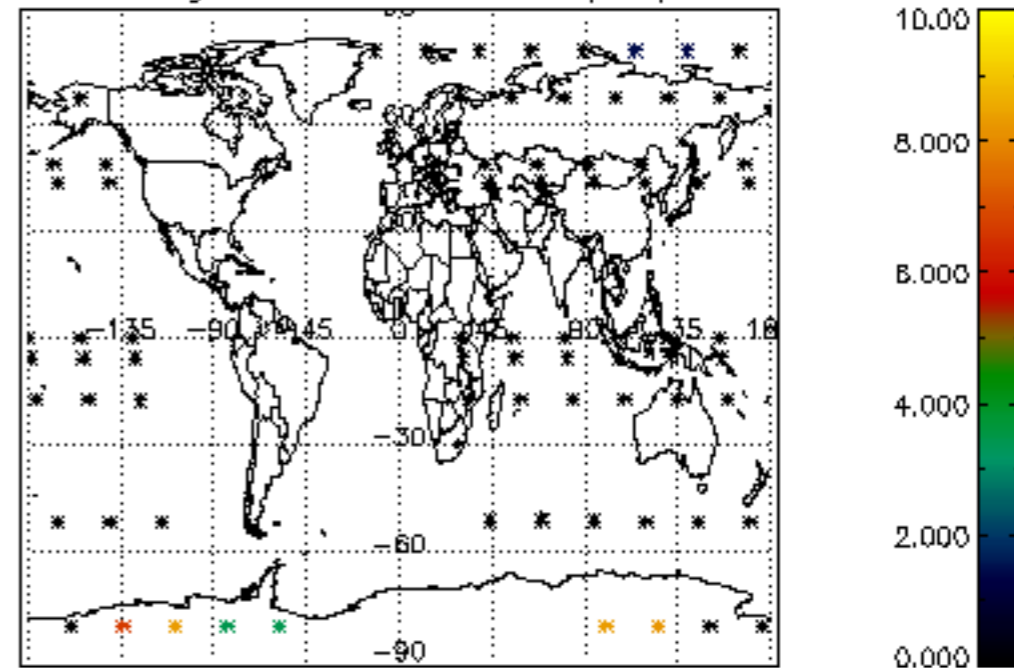
Percentage of datation errors per profile



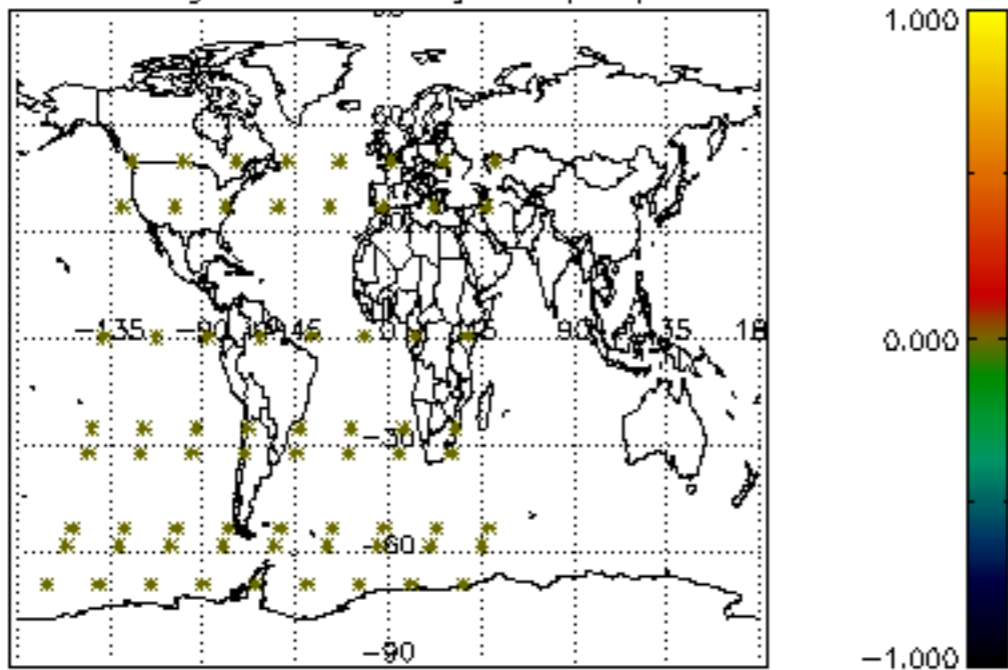
Percentage of star falling outside central band per profile



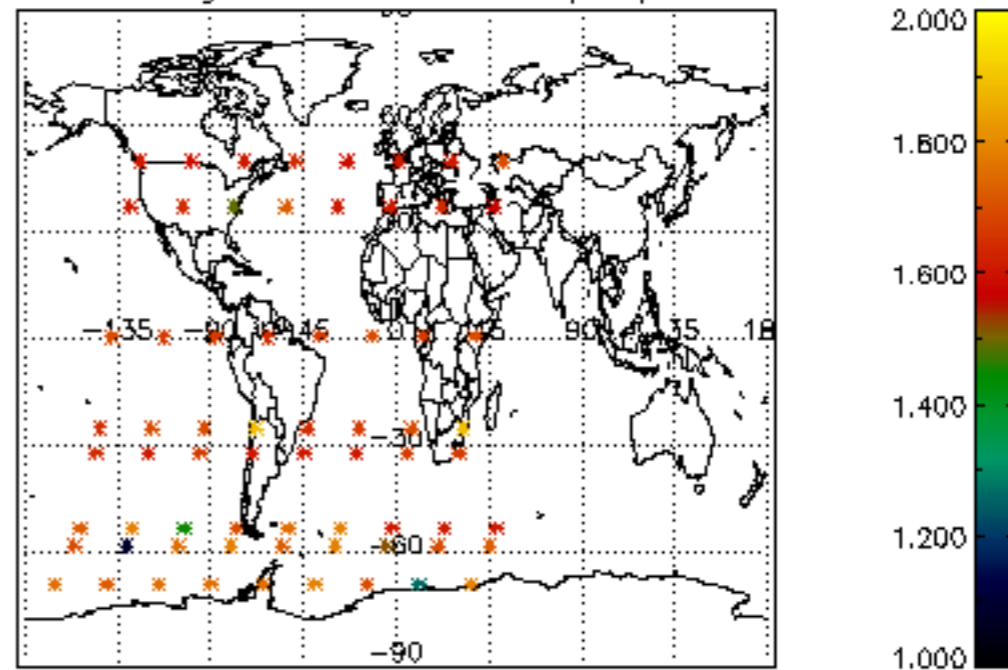
Percentage of saturation errors per profile



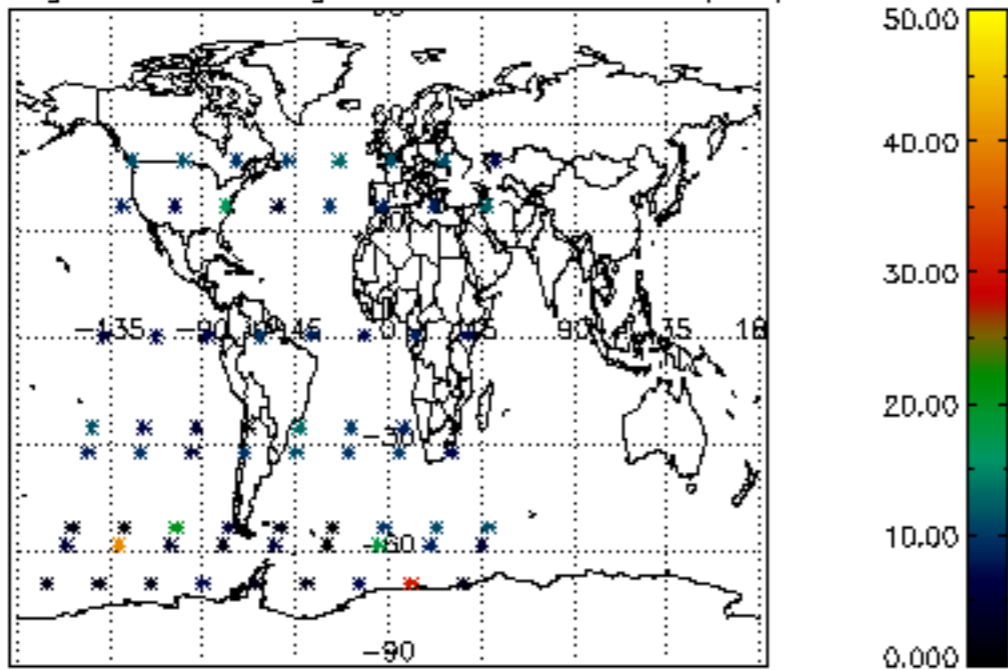
Percentage of cosmic ray hits per profile



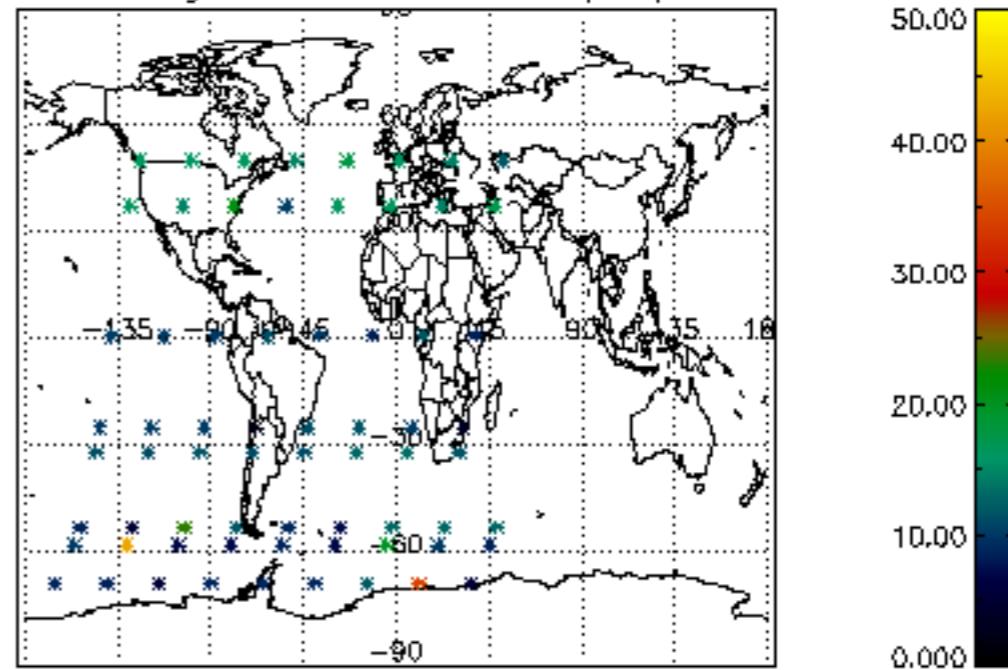
Percentage of datation errors per profile

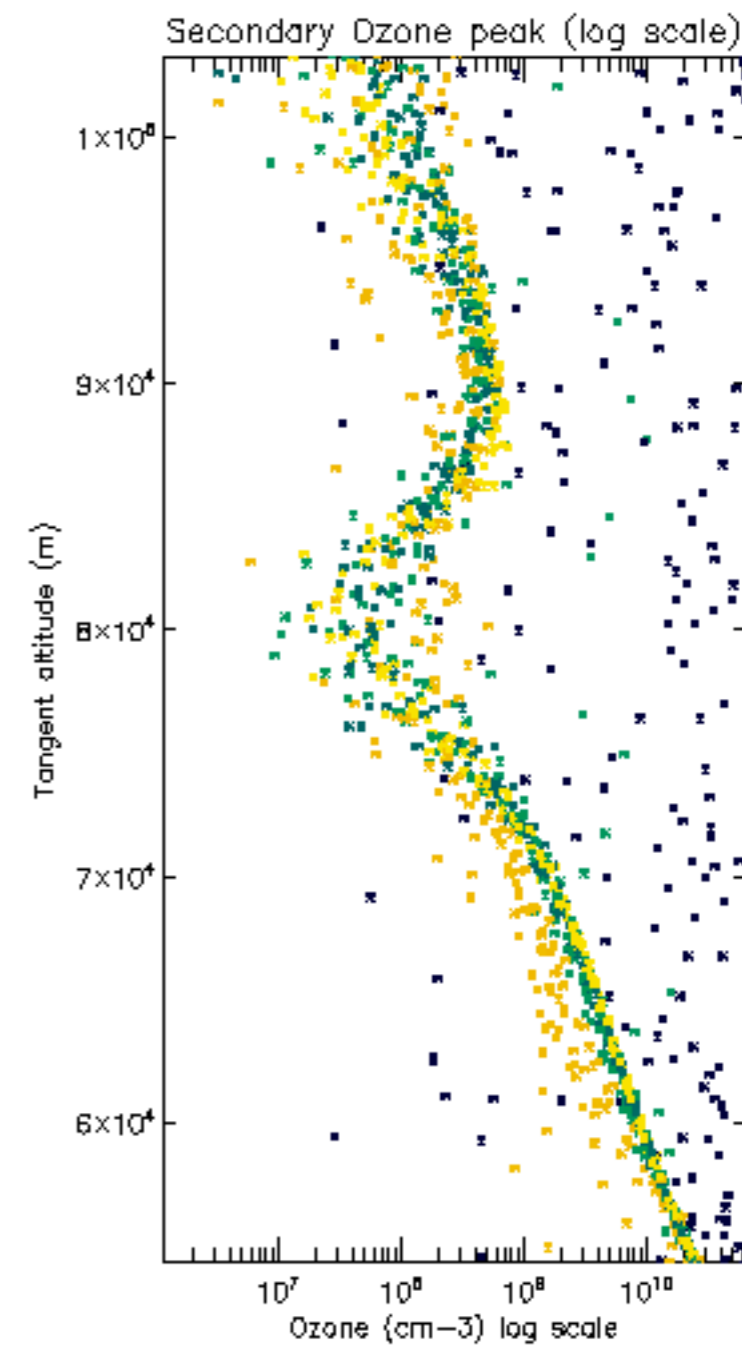
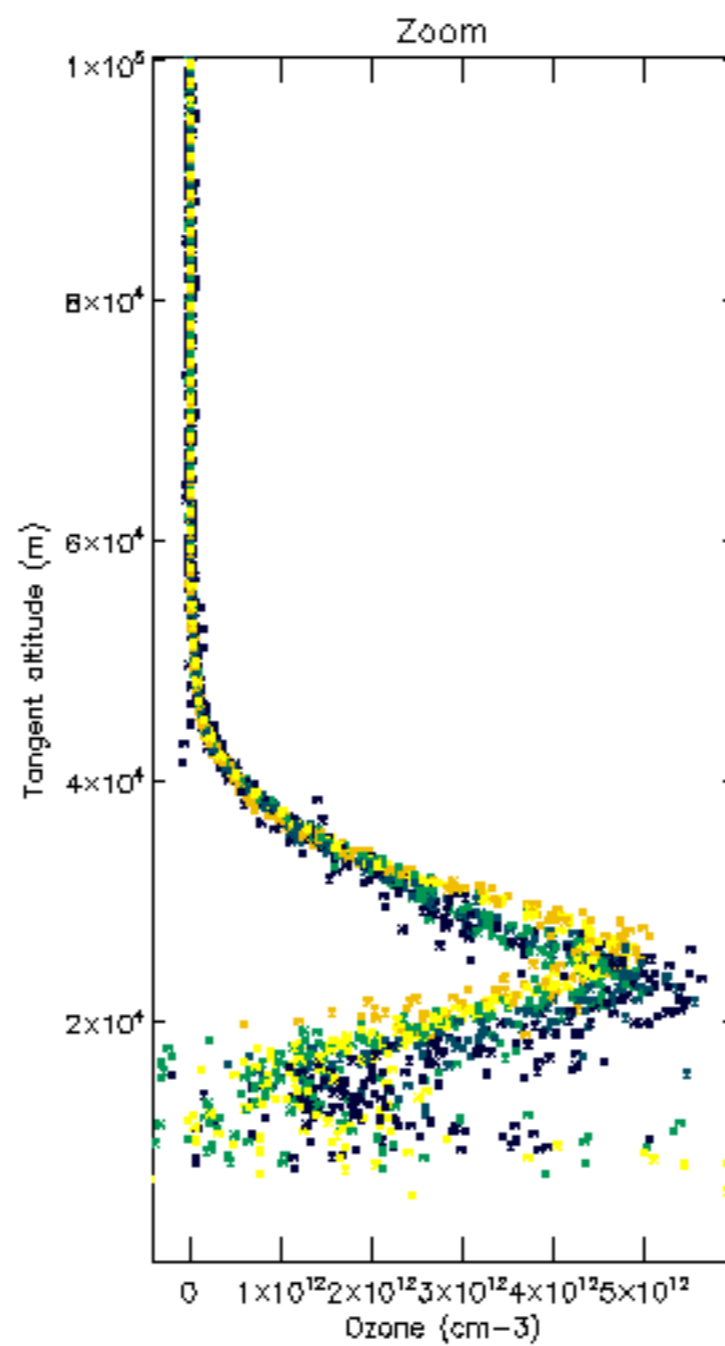
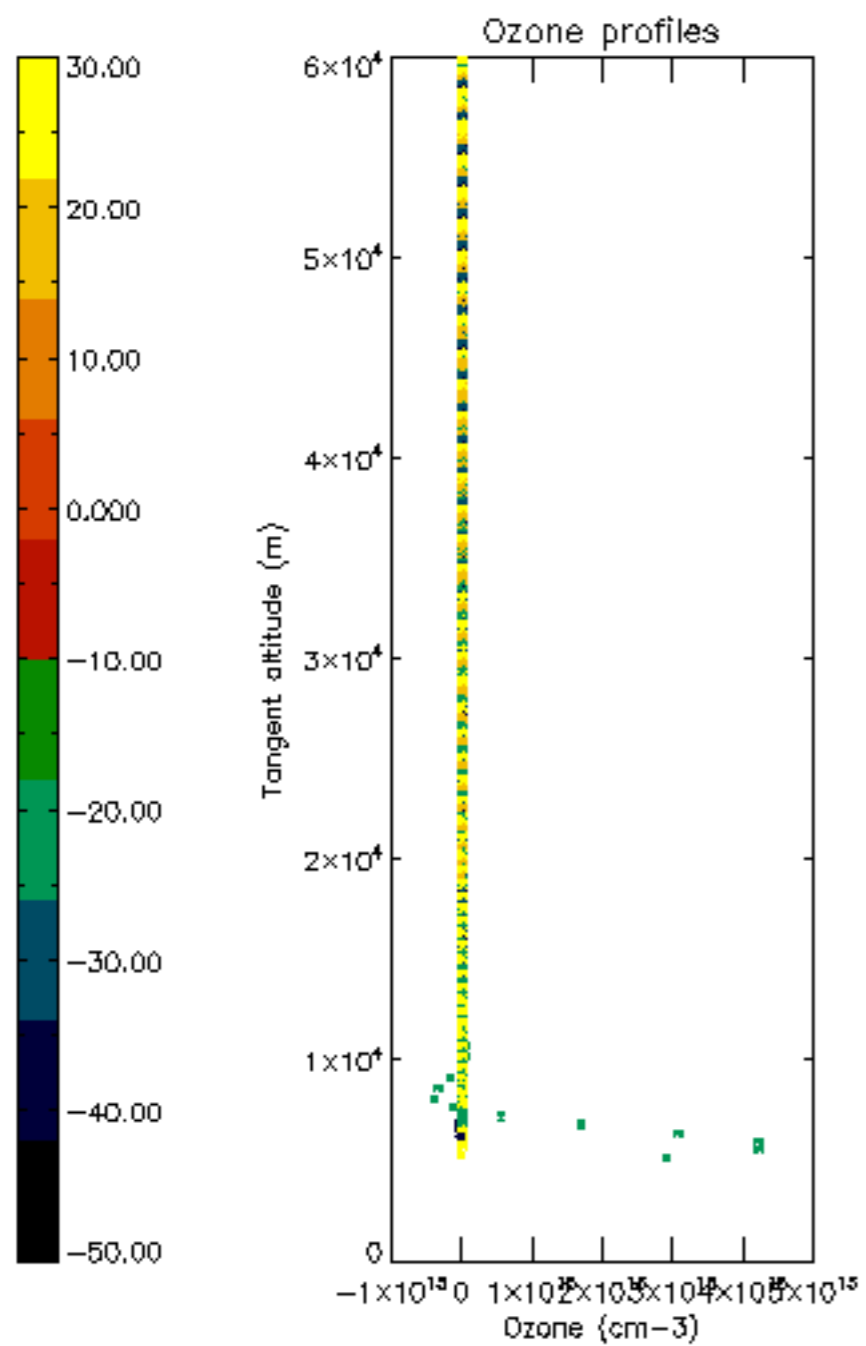


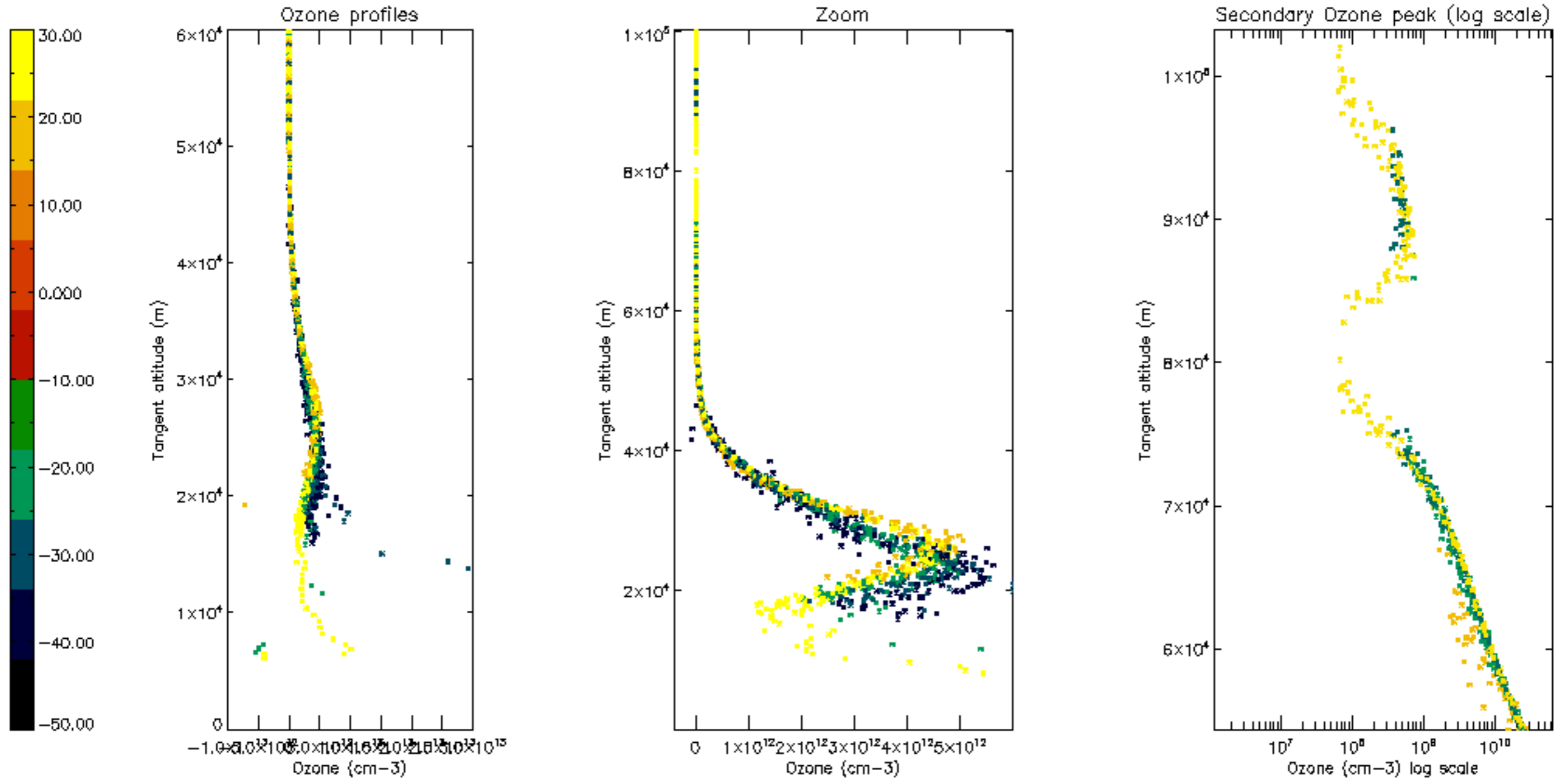
Percentage of star falling outside central band per profile

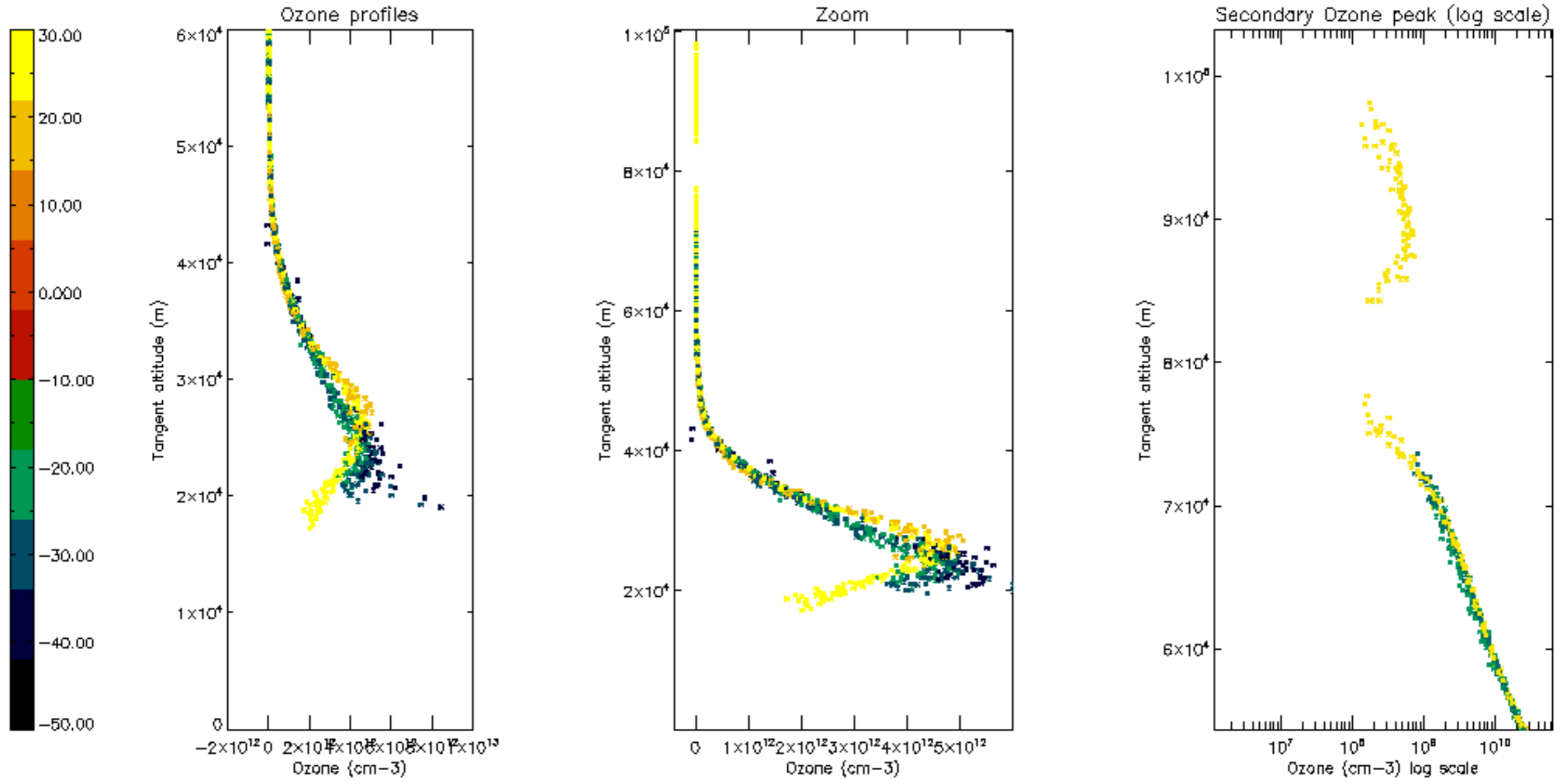


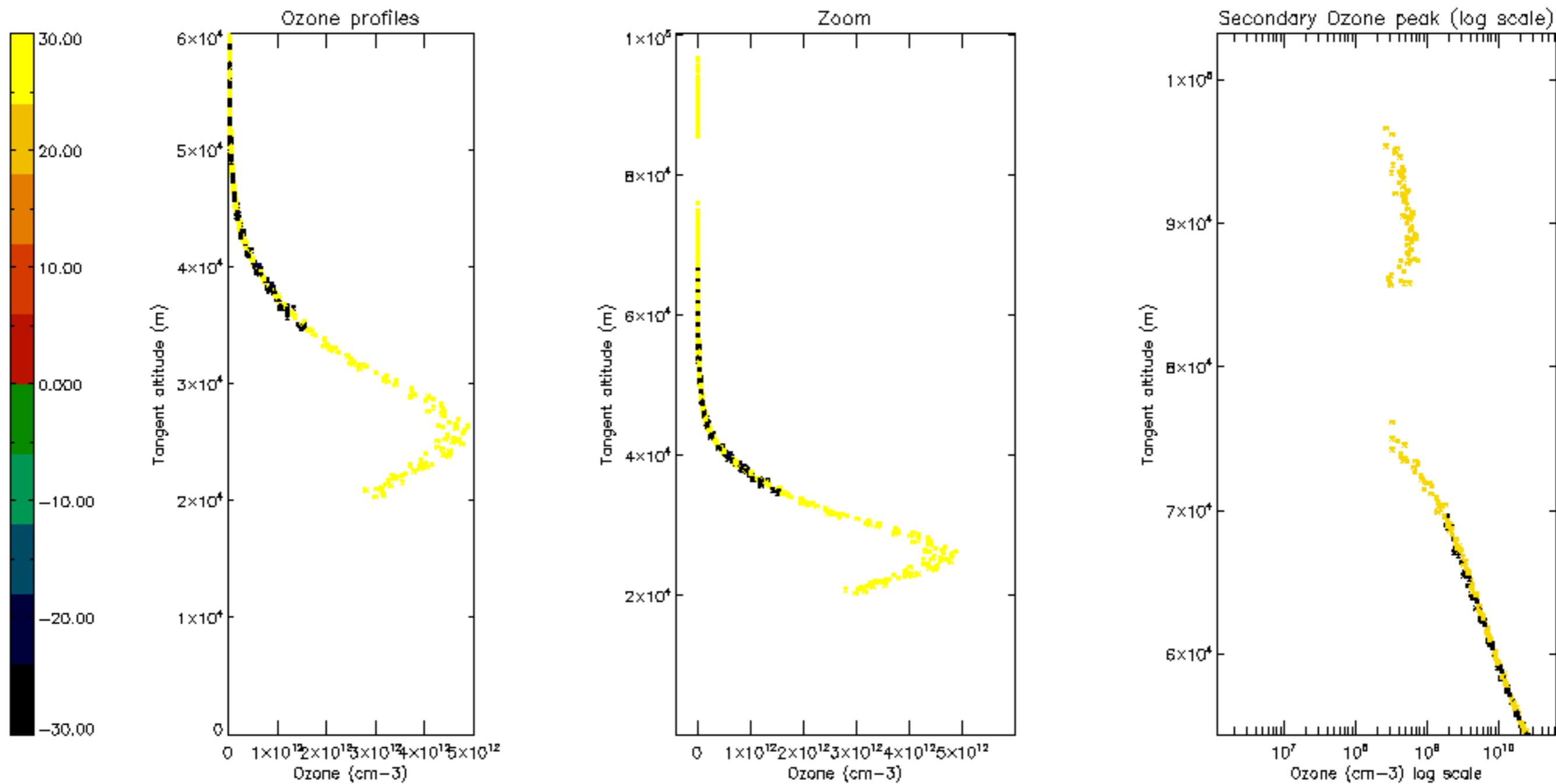
Percentage of saturation errors per profile

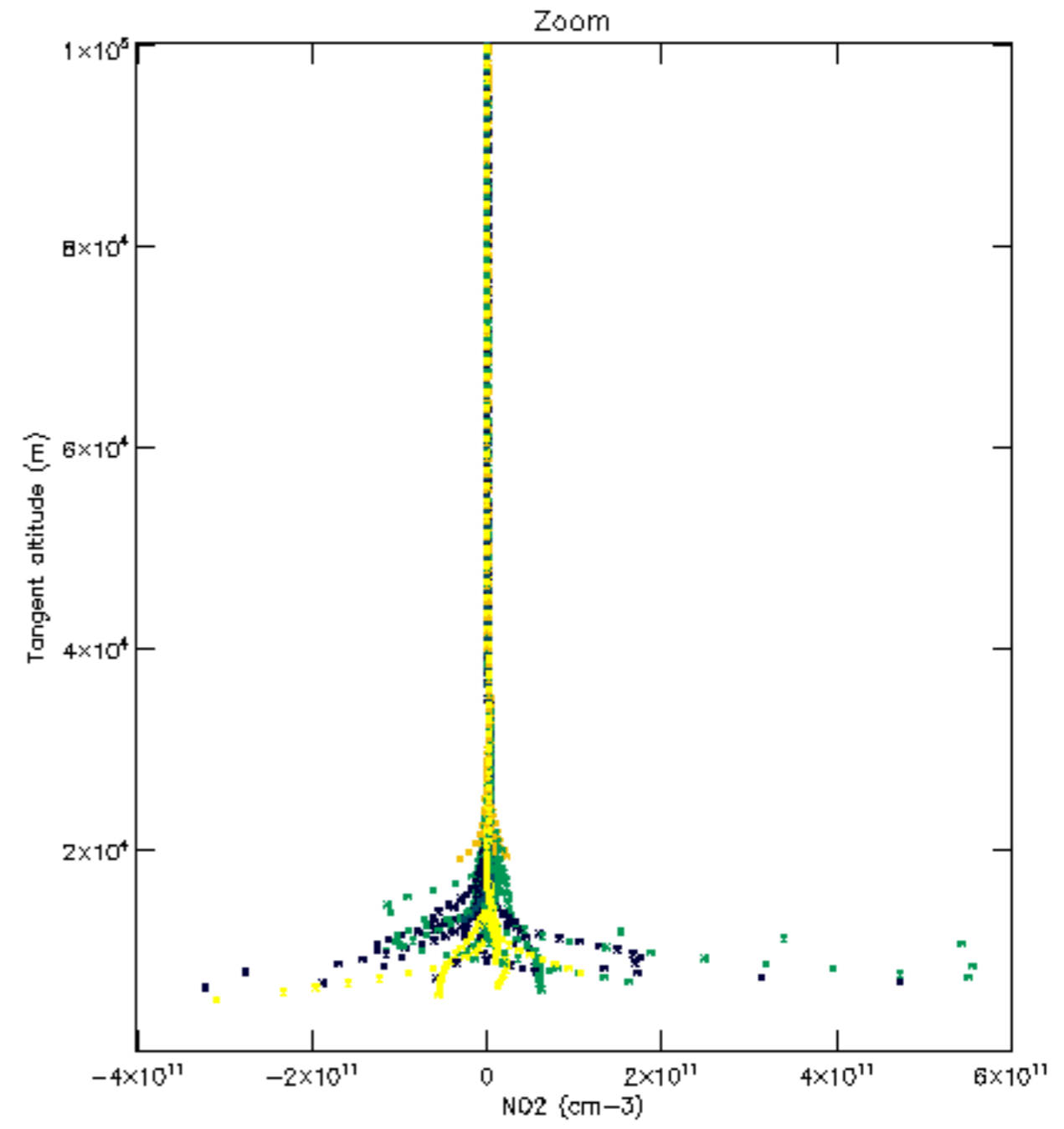
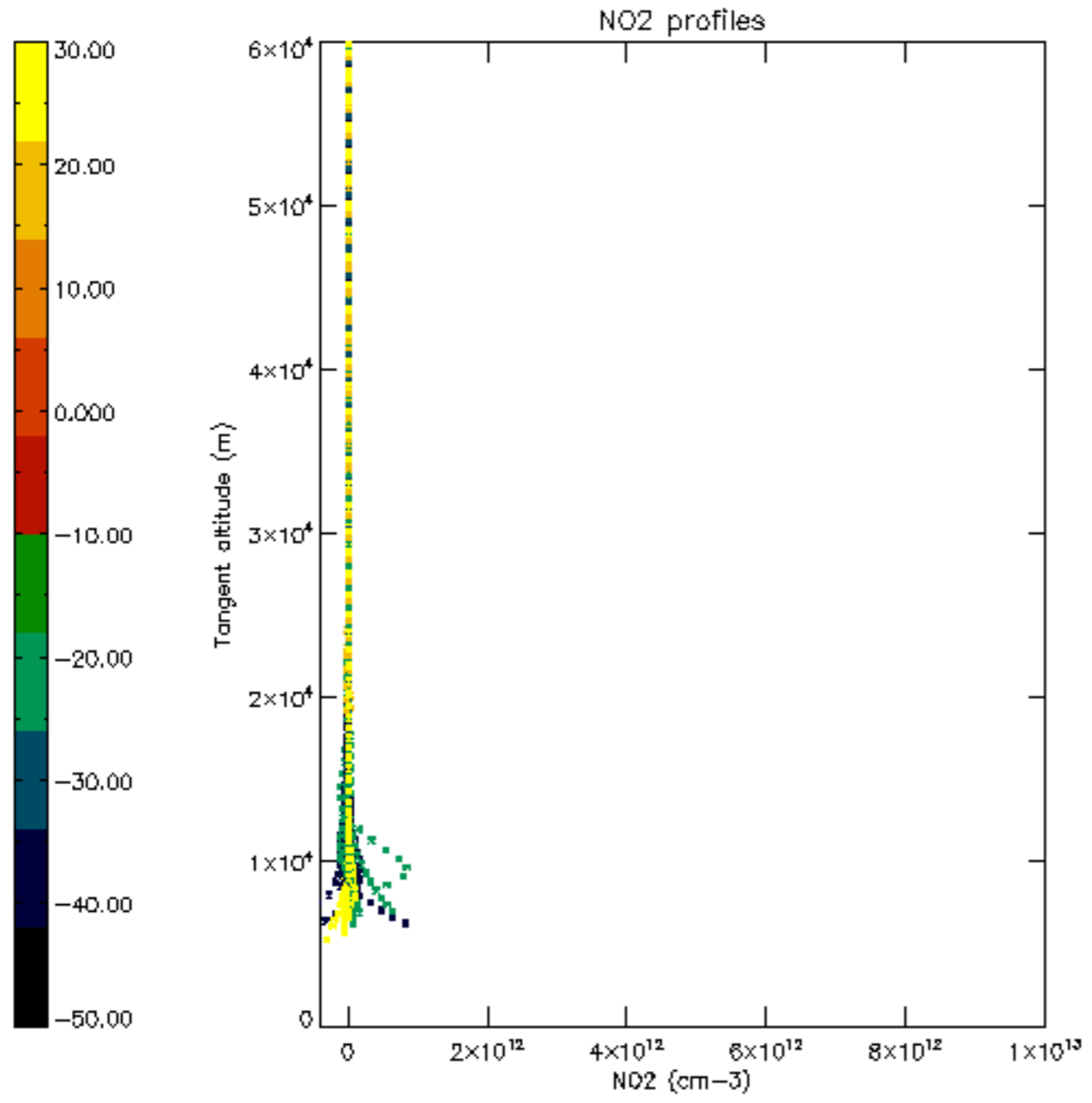


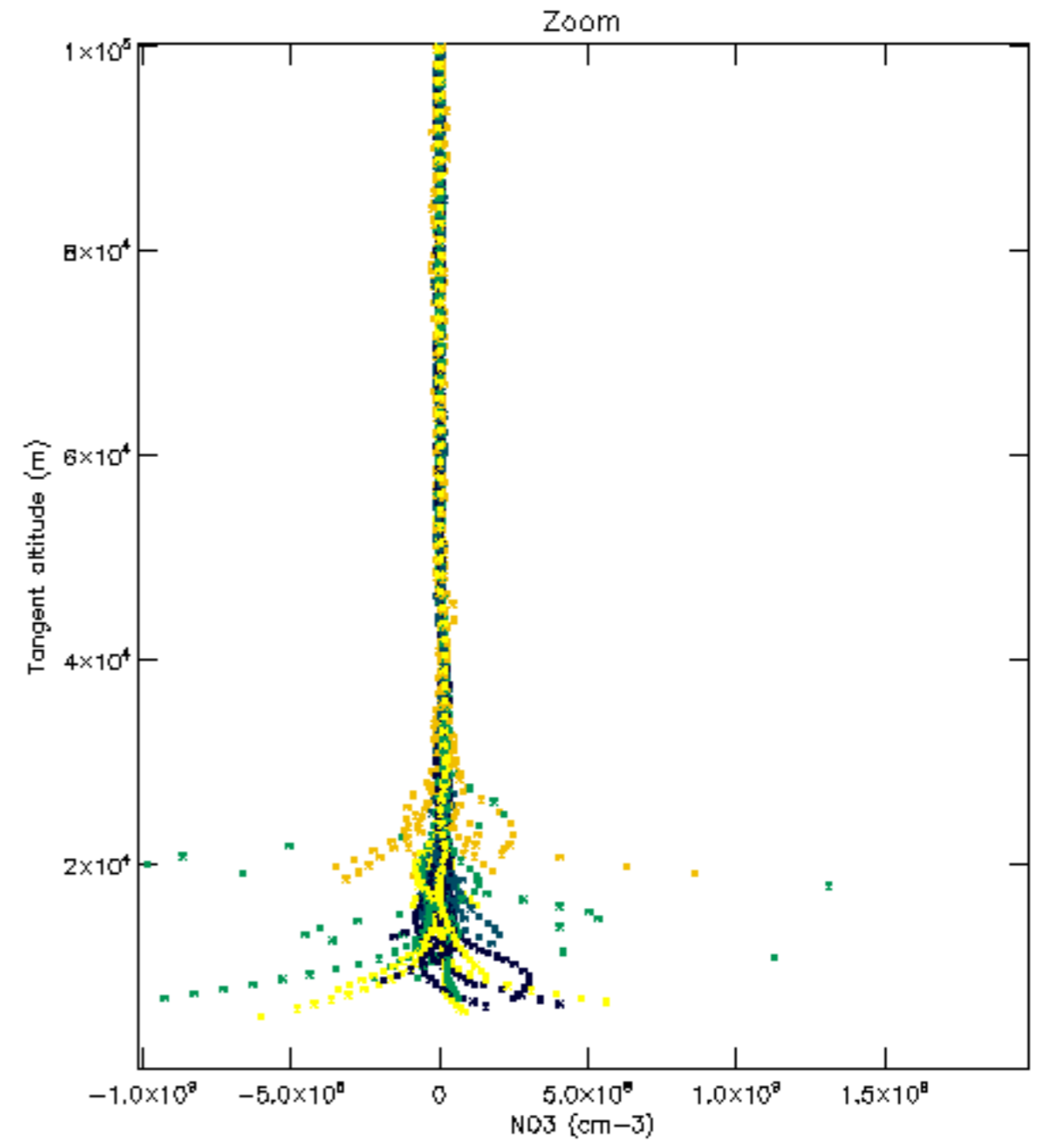
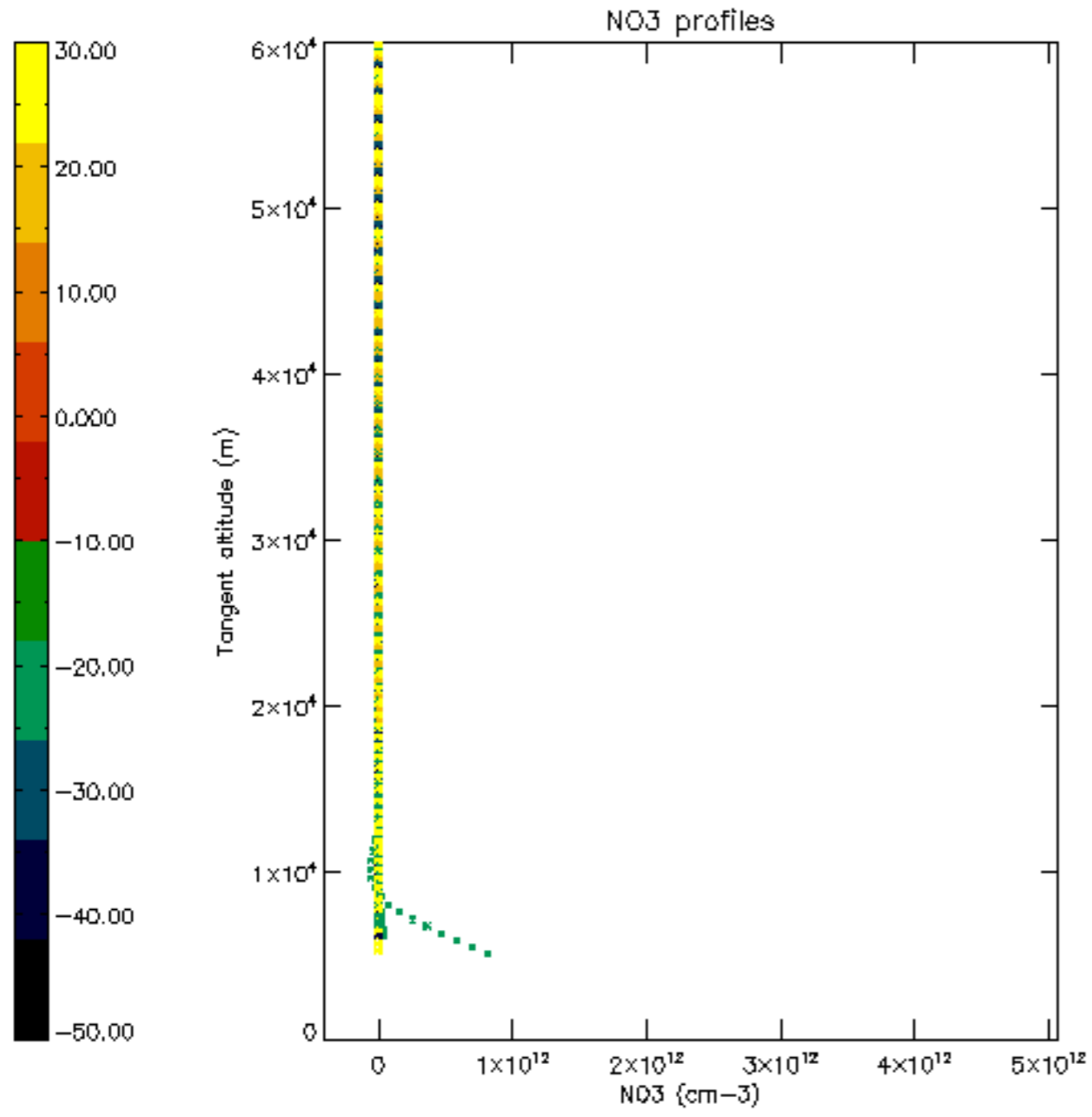


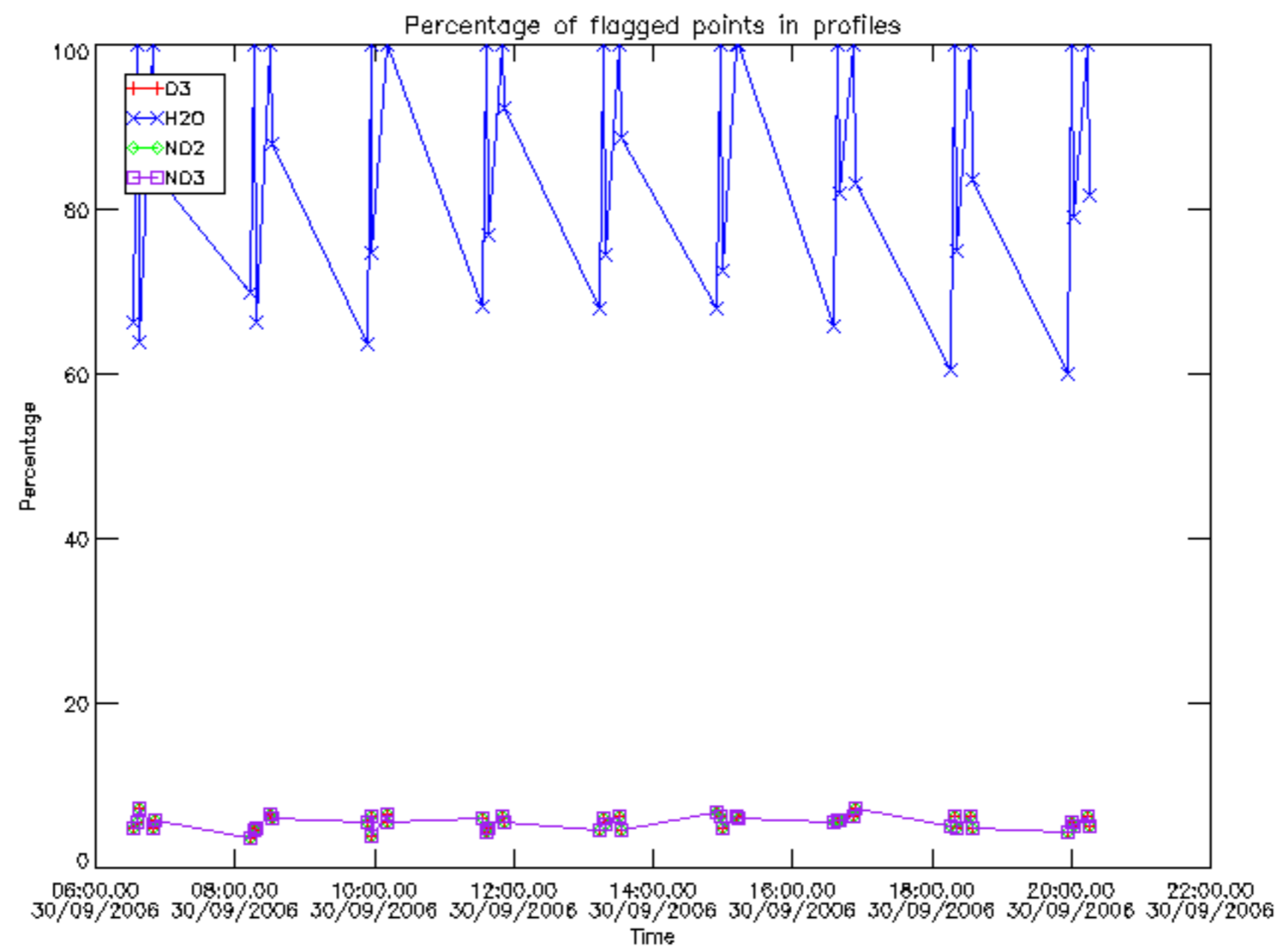




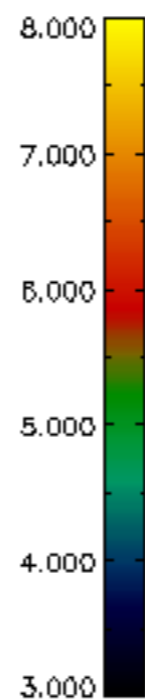
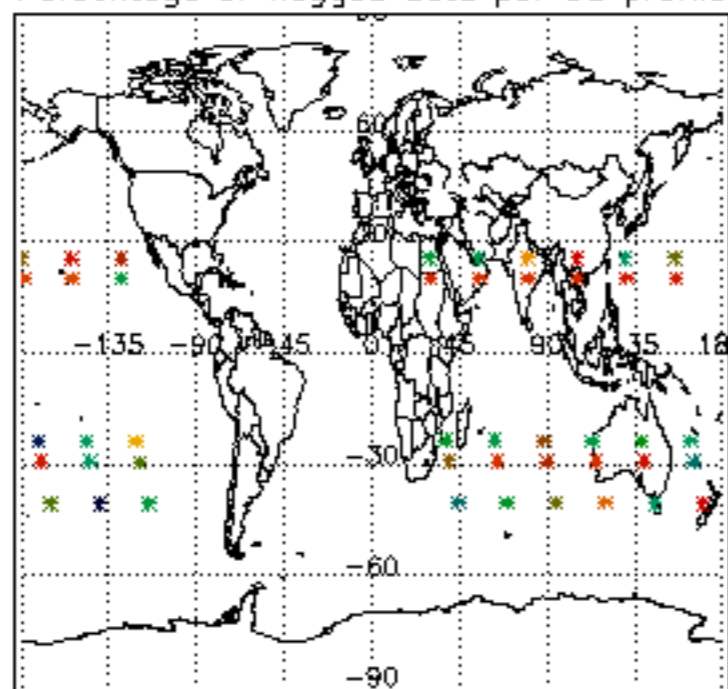




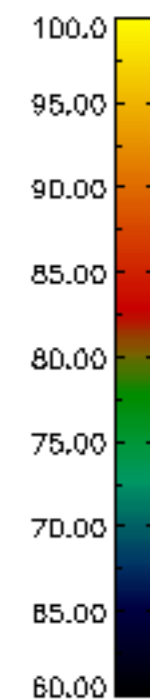
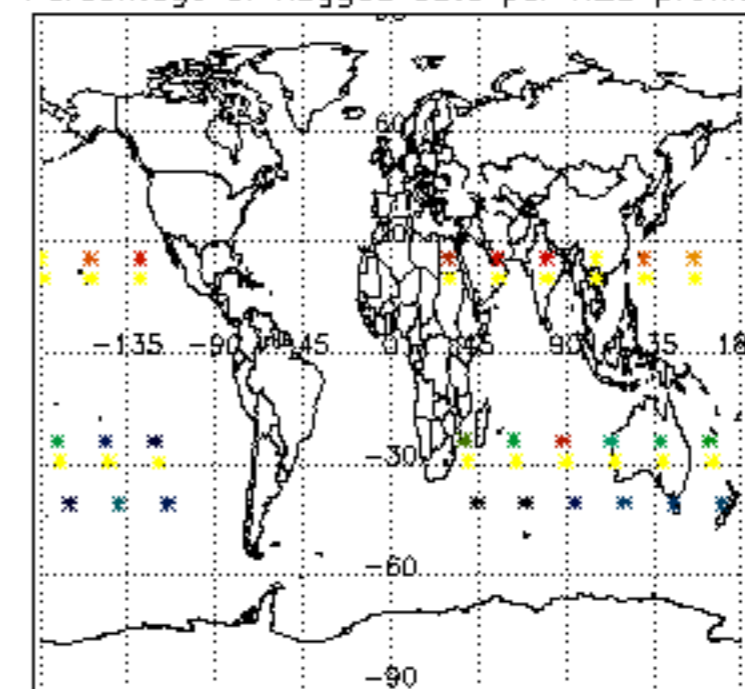




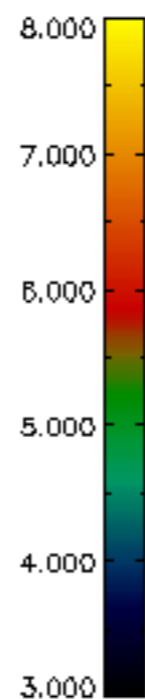
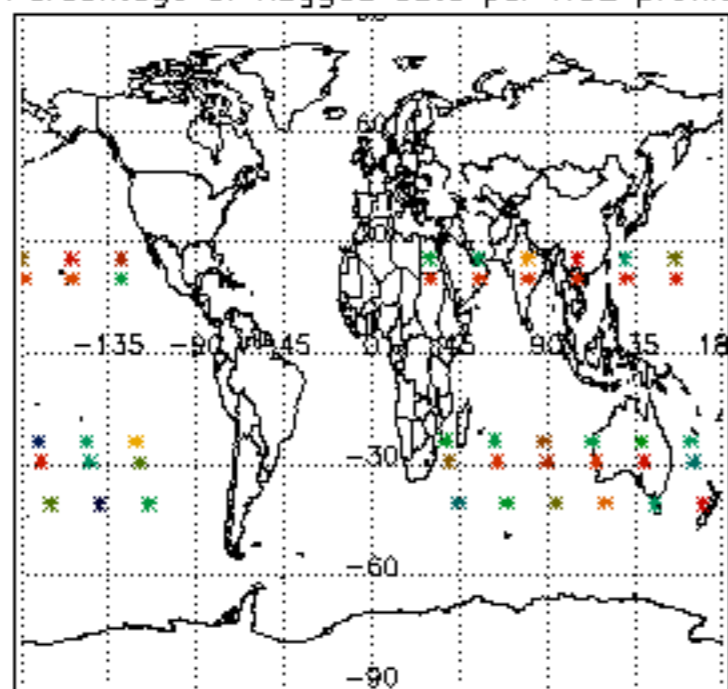
Percentage of flagged data per D3 profile



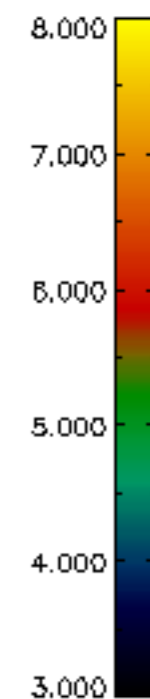
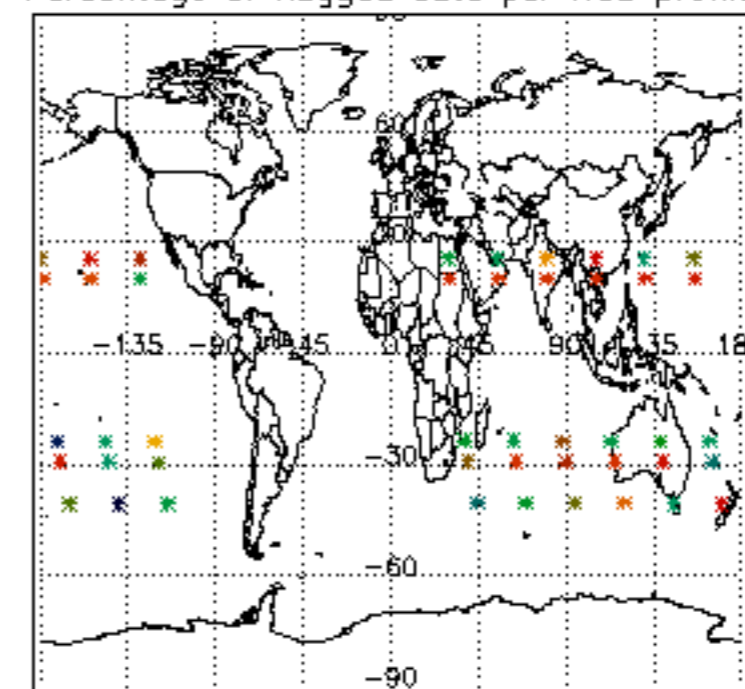
Percentage of flagged data per H2O profile

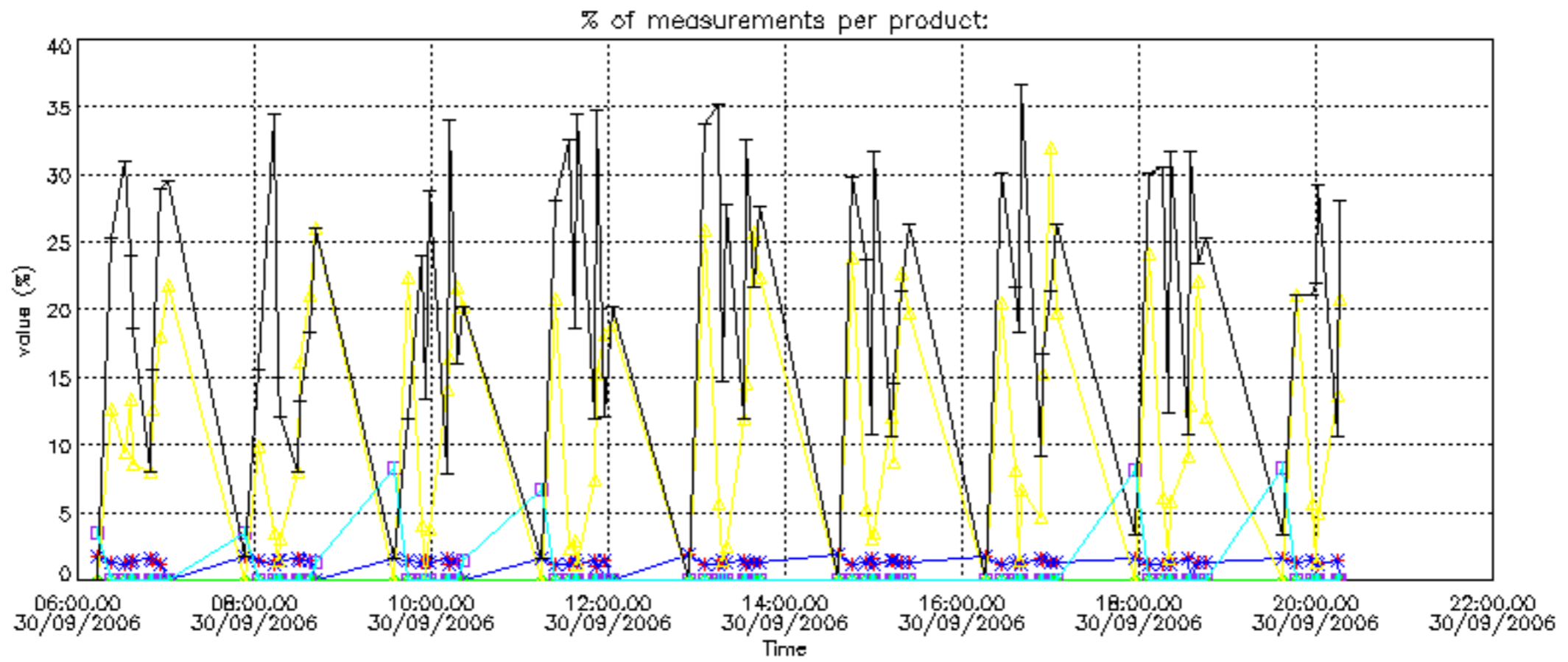


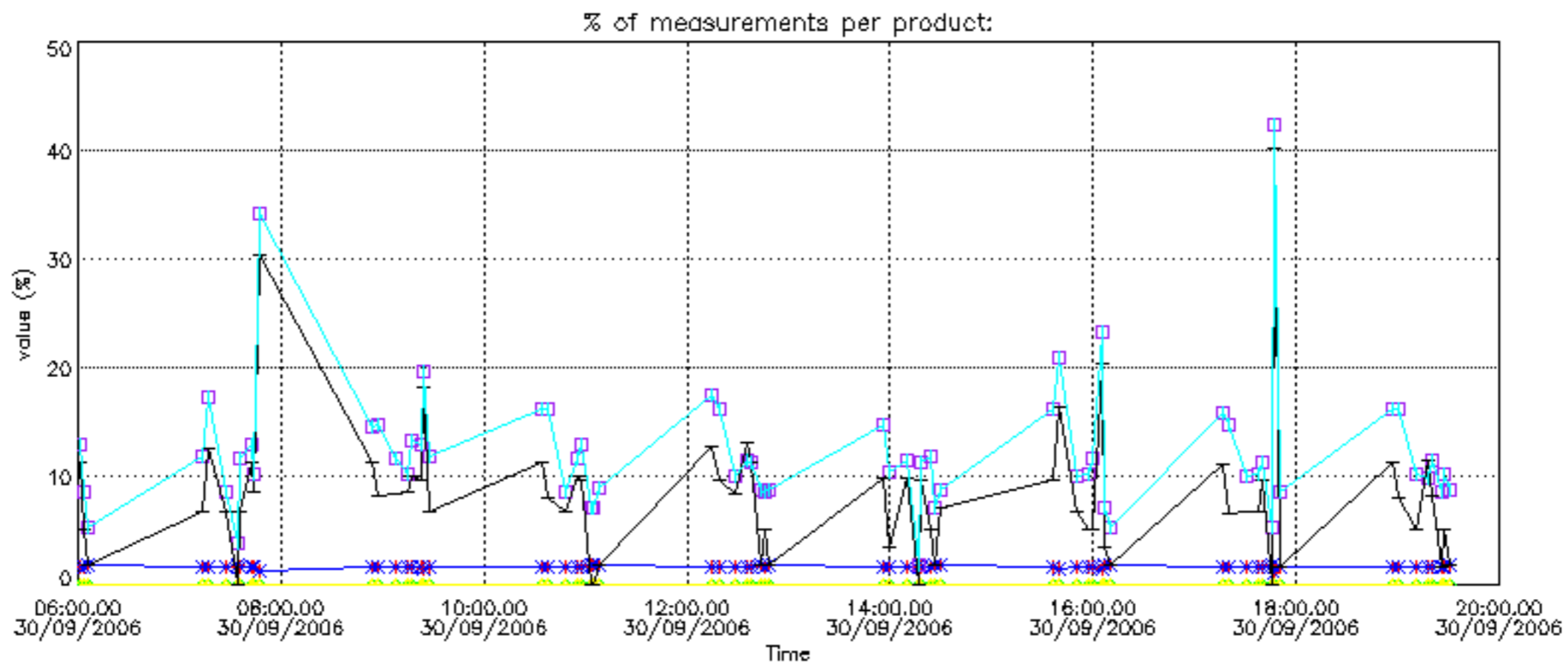
Percentage of flagged data per NO2 profile



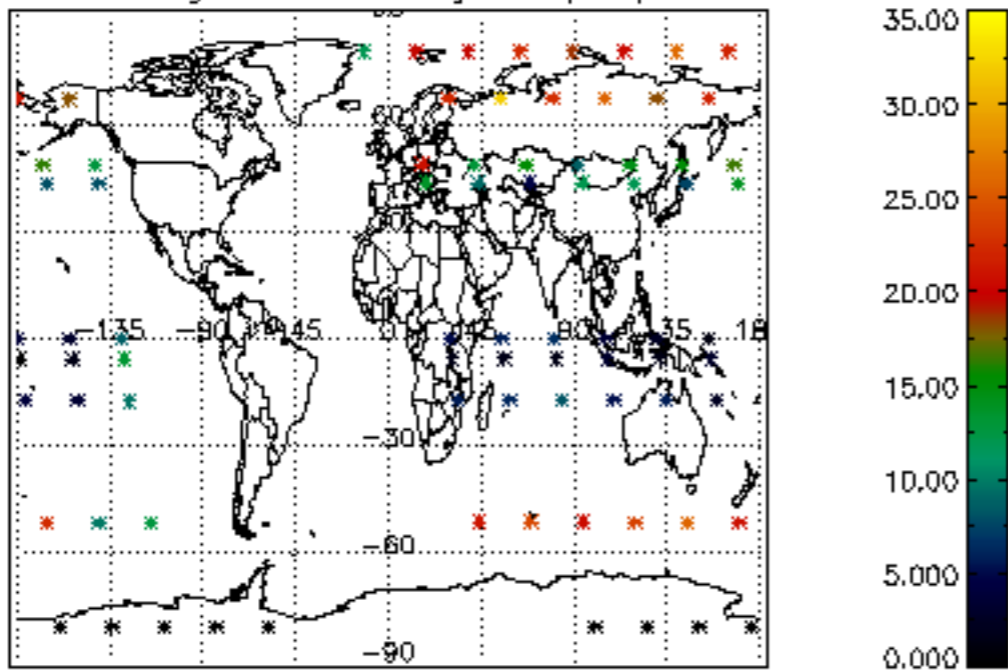
Percentage of flagged data per NO3 profile



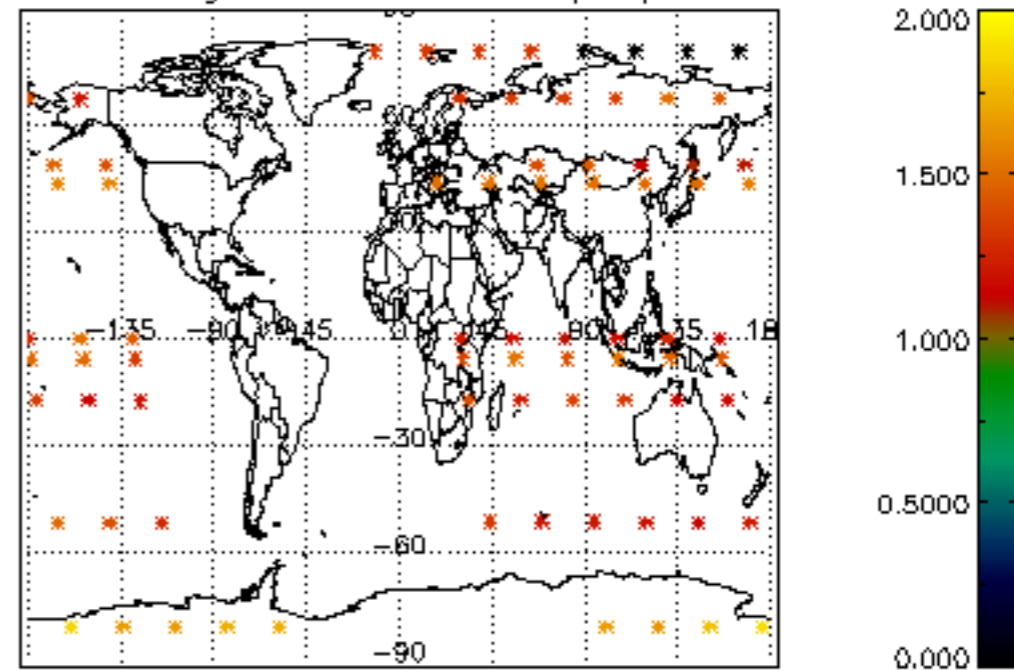




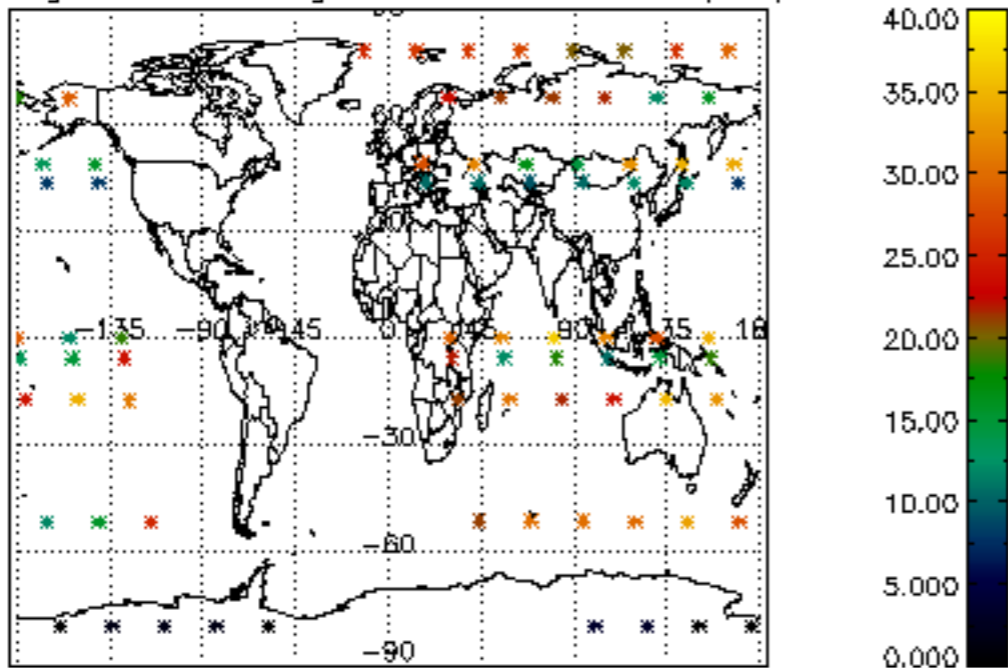
Percentage of cosmic ray hits per profile



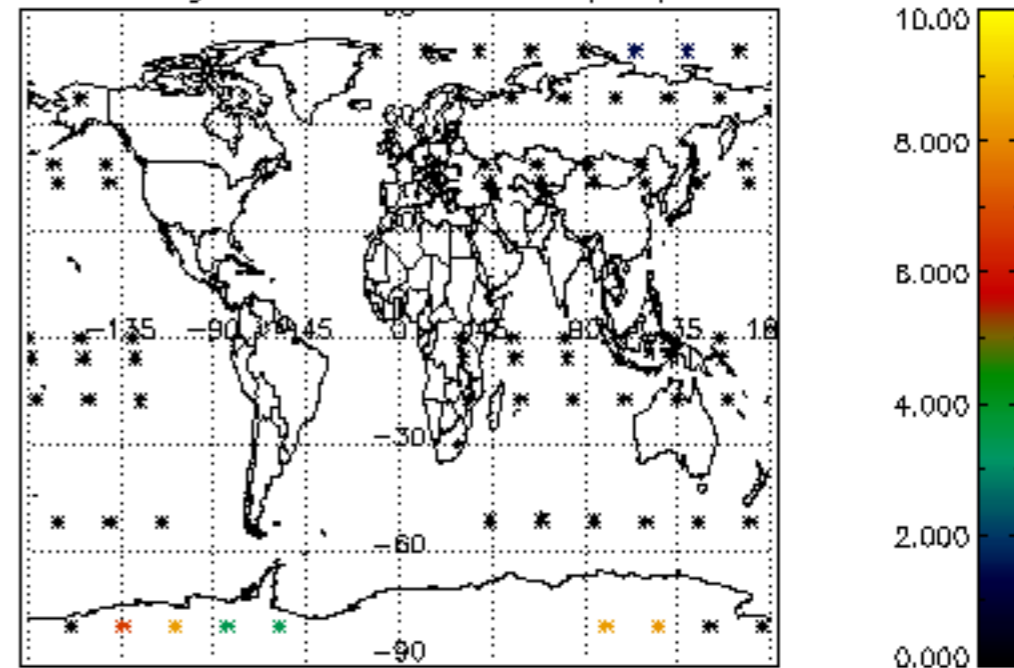
Percentage of datation errors per profile



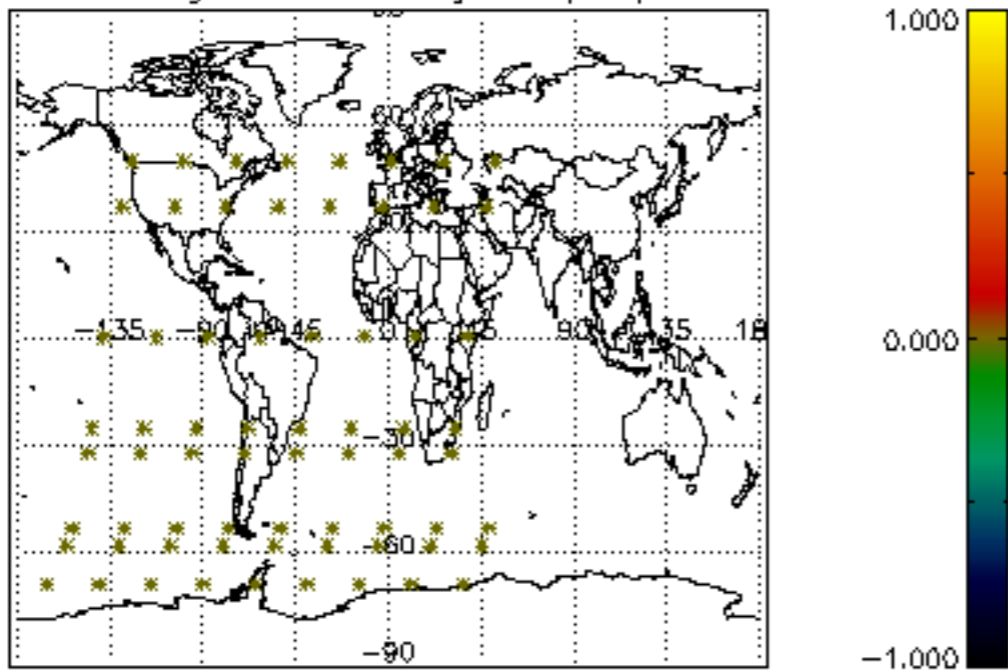
Percentage of star falling outside central band per profile



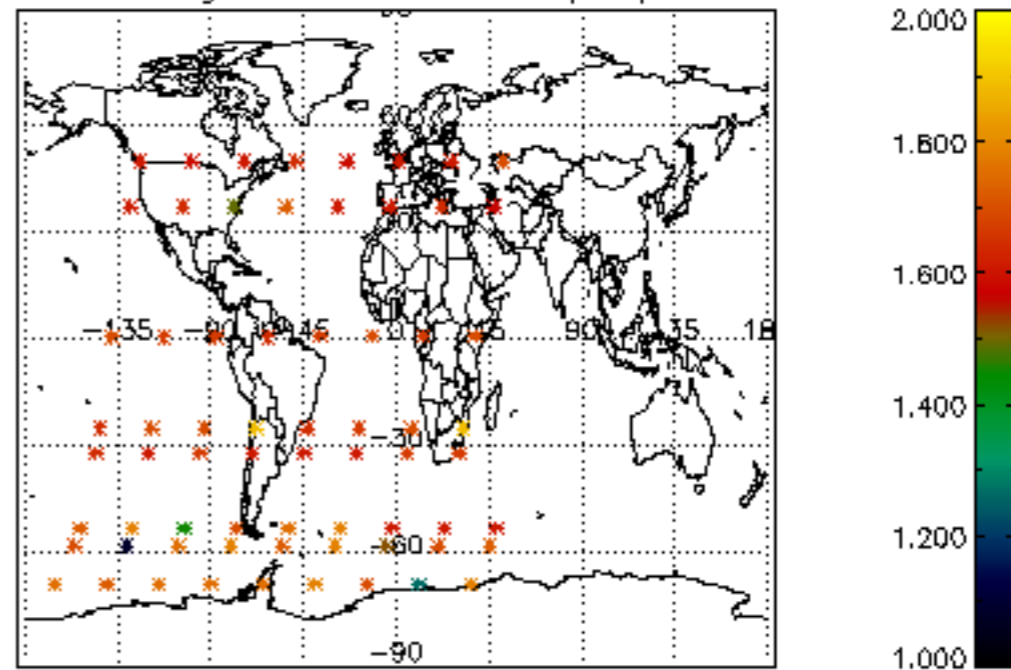
Percentage of saturation errors per profile



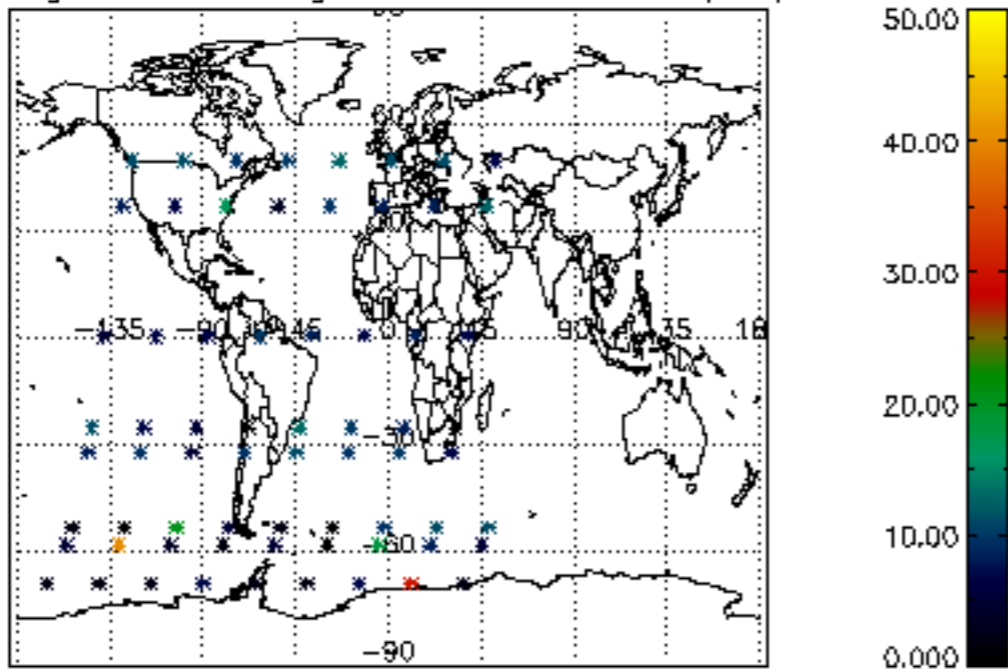
Percentage of cosmic ray hits per profile



Percentage of datation errors per profile



Percentage of star falling outside central band per profile



Percentage of saturation errors per profile

