

# GOMOS Level 2 Daily Report

## SUMMARY

### [1. General Info](#)

### [2. Summary of processed GOM\\_NL\\_2P products](#)

### [3. Level 2 Quality information per product](#)

#### [3.1 Plot of level 2 quality information per product \(time dependant\)](#)

#### [3.2 Plot of level 2 quality information per product \(world map\)](#)

### [4. Level 1 Quality information per product \(stored on level 2 products\)](#)

#### [4.1 Plot of level 1 quality information per product \(time dependant\)](#)

##### [4.1.1 Plot of level 1 quality information per product \(time dependant\): ASCENDING](#)

##### [4.1.2 Plot of level 1 quality information per product \(time dependant\): DESCENDING](#)

#### [4.2 Plot of level 1 quality information per product \(world map\)](#)

##### [4.2.1 Plot of level 1 quality information per product \(world map\): ASCENDING](#)

##### [4.2.2 Plot of level 1 quality information per product \(world map\): DESCENDING](#)

### [5. Ozone profiles based on quality statistics and other trace gas profiles](#)

#### [5.1 Ozone statistics based on quality of products](#)

#### [5.2 Plot ozone profiles for all STD \(dark without errors\)](#)

#### [5.3 Plot ozone profiles where STD < 20% \(dark without errors\)](#)

#### [5.4. Plot ozone profiles where STD < 10% \(dark without errors\)](#)

#### [5.5. Plot ozone profiles where STD < 5% \(dark without errors\)](#)

#### [5.6 Plot NO2 profiles for all STD \(dark without errors\)](#)

#### [5.7 Plot NO3 profiles for all STD \(dark without errors\)](#)

#### [5.8 Plot H2O profiles \(only for occultations of stars 1,2,3,4,13,14,16,26,63 dark without errors\) for all STD](#)

### [6. Auxiliary Data Files used for the production reported in section 2](#)

This report presents the daily analysis on parameters extracted from GOMOS level 2 data (GOM\_NL\_\_2P). It is intended to monitor some important parameters that will impact the quality of these products. A list of level 2 products (and content) that have arrived during the reporting day to the PCF is also given.

Item	Value
Time of report generation	24APR2013 04:33:24
Data source version	GOMOS/6.01
Start time of products	29-09-2006 (29SEP2006 00:00:00)
Stop time of products	30-09-2006 (30SEP2006 00:00:00)
Store outputs in DB	Yes
Nb of level 2 prods	146
Nb of prods with errors	0

## 2. Summary of processed GOM\_NL\_\_2P products.

Nr	Filename	UTC Start time	Limb	Duration	Star Id	Star Name	Star Mag	Star Temp	Nb Meas	Orbit	Prod. error
1	GOM_NL__2PRFIN20060929_063309_000000302051_00349_23950_2180.N1	29-SEP-2006 06:33:09	Bright	29.500	36	50Alp UMa	1.8000	6300.0	59	23950	No
2	GOM_NL__2PRFIN20060929_063438_000000292051_00349_23950_2181.N1	29-SEP-2006 06:34:38	Bright	29.000	82	48Bet UMa	2.3650	10600.	58	23950	No
3	GOM_NL__2PRFIN20060929_063750_000000272051_00349_23950_2182.N1	29-SEP-2006 06:37:50	Bright	27.000	174	52Psi UMa	3.0040	4400.0	54	23950	No
4	GOM_NL__2PRFIN20060929_064429_000000292051_00349_23950_2183.N1	29-SEP-2006 06:44:29	Bright	28.500	166	17Eps Leo	2.9800	6000.0	57	23950	No
5	GOM_NL__2PRFIN20060929_065358_000000412051_00349_23950_2184.N1	29-SEP-2006 06:53:58	Twilight	41.000	48	30Alp Hya	1.9770	4100.0	82	23950	No
6	GOM_NL__2PRFIN20060929_070338_000000382051_00349_23950_2185.N1	29-SEP-2006 07:03:38	Dark	38.000	65	Lam Vel	2.2040	4400.0	76	23950	No
7	GOM_NL__2PRFIN20060929_070656_000000332051_00349_23950_2186.N1	29-SEP-2006 07:06:56	Dark	32.500	46	Del Vel	1.9540	10600.	65	23950	No
8	GOM_NL__2PRFIN20060929_070831_000000362051_00350_23951_2187.N1	29-SEP-2006 07:08:31	Dark	36.000	41	Eps Car	1.8600	4100.0	72	23951	No
9	GOM_NL__2PRFIN20060929_072043_000000342051_00350_23951_2180.N1	29-SEP-2006 07:20:43	Dark	33.500	143	Alp Hyi	2.8570	7200.0	67	23951	No
10	GOM_NL__2PRFIN20060929_072211_000000392051_00350_23951_2181.N1	29-SEP-2006 07:22:11	Dark	39.000	9	Alp Eri	0.45300	24000.	78	23951	No
11	GOM_NL__2PRFIN20060929_072736_000000352051_00350_23951_2182.N1	29-SEP-2006 07:27:36	Straylight	34.500	84	Alp Phe	2.3970	4500.0	69	23951	No
12	GOM_NL__2PRFIN20060929_073219_000000382051_00350_23951_2183.N1	29-SEP-2006 07:32:19	Straylight	38.000	18	24Alp PsA	1.1660	9700.0	76	23951	No
13	GOM_NL__2PRFIN20060929_074449_000000312051_00350_23951_2184.N1	29-SEP-2006 07:44:49	Bright	30.500	90	54Alp Peg	2.4870	11000.	61	23951	No
14	GOM_NL__2PRFIN20060929_074829_000000312051_00350_23951_2185.N1	29-SEP-2006 07:48:29	Bright	31.000	93	53Bet Peg	2.5200	3100.0	62	23951	No
15	GOM_NL__2PRFIN20060929_075837_000000302051_00350_23951_2186.N1	29-SEP-2006 07:58:37	Bright	30.000	89	5Alp Cep	2.4510	8000.0	60	23951	No
16	GOM_NL__2PRFIN20060929_080551_000000282051_00350_23951_2187.N1	29-SEP-2006 08:05:51	Bright	27.500	49	1Alp UMi	1.9900	6300.0	55	23951	No
17	GOM_NL__2PRFIN20060929_080746_000000312051_00350_23951_2188.N1	29-SEP-2006 08:07:46	Bright	30.500	60	7Bet UMi	2.0810	3950.0	61	23951	No
18	GOM_NL__2PRFIN20060929_081344_000000312051_00350_23951_2189.N1	29-SEP-2006 08:13:44	Bright	31.000	36	50Alp UMa	1.8000	6300.0	62	23951	No
19	GOM_NL__2PRFIN20060929_081514_000000292051_00350_23951_2190.N1	29-SEP-2006 08:15:14	Bright	28.500	82	48Bet UMa	2.3650	10600.	57	23951	No
20	GOM_NL__2PRFIN20060929_081826_000000282051_00350_23951_2191.N1	29-SEP-2006 08:18:26	Bright	27.500	174	52Psi UMa	3.0040	4400.0	55	23951	No
21	GOM_NL__2PRFIN20060929_082505_000000302051_00350_23951_2192.N1	29-SEP-2006 08:25:05	Bright	30.000	166	17Eps Leo	2.9800	6000.0	60	23951	No
22	GOM_NL__2PRFIN20060929_083434_000000332051_00350_23951_2193.N1	29-SEP-2006 08:34:34	Twilight	32.500	48	30Alp Hya	1.9770	4100.0	65	23951	No
23	GOM_NL__2PRFIN20060929_084414_000000372051_00350_23951_2194.N1	29-SEP-2006 08:44:14	Dark	36.500	65	Lam Vel	2.2040	4400.0	73	23951	No
24	GOM_NL__2PRFIN20060929_084732_000000372051_00350_23951_2195.N1	29-SEP-2006 08:47:32	Dark	37.000	46	Del Vel	1.9540	10600.	74	23951	No
25	GOM_NL__2PRFIN20060929_084907_000000422051_00351_23952_2196.N1	29-SEP-2006 08:49:07	Dark	41.500	41	Eps Car	1.8600	4100.0	83	23952	No
26	GOM_NL__2PRFIN20060929_090120_000000332051_00351_23952_2180.N1	29-SEP-2006 09:01:20	Dark	33.000	143	Alp Hyi	2.8570	7200.0	66	23952	No
27	GOM_NL__2PRFIN20060929_090248_000000452051_00351_23952_2181.N1	29-SEP-2006 09:02:48	Dark	45.000	9	Alp Eri	0.45300	24000.	90	23952	No
28	GOM_NL__2PRFIN20060929_090812_000000382051_00351_23952_2182.N1	29-SEP-2006 09:08:12	Straylight	38.000	84	Alp Phe	2.3970	4500.0	76	23952	No
29	GOM_NL__2PRFIN20060929_091255_000000362051_00351_23952_2183.N1	29-SEP-2006 09:12:55	Straylight	36.000	18	24Alp PsA	1.1660	9700.0	72	23952	No
30	GOM_NL__2PRFIN20060929_092525_000000312051_00351_23952_2184.N1	29-SEP-2006 09:25:25	Bright	31.000	90	54Alp Peg	2.4870	11000.	62	23952	No
31	GOM_NL__2PRFIN20060929_092904_000000332051_00351_23952_2185.N1	29-SEP-2006 09:29:04	Bright	33.000	93	53Bet Peg	2.5200	3100.0	66	23952	No
32	GOM_NL__2PRFIN20060929_093913_000000302051_00351_23952_2186.N1	29-SEP-2006 09:39:13	Bright	29.500	89	5Alp Cep	2.4510	8000.0	59	23952	No
33	GOM_NL__2PRFIN20060929_094627_000000302051_00351_23952_2187.N1	29-SEP-2006 09:46:27	Bright	29.500	49	1Alp UMi	1.9900	6300.0	59	23952	No
34	GOM_NL__2PRFIN20060929_094823_000000312051_00351_23952_2188.N1	29-SEP-2006 09:48:23	Bright	30.500	60	7Bet UMi	2.0810	3950.0	61	23952	No
35	GOM_NL__2PRFIN20060929_095420_000000322051_00351_23952_2189.N1	29-SEP-2006 09:54:20	Bright	31.500	36	50Alp UMa	1.8000	6300.0	63	23952	No
36	GOM_NL__2PRFIN20060929_095550_000000292051_00351_23952_2190.N1	29-SEP-2006 09:55:50	Bright	29.000	82	48Bet UMa	2.3650	10600.	58	23952	No
37	GOM_NL__2PRFIN20060929_095902_000000292051_00351_23952_2191.N1	29-SEP-2006 09:59:02	Bright	28.500	174	52Psi UMa	3.0040	4400.0	57	23952	No
38	GOM_NL__2PRFIN20060929_100541_000000292051_00351_23952_2192.N1	29-SEP-2006 10:05:41	Bright	28.500	166	17Eps Leo	2.9800	6000.0	57	23952	No
39	GOM_NL__2PRFIN20060929_101510_000000392051_00351_23952_2193.N1	29-SEP-2006 10:15:10	Twilight	38.500	48	30Alp Hya	1.9770	4100.0	77	23952	No
40	GOM_NL__2PRFIN20060929_102451_000000382051_00351_23952_2194.N1	29-SEP-2006 10:24:51	Dark	38.000	65	Lam Vel	2.2040	4400.0	76	23952	No
41	GOM_NL__2PRFIN20060929_102808_000000342051_00351_23952_2195.N1	29-SEP-2006 10:28:08	Dark	33.500	46	Del Vel	1.9540	10600.	67	23952	No
42	GOM_NL__2PRFIN20060929_102944_000000422051_00352_23953_2196.N1	29-SEP-2006 10:29:44	Dark	41.500	41	Eps Car	1.8600	4100.0	83	23953	No

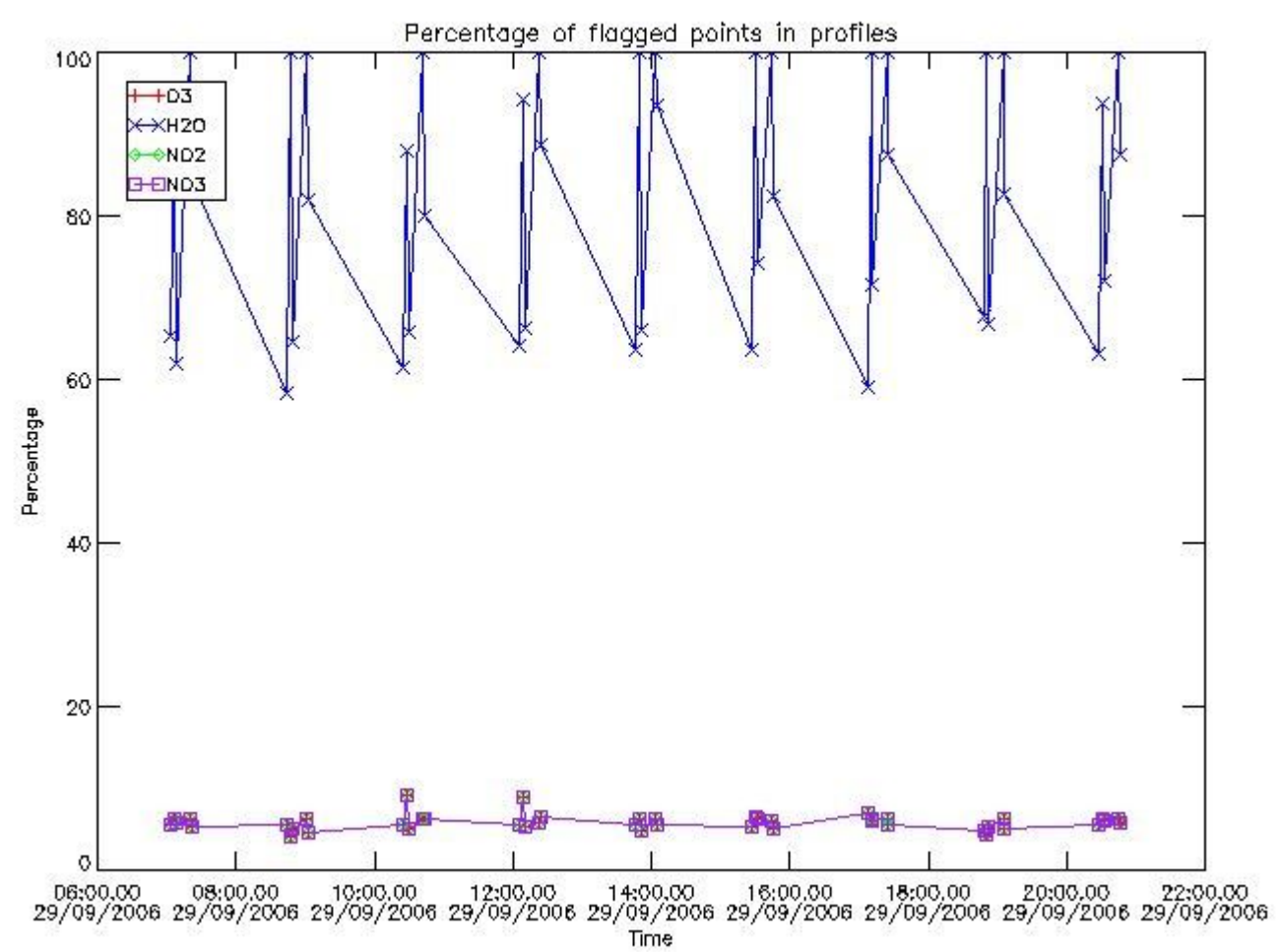
43	GOM_NL__2PRFIN20060929_104156_000000332051_00352_23953_2180.N1	29-SEP-2006 10:41:56	Dark	33.000	143	Alp Hyi	2.8570	7200.0	66	23953	No
44	GOM_NL__2PRFIN20060929_104324_000000332051_00352_23953_2181.N1	29-SEP-2006 10:43:24	Dark	33.000	9	Alp Eri	0.45300	24000.	66	23953	No
45	GOM_NL__2PRFIN20060929_104848_000000362051_00352_23953_2182.N1	29-SEP-2006 10:48:48	Straylight	36.000	84	Alp Phe	2.3970	4500.0	72	23953	No
46	GOM_NL__2PRFIN20060929_105331_000000382051_00352_23953_2183.N1	29-SEP-2006 10:53:31	Straylight	37.500	18	24Alp PsA	1.1660	9700.0	75	23953	No
47	GOM_NL__2PRFIN20060929_110601_000000312051_00352_23953_2184.N1	29-SEP-2006 11:06:01	Bright	31.000	90	54Alp Peg	2.4870	11000.	62	23953	No
48	GOM_NL__2PRFIN20060929_110940_000000342051_00352_23953_2185.N1	29-SEP-2006 11:09:40	Bright	33.500	93	53Bet Peg	2.5200	3100.0	67	23953	No
49	GOM_NL__2PRFIN20060929_111949_000000322051_00352_23953_2186.N1	29-SEP-2006 11:19:49	Bright	31.500	89	5Alp Cep	2.4510	8000.0	63	23953	No
50	GOM_NL__2PRFIN20060929_112703_000000312051_00352_23953_2187.N1	29-SEP-2006 11:27:03	Bright	30.500	49	1Alp UMi	1.9900	6300.0	61	23953	No
51	GOM_NL__2PRFIN20060929_112858_000000322051_00352_23953_2188.N1	29-SEP-2006 11:28:58	Bright	31.500	60	7Bet UMi	2.0810	3950.0	63	23953	No
52	GOM_NL__2PRFIN20060929_113456_000000282051_00352_23953_2189.N1	29-SEP-2006 11:34:56	Bright	27.500	36	50Alp UMa	1.8000	6300.0	55	23953	No
53	GOM_NL__2PRFIN20060929_113626_000000282051_00352_23953_2190.N1	29-SEP-2006 11:36:26	Bright	28.000	82	48Bet UMa	2.3650	10600.	56	23953	No
54	GOM_NL__2PRFIN20060929_113938_000000282051_00352_23953_2191.N1	29-SEP-2006 11:39:38	Bright	28.000	174	52Psi UMa	3.0040	4400.0	56	23953	No
55	GOM_NL__2PRFIN20060929_114617_000000302051_00352_23953_2192.N1	29-SEP-2006 11:46:17	Bright	29.500	166	17Eps Leo	2.9800	6000.0	59	23953	No
56	GOM_NL__2PRFIN20060929_115546_000000382051_00352_23953_2193.N1	29-SEP-2006 11:55:46	Twilight	38.000	48	30Alp Hya	1.9770	4100.0	76	23953	No
57	GOM_NL__2PRFIN20060929_120527_000000382051_00352_23953_2194.N1	29-SEP-2006 12:05:27	Dark	38.000	65	Lam Vel	2.2040	4400.0	76	23953	No
58	GOM_NL__2PRFIN20060929_120845_000000352051_00352_23953_2195.N1	29-SEP-2006 12:08:45	Dark	34.500	46	Del Vel	1.9540	10600.	69	23953	No
59	GOM_NL__2PRFIN20060929_121020_000000392051_00353_23954_2196.N1	29-SEP-2006 12:10:20	Dark	39.000	41	Eps Car	1.8600	4100.0	78	23954	No
60	GOM_NL__2PRFIN20060929_122232_000000352051_00353_23954_2180.N1	29-SEP-2006 12:22:32	Dark	35.000	143	Alp Hyi	2.8570	7200.0	70	23954	No
61	GOM_NL__2PRFIN20060929_122400_000000402051_00353_23954_2181.N1	29-SEP-2006 12:24:00	Dark	40.000	9	Alp Eri	0.45300	24000.	80	23954	No
62	GOM_NL__2PRFIN20060929_122924_000000372051_00353_23954_2182.N1	29-SEP-2006 12:29:24	Straylight	37.000	84	Alp Phe	2.3970	4500.0	74	23954	No
63	GOM_NL__2PRFIN20060929_123407_000000342051_00353_23954_2183.N1	29-SEP-2006 12:34:07	Straylight	34.000	18	24Alp PsA	1.1660	9700.0	68	23954	No
64	GOM_NL__2PRFIN20060929_124637_000000312051_00353_23954_2184.N1	29-SEP-2006 12:46:37	Bright	30.500	90	54Alp Peg	2.4870	11000.	61	23954	No
65	GOM_NL__2PRFIN20060929_125016_000000322051_00353_23954_2185.N1	29-SEP-2006 12:50:16	Bright	31.500	93	53Bet Peg	2.5200	3100.0	63	23954	No
66	GOM_NL__2PRFIN20060929_130025_000000312051_00353_23954_2186.N1	29-SEP-2006 13:00:25	Bright	30.500	89	5Alp Cep	2.4510	8000.0	61	23954	No
67	GOM_NL__2PRFIN20060929_130739_000000302051_00353_23954_2187.N1	29-SEP-2006 13:07:39	Bright	29.500	49	1Alp UMi	1.9900	6300.0	59	23954	No
68	GOM_NL__2PRFIN20060929_130935_000000302051_00353_23954_2188.N1	29-SEP-2006 13:09:35	Bright	29.500	60	7Bet UMi	2.0810	3950.0	59	23954	No
69	GOM_NL__2PRFIN20060929_131532_000000292051_00353_23954_2189.N1	29-SEP-2006 13:15:32	Bright	29.000	36	50Alp UMa	1.8000	6300.0	58	23954	No
70	GOM_NL__2PRFIN20060929_131702_000000292051_00353_23954_2190.N1	29-SEP-2006 13:17:02	Bright	28.500	82	48Bet UMa	2.3650	10600.	57	23954	No
71	GOM_NL__2PRFIN20060929_132014_000000282051_00353_23954_2191.N1	29-SEP-2006 13:20:14	Bright	28.000	174	52Psi UMa	3.0040	4400.0	56	23954	No
72	GOM_NL__2PRFIN20060929_132653_000000282051_00353_23954_2192.N1	29-SEP-2006 13:26:53	Bright	27.500	166	17Eps Leo	2.9800	6000.0	55	23954	No
73	GOM_NL__2PRFIN20060929_133622_000000432051_00353_23954_2193.N1	29-SEP-2006 13:36:22	Twilight	43.000	48	30Alp Hya	1.9770	4100.0	86	23954	No
74	GOM_NL__2PRFIN20060929_134603_000000382051_00353_23954_2194.N1	29-SEP-2006 13:46:03	Dark	37.500	65	Lam Vel	2.2040	4400.0	75	23954	No
75	GOM_NL__2PRFIN20060929_134921_000000332051_00353_23954_2195.N1	29-SEP-2006 13:49:21	Dark	33.000	46	Del Vel	1.9540	10600.	66	23954	No
76	GOM_NL__2PRFIN20060929_135056_000000432051_00354_23955_2196.N1	29-SEP-2006 13:50:56	Dark	43.000	41	Eps Car	1.8600	4100.0	86	23955	No
77	GOM_NL__2PRFIN20060929_140309_000000332051_00354_23955_2180.N1	29-SEP-2006 14:03:09	Dark	33.000	143	Alp Hyi	2.8570	7200.0	66	23955	No
78	GOM_NL__2PRFIN20060929_140436_000000462051_00354_23955_2181.N1	29-SEP-2006 14:04:36	Dark	46.000	9	Alp Eri	0.45300	24000.	92	23955	No
79	GOM_NL__2PRFIN20060929_141001_000000372051_00354_23955_2182.N1	29-SEP-2006 14:10:01	Straylight	37.000	84	Alp Phe	2.3970	4500.0	74	23955	No
80	GOM_NL__2PRFIN20060929_141443_000000372051_00354_23955_2183.N1	29-SEP-2006 14:14:43	Straylight	37.000	18	24Alp PsA	1.1660	9700.0	74	23955	No
81	GOM_NL__2PRFIN20060929_142713_000000312051_00354_23955_2184.N1	29-SEP-2006 14:27:13	Bright	30.500	90	54Alp Peg	2.4870	11000.	61	23955	No
82	GOM_NL__2PRFIN20060929_143052_000000312051_00354_23955_2185.N1	29-SEP-2006 14:30:52	Bright	30.500	93	53Bet Peg	2.5200	3100.0	61	23955	No
83	GOM_NL__2PRFIN20060929_144101_000000462051_00354_23955_2186.N1	29-SEP-2006 14:41:01	Bright	46.000	89	5Alp Cep	2.4510	8000.0	92	23955	No
84	GOM_NL__2PRFIN20060929_144815_000000302051_00354_23955_2187.N1	29-SEP-2006 14:48:15	Bright	29.500	49	1Alp UMi	1.9900	6300.0	59	23955	No
85	GOM_NL__2PRFIN20060929_145011_000000292051_00354_23955_2188.N1	29-SEP-2006 14:50:11	Bright	28.500	60	7Bet UMi	2.0810	3950.0	57	23955	No
86	GOM_NL__2PRFIN20060929_145609_000000302051_00354_23955_2189.N1	29-SEP-2006 14:56:09	Bright	29.500	36	50Alp UMa	1.8000	6300.0	59	23955	No
87	GOM_NL__2PRFIN20060929_145738_000000292051_00354_23955_2190.N1	29-SEP-2006 14:57:38	Bright	29.000	82	48Bet UMa	2.3650	10600.	58	23955	No
88	GOM_NL__2PRFIN20060929_150050_000000442051_00354_23955_2191.N1	29-SEP-2006 15:00:50	Bright	43.500	174	52Psi UMa	3.0040	4400.0	87	23955	No
89	GOM_NL__2PRFIN20060929_150729_000000262051_00354_23955_2192.N1	29-SEP-2006 15:07:29	Bright	26.000	166	17Eps Leo	2.9800	6000.0	52	23955	No
90	GOM_NL__2PRFIN20060929_151659_000000472051_00354_23955_2193.N1	29-SEP-2006 15:16:59	Twilight	47.000	48	30Alp Hya	1.9770	4100.0	94	23955	No
91	GOM_NL__2PRFIN20060929_152639_000000392051_00354_23955_2194.N1	29-SEP-2006 15:26:39	Dark	39.000	65	Lam Vel	2.2040	4400.0	78	23955	No
92	GOM_NL__2PRFIN20060929_152957_000000322051_00354_23955_2195.N1	29-SEP-2006 15:29:57	Dark	32.000	46	Del Vel	1.9540	10600.	64	23955	No
93	GOM_NL__2PRFIN20060929_153133_000000342051_00355_23956_2196.N1	29-SEP-2006 15:31:33	Dark	33.500	41	Eps Car	1.8600	4100.0	67	23956	No
94	GOM_NL__2PRFIN20060929_154345_000000342051_00355_23956_2180.N1	29-SEP-2006 15:43:45	Dark	34.000	143	Alp Hyi	2.8570	7200.0	68	23956	No
95	GOM_NL__2PRFIN20060929_154513_000000402051_00355_23956_2181.N1	29-SEP-2006 15:45:13	Dark	40.000	9	Alp Eri	0.45300	24000.	80	23956	No
96	GOM_NL__2PRFIN20060929_155037_000000382051_00355_23956_2182.N1	29-SEP-2006 15:50:37	Straylight	37.500	84	Alp Phe	2.3970	4500.0	75	23956	No
97	GOM_NL__2PRFIN20060929_155519_000000362051_00355_23956_2183.N1	29-SEP-2006 15:55:19	Straylight	35.500	18	24Alp PsA	1.1660	9700.0	71	23956	No
98	GOM_NL__2PRFIN20060929_160749_000000312051_00355_23956_2184.N1	29-SEP-2006 16:07:49	Bright	31.000	90	54Alp Peg	2.4870	11000.	62	23956	No
99	GOM_NL__2PRFIN20060929_161128_000000332051_00355_23956_2185.N1	29-SEP-2006 16:11:28	Bright	32.500	93	53Bet Peg	2.5200	3100.0	65	23956	No
100	GOM_NL__2PRFIN20060929_162137_000000302051_00355_23956_2186.N1	29-SEP-2006 16:21:37	Bright	29.500	89	5Alp Cep	2.4510	8000.0	59	23956	No
101	GOM_NL__2PRFIN20060929_162851_000000292051_00355_23956_2187.N1	29-SEP-2006 16:28:51	Bright	28.500	49	1Alp UMi	1.9900	6300.0	57	23956	No

102	GOM_NL__2PRFIN20060929_163047_000000472051_00355_23956_2188.N1	29-SEP-2006 16:30:47	Bright	47.000	60	7Bet UMi	2.0810	3950.0	94	23956	No
103	GOM_NL__2PRFIN20060929_163645_000000302051_00355_23956_2189.N1	29-SEP-2006 16:36:45	Bright	30.000	36	50Alp UMa	1.8000	6300.0	60	23956	No
104	GOM_NL__2PRFIN20060929_163814_000000342051_00355_23956_2190.N1	29-SEP-2006 16:38:14	Bright	33.500	82	48Bet UMa	2.3650	10600.	67	23956	No
105	GOM_NL__2PRFIN20060929_164126_000000302051_00355_23956_2191.N1	29-SEP-2006 16:41:26	Bright	29.500	174	52Psi UMa	3.0040	4400.0	59	23956	No
106	GOM_NL__2PRFIN20060929_164805_000000292051_00355_23956_2192.N1	29-SEP-2006 16:48:05	Bright	29.000	166	17Eps Leo	2.9800	6000.0	58	23956	No
107	GOM_NL__2PRFIN20060929_165735_000000412051_00355_23956_2193.N1	29-SEP-2006 16:57:35	Twilight	40.500	48	30Alp Hya	1.9770	4100.0	81	23956	No
108	GOM_NL__2PRFIN20060929_170716_000000372051_00355_23956_2194.N1	29-SEP-2006 17:07:16	Dark	37.000	65	Lam Vel	2.2040	4400.0	74	23956	No
109	GOM_NL__2PRFIN20060929_171034_000000332051_00355_23956_2195.N1	29-SEP-2006 17:10:34	Dark	33.000	46	Del Vel	1.9540	10600.	66	23956	No
110	GOM_NL__2PRFIN20060929_171209_000000342051_00356_23957_2196.N1	29-SEP-2006 17:12:09	Dark	34.000	41	Eps Car	1.8600	4100.0	68	23957	No
111	GOM_NL__2PRFIN20060929_172422_000000332051_00356_23957_2180.N1	29-SEP-2006 17:24:22	Dark	33.000	143	Alp Hyi	2.8570	7200.0	66	23957	No
112	GOM_NL__2PRFIN20060929_172549_000000372051_00356_23957_2181.N1	29-SEP-2006 17:25:49	Dark	36.500	9	Alp Eri	0.45300	24000.	73	23957	No
113	GOM_NL__2PRFIN20060929_173113_000000382051_00356_23957_2182.N1	29-SEP-2006 17:31:13	Straylight	38.000	84	Alp Phe	2.3970	4500.0	76	23957	No
114	GOM_NL__2PRFIN20060929_173555_000000372051_00356_23957_2183.N1	29-SEP-2006 17:35:55	Straylight	36.500	18	24Alp PsA	1.1660	9700.0	73	23957	No
115	GOM_NL__2PRFIN20060929_174825_000000302051_00356_23957_2184.N1	29-SEP-2006 17:48:25	Bright	30.000	90	54Alp Peg	2.4870	11000.	60	23957	No
116	GOM_NL__2PRFIN20060929_175204_000000312051_00356_23957_2185.N1	29-SEP-2006 17:52:04	Bright	31.000	93	53Bet Peg	2.5200	3100.0	62	23957	No
117	GOM_NL__2PRFIN20060929_180213_000000302051_00356_23957_2186.N1	29-SEP-2006 18:02:13	Bright	30.000	89	5Alp Cep	2.4510	8000.0	60	23957	No
118	GOM_NL__2PRFIN20060929_180927_000000302051_00356_23957_2187.N1	29-SEP-2006 18:09:27	Bright	30.000	49	1Alp UMi	1.9900	6300.0	60	23957	No
119	GOM_NL__2PRFIN20060929_181123_000000312051_00356_23957_2188.N1	29-SEP-2006 18:11:23	Bright	30.500	60	7Bet UMi	2.0810	3950.0	61	23957	No
120	GOM_NL__2PRFIN20060929_181721_000000282051_00356_23957_2189.N1	29-SEP-2006 18:17:21	Bright	28.000	36	50Alp UMa	1.8000	6300.0	56	23957	No
121	GOM_NL__2PRFIN20060929_181850_000000282051_00356_23957_2190.N1	29-SEP-2006 18:18:50	Bright	28.000	82	48Bet UMa	2.3650	10600.	56	23957	No
122	GOM_NL__2PRFIN20060929_182203_000000292051_00356_23957_2191.N1	29-SEP-2006 18:22:03	Bright	29.000	174	52Psi UMa	3.0040	4400.0	58	23957	No
123	GOM_NL__2PRFIN20060929_182842_000000302051_00356_23957_2192.N1	29-SEP-2006 18:28:42	Bright	29.500	166	17Eps Leo	2.9800	6000.0	59	23957	No
124	GOM_NL__2PRFIN20060929_183812_000000392051_00356_23957_2193.N1	29-SEP-2006 18:38:12	Twilight	39.000	48	30Alp Hya	1.9770	4100.0	78	23957	No
125	GOM_NL__2PRFIN20060929_184752_000000322051_00356_23957_2194.N1	29-SEP-2006 18:47:52	Dark	31.500	65	Lam Vel	2.2040	4400.0	63	23957	No
126	GOM_NL__2PRFIN20060929_185110_000000352051_00356_23957_2195.N1	29-SEP-2006 18:51:10	Dark	35.000	46	Del Vel	1.9540	10600.	70	23957	No
127	GOM_NL__2PRFIN20060929_185245_000000402051_00357_23958_2196.N1	29-SEP-2006 18:52:45	Dark	39.500	41	Eps Car	1.8600	4100.0	79	23958	No
128	GOM_NL__2PRFIN20060929_190458_000000342051_00357_23958_2200.N1	29-SEP-2006 19:04:58	Dark	33.500	143	Alp Hyi	2.8570	7200.0	67	23958	No
129	GOM_NL__2PRFIN20060929_190626_000000412051_00357_23958_2201.N1	29-SEP-2006 19:06:26	Dark	41.000	9	Alp Eri	0.45300	24000.	82	23958	No
130	GOM_NL__2PRFIN20060929_191150_000000422051_00357_23958_2202.N1	29-SEP-2006 19:11:50	Straylight	41.500	84	Alp Phe	2.3970	4500.0	83	23958	No
131	GOM_NL__2PRFIN20060929_191631_000000392051_00357_23958_2203.N1	29-SEP-2006 19:16:31	Straylight	39.000	18	24Alp PsA	1.1660	9700.0	78	23958	No
132	GOM_NL__2PRFIN20060929_192901_000000312051_00357_23958_2204.N1	29-SEP-2006 19:29:01	Bright	30.500	90	54Alp Peg	2.4870	11000.	61	23958	No
133	GOM_NL__2PRFIN20060929_193240_000000312051_00357_23958_2205.N1	29-SEP-2006 19:32:40	Bright	30.500	93	53Bet Peg	2.5200	3100.0	61	23958	No
134	GOM_NL__2PRFIN20060929_194250_000000292051_00357_23958_2206.N1	29-SEP-2006 19:42:50	Bright	28.500	89	5Alp Cep	2.4510	8000.0	57	23958	No
135	GOM_NL__2PRFIN20060929_195003_000000302051_00357_23958_2207.N1	29-SEP-2006 19:50:03	Bright	30.000	49	1Alp UMi	1.9900	6300.0	60	23958	No
136	GOM_NL__2PRFIN20060929_195200_000000312051_00357_23958_2208.N1	29-SEP-2006 19:52:00	Bright	31.000	60	7Bet UMi	2.0810	3950.0	62	23958	No
137	GOM_NL__2PRFIN20060929_195757_000000302051_00357_23958_2209.N1	29-SEP-2006 19:57:57	Bright	30.000	36	50Alp UMa	1.8000	6300.0	60	23958	No
138	GOM_NL__2PRFIN20060929_195927_000000302051_00357_23958_2210.N1	29-SEP-2006 19:59:27	Bright	30.000	82	48Bet UMa	2.3650	10600.	60	23958	No
139	GOM_NL__2PRFIN20060929_200239_000000292051_00357_23958_2211.N1	29-SEP-2006 20:02:39	Bright	28.500	174	52Psi UMa	3.0040	4400.0	57	23958	No
140	GOM_NL__2PRFIN20060929_200918_000000312051_00357_23958_2212.N1	29-SEP-2006 20:09:18	Bright	30.500	166	17Eps Leo	2.9800	6000.0	61	23958	No
141	GOM_NL__2PRFIN20060929_201848_000000382051_00357_23958_2213.N1	29-SEP-2006 20:18:48	Twilight	38.000	48	30Alp Hya	1.9770	4100.0	76	23958	No
142	GOM_NL__2PRFIN20060929_202828_000000372051_00357_23958_2214.N1	29-SEP-2006 20:28:28	Dark	37.000	65	Lam Vel	2.2040	4400.0	74	23958	No
143	GOM_NL__2PRFIN20060929_203146_000000332051_00357_23958_2215.N1	29-SEP-2006 20:31:46	Dark	32.500	46	Del Vel	1.9540	10600.	65	23958	No
144	GOM_NL__2PRFIN20060929_203321_000000442051_00358_23959_2216.N1	29-SEP-2006 20:33:21	Dark	43.500	41	Eps Car	1.8600	4100.0	87	23959	No
145	GOM_NL__2PRFIN20060929_204534_000000342051_00358_23959_2200.N1	29-SEP-2006 20:45:34	Dark	33.500	143	Alp Hyi	2.8570	7200.0	67	23959	No
146	GOM_NL__2PRFIN20060929_204702_000000442051_00358_23959_2201.N1	29-SEP-2006 20:47:02	Dark	43.500	9	Alp Eri	0.45300	24000.	87	23959	No

### 3. Quality information per product

In this section it is plotted some information contained in the Quality Summary data set of the level 2 products. Only products in dark limb conditions and without errors (error flag in the MPH set to "0") are used.

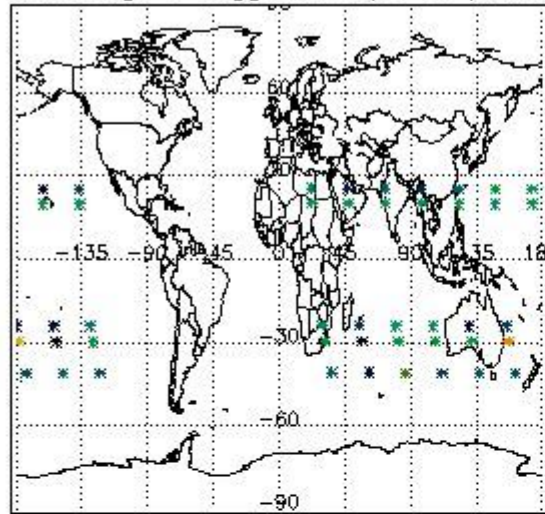
#### 3.1 Plot quality information per product (time dependant)



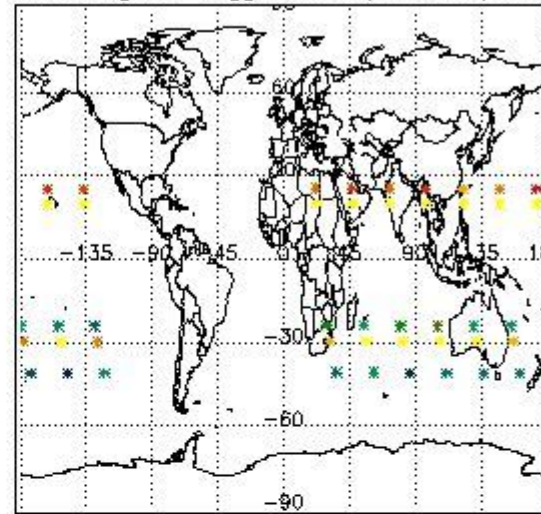
3.2 Plot quality information per product (world map)



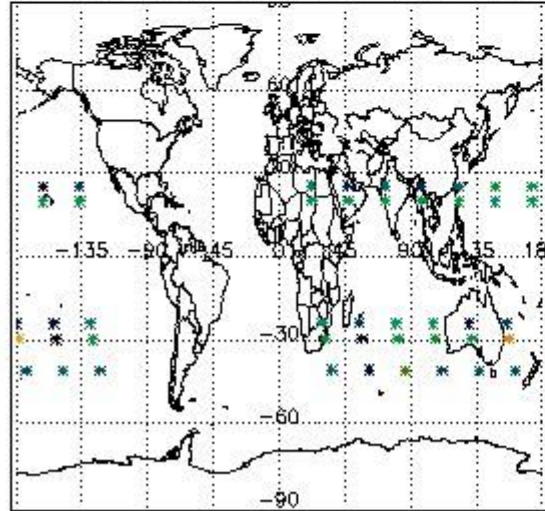
Percentage of flagged data per O3 profile



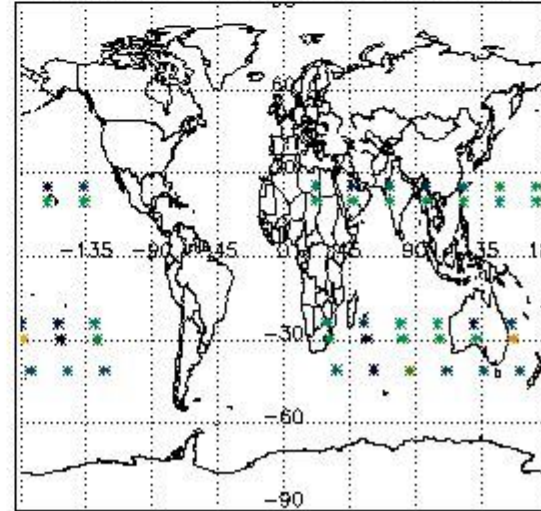
Percentage of flagged data per H2O profile



Percentage of flagged data per NO2 profile



Percentage of flagged data per NO3 profile

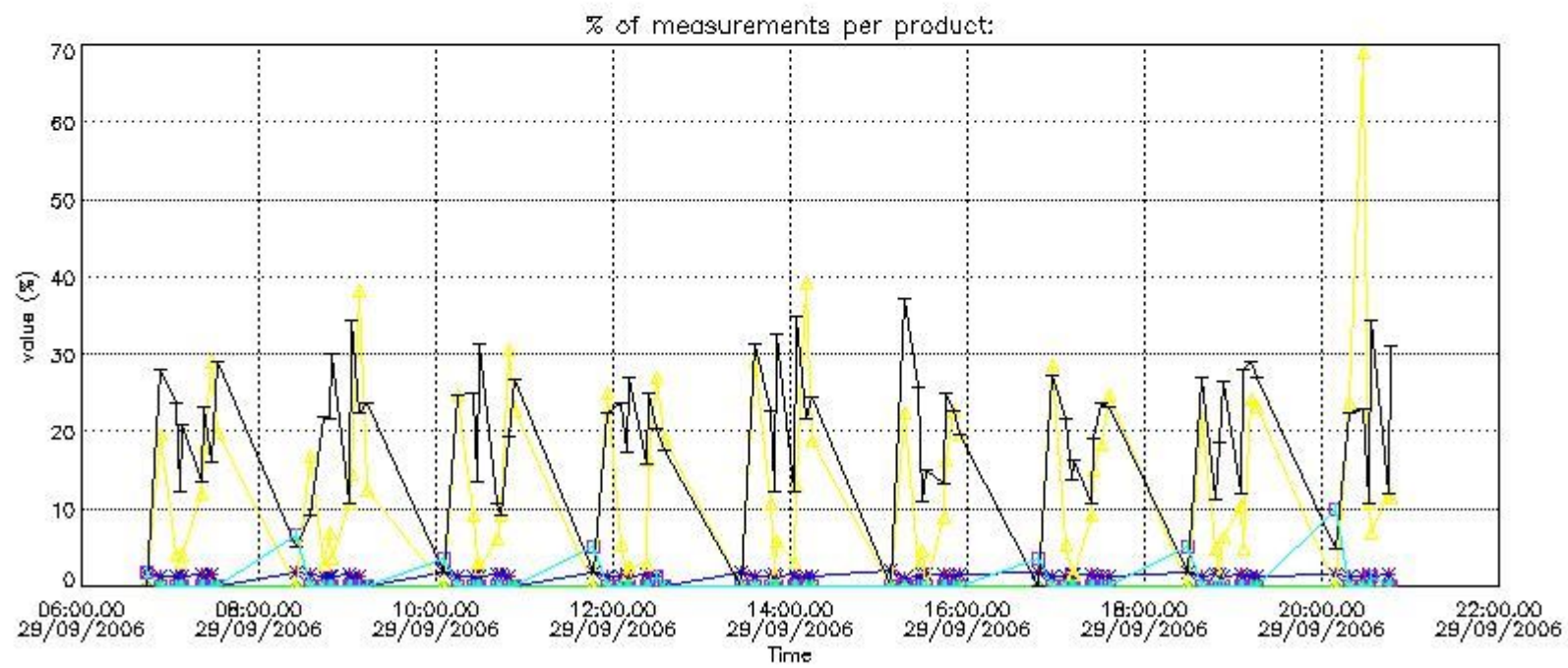


#### 4. Level 1 quality information per product

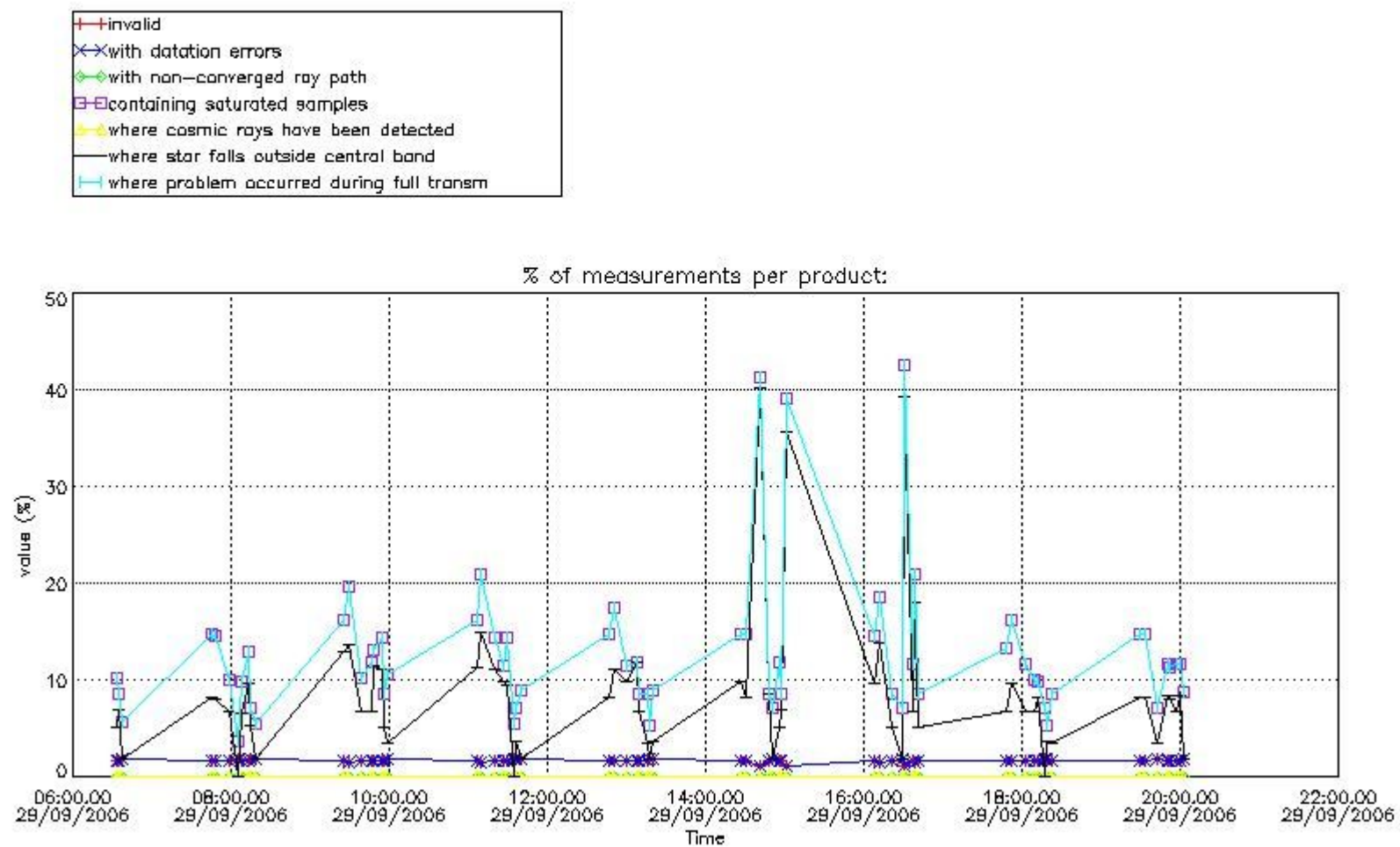
In this section it is plotted some information contained in the Quality Summary data set of the level 2 products that comes from the level 1b processing. Products without errors (error flag in the MPH set to "0") are used.

##### 4.1 Plot quality information per product (time dependant) coming from level 1b processing

###### 4.1.1 Plot level 1 quality information per product (time dependant): ENVISAT ASCENDING passes



4.1.2 Plot level 1 quality information per product (time dependant): ENVISAT DESCENDING passes

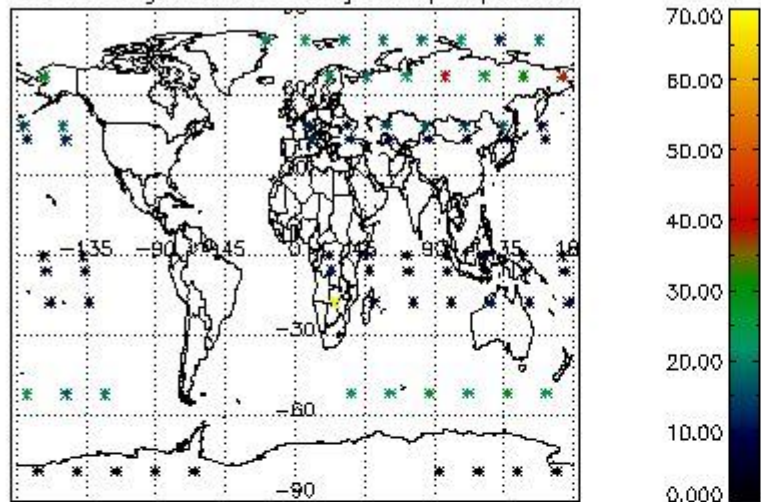


4.2 Plot quality information per product coming from level 1b processing (world map)

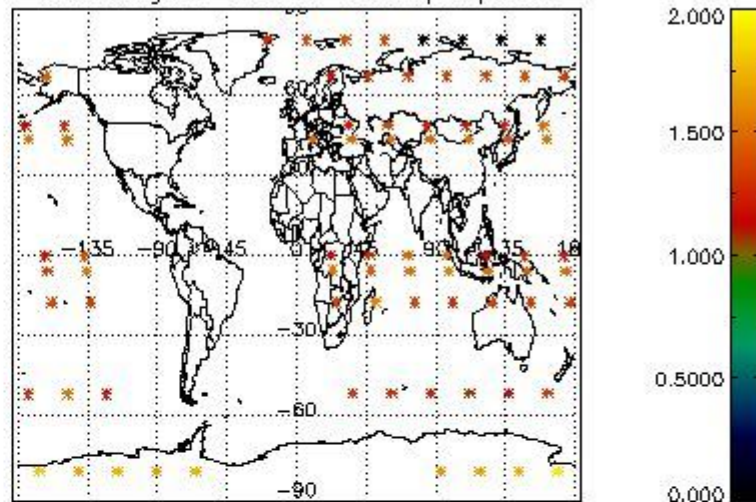
4.2.1 Plot level 1 quality information per product (world map): ENVISAT ASCENDING passes



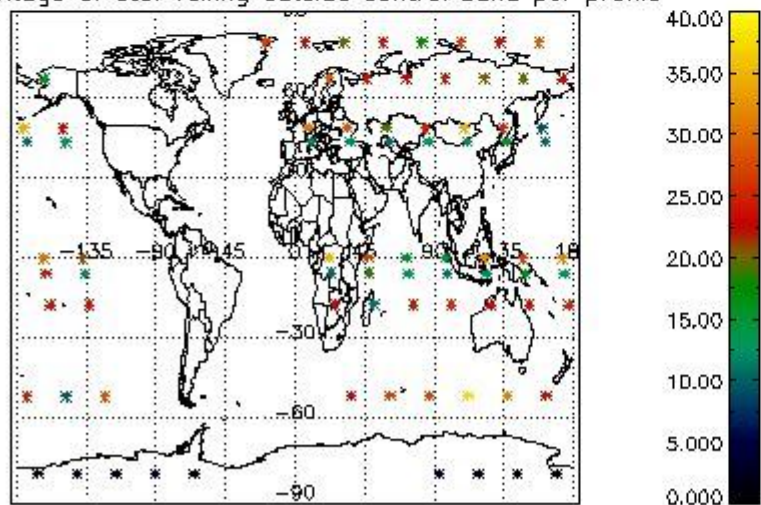
Percentage of cosmic ray hits per profile



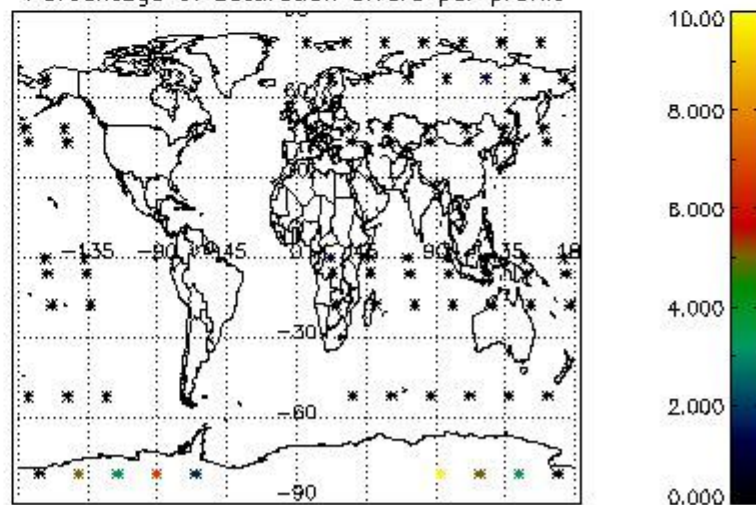
Percentage of datation errors per profile



Percentage of star falling outside central band per profile

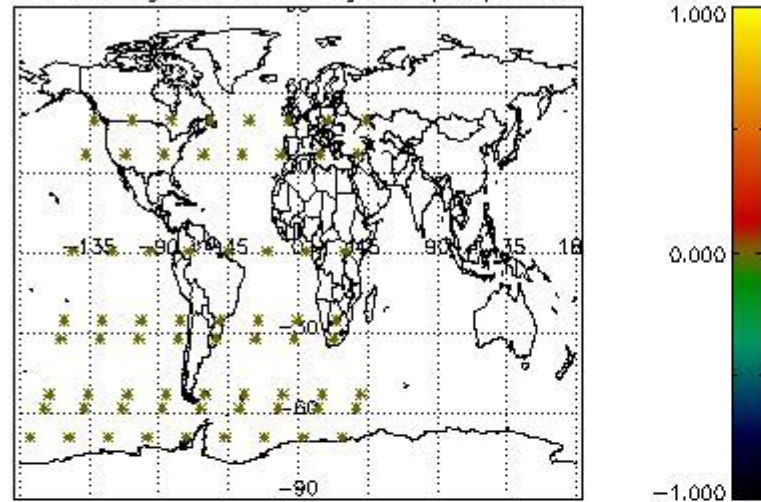


Percentage of saturation errors per profile

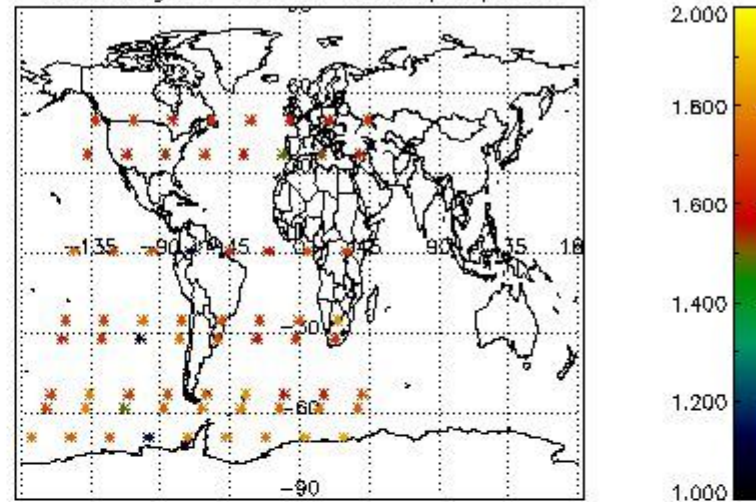


4.2.2 Plot level 1 quality information per product (world map): ENVISAT DESCENDING passes

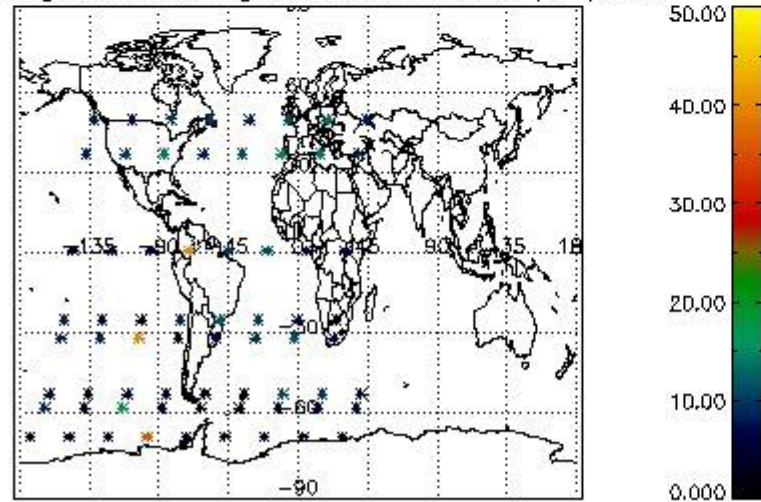
Percentage of cosmic ray hits per profile



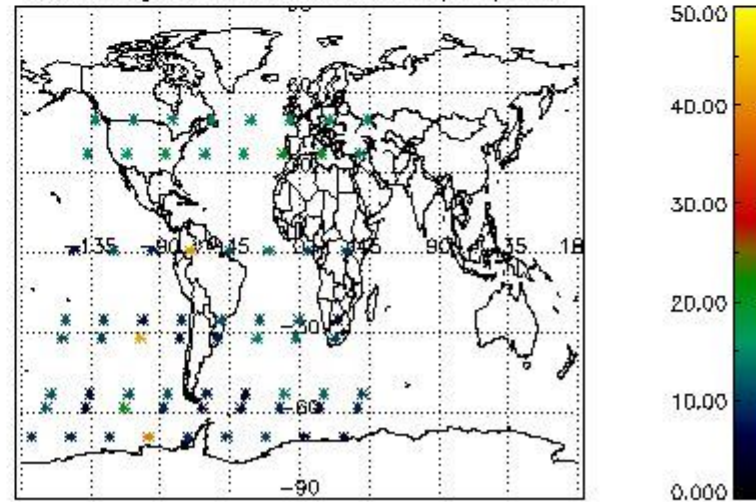
Percentage of datation errors per profile



Percentage of star falling outside central band per profile



Percentage of saturation errors per profile



## 5. Trace gas profiles

### 5.1 Ozone statistics based on quality of products

The final quality of the products can be "measured" using the STD (Standard Deviation) attached to every point profile. This information is written to the parameter GOM\_NL\_\_2P/NL\_LOCAL\_SPECIES\_DENSITY/o3\_std of the level 2 products. The table below shows the statistics for given STD ranges.

The statistics are given with respect to the overall valid production:

- Products without fatal errors: GOM\_NL\_\_2P/MPH/PRODUCT\_ERR=0
- Valid point profile: GOM\_NL\_\_2P/NL\_LOCAL\_SPECIES\_DENSITY/pcd(0)=0

The 'Criteria' is applied to valid points of dark limb products:

- Products in dark limb illumination condition: GOM\_NL\_\_2P/NL\_SUMMARY\_QUALITY/obs\_ill\_cond=0
- Products without fatal errors: GOM\_NL\_\_2P/MPH/PRODUCT\_ERR=0
- Valid point profile: GOM\_NL\_\_2P/NL\_LOCAL\_SPECIES\_DENSITY/pcd(0)=0

So, the table below shows the percentage of dark limb and valid observations for each criteria with respect to the overall valid daily observations.

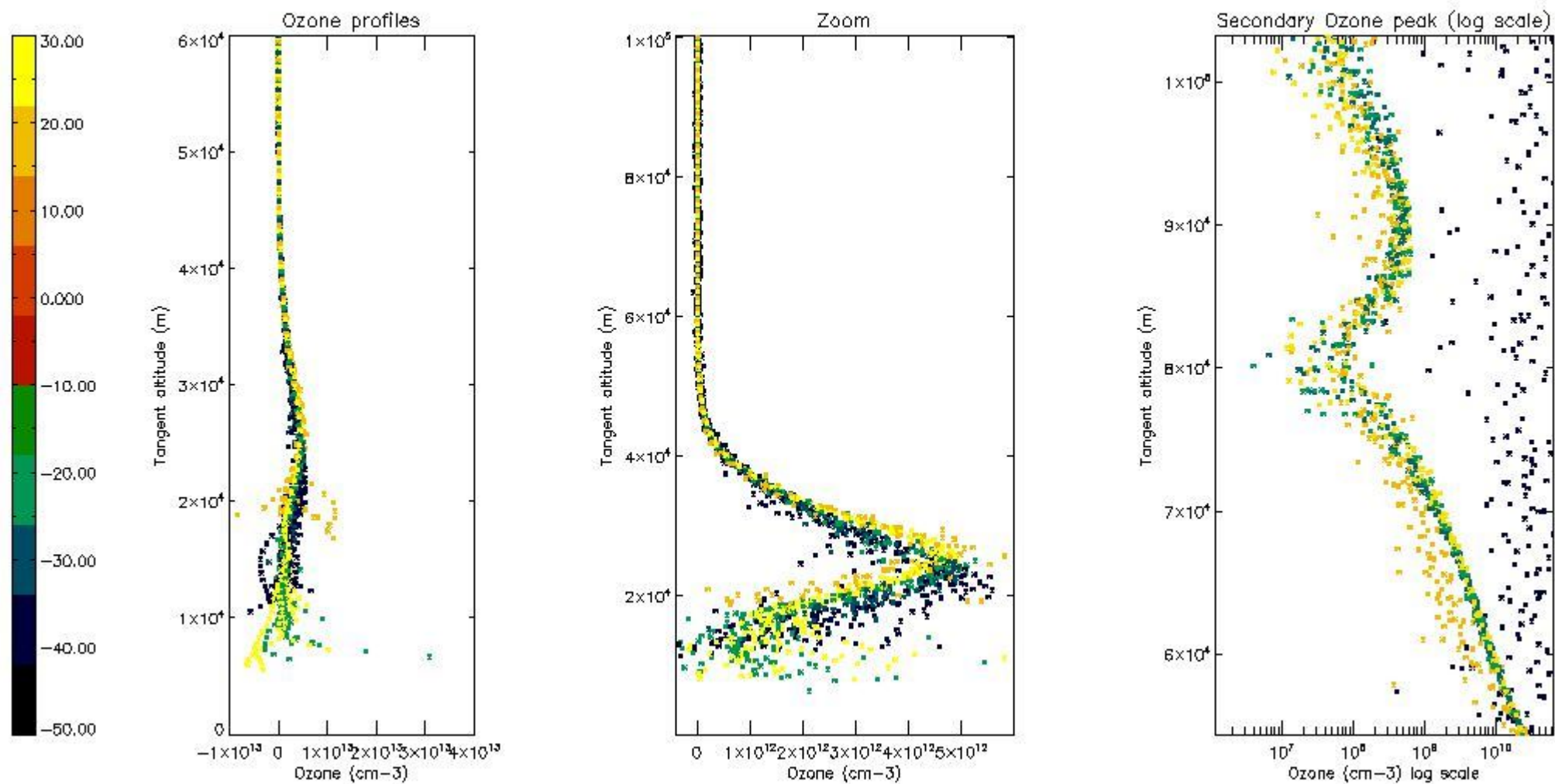
Criteria	% of total production
All STD	34
STD < 20	19



STD < 10	14
STD < 5	7

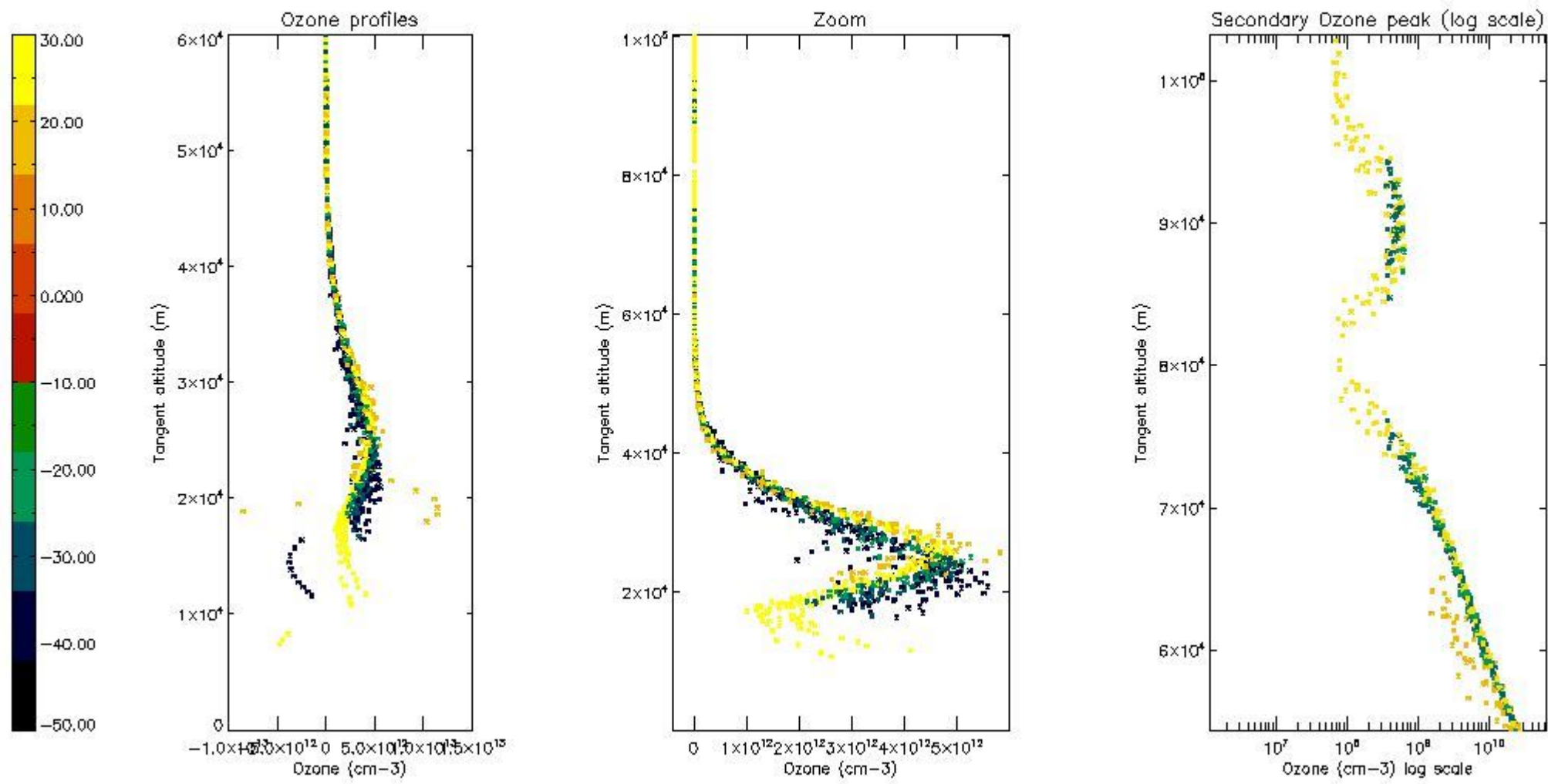
5.2 Plot ozone profiles for all STD (dark without errors)

The colorbar represents the latitude.



5.3 Plot ozone profiles where STD < 20% (dark without errors)

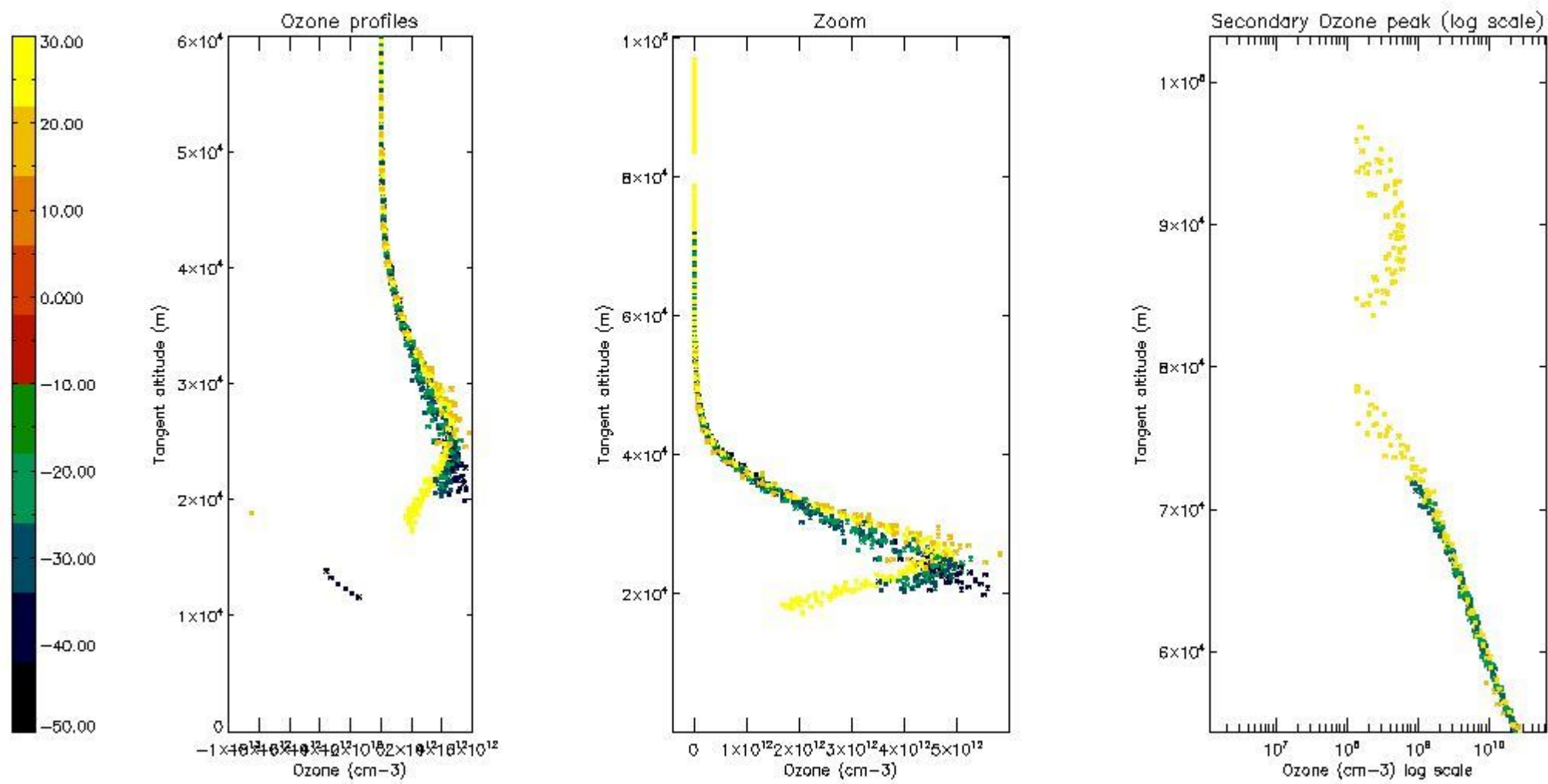
The colorbar represents the latitude.



*5.4 Plot ozone profiles where STD < 10% (dark without errors)*

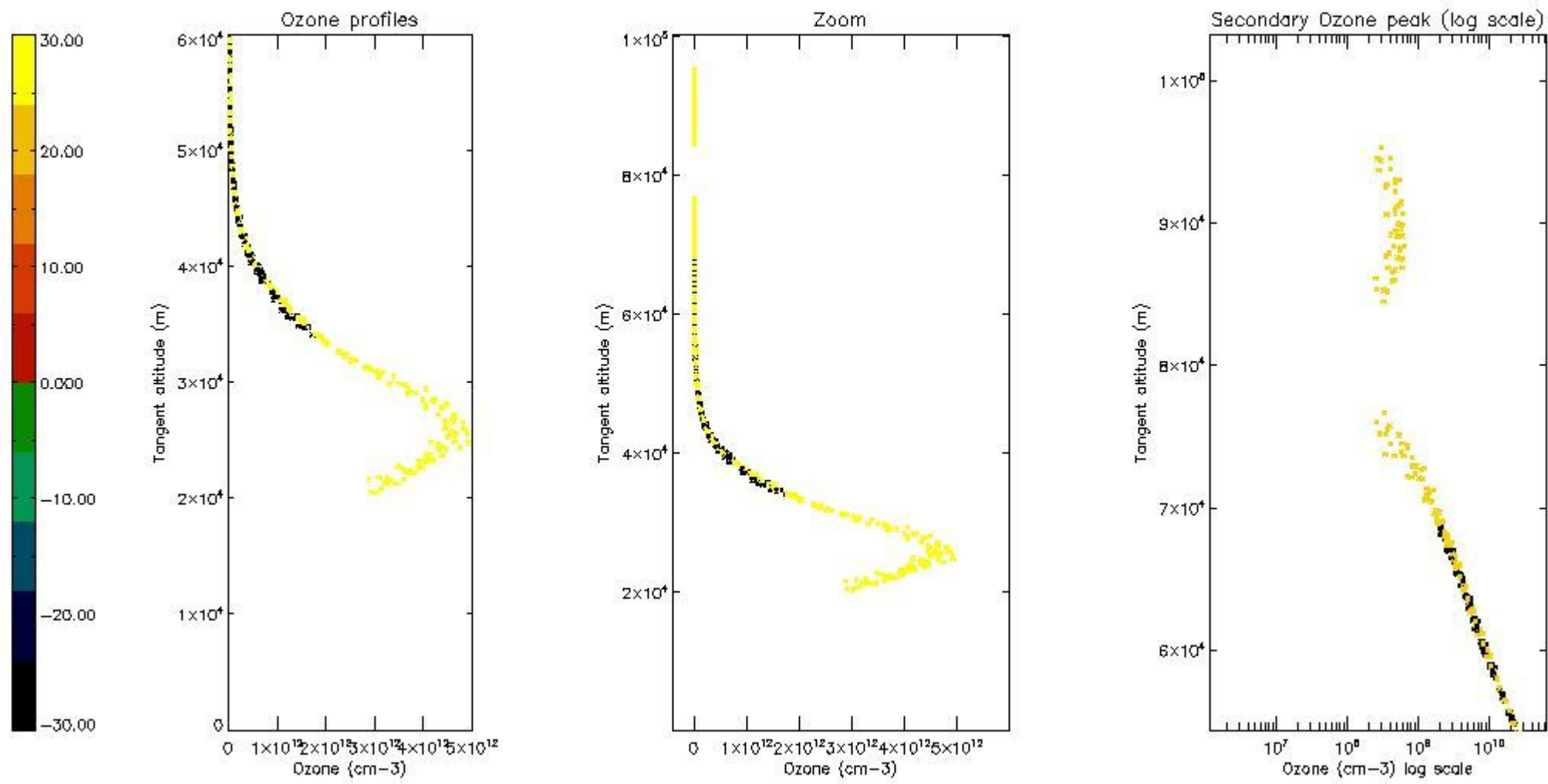
The colorbar represents the latitude.





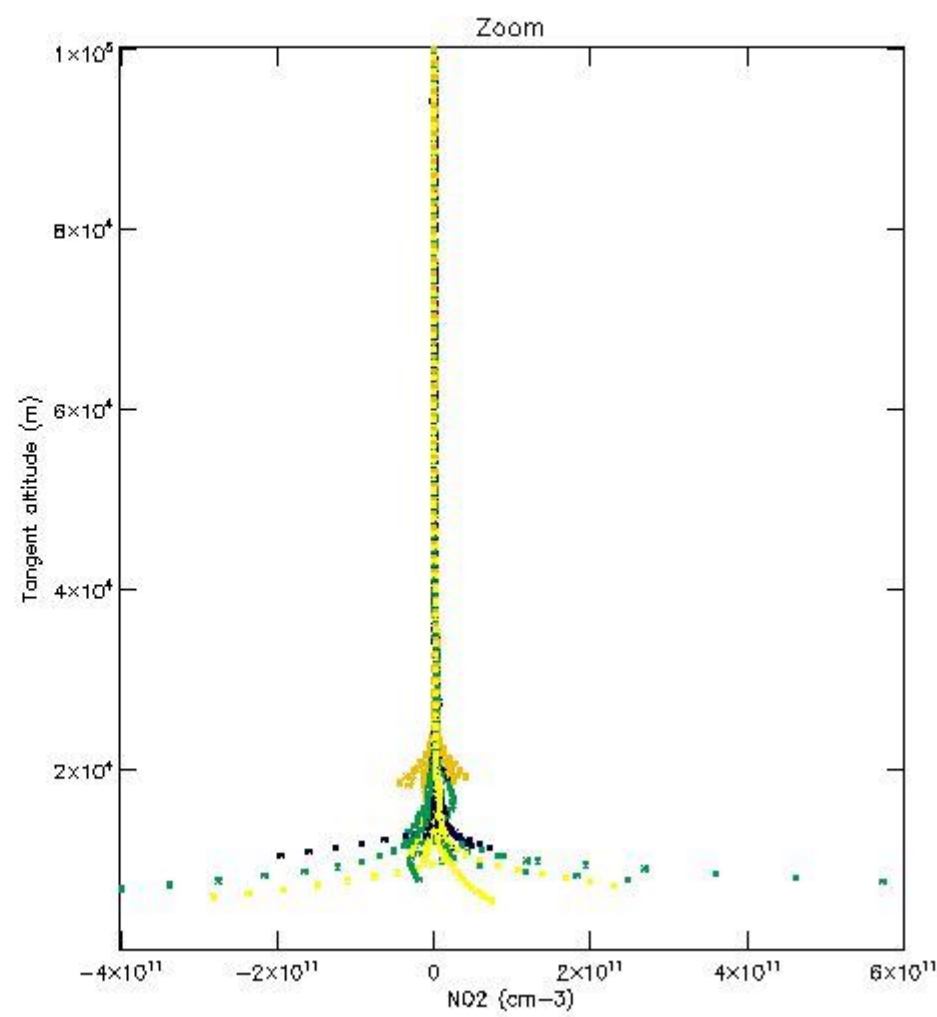
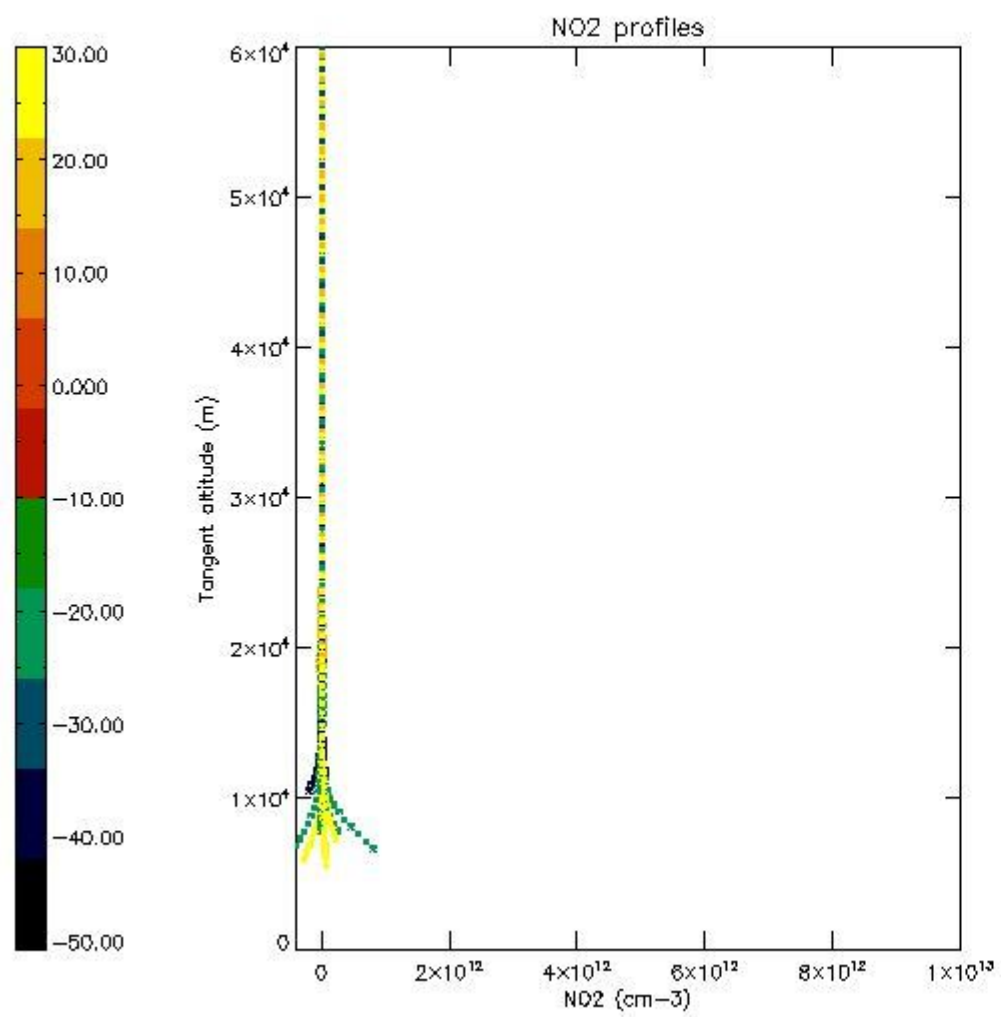
*5.5 Plot ozone profiles where STD < 5% (dark without errors)*

The colorbar represents the latitude.



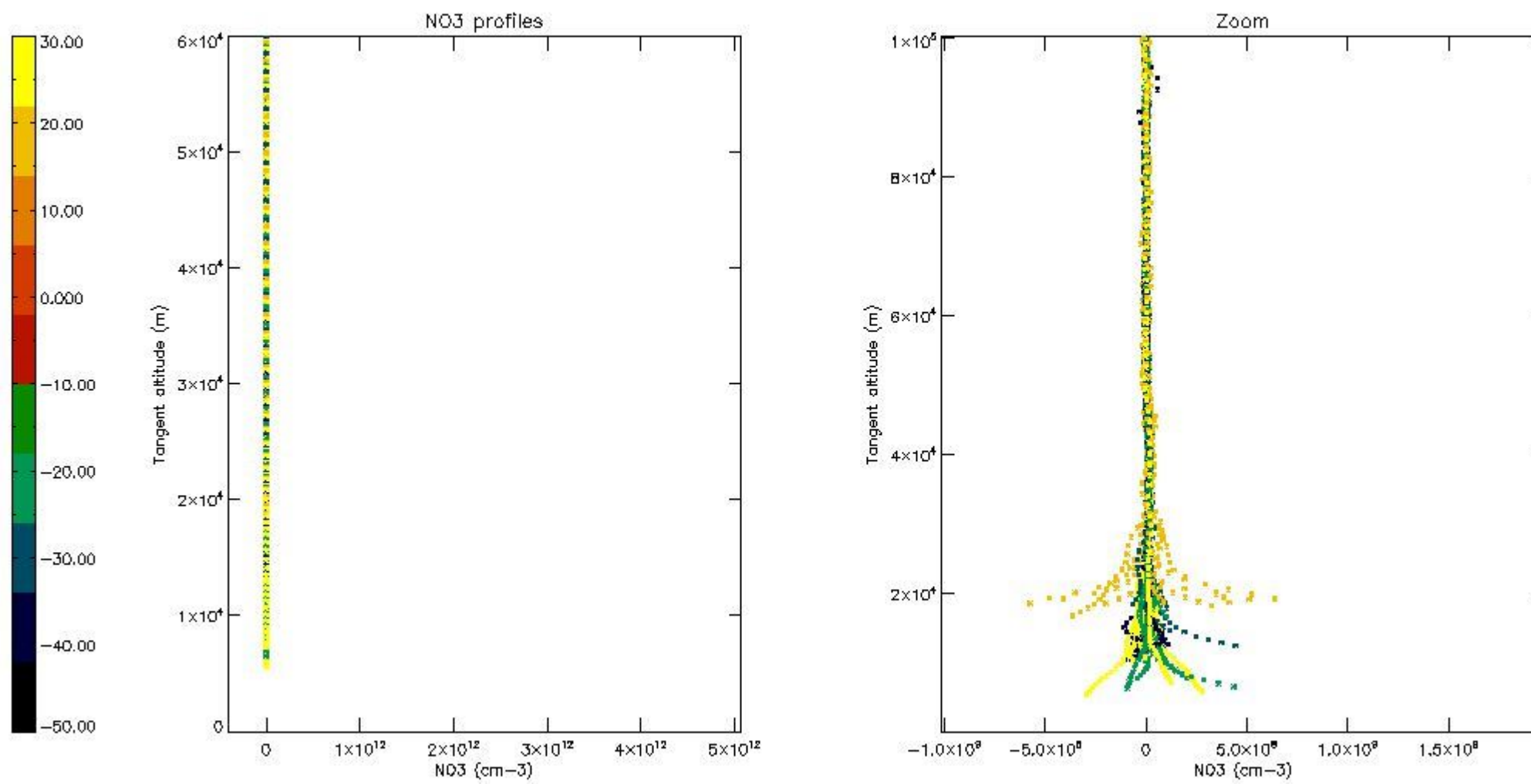
*5.6 Plot NO<sub>2</sub> profiles for all STD (dark without errors)*

The colorbar represents the latitude.



*5.7 Plot NO3 profiles for all STD (dark without errors)*

The colorbar represents the latitude.



## 6. Auxiliary Data Files used for the production reported in section 2

The number reported in the third column indicates since which file (see list in section 2) the corresponding auxiliary file has been used. The fourth column is the date of those product files.

Type	Auxiliary Filename	Used since product	Used since product date
INST_PHYS_CHARACTERISTICS	GOM_INS_AXVIEC20091111_143220_20030716_120000_20500101_000000	1	29-SEP-2006 06:33:09
LEVEL-2_PROC_CONFIG	GOM_PR2_AXVIEC20091111_152718_20020301_000000_20500101_000000	1	29-SEP-2006 06:33:09
CROSS_SECTIONS_FILE	GOM_CRS_AXVIEC20091111_154832_20020301_000000_20500101_000000	1	29-SEP-2006 06:33:09



# GOMOS Level 2 Daily Report

## SUMMARY

### [1. General Info](#)

### [2. Summary of processed GOM\\_NL\\_2P products](#)

### [3. Level 2 Quality information per product](#)

#### [3.1 Plot of level 2 quality information per product \(time dependant\)](#)

#### [3.2 Plot of level 2 quality information per product \(world map\)](#)

### [4. Level 1 Quality information per product \(stored on level 2 products\)](#)

#### [4.1 Plot of level 1 quality information per product \(time dependant\)](#)

##### [4.1.1 Plot of level 1 quality information per product \(time dependant\): ASCENDING](#)

##### [4.1.2 Plot of level 1 quality information per product \(time dependant\): DESCENDING](#)

#### [4.2 Plot of level 1 quality information per product \(world map\)](#)

##### [4.2.1 Plot of level 1 quality information per product \(world map\): ASCENDING](#)

##### [4.2.2 Plot of level 1 quality information per product \(world map\): DESCENDING](#)

### [5. Ozone profiles based on quality statistics and other trace gas profiles](#)

#### [5.1 Ozone statistics based on quality of products](#)

#### [5.2 Plot ozone profiles for all STD \(dark without errors\)](#)

#### [5.3 Plot ozone profiles where STD < 20% \(dark without errors\)](#)

#### [5.4. Plot ozone profiles where STD < 10% \(dark without errors\)](#)

#### [5.5. Plot ozone profiles where STD < 5% \(dark without errors\)](#)

#### [5.6 Plot NO2 profiles for all STD \(dark without errors\)](#)

#### [5.7 Plot NO3 profiles for all STD \(dark without errors\)](#)

#### [5.8 Plot H2O profiles \(only for occultations of stars 1,2,3,4,13,14,16,26,63 dark without errors\) for all STD](#)

### [6. Auxiliary Data Files used for the production reported in section 2](#)

This report presents the daily analysis on parameters extracted from GOMOS level 2 data (GOM\_NL\_\_2P). It is intended to monitor some important parameters that will impact the quality of these products. A list of level 2 products (and content) that have arrived during the reporting day to the PCF is also given.

Item	Value
Time of report generation	24APR2013 04:33:24
Data source version	GOMOS/6.01
Start time of products	29-09-2006 (29SEP2006 00:00:00)
Stop time of products	30-09-2006 (30SEP2006 00:00:00)
Store outputs in DB	Yes
Nb of level 2 prods	146
Nb of prods with errors	0

## 2. Summary of processed GOM\_NL\_\_2P products.

Nr	Filename	UTC Start time	Limb	Duration	Star Id	Star Name	Star Mag	Star Temp	Nb Meas	Orbit	Prod. error
1	GOM_NL__2PRFIN20060929_063309_000000302051_00349_23950_2180.N1	29-SEP-2006 06:33:09	Bright	29.500	36	50Alp UMa	1.8000	6300.0	59	23950	No
2	GOM_NL__2PRFIN20060929_063438_000000292051_00349_23950_2181.N1	29-SEP-2006 06:34:38	Bright	29.000	82	48Bet UMa	2.3650	10600.	58	23950	No
3	GOM_NL__2PRFIN20060929_063750_000000272051_00349_23950_2182.N1	29-SEP-2006 06:37:50	Bright	27.000	174	52Psi UMa	3.0040	4400.0	54	23950	No
4	GOM_NL__2PRFIN20060929_064429_000000292051_00349_23950_2183.N1	29-SEP-2006 06:44:29	Bright	28.500	166	17Eps Leo	2.9800	6000.0	57	23950	No
5	GOM_NL__2PRFIN20060929_065358_000000412051_00349_23950_2184.N1	29-SEP-2006 06:53:58	Twilight	41.000	48	30Alp Hya	1.9770	4100.0	82	23950	No
6	GOM_NL__2PRFIN20060929_070338_000000382051_00349_23950_2185.N1	29-SEP-2006 07:03:38	Dark	38.000	65	Lam Vel	2.2040	4400.0	76	23950	No
7	GOM_NL__2PRFIN20060929_070656_000000332051_00349_23950_2186.N1	29-SEP-2006 07:06:56	Dark	32.500	46	Del Vel	1.9540	10600.	65	23950	No
8	GOM_NL__2PRFIN20060929_070831_000000362051_00350_23951_2187.N1	29-SEP-2006 07:08:31	Dark	36.000	41	Eps Car	1.8600	4100.0	72	23951	No
9	GOM_NL__2PRFIN20060929_072043_000000342051_00350_23951_2180.N1	29-SEP-2006 07:20:43	Dark	33.500	143	Alp Hyi	2.8570	7200.0	67	23951	No
10	GOM_NL__2PRFIN20060929_072211_000000392051_00350_23951_2181.N1	29-SEP-2006 07:22:11	Dark	39.000	9	Alp Eri	0.45300	24000.	78	23951	No
11	GOM_NL__2PRFIN20060929_072736_000000352051_00350_23951_2182.N1	29-SEP-2006 07:27:36	Straylight	34.500	84	Alp Phe	2.3970	4500.0	69	23951	No
12	GOM_NL__2PRFIN20060929_073219_000000382051_00350_23951_2183.N1	29-SEP-2006 07:32:19	Straylight	38.000	18	24Alp PsA	1.1660	9700.0	76	23951	No
13	GOM_NL__2PRFIN20060929_074449_000000312051_00350_23951_2184.N1	29-SEP-2006 07:44:49	Bright	30.500	90	54Alp Peg	2.4870	11000.	61	23951	No
14	GOM_NL__2PRFIN20060929_074829_000000312051_00350_23951_2185.N1	29-SEP-2006 07:48:29	Bright	31.000	93	53Bet Peg	2.5200	3100.0	62	23951	No
15	GOM_NL__2PRFIN20060929_075837_000000302051_00350_23951_2186.N1	29-SEP-2006 07:58:37	Bright	30.000	89	5Alp Cep	2.4510	8000.0	60	23951	No
16	GOM_NL__2PRFIN20060929_080551_000000282051_00350_23951_2187.N1	29-SEP-2006 08:05:51	Bright	27.500	49	1Alp UMi	1.9900	6300.0	55	23951	No
17	GOM_NL__2PRFIN20060929_080746_000000312051_00350_23951_2188.N1	29-SEP-2006 08:07:46	Bright	30.500	60	7Bet UMi	2.0810	3950.0	61	23951	No
18	GOM_NL__2PRFIN20060929_081344_000000312051_00350_23951_2189.N1	29-SEP-2006 08:13:44	Bright	31.000	36	50Alp UMa	1.8000	6300.0	62	23951	No
19	GOM_NL__2PRFIN20060929_081514_000000292051_00350_23951_2190.N1	29-SEP-2006 08:15:14	Bright	28.500	82	48Bet UMa	2.3650	10600.	57	23951	No
20	GOM_NL__2PRFIN20060929_081826_000000282051_00350_23951_2191.N1	29-SEP-2006 08:18:26	Bright	27.500	174	52Psi UMa	3.0040	4400.0	55	23951	No
21	GOM_NL__2PRFIN20060929_082505_000000302051_00350_23951_2192.N1	29-SEP-2006 08:25:05	Bright	30.000	166	17Eps Leo	2.9800	6000.0	60	23951	No
22	GOM_NL__2PRFIN20060929_083434_000000332051_00350_23951_2193.N1	29-SEP-2006 08:34:34	Twilight	32.500	48	30Alp Hya	1.9770	4100.0	65	23951	No
23	GOM_NL__2PRFIN20060929_084414_000000372051_00350_23951_2194.N1	29-SEP-2006 08:44:14	Dark	36.500	65	Lam Vel	2.2040	4400.0	73	23951	No
24	GOM_NL__2PRFIN20060929_084732_000000372051_00350_23951_2195.N1	29-SEP-2006 08:47:32	Dark	37.000	46	Del Vel	1.9540	10600.	74	23951	No
25	GOM_NL__2PRFIN20060929_084907_000000422051_00351_23952_2196.N1	29-SEP-2006 08:49:07	Dark	41.500	41	Eps Car	1.8600	4100.0	83	23952	No
26	GOM_NL__2PRFIN20060929_090120_000000332051_00351_23952_2180.N1	29-SEP-2006 09:01:20	Dark	33.000	143	Alp Hyi	2.8570	7200.0	66	23952	No
27	GOM_NL__2PRFIN20060929_090248_000000452051_00351_23952_2181.N1	29-SEP-2006 09:02:48	Dark	45.000	9	Alp Eri	0.45300	24000.	90	23952	No
28	GOM_NL__2PRFIN20060929_090812_000000382051_00351_23952_2182.N1	29-SEP-2006 09:08:12	Straylight	38.000	84	Alp Phe	2.3970	4500.0	76	23952	No
29	GOM_NL__2PRFIN20060929_091255_000000362051_00351_23952_2183.N1	29-SEP-2006 09:12:55	Straylight	36.000	18	24Alp PsA	1.1660	9700.0	72	23952	No
30	GOM_NL__2PRFIN20060929_092525_000000312051_00351_23952_2184.N1	29-SEP-2006 09:25:25	Bright	31.000	90	54Alp Peg	2.4870	11000.	62	23952	No
31	GOM_NL__2PRFIN20060929_092904_000000332051_00351_23952_2185.N1	29-SEP-2006 09:29:04	Bright	33.000	93	53Bet Peg	2.5200	3100.0	66	23952	No
32	GOM_NL__2PRFIN20060929_093913_000000302051_00351_23952_2186.N1	29-SEP-2006 09:39:13	Bright	29.500	89	5Alp Cep	2.4510	8000.0	59	23952	No
33	GOM_NL__2PRFIN20060929_094627_000000302051_00351_23952_2187.N1	29-SEP-2006 09:46:27	Bright	29.500	49	1Alp UMi	1.9900	6300.0	59	23952	No
34	GOM_NL__2PRFIN20060929_094823_000000312051_00351_23952_2188.N1	29-SEP-2006 09:48:23	Bright	30.500	60	7Bet UMi	2.0810	3950.0	61	23952	No
35	GOM_NL__2PRFIN20060929_095420_000000322051_00351_23952_2189.N1	29-SEP-2006 09:54:20	Bright	31.500	36	50Alp UMa	1.8000	6300.0	63	23952	No
36	GOM_NL__2PRFIN20060929_095550_000000292051_00351_23952_2190.N1	29-SEP-2006 09:55:50	Bright	29.000	82	48Bet UMa	2.3650	10600.	58	23952	No
37	GOM_NL__2PRFIN20060929_095902_000000292051_00351_23952_2191.N1	29-SEP-2006 09:59:02	Bright	28.500	174	52Psi UMa	3.0040	4400.0	57	23952	No
38	GOM_NL__2PRFIN20060929_100541_000000292051_00351_23952_2192.N1	29-SEP-2006 10:05:41	Bright	28.500	166	17Eps Leo	2.9800	6000.0	57	23952	No
39	GOM_NL__2PRFIN20060929_101510_000000392051_00351_23952_2193.N1	29-SEP-2006 10:15:10	Twilight	38.500	48	30Alp Hya	1.9770	4100.0	77	23952	No
40	GOM_NL__2PRFIN20060929_102451_000000382051_00351_23952_2194.N1	29-SEP-2006 10:24:51	Dark	38.000	65	Lam Vel	2.2040	4400.0	76	23952	No
41	GOM_NL__2PRFIN20060929_102808_000000342051_00351_23952_2195.N1	29-SEP-2006 10:28:08	Dark	33.500	46	Del Vel	1.9540	10600.	67	23952	No
42	GOM_NL__2PRFIN20060929_102944_000000422051_00352_23953_2196.N1	29-SEP-2006 10:29:44	Dark	41.500	41	Eps Car	1.8600	4100.0	83	23953	No

43	GOM_NL__2PRFIN20060929_104156_000000332051_00352_23953_2180.N1	29-SEP-2006 10:41:56	Dark	33.000	143	Alp Hyi	2.8570	7200.0	66	23953	No
44	GOM_NL__2PRFIN20060929_104324_000000332051_00352_23953_2181.N1	29-SEP-2006 10:43:24	Dark	33.000	9	Alp Eri	0.45300	24000.	66	23953	No
45	GOM_NL__2PRFIN20060929_104848_000000362051_00352_23953_2182.N1	29-SEP-2006 10:48:48	Straylight	36.000	84	Alp Phe	2.3970	4500.0	72	23953	No
46	GOM_NL__2PRFIN20060929_105331_000000382051_00352_23953_2183.N1	29-SEP-2006 10:53:31	Straylight	37.500	18	24Alp PsA	1.1660	9700.0	75	23953	No
47	GOM_NL__2PRFIN20060929_110601_000000312051_00352_23953_2184.N1	29-SEP-2006 11:06:01	Bright	31.000	90	54Alp Peg	2.4870	11000.	62	23953	No
48	GOM_NL__2PRFIN20060929_110940_000000342051_00352_23953_2185.N1	29-SEP-2006 11:09:40	Bright	33.500	93	53Bet Peg	2.5200	3100.0	67	23953	No
49	GOM_NL__2PRFIN20060929_111949_000000322051_00352_23953_2186.N1	29-SEP-2006 11:19:49	Bright	31.500	89	5Alp Cep	2.4510	8000.0	63	23953	No
50	GOM_NL__2PRFIN20060929_112703_000000312051_00352_23953_2187.N1	29-SEP-2006 11:27:03	Bright	30.500	49	1Alp UMi	1.9900	6300.0	61	23953	No
51	GOM_NL__2PRFIN20060929_112858_000000322051_00352_23953_2188.N1	29-SEP-2006 11:28:58	Bright	31.500	60	7Bet UMi	2.0810	3950.0	63	23953	No
52	GOM_NL__2PRFIN20060929_113456_000000282051_00352_23953_2189.N1	29-SEP-2006 11:34:56	Bright	27.500	36	50Alp UMa	1.8000	6300.0	55	23953	No
53	GOM_NL__2PRFIN20060929_113626_000000282051_00352_23953_2190.N1	29-SEP-2006 11:36:26	Bright	28.000	82	48Bet UMa	2.3650	10600.	56	23953	No
54	GOM_NL__2PRFIN20060929_113938_000000282051_00352_23953_2191.N1	29-SEP-2006 11:39:38	Bright	28.000	174	52Psi UMa	3.0040	4400.0	56	23953	No
55	GOM_NL__2PRFIN20060929_114617_000000302051_00352_23953_2192.N1	29-SEP-2006 11:46:17	Bright	29.500	166	17Eps Leo	2.9800	6000.0	59	23953	No
56	GOM_NL__2PRFIN20060929_115546_000000382051_00352_23953_2193.N1	29-SEP-2006 11:55:46	Twilight	38.000	48	30Alp Hya	1.9770	4100.0	76	23953	No
57	GOM_NL__2PRFIN20060929_120527_000000382051_00352_23953_2194.N1	29-SEP-2006 12:05:27	Dark	38.000	65	Lam Vel	2.2040	4400.0	76	23953	No
58	GOM_NL__2PRFIN20060929_120845_000000352051_00352_23953_2195.N1	29-SEP-2006 12:08:45	Dark	34.500	46	Del Vel	1.9540	10600.	69	23953	No
59	GOM_NL__2PRFIN20060929_121020_000000392051_00353_23954_2196.N1	29-SEP-2006 12:10:20	Dark	39.000	41	Eps Car	1.8600	4100.0	78	23954	No
60	GOM_NL__2PRFIN20060929_122232_000000352051_00353_23954_2180.N1	29-SEP-2006 12:22:32	Dark	35.000	143	Alp Hyi	2.8570	7200.0	70	23954	No
61	GOM_NL__2PRFIN20060929_122400_000000402051_00353_23954_2181.N1	29-SEP-2006 12:24:00	Dark	40.000	9	Alp Eri	0.45300	24000.	80	23954	No
62	GOM_NL__2PRFIN20060929_122924_000000372051_00353_23954_2182.N1	29-SEP-2006 12:29:24	Straylight	37.000	84	Alp Phe	2.3970	4500.0	74	23954	No
63	GOM_NL__2PRFIN20060929_123407_000000342051_00353_23954_2183.N1	29-SEP-2006 12:34:07	Straylight	34.000	18	24Alp PsA	1.1660	9700.0	68	23954	No
64	GOM_NL__2PRFIN20060929_124637_000000312051_00353_23954_2184.N1	29-SEP-2006 12:46:37	Bright	30.500	90	54Alp Peg	2.4870	11000.	61	23954	No
65	GOM_NL__2PRFIN20060929_125016_000000322051_00353_23954_2185.N1	29-SEP-2006 12:50:16	Bright	31.500	93	53Bet Peg	2.5200	3100.0	63	23954	No
66	GOM_NL__2PRFIN20060929_130025_000000312051_00353_23954_2186.N1	29-SEP-2006 13:00:25	Bright	30.500	89	5Alp Cep	2.4510	8000.0	61	23954	No
67	GOM_NL__2PRFIN20060929_130739_000000302051_00353_23954_2187.N1	29-SEP-2006 13:07:39	Bright	29.500	49	1Alp UMi	1.9900	6300.0	59	23954	No
68	GOM_NL__2PRFIN20060929_130935_000000302051_00353_23954_2188.N1	29-SEP-2006 13:09:35	Bright	29.500	60	7Bet UMi	2.0810	3950.0	59	23954	No
69	GOM_NL__2PRFIN20060929_131532_000000292051_00353_23954_2189.N1	29-SEP-2006 13:15:32	Bright	29.000	36	50Alp UMa	1.8000	6300.0	58	23954	No
70	GOM_NL__2PRFIN20060929_131702_000000292051_00353_23954_2190.N1	29-SEP-2006 13:17:02	Bright	28.500	82	48Bet UMa	2.3650	10600.	57	23954	No
71	GOM_NL__2PRFIN20060929_132014_000000282051_00353_23954_2191.N1	29-SEP-2006 13:20:14	Bright	28.000	174	52Psi UMa	3.0040	4400.0	56	23954	No
72	GOM_NL__2PRFIN20060929_132653_000000282051_00353_23954_2192.N1	29-SEP-2006 13:26:53	Bright	27.500	166	17Eps Leo	2.9800	6000.0	55	23954	No
73	GOM_NL__2PRFIN20060929_133622_000000432051_00353_23954_2193.N1	29-SEP-2006 13:36:22	Twilight	43.000	48	30Alp Hya	1.9770	4100.0	86	23954	No
74	GOM_NL__2PRFIN20060929_134603_000000382051_00353_23954_2194.N1	29-SEP-2006 13:46:03	Dark	37.500	65	Lam Vel	2.2040	4400.0	75	23954	No
75	GOM_NL__2PRFIN20060929_134921_000000332051_00353_23954_2195.N1	29-SEP-2006 13:49:21	Dark	33.000	46	Del Vel	1.9540	10600.	66	23954	No
76	GOM_NL__2PRFIN20060929_135056_000000432051_00354_23955_2196.N1	29-SEP-2006 13:50:56	Dark	43.000	41	Eps Car	1.8600	4100.0	86	23955	No
77	GOM_NL__2PRFIN20060929_140309_000000332051_00354_23955_2180.N1	29-SEP-2006 14:03:09	Dark	33.000	143	Alp Hyi	2.8570	7200.0	66	23955	No
78	GOM_NL__2PRFIN20060929_140436_000000462051_00354_23955_2181.N1	29-SEP-2006 14:04:36	Dark	46.000	9	Alp Eri	0.45300	24000.	92	23955	No
79	GOM_NL__2PRFIN20060929_141001_000000372051_00354_23955_2182.N1	29-SEP-2006 14:10:01	Straylight	37.000	84	Alp Phe	2.3970	4500.0	74	23955	No
80	GOM_NL__2PRFIN20060929_141443_000000372051_00354_23955_2183.N1	29-SEP-2006 14:14:43	Straylight	37.000	18	24Alp PsA	1.1660	9700.0	74	23955	No
81	GOM_NL__2PRFIN20060929_142713_000000312051_00354_23955_2184.N1	29-SEP-2006 14:27:13	Bright	30.500	90	54Alp Peg	2.4870	11000.	61	23955	No
82	GOM_NL__2PRFIN20060929_143052_000000312051_00354_23955_2185.N1	29-SEP-2006 14:30:52	Bright	30.500	93	53Bet Peg	2.5200	3100.0	61	23955	No
83	GOM_NL__2PRFIN20060929_144101_000000462051_00354_23955_2186.N1	29-SEP-2006 14:41:01	Bright	46.000	89	5Alp Cep	2.4510	8000.0	92	23955	No
84	GOM_NL__2PRFIN20060929_144815_000000302051_00354_23955_2187.N1	29-SEP-2006 14:48:15	Bright	29.500	49	1Alp UMi	1.9900	6300.0	59	23955	No
85	GOM_NL__2PRFIN20060929_145011_000000292051_00354_23955_2188.N1	29-SEP-2006 14:50:11	Bright	28.500	60	7Bet UMi	2.0810	3950.0	57	23955	No
86	GOM_NL__2PRFIN20060929_145609_000000302051_00354_23955_2189.N1	29-SEP-2006 14:56:09	Bright	29.500	36	50Alp UMa	1.8000	6300.0	59	23955	No
87	GOM_NL__2PRFIN20060929_145738_000000292051_00354_23955_2190.N1	29-SEP-2006 14:57:38	Bright	29.000	82	48Bet UMa	2.3650	10600.	58	23955	No
88	GOM_NL__2PRFIN20060929_150050_000000442051_00354_23955_2191.N1	29-SEP-2006 15:00:50	Bright	43.500	174	52Psi UMa	3.0040	4400.0	87	23955	No
89	GOM_NL__2PRFIN20060929_150729_000000262051_00354_23955_2192.N1	29-SEP-2006 15:07:29	Bright	26.000	166	17Eps Leo	2.9800	6000.0	52	23955	No
90	GOM_NL__2PRFIN20060929_151659_000000472051_00354_23955_2193.N1	29-SEP-2006 15:16:59	Twilight	47.000	48	30Alp Hya	1.9770	4100.0	94	23955	No
91	GOM_NL__2PRFIN20060929_152639_000000392051_00354_23955_2194.N1	29-SEP-2006 15:26:39	Dark	39.000	65	Lam Vel	2.2040	4400.0	78	23955	No
92	GOM_NL__2PRFIN20060929_152957_000000322051_00354_23955_2195.N1	29-SEP-2006 15:29:57	Dark	32.000	46	Del Vel	1.9540	10600.	64	23955	No
93	GOM_NL__2PRFIN20060929_153133_000000342051_00355_23956_2196.N1	29-SEP-2006 15:31:33	Dark	33.500	41	Eps Car	1.8600	4100.0	67	23956	No
94	GOM_NL__2PRFIN20060929_154345_000000342051_00355_23956_2180.N1	29-SEP-2006 15:43:45	Dark	34.000	143	Alp Hyi	2.8570	7200.0	68	23956	No
95	GOM_NL__2PRFIN20060929_154513_000000402051_00355_23956_2181.N1	29-SEP-2006 15:45:13	Dark	40.000	9	Alp Eri	0.45300	24000.	80	23956	No
96	GOM_NL__2PRFIN20060929_155037_000000382051_00355_23956_2182.N1	29-SEP-2006 15:50:37	Straylight	37.500	84	Alp Phe	2.3970	4500.0	75	23956	No
97	GOM_NL__2PRFIN20060929_155519_000000362051_00355_23956_2183.N1	29-SEP-2006 15:55:19	Straylight	35.500	18	24Alp PsA	1.1660	9700.0	71	23956	No
98	GOM_NL__2PRFIN20060929_160749_000000312051_00355_23956_2184.N1	29-SEP-2006 16:07:49	Bright	31.000	90	54Alp Peg	2.4870	11000.	62	23956	No
99	GOM_NL__2PRFIN20060929_161128_000000332051_00355_23956_2185.N1	29-SEP-2006 16:11:28	Bright	32.500	93	53Bet Peg	2.5200	3100.0	65	23956	No
100	GOM_NL__2PRFIN20060929_162137_000000302051_00355_23956_2186.N1	29-SEP-2006 16:21:37	Bright	29.500	89	5Alp Cep	2.4510	8000.0	59	23956	No
101	GOM_NL__2PRFIN20060929_162851_000000292051_00355_23956_2187.N1	29-SEP-2006 16:28:51	Bright	28.500	49	1Alp UMi	1.9900	6300.0	57	23956	No

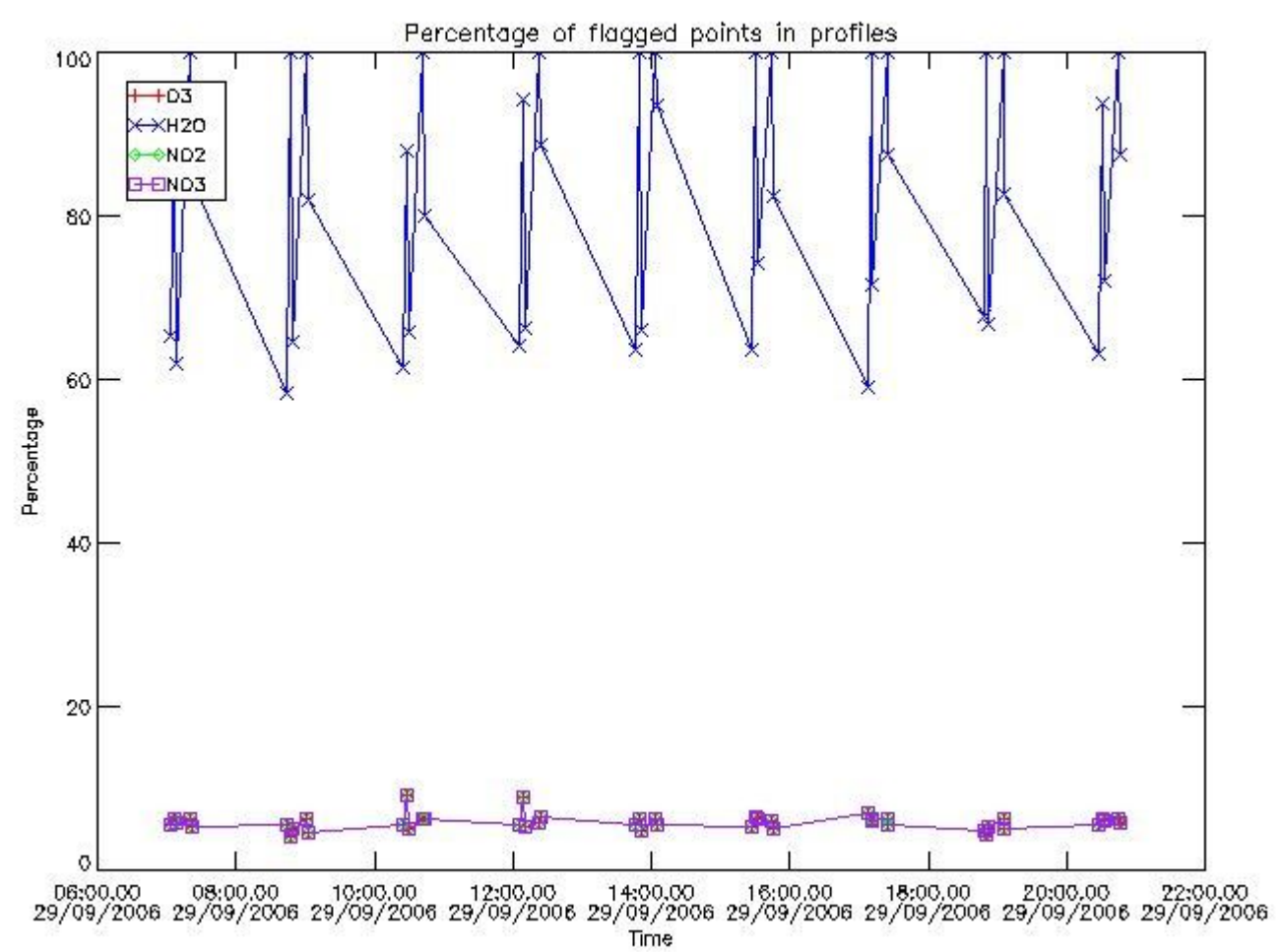
102	GOM_NL__2PRFIN20060929_163047_000000472051_00355_23956_2188.N1	29-SEP-2006 16:30:47	Bright	47.000	60	7Bet UMi	2.0810	3950.0	94	23956	No
103	GOM_NL__2PRFIN20060929_163645_000000302051_00355_23956_2189.N1	29-SEP-2006 16:36:45	Bright	30.000	36	50Alp UMa	1.8000	6300.0	60	23956	No
104	GOM_NL__2PRFIN20060929_163814_000000342051_00355_23956_2190.N1	29-SEP-2006 16:38:14	Bright	33.500	82	48Bet UMa	2.3650	10600.	67	23956	No
105	GOM_NL__2PRFIN20060929_164126_000000302051_00355_23956_2191.N1	29-SEP-2006 16:41:26	Bright	29.500	174	52Psi UMa	3.0040	4400.0	59	23956	No
106	GOM_NL__2PRFIN20060929_164805_000000292051_00355_23956_2192.N1	29-SEP-2006 16:48:05	Bright	29.000	166	17Eps Leo	2.9800	6000.0	58	23956	No
107	GOM_NL__2PRFIN20060929_165735_000000412051_00355_23956_2193.N1	29-SEP-2006 16:57:35	Twilight	40.500	48	30Alp Hya	1.9770	4100.0	81	23956	No
108	GOM_NL__2PRFIN20060929_170716_000000372051_00355_23956_2194.N1	29-SEP-2006 17:07:16	Dark	37.000	65	Lam Vel	2.2040	4400.0	74	23956	No
109	GOM_NL__2PRFIN20060929_171034_000000332051_00355_23956_2195.N1	29-SEP-2006 17:10:34	Dark	33.000	46	Del Vel	1.9540	10600.	66	23956	No
110	GOM_NL__2PRFIN20060929_171209_000000342051_00356_23957_2196.N1	29-SEP-2006 17:12:09	Dark	34.000	41	Eps Car	1.8600	4100.0	68	23957	No
111	GOM_NL__2PRFIN20060929_172422_000000332051_00356_23957_2180.N1	29-SEP-2006 17:24:22	Dark	33.000	143	Alp Hyi	2.8570	7200.0	66	23957	No
112	GOM_NL__2PRFIN20060929_172549_000000372051_00356_23957_2181.N1	29-SEP-2006 17:25:49	Dark	36.500	9	Alp Eri	0.45300	24000.	73	23957	No
113	GOM_NL__2PRFIN20060929_173113_000000382051_00356_23957_2182.N1	29-SEP-2006 17:31:13	Straylight	38.000	84	Alp Phe	2.3970	4500.0	76	23957	No
114	GOM_NL__2PRFIN20060929_173555_000000372051_00356_23957_2183.N1	29-SEP-2006 17:35:55	Straylight	36.500	18	24Alp PsA	1.1660	9700.0	73	23957	No
115	GOM_NL__2PRFIN20060929_174825_000000302051_00356_23957_2184.N1	29-SEP-2006 17:48:25	Bright	30.000	90	54Alp Peg	2.4870	11000.	60	23957	No
116	GOM_NL__2PRFIN20060929_175204_000000312051_00356_23957_2185.N1	29-SEP-2006 17:52:04	Bright	31.000	93	53Bet Peg	2.5200	3100.0	62	23957	No
117	GOM_NL__2PRFIN20060929_180213_000000302051_00356_23957_2186.N1	29-SEP-2006 18:02:13	Bright	30.000	89	5Alp Cep	2.4510	8000.0	60	23957	No
118	GOM_NL__2PRFIN20060929_180927_000000302051_00356_23957_2187.N1	29-SEP-2006 18:09:27	Bright	30.000	49	1Alp UMi	1.9900	6300.0	60	23957	No
119	GOM_NL__2PRFIN20060929_181123_000000312051_00356_23957_2188.N1	29-SEP-2006 18:11:23	Bright	30.500	60	7Bet UMi	2.0810	3950.0	61	23957	No
120	GOM_NL__2PRFIN20060929_181721_000000282051_00356_23957_2189.N1	29-SEP-2006 18:17:21	Bright	28.000	36	50Alp UMa	1.8000	6300.0	56	23957	No
121	GOM_NL__2PRFIN20060929_181850_000000282051_00356_23957_2190.N1	29-SEP-2006 18:18:50	Bright	28.000	82	48Bet UMa	2.3650	10600.	56	23957	No
122	GOM_NL__2PRFIN20060929_182203_000000292051_00356_23957_2191.N1	29-SEP-2006 18:22:03	Bright	29.000	174	52Psi UMa	3.0040	4400.0	58	23957	No
123	GOM_NL__2PRFIN20060929_182842_000000302051_00356_23957_2192.N1	29-SEP-2006 18:28:42	Bright	29.500	166	17Eps Leo	2.9800	6000.0	59	23957	No
124	GOM_NL__2PRFIN20060929_183812_000000392051_00356_23957_2193.N1	29-SEP-2006 18:38:12	Twilight	39.000	48	30Alp Hya	1.9770	4100.0	78	23957	No
125	GOM_NL__2PRFIN20060929_184752_000000322051_00356_23957_2194.N1	29-SEP-2006 18:47:52	Dark	31.500	65	Lam Vel	2.2040	4400.0	63	23957	No
126	GOM_NL__2PRFIN20060929_185110_000000352051_00356_23957_2195.N1	29-SEP-2006 18:51:10	Dark	35.000	46	Del Vel	1.9540	10600.	70	23957	No
127	GOM_NL__2PRFIN20060929_185245_000000402051_00357_23958_2196.N1	29-SEP-2006 18:52:45	Dark	39.500	41	Eps Car	1.8600	4100.0	79	23958	No
128	GOM_NL__2PRFIN20060929_190458_000000342051_00357_23958_2200.N1	29-SEP-2006 19:04:58	Dark	33.500	143	Alp Hyi	2.8570	7200.0	67	23958	No
129	GOM_NL__2PRFIN20060929_190626_000000412051_00357_23958_2201.N1	29-SEP-2006 19:06:26	Dark	41.000	9	Alp Eri	0.45300	24000.	82	23958	No
130	GOM_NL__2PRFIN20060929_191150_000000422051_00357_23958_2202.N1	29-SEP-2006 19:11:50	Straylight	41.500	84	Alp Phe	2.3970	4500.0	83	23958	No
131	GOM_NL__2PRFIN20060929_191631_000000392051_00357_23958_2203.N1	29-SEP-2006 19:16:31	Straylight	39.000	18	24Alp PsA	1.1660	9700.0	78	23958	No
132	GOM_NL__2PRFIN20060929_192901_000000312051_00357_23958_2204.N1	29-SEP-2006 19:29:01	Bright	30.500	90	54Alp Peg	2.4870	11000.	61	23958	No
133	GOM_NL__2PRFIN20060929_193240_000000312051_00357_23958_2205.N1	29-SEP-2006 19:32:40	Bright	30.500	93	53Bet Peg	2.5200	3100.0	61	23958	No
134	GOM_NL__2PRFIN20060929_194250_000000292051_00357_23958_2206.N1	29-SEP-2006 19:42:50	Bright	28.500	89	5Alp Cep	2.4510	8000.0	57	23958	No
135	GOM_NL__2PRFIN20060929_195003_000000302051_00357_23958_2207.N1	29-SEP-2006 19:50:03	Bright	30.000	49	1Alp UMi	1.9900	6300.0	60	23958	No
136	GOM_NL__2PRFIN20060929_195200_000000312051_00357_23958_2208.N1	29-SEP-2006 19:52:00	Bright	31.000	60	7Bet UMi	2.0810	3950.0	62	23958	No
137	GOM_NL__2PRFIN20060929_195757_000000302051_00357_23958_2209.N1	29-SEP-2006 19:57:57	Bright	30.000	36	50Alp UMa	1.8000	6300.0	60	23958	No
138	GOM_NL__2PRFIN20060929_195927_000000302051_00357_23958_2210.N1	29-SEP-2006 19:59:27	Bright	30.000	82	48Bet UMa	2.3650	10600.	60	23958	No
139	GOM_NL__2PRFIN20060929_200239_000000292051_00357_23958_2211.N1	29-SEP-2006 20:02:39	Bright	28.500	174	52Psi UMa	3.0040	4400.0	57	23958	No
140	GOM_NL__2PRFIN20060929_200918_000000312051_00357_23958_2212.N1	29-SEP-2006 20:09:18	Bright	30.500	166	17Eps Leo	2.9800	6000.0	61	23958	No
141	GOM_NL__2PRFIN20060929_201848_000000382051_00357_23958_2213.N1	29-SEP-2006 20:18:48	Twilight	38.000	48	30Alp Hya	1.9770	4100.0	76	23958	No
142	GOM_NL__2PRFIN20060929_202828_000000372051_00357_23958_2214.N1	29-SEP-2006 20:28:28	Dark	37.000	65	Lam Vel	2.2040	4400.0	74	23958	No
143	GOM_NL__2PRFIN20060929_203146_000000332051_00357_23958_2215.N1	29-SEP-2006 20:31:46	Dark	32.500	46	Del Vel	1.9540	10600.	65	23958	No
144	GOM_NL__2PRFIN20060929_203321_000000442051_00358_23959_2216.N1	29-SEP-2006 20:33:21	Dark	43.500	41	Eps Car	1.8600	4100.0	87	23959	No
145	GOM_NL__2PRFIN20060929_204534_000000342051_00358_23959_2200.N1	29-SEP-2006 20:45:34	Dark	33.500	143	Alp Hyi	2.8570	7200.0	67	23959	No
146	GOM_NL__2PRFIN20060929_204702_000000442051_00358_23959_2201.N1	29-SEP-2006 20:47:02	Dark	43.500	9	Alp Eri	0.45300	24000.	87	23959	No

### 3. Quality information per product

In this section it is plotted some information contained in the Quality Summary data set of the level 2 products. Only products in dark limb conditions and without errors (error flag in the MPH set to "0") are used.

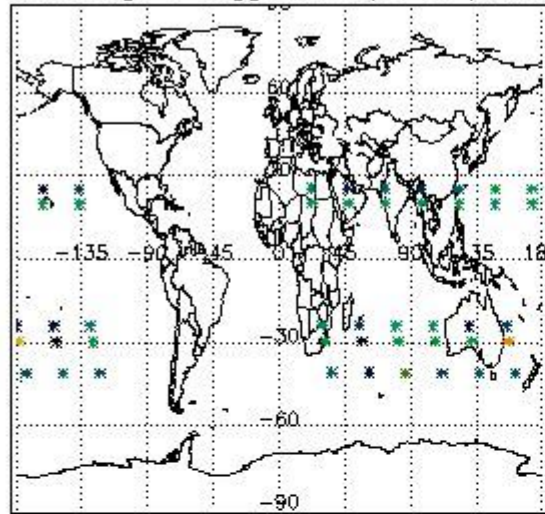
#### 3.1 Plot quality information per product (time dependant)



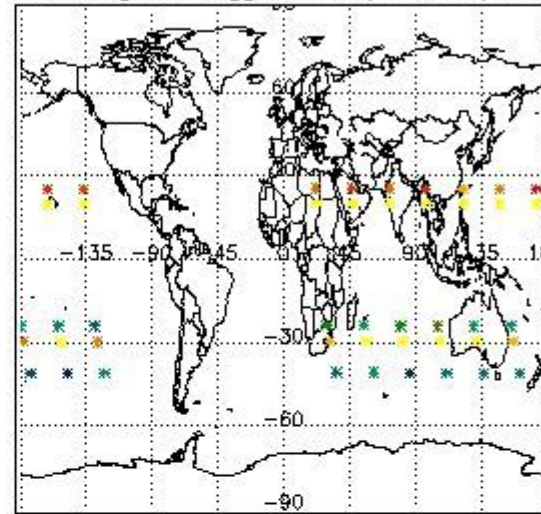


3.2 Plot quality information per product (world map)

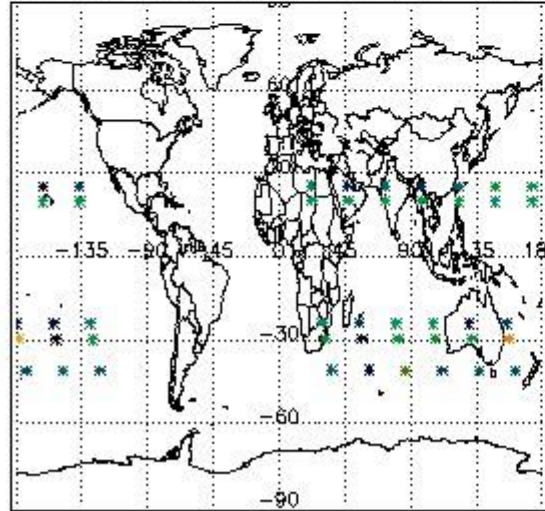
Percentage of flagged data per O3 profile



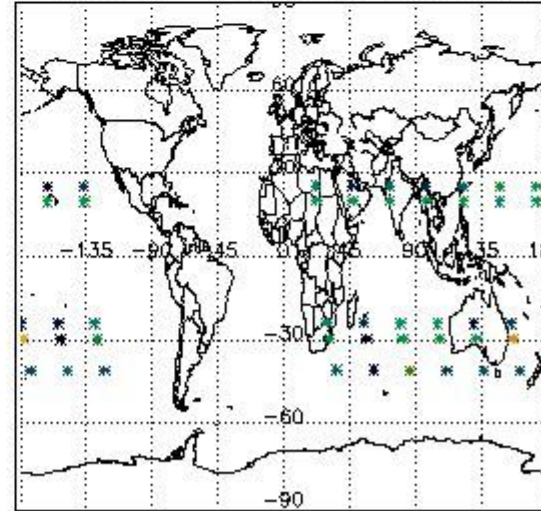
Percentage of flagged data per H2O profile



Percentage of flagged data per NO2 profile



Percentage of flagged data per NO3 profile

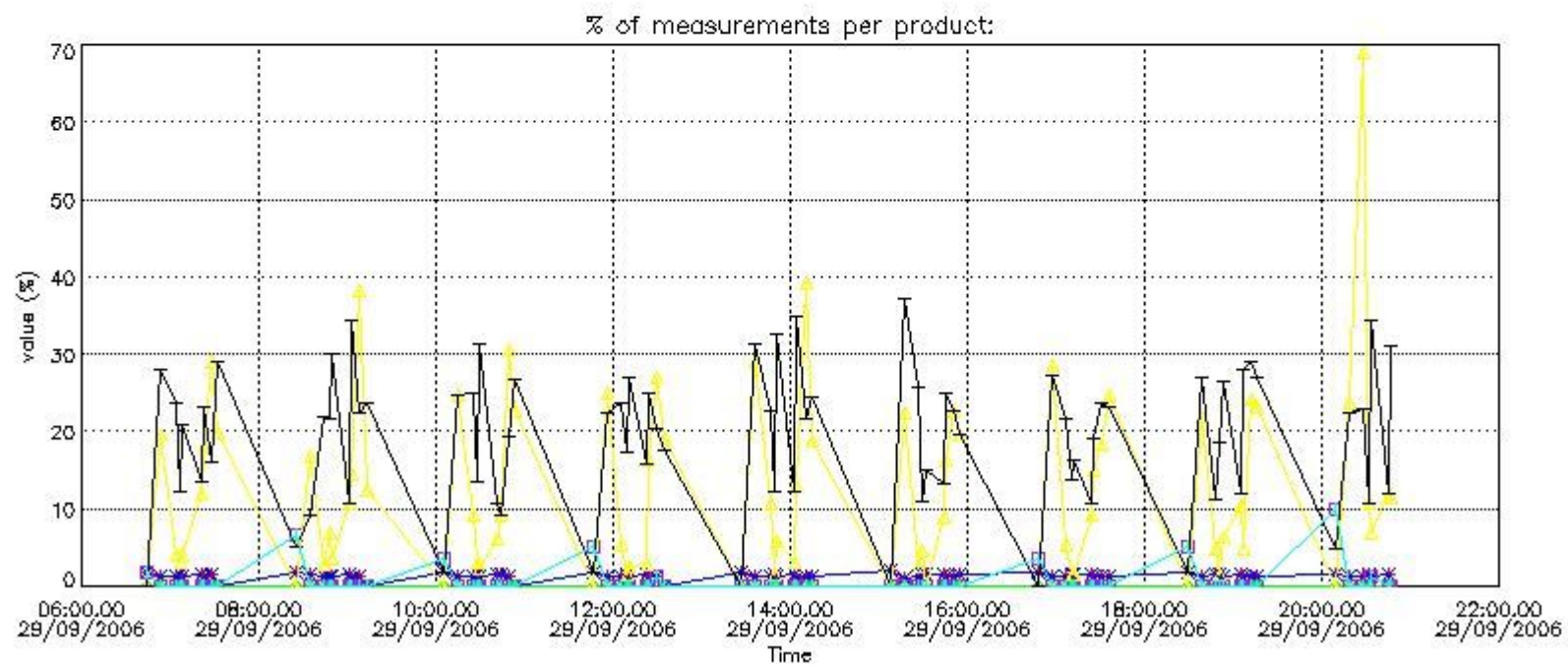


#### 4. Level 1 quality information per product

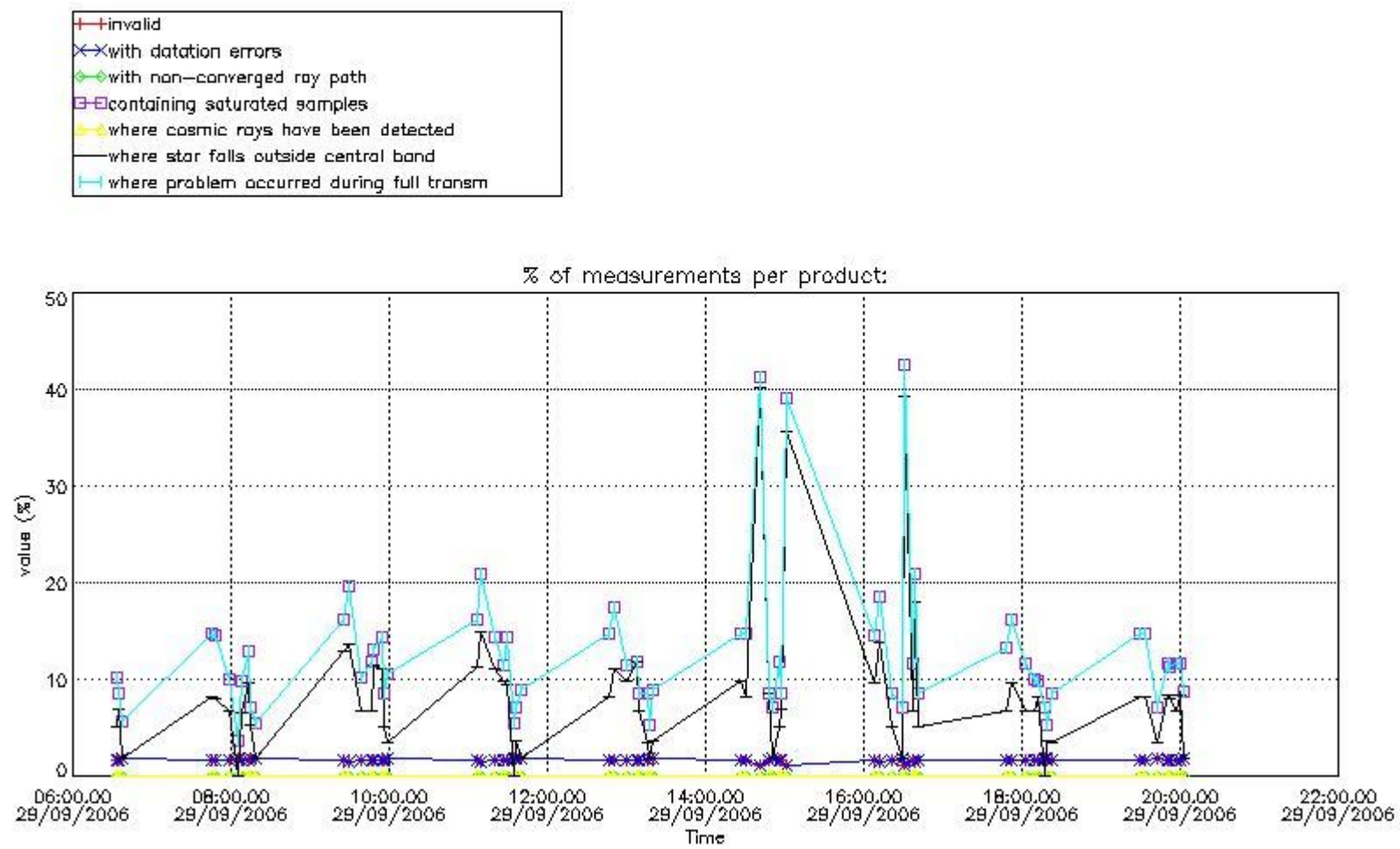
In this section it is plotted some information contained in the Quality Summary data set of the level 2 products that comes from the level 1b processing. Products without errors (error flag in the MPH set to "0") are used.

##### 4.1 Plot quality information per product (time dependant) coming from level 1b processing

###### 4.1.1 Plot level 1 quality information per product (time dependant): ENVISAT ASCENDING passes



4.1.2 Plot level 1 quality information per product (time dependant): ENVISAT DESCENDING passes

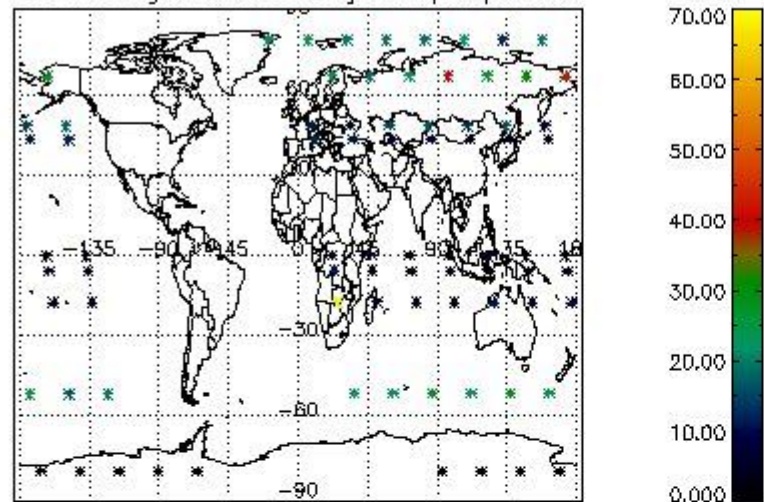


*4.2 Plot quality information per product coming from level 1b processing (world map)*

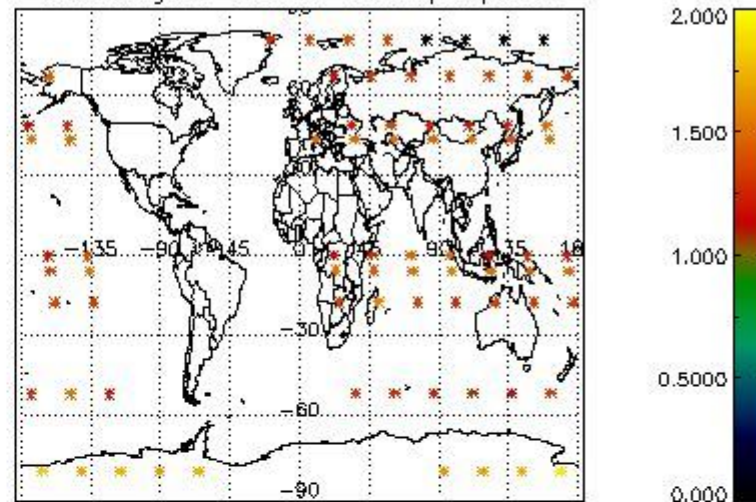
*4.2.1 Plot level 1 quality information per product (world map): ENVISAT ASCENDING passes*



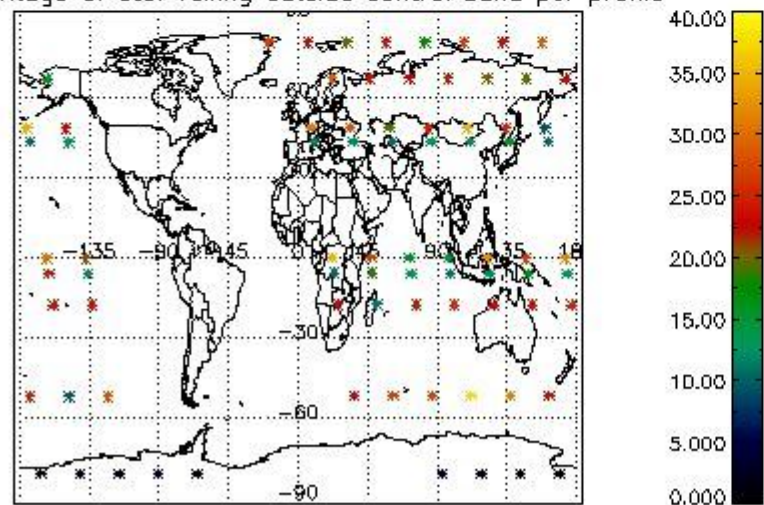
Percentage of cosmic ray hits per profile



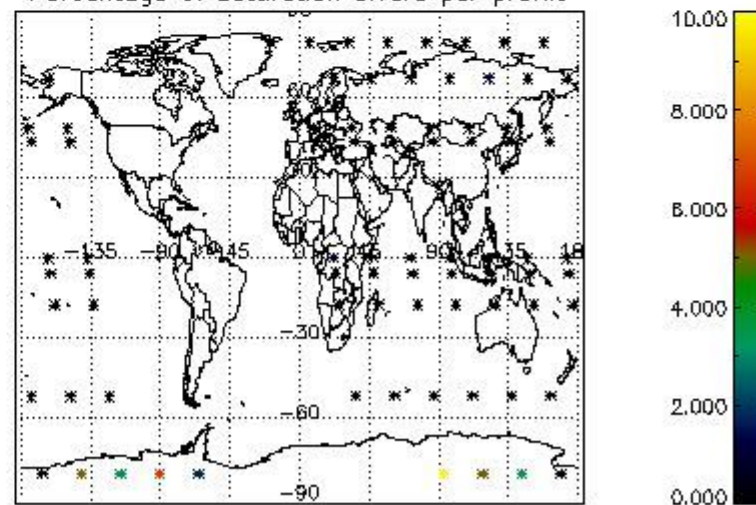
Percentage of datation errors per profile



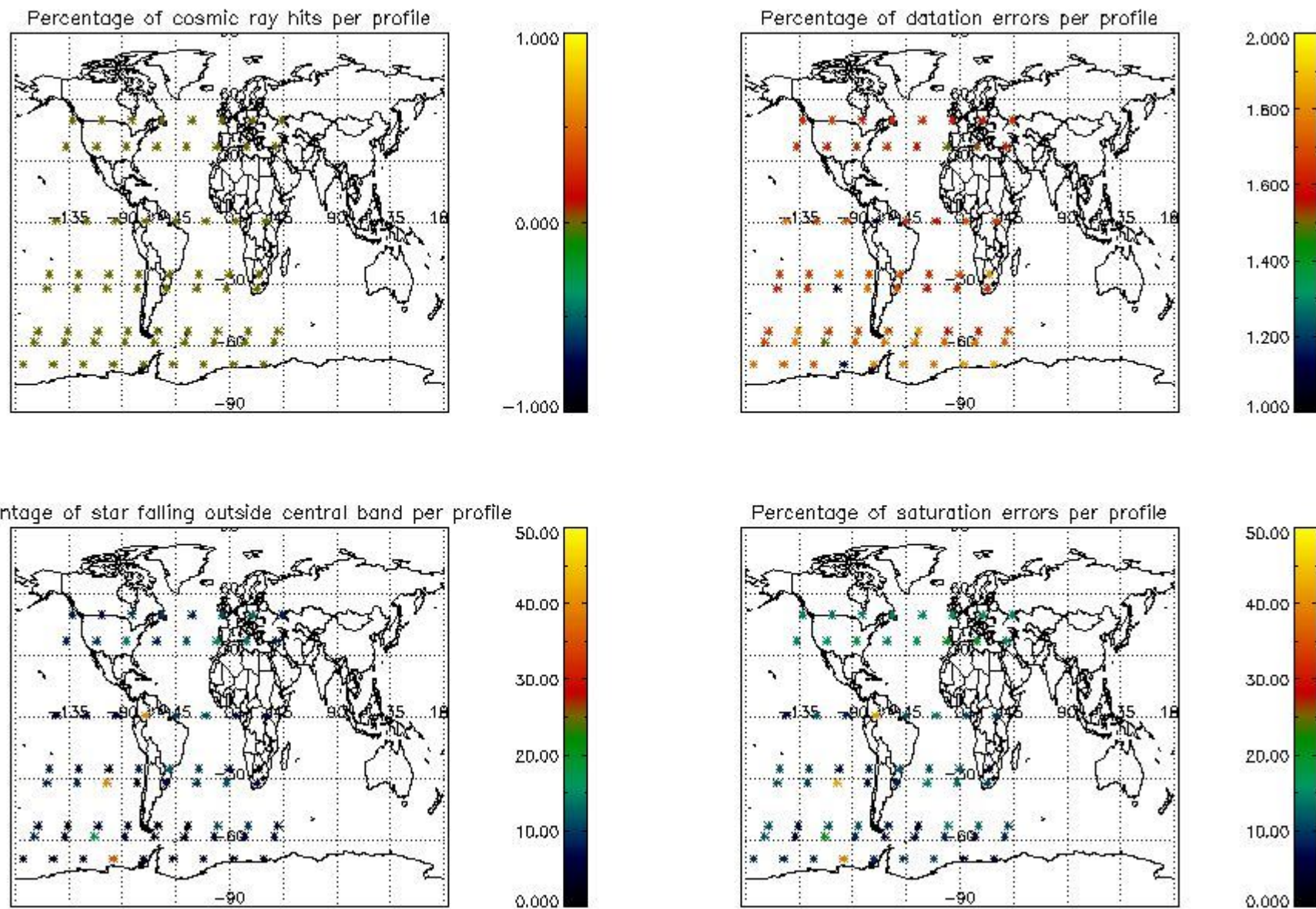
Percentage of star falling outside central band per profile



Percentage of saturation errors per profile



4.2.2 Plot level 1 quality information per product (world map): ENVISAT DESCENDING passes



## 5. Trace gas profiles

### 5.1 Ozone statistics based on quality of products

The final quality of the products can be "measured" using the STD (Standard Deviation) attached to every point profile. This information is written to the parameter GOM\_NL\_\_2P/NL\_LOCAL\_SPECIES\_DENSITY/o3\_std of the level 2 products. The table below shows the statistics for given STD ranges.

The statistics are given with respect to the overall valid production:

- Products without fatal errors: GOM\_NL\_\_2P/MPH/PRODUCT\_ERR=0
- Valid point profile: GOM\_NL\_\_2P/NL\_LOCAL\_SPECIES\_DENSITY/pcd(0)=0

The 'Criteria' is applied to valid points of dark limb products:

- Products in dark limb illumination condition: GOM\_NL\_\_2P/NL\_SUMMARY\_QUALITY/obs\_ill\_cond=0
- Products without fatal errors: GOM\_NL\_\_2P/MPH/PRODUCT\_ERR=0
- Valid point profile: GOM\_NL\_\_2P/NL\_LOCAL\_SPECIES\_DENSITY/pcd(0)=0

So, the table below shows the percentage of dark limb and valid observations for each criteria with respect to the overall valid daily observations.

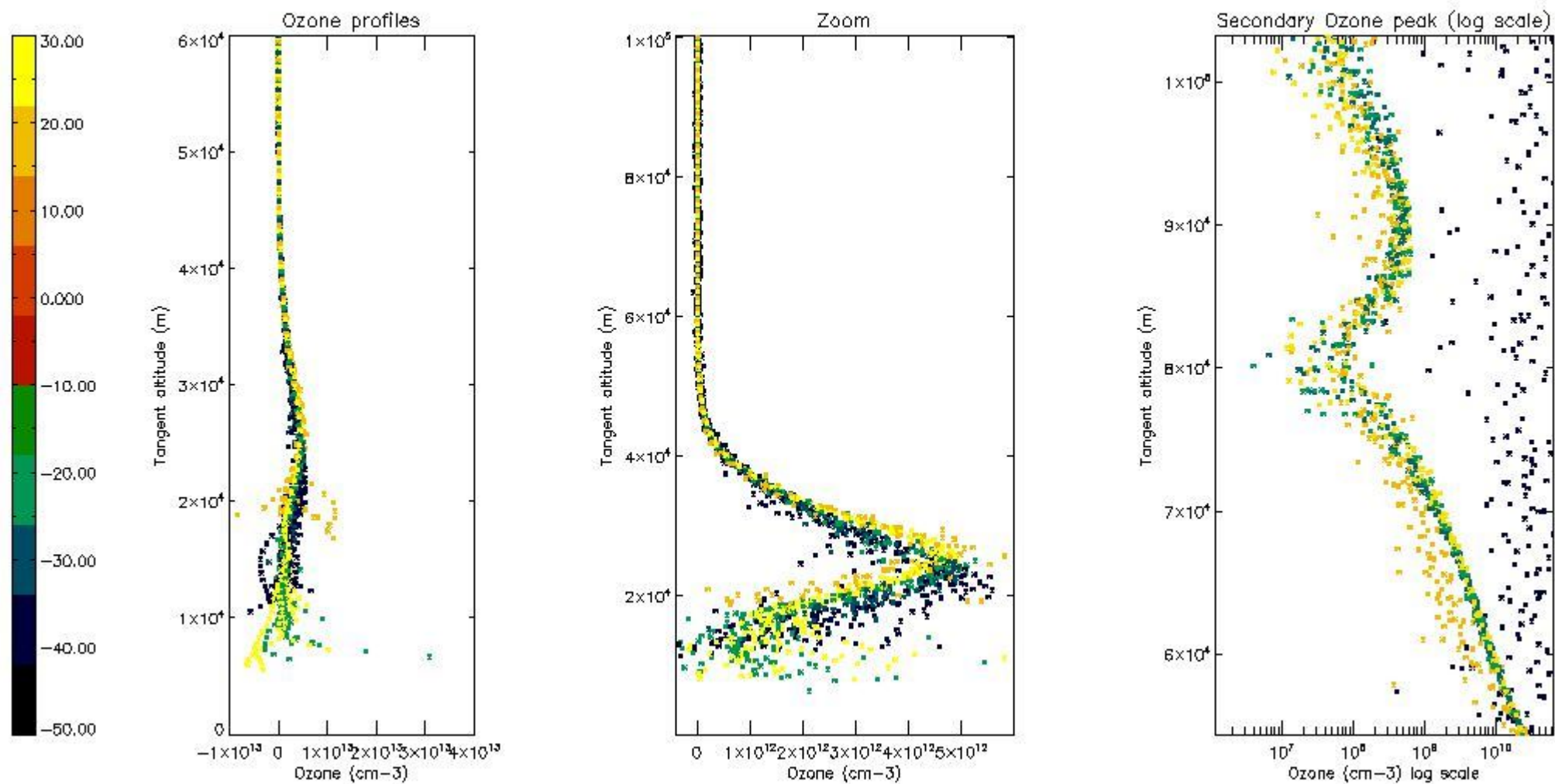
Criteria	% of total production
All STD	34
STD < 20	19



STD < 10	14
STD < 5	7

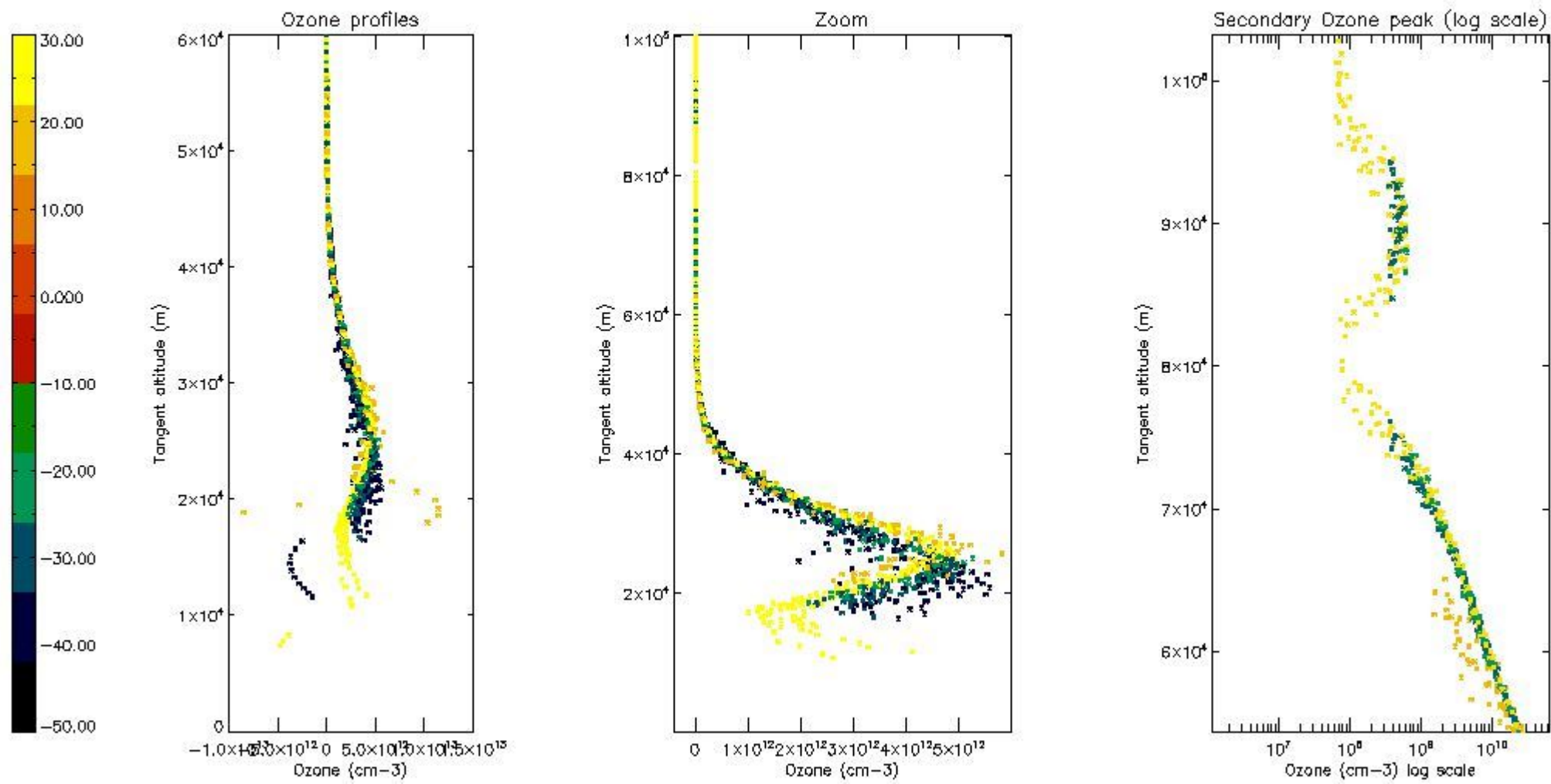
5.2 Plot ozone profiles for all STD (dark without errors)

The colorbar represents the latitude.



5.3 Plot ozone profiles where STD < 20% (dark without errors)

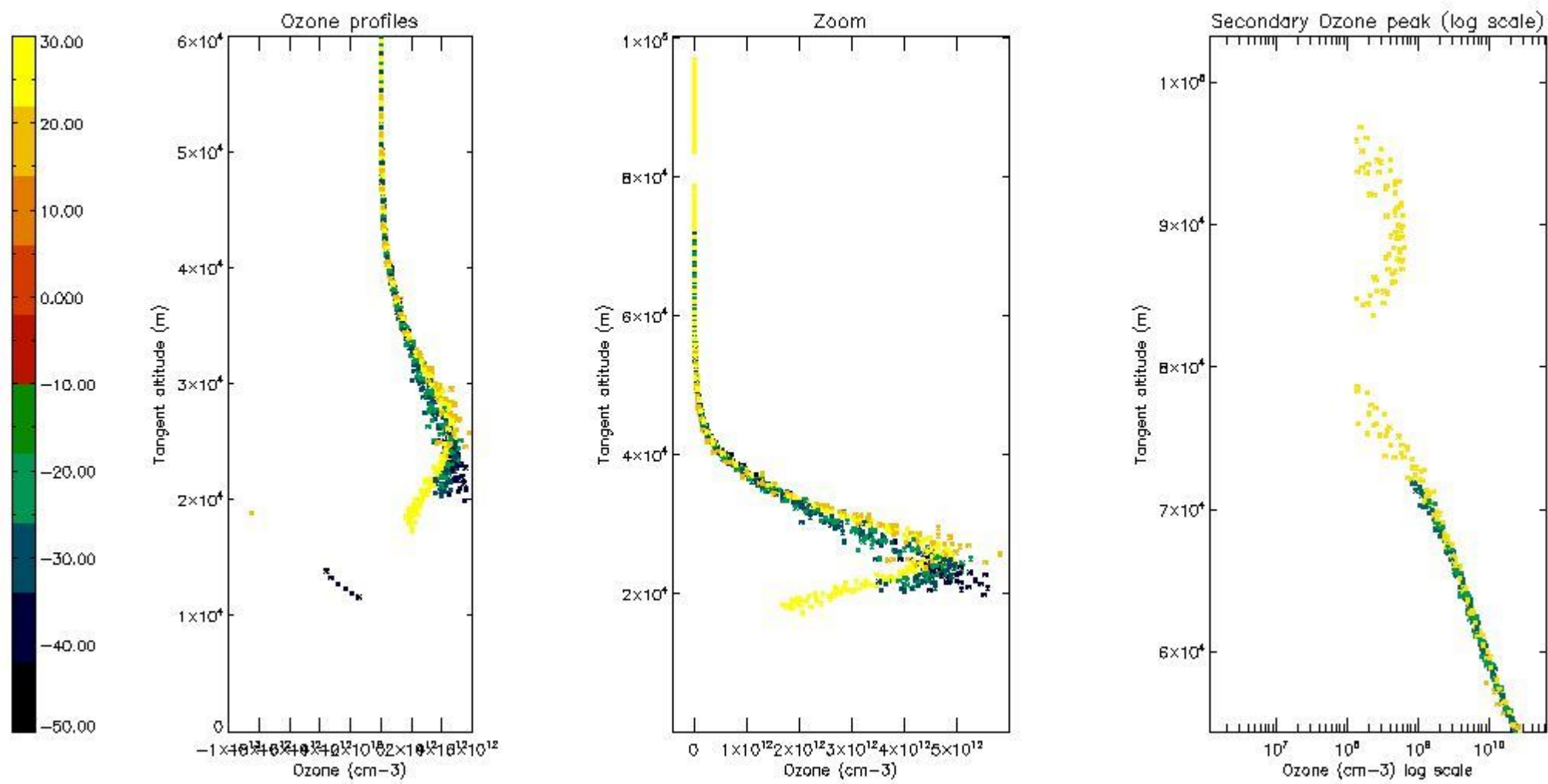
The colorbar represents the latitude.



*5.4 Plot ozone profiles where STD < 10% (dark without errors)*

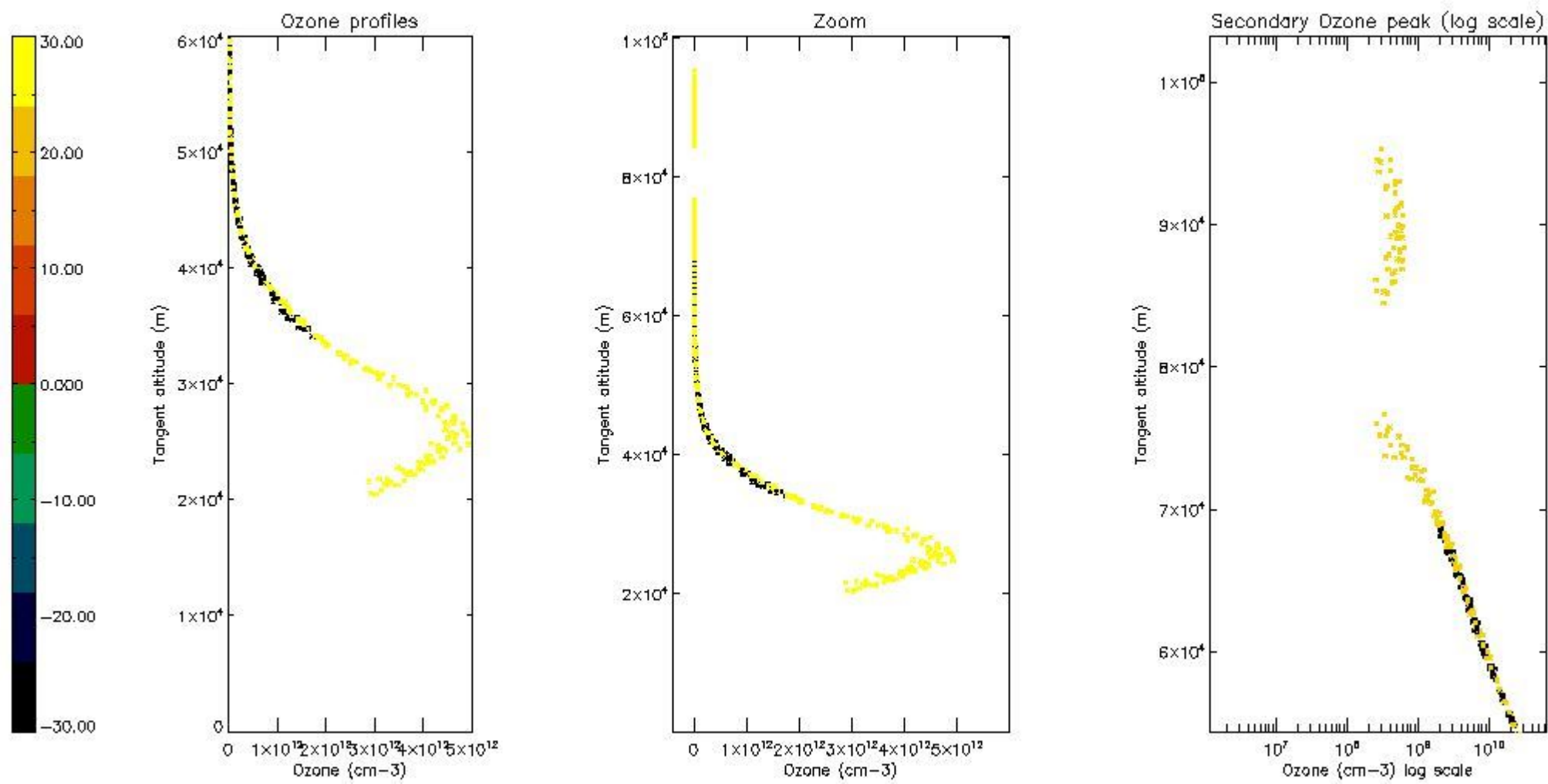
The colorbar represents the latitude.





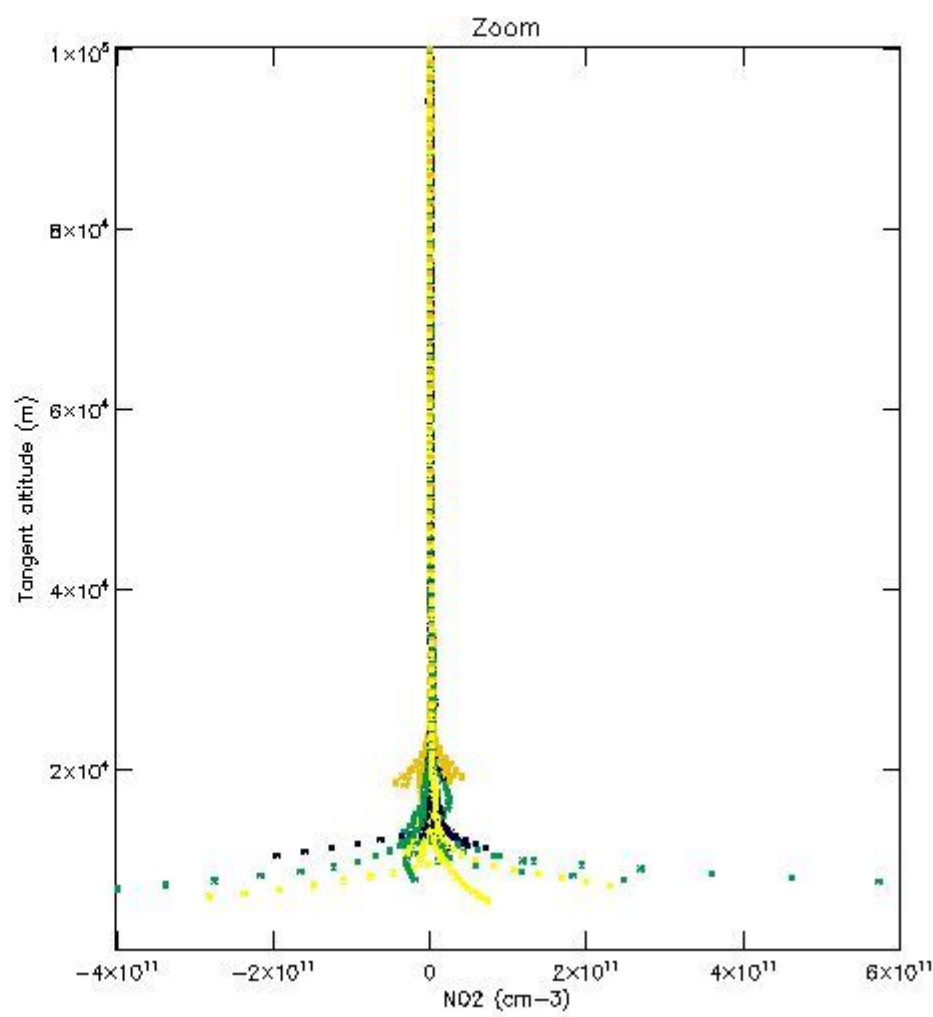
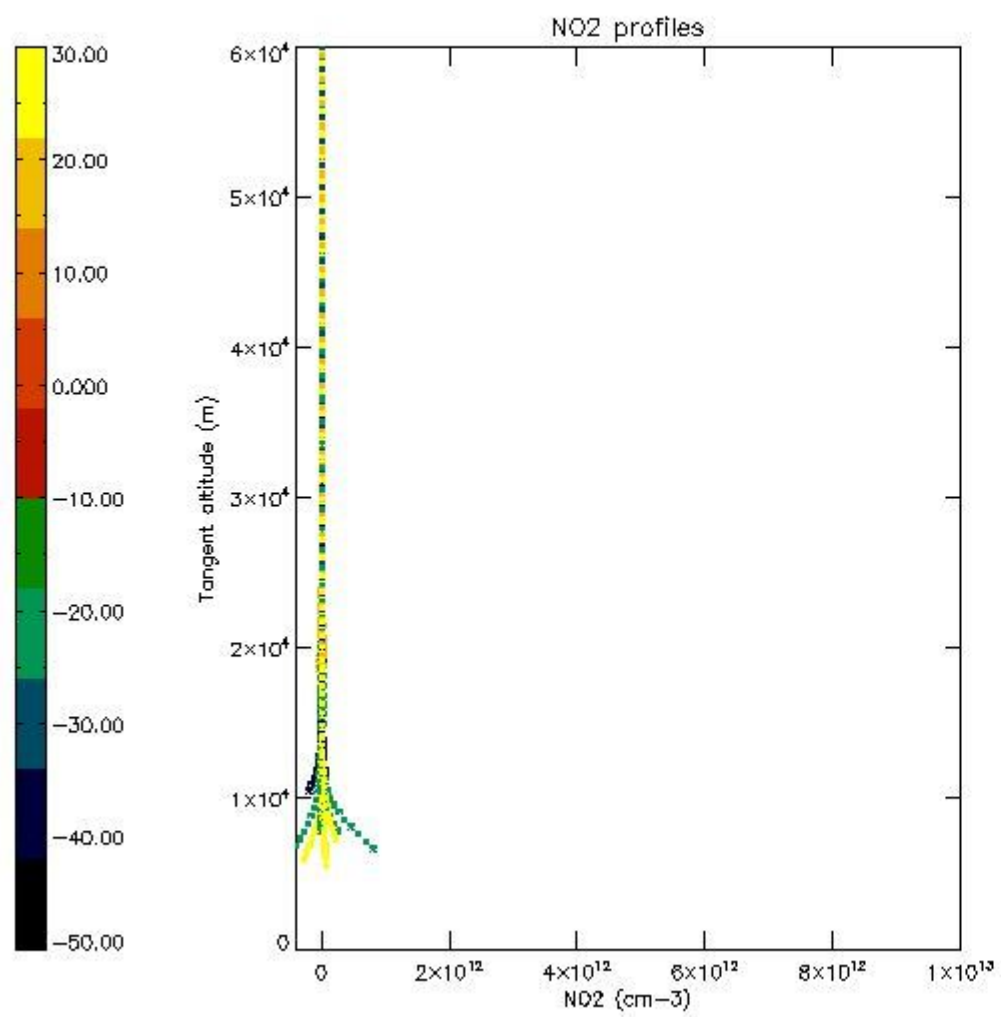
*5.5 Plot ozone profiles where STD < 5% (dark without errors)*

The colorbar represents the latitude.



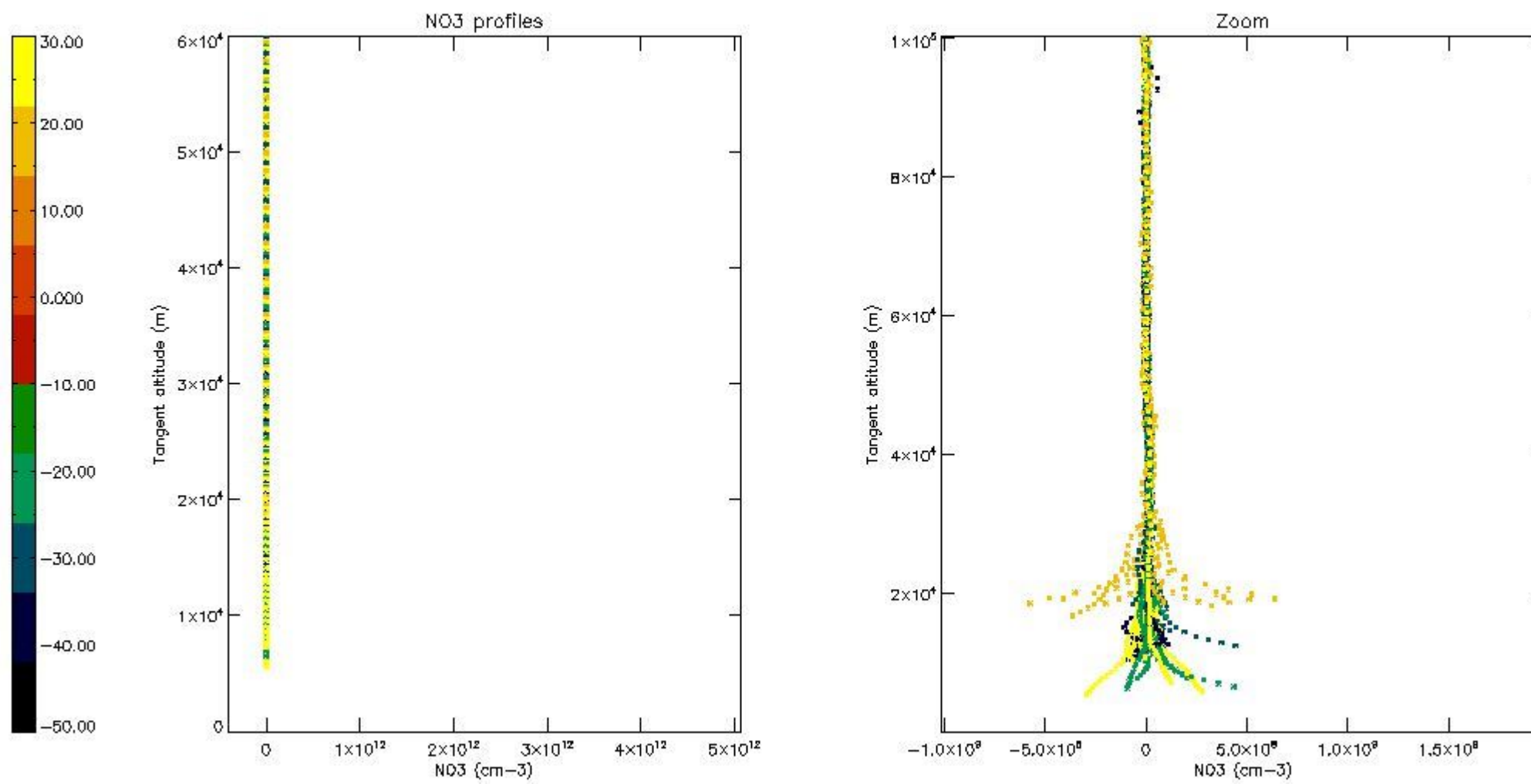
*5.6 Plot NO<sub>2</sub> profiles for all STD (dark without errors)*

The colorbar represents the latitude.



*5.7 Plot NO3 profiles for all STD (dark without errors)*

The colorbar represents the latitude.

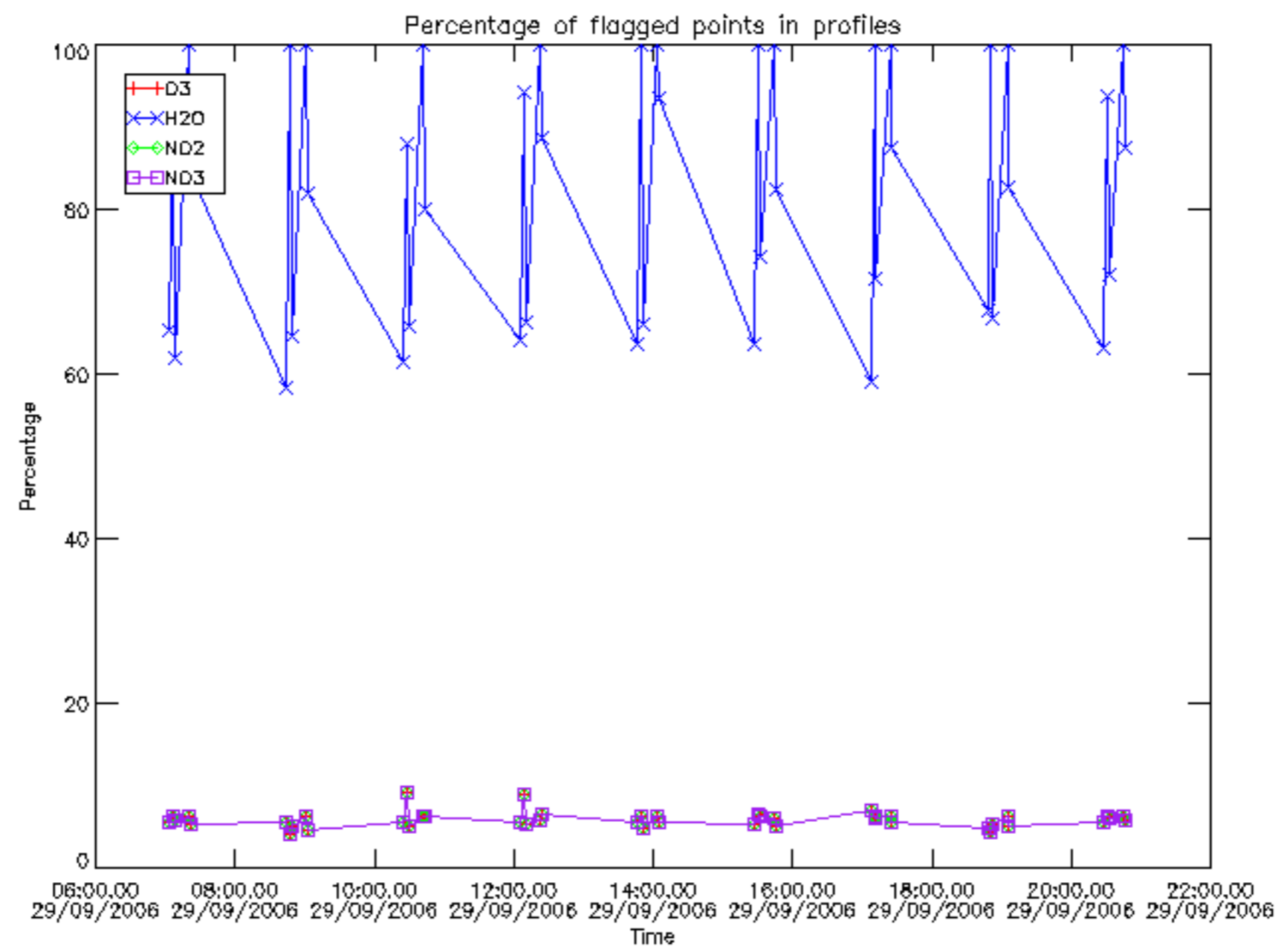


## 6. Auxiliary Data Files used for the production reported in section 2

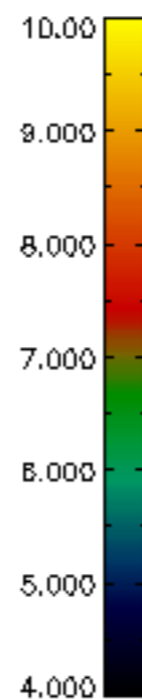
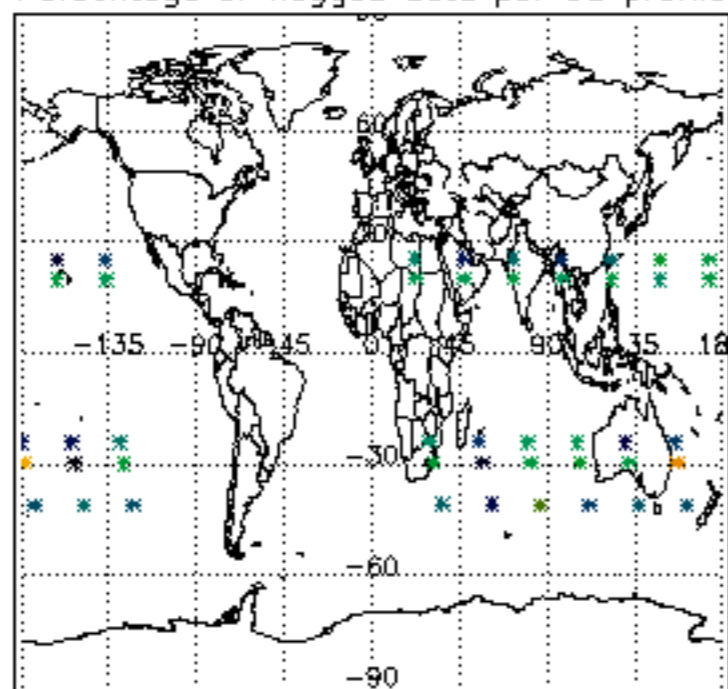
The number reported in the third column indicates since which file (see list in section 2) the corresponding auxiliary file has been used. The fourth column is the date of those product files.

Type	Auxiliary Filename	Used since product	Used since product date
INST_PHYS_CHARACTERISTICS	GOM_INS_AXVIEC20091111_143220_20030716_120000_20500101_000000	1	29-SEP-2006 06:33:09
LEVEL-2_PROC_CONFIG	GOM_PR2_AXVIEC20091111_152718_20020301_000000_20500101_000000	1	29-SEP-2006 06:33:09
CROSS_SECTIONS_FILE	GOM_CRS_AXVIEC20091111_154832_20020301_000000_20500101_000000	1	29-SEP-2006 06:33:09

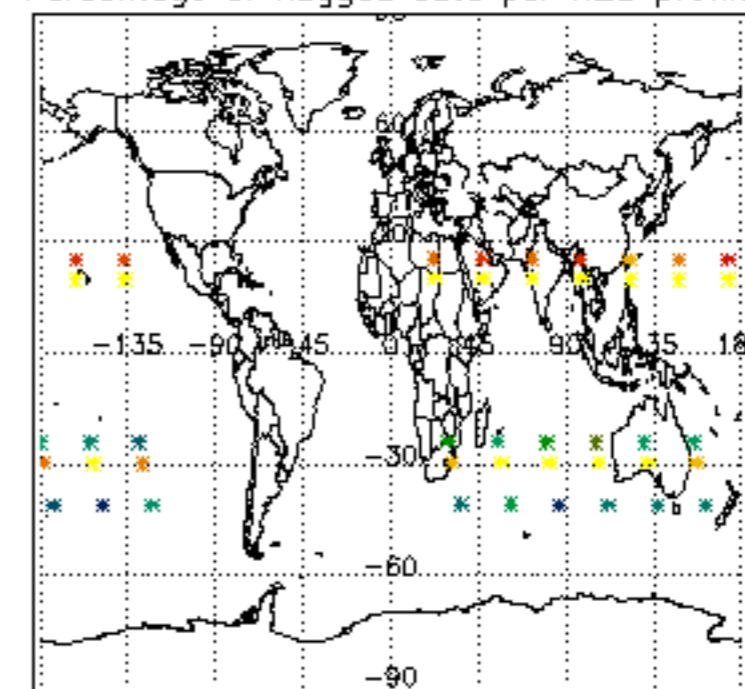




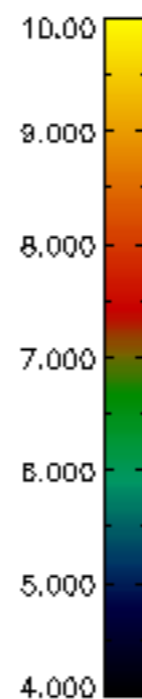
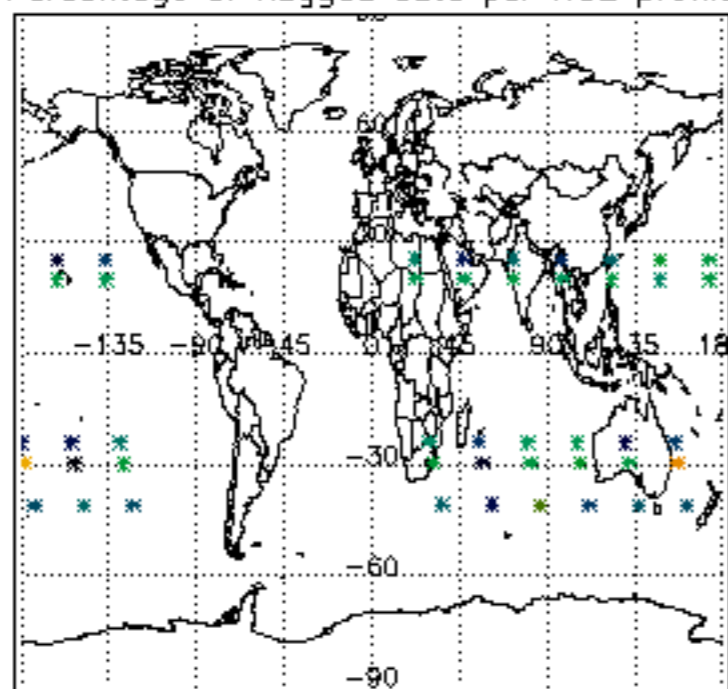
Percentage of flagged data per D3 profile



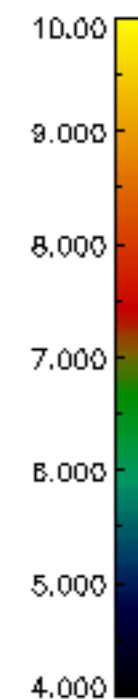
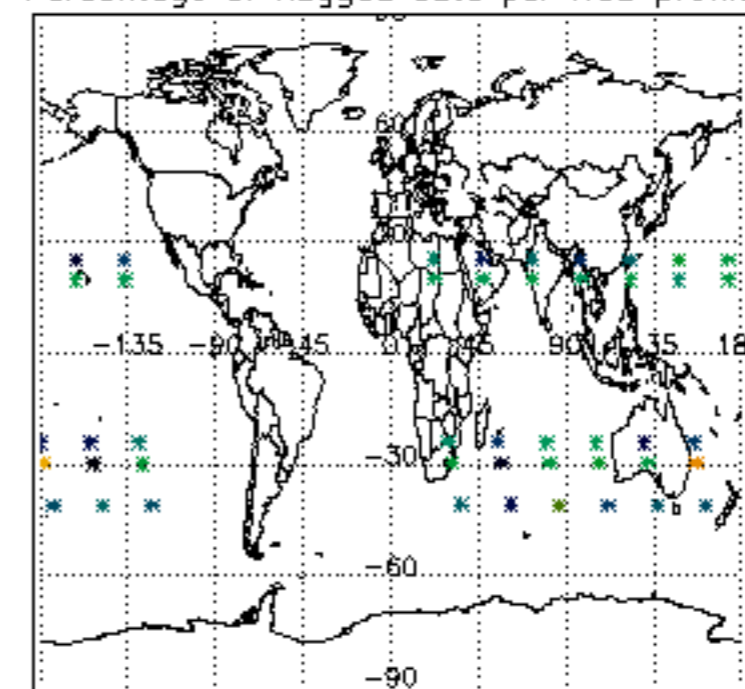
Percentage of flagged data per H2O profile

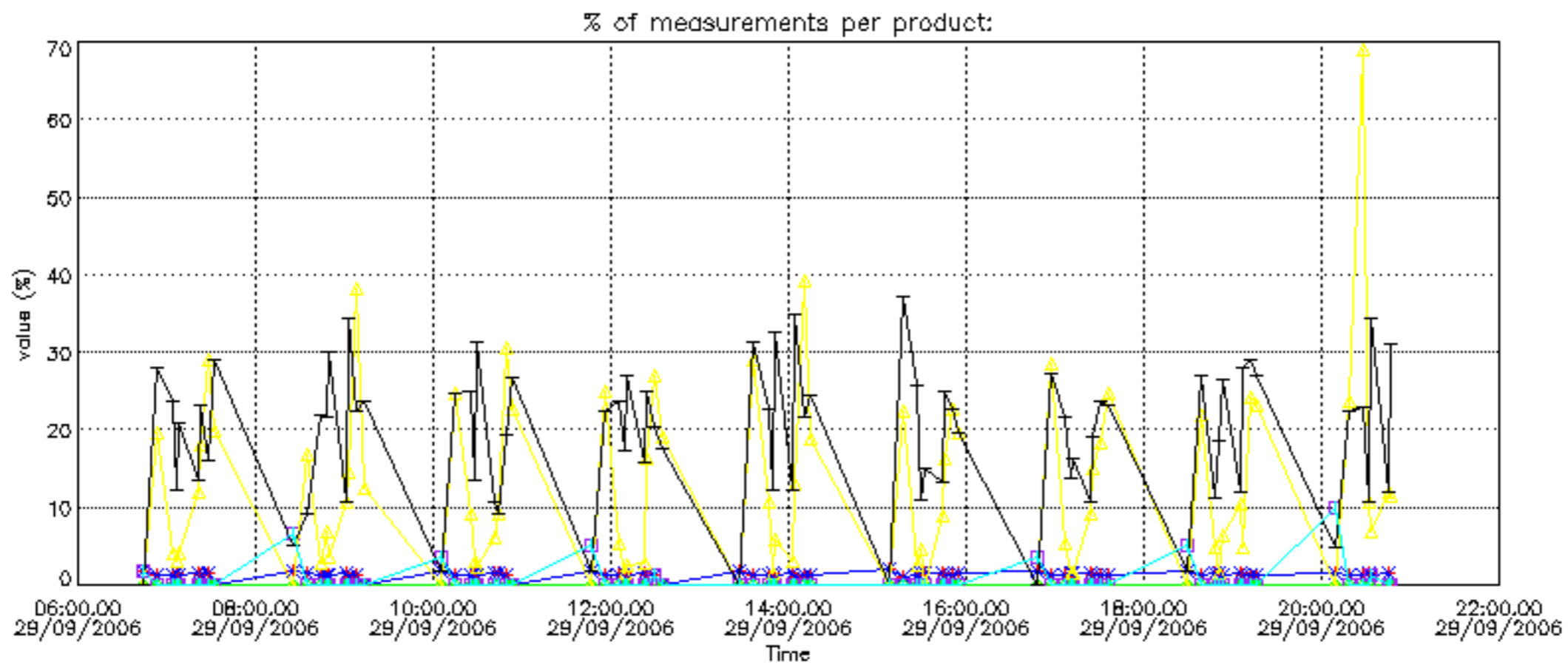


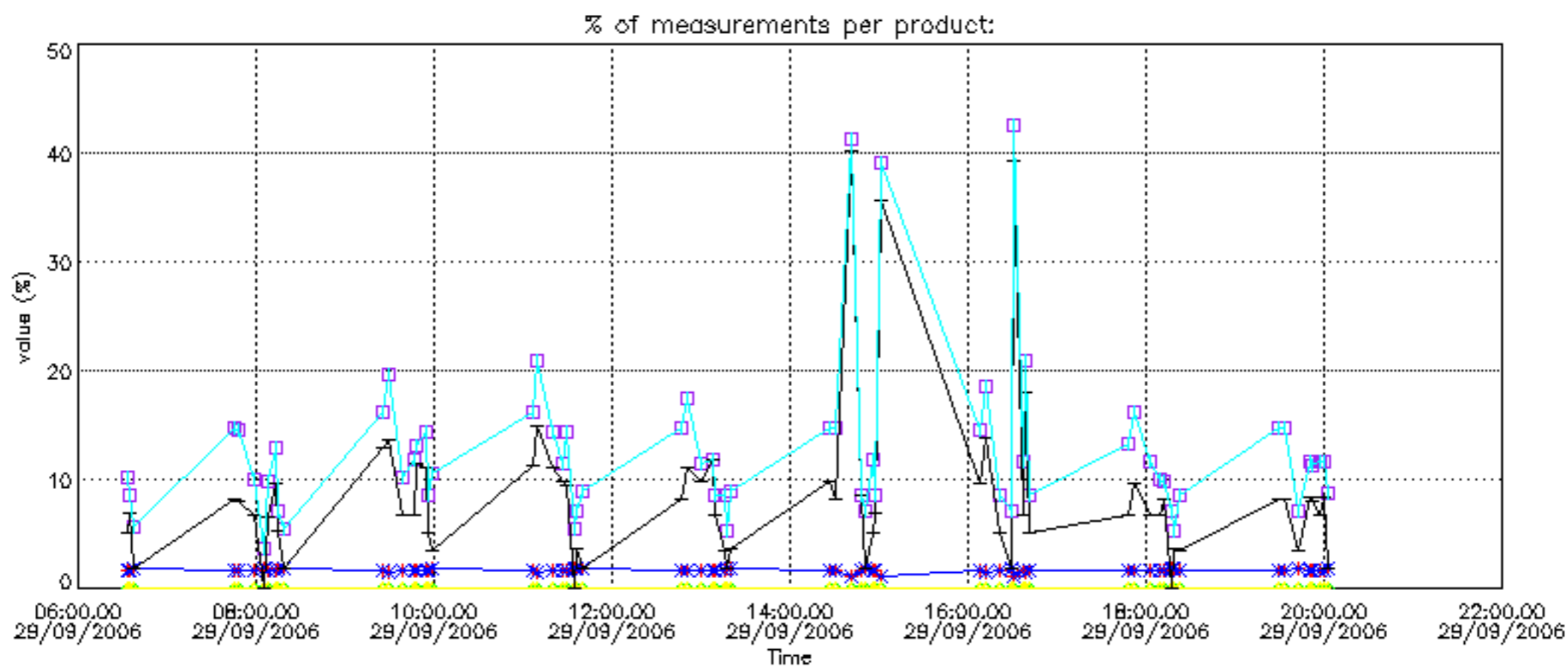
Percentage of flagged data per NO2 profile



Percentage of flagged data per NO3 profile

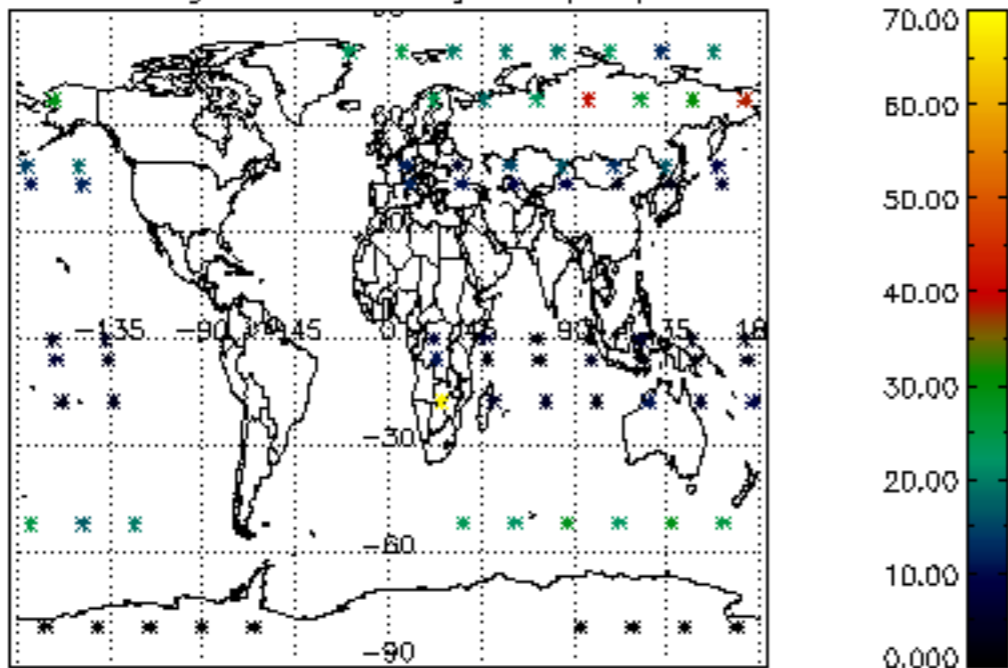




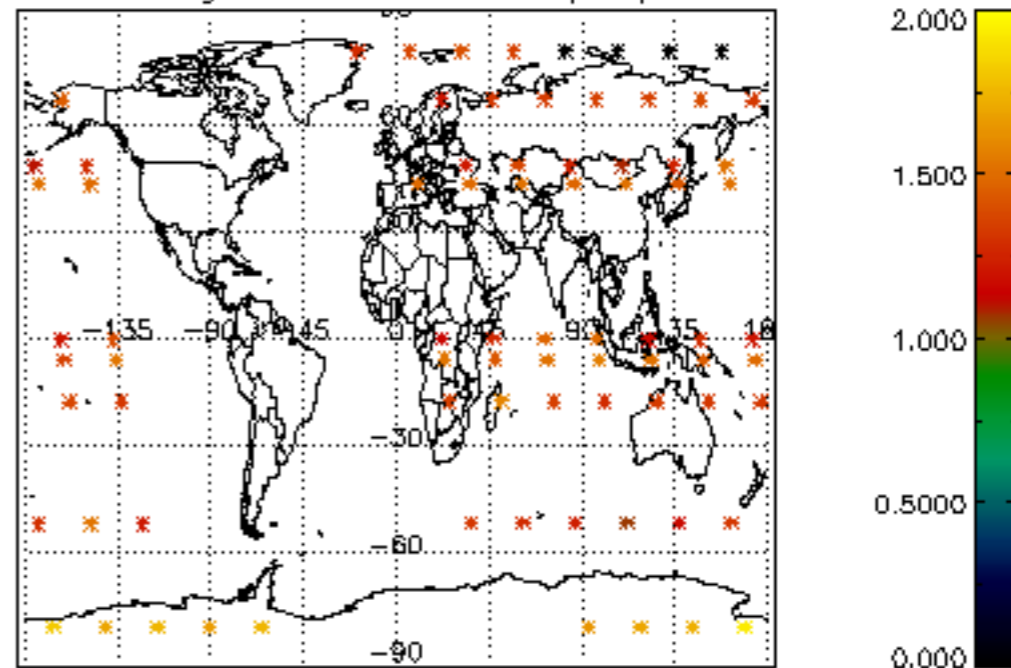




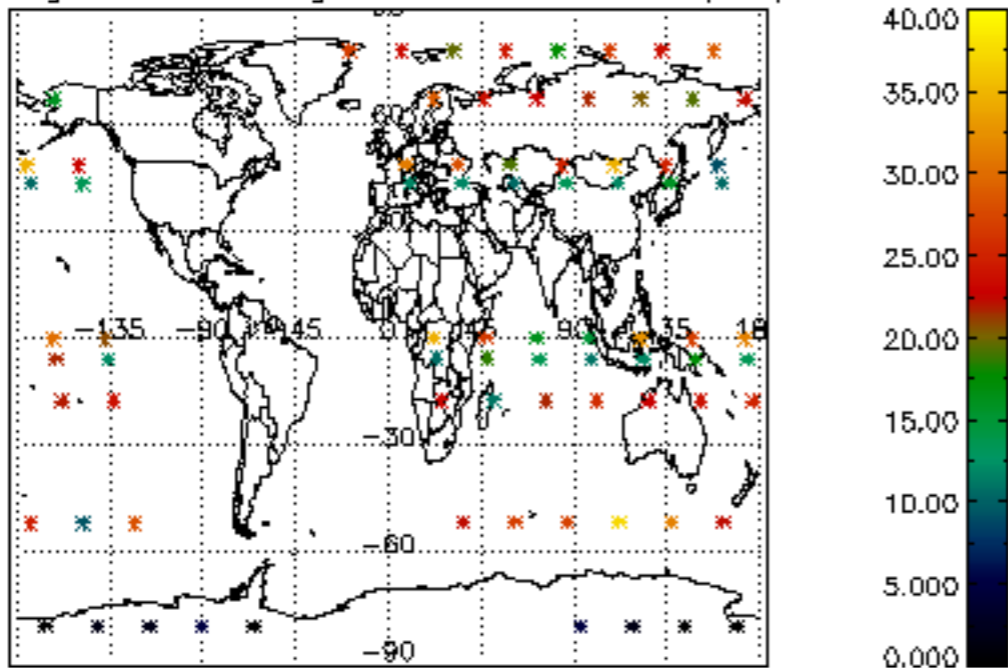
Percentage of cosmic ray hits per profile



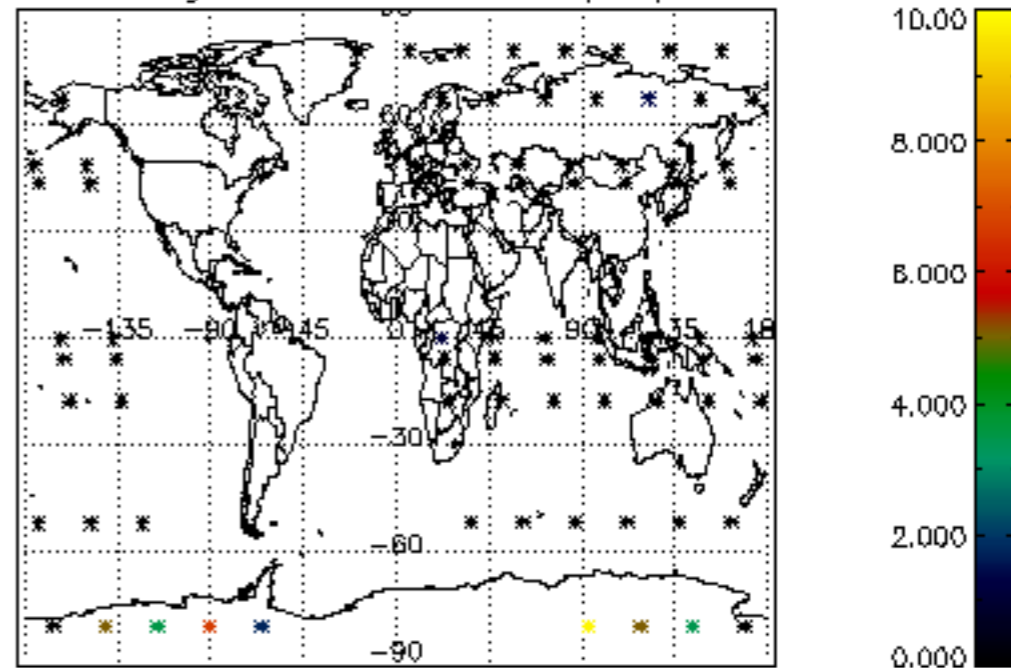
Percentage of datation errors per profile



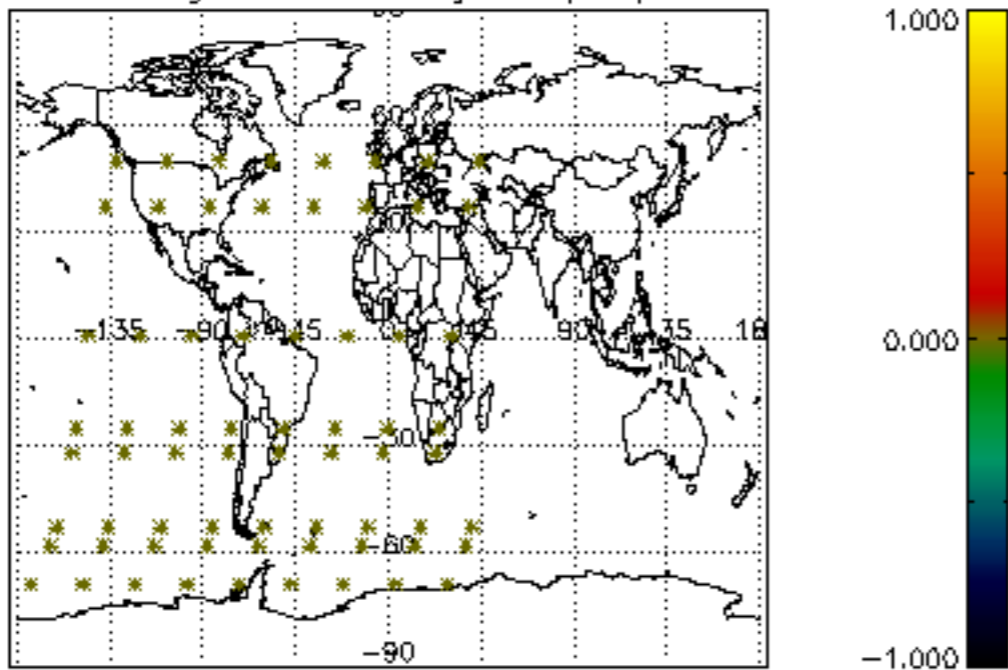
Percentage of star falling outside central band per profile



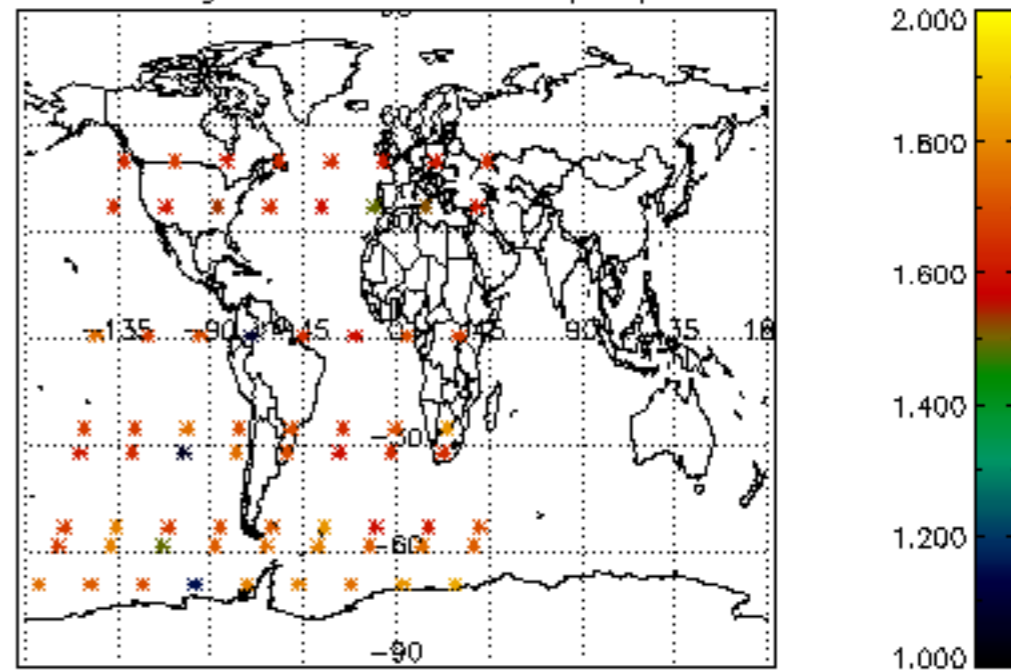
Percentage of saturation errors per profile



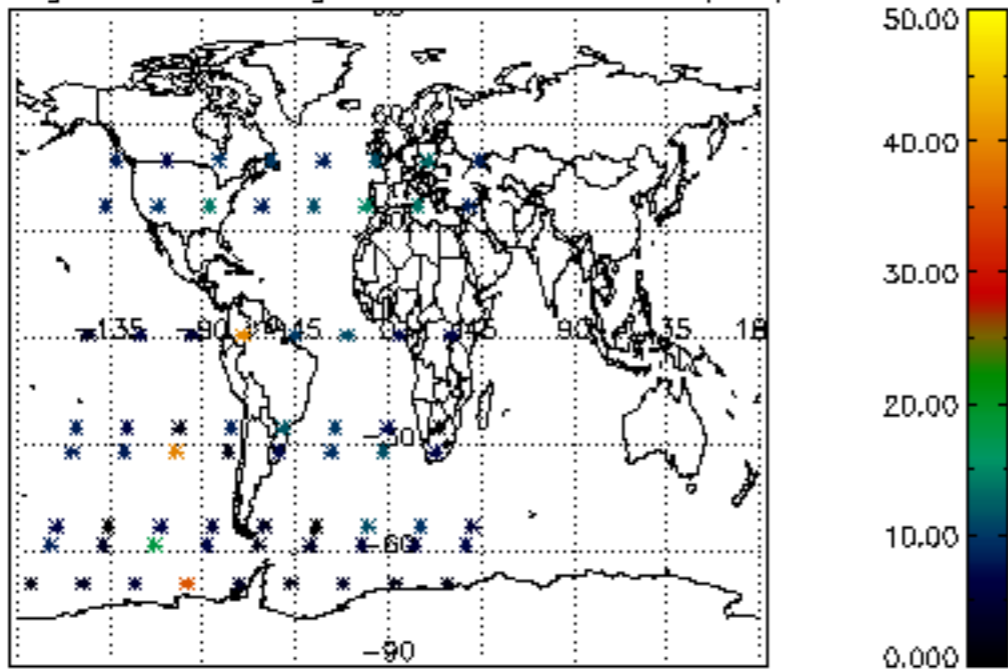
Percentage of cosmic ray hits per profile



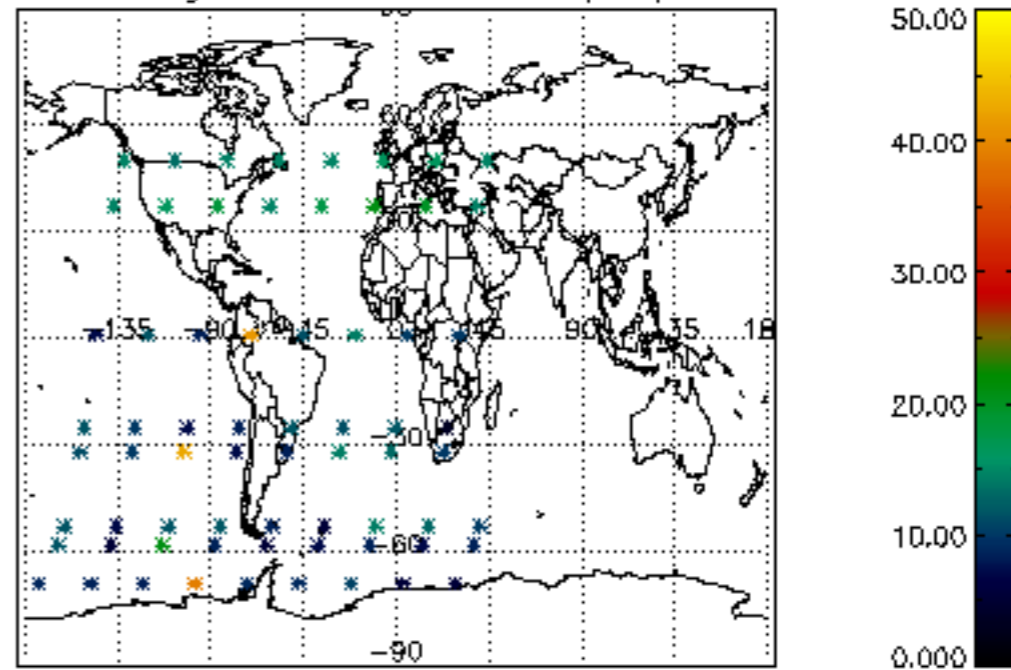
Percentage of datation errors per profile

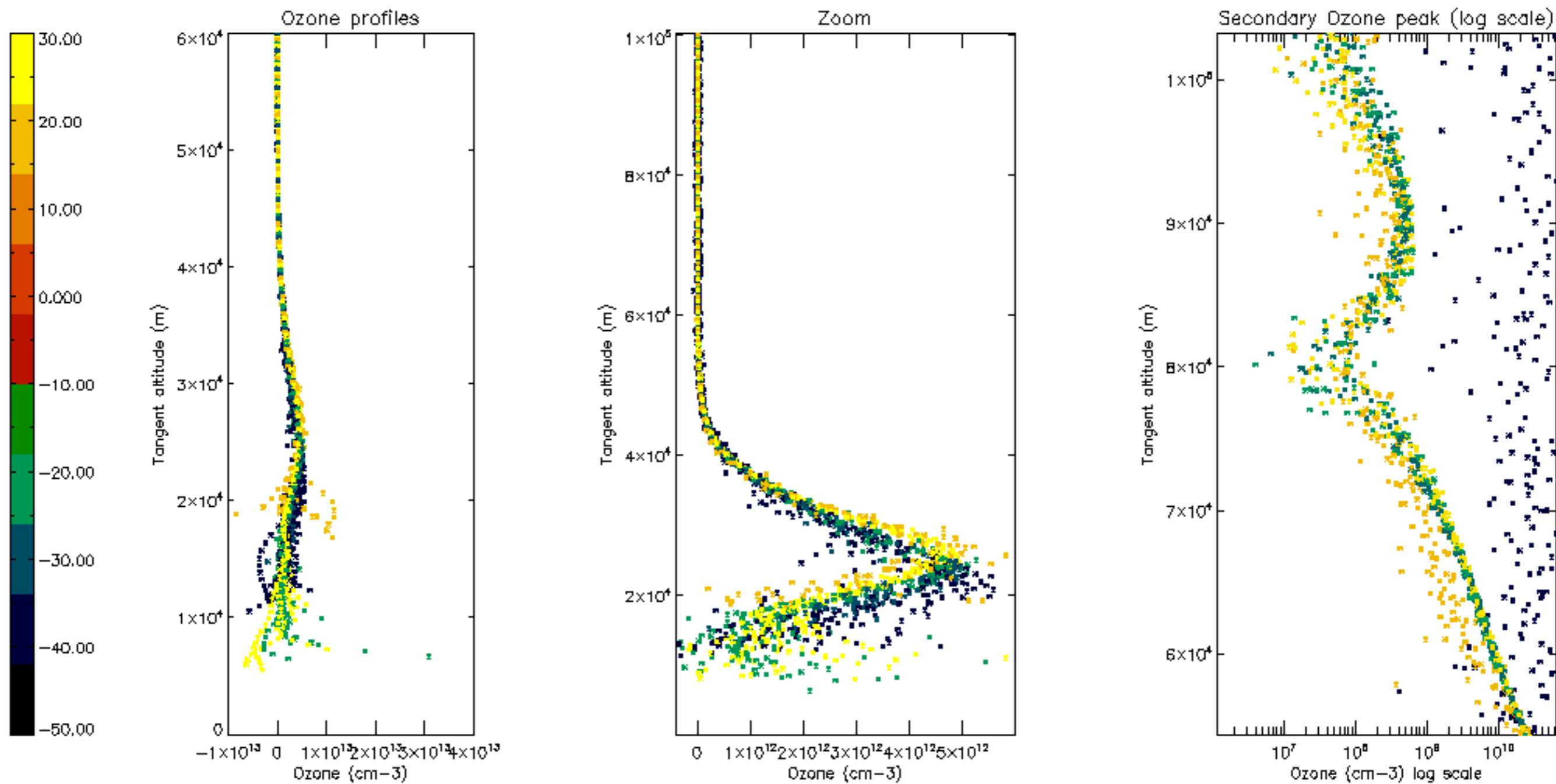


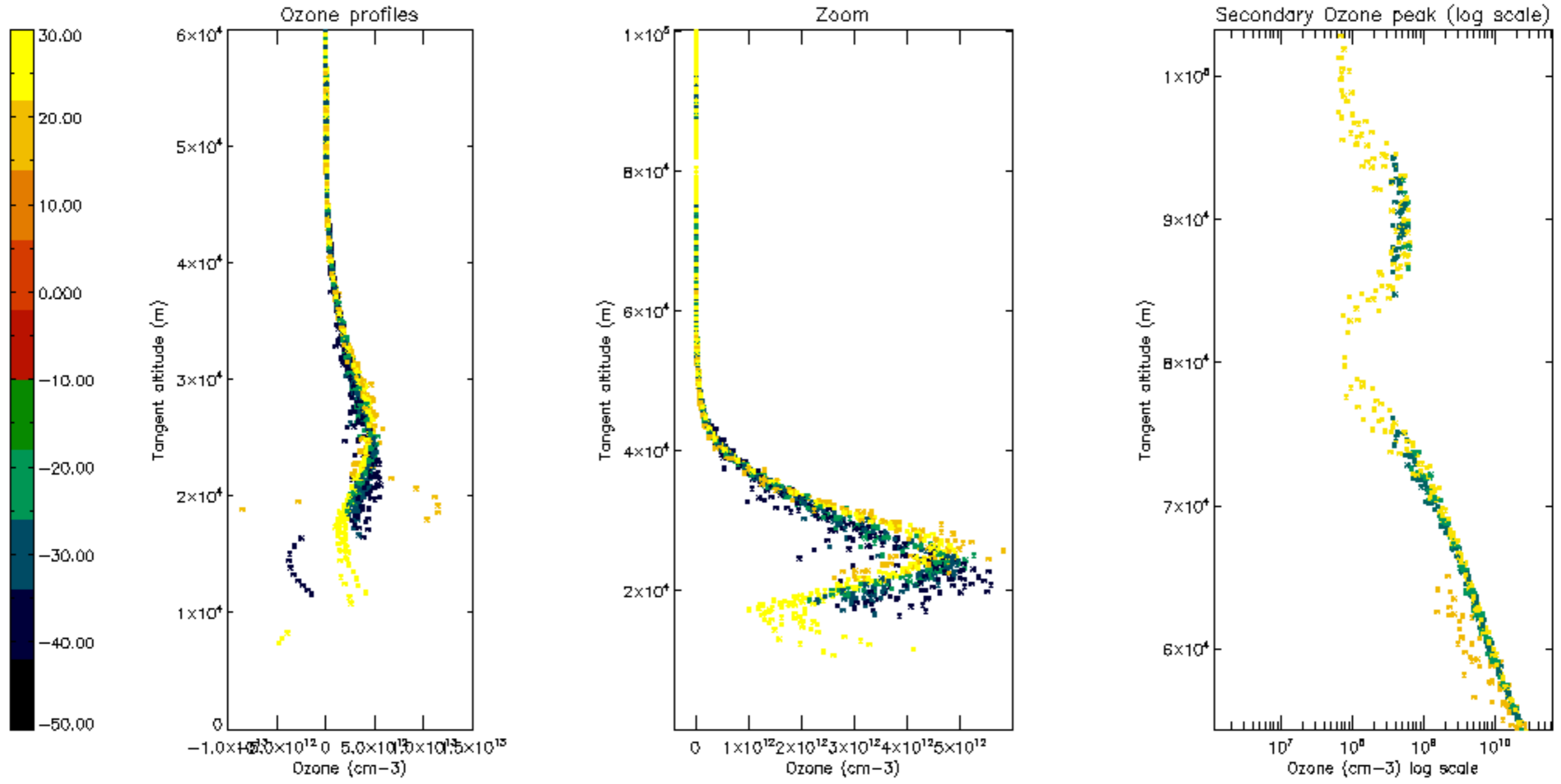
Percentage of star falling outside central band per profile



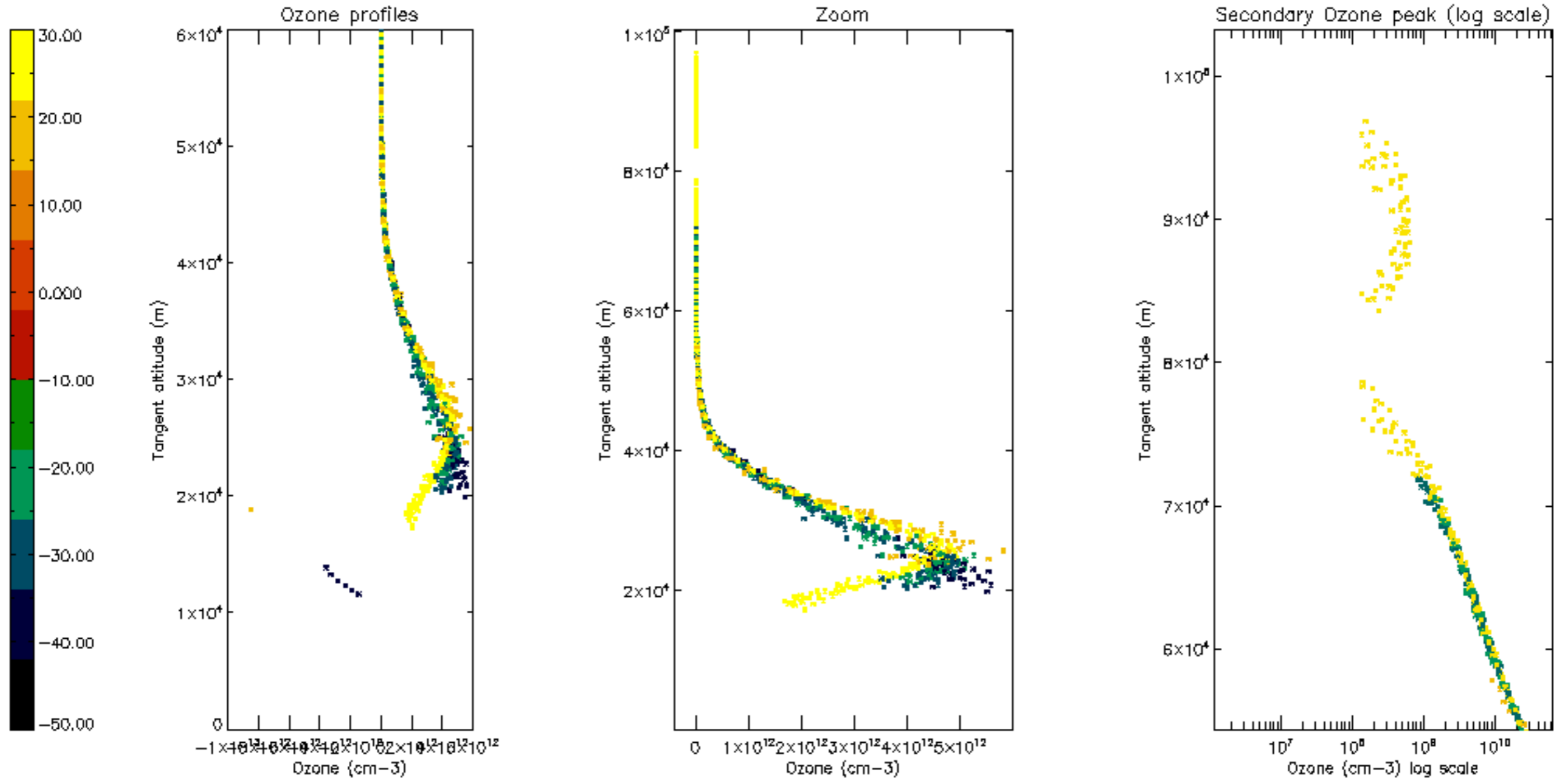
Percentage of saturation errors per profile

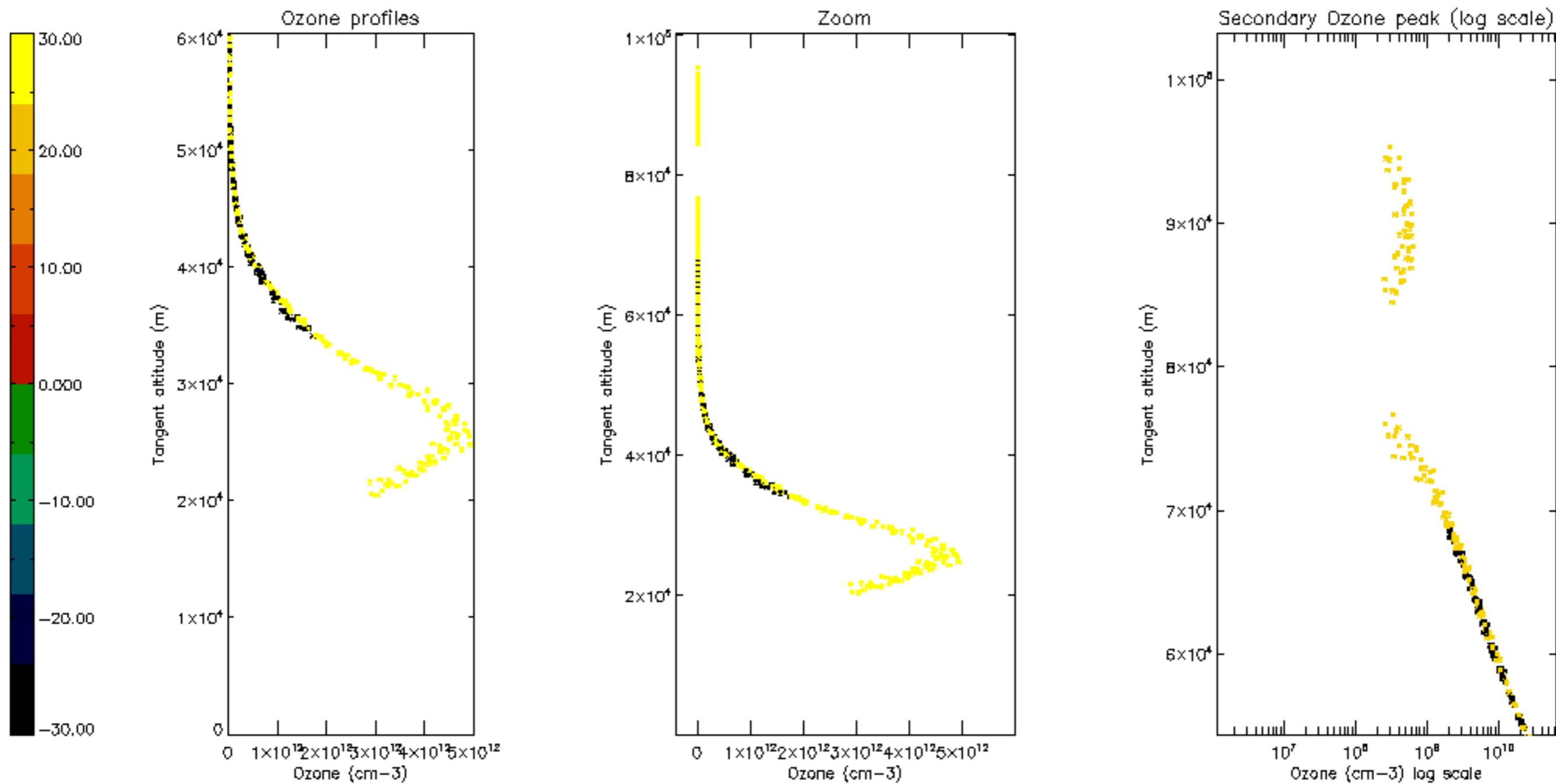


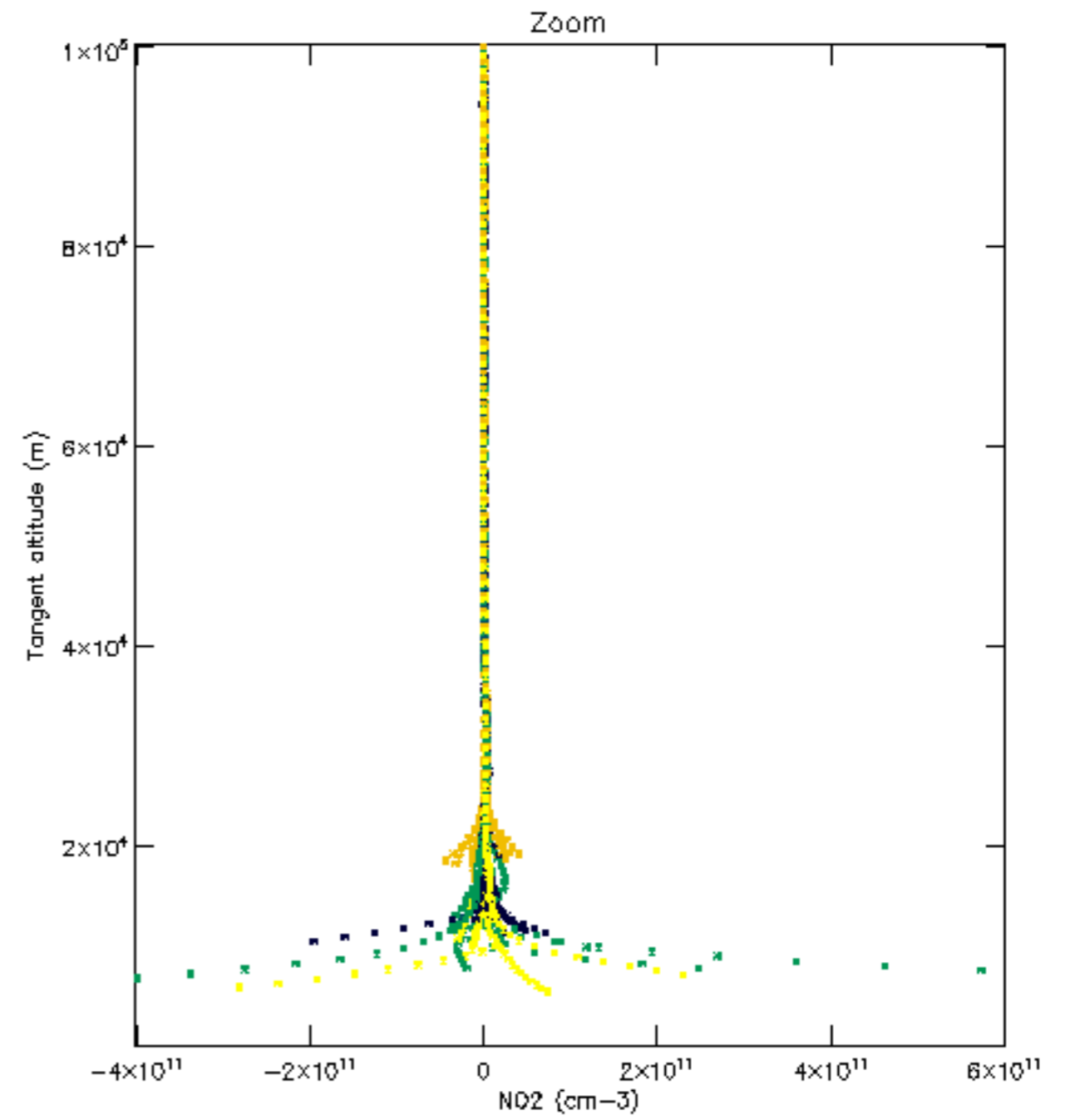
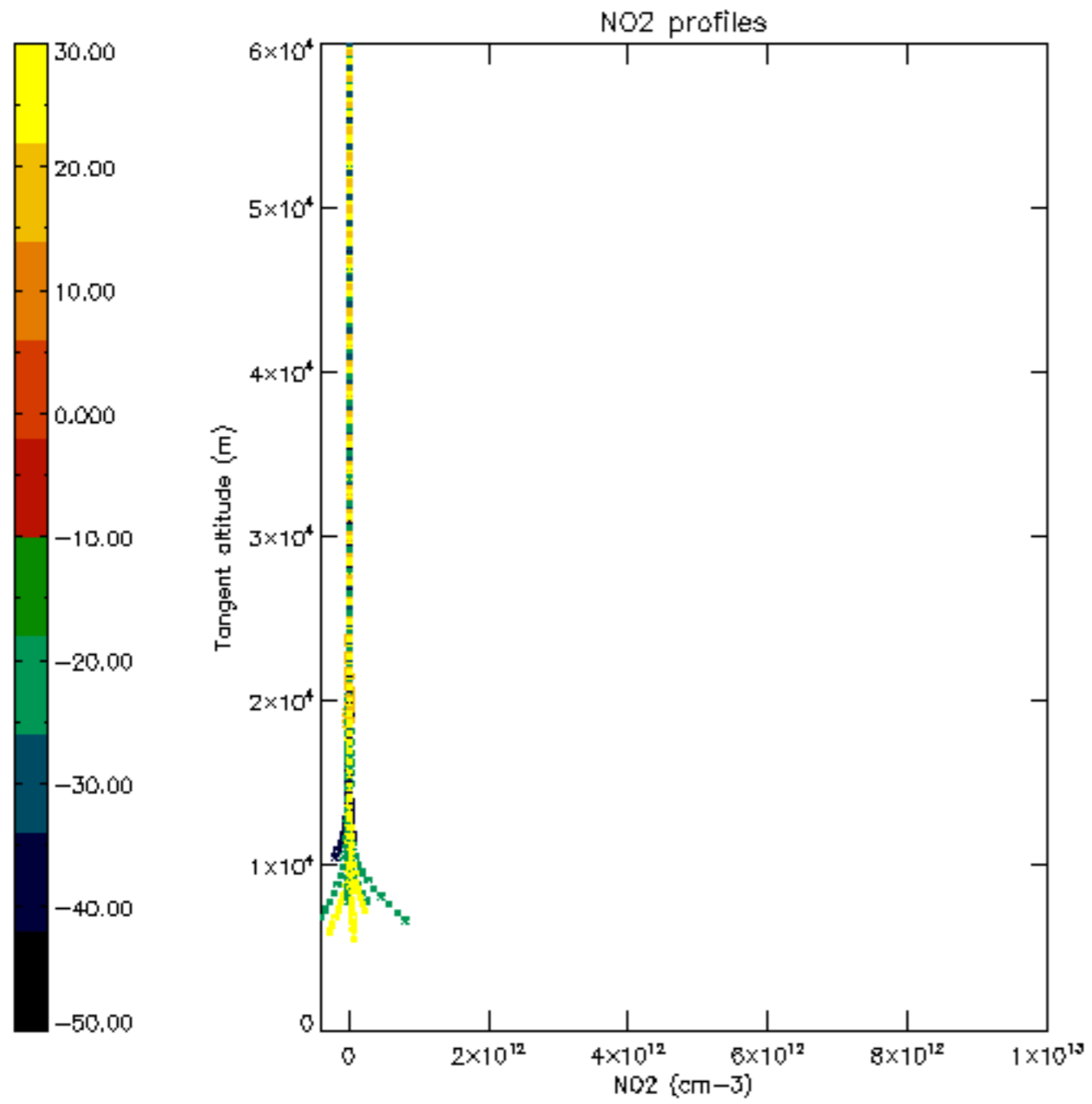


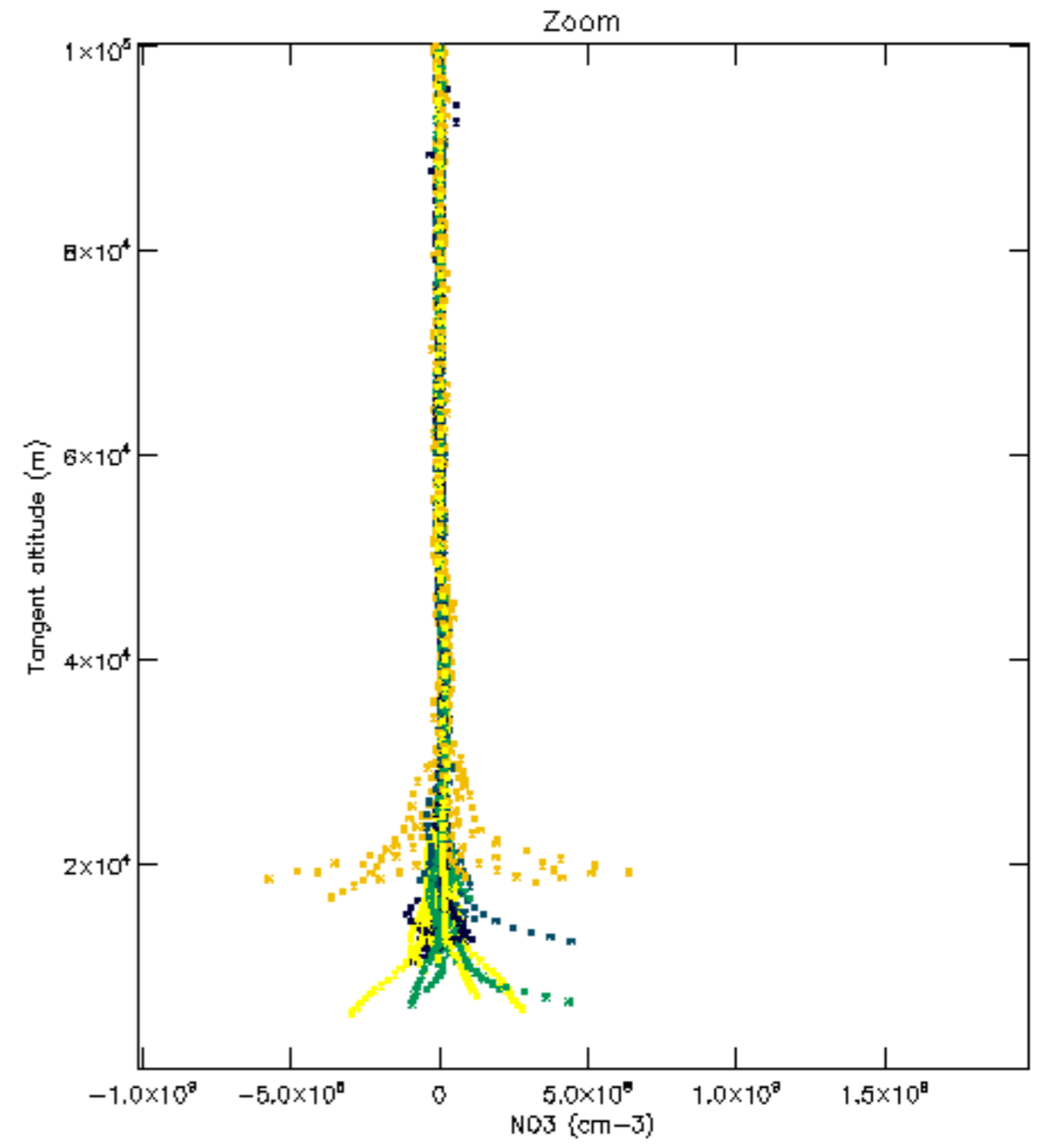
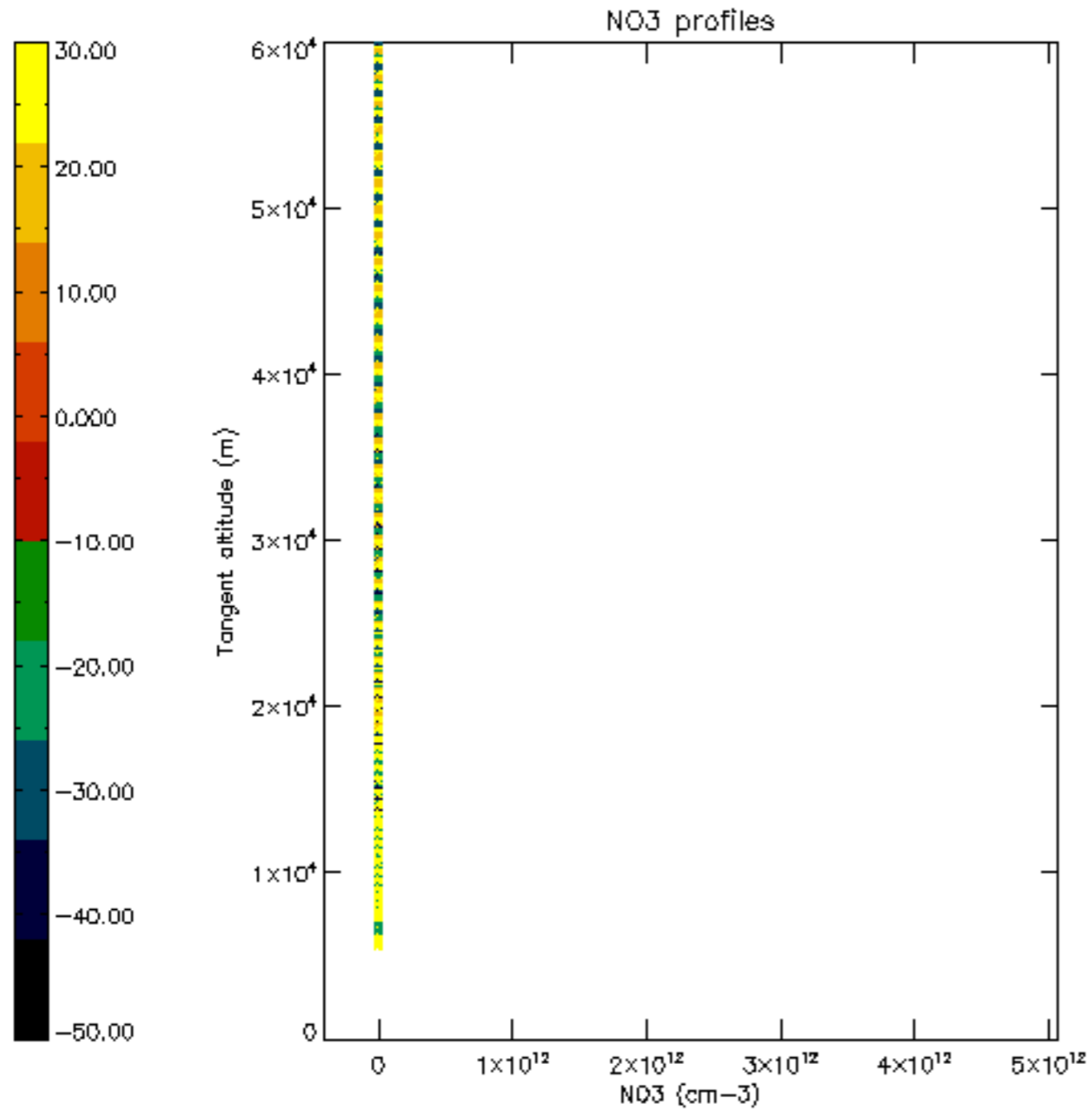




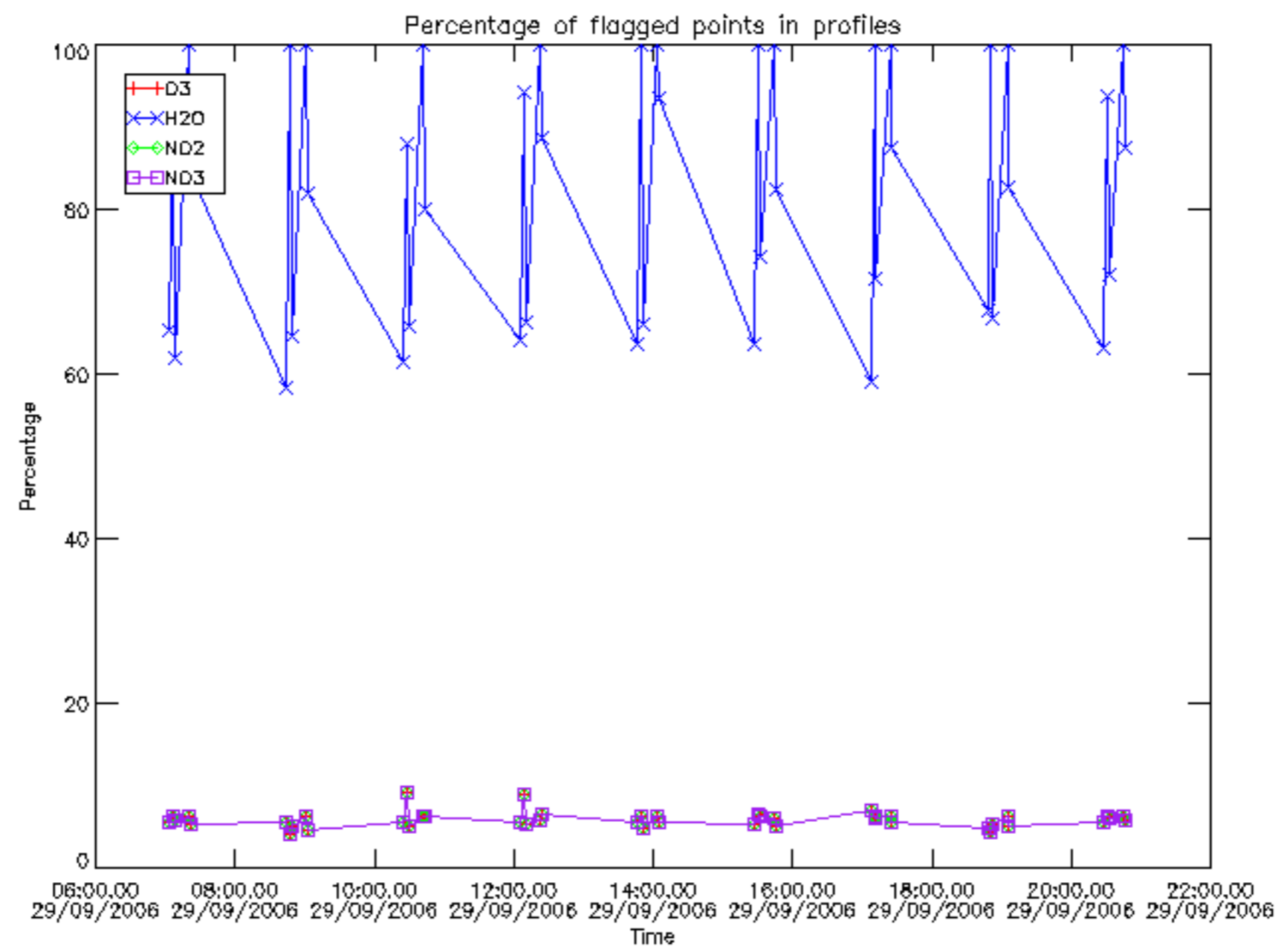




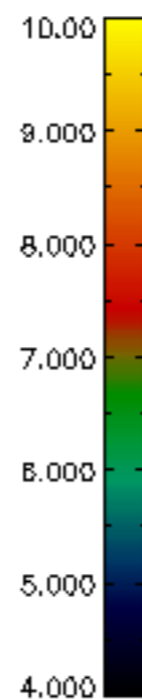
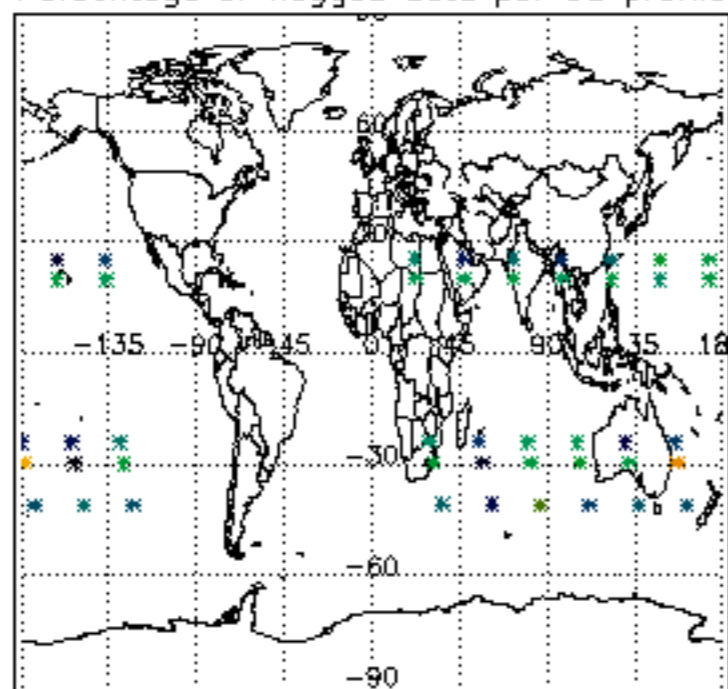




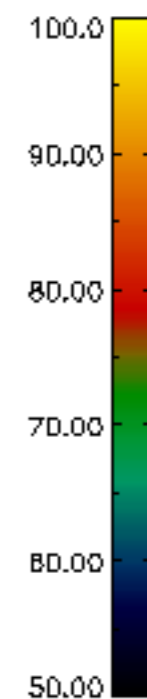
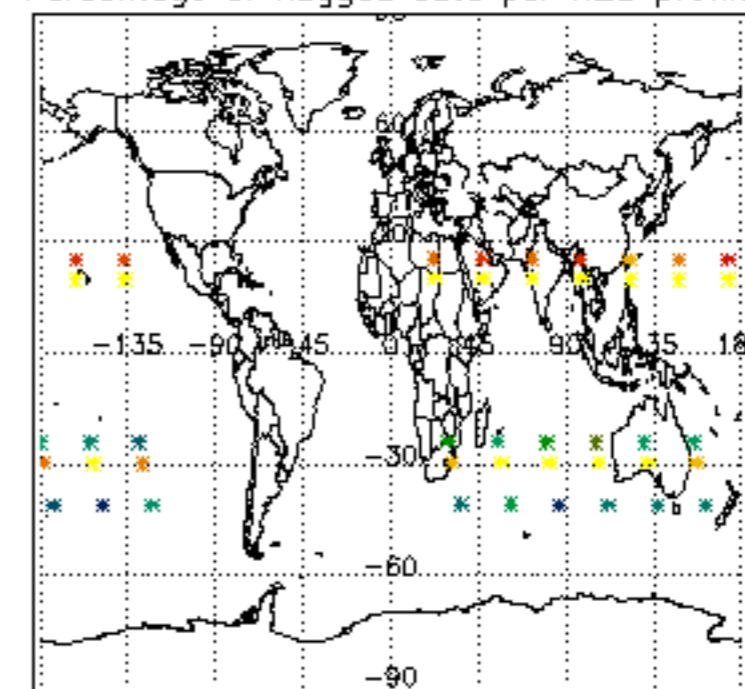




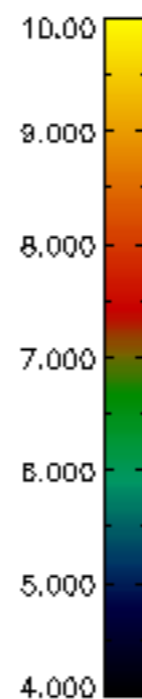
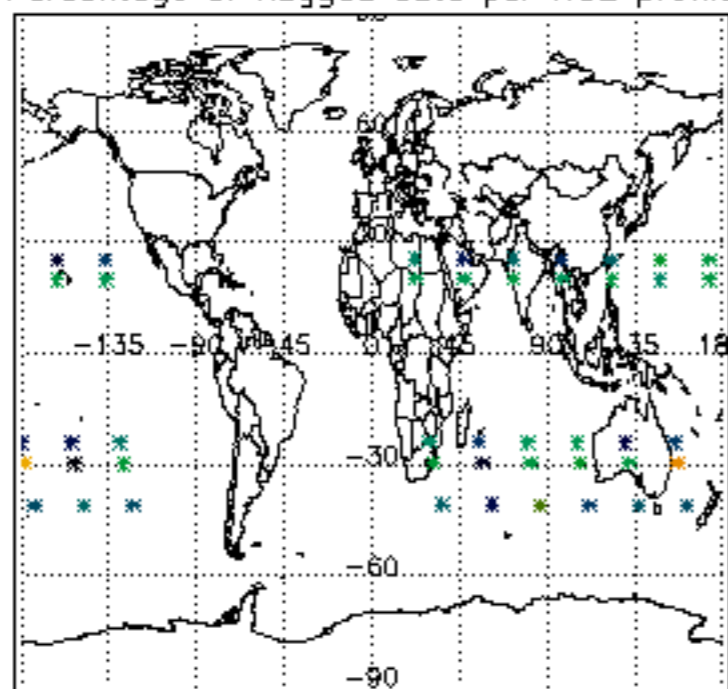
Percentage of flagged data per D3 profile



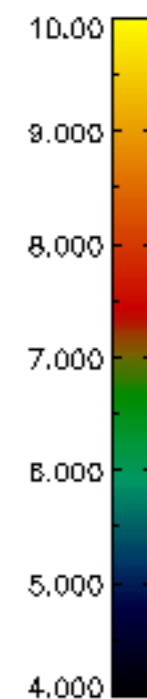
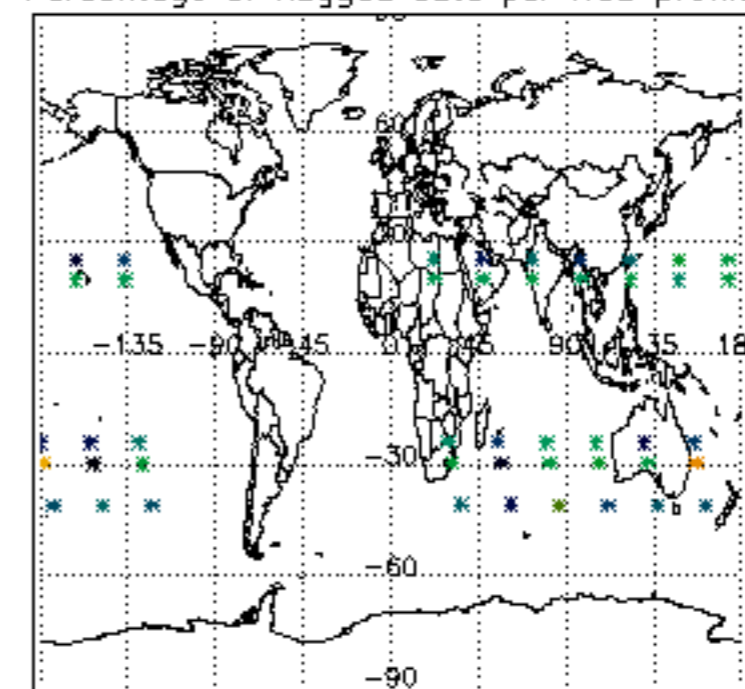
Percentage of flagged data per H2O profile

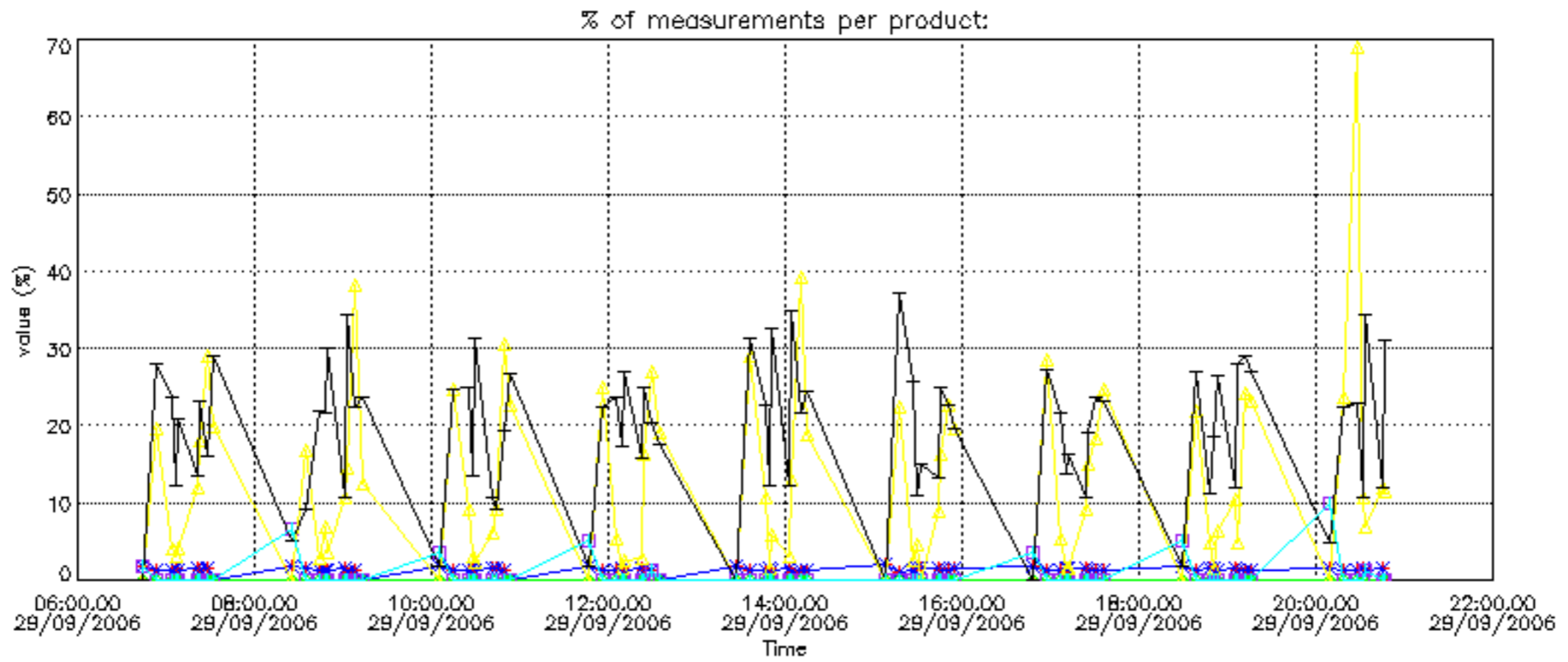


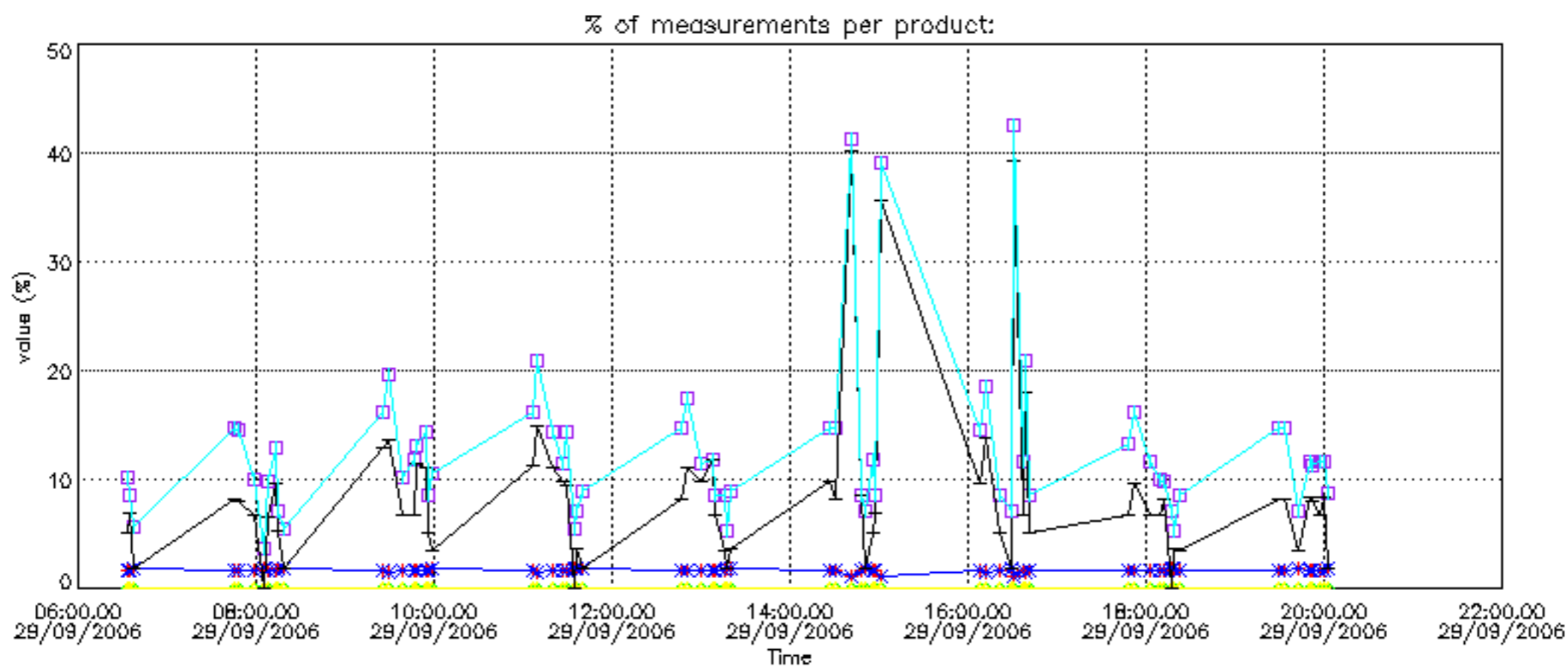
Percentage of flagged data per NO2 profile



Percentage of flagged data per NO3 profile

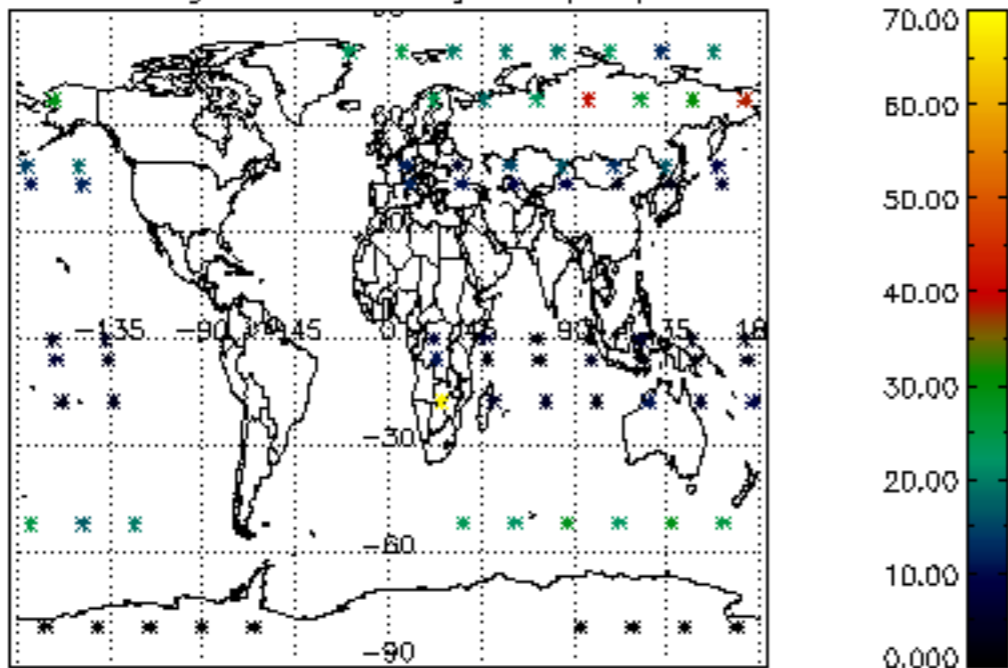




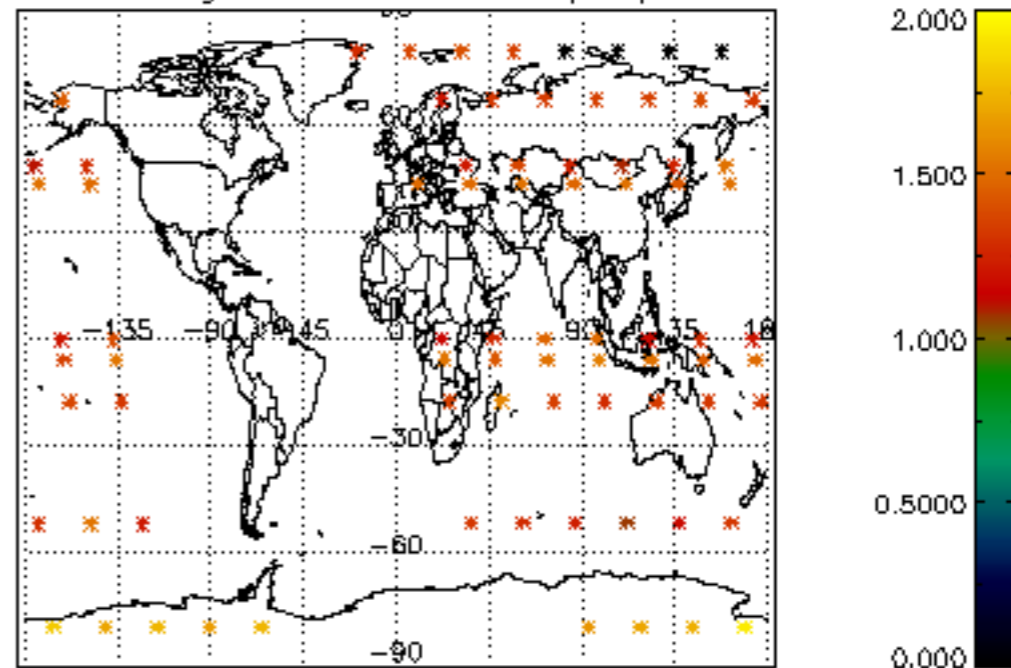




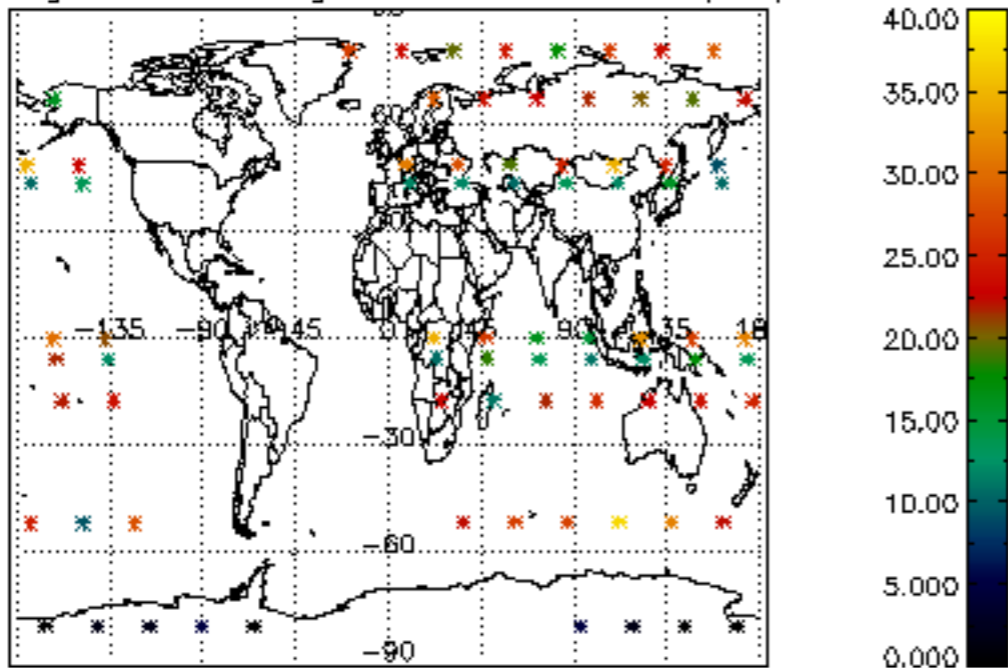
Percentage of cosmic ray hits per profile



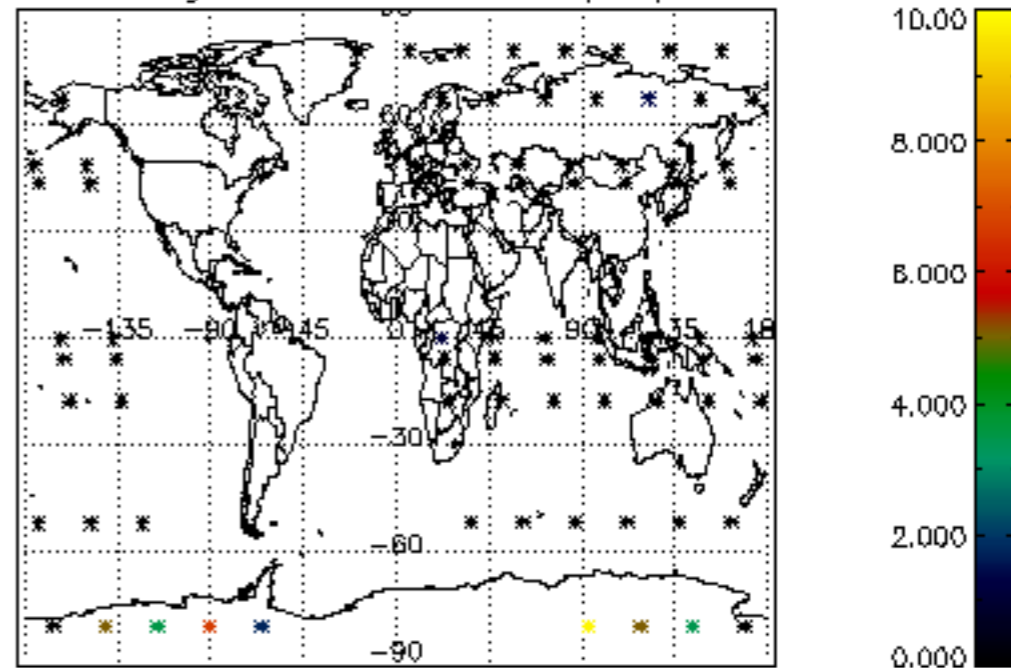
Percentage of datation errors per profile



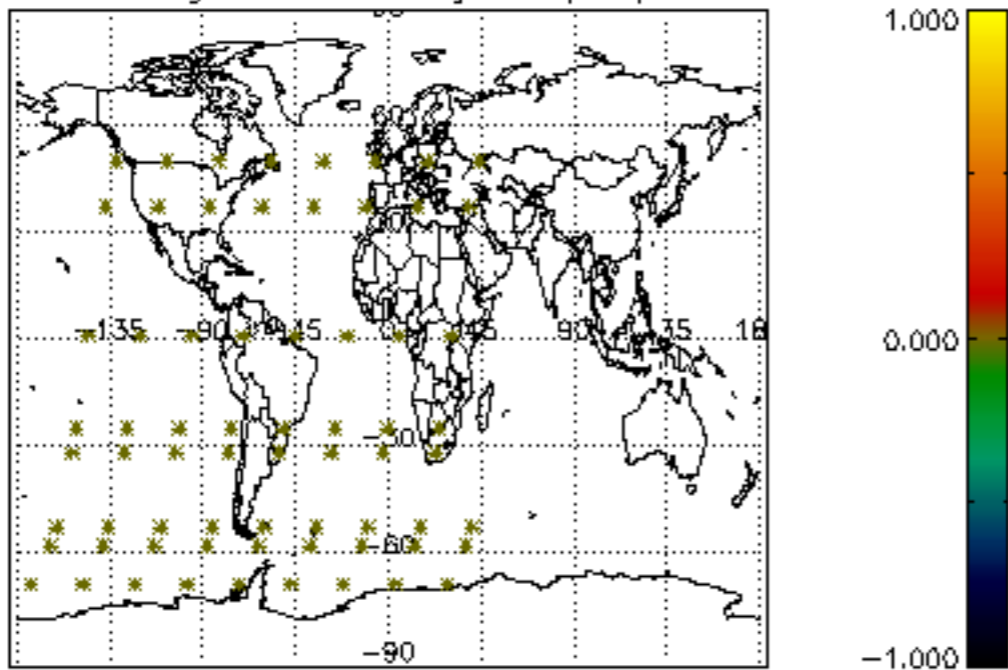
Percentage of star falling outside central band per profile



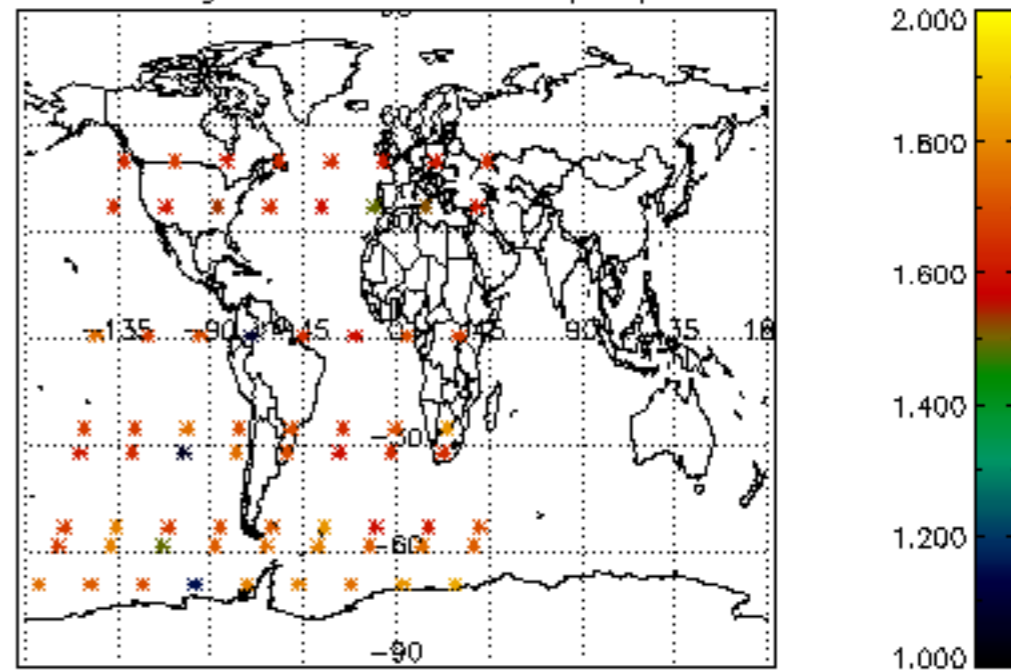
Percentage of saturation errors per profile



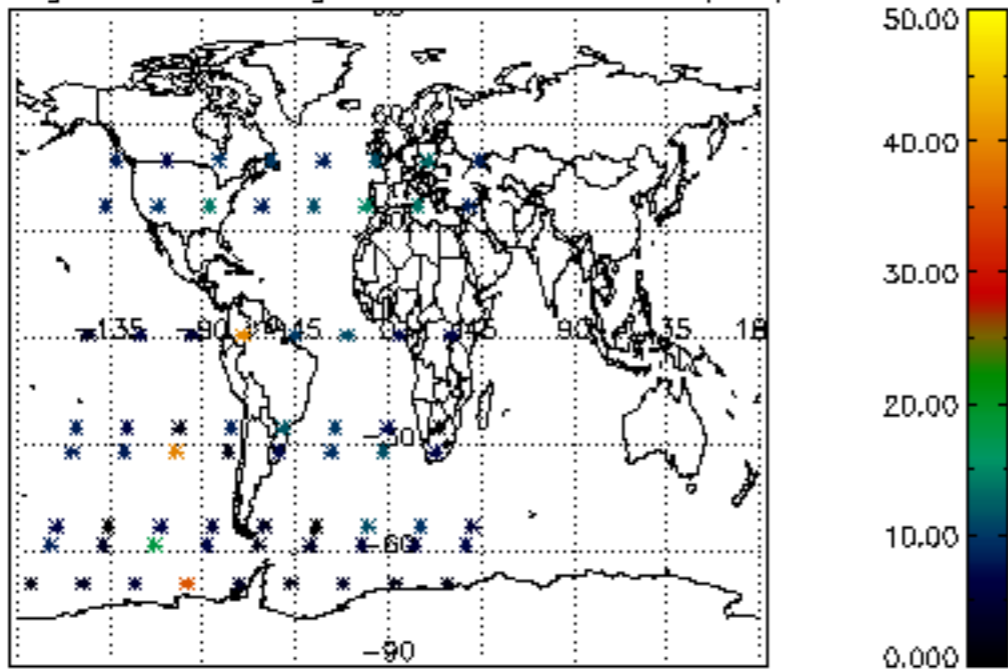
Percentage of cosmic ray hits per profile



Percentage of datation errors per profile



Percentage of star falling outside central band per profile



Percentage of saturation errors per profile

