

GOMOS Level 2 Daily Report

SUMMARY

[1. General Info](#)

[2. Summary of processed GOM_NL_2P products](#)

[3. Level 2 Quality information per product](#)

[3.1 Plot of level 2 quality information per product \(time dependant\)](#)

[3.2 Plot of level 2 quality information per product \(world map\)](#)

[4. Level 1 Quality information per product \(stored on level 2 products\)](#)

[4.1 Plot of level 1 quality information per product \(time dependant\)](#)

[4.1.1 Plot of level 1 quality information per product \(time dependant\): ASCENDING](#)

[4.1.2 Plot of level 1 quality information per product \(time dependant\): DESCENDING](#)

[4.2 Plot of level 1 quality information per product \(world map\)](#)

[4.2.1 Plot of level 1 quality information per product \(world map\): ASCENDING](#)

[4.2.2 Plot of level 1 quality information per product \(world map\): DESCENDING](#)

[5. Ozone profiles based on quality statistics and other trace gas profiles](#)

[5.1 Ozone statistics based on quality of products](#)

[5.2 Plot ozone profiles for all STD \(dark without errors\)](#)

[5.3 Plot ozone profiles where STD < 20% \(dark without errors\)](#)

[5.4. Plot ozone profiles where STD < 10% \(dark without errors\)](#)

[5.5. Plot ozone profiles where STD < 5% \(dark without errors\)](#)

[5.6 Plot NO2 profiles for all STD \(dark without errors\)](#)

[5.7 Plot NO3 profiles for all STD \(dark without errors\)](#)

[5.8 Plot H2O profiles \(only for occultations of stars 1,2,3,4,13,14,16,26,63 dark without errors\) for all STD](#)

[6. Auxiliary Data Files used for the production reported in section 2](#)

This report presents the daily analysis on parameters extracted from GOMOS level 2 data (GOM_NL__2P). It is intended to monitor some important parameters that will impact the quality of these products. A list of level 2 products (and content) that have arrived during the reporting day to the PCF is also given.

| Item | Value |
|---------------------------|---------------------------------|
| Time of report generation | 24APR2013 04:30:59 |
| Data source version | GOMOS/6.01 |
| Start time of products | 27-09-2006 (27SEP2006 00:00:00) |
| Stop time of products | 28-09-2006 (28SEP2006 00:00:00) |
| Store outputs in DB | Yes |
| Nb of level 2 prods | 136 |
| Nb of prods with errors | 0 |

2. Summary of processed GOM_NL__2P products.

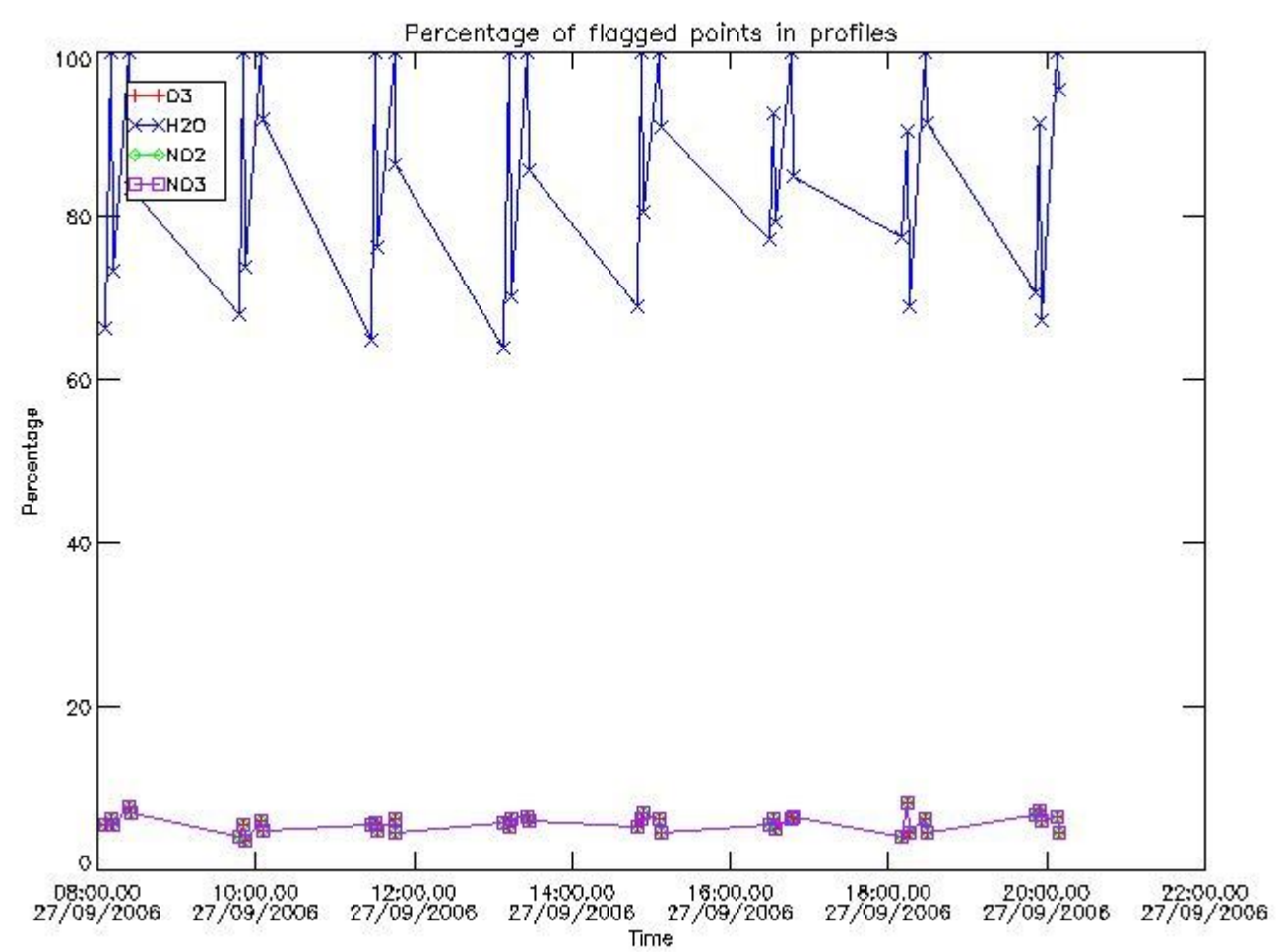
| Nr | Filename | UTC Start time | Limb | Duration | Star Id | Star Name | Star Mag | Star Temp | Nb Meas | Orbit | Prod. error |
|----|--|----------------------|------------|----------|---------|-----------|----------|-----------|---------|-------|-------------|
| 1 | GOM_NL__2PRFIN20060927_073619_000000302051_00321_23922_2130.N1 | 27-SEP-2006 07:36:19 | Bright | 30.000 | 36 | 50Alp UMa | 1.8000 | 6300.0 | 60 | 23922 | No |
| 2 | GOM_NL__2PRFIN20060927_073748_000000302051_00321_23922_2131.N1 | 27-SEP-2006 07:37:48 | Bright | 29.500 | 82 | 48Bet UMa | 2.3650 | 10600. | 59 | 23922 | No |
| 3 | GOM_NL__2PRFIN20060927_074058_000000282051_00321_23922_2132.N1 | 27-SEP-2006 07:40:58 | Bright | 27.500 | 174 | 52Psi UMa | 3.0040 | 4400.0 | 55 | 23922 | No |
| 4 | GOM_NL__2PRFIN20060927_074738_000000272051_00321_23922_2133.N1 | 27-SEP-2006 07:47:38 | Bright | 27.000 | 166 | 17Eps Leo | 2.9800 | 6000.0 | 54 | 23922 | No |
| 5 | GOM_NL__2PRFIN20060927_075701_000000442051_00321_23922_2134.N1 | 27-SEP-2006 07:57:01 | Twilight | 44.000 | 48 | 30Alp Hya | 1.9770 | 4100.0 | 88 | 23922 | No |
| 6 | GOM_NL__2PRFIN20060927_080642_000000382051_00321_23922_2135.N1 | 27-SEP-2006 08:06:42 | Dark | 37.500 | 65 | Lam Vel | 2.2040 | 4400.0 | 75 | 23922 | No |
| 7 | GOM_NL__2PRFIN20060927_081000_000000332051_00321_23922_2136.N1 | 27-SEP-2006 08:10:00 | Dark | 33.000 | 46 | Del Vel | 1.9540 | 10600. | 66 | 23922 | No |
| 8 | GOM_NL__2PRFIN20060927_081135_000000382051_00321_23922_2137.N1 | 27-SEP-2006 08:11:35 | Dark | 38.000 | 41 | Eps Car | 1.8600 | 4100.0 | 76 | 23922 | No |
| 9 | GOM_NL__2PRFIN20060927_082346_000000332051_00322_23923_2130.N1 | 27-SEP-2006 08:23:46 | Dark | 33.000 | 143 | Alp Hyi | 2.8570 | 7200.0 | 66 | 23923 | No |
| 10 | GOM_NL__2PRFIN20060927_082513_000000372051_00322_23923_2131.N1 | 27-SEP-2006 08:25:13 | Dark | 36.500 | 9 | Alp Eri | 0.45300 | 24000. | 73 | 23923 | No |
| 11 | GOM_NL__2PRFIN20060927_083041_000000362051_00322_23923_2132.N1 | 27-SEP-2006 08:30:41 | Straylight | 35.500 | 84 | Alp Phe | 2.3970 | 4500.0 | 71 | 23923 | No |
| 12 | GOM_NL__2PRFIN20060927_083527_000000372051_00322_23923_2133.N1 | 27-SEP-2006 08:35:27 | Straylight | 37.000 | 18 | 24Alp PsA | 1.1660 | 9700.0 | 74 | 23923 | No |
| 13 | GOM_NL__2PRFIN20060927_084407_000000332051_00322_23923_2134.N1 | 27-SEP-2006 08:44:07 | Bright | 32.500 | 162 | 34Alp Aqr | 2.9440 | 5350.0 | 65 | 23923 | No |
| 14 | GOM_NL__2PRFIN20060927_084802_000000312051_00322_23923_2135.N1 | 27-SEP-2006 08:48:02 | Bright | 31.000 | 90 | 54Alp Peg | 2.4870 | 11000. | 62 | 23923 | No |
| 15 | GOM_NL__2PRFIN20060927_085143_000000342051_00322_23923_2136.N1 | 27-SEP-2006 08:51:43 | Bright | 33.500 | 93 | 53Bet Peg | 2.5200 | 3100.0 | 67 | 23923 | No |
| 16 | GOM_NL__2PRFIN20060927_090145_000000302051_00322_23923_2137.N1 | 27-SEP-2006 09:01:45 | Bright | 30.000 | 89 | 5Alp Cep | 2.4510 | 8000.0 | 60 | 23923 | No |
| 17 | GOM_NL__2PRFIN20060927_090905_000000282051_00322_23923_2138.N1 | 27-SEP-2006 09:09:05 | Bright | 28.000 | 49 | 1Alp UMi | 1.9900 | 6300.0 | 56 | 23923 | No |
| 18 | GOM_NL__2PRFIN20060927_091052_000000312051_00322_23923_2139.N1 | 27-SEP-2006 09:10:52 | Bright | 31.000 | 60 | 7Bet UMi | 2.0810 | 3950.0 | 62 | 23923 | No |
| 19 | GOM_NL__2PRFIN20060927_091655_000000302051_00322_23923_2140.N1 | 27-SEP-2006 09:16:55 | Bright | 30.000 | 36 | 50Alp UMa | 1.8000 | 6300.0 | 60 | 23923 | No |
| 20 | GOM_NL__2PRFIN20060927_091824_000000282051_00322_23923_2141.N1 | 27-SEP-2006 09:18:24 | Bright | 27.500 | 82 | 48Bet UMa | 2.3650 | 10600. | 55 | 23923 | No |
| 21 | GOM_NL__2PRFIN20060927_092134_000000282051_00322_23923_2142.N1 | 27-SEP-2006 09:21:34 | Bright | 27.500 | 174 | 52Psi UMa | 3.0040 | 4400.0 | 55 | 23923 | No |
| 22 | GOM_NL__2PRFIN20060927_092813_000000282051_00322_23923_2143.N1 | 27-SEP-2006 09:28:13 | Bright | 27.500 | 166 | 17Eps Leo | 2.9800 | 6000.0 | 55 | 23923 | No |
| 23 | GOM_NL__2PRFIN20060927_093737_000000332051_00322_23923_2144.N1 | 27-SEP-2006 09:37:37 | Twilight | 33.000 | 48 | 30Alp Hya | 1.9770 | 4100.0 | 66 | 23923 | No |
| 24 | GOM_NL__2PRFIN20060927_094719_000000382051_00322_23923_2145.N1 | 27-SEP-2006 09:47:19 | Dark | 38.000 | 65 | Lam Vel | 2.2040 | 4400.0 | 76 | 23923 | No |
| 25 | GOM_NL__2PRFIN20060927_095037_000000372051_00322_23923_2146.N1 | 27-SEP-2006 09:50:37 | Dark | 36.500 | 46 | Del Vel | 1.9540 | 10600. | 73 | 23923 | No |
| 26 | GOM_NL__2PRFIN20060927_095212_000000432051_00322_23923_2147.N1 | 27-SEP-2006 09:52:12 | Dark | 42.500 | 41 | Eps Car | 1.8600 | 4100.0 | 85 | 23923 | No |
| 27 | GOM_NL__2PRFIN20060927_100422_000000342051_00323_23924_2130.N1 | 27-SEP-2006 10:04:22 | Dark | 34.000 | 143 | Alp Hyi | 2.8570 | 7200.0 | 68 | 23924 | No |
| 28 | GOM_NL__2PRFIN20060927_100550_000000442051_00323_23924_2131.N1 | 27-SEP-2006 10:05:50 | Dark | 43.500 | 9 | Alp Eri | 0.45300 | 24000. | 87 | 23924 | No |
| 29 | GOM_NL__2PRFIN20060927_101117_000000382051_00323_23924_2132.N1 | 27-SEP-2006 10:11:17 | Straylight | 38.000 | 84 | Alp Phe | 2.3970 | 4500.0 | 76 | 23924 | No |
| 30 | GOM_NL__2PRFIN20060927_101603_000000362051_00323_23924_2133.N1 | 27-SEP-2006 10:16:03 | Straylight | 35.500 | 18 | 24Alp PsA | 1.1660 | 9700.0 | 71 | 23924 | No |
| 31 | GOM_NL__2PRFIN20060927_102443_000000322051_00323_23924_2134.N1 | 27-SEP-2006 10:24:43 | Bright | 31.500 | 162 | 34Alp Aqr | 2.9440 | 5350.0 | 63 | 23924 | No |
| 32 | GOM_NL__2PRFIN20060927_102838_000000302051_00323_23924_2135.N1 | 27-SEP-2006 10:28:38 | Bright | 30.000 | 90 | 54Alp Peg | 2.4870 | 11000. | 60 | 23924 | No |
| 33 | GOM_NL__2PRFIN20060927_103219_000000312051_00323_23924_2136.N1 | 27-SEP-2006 10:32:19 | Bright | 30.500 | 93 | 53Bet Peg | 2.5200 | 3100.0 | 61 | 23924 | No |
| 34 | GOM_NL__2PRFIN20060927_104222_000000302051_00323_23924_2137.N1 | 27-SEP-2006 10:42:22 | Bright | 29.500 | 89 | 5Alp Cep | 2.4510 | 8000.0 | 59 | 23924 | No |
| 35 | GOM_NL__2PRFIN20060927_104941_000000302051_00323_23924_2138.N1 | 27-SEP-2006 10:49:41 | Bright | 29.500 | 49 | 1Alp UMi | 1.9900 | 6300.0 | 59 | 23924 | No |
| 36 | GOM_NL__2PRFIN20060927_105128_000000322051_00323_23924_2139.N1 | 27-SEP-2006 10:51:28 | Bright | 31.500 | 60 | 7Bet UMi | 2.0810 | 3950.0 | 63 | 23924 | No |
| 37 | GOM_NL__2PRFIN20060927_105731_000000312051_00323_23924_2140.N1 | 27-SEP-2006 10:57:31 | Bright | 30.500 | 36 | 50Alp UMa | 1.8000 | 6300.0 | 61 | 23924 | No |
| 38 | GOM_NL__2PRFIN20060927_105900_000000292051_00323_23924_2141.N1 | 27-SEP-2006 10:59:00 | Bright | 29.000 | 82 | 48Bet UMa | 2.3650 | 10600. | 58 | 23924 | No |
| 39 | GOM_NL__2PRFIN20060927_110211_000000342051_00323_23924_2142.N1 | 27-SEP-2006 11:02:11 | Bright | 33.500 | 174 | 52Psi UMa | 3.0040 | 4400.0 | 67 | 23924 | No |
| 40 | GOM_NL__2PRFIN20060927_110850_000000292051_00323_23924_2143.N1 | 27-SEP-2006 11:08:50 | Bright | 28.500 | 166 | 17Eps Leo | 2.9800 | 6000.0 | 57 | 23924 | No |
| 41 | GOM_NL__2PRFIN20060927_111814_000000372051_00323_23924_2144.N1 | 27-SEP-2006 11:18:14 | Twilight | 36.500 | 48 | 30Alp Hya | 1.9770 | 4100.0 | 73 | 23924 | No |
| 42 | GOM_NL__2PRFIN20060927_112755_000000382051_00323_23924_2145.N1 | 27-SEP-2006 11:27:55 | Dark | 37.500 | 65 | Lam Vel | 2.2040 | 4400.0 | 75 | 23924 | No |

| | | | | | | | | | | | |
|-----|--|----------------------|------------|--------|-----|-----------|---------|--------|----|-------|----|
| 102 | GOM_NL__2PRFIN20060927_165828_000000372051_00327_23928_2153.N1 | 27-SEP-2006 16:58:28 | Straylight | 37.000 | 18 | 24Alp PsA | 1.1660 | 9700.0 | 74 | 23928 | No |
| 103 | GOM_NL__2PRFIN20060927_170708_000000332051_00327_23928_2154.N1 | 27-SEP-2006 17:07:08 | Bright | 33.000 | 162 | 34Alp Aqr | 2.9440 | 5350.0 | 66 | 23928 | No |
| 104 | GOM_NL__2PRFIN20060927_171102_000000312051_00327_23928_2155.N1 | 27-SEP-2006 17:11:02 | Bright | 31.000 | 90 | 54Alp Peg | 2.4870 | 11000. | 62 | 23928 | No |
| 105 | GOM_NL__2PRFIN20060927_171443_000000322051_00327_23928_2156.N1 | 27-SEP-2006 17:14:43 | Bright | 32.000 | 93 | 53Bet Peg | 2.5200 | 3100.0 | 64 | 23928 | No |
| 106 | GOM_NL__2PRFIN20060927_172446_000000312051_00327_23928_2157.N1 | 27-SEP-2006 17:24:46 | Bright | 30.500 | 89 | 5Alp Cep | 2.4510 | 8000.0 | 61 | 23928 | No |
| 107 | GOM_NL__2PRFIN20060927_173205_000000302051_00327_23928_2158.N1 | 27-SEP-2006 17:32:05 | Bright | 30.000 | 49 | 1Alp UMi | 1.9900 | 6300.0 | 60 | 23928 | No |
| 108 | GOM_NL__2PRFIN20060927_173353_000000312051_00327_23928_2159.N1 | 27-SEP-2006 17:33:53 | Bright | 31.000 | 60 | 7Bet UMi | 2.0810 | 3950.0 | 62 | 23928 | No |
| 109 | GOM_NL__2PRFIN20060927_173955_000000282051_00327_23928_2160.N1 | 27-SEP-2006 17:39:55 | Bright | 28.000 | 36 | 50Alp UMa | 1.8000 | 6300.0 | 56 | 23928 | No |
| 110 | GOM_NL__2PRFIN20060927_174125_000000282051_00327_23928_2161.N1 | 27-SEP-2006 17:41:25 | Bright | 27.500 | 82 | 48Bet UMa | 2.3650 | 10600. | 55 | 23928 | No |
| 111 | GOM_NL__2PRFIN20060927_174435_000000292051_00327_23928_2162.N1 | 27-SEP-2006 17:44:35 | Bright | 28.500 | 174 | 52Psi UMa | 3.0040 | 4400.0 | 57 | 23928 | No |
| 112 | GOM_NL__2PRFIN20060927_175114_000000282051_00327_23928_2163.N1 | 27-SEP-2006 17:51:14 | Bright | 28.000 | 166 | 17Eps Leo | 2.9800 | 6000.0 | 56 | 23928 | No |
| 113 | GOM_NL__2PRFIN20060927_180039_000000392051_00327_23928_2164.N1 | 27-SEP-2006 18:00:39 | Twilight | 39.000 | 48 | 30Alp Hya | 1.9770 | 4100.0 | 78 | 23928 | No |
| 114 | GOM_NL__2PRFIN20060927_181020_000000382051_00327_23928_2165.N1 | 27-SEP-2006 18:10:20 | Dark | 38.000 | 65 | Lam Vel | 2.2040 | 4400.0 | 76 | 23928 | No |
| 115 | GOM_NL__2PRFIN20060927_181338_000000322051_00327_23928_2166.N1 | 27-SEP-2006 18:13:38 | Dark | 31.500 | 46 | Del Vel | 1.9540 | 10600. | 63 | 23928 | No |
| 116 | GOM_NL__2PRFIN20060927_181513_000000442051_00327_23928_2167.N1 | 27-SEP-2006 18:15:13 | Dark | 44.000 | 41 | Eps Car | 1.8600 | 4100.0 | 88 | 23928 | No |
| 117 | GOM_NL__2PRFIN20060927_182724_000000342051_00328_23929_2150.N1 | 27-SEP-2006 18:27:24 | Dark | 33.500 | 143 | Alp Hyi | 2.8570 | 7200.0 | 67 | 23929 | No |
| 118 | GOM_NL__2PRFIN20060927_182852_000000462051_00328_23929_2151.N1 | 27-SEP-2006 18:28:52 | Dark | 45.500 | 9 | Alp Eri | 0.45300 | 24000. | 91 | 23929 | No |
| 119 | GOM_NL__2PRFIN20060927_183419_000000372051_00328_23929_2152.N1 | 27-SEP-2006 18:34:19 | Straylight | 36.500 | 84 | Alp Phe | 2.3970 | 4500.0 | 73 | 23929 | No |
| 120 | GOM_NL__2PRFIN20060927_183904_000000392051_00328_23929_2153.N1 | 27-SEP-2006 18:39:04 | Straylight | 39.000 | 18 | 24Alp PsA | 1.1660 | 9700.0 | 78 | 23929 | No |
| 121 | GOM_NL__2PRFIN20060927_184744_000000322051_00328_23929_2154.N1 | 27-SEP-2006 18:47:44 | Bright | 31.500 | 162 | 34Alp Aqr | 2.9440 | 5350.0 | 63 | 23929 | No |
| 122 | GOM_NL__2PRFIN20060927_185138_000000312051_00328_23929_2155.N1 | 27-SEP-2006 18:51:38 | Bright | 31.000 | 90 | 54Alp Peg | 2.4870 | 11000. | 62 | 23929 | No |
| 123 | GOM_NL__2PRFIN20060927_185519_000000302051_00328_23929_2156.N1 | 27-SEP-2006 18:55:19 | Bright | 30.000 | 93 | 53Bet Peg | 2.5200 | 3100.0 | 60 | 23929 | No |
| 124 | GOM_NL__2PRFIN20060927_190522_000000302051_00328_23929_2157.N1 | 27-SEP-2006 19:05:22 | Bright | 30.000 | 89 | 5Alp Cep | 2.4510 | 8000.0 | 60 | 23929 | No |
| 125 | GOM_NL__2PRFIN20060927_191241_000000302051_00328_23929_2158.N1 | 27-SEP-2006 19:12:41 | Bright | 30.000 | 49 | 1Alp UMi | 1.9900 | 6300.0 | 60 | 23929 | No |
| 126 | GOM_NL__2PRFIN20060927_191429_000000322051_00328_23929_2159.N1 | 27-SEP-2006 19:14:29 | Bright | 31.500 | 60 | 7Bet UMi | 2.0810 | 3950.0 | 63 | 23929 | No |
| 127 | GOM_NL__2PRFIN20060927_192031_000000292051_00328_23929_2160.N1 | 27-SEP-2006 19:20:31 | Bright | 28.500 | 36 | 50Alp UMa | 1.8000 | 6300.0 | 57 | 23929 | No |
| 128 | GOM_NL__2PRFIN20060927_192200_000000302051_00328_23929_2161.N1 | 27-SEP-2006 19:22:00 | Bright | 30.000 | 82 | 48Bet UMa | 2.3650 | 10600. | 60 | 23929 | No |
| 129 | GOM_NL__2PRFIN20060927_192512_000000282051_00328_23929_2162.N1 | 27-SEP-2006 19:25:12 | Bright | 27.500 | 174 | 52Psi UMa | 3.0040 | 4400.0 | 55 | 23929 | No |
| 130 | GOM_NL__2PRFIN20060927_193150_000000292051_00328_23929_2163.N1 | 27-SEP-2006 19:31:50 | Bright | 29.000 | 166 | 17Eps Leo | 2.9800 | 6000.0 | 58 | 23929 | No |
| 131 | GOM_NL__2PRFIN20060927_194115_000000392051_00328_23929_2164.N1 | 27-SEP-2006 19:41:15 | Twilight | 39.000 | 48 | 30Alp Hya | 1.9770 | 4100.0 | 78 | 23929 | No |
| 132 | GOM_NL__2PRFIN20060927_195056_000000382051_00328_23929_2165.N1 | 27-SEP-2006 19:50:56 | Dark | 38.000 | 65 | Lam Vel | 2.2040 | 4400.0 | 76 | 23929 | No |
| 133 | GOM_NL__2PRFIN20060927_195414_000000352051_00328_23929_2166.N1 | 27-SEP-2006 19:54:14 | Dark | 35.000 | 46 | Del Vel | 1.9540 | 10600. | 70 | 23929 | No |
| 134 | GOM_NL__2PRFIN20060927_195549_000000342051_00328_23929_2167.N1 | 27-SEP-2006 19:55:49 | Dark | 34.000 | 41 | Eps Car | 1.8600 | 4100.0 | 68 | 23929 | No |
| 135 | GOM_NL__2PRFIN20060927_200800_000000322051_00329_23930_2150.N1 | 27-SEP-2006 20:08:00 | Dark | 32.000 | 143 | Alp Hyi | 2.8570 | 7200.0 | 64 | 23930 | No |
| 136 | GOM_NL__2PRFIN20060927_200928_000000442051_00329_23930_2151.N1 | 27-SEP-2006 20:09:28 | Dark | 44.000 | 9 | Alp Eri | 0.45300 | 24000. | 88 | 23930 | No |

3. Quality information per product

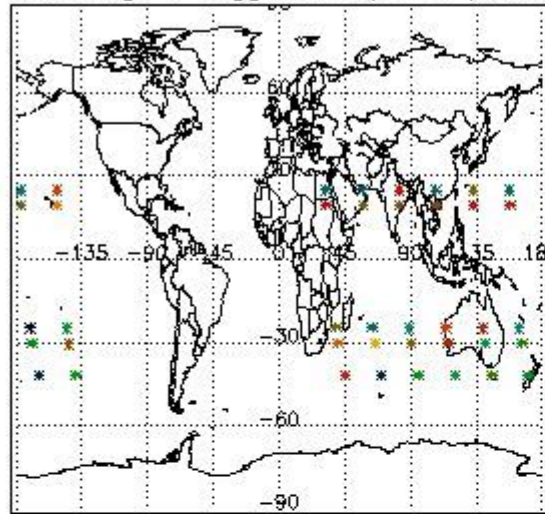
In this section it is plotted some information contained in the Quality Summary data set of the level 2 products. Only products in dark limb conditions and without errors (error flag in the MPH set to "0") are used.

3.1 Plot quality information per product (time dependant)

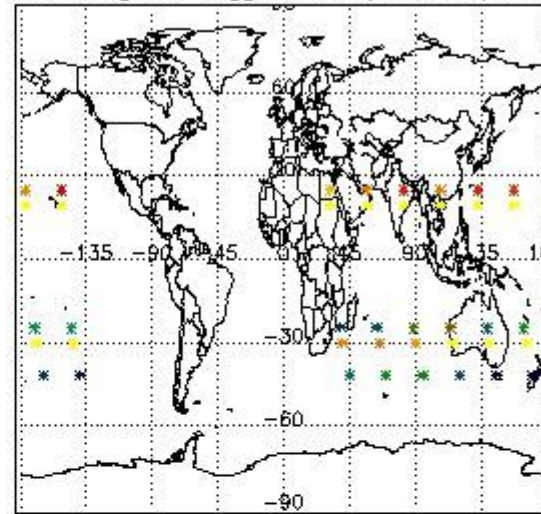


3.2 Plot quality information per product (world map)

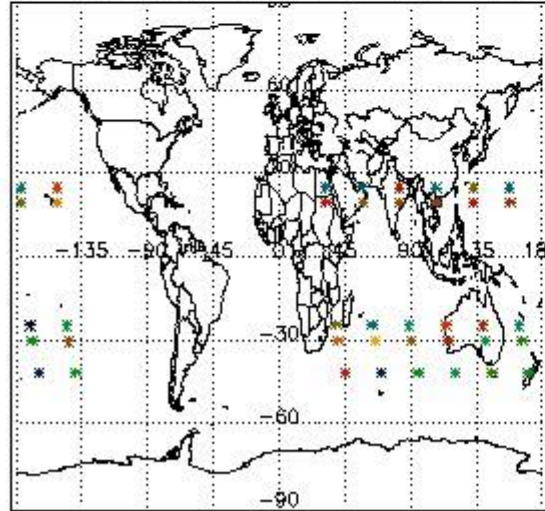
Percentage of flagged data per O3 profile



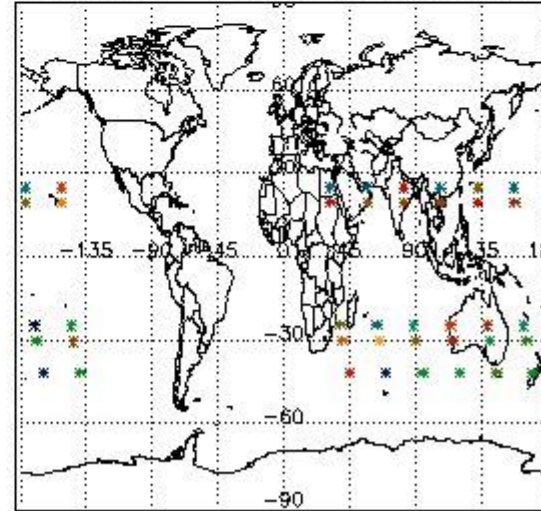
Percentage of flagged data per H2O profile



Percentage of flagged data per NO2 profile



Percentage of flagged data per NO3 profile

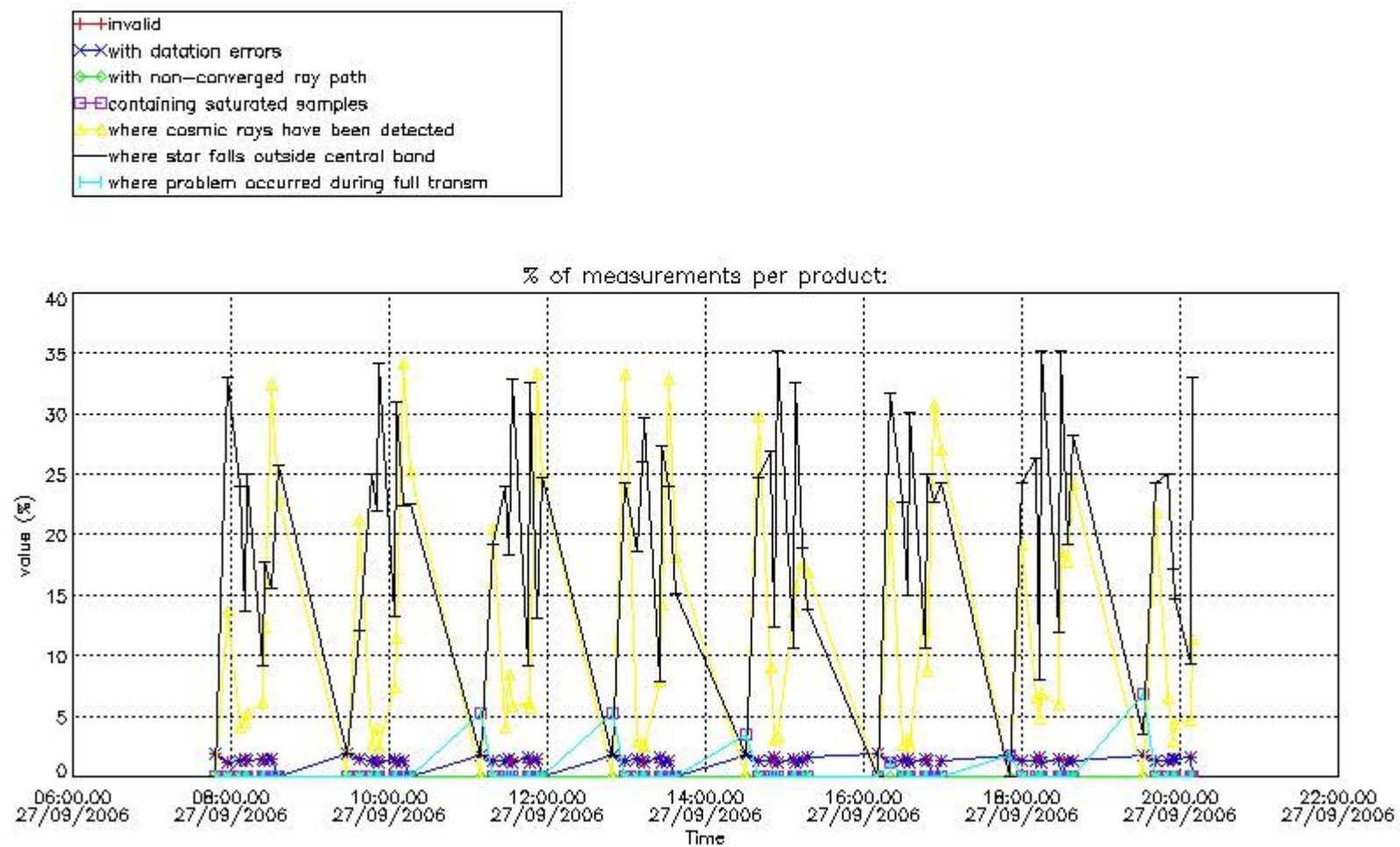


4. Level 1 quality information per product

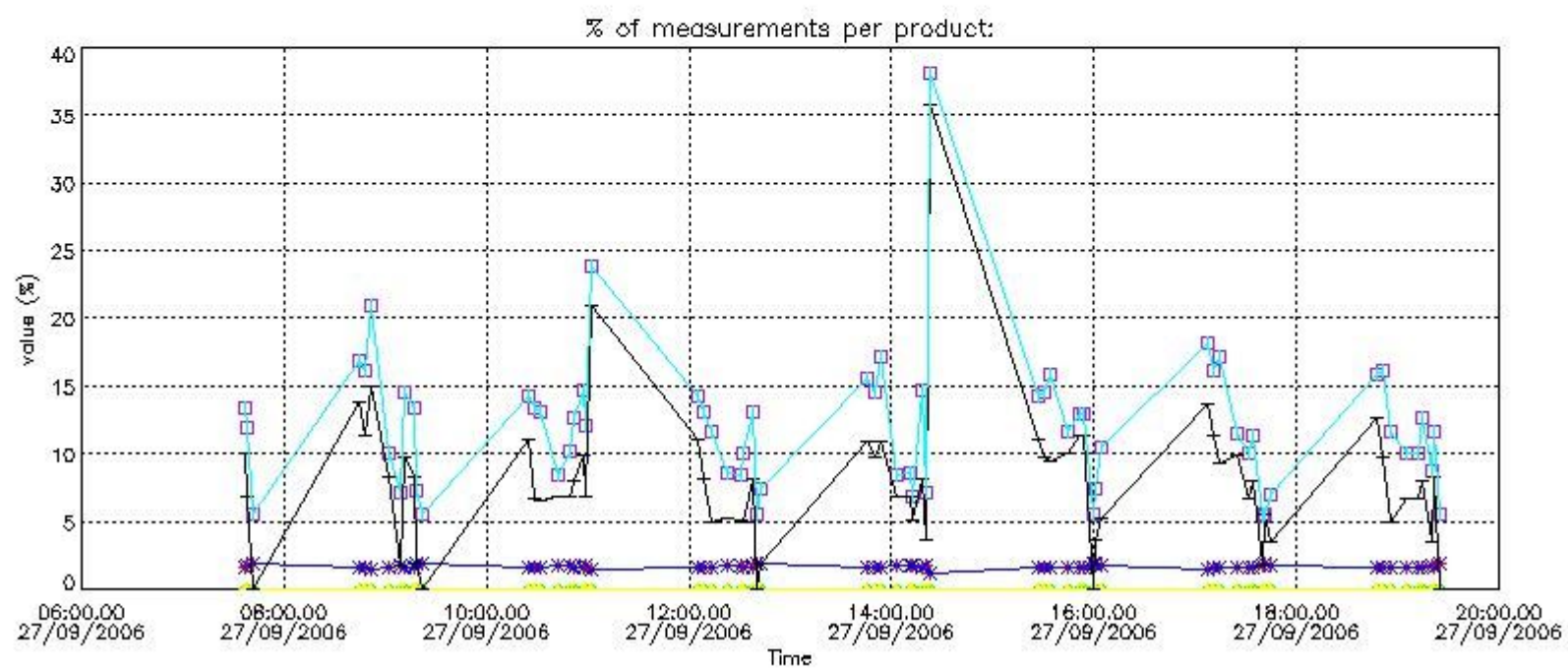
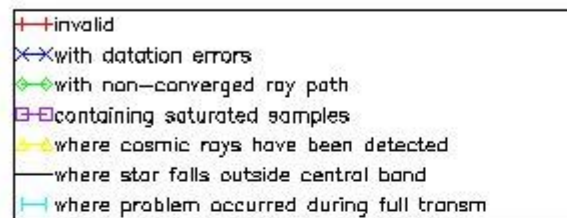
In this section it is plotted some information contained in the Quality Summary data set of the level 2 products that comes from the level 1b processing. Products without errors (error flag in the MPH set to "0") are used.

4.1 Plot quality information per product (time dependant) coming from level 1b processing

4.1.1 Plot level 1 quality information per product (time dependant): ENVISAT ASCENDING passes

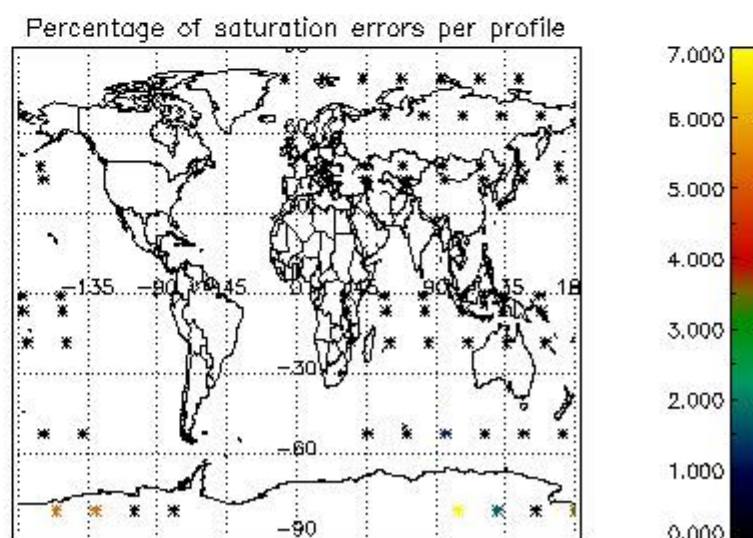
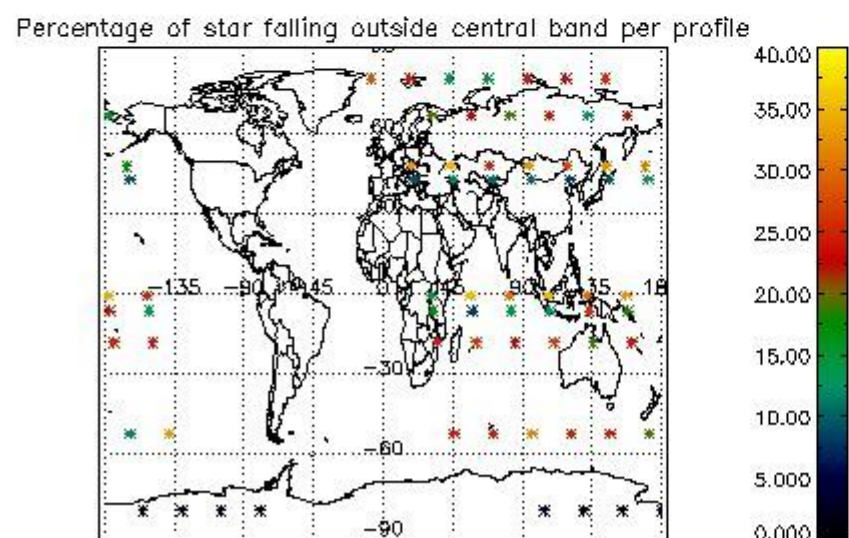
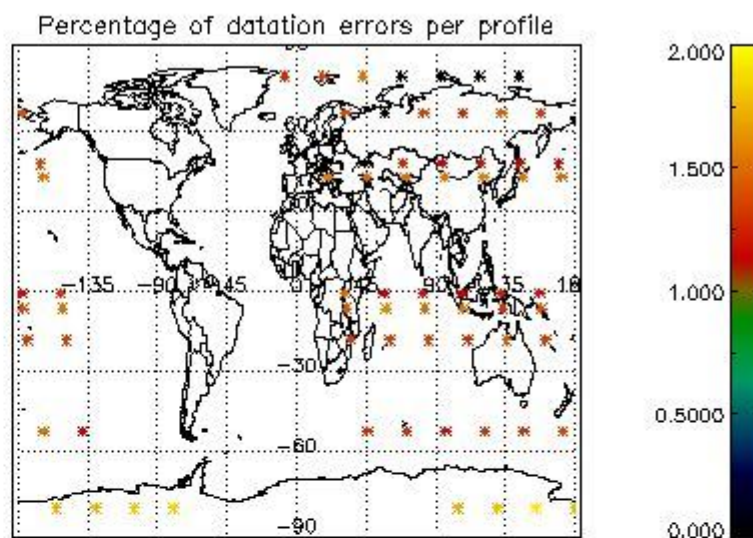
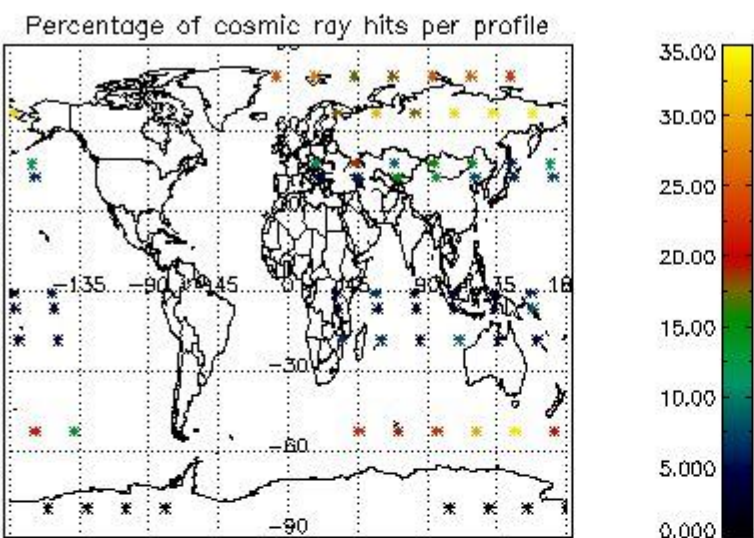


4.1.2 Plot level 1 quality information per product (time dependant): ENVI SAT DESCENDING passes

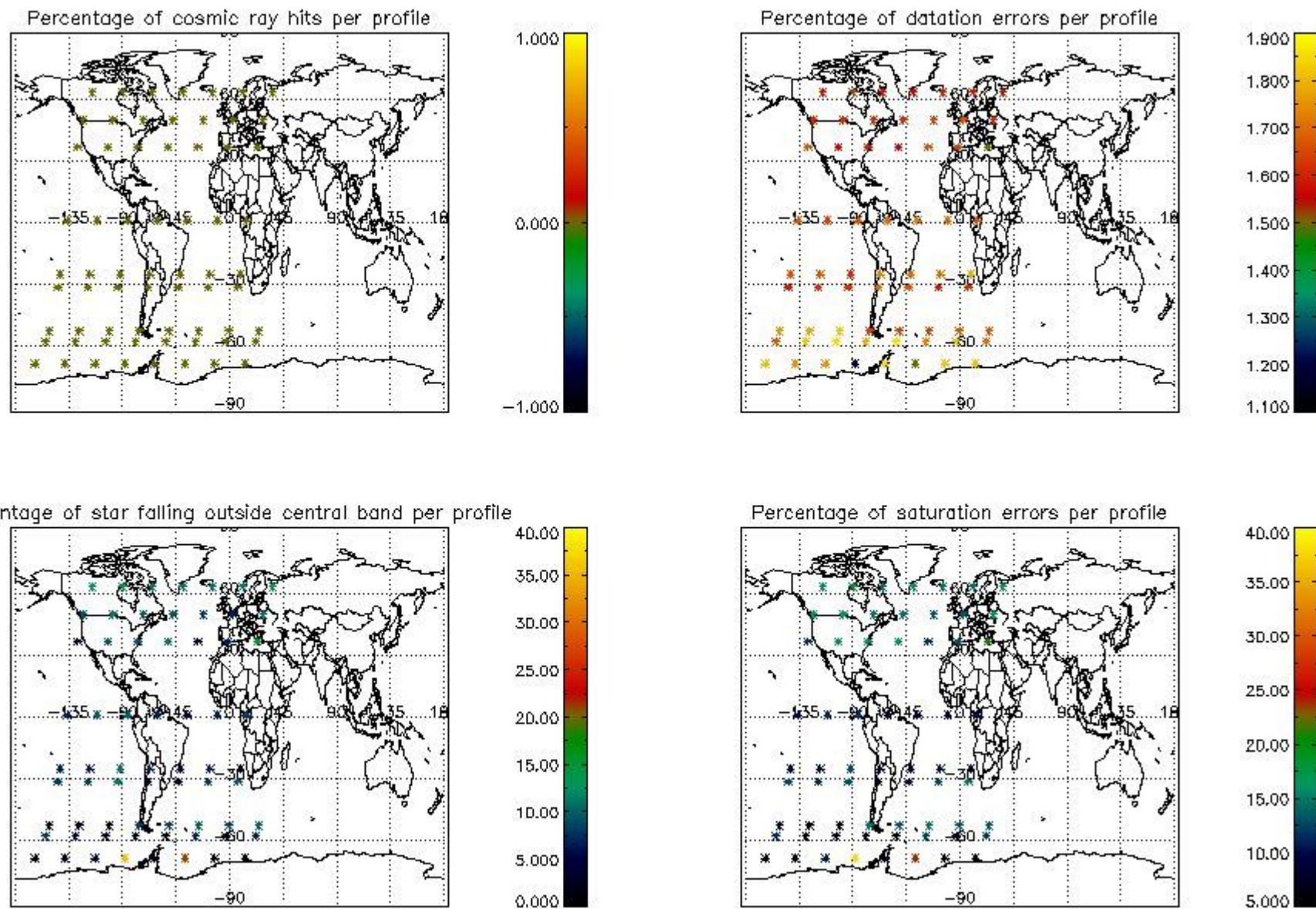


4.2 Plot quality information per product coming from level 1b processing (world map)

4.2.1 Plot level 1 quality information per product (world map): ENVISAT ASCENDING passes



4.2.2 Plot level 1 quality information per product (world map): ENVISAT DESCENDING passes



5. Trace gas profiles

5.1 Ozone statistics based on quality of products

The final quality of the products can be "measured" using the STD (Standard Deviation) attached to every point profile. This information is written to the parameter GOM_NL__2P/NL_LOCAL_SPECIES_DENSITY/o3_std of the level 2 products. The table below shows the statistics for given STD ranges.

The statistics are given with respect to the overall valid production:

- Products without fatal errors: GOM_NL__2P/MPH/PRODUCT_ERR=0
- Valid point profile: GOM_NL__2P/NL_LOCAL_SPECIES_DENSITY/pcd(0)=0

The 'Criteria' is applied to valid points of dark limb products:

- Products in dark limb illumination condition: GOM_NL__2P/NL_SUMMARY_QUALITY/obs_ill_cond=0
- Products without fatal errors: GOM_NL__2P/MPH/PRODUCT_ERR=0
- Valid point profile: GOM_NL__2P/NL_LOCAL_SPECIES_DENSITY/pcd(0)=0

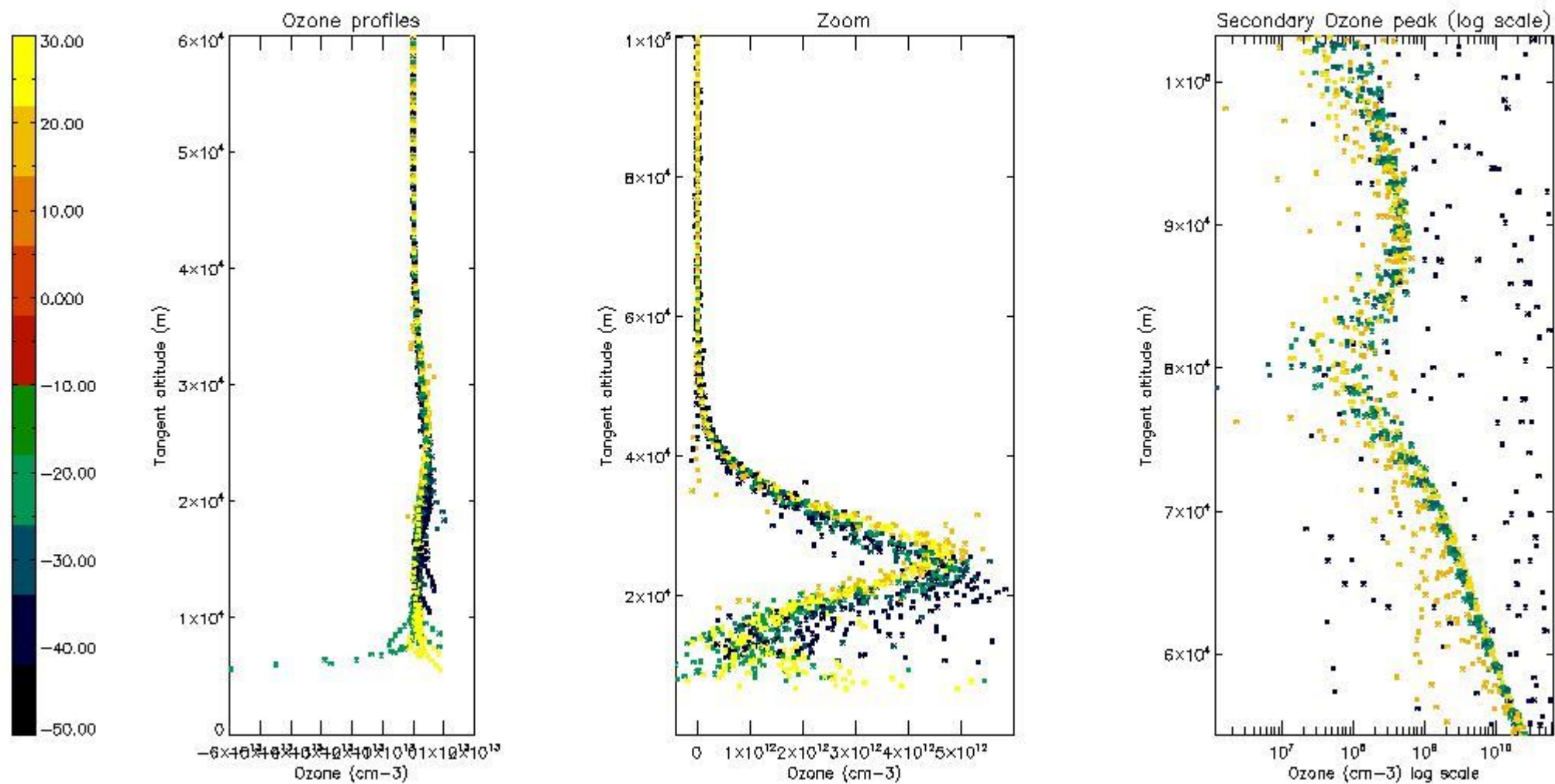
So, the table below shows the percentage of dark limb and valid observations for each criteria with respect to the overall valid daily observations.

| Criteria | % of total production |
|----------|-----------------------|
| All STD | 34 |
| STD < 20 | 18 |

| | |
|----------|----|
| STD < 10 | 14 |
| STD < 5 | 7 |

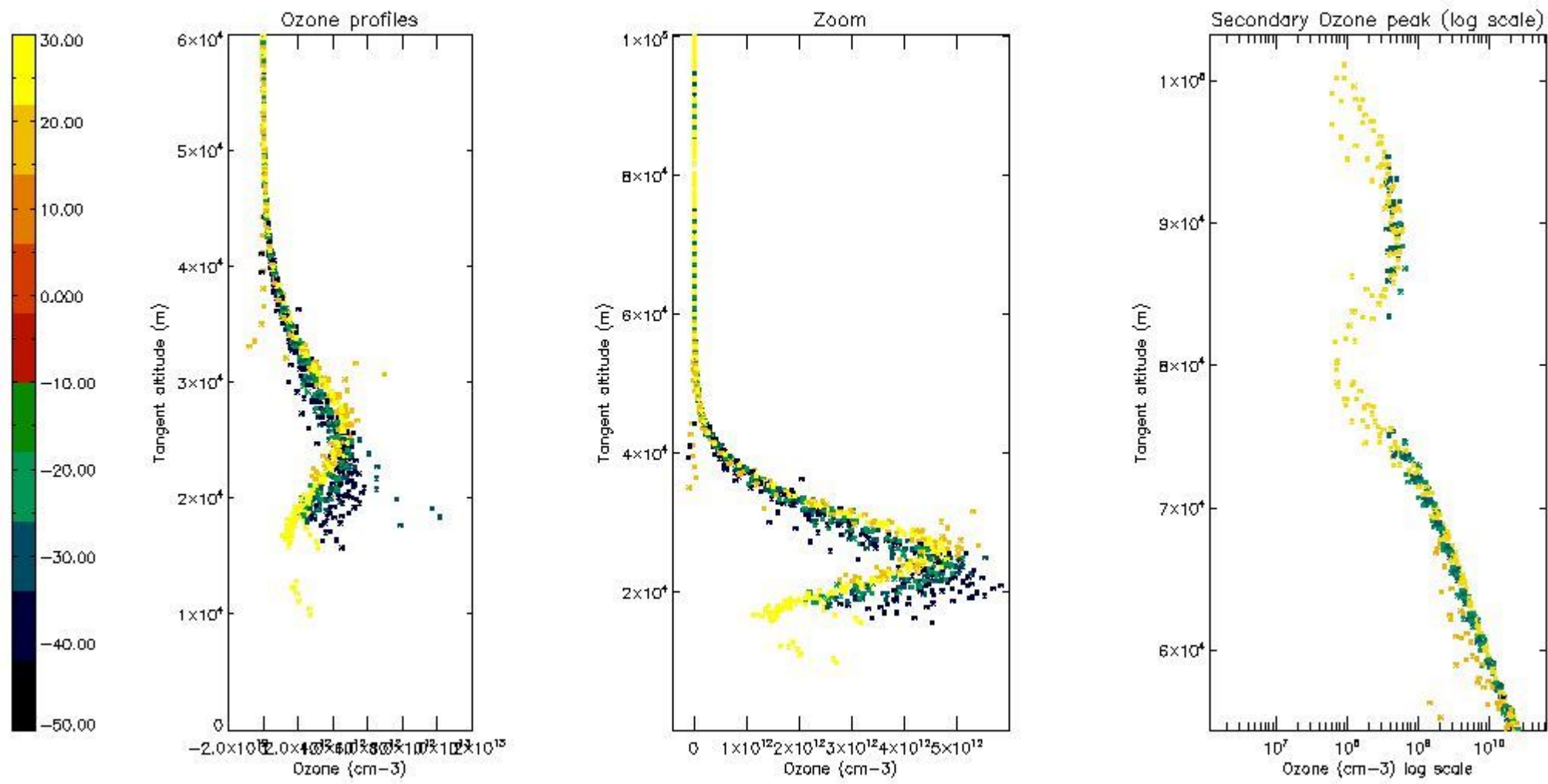
5.2 Plot ozone profiles for all STD (dark without errors)

The colorbar represents the latitude.



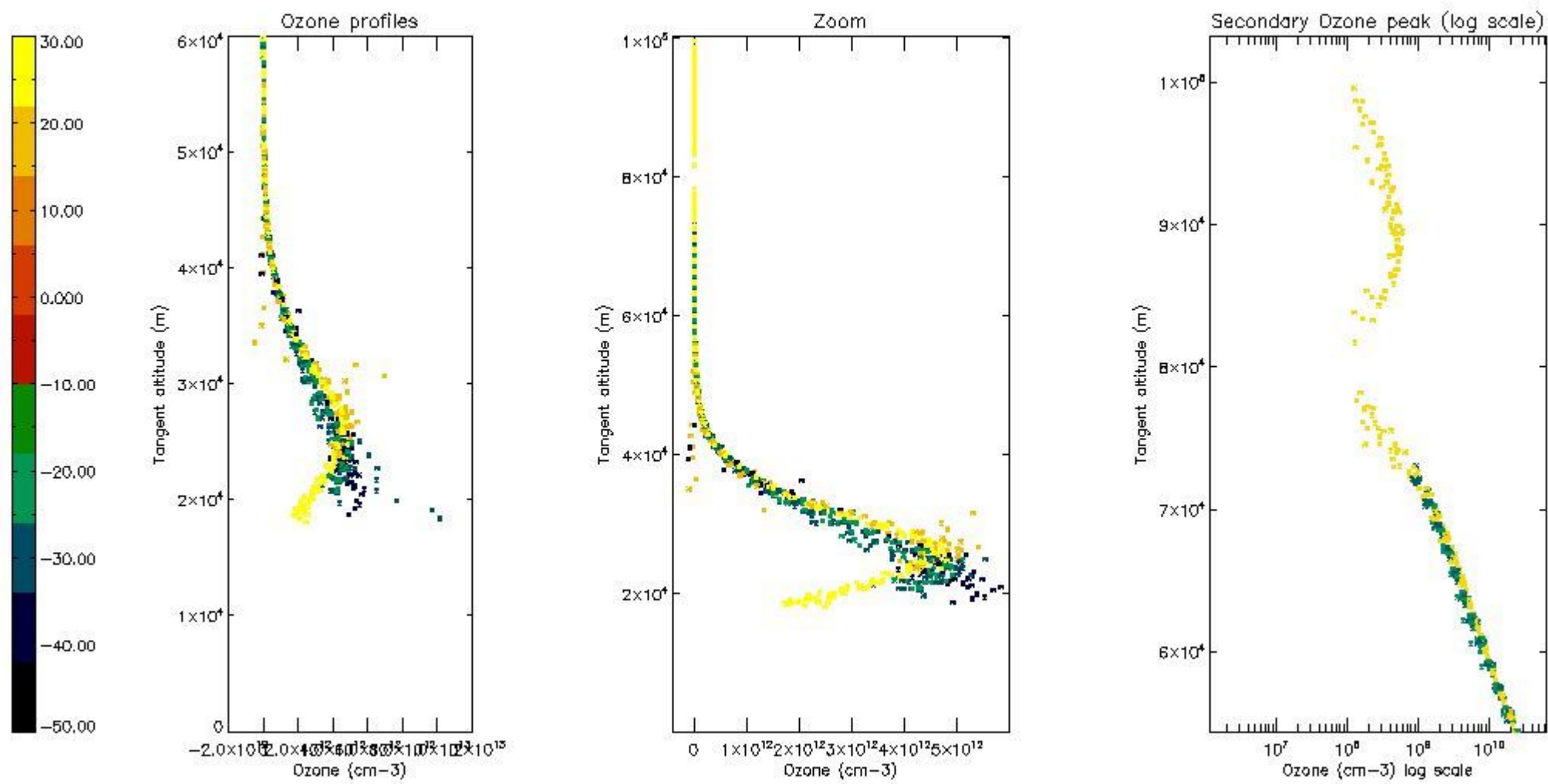
5.3 Plot ozone profiles where STD < 20% (dark without errors)

The colorbar represents the latitude.



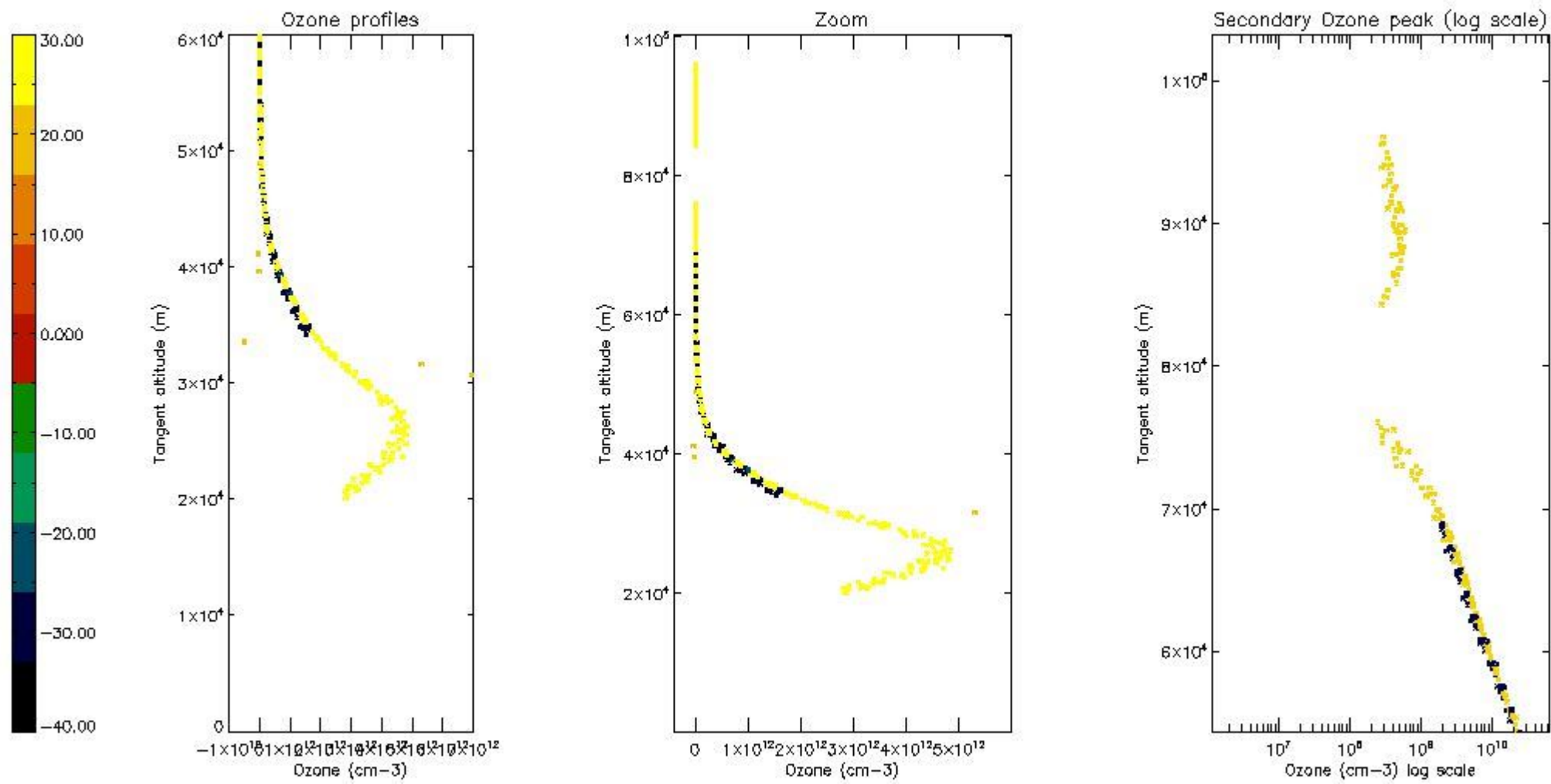
5.4 Plot ozone profiles where STD < 10% (dark without errors)

The colorbar represents the latitude.



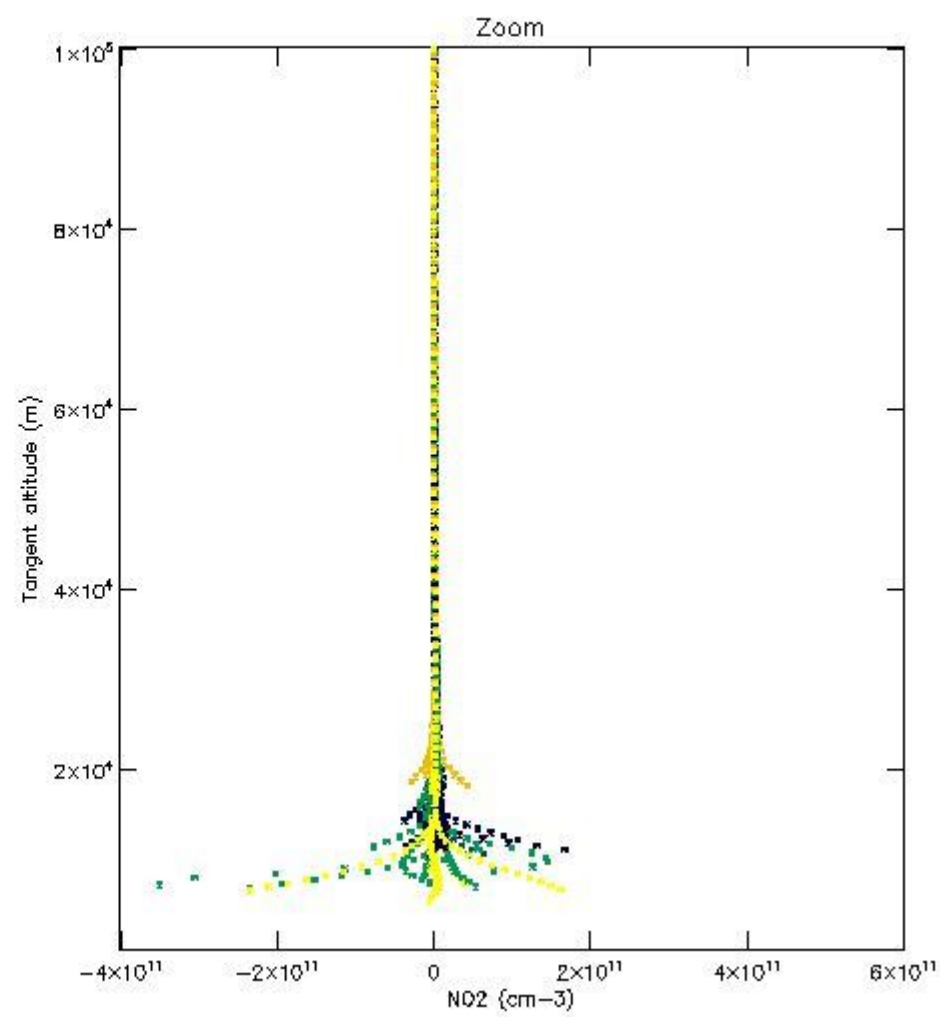
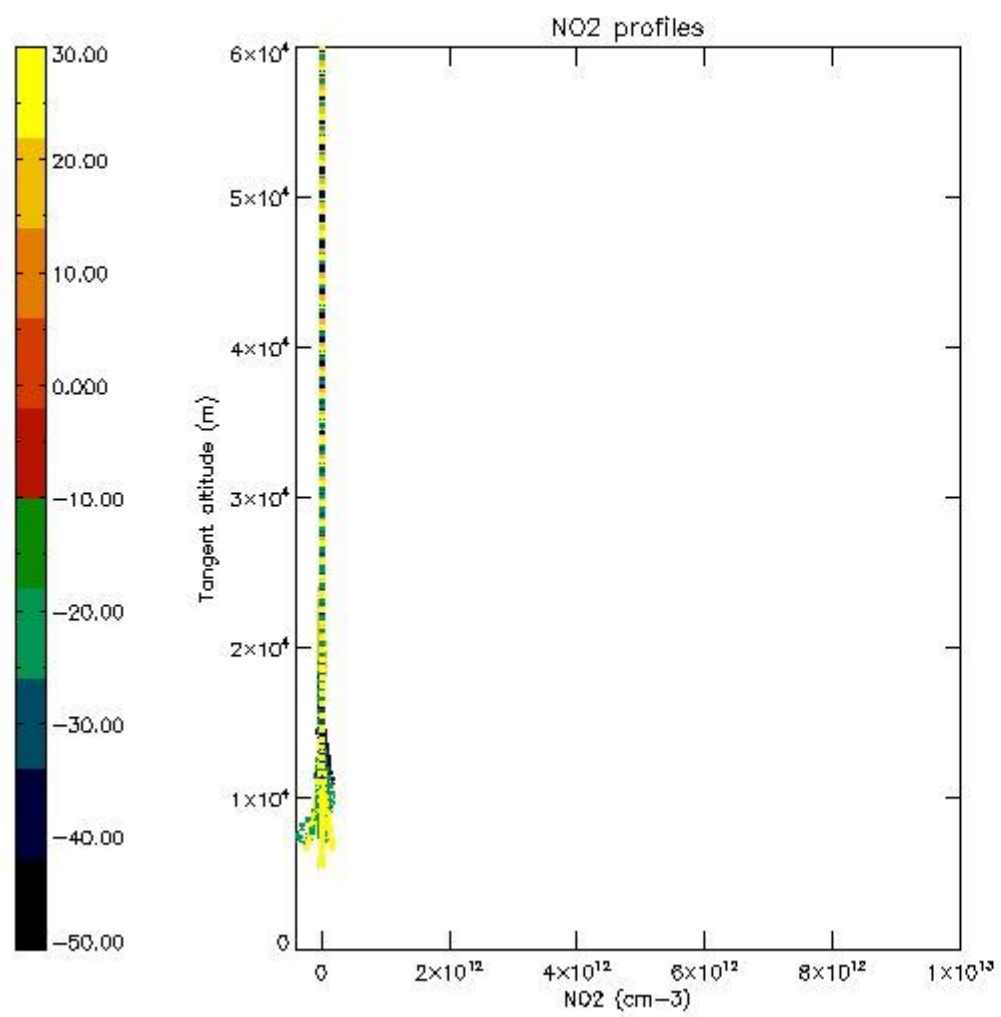
5.5 Plot ozone profiles where STD < 5% (dark without errors)

The colorbar represents the latitude.



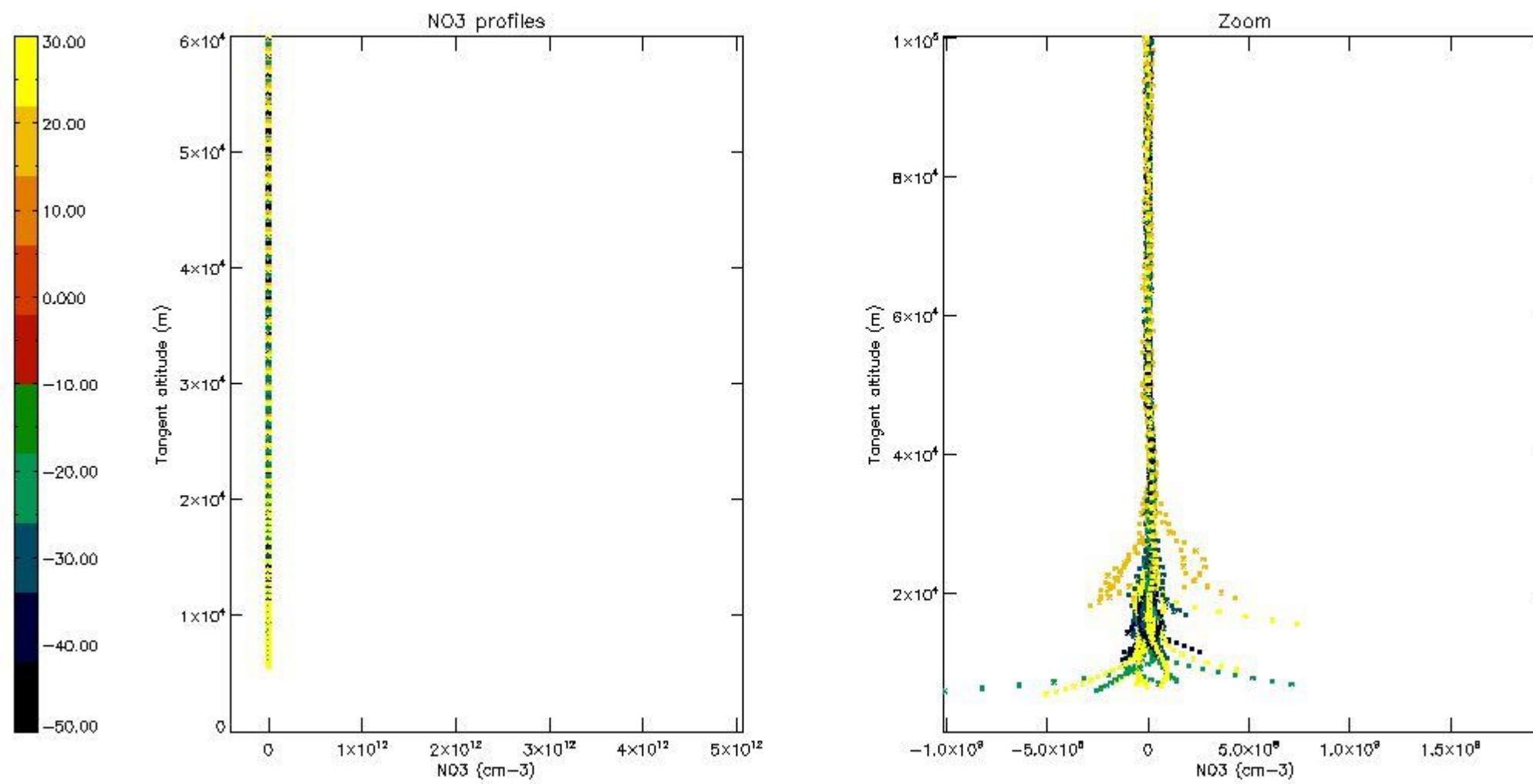
5.6 Plot NO₂ profiles for all STD (dark without errors)

The colorbar represents the latitude.



5.7 Plot NO3 profiles for all STD (dark without errors)

The colorbar represents the latitude.



6. Auxiliary Data Files used for the production reported in section 2

The number reported in the third column indicates since which file (see list in section 2) the corresponding auxiliary file has been used. The fourth column is the date of those product files.

| Type | Auxiliary Filename | Used since product | Used since product date |
|---------------------------|---|--------------------|-------------------------|
| INST_PHYS_CHARACTERISTICS | GOM_INS_AXVIEC20091111_143220_20030716_120000_20500101_000000 | 1 | 27-SEP-2006 07:36:19 |
| LEVEL-2_PROC_CONFIG | GOM_PR2_AXVIEC20091111_152718_20020301_000000_20500101_000000 | 1 | 27-SEP-2006 07:36:19 |
| CROSS_SECTIONS_FILE | GOM_CRS_AXVIEC20091111_154832_20020301_000000_20500101_000000 | 1 | 27-SEP-2006 07:36:19 |

GOMOS Level 2 Daily Report

SUMMARY

[1. General Info](#)

[2. Summary of processed GOM_NL_2P products](#)

[3. Level 2 Quality information per product](#)

[3.1 Plot of level 2 quality information per product \(time dependant\)](#)

[3.2 Plot of level 2 quality information per product \(world map\)](#)

[4. Level 1 Quality information per product \(stored on level 2 products\)](#)

[4.1 Plot of level 1 quality information per product \(time dependant\)](#)

[4.1.1 Plot of level 1 quality information per product \(time dependant\): ASCENDING](#)

[4.1.2 Plot of level 1 quality information per product \(time dependant\): DESCENDING](#)

[4.2 Plot of level 1 quality information per product \(world map\)](#)

[4.2.1 Plot of level 1 quality information per product \(world map\): ASCENDING](#)

[4.2.2 Plot of level 1 quality information per product \(world map\): DESCENDING](#)

[5. Ozone profiles based on quality statistics and other trace gas profiles](#)

[5.1 Ozone statistics based on quality of products](#)

[5.2 Plot ozone profiles for all STD \(dark without errors\)](#)

[5.3 Plot ozone profiles where STD < 20% \(dark without errors\)](#)

[5.4. Plot ozone profiles where STD < 10% \(dark without errors\)](#)

[5.5. Plot ozone profiles where STD < 5% \(dark without errors\)](#)

[5.6 Plot NO2 profiles for all STD \(dark without errors\)](#)

[5.7 Plot NO3 profiles for all STD \(dark without errors\)](#)

[5.8 Plot H2O profiles \(only for occultations of stars 1,2,3,4,13,14,16,26,63 dark without errors\) for all STD](#)

[6. Auxiliary Data Files used for the production reported in section 2](#)

This report presents the daily analysis on parameters extracted from GOMOS level 2 data (GOM_NL__2P). It is intended to monitor some important parameters that will impact the quality of these products. A list of level 2 products (and content) that have arrived during the reporting day to the PCF is also given.

| Item | Value |
|---------------------------|---------------------------------|
| Time of report generation | 24APR2013 04:30:59 |
| Data source version | GOMOS/6.01 |
| Start time of products | 27-09-2006 (27SEP2006 00:00:00) |
| Stop time of products | 28-09-2006 (28SEP2006 00:00:00) |
| Store outputs in DB | Yes |
| Nb of level 2 prods | 136 |
| Nb of prods with errors | 0 |

2. Summary of processed GOM_NL__2P products.

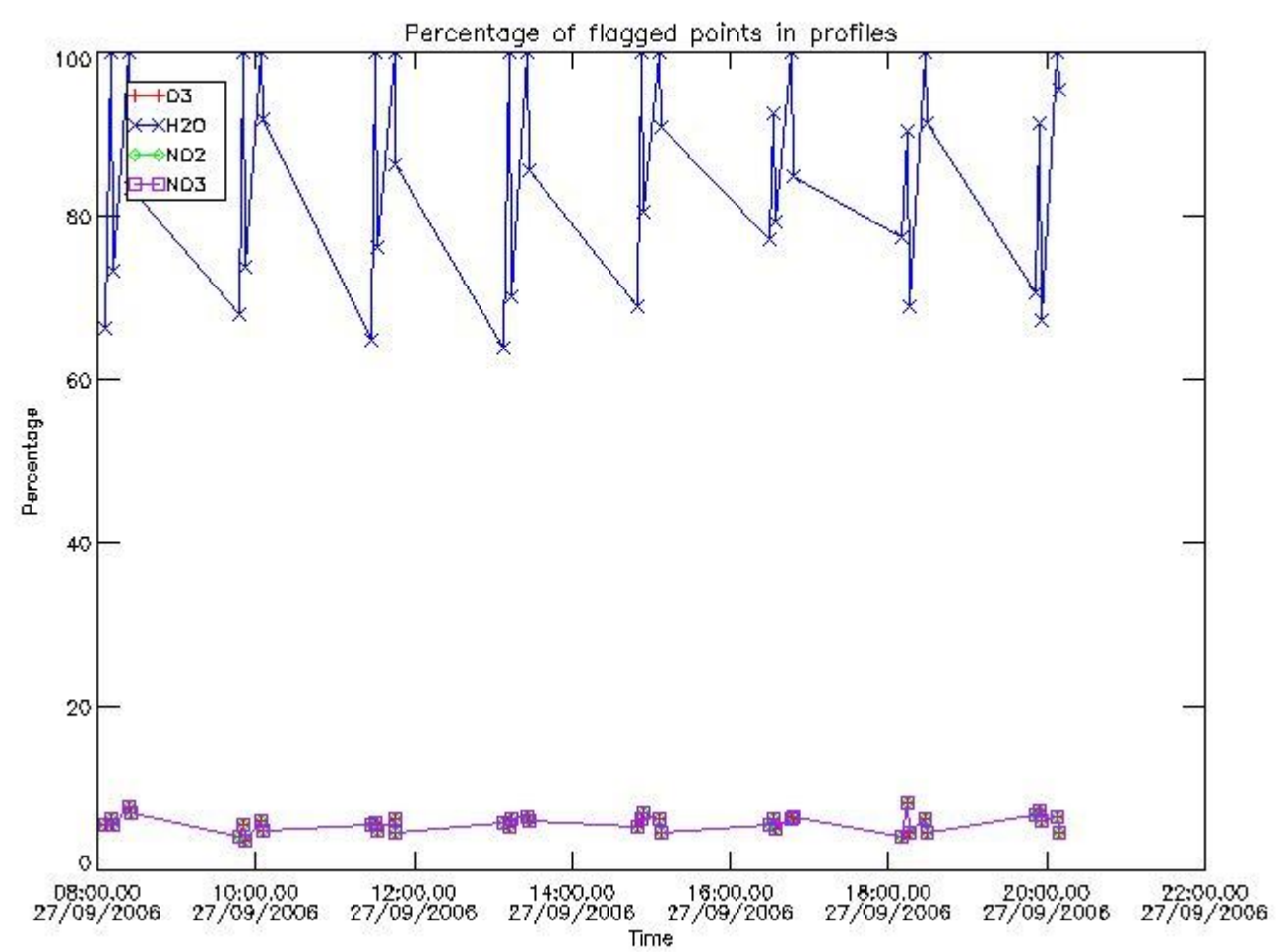
| Nr | Filename | UTC Start time | Limb | Duration | Star Id | Star Name | Star Mag | Star Temp | Nb Meas | Orbit | Prod. error |
|----|--|----------------------|------------|----------|---------|-----------|----------|-----------|---------|-------|-------------|
| 1 | GOM_NL__2PRFIN20060927_073619_000000302051_00321_23922_2130.N1 | 27-SEP-2006 07:36:19 | Bright | 30.000 | 36 | 50Alp UMa | 1.8000 | 6300.0 | 60 | 23922 | No |
| 2 | GOM_NL__2PRFIN20060927_073748_000000302051_00321_23922_2131.N1 | 27-SEP-2006 07:37:48 | Bright | 29.500 | 82 | 48Bet UMa | 2.3650 | 10600. | 59 | 23922 | No |
| 3 | GOM_NL__2PRFIN20060927_074058_000000282051_00321_23922_2132.N1 | 27-SEP-2006 07:40:58 | Bright | 27.500 | 174 | 52Psi UMa | 3.0040 | 4400.0 | 55 | 23922 | No |
| 4 | GOM_NL__2PRFIN20060927_074738_000000272051_00321_23922_2133.N1 | 27-SEP-2006 07:47:38 | Bright | 27.000 | 166 | 17Eps Leo | 2.9800 | 6000.0 | 54 | 23922 | No |
| 5 | GOM_NL__2PRFIN20060927_075701_000000442051_00321_23922_2134.N1 | 27-SEP-2006 07:57:01 | Twilight | 44.000 | 48 | 30Alp Hya | 1.9770 | 4100.0 | 88 | 23922 | No |
| 6 | GOM_NL__2PRFIN20060927_080642_000000382051_00321_23922_2135.N1 | 27-SEP-2006 08:06:42 | Dark | 37.500 | 65 | Lam Vel | 2.2040 | 4400.0 | 75 | 23922 | No |
| 7 | GOM_NL__2PRFIN20060927_081000_000000332051_00321_23922_2136.N1 | 27-SEP-2006 08:10:00 | Dark | 33.000 | 46 | Del Vel | 1.9540 | 10600. | 66 | 23922 | No |
| 8 | GOM_NL__2PRFIN20060927_081135_000000382051_00321_23922_2137.N1 | 27-SEP-2006 08:11:35 | Dark | 38.000 | 41 | Eps Car | 1.8600 | 4100.0 | 76 | 23922 | No |
| 9 | GOM_NL__2PRFIN20060927_082346_000000332051_00322_23923_2130.N1 | 27-SEP-2006 08:23:46 | Dark | 33.000 | 143 | Alp Hyi | 2.8570 | 7200.0 | 66 | 23923 | No |
| 10 | GOM_NL__2PRFIN20060927_082513_000000372051_00322_23923_2131.N1 | 27-SEP-2006 08:25:13 | Dark | 36.500 | 9 | Alp Eri | 0.45300 | 24000. | 73 | 23923 | No |
| 11 | GOM_NL__2PRFIN20060927_083041_000000362051_00322_23923_2132.N1 | 27-SEP-2006 08:30:41 | Straylight | 35.500 | 84 | Alp Phe | 2.3970 | 4500.0 | 71 | 23923 | No |
| 12 | GOM_NL__2PRFIN20060927_083527_000000372051_00322_23923_2133.N1 | 27-SEP-2006 08:35:27 | Straylight | 37.000 | 18 | 24Alp PsA | 1.1660 | 9700.0 | 74 | 23923 | No |
| 13 | GOM_NL__2PRFIN20060927_084407_000000332051_00322_23923_2134.N1 | 27-SEP-2006 08:44:07 | Bright | 32.500 | 162 | 34Alp Aqr | 2.9440 | 5350.0 | 65 | 23923 | No |
| 14 | GOM_NL__2PRFIN20060927_084802_000000312051_00322_23923_2135.N1 | 27-SEP-2006 08:48:02 | Bright | 31.000 | 90 | 54Alp Peg | 2.4870 | 11000. | 62 | 23923 | No |
| 15 | GOM_NL__2PRFIN20060927_085143_000000342051_00322_23923_2136.N1 | 27-SEP-2006 08:51:43 | Bright | 33.500 | 93 | 53Bet Peg | 2.5200 | 3100.0 | 67 | 23923 | No |
| 16 | GOM_NL__2PRFIN20060927_090145_000000302051_00322_23923_2137.N1 | 27-SEP-2006 09:01:45 | Bright | 30.000 | 89 | 5Alp Cep | 2.4510 | 8000.0 | 60 | 23923 | No |
| 17 | GOM_NL__2PRFIN20060927_090905_000000282051_00322_23923_2138.N1 | 27-SEP-2006 09:09:05 | Bright | 28.000 | 49 | 1Alp UMi | 1.9900 | 6300.0 | 56 | 23923 | No |
| 18 | GOM_NL__2PRFIN20060927_091052_000000312051_00322_23923_2139.N1 | 27-SEP-2006 09:10:52 | Bright | 31.000 | 60 | 7Bet UMi | 2.0810 | 3950.0 | 62 | 23923 | No |
| 19 | GOM_NL__2PRFIN20060927_091655_000000302051_00322_23923_2140.N1 | 27-SEP-2006 09:16:55 | Bright | 30.000 | 36 | 50Alp UMa | 1.8000 | 6300.0 | 60 | 23923 | No |
| 20 | GOM_NL__2PRFIN20060927_091824_000000282051_00322_23923_2141.N1 | 27-SEP-2006 09:18:24 | Bright | 27.500 | 82 | 48Bet UMa | 2.3650 | 10600. | 55 | 23923 | No |
| 21 | GOM_NL__2PRFIN20060927_092134_000000282051_00322_23923_2142.N1 | 27-SEP-2006 09:21:34 | Bright | 27.500 | 174 | 52Psi UMa | 3.0040 | 4400.0 | 55 | 23923 | No |
| 22 | GOM_NL__2PRFIN20060927_092813_000000282051_00322_23923_2143.N1 | 27-SEP-2006 09:28:13 | Bright | 27.500 | 166 | 17Eps Leo | 2.9800 | 6000.0 | 55 | 23923 | No |
| 23 | GOM_NL__2PRFIN20060927_093737_000000332051_00322_23923_2144.N1 | 27-SEP-2006 09:37:37 | Twilight | 33.000 | 48 | 30Alp Hya | 1.9770 | 4100.0 | 66 | 23923 | No |
| 24 | GOM_NL__2PRFIN20060927_094719_000000382051_00322_23923_2145.N1 | 27-SEP-2006 09:47:19 | Dark | 38.000 | 65 | Lam Vel | 2.2040 | 4400.0 | 76 | 23923 | No |
| 25 | GOM_NL__2PRFIN20060927_095037_000000372051_00322_23923_2146.N1 | 27-SEP-2006 09:50:37 | Dark | 36.500 | 46 | Del Vel | 1.9540 | 10600. | 73 | 23923 | No |
| 26 | GOM_NL__2PRFIN20060927_095212_000000432051_00322_23923_2147.N1 | 27-SEP-2006 09:52:12 | Dark | 42.500 | 41 | Eps Car | 1.8600 | 4100.0 | 85 | 23923 | No |
| 27 | GOM_NL__2PRFIN20060927_100422_000000342051_00323_23924_2130.N1 | 27-SEP-2006 10:04:22 | Dark | 34.000 | 143 | Alp Hyi | 2.8570 | 7200.0 | 68 | 23924 | No |
| 28 | GOM_NL__2PRFIN20060927_100550_000000442051_00323_23924_2131.N1 | 27-SEP-2006 10:05:50 | Dark | 43.500 | 9 | Alp Eri | 0.45300 | 24000. | 87 | 23924 | No |
| 29 | GOM_NL__2PRFIN20060927_101117_000000382051_00323_23924_2132.N1 | 27-SEP-2006 10:11:17 | Straylight | 38.000 | 84 | Alp Phe | 2.3970 | 4500.0 | 76 | 23924 | No |
| 30 | GOM_NL__2PRFIN20060927_101603_000000362051_00323_23924_2133.N1 | 27-SEP-2006 10:16:03 | Straylight | 35.500 | 18 | 24Alp PsA | 1.1660 | 9700.0 | 71 | 23924 | No |
| 31 | GOM_NL__2PRFIN20060927_102443_000000322051_00323_23924_2134.N1 | 27-SEP-2006 10:24:43 | Bright | 31.500 | 162 | 34Alp Aqr | 2.9440 | 5350.0 | 63 | 23924 | No |
| 32 | GOM_NL__2PRFIN20060927_102838_000000302051_00323_23924_2135.N1 | 27-SEP-2006 10:28:38 | Bright | 30.000 | 90 | 54Alp Peg | 2.4870 | 11000. | 60 | 23924 | No |
| 33 | GOM_NL__2PRFIN20060927_103219_000000312051_00323_23924_2136.N1 | 27-SEP-2006 10:32:19 | Bright | 30.500 | 93 | 53Bet Peg | 2.5200 | 3100.0 | 61 | 23924 | No |
| 34 | GOM_NL__2PRFIN20060927_104222_000000302051_00323_23924_2137.N1 | 27-SEP-2006 10:42:22 | Bright | 29.500 | 89 | 5Alp Cep | 2.4510 | 8000.0 | 59 | 23924 | No |
| 35 | GOM_NL__2PRFIN20060927_104941_000000302051_00323_23924_2138.N1 | 27-SEP-2006 10:49:41 | Bright | 29.500 | 49 | 1Alp UMi | 1.9900 | 6300.0 | 59 | 23924 | No |
| 36 | GOM_NL__2PRFIN20060927_105128_000000322051_00323_23924_2139.N1 | 27-SEP-2006 10:51:28 | Bright | 31.500 | 60 | 7Bet UMi | 2.0810 | 3950.0 | 63 | 23924 | No |
| 37 | GOM_NL__2PRFIN20060927_105731_000000312051_00323_23924_2140.N1 | 27-SEP-2006 10:57:31 | Bright | 30.500 | 36 | 50Alp UMa | 1.8000 | 6300.0 | 61 | 23924 | No |
| 38 | GOM_NL__2PRFIN20060927_105900_000000292051_00323_23924_2141.N1 | 27-SEP-2006 10:59:00 | Bright | 29.000 | 82 | 48Bet UMa | 2.3650 | 10600. | 58 | 23924 | No |
| 39 | GOM_NL__2PRFIN20060927_110211_000000342051_00323_23924_2142.N1 | 27-SEP-2006 11:02:11 | Bright | 33.500 | 174 | 52Psi UMa | 3.0040 | 4400.0 | 67 | 23924 | No |
| 40 | GOM_NL__2PRFIN20060927_110850_000000292051_00323_23924_2143.N1 | 27-SEP-2006 11:08:50 | Bright | 28.500 | 166 | 17Eps Leo | 2.9800 | 6000.0 | 57 | 23924 | No |
| 41 | GOM_NL__2PRFIN20060927_111814_000000372051_00323_23924_2144.N1 | 27-SEP-2006 11:18:14 | Twilight | 36.500 | 48 | 30Alp Hya | 1.9770 | 4100.0 | 73 | 23924 | No |
| 42 | GOM_NL__2PRFIN20060927_112755_000000382051_00323_23924_2145.N1 | 27-SEP-2006 11:27:55 | Dark | 37.500 | 65 | Lam Vel | 2.2040 | 4400.0 | 75 | 23924 | No |

| | | | | | | | | | | | |
|-----|--|----------------------|------------|--------|-----|-----------|---------|--------|----|-------|----|
| 102 | GOM_NL__2PRFIN20060927_165828_000000372051_00327_23928_2153.N1 | 27-SEP-2006 16:58:28 | Straylight | 37.000 | 18 | 24Alp PsA | 1.1660 | 9700.0 | 74 | 23928 | No |
| 103 | GOM_NL__2PRFIN20060927_170708_000000332051_00327_23928_2154.N1 | 27-SEP-2006 17:07:08 | Bright | 33.000 | 162 | 34Alp Aqr | 2.9440 | 5350.0 | 66 | 23928 | No |
| 104 | GOM_NL__2PRFIN20060927_171102_000000312051_00327_23928_2155.N1 | 27-SEP-2006 17:11:02 | Bright | 31.000 | 90 | 54Alp Peg | 2.4870 | 11000. | 62 | 23928 | No |
| 105 | GOM_NL__2PRFIN20060927_171443_000000322051_00327_23928_2156.N1 | 27-SEP-2006 17:14:43 | Bright | 32.000 | 93 | 53Bet Peg | 2.5200 | 3100.0 | 64 | 23928 | No |
| 106 | GOM_NL__2PRFIN20060927_172446_000000312051_00327_23928_2157.N1 | 27-SEP-2006 17:24:46 | Bright | 30.500 | 89 | 5Alp Cep | 2.4510 | 8000.0 | 61 | 23928 | No |
| 107 | GOM_NL__2PRFIN20060927_173205_000000302051_00327_23928_2158.N1 | 27-SEP-2006 17:32:05 | Bright | 30.000 | 49 | 1Alp UMi | 1.9900 | 6300.0 | 60 | 23928 | No |
| 108 | GOM_NL__2PRFIN20060927_173353_000000312051_00327_23928_2159.N1 | 27-SEP-2006 17:33:53 | Bright | 31.000 | 60 | 7Bet UMi | 2.0810 | 3950.0 | 62 | 23928 | No |
| 109 | GOM_NL__2PRFIN20060927_173955_000000282051_00327_23928_2160.N1 | 27-SEP-2006 17:39:55 | Bright | 28.000 | 36 | 50Alp UMa | 1.8000 | 6300.0 | 56 | 23928 | No |
| 110 | GOM_NL__2PRFIN20060927_174125_000000282051_00327_23928_2161.N1 | 27-SEP-2006 17:41:25 | Bright | 27.500 | 82 | 48Bet UMa | 2.3650 | 10600. | 55 | 23928 | No |
| 111 | GOM_NL__2PRFIN20060927_174435_000000292051_00327_23928_2162.N1 | 27-SEP-2006 17:44:35 | Bright | 28.500 | 174 | 52Psi UMa | 3.0040 | 4400.0 | 57 | 23928 | No |
| 112 | GOM_NL__2PRFIN20060927_175114_000000282051_00327_23928_2163.N1 | 27-SEP-2006 17:51:14 | Bright | 28.000 | 166 | 17Eps Leo | 2.9800 | 6000.0 | 56 | 23928 | No |
| 113 | GOM_NL__2PRFIN20060927_180039_000000392051_00327_23928_2164.N1 | 27-SEP-2006 18:00:39 | Twilight | 39.000 | 48 | 30Alp Hya | 1.9770 | 4100.0 | 78 | 23928 | No |
| 114 | GOM_NL__2PRFIN20060927_181020_000000382051_00327_23928_2165.N1 | 27-SEP-2006 18:10:20 | Dark | 38.000 | 65 | Lam Vel | 2.2040 | 4400.0 | 76 | 23928 | No |
| 115 | GOM_NL__2PRFIN20060927_181338_000000322051_00327_23928_2166.N1 | 27-SEP-2006 18:13:38 | Dark | 31.500 | 46 | Del Vel | 1.9540 | 10600. | 63 | 23928 | No |
| 116 | GOM_NL__2PRFIN20060927_181513_000000442051_00327_23928_2167.N1 | 27-SEP-2006 18:15:13 | Dark | 44.000 | 41 | Eps Car | 1.8600 | 4100.0 | 88 | 23928 | No |
| 117 | GOM_NL__2PRFIN20060927_182724_000000342051_00328_23929_2150.N1 | 27-SEP-2006 18:27:24 | Dark | 33.500 | 143 | Alp Hyi | 2.8570 | 7200.0 | 67 | 23929 | No |
| 118 | GOM_NL__2PRFIN20060927_182852_000000462051_00328_23929_2151.N1 | 27-SEP-2006 18:28:52 | Dark | 45.500 | 9 | Alp Eri | 0.45300 | 24000. | 91 | 23929 | No |
| 119 | GOM_NL__2PRFIN20060927_183419_000000372051_00328_23929_2152.N1 | 27-SEP-2006 18:34:19 | Straylight | 36.500 | 84 | Alp Phe | 2.3970 | 4500.0 | 73 | 23929 | No |
| 120 | GOM_NL__2PRFIN20060927_183904_000000392051_00328_23929_2153.N1 | 27-SEP-2006 18:39:04 | Straylight | 39.000 | 18 | 24Alp PsA | 1.1660 | 9700.0 | 78 | 23929 | No |
| 121 | GOM_NL__2PRFIN20060927_184744_000000322051_00328_23929_2154.N1 | 27-SEP-2006 18:47:44 | Bright | 31.500 | 162 | 34Alp Aqr | 2.9440 | 5350.0 | 63 | 23929 | No |
| 122 | GOM_NL__2PRFIN20060927_185138_000000312051_00328_23929_2155.N1 | 27-SEP-2006 18:51:38 | Bright | 31.000 | 90 | 54Alp Peg | 2.4870 | 11000. | 62 | 23929 | No |
| 123 | GOM_NL__2PRFIN20060927_185519_000000302051_00328_23929_2156.N1 | 27-SEP-2006 18:55:19 | Bright | 30.000 | 93 | 53Bet Peg | 2.5200 | 3100.0 | 60 | 23929 | No |
| 124 | GOM_NL__2PRFIN20060927_190522_000000302051_00328_23929_2157.N1 | 27-SEP-2006 19:05:22 | Bright | 30.000 | 89 | 5Alp Cep | 2.4510 | 8000.0 | 60 | 23929 | No |
| 125 | GOM_NL__2PRFIN20060927_191241_000000302051_00328_23929_2158.N1 | 27-SEP-2006 19:12:41 | Bright | 30.000 | 49 | 1Alp UMi | 1.9900 | 6300.0 | 60 | 23929 | No |
| 126 | GOM_NL__2PRFIN20060927_191429_000000322051_00328_23929_2159.N1 | 27-SEP-2006 19:14:29 | Bright | 31.500 | 60 | 7Bet UMi | 2.0810 | 3950.0 | 63 | 23929 | No |
| 127 | GOM_NL__2PRFIN20060927_192031_000000292051_00328_23929_2160.N1 | 27-SEP-2006 19:20:31 | Bright | 28.500 | 36 | 50Alp UMa | 1.8000 | 6300.0 | 57 | 23929 | No |
| 128 | GOM_NL__2PRFIN20060927_192200_000000302051_00328_23929_2161.N1 | 27-SEP-2006 19:22:00 | Bright | 30.000 | 82 | 48Bet UMa | 2.3650 | 10600. | 60 | 23929 | No |
| 129 | GOM_NL__2PRFIN20060927_192512_000000282051_00328_23929_2162.N1 | 27-SEP-2006 19:25:12 | Bright | 27.500 | 174 | 52Psi UMa | 3.0040 | 4400.0 | 55 | 23929 | No |
| 130 | GOM_NL__2PRFIN20060927_193150_000000292051_00328_23929_2163.N1 | 27-SEP-2006 19:31:50 | Bright | 29.000 | 166 | 17Eps Leo | 2.9800 | 6000.0 | 58 | 23929 | No |
| 131 | GOM_NL__2PRFIN20060927_194115_000000392051_00328_23929_2164.N1 | 27-SEP-2006 19:41:15 | Twilight | 39.000 | 48 | 30Alp Hya | 1.9770 | 4100.0 | 78 | 23929 | No |
| 132 | GOM_NL__2PRFIN20060927_195056_000000382051_00328_23929_2165.N1 | 27-SEP-2006 19:50:56 | Dark | 38.000 | 65 | Lam Vel | 2.2040 | 4400.0 | 76 | 23929 | No |
| 133 | GOM_NL__2PRFIN20060927_195414_000000352051_00328_23929_2166.N1 | 27-SEP-2006 19:54:14 | Dark | 35.000 | 46 | Del Vel | 1.9540 | 10600. | 70 | 23929 | No |
| 134 | GOM_NL__2PRFIN20060927_195549_000000342051_00328_23929_2167.N1 | 27-SEP-2006 19:55:49 | Dark | 34.000 | 41 | Eps Car | 1.8600 | 4100.0 | 68 | 23929 | No |
| 135 | GOM_NL__2PRFIN20060927_200800_000000322051_00329_23930_2150.N1 | 27-SEP-2006 20:08:00 | Dark | 32.000 | 143 | Alp Hyi | 2.8570 | 7200.0 | 64 | 23930 | No |
| 136 | GOM_NL__2PRFIN20060927_200928_000000442051_00329_23930_2151.N1 | 27-SEP-2006 20:09:28 | Dark | 44.000 | 9 | Alp Eri | 0.45300 | 24000. | 88 | 23930 | No |

3. Quality information per product

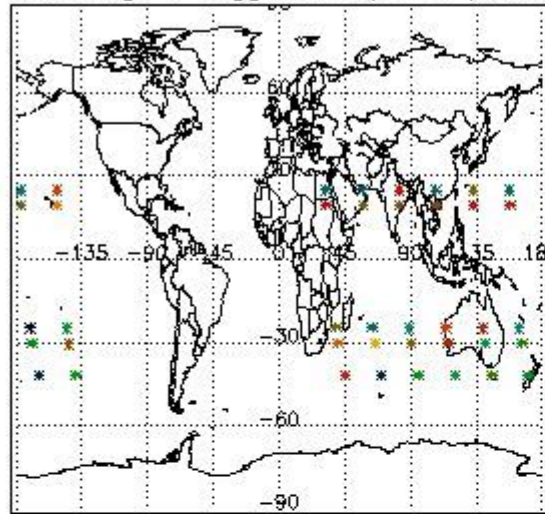
In this section it is plotted some information contained in the Quality Summary data set of the level 2 products. Only products in dark limb conditions and without errors (error flag in the MPH set to "0") are used.

3.1 Plot quality information per product (time dependant)

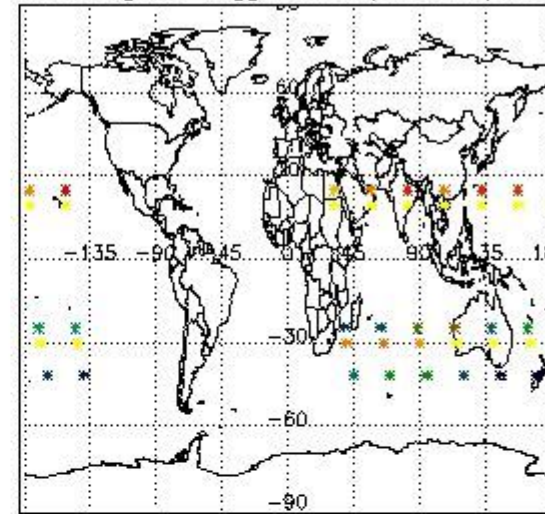


3.2 Plot quality information per product (world map)


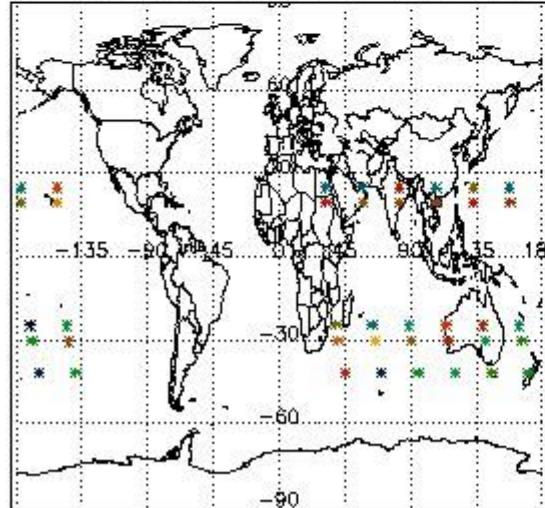
Percentage of flagged data per O3 profile



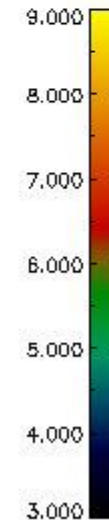
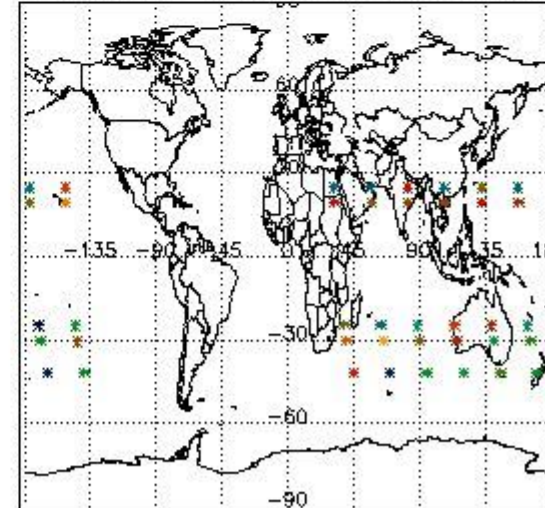
Percentage of flagged data per H2O profile



Percentage of flagged data per NO2 profile



Percentage of flagged data per NO3 profile

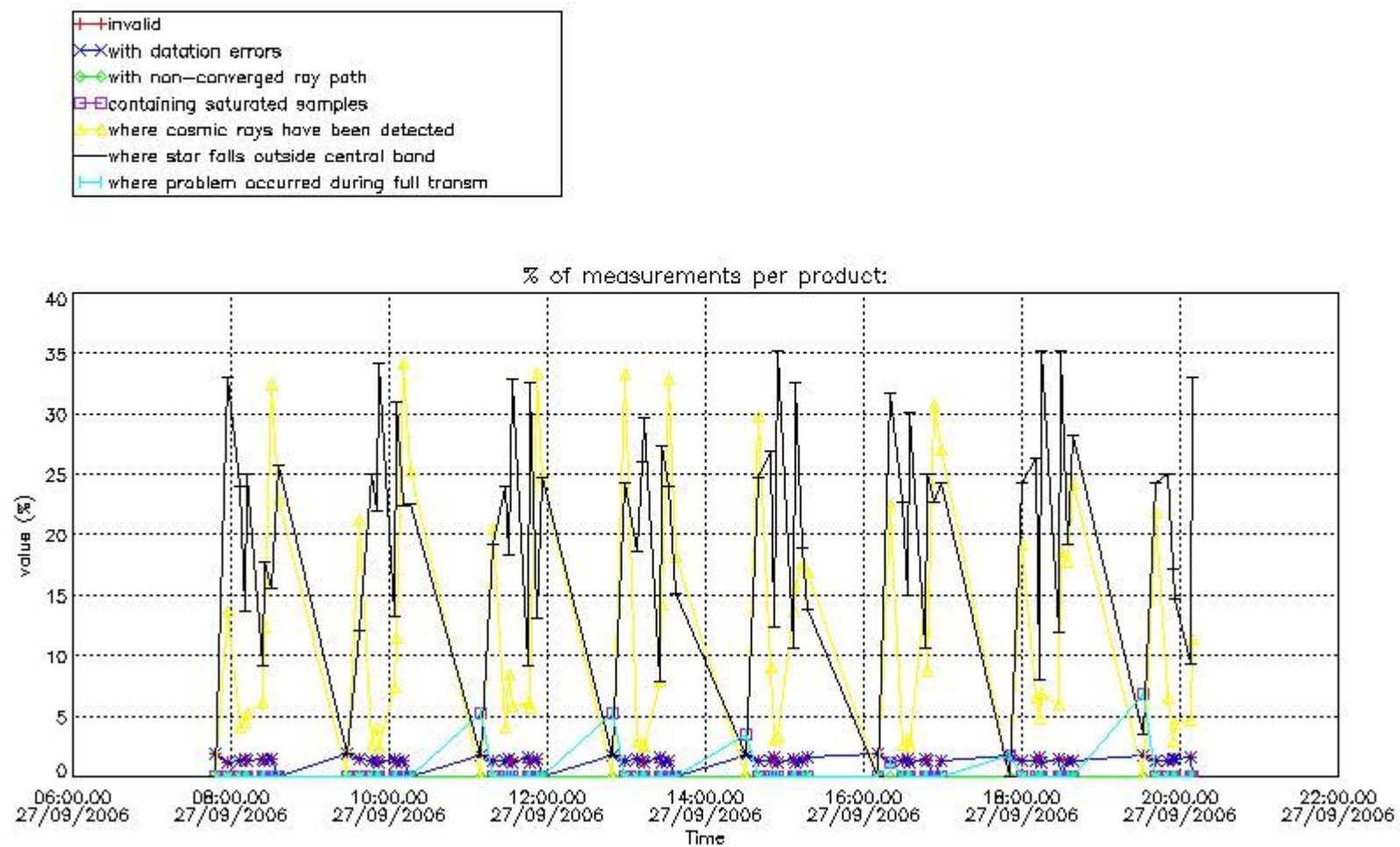


4. Level 1 quality information per product

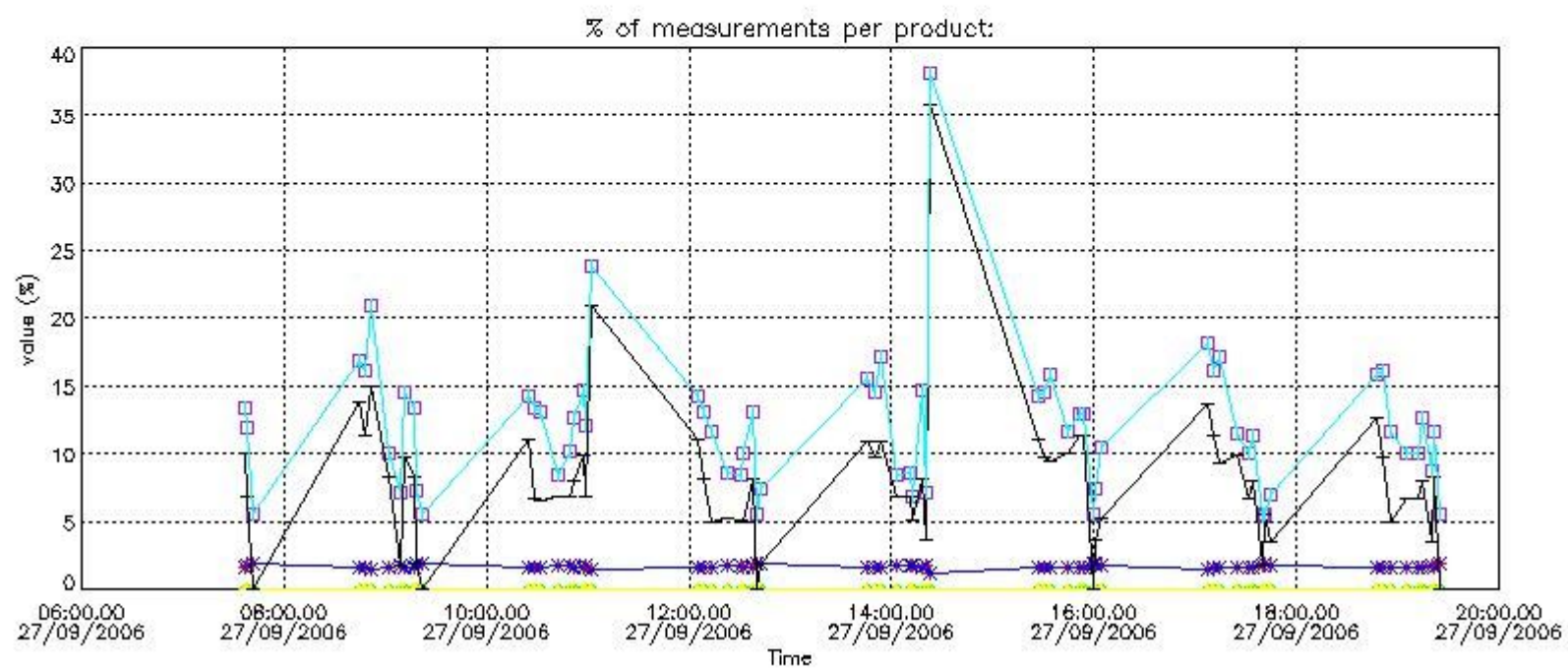
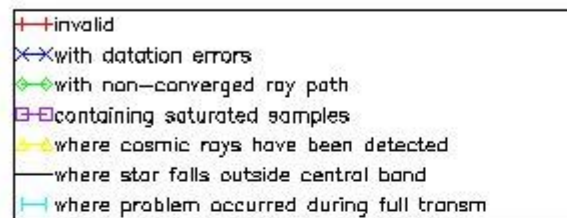
In this section it is plotted some information contained in the Quality Summary data set of the level 2 products that comes from the level 1b processing. Products without errors (error flag in the MPH set to "0") are used.

4.1 Plot quality information per product (time dependant) coming from level 1b processing

4.1.1 Plot level 1 quality information per product (time dependant): ENVISAT ASCENDING passes

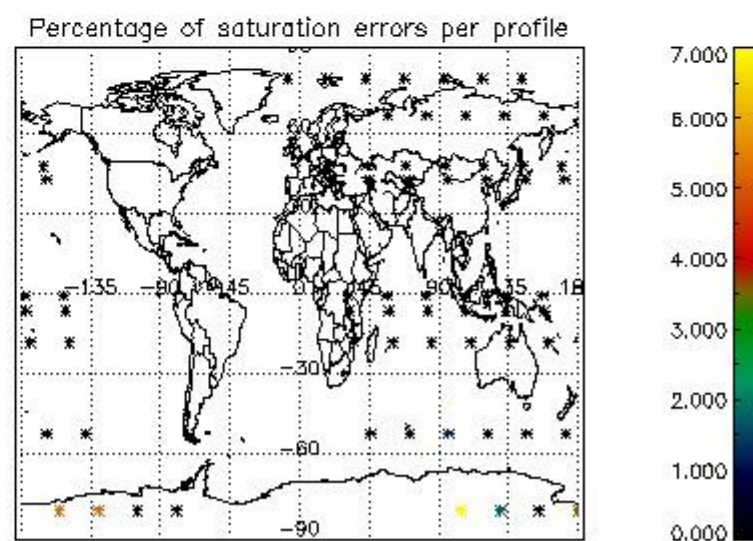
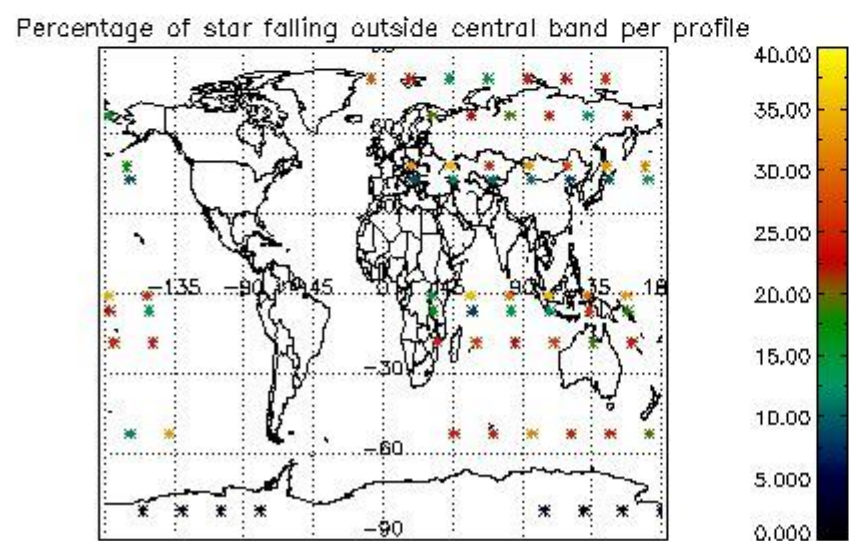
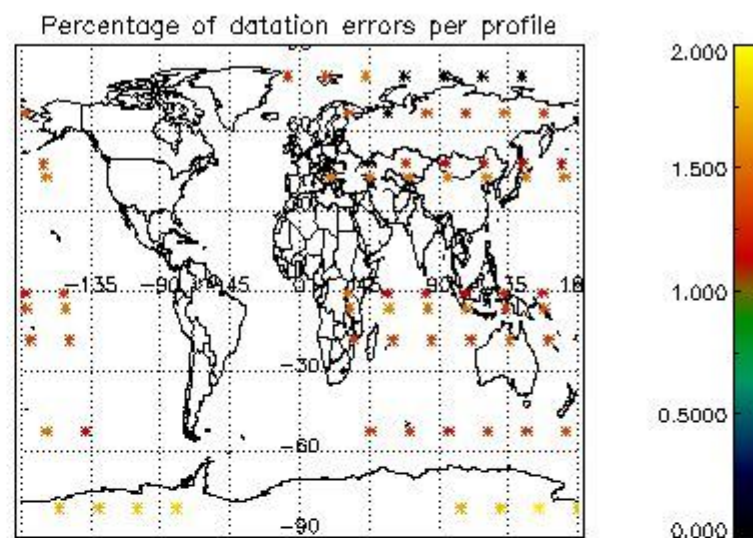
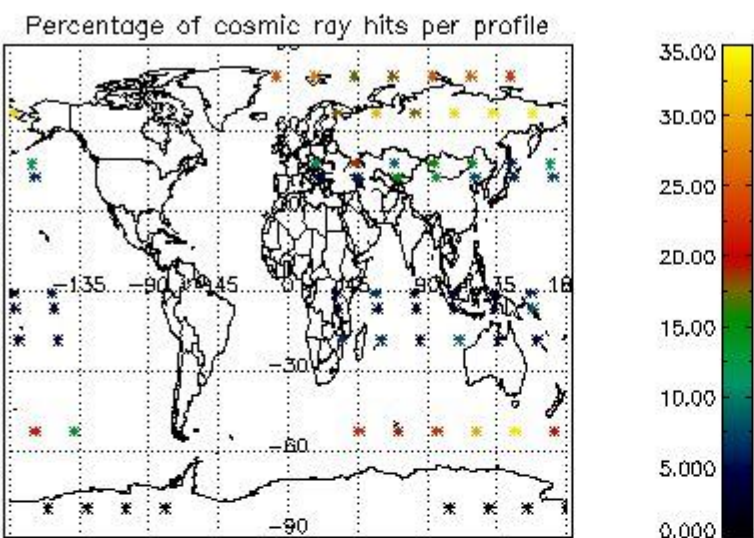


4.1.2 Plot level 1 quality information per product (time dependant): ENVI SAT DESCENDING passes

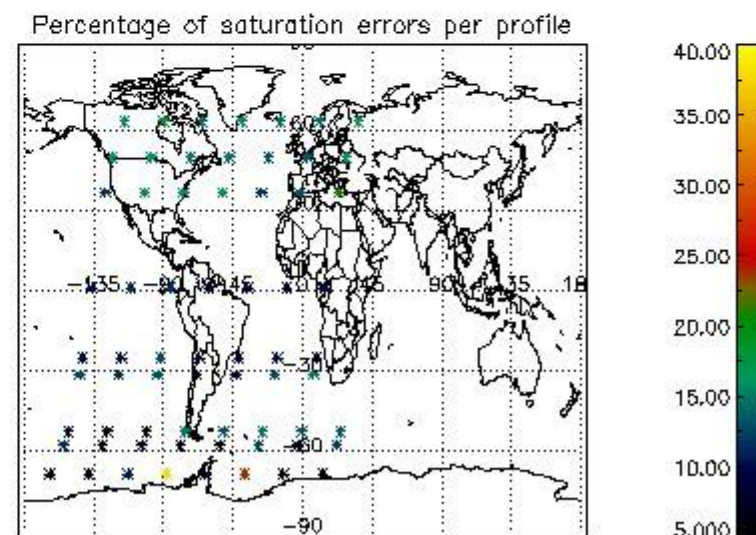
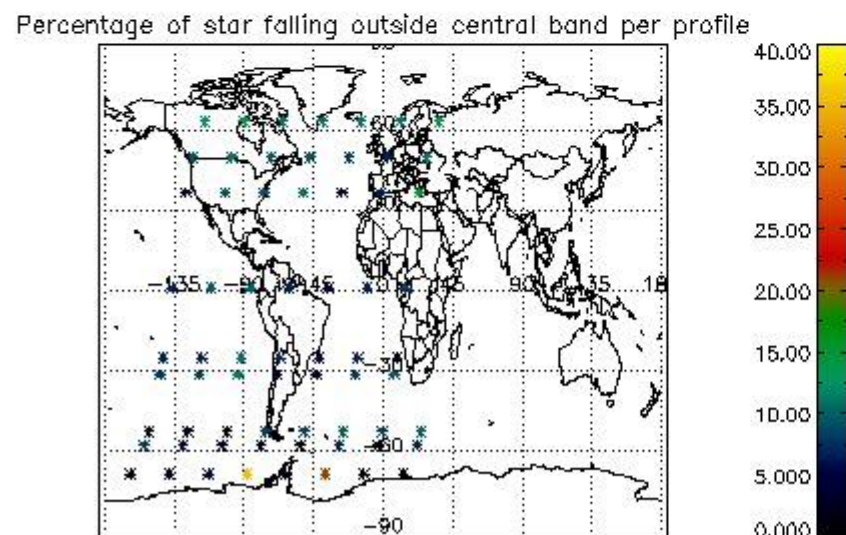
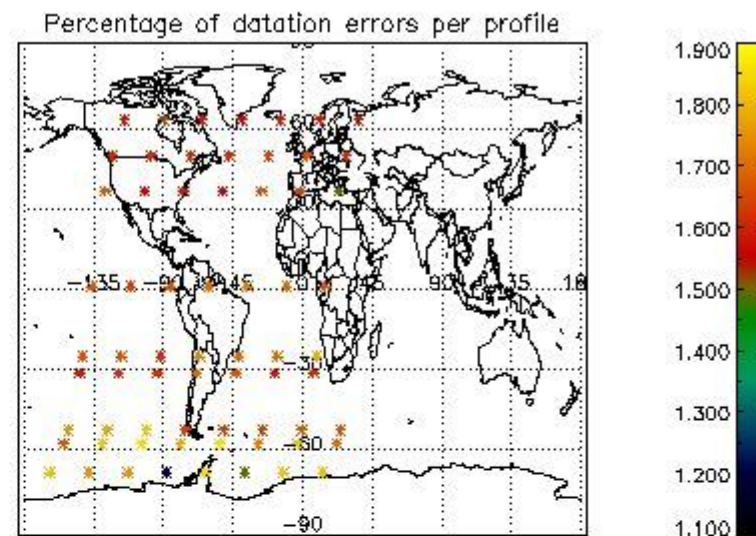
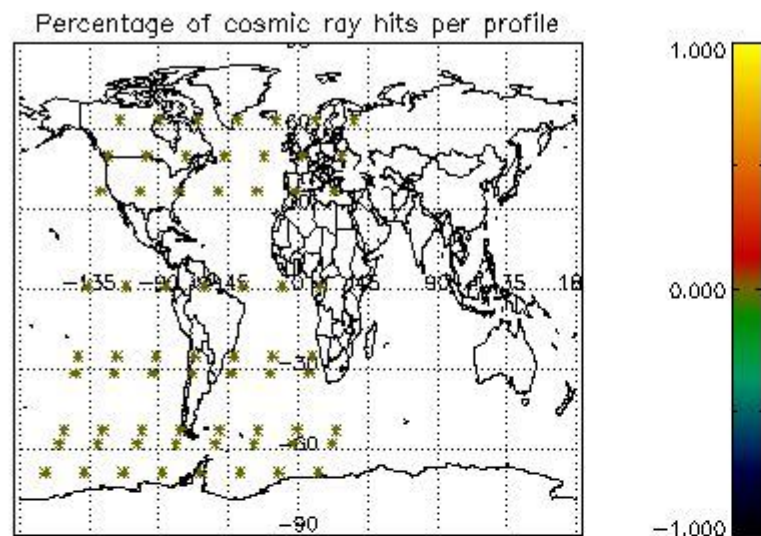


4.2 Plot quality information per product coming from level 1b processing (world map)

4.2.1 Plot level 1 quality information per product (world map): ENVISAT ASCENDING passes



4.2.2 Plot level 1 quality information per product (world map): ENVISAT DESCENDING passes



5. Trace gas profiles

5.1 Ozone statistics based on quality of products

The final quality of the products can be "measured" using the STD (Standard Deviation) attached to every point profile. This information is written to the parameter GOM_NL__2P/NL_LOCAL_SPECIES_DENSITY/o3_std of the level 2 products. The table below shows the statistics for given STD ranges.

The statistics are given with respect to the overall valid production:

- Products without fatal errors: GOM_NL__2P/MPH/PRODUCT_ERR=0
- Valid point profile: GOM_NL__2P/NL_LOCAL_SPECIES_DENSITY/pcd(0)=0

The 'Criteria' is applied to valid points of dark limb products:

- Products in dark limb illumination condition: GOM_NL__2P/NL_SUMMARY_QUALITY/obs_ill_cond=0
- Products without fatal errors: GOM_NL__2P/MPH/PRODUCT_ERR=0
- Valid point profile: GOM_NL__2P/NL_LOCAL_SPECIES_DENSITY/pcd(0)=0

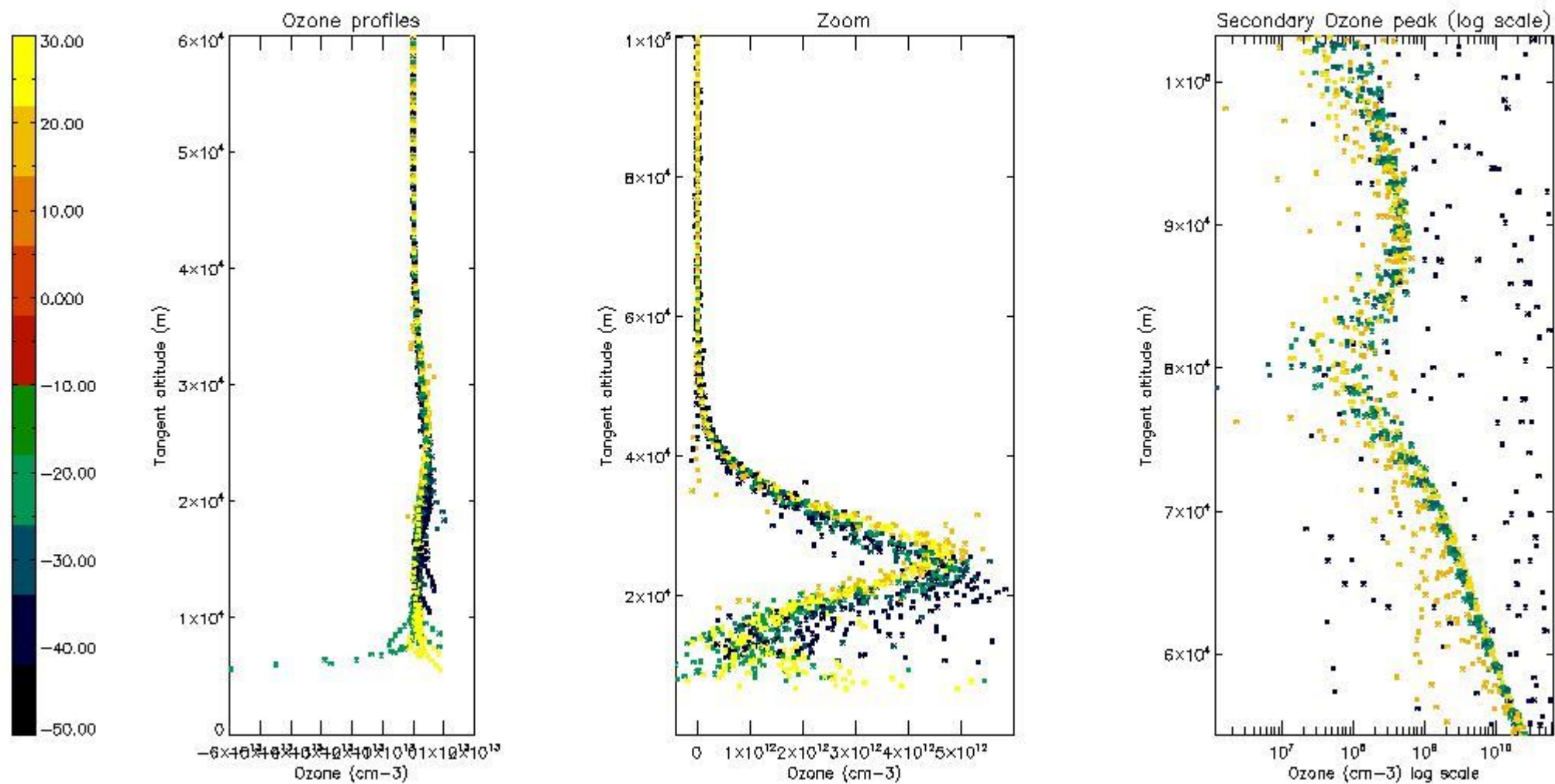
So, the table below shows the percentage of dark limb and valid observations for each criteria with respect to the overall valid daily observations.

| Criteria | % of total production |
|----------|-----------------------|
| All STD | 34 |
| STD < 20 | 18 |

| | |
|----------|----|
| STD < 10 | 14 |
| STD < 5 | 7 |

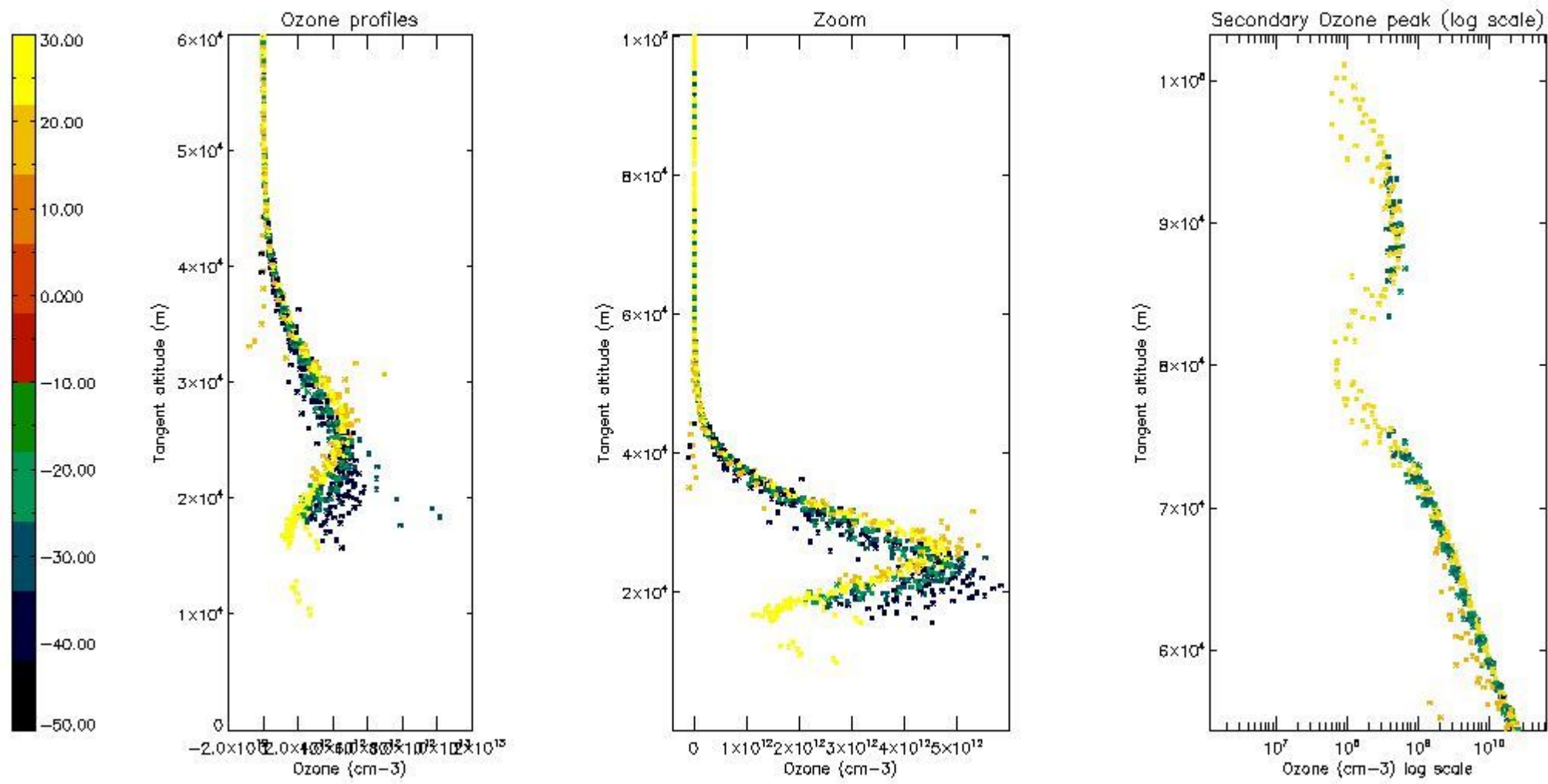
5.2 Plot ozone profiles for all STD (dark without errors)

The colorbar represents the latitude.



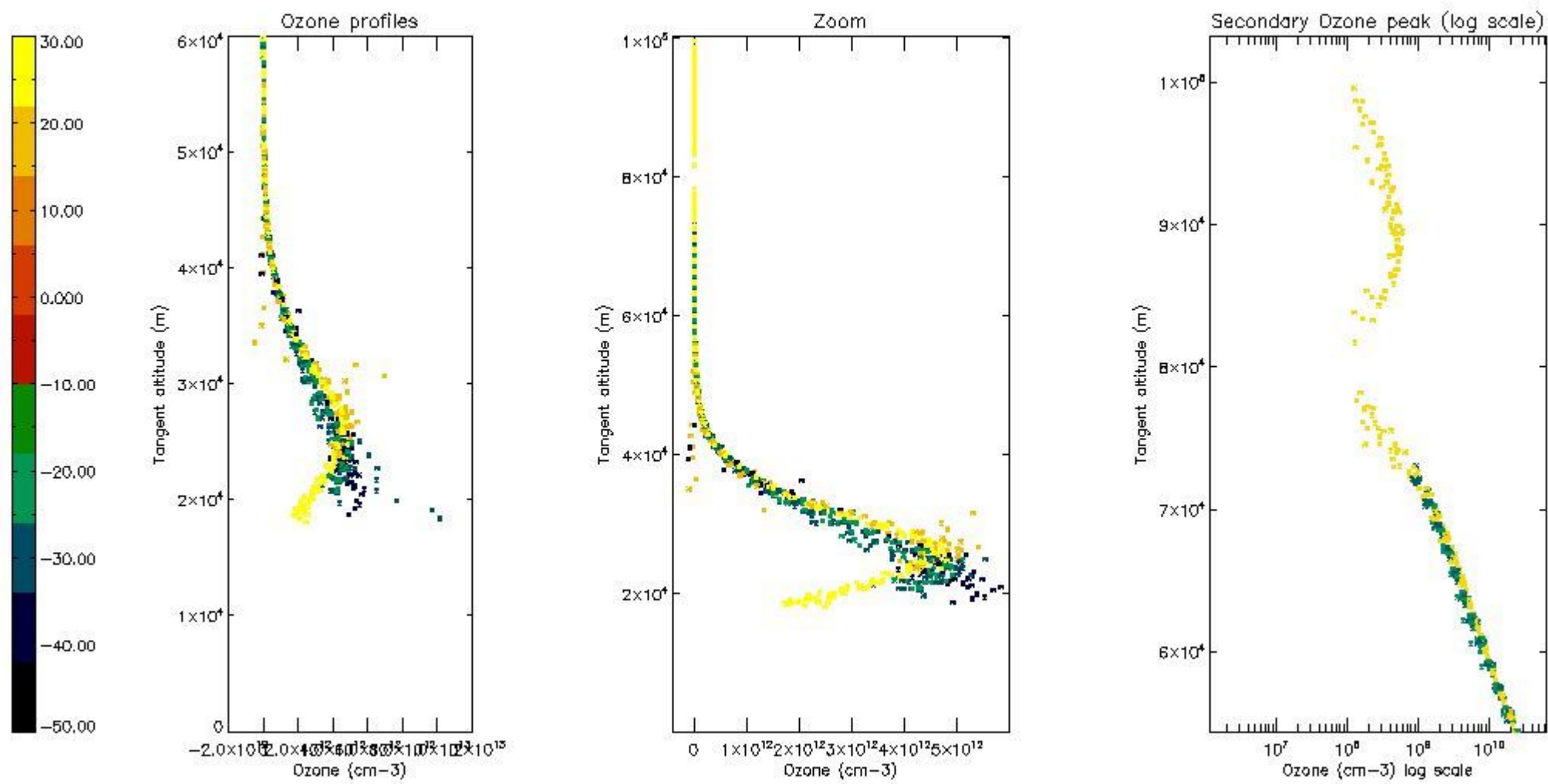
5.3 Plot ozone profiles where STD < 20% (dark without errors)

The colorbar represents the latitude.



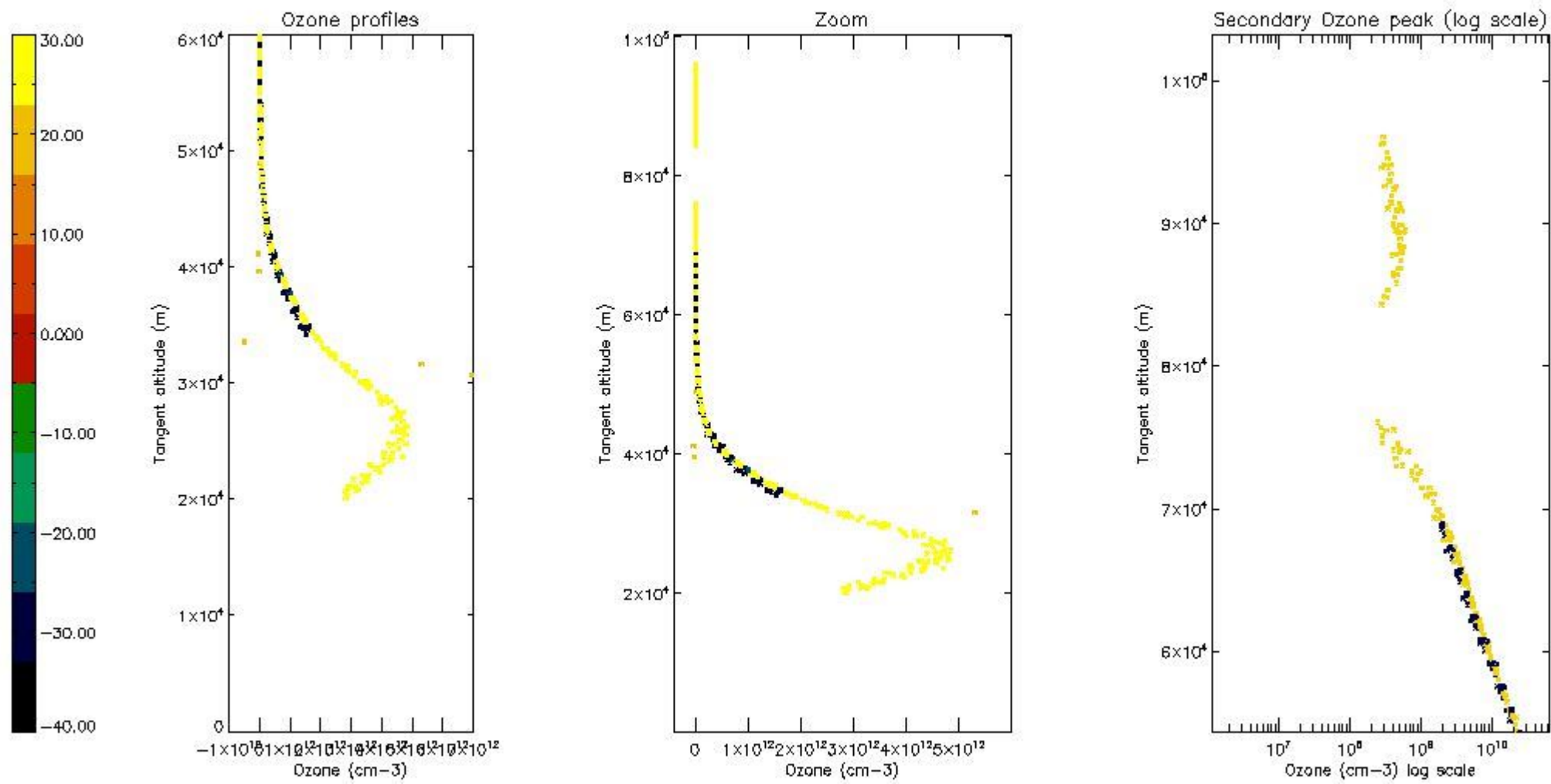
5.4 Plot ozone profiles where STD < 10% (dark without errors)

The colorbar represents the latitude.



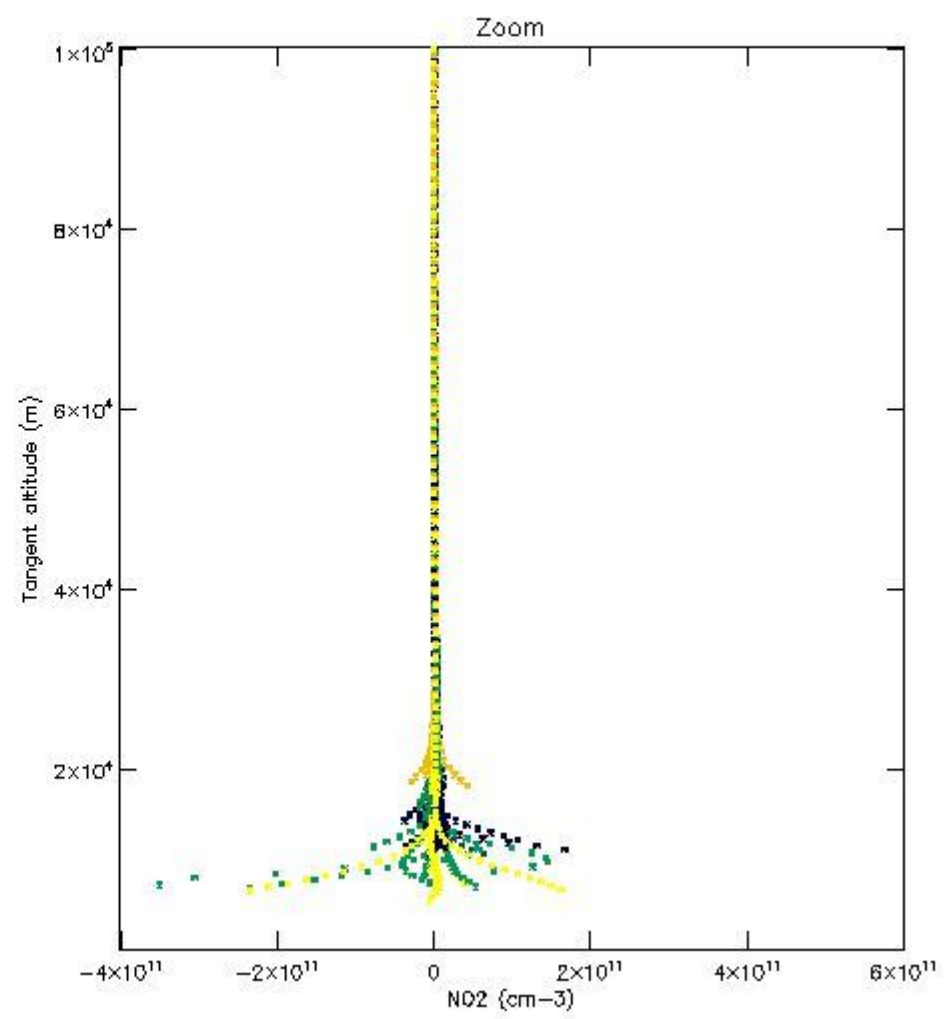
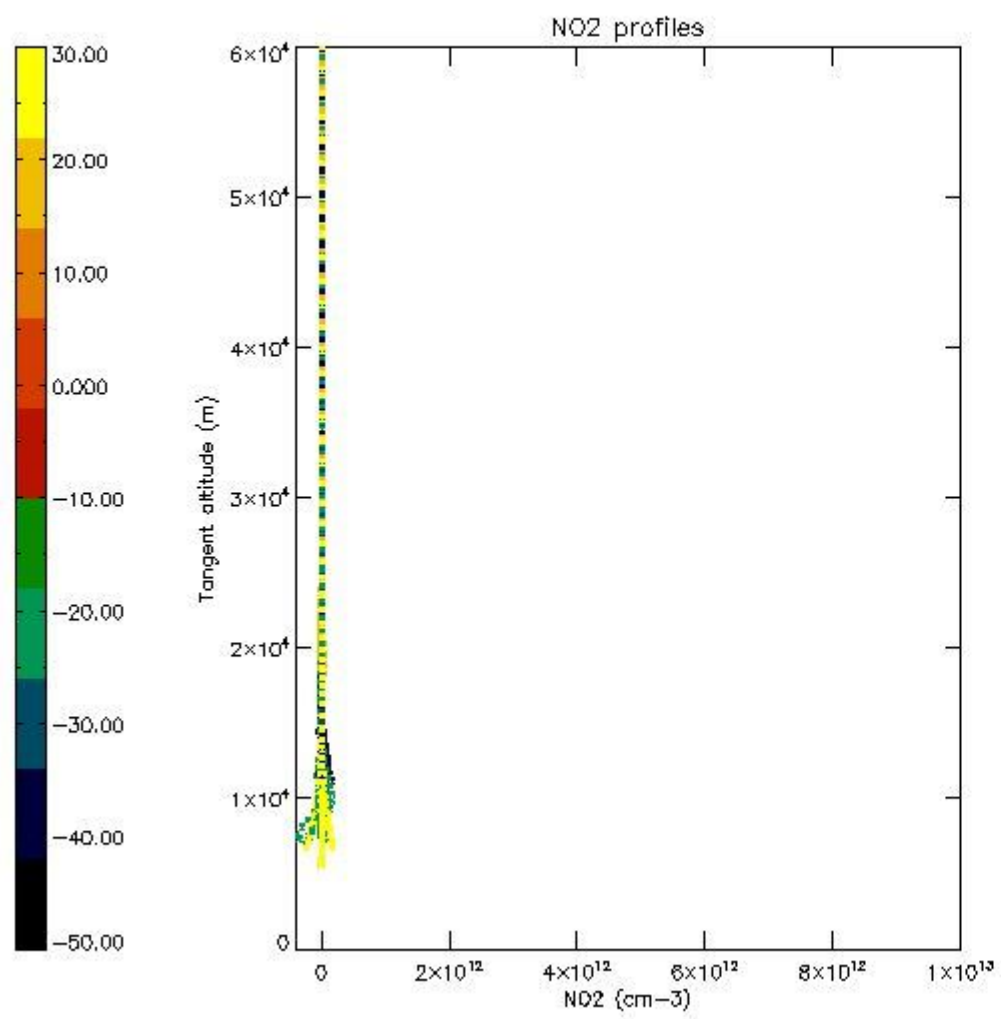
5.5 Plot ozone profiles where STD < 5% (dark without errors)

The colorbar represents the latitude.



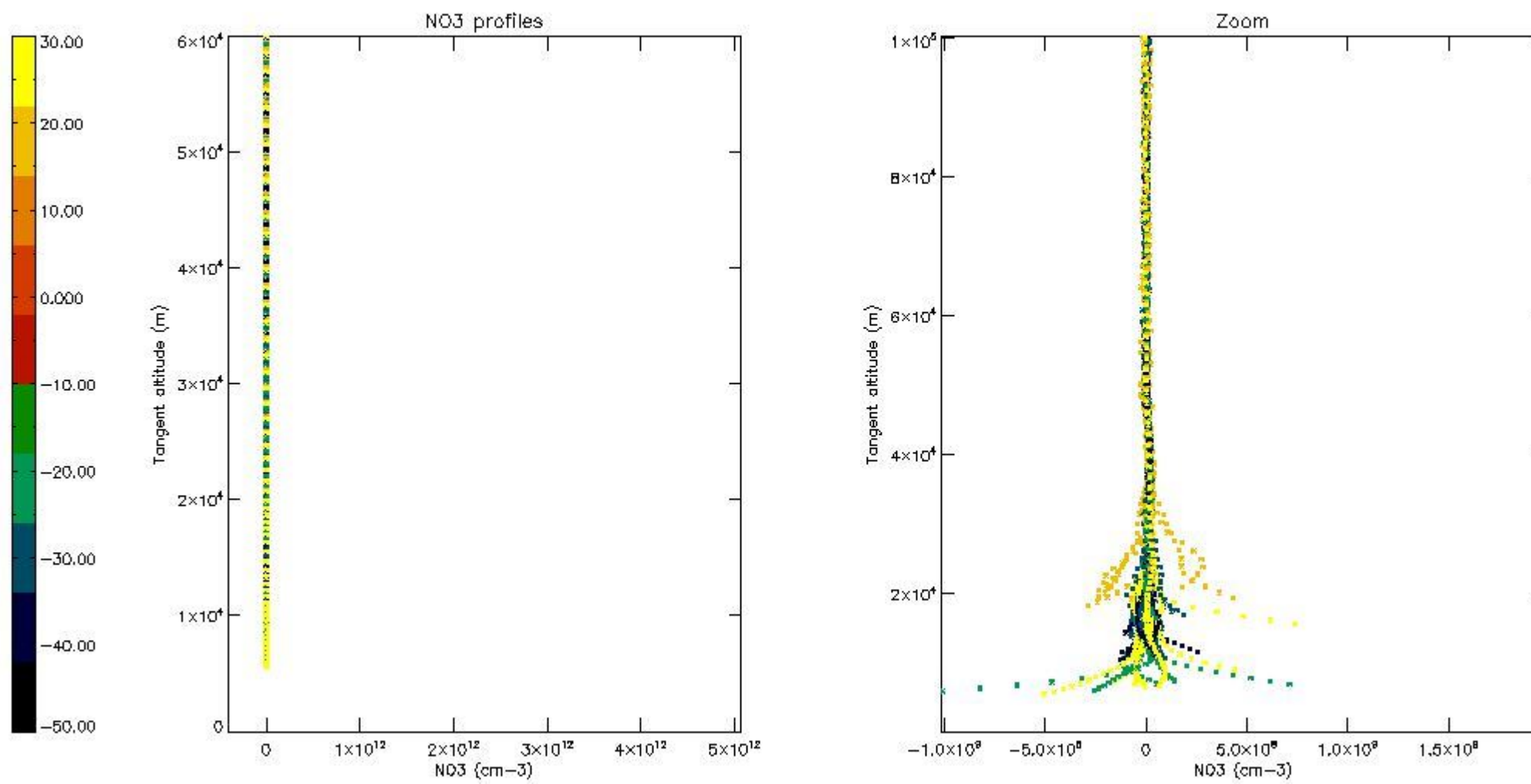
5.6 Plot NO₂ profiles for all STD (dark without errors)

The colorbar represents the latitude.



5.7 Plot NO3 profiles for all STD (dark without errors)

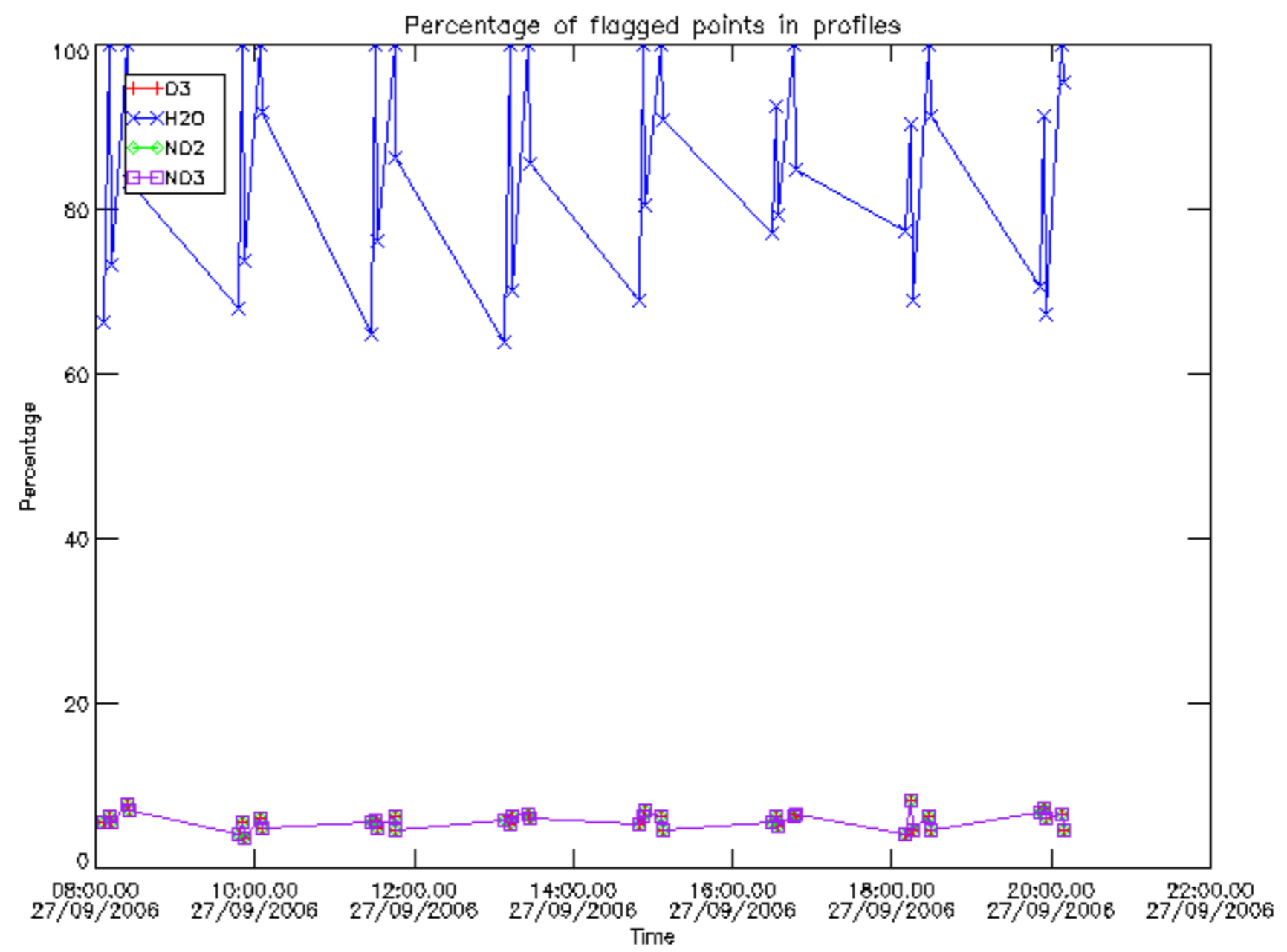
The colorbar represents the latitude.



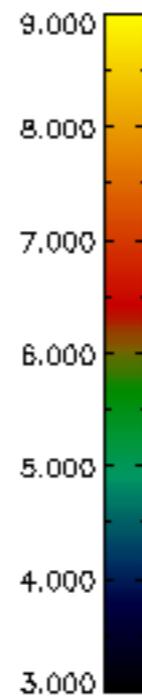
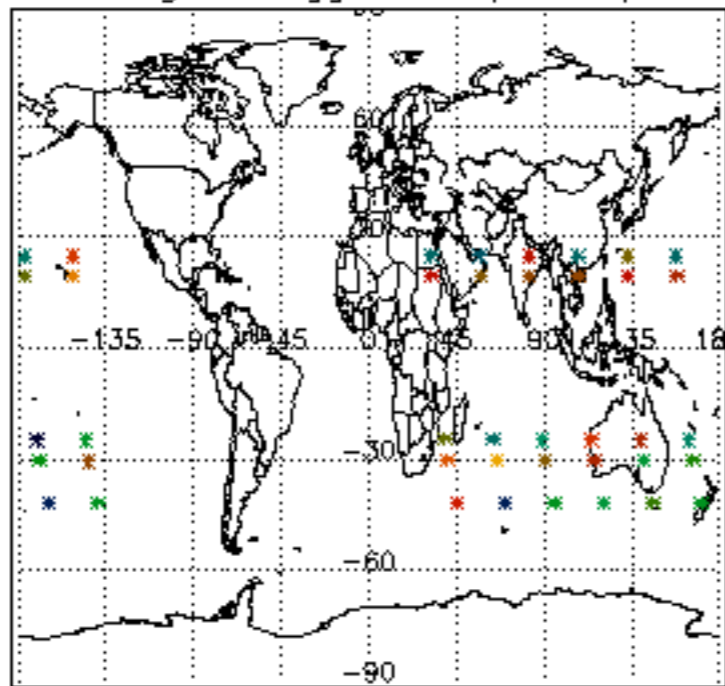
6. Auxiliary Data Files used for the production reported in section 2

The number reported in the third column indicates since which file (see list in section 2) the corresponding auxiliary file has been used. The fourth column is the date of those product files.

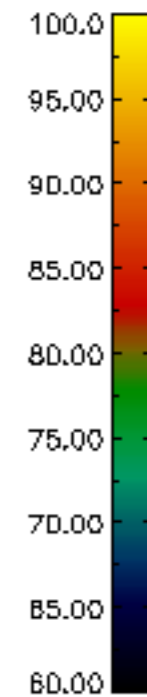
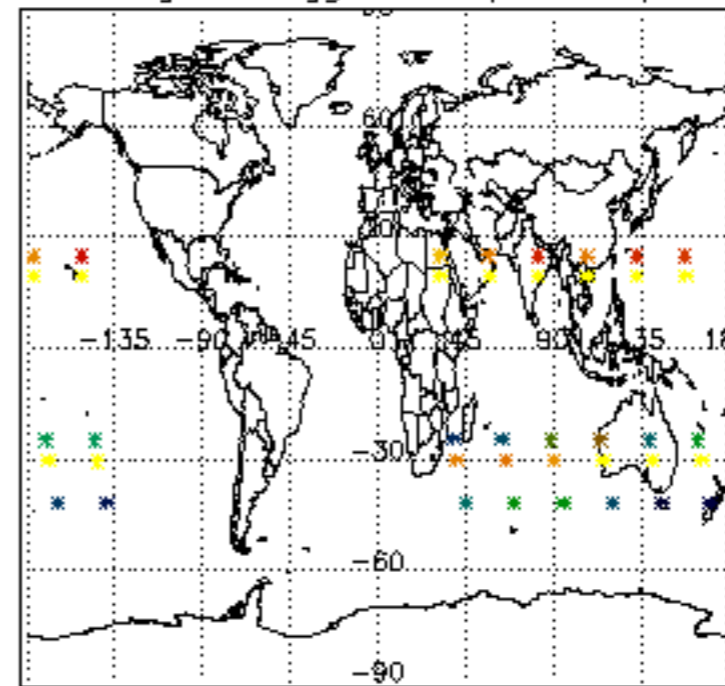
| Type | Auxiliary Filename | Used since product | Used since product date |
|---------------------------|---|--------------------|-------------------------|
| INST_PHYS_CHARACTERISTICS | GOM_INS_AXVIEC20091111_143220_20030716_120000_20500101_000000 | 1 | 27-SEP-2006 07:36:19 |
| LEVEL-2_PROC_CONFIG | GOM_PR2_AXVIEC20091111_152718_20020301_000000_20500101_000000 | 1 | 27-SEP-2006 07:36:19 |
| CROSS_SECTIONS_FILE | GOM_CRS_AXVIEC20091111_154832_20020301_000000_20500101_000000 | 1 | 27-SEP-2006 07:36:19 |



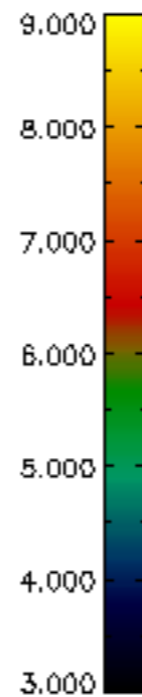
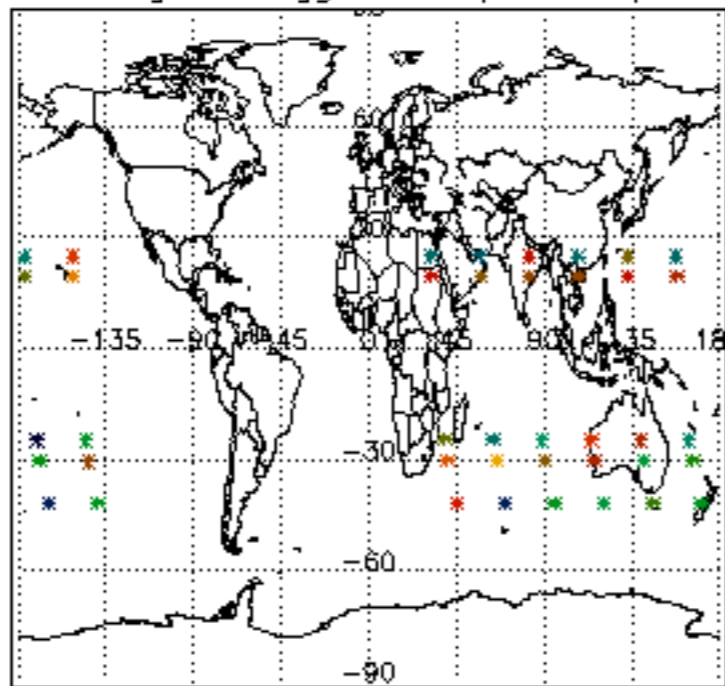
Percentage of flagged data per D3 profile



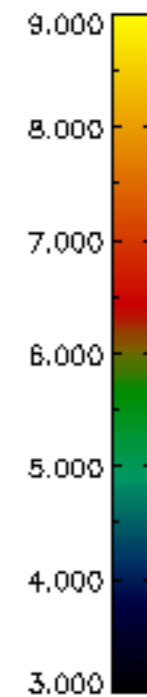
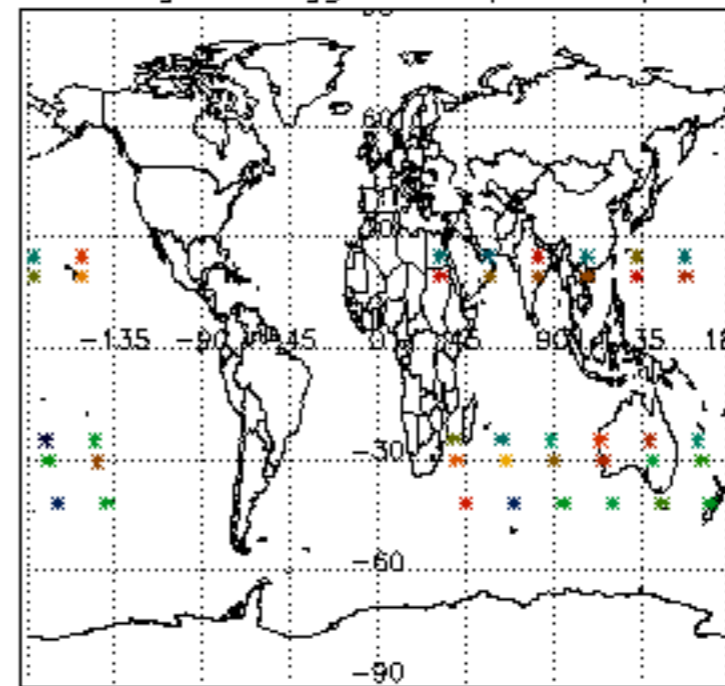
Percentage of flagged data per H2O profile

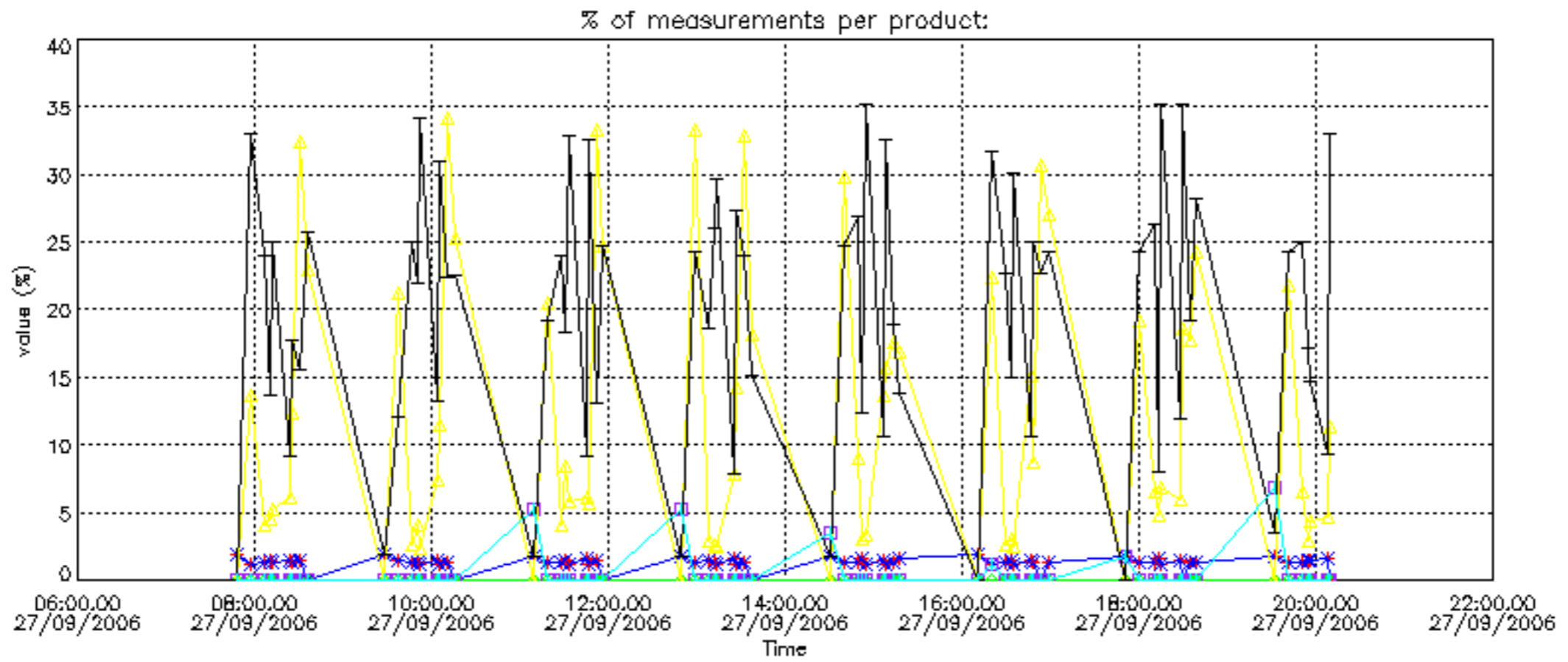


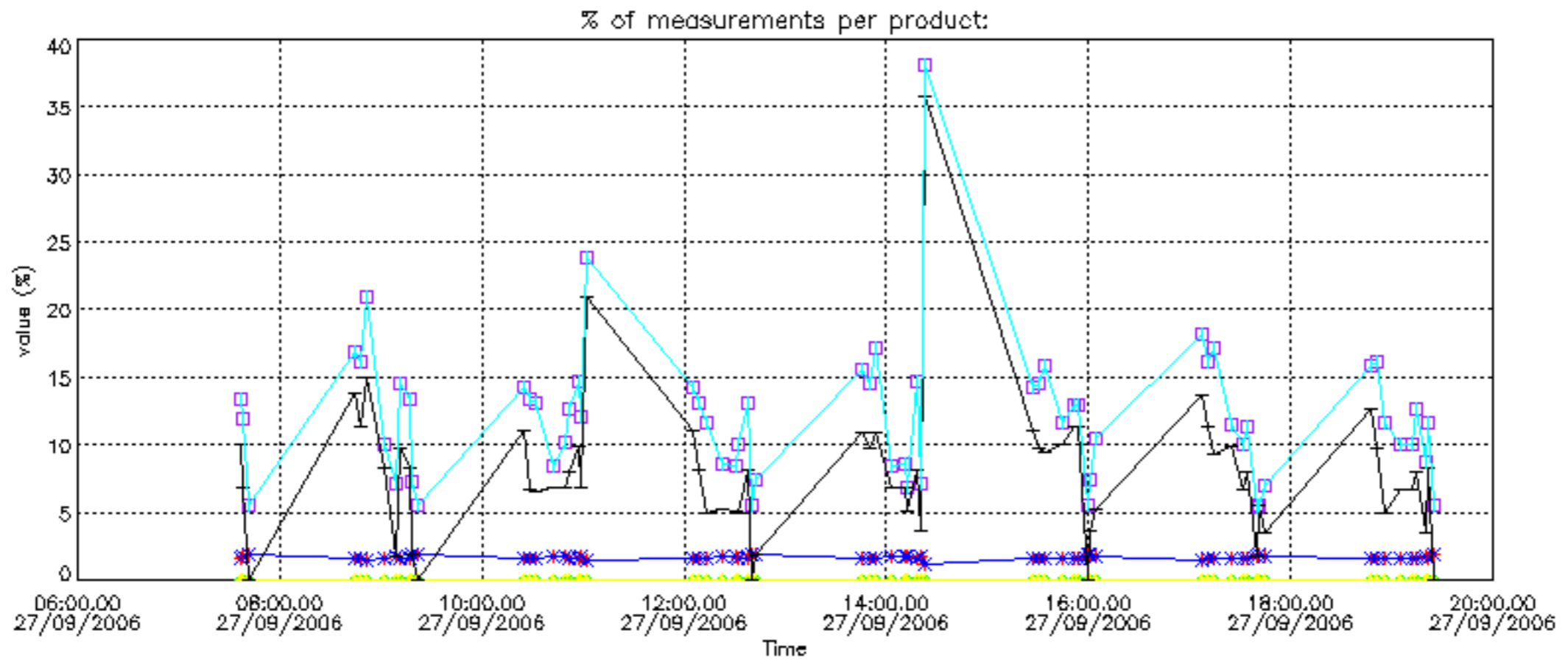
Percentage of flagged data per NO2 profile



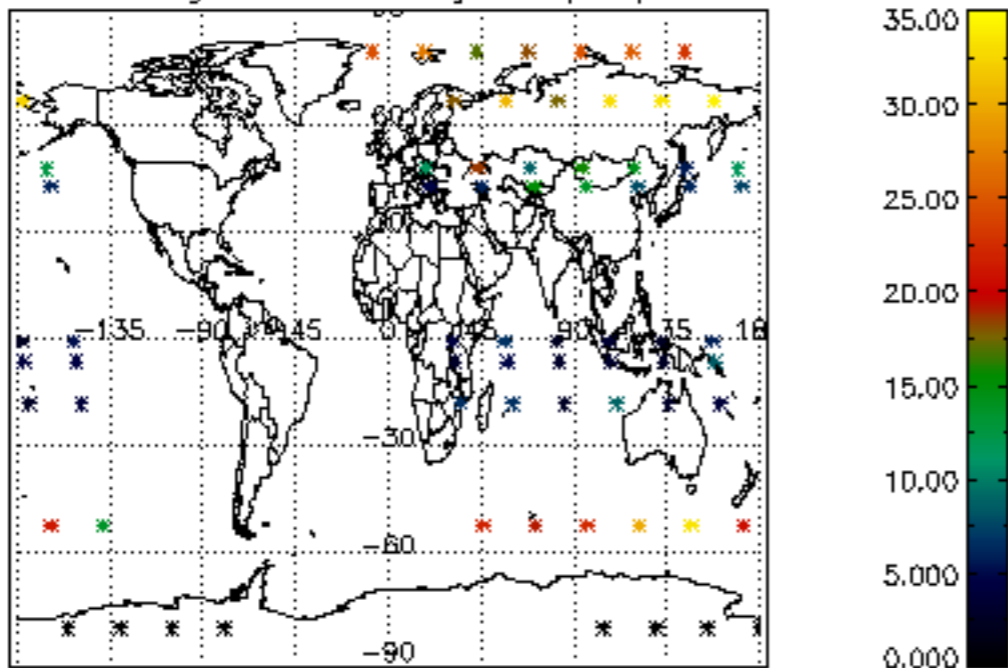
Percentage of flagged data per NO3 profile



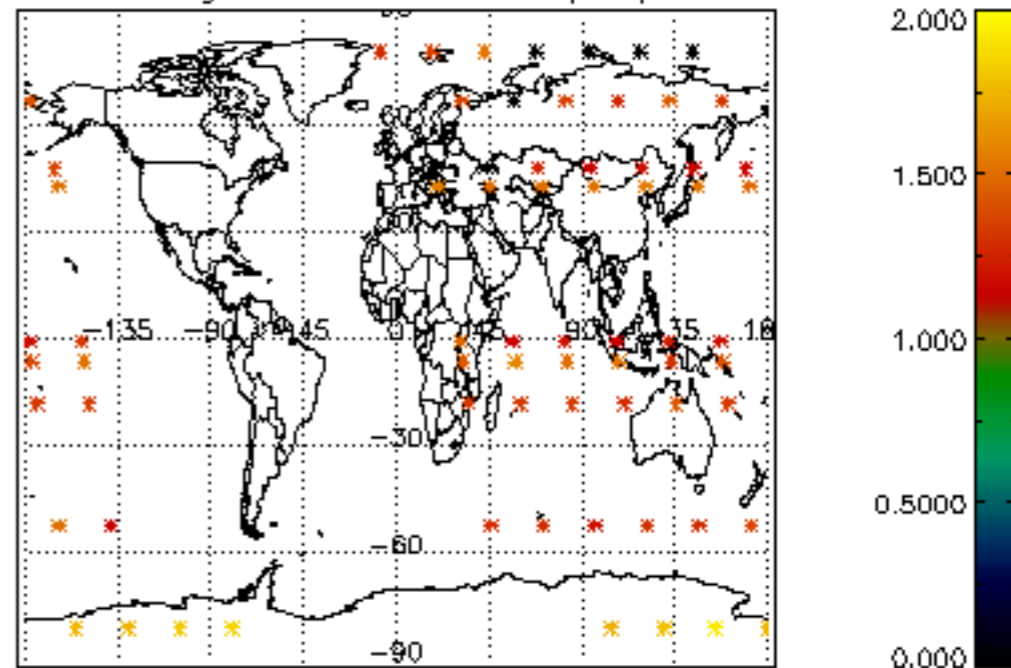




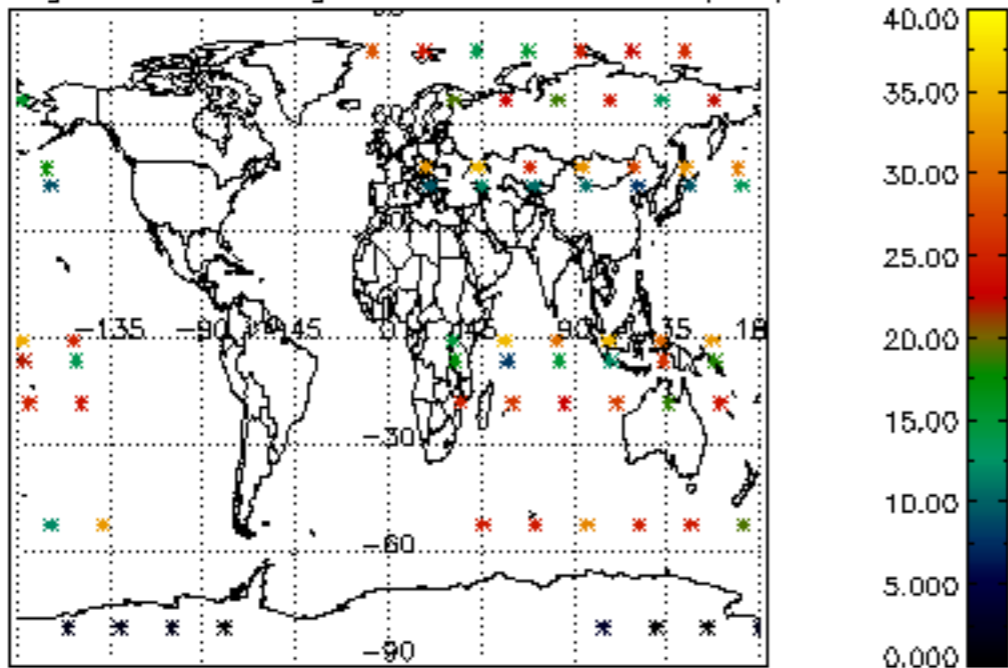
Percentage of cosmic ray hits per profile



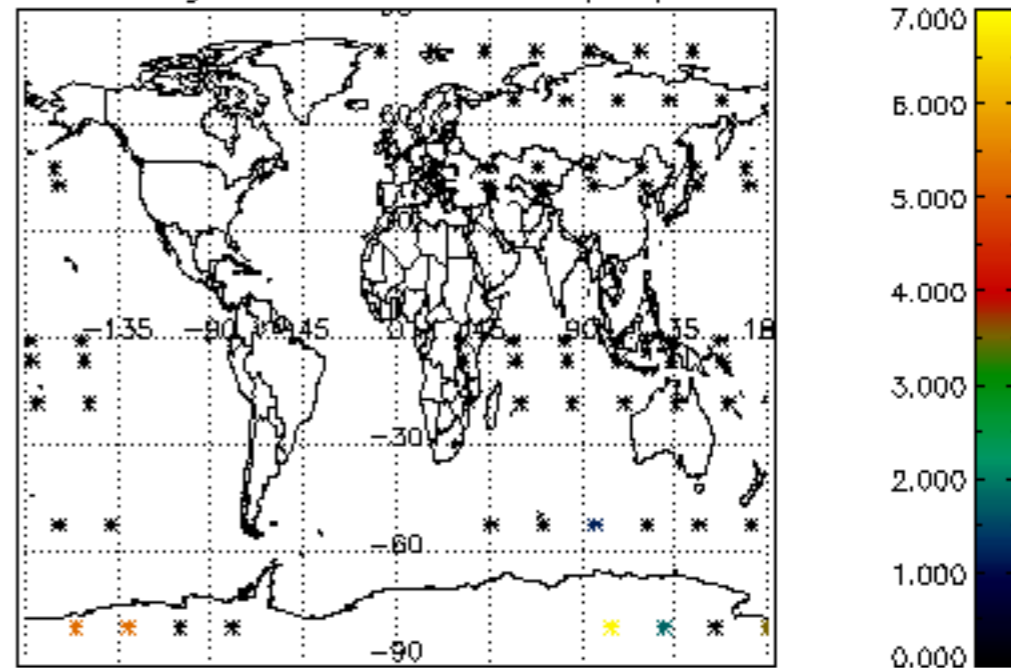
Percentage of datation errors per profile



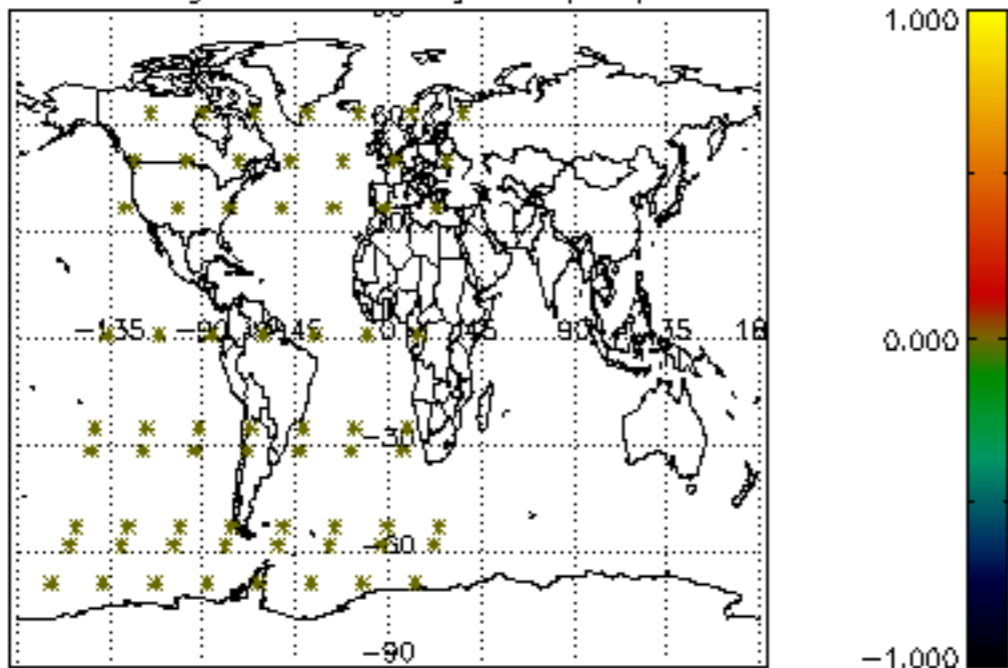
Percentage of star falling outside central band per profile



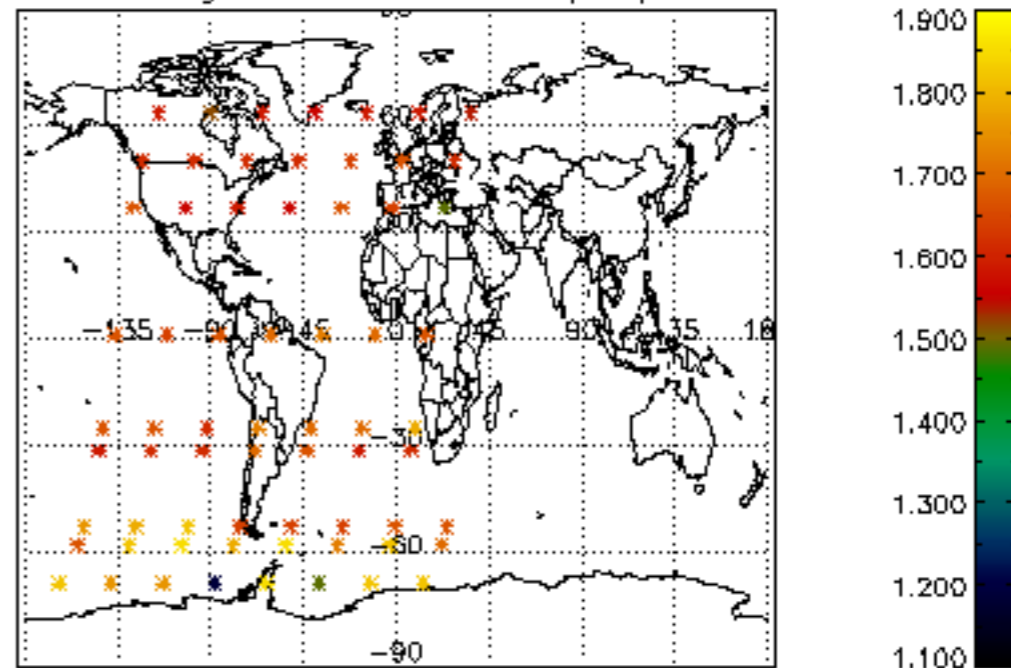
Percentage of saturation errors per profile



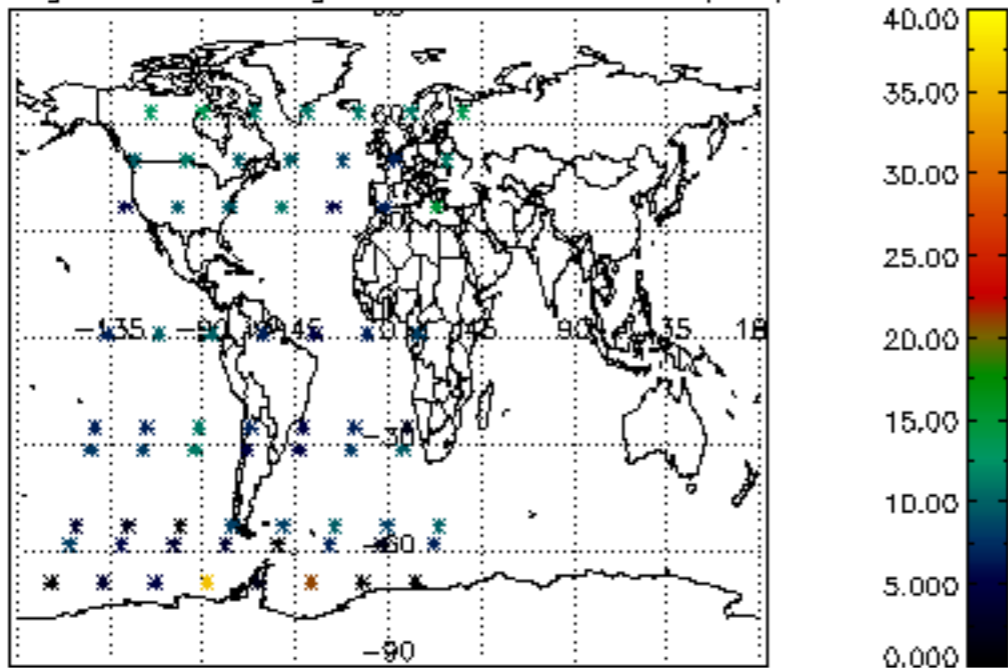
Percentage of cosmic ray hits per profile



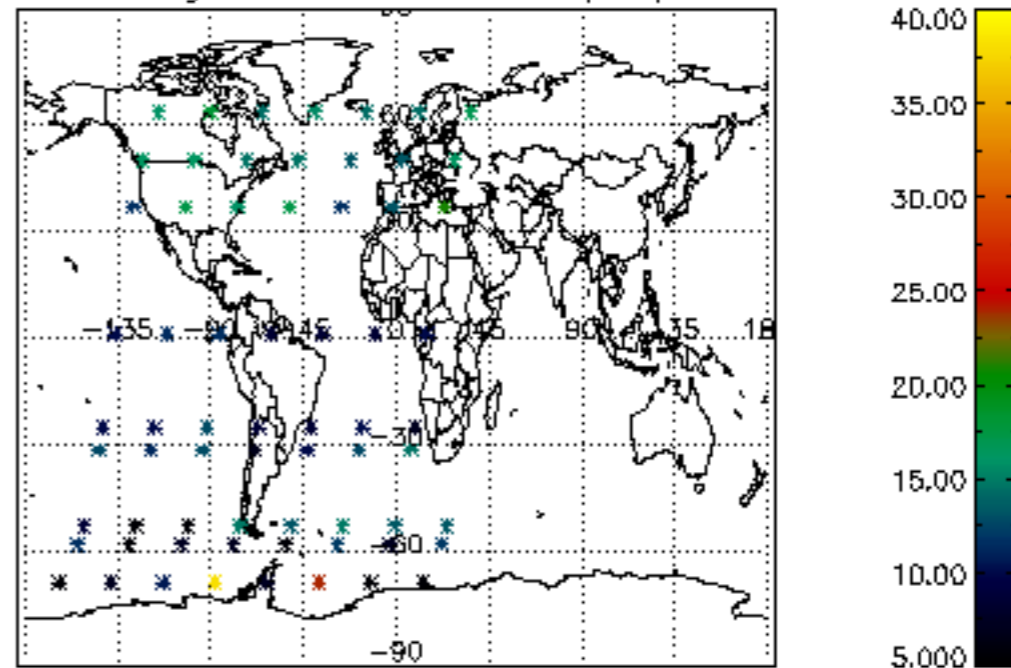
Percentage of datation errors per profile

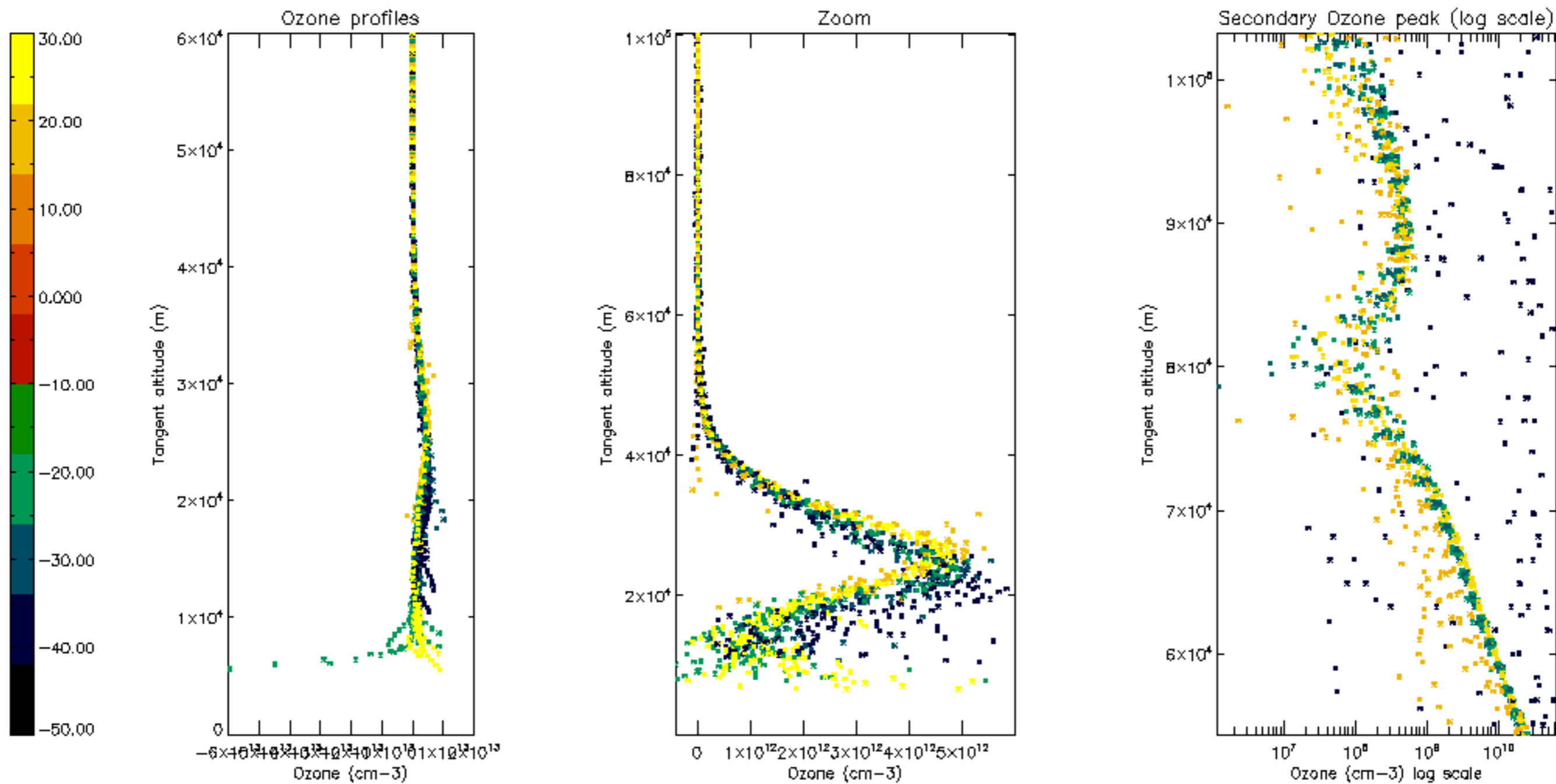


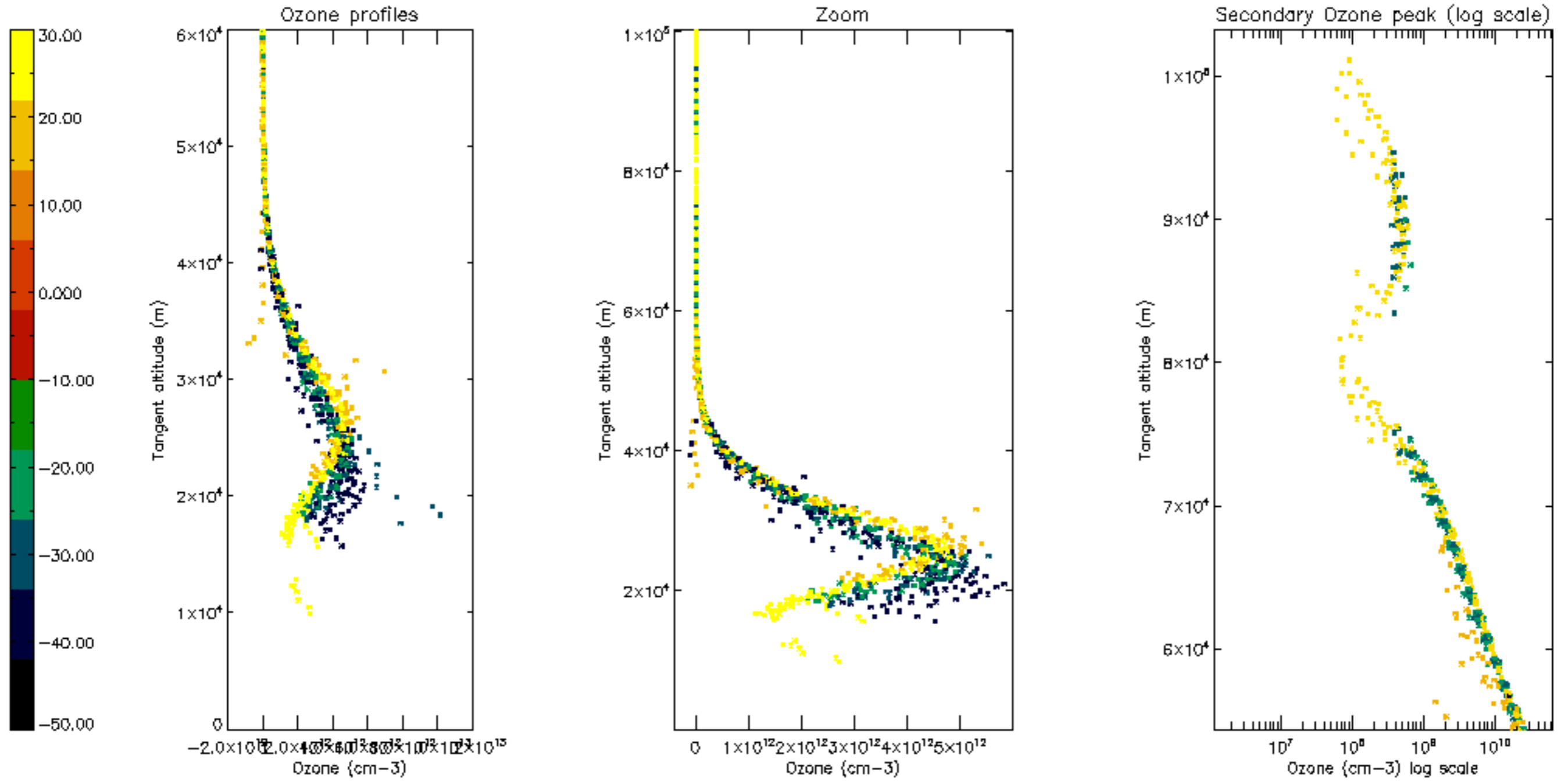
Percentage of star falling outside central band per profile

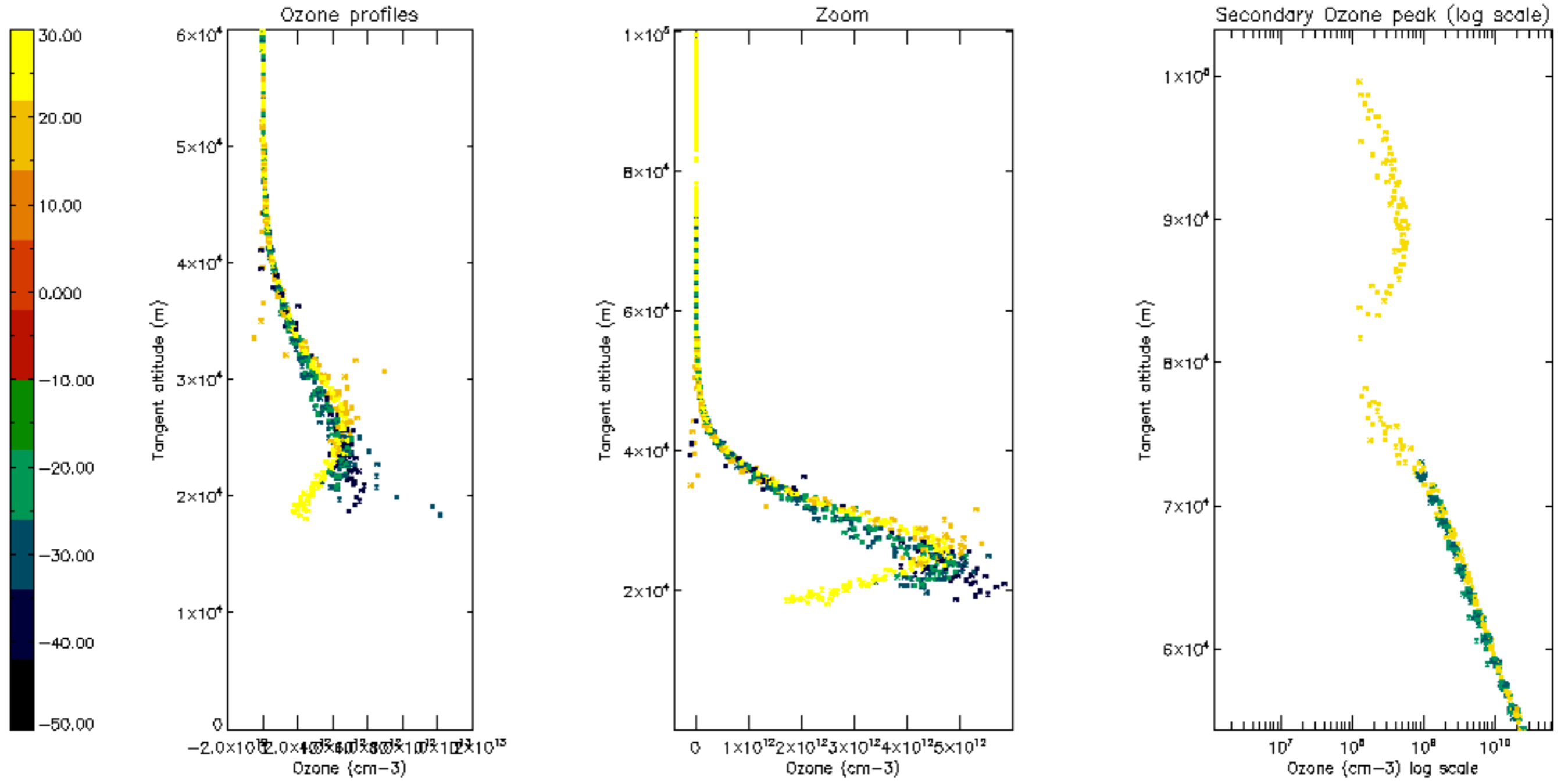


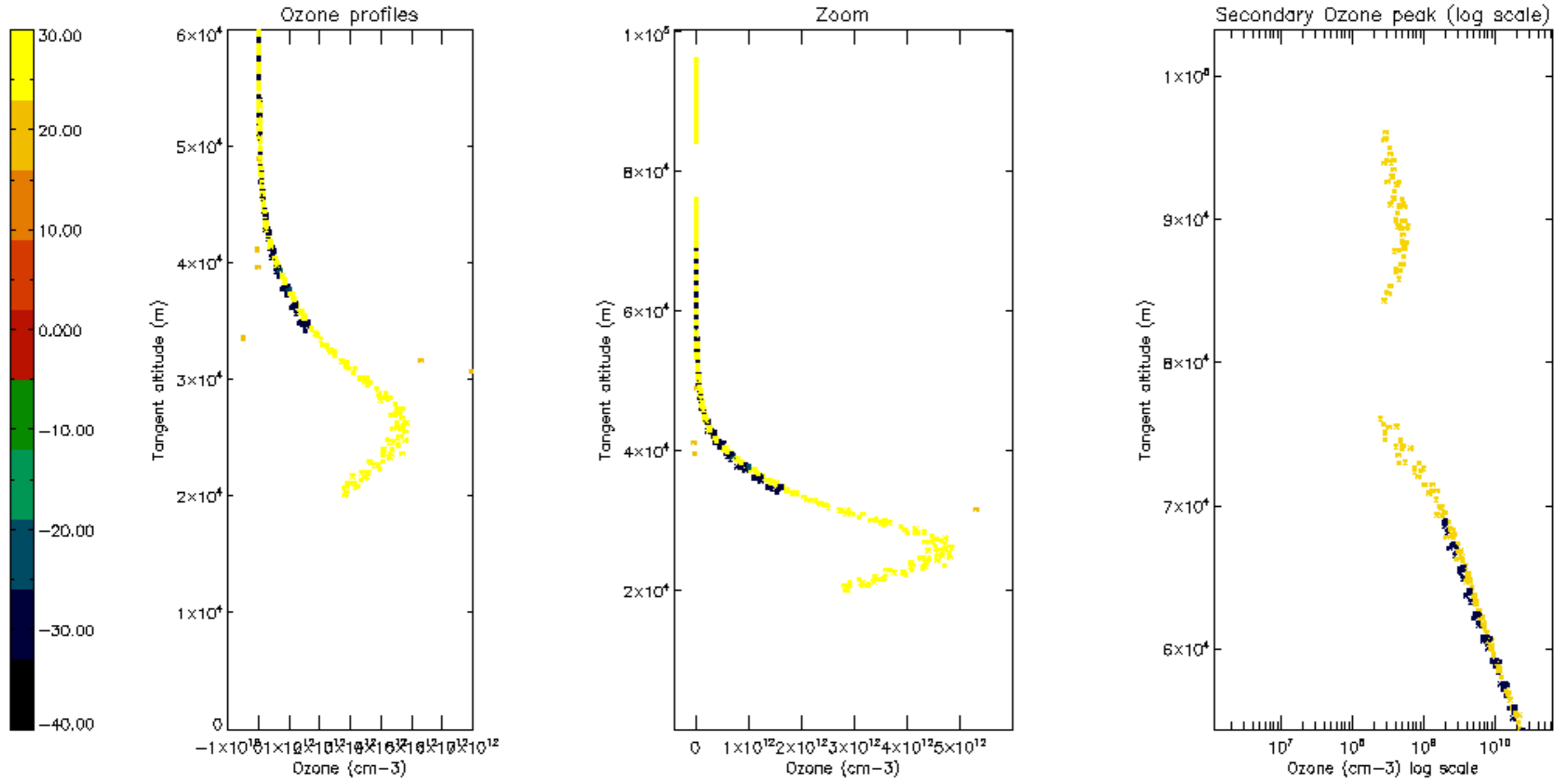
Percentage of saturation errors per profile

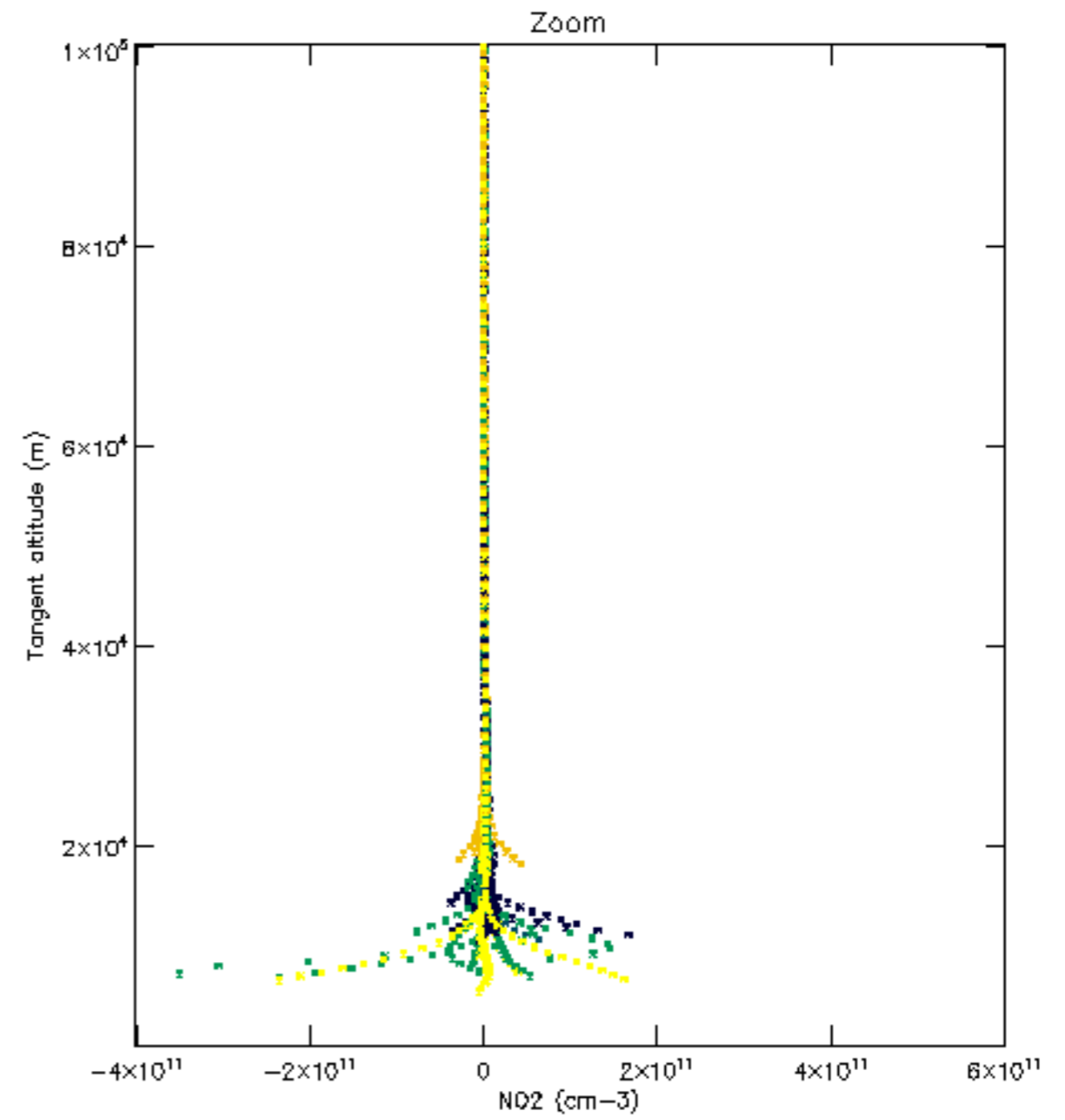
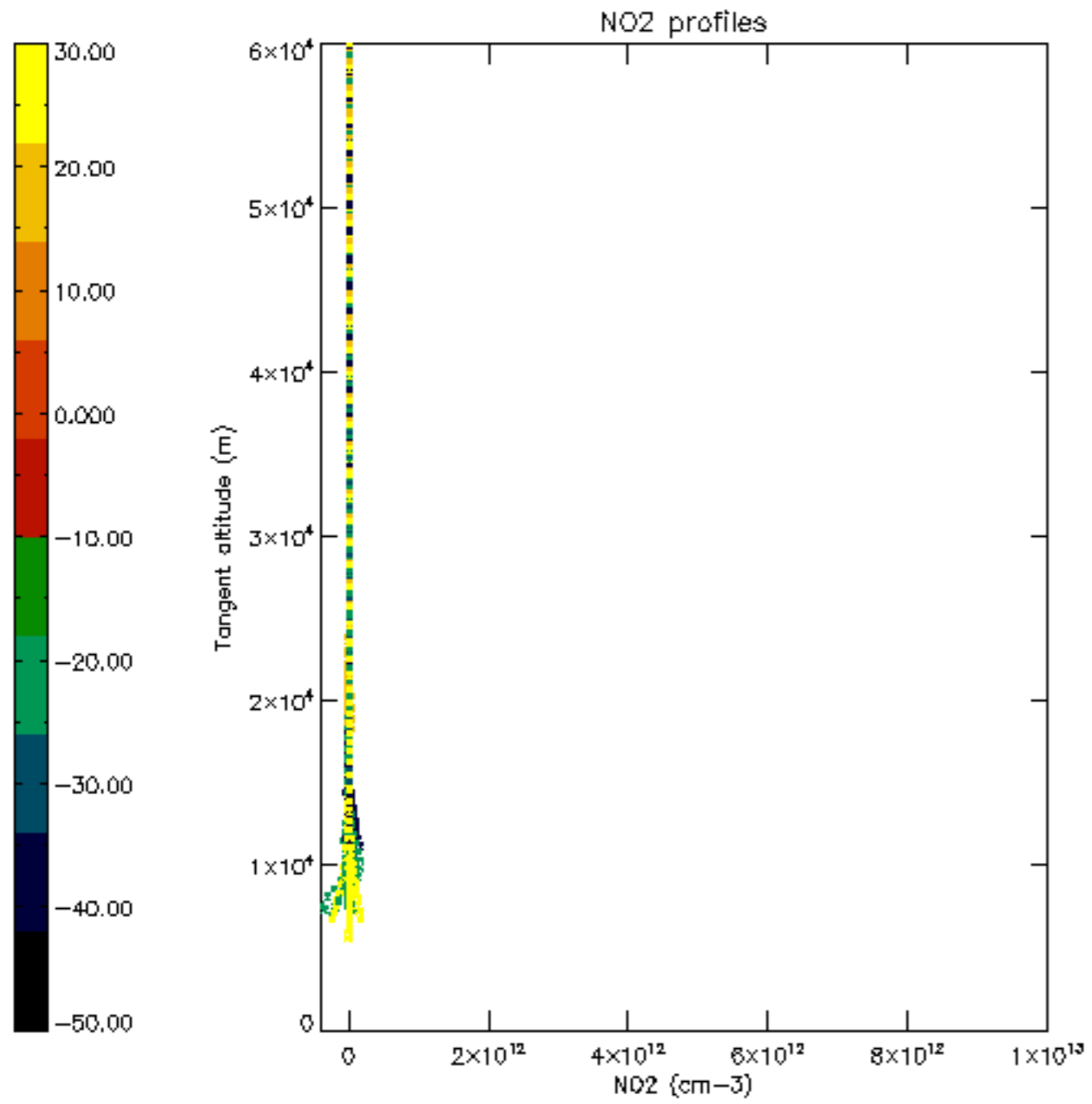


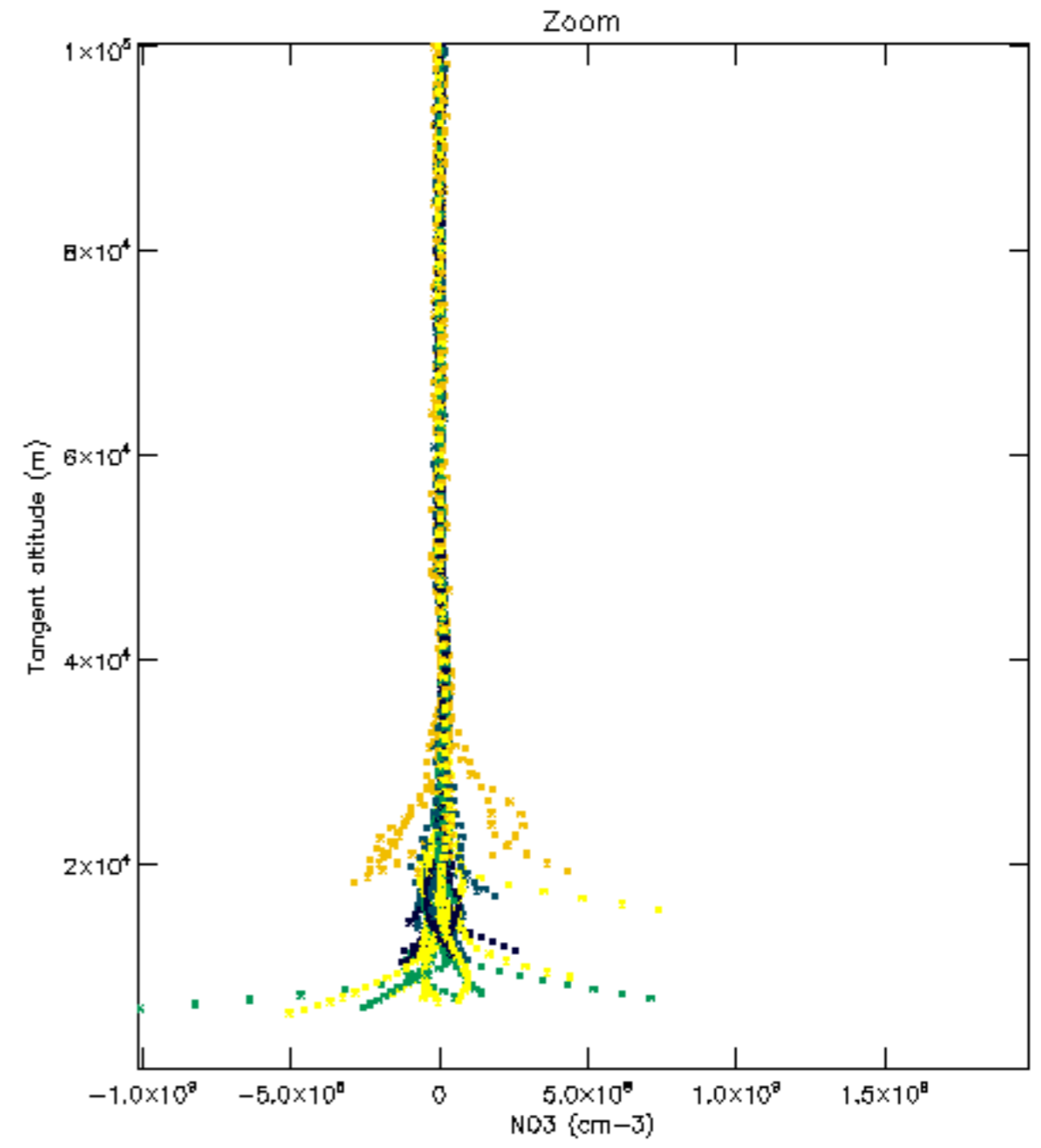
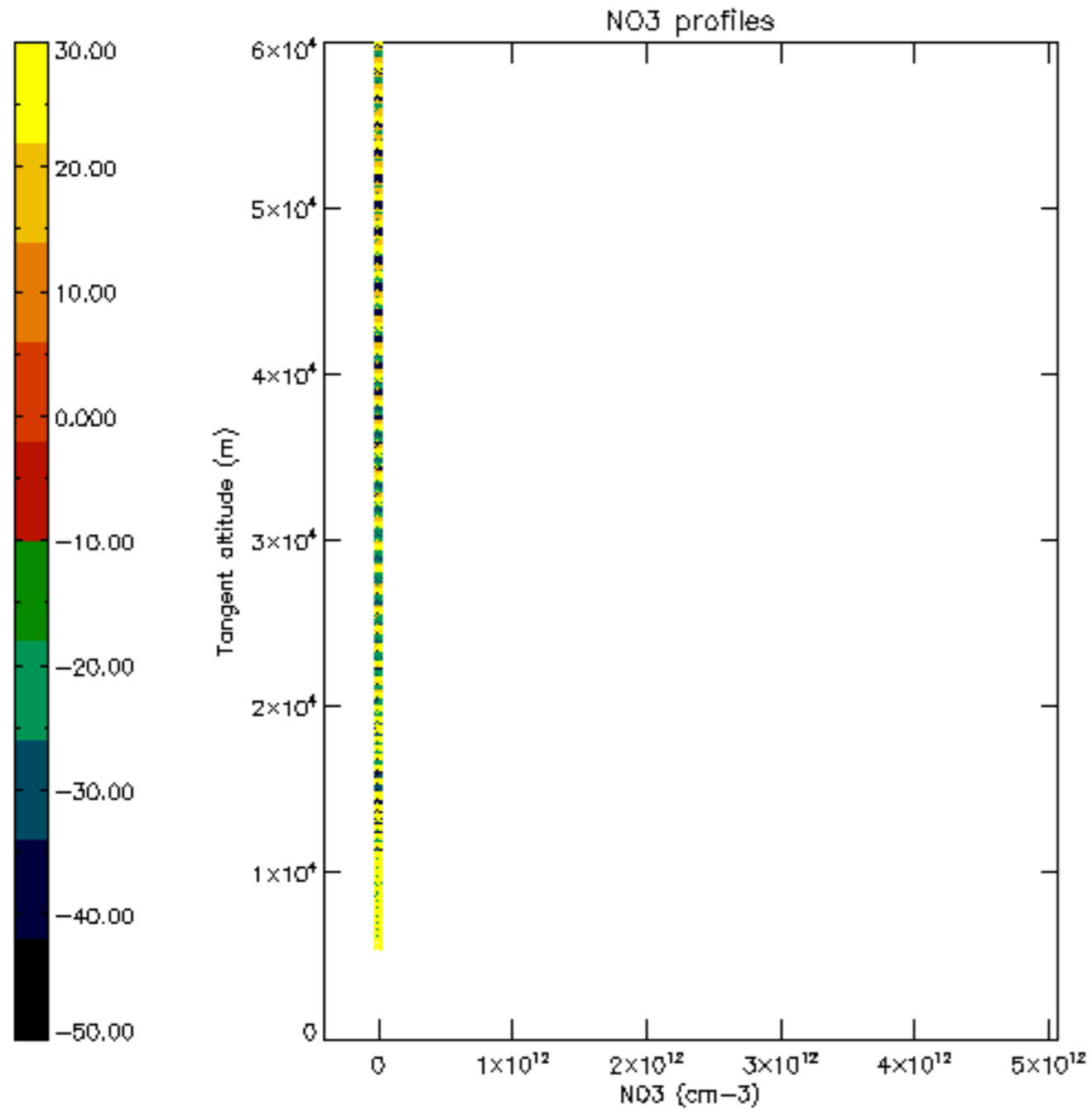


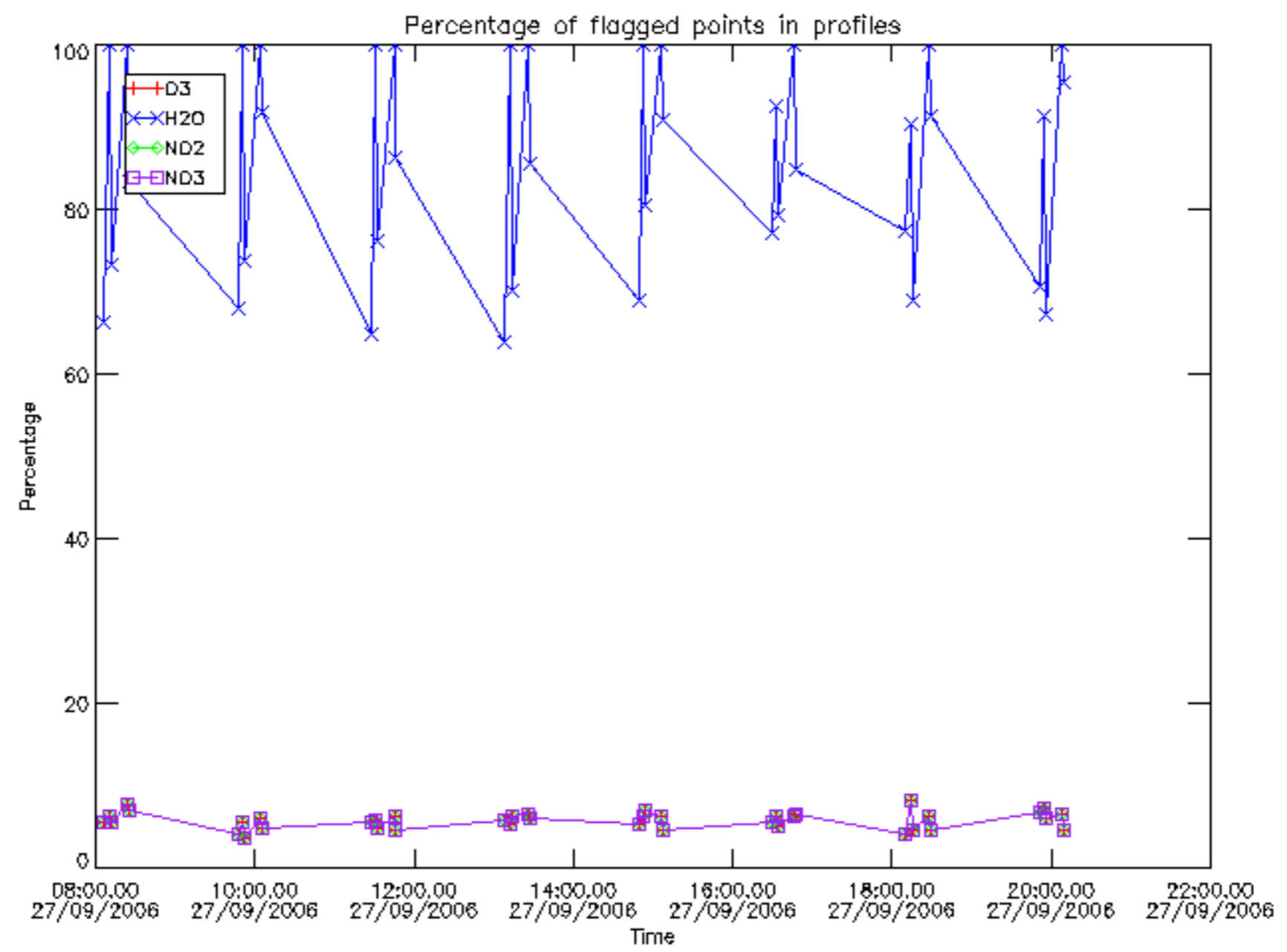




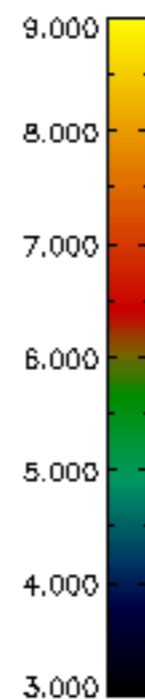
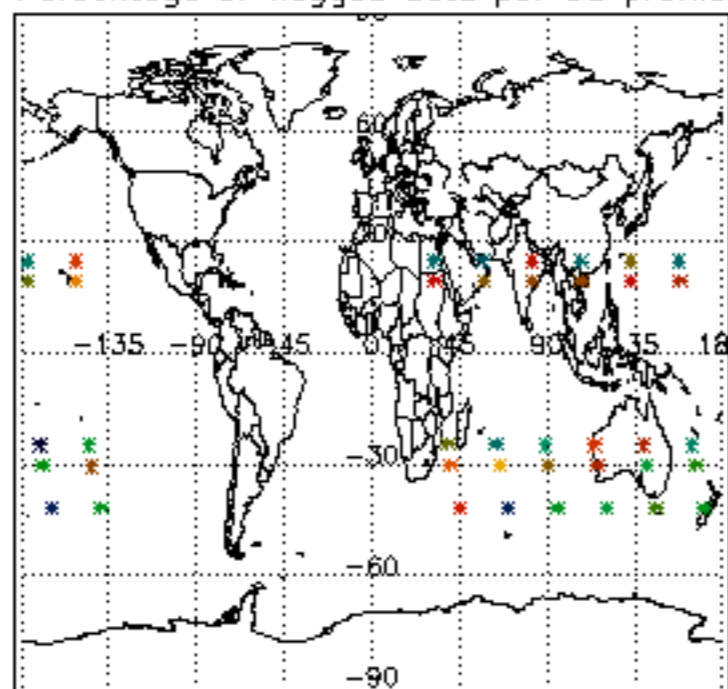




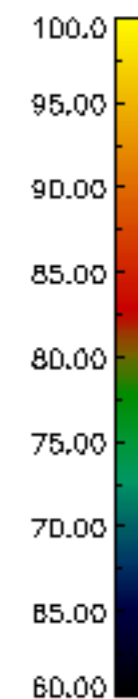
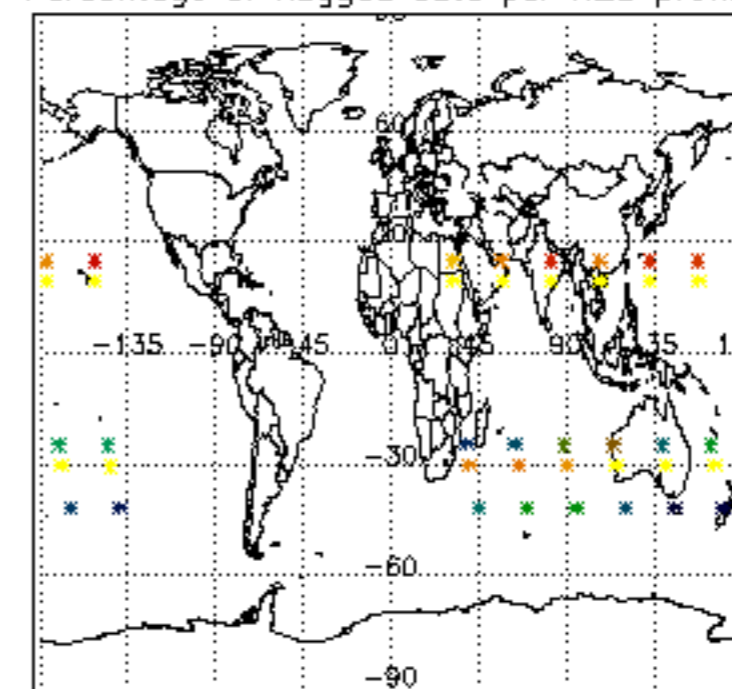




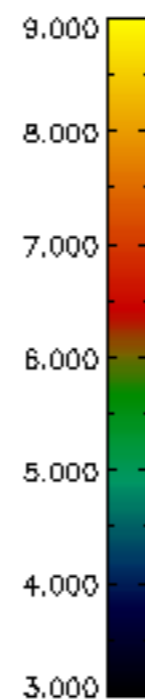
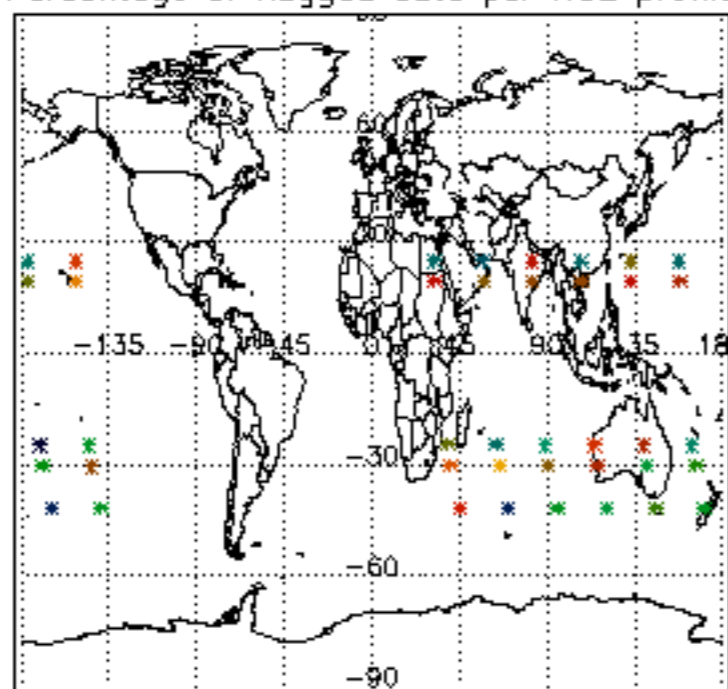
Percentage of flagged data per D3 profile



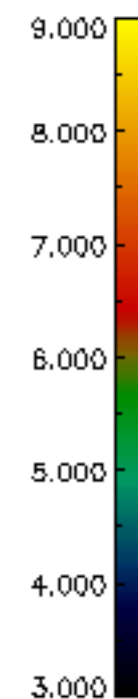
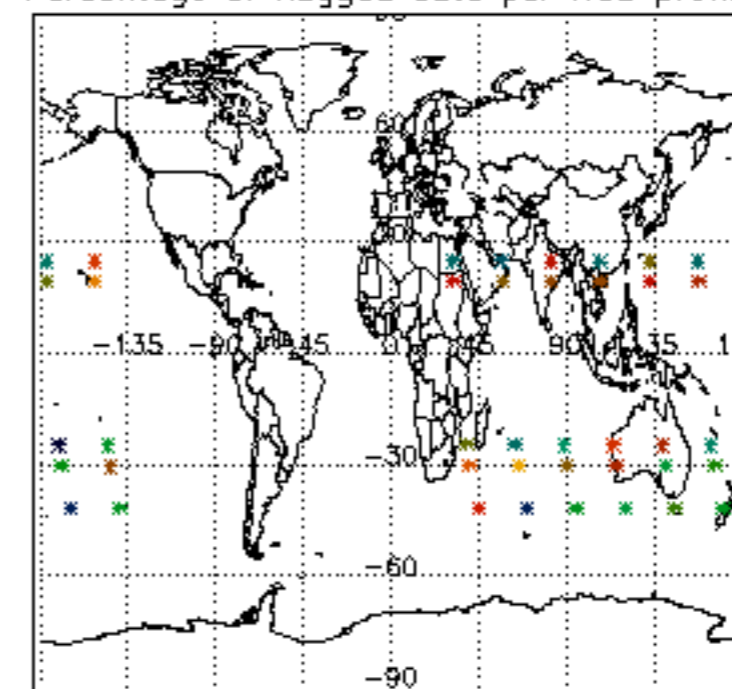
Percentage of flagged data per H2O profile

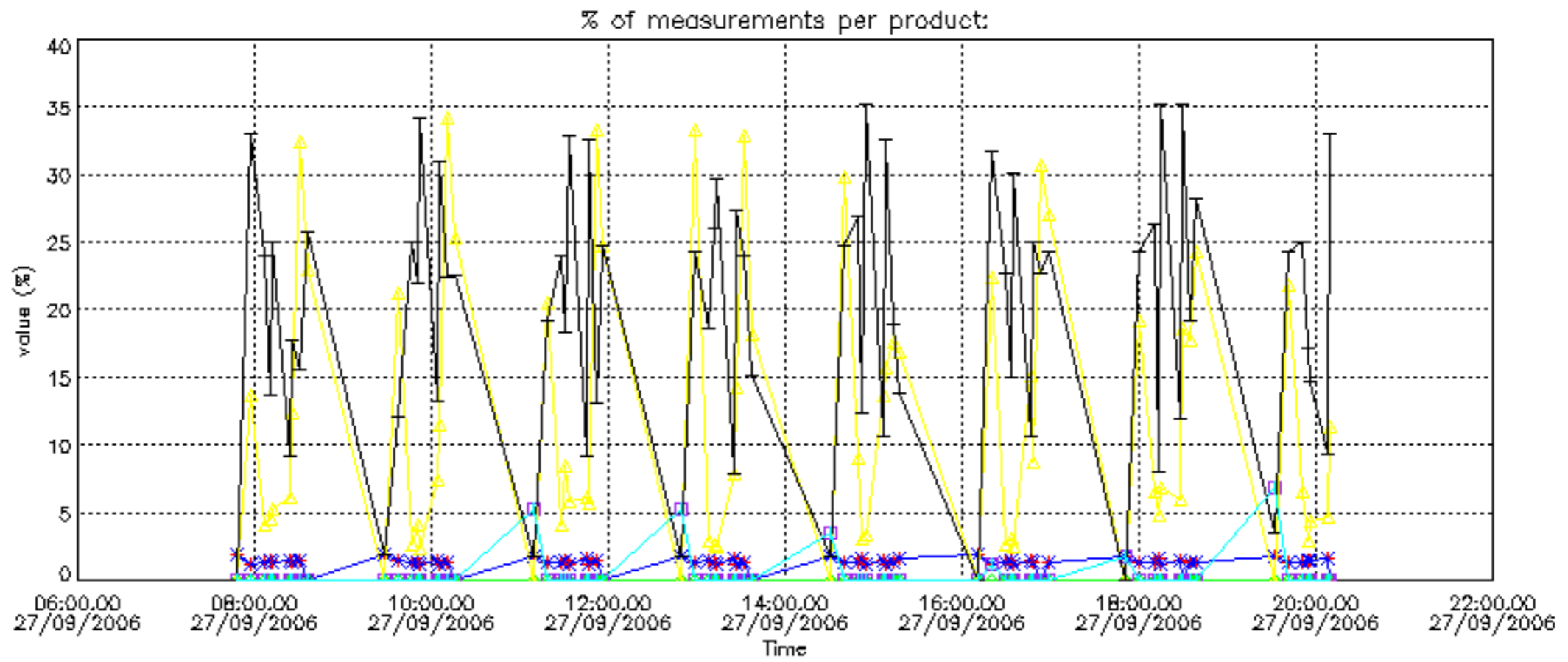


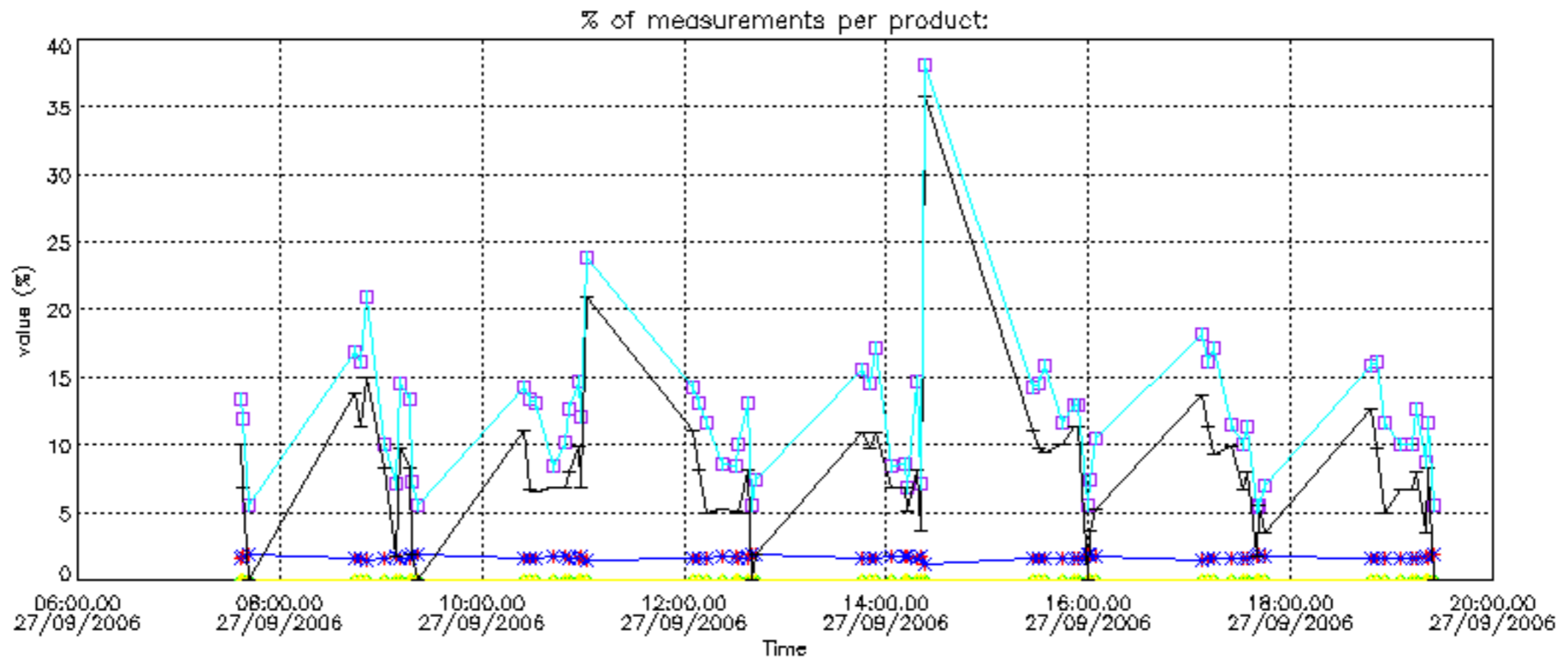
Percentage of flagged data per NO2 profile



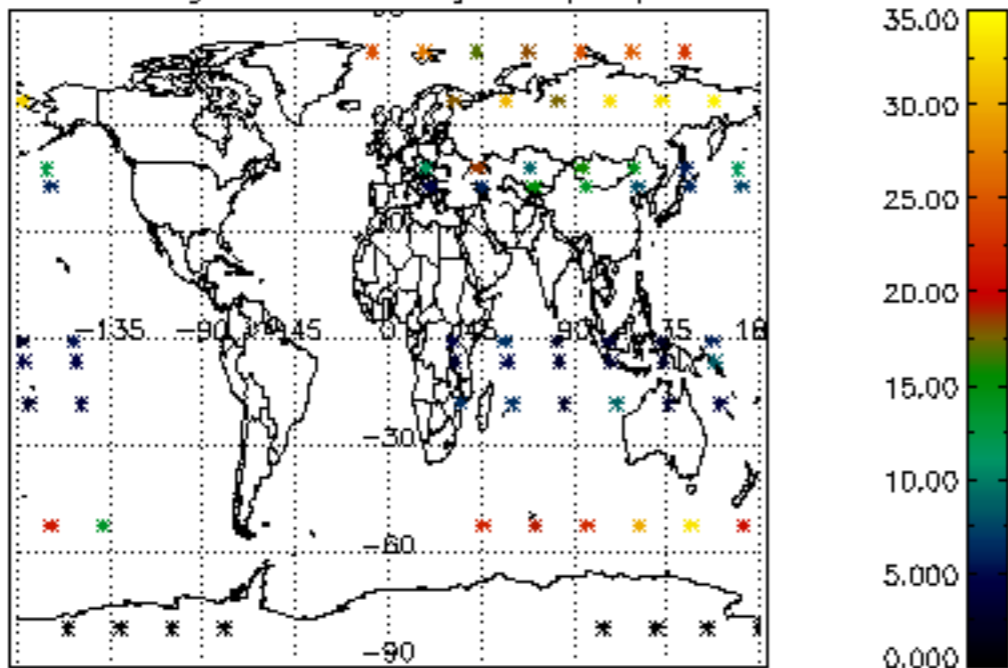
Percentage of flagged data per NO3 profile



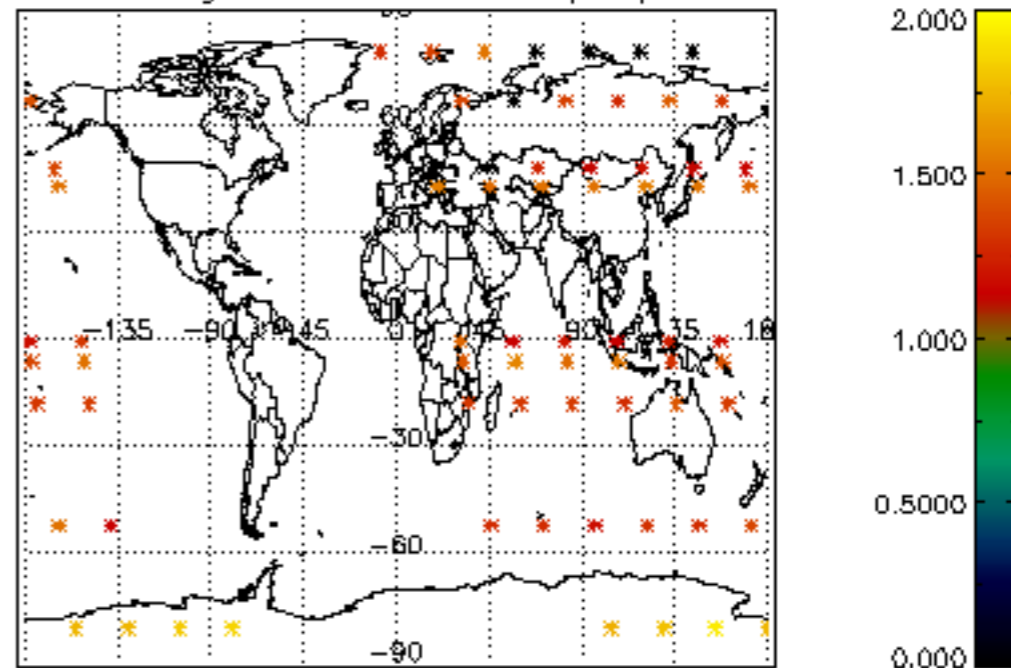




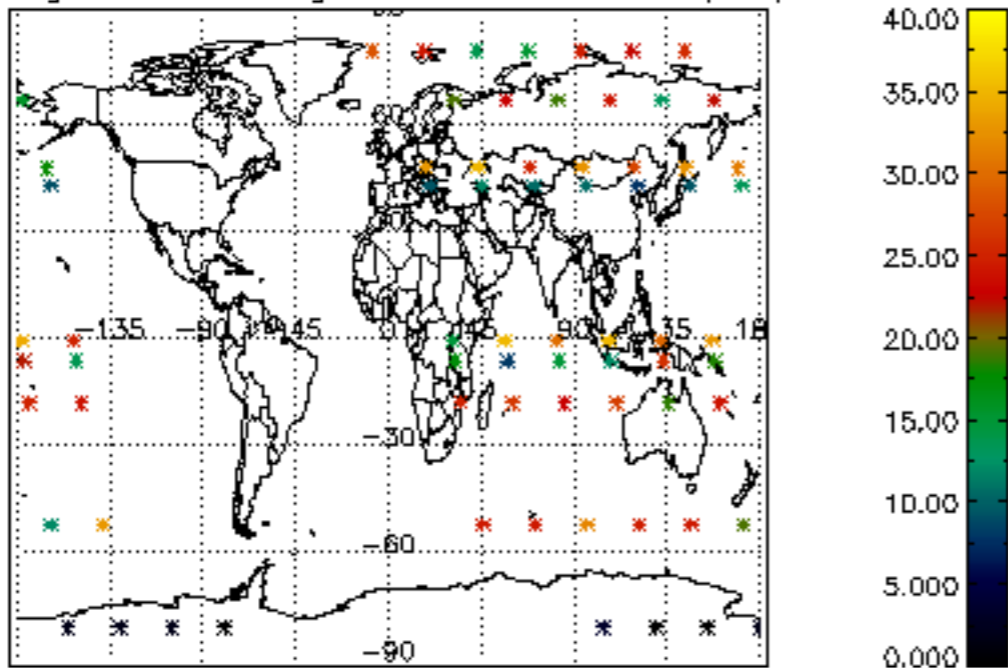
Percentage of cosmic ray hits per profile



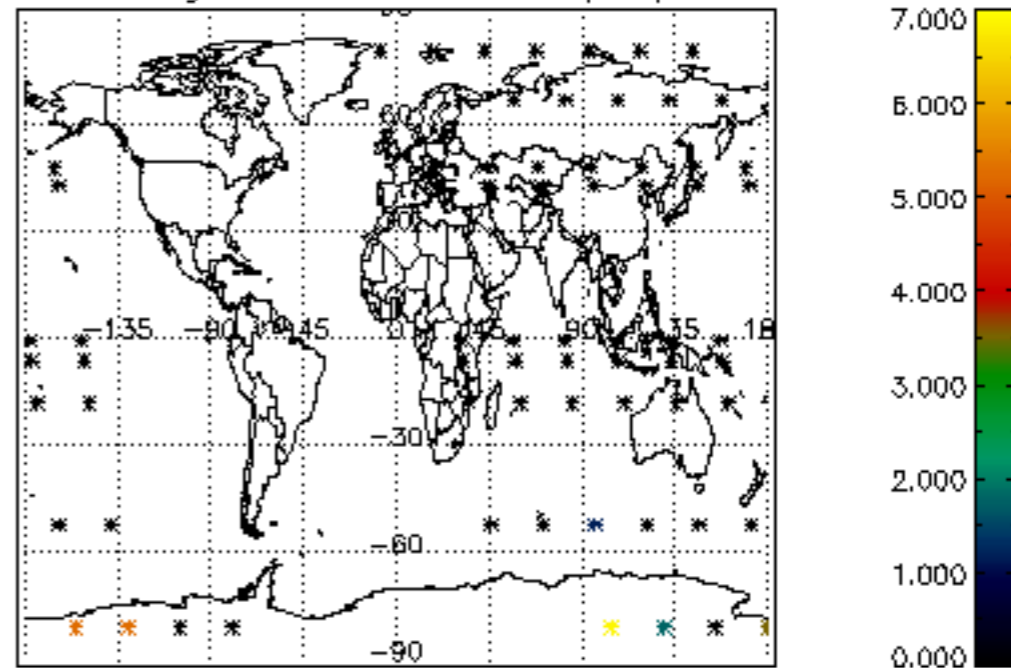
Percentage of datation errors per profile



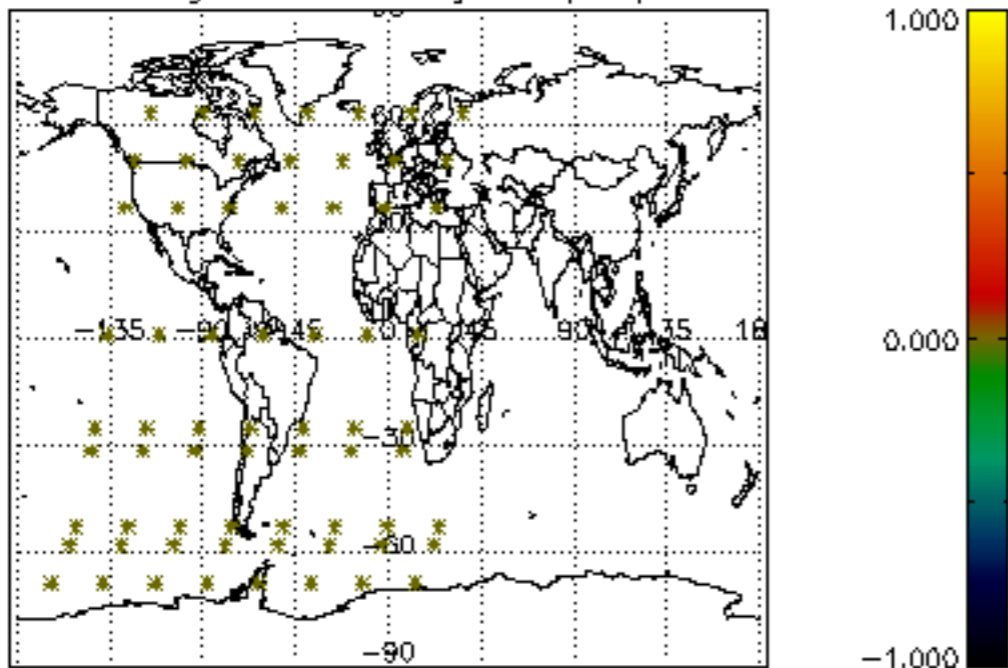
Percentage of star falling outside central band per profile



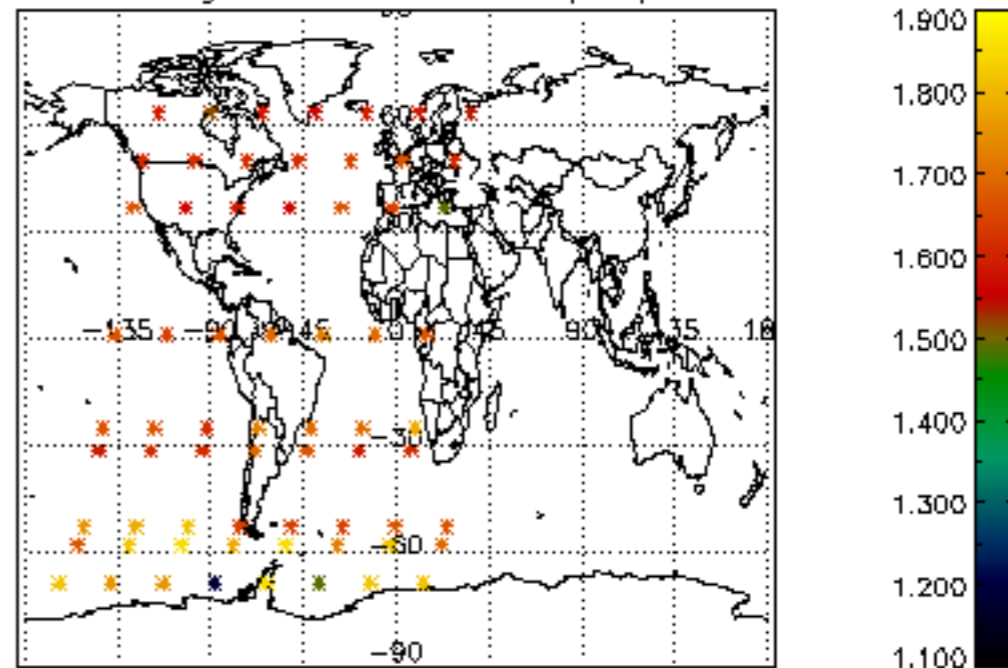
Percentage of saturation errors per profile



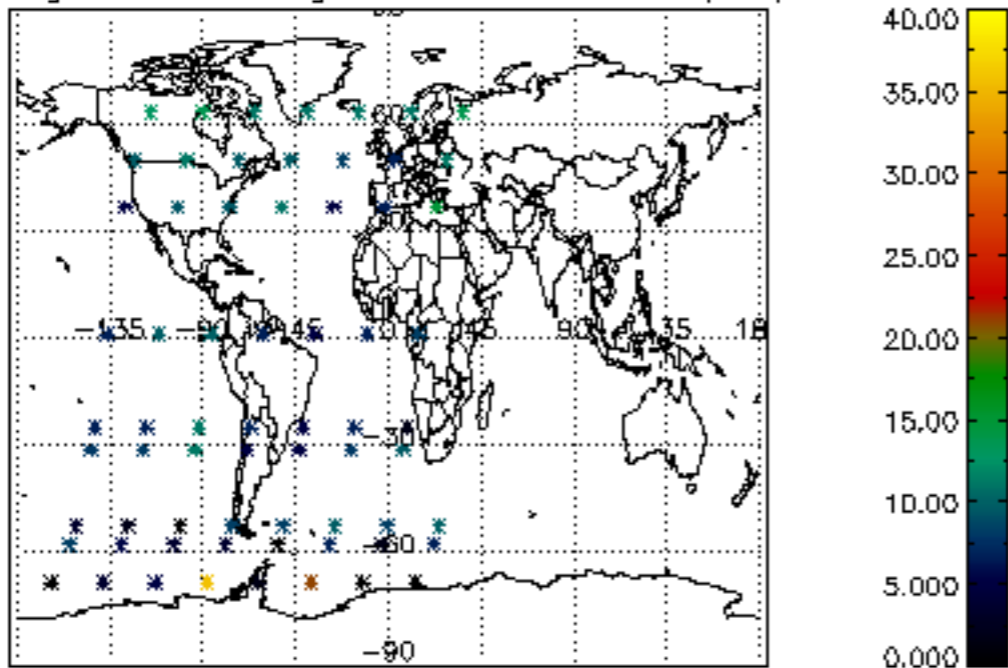
Percentage of cosmic ray hits per profile



Percentage of datation errors per profile



Percentage of star falling outside central band per profile



Percentage of saturation errors per profile

