

# GOMOS Level 2 Daily Report

## SUMMARY

### [1. General Info](#)

### [2. Summary of processed GOM\\_NL\\_2P products](#)

### [3. Level 2 Quality information per product](#)

#### [3.1 Plot of level 2 quality information per product \(time dependant\)](#)

#### [3.2 Plot of level 2 quality information per product \(world map\)](#)

### [4. Level 1 Quality information per product \(stored on level 2 products\)](#)

#### [4.1 Plot of level 1 quality information per product \(time dependant\)](#)

##### [4.1.1 Plot of level 1 quality information per product \(time dependant\): ASCENDING](#)

##### [4.1.2 Plot of level 1 quality information per product \(time dependant\): DESCENDING](#)

#### [4.2 Plot of level 1 quality information per product \(world map\)](#)

##### [4.2.1 Plot of level 1 quality information per product \(world map\): ASCENDING](#)

##### [4.2.2 Plot of level 1 quality information per product \(world map\): DESCENDING](#)

### [5. Ozone profiles based on quality statistics and other trace gas profiles](#)

#### [5.1 Ozone statistics based on quality of products](#)

#### [5.2 Plot ozone profiles for all STD \(dark without errors\)](#)

#### [5.3 Plot ozone profiles where STD < 20% \(dark without errors\)](#)

#### [5.4. Plot ozone profiles where STD < 10% \(dark without errors\)](#)

#### [5.5. Plot ozone profiles where STD < 5% \(dark without errors\)](#)

#### [5.6 Plot NO2 profiles for all STD \(dark without errors\)](#)

#### [5.7 Plot NO3 profiles for all STD \(dark without errors\)](#)

#### [5.8 Plot H2O profiles \(only for occultations of stars 1,2,3,4,13,14,16,26,63 dark without errors\) for all STD](#)

### [6. Auxiliary Data Files used for the production reported in section 2](#)

This report presents the daily analysis on parameters extracted from GOMOS level 2 data (GOM\_NL\_\_2P). It is intended to monitor some important parameters that will impact the quality of these products. A list of level 2 products (and content) that have arrived during the reporting day to the PCF is also given.

Item	Value
Time of report generation	24APR2013 04:29:46
Data source version	GOMOS/6.01
Start time of products	26-09-2006 (26SEP2006 00:00:00)
Stop time of products	27-09-2006 (27SEP2006 00:00:00)
Store outputs in DB	Yes
Nb of level 2 prods	222
Nb of prods with errors	0

## 2. Summary of processed GOM\_NL\_\_2P products.

Nr	Filename	UTC Start time	Limb	Duration	Star Id	Star Name	Star Mag	Star Temp	Nb Meas	Orbit	Prod. error
1	GOM_NL__2PRFIN20060926_000526_000000422051_00302_23903_2119.N1	26-SEP-2006 00:05:26	Twilight	41.500	48	30Alp Hya	1.9770	4100.0	83	23903	No
2	GOM_NL__2PRFIN20060926_001508_000000442051_00302_23903_2120.N1	26-SEP-2006 00:15:08	Dark	44.000	65	Lam Vel	2.2040	4400.0	88	23903	No
3	GOM_NL__2PRFIN20060926_001826_000000392051_00302_23903_2121.N1	26-SEP-2006 00:18:26	Dark	38.500	46	Del Vel	1.9540	10600.	77	23903	No
4	GOM_NL__2PRFIN20060926_002001_000000442051_00302_23903_2122.N1	26-SEP-2006 00:20:01	Dark	44.000	41	Eps Car	1.8600	4100.0	88	23903	No
5	GOM_NL__2PRFIN20060926_003209_000000392051_00303_23904_2105.N1	26-SEP-2006 00:32:09	Dark	39.000	143	Alp Hyi	2.8570	7200.0	78	23904	No
6	GOM_NL__2PRFIN20060926_003337_000000442051_00303_23904_2106.N1	26-SEP-2006 00:33:37	Dark	43.500	9	Alp Eri	0.45300	24000.	87	23904	No
7	GOM_NL__2PRFIN20060926_003919_000000452051_00303_23904_2107.N1	26-SEP-2006 00:39:19	Straylight	44.500	63	Bet Gru	2.1500	2800.0	89	23904	No
8	GOM_NL__2PRFIN20060926_004355_000000432051_00303_23904_2108.N1	26-SEP-2006 00:43:55	Straylight	42.500	18	24Alp PsA	1.1660	9700.0	85	23904	No
9	GOM_NL__2PRFIN20060926_005235_000000372051_00303_23904_2109.N1	26-SEP-2006 00:52:35	Bright	37.000	162	34Alp Aqr	2.9440	5350.0	74	23904	No
10	GOM_NL__2PRFIN20060926_005634_000000372051_00303_23904_2110.N1	26-SEP-2006 00:56:34	Bright	37.000	90	54Alp Peg	2.4870	11000.	74	23904	No
11	GOM_NL__2PRFIN20060926_010016_000000382051_00303_23904_2111.N1	26-SEP-2006 01:00:16	Bright	37.500	93	53Bet Peg	2.5200	3100.0	75	23904	No
12	GOM_NL__2PRFIN20060926_011014_000000432051_00303_23904_2112.N1	26-SEP-2006 01:10:14	Bright	42.500	89	5Alp Cep	2.4510	8000.0	85	23904	No
13	GOM_NL__2PRFIN20060926_011737_000000372051_00303_23904_2113.N1	26-SEP-2006 01:17:37	Bright	36.500	49	1Alp UMi	1.9900	6300.0	73	23904	No
14	GOM_NL__2PRFIN20060926_011918_000000372051_00303_23904_2114.N1	26-SEP-2006 01:19:18	Bright	36.500	60	7Bet UMi	2.0810	3950.0	73	23904	No
15	GOM_NL__2PRFIN20060926_012523_000000372051_00303_23904_2115.N1	26-SEP-2006 01:25:23	Bright	36.500	36	50Alp UMa	1.8000	6300.0	73	23904	No
16	GOM_NL__2PRFIN20060926_012652_000000352051_00303_23904_2116.N1	26-SEP-2006 01:26:52	Bright	35.000	82	48Bet UMa	2.3650	10600.	70	23904	No
17	GOM_NL__2PRFIN20060926_013002_000000352051_00303_23904_2117.N1	26-SEP-2006 01:30:02	Bright	34.500	174	52Psi UMa	3.0040	4400.0	69	23904	No
18	GOM_NL__2PRFIN20060926_013641_000000352051_00303_23904_2118.N1	26-SEP-2006 01:36:41	Bright	34.500	166	17Eps Leo	2.9800	6000.0	69	23904	No
19	GOM_NL__2PRFIN20060926_014602_000000502051_00303_23904_2119.N1	26-SEP-2006 01:46:02	Twilight	50.000	48	30Alp Hya	1.9770	4100.0	100	23904	No
20	GOM_NL__2PRFIN20060926_015544_000000452051_00303_23904_2120.N1	26-SEP-2006 01:55:44	Dark	44.500	65	Lam Vel	2.2040	4400.0	89	23904	No
21	GOM_NL__2PRFIN20060926_015902_000000392051_00303_23904_2121.N1	26-SEP-2006 01:59:02	Dark	38.500	46	Del Vel	1.9540	10600.	77	23904	No
22	GOM_NL__2PRFIN20060926_020037_000000422051_00303_23904_2122.N1	26-SEP-2006 02:00:37	Dark	42.000	41	Eps Car	1.8600	4100.0	84	23904	No
23	GOM_NL__2PRFIN20060926_021245_000000392051_00304_23905_2105.N1	26-SEP-2006 02:12:45	Dark	39.000	143	Alp Hyi	2.8570	7200.0	78	23905	No
24	GOM_NL__2PRFIN20060926_021413_000000512051_00304_23905_2106.N1	26-SEP-2006 02:14:13	Dark	50.500	9	Alp Eri	0.45300	24000.	101	23905	No
25	GOM_NL__2PRFIN20060926_021955_000000522051_00304_23905_2107.N1	26-SEP-2006 02:19:55	Straylight	52.000	63	Bet Gru	2.1500	2800.0	104	23905	No
26	GOM_NL__2PRFIN20060926_022431_000000442051_00304_23905_2108.N1	26-SEP-2006 02:24:31	Straylight	43.500	18	24Alp PsA	1.1660	9700.0	87	23905	No
27	GOM_NL__2PRFIN20060926_023311_000000382051_00304_23905_2109.N1	26-SEP-2006 02:33:11	Bright	38.000	162	34Alp Aqr	2.9440	5350.0	76	23905	No
28	GOM_NL__2PRFIN20060926_023710_000000362051_00304_23905_2110.N1	26-SEP-2006 02:37:10	Bright	36.000	90	54Alp Peg	2.4870	11000.	72	23905	No
29	GOM_NL__2PRFIN20060926_024052_000000402051_00304_23905_2111.N1	26-SEP-2006 02:40:52	Bright	39.500	93	53Bet Peg	2.5200	3100.0	79	23905	No
30	GOM_NL__2PRFIN20060926_025050_000000412051_00304_23905_2112.N1	26-SEP-2006 02:50:50	Bright	41.000	89	5Alp Cep	2.4510	8000.0	82	23905	No
31	GOM_NL__2PRFIN20060926_025813_000000362051_00304_23905_2113.N1	26-SEP-2006 02:58:13	Bright	36.000	49	1Alp UMi	1.9900	6300.0	72	23905	No
32	GOM_NL__2PRFIN20060926_025954_000000382051_00304_23905_2114.N1	26-SEP-2006 02:59:54	Bright	37.500	60	7Bet UMi	2.0810	3950.0	75	23905	No
33	GOM_NL__2PRFIN20060926_030559_000000352051_00304_23905_2115.N1	26-SEP-2006 03:05:59	Bright	34.500	36	50Alp UMa	1.8000	6300.0	69	23905	No
34	GOM_NL__2PRFIN20060926_030728_000000342051_00304_23905_2116.N1	26-SEP-2006 03:07:28	Bright	34.000	82	48Bet UMa	2.3650	10600.	68	23905	No
35	GOM_NL__2PRFIN20060926_031038_000000342051_00304_23905_2117.N1	26-SEP-2006 03:10:38	Bright	33.500	174	52Psi UMa	3.0040	4400.0	67	23905	No
36	GOM_NL__2PRFIN20060926_031717_000000342051_00304_23905_2118.N1	26-SEP-2006 03:17:17	Bright	33.500	166	17Eps Leo	2.9800	6000.0	67	23905	No
37	GOM_NL__2PRFIN20060926_032639_000000472051_00304_23905_2119.N1	26-SEP-2006 03:26:39	Twilight	47.000	48	30Alp Hya	1.9770	4100.0	94	23905	No
38	GOM_NL__2PRFIN20060926_033620_000000462051_00304_23905_2120.N1	26-SEP-2006 03:36:20	Dark	45.500	65	Lam Vel	2.2040	4400.0	91	23905	No
39	GOM_NL__2PRFIN20060926_033939_000000412051_00304_23905_2121.N1	26-SEP-2006 03:39:39	Dark	40.500	46	Del Vel	1.9540	10600.	81	23905	No
40	GOM_NL__2PRFIN20060926_034113_000000402051_00304_23905_2122.N1	26-SEP-2006 03:41:13	Dark	40.000	41	Eps Car	1.8600	4100.0	80	23905	No
41	GOM_NL__2PRFIN20060926_035322_000000392051_00305_23906_2105.N1	26-SEP-2006 03:53:22	Dark	38.500	143	Alp Hyi	2.8570	7200.0	77	23906	No
42	GOM_NL__2PRFIN20060926_035449_000000482051_00305_23906_2106.N1	26-SEP-2006 03:54:49	Dark	48.000	9	Alp Eri	0.45300	24000.	96	23906	No

43	GOM_NL__2PRFIN20060926_040031_000000522051_00305_23906_2107.N1	26-SEP-2006 04:00:31	Straylight	52.000	63	Bet Gru	2.1500	2800.0	104	23906	No
44	GOM_NL__2PRFIN20060926_040507_000000432051_00305_23906_2108.N1	26-SEP-2006 04:05:07	Straylight	43.000	18	24Alp PsA	1.1660	9700.0	86	23906	No
45	GOM_NL__2PRFIN20060926_041347_000000382051_00305_23906_2109.N1	26-SEP-2006 04:13:47	Bright	37.500	162	34Alp Aqr	2.9440	5350.0	75	23906	No
46	GOM_NL__2PRFIN20060926_041746_000000362051_00305_23906_2110.N1	26-SEP-2006 04:17:46	Bright	35.500	90	54Alp Peg	2.4870	11000.	71	23906	No
47	GOM_NL__2PRFIN20060926_042128_000000362051_00305_23906_2111.N1	26-SEP-2006 04:21:28	Bright	35.500	93	53Bet Peg	2.5200	3100.0	71	23906	No
48	GOM_NL__2PRFIN20060926_043126_000000332051_00305_23906_2112.N1	26-SEP-2006 04:31:26	Bright	33.000	89	5Alp Cep	2.4510	8000.0	66	23906	No
49	GOM_NL__2PRFIN20060926_043849_000000352051_00305_23906_2113.N1	26-SEP-2006 04:38:49	Bright	35.000	49	1Alp UMi	1.9900	6300.0	70	23906	No
50	GOM_NL__2PRFIN20060926_044030_000000362051_00305_23906_2114.N1	26-SEP-2006 04:40:30	Bright	36.000	60	7Bet UMi	2.0810	3950.0	72	23906	No
51	GOM_NL__2PRFIN20060926_044635_000000372051_00305_23906_2115.N1	26-SEP-2006 04:46:35	Bright	37.000	36	50Alp UMa	1.8000	6300.0	74	23906	No
52	GOM_NL__2PRFIN20060926_044804_000000522051_00305_23906_2116.N1	26-SEP-2006 04:48:04	Bright	52.000	82	48Bet UMa	2.3650	10600.	104	23906	No
53	GOM_NL__2PRFIN20060926_045114_000000342051_00305_23906_2117.N1	26-SEP-2006 04:51:14	Bright	34.000	174	52Psi UMa	3.0040	4400.0	68	23906	No
54	GOM_NL__2PRFIN20060926_045753_000000342051_00305_23906_2118.N1	26-SEP-2006 04:57:53	Bright	34.000	166	17Eps Leo	2.9800	6000.0	68	23906	No
55	GOM_NL__2PRFIN20060926_050715_000000432051_00305_23906_2119.N1	26-SEP-2006 05:07:15	Twilight	42.500	48	30Alp Hya	1.9770	4100.0	85	23906	No
56	GOM_NL__2PRFIN20060926_051656_000000432051_00305_23906_2120.N1	26-SEP-2006 05:16:56	Dark	42.500	65	Lam Vel	2.2040	4400.0	85	23906	No
57	GOM_NL__2PRFIN20060926_052015_000000422051_00305_23906_2121.N1	26-SEP-2006 05:20:15	Dark	42.000	46	Del Vel	1.9540	10600.	84	23906	No
58	GOM_NL__2PRFIN20060926_052150_000000392051_00305_23906_2122.N1	26-SEP-2006 05:21:50	Dark	39.000	41	Eps Car	1.8600	4100.0	78	23906	No
59	GOM_NL__2PRFIN20060926_053358_000000382051_00306_23907_2105.N1	26-SEP-2006 05:33:58	Dark	38.000	143	Alp Hyi	2.8570	7200.0	76	23907	No
60	GOM_NL__2PRFIN20060926_053526_000000442051_00306_23907_2106.N1	26-SEP-2006 05:35:26	Dark	43.500	9	Alp Eri	0.45300	24000.	87	23907	No
61	GOM_NL__2PRFIN20060926_054108_000000512051_00306_23907_2107.N1	26-SEP-2006 05:41:08	Straylight	50.500	63	Bet Gru	2.1500	2800.0	101	23907	No
62	GOM_NL__2PRFIN20060926_054544_000000402051_00306_23907_2108.N1	26-SEP-2006 05:45:44	Straylight	40.000	18	24Alp PsA	1.1660	9700.0	80	23907	No
63	GOM_NL__2PRFIN20060926_055423_000000372051_00306_23907_2109.N1	26-SEP-2006 05:54:23	Bright	36.500	162	34Alp Aqr	2.9440	5350.0	73	23907	No
64	GOM_NL__2PRFIN20060926_055822_000000372051_00306_23907_2110.N1	26-SEP-2006 05:58:22	Bright	37.000	90	54Alp Peg	2.4870	11000.	74	23907	No
65	GOM_NL__2PRFIN20060926_060204_000000392051_00306_23907_2111.N1	26-SEP-2006 06:02:04	Bright	38.500	93	53Bet Peg	2.5200	3100.0	77	23907	No
66	GOM_NL__2PRFIN20060926_061202_000000352051_00306_23907_2112.N1	26-SEP-2006 06:12:02	Bright	34.500	89	5Alp Cep	2.4510	8000.0	69	23907	No
67	GOM_NL__2PRFIN20060926_061925_000000362051_00306_23907_2113.N1	26-SEP-2006 06:19:25	Bright	35.500	49	1Alp UMi	1.9900	6300.0	71	23907	No
68	GOM_NL__2PRFIN20060926_062107_000000352051_00306_23907_2114.N1	26-SEP-2006 06:21:07	Bright	34.500	60	7Bet UMi	2.0810	3950.0	69	23907	No
69	GOM_NL__2PRFIN20060926_062712_000000382051_00306_23907_2115.N1	26-SEP-2006 06:27:12	Bright	37.500	36	50Alp UMa	1.8000	6300.0	75	23907	No
70	GOM_NL__2PRFIN20060926_062841_000000342051_00306_23907_2116.N1	26-SEP-2006 06:28:41	Bright	34.000	82	48Bet UMa	2.3650	10600.	68	23907	No
71	GOM_NL__2PRFIN20060926_063151_000000352051_00306_23907_2117.N1	26-SEP-2006 06:31:51	Bright	35.000	174	52Psi UMa	3.0040	4400.0	70	23907	No
72	GOM_NL__2PRFIN20060926_063829_000000342051_00306_23907_2118.N1	26-SEP-2006 06:38:29	Bright	33.500	166	17Eps Leo	2.9800	6000.0	67	23907	No
73	GOM_NL__2PRFIN20060926_064751_000000432051_00306_23907_2119.N1	26-SEP-2006 06:47:51	Twilight	43.000	48	30Alp Hya	1.9770	4100.0	86	23907	No
74	GOM_NL__2PRFIN20060926_065733_000000472051_00306_23907_2120.N1	26-SEP-2006 06:57:33	Dark	46.500	65	Lam Vel	2.2040	4400.0	93	23907	No
75	GOM_NL__2PRFIN20060926_070051_000000422051_00306_23907_2121.N1	26-SEP-2006 07:00:51	Dark	41.500	46	Del Vel	1.9540	10600.	83	23907	No
76	GOM_NL__2PRFIN20060926_070226_000000422051_00306_23907_2122.N1	26-SEP-2006 07:02:26	Dark	41.500	41	Eps Car	1.8600	4100.0	83	23907	No
77	GOM_NL__2PRFIN20060926_071435_000000382051_00307_23908_2105.N1	26-SEP-2006 07:14:35	Dark	37.500	143	Alp Hyi	2.8570	7200.0	75	23908	No
78	GOM_NL__2PRFIN20060926_071602_000000452051_00307_23908_2106.N1	26-SEP-2006 07:16:02	Dark	45.000	9	Alp Eri	0.45300	24000.	90	23908	No
79	GOM_NL__2PRFIN20060926_072144_000000452051_00307_23908_2107.N1	26-SEP-2006 07:21:44	Straylight	44.500	63	Bet Gru	2.1500	2800.0	89	23908	No
80	GOM_NL__2PRFIN20060926_072620_000000422051_00307_23908_2108.N1	26-SEP-2006 07:26:20	Straylight	42.000	18	24Alp PsA	1.1660	9700.0	84	23908	No
81	GOM_NL__2PRFIN20060926_073459_000000372051_00307_23908_2109.N1	26-SEP-2006 07:34:59	Bright	37.000	162	34Alp Aqr	2.9440	5350.0	74	23908	No
82	GOM_NL__2PRFIN20060926_073858_000000362051_00307_23908_2110.N1	26-SEP-2006 07:38:58	Bright	36.000	90	54Alp Peg	2.4870	11000.	72	23908	No
83	GOM_NL__2PRFIN20060926_074240_000000402051_00307_23908_2111.N1	26-SEP-2006 07:42:40	Bright	40.000	93	53Bet Peg	2.5200	3100.0	80	23908	No
84	GOM_NL__2PRFIN20060926_075239_000000362051_00307_23908_2112.N1	26-SEP-2006 07:52:39	Bright	36.000	89	5Alp Cep	2.4510	8000.0	72	23908	No
85	GOM_NL__2PRFIN20060926_080001_000000332051_00307_23908_2113.N1	26-SEP-2006 08:00:01	Bright	33.000	49	1Alp UMi	1.9900	6300.0	66	23908	No
86	GOM_NL__2PRFIN20060926_080143_000000372051_00307_23908_2114.N1	26-SEP-2006 08:01:43	Bright	37.000	60	7Bet UMi	2.0810	3950.0	74	23908	No
87	GOM_NL__2PRFIN20060926_080748_000000362051_00307_23908_2115.N1	26-SEP-2006 08:07:48	Bright	35.500	36	50Alp UMa	1.8000	6300.0	71	23908	No
88	GOM_NL__2PRFIN20060926_080917_000000352051_00307_23908_2116.N1	26-SEP-2006 08:09:17	Bright	34.500	82	48Bet UMa	2.3650	10600.	69	23908	No
89	GOM_NL__2PRFIN20060926_081227_000000342051_00307_23908_2117.N1	26-SEP-2006 08:12:27	Bright	33.500	174	52Psi UMa	3.0040	4400.0	67	23908	No
90	GOM_NL__2PRFIN20060926_081906_000000332051_00307_23908_2118.N1	26-SEP-2006 08:19:06	Bright	32.500	166	17Eps Leo	2.9800	6000.0	65	23908	No
91	GOM_NL__2PRFIN20060926_082828_000000432051_00307_23908_2119.N1	26-SEP-2006 08:28:28	Twilight	43.000	48	30Alp Hya	1.9770	4100.0	86	23908	No
92	GOM_NL__2PRFIN20060926_083809_000000422051_00307_23908_2120.N1	26-SEP-2006 08:38:09	Dark	41.500	65	Lam Vel	2.2040	4400.0	83	23908	No
93	GOM_NL__2PRFIN20060926_084127_000000412051_00307_23908_2121.N1	26-SEP-2006 08:41:27	Dark	40.500	46	Del Vel	1.9540	10600.	81	23908	No
94	GOM_NL__2PRFIN20060926_084302_000000432051_00307_23908_2122.N1	26-SEP-2006 08:43:02	Dark	43.000	41	Eps Car	1.8600	4100.0	86	23908	No
95	GOM_NL__2PRFIN20060926_085511_000000382051_00308_23909_2105.N1	26-SEP-2006 08:55:11	Dark	38.000	143	Alp Hyi	2.8570	7200.0	76	23909	No
96	GOM_NL__2PRFIN20060926_085639_000000472051_00308_23909_2106.N1	26-SEP-2006 08:56:39	Dark	46.500	9	Alp Eri	0.45300	24000.	93	23909	No
97	GOM_NL__2PRFIN20060926_090220_000000502051_00308_23909_2107.N1	26-SEP-2006 09:02:20	Straylight	49.500	63	Bet Gru	2.1500	2800.0	99	23909	No
98	GOM_NL__2PRFIN20060926_090656_000000432051_00308_23909_2108.N1	26-SEP-2006 09:06:56	Straylight	42.500	18	24Alp PsA	1.1660	9700.0	85	23909	No
99	GOM_NL__2PRFIN20060926_091536_000000372051_00308_23909_2109.N1	26-SEP-2006 09:15:36	Bright	37.000	162	34Alp Aqr	2.9440	5350.0	74	23909	No
100	GOM_NL__2PRFIN20060926_091934_000000382051_00308_23909_2110.N1	26-SEP-2006 09:19:34	Bright	37.500	90	54Alp Peg	2.4870	11000.	75	23909	No
101	GOM_NL__2PRFIN20060926_092316_000000362051_00308_23909_2111.N1	26-SEP-2006 09:23:16	Bright	35.500	93	53Bet Peg	2.5200	3100.0	71	23909	No

102	GOM_NL__2PRFIN20060926_093315_000000362051_00308_23909_2112.N1	26-SEP-2006 09:33:15	Bright	35.500	89	5Alp Cep	2.4510	8000.0	71	23909	No
103	GOM_NL__2PRFIN20060926_094037_000000362051_00308_23909_2113.N1	26-SEP-2006 09:40:37	Bright	35.500	49	1Alp UMi	1.9900	6300.0	71	23909	No
104	GOM_NL__2PRFIN20060926_094219_000000362051_00308_23909_2114.N1	26-SEP-2006 09:42:19	Bright	35.500	60	7Bet UMi	2.0810	3950.0	71	23909	No
105	GOM_NL__2PRFIN20060926_094824_000000372051_00308_23909_2115.N1	26-SEP-2006 09:48:24	Bright	36.500	36	50Alp UMa	1.8000	6300.0	73	23909	No
106	GOM_NL__2PRFIN20060926_094953_000000332051_00308_23909_2116.N1	26-SEP-2006 09:49:53	Bright	33.000	82	48Bet UMa	2.3650	10600.	66	23909	No
107	GOM_NL__2PRFIN20060926_095303_000000342051_00308_23909_2117.N1	26-SEP-2006 09:53:03	Bright	34.000	174	52Psi UMa	3.0040	4400.0	68	23909	No
108	GOM_NL__2PRFIN20060926_095942_000000332051_00308_23909_2118.N1	26-SEP-2006 09:59:42	Bright	32.500	166	17Eps Leo	2.9800	6000.0	65	23909	No
109	GOM_NL__2PRFIN20060926_100904_000000402051_00308_23909_2119.N1	26-SEP-2006 10:09:04	Twilight	40.000	48	30Alp Hya	1.9770	4100.0	80	23909	No
110	GOM_NL__2PRFIN20060926_101845_000000422051_00308_23909_2120.N1	26-SEP-2006 10:18:45	Dark	42.000	65	Lam Vel	2.2040	4400.0	84	23909	No
111	GOM_NL__2PRFIN20060926_102204_000000362051_00308_23909_2121.N1	26-SEP-2006 10:22:04	Dark	36.000	46	Del Vel	1.9540	10600.	72	23909	No
112	GOM_NL__2PRFIN20060926_102338_000000452051_00308_23909_2122.N1	26-SEP-2006 10:23:38	Dark	44.500	41	Eps Car	1.8600	4100.0	89	23909	No
113	GOM_NL__2PRFIN20060926_103547_000000382051_00309_23910_2105.N1	26-SEP-2006 10:35:47	Dark	38.000	143	Alp Hyi	2.8570	7200.0	76	23910	No
114	GOM_NL__2PRFIN20060926_103715_000000422051_00309_23910_2106.N1	26-SEP-2006 10:37:15	Dark	41.500	9	Alp Eri	0.45300	24000.	83	23910	No
115	GOM_NL__2PRFIN20060926_104256_000000392051_00309_23910_2107.N1	26-SEP-2006 10:42:56	Straylight	38.500	63	Bet Gru	2.1500	2800.0	77	23910	No
116	GOM_NL__2PRFIN20060926_104732_000000422051_00309_23910_2108.N1	26-SEP-2006 10:47:32	Straylight	41.500	18	24Alp PsA	1.1660	9700.0	83	23910	No
117	GOM_NL__2PRFIN20060926_105612_000000382051_00309_23910_2109.N1	26-SEP-2006 10:56:12	Bright	37.500	162	34Alp Aqr	2.9440	5350.0	75	23910	No
118	GOM_NL__2PRFIN20060926_110010_000000362051_00309_23910_2110.N1	26-SEP-2006 11:00:10	Bright	35.500	90	54Alp Peg	2.4870	11000.	71	23910	No
119	GOM_NL__2PRFIN20060926_110351_000000372051_00309_23910_2111.N1	26-SEP-2006 11:03:51	Bright	36.500	93	53Bet Peg	2.5200	3100.0	73	23910	No
120	GOM_NL__2PRFIN20060926_111351_000000362051_00309_23910_2112.N1	26-SEP-2006 11:13:51	Bright	35.500	89	5Alp Cep	2.4510	8000.0	71	23910	No
121	GOM_NL__2PRFIN20060926_112112_000000352051_00309_23910_2113.N1	26-SEP-2006 11:21:12	Bright	35.000	49	1Alp UMi	1.9900	6300.0	70	23910	No
122	GOM_NL__2PRFIN20060926_112255_000000362051_00309_23910_2114.N1	26-SEP-2006 11:22:55	Bright	35.500	60	7Bet UMi	2.0810	3950.0	71	23910	No
123	GOM_NL__2PRFIN20060926_112900_000000362051_00309_23910_2115.N1	26-SEP-2006 11:29:00	Bright	35.500	36	50Alp UMa	1.8000	6300.0	71	23910	No
124	GOM_NL__2PRFIN20060926_113029_000000342051_00309_23910_2116.N1	26-SEP-2006 11:30:29	Bright	34.000	82	48Bet UMa	2.3650	10600.	68	23910	No
125	GOM_NL__2PRFIN20060926_113339_000000382051_00309_23910_2117.N1	26-SEP-2006 11:33:39	Bright	37.500	174	52Psi UMa	3.0040	4400.0	75	23910	No
126	GOM_NL__2PRFIN20060926_114018_000000332051_00309_23910_2118.N1	26-SEP-2006 11:40:18	Bright	33.000	166	17Eps Leo	2.9800	6000.0	66	23910	No
127	GOM_NL__2PRFIN20060926_114940_000000392051_00309_23910_2119.N1	26-SEP-2006 11:49:40	Twilight	38.500	48	30Alp Hya	1.9770	4100.0	77	23910	No
128	GOM_NL__2PRFIN20060926_115921_000000442051_00309_23910_2120.N1	26-SEP-2006 11:59:21	Dark	44.000	65	Lam Vel	2.2040	4400.0	88	23910	No
129	GOM_NL__2PRFIN20060926_120240_000000372051_00309_23910_2121.N1	26-SEP-2006 12:02:40	Dark	37.000	46	Del Vel	1.9540	10600.	74	23910	No
130	GOM_NL__2PRFIN20060926_120415_000000502051_00309_23910_2122.N1	26-SEP-2006 12:04:15	Dark	50.000	41	Eps Car	1.8600	4100.0	100	23910	No
131	GOM_NL__2PRFIN20060926_121624_000000382051_00310_23911_2105.N1	26-SEP-2006 12:16:24	Dark	37.500	143	Alp Hyi	2.8570	7200.0	75	23911	No
132	GOM_NL__2PRFIN20060926_121751_000000402051_00310_23911_2106.N1	26-SEP-2006 12:17:51	Dark	40.000	9	Alp Eri	0.45300	24000.	80	23911	No
133	GOM_NL__2PRFIN20060926_122332_000000462051_00310_23911_2107.N1	26-SEP-2006 12:23:32	Straylight	45.500	63	Bet Gru	2.1500	2800.0	91	23911	No
134	GOM_NL__2PRFIN20060926_122808_000000432051_00310_23911_2108.N1	26-SEP-2006 12:28:08	Straylight	42.500	18	24Alp PsA	1.1660	9700.0	85	23911	No
135	GOM_NL__2PRFIN20060926_123648_000000372051_00310_23911_2109.N1	26-SEP-2006 12:36:48	Bright	36.500	162	34Alp Aqr	2.9440	5350.0	73	23911	No
136	GOM_NL__2PRFIN20060926_124045_000000362051_00310_23911_2110.N1	26-SEP-2006 12:40:45	Bright	35.500	90	54Alp Peg	2.4870	11000.	71	23911	No
137	GOM_NL__2PRFIN20060926_124427_000000372051_00310_23911_2111.N1	26-SEP-2006 12:44:27	Bright	36.500	93	53Bet Peg	2.5200	3100.0	73	23911	No
138	GOM_NL__2PRFIN20060926_125427_000000352051_00310_23911_2112.N1	26-SEP-2006 12:54:27	Bright	35.000	89	5Alp Cep	2.4510	8000.0	70	23911	No
139	GOM_NL__2PRFIN20060926_130148_000000362051_00310_23911_2113.N1	26-SEP-2006 13:01:48	Bright	35.500	49	1Alp UMi	1.9900	6300.0	71	23911	No
140	GOM_NL__2PRFIN20060926_130332_000000372051_00310_23911_2114.N1	26-SEP-2006 13:03:32	Bright	36.500	60	7Bet UMi	2.0810	3950.0	73	23911	No
141	GOM_NL__2PRFIN20060926_130936_000000372051_00310_23911_2115.N1	26-SEP-2006 13:09:36	Bright	37.000	36	50Alp UMa	1.8000	6300.0	74	23911	No
142	GOM_NL__2PRFIN20060926_131105_000000352051_00310_23911_2116.N1	26-SEP-2006 13:11:05	Bright	34.500	82	48Bet UMa	2.3650	10600.	69	23911	No
143	GOM_NL__2PRFIN20060926_131415_000000332051_00310_23911_2117.N1	26-SEP-2006 13:14:15	Bright	32.500	174	52Psi UMa	3.0040	4400.0	65	23911	No
144	GOM_NL__2PRFIN20060926_132054_000000342051_00310_23911_2118.N1	26-SEP-2006 13:20:54	Bright	34.000	166	17Eps Leo	2.9800	6000.0	68	23911	No
145	GOM_NL__2PRFIN20060926_133016_000000462051_00310_23911_2119.N1	26-SEP-2006 13:30:16	Twilight	45.500	48	30Alp Hya	1.9770	4100.0	91	23911	No
146	GOM_NL__2PRFIN20060926_133958_000000422051_00310_23911_2120.N1	26-SEP-2006 13:39:58	Dark	41.500	65	Lam Vel	2.2040	4400.0	83	23911	No
147	GOM_NL__2PRFIN20060926_134316_000000442051_00310_23911_2121.N1	26-SEP-2006 13:43:16	Dark	43.500	46	Del Vel	1.9540	10600.	87	23911	No
148	GOM_NL__2PRFIN20060926_134451_000000462051_00310_23911_2122.N1	26-SEP-2006 13:44:51	Dark	46.000	41	Eps Car	1.8600	4100.0	92	23911	No
149	GOM_NL__2PRFIN20060926_135700_000000372051_00311_23912_2105.N1	26-SEP-2006 13:57:00	Dark	37.000	143	Alp Hyi	2.8570	7200.0	74	23912	No
150	GOM_NL__2PRFIN20060926_135828_000000502051_00311_23912_2106.N1	26-SEP-2006 13:58:28	Dark	49.500	9	Alp Eri	0.45300	24000.	99	23912	No
151	GOM_NL__2PRFIN20060926_140408_000000442051_00311_23912_2107.N1	26-SEP-2006 14:04:08	Straylight	44.000	63	Bet Gru	2.1500	2800.0	88	23912	No
152	GOM_NL__2PRFIN20060926_140844_000000422051_00311_23912_2108.N1	26-SEP-2006 14:08:44	Straylight	41.500	18	24Alp PsA	1.1660	9700.0	83	23912	No
153	GOM_NL__2PRFIN20060926_141724_000000372051_00311_23912_2109.N1	26-SEP-2006 14:17:24	Bright	37.000	162	34Alp Aqr	2.9440	5350.0	74	23912	No
154	GOM_NL__2PRFIN20060926_142121_000000372051_00311_23912_2110.N1	26-SEP-2006 14:21:21	Bright	36.500	90	54Alp Peg	2.4870	11000.	73	23912	No
155	GOM_NL__2PRFIN20060926_142503_000000362051_00311_23912_2111.N1	26-SEP-2006 14:25:03	Bright	36.000	93	53Bet Peg	2.5200	3100.0	72	23912	No
156	GOM_NL__2PRFIN20060926_143503_000000352051_00311_23912_2112.N1	26-SEP-2006 14:35:03	Bright	35.000	89	5Alp Cep	2.4510	8000.0	70	23912	No
157	GOM_NL__2PRFIN20060926_144224_000000342051_00311_23912_2113.N1	26-SEP-2006 14:42:24	Bright	33.500	49	1Alp UMi	1.9900	6300.0	67	23912	No
158	GOM_NL__2PRFIN20060926_144408_000000362051_00311_23912_2114.N1	26-SEP-2006 14:44:08	Bright	35.500	60	7Bet UMi	2.0810	3950.0	71	23912	No
159	GOM_NL__2PRFIN20060926_145012_000000372051_00311_23912_2115.N1	26-SEP-2006 14:50:12	Bright	36.500	36	50Alp UMa	1.8000	6300.0	73	23912	No
160	GOM_NL__2PRFIN20060926_145141_000000352051_00311_23912_2116.N1	26-SEP-2006 14:51:41	Bright	34.500	82	48Bet UMa	2.3650	10600.	69	23912	No

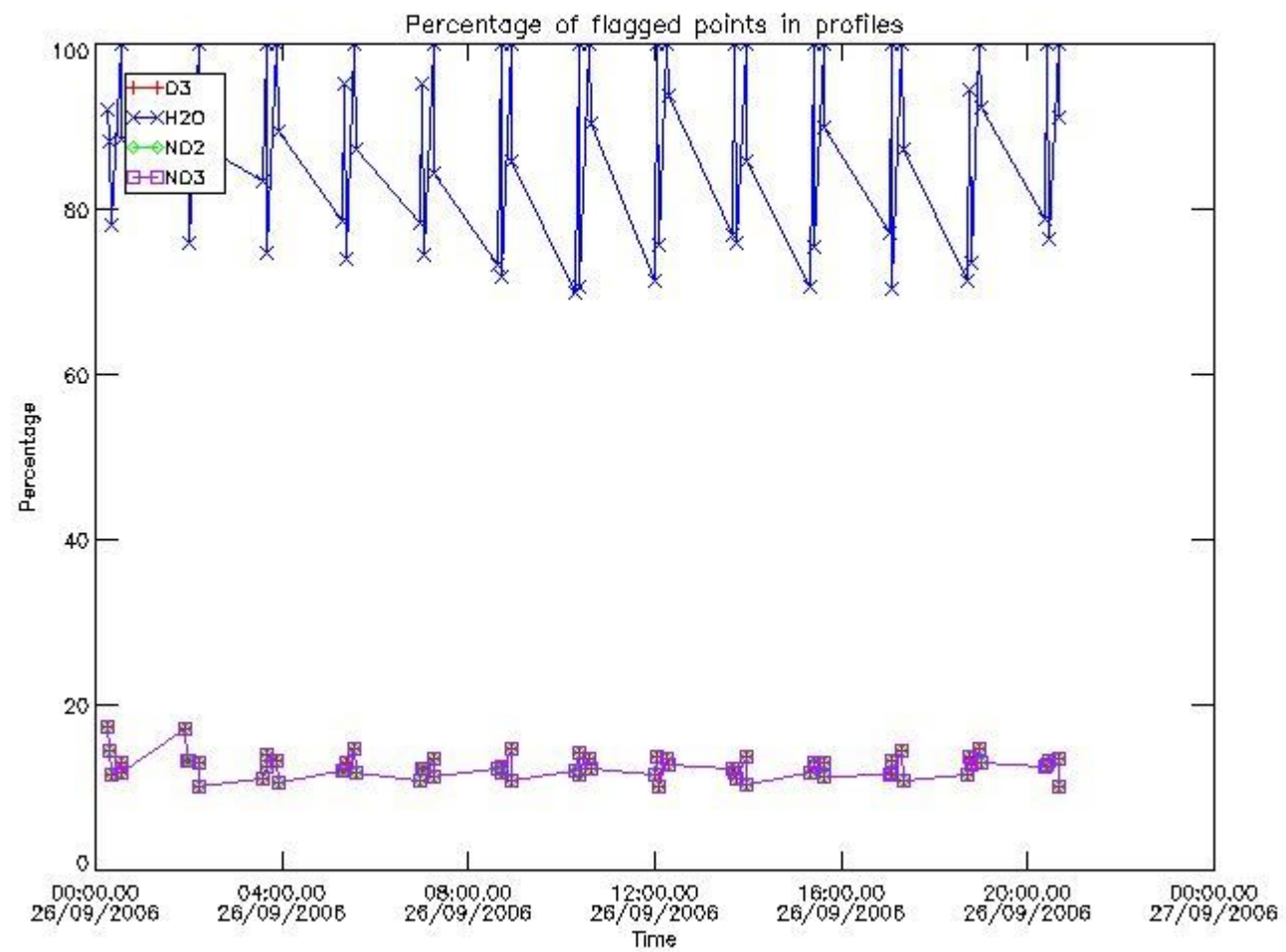
161	GOM_NL__2PRFIN20060926_145451_000000342051_00311_23912_2117.N1	26-SEP-2006 14:54:51	Bright	34.000	174	52Psi UMa	3.0040	4400.0	68	23912	No
162	GOM_NL__2PRFIN20060926_150130_000000342051_00311_23912_2118.N1	26-SEP-2006 15:01:30	Bright	34.000	166	17Eps Leo	2.9800	6000.0	68	23912	No
163	GOM_NL__2PRFIN20060926_151053_000000442051_00311_23912_2119.N1	26-SEP-2006 15:10:53	Twilight	44.000	48	30Alp Hya	1.9770	4100.0	88	23912	No
164	GOM_NL__2PRFIN20060926_152034_000000432051_00311_23912_2120.N1	26-SEP-2006 15:20:34	Dark	43.000	65	Lam Vel	2.2040	4400.0	86	23912	No
165	GOM_NL__2PRFIN20060926_152352_000000412051_00311_23912_2121.N1	26-SEP-2006 15:23:52	Dark	41.000	46	Del Vel	1.9540	10600.	82	23912	No
166	GOM_NL__2PRFIN20060926_152527_000000392051_00311_23912_2122.N1	26-SEP-2006 15:25:27	Dark	39.000	41	Eps Car	1.8600	4100.0	78	23912	No
167	GOM_NL__2PRFIN20060926_153736_000000392051_00312_23913_2125.N1	26-SEP-2006 15:37:36	Dark	39.000	143	Alp Hyi	2.8570	7200.0	78	23913	No
168	GOM_NL__2PRFIN20060926_153904_000000452051_00312_23913_2126.N1	26-SEP-2006 15:39:04	Dark	45.000	9	Alp Eri	0.45300	24000.	90	23913	No
169	GOM_NL__2PRFIN20060926_154444_000000492051_00312_23913_2127.N1	26-SEP-2006 15:44:44	Straylight	48.500	63	Bet Gru	2.1500	2800.0	97	23913	No
170	GOM_NL__2PRFIN20060926_154920_000000422051_00312_23913_2128.N1	26-SEP-2006 15:49:20	Straylight	41.500	18	24Alp PsA	1.1660	9700.0	83	23913	No
171	GOM_NL__2PRFIN20060926_155800_000000372051_00312_23913_2129.N1	26-SEP-2006 15:58:00	Bright	37.000	162	34Alp Aqr	2.9440	5350.0	74	23913	No
172	GOM_NL__2PRFIN20060926_160157_000000372051_00312_23913_2130.N1	26-SEP-2006 16:01:57	Bright	37.000	90	54Alp Peg	2.4870	11000.	74	23913	No
173	GOM_NL__2PRFIN20060926_160539_000000382051_00312_23913_2131.N1	26-SEP-2006 16:05:39	Bright	37.500	93	53Bet Peg	2.5200	3100.0	75	23913	No
174	GOM_NL__2PRFIN20060926_161539_000000352051_00312_23913_2132.N1	26-SEP-2006 16:15:39	Bright	34.500	89	5Alp Cep	2.4510	8000.0	69	23913	No
175	GOM_NL__2PRFIN20060926_162300_000000352051_00312_23913_2133.N1	26-SEP-2006 16:23:00	Bright	35.000	49	1Alp UMi	1.9900	6300.0	70	23913	No
176	GOM_NL__2PRFIN20060926_162444_000000372051_00312_23913_2134.N1	26-SEP-2006 16:24:44	Bright	36.500	60	7Bet UMi	2.0810	3950.0	73	23913	No
177	GOM_NL__2PRFIN20060926_163048_000000342051_00312_23913_2135.N1	26-SEP-2006 16:30:48	Bright	33.500	36	50Alp UMa	1.8000	6300.0	67	23913	No
178	GOM_NL__2PRFIN20060926_163217_000000332051_00312_23913_2136.N1	26-SEP-2006 16:32:17	Bright	33.000	82	48Bet UMa	2.3650	10600.	66	23913	No
179	GOM_NL__2PRFIN20060926_163527_000000342051_00312_23913_2137.N1	26-SEP-2006 16:35:27	Bright	33.500	174	52Psi UMa	3.0040	4400.0	67	23913	No
180	GOM_NL__2PRFIN20060926_164206_000000332051_00312_23913_2138.N1	26-SEP-2006 16:42:06	Bright	33.000	166	17Eps Leo	2.9800	6000.0	66	23913	No
181	GOM_NL__2PRFIN20060926_165129_000000452051_00312_23913_2139.N1	26-SEP-2006 16:51:29	Twilight	44.500	48	30Alp Hya	1.9770	4100.0	89	23913	No
182	GOM_NL__2PRFIN20060926_170110_000000442051_00312_23913_2140.N1	26-SEP-2006 17:01:10	Dark	44.000	65	Lam Vel	2.2040	4400.0	88	23913	No
183	GOM_NL__2PRFIN20060926_170429_000000392051_00312_23913_2141.N1	26-SEP-2006 17:04:29	Dark	38.500	46	Del Vel	1.9540	10600.	77	23913	No
184	GOM_NL__2PRFIN20060926_170603_000000482051_00312_23913_2142.N1	26-SEP-2006 17:06:03	Dark	47.500	41	Eps Car	1.8600	4100.0	95	23913	No
185	GOM_NL__2PRFIN20060926_171813_000000392051_00313_23914_2125.N1	26-SEP-2006 17:18:13	Dark	38.500	143	Alp Hyi	2.8570	7200.0	77	23914	No
186	GOM_NL__2PRFIN20060926_171940_000000482051_00313_23914_2126.N1	26-SEP-2006 17:19:40	Dark	47.500	9	Alp Eri	0.45300	24000.	95	23914	No
187	GOM_NL__2PRFIN20060926_172520_000000452051_00313_23914_2127.N1	26-SEP-2006 17:25:20	Straylight	44.500	63	Bet Gru	2.1500	2800.0	89	23914	No
188	GOM_NL__2PRFIN20060926_172956_000000392051_00313_23914_2128.N1	26-SEP-2006 17:29:56	Straylight	38.500	18	24Alp PsA	1.1660	9700.0	77	23914	No
189	GOM_NL__2PRFIN20060926_173836_000000372051_00313_23914_2129.N1	26-SEP-2006 17:38:36	Bright	36.500	162	34Alp Aqr	2.9440	5350.0	73	23914	No
190	GOM_NL__2PRFIN20060926_174233_000000362051_00313_23914_2130.N1	26-SEP-2006 17:42:33	Bright	35.500	90	54Alp Peg	2.4870	11000.	71	23914	No
191	GOM_NL__2PRFIN20060926_174615_000000372051_00313_23914_2131.N1	26-SEP-2006 17:46:15	Bright	37.000	93	53Bet Peg	2.5200	3100.0	74	23914	No
192	GOM_NL__2PRFIN20060926_175615_000000352051_00313_23914_2132.N1	26-SEP-2006 17:56:15	Bright	35.000	89	5Alp Cep	2.4510	8000.0	70	23914	No
193	GOM_NL__2PRFIN20060926_180336_000000522051_00313_23914_2133.N1	26-SEP-2006 18:03:36	Bright	52.000	49	1Alp UMi	1.9900	6300.0	104	23914	No
194	GOM_NL__2PRFIN20060926_180520_000000532051_00313_23914_2134.N1	26-SEP-2006 18:05:20	Bright	53.000	60	7Bet UMi	2.0810	3950.0	106	23914	No
195	GOM_NL__2PRFIN20060926_181124_000000342051_00313_23914_2135.N1	26-SEP-2006 18:11:24	Bright	33.500	36	50Alp UMa	1.8000	6300.0	67	23914	No
196	GOM_NL__2PRFIN20060926_181253_000000352051_00313_23914_2136.N1	26-SEP-2006 18:12:53	Bright	35.000	82	48Bet UMa	2.3650	10600.	70	23914	No
197	GOM_NL__2PRFIN20060926_181604_000000352051_00313_23914_2137.N1	26-SEP-2006 18:16:04	Bright	34.500	174	52Psi UMa	3.0040	4400.0	69	23914	No
198	GOM_NL__2PRFIN20060926_182242_000000332051_00313_23914_2138.N1	26-SEP-2006 18:22:42	Bright	32.500	166	17Eps Leo	2.9800	6000.0	65	23914	No
199	GOM_NL__2PRFIN20060926_183205_000000462051_00313_23914_2139.N1	26-SEP-2006 18:32:05	Twilight	45.500	48	30Alp Hya	1.9770	4100.0	91	23914	No
200	GOM_NL__2PRFIN20060926_184147_000000442051_00313_23914_2140.N1	26-SEP-2006 18:41:47	Dark	44.000	65	Lam Vel	2.2040	4400.0	88	23914	No
201	GOM_NL__2PRFIN20060926_184505_000000372051_00313_23914_2141.N1	26-SEP-2006 18:45:05	Dark	37.000	46	Del Vel	1.9540	10600.	74	23914	No
202	GOM_NL__2PRFIN20060926_184640_000000442051_00313_23914_2142.N1	26-SEP-2006 18:46:40	Dark	44.000	41	Eps Car	1.8600	4100.0	88	23914	No
203	GOM_NL__2PRFIN20060926_185849_000000382051_00314_23915_2125.N1	26-SEP-2006 18:58:49	Dark	38.000	143	Alp Hyi	2.8570	7200.0	76	23915	No
204	GOM_NL__2PRFIN20060926_190017_000000392051_00314_23915_2126.N1	26-SEP-2006 19:00:17	Dark	39.000	9	Alp Eri	0.45300	24000.	78	23915	No
205	GOM_NL__2PRFIN20060926_190556_000000512051_00314_23915_2127.N1	26-SEP-2006 19:05:56	Straylight	51.000	63	Bet Gru	2.1500	2800.0	102	23915	No
206	GOM_NL__2PRFIN20060926_191033_000000412051_00314_23915_2128.N1	26-SEP-2006 19:10:33	Straylight	41.000	18	24Alp PsA	1.1660	9700.0	82	23915	No
207	GOM_NL__2PRFIN20060926_191912_000000382051_00314_23915_2129.N1	26-SEP-2006 19:19:12	Bright	37.500	162	34Alp Aqr	2.9440	5350.0	75	23915	No
208	GOM_NL__2PRFIN20060926_192309_000000362051_00314_23915_2130.N1	26-SEP-2006 19:23:09	Bright	36.000	90	54Alp Peg	2.4870	11000.	72	23915	No
209	GOM_NL__2PRFIN20060926_192651_000000352051_00314_23915_2131.N1	26-SEP-2006 19:26:51	Bright	35.000	93	53Bet Peg	2.5200	3100.0	70	23915	No
210	GOM_NL__2PRFIN20060926_193651_000000432051_00314_23915_2132.N1	26-SEP-2006 19:36:51	Bright	43.000	89	5Alp Cep	2.4510	8000.0	86	23915	No
211	GOM_NL__2PRFIN20060926_194412_000000352051_00314_23915_2133.N1	26-SEP-2006 19:44:12	Bright	35.000	49	1Alp UMi	1.9900	6300.0	70	23915	No
212	GOM_NL__2PRFIN20060926_194557_000000372051_00314_23915_2134.N1	26-SEP-2006 19:45:57	Bright	37.000	60	7Bet UMi	2.0810	3950.0	74	23915	No
213	GOM_NL__2PRFIN20060926_195200_000000372051_00314_23915_2135.N1	26-SEP-2006 19:52:00	Bright	36.500	36	50Alp UMa	1.8000	6300.0	73	23915	No
214	GOM_NL__2PRFIN20060926_195329_000000392051_00314_23915_2136.N1	26-SEP-2006 19:53:29	Bright	39.000	82	48Bet UMa	2.3650	10600.	78	23915	No
215	GOM_NL__2PRFIN20060926_195640_000000342051_00314_23915_2137.N1	26-SEP-2006 19:56:40	Bright	34.000	174	52Psi UMa	3.0040	4400.0	68	23915	No
216	GOM_NL__2PRFIN20060926_200318_000000342051_00314_23915_2138.N1	26-SEP-2006 20:03:18	Bright	34.000	166	17Eps Leo	2.9800	6000.0	68	23915	No
217	GOM_NL__2PRFIN20060926_201242_000000432051_00314_23915_2139.N1	26-SEP-2006 20:12:42	Twilight	42.500	48	30Alp Hya	1.9770	4100.0	85	23915	No
218	GOM_NL__2PRFIN20060926_202223_000000412051_00314_23915_2140.N1	26-SEP-2006 20:22:23	Dark	40.500	65	Lam Vel	2.2040	4400.0	81	23915	No
219	GOM_NL__2PRFIN20060926_202541_000000402051_00314_23915_2141.N1	26-SEP-2006 20:25:41	Dark	40.000	46	Del Vel	1.9540	10600.	80	23915	No

220	GOM_NL__2PRFIN20060926_202716_000000392051_00314_23915_2142.N1	26-SEP-2006 20:27:16	Dark	38.500	41	Eps Car	1.8600	4100.0	77	23915	No
221	GOM_NL__2PRFIN20060926_203926_000000382051_00315_23916_2125.N1	26-SEP-2006 20:39:26	Dark	37.500	143	Alp Hyi	2.8570	7200.0	75	23916	No
222	GOM_NL__2PRFIN20060926_204053_000000502051_00315_23916_2126.N1	26-SEP-2006 20:40:53	Dark	50.000	9	Alp Eri	0.45300	24000.	100	23916	No

### 3. Quality information per product


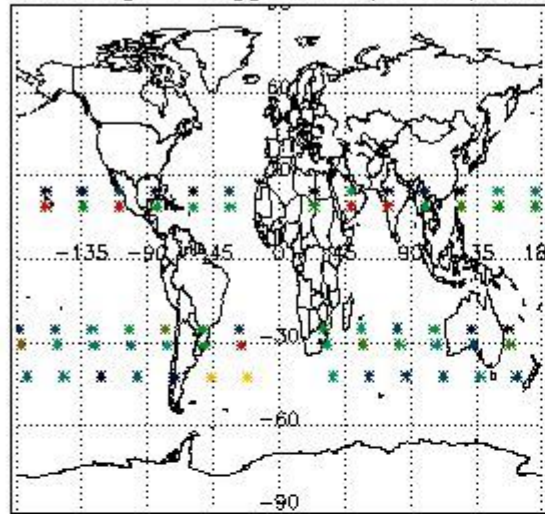
In this section it is plotted some information contained in the Quality Summary data set of the level 2 products. Only products in dark limb conditions and without errors (error flag in the MPH set to "0") are used.

#### 3.1 Plot quality information per product (time dependant)

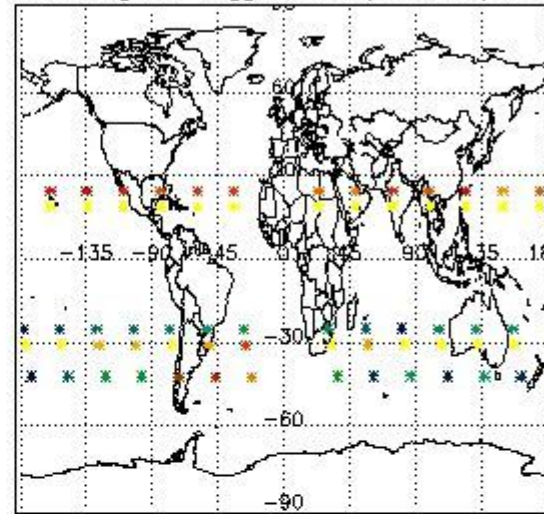


#### 3.2 Plot quality information per product (world map)


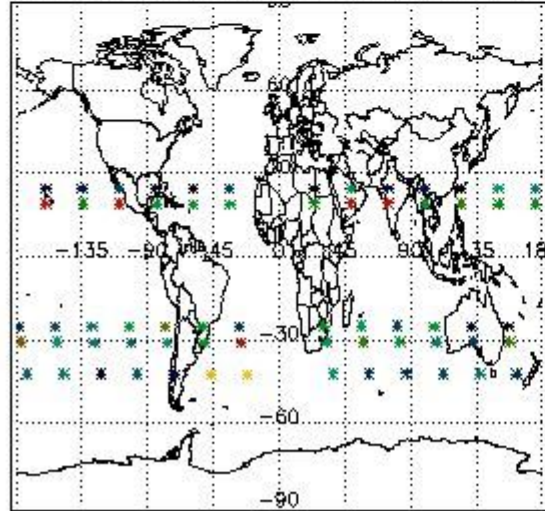
Percentage of flagged data per O3 profile



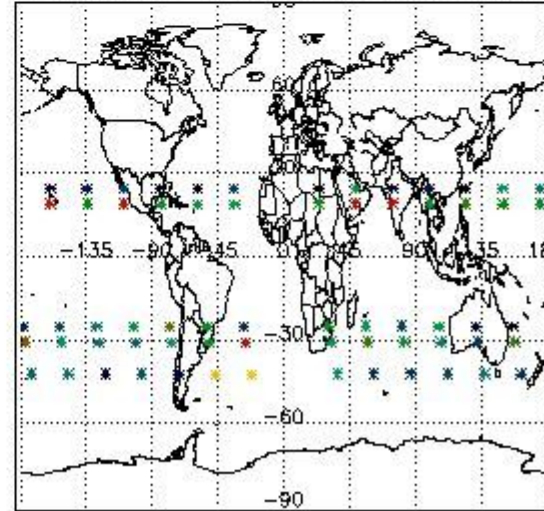
Percentage of flagged data per H2O profile



Percentage of flagged data per NO2 profile



Percentage of flagged data per NO3 profile

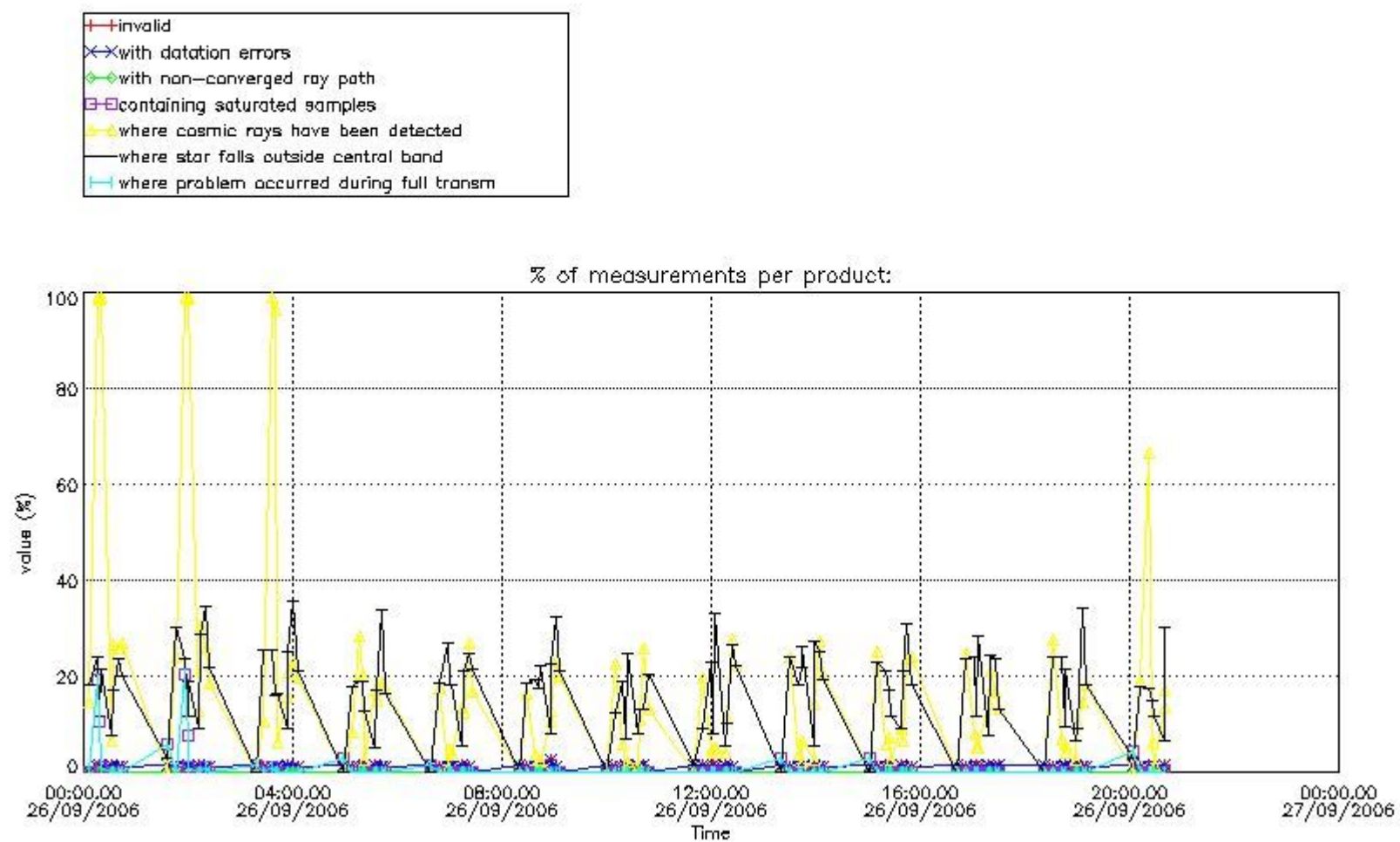


#### 4. Level 1 quality information per product

In this section it is plotted some information contained in the Quality Summary data set of the level 2 products that comes from the level 1b processing. Products without errors (error flag in the MPH set to "0") are used.

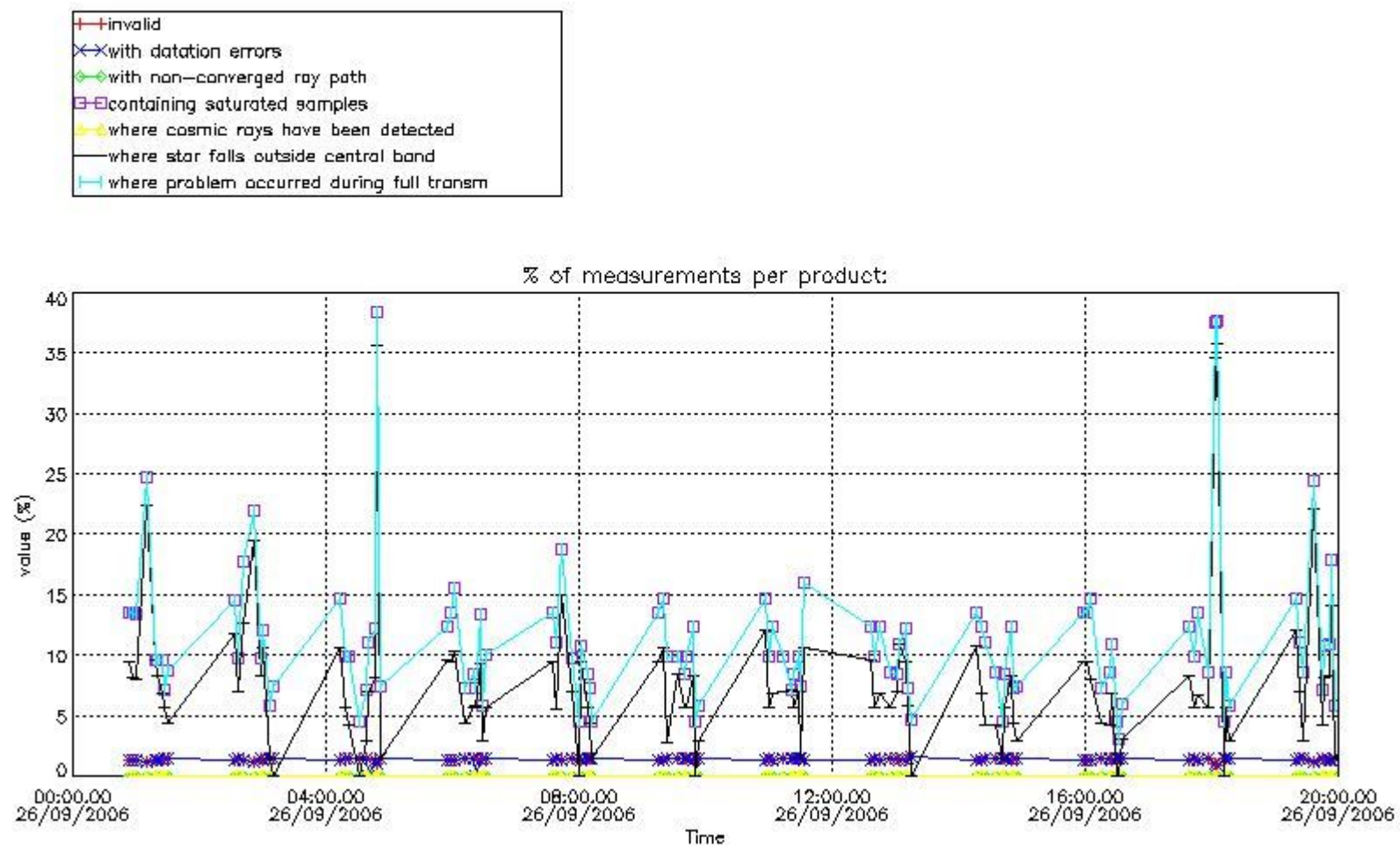
##### 4.1 Plot quality information per product (time dependant) coming from level 1b processing

###### 4.1.1 Plot level 1 quality information per product (time dependant): ENVISAT ASCENDING passes



4.1.2 Plot level 1 quality information per product (time dependant): ENVI SAT DESCENDING passes

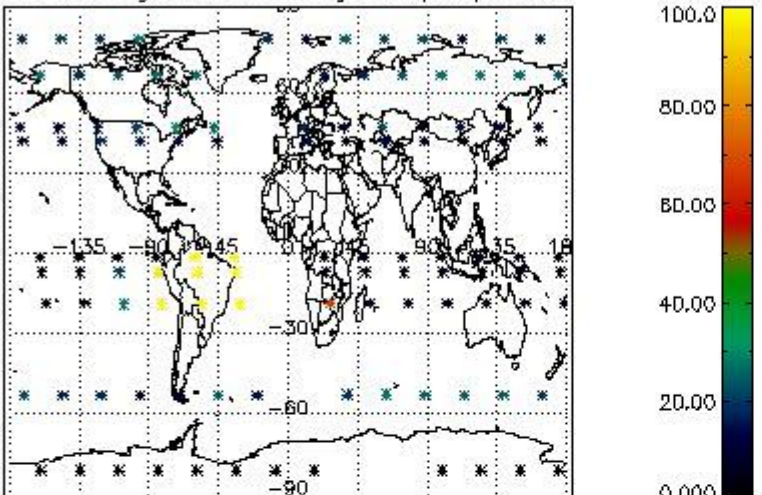




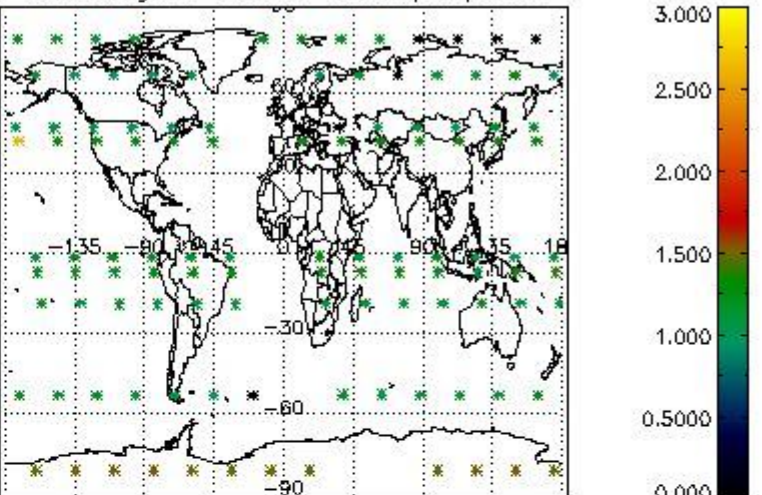
#### 4.2 Plot quality information per product coming from level 1b processing (world map)

##### 4.2.1 Plot level 1 quality information per product (world map): ENVISAT ASCENDING passes

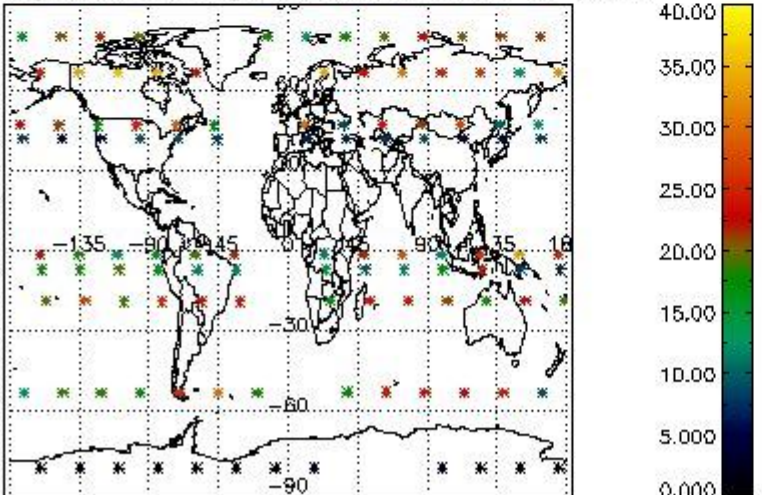
Percentage of cosmic ray hits per profile



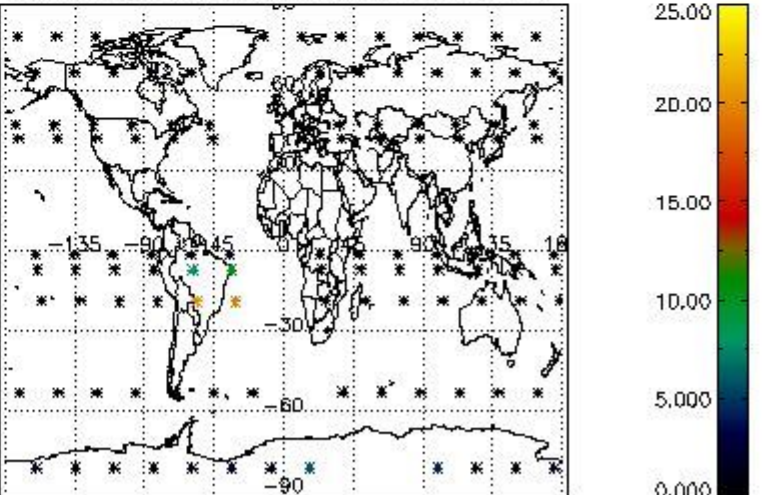
Percentage of datation errors per profile



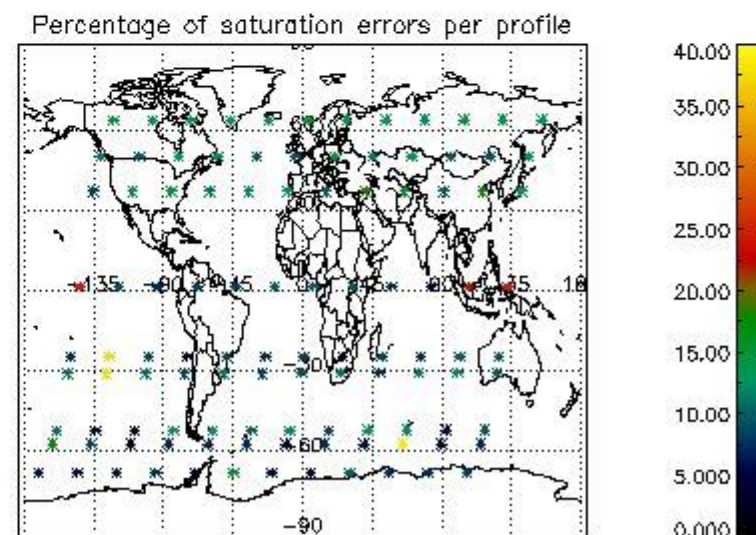
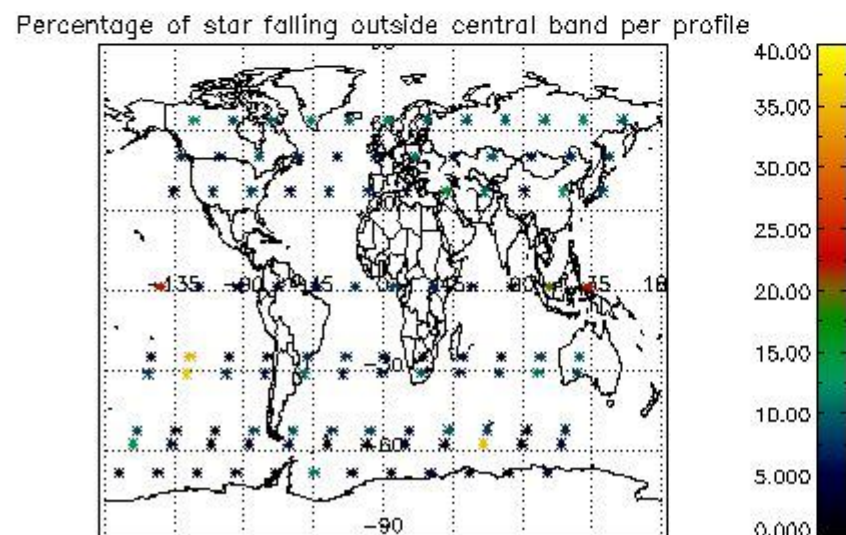
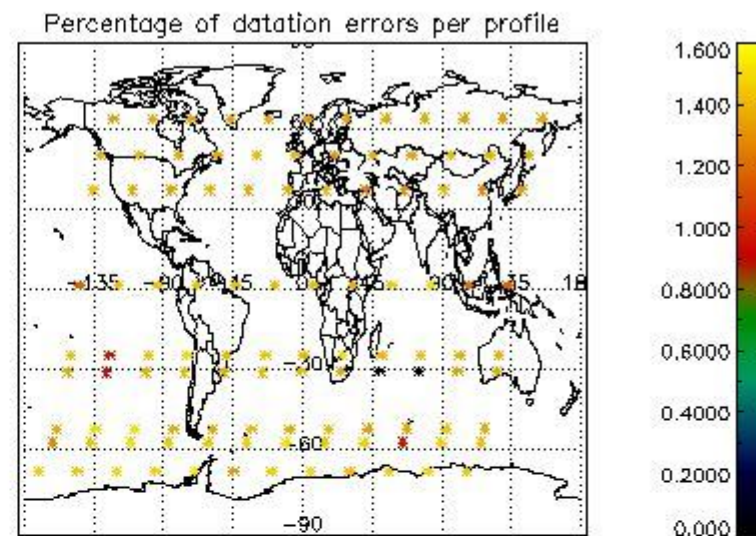
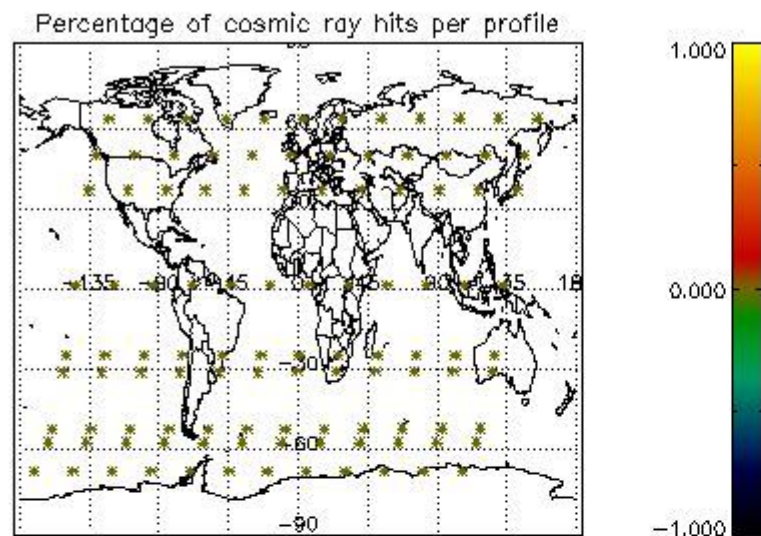
Percentage of star falling outside central band per profile



Percentage of saturation errors per profile



4.2.2 Plot level 1 quality information per product (world map): ENVISAT DESCENDING passes



## 5. Trace gas profiles

### 5.1 Ozone statistics based on quality of products

The final quality of the products can be "measured" using the STD (Standard Deviation) attached to every point profile. This information is written to the parameter GOM\_NL\_\_2P/NL\_LOCAL\_SPECIES\_DENSITY/o3\_std of the level 2 products. The table below shows the statistics for given STD ranges.

The statistics are given with respect to the overall valid production:

- Products without fatal errors: GOM\_NL\_\_2P/MPH/PRODUCT\_ERR=0
- Valid point profile: GOM\_NL\_\_2P/NL\_LOCAL\_SPECIES\_DENSITY/pcd(0)=0

The 'Criteria' is applied to valid points of dark limb products:

- Products in dark limb illumination condition: GOM\_NL\_\_2P/NL\_SUMMARY\_QUALITY/obs\_ill\_cond=0
- Products without fatal errors: GOM\_NL\_\_2P/MPH/PRODUCT\_ERR=0
- Valid point profile: GOM\_NL\_\_2P/NL\_LOCAL\_SPECIES\_DENSITY/pcd(0)=0

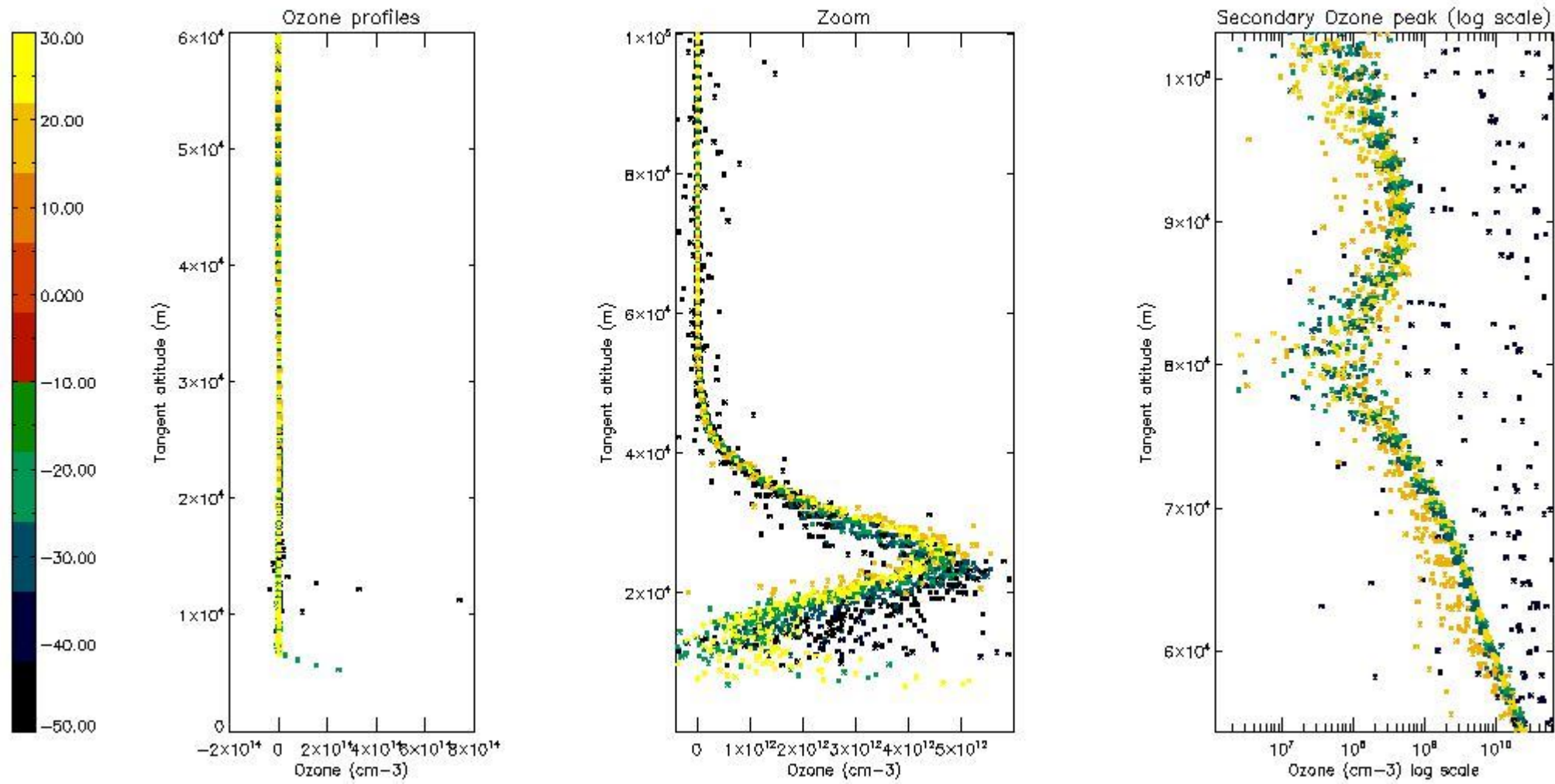
So, the table below shows the percentage of dark limb and valid observations for each criteria with respect to the overall valid daily observations.

Criteria	% of total production
All STD	32
STD < 20	16

STD < 10	13
STD < 5	6

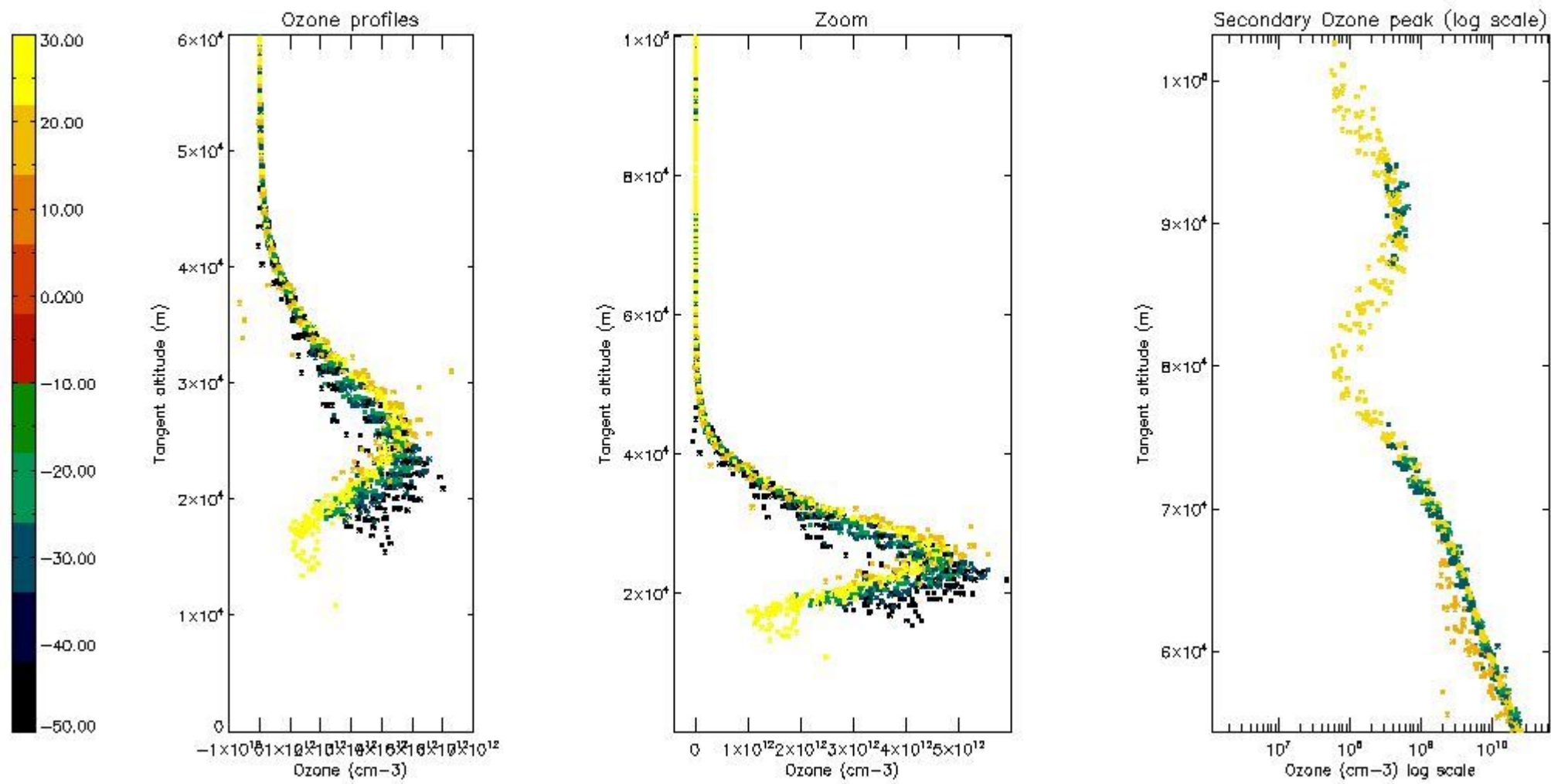
5.2 Plot ozone profiles for all STD (dark without errors)

The colorbar represents the latitude.



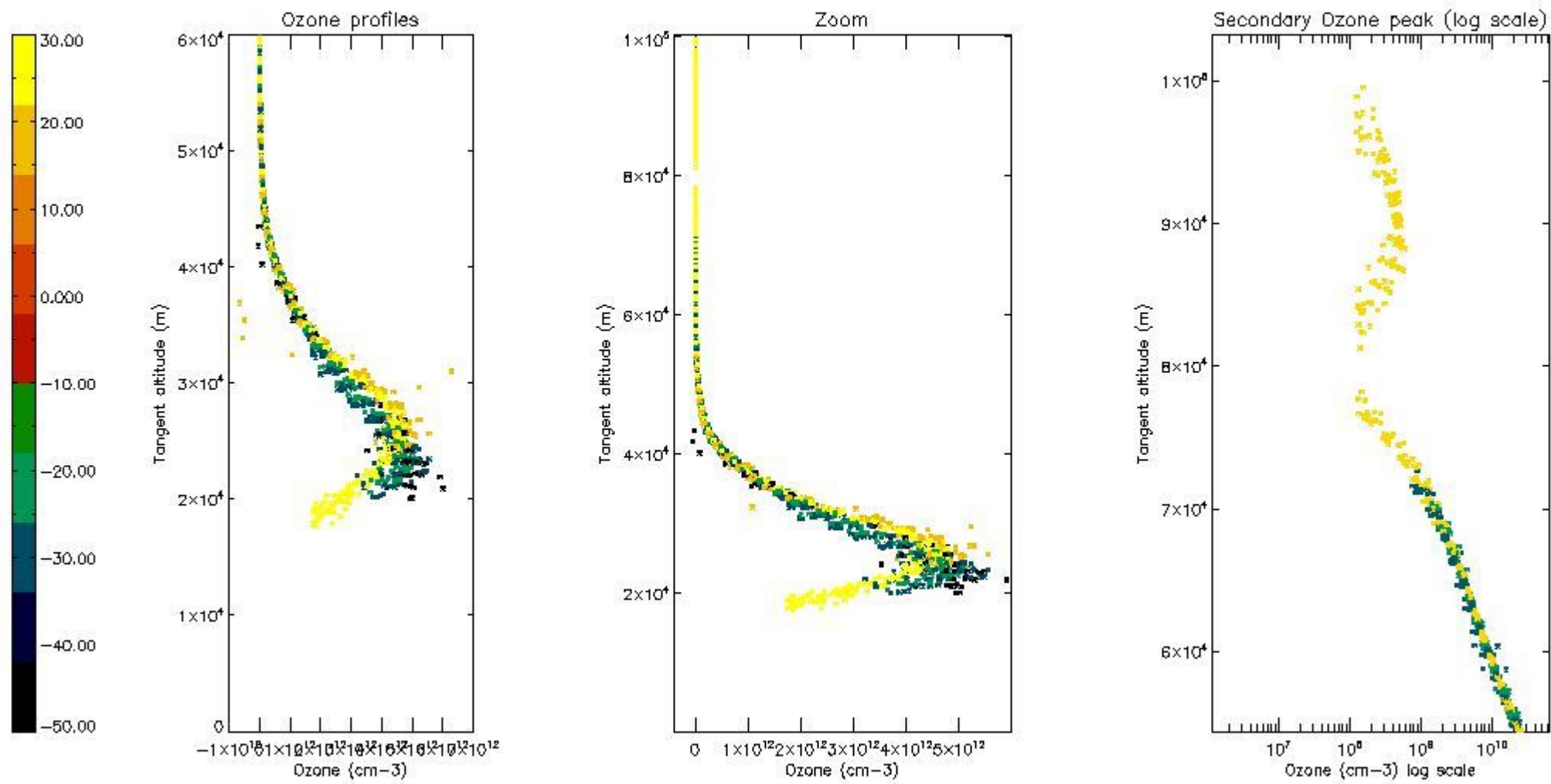
5.3 Plot ozone profiles where STD < 20% (dark without errors)

The colorbar represents the latitude.



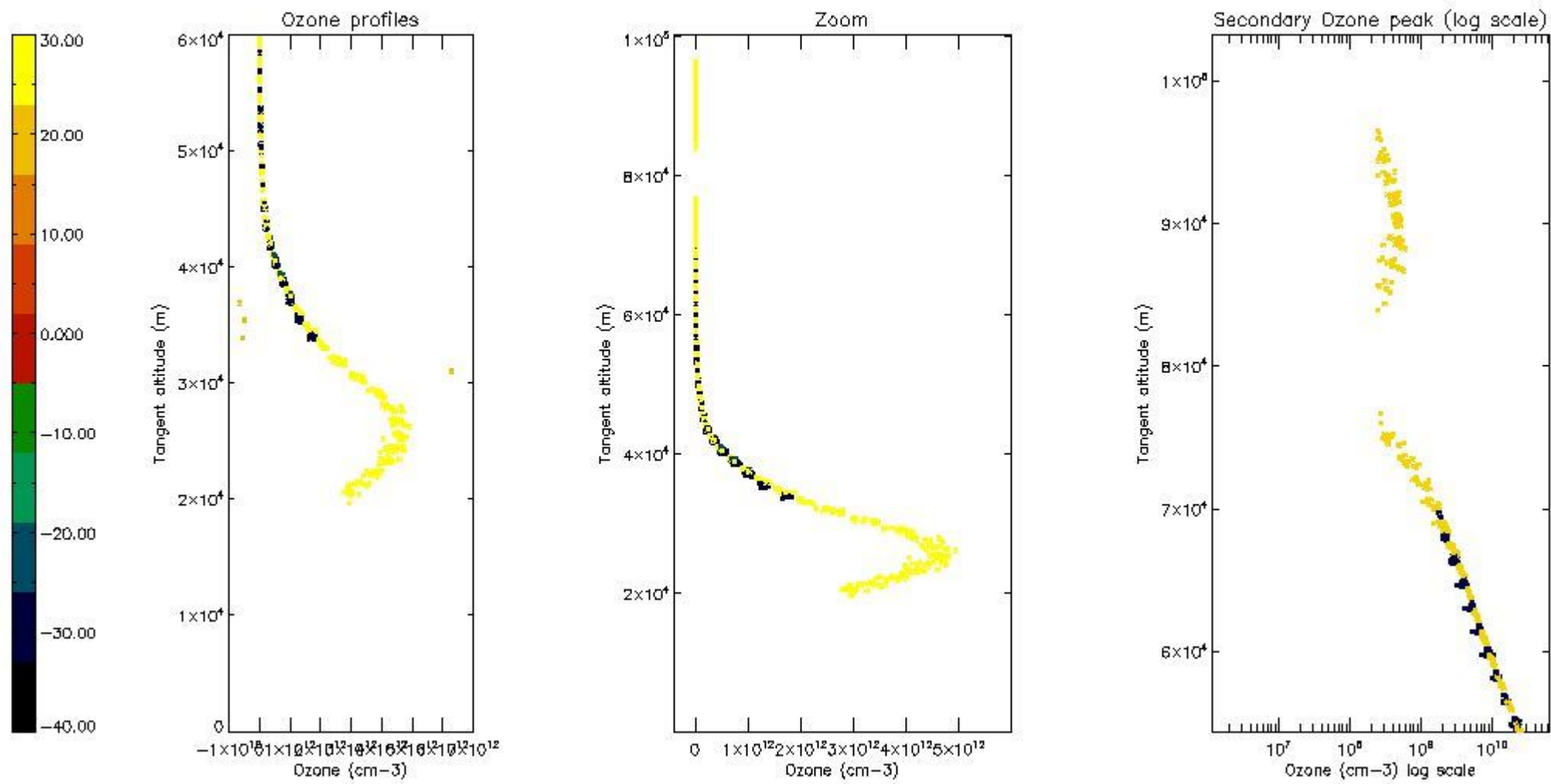
*5.4 Plot ozone profiles where STD < 10% (dark without errors)*

The colorbar represents the latitude.



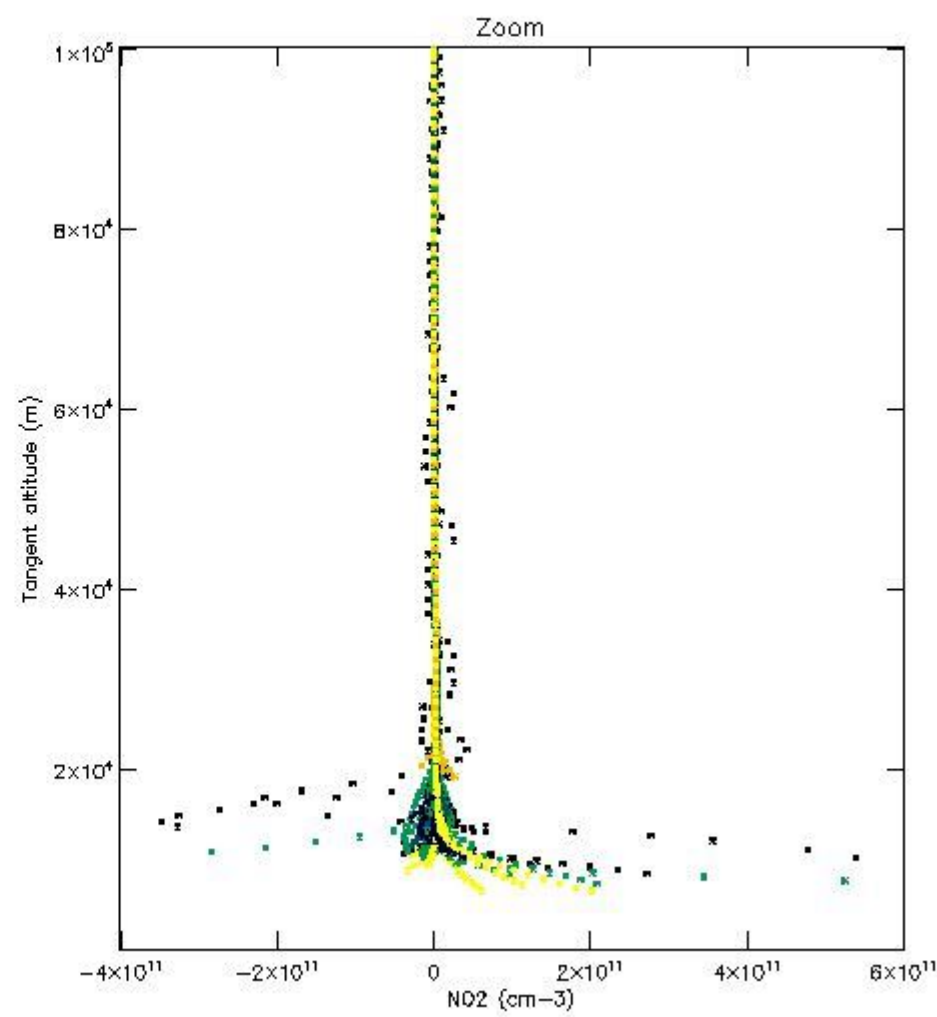
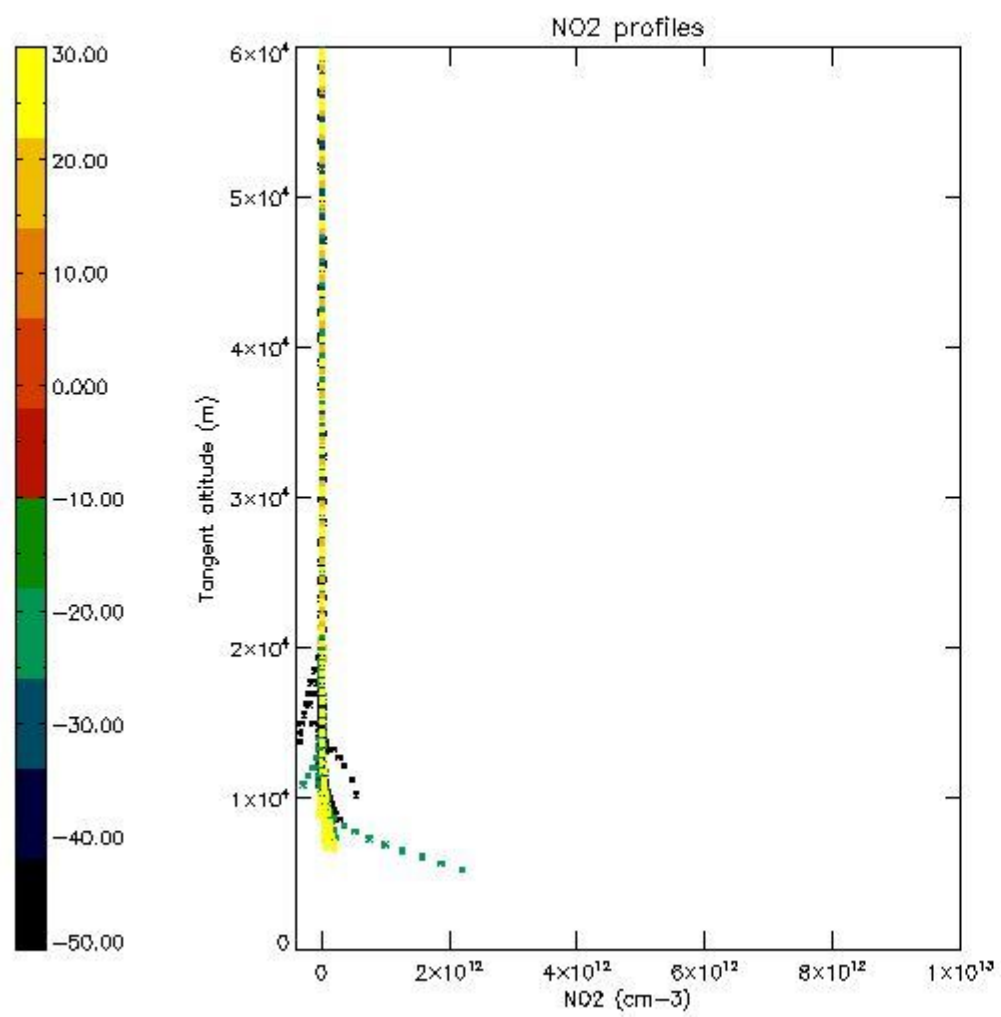
*5.5 Plot ozone profiles where STD < 5% (dark without errors)*

The colorbar represents the latitude.



*5.6 Plot NO<sub>2</sub> profiles for all STD (dark without errors)*

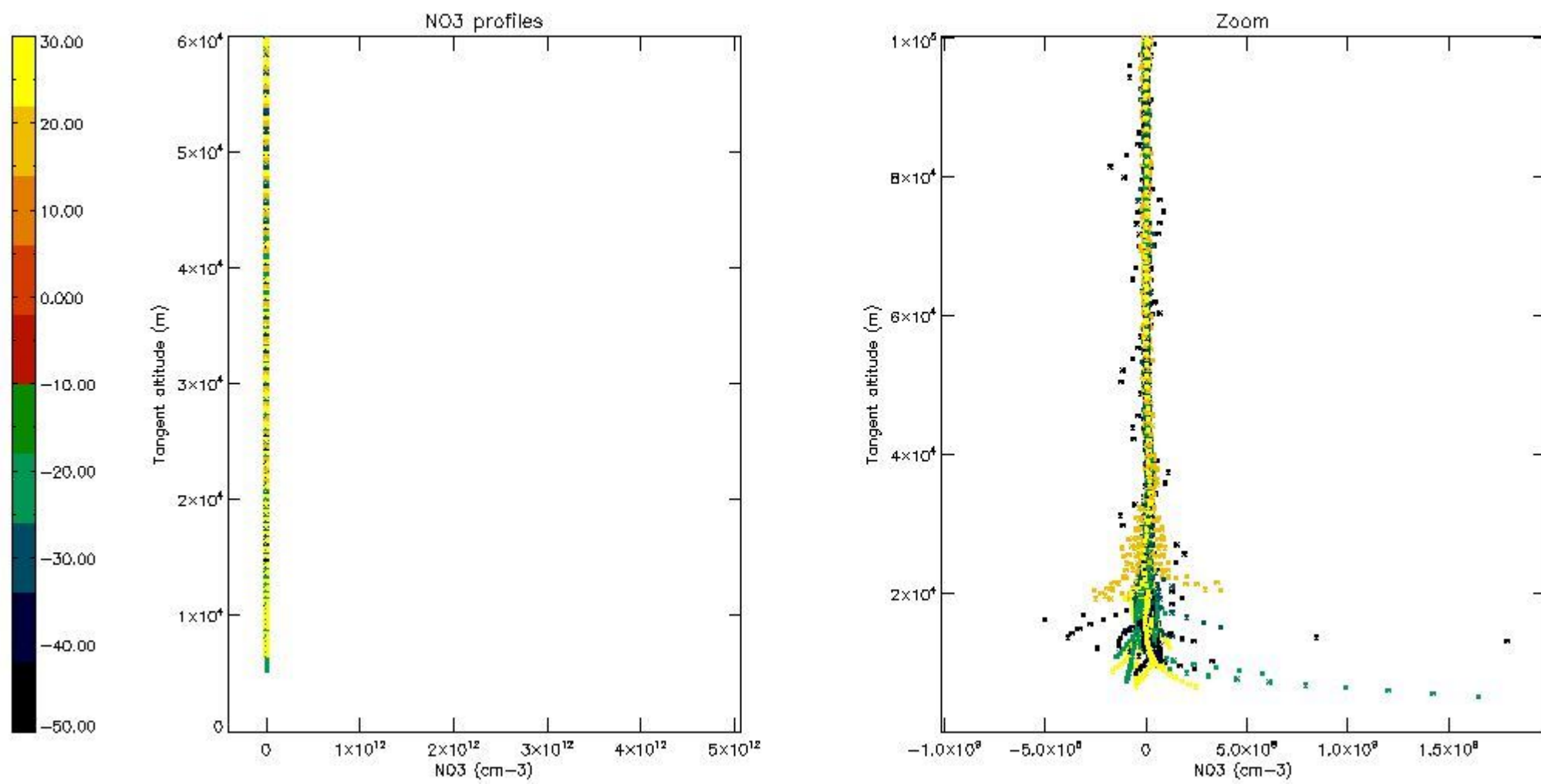
The colorbar represents the latitude.



*5.7 Plot NO3 profiles for all STD (dark without errors)*

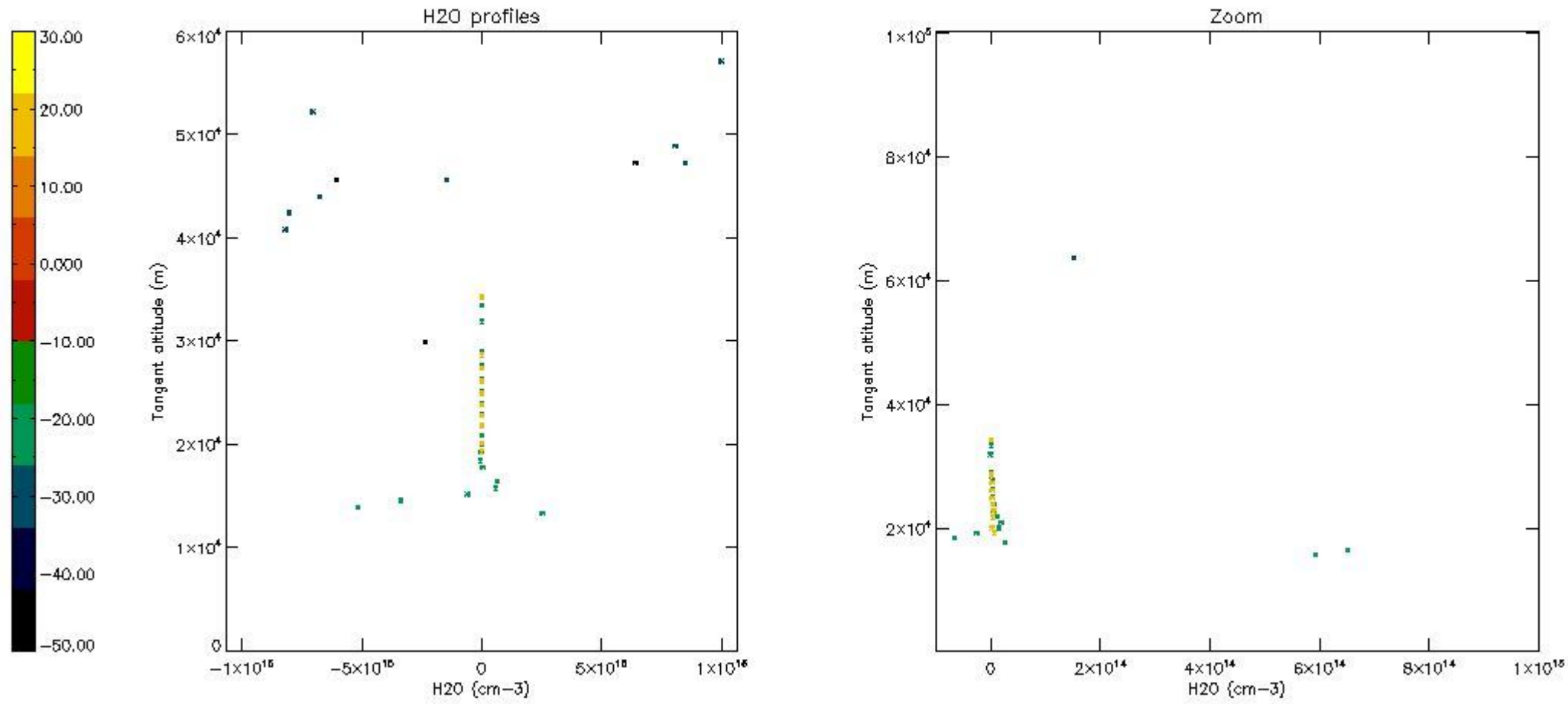
The colorbar represents the latitude.





5.8 Plot H2O profiles for all STD (only for occultations of stars 1,2,3,4,13,14,16,26,63 dark without errors)

The colorbar represents the latitude.



## 6. Auxiliary Data Files used for the production reported in section 2

The number reported in the third column indicates since which file (see list in section 2) the corresponding auxiliary file has been used. The fourth column is the date of those product files.

Type	Auxiliary Filename	Used since product	Used since product date
INST_PHYS_CHARACTERISTICS	GOM_INS_AXVIEC20091111_143220_20030716_120000_20500101_000000	1	26-SEP-2006 00:05:26
LEVEL-2_PROC_CONFIG	GOM_PR2_AXVIEC20091111_152718_20020301_000000_20500101_000000	1	26-SEP-2006 00:05:26
CROSS_SECTIONS_FILE	GOM_CRS_AXVIEC20091111_154832_20020301_000000_20500101_000000	1	26-SEP-2006 00:05:26

# GOMOS Level 2 Daily Report

## SUMMARY

### [1. General Info](#)

### [2. Summary of processed GOM\\_NL\\_2P products](#)

### [3. Level 2 Quality information per product](#)

#### [3.1 Plot of level 2 quality information per product \(time dependant\)](#)

#### [3.2 Plot of level 2 quality information per product \(world map\)](#)

### [4. Level 1 Quality information per product \(stored on level 2 products\)](#)

#### [4.1 Plot of level 1 quality information per product \(time dependant\)](#)

##### [4.1.1 Plot of level 1 quality information per product \(time dependant\): ASCENDING](#)

##### [4.1.2 Plot of level 1 quality information per product \(time dependant\): DESCENDING](#)

#### [4.2 Plot of level 1 quality information per product \(world map\)](#)

##### [4.2.1 Plot of level 1 quality information per product \(world map\): ASCENDING](#)

##### [4.2.2 Plot of level 1 quality information per product \(world map\): DESCENDING](#)

### [5. Ozone profiles based on quality statistics and other trace gas profiles](#)

#### [5.1 Ozone statistics based on quality of products](#)

#### [5.2 Plot ozone profiles for all STD \(dark without errors\)](#)

#### [5.3 Plot ozone profiles where STD < 20% \(dark without errors\)](#)

#### [5.4. Plot ozone profiles where STD < 10% \(dark without errors\)](#)

#### [5.5. Plot ozone profiles where STD < 5% \(dark without errors\)](#)

#### [5.6 Plot NO2 profiles for all STD \(dark without errors\)](#)

#### [5.7 Plot NO3 profiles for all STD \(dark without errors\)](#)

#### [5.8 Plot H2O profiles \(only for occultations of stars 1,2,3,4,13,14,16,26,63 dark without errors\) for all STD](#)

### [6. Auxiliary Data Files used for the production reported in section 2](#)

This report presents the daily analysis on parameters extracted from GOMOS level 2 data (GOM\_NL\_\_2P). It is intended to monitor some important parameters that will impact the quality of these products. A list of level 2 products (and content) that have arrived during the reporting day to the PCF is also given.

Item	Value
Time of report generation	24APR2013 04:29:46
Data source version	GOMOS/6.01
Start time of products	26-09-2006 (26SEP2006 00:00:00)
Stop time of products	27-09-2006 (27SEP2006 00:00:00)
Store outputs in DB	Yes
Nb of level 2 prods	222
Nb of prods with errors	0

## 2. Summary of processed GOM\_NL\_\_2P products.

Nr	Filename	UTC Start time	Limb	Duration	Star Id	Star Name	Star Mag	Star Temp	Nb Meas	Orbit	Prod. error
1	GOM_NL__2PRFIN20060926_000526_000000422051_00302_23903_2119.N1	26-SEP-2006 00:05:26	Twilight	41.500	48	30Alp Hya	1.9770	4100.0	83	23903	No
2	GOM_NL__2PRFIN20060926_001508_000000442051_00302_23903_2120.N1	26-SEP-2006 00:15:08	Dark	44.000	65	Lam Vel	2.2040	4400.0	88	23903	No
3	GOM_NL__2PRFIN20060926_001826_000000392051_00302_23903_2121.N1	26-SEP-2006 00:18:26	Dark	38.500	46	Del Vel	1.9540	10600.	77	23903	No
4	GOM_NL__2PRFIN20060926_002001_000000442051_00302_23903_2122.N1	26-SEP-2006 00:20:01	Dark	44.000	41	Eps Car	1.8600	4100.0	88	23903	No
5	GOM_NL__2PRFIN20060926_003209_000000392051_00303_23904_2105.N1	26-SEP-2006 00:32:09	Dark	39.000	143	Alp Hyi	2.8570	7200.0	78	23904	No
6	GOM_NL__2PRFIN20060926_003337_000000442051_00303_23904_2106.N1	26-SEP-2006 00:33:37	Dark	43.500	9	Alp Eri	0.45300	24000.	87	23904	No
7	GOM_NL__2PRFIN20060926_003919_000000452051_00303_23904_2107.N1	26-SEP-2006 00:39:19	Straylight	44.500	63	Bet Gru	2.1500	2800.0	89	23904	No
8	GOM_NL__2PRFIN20060926_004355_000000432051_00303_23904_2108.N1	26-SEP-2006 00:43:55	Straylight	42.500	18	24Alp PsA	1.1660	9700.0	85	23904	No
9	GOM_NL__2PRFIN20060926_005235_000000372051_00303_23904_2109.N1	26-SEP-2006 00:52:35	Bright	37.000	162	34Alp Aqr	2.9440	5350.0	74	23904	No
10	GOM_NL__2PRFIN20060926_005634_000000372051_00303_23904_2110.N1	26-SEP-2006 00:56:34	Bright	37.000	90	54Alp Peg	2.4870	11000.	74	23904	No
11	GOM_NL__2PRFIN20060926_010016_000000382051_00303_23904_2111.N1	26-SEP-2006 01:00:16	Bright	37.500	93	53Bet Peg	2.5200	3100.0	75	23904	No
12	GOM_NL__2PRFIN20060926_011014_000000432051_00303_23904_2112.N1	26-SEP-2006 01:10:14	Bright	42.500	89	5Alp Cep	2.4510	8000.0	85	23904	No
13	GOM_NL__2PRFIN20060926_011737_000000372051_00303_23904_2113.N1	26-SEP-2006 01:17:37	Bright	36.500	49	1Alp UMi	1.9900	6300.0	73	23904	No
14	GOM_NL__2PRFIN20060926_011918_000000372051_00303_23904_2114.N1	26-SEP-2006 01:19:18	Bright	36.500	60	7Bet UMi	2.0810	3950.0	73	23904	No
15	GOM_NL__2PRFIN20060926_012523_000000372051_00303_23904_2115.N1	26-SEP-2006 01:25:23	Bright	36.500	36	50Alp UMa	1.8000	6300.0	73	23904	No
16	GOM_NL__2PRFIN20060926_012652_000000352051_00303_23904_2116.N1	26-SEP-2006 01:26:52	Bright	35.000	82	48Bet UMa	2.3650	10600.	70	23904	No
17	GOM_NL__2PRFIN20060926_013002_000000352051_00303_23904_2117.N1	26-SEP-2006 01:30:02	Bright	34.500	174	52Psi UMa	3.0040	4400.0	69	23904	No
18	GOM_NL__2PRFIN20060926_013641_000000352051_00303_23904_2118.N1	26-SEP-2006 01:36:41	Bright	34.500	166	17Eps Leo	2.9800	6000.0	69	23904	No
19	GOM_NL__2PRFIN20060926_014602_000000502051_00303_23904_2119.N1	26-SEP-2006 01:46:02	Twilight	50.000	48	30Alp Hya	1.9770	4100.0	100	23904	No
20	GOM_NL__2PRFIN20060926_015544_000000452051_00303_23904_2120.N1	26-SEP-2006 01:55:44	Dark	44.500	65	Lam Vel	2.2040	4400.0	89	23904	No
21	GOM_NL__2PRFIN20060926_015902_000000392051_00303_23904_2121.N1	26-SEP-2006 01:59:02	Dark	38.500	46	Del Vel	1.9540	10600.	77	23904	No
22	GOM_NL__2PRFIN20060926_020037_000000422051_00303_23904_2122.N1	26-SEP-2006 02:00:37	Dark	42.000	41	Eps Car	1.8600	4100.0	84	23904	No
23	GOM_NL__2PRFIN20060926_021245_000000392051_00304_23905_2105.N1	26-SEP-2006 02:12:45	Dark	39.000	143	Alp Hyi	2.8570	7200.0	78	23905	No
24	GOM_NL__2PRFIN20060926_021413_000000512051_00304_23905_2106.N1	26-SEP-2006 02:14:13	Dark	50.500	9	Alp Eri	0.45300	24000.	101	23905	No
25	GOM_NL__2PRFIN20060926_021955_000000522051_00304_23905_2107.N1	26-SEP-2006 02:19:55	Straylight	52.000	63	Bet Gru	2.1500	2800.0	104	23905	No
26	GOM_NL__2PRFIN20060926_022431_000000442051_00304_23905_2108.N1	26-SEP-2006 02:24:31	Straylight	43.500	18	24Alp PsA	1.1660	9700.0	87	23905	No
27	GOM_NL__2PRFIN20060926_023311_000000382051_00304_23905_2109.N1	26-SEP-2006 02:33:11	Bright	38.000	162	34Alp Aqr	2.9440	5350.0	76	23905	No
28	GOM_NL__2PRFIN20060926_023710_000000362051_00304_23905_2110.N1	26-SEP-2006 02:37:10	Bright	36.000	90	54Alp Peg	2.4870	11000.	72	23905	No
29	GOM_NL__2PRFIN20060926_024052_000000402051_00304_23905_2111.N1	26-SEP-2006 02:40:52	Bright	39.500	93	53Bet Peg	2.5200	3100.0	79	23905	No
30	GOM_NL__2PRFIN20060926_025050_000000412051_00304_23905_2112.N1	26-SEP-2006 02:50:50	Bright	41.000	89	5Alp Cep	2.4510	8000.0	82	23905	No
31	GOM_NL__2PRFIN20060926_025813_000000362051_00304_23905_2113.N1	26-SEP-2006 02:58:13	Bright	36.000	49	1Alp UMi	1.9900	6300.0	72	23905	No
32	GOM_NL__2PRFIN20060926_025954_000000382051_00304_23905_2114.N1	26-SEP-2006 02:59:54	Bright	37.500	60	7Bet UMi	2.0810	3950.0	75	23905	No
33	GOM_NL__2PRFIN20060926_030559_000000352051_00304_23905_2115.N1	26-SEP-2006 03:05:59	Bright	34.500	36	50Alp UMa	1.8000	6300.0	69	23905	No
34	GOM_NL__2PRFIN20060926_030728_000000342051_00304_23905_2116.N1	26-SEP-2006 03:07:28	Bright	34.000	82	48Bet UMa	2.3650	10600.	68	23905	No
35	GOM_NL__2PRFIN20060926_031038_000000342051_00304_23905_2117.N1	26-SEP-2006 03:10:38	Bright	33.500	174	52Psi UMa	3.0040	4400.0	67	23905	No
36	GOM_NL__2PRFIN20060926_031717_000000342051_00304_23905_2118.N1	26-SEP-2006 03:17:17	Bright	33.500	166	17Eps Leo	2.9800	6000.0	67	23905	No
37	GOM_NL__2PRFIN20060926_032639_000000472051_00304_23905_2119.N1	26-SEP-2006 03:26:39	Twilight	47.000	48	30Alp Hya	1.9770	4100.0	94	23905	No
38	GOM_NL__2PRFIN20060926_033620_000000462051_00304_23905_2120.N1	26-SEP-2006 03:36:20	Dark	45.500	65	Lam Vel	2.2040	4400.0	91	23905	No
39	GOM_NL__2PRFIN20060926_033939_000000412051_00304_23905_2121.N1	26-SEP-2006 03:39:39	Dark	40.500	46	Del Vel	1.9540	10600.	81	23905	No
40	GOM_NL__2PRFIN20060926_034113_000000402051_00304_23905_2122.N1	26-SEP-2006 03:41:13	Dark	40.000	41	Eps Car	1.8600	4100.0	80	23905	No
41	GOM_NL__2PRFIN20060926_035322_000000392051_00305_23906_2105.N1	26-SEP-2006 03:53:22	Dark	38.500	143	Alp Hyi	2.8570	7200.0	77	23906	No
42	GOM_NL__2PRFIN20060926_035449_000000482051_00305_23906_2106.N1	26-SEP-2006 03:54:49	Dark	48.000	9	Alp Eri	0.45300	24000.	96	23906	No

43	GOM_NL__2PRFIN20060926_040031_000000522051_00305_23906_2107.N1	26-SEP-2006 04:00:31	Straylight	52.000	63	Bet Gru	2.1500	2800.0	104	23906	No
44	GOM_NL__2PRFIN20060926_040507_000000432051_00305_23906_2108.N1	26-SEP-2006 04:05:07	Straylight	43.000	18	24Alp PsA	1.1660	9700.0	86	23906	No
45	GOM_NL__2PRFIN20060926_041347_000000382051_00305_23906_2109.N1	26-SEP-2006 04:13:47	Bright	37.500	162	34Alp Aqr	2.9440	5350.0	75	23906	No
46	GOM_NL__2PRFIN20060926_041746_000000362051_00305_23906_2110.N1	26-SEP-2006 04:17:46	Bright	35.500	90	54Alp Peg	2.4870	11000.	71	23906	No
47	GOM_NL__2PRFIN20060926_042128_000000362051_00305_23906_2111.N1	26-SEP-2006 04:21:28	Bright	35.500	93	53Bet Peg	2.5200	3100.0	71	23906	No
48	GOM_NL__2PRFIN20060926_043126_000000332051_00305_23906_2112.N1	26-SEP-2006 04:31:26	Bright	33.000	89	5Alp Cep	2.4510	8000.0	66	23906	No
49	GOM_NL__2PRFIN20060926_043849_000000352051_00305_23906_2113.N1	26-SEP-2006 04:38:49	Bright	35.000	49	1Alp UMi	1.9900	6300.0	70	23906	No
50	GOM_NL__2PRFIN20060926_044030_000000362051_00305_23906_2114.N1	26-SEP-2006 04:40:30	Bright	36.000	60	7Bet UMi	2.0810	3950.0	72	23906	No
51	GOM_NL__2PRFIN20060926_044635_000000372051_00305_23906_2115.N1	26-SEP-2006 04:46:35	Bright	37.000	36	50Alp UMa	1.8000	6300.0	74	23906	No
52	GOM_NL__2PRFIN20060926_044804_000000522051_00305_23906_2116.N1	26-SEP-2006 04:48:04	Bright	52.000	82	48Bet UMa	2.3650	10600.	104	23906	No
53	GOM_NL__2PRFIN20060926_045114_000000342051_00305_23906_2117.N1	26-SEP-2006 04:51:14	Bright	34.000	174	52Psi UMa	3.0040	4400.0	68	23906	No
54	GOM_NL__2PRFIN20060926_045753_000000342051_00305_23906_2118.N1	26-SEP-2006 04:57:53	Bright	34.000	166	17Eps Leo	2.9800	6000.0	68	23906	No
55	GOM_NL__2PRFIN20060926_050715_000000432051_00305_23906_2119.N1	26-SEP-2006 05:07:15	Twilight	42.500	48	30Alp Hya	1.9770	4100.0	85	23906	No
56	GOM_NL__2PRFIN20060926_051656_000000432051_00305_23906_2120.N1	26-SEP-2006 05:16:56	Dark	42.500	65	Lam Vel	2.2040	4400.0	85	23906	No
57	GOM_NL__2PRFIN20060926_052015_000000422051_00305_23906_2121.N1	26-SEP-2006 05:20:15	Dark	42.000	46	Del Vel	1.9540	10600.	84	23906	No
58	GOM_NL__2PRFIN20060926_052150_000000392051_00305_23906_2122.N1	26-SEP-2006 05:21:50	Dark	39.000	41	Eps Car	1.8600	4100.0	78	23906	No
59	GOM_NL__2PRFIN20060926_053358_000000382051_00306_23907_2105.N1	26-SEP-2006 05:33:58	Dark	38.000	143	Alp Hyi	2.8570	7200.0	76	23907	No
60	GOM_NL__2PRFIN20060926_053526_000000442051_00306_23907_2106.N1	26-SEP-2006 05:35:26	Dark	43.500	9	Alp Eri	0.45300	24000.	87	23907	No
61	GOM_NL__2PRFIN20060926_054108_000000512051_00306_23907_2107.N1	26-SEP-2006 05:41:08	Straylight	50.500	63	Bet Gru	2.1500	2800.0	101	23907	No
62	GOM_NL__2PRFIN20060926_054544_000000402051_00306_23907_2108.N1	26-SEP-2006 05:45:44	Straylight	40.000	18	24Alp PsA	1.1660	9700.0	80	23907	No
63	GOM_NL__2PRFIN20060926_055423_000000372051_00306_23907_2109.N1	26-SEP-2006 05:54:23	Bright	36.500	162	34Alp Aqr	2.9440	5350.0	73	23907	No
64	GOM_NL__2PRFIN20060926_055822_000000372051_00306_23907_2110.N1	26-SEP-2006 05:58:22	Bright	37.000	90	54Alp Peg	2.4870	11000.	74	23907	No
65	GOM_NL__2PRFIN20060926_060204_000000392051_00306_23907_2111.N1	26-SEP-2006 06:02:04	Bright	38.500	93	53Bet Peg	2.5200	3100.0	77	23907	No
66	GOM_NL__2PRFIN20060926_061202_000000352051_00306_23907_2112.N1	26-SEP-2006 06:12:02	Bright	34.500	89	5Alp Cep	2.4510	8000.0	69	23907	No
67	GOM_NL__2PRFIN20060926_061925_000000362051_00306_23907_2113.N1	26-SEP-2006 06:19:25	Bright	35.500	49	1Alp UMi	1.9900	6300.0	71	23907	No
68	GOM_NL__2PRFIN20060926_062107_000000352051_00306_23907_2114.N1	26-SEP-2006 06:21:07	Bright	34.500	60	7Bet UMi	2.0810	3950.0	69	23907	No
69	GOM_NL__2PRFIN20060926_062712_000000382051_00306_23907_2115.N1	26-SEP-2006 06:27:12	Bright	37.500	36	50Alp UMa	1.8000	6300.0	75	23907	No
70	GOM_NL__2PRFIN20060926_062841_000000342051_00306_23907_2116.N1	26-SEP-2006 06:28:41	Bright	34.000	82	48Bet UMa	2.3650	10600.	68	23907	No
71	GOM_NL__2PRFIN20060926_063151_000000352051_00306_23907_2117.N1	26-SEP-2006 06:31:51	Bright	35.000	174	52Psi UMa	3.0040	4400.0	70	23907	No
72	GOM_NL__2PRFIN20060926_063829_000000342051_00306_23907_2118.N1	26-SEP-2006 06:38:29	Bright	33.500	166	17Eps Leo	2.9800	6000.0	67	23907	No
73	GOM_NL__2PRFIN20060926_064751_000000432051_00306_23907_2119.N1	26-SEP-2006 06:47:51	Twilight	43.000	48	30Alp Hya	1.9770	4100.0	86	23907	No
74	GOM_NL__2PRFIN20060926_065733_000000472051_00306_23907_2120.N1	26-SEP-2006 06:57:33	Dark	46.500	65	Lam Vel	2.2040	4400.0	93	23907	No
75	GOM_NL__2PRFIN20060926_070051_000000422051_00306_23907_2121.N1	26-SEP-2006 07:00:51	Dark	41.500	46	Del Vel	1.9540	10600.	83	23907	No
76	GOM_NL__2PRFIN20060926_070226_000000422051_00306_23907_2122.N1	26-SEP-2006 07:02:26	Dark	41.500	41	Eps Car	1.8600	4100.0	83	23907	No
77	GOM_NL__2PRFIN20060926_071435_000000382051_00307_23908_2105.N1	26-SEP-2006 07:14:35	Dark	37.500	143	Alp Hyi	2.8570	7200.0	75	23908	No
78	GOM_NL__2PRFIN20060926_071602_000000452051_00307_23908_2106.N1	26-SEP-2006 07:16:02	Dark	45.000	9	Alp Eri	0.45300	24000.	90	23908	No
79	GOM_NL__2PRFIN20060926_072144_000000452051_00307_23908_2107.N1	26-SEP-2006 07:21:44	Straylight	44.500	63	Bet Gru	2.1500	2800.0	89	23908	No
80	GOM_NL__2PRFIN20060926_072620_000000422051_00307_23908_2108.N1	26-SEP-2006 07:26:20	Straylight	42.000	18	24Alp PsA	1.1660	9700.0	84	23908	No
81	GOM_NL__2PRFIN20060926_073459_000000372051_00307_23908_2109.N1	26-SEP-2006 07:34:59	Bright	37.000	162	34Alp Aqr	2.9440	5350.0	74	23908	No
82	GOM_NL__2PRFIN20060926_073858_000000362051_00307_23908_2110.N1	26-SEP-2006 07:38:58	Bright	36.000	90	54Alp Peg	2.4870	11000.	72	23908	No
83	GOM_NL__2PRFIN20060926_074240_000000402051_00307_23908_2111.N1	26-SEP-2006 07:42:40	Bright	40.000	93	53Bet Peg	2.5200	3100.0	80	23908	No
84	GOM_NL__2PRFIN20060926_075239_000000362051_00307_23908_2112.N1	26-SEP-2006 07:52:39	Bright	36.000	89	5Alp Cep	2.4510	8000.0	72	23908	No
85	GOM_NL__2PRFIN20060926_080001_000000332051_00307_23908_2113.N1	26-SEP-2006 08:00:01	Bright	33.000	49	1Alp UMi	1.9900	6300.0	66	23908	No
86	GOM_NL__2PRFIN20060926_080143_000000372051_00307_23908_2114.N1	26-SEP-2006 08:01:43	Bright	37.000	60	7Bet UMi	2.0810	3950.0	74	23908	No
87	GOM_NL__2PRFIN20060926_080748_000000362051_00307_23908_2115.N1	26-SEP-2006 08:07:48	Bright	35.500	36	50Alp UMa	1.8000	6300.0	71	23908	No
88	GOM_NL__2PRFIN20060926_080917_000000352051_00307_23908_2116.N1	26-SEP-2006 08:09:17	Bright	34.500	82	48Bet UMa	2.3650	10600.	69	23908	No
89	GOM_NL__2PRFIN20060926_081227_000000342051_00307_23908_2117.N1	26-SEP-2006 08:12:27	Bright	33.500	174	52Psi UMa	3.0040	4400.0	67	23908	No
90	GOM_NL__2PRFIN20060926_081906_000000332051_00307_23908_2118.N1	26-SEP-2006 08:19:06	Bright	32.500	166	17Eps Leo	2.9800	6000.0	65	23908	No
91	GOM_NL__2PRFIN20060926_082828_000000432051_00307_23908_2119.N1	26-SEP-2006 08:28:28	Twilight	43.000	48	30Alp Hya	1.9770	4100.0	86	23908	No
92	GOM_NL__2PRFIN20060926_083809_000000422051_00307_23908_2120.N1	26-SEP-2006 08:38:09	Dark	41.500	65	Lam Vel	2.2040	4400.0	83	23908	No
93	GOM_NL__2PRFIN20060926_084127_000000412051_00307_23908_2121.N1	26-SEP-2006 08:41:27	Dark	40.500	46	Del Vel	1.9540	10600.	81	23908	No
94	GOM_NL__2PRFIN20060926_084302_000000432051_00307_23908_2122.N1	26-SEP-2006 08:43:02	Dark	43.000	41	Eps Car	1.8600	4100.0	86	23908	No
95	GOM_NL__2PRFIN20060926_085511_000000382051_00308_23909_2105.N1	26-SEP-2006 08:55:11	Dark	38.000	143	Alp Hyi	2.8570	7200.0	76	23909	No
96	GOM_NL__2PRFIN20060926_085639_000000472051_00308_23909_2106.N1	26-SEP-2006 08:56:39	Dark	46.500	9	Alp Eri	0.45300	24000.	93	23909	No
97	GOM_NL__2PRFIN20060926_090220_000000502051_00308_23909_2107.N1	26-SEP-2006 09:02:20	Straylight	49.500	63	Bet Gru	2.1500	2800.0	99	23909	No
98	GOM_NL__2PRFIN20060926_090656_000000432051_00308_23909_2108.N1	26-SEP-2006 09:06:56	Straylight	42.500	18	24Alp PsA	1.1660	9700.0	85	23909	No
99	GOM_NL__2PRFIN20060926_091536_000000372051_00308_23909_2109.N1	26-SEP-2006 09:15:36	Bright	37.000	162	34Alp Aqr	2.9440	5350.0	74	23909	No
100	GOM_NL__2PRFIN20060926_091934_000000382051_00308_23909_2110.N1	26-SEP-2006 09:19:34	Bright	37.500	90	54Alp Peg	2.4870	11000.	75	23909	No
101	GOM_NL__2PRFIN20060926_092316_000000362051_00308_23909_2111.N1	26-SEP-2006 09:23:16	Bright	35.500	93	53Bet Peg	2.5200	3100.0	71	23909	No

102	GOM_NL__2PRFIN20060926_093315_000000362051_00308_23909_2112.N1	26-SEP-2006 09:33:15	Bright	35.500	89	5Alp Cep	2.4510	8000.0	71	23909	No
103	GOM_NL__2PRFIN20060926_094037_000000362051_00308_23909_2113.N1	26-SEP-2006 09:40:37	Bright	35.500	49	1Alp UMi	1.9900	6300.0	71	23909	No
104	GOM_NL__2PRFIN20060926_094219_000000362051_00308_23909_2114.N1	26-SEP-2006 09:42:19	Bright	35.500	60	7Bet UMi	2.0810	3950.0	71	23909	No
105	GOM_NL__2PRFIN20060926_094824_000000372051_00308_23909_2115.N1	26-SEP-2006 09:48:24	Bright	36.500	36	50Alp UMa	1.8000	6300.0	73	23909	No
106	GOM_NL__2PRFIN20060926_094953_000000332051_00308_23909_2116.N1	26-SEP-2006 09:49:53	Bright	33.000	82	48Bet UMa	2.3650	10600.	66	23909	No
107	GOM_NL__2PRFIN20060926_095303_000000342051_00308_23909_2117.N1	26-SEP-2006 09:53:03	Bright	34.000	174	52Psi UMa	3.0040	4400.0	68	23909	No
108	GOM_NL__2PRFIN20060926_095942_000000332051_00308_23909_2118.N1	26-SEP-2006 09:59:42	Bright	32.500	166	17Eps Leo	2.9800	6000.0	65	23909	No
109	GOM_NL__2PRFIN20060926_100904_000000402051_00308_23909_2119.N1	26-SEP-2006 10:09:04	Twilight	40.000	48	30Alp Hya	1.9770	4100.0	80	23909	No
110	GOM_NL__2PRFIN20060926_101845_000000422051_00308_23909_2120.N1	26-SEP-2006 10:18:45	Dark	42.000	65	Lam Vel	2.2040	4400.0	84	23909	No
111	GOM_NL__2PRFIN20060926_102204_000000362051_00308_23909_2121.N1	26-SEP-2006 10:22:04	Dark	36.000	46	Del Vel	1.9540	10600.	72	23909	No
112	GOM_NL__2PRFIN20060926_102338_000000452051_00308_23909_2122.N1	26-SEP-2006 10:23:38	Dark	44.500	41	Eps Car	1.8600	4100.0	89	23909	No
113	GOM_NL__2PRFIN20060926_103547_000000382051_00309_23910_2105.N1	26-SEP-2006 10:35:47	Dark	38.000	143	Alp Hyi	2.8570	7200.0	76	23910	No
114	GOM_NL__2PRFIN20060926_103715_000000422051_00309_23910_2106.N1	26-SEP-2006 10:37:15	Dark	41.500	9	Alp Eri	0.45300	24000.	83	23910	No
115	GOM_NL__2PRFIN20060926_104256_000000392051_00309_23910_2107.N1	26-SEP-2006 10:42:56	Straylight	38.500	63	Bet Gru	2.1500	2800.0	77	23910	No
116	GOM_NL__2PRFIN20060926_104732_000000422051_00309_23910_2108.N1	26-SEP-2006 10:47:32	Straylight	41.500	18	24Alp PsA	1.1660	9700.0	83	23910	No
117	GOM_NL__2PRFIN20060926_105612_000000382051_00309_23910_2109.N1	26-SEP-2006 10:56:12	Bright	37.500	162	34Alp Aqr	2.9440	5350.0	75	23910	No
118	GOM_NL__2PRFIN20060926_110010_000000362051_00309_23910_2110.N1	26-SEP-2006 11:00:10	Bright	35.500	90	54Alp Peg	2.4870	11000.	71	23910	No
119	GOM_NL__2PRFIN20060926_110351_000000372051_00309_23910_2111.N1	26-SEP-2006 11:03:51	Bright	36.500	93	53Bet Peg	2.5200	3100.0	73	23910	No
120	GOM_NL__2PRFIN20060926_111351_000000362051_00309_23910_2112.N1	26-SEP-2006 11:13:51	Bright	35.500	89	5Alp Cep	2.4510	8000.0	71	23910	No
121	GOM_NL__2PRFIN20060926_112112_000000352051_00309_23910_2113.N1	26-SEP-2006 11:21:12	Bright	35.000	49	1Alp UMi	1.9900	6300.0	70	23910	No
122	GOM_NL__2PRFIN20060926_112255_000000362051_00309_23910_2114.N1	26-SEP-2006 11:22:55	Bright	35.500	60	7Bet UMi	2.0810	3950.0	71	23910	No
123	GOM_NL__2PRFIN20060926_112900_000000362051_00309_23910_2115.N1	26-SEP-2006 11:29:00	Bright	35.500	36	50Alp UMa	1.8000	6300.0	71	23910	No
124	GOM_NL__2PRFIN20060926_113029_000000342051_00309_23910_2116.N1	26-SEP-2006 11:30:29	Bright	34.000	82	48Bet UMa	2.3650	10600.	68	23910	No
125	GOM_NL__2PRFIN20060926_113339_000000382051_00309_23910_2117.N1	26-SEP-2006 11:33:39	Bright	37.500	174	52Psi UMa	3.0040	4400.0	75	23910	No
126	GOM_NL__2PRFIN20060926_114018_000000332051_00309_23910_2118.N1	26-SEP-2006 11:40:18	Bright	33.000	166	17Eps Leo	2.9800	6000.0	66	23910	No
127	GOM_NL__2PRFIN20060926_114940_000000392051_00309_23910_2119.N1	26-SEP-2006 11:49:40	Twilight	38.500	48	30Alp Hya	1.9770	4100.0	77	23910	No
128	GOM_NL__2PRFIN20060926_115921_000000442051_00309_23910_2120.N1	26-SEP-2006 11:59:21	Dark	44.000	65	Lam Vel	2.2040	4400.0	88	23910	No
129	GOM_NL__2PRFIN20060926_120240_000000372051_00309_23910_2121.N1	26-SEP-2006 12:02:40	Dark	37.000	46	Del Vel	1.9540	10600.	74	23910	No
130	GOM_NL__2PRFIN20060926_120415_000000502051_00309_23910_2122.N1	26-SEP-2006 12:04:15	Dark	50.000	41	Eps Car	1.8600	4100.0	100	23910	No
131	GOM_NL__2PRFIN20060926_121624_000000382051_00310_23911_2105.N1	26-SEP-2006 12:16:24	Dark	37.500	143	Alp Hyi	2.8570	7200.0	75	23911	No
132	GOM_NL__2PRFIN20060926_121751_000000402051_00310_23911_2106.N1	26-SEP-2006 12:17:51	Dark	40.000	9	Alp Eri	0.45300	24000.	80	23911	No
133	GOM_NL__2PRFIN20060926_122332_000000462051_00310_23911_2107.N1	26-SEP-2006 12:23:32	Straylight	45.500	63	Bet Gru	2.1500	2800.0	91	23911	No
134	GOM_NL__2PRFIN20060926_122808_000000432051_00310_23911_2108.N1	26-SEP-2006 12:28:08	Straylight	42.500	18	24Alp PsA	1.1660	9700.0	85	23911	No
135	GOM_NL__2PRFIN20060926_123648_000000372051_00310_23911_2109.N1	26-SEP-2006 12:36:48	Bright	36.500	162	34Alp Aqr	2.9440	5350.0	73	23911	No
136	GOM_NL__2PRFIN20060926_124045_000000362051_00310_23911_2110.N1	26-SEP-2006 12:40:45	Bright	35.500	90	54Alp Peg	2.4870	11000.	71	23911	No
137	GOM_NL__2PRFIN20060926_124427_000000372051_00310_23911_2111.N1	26-SEP-2006 12:44:27	Bright	36.500	93	53Bet Peg	2.5200	3100.0	73	23911	No
138	GOM_NL__2PRFIN20060926_125427_000000352051_00310_23911_2112.N1	26-SEP-2006 12:54:27	Bright	35.000	89	5Alp Cep	2.4510	8000.0	70	23911	No
139	GOM_NL__2PRFIN20060926_130148_000000362051_00310_23911_2113.N1	26-SEP-2006 13:01:48	Bright	35.500	49	1Alp UMi	1.9900	6300.0	71	23911	No
140	GOM_NL__2PRFIN20060926_130332_000000372051_00310_23911_2114.N1	26-SEP-2006 13:03:32	Bright	36.500	60	7Bet UMi	2.0810	3950.0	73	23911	No
141	GOM_NL__2PRFIN20060926_130936_000000372051_00310_23911_2115.N1	26-SEP-2006 13:09:36	Bright	37.000	36	50Alp UMa	1.8000	6300.0	74	23911	No
142	GOM_NL__2PRFIN20060926_131105_000000352051_00310_23911_2116.N1	26-SEP-2006 13:11:05	Bright	34.500	82	48Bet UMa	2.3650	10600.	69	23911	No
143	GOM_NL__2PRFIN20060926_131415_000000332051_00310_23911_2117.N1	26-SEP-2006 13:14:15	Bright	32.500	174	52Psi UMa	3.0040	4400.0	65	23911	No
144	GOM_NL__2PRFIN20060926_132054_000000342051_00310_23911_2118.N1	26-SEP-2006 13:20:54	Bright	34.000	166	17Eps Leo	2.9800	6000.0	68	23911	No
145	GOM_NL__2PRFIN20060926_133016_000000462051_00310_23911_2119.N1	26-SEP-2006 13:30:16	Twilight	45.500	48	30Alp Hya	1.9770	4100.0	91	23911	No
146	GOM_NL__2PRFIN20060926_133958_000000422051_00310_23911_2120.N1	26-SEP-2006 13:39:58	Dark	41.500	65	Lam Vel	2.2040	4400.0	83	23911	No
147	GOM_NL__2PRFIN20060926_134316_000000442051_00310_23911_2121.N1	26-SEP-2006 13:43:16	Dark	43.500	46	Del Vel	1.9540	10600.	87	23911	No
148	GOM_NL__2PRFIN20060926_134451_000000462051_00310_23911_2122.N1	26-SEP-2006 13:44:51	Dark	46.000	41	Eps Car	1.8600	4100.0	92	23911	No
149	GOM_NL__2PRFIN20060926_135700_000000372051_00311_23912_2105.N1	26-SEP-2006 13:57:00	Dark	37.000	143	Alp Hyi	2.8570	7200.0	74	23912	No
150	GOM_NL__2PRFIN20060926_135828_000000502051_00311_23912_2106.N1	26-SEP-2006 13:58:28	Dark	49.500	9	Alp Eri	0.45300	24000.	99	23912	No
151	GOM_NL__2PRFIN20060926_140408_000000442051_00311_23912_2107.N1	26-SEP-2006 14:04:08	Straylight	44.000	63	Bet Gru	2.1500	2800.0	88	23912	No
152	GOM_NL__2PRFIN20060926_140844_000000422051_00311_23912_2108.N1	26-SEP-2006 14:08:44	Straylight	41.500	18	24Alp PsA	1.1660	9700.0	83	23912	No
153	GOM_NL__2PRFIN20060926_141724_000000372051_00311_23912_2109.N1	26-SEP-2006 14:17:24	Bright	37.000	162	34Alp Aqr	2.9440	5350.0	74	23912	No
154	GOM_NL__2PRFIN20060926_142121_000000372051_00311_23912_2110.N1	26-SEP-2006 14:21:21	Bright	36.500	90	54Alp Peg	2.4870	11000.	73	23912	No
155	GOM_NL__2PRFIN20060926_142503_000000362051_00311_23912_2111.N1	26-SEP-2006 14:25:03	Bright	36.000	93	53Bet Peg	2.5200	3100.0	72	23912	No
156	GOM_NL__2PRFIN20060926_143503_000000352051_00311_23912_2112.N1	26-SEP-2006 14:35:03	Bright	35.000	89	5Alp Cep	2.4510	8000.0	70	23912	No
157	GOM_NL__2PRFIN20060926_144224_000000342051_00311_23912_2113.N1	26-SEP-2006 14:42:24	Bright	33.500	49	1Alp UMi	1.9900	6300.0	67	23912	No
158	GOM_NL__2PRFIN20060926_144408_000000362051_00311_23912_2114.N1	26-SEP-2006 14:44:08	Bright	35.500	60	7Bet UMi	2.0810	3950.0	71	23912	No
159	GOM_NL__2PRFIN20060926_145012_000000372051_00311_23912_2115.N1	26-SEP-2006 14:50:12	Bright	36.500	36	50Alp UMa	1.8000	6300.0	73	23912	No
160	GOM_NL__2PRFIN20060926_145141_000000352051_00311_23912_2116.N1	26-SEP-2006 14:51:41	Bright	34.500	82	48Bet UMa	2.3650	10600.	69	23912	No

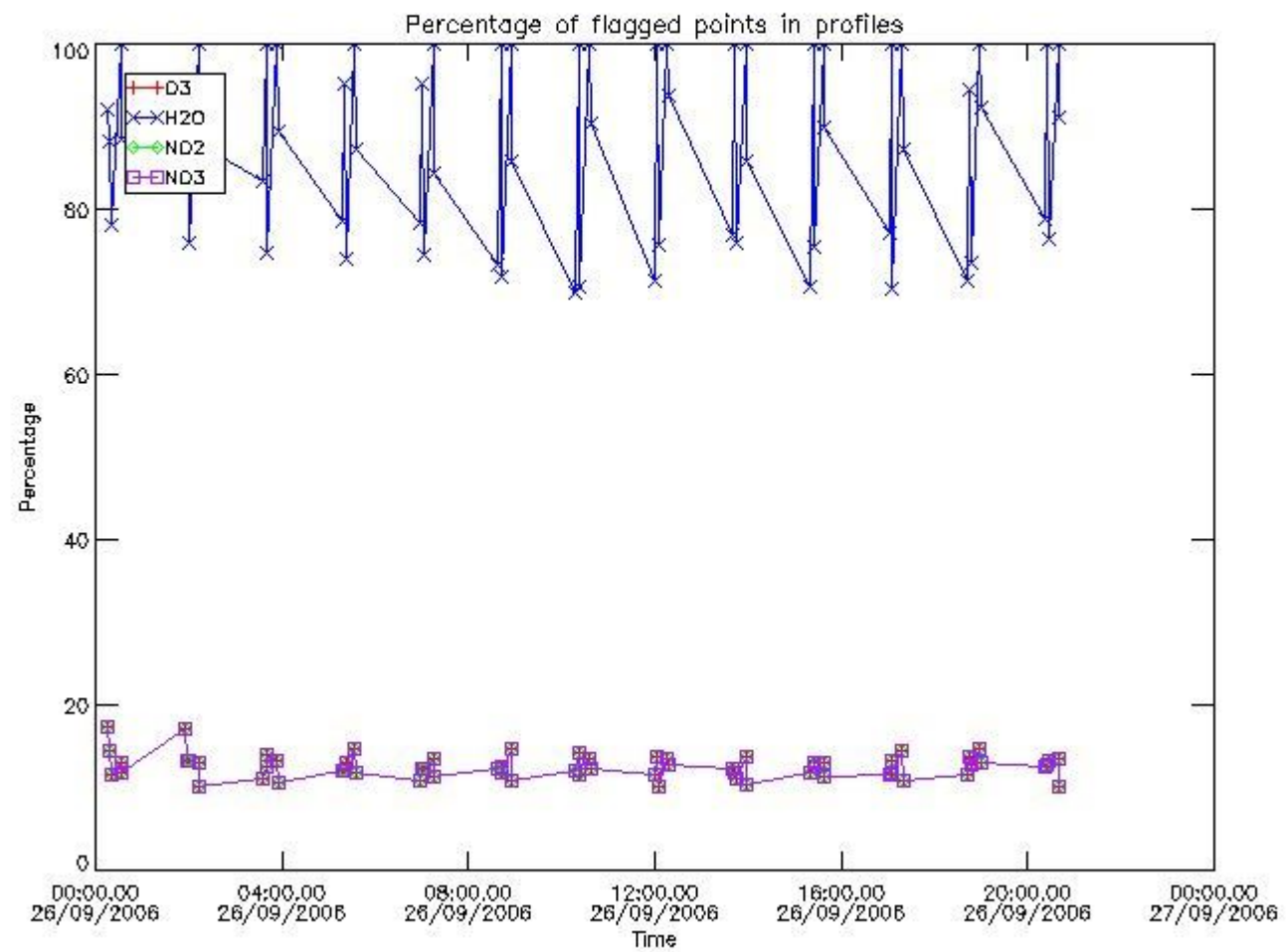
161	GOM_NL__2PRFIN20060926_145451_000000342051_00311_23912_2117.N1	26-SEP-2006 14:54:51	Bright	34.000	174	52Psi UMa	3.0040	4400.0	68	23912	No
162	GOM_NL__2PRFIN20060926_150130_000000342051_00311_23912_2118.N1	26-SEP-2006 15:01:30	Bright	34.000	166	17Eps Leo	2.9800	6000.0	68	23912	No
163	GOM_NL__2PRFIN20060926_151053_000000442051_00311_23912_2119.N1	26-SEP-2006 15:10:53	Twilight	44.000	48	30Alp Hya	1.9770	4100.0	88	23912	No
164	GOM_NL__2PRFIN20060926_152034_000000432051_00311_23912_2120.N1	26-SEP-2006 15:20:34	Dark	43.000	65	Lam Vel	2.2040	4400.0	86	23912	No
165	GOM_NL__2PRFIN20060926_152352_000000412051_00311_23912_2121.N1	26-SEP-2006 15:23:52	Dark	41.000	46	Del Vel	1.9540	10600.	82	23912	No
166	GOM_NL__2PRFIN20060926_152527_000000392051_00311_23912_2122.N1	26-SEP-2006 15:25:27	Dark	39.000	41	Eps Car	1.8600	4100.0	78	23912	No
167	GOM_NL__2PRFIN20060926_153736_000000392051_00312_23913_2125.N1	26-SEP-2006 15:37:36	Dark	39.000	143	Alp Hyi	2.8570	7200.0	78	23913	No
168	GOM_NL__2PRFIN20060926_153904_000000452051_00312_23913_2126.N1	26-SEP-2006 15:39:04	Dark	45.000	9	Alp Eri	0.45300	24000.	90	23913	No
169	GOM_NL__2PRFIN20060926_154444_000000492051_00312_23913_2127.N1	26-SEP-2006 15:44:44	Straylight	48.500	63	Bet Gru	2.1500	2800.0	97	23913	No
170	GOM_NL__2PRFIN20060926_154920_000000422051_00312_23913_2128.N1	26-SEP-2006 15:49:20	Straylight	41.500	18	24Alp PsA	1.1660	9700.0	83	23913	No
171	GOM_NL__2PRFIN20060926_155800_000000372051_00312_23913_2129.N1	26-SEP-2006 15:58:00	Bright	37.000	162	34Alp Aqr	2.9440	5350.0	74	23913	No
172	GOM_NL__2PRFIN20060926_160157_000000372051_00312_23913_2130.N1	26-SEP-2006 16:01:57	Bright	37.000	90	54Alp Peg	2.4870	11000.	74	23913	No
173	GOM_NL__2PRFIN20060926_160539_000000382051_00312_23913_2131.N1	26-SEP-2006 16:05:39	Bright	37.500	93	53Bet Peg	2.5200	3100.0	75	23913	No
174	GOM_NL__2PRFIN20060926_161539_000000352051_00312_23913_2132.N1	26-SEP-2006 16:15:39	Bright	34.500	89	5Alp Cep	2.4510	8000.0	69	23913	No
175	GOM_NL__2PRFIN20060926_162300_000000352051_00312_23913_2133.N1	26-SEP-2006 16:23:00	Bright	35.000	49	1Alp UMi	1.9900	6300.0	70	23913	No
176	GOM_NL__2PRFIN20060926_162444_000000372051_00312_23913_2134.N1	26-SEP-2006 16:24:44	Bright	36.500	60	7Bet UMi	2.0810	3950.0	73	23913	No
177	GOM_NL__2PRFIN20060926_163048_000000342051_00312_23913_2135.N1	26-SEP-2006 16:30:48	Bright	33.500	36	50Alp UMa	1.8000	6300.0	67	23913	No
178	GOM_NL__2PRFIN20060926_163217_000000332051_00312_23913_2136.N1	26-SEP-2006 16:32:17	Bright	33.000	82	48Bet UMa	2.3650	10600.	66	23913	No
179	GOM_NL__2PRFIN20060926_163527_000000342051_00312_23913_2137.N1	26-SEP-2006 16:35:27	Bright	33.500	174	52Psi UMa	3.0040	4400.0	67	23913	No
180	GOM_NL__2PRFIN20060926_164206_000000332051_00312_23913_2138.N1	26-SEP-2006 16:42:06	Bright	33.000	166	17Eps Leo	2.9800	6000.0	66	23913	No
181	GOM_NL__2PRFIN20060926_165129_000000452051_00312_23913_2139.N1	26-SEP-2006 16:51:29	Twilight	44.500	48	30Alp Hya	1.9770	4100.0	89	23913	No
182	GOM_NL__2PRFIN20060926_170110_000000442051_00312_23913_2140.N1	26-SEP-2006 17:01:10	Dark	44.000	65	Lam Vel	2.2040	4400.0	88	23913	No
183	GOM_NL__2PRFIN20060926_170429_000000392051_00312_23913_2141.N1	26-SEP-2006 17:04:29	Dark	38.500	46	Del Vel	1.9540	10600.	77	23913	No
184	GOM_NL__2PRFIN20060926_170603_000000482051_00312_23913_2142.N1	26-SEP-2006 17:06:03	Dark	47.500	41	Eps Car	1.8600	4100.0	95	23913	No
185	GOM_NL__2PRFIN20060926_171813_000000392051_00313_23914_2125.N1	26-SEP-2006 17:18:13	Dark	38.500	143	Alp Hyi	2.8570	7200.0	77	23914	No
186	GOM_NL__2PRFIN20060926_171940_000000482051_00313_23914_2126.N1	26-SEP-2006 17:19:40	Dark	47.500	9	Alp Eri	0.45300	24000.	95	23914	No
187	GOM_NL__2PRFIN20060926_172520_000000452051_00313_23914_2127.N1	26-SEP-2006 17:25:20	Straylight	44.500	63	Bet Gru	2.1500	2800.0	89	23914	No
188	GOM_NL__2PRFIN20060926_172956_000000392051_00313_23914_2128.N1	26-SEP-2006 17:29:56	Straylight	38.500	18	24Alp PsA	1.1660	9700.0	77	23914	No
189	GOM_NL__2PRFIN20060926_173836_000000372051_00313_23914_2129.N1	26-SEP-2006 17:38:36	Bright	36.500	162	34Alp Aqr	2.9440	5350.0	73	23914	No
190	GOM_NL__2PRFIN20060926_174233_000000362051_00313_23914_2130.N1	26-SEP-2006 17:42:33	Bright	35.500	90	54Alp Peg	2.4870	11000.	71	23914	No
191	GOM_NL__2PRFIN20060926_174615_000000372051_00313_23914_2131.N1	26-SEP-2006 17:46:15	Bright	37.000	93	53Bet Peg	2.5200	3100.0	74	23914	No
192	GOM_NL__2PRFIN20060926_175615_000000352051_00313_23914_2132.N1	26-SEP-2006 17:56:15	Bright	35.000	89	5Alp Cep	2.4510	8000.0	70	23914	No
193	GOM_NL__2PRFIN20060926_180336_000000522051_00313_23914_2133.N1	26-SEP-2006 18:03:36	Bright	52.000	49	1Alp UMi	1.9900	6300.0	104	23914	No
194	GOM_NL__2PRFIN20060926_180520_000000532051_00313_23914_2134.N1	26-SEP-2006 18:05:20	Bright	53.000	60	7Bet UMi	2.0810	3950.0	106	23914	No
195	GOM_NL__2PRFIN20060926_181124_000000342051_00313_23914_2135.N1	26-SEP-2006 18:11:24	Bright	33.500	36	50Alp UMa	1.8000	6300.0	67	23914	No
196	GOM_NL__2PRFIN20060926_181253_000000352051_00313_23914_2136.N1	26-SEP-2006 18:12:53	Bright	35.000	82	48Bet UMa	2.3650	10600.	70	23914	No
197	GOM_NL__2PRFIN20060926_181604_000000352051_00313_23914_2137.N1	26-SEP-2006 18:16:04	Bright	34.500	174	52Psi UMa	3.0040	4400.0	69	23914	No
198	GOM_NL__2PRFIN20060926_182242_000000332051_00313_23914_2138.N1	26-SEP-2006 18:22:42	Bright	32.500	166	17Eps Leo	2.9800	6000.0	65	23914	No
199	GOM_NL__2PRFIN20060926_183205_000000462051_00313_23914_2139.N1	26-SEP-2006 18:32:05	Twilight	45.500	48	30Alp Hya	1.9770	4100.0	91	23914	No
200	GOM_NL__2PRFIN20060926_184147_000000442051_00313_23914_2140.N1	26-SEP-2006 18:41:47	Dark	44.000	65	Lam Vel	2.2040	4400.0	88	23914	No
201	GOM_NL__2PRFIN20060926_184505_000000372051_00313_23914_2141.N1	26-SEP-2006 18:45:05	Dark	37.000	46	Del Vel	1.9540	10600.	74	23914	No
202	GOM_NL__2PRFIN20060926_184640_000000442051_00313_23914_2142.N1	26-SEP-2006 18:46:40	Dark	44.000	41	Eps Car	1.8600	4100.0	88	23914	No
203	GOM_NL__2PRFIN20060926_185849_000000382051_00314_23915_2125.N1	26-SEP-2006 18:58:49	Dark	38.000	143	Alp Hyi	2.8570	7200.0	76	23915	No
204	GOM_NL__2PRFIN20060926_190017_000000392051_00314_23915_2126.N1	26-SEP-2006 19:00:17	Dark	39.000	9	Alp Eri	0.45300	24000.	78	23915	No
205	GOM_NL__2PRFIN20060926_190556_000000512051_00314_23915_2127.N1	26-SEP-2006 19:05:56	Straylight	51.000	63	Bet Gru	2.1500	2800.0	102	23915	No
206	GOM_NL__2PRFIN20060926_191033_000000412051_00314_23915_2128.N1	26-SEP-2006 19:10:33	Straylight	41.000	18	24Alp PsA	1.1660	9700.0	82	23915	No
207	GOM_NL__2PRFIN20060926_191912_000000382051_00314_23915_2129.N1	26-SEP-2006 19:19:12	Bright	37.500	162	34Alp Aqr	2.9440	5350.0	75	23915	No
208	GOM_NL__2PRFIN20060926_192309_000000362051_00314_23915_2130.N1	26-SEP-2006 19:23:09	Bright	36.000	90	54Alp Peg	2.4870	11000.	72	23915	No
209	GOM_NL__2PRFIN20060926_192651_000000352051_00314_23915_2131.N1	26-SEP-2006 19:26:51	Bright	35.000	93	53Bet Peg	2.5200	3100.0	70	23915	No
210	GOM_NL__2PRFIN20060926_193651_000000432051_00314_23915_2132.N1	26-SEP-2006 19:36:51	Bright	43.000	89	5Alp Cep	2.4510	8000.0	86	23915	No
211	GOM_NL__2PRFIN20060926_194412_000000352051_00314_23915_2133.N1	26-SEP-2006 19:44:12	Bright	35.000	49	1Alp UMi	1.9900	6300.0	70	23915	No
212	GOM_NL__2PRFIN20060926_194557_000000372051_00314_23915_2134.N1	26-SEP-2006 19:45:57	Bright	37.000	60	7Bet UMi	2.0810	3950.0	74	23915	No
213	GOM_NL__2PRFIN20060926_195200_000000372051_00314_23915_2135.N1	26-SEP-2006 19:52:00	Bright	36.500	36	50Alp UMa	1.8000	6300.0	73	23915	No
214	GOM_NL__2PRFIN20060926_195329_000000392051_00314_23915_2136.N1	26-SEP-2006 19:53:29	Bright	39.000	82	48Bet UMa	2.3650	10600.	78	23915	No
215	GOM_NL__2PRFIN20060926_195640_000000342051_00314_23915_2137.N1	26-SEP-2006 19:56:40	Bright	34.000	174	52Psi UMa	3.0040	4400.0	68	23915	No
216	GOM_NL__2PRFIN20060926_200318_000000342051_00314_23915_2138.N1	26-SEP-2006 20:03:18	Bright	34.000	166	17Eps Leo	2.9800	6000.0	68	23915	No
217	GOM_NL__2PRFIN20060926_201242_000000432051_00314_23915_2139.N1	26-SEP-2006 20:12:42	Twilight	42.500	48	30Alp Hya	1.9770	4100.0	85	23915	No
218	GOM_NL__2PRFIN20060926_202223_000000412051_00314_23915_2140.N1	26-SEP-2006 20:22:23	Dark	40.500	65	Lam Vel	2.2040	4400.0	81	23915	No
219	GOM_NL__2PRFIN20060926_202541_000000402051_00314_23915_2141.N1	26-SEP-2006 20:25:41	Dark	40.000	46	Del Vel	1.9540	10600.	80	23915	No

220	GOM_NL__2PRFIN20060926_202716_000000392051_00314_23915_2142.N1	26-SEP-2006 20:27:16	Dark	38.500	41	Eps Car	1.8600	4100.0	77	23915	No
221	GOM_NL__2PRFIN20060926_203926_000000382051_00315_23916_2125.N1	26-SEP-2006 20:39:26	Dark	37.500	143	Alp Hyi	2.8570	7200.0	75	23916	No
222	GOM_NL__2PRFIN20060926_204053_000000502051_00315_23916_2126.N1	26-SEP-2006 20:40:53	Dark	50.000	9	Alp Eri	0.45300	24000.	100	23916	No

### 3. Quality information per product

In this section it is plotted some information contained in the Quality Summary data set of the level 2 products. Only products in dark limb conditions and without errors (error flag in the MPH set to "0") are used.


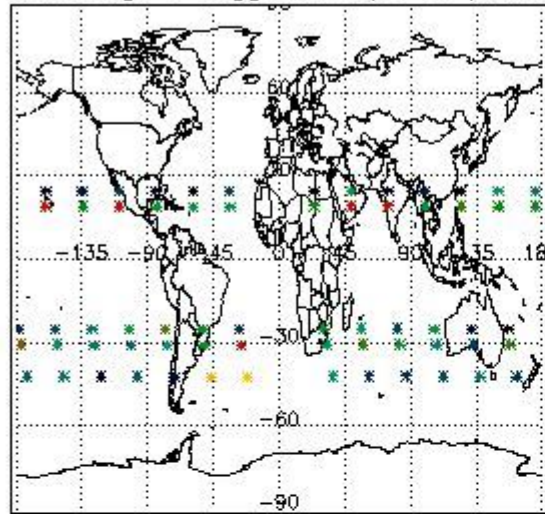
#### 3.1 Plot quality information per product (time dependant)



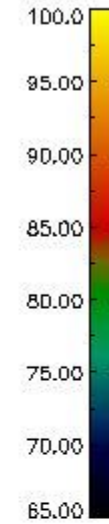
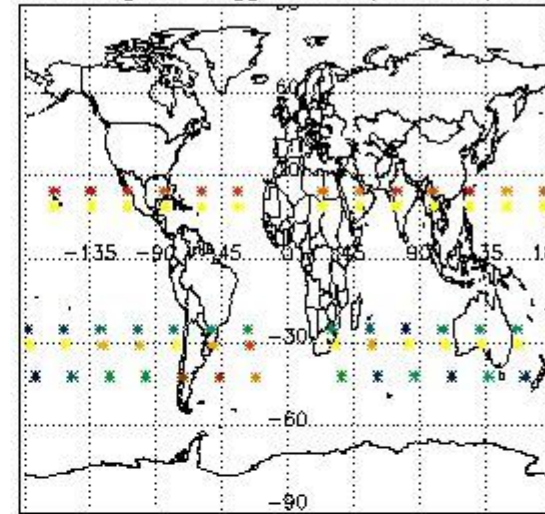
#### 3.2 Plot quality information per product (world map)



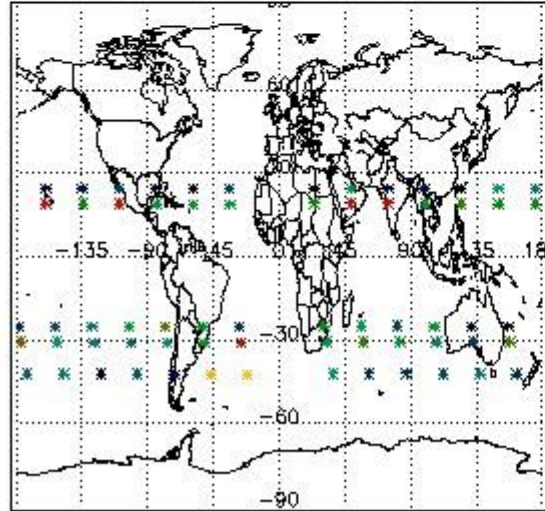
Percentage of flagged data per O3 profile



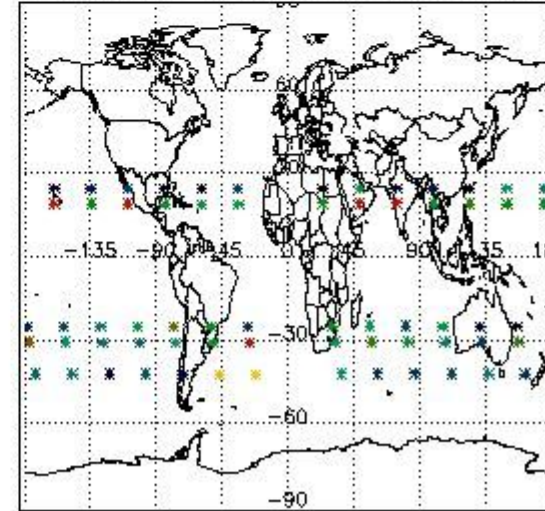
Percentage of flagged data per H2O profile



Percentage of flagged data per NO2 profile



Percentage of flagged data per NO3 profile

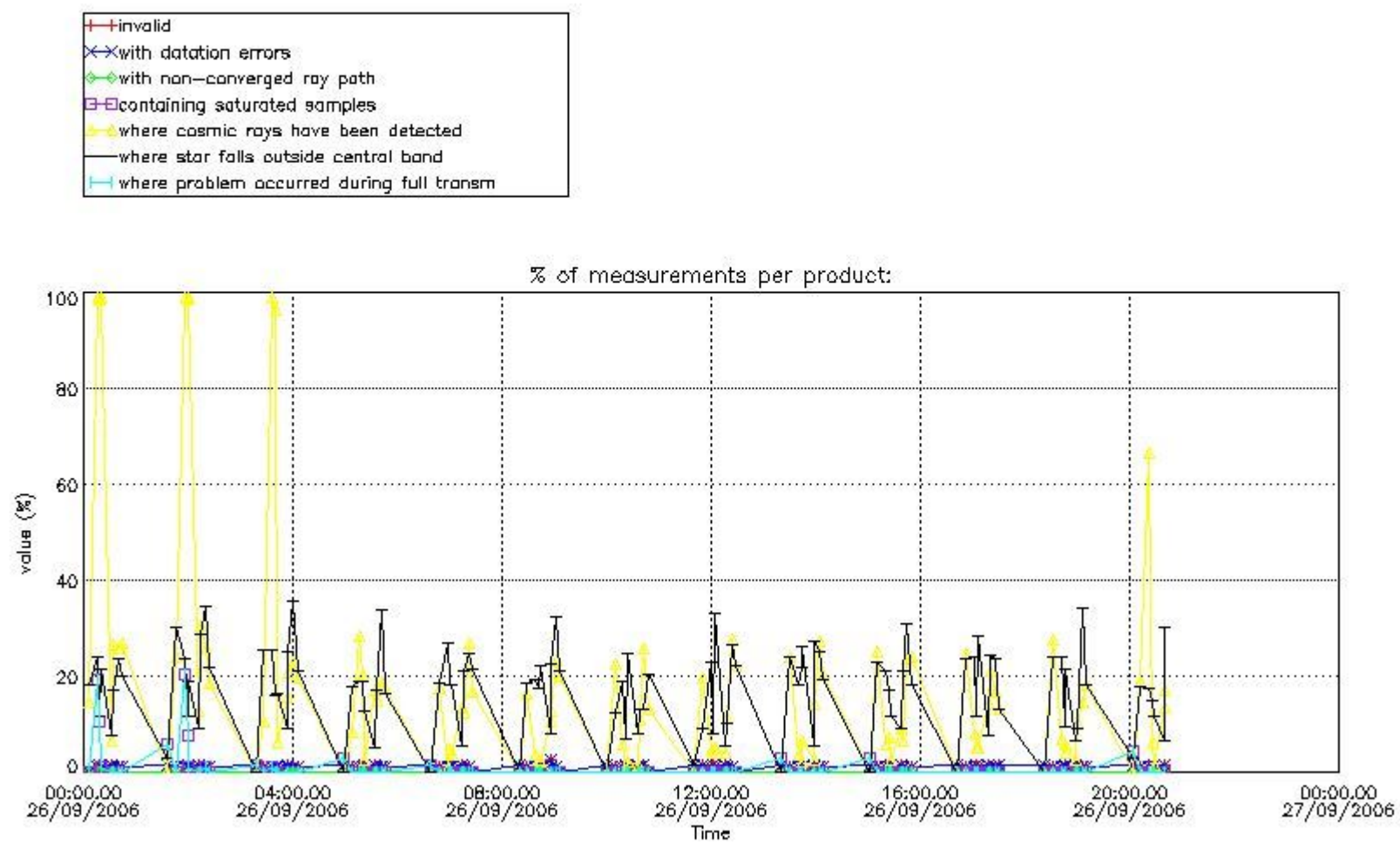


#### 4. Level 1 quality information per product

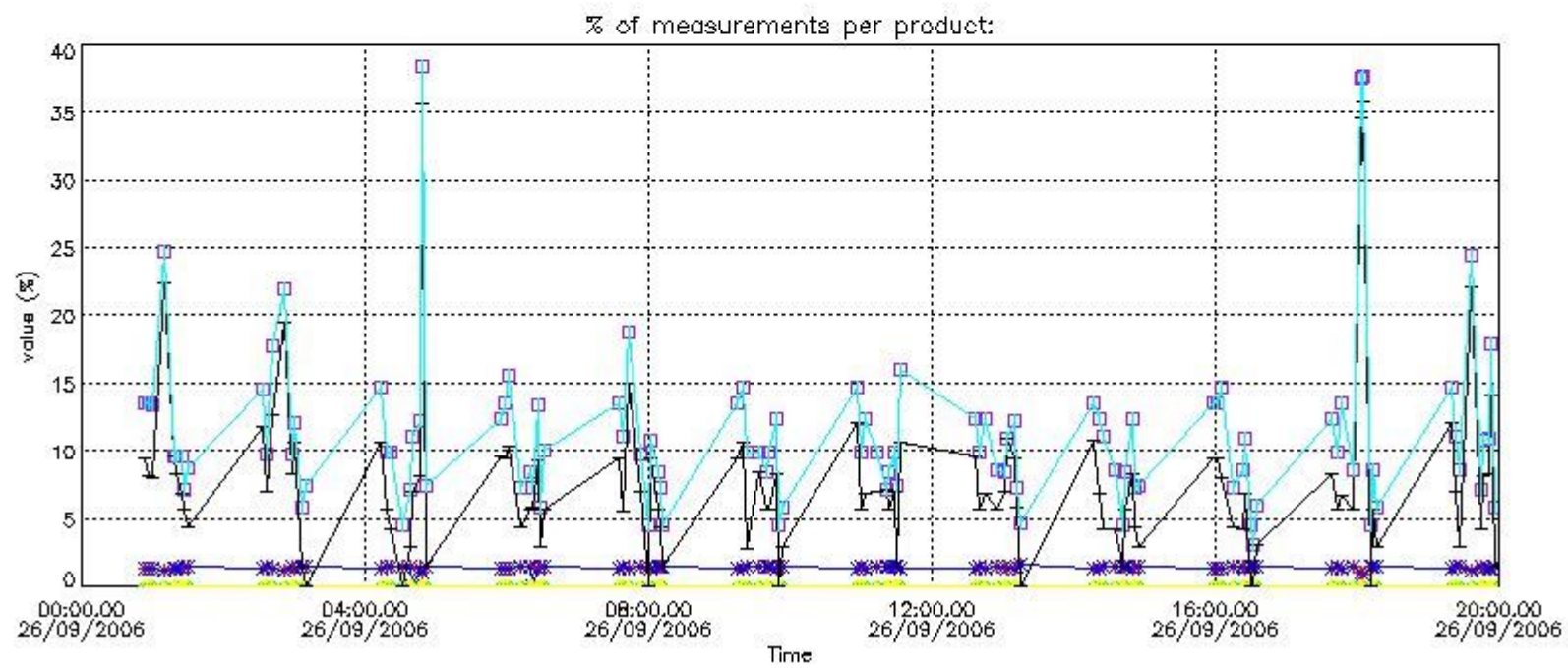
In this section it is plotted some information contained in the Quality Summary data set of the level 2 products that comes from the level 1b processing. Products without errors (error flag in the MPH set to "0") are used.

##### 4.1 Plot quality information per product (time dependant) coming from level 1b processing

###### 4.1.1 Plot level 1 quality information per product (time dependant): ENVISAT ASCENDING passes



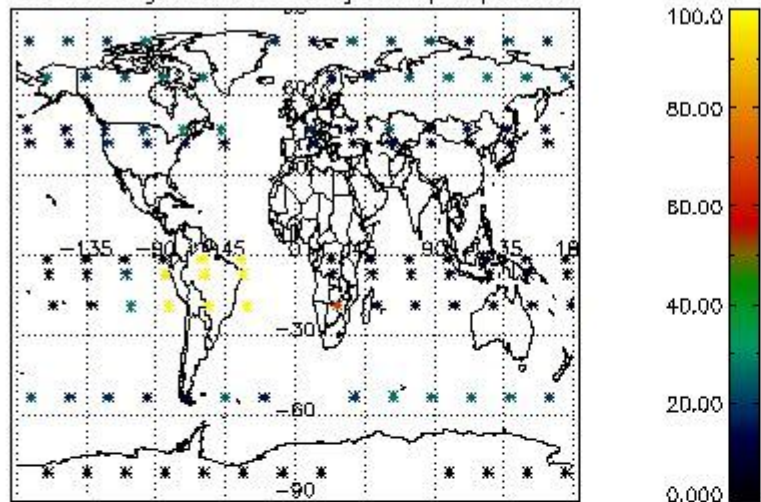
4.1.2 Plot level 1 quality information per product (time dependant): ENVI SAT DESCENDING passes



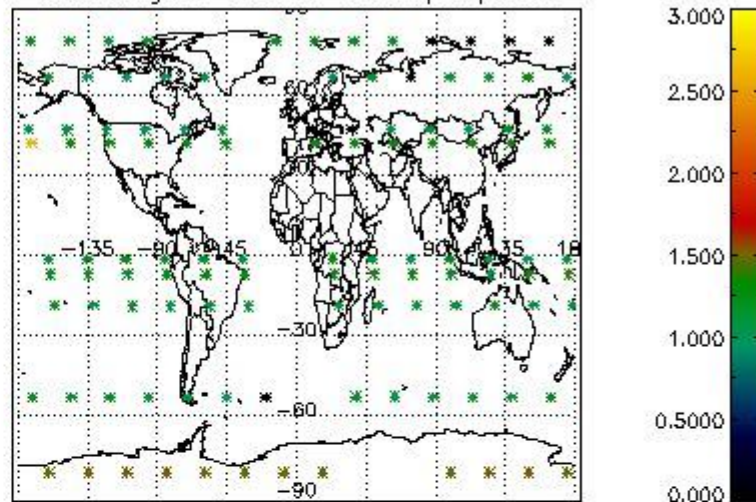
*4.2 Plot quality information per product coming from level 1b processing (world map)*

*4.2.1 Plot level 1 quality information per product (world map): ENVISAT ASCENDING passes*

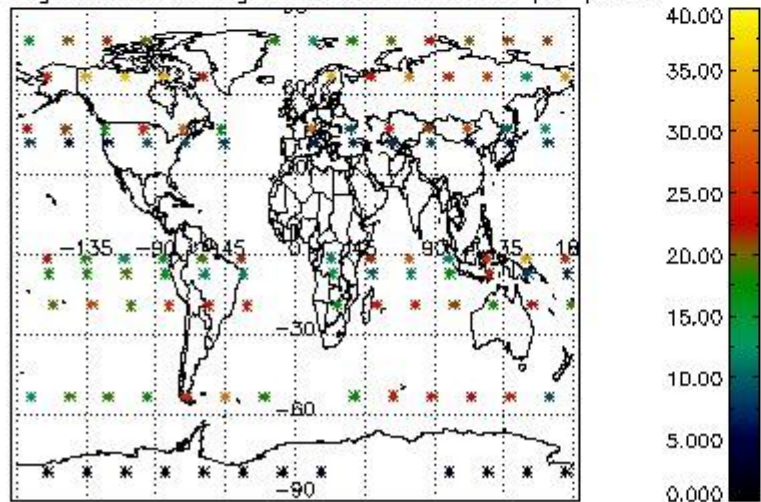
Percentage of cosmic ray hits per profile



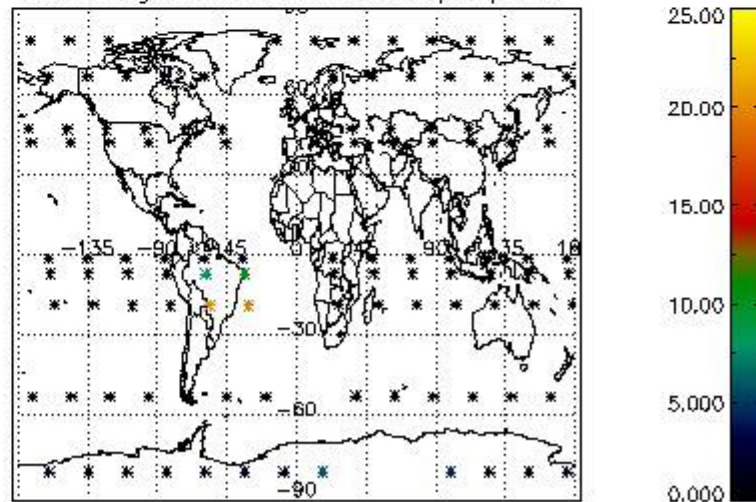
Percentage of datation errors per profile



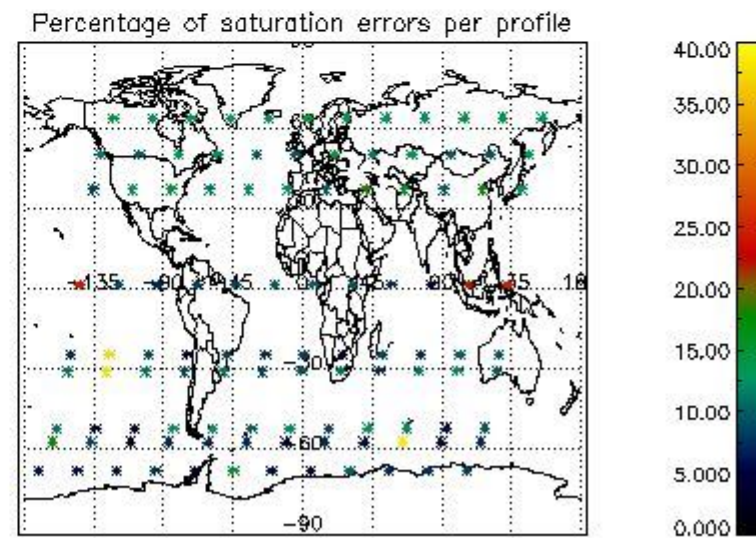
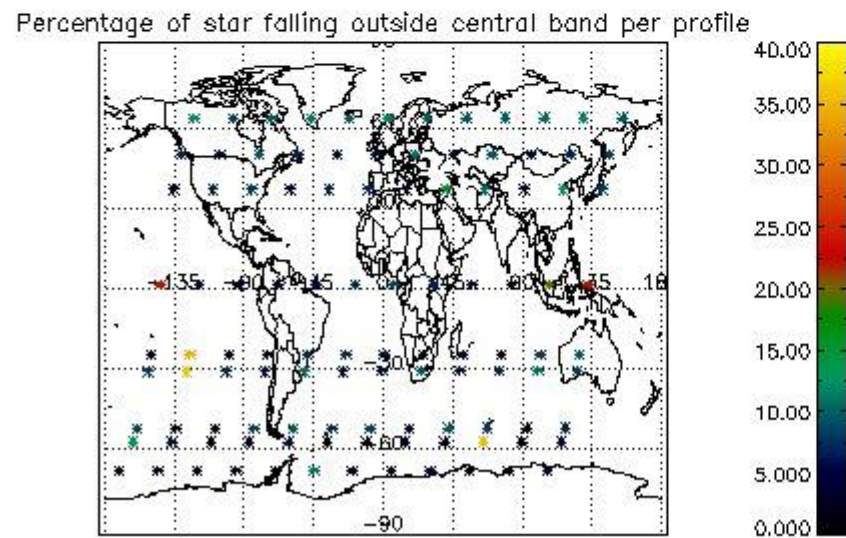
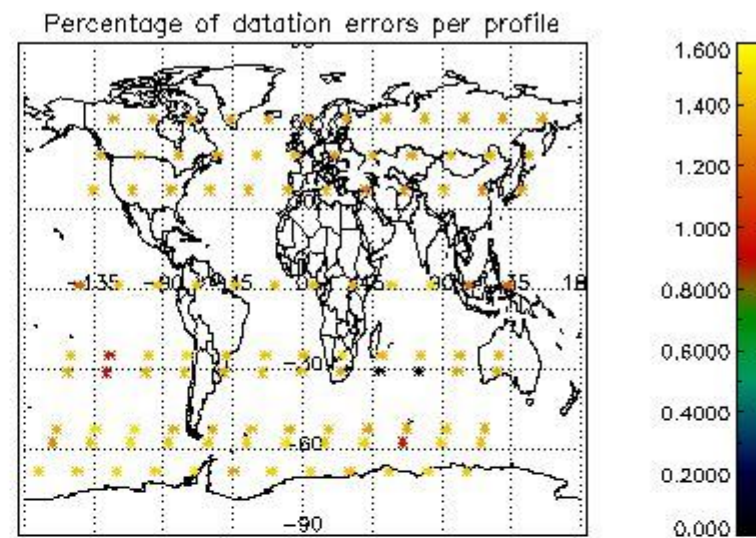
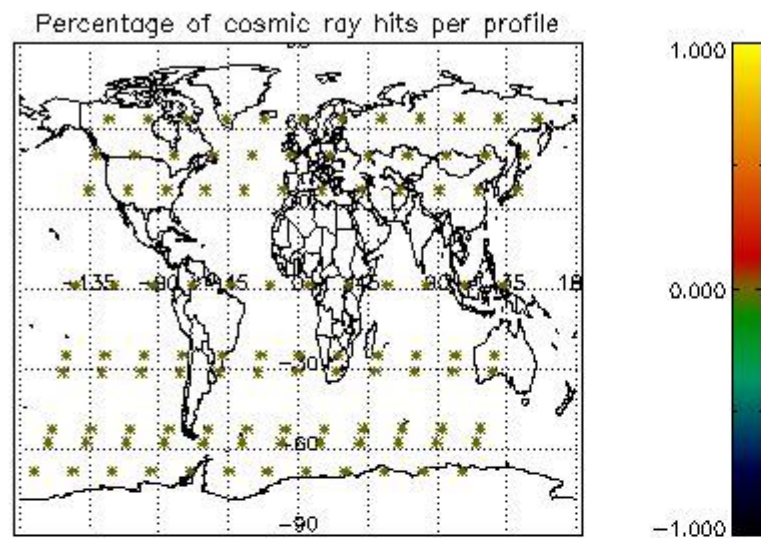
Percentage of star falling outside central band per profile



Percentage of saturation errors per profile



4.2.2 Plot level 1 quality information per product (world map): ENVISAT DESCENDING passes



## 5. Trace gas profiles

### 5.1 Ozone statistics based on quality of products

The final quality of the products can be "measured" using the STD (Standard Deviation) attached to every point profile. This information is written to the parameter GOM\_NL\_\_2P/NL\_LOCAL\_SPECIES\_DENSITY/o3\_std of the level 2 products. The table below shows the statistics for given STD ranges.

The statistics are given with respect to the overall valid production:

- Products without fatal errors: GOM\_NL\_\_2P/MPH/PRODUCT\_ERR=0
- Valid point profile: GOM\_NL\_\_2P/NL\_LOCAL\_SPECIES\_DENSITY/pcd(0)=0

The 'Criteria' is applied to valid points of dark limb products:

- Products in dark limb illumination condition: GOM\_NL\_\_2P/NL\_SUMMARY\_QUALITY/obs\_ill\_cond=0
- Products without fatal errors: GOM\_NL\_\_2P/MPH/PRODUCT\_ERR=0
- Valid point profile: GOM\_NL\_\_2P/NL\_LOCAL\_SPECIES\_DENSITY/pcd(0)=0

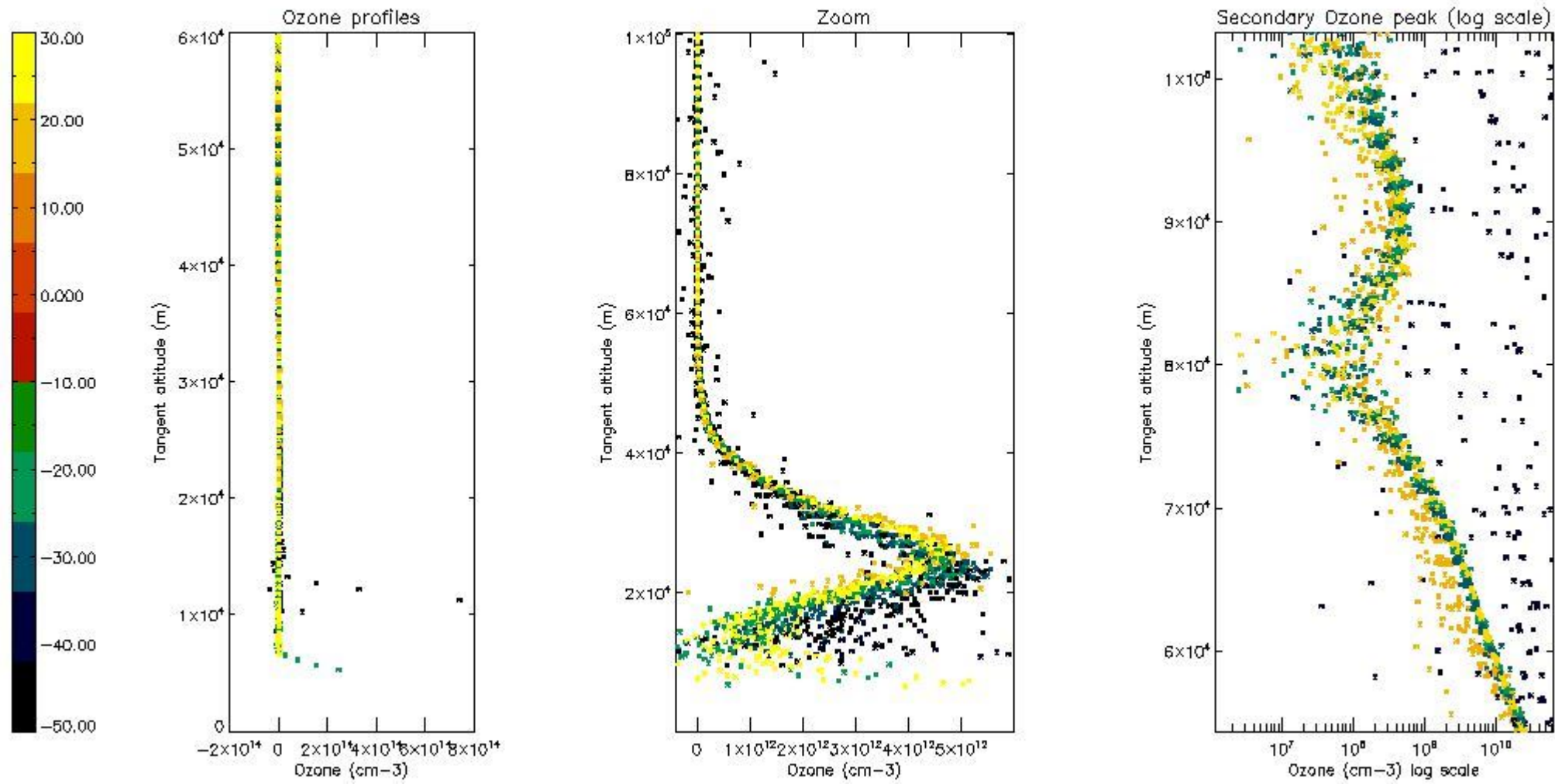
So, the table below shows the percentage of dark limb and valid observations for each criteria with respect to the overall valid daily observations.

Criteria	% of total production
All STD	32
STD < 20	16

STD < 10	13
STD < 5	6

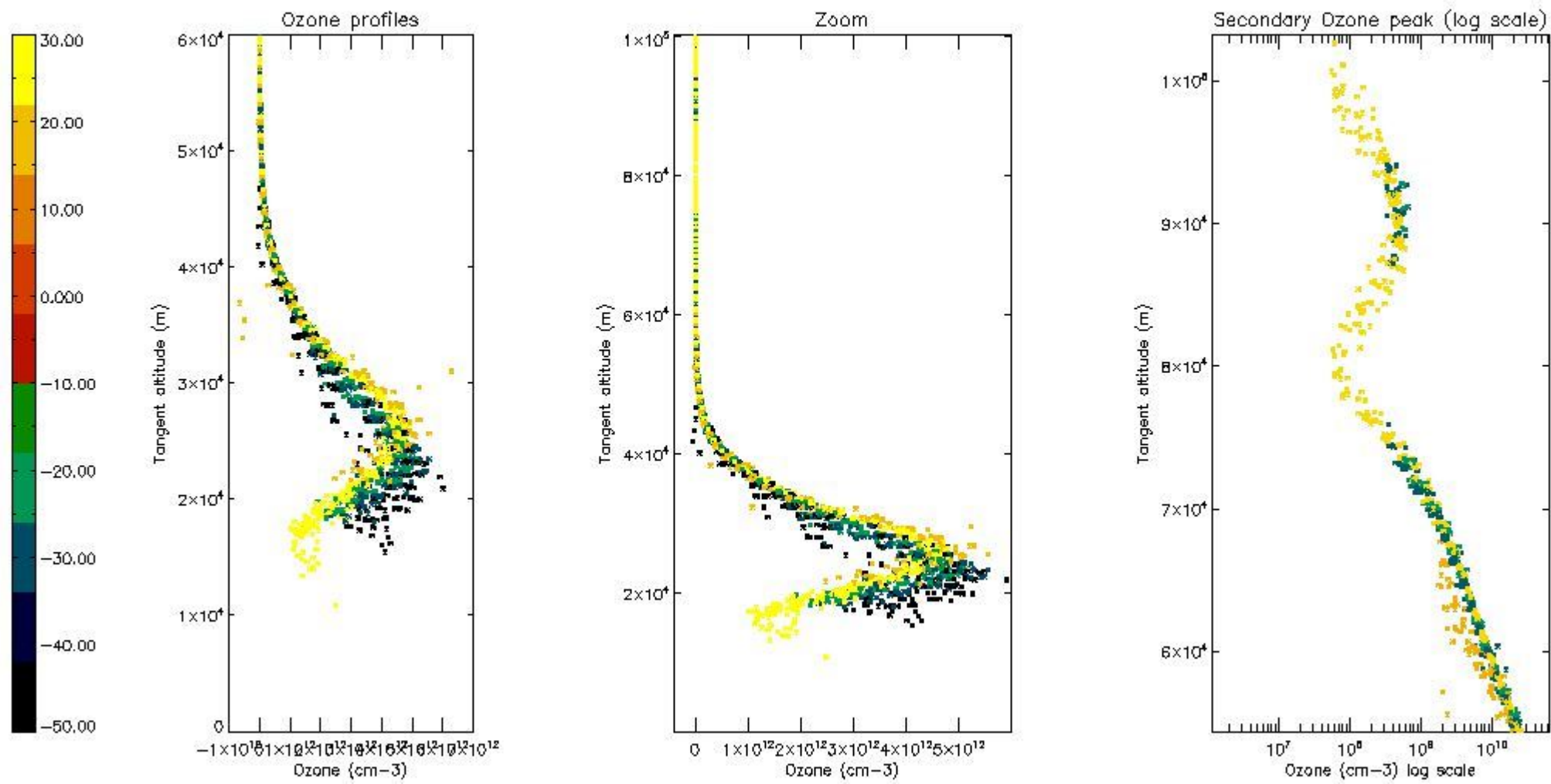
5.2 Plot ozone profiles for all STD (dark without errors)

The colorbar represents the latitude.



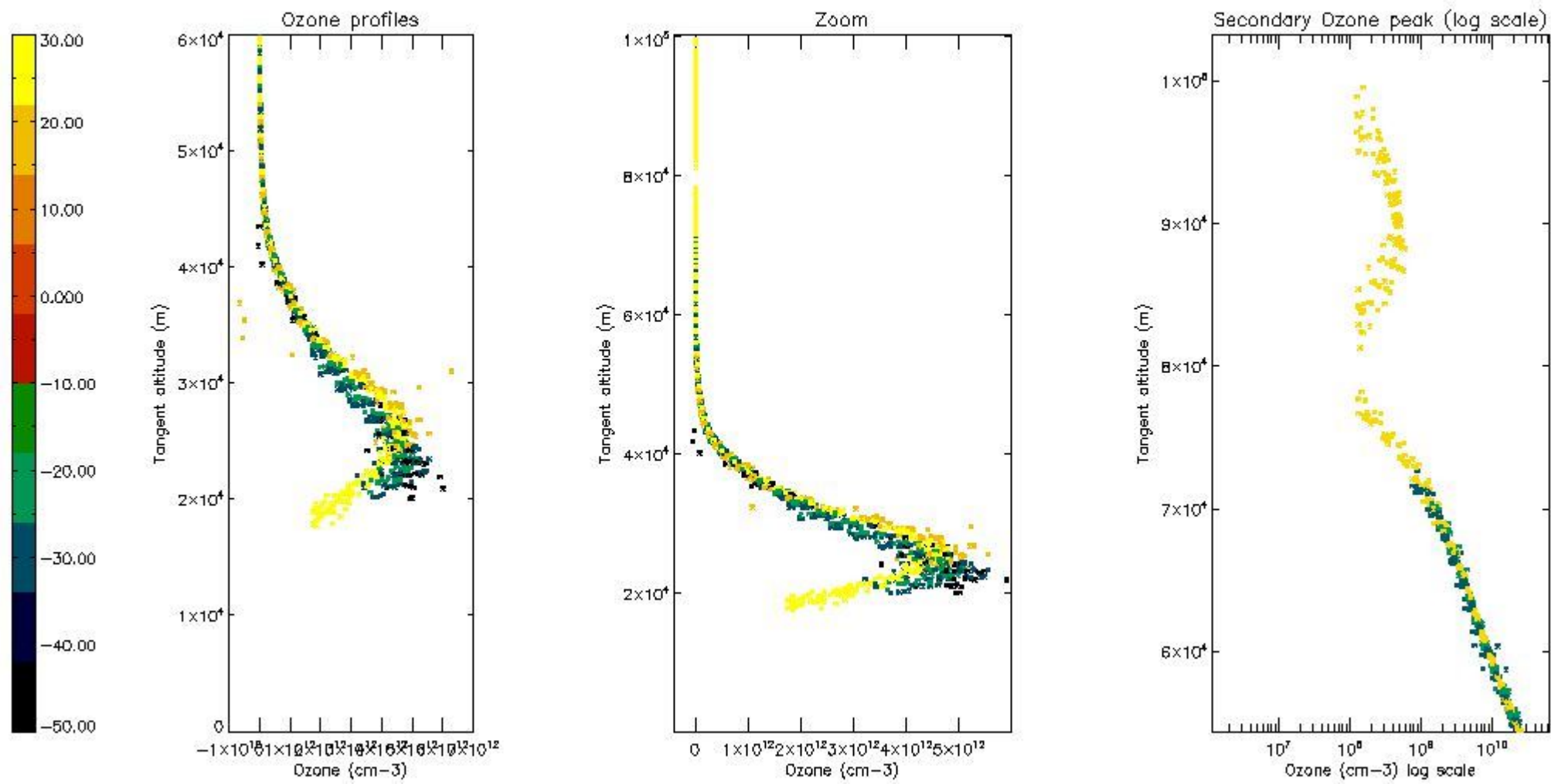
5.3 Plot ozone profiles where STD < 20% (dark without errors)

The colorbar represents the latitude.



*5.4 Plot ozone profiles where STD < 10% (dark without errors)*

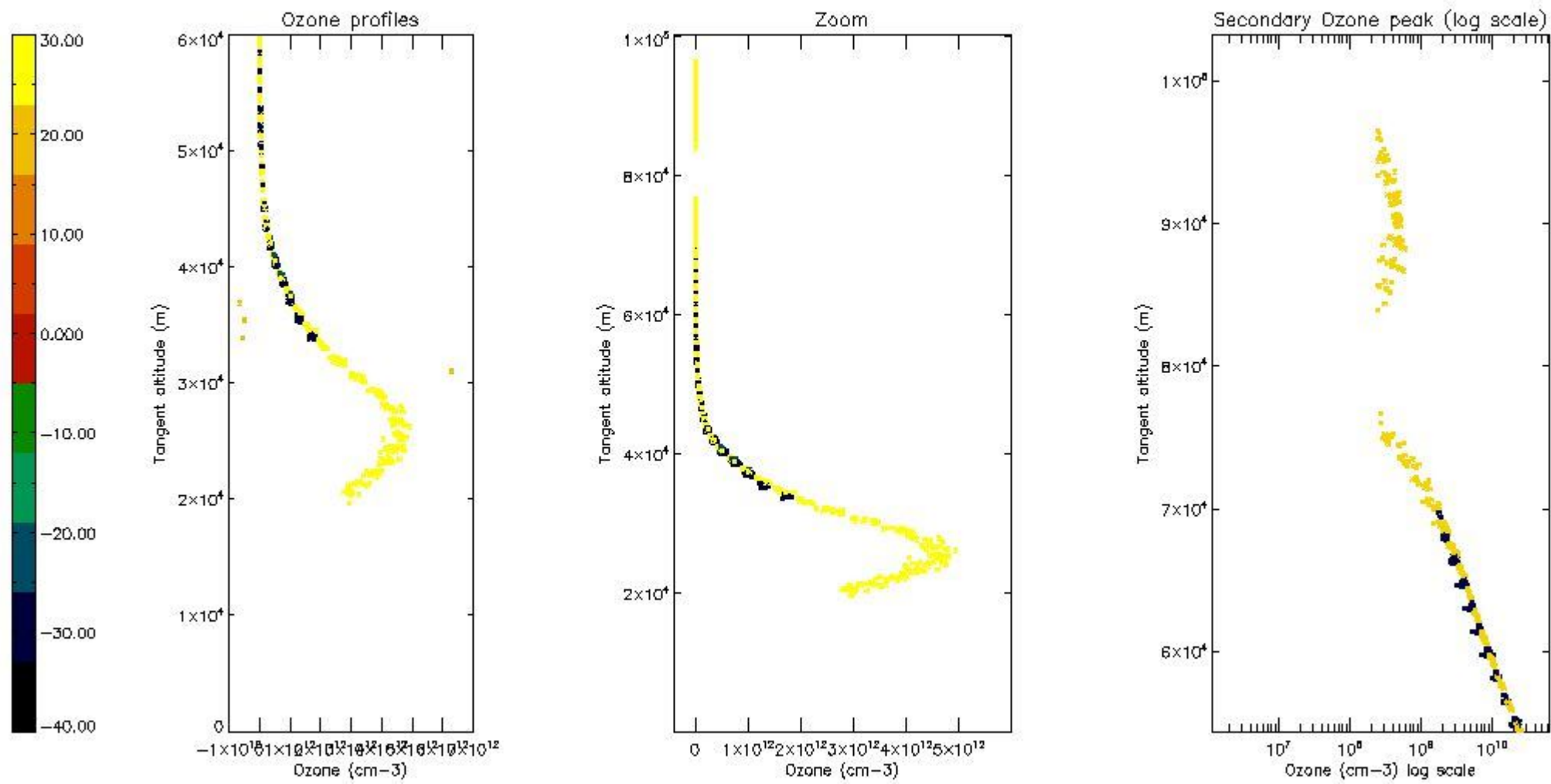
The colorbar represents the latitude.



*5.5 Plot ozone profiles where STD < 5% (dark without errors)*

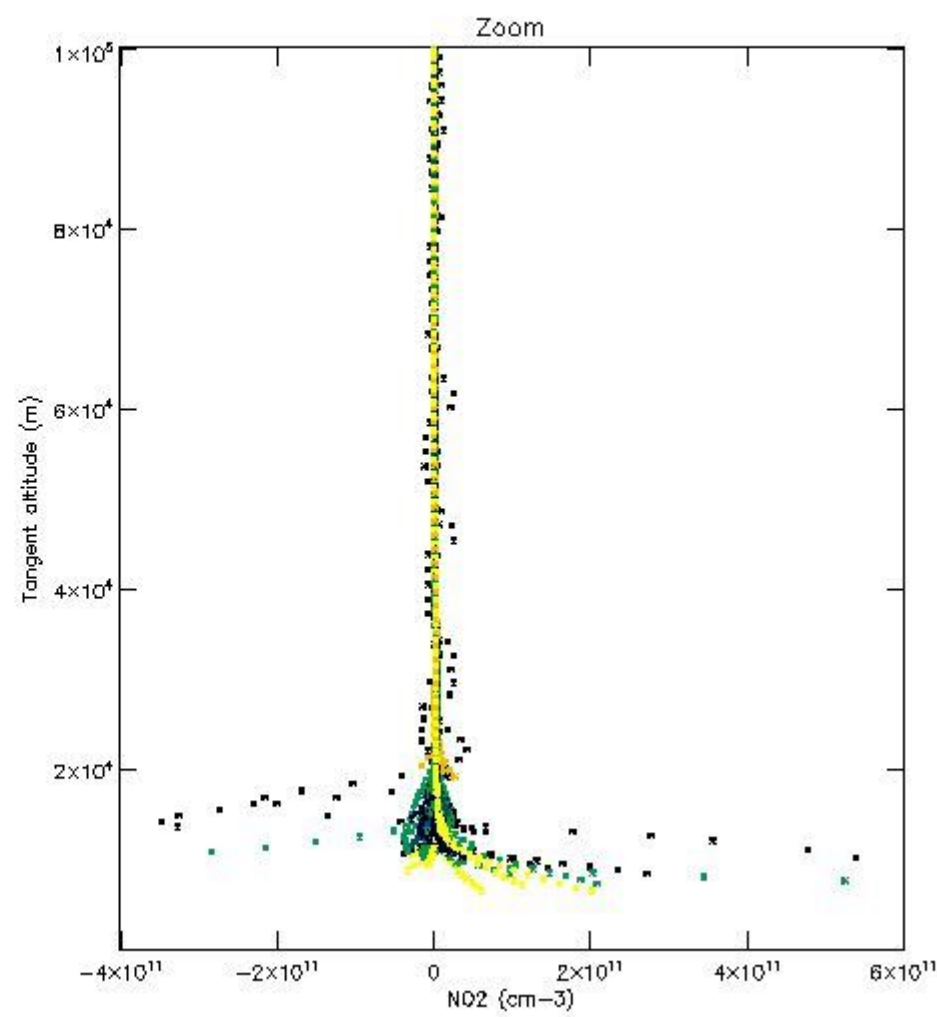
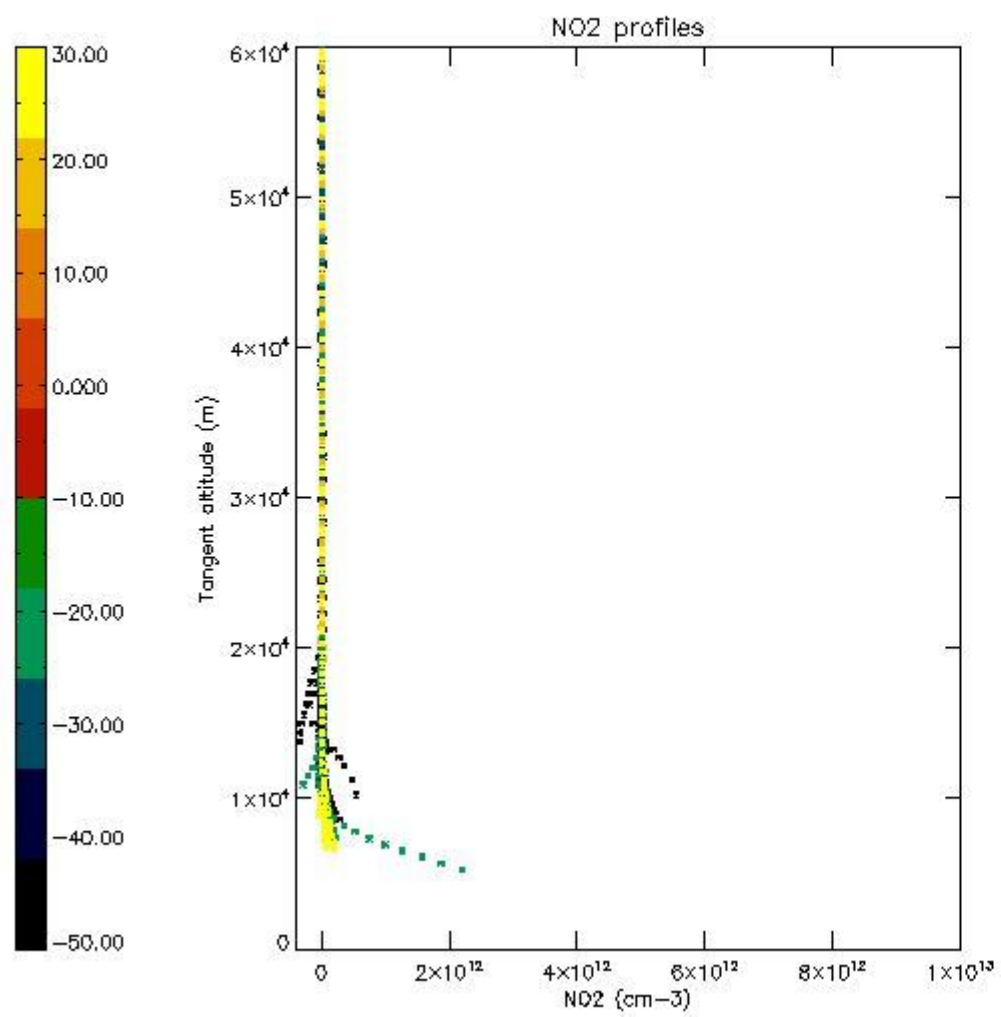
The colorbar represents the latitude.





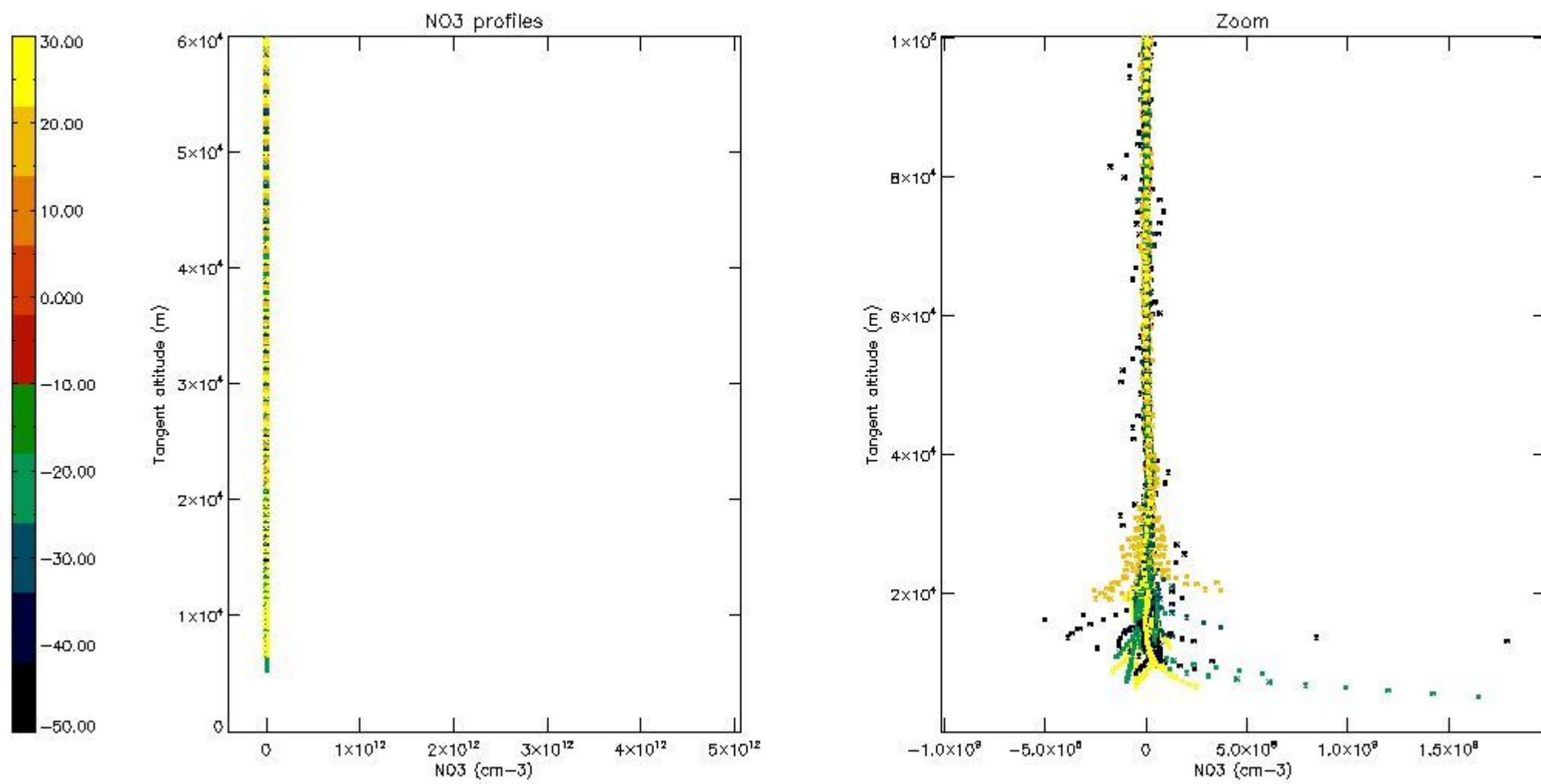
*5.6 Plot NO<sub>2</sub> profiles for all STD (dark without errors)*

The colorbar represents the latitude.



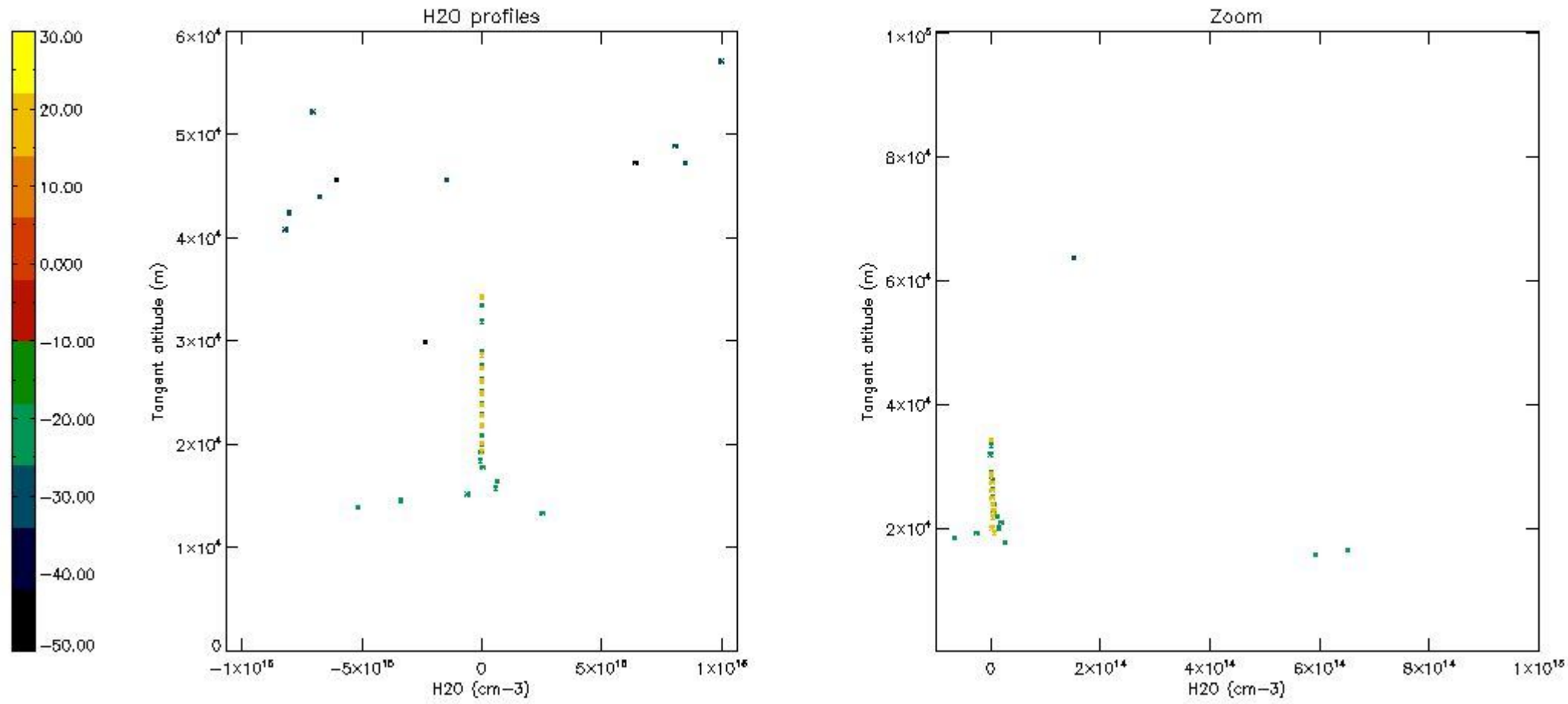
*5.7 Plot NO3 profiles for all STD (dark without errors)*

The colorbar represents the latitude.



5.8 Plot H2O profiles for all STD (only for occultations of stars 1,2,3,4,13,14,16,26,63 dark without errors)

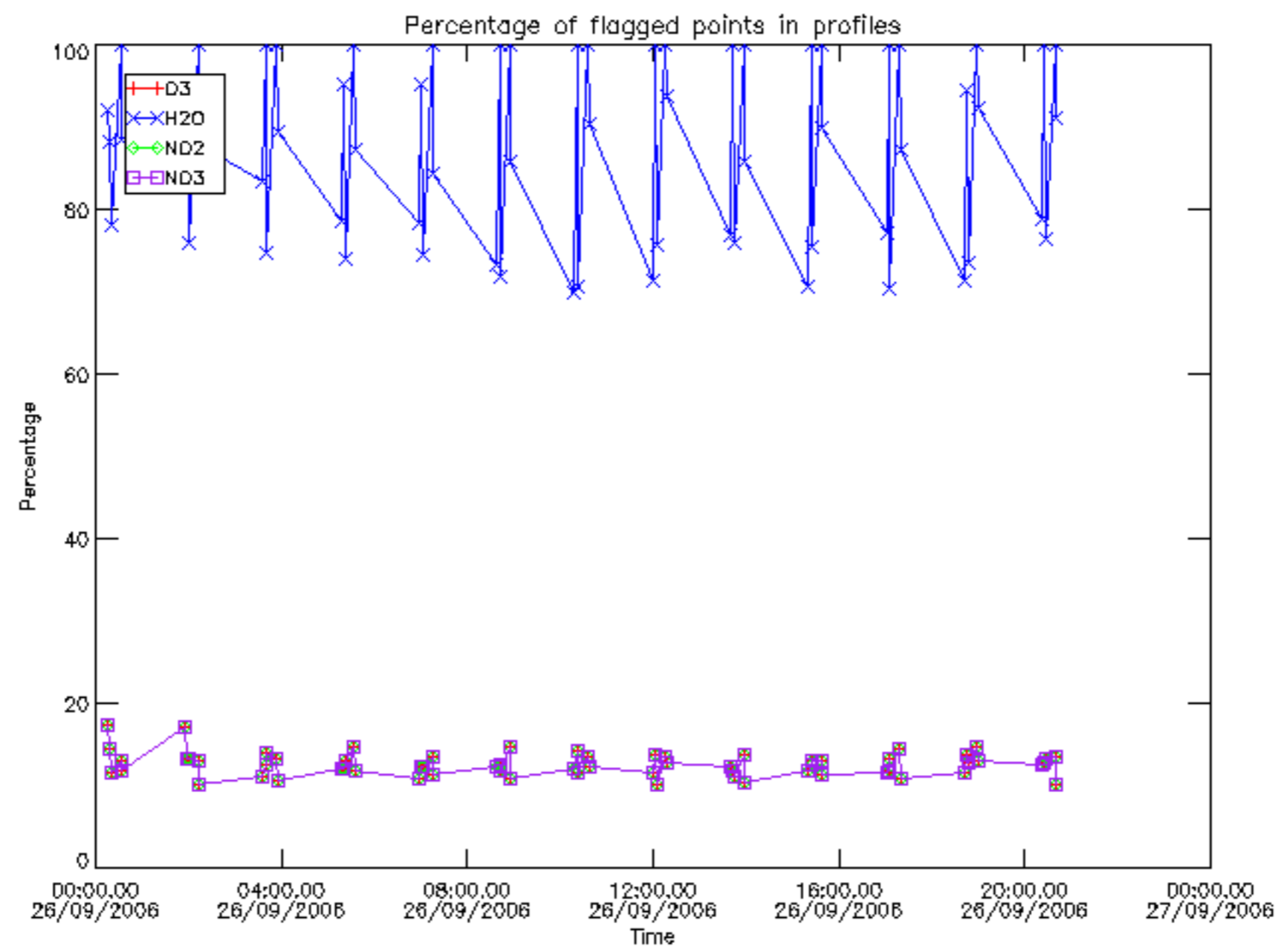
The colorbar represents the latitude.



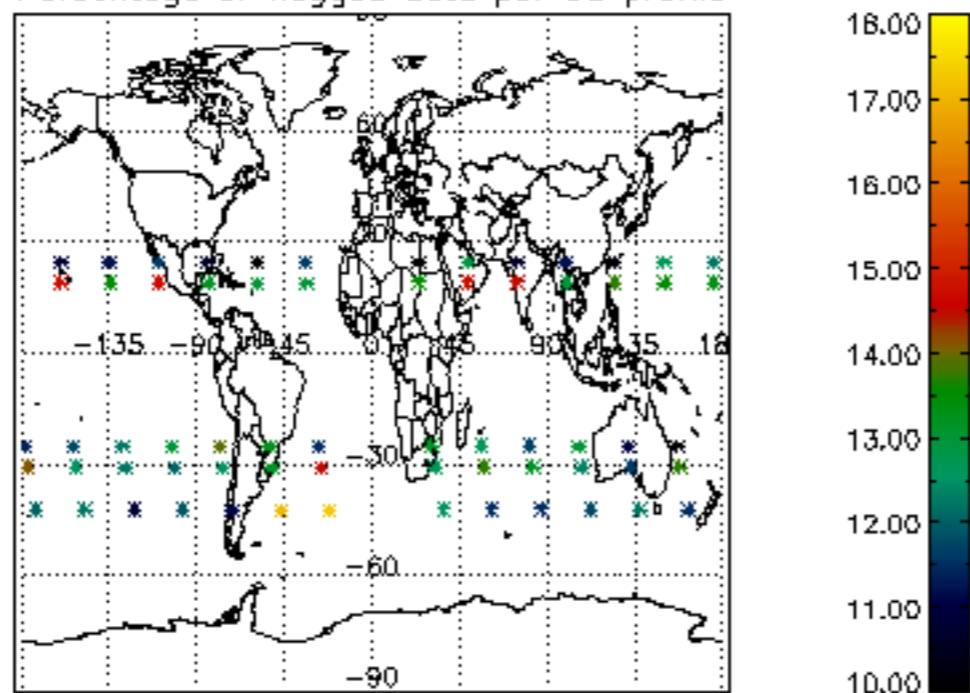
## 6. Auxiliary Data Files used for the production reported in section 2

The number reported in the third column indicates since which file (see list in section 2) the corresponding auxiliary file has been used. The fourth column is the date of those product files.

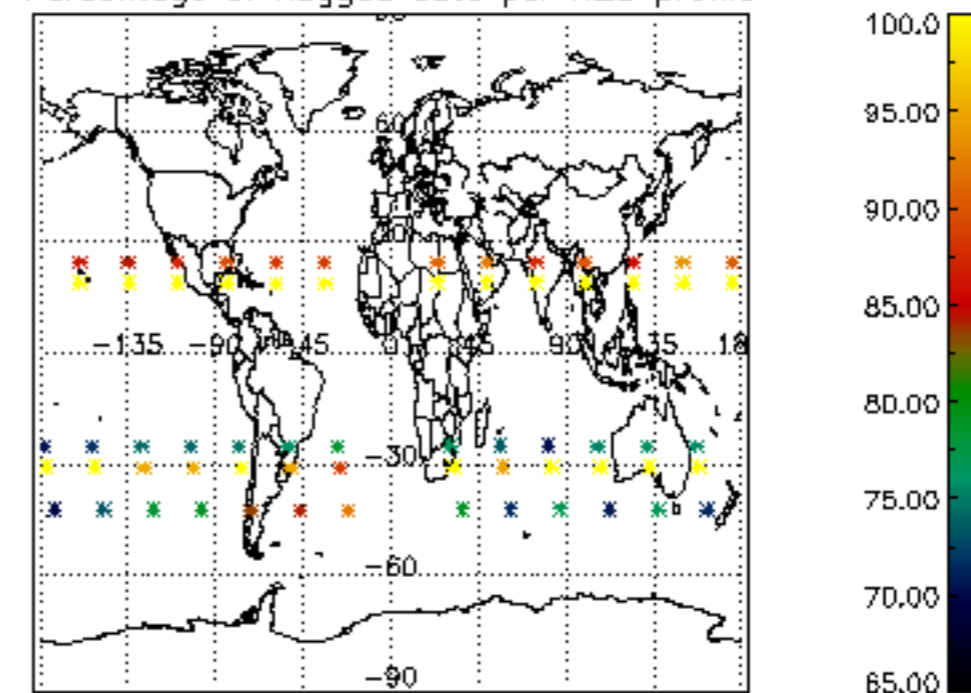
Type	Auxiliary Filename	Used since product	Used since product date
INST_PHYS_CHARACTERISTICS	GOM_INS_AXVIEC20091111_143220_20030716_120000_20500101_000000	1	26-SEP-2006 00:05:26
LEVEL-2_PROC_CONFIG	GOM_PR2_AXVIEC20091111_152718_20020301_000000_20500101_000000	1	26-SEP-2006 00:05:26
CROSS_SECTIONS_FILE	GOM_CRS_AXVIEC20091111_154832_20020301_000000_20500101_000000	1	26-SEP-2006 00:05:26



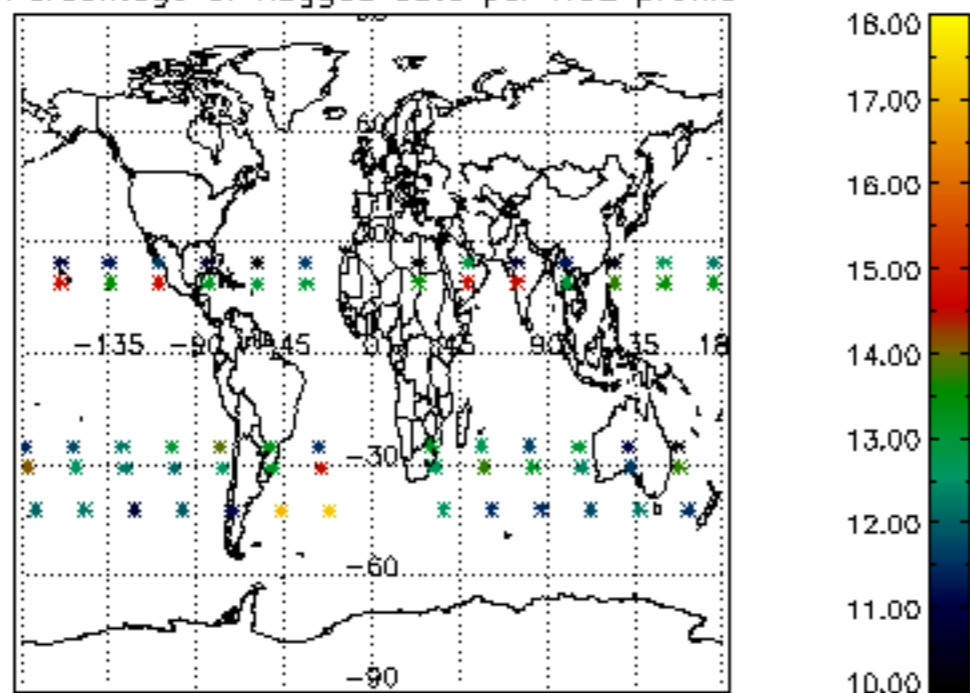
Percentage of flagged data per D3 profile



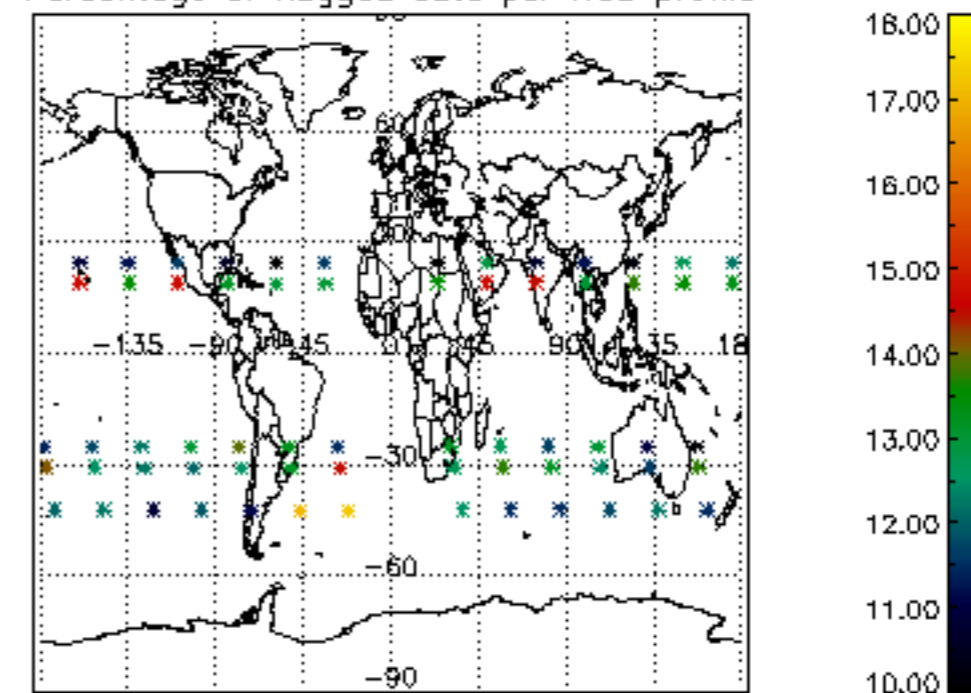
Percentage of flagged data per H2O profile

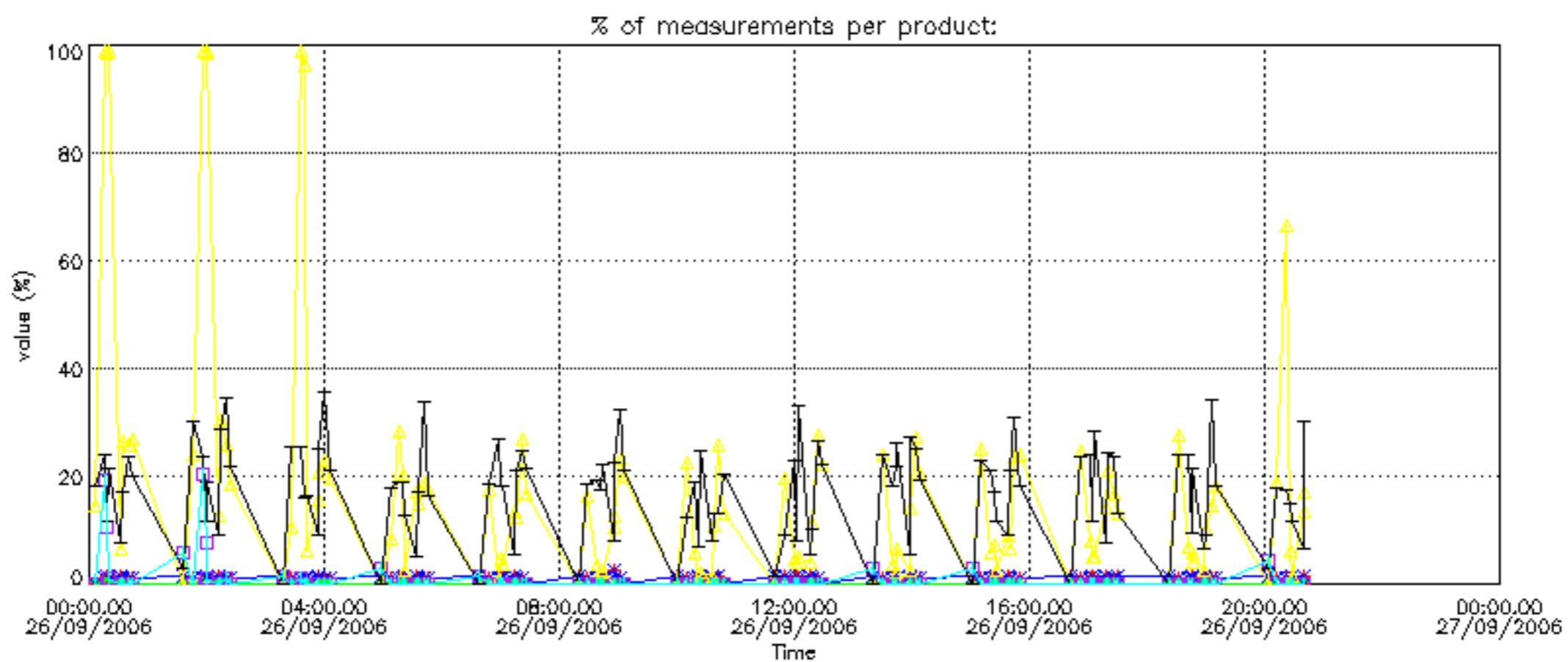


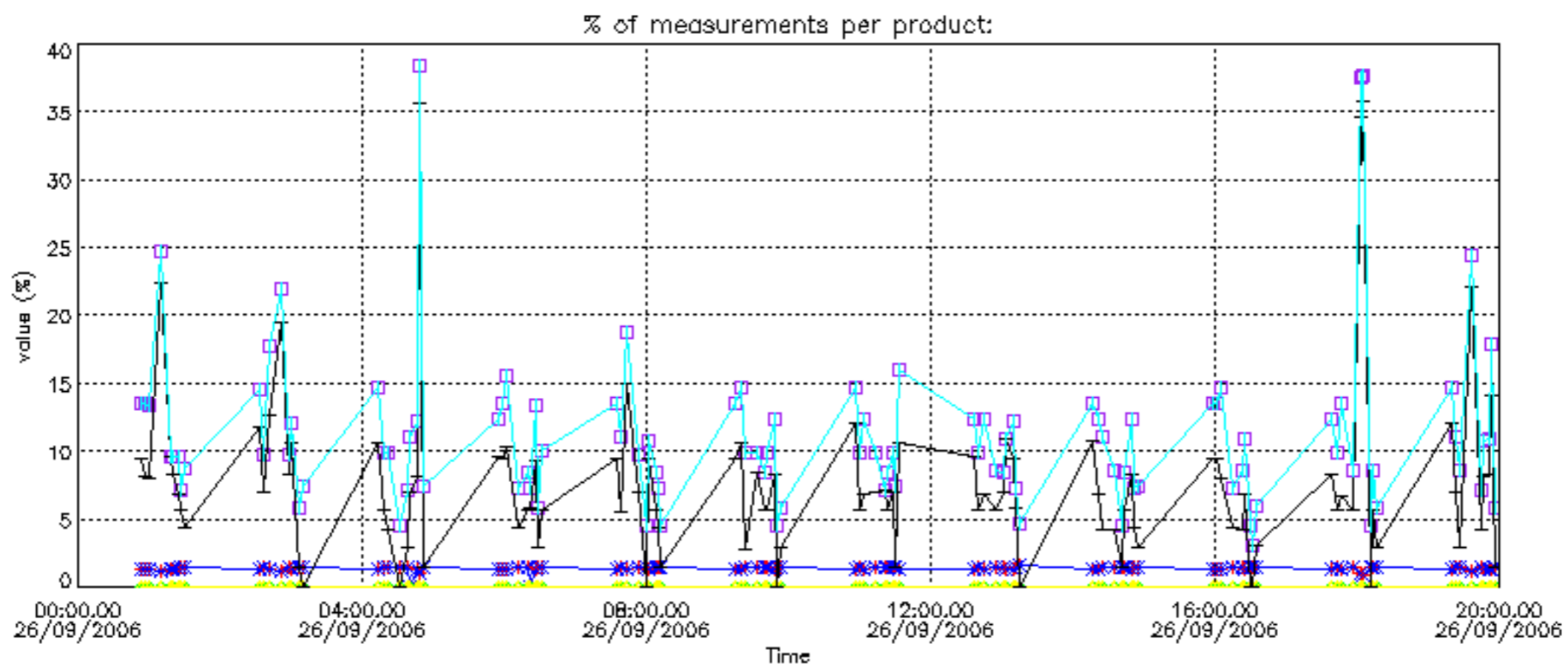
Percentage of flagged data per NO2 profile



Percentage of flagged data per NO3 profile

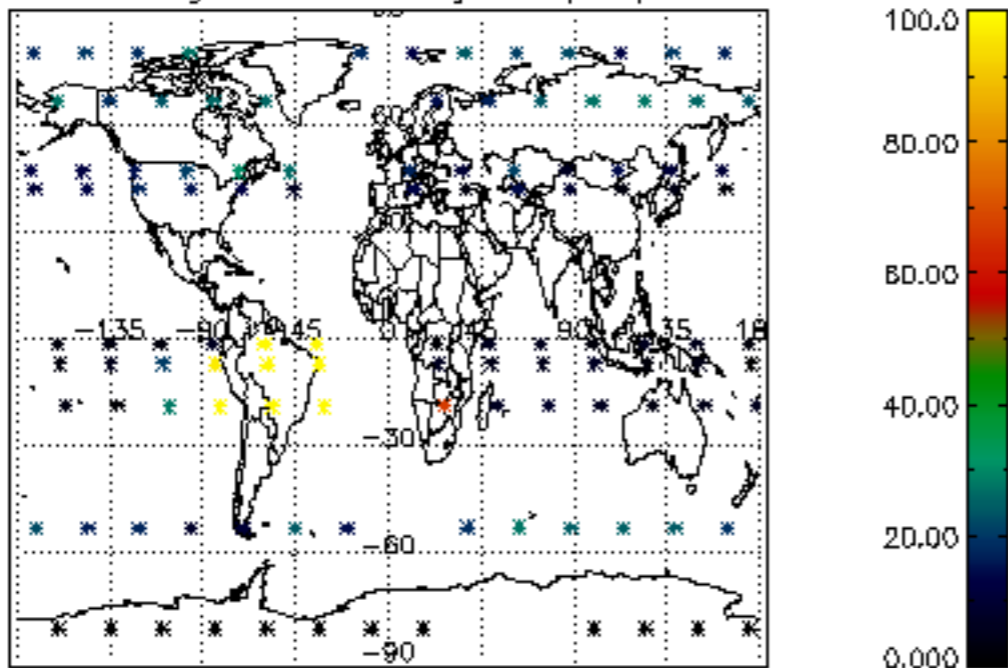




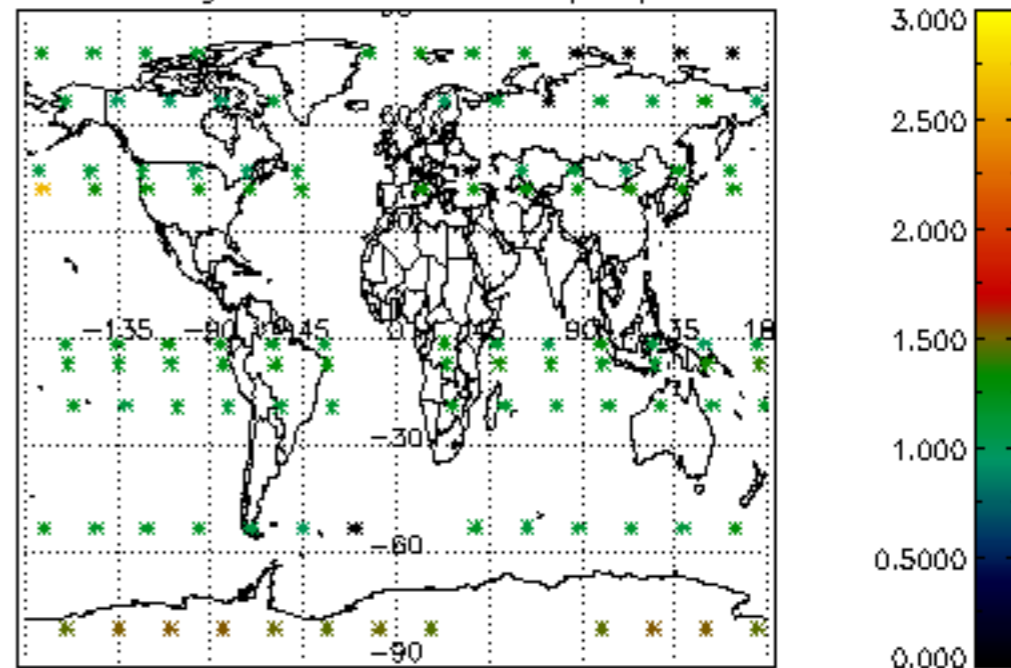




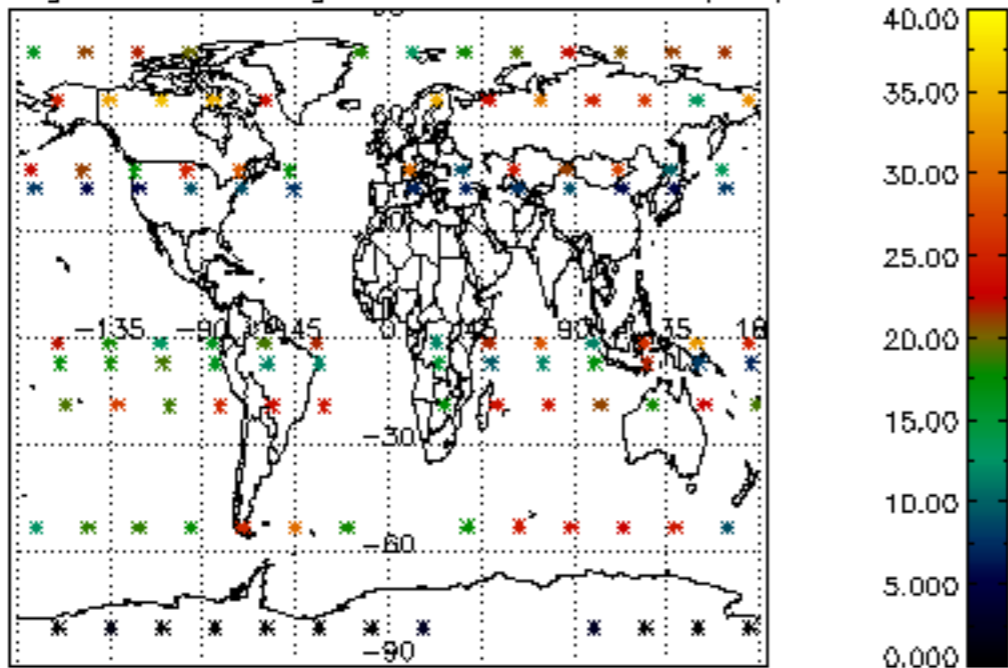
Percentage of cosmic ray hits per profile



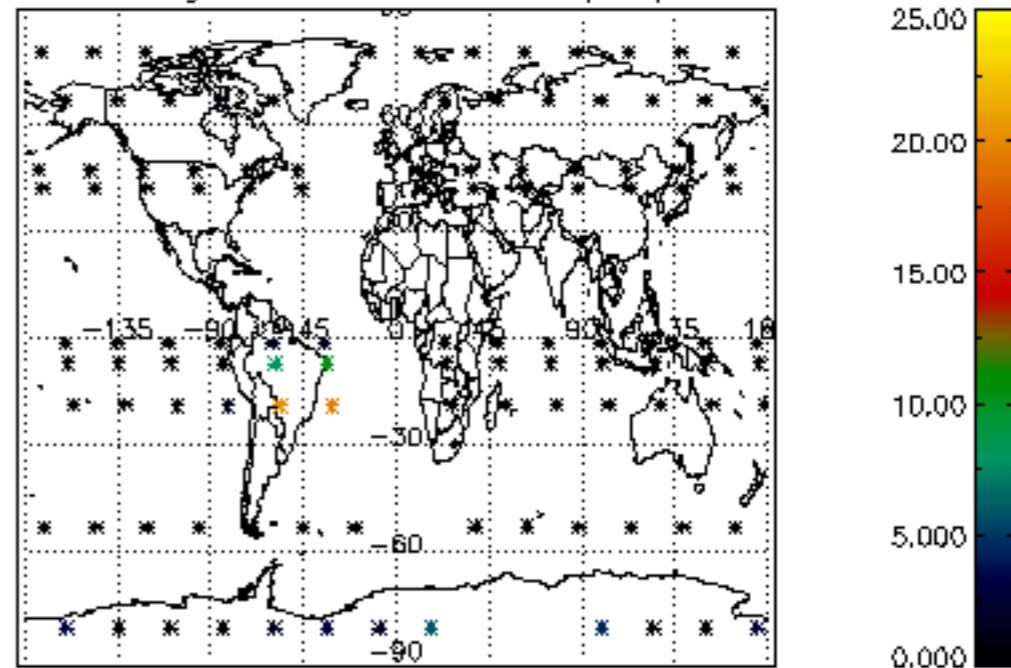
Percentage of datation errors per profile



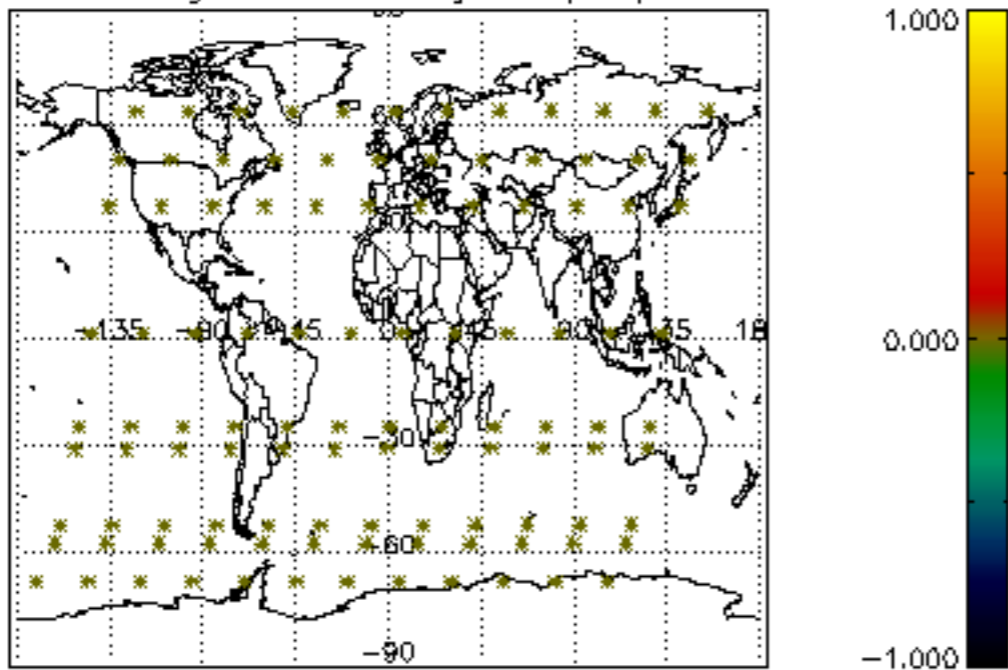
Percentage of star falling outside central band per profile



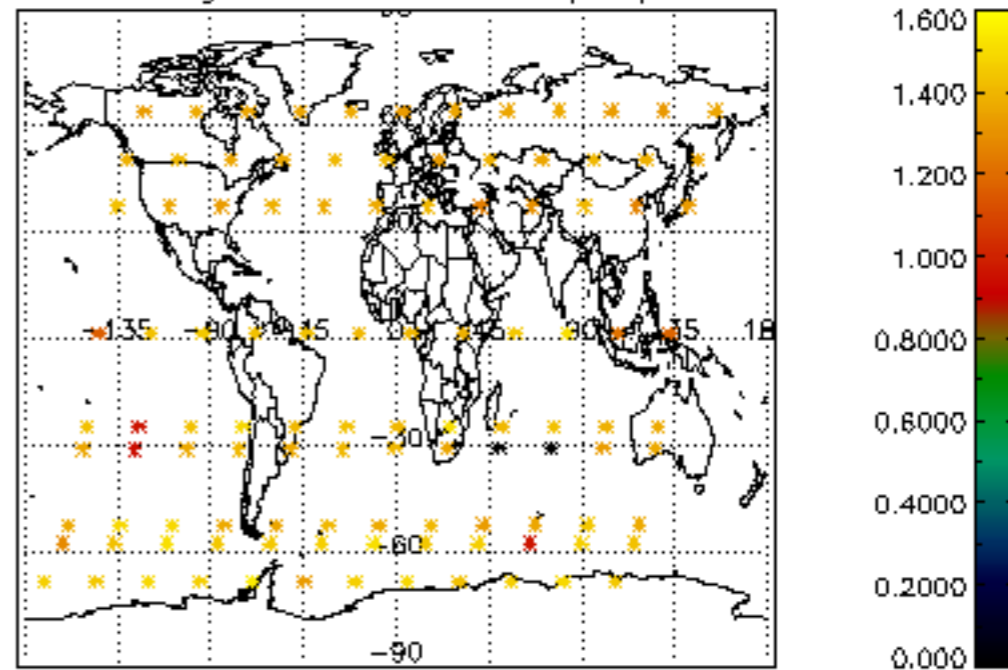
Percentage of saturation errors per profile



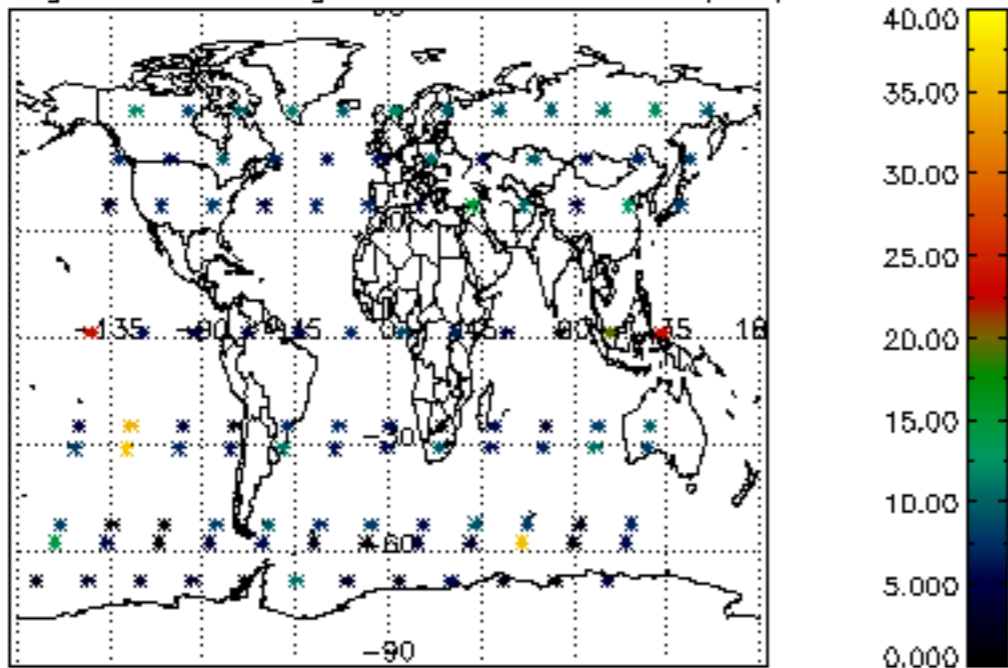
Percentage of cosmic ray hits per profile



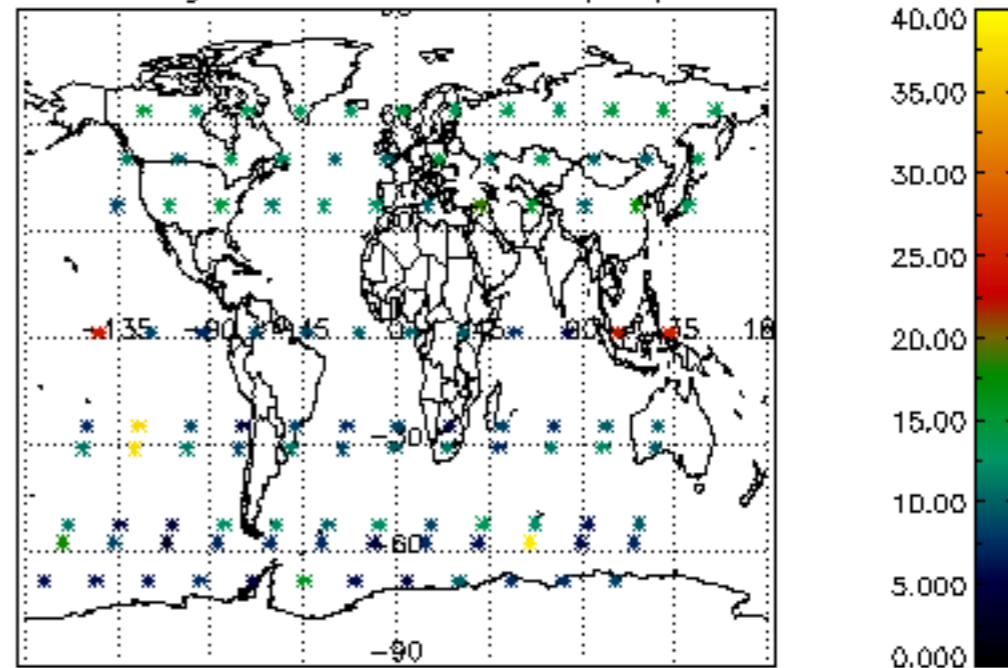
Percentage of datation errors per profile

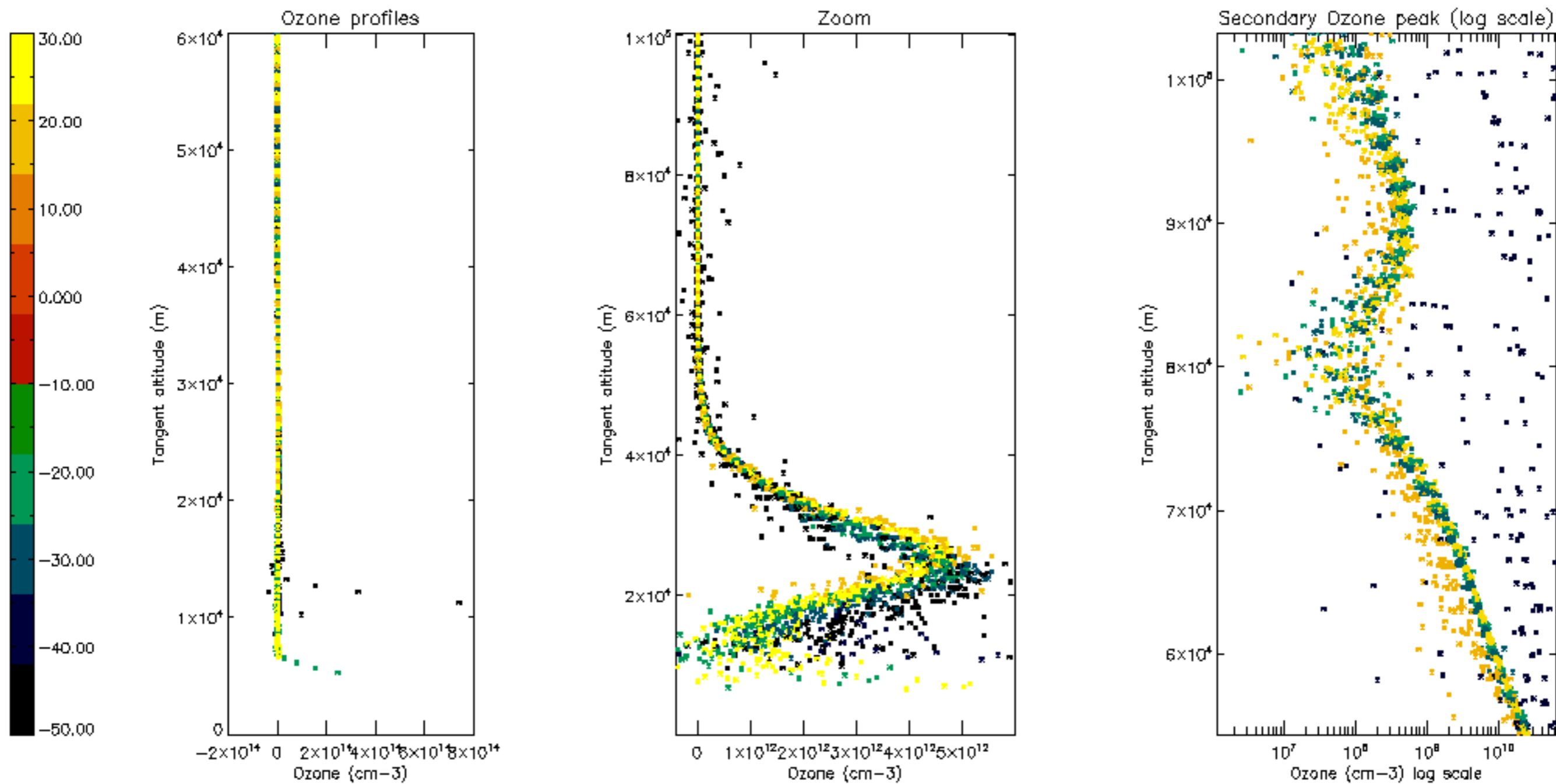


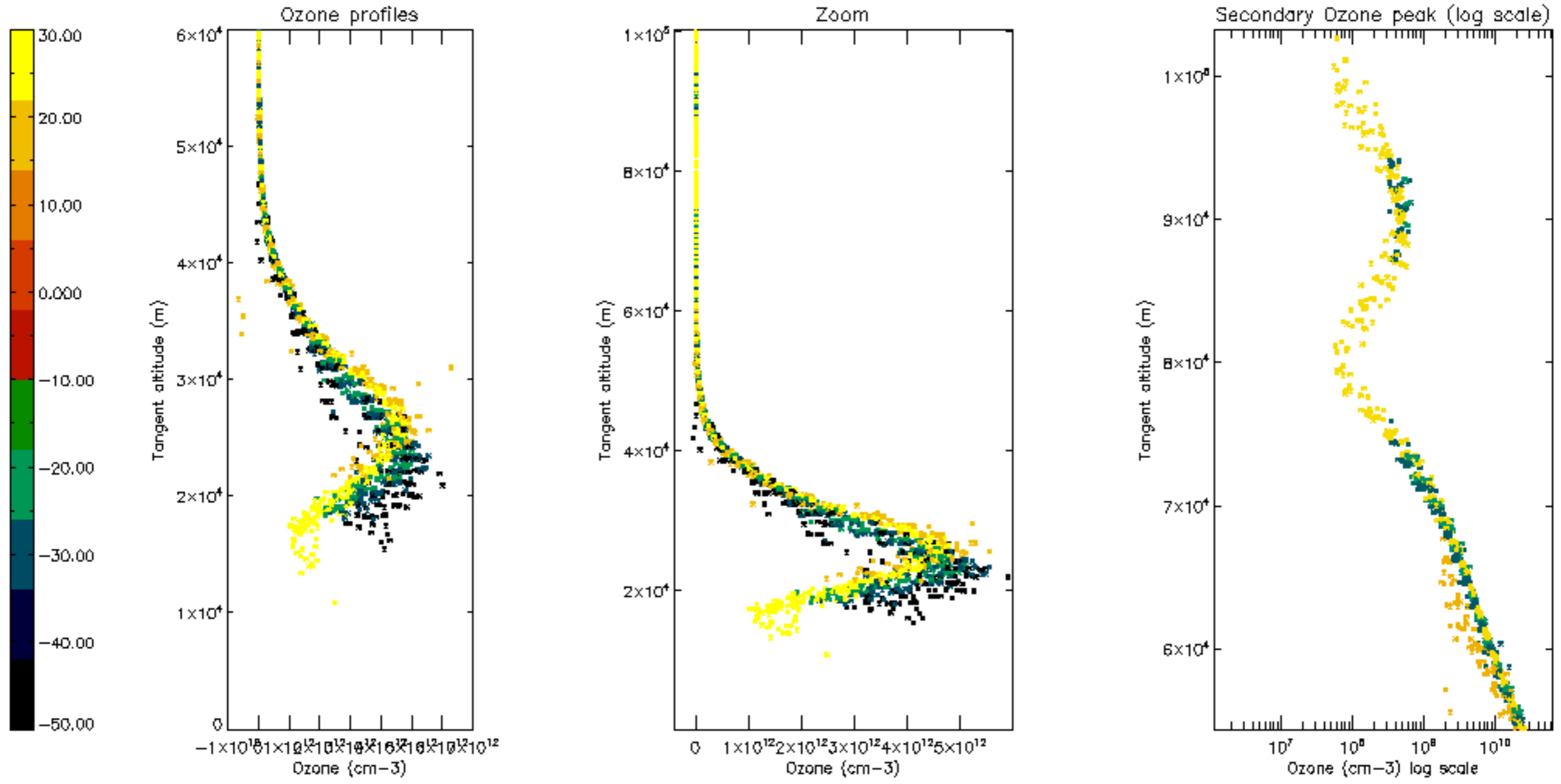
Percentage of star falling outside central band per profile

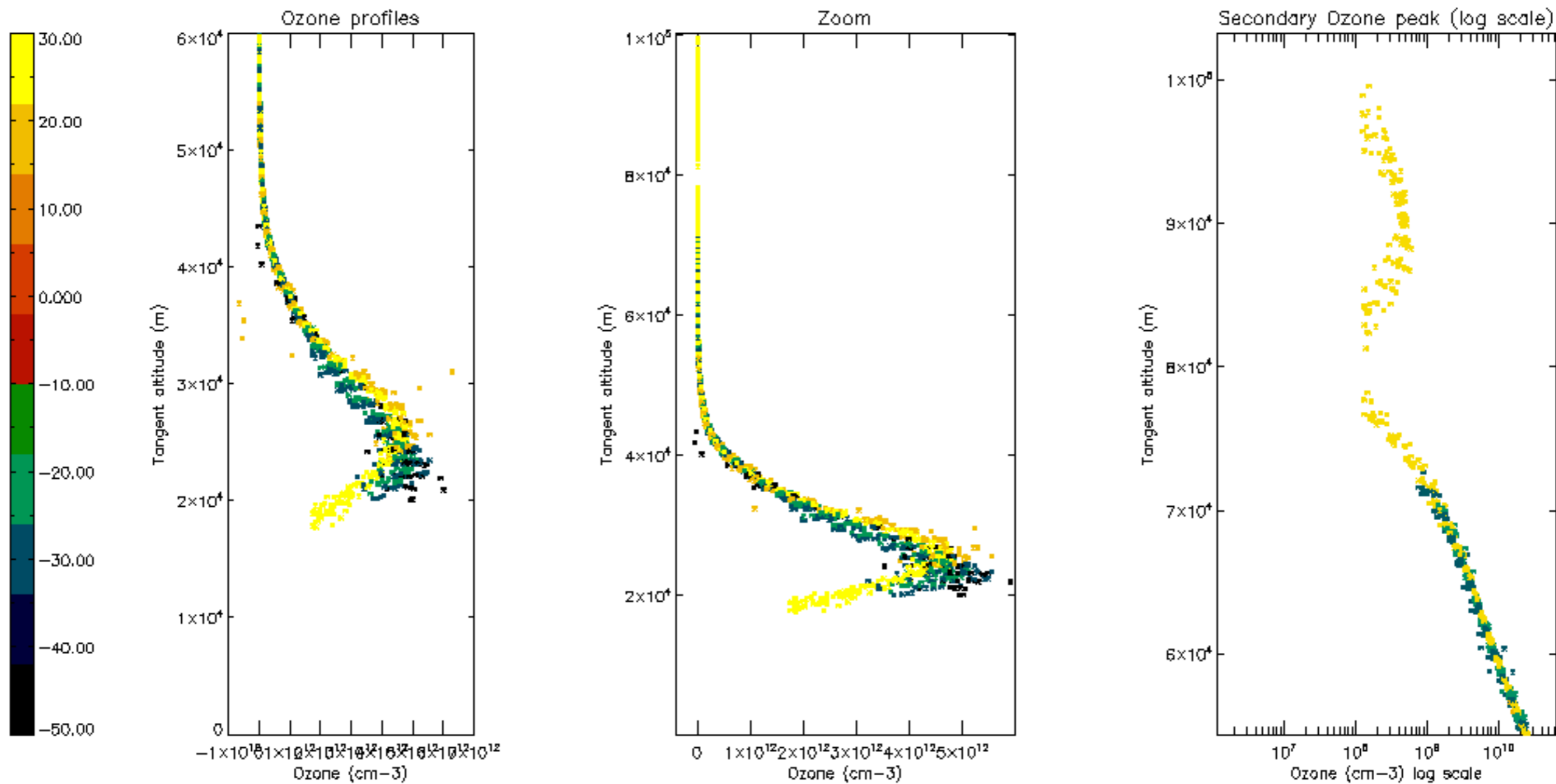


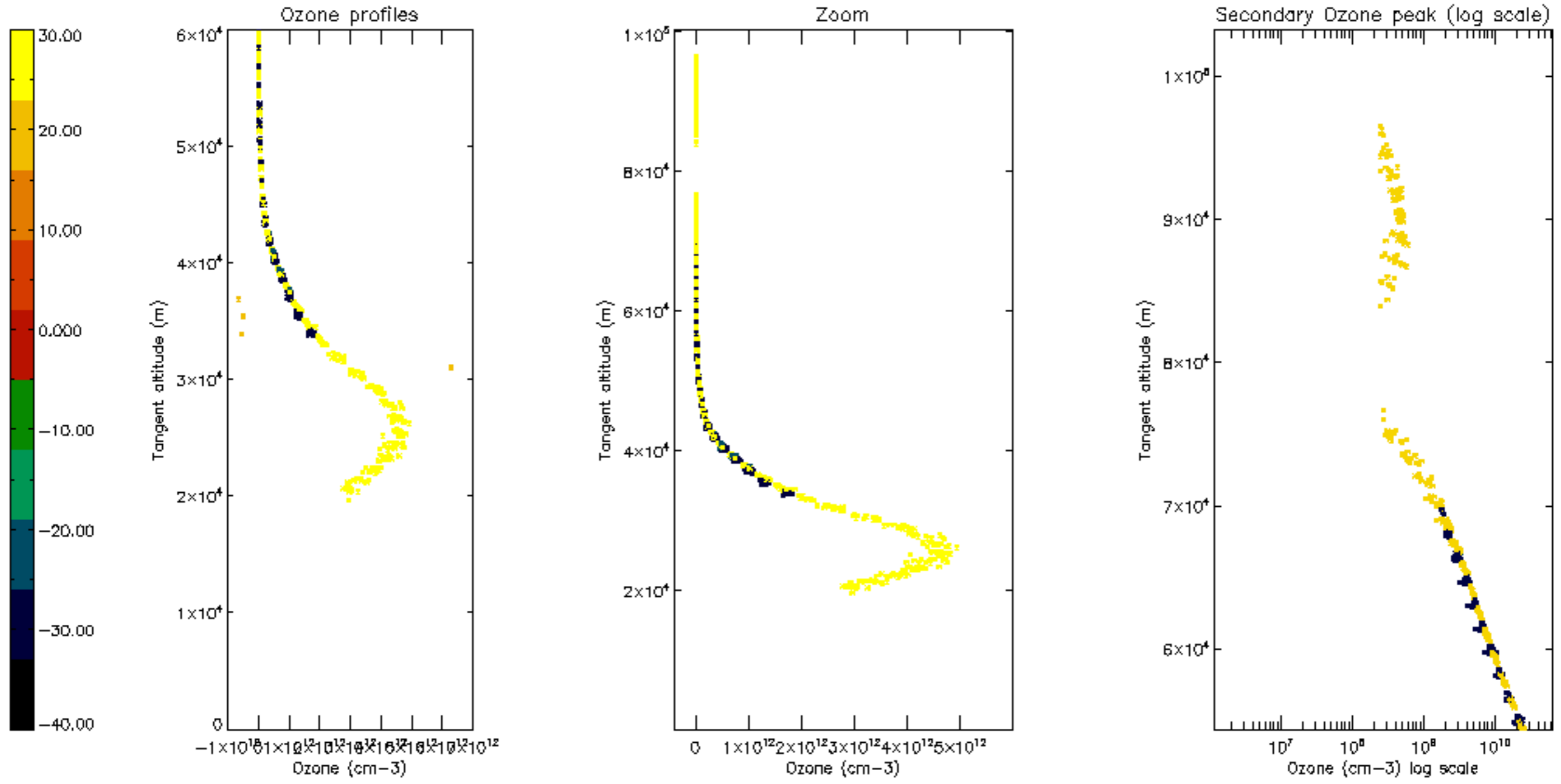
Percentage of saturation errors per profile

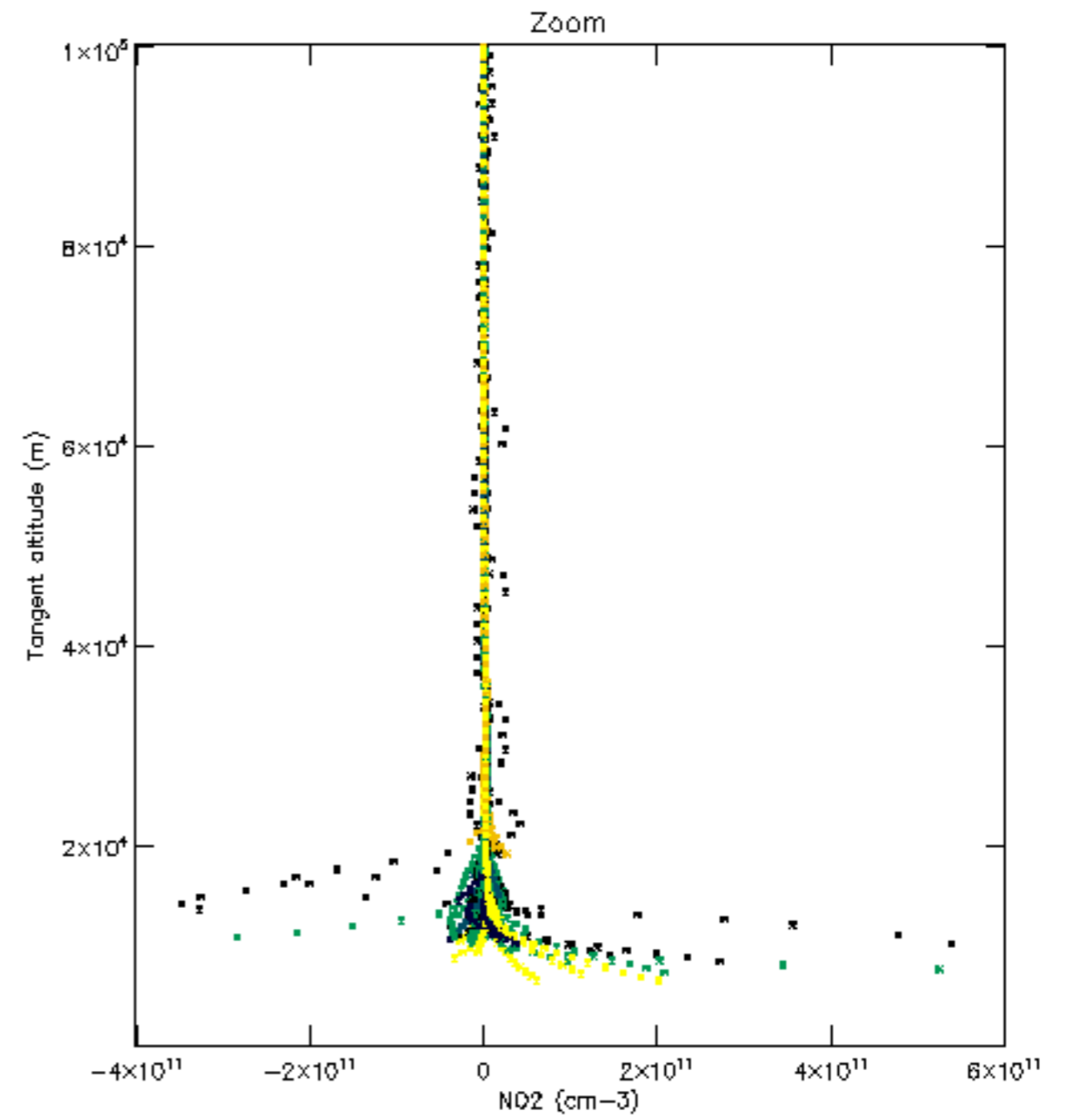
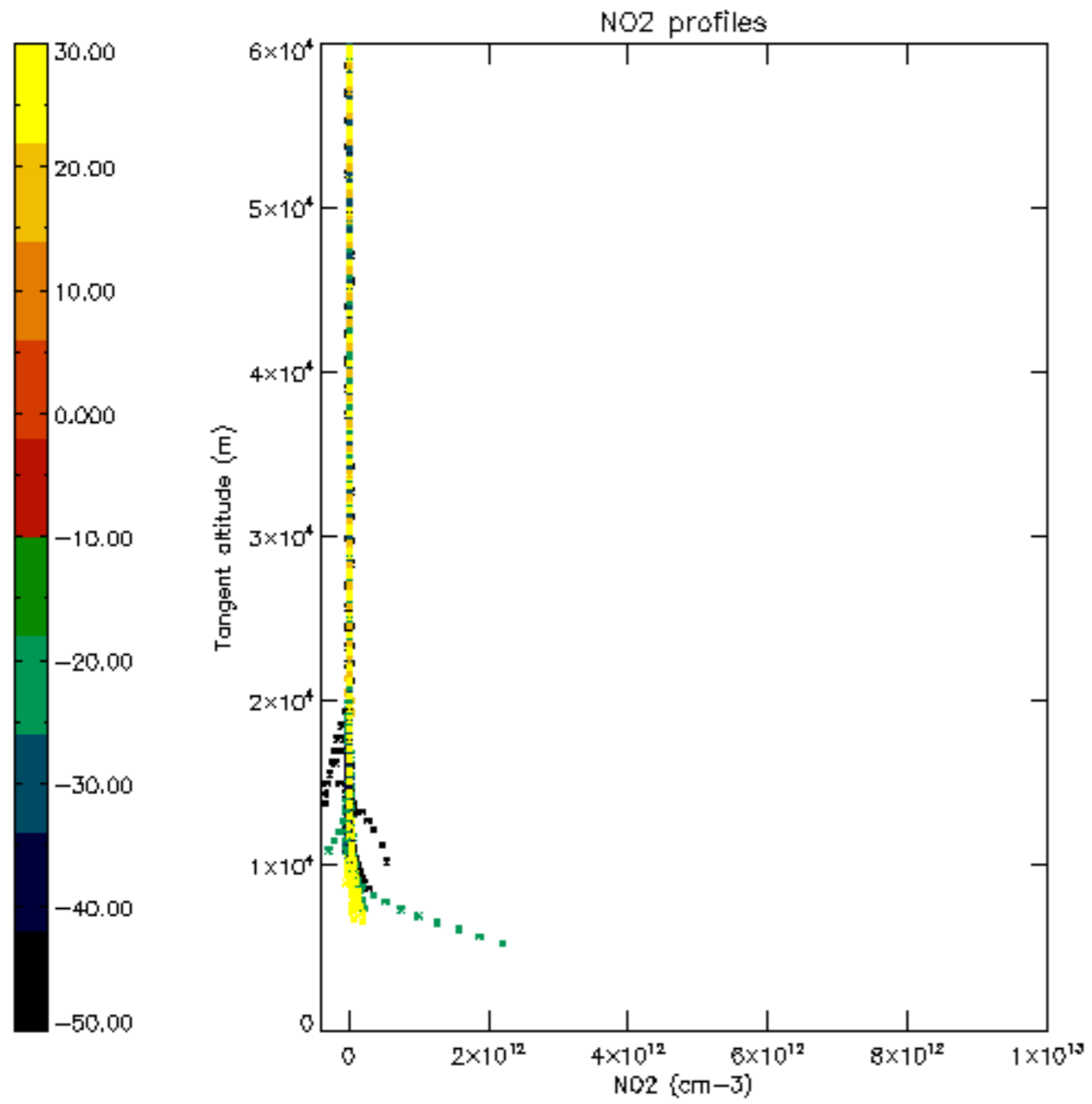


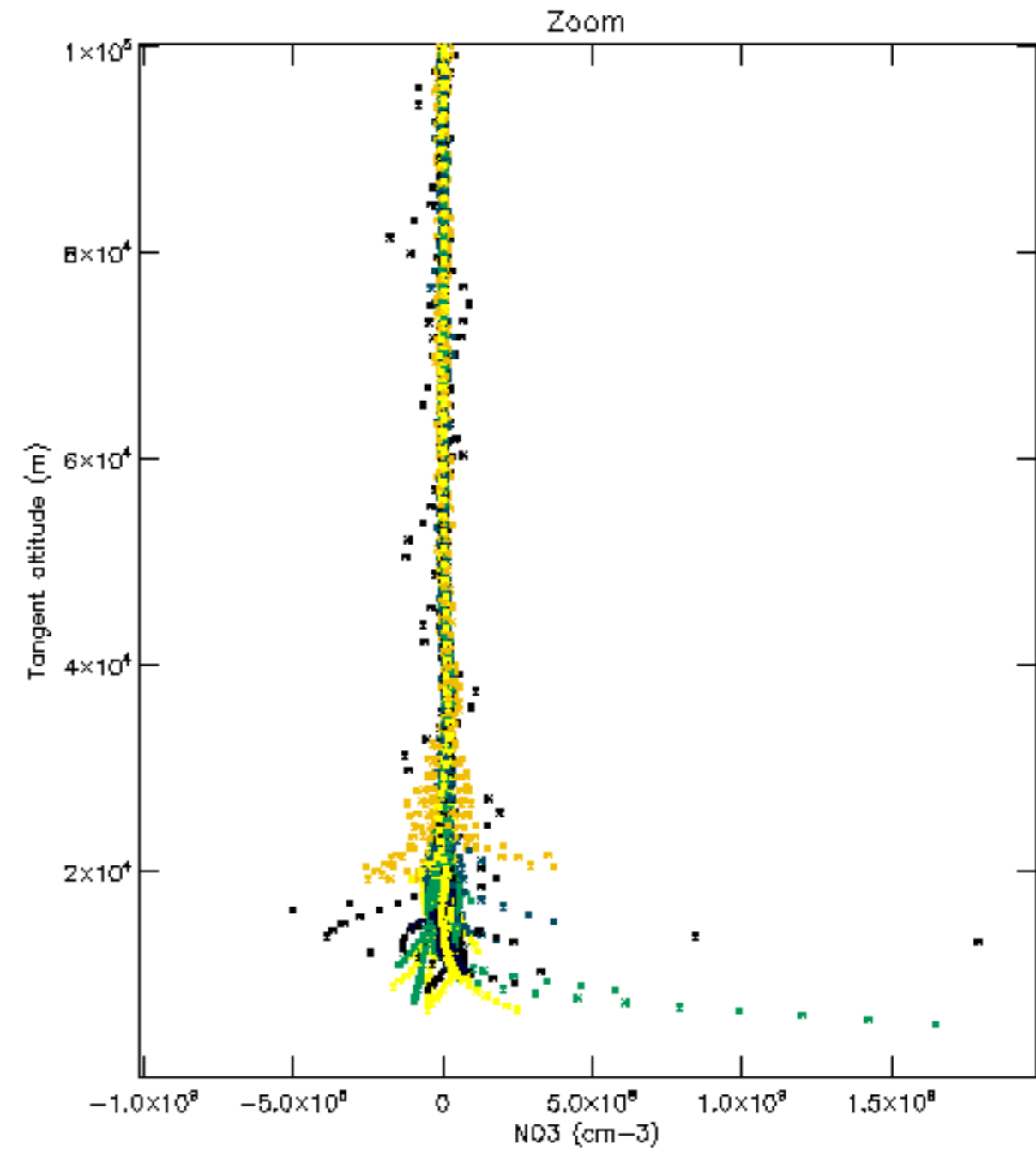
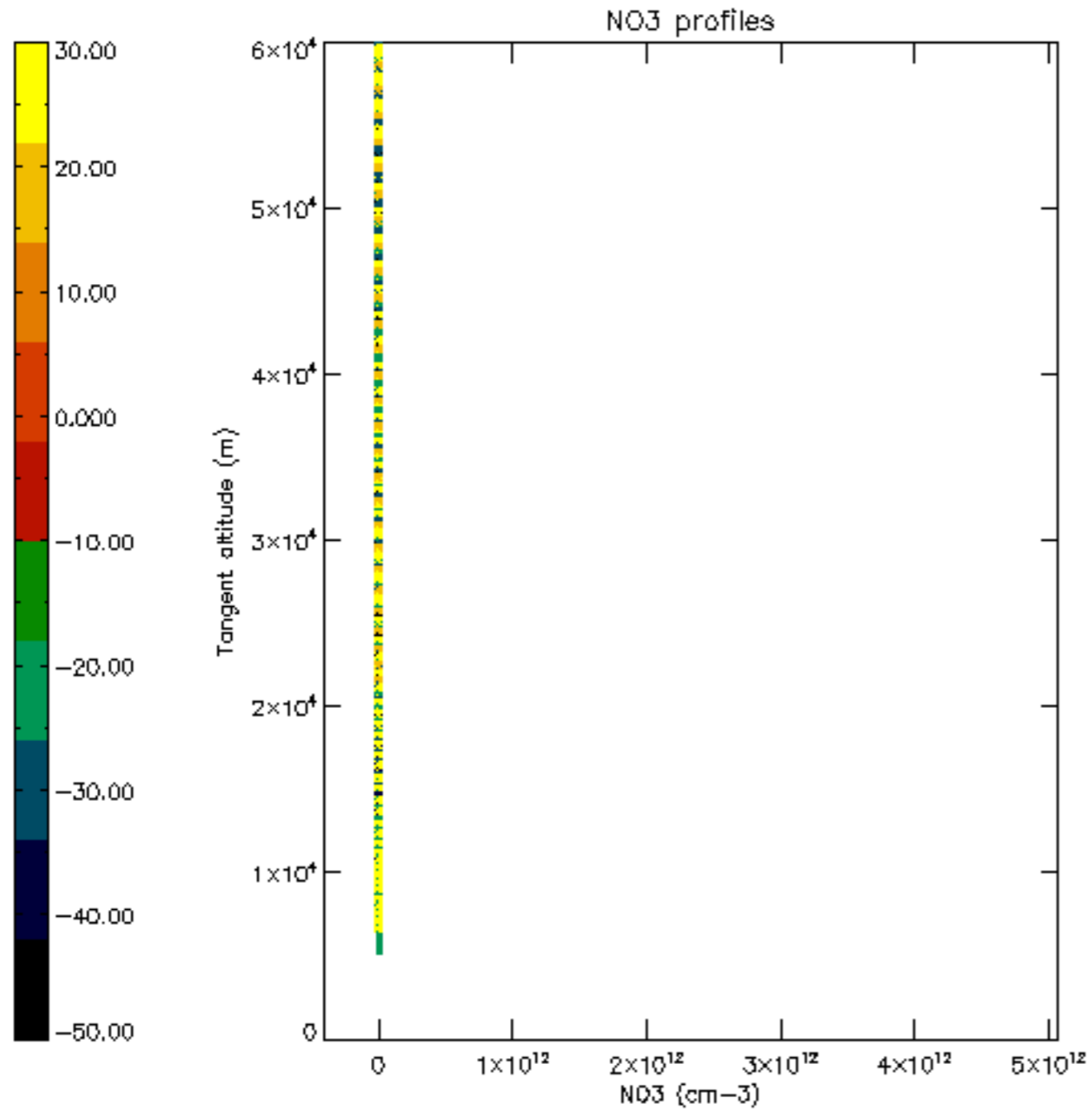




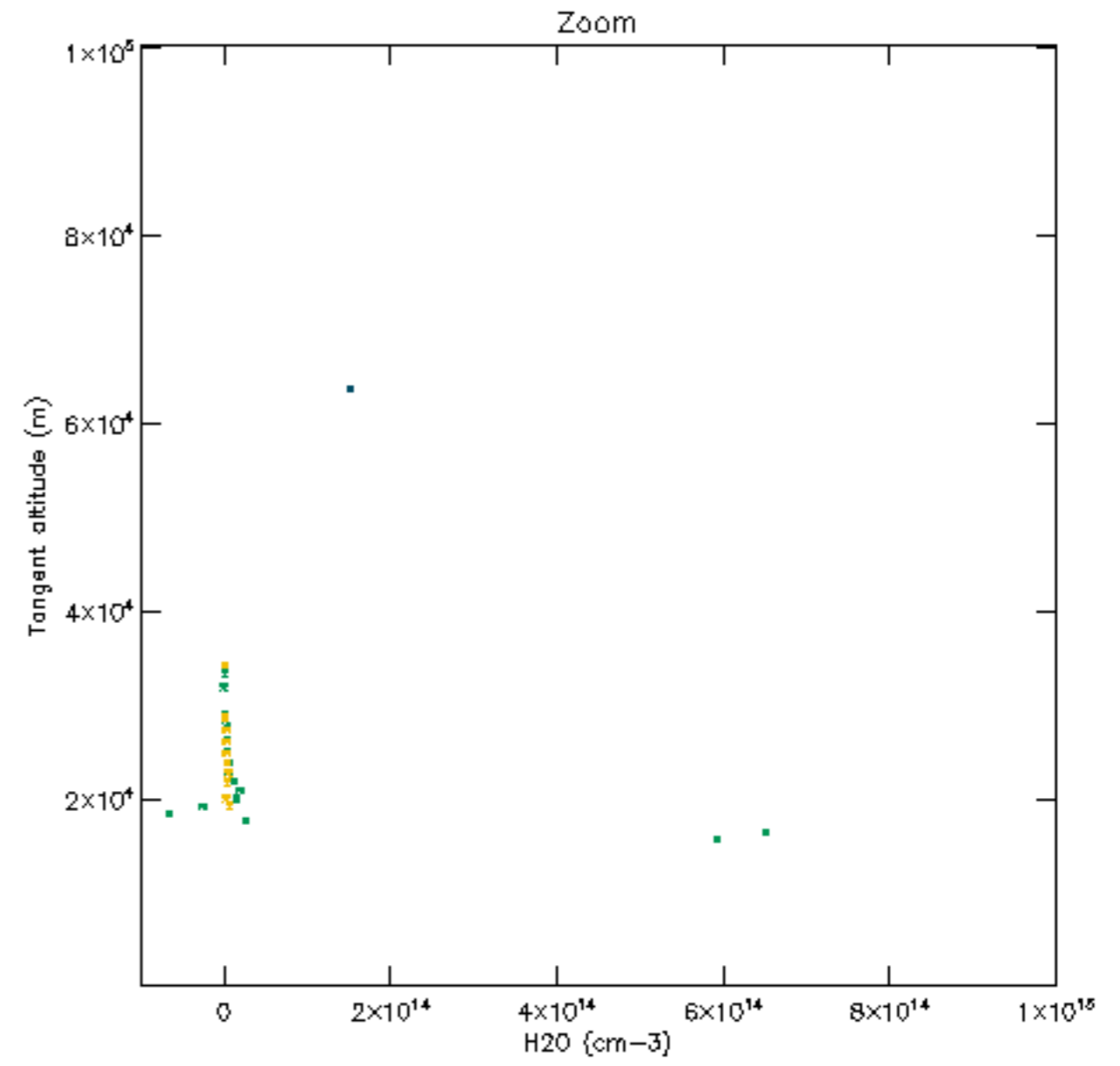
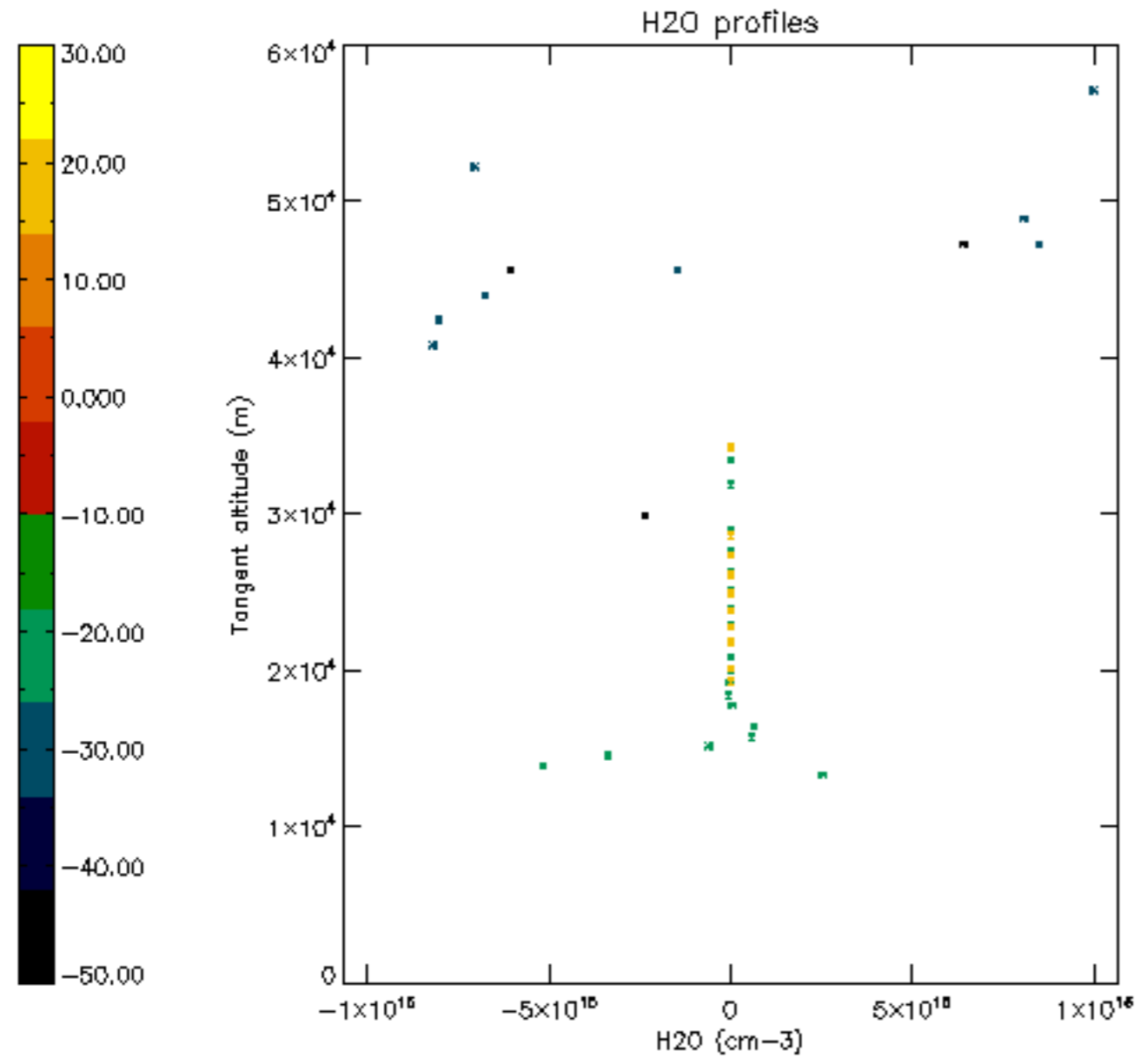


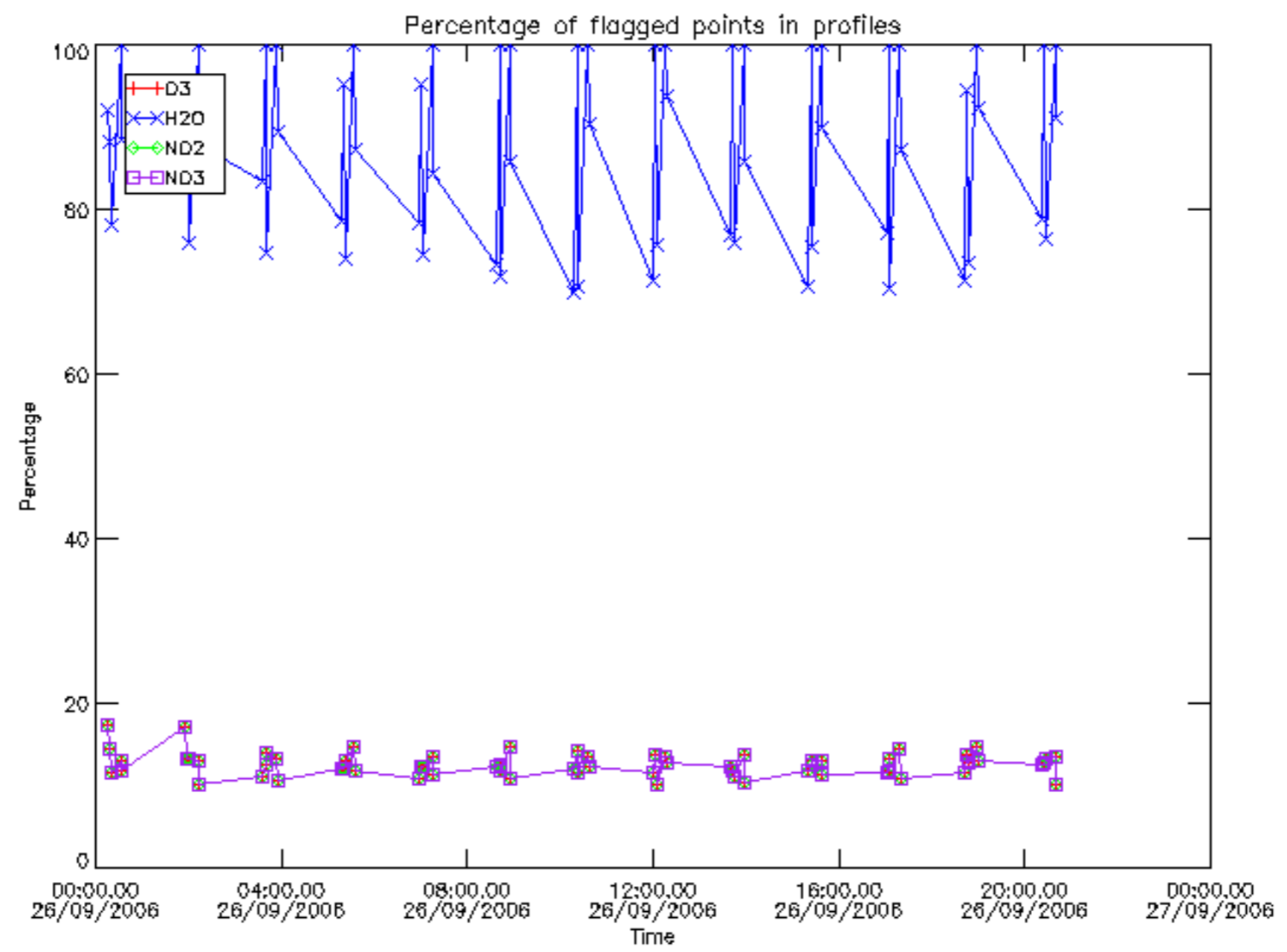




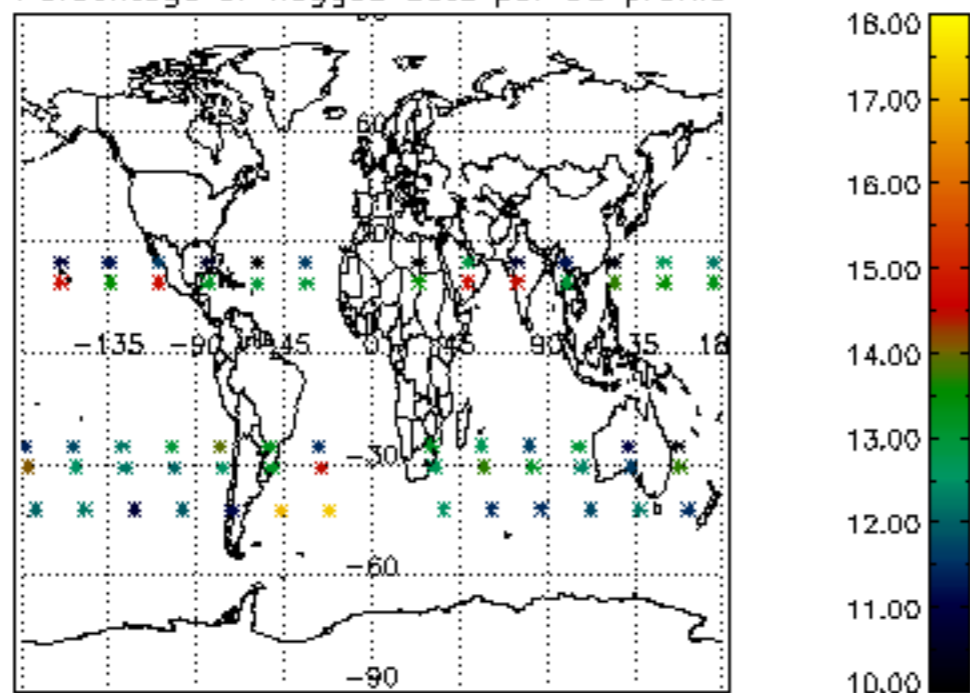




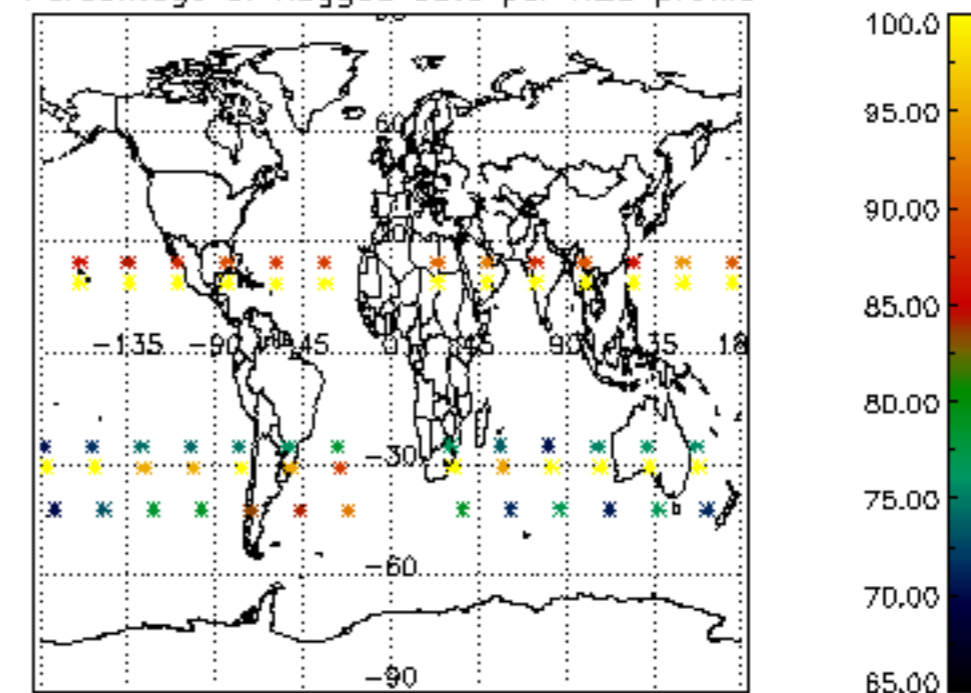




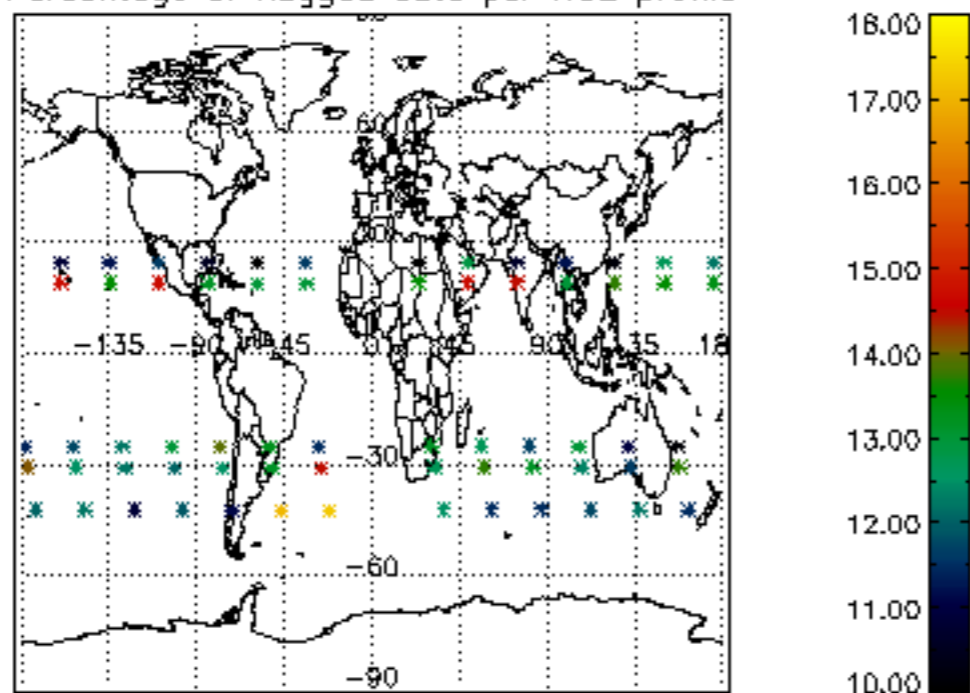
Percentage of flagged data per D3 profile



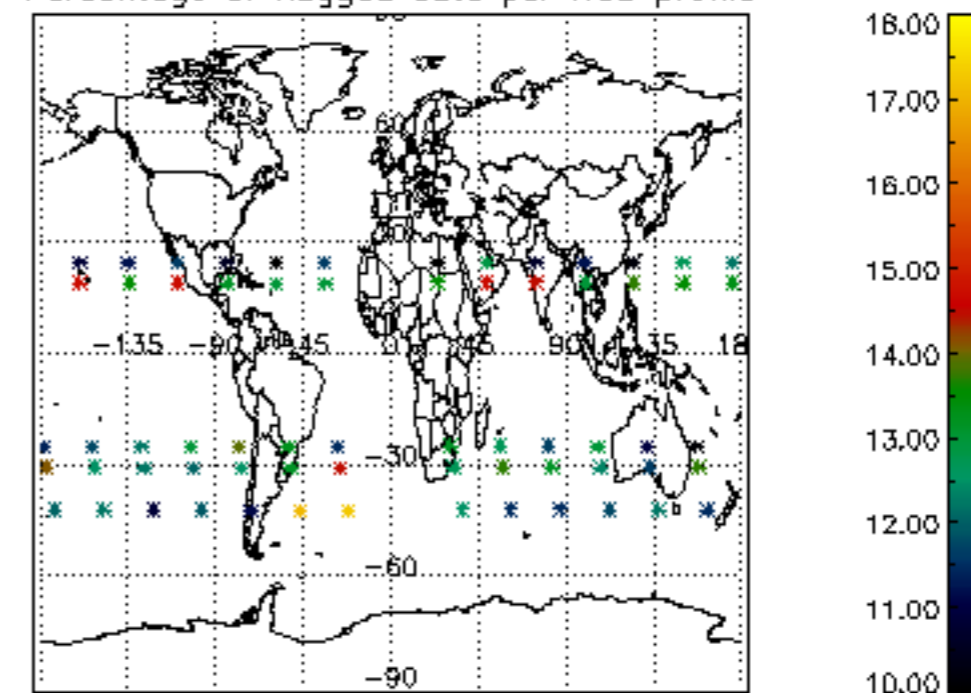
Percentage of flagged data per H2O profile

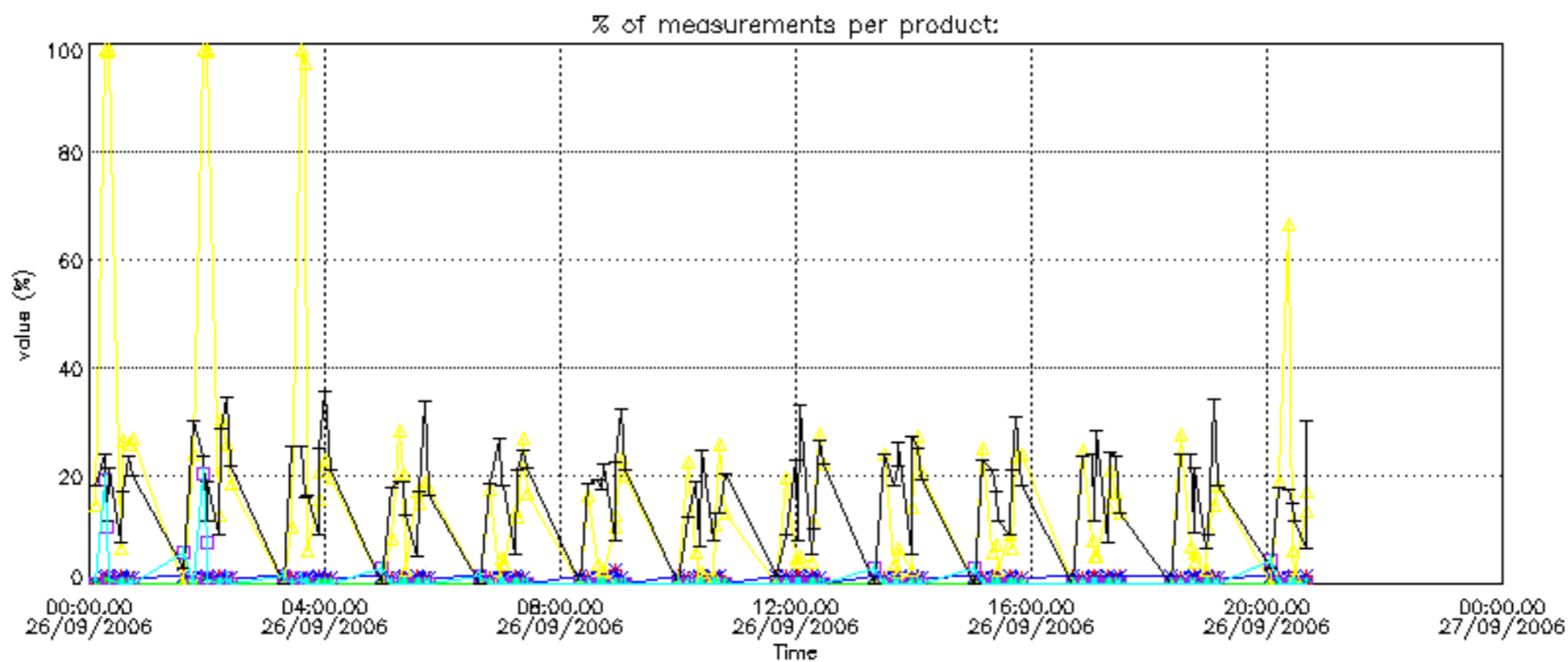


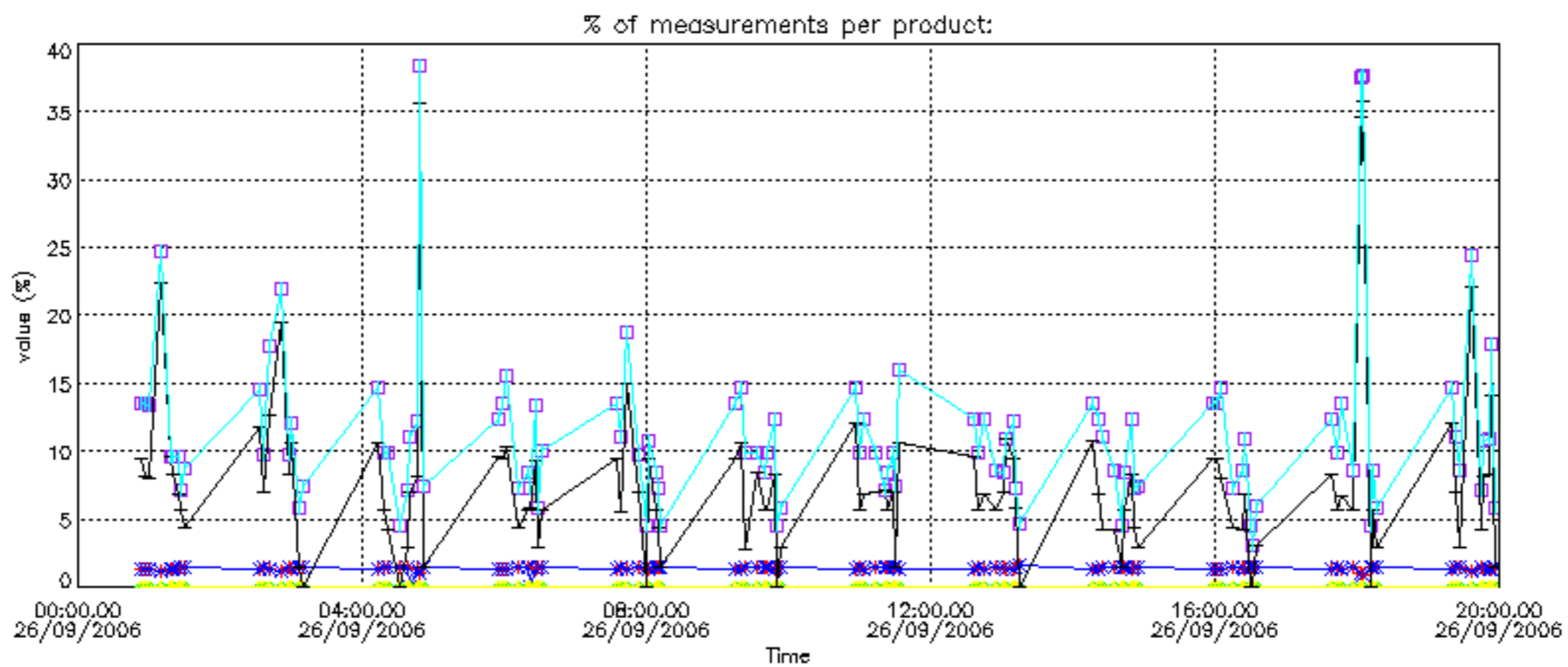
Percentage of flagged data per NO2 profile



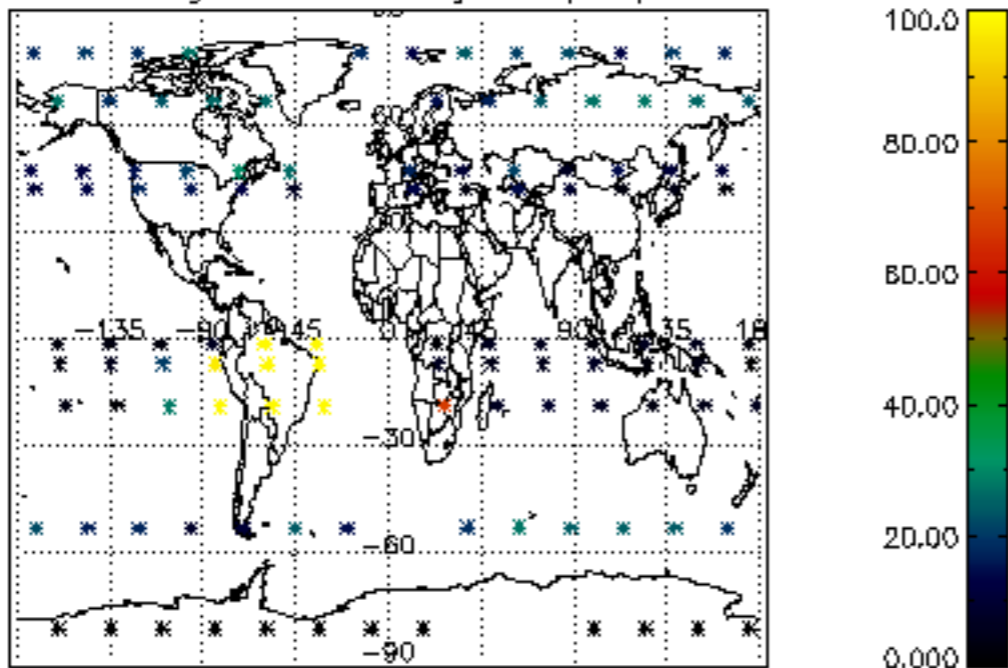
Percentage of flagged data per NO3 profile



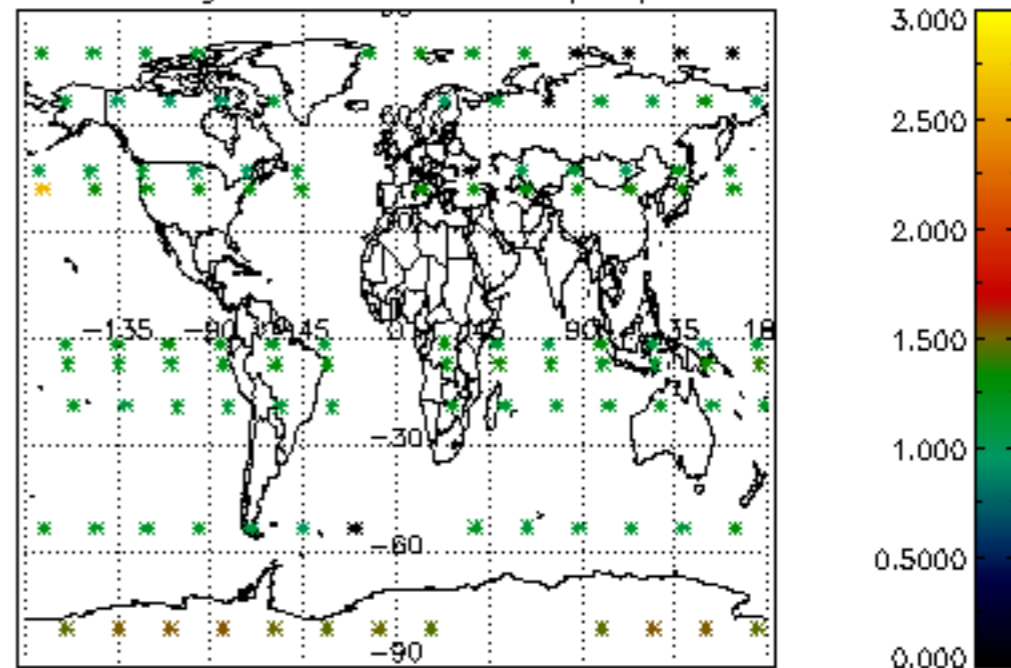




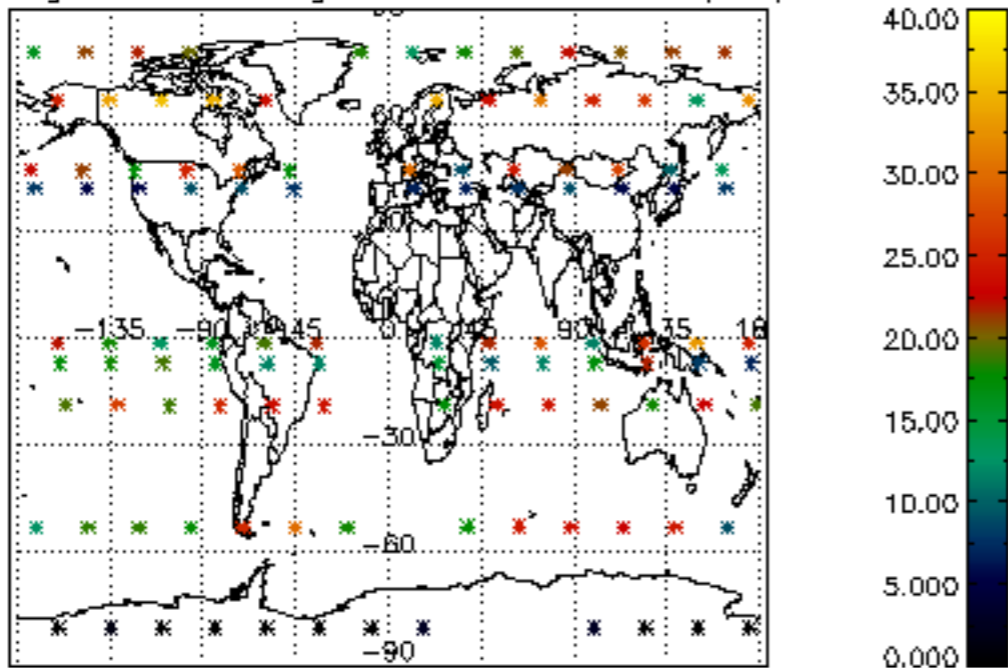
Percentage of cosmic ray hits per profile



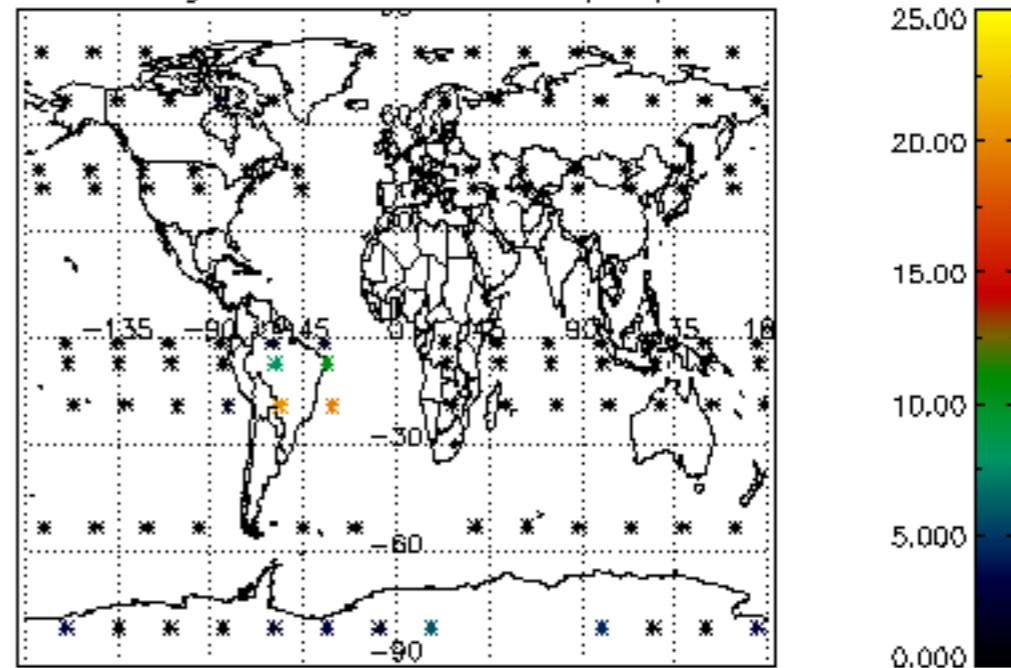
Percentage of datation errors per profile



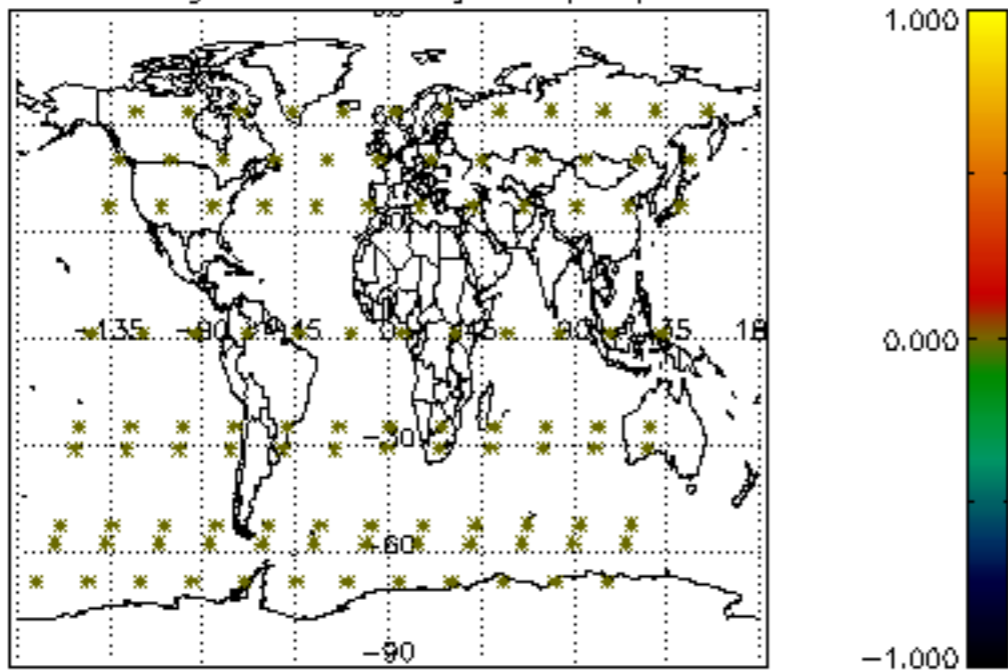
Percentage of star falling outside central band per profile



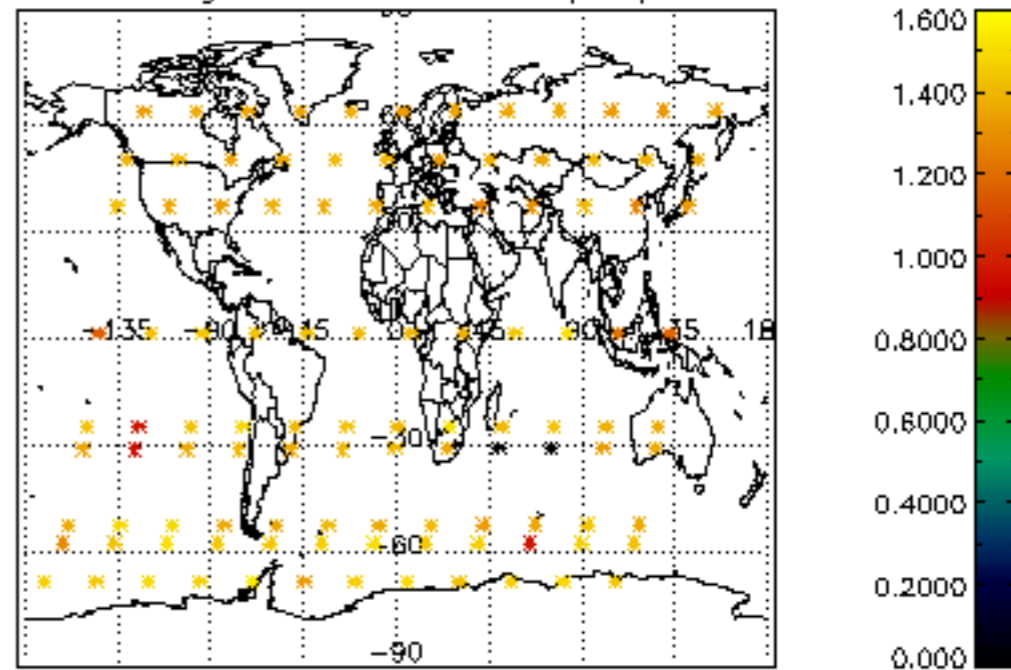
Percentage of saturation errors per profile



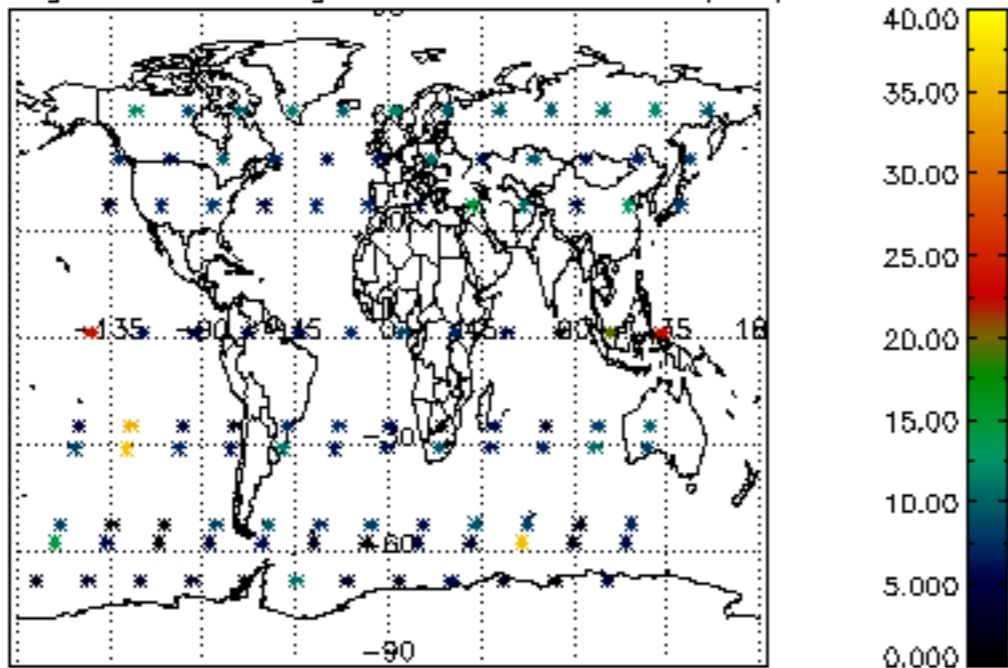
Percentage of cosmic ray hits per profile



Percentage of datation errors per profile



Percentage of star falling outside central band per profile



Percentage of saturation errors per profile

