

GOMOS Level 2 Daily Report

SUMMARY

[1. General Info](#)

[2. Summary of processed GOM_NL_2P products](#)

[3. Level 2 Quality information per product](#)

[3.1 Plot of level 2 quality information per product \(time dependant\)](#)

[3.2 Plot of level 2 quality information per product \(world map\)](#)

[4. Level 1 Quality information per product \(stored on level 2 products\)](#)

[4.1 Plot of level 1 quality information per product \(time dependant\)](#)

[4.1.1 Plot of level 1 quality information per product \(time dependant\): ASCENDING](#)

[4.1.2 Plot of level 1 quality information per product \(time dependant\): DESCENDING](#)

[4.2 Plot of level 1 quality information per product \(world map\)](#)

[4.2.1 Plot of level 1 quality information per product \(world map\): ASCENDING](#)

[4.2.2 Plot of level 1 quality information per product \(world map\): DESCENDING](#)

[5. Ozone profiles based on quality statistics and other trace gas profiles](#)

[5.1 Ozone statistics based on quality of products](#)

[5.2 Plot ozone profiles for all STD \(dark without errors\)](#)

[5.3 Plot ozone profiles where STD < 20% \(dark without errors\)](#)

[5.4. Plot ozone profiles where STD < 10% \(dark without errors\)](#)

[5.5. Plot ozone profiles where STD < 5% \(dark without errors\)](#)

[5.6 Plot NO2 profiles for all STD \(dark without errors\)](#)

[5.7 Plot NO3 profiles for all STD \(dark without errors\)](#)

[5.8 Plot H2O profiles \(only for occultations of stars 1,2,3,4,13,14,16,26,63 dark without errors\) for all STD](#)

[6. Auxiliary Data Files used for the production reported in section 2](#)

This report presents the daily analysis on parameters extracted from GOMOS level 2 data (GOM_NL__2P). It is intended to monitor some important parameters that will impact the quality of these products. A list of level 2 products (and content) that have arrived during the reporting day to the PCF is also given.

Item	Value
Time of report generation	24APR2013 04:20:30
Data source version	GOMOS/6.01
Start time of products	21-09-2006 (21SEP2006 00:00:00)
Stop time of products	22-09-2006 (22SEP2006 00:00:00)
Store outputs in DB	Yes
Nb of level 2 prods	238
Nb of prods with errors	0

2. Summary of processed GOM_NL__2P products.

Nr	Filename	UTC Start time	Limb	Duration	Star Id	Star Name	Star Mag	Star Temp	Nb Meas	Orbit	Prod. error
1	GOM_NL__2PRFIN20060921_000034_000000412051_00231_23832_1958.N1	21-SEP-2006 00:00:34	Straylight	40.500	18	24Alp PsA	1.1660	9700.0	81	23832	No
2	GOM_NL__2PRFIN20060921_000914_000000362051_00231_23832_1959.N1	21-SEP-2006 00:09:14	Bright	36.000	162	34Alp Aqr	2.9440	5350.0	72	23832	No
3	GOM_NL__2PRFIN20060921_001217_000000372051_00231_23832_1960.N1	21-SEP-2006 00:12:17	Bright	37.000	61	8Eps Peg	2.1000	3900.0	74	23832	No
4	GOM_NL__2PRFIN20060921_001745_000000362051_00231_23832_1961.N1	21-SEP-2006 00:17:45	Bright	35.500	164	44Eta Peg	2.9480	5400.0	71	23832	No
5	GOM_NL__2PRFIN20060921_002249_000000352051_00231_23832_1962.N1	21-SEP-2006 00:22:49	Bright	35.000	19	50Alp Cyg	1.2460	10500.0	70	23832	No
6	GOM_NL__2PRFIN20060921_002657_000000362051_00231_23832_1963.N1	21-SEP-2006 00:26:57	Bright	35.500	89	5Alp Cep	2.4510	8000.0	71	23832	No
7	GOM_NL__2PRFIN20060921_003430_000000362051_00231_23832_1964.N1	21-SEP-2006 00:34:30	Bright	35.500	49	1Alp UMi	1.9900	6300.0	71	23832	No
8	GOM_NL__2PRFIN20060921_003549_000000342051_00231_23832_1965.N1	21-SEP-2006 00:35:49	Bright	34.000	60	7Bet UMi	2.0810	3950.0	68	23832	No
9	GOM_NL__2PRFIN20060921_004204_000000362051_00231_23832_1966.N1	21-SEP-2006 00:42:04	Bright	35.500	36	50Alp UMa	1.8000	6300.0	71	23832	No
10	GOM_NL__2PRFIN20060921_004331_000000352051_00231_23832_1967.N1	21-SEP-2006 00:43:31	Bright	34.500	82	48Bet UMa	2.3650	10600.0	69	23832	No
11	GOM_NL__2PRFIN20060921_011217_000000452051_00231_23832_1968.N1	21-SEP-2006 01:12:17	Dark	44.500	65	Lam Vel	2.2040	4400.0	89	23832	No
12	GOM_NL__2PRFIN20060921_011426_000000382051_00231_23832_1969.N1	21-SEP-2006 01:14:26	Dark	37.500	34	Gam2Vel	1.7930	23000.0	75	23832	No
13	GOM_NL__2PRFIN20060921_011708_000000402051_00231_23832_1970.N1	21-SEP-2006 01:17:08	Dark	40.000	41	Eps Car	1.8600	4100.0	80	23832	No
14	GOM_NL__2PRFIN20060921_012739_000000382051_00232_23833_1954.N1	21-SEP-2006 01:27:39	Dark	37.500	135	Bet Hyi	2.8200	5800.0	75	23833	No
15	GOM_NL__2PRFIN20060921_012906_000000402051_00232_23833_1955.N1	21-SEP-2006 01:29:06	Dark	39.500	143	Alp Hyi	2.8570	7200.0	79	23833	No
16	GOM_NL__2PRFIN20060921_013033_000000442051_00232_23833_1956.N1	21-SEP-2006 01:30:33	Dark	43.500	9	Alp Eri	0.45300	24000.0	87	23833	No
17	GOM_NL__2PRFIN20060921_013635_000000432051_00232_23833_1957.N1	21-SEP-2006 01:36:35	Straylight	43.000	63	Bet Gru	2.1500	2800.0	86	23833	No
18	GOM_NL__2PRFIN20060921_014110_000000422051_00232_23833_1958.N1	21-SEP-2006 01:41:10	Straylight	42.000	18	24Alp PsA	1.1660	9700.0	84	23833	No
19	GOM_NL__2PRFIN20060921_014950_000000372051_00232_23833_1959.N1	21-SEP-2006 01:49:50	Bright	37.000	162	34Alp Aqr	2.9440	5350.0	74	23833	No
20	GOM_NL__2PRFIN20060921_015253_000000382051_00232_23833_1960.N1	21-SEP-2006 01:52:53	Bright	38.000	61	8Eps Peg	2.1000	3900.0	76	23833	No
21	GOM_NL__2PRFIN20060921_015821_000000352051_00232_23833_1961.N1	21-SEP-2006 01:58:21	Bright	35.000	164	44Eta Peg	2.9480	5400.0	70	23833	No
22	GOM_NL__2PRFIN20060921_020325_000000382051_00232_23833_1962.N1	21-SEP-2006 02:03:25	Bright	38.000	19	50Alp Cyg	1.2460	10500.0	76	23833	No
23	GOM_NL__2PRFIN20060921_020733_000000342051_00232_23833_1963.N1	21-SEP-2006 02:07:33	Bright	34.000	89	5Alp Cep	2.4510	8000.0	68	23833	No
24	GOM_NL__2PRFIN20060921_021506_000000332051_00232_23833_1964.N1	21-SEP-2006 02:15:06	Bright	33.000	49	1Alp UMi	1.9900	6300.0	66	23833	No
25	GOM_NL__2PRFIN20060921_021625_000000362051_00232_23833_1965.N1	21-SEP-2006 02:16:25	Bright	36.000	60	7Bet UMi	2.0810	3950.0	72	23833	No
26	GOM_NL__2PRFIN20060921_022240_000000362051_00232_23833_1966.N1	21-SEP-2006 02:22:40	Bright	36.000	36	50Alp UMa	1.8000	6300.0	72	23833	No
27	GOM_NL__2PRFIN20060921_022408_000000352051_00232_23833_1967.N1	21-SEP-2006 02:24:08	Bright	35.000	82	48Bet UMa	2.3650	10600.0	70	23833	No
28	GOM_NL__2PRFIN20060921_025253_000000432051_00232_23833_1968.N1	21-SEP-2006 02:52:53	Dark	43.000	65	Lam Vel	2.2040	4400.0	86	23833	No
29	GOM_NL__2PRFIN20060921_025502_000000412051_00232_23833_1969.N1	21-SEP-2006 02:55:02	Dark	40.500	34	Gam2Vel	1.7930	23000.0	81	23833	No
30	GOM_NL__2PRFIN20060921_025745_000000492051_00232_23833_1970.N1	21-SEP-2006 02:57:45	Dark	49.000	41	Eps Car	1.8600	4100.0	98	23833	No
31	GOM_NL__2PRFIN20060921_030815_000000362051_00233_23834_1954.N1	21-SEP-2006 03:08:15	Dark	36.000	135	Bet Hyi	2.8200	5800.0	72	23834	No
32	GOM_NL__2PRFIN20060921_030943_000000402051_00233_23834_1955.N1	21-SEP-2006 03:09:43	Dark	40.000	143	Alp Hyi	2.8570	7200.0	80	23834	No
33	GOM_NL__2PRFIN20060921_031109_000000492051_00233_23834_1956.N1	21-SEP-2006 03:11:09	Dark	49.000	9	Alp Eri	0.45300	24000.0	98	23834	No
34	GOM_NL__2PRFIN20060921_031711_000000502051_00233_23834_1957.N1	21-SEP-2006 03:17:11	Straylight	50.000	63	Bet Gru	2.1500	2800.0	100	23834	No
35	GOM_NL__2PRFIN20060921_032146_000000472051_00233_23834_1958.N1	21-SEP-2006 03:21:46	Straylight	47.000	18	24Alp PsA	1.1660	9700.0	94	23834	No
36	GOM_NL__2PRFIN20060921_033026_000000372051_00233_23834_1959.N1	21-SEP-2006 03:30:26	Bright	37.000	162	34Alp Aqr	2.9440	5350.0	74	23834	No
37	GOM_NL__2PRFIN20060921_033329_000000372051_00233_23834_1960.N1	21-SEP-2006 03:33:29	Bright	36.500	61	8Eps Peg	2.1000	3900.0	73	23834	No
38	GOM_NL__2PRFIN20060921_033857_000000372051_00233_23834_1961.N1	21-SEP-2006 03:38:57	Bright	37.000	164	44Eta Peg	2.9480	5400.0	74	23834	No
39	GOM_NL__2PRFIN20060921_034401_000000382051_00233_23834_1962.N1	21-SEP-2006 03:44:01	Bright	38.000	19	50Alp Cyg	1.2460	10500.0	76	23834	No
40	GOM_NL__2PRFIN20060921_035542_000000362051_00233_23834_1963.N1	21-SEP-2006 03:55:42	Bright	35.500	49	1Alp UMi	1.9900	6300.0	71	23834	No
41	GOM_NL__2PRFIN20060921_035701_000000532051_00233_23834_1964.N1	21-SEP-2006 03:57:01	Bright	52.500	60	7Bet UMi	2.0810	3950.0	105	23834	No
42	GOM_NL__2PRFIN20060921_040316_000000362051_00233_23834_1965.N1	21-SEP-2006 04:03:16	Bright	36.000	36	50Alp UMa	1.8000	6300.0	72	23834	No

43	GOM_NL__2PRFIN20060921_040444_000000352051_00233_23834_1966.N1	21-SEP-2006 04:04:44	Bright	35.000	82	48Bet UMa	2.3650	10600.	70	23834	No
44	GOM_NL__2PRFIN20060921_043329_000000462051_00233_23834_1967.N1	21-SEP-2006 04:33:29	Dark	46.000	65	Lam Vel	2.2040	4400.0	92	23834	No
45	GOM_NL__2PRFIN20060921_043539_000000422051_00233_23834_1968.N1	21-SEP-2006 04:35:39	Dark	42.000	34	Gam2Vel	1.7930	23000.	84	23834	No
46	GOM_NL__2PRFIN20060921_043821_000000492051_00233_23834_1969.N1	21-SEP-2006 04:38:21	Dark	48.500	41	Eps Car	1.8600	4100.0	97	23834	No
47	GOM_NL__2PRFIN20060921_044851_000000372051_00234_23835_1954.N1	21-SEP-2006 04:48:51	Dark	37.000	135	Bet Hyi	2.8200	5800.0	74	23835	No
48	GOM_NL__2PRFIN20060921_045019_000000392051_00234_23835_1955.N1	21-SEP-2006 04:50:19	Dark	38.500	143	Alp Hyi	2.8570	7200.0	77	23835	No
49	GOM_NL__2PRFIN20060921_045146_000000412051_00234_23835_1956.N1	21-SEP-2006 04:51:46	Dark	41.000	9	Alp Eri	0.45300	24000.	82	23835	No
50	GOM_NL__2PRFIN20060921_045748_000000412051_00234_23835_1957.N1	21-SEP-2006 04:57:48	Straylight	41.000	63	Bet Gru	2.1500	2800.0	82	23835	No
51	GOM_NL__2PRFIN20060921_050222_000000432051_00234_23835_1958.N1	21-SEP-2006 05:02:22	Straylight	42.500	18	24Alp PsA	1.1660	9700.0	85	23835	No
52	GOM_NL__2PRFIN20060921_051102_000000382051_00234_23835_1959.N1	21-SEP-2006 05:11:02	Bright	37.500	162	34Alp Aqr	2.9440	5350.0	75	23835	No
53	GOM_NL__2PRFIN20060921_051405_000000392051_00234_23835_1960.N1	21-SEP-2006 05:14:05	Bright	38.500	61	8Eps Peg	2.1000	3900.0	77	23835	No
54	GOM_NL__2PRFIN20060921_051933_000000372051_00234_23835_1961.N1	21-SEP-2006 05:19:33	Bright	37.000	164	44Eta Peg	2.9480	5400.0	74	23835	No
55	GOM_NL__2PRFIN20060921_052437_000000362051_00234_23835_1962.N1	21-SEP-2006 05:24:37	Bright	35.500	19	50Alp Cyg	1.2460	10500.	71	23835	No
56	GOM_NL__2PRFIN20060921_052845_000000352051_00234_23835_1963.N1	21-SEP-2006 05:28:45	Bright	35.000	89	5Alp Cep	2.4510	8000.0	70	23835	No
57	GOM_NL__2PRFIN20060921_053618_000000372051_00234_23835_1964.N1	21-SEP-2006 05:36:18	Bright	36.500	49	1Alp UMi	1.9900	6300.0	73	23835	No
58	GOM_NL__2PRFIN20060921_053738_000000532051_00234_23835_1965.N1	21-SEP-2006 05:37:38	Bright	52.500	60	7Bet UMi	2.0810	3950.0	105	23835	No
59	GOM_NL__2PRFIN20060921_054352_000000372051_00234_23835_1966.N1	21-SEP-2006 05:43:52	Bright	36.500	36	50Alp UMa	1.8000	6300.0	73	23835	No
60	GOM_NL__2PRFIN20060921_054520_000000362051_00234_23835_1967.N1	21-SEP-2006 05:45:20	Bright	36.000	82	48Bet UMa	2.3650	10600.	72	23835	No
61	GOM_NL__2PRFIN20060921_061405_000000432051_00234_23835_1968.N1	21-SEP-2006 06:14:05	Dark	42.500	65	Lam Vel	2.2040	4400.0	85	23835	No
62	GOM_NL__2PRFIN20060921_061615_000000412051_00234_23835_1969.N1	21-SEP-2006 06:16:15	Dark	40.500	34	Gam2Vel	1.7930	23000.	81	23835	No
63	GOM_NL__2PRFIN20060921_061857_000000432051_00234_23835_1970.N1	21-SEP-2006 06:18:57	Dark	42.500	41	Eps Car	1.8600	4100.0	85	23835	No
64	GOM_NL__2PRFIN20060921_062927_000000382051_00235_23836_1954.N1	21-SEP-2006 06:29:27	Dark	37.500	135	Bet Hyi	2.8200	5800.0	75	23836	No
65	GOM_NL__2PRFIN20060921_063056_000000382051_00235_23836_1955.N1	21-SEP-2006 06:30:56	Dark	38.000	143	Alp Hyi	2.8570	7200.0	76	23836	No
66	GOM_NL__2PRFIN20060921_063222_000000532051_00235_23836_1956.N1	21-SEP-2006 06:32:22	Dark	52.500	9	Alp Eri	0.45300	24000.	105	23836	No
67	GOM_NL__2PRFIN20060921_063824_000000502051_00235_23836_1957.N1	21-SEP-2006 06:38:24	Straylight	50.000	63	Bet Gru	2.1500	2800.0	100	23836	No
68	GOM_NL__2PRFIN20060921_064259_000000452051_00235_23836_1958.N1	21-SEP-2006 06:42:59	Straylight	44.500	18	24Alp PsA	1.1660	9700.0	89	23836	No
69	GOM_NL__2PRFIN20060921_065139_000000382051_00235_23836_1959.N1	21-SEP-2006 06:51:39	Bright	37.500	162	34Alp Aqr	2.9440	5350.0	75	23836	No
70	GOM_NL__2PRFIN20060921_065441_000000382051_00235_23836_1960.N1	21-SEP-2006 06:54:41	Bright	38.000	61	8Eps Peg	2.1000	3900.0	76	23836	No
71	GOM_NL__2PRFIN20060921_070009_000000372051_00235_23836_1961.N1	21-SEP-2006 07:00:09	Bright	36.500	164	44Eta Peg	2.9480	5400.0	73	23836	No
72	GOM_NL__2PRFIN20060921_070514_000000362051_00235_23836_1962.N1	21-SEP-2006 07:05:14	Bright	36.000	19	50Alp Cyg	1.2460	10500.	72	23836	No
73	GOM_NL__2PRFIN20060921_070921_000000362051_00235_23836_1963.N1	21-SEP-2006 07:09:21	Bright	35.500	89	5Alp Cep	2.4510	8000.0	71	23836	No
74	GOM_NL__2PRFIN20060921_071654_000000362051_00235_23836_1964.N1	21-SEP-2006 07:16:54	Bright	35.500	49	1Alp UMi	1.9900	6300.0	71	23836	No
75	GOM_NL__2PRFIN20060921_071814_000000362051_00235_23836_1965.N1	21-SEP-2006 07:18:14	Bright	35.500	60	7Bet UMi	2.0810	3950.0	71	23836	No
76	GOM_NL__2PRFIN20060921_072428_000000452051_00235_23836_1966.N1	21-SEP-2006 07:24:28	Bright	45.000	36	50Alp UMa	1.8000	6300.0	90	23836	No
77	GOM_NL__2PRFIN20060921_072556_000000362051_00235_23836_1967.N1	21-SEP-2006 07:25:56	Bright	35.500	82	48Bet UMa	2.3650	10600.	71	23836	No
78	GOM_NL__2PRFIN20060921_075441_000000442051_00235_23836_1968.N1	21-SEP-2006 07:54:41	Dark	44.000	65	Lam Vel	2.2040	4400.0	88	23836	No
79	GOM_NL__2PRFIN20060921_075651_000000422051_00235_23836_1969.N1	21-SEP-2006 07:56:51	Dark	41.500	34	Gam2Vel	1.7930	23000.	83	23836	No
80	GOM_NL__2PRFIN20060921_075933_000000402051_00235_23836_1970.N1	21-SEP-2006 07:59:33	Dark	39.500	41	Eps Car	1.8600	4100.0	79	23836	No
81	GOM_NL__2PRFIN20060921_081003_000000372051_00236_23837_1954.N1	21-SEP-2006 08:10:03	Dark	36.500	135	Bet Hyi	2.8200	5800.0	73	23837	No
82	GOM_NL__2PRFIN20060921_081132_000000392051_00236_23837_1955.N1	21-SEP-2006 08:11:32	Dark	39.000	143	Alp Hyi	2.8570	7200.0	78	23837	No
83	GOM_NL__2PRFIN20060921_081259_000000402051_00236_23837_1956.N1	21-SEP-2006 08:12:59	Dark	39.500	9	Alp Eri	0.45300	24000.	79	23837	No
84	GOM_NL__2PRFIN20060921_081900_000000422051_00236_23837_1957.N1	21-SEP-2006 08:19:00	Straylight	41.500	63	Bet Gru	2.1500	2800.0	83	23837	No
85	GOM_NL__2PRFIN20060921_082335_000000442051_00236_23837_1958.N1	21-SEP-2006 08:23:35	Straylight	44.000	18	24Alp PsA	1.1660	9700.0	88	23837	No
86	GOM_NL__2PRFIN20060921_083215_000000372051_00236_23837_1959.N1	21-SEP-2006 08:32:15	Bright	36.500	162	34Alp Aqr	2.9440	5350.0	73	23837	No
87	GOM_NL__2PRFIN20060921_083517_000000372051_00236_23837_1960.N1	21-SEP-2006 08:35:17	Bright	37.000	61	8Eps Peg	2.1000	3900.0	74	23837	No
88	GOM_NL__2PRFIN20060921_084044_000000372051_00236_23837_1961.N1	21-SEP-2006 08:40:44	Bright	37.000	164	44Eta Peg	2.9480	5400.0	74	23837	No
89	GOM_NL__2PRFIN20060921_084550_000000352051_00236_23837_1962.N1	21-SEP-2006 08:45:50	Bright	34.500	19	50Alp Cyg	1.2460	10500.	69	23837	No
90	GOM_NL__2PRFIN20060921_084957_000000352051_00236_23837_1963.N1	21-SEP-2006 08:49:57	Bright	35.000	89	5Alp Cep	2.4510	8000.0	70	23837	No
91	GOM_NL__2PRFIN20060921_085730_000000352051_00236_23837_1964.N1	21-SEP-2006 08:57:30	Bright	34.500	49	1Alp UMi	1.9900	6300.0	69	23837	No
92	GOM_NL__2PRFIN20060921_085850_000000372051_00236_23837_1965.N1	21-SEP-2006 08:58:50	Bright	37.000	60	7Bet UMi	2.0810	3950.0	74	23837	No
93	GOM_NL__2PRFIN20060921_090505_000000372051_00236_23837_1966.N1	21-SEP-2006 09:05:05	Bright	37.000	36	50Alp UMa	1.8000	6300.0	74	23837	No
94	GOM_NL__2PRFIN20060921_090632_000000362051_00236_23837_1967.N1	21-SEP-2006 09:06:32	Bright	36.000	82	48Bet UMa	2.3650	10600.	72	23837	No
95	GOM_NL__2PRFIN20060921_093518_000000422051_00236_23837_1968.N1	21-SEP-2006 09:35:18	Dark	41.500	65	Lam Vel	2.2040	4400.0	83	23837	No
96	GOM_NL__2PRFIN20060921_093728_000000392051_00236_23837_1969.N1	21-SEP-2006 09:37:28	Dark	38.500	34	Gam2Vel	1.7930	23000.	77	23837	No
97	GOM_NL__2PRFIN20060921_094010_000000452051_00236_23837_1970.N1	21-SEP-2006 09:40:10	Dark	44.500	41	Eps Car	1.8600	4100.0	89	23837	No
98	GOM_NL__2PRFIN20060921_095039_000000362051_00237_23838_1954.N1	21-SEP-2006 09:50:39	Dark	35.500	135	Bet Hyi	2.8200	5800.0	71	23838	No
99	GOM_NL__2PRFIN20060921_095208_000000392051_00237_23838_1955.N1	21-SEP-2006 09:52:08	Dark	38.500	143	Alp Hyi	2.8570	7200.0	77	23838	No
100	GOM_NL__2PRFIN20060921_095335_000000432051_00237_23838_1956.N1	21-SEP-2006 09:53:35	Dark	43.000	9	Alp Eri	0.45300	24000.	86	23838	No
101	GOM_NL__2PRFIN20060921_095936_000000462051_00237_23838_1957.N1	21-SEP-2006 09:59:36	Straylight	46.000	63	Bet Gru	2.1500	2800.0	92	23838	No

102	GOM_NL__2PRFIN20060921_100411_000000442051_00237_23838_1958.N1	21-SEP-2006 10:04:11	Straylight	43.500	18	24Alp PsA	1.1660	9700.0	87	23838	No
103	GOM_NL__2PRFIN20060921_101251_000000362051_00237_23838_1959.N1	21-SEP-2006 10:12:51	Bright	36.000	162	34Alp Aqr	2.9440	5350.0	72	23838	No
104	GOM_NL__2PRFIN20060921_101553_000000382051_00237_23838_1960.N1	21-SEP-2006 10:15:53	Bright	38.000	61	8Eps Peg	2.1000	3900.0	76	23838	No
105	GOM_NL__2PRFIN20060921_102120_000000352051_00237_23838_1961.N1	21-SEP-2006 10:21:20	Bright	35.000	164	44Eta Peg	2.9480	5400.0	70	23838	No
106	GOM_NL__2PRFIN20060921_102626_000000392051_00237_23838_1962.N1	21-SEP-2006 10:26:26	Bright	38.500	19	50Alp Cyg	1.2460	10500.	77	23838	No
107	GOM_NL__2PRFIN20060921_103033_000000342051_00237_23838_1963.N1	21-SEP-2006 10:30:33	Bright	34.000	89	5Alp Cep	2.4510	8000.0	68	23838	No
108	GOM_NL__2PRFIN20060921_103806_000000372051_00237_23838_1964.N1	21-SEP-2006 10:38:06	Bright	36.500	49	1Alp UMi	1.9900	6300.0	73	23838	No
109	GOM_NL__2PRFIN20060921_103926_000000532051_00237_23838_1965.N1	21-SEP-2006 10:39:26	Bright	53.000	60	7Bet UMi	2.0810	3950.0	106	23838	No
110	GOM_NL__2PRFIN20060921_104541_000000512051_00237_23838_1966.N1	21-SEP-2006 10:45:41	Bright	51.000	36	50Alp UMa	1.8000	6300.0	102	23838	No
111	GOM_NL__2PRFIN20060921_104708_000000352051_00237_23838_1967.N1	21-SEP-2006 10:47:08	Bright	35.000	82	48Bet UMa	2.3650	10600.	70	23838	No
112	GOM_NL__2PRFIN20060921_111554_000000432051_00237_23838_1968.N1	21-SEP-2006 11:15:54	Dark	43.000	65	Lam Vel	2.2040	4400.0	86	23838	No
113	GOM_NL__2PRFIN20060921_111804_000000412051_00237_23838_1969.N1	21-SEP-2006 11:18:04	Dark	40.500	34	Gam2Vel	1.7930	23000.	81	23838	No
114	GOM_NL__2PRFIN20060921_112046_000000422051_00237_23838_1970.N1	21-SEP-2006 11:20:46	Dark	42.000	41	Eps Car	1.8600	4100.0	84	23838	No
115	GOM_NL__2PRFIN20060921_113115_000000362051_00238_23839_1954.N1	21-SEP-2006 11:31:15	Dark	36.000	135	Bet Hyi	2.8200	5800.0	72	23839	No
116	GOM_NL__2PRFIN20060921_113245_000000402051_00238_23839_1955.N1	21-SEP-2006 11:32:45	Dark	39.500	143	Alp Hyi	2.8570	7200.0	79	23839	No
117	GOM_NL__2PRFIN20060921_113412_000000542051_00238_23839_1956.N1	21-SEP-2006 11:34:12	Dark	53.500	9	Alp Eri	0.45300	24000.	107	23839	No
118	GOM_NL__2PRFIN20060921_114012_000000442051_00238_23839_1957.N1	21-SEP-2006 11:40:12	Straylight	44.000	63	Bet Gru	2.1500	2800.0	88	23839	No
119	GOM_NL__2PRFIN20060921_114447_000000392051_00238_23839_1958.N1	21-SEP-2006 11:44:47	Straylight	39.000	18	24Alp PsA	1.1660	9700.0	78	23839	No
120	GOM_NL__2PRFIN20060921_115327_000000372051_00238_23839_1959.N1	21-SEP-2006 11:53:27	Bright	36.500	162	34Alp Aqr	2.9440	5350.0	73	23839	No
121	GOM_NL__2PRFIN20060921_115629_000000382051_00238_23839_1960.N1	21-SEP-2006 11:56:29	Bright	38.000	61	8Eps Peg	2.1000	3900.0	76	23839	No
122	GOM_NL__2PRFIN20060921_120156_000000382051_00238_23839_1961.N1	21-SEP-2006 12:01:56	Bright	37.500	164	44Eta Peg	2.9480	5400.0	75	23839	No
123	GOM_NL__2PRFIN20060921_120702_000000382051_00238_23839_1962.N1	21-SEP-2006 12:07:02	Bright	38.000	19	50Alp Cyg	1.2460	10500.	76	23839	No
124	GOM_NL__2PRFIN20060921_121109_000000522051_00238_23839_1963.N1	21-SEP-2006 12:11:09	Bright	52.000	89	5Alp Cep	2.4510	8000.0	104	23839	No
125	GOM_NL__2PRFIN20060921_121841_000000362051_00238_23839_1964.N1	21-SEP-2006 12:18:41	Bright	36.000	49	1Alp UMi	1.9900	6300.0	72	23839	No
126	GOM_NL__2PRFIN20060921_122002_000000532051_00238_23839_1965.N1	21-SEP-2006 12:20:02	Bright	53.000	60	7Bet UMi	2.0810	3950.0	106	23839	No
127	GOM_NL__2PRFIN20060921_122617_000000342051_00238_23839_1966.N1	21-SEP-2006 12:26:17	Bright	34.000	36	50Alp UMa	1.8000	6300.0	68	23839	No
128	GOM_NL__2PRFIN20060921_122744_000000332051_00238_23839_1967.N1	21-SEP-2006 12:27:44	Bright	33.000	82	48Bet UMa	2.3650	10600.	66	23839	No
129	GOM_NL__2PRFIN20060921_125630_000000432051_00238_23839_1968.N1	21-SEP-2006 12:56:30	Dark	43.000	65	Lam Vel	2.2040	4400.0	86	23839	No
130	GOM_NL__2PRFIN20060921_125840_000000422051_00238_23839_1969.N1	21-SEP-2006 12:58:40	Dark	42.000	34	Gam2Vel	1.7930	23000.	84	23839	No
131	GOM_NL__2PRFIN20060921_130122_000000472051_00238_23839_1970.N1	21-SEP-2006 13:01:22	Dark	46.500	41	Eps Car	1.8600	4100.0	93	23839	No
132	GOM_NL__2PRFIN20060921_131151_000000362051_00239_23840_1954.N1	21-SEP-2006 13:11:51	Dark	35.500	135	Bet Hyi	2.8200	5800.0	71	23840	No
133	GOM_NL__2PRFIN20060921_131321_000000382051_00239_23840_1955.N1	21-SEP-2006 13:13:21	Dark	38.000	143	Alp Hyi	2.8570	7200.0	76	23840	No
134	GOM_NL__2PRFIN20060921_131448_000000512051_00239_23840_1956.N1	21-SEP-2006 13:14:48	Dark	51.000	9	Alp Eri	0.45300	24000.	102	23840	No
135	GOM_NL__2PRFIN20060921_132048_000000482051_00239_23840_1957.N1	21-SEP-2006 13:20:48	Straylight	47.500	63	Bet Gru	2.1500	2800.0	95	23840	No
136	GOM_NL__2PRFIN20060921_132523_000000432051_00239_23840_1958.N1	21-SEP-2006 13:25:23	Straylight	42.500	18	24Alp PsA	1.1660	9700.0	85	23840	No
137	GOM_NL__2PRFIN20060921_133403_000000362051_00239_23840_1959.N1	21-SEP-2006 13:34:03	Bright	36.000	162	34Alp Aqr	2.9440	5350.0	72	23840	No
138	GOM_NL__2PRFIN20060921_133706_000000372051_00239_23840_1960.N1	21-SEP-2006 13:37:06	Bright	37.000	61	8Eps Peg	2.1000	3900.0	74	23840	No
139	GOM_NL__2PRFIN20060921_134232_000000342051_00239_23840_1961.N1	21-SEP-2006 13:42:32	Bright	34.000	164	44Eta Peg	2.9480	5400.0	68	23840	No
140	GOM_NL__2PRFIN20060921_134739_000000252051_00239_23840_1962.N1	21-SEP-2006 13:47:39	Tw_i_and_stray	25.000	19	50Alp Cyg	1.2460	10500.	50	23840	No
141	GOM_NL__2PRFIN20060921_135145_000000352051_00239_23840_1963.N1	21-SEP-2006 13:51:45	Bright	35.000	89	5Alp Cep	2.4510	8000.0	70	23840	No
142	GOM_NL__2PRFIN20060921_135917_000000362051_00239_23840_1964.N1	21-SEP-2006 13:59:17	Bright	35.500	49	1Alp UMi	1.9900	6300.0	71	23840	No
143	GOM_NL__2PRFIN20060921_140039_000000332051_00239_23840_1965.N1	21-SEP-2006 14:00:39	Bright	32.500	60	7Bet UMi	2.0810	3950.0	65	23840	No
144	GOM_NL__2PRFIN20060921_140653_000000372051_00239_23840_1966.N1	21-SEP-2006 14:06:53	Bright	36.500	36	50Alp UMa	1.8000	6300.0	73	23840	No
145	GOM_NL__2PRFIN20060921_140821_000000352051_00239_23840_1967.N1	21-SEP-2006 14:08:21	Bright	34.500	82	48Bet UMa	2.3650	10600.	69	23840	No
146	GOM_NL__2PRFIN20060921_143706_000000442051_00239_23840_1968.N1	21-SEP-2006 14:37:06	Dark	44.000	65	Lam Vel	2.2040	4400.0	88	23840	No
147	GOM_NL__2PRFIN20060921_143917_000000372051_00239_23840_1969.N1	21-SEP-2006 14:39:17	Dark	36.500	34	Gam2Vel	1.7930	23000.	73	23840	No
148	GOM_NL__2PRFIN20060921_144158_000000472051_00239_23840_1970.N1	21-SEP-2006 14:41:58	Dark	47.000	41	Eps Car	1.8600	4100.0	94	23840	No
149	GOM_NL__2PRFIN20060921_145227_000000392051_00240_23841_1954.N1	21-SEP-2006 14:52:27	Dark	39.000	135	Bet Hyi	2.8200	5800.0	78	23841	No
150	GOM_NL__2PRFIN20060921_145357_000000392051_00240_23841_1955.N1	21-SEP-2006 14:53:57	Dark	39.000	143	Alp Hyi	2.8570	7200.0	78	23841	No
151	GOM_NL__2PRFIN20060921_145524_000000482051_00240_23841_1956.N1	21-SEP-2006 14:55:24	Dark	47.500	9	Alp Eri	0.45300	24000.	95	23841	No
152	GOM_NL__2PRFIN20060921_150124_000000442051_00240_23841_1957.N1	21-SEP-2006 15:01:24	Straylight	44.000	63	Bet Gru	2.1500	2800.0	88	23841	No
153	GOM_NL__2PRFIN20060921_150559_000000432051_00240_23841_1958.N1	21-SEP-2006 15:05:59	Straylight	42.500	18	24Alp PsA	1.1660	9700.0	85	23841	No
154	GOM_NL__2PRFIN20060921_151439_000000362051_00240_23841_1959.N1	21-SEP-2006 15:14:39	Bright	36.000	162	34Alp Aqr	2.9440	5350.0	72	23841	No
155	GOM_NL__2PRFIN20060921_151742_000000372051_00240_23841_1960.N1	21-SEP-2006 15:17:42	Bright	36.500	61	8Eps Peg	2.1000	3900.0	73	23841	No
156	GOM_NL__2PRFIN20060921_152308_000000372051_00240_23841_1961.N1	21-SEP-2006 15:23:08	Bright	37.000	164	44Eta Peg	2.9480	5400.0	74	23841	No
157	GOM_NL__2PRFIN20060921_152815_000000252051_00240_23841_1962.N1	21-SEP-2006 15:28:15	Tw_i_and_stray	25.000	19	50Alp Cyg	1.2460	10500.	50	23841	No
158	GOM_NL__2PRFIN20060921_153221_000000522051_00240_23841_1963.N1	21-SEP-2006 15:32:21	Bright	52.000	89	5Alp Cep	2.4510	8000.0	104	23841	No
159	GOM_NL__2PRFIN20060921_153953_000000362051_00240_23841_1964.N1	21-SEP-2006 15:39:53	Bright	35.500	49	1Alp UMi	1.9900	6300.0	71	23841	No
160	GOM_NL__2PRFIN20060921_154115_000000362051_00240_23841_1965.N1	21-SEP-2006 15:41:15	Bright	36.000	60	7Bet UMi	2.0810	3950.0	72	23841	No

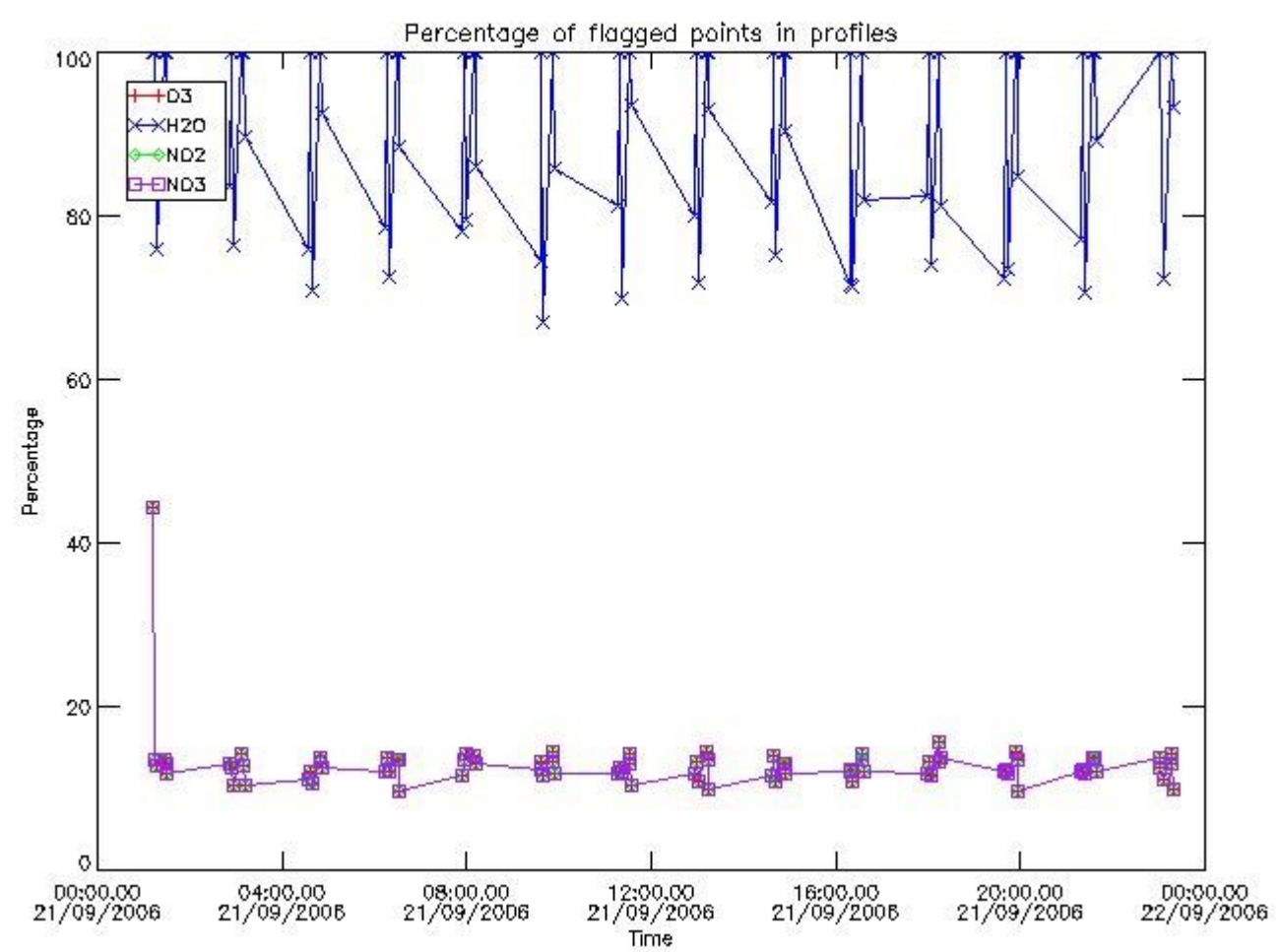
161	GOM_NL__2PRFIN20060921_154729_000000372051_00240_23841_1966.N1	21-SEP-2006 15:47:29	Bright	37.000	36	50Alp UMa	1.8000	6300.0	74	23841	No
162	GOM_NL__2PRFIN20060921_154857_000000352051_00240_23841_1967.N1	21-SEP-2006 15:48:57	Bright	35.000	82	48Bet UMa	2.3650	10600.	70	23841	No
163	GOM_NL__2PRFIN20060921_161742_000000432051_00240_23841_1968.N1	21-SEP-2006 16:17:42	Dark	42.500	65	Lam Vel	2.2040	4400.0	85	23841	No
164	GOM_NL__2PRFIN20060921_161953_000000422051_00240_23841_1969.N1	21-SEP-2006 16:19:53	Dark	41.500	34	Gam2Vel	1.7930	23000.	83	23841	No
165	GOM_NL__2PRFIN20060921_162234_000000482051_00240_23841_1970.N1	21-SEP-2006 16:22:34	Dark	47.500	41	Eps Car	1.8600	4100.0	95	23841	No
166	GOM_NL__2PRFIN20060921_163304_000000362051_00241_23842_1975.N1	21-SEP-2006 16:33:04	Dark	36.000	135	Bet Hyi	2.8200	5800.0	72	23842	No
167	GOM_NL__2PRFIN20060921_163434_000000382051_00241_23842_1976.N1	21-SEP-2006 16:34:34	Dark	38.000	143	Alp Hyi	2.8570	7200.0	76	23842	No
168	GOM_NL__2PRFIN20060921_163601_000000422051_00241_23842_1977.N1	21-SEP-2006 16:36:01	Dark	42.000	9	Alp Eri	0.45300	24000.	84	23842	No
169	GOM_NL__2PRFIN20060921_164200_000000452051_00241_23842_1978.N1	21-SEP-2006 16:42:00	Straylight	44.500	63	Bet Gru	2.1500	2800.0	89	23842	No
170	GOM_NL__2PRFIN20060921_164635_000000472051_00241_23842_1979.N1	21-SEP-2006 16:46:35	Straylight	46.500	18	24Alp PsA	1.1660	9700.0	93	23842	No
171	GOM_NL__2PRFIN20060921_165515_000000372051_00241_23842_1980.N1	21-SEP-2006 16:55:15	Bright	36.500	162	34Alp Aqr	2.9440	5350.0	73	23842	No
172	GOM_NL__2PRFIN20060921_165818_000000382051_00241_23842_1981.N1	21-SEP-2006 16:58:18	Bright	38.000	61	8Eps Peg	2.1000	3900.0	76	23842	No
173	GOM_NL__2PRFIN20060921_170344_000000382051_00241_23842_1982.N1	21-SEP-2006 17:03:44	Bright	37.500	164	44Eta Peg	2.9480	5400.0	75	23842	No
174	GOM_NL__2PRFIN20060921_171257_000000362051_00241_23842_1983.N1	21-SEP-2006 17:12:57	Bright	36.000	89	5Alp Cep	2.4510	8000.0	72	23842	No
175	GOM_NL__2PRFIN20060921_172029_000000372051_00241_23842_1984.N1	21-SEP-2006 17:20:29	Bright	37.000	49	1Alp UMi	1.9900	6300.0	74	23842	No
176	GOM_NL__2PRFIN20060921_172151_000000372051_00241_23842_1985.N1	21-SEP-2006 17:21:51	Bright	37.000	60	7Bet UMi	2.0810	3950.0	74	23842	No
177	GOM_NL__2PRFIN20060921_172805_000000352051_00241_23842_1986.N1	21-SEP-2006 17:28:05	Bright	34.500	36	50Alp UMa	1.8000	6300.0	69	23842	No
178	GOM_NL__2PRFIN20060921_172933_000000522051_00241_23842_1987.N1	21-SEP-2006 17:29:33	Bright	52.000	82	48Bet UMa	2.3650	10600.	104	23842	No
179	GOM_NL__2PRFIN20060921_175819_000000432051_00241_23842_1988.N1	21-SEP-2006 17:58:19	Dark	43.000	65	Lam Vel	2.2040	4400.0	86	23842	No
180	GOM_NL__2PRFIN20060921_180030_000000392051_00241_23842_1989.N1	21-SEP-2006 18:00:30	Dark	38.500	34	Gam2Vel	1.7930	23000.	77	23842	No
181	GOM_NL__2PRFIN20060921_180311_000000492051_00241_23842_1990.N1	21-SEP-2006 18:03:11	Dark	48.500	41	Eps Car	1.8600	4100.0	97	23842	No
182	GOM_NL__2PRFIN20060921_181340_000000362051_00242_23843_1975.N1	21-SEP-2006 18:13:40	Dark	36.000	135	Bet Hyi	2.8200	5800.0	72	23843	No
183	GOM_NL__2PRFIN20060921_181510_000000392051_00242_23843_1976.N1	21-SEP-2006 18:15:10	Dark	38.500	143	Alp Hyi	2.8570	7200.0	77	23843	No
184	GOM_NL__2PRFIN20060921_181637_000000402051_00242_23843_1977.N1	21-SEP-2006 18:16:37	Dark	40.000	9	Alp Eri	0.45300	24000.	80	23843	No
185	GOM_NL__2PRFIN20060921_182237_000000442051_00242_23843_1978.N1	21-SEP-2006 18:22:37	Straylight	44.000	63	Bet Gru	2.1500	2800.0	88	23843	No
186	GOM_NL__2PRFIN20060921_182711_000000412051_00242_23843_1979.N1	21-SEP-2006 18:27:11	Straylight	41.000	18	24Alp PsA	1.1660	9700.0	82	23843	No
187	GOM_NL__2PRFIN20060921_183551_000000382051_00242_23843_1980.N1	21-SEP-2006 18:35:51	Bright	37.500	162	34Alp Aqr	2.9440	5350.0	75	23843	No
188	GOM_NL__2PRFIN20060921_183854_000000382051_00242_23843_1981.N1	21-SEP-2006 18:38:54	Bright	37.500	61	8Eps Peg	2.1000	3900.0	75	23843	No
189	GOM_NL__2PRFIN20060921_184420_000000372051_00242_23843_1982.N1	21-SEP-2006 18:44:20	Bright	37.000	164	44Eta Peg	2.9480	5400.0	74	23843	No
190	GOM_NL__2PRFIN20060921_185334_000000352051_00242_23843_1983.N1	21-SEP-2006 18:53:34	Bright	35.000	89	5Alp Cep	2.4510	8000.0	70	23843	No
191	GOM_NL__2PRFIN20060921_190105_000000362051_00242_23843_1984.N1	21-SEP-2006 19:01:05	Bright	35.500	49	1Alp UMi	1.9900	6300.0	71	23843	No
192	GOM_NL__2PRFIN20060921_190227_000000382051_00242_23843_1985.N1	21-SEP-2006 19:02:27	Bright	37.500	60	7Bet UMi	2.0810	3950.0	75	23843	No
193	GOM_NL__2PRFIN20060921_190841_000000342051_00242_23843_1986.N1	21-SEP-2006 19:08:41	Bright	34.000	36	50Alp UMa	1.8000	6300.0	68	23843	No
194	GOM_NL__2PRFIN20060921_191009_000000342051_00242_23843_1987.N1	21-SEP-2006 19:10:09	Bright	34.000	82	48Bet UMa	2.3650	10600.	68	23843	No
195	GOM_NL__2PRFIN20060921_193855_000000422051_00242_23843_1988.N1	21-SEP-2006 19:38:55	Dark	42.000	65	Lam Vel	2.2040	4400.0	84	23843	No
196	GOM_NL__2PRFIN20060921_194106_000000422051_00242_23843_1989.N1	21-SEP-2006 19:41:06	Dark	41.500	34	Gam2Vel	1.7930	23000.	83	23843	No
197	GOM_NL__2PRFIN20060921_194347_000000482051_00242_23843_1990.N1	21-SEP-2006 19:43:47	Dark	47.500	41	Eps Car	1.8600	4100.0	95	23843	No
198	GOM_NL__2PRFIN20060921_195416_000000352051_00243_23844_1975.N1	21-SEP-2006 19:54:16	Dark	35.000	135	Bet Hyi	2.8200	5800.0	70	23844	No
199	GOM_NL__2PRFIN20060921_195547_000000382051_00243_23844_1976.N1	21-SEP-2006 19:55:47	Dark	38.000	143	Alp Hyi	2.8570	7200.0	76	23844	No
200	GOM_NL__2PRFIN20060921_195714_000000532051_00243_23844_1977.N1	21-SEP-2006 19:57:14	Dark	52.500	9	Alp Eri	0.45300	24000.	105	23844	No
201	GOM_NL__2PRFIN20060921_200313_000000462051_00243_23844_1978.N1	21-SEP-2006 20:03:13	Straylight	46.000	63	Bet Gru	2.1500	2800.0	92	23844	No
202	GOM_NL__2PRFIN20060921_200748_000000472051_00243_23844_1979.N1	21-SEP-2006 20:07:48	Straylight	47.000	18	24Alp PsA	1.1660	9700.0	94	23844	No
203	GOM_NL__2PRFIN20060921_201627_000000362051_00243_23844_1980.N1	21-SEP-2006 20:16:27	Bright	35.500	162	34Alp Aqr	2.9440	5350.0	71	23844	No
204	GOM_NL__2PRFIN20060921_201930_000000382051_00243_23844_1981.N1	21-SEP-2006 20:19:30	Bright	38.000	61	8Eps Peg	2.1000	3900.0	76	23844	No
205	GOM_NL__2PRFIN20060921_202455_000000352051_00243_23844_1982.N1	21-SEP-2006 20:24:55	Bright	35.000	164	44Eta Peg	2.9480	5400.0	70	23844	No
206	GOM_NL__2PRFIN20060921_203410_000000462051_00243_23844_1983.N1	21-SEP-2006 20:34:10	Bright	46.000	89	5Alp Cep	2.4510	8000.0	92	23844	No
207	GOM_NL__2PRFIN20060921_204141_000000352051_00243_23844_1984.N1	21-SEP-2006 20:41:41	Bright	35.000	49	1Alp UMi	1.9900	6300.0	70	23844	No
208	GOM_NL__2PRFIN20060921_204304_000000372051_00243_23844_1985.N1	21-SEP-2006 20:43:04	Bright	36.500	60	7Bet UMi	2.0810	3950.0	73	23844	No
209	GOM_NL__2PRFIN20060921_204917_000000362051_00243_23844_1986.N1	21-SEP-2006 20:49:17	Bright	35.500	36	50Alp UMa	1.8000	6300.0	71	23844	No
210	GOM_NL__2PRFIN20060921_205045_000000382051_00243_23844_1987.N1	21-SEP-2006 20:50:45	Bright	37.500	82	48Bet UMa	2.3650	10600.	75	23844	No
211	GOM_NL__2PRFIN20060921_211931_000000422051_00243_23844_1988.N1	21-SEP-2006 21:19:31	Dark	42.000	65	Lam Vel	2.2040	4400.0	84	23844	No
212	GOM_NL__2PRFIN20060921_212142_000000422051_00243_23844_1989.N1	21-SEP-2006 21:21:42	Dark	41.500	34	Gam2Vel	1.7930	23000.	83	23844	No
213	GOM_NL__2PRFIN20060921_212423_000000432051_00243_23844_1990.N1	21-SEP-2006 21:24:23	Dark	43.000	41	Eps Car	1.8600	4100.0	86	23844	No
214	GOM_NL__2PRFIN20060921_213452_000000372051_00244_23845_1975.N1	21-SEP-2006 21:34:52	Dark	37.000	135	Bet Hyi	2.8200	5800.0	74	23845	No
215	GOM_NL__2PRFIN20060921_213623_000000372051_00244_23845_1976.N1	21-SEP-2006 21:36:23	Dark	37.000	143	Alp Hyi	2.8570	7200.0	74	23845	No
216	GOM_NL__2PRFIN20060921_213750_000000422051_00244_23845_1977.N1	21-SEP-2006 21:37:50	Dark	42.000	9	Alp Eri	0.45300	24000.	84	23845	No
217	GOM_NL__2PRFIN20060921_214349_000000452051_00244_23845_1978.N1	21-SEP-2006 21:43:49	Straylight	45.000	63	Bet Gru	2.1500	2800.0	90	23845	No
218	GOM_NL__2PRFIN20060921_214824_000000442051_00244_23845_1979.N1	21-SEP-2006 21:48:24	Straylight	43.500	18	24Alp PsA	1.1660	9700.0	87	23845	No
219	GOM_NL__2PRFIN20060921_215704_000000372051_00244_23845_1980.N1	21-SEP-2006 21:57:04	Bright	37.000	162	34Alp Aqr	2.9440	5350.0	74	23845	No

220	GOM_NL__2PRFIN20060921_220006_000000372051_00244_23845_1981.N1	21-SEP-2006 22:00:06	Bright	37.000	61	8Eps Peg	2.1000	3900.0	74	23845	No
221	GOM_NL__2PRFIN20060921_220531_000000372051_00244_23845_1982.N1	21-SEP-2006 22:05:31	Bright	36.500	164	44Eta Peg	2.9480	5400.0	73	23845	No
222	GOM_NL__2PRFIN20060921_221446_000000352051_00244_23845_1983.N1	21-SEP-2006 22:14:46	Bright	34.500	89	5Alp Cep	2.4510	8000.0	69	23845	No
223	GOM_NL__2PRFIN20060921_222217_000000352051_00244_23845_1984.N1	21-SEP-2006 22:22:17	Bright	35.000	49	1Alp UMi	1.9900	6300.0	70	23845	No
224	GOM_NL__2PRFIN20060921_222340_000000342051_00244_23845_1985.N1	21-SEP-2006 22:23:40	Bright	33.500	60	7Bet UMi	2.0810	3950.0	67	23845	No
225	GOM_NL__2PRFIN20060921_222953_000000372051_00244_23845_1986.N1	21-SEP-2006 22:29:53	Bright	36.500	36	50Alp UMa	1.8000	6300.0	73	23845	No
226	GOM_NL__2PRFIN20060921_223121_000000522051_00244_23845_1987.N1	21-SEP-2006 22:31:21	Bright	51.500	82	48Bet UMa	2.3650	10600.	103	23845	No
227	GOM_NL__2PRFIN20060921_230007_000000412051_00244_23845_1988.N1	21-SEP-2006 23:00:07	Dark	41.000	65	Lam Vel	2.2040	4400.0	82	23845	No
228	GOM_NL__2PRFIN20060921_230219_000000412051_00244_23845_1989.N1	21-SEP-2006 23:02:19	Dark	40.500	34	Gam2Vel	1.7930	23000.	81	23845	No
229	GOM_NL__2PRFIN20060921_230459_000000462051_00244_23845_1990.N1	21-SEP-2006 23:04:59	Dark	45.500	41	Eps Car	1.8600	4100.0	91	23845	No
230	GOM_NL__2PRFIN20060921_231528_000000362051_00245_23846_1975.N1	21-SEP-2006 23:15:28	Dark	36.000	135	Bet Hyi	2.8200	5800.0	72	23846	No
231	GOM_NL__2PRFIN20060921_231659_000000402051_00245_23846_1976.N1	21-SEP-2006 23:16:59	Dark	39.500	143	Alp Hyi	2.8570	7200.0	79	23846	No
232	GOM_NL__2PRFIN20060921_231826_000000522051_00245_23846_1977.N1	21-SEP-2006 23:18:26	Dark	52.000	9	Alp Eri	0.45300	24000.	104	23846	No
233	GOM_NL__2PRFIN20060921_232425_000000492051_00245_23846_1978.N1	21-SEP-2006 23:24:25	Straylight	49.000	63	Bet Gru	2.1500	2800.0	98	23846	No
234	GOM_NL__2PRFIN20060921_232900_000000412051_00245_23846_1979.N1	21-SEP-2006 23:29:00	Straylight	40.500	18	24Alp PsA	1.1660	9700.0	81	23846	No
235	GOM_NL__2PRFIN20060921_233740_000000372051_00245_23846_1980.N1	21-SEP-2006 23:37:40	Bright	36.500	162	34Alp Aqr	2.9440	5350.0	73	23846	No
236	GOM_NL__2PRFIN20060921_234042_000000382051_00245_23846_1981.N1	21-SEP-2006 23:40:42	Bright	37.500	61	8Eps Peg	2.1000	3900.0	75	23846	No
237	GOM_NL__2PRFIN20060921_234607_000000372051_00245_23846_1982.N1	21-SEP-2006 23:46:07	Bright	37.000	164	44Eta Peg	2.9480	5400.0	74	23846	No
238	GOM_NL__2PRFIN20060921_235522_000000522051_00245_23846_1983.N1	21-SEP-2006 23:55:22	Bright	52.000	89	5Alp Cep	2.4510	8000.0	104	23846	No

3. Quality information per product

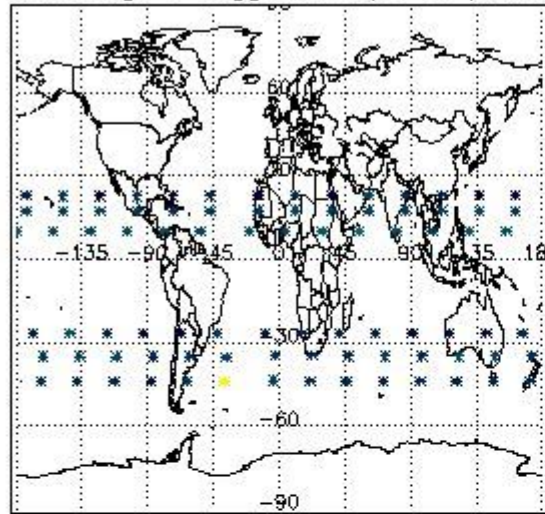
In this section it is plotted some information contained in the Quality Summary data set of the level 2 products. Only products in dark limb conditions and without errors (error flag in the MPH set to "0") are used.

3.1 Plot quality information per product (time dependant)

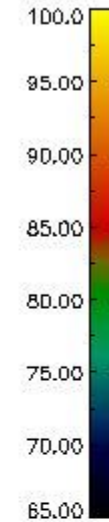
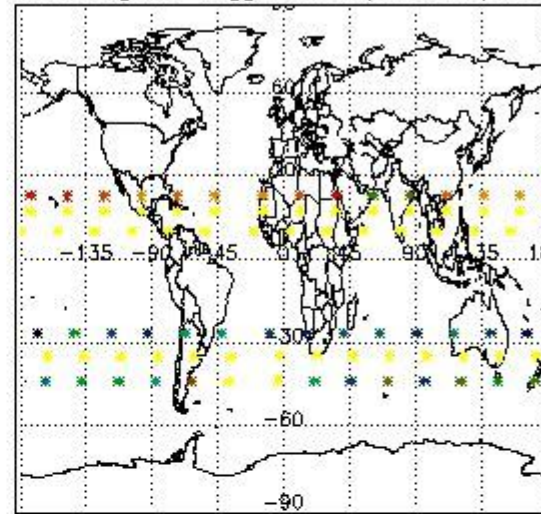


3.2 Plot quality information per product (world map)

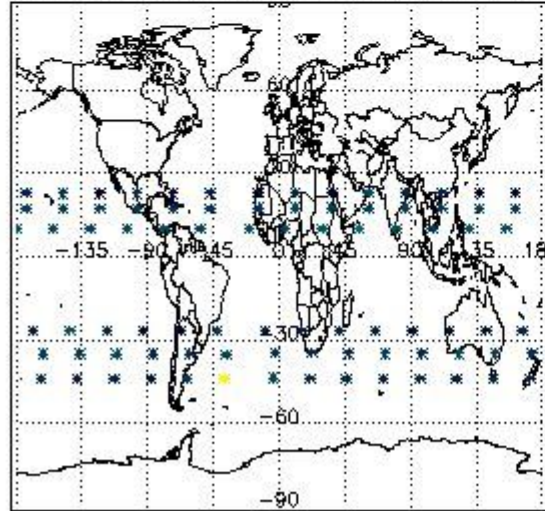
Percentage of flagged data per O3 profile



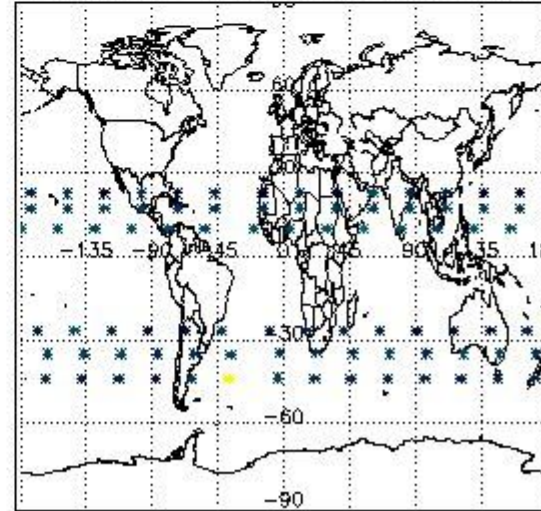
Percentage of flagged data per H2O profile



Percentage of flagged data per NO2 profile



Percentage of flagged data per NO3 profile

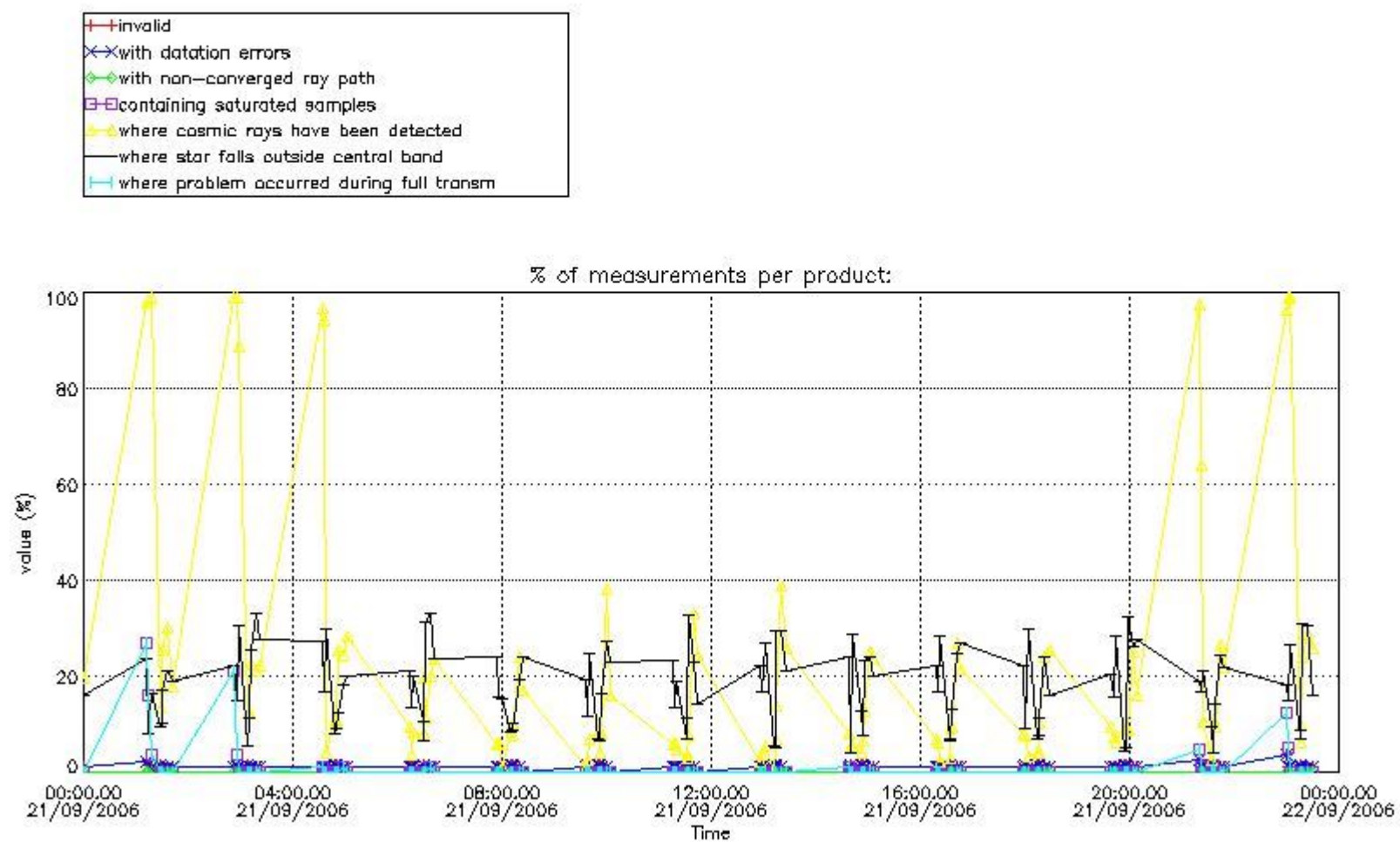


4. Level 1 quality information per product

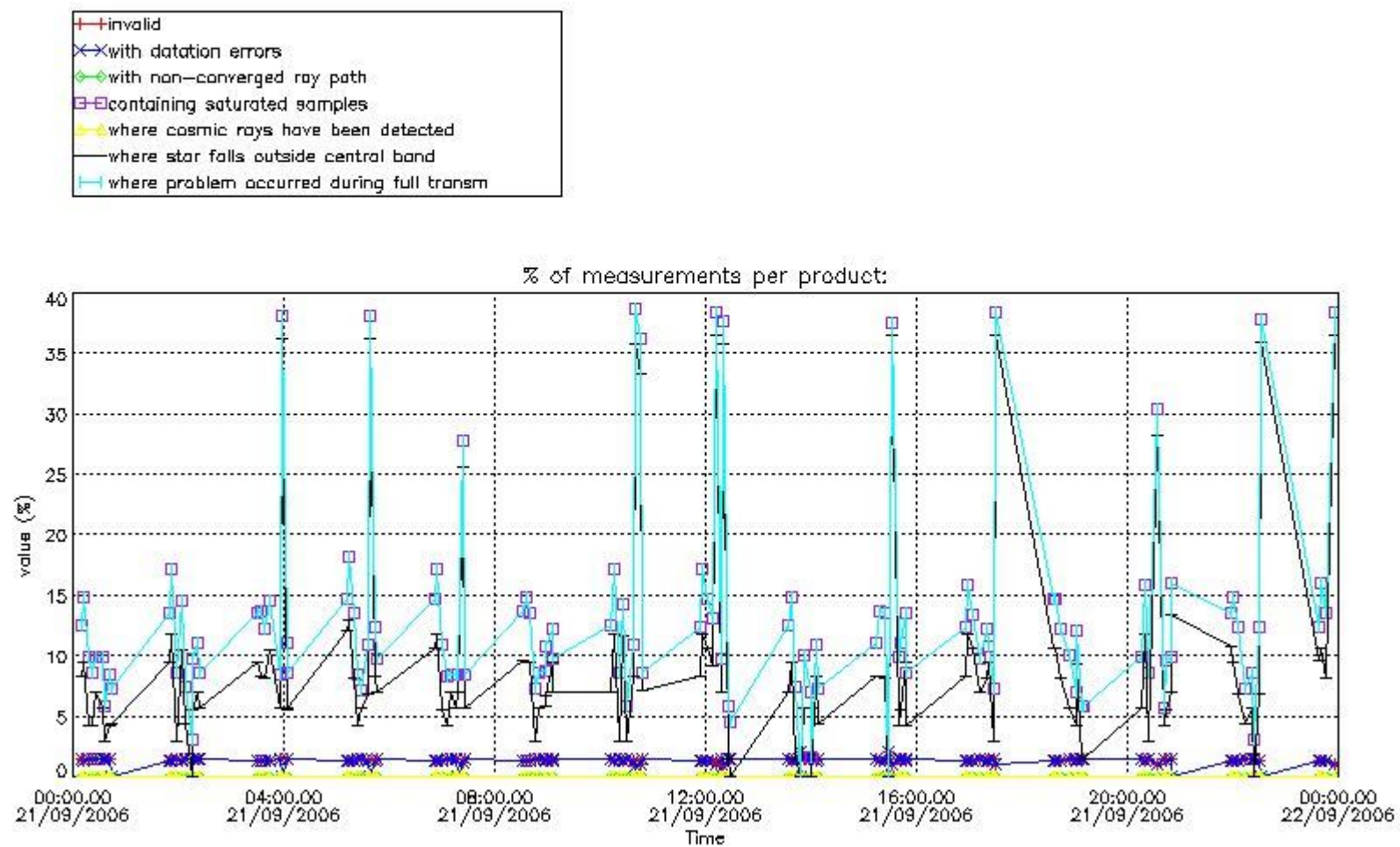
In this section it is plotted some information contained in the Quality Summary data set of the level 2 products that comes from the level 1b processing. Products without errors (error flag in the MPH set to "0") are used.

4.1 Plot quality information per product (time dependant) coming from level 1b processing

4.1.1 Plot level 1 quality information per product (time dependant): ENVISAT ASCENDING passes



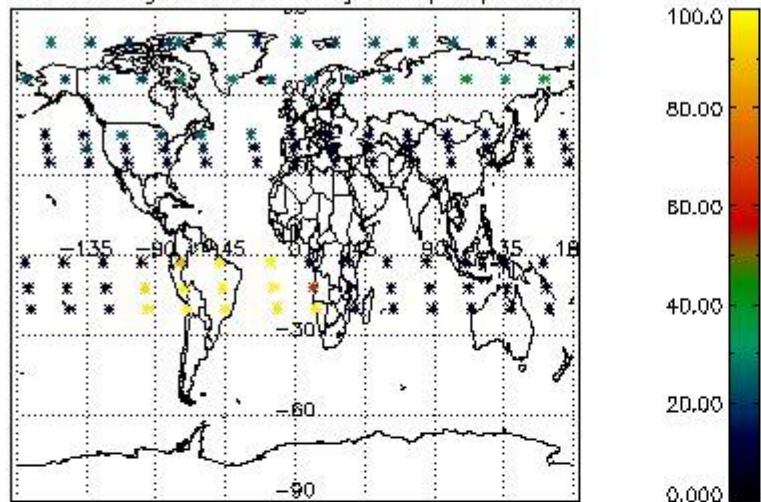
4.1.2 Plot level 1 quality information per product (time dependant): ENVI SAT DESCENDING passes



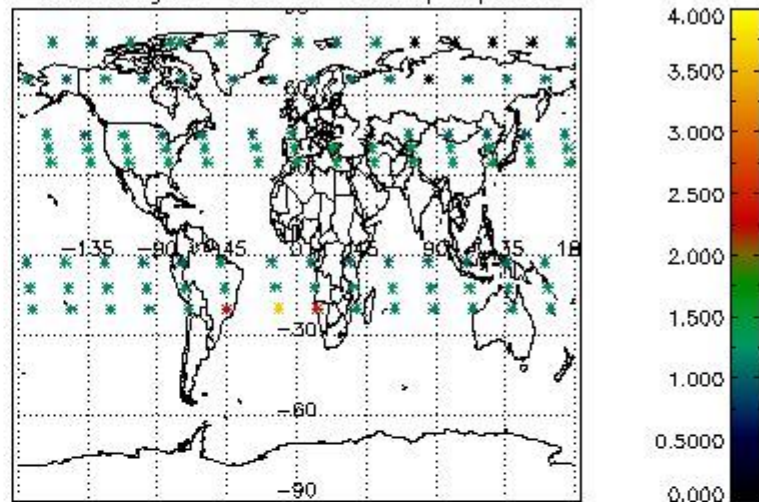
4.2 Plot quality information per product coming from level 1b processing (world map)

4.2.1 Plot level 1 quality information per product (world map): ENVISAT ASCENDING passes

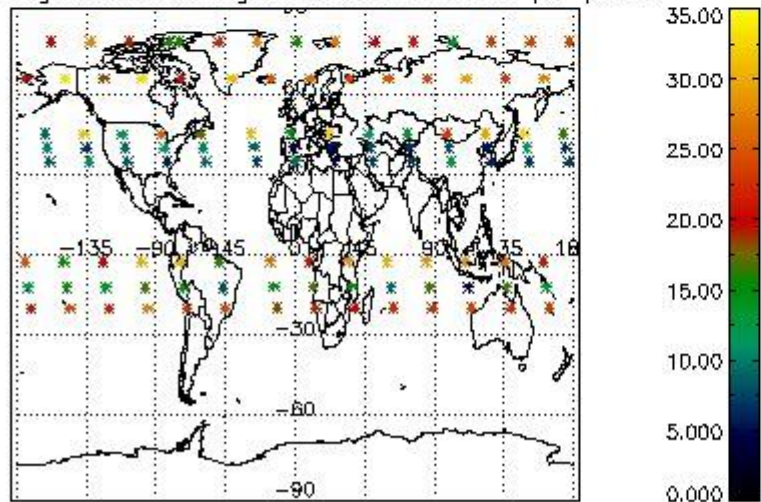
Percentage of cosmic ray hits per profile



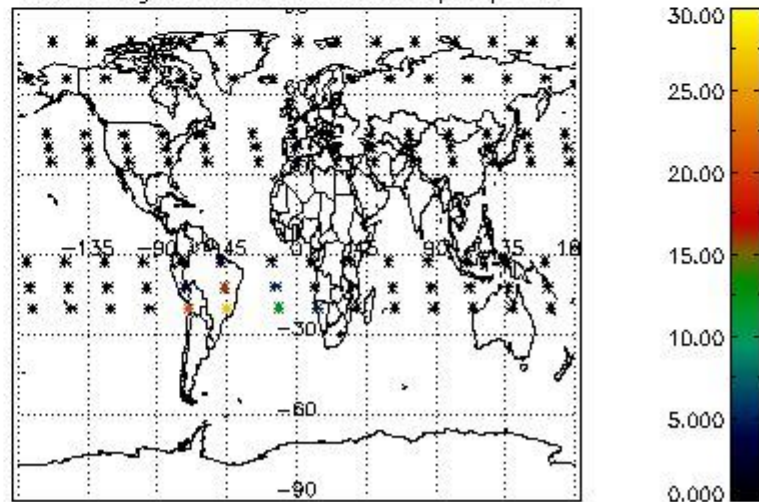
Percentage of datation errors per profile



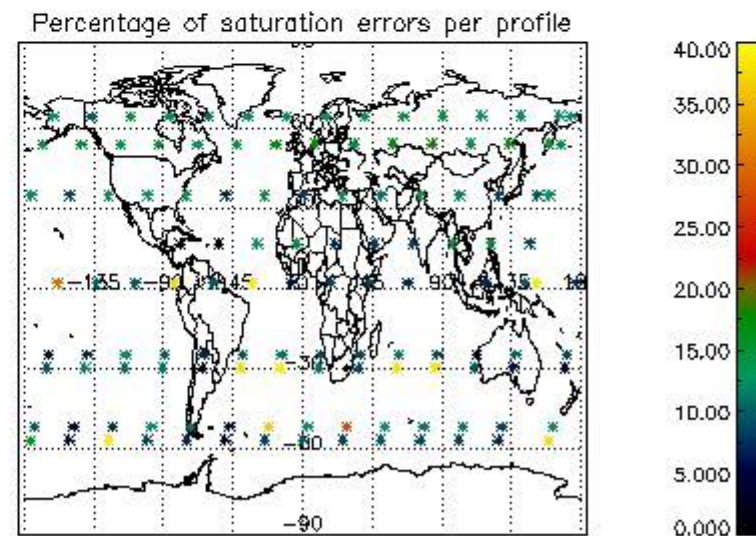
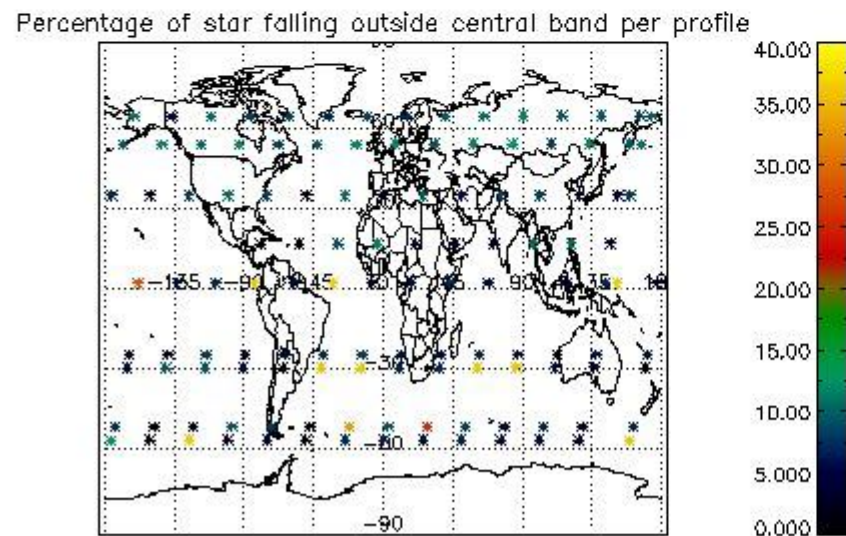
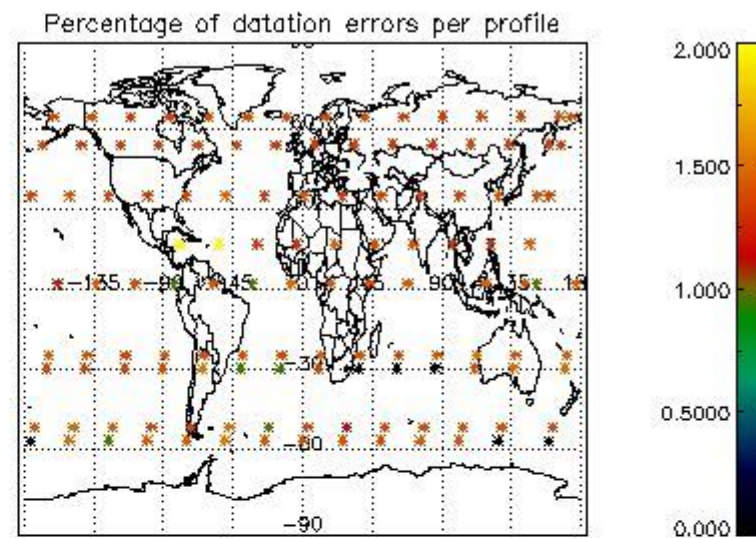
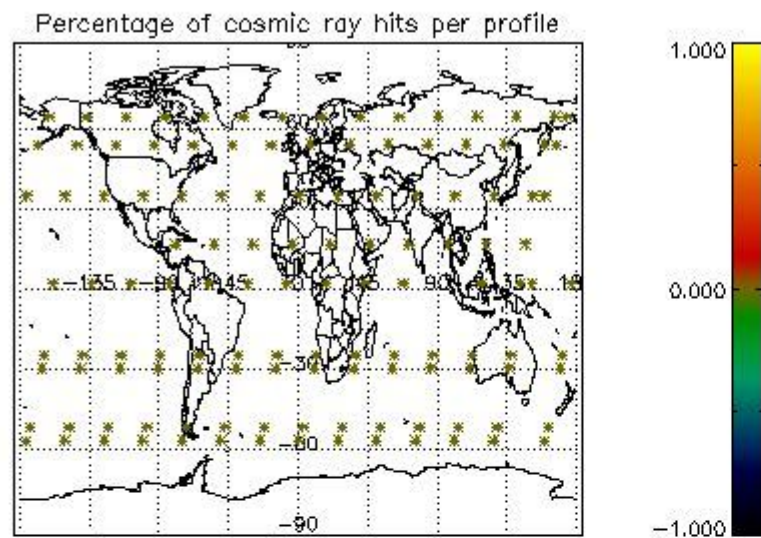
Percentage of star falling outside central band per profile



Percentage of saturation errors per profile



4.2.2 Plot level 1 quality information per product (world map): ENVISAT DESCENDING passes



5. Trace gas profiles

5.1 Ozone statistics based on quality of products

The final quality of the products can be "measured" using the STD (Standard Deviation) attached to every point profile. This information is written to the parameter GOM_NL__2P/NL_LOCAL_SPECIES_DENSITY/o3_std of the level 2 products. The table below shows the statistics for given STD ranges.

The statistics are given with respect to the overall valid production:

- Products without fatal errors: GOM_NL__2P/MPH/PRODUCT_ERR=0
- Valid point profile: GOM_NL__2P/NL_LOCAL_SPECIES_DENSITY/pcd(0)=0

The 'Criteria' is applied to valid points of dark limb products:

- Products in dark limb illumination condition: GOM_NL__2P/NL_SUMMARY_QUALITY/obs_ill_cond=0
- Products without fatal errors: GOM_NL__2P/MPH/PRODUCT_ERR=0
- Valid point profile: GOM_NL__2P/NL_LOCAL_SPECIES_DENSITY/pcd(0)=0

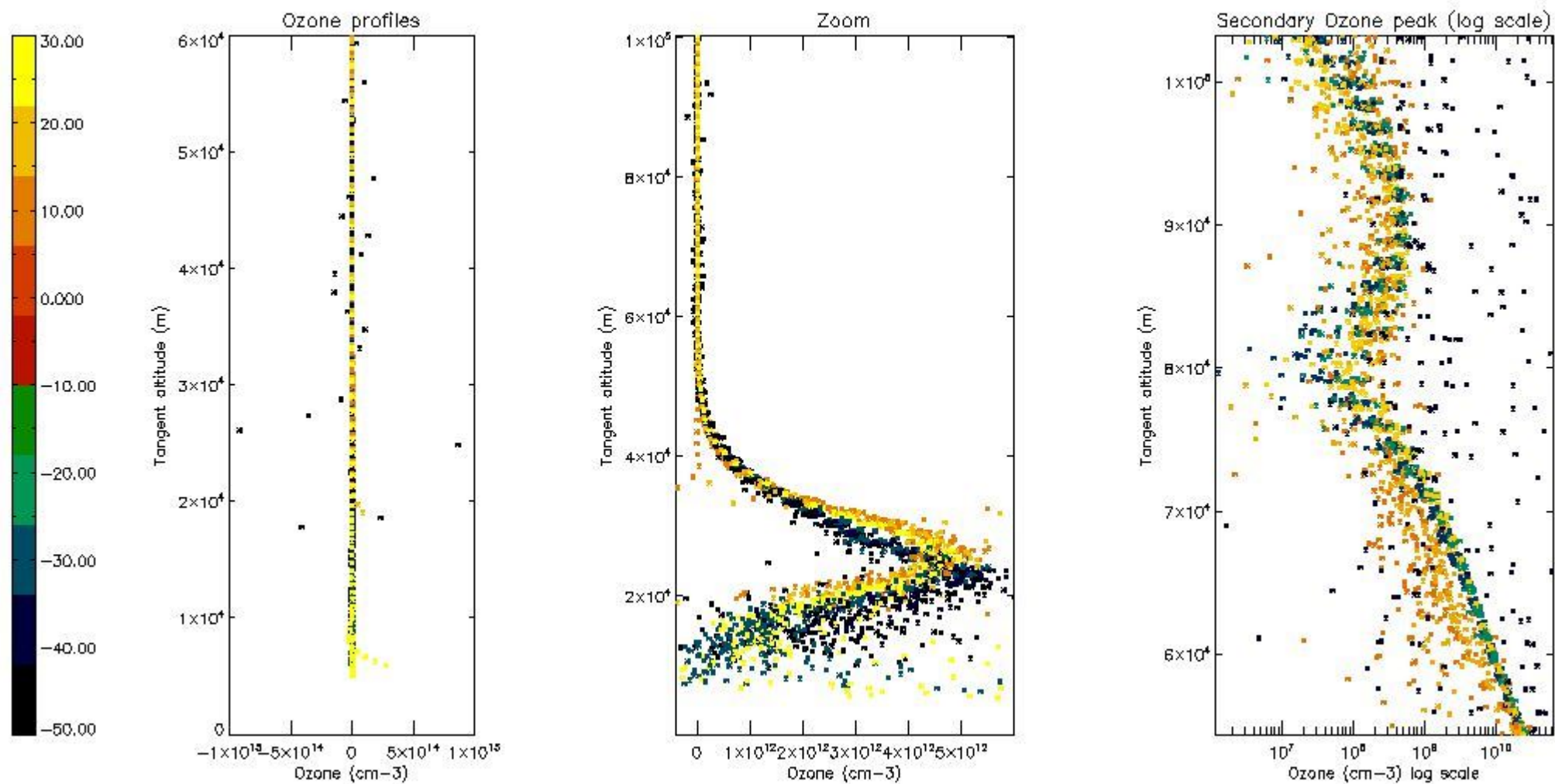
So, the table below shows the percentage of dark limb and valid observations for each criteria with respect to the overall valid daily observations.

Criteria	% of total production
All STD	38
STD < 20	20

STD < 10	15
STD < 5	8

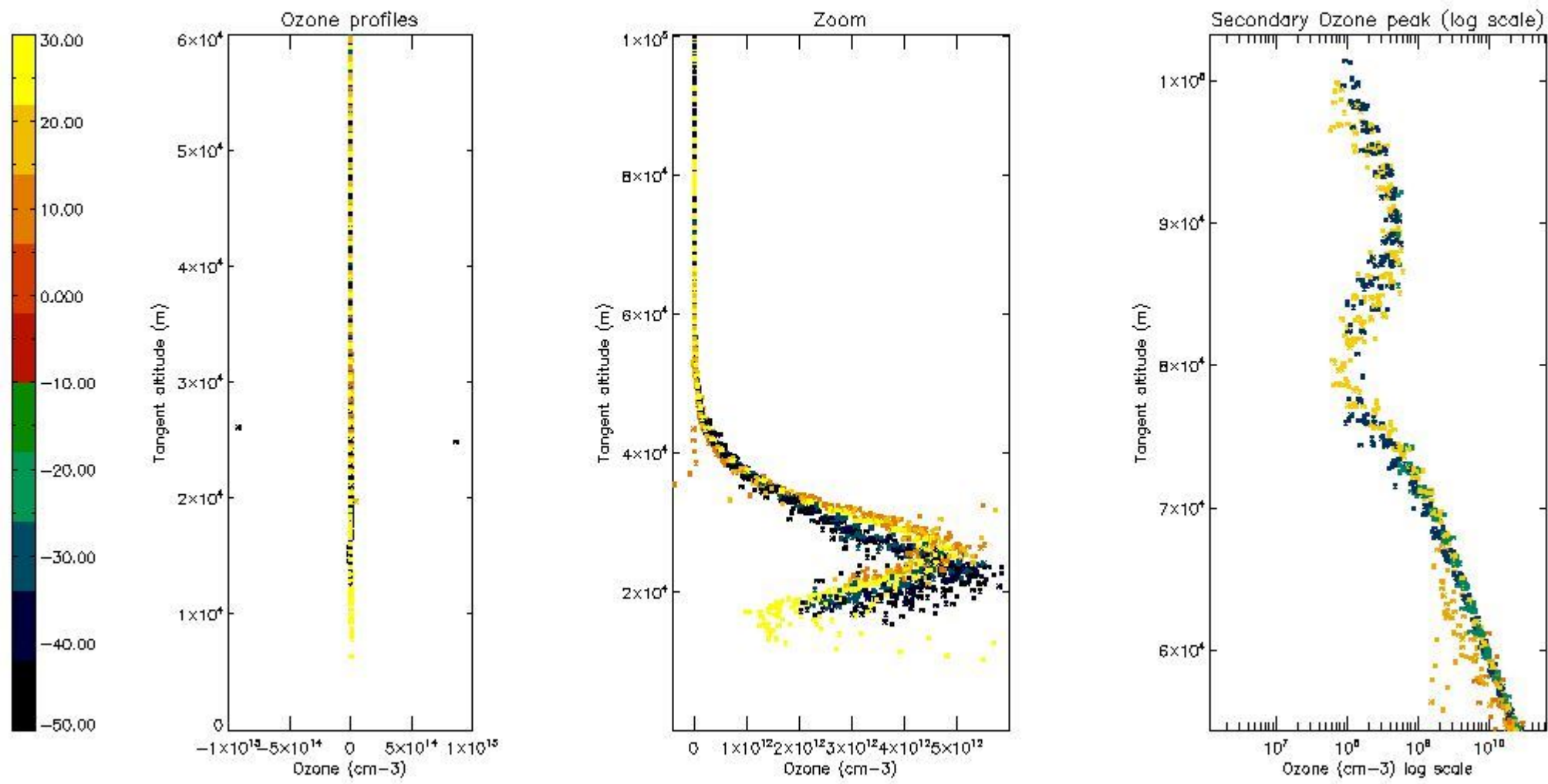
5.2 Plot ozone profiles for all STD (dark without errors)

The colorbar represents the latitude.



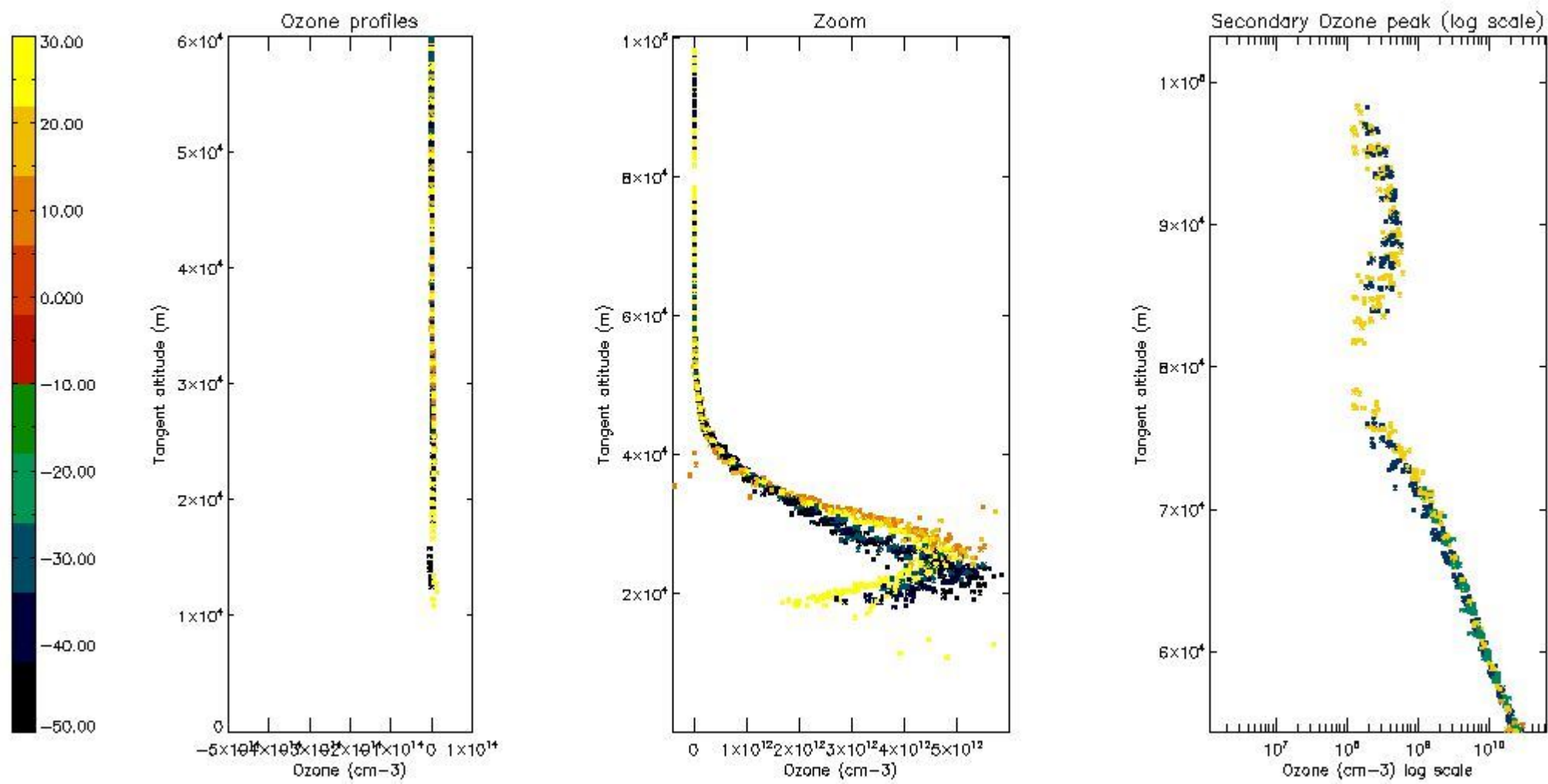
5.3 Plot ozone profiles where STD < 20% (dark without errors)

The colorbar represents the latitude.



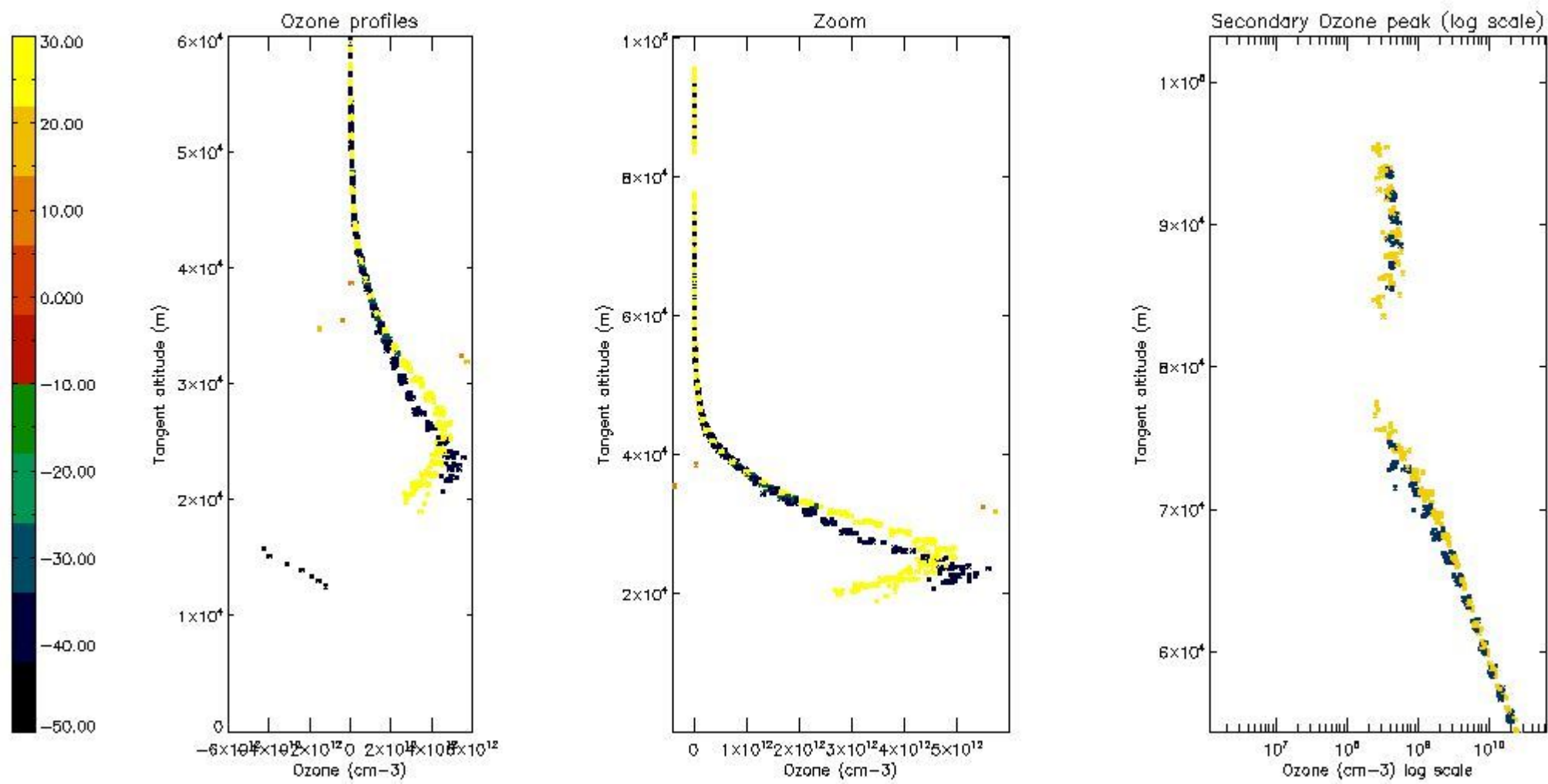
5.4 Plot ozone profiles where STD < 10% (dark without errors)

The colorbar represents the latitude.



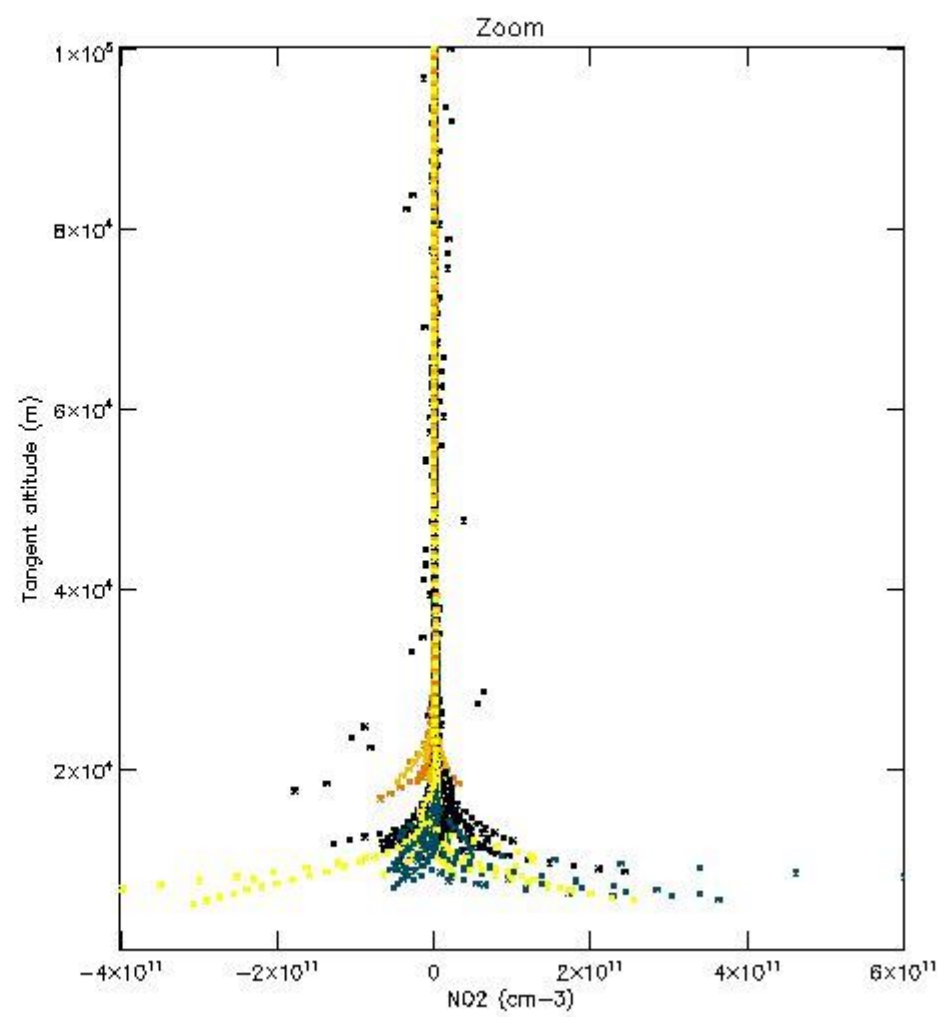
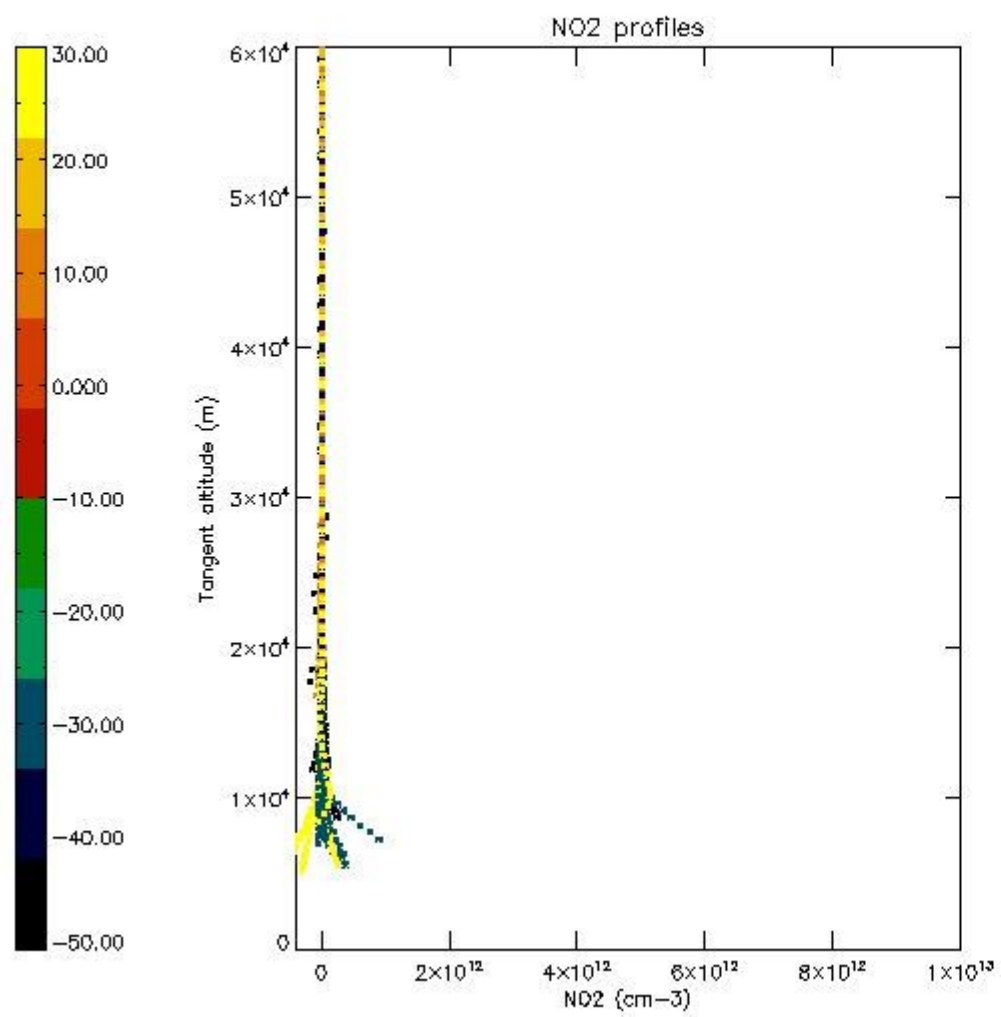
5.5 Plot ozone profiles where $STD < 5\%$ (dark without errors)

The colorbar represents the latitude.



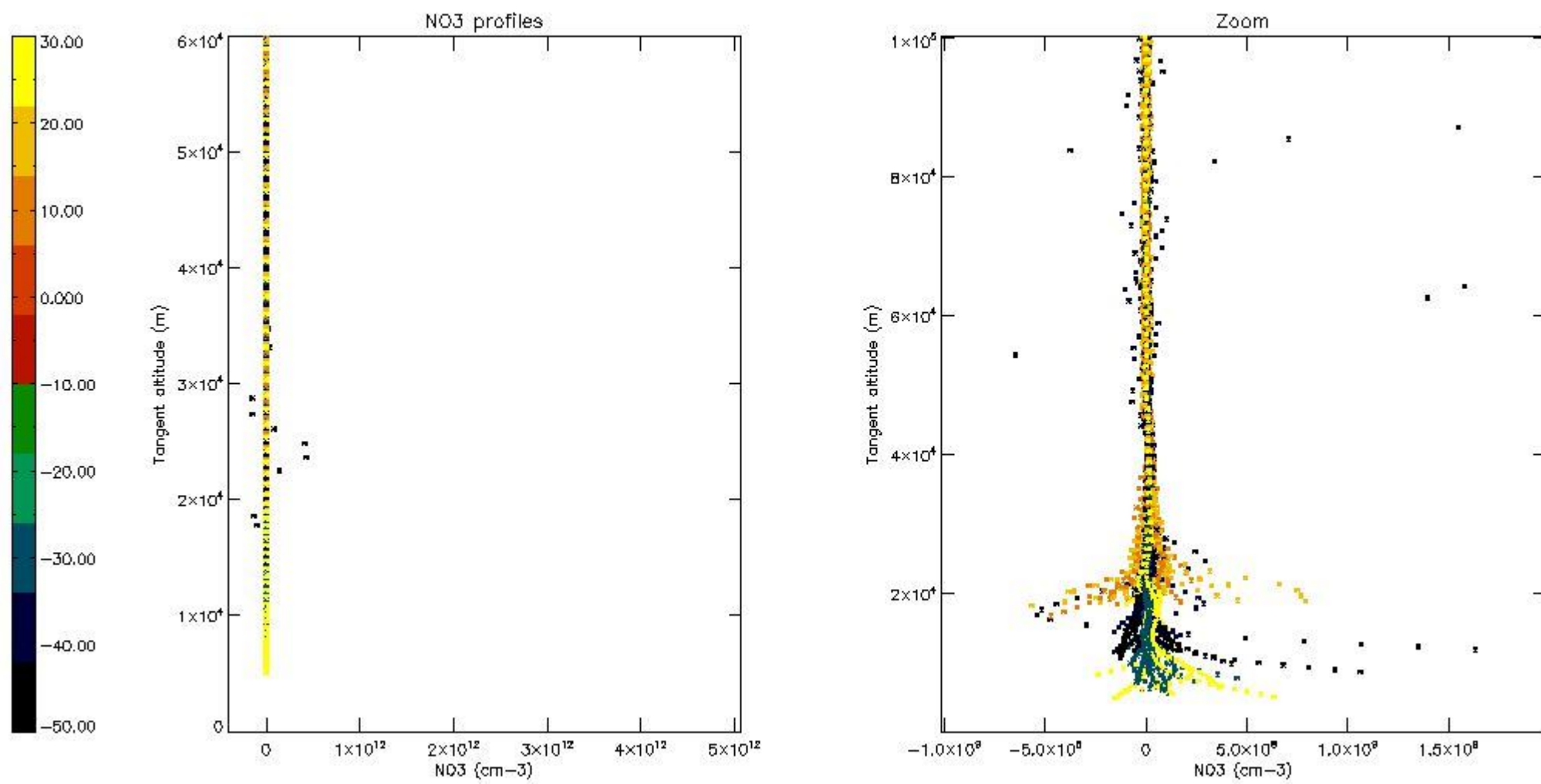
5.6 Plot NO₂ profiles for all STD (dark without errors)

The colorbar represents the latitude.



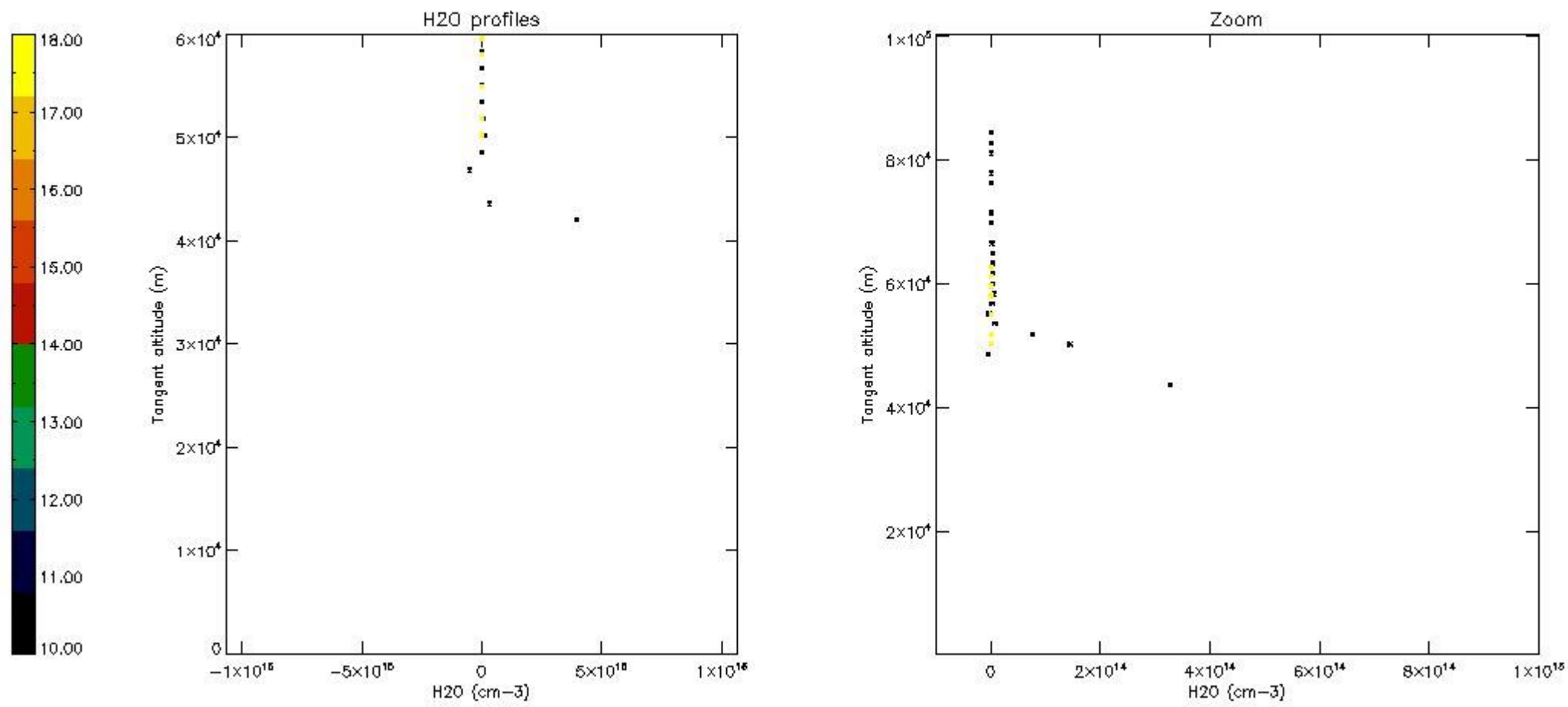
5.7 Plot NO3 profiles for all STD (dark without errors)

The colorbar represents the latitude.



5.8 Plot H2O profiles for all STD (only for occultations of stars 1,2,3,4,13,14,16,26,63 dark without errors)

The colorbar represents the latitude.



6. Auxiliary Data Files used for the production reported in section 2

The number reported in the third column indicates since which file (see list in section 2) the corresponding auxiliary file has been used. The fourth column is the date of those product files.

Type	Auxiliary Filename	Used since product	Used since product date
INST_PHYS_CHARACTERISTICS	GOM_INS_AXVIEC20091111_143220_20030716_120000_20500101_000000	1	21-SEP-2006 00:00:34
LEVEL-2_PROC_CONFIG	GOM_PR2_AXVIEC20091111_152718_20020301_000000_20500101_000000	1	21-SEP-2006 00:00:34
CROSS_SECTIONS_FILE	GOM_CRS_AXVIEC20091111_154832_20020301_000000_20500101_000000	1	21-SEP-2006 00:00:34

GOMOS Level 2 Daily Report

SUMMARY

[1. General Info](#)

[2. Summary of processed GOM_NL_2P products](#)

[3. Level 2 Quality information per product](#)

[3.1 Plot of level 2 quality information per product \(time dependant\)](#)

[3.2 Plot of level 2 quality information per product \(world map\)](#)

[4. Level 1 Quality information per product \(stored on level 2 products\)](#)

[4.1 Plot of level 1 quality information per product \(time dependant\)](#)

[4.1.1 Plot of level 1 quality information per product \(time dependant\): ASCENDING](#)

[4.1.2 Plot of level 1 quality information per product \(time dependant\): DESCENDING](#)

[4.2 Plot of level 1 quality information per product \(world map\)](#)

[4.2.1 Plot of level 1 quality information per product \(world map\): ASCENDING](#)

[4.2.2 Plot of level 1 quality information per product \(world map\): DESCENDING](#)

[5. Ozone profiles based on quality statistics and other trace gas profiles](#)

[5.1 Ozone statistics based on quality of products](#)

[5.2 Plot ozone profiles for all STD \(dark without errors\)](#)

[5.3 Plot ozone profiles where STD < 20% \(dark without errors\)](#)

[5.4. Plot ozone profiles where STD < 10% \(dark without errors\)](#)

[5.5. Plot ozone profiles where STD < 5% \(dark without errors\)](#)

[5.6 Plot NO2 profiles for all STD \(dark without errors\)](#)

[5.7 Plot NO3 profiles for all STD \(dark without errors\)](#)

[5.8 Plot H2O profiles \(only for occultations of stars 1,2,3,4,13,14,16,26,63 dark without errors\) for all STD](#)

[6. Auxiliary Data Files used for the production reported in section 2](#)

This report presents the daily analysis on parameters extracted from GOMOS level 2 data (GOM_NL__2P). It is intended to monitor some important parameters that will impact the quality of these products. A list of level 2 products (and content) that have arrived during the reporting day to the PCF is also given.

Item	Value
Time of report generation	24APR2013 04:20:30
Data source version	GOMOS/6.01
Start time of products	21-09-2006 (21SEP2006 00:00:00)
Stop time of products	22-09-2006 (22SEP2006 00:00:00)
Store outputs in DB	Yes
Nb of level 2 prods	238
Nb of prods with errors	0

2. Summary of processed GOM_NL__2P products.

Nr	Filename	UTC Start time	Limb	Duration	Star Id	Star Name	Star Mag	Star Temp	Nb Meas	Orbit	Prod. error
1	GOM_NL__2PRFIN20060921_000034_000000412051_00231_23832_1958.N1	21-SEP-2006 00:00:34	Straylight	40.500	18	24Alp PsA	1.1660	9700.0	81	23832	No
2	GOM_NL__2PRFIN20060921_000914_000000362051_00231_23832_1959.N1	21-SEP-2006 00:09:14	Bright	36.000	162	34Alp Aqr	2.9440	5350.0	72	23832	No
3	GOM_NL__2PRFIN20060921_001217_000000372051_00231_23832_1960.N1	21-SEP-2006 00:12:17	Bright	37.000	61	8Eps Peg	2.1000	3900.0	74	23832	No
4	GOM_NL__2PRFIN20060921_001745_000000362051_00231_23832_1961.N1	21-SEP-2006 00:17:45	Bright	35.500	164	44Eta Peg	2.9480	5400.0	71	23832	No
5	GOM_NL__2PRFIN20060921_002249_000000352051_00231_23832_1962.N1	21-SEP-2006 00:22:49	Bright	35.000	19	50Alp Cyg	1.2460	10500.0	70	23832	No
6	GOM_NL__2PRFIN20060921_002657_000000362051_00231_23832_1963.N1	21-SEP-2006 00:26:57	Bright	35.500	89	5Alp Cep	2.4510	8000.0	71	23832	No
7	GOM_NL__2PRFIN20060921_003430_000000362051_00231_23832_1964.N1	21-SEP-2006 00:34:30	Bright	35.500	49	1Alp UMi	1.9900	6300.0	71	23832	No
8	GOM_NL__2PRFIN20060921_003549_000000342051_00231_23832_1965.N1	21-SEP-2006 00:35:49	Bright	34.000	60	7Bet UMi	2.0810	3950.0	68	23832	No
9	GOM_NL__2PRFIN20060921_004204_000000362051_00231_23832_1966.N1	21-SEP-2006 00:42:04	Bright	35.500	36	50Alp UMa	1.8000	6300.0	71	23832	No
10	GOM_NL__2PRFIN20060921_004331_000000352051_00231_23832_1967.N1	21-SEP-2006 00:43:31	Bright	34.500	82	48Bet UMa	2.3650	10600.0	69	23832	No
11	GOM_NL__2PRFIN20060921_011217_000000452051_00231_23832_1968.N1	21-SEP-2006 01:12:17	Dark	44.500	65	Lam Vel	2.2040	4400.0	89	23832	No
12	GOM_NL__2PRFIN20060921_011426_000000382051_00231_23832_1969.N1	21-SEP-2006 01:14:26	Dark	37.500	34	Gam2Vel	1.7930	23000.0	75	23832	No
13	GOM_NL__2PRFIN20060921_011708_000000402051_00231_23832_1970.N1	21-SEP-2006 01:17:08	Dark	40.000	41	Eps Car	1.8600	4100.0	80	23832	No
14	GOM_NL__2PRFIN20060921_012739_000000382051_00232_23833_1954.N1	21-SEP-2006 01:27:39	Dark	37.500	135	Bet Hyi	2.8200	5800.0	75	23833	No
15	GOM_NL__2PRFIN20060921_012906_000000402051_00232_23833_1955.N1	21-SEP-2006 01:29:06	Dark	39.500	143	Alp Hyi	2.8570	7200.0	79	23833	No
16	GOM_NL__2PRFIN20060921_013033_000000442051_00232_23833_1956.N1	21-SEP-2006 01:30:33	Dark	43.500	9	Alp Eri	0.45300	24000.0	87	23833	No
17	GOM_NL__2PRFIN20060921_013635_000000432051_00232_23833_1957.N1	21-SEP-2006 01:36:35	Straylight	43.000	63	Bet Gru	2.1500	2800.0	86	23833	No
18	GOM_NL__2PRFIN20060921_014110_000000422051_00232_23833_1958.N1	21-SEP-2006 01:41:10	Straylight	42.000	18	24Alp PsA	1.1660	9700.0	84	23833	No
19	GOM_NL__2PRFIN20060921_014950_000000372051_00232_23833_1959.N1	21-SEP-2006 01:49:50	Bright	37.000	162	34Alp Aqr	2.9440	5350.0	74	23833	No
20	GOM_NL__2PRFIN20060921_015253_000000382051_00232_23833_1960.N1	21-SEP-2006 01:52:53	Bright	38.000	61	8Eps Peg	2.1000	3900.0	76	23833	No
21	GOM_NL__2PRFIN20060921_015821_000000352051_00232_23833_1961.N1	21-SEP-2006 01:58:21	Bright	35.000	164	44Eta Peg	2.9480	5400.0	70	23833	No
22	GOM_NL__2PRFIN20060921_020325_000000382051_00232_23833_1962.N1	21-SEP-2006 02:03:25	Bright	38.000	19	50Alp Cyg	1.2460	10500.0	76	23833	No
23	GOM_NL__2PRFIN20060921_020733_000000342051_00232_23833_1963.N1	21-SEP-2006 02:07:33	Bright	34.000	89	5Alp Cep	2.4510	8000.0	68	23833	No
24	GOM_NL__2PRFIN20060921_021506_000000332051_00232_23833_1964.N1	21-SEP-2006 02:15:06	Bright	33.000	49	1Alp UMi	1.9900	6300.0	66	23833	No
25	GOM_NL__2PRFIN20060921_021625_000000362051_00232_23833_1965.N1	21-SEP-2006 02:16:25	Bright	36.000	60	7Bet UMi	2.0810	3950.0	72	23833	No
26	GOM_NL__2PRFIN20060921_022240_000000362051_00232_23833_1966.N1	21-SEP-2006 02:22:40	Bright	36.000	36	50Alp UMa	1.8000	6300.0	72	23833	No
27	GOM_NL__2PRFIN20060921_022408_000000352051_00232_23833_1967.N1	21-SEP-2006 02:24:08	Bright	35.000	82	48Bet UMa	2.3650	10600.0	70	23833	No
28	GOM_NL__2PRFIN20060921_025253_000000432051_00232_23833_1968.N1	21-SEP-2006 02:52:53	Dark	43.000	65	Lam Vel	2.2040	4400.0	86	23833	No
29	GOM_NL__2PRFIN20060921_025502_000000412051_00232_23833_1969.N1	21-SEP-2006 02:55:02	Dark	40.500	34	Gam2Vel	1.7930	23000.0	81	23833	No
30	GOM_NL__2PRFIN20060921_025745_000000492051_00232_23833_1970.N1	21-SEP-2006 02:57:45	Dark	49.000	41	Eps Car	1.8600	4100.0	98	23833	No
31	GOM_NL__2PRFIN20060921_030815_000000362051_00233_23834_1954.N1	21-SEP-2006 03:08:15	Dark	36.000	135	Bet Hyi	2.8200	5800.0	72	23834	No
32	GOM_NL__2PRFIN20060921_030943_000000402051_00233_23834_1955.N1	21-SEP-2006 03:09:43	Dark	40.000	143	Alp Hyi	2.8570	7200.0	80	23834	No
33	GOM_NL__2PRFIN20060921_031109_000000492051_00233_23834_1956.N1	21-SEP-2006 03:11:09	Dark	49.000	9	Alp Eri	0.45300	24000.0	98	23834	No
34	GOM_NL__2PRFIN20060921_031711_000000502051_00233_23834_1957.N1	21-SEP-2006 03:17:11	Straylight	50.000	63	Bet Gru	2.1500	2800.0	100	23834	No
35	GOM_NL__2PRFIN20060921_032146_000000472051_00233_23834_1958.N1	21-SEP-2006 03:21:46	Straylight	47.000	18	24Alp PsA	1.1660	9700.0	94	23834	No
36	GOM_NL__2PRFIN20060921_033026_000000372051_00233_23834_1959.N1	21-SEP-2006 03:30:26	Bright	37.000	162	34Alp Aqr	2.9440	5350.0	74	23834	No
37	GOM_NL__2PRFIN20060921_033329_000000372051_00233_23834_1960.N1	21-SEP-2006 03:33:29	Bright	36.500	61	8Eps Peg	2.1000	3900.0	73	23834	No
38	GOM_NL__2PRFIN20060921_033857_000000372051_00233_23834_1961.N1	21-SEP-2006 03:38:57	Bright	37.000	164	44Eta Peg	2.9480	5400.0	74	23834	No
39	GOM_NL__2PRFIN20060921_034401_000000382051_00233_23834_1962.N1	21-SEP-2006 03:44:01	Bright	38.000	19	50Alp Cyg	1.2460	10500.0	76	23834	No
40	GOM_NL__2PRFIN20060921_035542_000000362051_00233_23834_1963.N1	21-SEP-2006 03:55:42	Bright	35.500	49	1Alp UMi	1.9900	6300.0	71	23834	No
41	GOM_NL__2PRFIN20060921_035701_000000532051_00233_23834_1964.N1	21-SEP-2006 03:57:01	Bright	52.500	60	7Bet UMi	2.0810	3950.0	105	23834	No
42	GOM_NL__2PRFIN20060921_040316_000000362051_00233_23834_1965.N1	21-SEP-2006 04:03:16	Bright	36.000	36	50Alp UMa	1.8000	6300.0	72	23834	No

43	GOM_NL__2PRFIN20060921_040444_000000352051_00233_23834_1966.N1	21-SEP-2006 04:04:44	Bright	35.000	82	48Bet UMa	2.3650	10600.	70	23834	No
44	GOM_NL__2PRFIN20060921_043329_000000462051_00233_23834_1967.N1	21-SEP-2006 04:33:29	Dark	46.000	65	Lam Vel	2.2040	4400.0	92	23834	No
45	GOM_NL__2PRFIN20060921_043539_000000422051_00233_23834_1968.N1	21-SEP-2006 04:35:39	Dark	42.000	34	Gam2Vel	1.7930	23000.	84	23834	No
46	GOM_NL__2PRFIN20060921_043821_000000492051_00233_23834_1969.N1	21-SEP-2006 04:38:21	Dark	48.500	41	Eps Car	1.8600	4100.0	97	23834	No
47	GOM_NL__2PRFIN20060921_044851_000000372051_00234_23835_1954.N1	21-SEP-2006 04:48:51	Dark	37.000	135	Bet Hyi	2.8200	5800.0	74	23835	No
48	GOM_NL__2PRFIN20060921_045019_000000392051_00234_23835_1955.N1	21-SEP-2006 04:50:19	Dark	38.500	143	Alp Hyi	2.8570	7200.0	77	23835	No
49	GOM_NL__2PRFIN20060921_045146_000000412051_00234_23835_1956.N1	21-SEP-2006 04:51:46	Dark	41.000	9	Alp Eri	0.45300	24000.	82	23835	No
50	GOM_NL__2PRFIN20060921_045748_000000412051_00234_23835_1957.N1	21-SEP-2006 04:57:48	Straylight	41.000	63	Bet Gru	2.1500	2800.0	82	23835	No
51	GOM_NL__2PRFIN20060921_050222_000000432051_00234_23835_1958.N1	21-SEP-2006 05:02:22	Straylight	42.500	18	24Alp PsA	1.1660	9700.0	85	23835	No
52	GOM_NL__2PRFIN20060921_051102_000000382051_00234_23835_1959.N1	21-SEP-2006 05:11:02	Bright	37.500	162	34Alp Aqr	2.9440	5350.0	75	23835	No
53	GOM_NL__2PRFIN20060921_051405_000000392051_00234_23835_1960.N1	21-SEP-2006 05:14:05	Bright	38.500	61	8Eps Peg	2.1000	3900.0	77	23835	No
54	GOM_NL__2PRFIN20060921_051933_000000372051_00234_23835_1961.N1	21-SEP-2006 05:19:33	Bright	37.000	164	44Eta Peg	2.9480	5400.0	74	23835	No
55	GOM_NL__2PRFIN20060921_052437_000000362051_00234_23835_1962.N1	21-SEP-2006 05:24:37	Bright	35.500	19	50Alp Cyg	1.2460	10500.	71	23835	No
56	GOM_NL__2PRFIN20060921_052845_000000352051_00234_23835_1963.N1	21-SEP-2006 05:28:45	Bright	35.000	89	5Alp Cep	2.4510	8000.0	70	23835	No
57	GOM_NL__2PRFIN20060921_053618_000000372051_00234_23835_1964.N1	21-SEP-2006 05:36:18	Bright	36.500	49	1Alp UMi	1.9900	6300.0	73	23835	No
58	GOM_NL__2PRFIN20060921_053738_000000532051_00234_23835_1965.N1	21-SEP-2006 05:37:38	Bright	52.500	60	7Bet UMi	2.0810	3950.0	105	23835	No
59	GOM_NL__2PRFIN20060921_054352_000000372051_00234_23835_1966.N1	21-SEP-2006 05:43:52	Bright	36.500	36	50Alp UMa	1.8000	6300.0	73	23835	No
60	GOM_NL__2PRFIN20060921_054520_000000362051_00234_23835_1967.N1	21-SEP-2006 05:45:20	Bright	36.000	82	48Bet UMa	2.3650	10600.	72	23835	No
61	GOM_NL__2PRFIN20060921_061405_000000432051_00234_23835_1968.N1	21-SEP-2006 06:14:05	Dark	42.500	65	Lam Vel	2.2040	4400.0	85	23835	No
62	GOM_NL__2PRFIN20060921_061615_000000412051_00234_23835_1969.N1	21-SEP-2006 06:16:15	Dark	40.500	34	Gam2Vel	1.7930	23000.	81	23835	No
63	GOM_NL__2PRFIN20060921_061857_000000432051_00234_23835_1970.N1	21-SEP-2006 06:18:57	Dark	42.500	41	Eps Car	1.8600	4100.0	85	23835	No
64	GOM_NL__2PRFIN20060921_062927_000000382051_00235_23836_1954.N1	21-SEP-2006 06:29:27	Dark	37.500	135	Bet Hyi	2.8200	5800.0	75	23836	No
65	GOM_NL__2PRFIN20060921_063056_000000382051_00235_23836_1955.N1	21-SEP-2006 06:30:56	Dark	38.000	143	Alp Hyi	2.8570	7200.0	76	23836	No
66	GOM_NL__2PRFIN20060921_063222_000000532051_00235_23836_1956.N1	21-SEP-2006 06:32:22	Dark	52.500	9	Alp Eri	0.45300	24000.	105	23836	No
67	GOM_NL__2PRFIN20060921_063824_000000502051_00235_23836_1957.N1	21-SEP-2006 06:38:24	Straylight	50.000	63	Bet Gru	2.1500	2800.0	100	23836	No
68	GOM_NL__2PRFIN20060921_064259_000000452051_00235_23836_1958.N1	21-SEP-2006 06:42:59	Straylight	44.500	18	24Alp PsA	1.1660	9700.0	89	23836	No
69	GOM_NL__2PRFIN20060921_065139_000000382051_00235_23836_1959.N1	21-SEP-2006 06:51:39	Bright	37.500	162	34Alp Aqr	2.9440	5350.0	75	23836	No
70	GOM_NL__2PRFIN20060921_065441_000000382051_00235_23836_1960.N1	21-SEP-2006 06:54:41	Bright	38.000	61	8Eps Peg	2.1000	3900.0	76	23836	No
71	GOM_NL__2PRFIN20060921_070009_000000372051_00235_23836_1961.N1	21-SEP-2006 07:00:09	Bright	36.500	164	44Eta Peg	2.9480	5400.0	73	23836	No
72	GOM_NL__2PRFIN20060921_070514_000000362051_00235_23836_1962.N1	21-SEP-2006 07:05:14	Bright	36.000	19	50Alp Cyg	1.2460	10500.	72	23836	No
73	GOM_NL__2PRFIN20060921_070921_000000362051_00235_23836_1963.N1	21-SEP-2006 07:09:21	Bright	35.500	89	5Alp Cep	2.4510	8000.0	71	23836	No
74	GOM_NL__2PRFIN20060921_071654_000000362051_00235_23836_1964.N1	21-SEP-2006 07:16:54	Bright	35.500	49	1Alp UMi	1.9900	6300.0	71	23836	No
75	GOM_NL__2PRFIN20060921_071814_000000362051_00235_23836_1965.N1	21-SEP-2006 07:18:14	Bright	35.500	60	7Bet UMi	2.0810	3950.0	71	23836	No
76	GOM_NL__2PRFIN20060921_072428_000000452051_00235_23836_1966.N1	21-SEP-2006 07:24:28	Bright	45.000	36	50Alp UMa	1.8000	6300.0	90	23836	No
77	GOM_NL__2PRFIN20060921_072556_000000362051_00235_23836_1967.N1	21-SEP-2006 07:25:56	Bright	35.500	82	48Bet UMa	2.3650	10600.	71	23836	No
78	GOM_NL__2PRFIN20060921_075441_000000442051_00235_23836_1968.N1	21-SEP-2006 07:54:41	Dark	44.000	65	Lam Vel	2.2040	4400.0	88	23836	No
79	GOM_NL__2PRFIN20060921_075651_000000422051_00235_23836_1969.N1	21-SEP-2006 07:56:51	Dark	41.500	34	Gam2Vel	1.7930	23000.	83	23836	No
80	GOM_NL__2PRFIN20060921_075933_000000402051_00235_23836_1970.N1	21-SEP-2006 07:59:33	Dark	39.500	41	Eps Car	1.8600	4100.0	79	23836	No
81	GOM_NL__2PRFIN20060921_081003_000000372051_00236_23837_1954.N1	21-SEP-2006 08:10:03	Dark	36.500	135	Bet Hyi	2.8200	5800.0	73	23837	No
82	GOM_NL__2PRFIN20060921_081132_000000392051_00236_23837_1955.N1	21-SEP-2006 08:11:32	Dark	39.000	143	Alp Hyi	2.8570	7200.0	78	23837	No
83	GOM_NL__2PRFIN20060921_081259_000000402051_00236_23837_1956.N1	21-SEP-2006 08:12:59	Dark	39.500	9	Alp Eri	0.45300	24000.	79	23837	No
84	GOM_NL__2PRFIN20060921_081900_000000422051_00236_23837_1957.N1	21-SEP-2006 08:19:00	Straylight	41.500	63	Bet Gru	2.1500	2800.0	83	23837	No
85	GOM_NL__2PRFIN20060921_082335_000000442051_00236_23837_1958.N1	21-SEP-2006 08:23:35	Straylight	44.000	18	24Alp PsA	1.1660	9700.0	88	23837	No
86	GOM_NL__2PRFIN20060921_083215_000000372051_00236_23837_1959.N1	21-SEP-2006 08:32:15	Bright	36.500	162	34Alp Aqr	2.9440	5350.0	73	23837	No
87	GOM_NL__2PRFIN20060921_083517_000000372051_00236_23837_1960.N1	21-SEP-2006 08:35:17	Bright	37.000	61	8Eps Peg	2.1000	3900.0	74	23837	No
88	GOM_NL__2PRFIN20060921_084044_000000372051_00236_23837_1961.N1	21-SEP-2006 08:40:44	Bright	37.000	164	44Eta Peg	2.9480	5400.0	74	23837	No
89	GOM_NL__2PRFIN20060921_084550_000000352051_00236_23837_1962.N1	21-SEP-2006 08:45:50	Bright	34.500	19	50Alp Cyg	1.2460	10500.	69	23837	No
90	GOM_NL__2PRFIN20060921_084957_000000352051_00236_23837_1963.N1	21-SEP-2006 08:49:57	Bright	35.000	89	5Alp Cep	2.4510	8000.0	70	23837	No
91	GOM_NL__2PRFIN20060921_085730_000000352051_00236_23837_1964.N1	21-SEP-2006 08:57:30	Bright	34.500	49	1Alp UMi	1.9900	6300.0	69	23837	No
92	GOM_NL__2PRFIN20060921_085850_000000372051_00236_23837_1965.N1	21-SEP-2006 08:58:50	Bright	37.000	60	7Bet UMi	2.0810	3950.0	74	23837	No
93	GOM_NL__2PRFIN20060921_090505_000000372051_00236_23837_1966.N1	21-SEP-2006 09:05:05	Bright	37.000	36	50Alp UMa	1.8000	6300.0	74	23837	No
94	GOM_NL__2PRFIN20060921_090632_000000362051_00236_23837_1967.N1	21-SEP-2006 09:06:32	Bright	36.000	82	48Bet UMa	2.3650	10600.	72	23837	No
95	GOM_NL__2PRFIN20060921_093518_000000422051_00236_23837_1968.N1	21-SEP-2006 09:35:18	Dark	41.500	65	Lam Vel	2.2040	4400.0	83	23837	No
96	GOM_NL__2PRFIN20060921_093728_000000392051_00236_23837_1969.N1	21-SEP-2006 09:37:28	Dark	38.500	34	Gam2Vel	1.7930	23000.	77	23837	No
97	GOM_NL__2PRFIN20060921_094010_000000452051_00236_23837_1970.N1	21-SEP-2006 09:40:10	Dark	44.500	41	Eps Car	1.8600	4100.0	89	23837	No
98	GOM_NL__2PRFIN20060921_095039_000000362051_00237_23838_1954.N1	21-SEP-2006 09:50:39	Dark	35.500	135	Bet Hyi	2.8200	5800.0	71	23838	No
99	GOM_NL__2PRFIN20060921_095208_000000392051_00237_23838_1955.N1	21-SEP-2006 09:52:08	Dark	38.500	143	Alp Hyi	2.8570	7200.0	77	23838	No
100	GOM_NL__2PRFIN20060921_095335_000000432051_00237_23838_1956.N1	21-SEP-2006 09:53:35	Dark	43.000	9	Alp Eri	0.45300	24000.	86	23838	No
101	GOM_NL__2PRFIN20060921_095936_000000462051_00237_23838_1957.N1	21-SEP-2006 09:59:36	Straylight	46.000	63	Bet Gru	2.1500	2800.0	92	23838	No

102	GOM_NL__2PRFIN20060921_100411_000000442051_00237_23838_1958.N1	21-SEP-2006 10:04:11	Straylight	43.500	18	24Alp PsA	1.1660	9700.0	87	23838	No
103	GOM_NL__2PRFIN20060921_101251_000000362051_00237_23838_1959.N1	21-SEP-2006 10:12:51	Bright	36.000	162	34Alp Aqr	2.9440	5350.0	72	23838	No
104	GOM_NL__2PRFIN20060921_101553_000000382051_00237_23838_1960.N1	21-SEP-2006 10:15:53	Bright	38.000	61	8Eps Peg	2.1000	3900.0	76	23838	No
105	GOM_NL__2PRFIN20060921_102120_000000352051_00237_23838_1961.N1	21-SEP-2006 10:21:20	Bright	35.000	164	44Eta Peg	2.9480	5400.0	70	23838	No
106	GOM_NL__2PRFIN20060921_102626_000000392051_00237_23838_1962.N1	21-SEP-2006 10:26:26	Bright	38.500	19	50Alp Cyg	1.2460	10500.	77	23838	No
107	GOM_NL__2PRFIN20060921_103033_000000342051_00237_23838_1963.N1	21-SEP-2006 10:30:33	Bright	34.000	89	5Alp Cep	2.4510	8000.0	68	23838	No
108	GOM_NL__2PRFIN20060921_103806_000000372051_00237_23838_1964.N1	21-SEP-2006 10:38:06	Bright	36.500	49	1Alp UMi	1.9900	6300.0	73	23838	No
109	GOM_NL__2PRFIN20060921_103926_000000532051_00237_23838_1965.N1	21-SEP-2006 10:39:26	Bright	53.000	60	7Bet UMi	2.0810	3950.0	106	23838	No
110	GOM_NL__2PRFIN20060921_104541_000000512051_00237_23838_1966.N1	21-SEP-2006 10:45:41	Bright	51.000	36	50Alp UMa	1.8000	6300.0	102	23838	No
111	GOM_NL__2PRFIN20060921_104708_000000352051_00237_23838_1967.N1	21-SEP-2006 10:47:08	Bright	35.000	82	48Bet UMa	2.3650	10600.	70	23838	No
112	GOM_NL__2PRFIN20060921_111554_000000432051_00237_23838_1968.N1	21-SEP-2006 11:15:54	Dark	43.000	65	Lam Vel	2.2040	4400.0	86	23838	No
113	GOM_NL__2PRFIN20060921_111804_000000412051_00237_23838_1969.N1	21-SEP-2006 11:18:04	Dark	40.500	34	Gam2Vel	1.7930	23000.	81	23838	No
114	GOM_NL__2PRFIN20060921_112046_000000422051_00237_23838_1970.N1	21-SEP-2006 11:20:46	Dark	42.000	41	Eps Car	1.8600	4100.0	84	23838	No
115	GOM_NL__2PRFIN20060921_113115_000000362051_00238_23839_1954.N1	21-SEP-2006 11:31:15	Dark	36.000	135	Bet Hyi	2.8200	5800.0	72	23839	No
116	GOM_NL__2PRFIN20060921_113245_000000402051_00238_23839_1955.N1	21-SEP-2006 11:32:45	Dark	39.500	143	Alp Hyi	2.8570	7200.0	79	23839	No
117	GOM_NL__2PRFIN20060921_113412_000000542051_00238_23839_1956.N1	21-SEP-2006 11:34:12	Dark	53.500	9	Alp Eri	0.45300	24000.	107	23839	No
118	GOM_NL__2PRFIN20060921_114012_000000442051_00238_23839_1957.N1	21-SEP-2006 11:40:12	Straylight	44.000	63	Bet Gru	2.1500	2800.0	88	23839	No
119	GOM_NL__2PRFIN20060921_114447_000000392051_00238_23839_1958.N1	21-SEP-2006 11:44:47	Straylight	39.000	18	24Alp PsA	1.1660	9700.0	78	23839	No
120	GOM_NL__2PRFIN20060921_115327_000000372051_00238_23839_1959.N1	21-SEP-2006 11:53:27	Bright	36.500	162	34Alp Aqr	2.9440	5350.0	73	23839	No
121	GOM_NL__2PRFIN20060921_115629_000000382051_00238_23839_1960.N1	21-SEP-2006 11:56:29	Bright	38.000	61	8Eps Peg	2.1000	3900.0	76	23839	No
122	GOM_NL__2PRFIN20060921_120156_000000382051_00238_23839_1961.N1	21-SEP-2006 12:01:56	Bright	37.500	164	44Eta Peg	2.9480	5400.0	75	23839	No
123	GOM_NL__2PRFIN20060921_120702_000000382051_00238_23839_1962.N1	21-SEP-2006 12:07:02	Bright	38.000	19	50Alp Cyg	1.2460	10500.	76	23839	No
124	GOM_NL__2PRFIN20060921_121109_000000522051_00238_23839_1963.N1	21-SEP-2006 12:11:09	Bright	52.000	89	5Alp Cep	2.4510	8000.0	104	23839	No
125	GOM_NL__2PRFIN20060921_121841_000000362051_00238_23839_1964.N1	21-SEP-2006 12:18:41	Bright	36.000	49	1Alp UMi	1.9900	6300.0	72	23839	No
126	GOM_NL__2PRFIN20060921_122002_000000532051_00238_23839_1965.N1	21-SEP-2006 12:20:02	Bright	53.000	60	7Bet UMi	2.0810	3950.0	106	23839	No
127	GOM_NL__2PRFIN20060921_122617_000000342051_00238_23839_1966.N1	21-SEP-2006 12:26:17	Bright	34.000	36	50Alp UMa	1.8000	6300.0	68	23839	No
128	GOM_NL__2PRFIN20060921_122744_000000332051_00238_23839_1967.N1	21-SEP-2006 12:27:44	Bright	33.000	82	48Bet UMa	2.3650	10600.	66	23839	No
129	GOM_NL__2PRFIN20060921_125630_000000432051_00238_23839_1968.N1	21-SEP-2006 12:56:30	Dark	43.000	65	Lam Vel	2.2040	4400.0	86	23839	No
130	GOM_NL__2PRFIN20060921_125840_000000422051_00238_23839_1969.N1	21-SEP-2006 12:58:40	Dark	42.000	34	Gam2Vel	1.7930	23000.	84	23839	No
131	GOM_NL__2PRFIN20060921_130122_000000472051_00238_23839_1970.N1	21-SEP-2006 13:01:22	Dark	46.500	41	Eps Car	1.8600	4100.0	93	23839	No
132	GOM_NL__2PRFIN20060921_131151_000000362051_00239_23840_1954.N1	21-SEP-2006 13:11:51	Dark	35.500	135	Bet Hyi	2.8200	5800.0	71	23840	No
133	GOM_NL__2PRFIN20060921_131321_000000382051_00239_23840_1955.N1	21-SEP-2006 13:13:21	Dark	38.000	143	Alp Hyi	2.8570	7200.0	76	23840	No
134	GOM_NL__2PRFIN20060921_131448_000000512051_00239_23840_1956.N1	21-SEP-2006 13:14:48	Dark	51.000	9	Alp Eri	0.45300	24000.	102	23840	No
135	GOM_NL__2PRFIN20060921_132048_000000482051_00239_23840_1957.N1	21-SEP-2006 13:20:48	Straylight	47.500	63	Bet Gru	2.1500	2800.0	95	23840	No
136	GOM_NL__2PRFIN20060921_132523_000000432051_00239_23840_1958.N1	21-SEP-2006 13:25:23	Straylight	42.500	18	24Alp PsA	1.1660	9700.0	85	23840	No
137	GOM_NL__2PRFIN20060921_133403_000000362051_00239_23840_1959.N1	21-SEP-2006 13:34:03	Bright	36.000	162	34Alp Aqr	2.9440	5350.0	72	23840	No
138	GOM_NL__2PRFIN20060921_133706_000000372051_00239_23840_1960.N1	21-SEP-2006 13:37:06	Bright	37.000	61	8Eps Peg	2.1000	3900.0	74	23840	No
139	GOM_NL__2PRFIN20060921_134232_000000342051_00239_23840_1961.N1	21-SEP-2006 13:42:32	Bright	34.000	164	44Eta Peg	2.9480	5400.0	68	23840	No
140	GOM_NL__2PRFIN20060921_134739_000000252051_00239_23840_1962.N1	21-SEP-2006 13:47:39	Tw_i_and_stray	25.000	19	50Alp Cyg	1.2460	10500.	50	23840	No
141	GOM_NL__2PRFIN20060921_135145_000000352051_00239_23840_1963.N1	21-SEP-2006 13:51:45	Bright	35.000	89	5Alp Cep	2.4510	8000.0	70	23840	No
142	GOM_NL__2PRFIN20060921_135917_000000362051_00239_23840_1964.N1	21-SEP-2006 13:59:17	Bright	35.500	49	1Alp UMi	1.9900	6300.0	71	23840	No
143	GOM_NL__2PRFIN20060921_140039_000000332051_00239_23840_1965.N1	21-SEP-2006 14:00:39	Bright	32.500	60	7Bet UMi	2.0810	3950.0	65	23840	No
144	GOM_NL__2PRFIN20060921_140653_000000372051_00239_23840_1966.N1	21-SEP-2006 14:06:53	Bright	36.500	36	50Alp UMa	1.8000	6300.0	73	23840	No
145	GOM_NL__2PRFIN20060921_140821_000000352051_00239_23840_1967.N1	21-SEP-2006 14:08:21	Bright	34.500	82	48Bet UMa	2.3650	10600.	69	23840	No
146	GOM_NL__2PRFIN20060921_143706_000000442051_00239_23840_1968.N1	21-SEP-2006 14:37:06	Dark	44.000	65	Lam Vel	2.2040	4400.0	88	23840	No
147	GOM_NL__2PRFIN20060921_143917_000000372051_00239_23840_1969.N1	21-SEP-2006 14:39:17	Dark	36.500	34	Gam2Vel	1.7930	23000.	73	23840	No
148	GOM_NL__2PRFIN20060921_144158_000000472051_00239_23840_1970.N1	21-SEP-2006 14:41:58	Dark	47.000	41	Eps Car	1.8600	4100.0	94	23840	No
149	GOM_NL__2PRFIN20060921_145227_000000392051_00240_23841_1954.N1	21-SEP-2006 14:52:27	Dark	39.000	135	Bet Hyi	2.8200	5800.0	78	23841	No
150	GOM_NL__2PRFIN20060921_145357_000000392051_00240_23841_1955.N1	21-SEP-2006 14:53:57	Dark	39.000	143	Alp Hyi	2.8570	7200.0	78	23841	No
151	GOM_NL__2PRFIN20060921_145524_000000482051_00240_23841_1956.N1	21-SEP-2006 14:55:24	Dark	47.500	9	Alp Eri	0.45300	24000.	95	23841	No
152	GOM_NL__2PRFIN20060921_150124_000000442051_00240_23841_1957.N1	21-SEP-2006 15:01:24	Straylight	44.000	63	Bet Gru	2.1500	2800.0	88	23841	No
153	GOM_NL__2PRFIN20060921_150559_000000432051_00240_23841_1958.N1	21-SEP-2006 15:05:59	Straylight	42.500	18	24Alp PsA	1.1660	9700.0	85	23841	No
154	GOM_NL__2PRFIN20060921_151439_000000362051_00240_23841_1959.N1	21-SEP-2006 15:14:39	Bright	36.000	162	34Alp Aqr	2.9440	5350.0	72	23841	No
155	GOM_NL__2PRFIN20060921_151742_000000372051_00240_23841_1960.N1	21-SEP-2006 15:17:42	Bright	36.500	61	8Eps Peg	2.1000	3900.0	73	23841	No
156	GOM_NL__2PRFIN20060921_152308_000000372051_00240_23841_1961.N1	21-SEP-2006 15:23:08	Bright	37.000	164	44Eta Peg	2.9480	5400.0	74	23841	No
157	GOM_NL__2PRFIN20060921_152815_000000252051_00240_23841_1962.N1	21-SEP-2006 15:28:15	Tw_i_and_stray	25.000	19	50Alp Cyg	1.2460	10500.	50	23841	No
158	GOM_NL__2PRFIN20060921_153221_000000522051_00240_23841_1963.N1	21-SEP-2006 15:32:21	Bright	52.000	89	5Alp Cep	2.4510	8000.0	104	23841	No
159	GOM_NL__2PRFIN20060921_153953_000000362051_00240_23841_1964.N1	21-SEP-2006 15:39:53	Bright	35.500	49	1Alp UMi	1.9900	6300.0	71	23841	No
160	GOM_NL__2PRFIN20060921_154115_000000362051_00240_23841_1965.N1	21-SEP-2006 15:41:15	Bright	36.000	60	7Bet UMi	2.0810	3950.0	72	23841	No

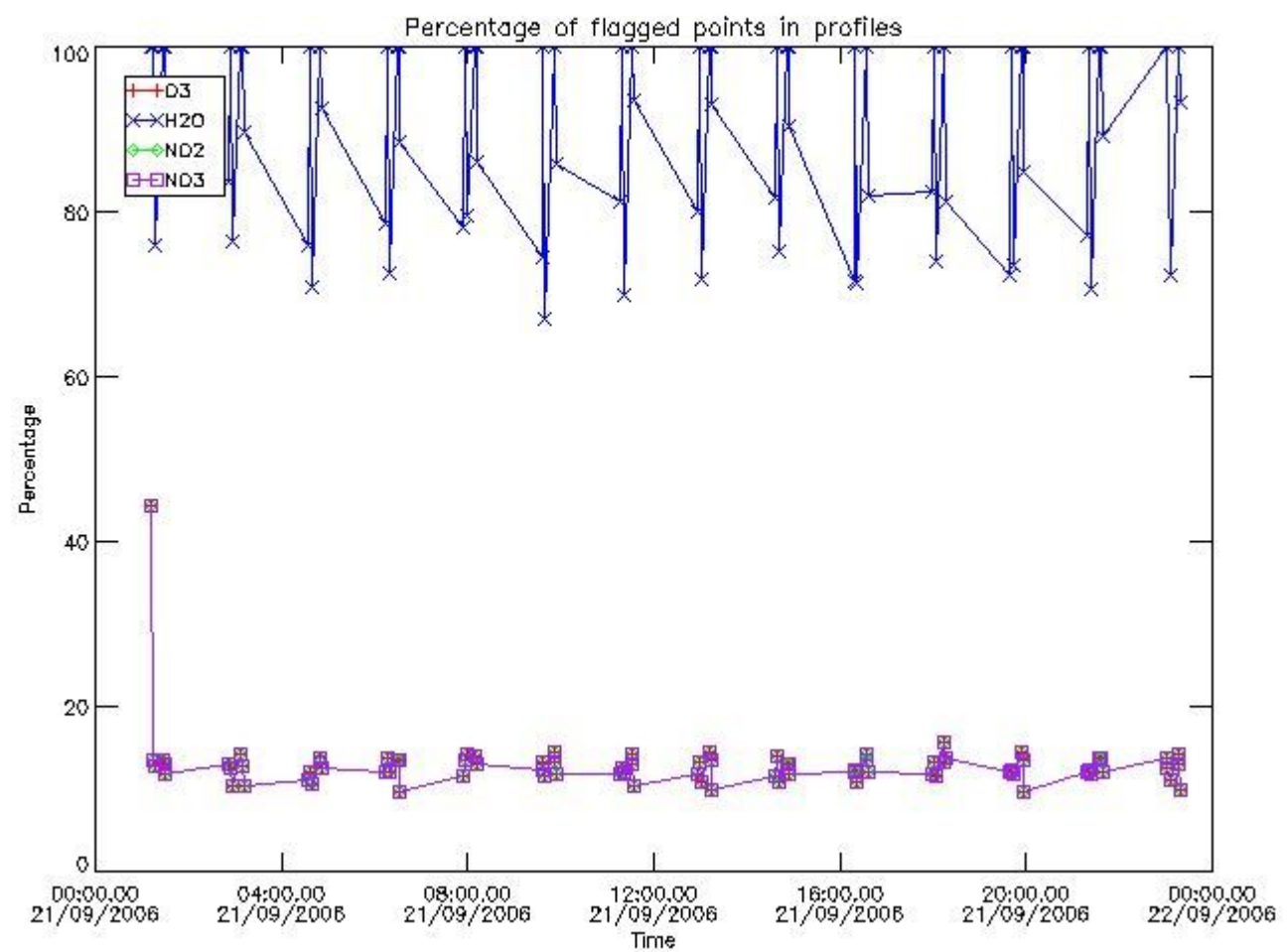
161	GOM_NL__2PRFIN20060921_154729_000000372051_00240_23841_1966.N1	21-SEP-2006 15:47:29	Bright	37.000	36	50Alp UMa	1.8000	6300.0	74	23841	No
162	GOM_NL__2PRFIN20060921_154857_000000352051_00240_23841_1967.N1	21-SEP-2006 15:48:57	Bright	35.000	82	48Bet UMa	2.3650	10600.	70	23841	No
163	GOM_NL__2PRFIN20060921_161742_000000432051_00240_23841_1968.N1	21-SEP-2006 16:17:42	Dark	42.500	65	Lam Vel	2.2040	4400.0	85	23841	No
164	GOM_NL__2PRFIN20060921_161953_000000422051_00240_23841_1969.N1	21-SEP-2006 16:19:53	Dark	41.500	34	Gam2Vel	1.7930	23000.	83	23841	No
165	GOM_NL__2PRFIN20060921_162234_000000482051_00240_23841_1970.N1	21-SEP-2006 16:22:34	Dark	47.500	41	Eps Car	1.8600	4100.0	95	23841	No
166	GOM_NL__2PRFIN20060921_163304_000000362051_00241_23842_1975.N1	21-SEP-2006 16:33:04	Dark	36.000	135	Bet Hyi	2.8200	5800.0	72	23842	No
167	GOM_NL__2PRFIN20060921_163434_000000382051_00241_23842_1976.N1	21-SEP-2006 16:34:34	Dark	38.000	143	Alp Hyi	2.8570	7200.0	76	23842	No
168	GOM_NL__2PRFIN20060921_163601_000000422051_00241_23842_1977.N1	21-SEP-2006 16:36:01	Dark	42.000	9	Alp Eri	0.45300	24000.	84	23842	No
169	GOM_NL__2PRFIN20060921_164200_000000452051_00241_23842_1978.N1	21-SEP-2006 16:42:00	Straylight	44.500	63	Bet Gru	2.1500	2800.0	89	23842	No
170	GOM_NL__2PRFIN20060921_164635_000000472051_00241_23842_1979.N1	21-SEP-2006 16:46:35	Straylight	46.500	18	24Alp PsA	1.1660	9700.0	93	23842	No
171	GOM_NL__2PRFIN20060921_165515_000000372051_00241_23842_1980.N1	21-SEP-2006 16:55:15	Bright	36.500	162	34Alp Aqr	2.9440	5350.0	73	23842	No
172	GOM_NL__2PRFIN20060921_165818_000000382051_00241_23842_1981.N1	21-SEP-2006 16:58:18	Bright	38.000	61	8Eps Peg	2.1000	3900.0	76	23842	No
173	GOM_NL__2PRFIN20060921_170344_000000382051_00241_23842_1982.N1	21-SEP-2006 17:03:44	Bright	37.500	164	44Eta Peg	2.9480	5400.0	75	23842	No
174	GOM_NL__2PRFIN20060921_171257_000000362051_00241_23842_1983.N1	21-SEP-2006 17:12:57	Bright	36.000	89	5Alp Cep	2.4510	8000.0	72	23842	No
175	GOM_NL__2PRFIN20060921_172029_000000372051_00241_23842_1984.N1	21-SEP-2006 17:20:29	Bright	37.000	49	1Alp UMi	1.9900	6300.0	74	23842	No
176	GOM_NL__2PRFIN20060921_172151_000000372051_00241_23842_1985.N1	21-SEP-2006 17:21:51	Bright	37.000	60	7Bet UMi	2.0810	3950.0	74	23842	No
177	GOM_NL__2PRFIN20060921_172805_000000352051_00241_23842_1986.N1	21-SEP-2006 17:28:05	Bright	34.500	36	50Alp UMa	1.8000	6300.0	69	23842	No
178	GOM_NL__2PRFIN20060921_172933_000000522051_00241_23842_1987.N1	21-SEP-2006 17:29:33	Bright	52.000	82	48Bet UMa	2.3650	10600.	104	23842	No
179	GOM_NL__2PRFIN20060921_175819_000000432051_00241_23842_1988.N1	21-SEP-2006 17:58:19	Dark	43.000	65	Lam Vel	2.2040	4400.0	86	23842	No
180	GOM_NL__2PRFIN20060921_180030_000000392051_00241_23842_1989.N1	21-SEP-2006 18:00:30	Dark	38.500	34	Gam2Vel	1.7930	23000.	77	23842	No
181	GOM_NL__2PRFIN20060921_180311_000000492051_00241_23842_1990.N1	21-SEP-2006 18:03:11	Dark	48.500	41	Eps Car	1.8600	4100.0	97	23842	No
182	GOM_NL__2PRFIN20060921_181340_000000362051_00242_23843_1975.N1	21-SEP-2006 18:13:40	Dark	36.000	135	Bet Hyi	2.8200	5800.0	72	23843	No
183	GOM_NL__2PRFIN20060921_181510_000000392051_00242_23843_1976.N1	21-SEP-2006 18:15:10	Dark	38.500	143	Alp Hyi	2.8570	7200.0	77	23843	No
184	GOM_NL__2PRFIN20060921_181637_000000402051_00242_23843_1977.N1	21-SEP-2006 18:16:37	Dark	40.000	9	Alp Eri	0.45300	24000.	80	23843	No
185	GOM_NL__2PRFIN20060921_182237_000000442051_00242_23843_1978.N1	21-SEP-2006 18:22:37	Straylight	44.000	63	Bet Gru	2.1500	2800.0	88	23843	No
186	GOM_NL__2PRFIN20060921_182711_000000412051_00242_23843_1979.N1	21-SEP-2006 18:27:11	Straylight	41.000	18	24Alp PsA	1.1660	9700.0	82	23843	No
187	GOM_NL__2PRFIN20060921_183551_000000382051_00242_23843_1980.N1	21-SEP-2006 18:35:51	Bright	37.500	162	34Alp Aqr	2.9440	5350.0	75	23843	No
188	GOM_NL__2PRFIN20060921_183854_000000382051_00242_23843_1981.N1	21-SEP-2006 18:38:54	Bright	37.500	61	8Eps Peg	2.1000	3900.0	75	23843	No
189	GOM_NL__2PRFIN20060921_184420_000000372051_00242_23843_1982.N1	21-SEP-2006 18:44:20	Bright	37.000	164	44Eta Peg	2.9480	5400.0	74	23843	No
190	GOM_NL__2PRFIN20060921_185334_000000352051_00242_23843_1983.N1	21-SEP-2006 18:53:34	Bright	35.000	89	5Alp Cep	2.4510	8000.0	70	23843	No
191	GOM_NL__2PRFIN20060921_190105_000000362051_00242_23843_1984.N1	21-SEP-2006 19:01:05	Bright	35.500	49	1Alp UMi	1.9900	6300.0	71	23843	No
192	GOM_NL__2PRFIN20060921_190227_000000382051_00242_23843_1985.N1	21-SEP-2006 19:02:27	Bright	37.500	60	7Bet UMi	2.0810	3950.0	75	23843	No
193	GOM_NL__2PRFIN20060921_190841_000000342051_00242_23843_1986.N1	21-SEP-2006 19:08:41	Bright	34.000	36	50Alp UMa	1.8000	6300.0	68	23843	No
194	GOM_NL__2PRFIN20060921_191009_000000342051_00242_23843_1987.N1	21-SEP-2006 19:10:09	Bright	34.000	82	48Bet UMa	2.3650	10600.	68	23843	No
195	GOM_NL__2PRFIN20060921_193855_000000422051_00242_23843_1988.N1	21-SEP-2006 19:38:55	Dark	42.000	65	Lam Vel	2.2040	4400.0	84	23843	No
196	GOM_NL__2PRFIN20060921_194106_000000422051_00242_23843_1989.N1	21-SEP-2006 19:41:06	Dark	41.500	34	Gam2Vel	1.7930	23000.	83	23843	No
197	GOM_NL__2PRFIN20060921_194347_000000482051_00242_23843_1990.N1	21-SEP-2006 19:43:47	Dark	47.500	41	Eps Car	1.8600	4100.0	95	23843	No
198	GOM_NL__2PRFIN20060921_195416_000000352051_00243_23844_1975.N1	21-SEP-2006 19:54:16	Dark	35.000	135	Bet Hyi	2.8200	5800.0	70	23844	No
199	GOM_NL__2PRFIN20060921_195547_000000382051_00243_23844_1976.N1	21-SEP-2006 19:55:47	Dark	38.000	143	Alp Hyi	2.8570	7200.0	76	23844	No
200	GOM_NL__2PRFIN20060921_195714_000000532051_00243_23844_1977.N1	21-SEP-2006 19:57:14	Dark	52.500	9	Alp Eri	0.45300	24000.	105	23844	No
201	GOM_NL__2PRFIN20060921_200313_000000462051_00243_23844_1978.N1	21-SEP-2006 20:03:13	Straylight	46.000	63	Bet Gru	2.1500	2800.0	92	23844	No
202	GOM_NL__2PRFIN20060921_200748_000000472051_00243_23844_1979.N1	21-SEP-2006 20:07:48	Straylight	47.000	18	24Alp PsA	1.1660	9700.0	94	23844	No
203	GOM_NL__2PRFIN20060921_201627_000000362051_00243_23844_1980.N1	21-SEP-2006 20:16:27	Bright	35.500	162	34Alp Aqr	2.9440	5350.0	71	23844	No
204	GOM_NL__2PRFIN20060921_201930_000000382051_00243_23844_1981.N1	21-SEP-2006 20:19:30	Bright	38.000	61	8Eps Peg	2.1000	3900.0	76	23844	No
205	GOM_NL__2PRFIN20060921_202455_000000352051_00243_23844_1982.N1	21-SEP-2006 20:24:55	Bright	35.000	164	44Eta Peg	2.9480	5400.0	70	23844	No
206	GOM_NL__2PRFIN20060921_203410_000000462051_00243_23844_1983.N1	21-SEP-2006 20:34:10	Bright	46.000	89	5Alp Cep	2.4510	8000.0	92	23844	No
207	GOM_NL__2PRFIN20060921_204141_000000352051_00243_23844_1984.N1	21-SEP-2006 20:41:41	Bright	35.000	49	1Alp UMi	1.9900	6300.0	70	23844	No
208	GOM_NL__2PRFIN20060921_204304_000000372051_00243_23844_1985.N1	21-SEP-2006 20:43:04	Bright	36.500	60	7Bet UMi	2.0810	3950.0	73	23844	No
209	GOM_NL__2PRFIN20060921_204917_000000362051_00243_23844_1986.N1	21-SEP-2006 20:49:17	Bright	35.500	36	50Alp UMa	1.8000	6300.0	71	23844	No
210	GOM_NL__2PRFIN20060921_205045_000000382051_00243_23844_1987.N1	21-SEP-2006 20:50:45	Bright	37.500	82	48Bet UMa	2.3650	10600.	75	23844	No
211	GOM_NL__2PRFIN20060921_211931_000000422051_00243_23844_1988.N1	21-SEP-2006 21:19:31	Dark	42.000	65	Lam Vel	2.2040	4400.0	84	23844	No
212	GOM_NL__2PRFIN20060921_212142_000000422051_00243_23844_1989.N1	21-SEP-2006 21:21:42	Dark	41.500	34	Gam2Vel	1.7930	23000.	83	23844	No
213	GOM_NL__2PRFIN20060921_212423_000000432051_00243_23844_1990.N1	21-SEP-2006 21:24:23	Dark	43.000	41	Eps Car	1.8600	4100.0	86	23844	No
214	GOM_NL__2PRFIN20060921_213452_000000372051_00244_23845_1975.N1	21-SEP-2006 21:34:52	Dark	37.000	135	Bet Hyi	2.8200	5800.0	74	23845	No
215	GOM_NL__2PRFIN20060921_213623_000000372051_00244_23845_1976.N1	21-SEP-2006 21:36:23	Dark	37.000	143	Alp Hyi	2.8570	7200.0	74	23845	No
216	GOM_NL__2PRFIN20060921_213750_000000422051_00244_23845_1977.N1	21-SEP-2006 21:37:50	Dark	42.000	9	Alp Eri	0.45300	24000.	84	23845	No
217	GOM_NL__2PRFIN20060921_214349_000000452051_00244_23845_1978.N1	21-SEP-2006 21:43:49	Straylight	45.000	63	Bet Gru	2.1500	2800.0	90	23845	No
218	GOM_NL__2PRFIN20060921_214824_000000442051_00244_23845_1979.N1	21-SEP-2006 21:48:24	Straylight	43.500	18	24Alp PsA	1.1660	9700.0	87	23845	No
219	GOM_NL__2PRFIN20060921_215704_000000372051_00244_23845_1980.N1	21-SEP-2006 21:57:04	Bright	37.000	162	34Alp Aqr	2.9440	5350.0	74	23845	No

220	GOM_NL__2PRFIN20060921_220006_000000372051_00244_23845_1981.N1	21-SEP-2006 22:00:06	Bright	37.000	61	8Eps Peg	2.1000	3900.0	74	23845	No
221	GOM_NL__2PRFIN20060921_220531_000000372051_00244_23845_1982.N1	21-SEP-2006 22:05:31	Bright	36.500	164	44Eta Peg	2.9480	5400.0	73	23845	No
222	GOM_NL__2PRFIN20060921_221446_000000352051_00244_23845_1983.N1	21-SEP-2006 22:14:46	Bright	34.500	89	5Alp Cep	2.4510	8000.0	69	23845	No
223	GOM_NL__2PRFIN20060921_222217_000000352051_00244_23845_1984.N1	21-SEP-2006 22:22:17	Bright	35.000	49	1Alp UMi	1.9900	6300.0	70	23845	No
224	GOM_NL__2PRFIN20060921_222340_000000342051_00244_23845_1985.N1	21-SEP-2006 22:23:40	Bright	33.500	60	7Bet UMi	2.0810	3950.0	67	23845	No
225	GOM_NL__2PRFIN20060921_222953_000000372051_00244_23845_1986.N1	21-SEP-2006 22:29:53	Bright	36.500	36	50Alp UMa	1.8000	6300.0	73	23845	No
226	GOM_NL__2PRFIN20060921_223121_000000522051_00244_23845_1987.N1	21-SEP-2006 22:31:21	Bright	51.500	82	48Bet UMa	2.3650	10600.	103	23845	No
227	GOM_NL__2PRFIN20060921_230007_000000412051_00244_23845_1988.N1	21-SEP-2006 23:00:07	Dark	41.000	65	Lam Vel	2.2040	4400.0	82	23845	No
228	GOM_NL__2PRFIN20060921_230219_000000412051_00244_23845_1989.N1	21-SEP-2006 23:02:19	Dark	40.500	34	Gam2Vel	1.7930	23000.	81	23845	No
229	GOM_NL__2PRFIN20060921_230459_000000462051_00244_23845_1990.N1	21-SEP-2006 23:04:59	Dark	45.500	41	Eps Car	1.8600	4100.0	91	23845	No
230	GOM_NL__2PRFIN20060921_231528_000000362051_00245_23846_1975.N1	21-SEP-2006 23:15:28	Dark	36.000	135	Bet Hyi	2.8200	5800.0	72	23846	No
231	GOM_NL__2PRFIN20060921_231659_000000402051_00245_23846_1976.N1	21-SEP-2006 23:16:59	Dark	39.500	143	Alp Hyi	2.8570	7200.0	79	23846	No
232	GOM_NL__2PRFIN20060921_231826_000000522051_00245_23846_1977.N1	21-SEP-2006 23:18:26	Dark	52.000	9	Alp Eri	0.45300	24000.	104	23846	No
233	GOM_NL__2PRFIN20060921_232425_000000492051_00245_23846_1978.N1	21-SEP-2006 23:24:25	Straylight	49.000	63	Bet Gru	2.1500	2800.0	98	23846	No
234	GOM_NL__2PRFIN20060921_232900_000000412051_00245_23846_1979.N1	21-SEP-2006 23:29:00	Straylight	40.500	18	24Alp PsA	1.1660	9700.0	81	23846	No
235	GOM_NL__2PRFIN20060921_233740_000000372051_00245_23846_1980.N1	21-SEP-2006 23:37:40	Bright	36.500	162	34Alp Aqr	2.9440	5350.0	73	23846	No
236	GOM_NL__2PRFIN20060921_234042_000000382051_00245_23846_1981.N1	21-SEP-2006 23:40:42	Bright	37.500	61	8Eps Peg	2.1000	3900.0	75	23846	No
237	GOM_NL__2PRFIN20060921_234607_000000372051_00245_23846_1982.N1	21-SEP-2006 23:46:07	Bright	37.000	164	44Eta Peg	2.9480	5400.0	74	23846	No
238	GOM_NL__2PRFIN20060921_235522_000000522051_00245_23846_1983.N1	21-SEP-2006 23:55:22	Bright	52.000	89	5Alp Cep	2.4510	8000.0	104	23846	No

3. Quality information per product

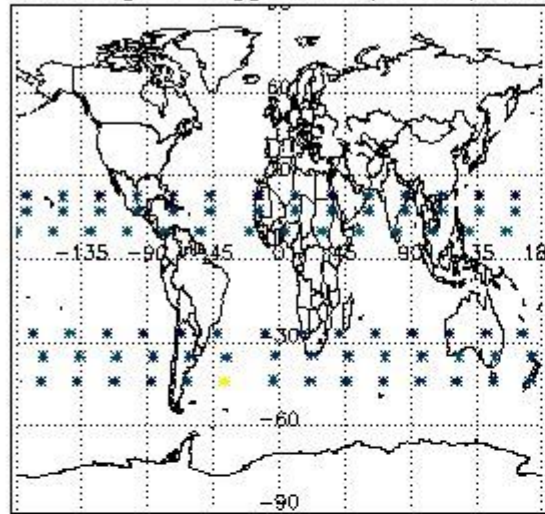
In this section it is plotted some information contained in the Quality Summary data set of the level 2 products. Only products in dark limb conditions and without errors (error flag in the MPH set to "0") are used.

3.1 Plot quality information per product (time dependant)

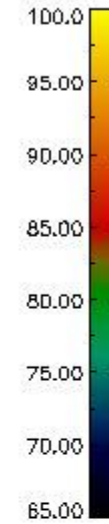
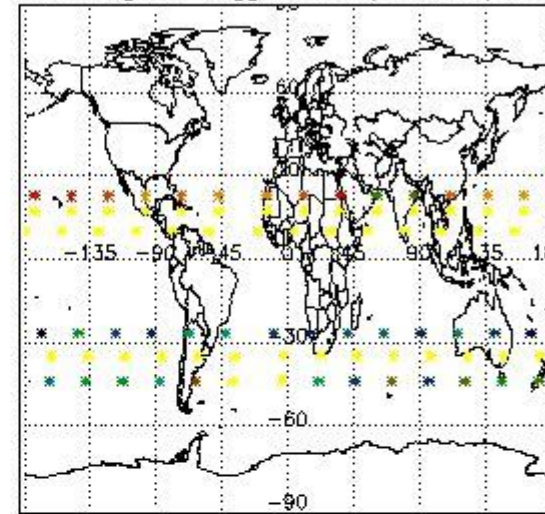


3.2 Plot quality information per product (world map)

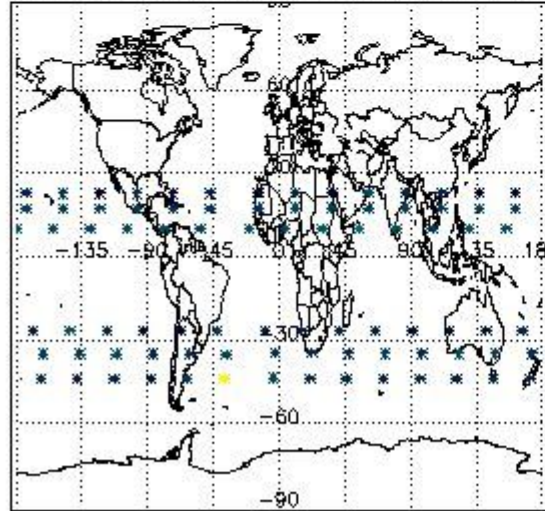
Percentage of flagged data per O3 profile



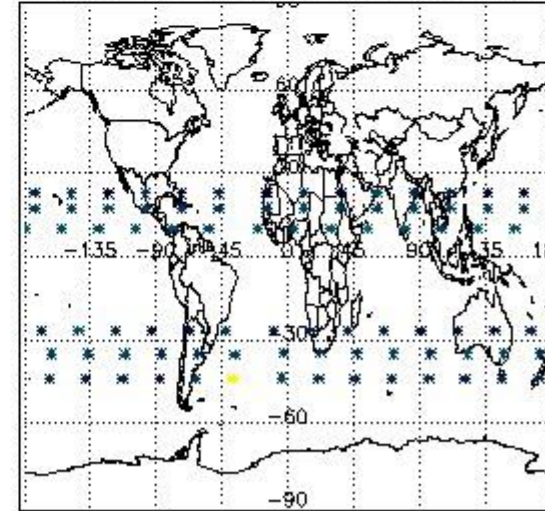
Percentage of flagged data per H2O profile



Percentage of flagged data per NO2 profile



Percentage of flagged data per NO3 profile

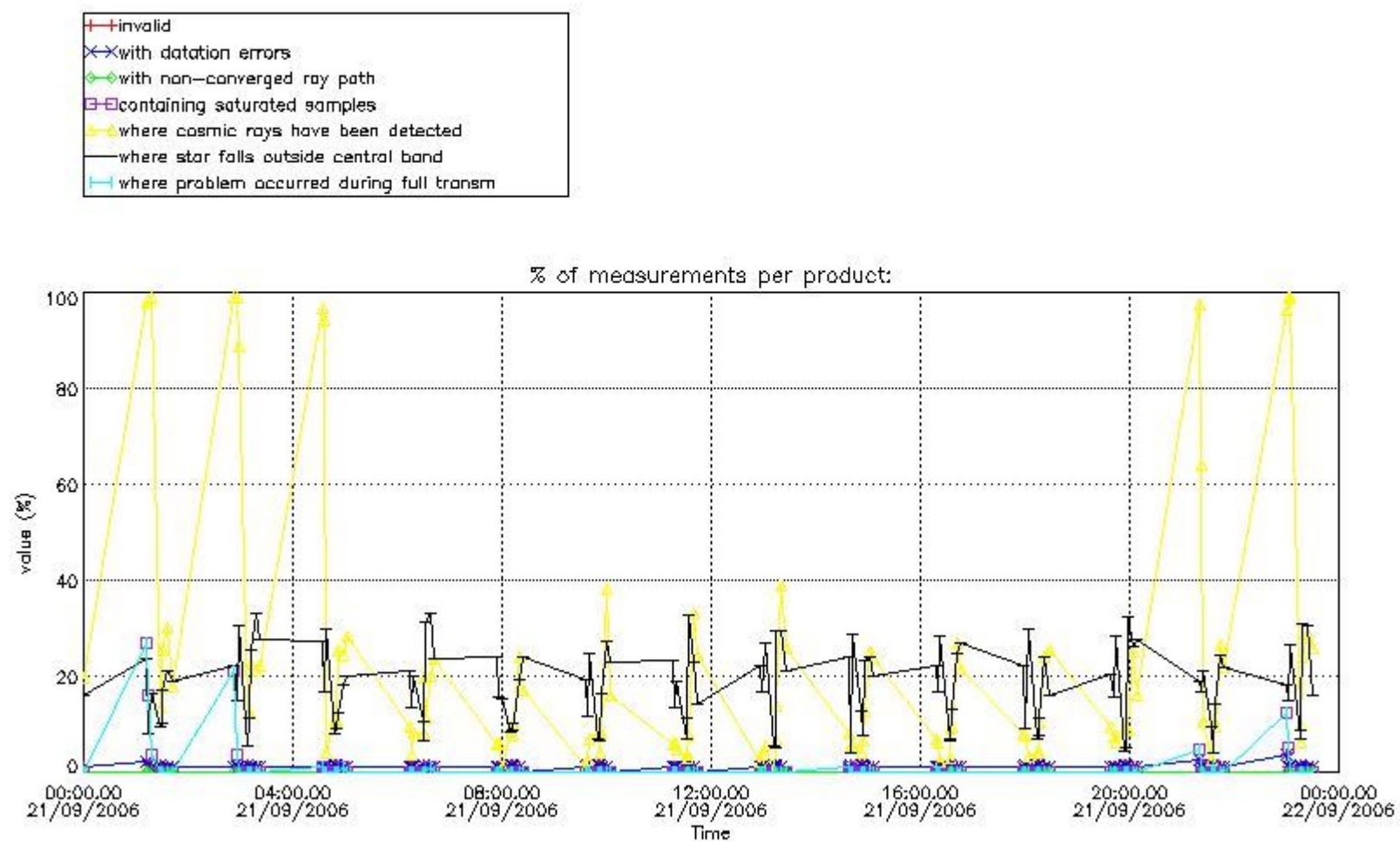


4. Level 1 quality information per product

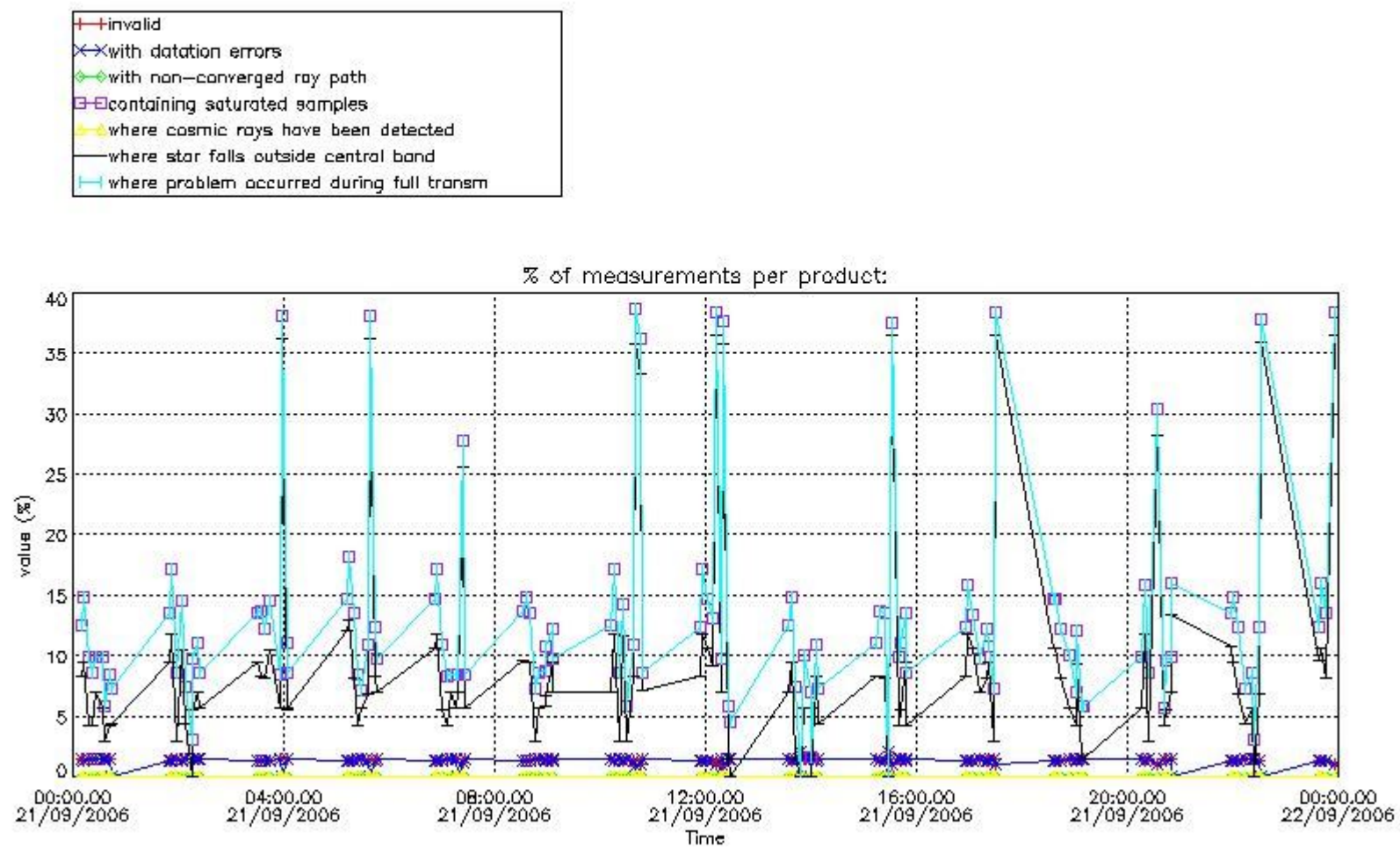
In this section it is plotted some information contained in the Quality Summary data set of the level 2 products that comes from the level 1b processing. Products without errors (error flag in the MPH set to "0") are used.

4.1 Plot quality information per product (time dependant) coming from level 1b processing

4.1.1 Plot level 1 quality information per product (time dependant): ENVISAT ASCENDING passes



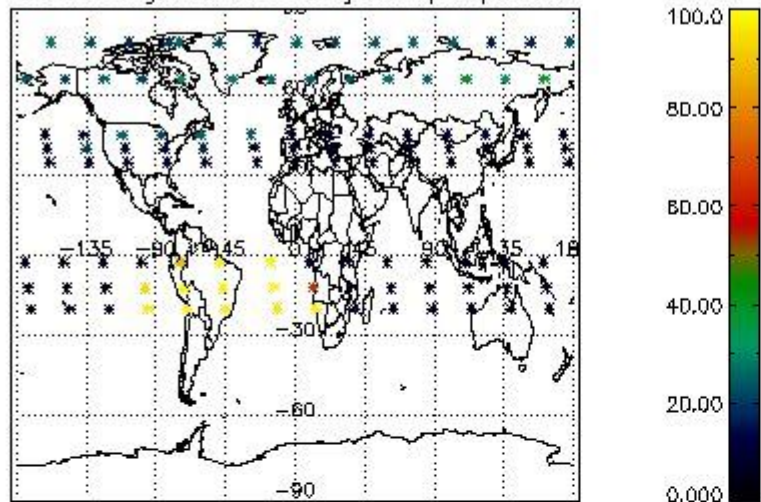
4.1.2 Plot level 1 quality information per product (time dependant): ENVI SAT DESCENDING passes



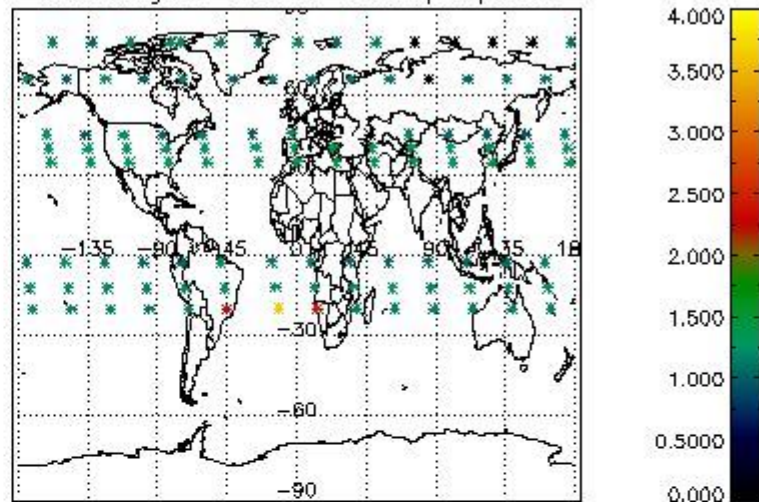
4.2 Plot quality information per product coming from level 1b processing (world map)

4.2.1 Plot level 1 quality information per product (world map): ENVISAT ASCENDING passes

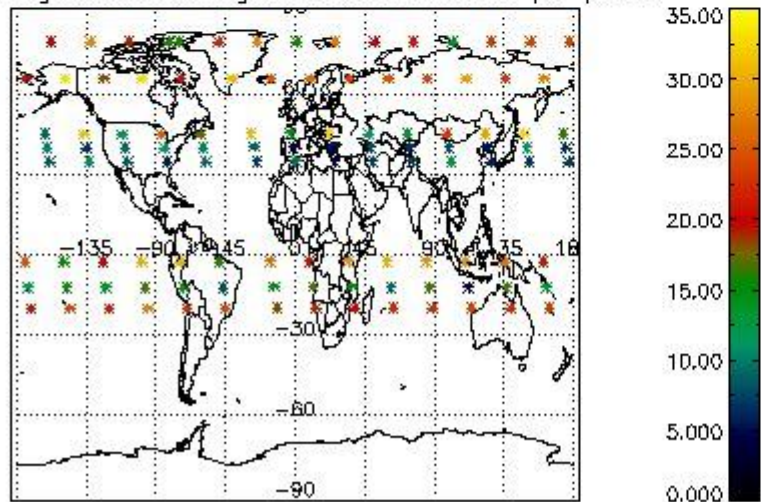
Percentage of cosmic ray hits per profile



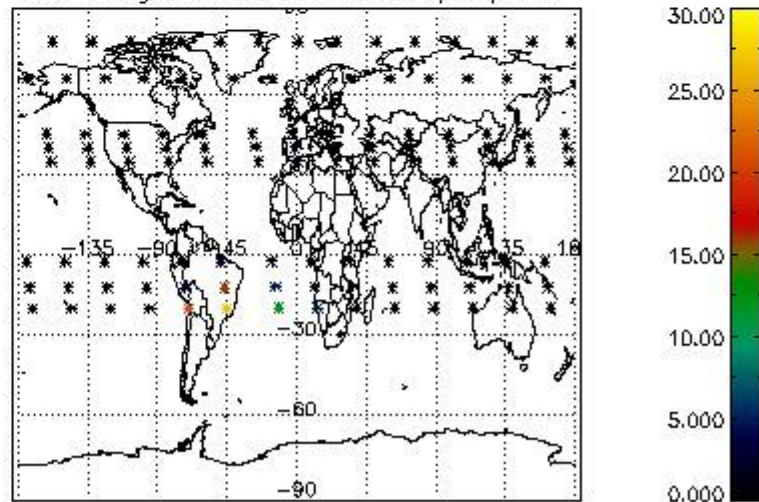
Percentage of datation errors per profile



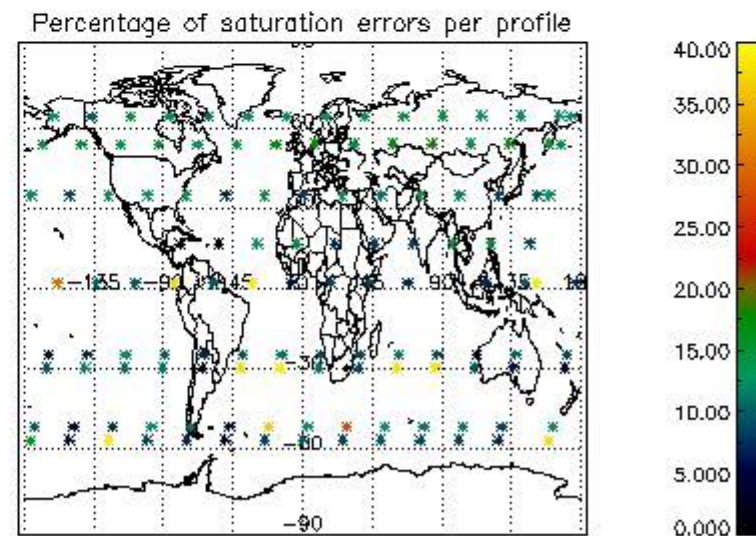
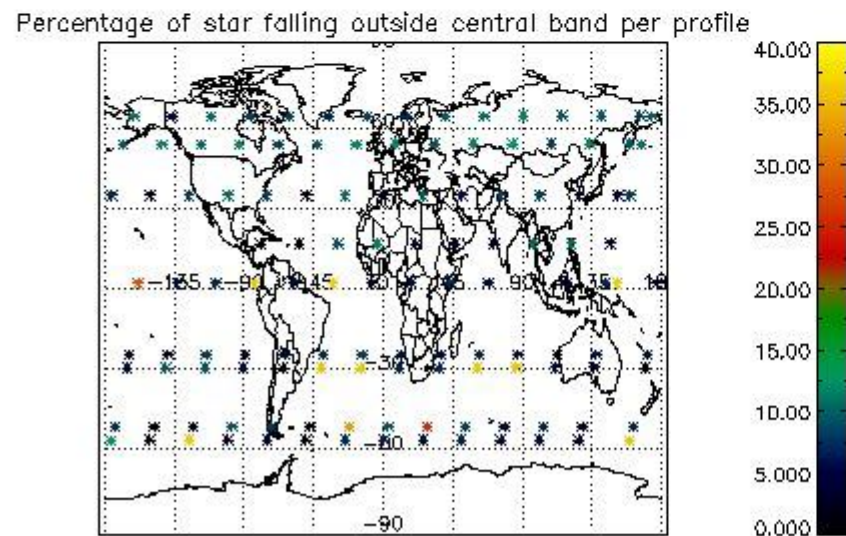
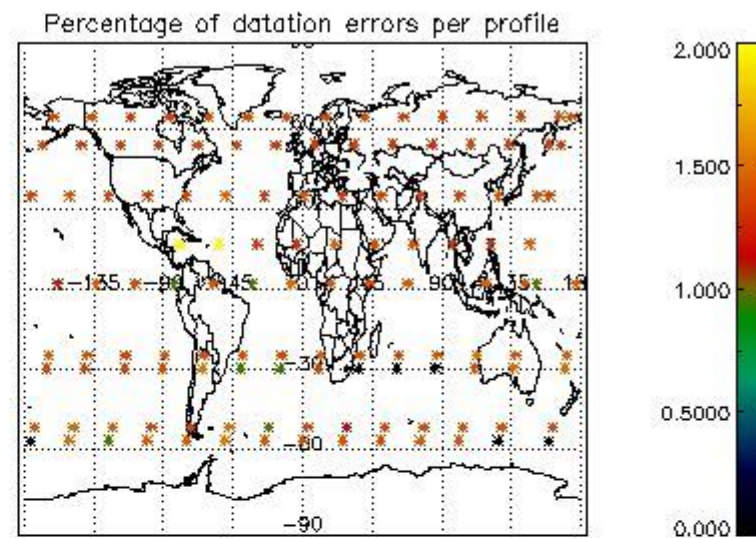
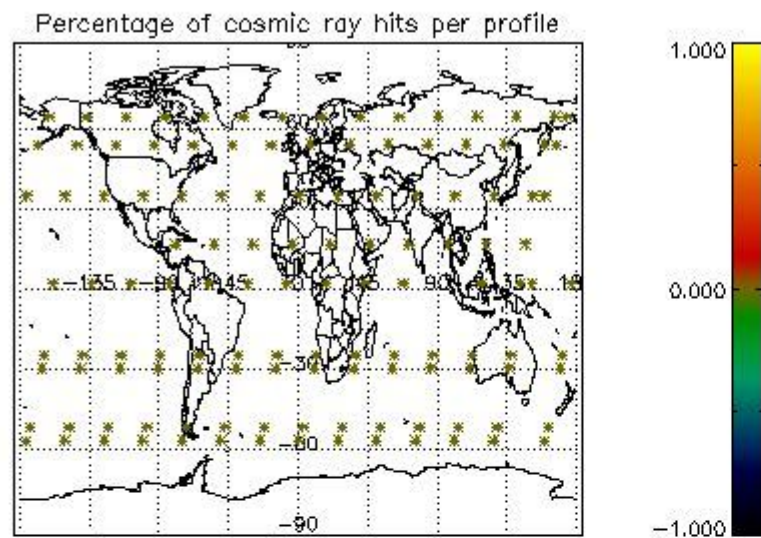
Percentage of star falling outside central band per profile



Percentage of saturation errors per profile



4.2.2 Plot level 1 quality information per product (world map): ENVISAT DESCENDING passes



5. Trace gas profiles

5.1 Ozone statistics based on quality of products

The final quality of the products can be "measured" using the STD (Standard Deviation) attached to every point profile. This information is written to the parameter GOM_NL__2P/NL_LOCAL_SPECIES_DENSITY/o3_std of the level 2 products. The table below shows the statistics for given STD ranges.

The statistics are given with respect to the overall valid production:

- Products without fatal errors: GOM_NL__2P/MPH/PRODUCT_ERR=0
- Valid point profile: GOM_NL__2P/NL_LOCAL_SPECIES_DENSITY/pcd(0)=0

The 'Criteria' is applied to valid points of dark limb products:

- Products in dark limb illumination condition: GOM_NL__2P/NL_SUMMARY_QUALITY/obs_ill_cond=0
- Products without fatal errors: GOM_NL__2P/MPH/PRODUCT_ERR=0
- Valid point profile: GOM_NL__2P/NL_LOCAL_SPECIES_DENSITY/pcd(0)=0

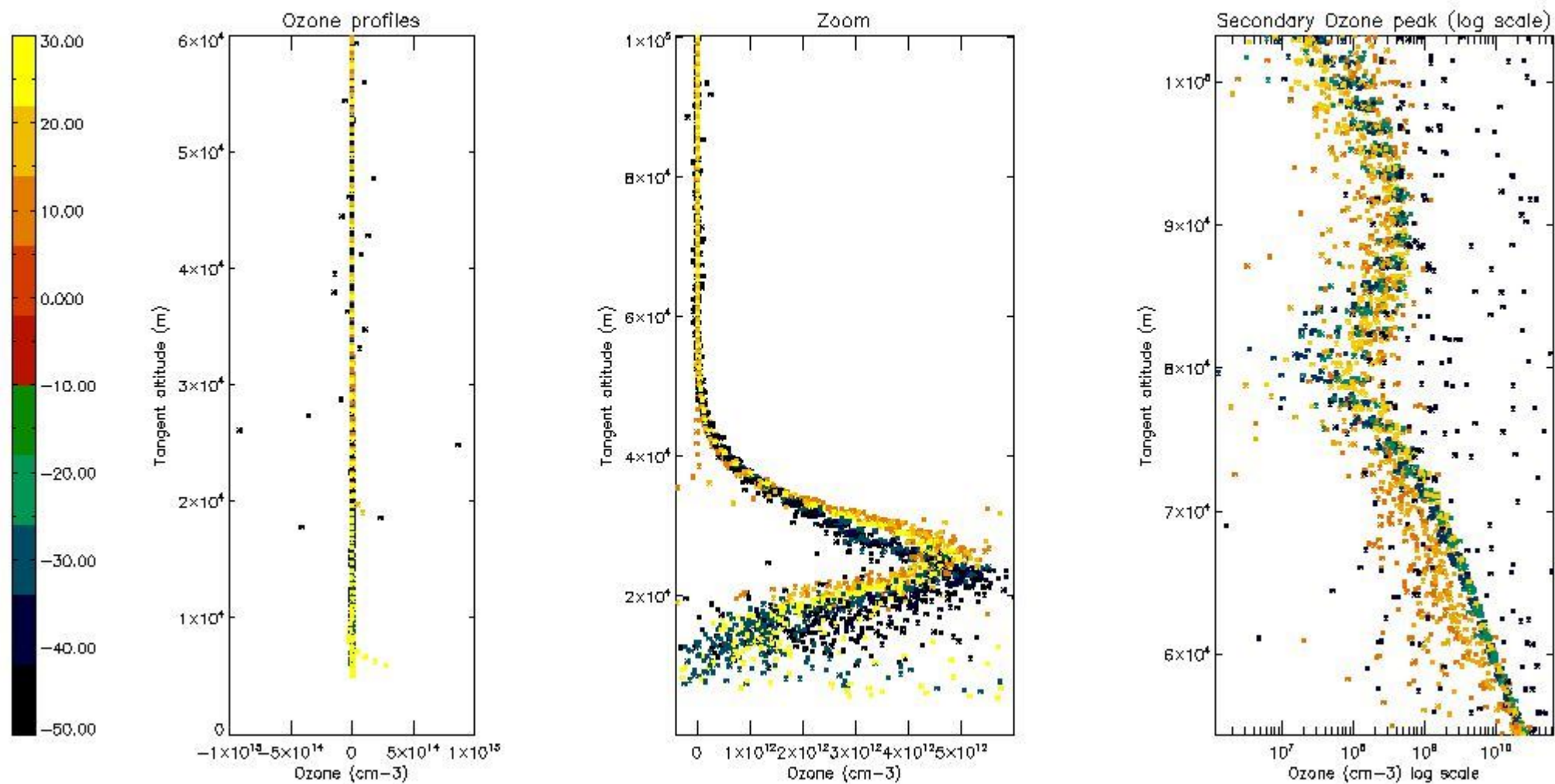
So, the table below shows the percentage of dark limb and valid observations for each criteria with respect to the overall valid daily observations.

Criteria	% of total production
All STD	38
STD < 20	20

STD < 10	15
STD < 5	8

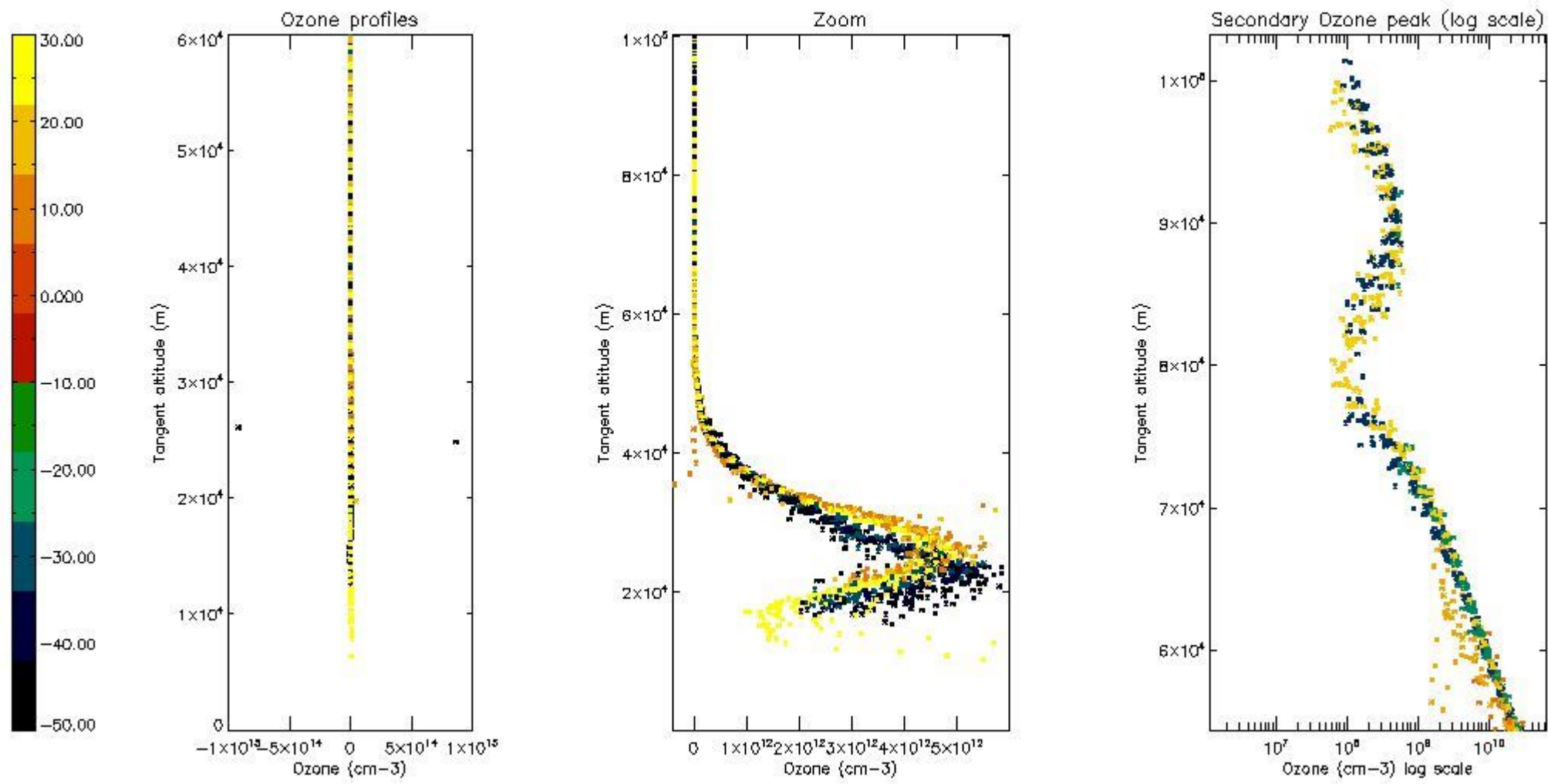
5.2 Plot ozone profiles for all STD (dark without errors)

The colorbar represents the latitude.



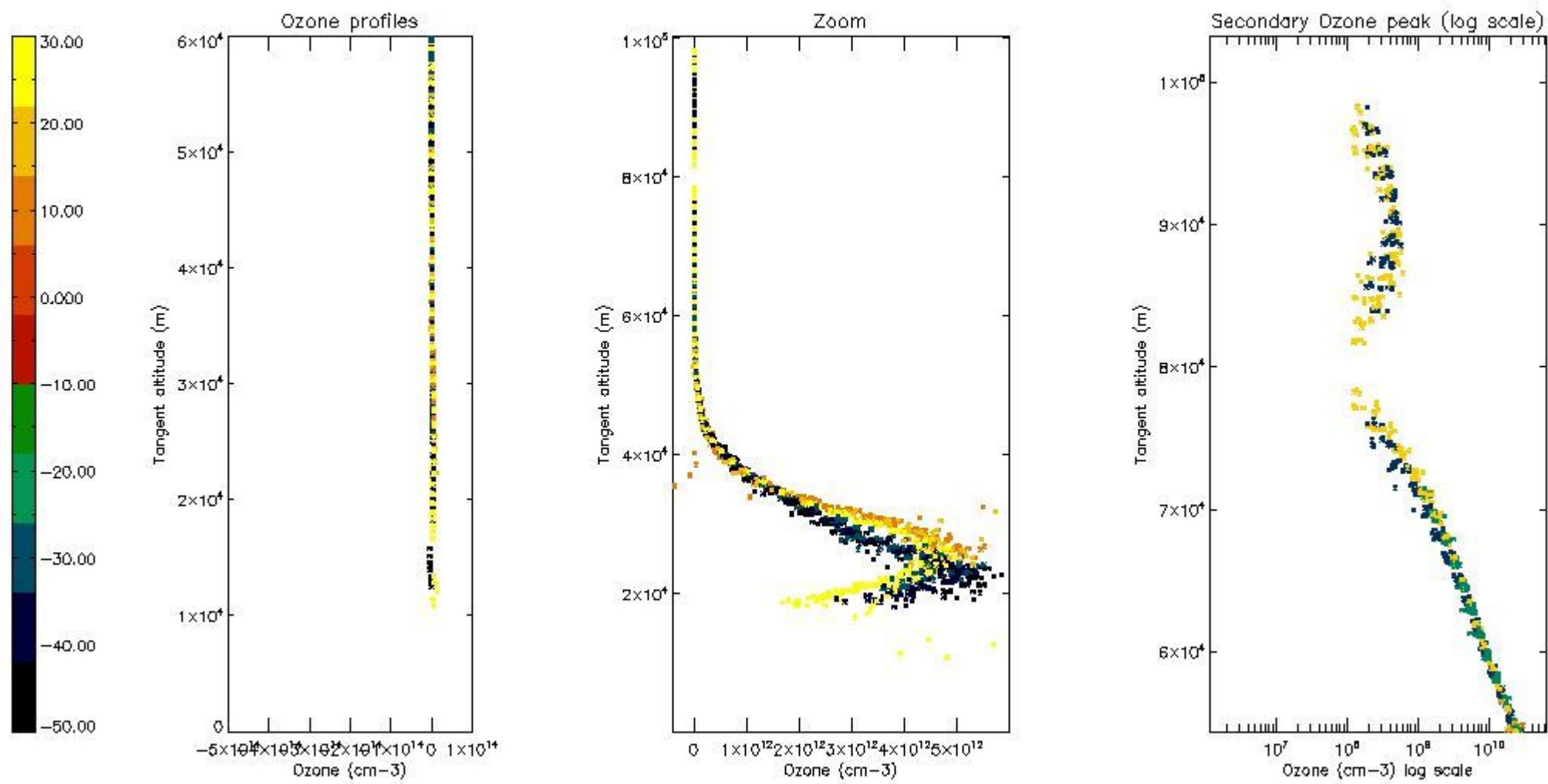
5.3 Plot ozone profiles where STD < 20% (dark without errors)

The colorbar represents the latitude.



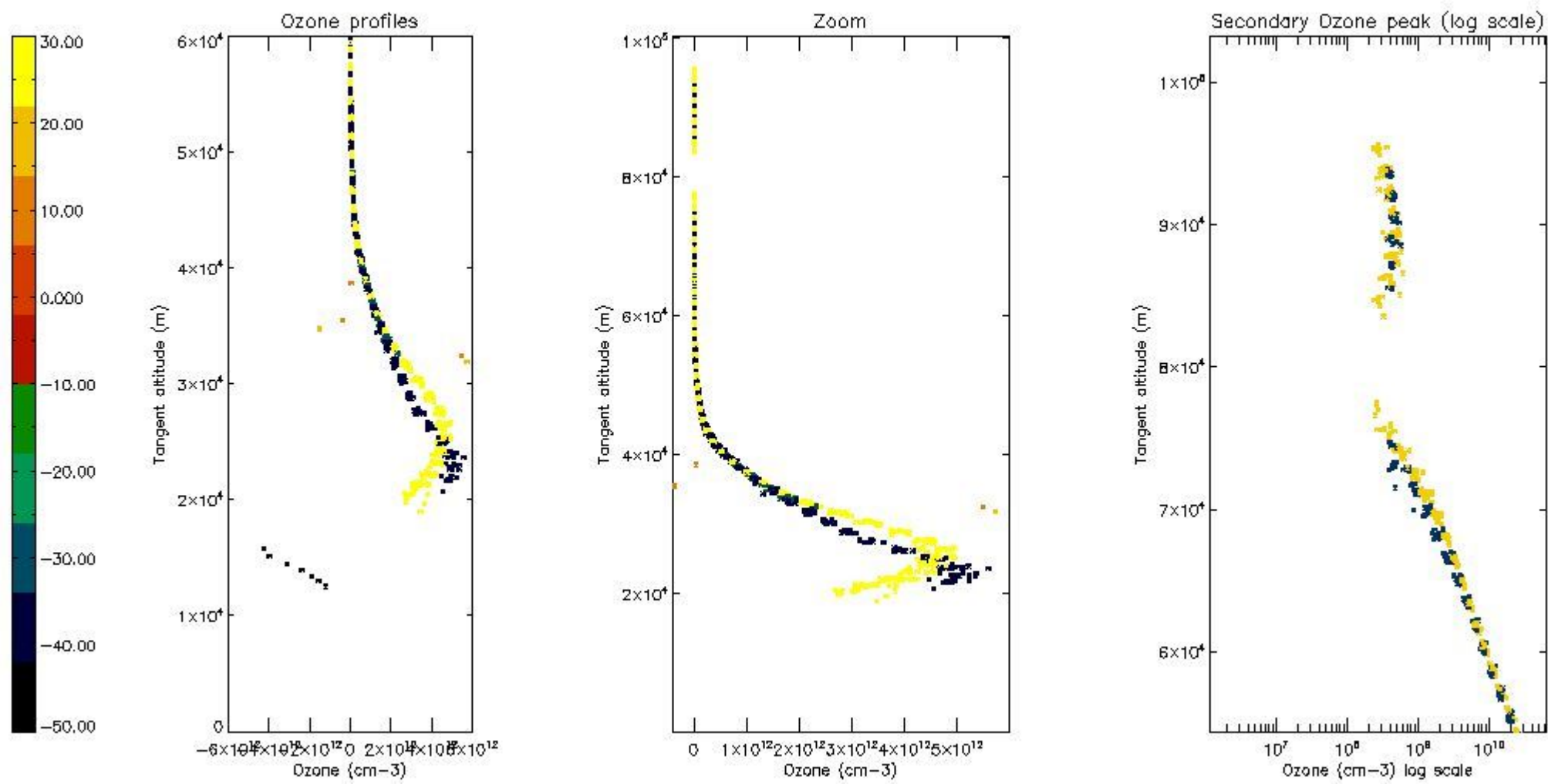
5.4 Plot ozone profiles where STD < 10% (dark without errors)

The colorbar represents the latitude.



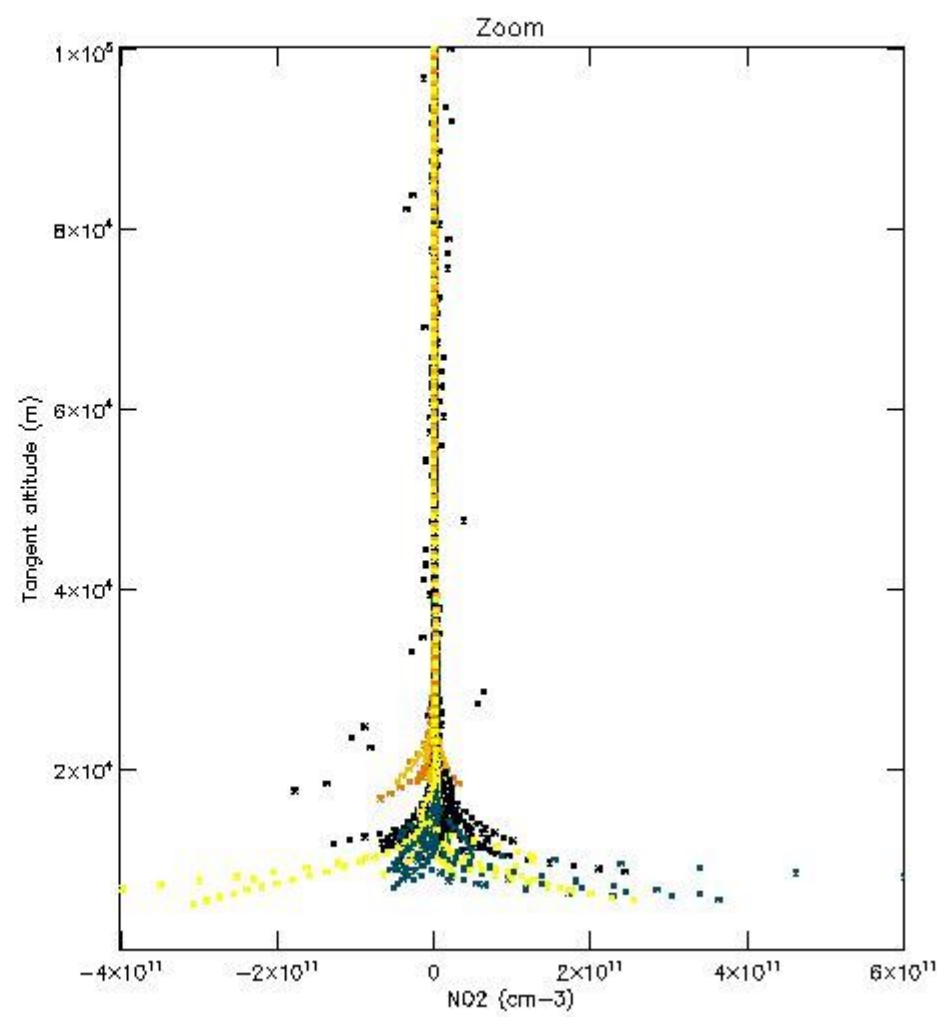
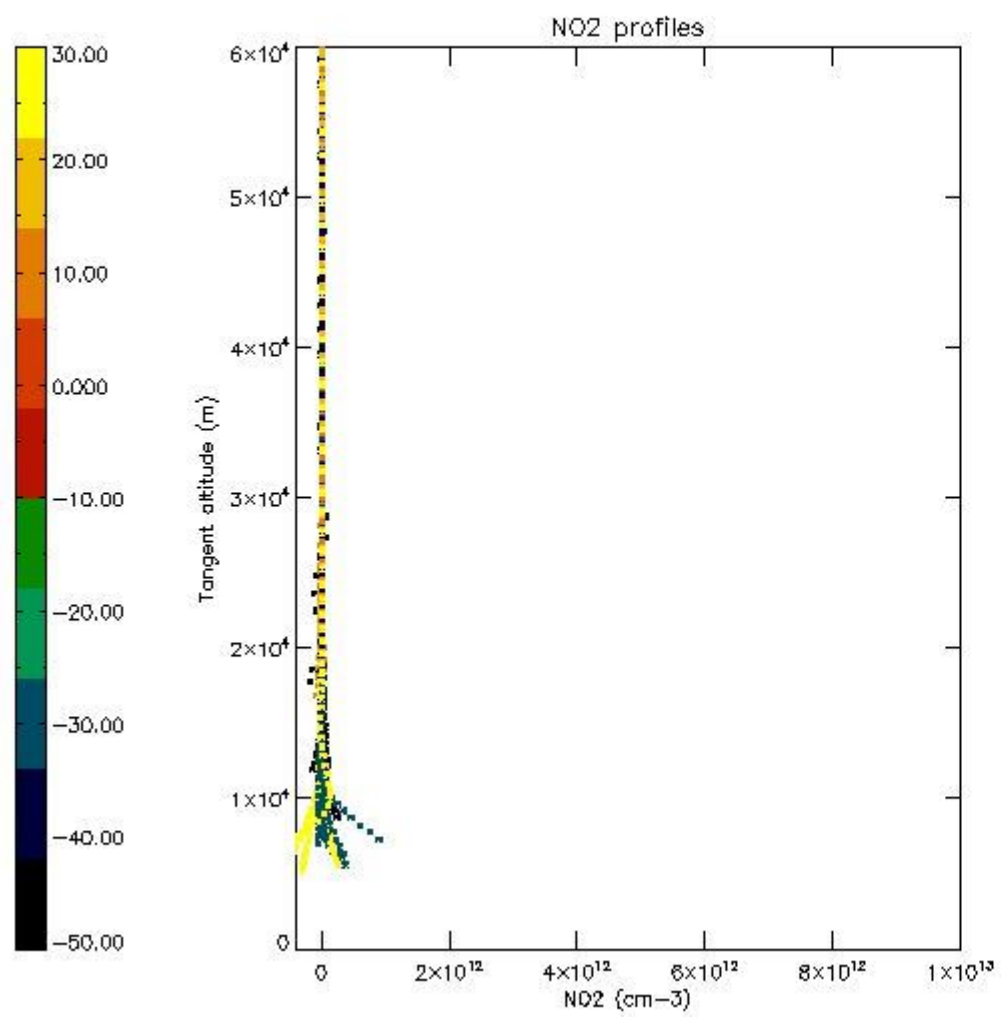
5.5 Plot ozone profiles where $STD < 5\%$ (dark without errors)

The colorbar represents the latitude.



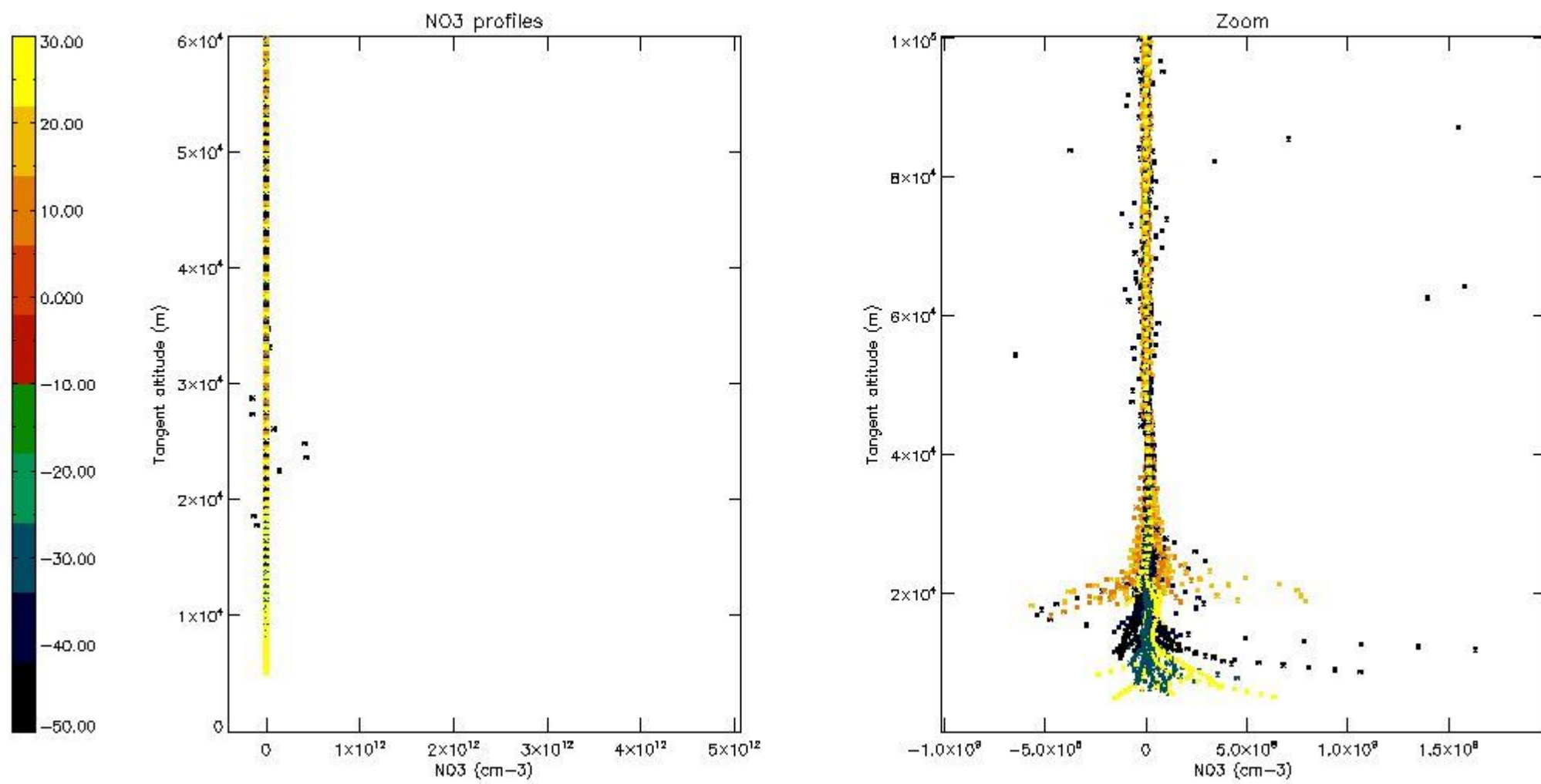
5.6 Plot NO₂ profiles for all STD (dark without errors)

The colorbar represents the latitude.



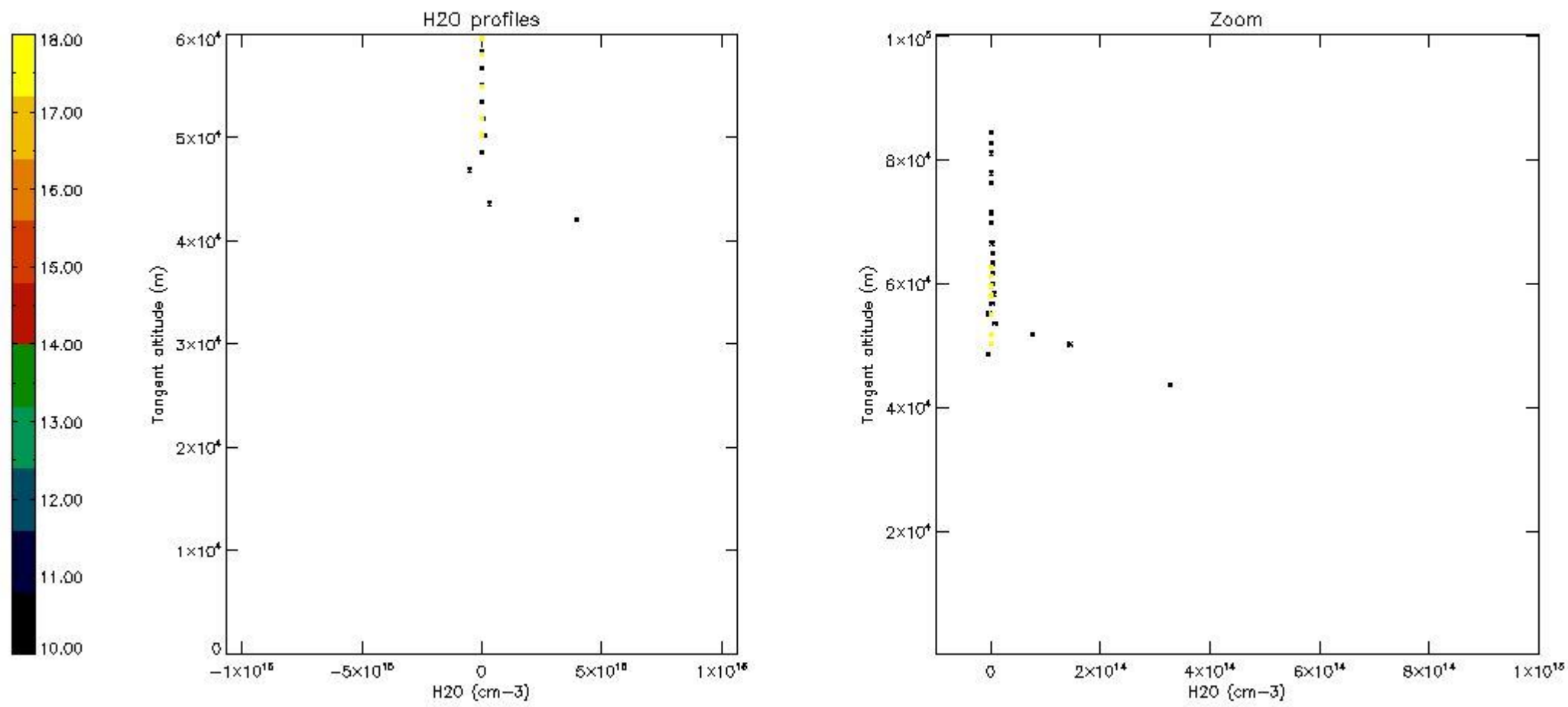
5.7 Plot NO3 profiles for all STD (dark without errors)

The colorbar represents the latitude.



5.8 Plot H2O profiles for all STD (only for occultations of stars 1,2,3,4,13,14,16,26,63 dark without errors)

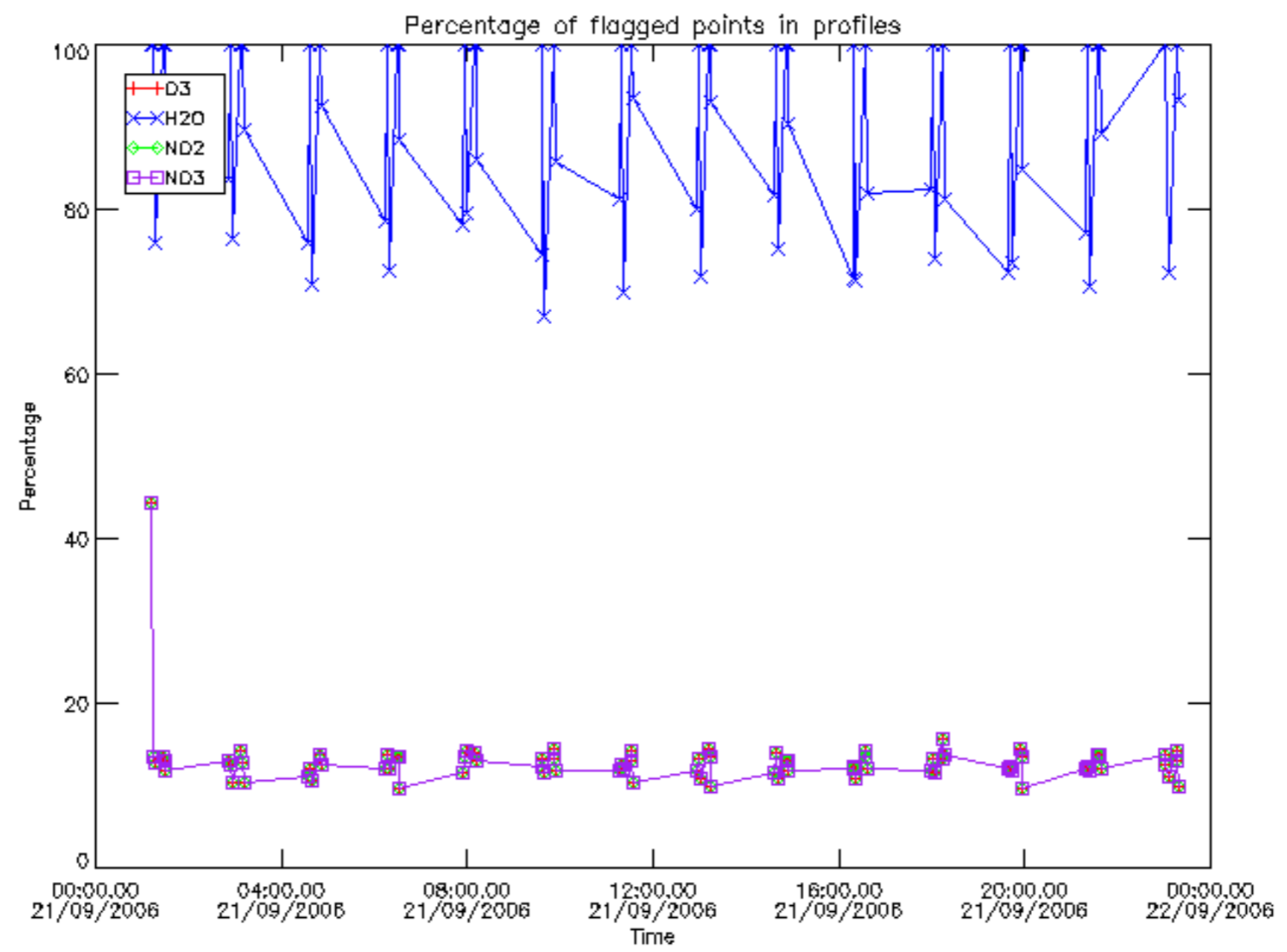
The colorbar represents the latitude.



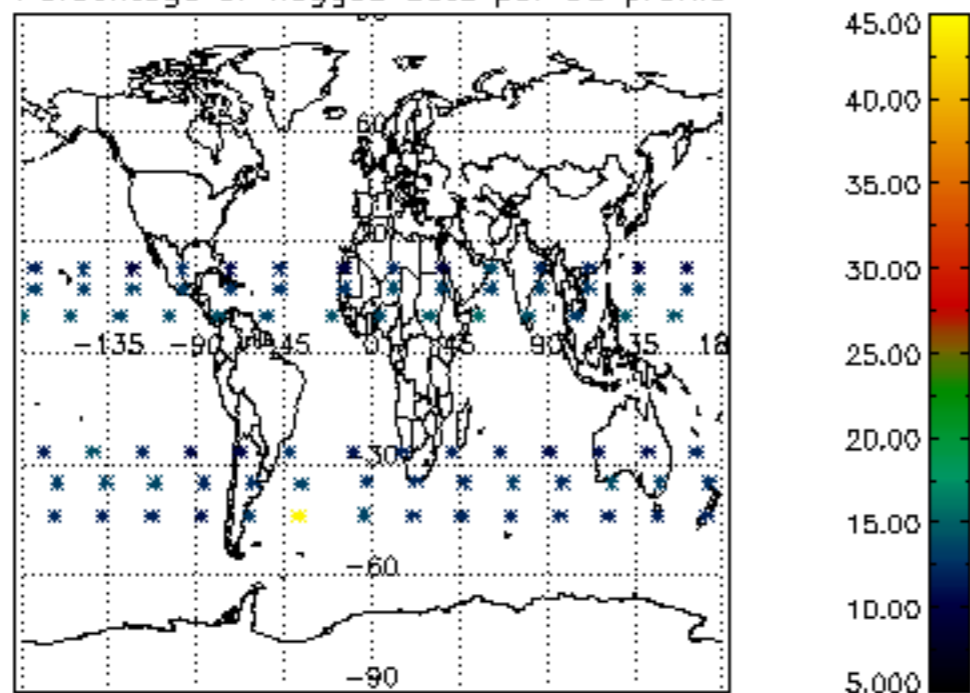
6. Auxiliary Data Files used for the production reported in section 2

The number reported in the third column indicates since which file (see list in section 2) the corresponding auxiliary file has been used. The fourth column is the date of those product files.

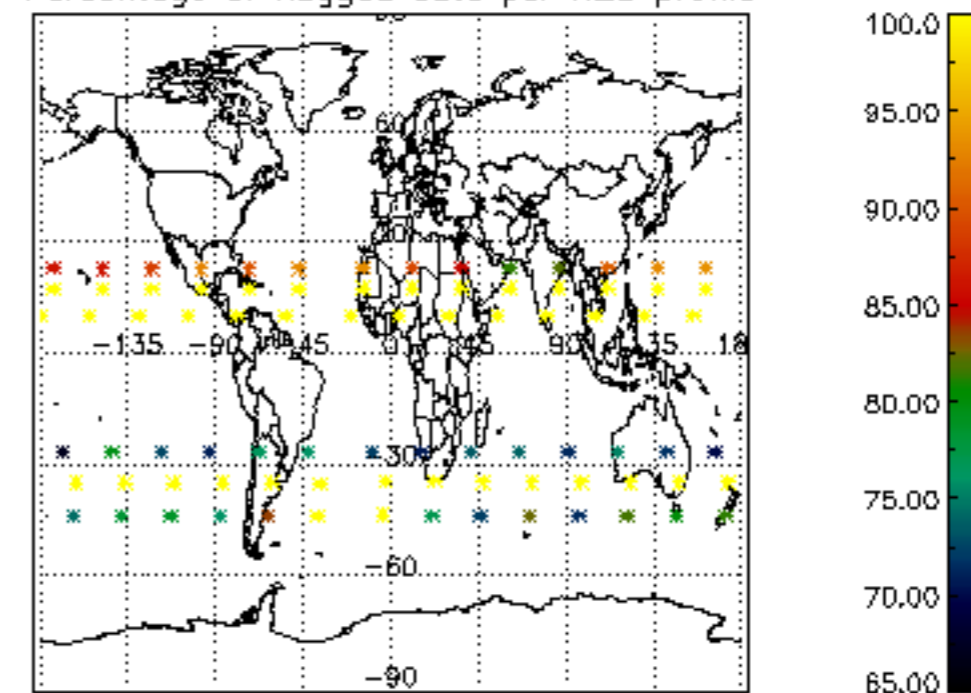
Type	Auxiliary Filename	Used since product	Used since product date
INST_PHYS_CHARACTERISTICS	GOM_INS_AXVIEC20091111_143220_20030716_120000_20500101_000000	1	21-SEP-2006 00:00:34
LEVEL-2_PROC_CONFIG	GOM_PR2_AXVIEC20091111_152718_20020301_000000_20500101_000000	1	21-SEP-2006 00:00:34
CROSS_SECTIONS_FILE	GOM_CRS_AXVIEC20091111_154832_20020301_000000_20500101_000000	1	21-SEP-2006 00:00:34



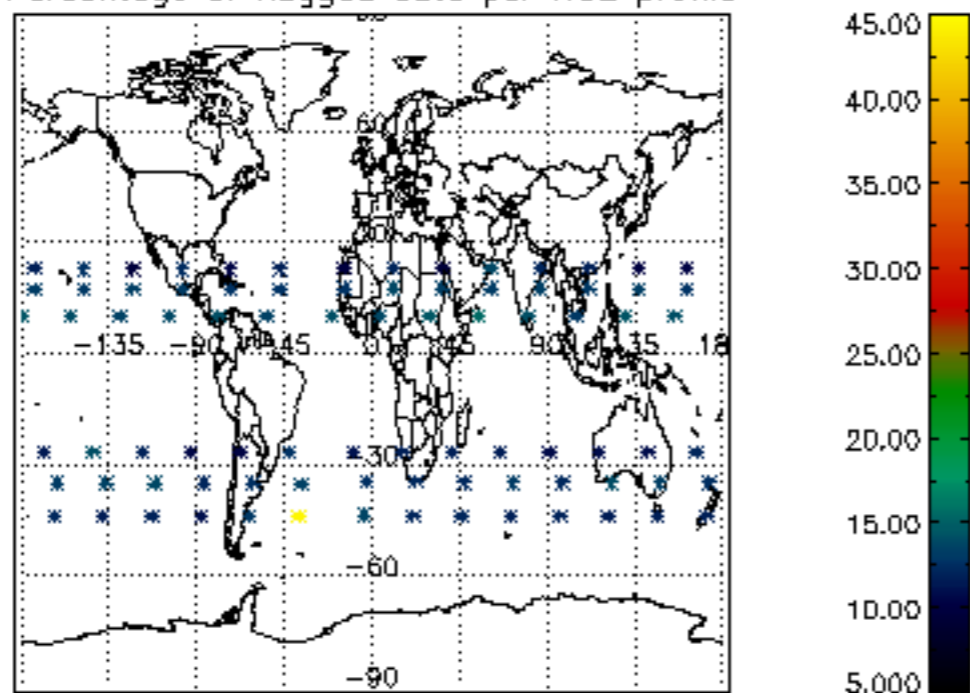
Percentage of flagged data per D3 profile



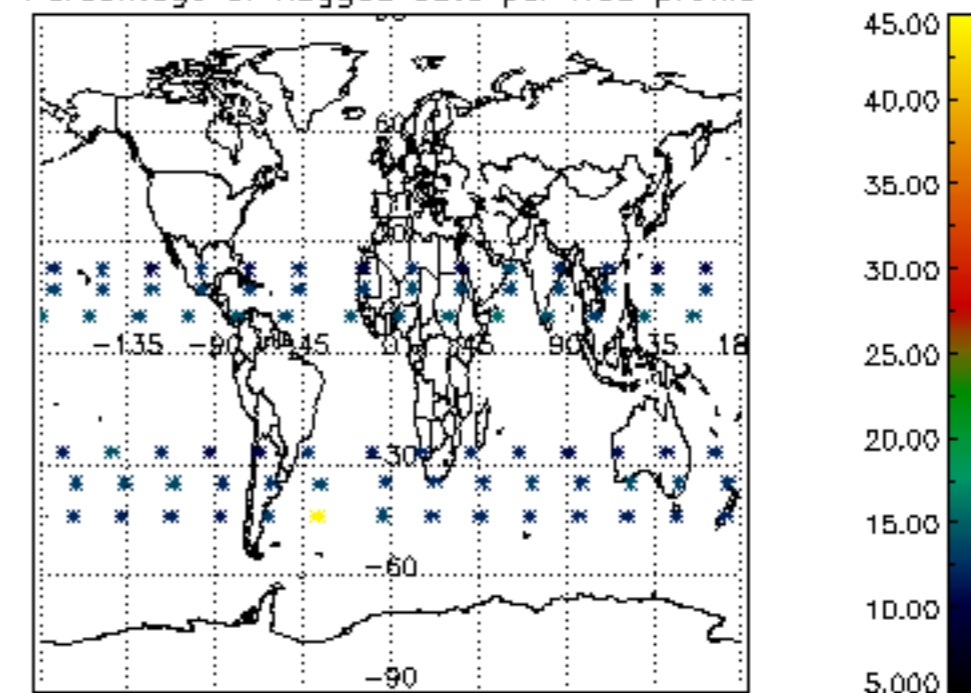
Percentage of flagged data per H2O profile

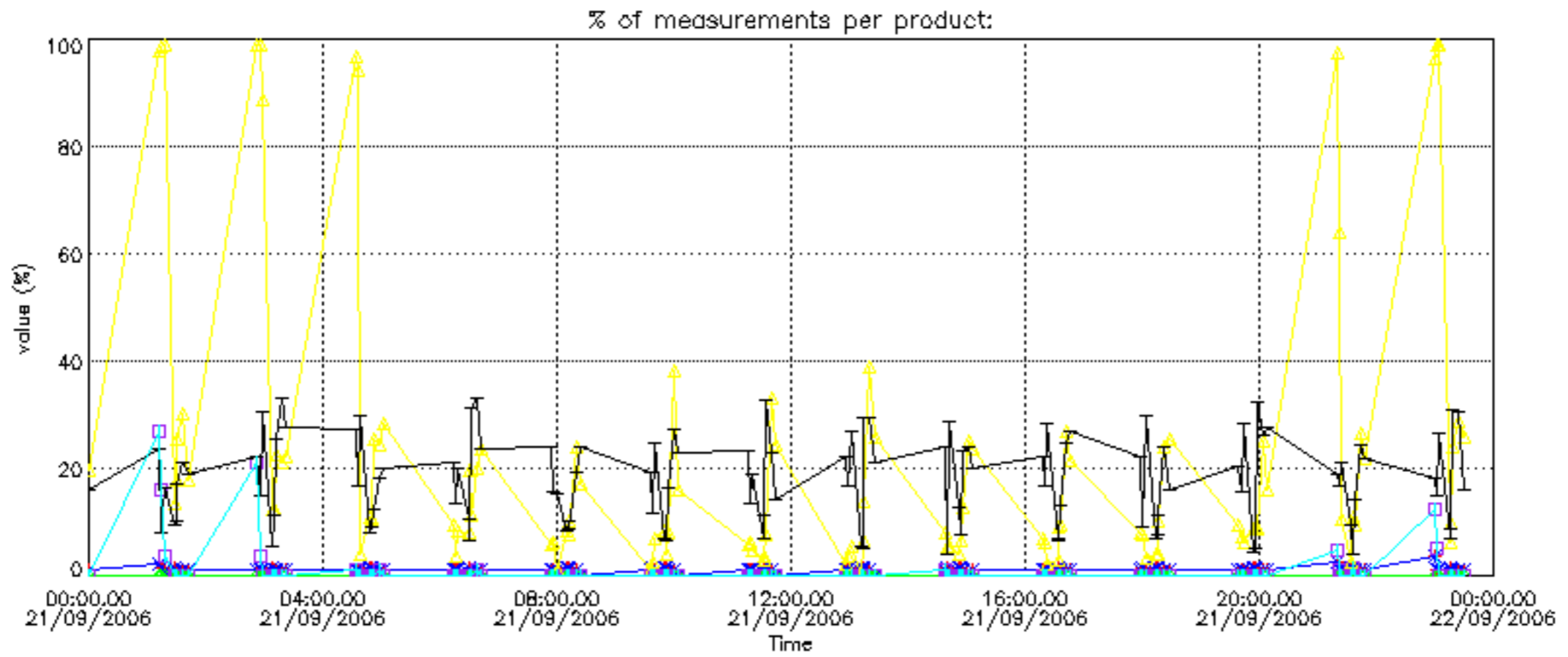


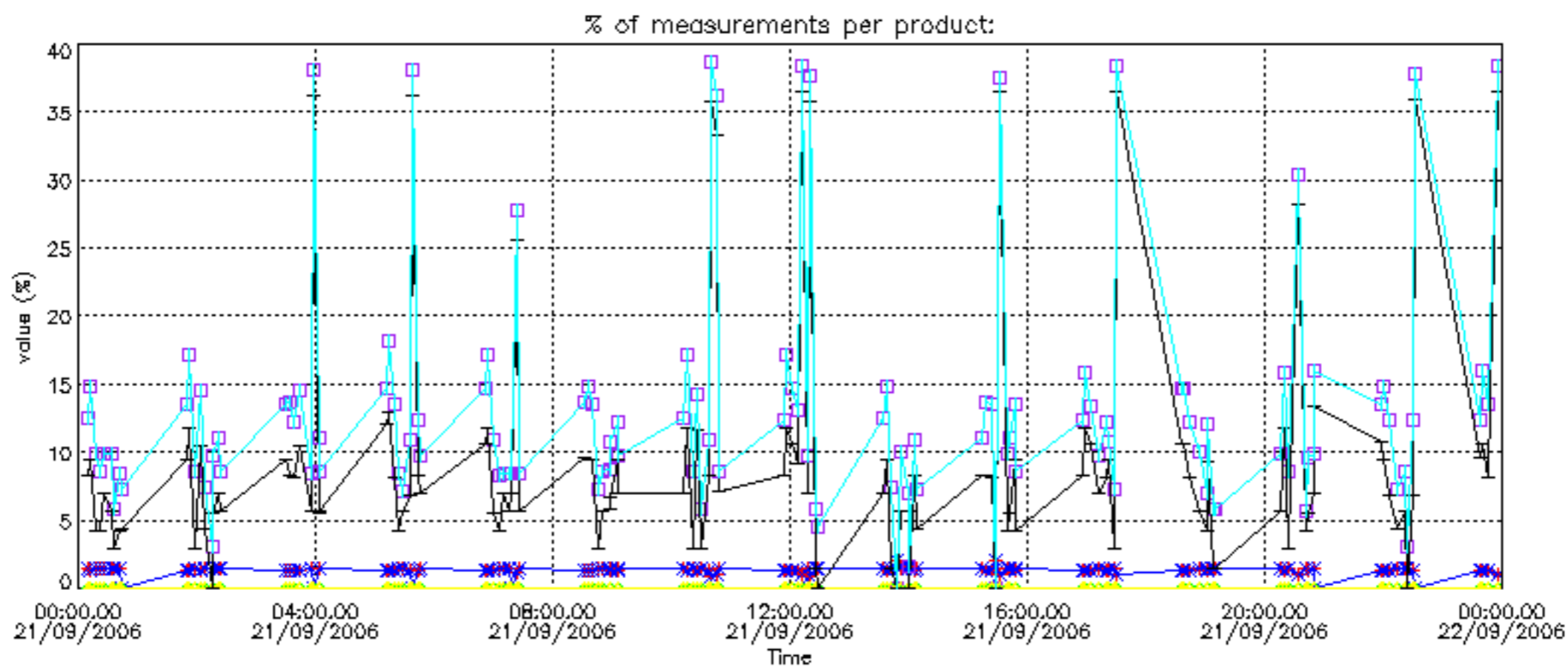
Percentage of flagged data per NO2 profile



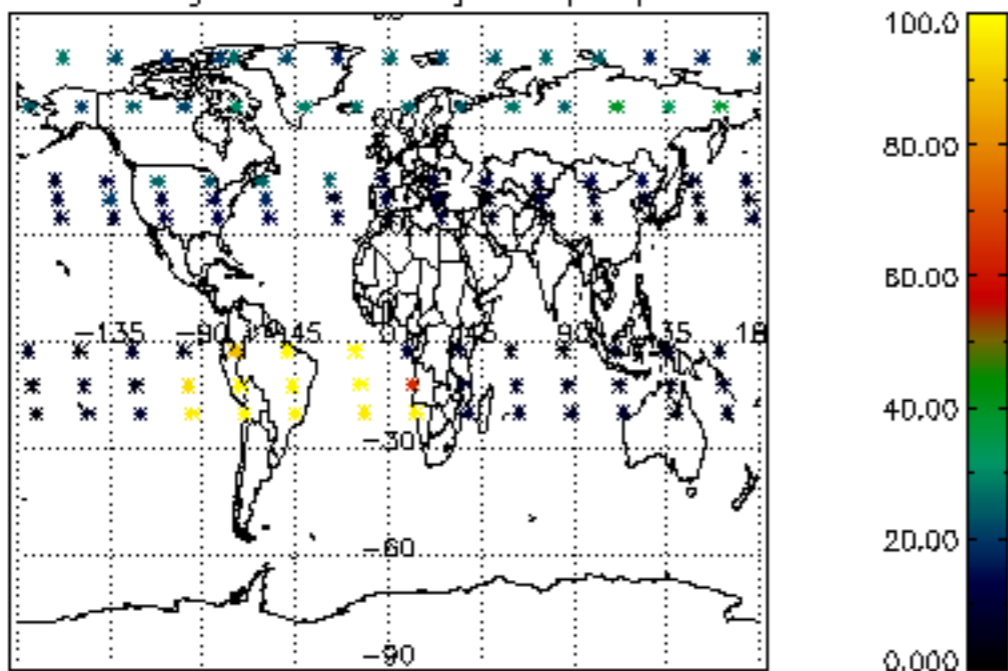
Percentage of flagged data per NO3 profile



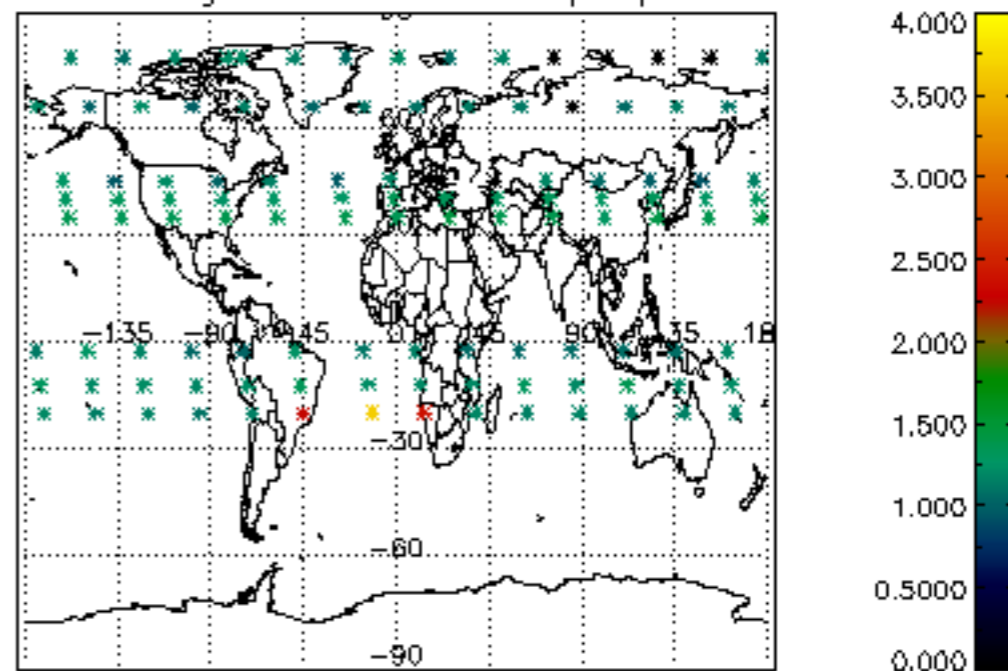




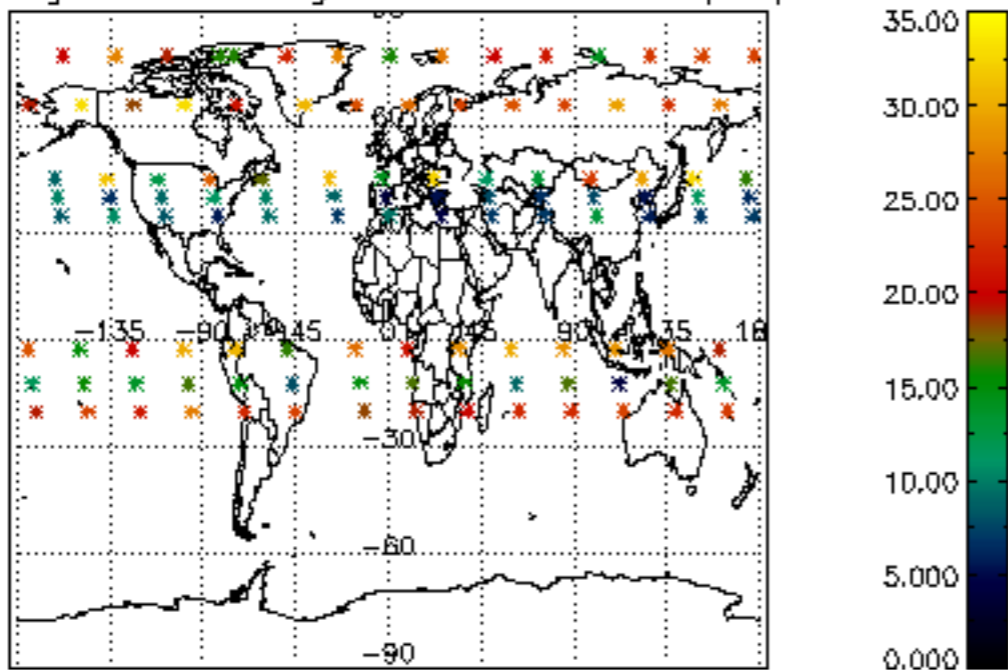
Percentage of cosmic ray hits per profile



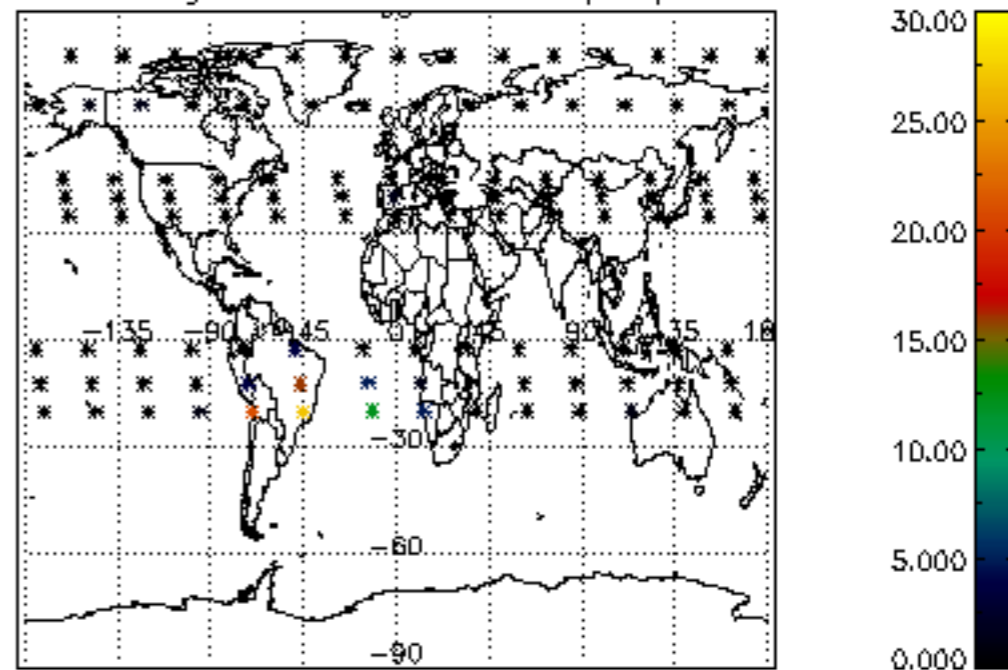
Percentage of datation errors per profile



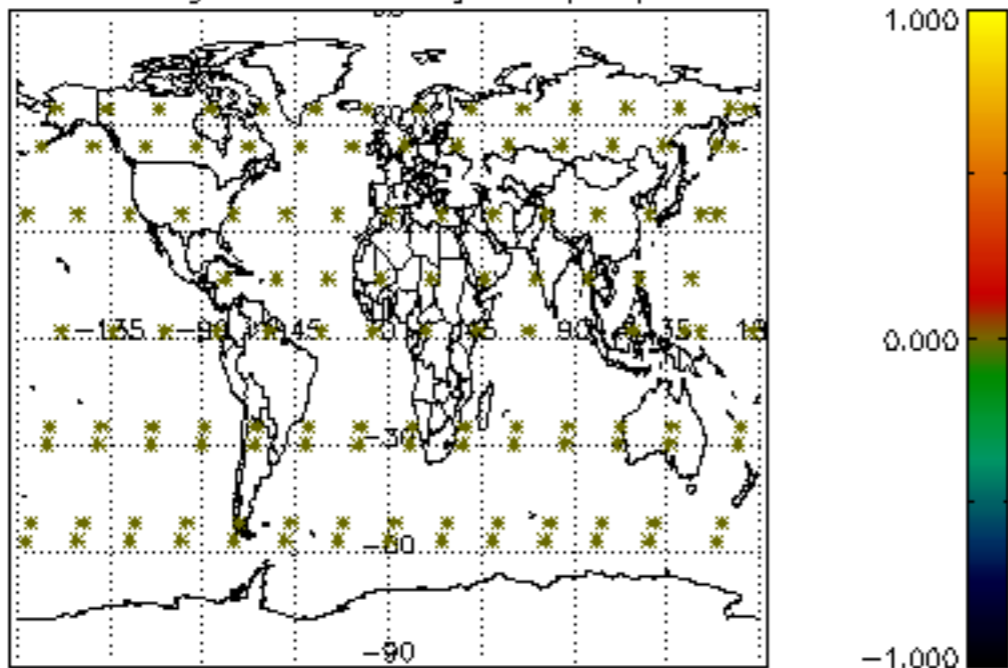
Percentage of star falling outside central band per profile



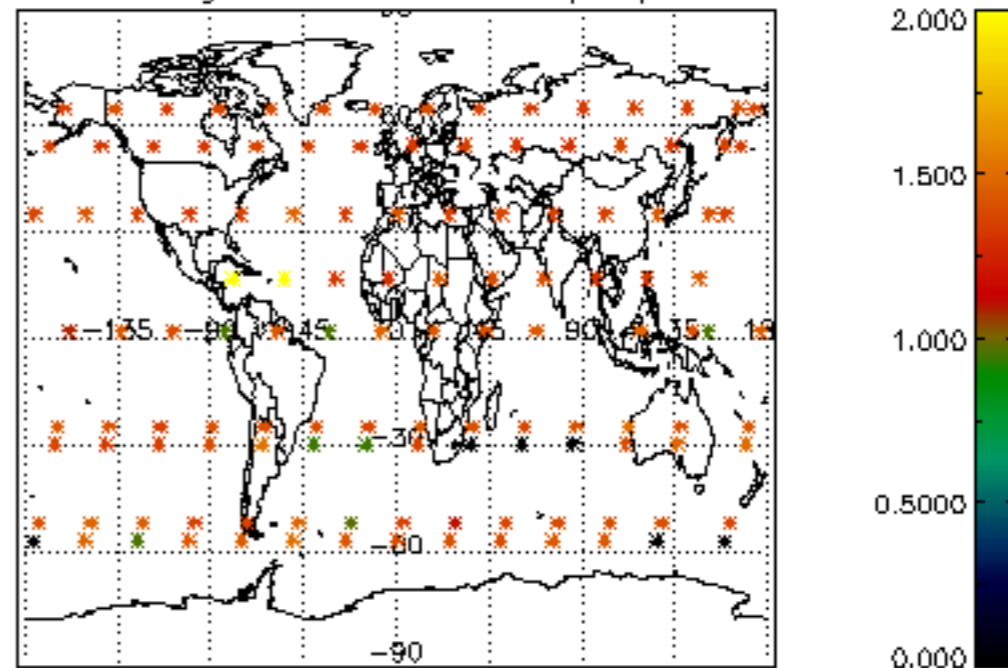
Percentage of saturation errors per profile



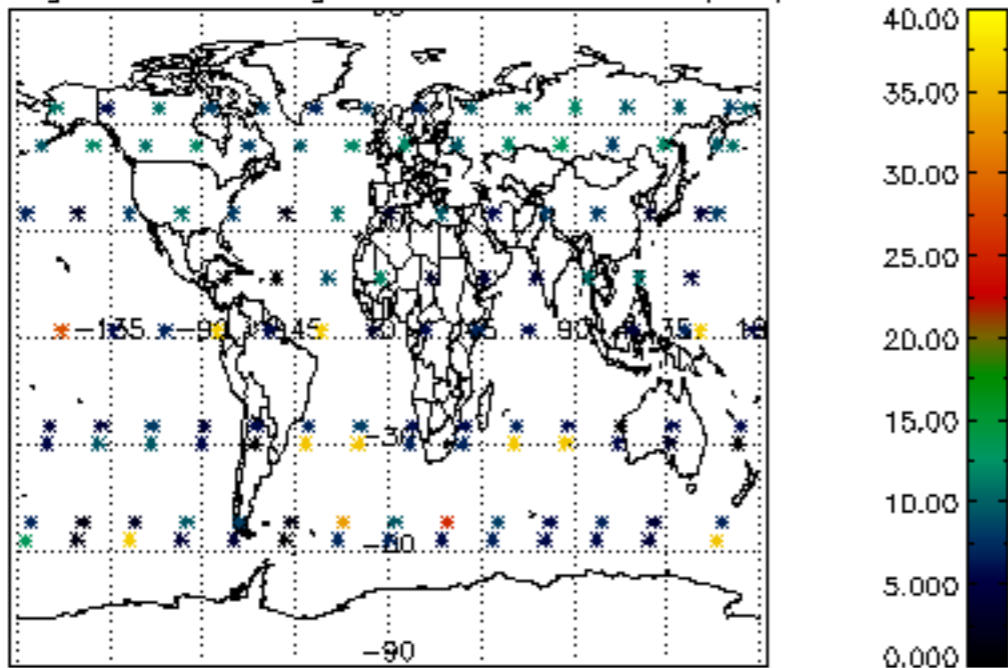
Percentage of cosmic ray hits per profile



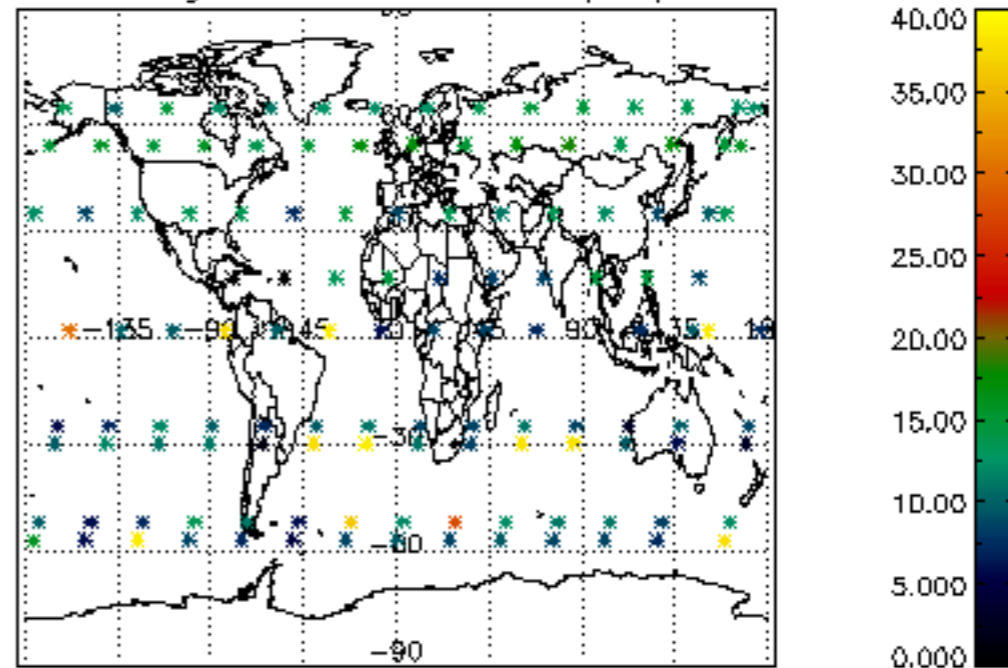
Percentage of datation errors per profile

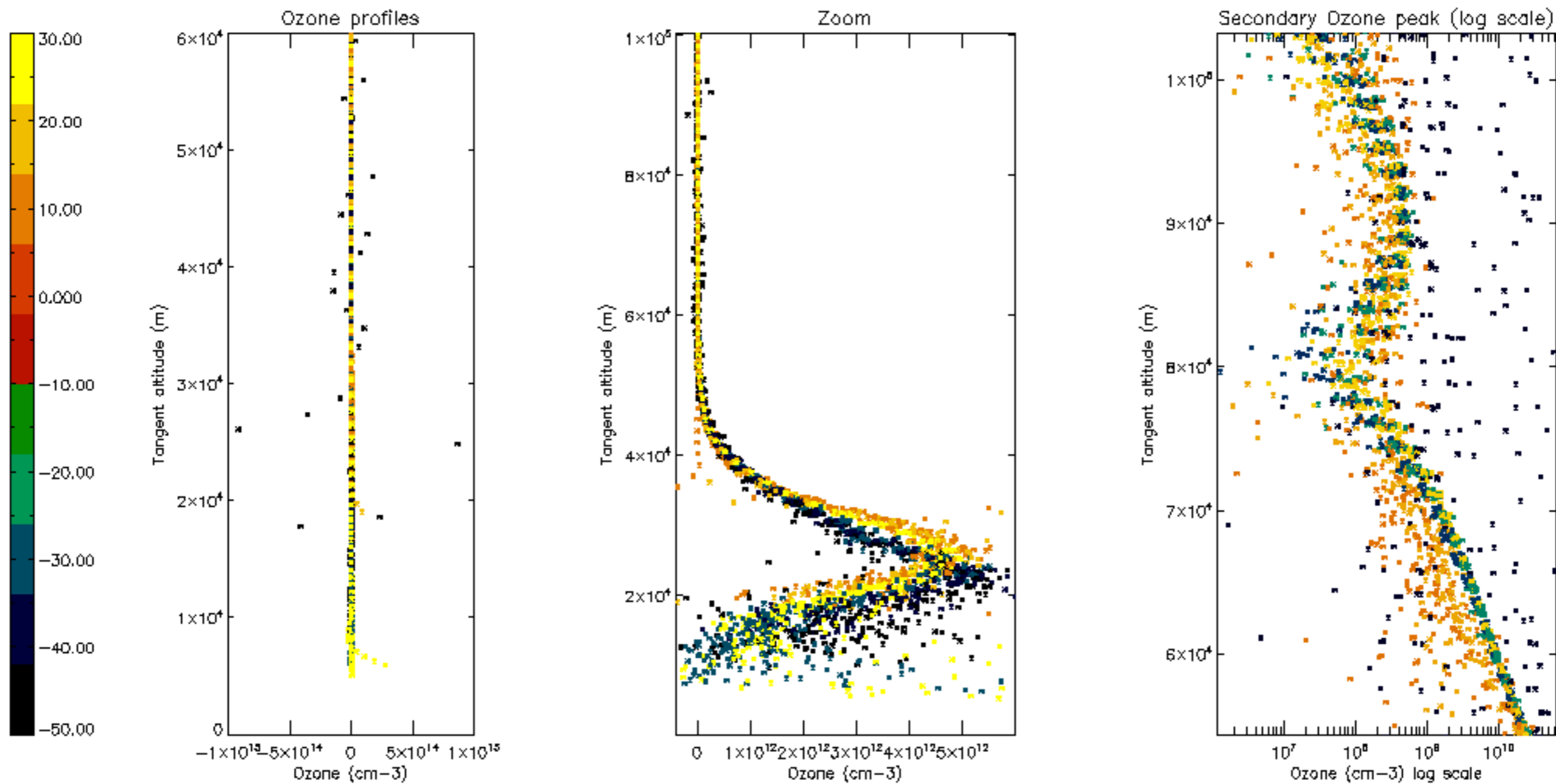


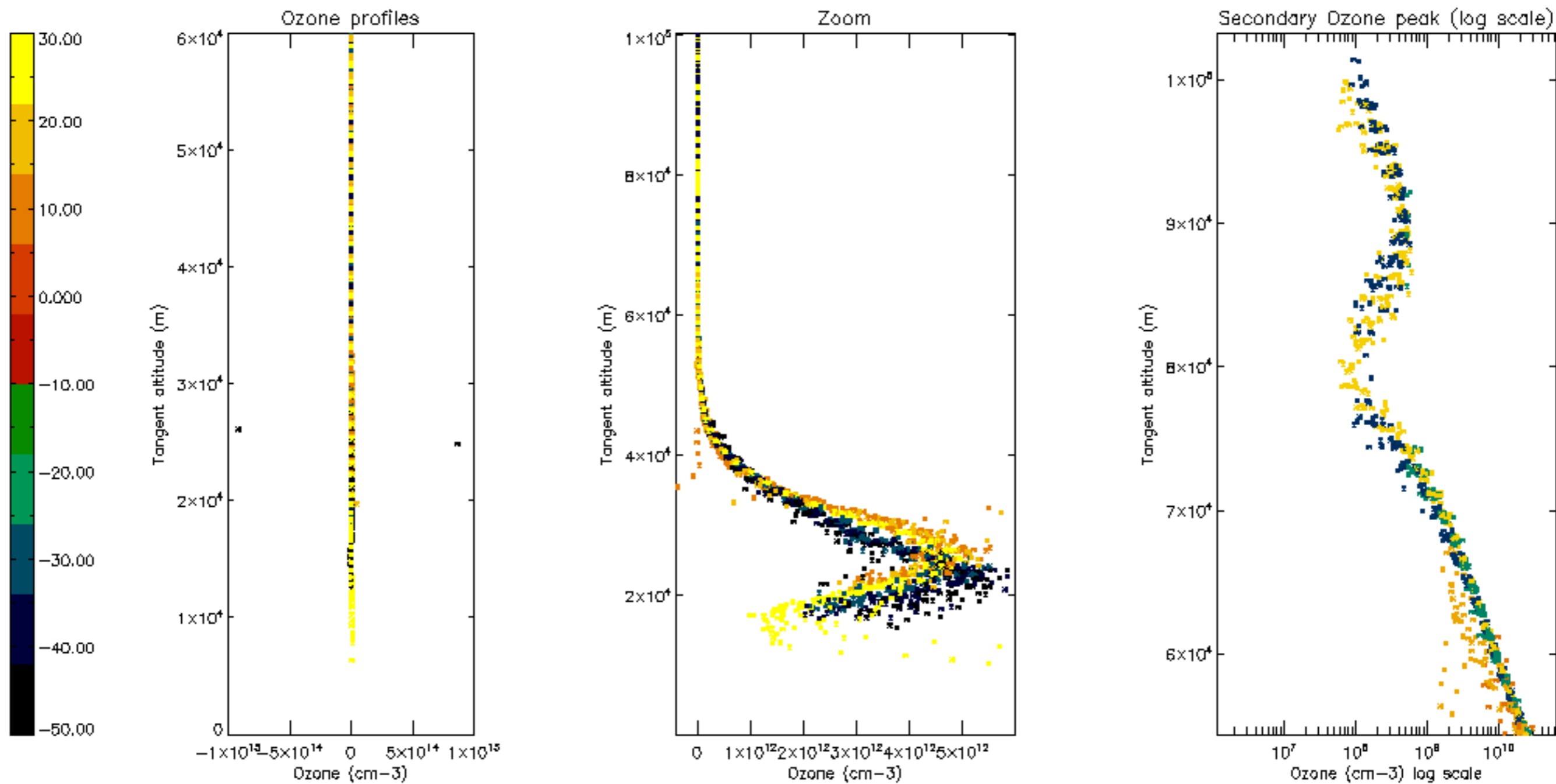
Percentage of star falling outside central band per profile

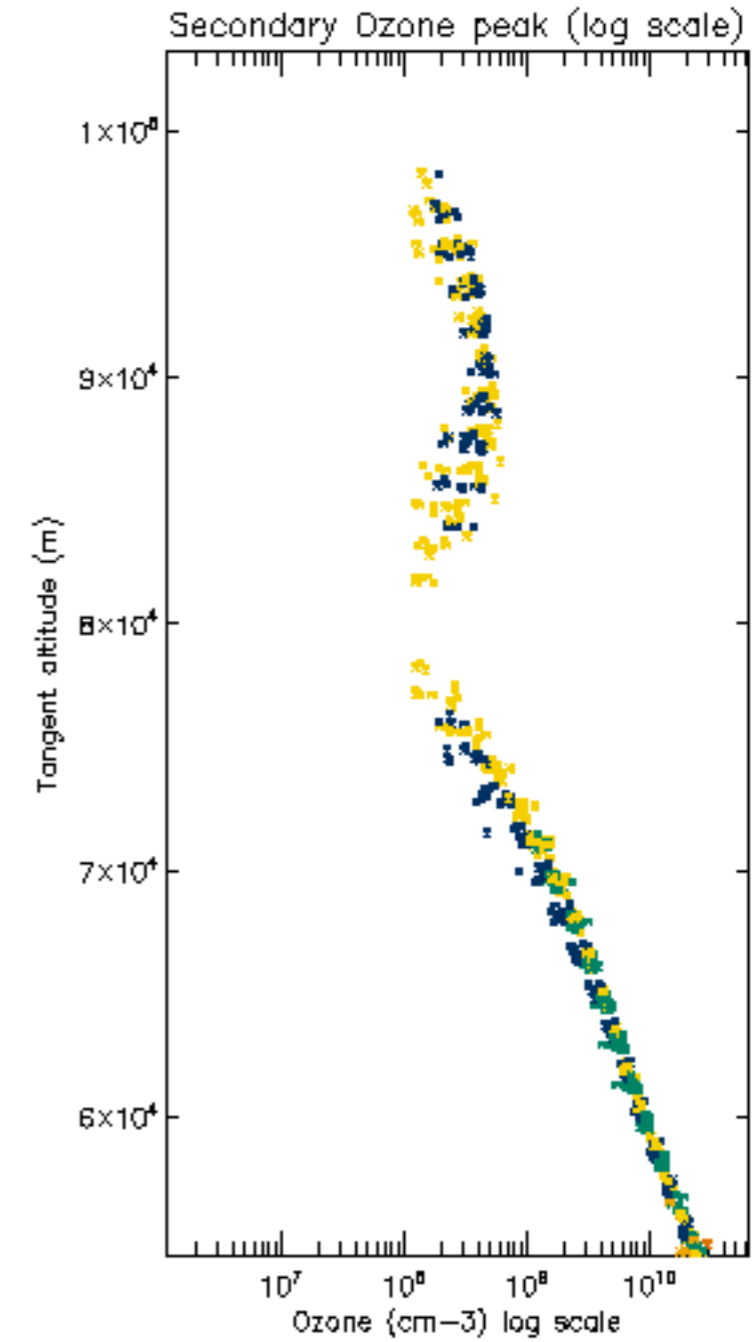
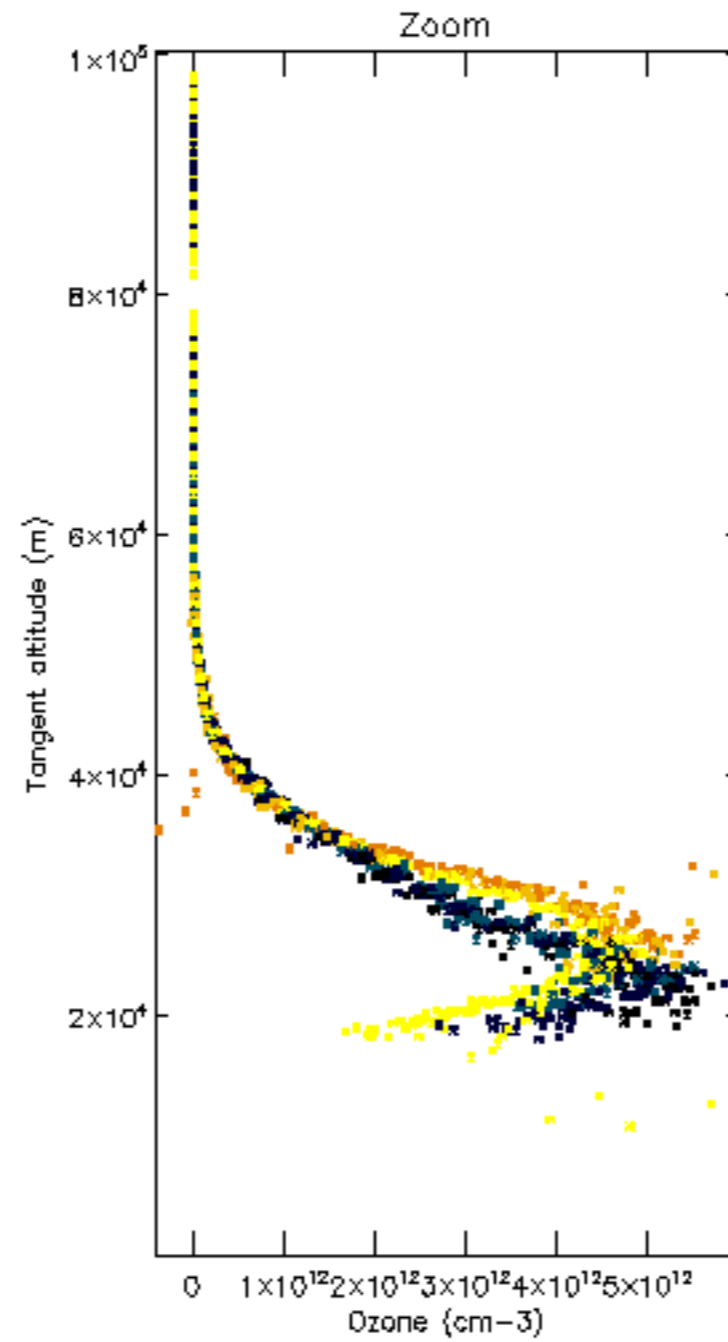
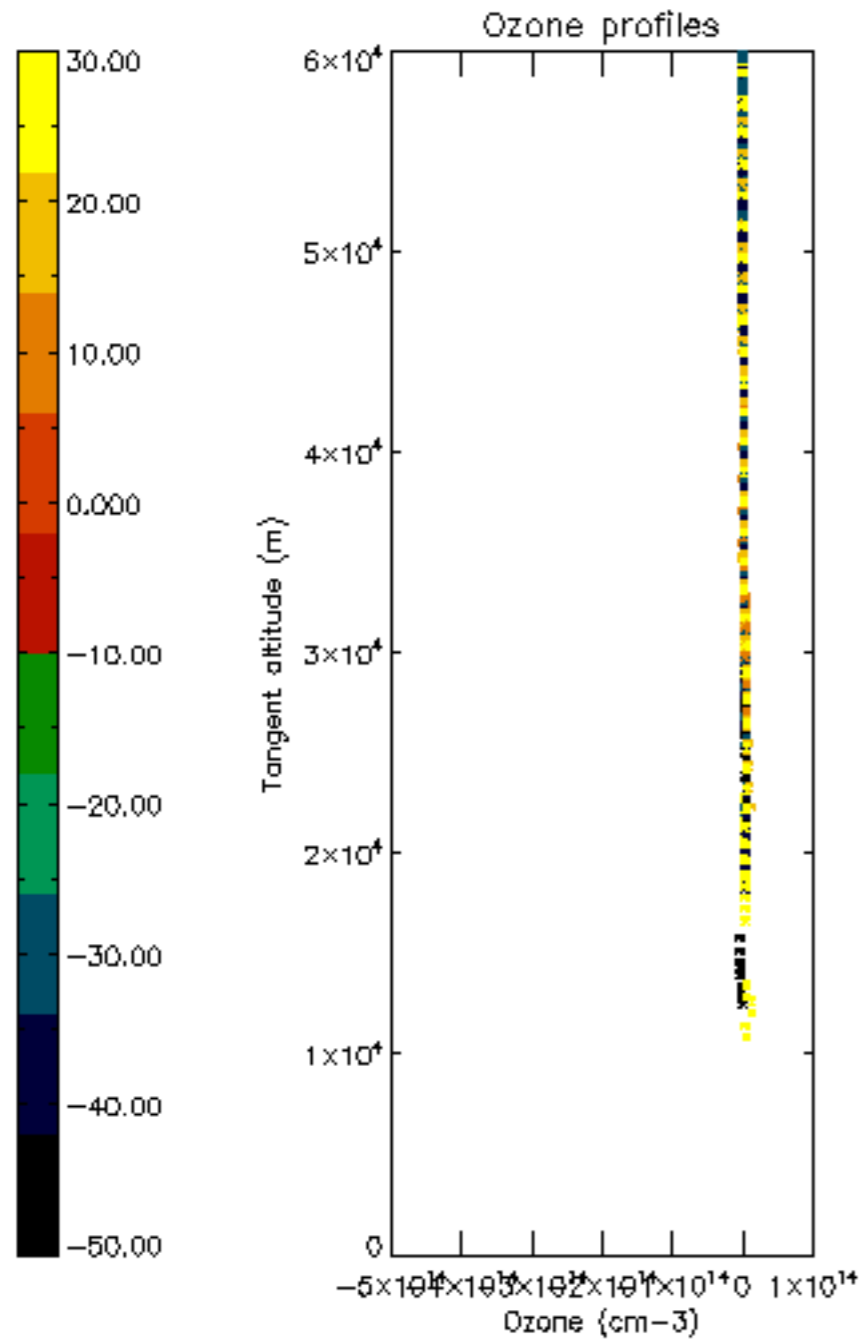


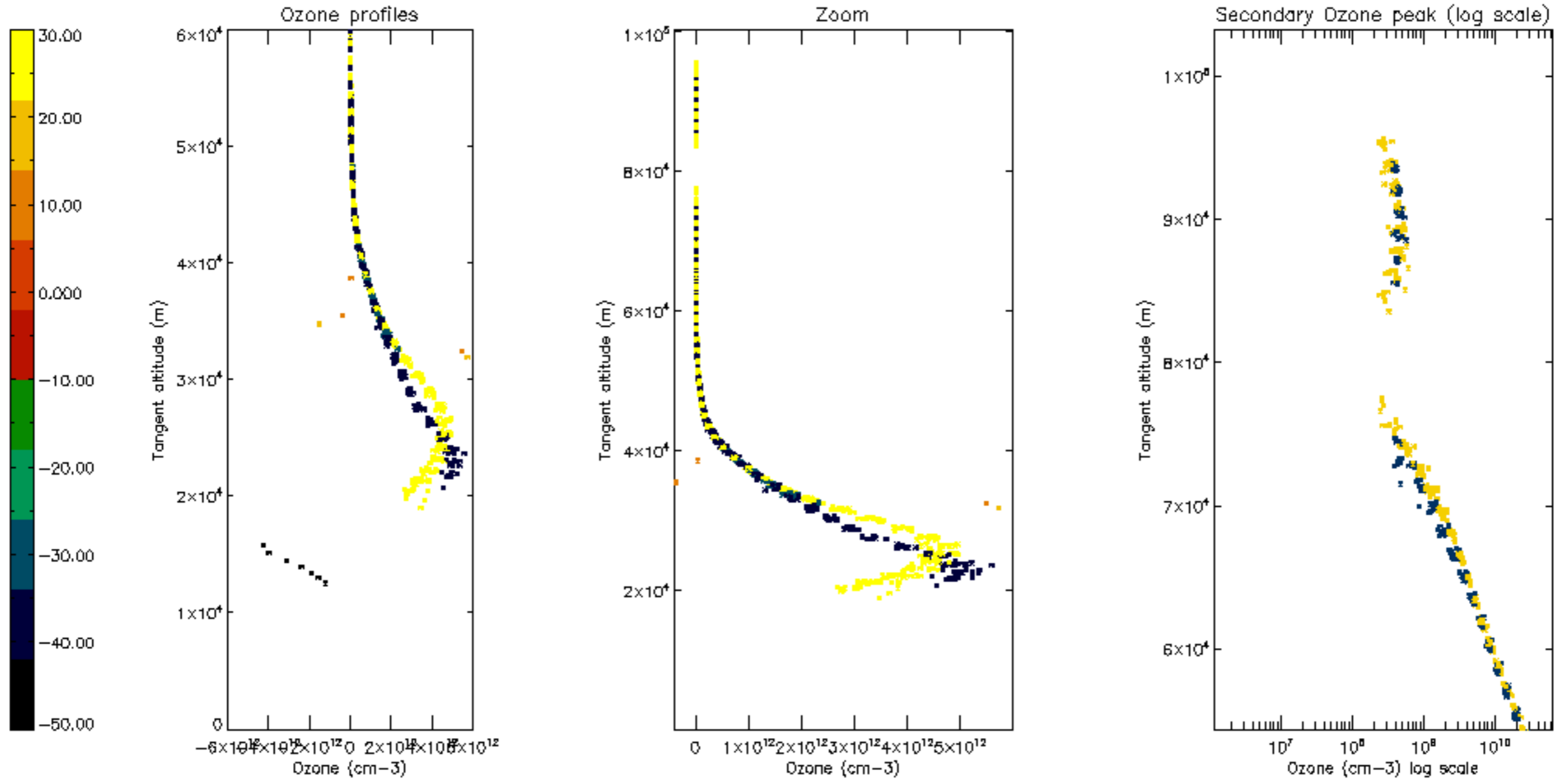
Percentage of saturation errors per profile

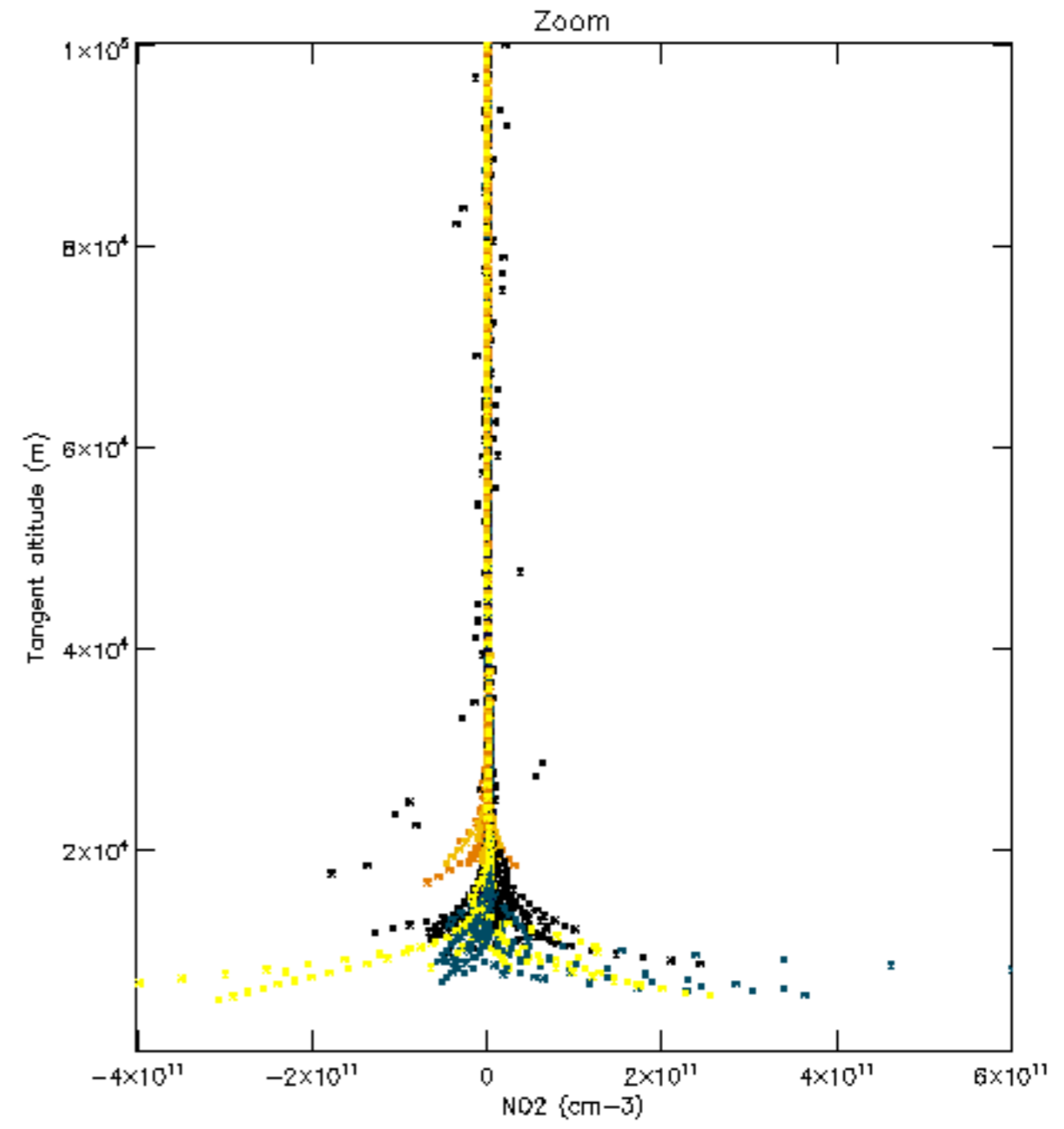
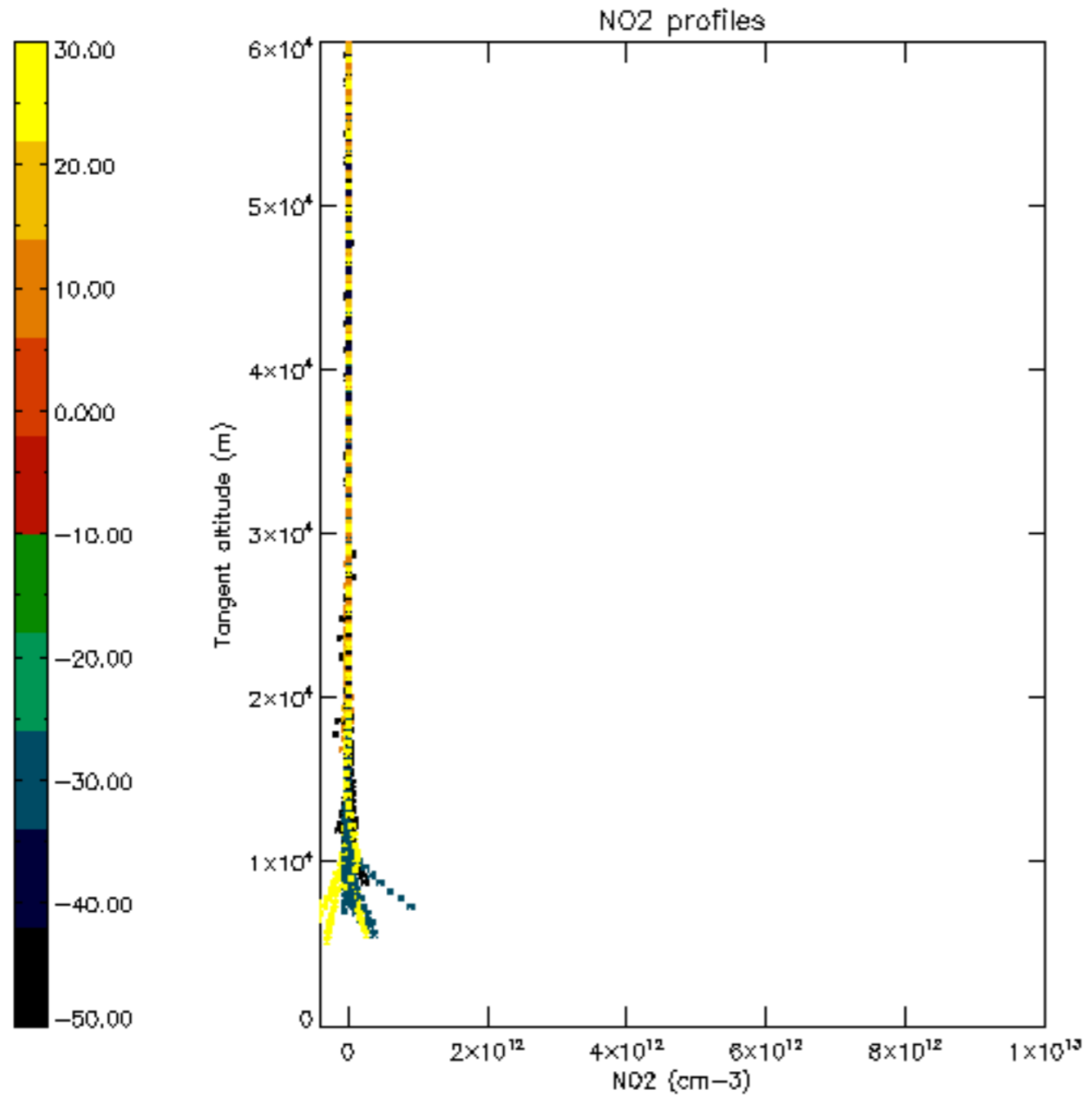


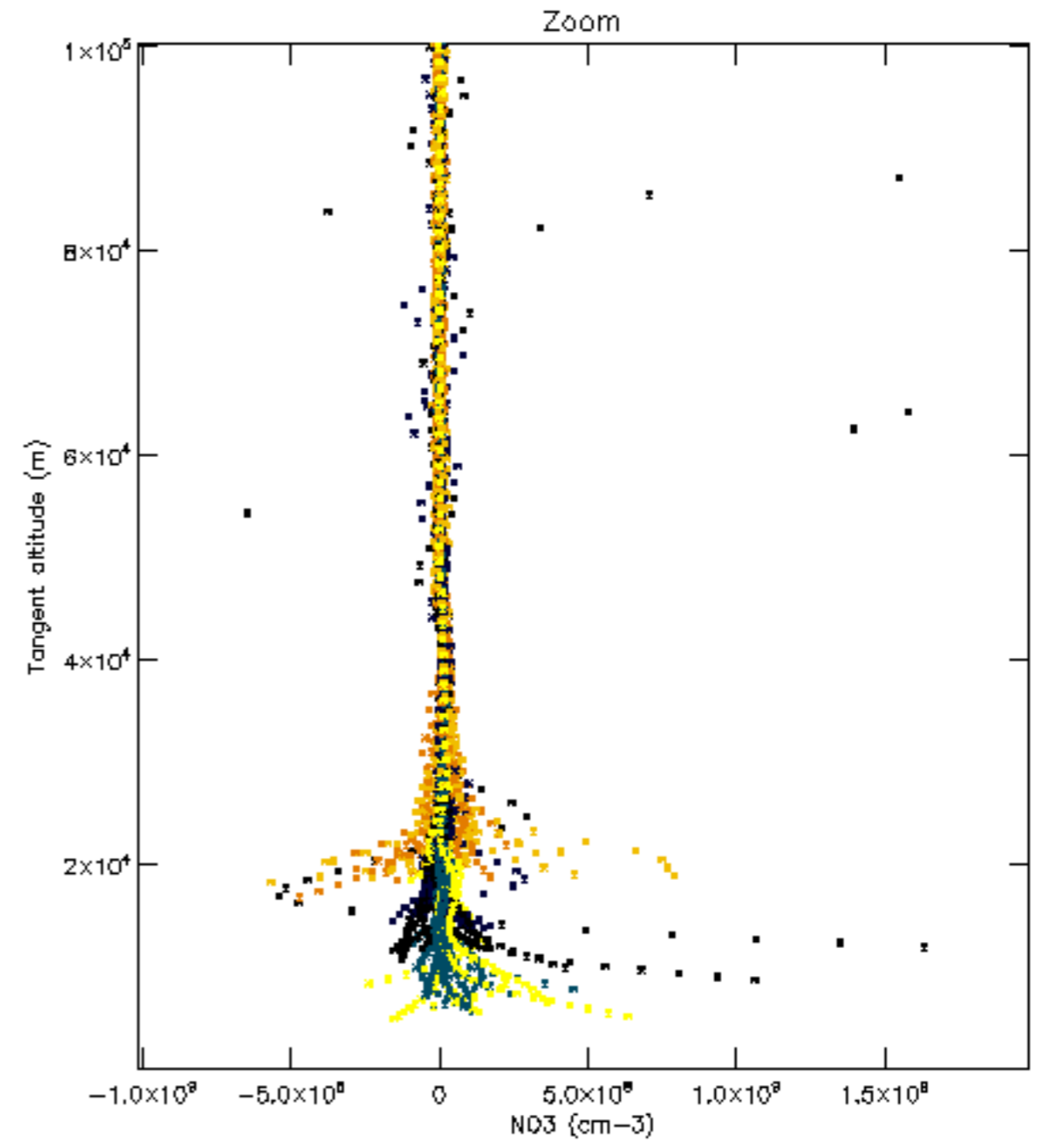
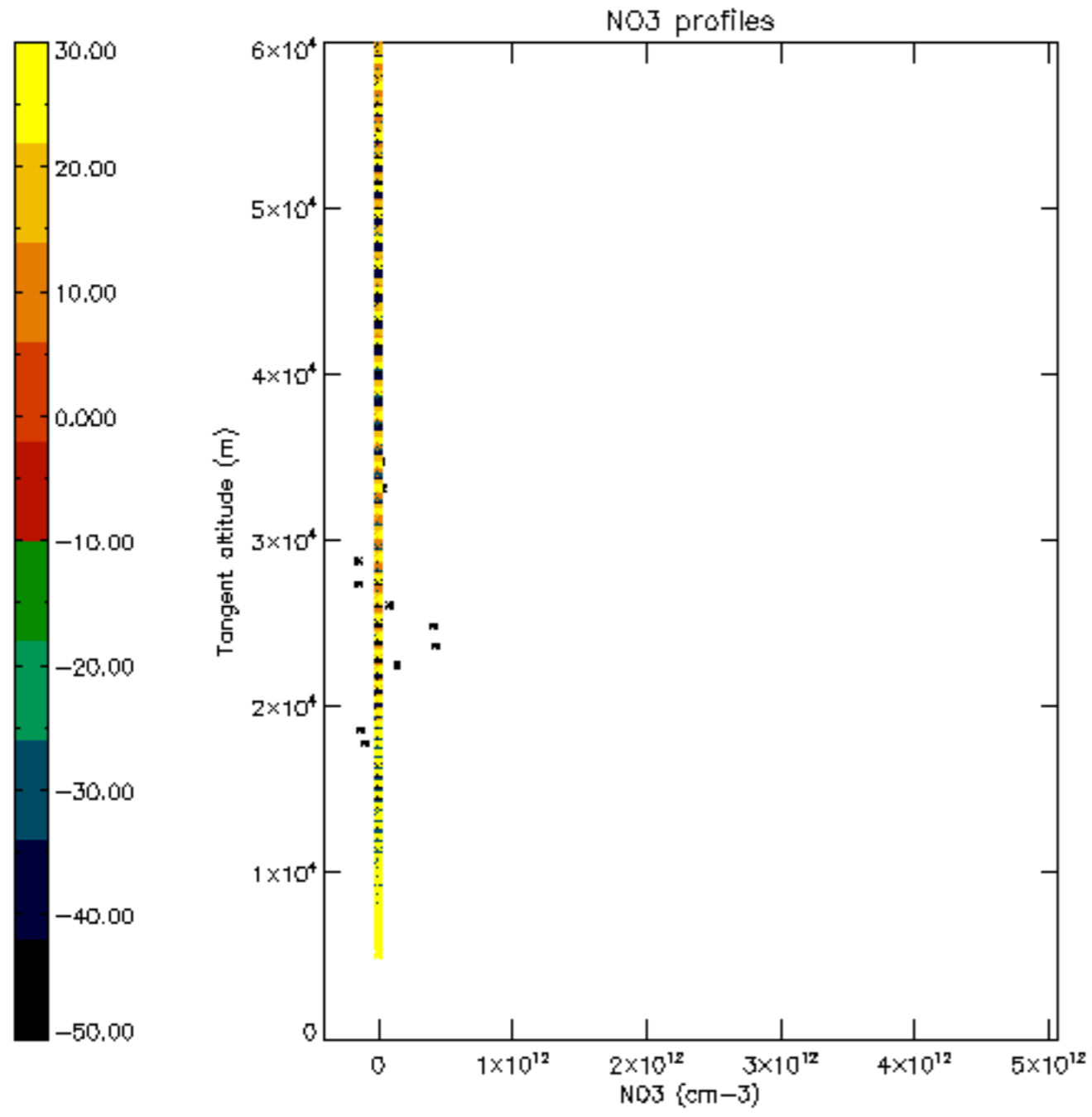


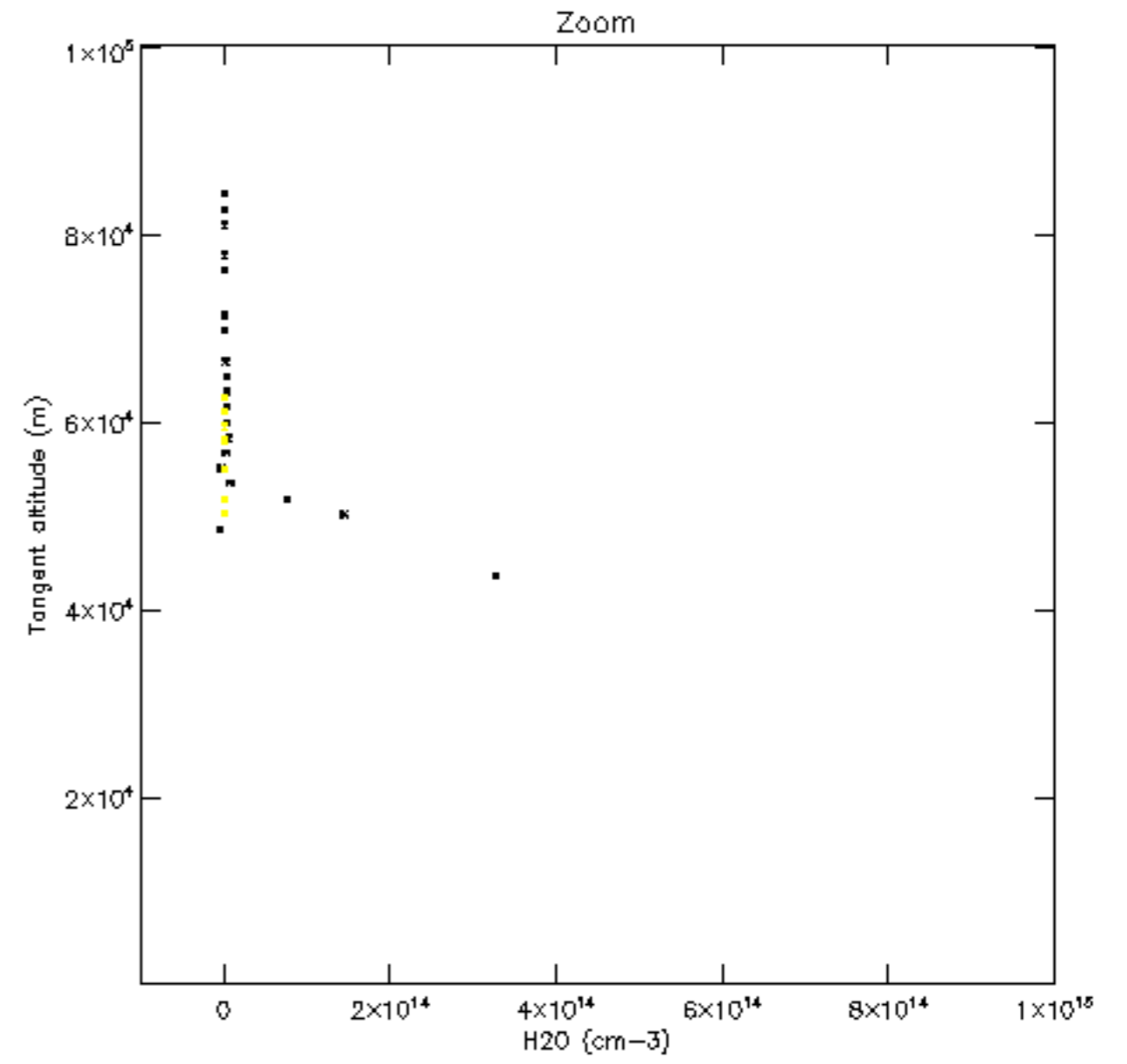
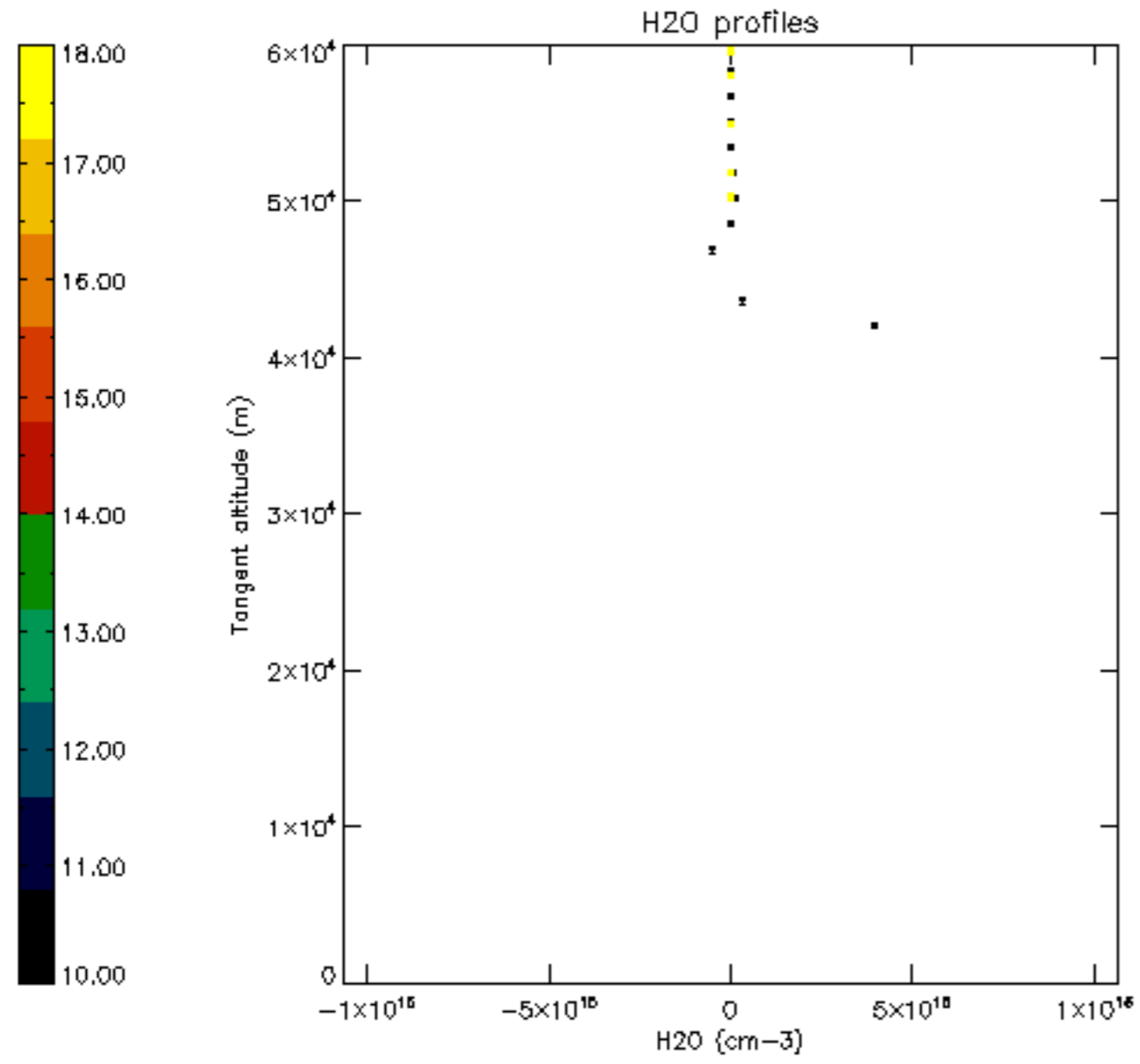


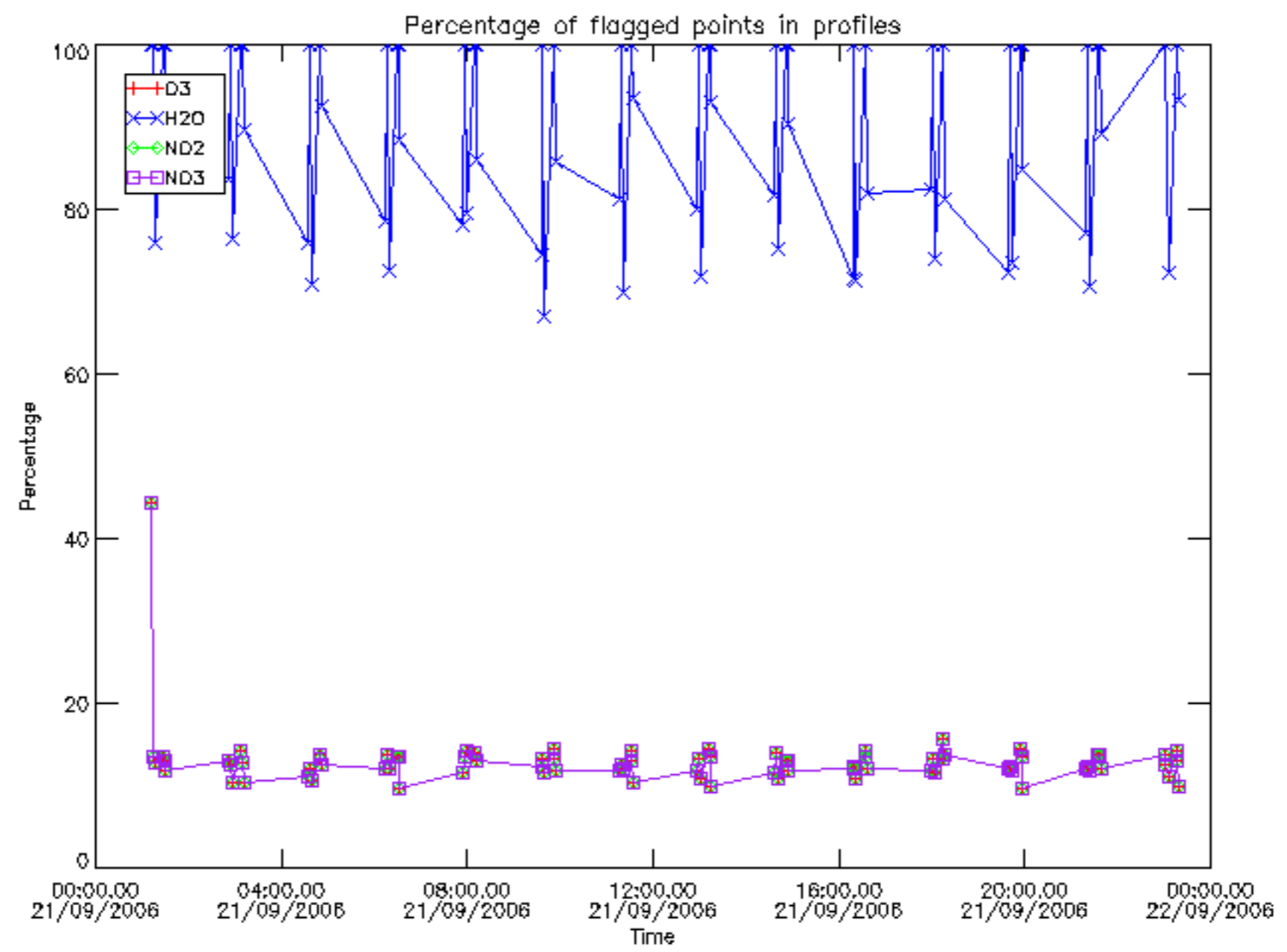




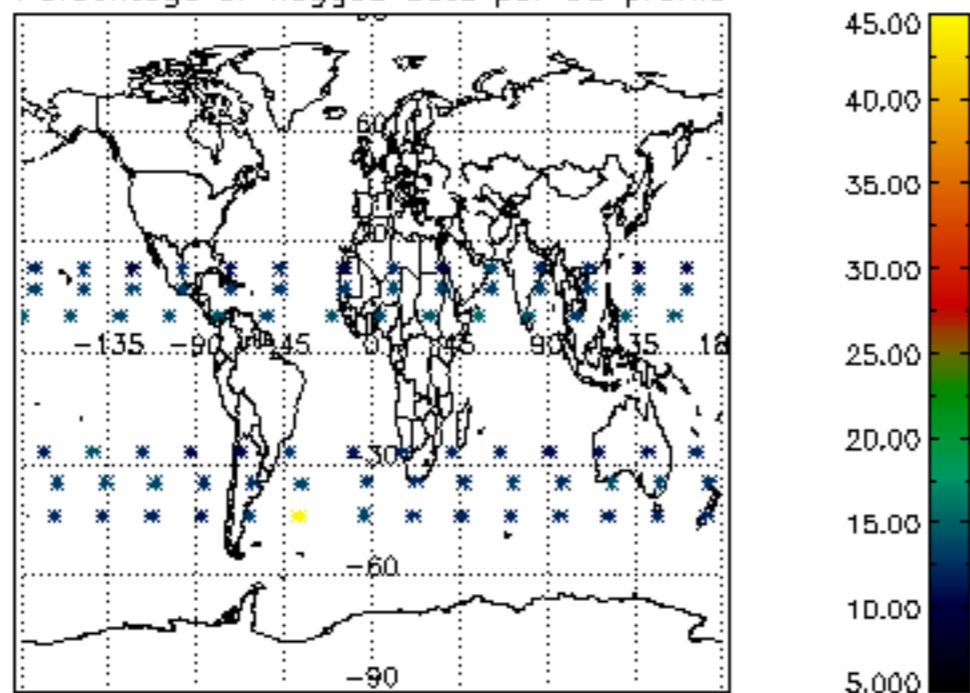




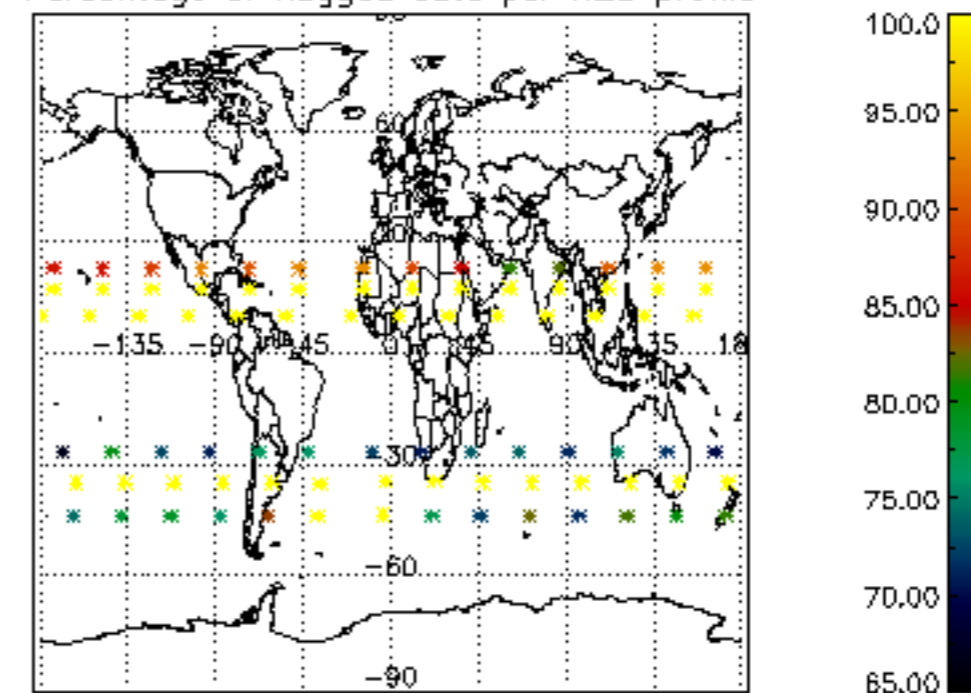




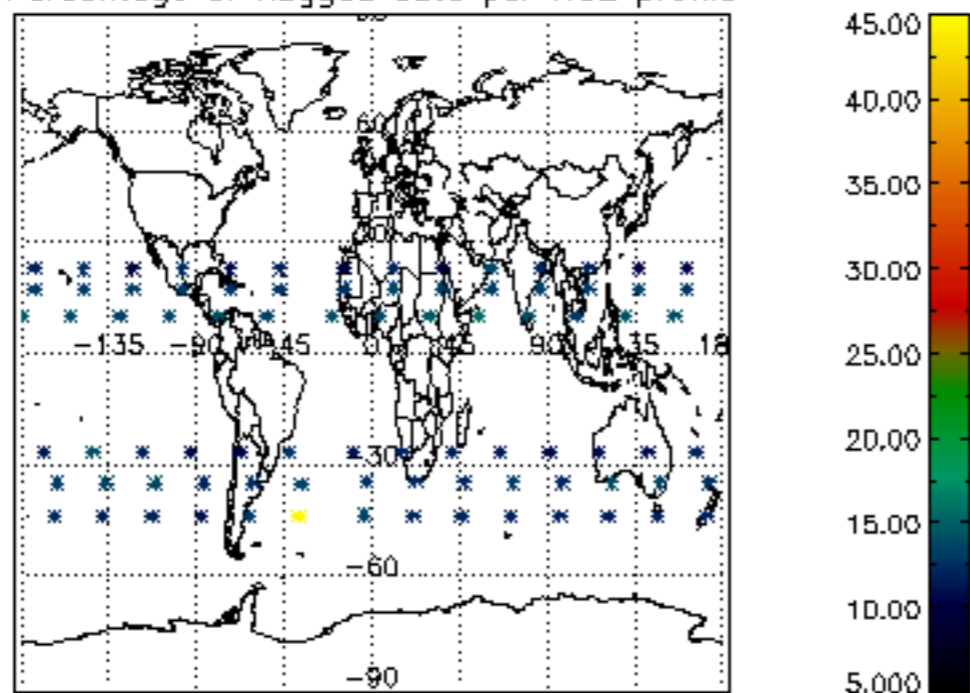
Percentage of flagged data per D3 profile



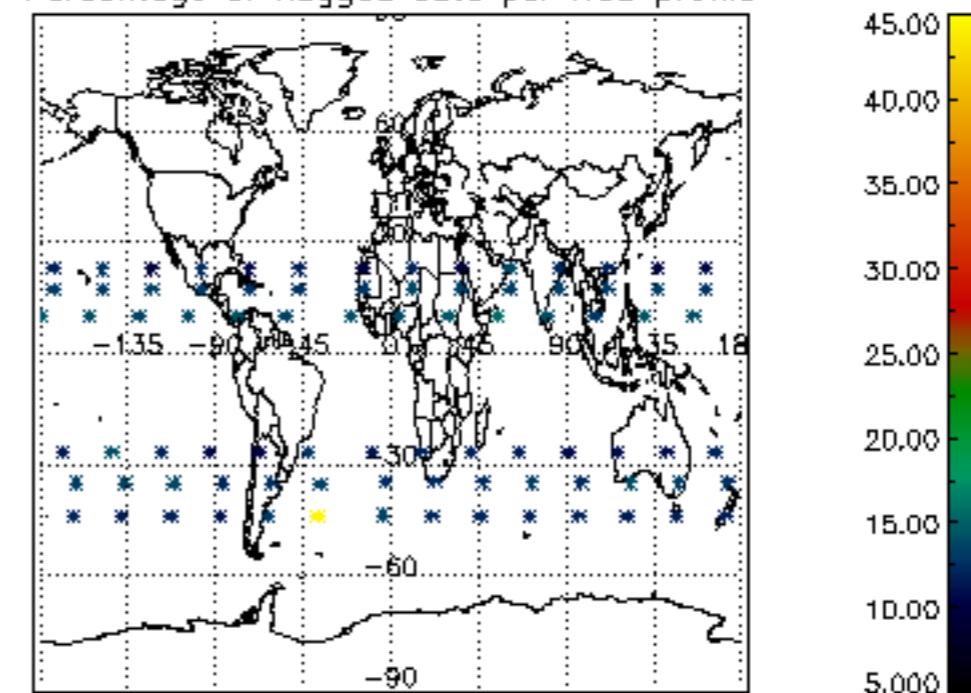
Percentage of flagged data per H2O profile

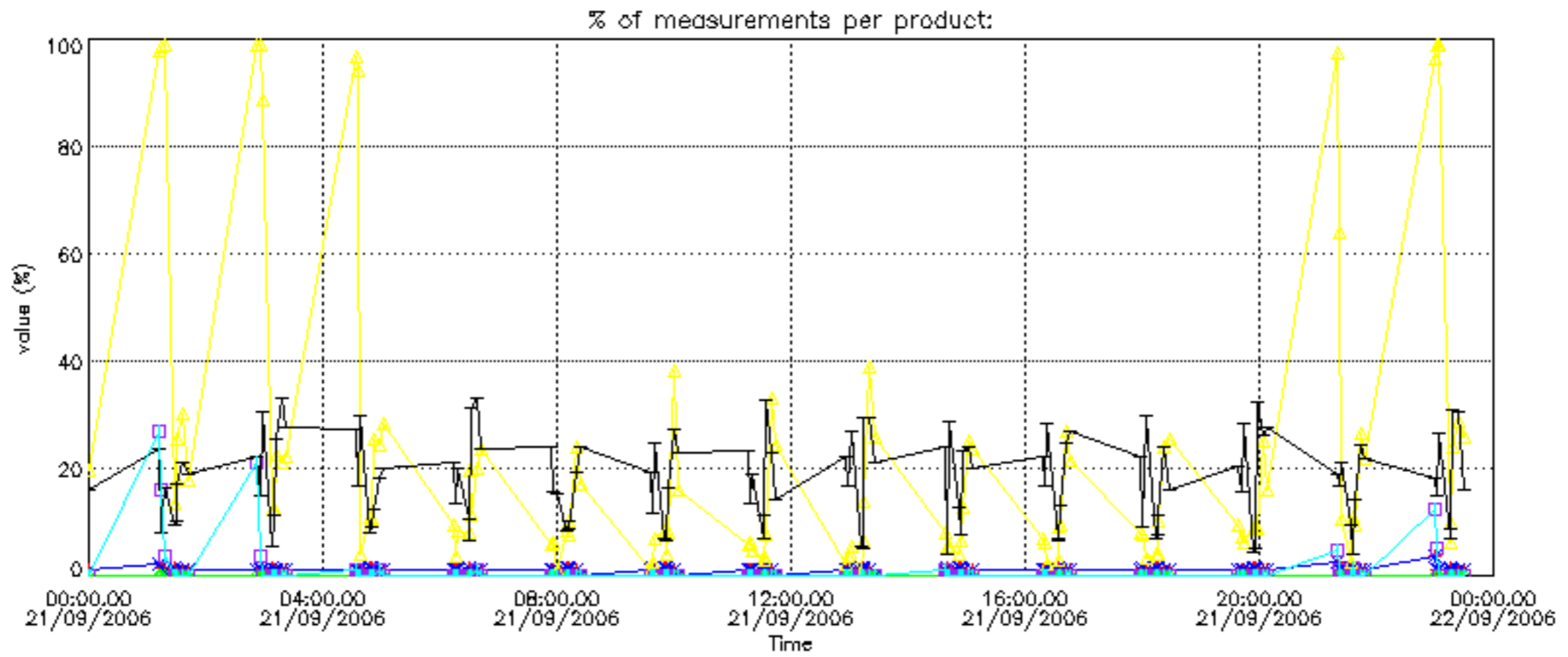


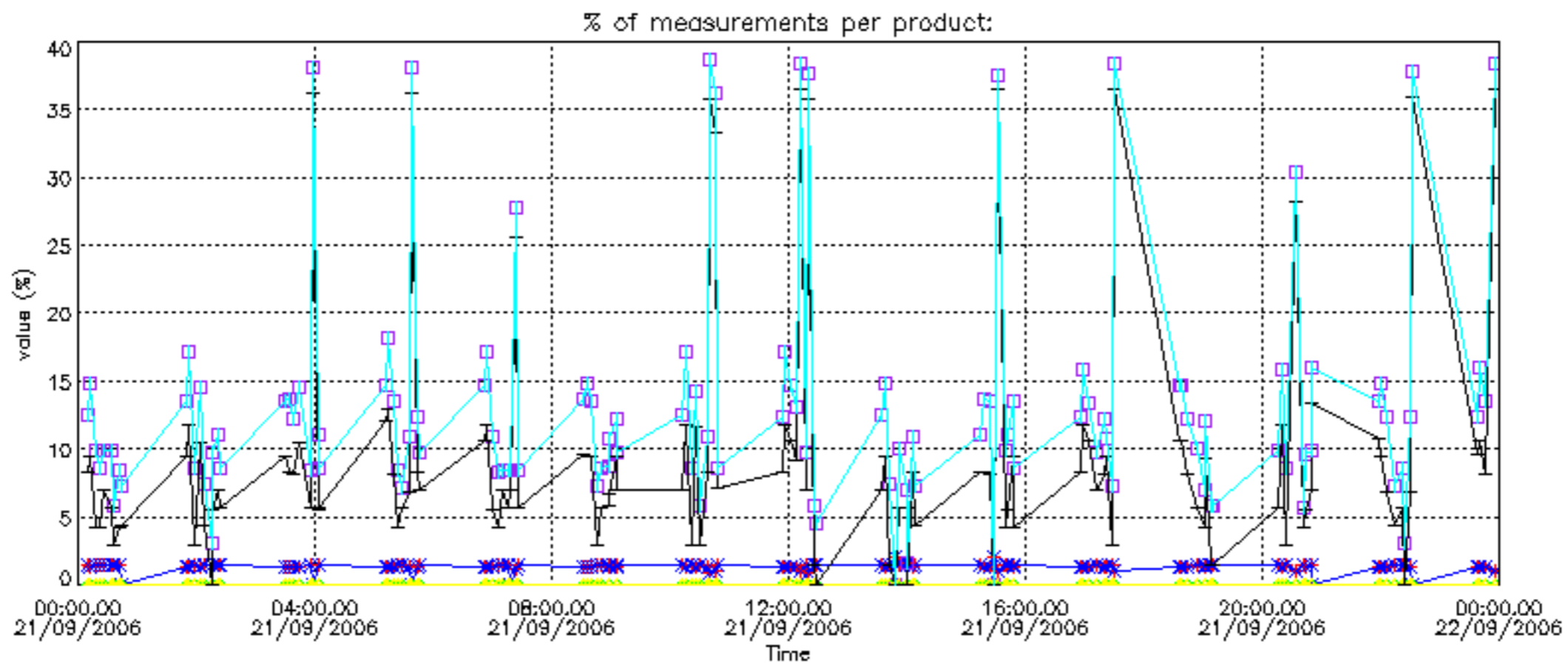
Percentage of flagged data per NO2 profile



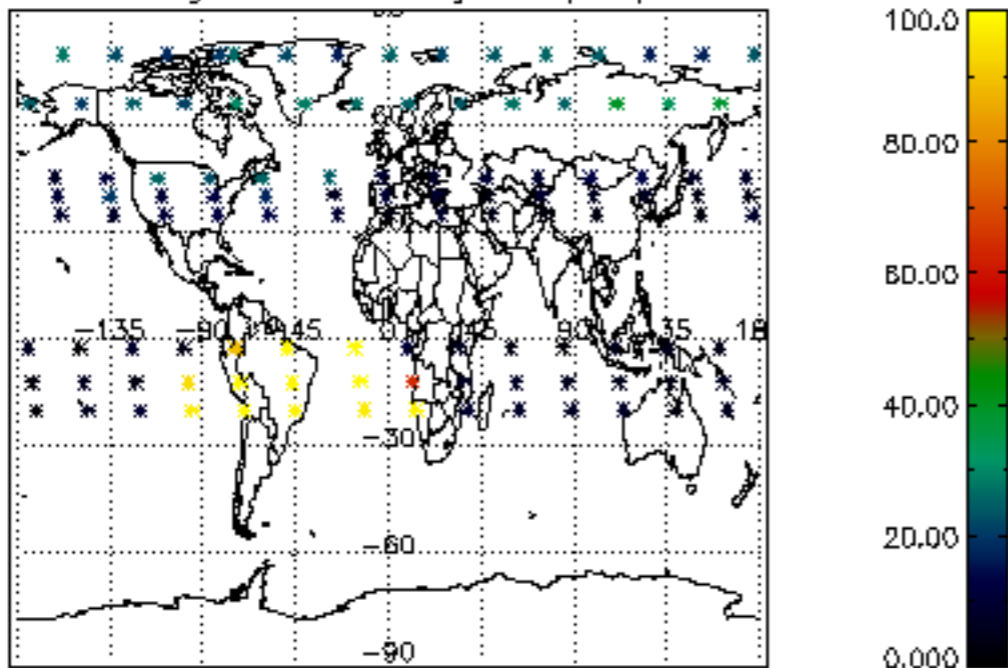
Percentage of flagged data per NO3 profile



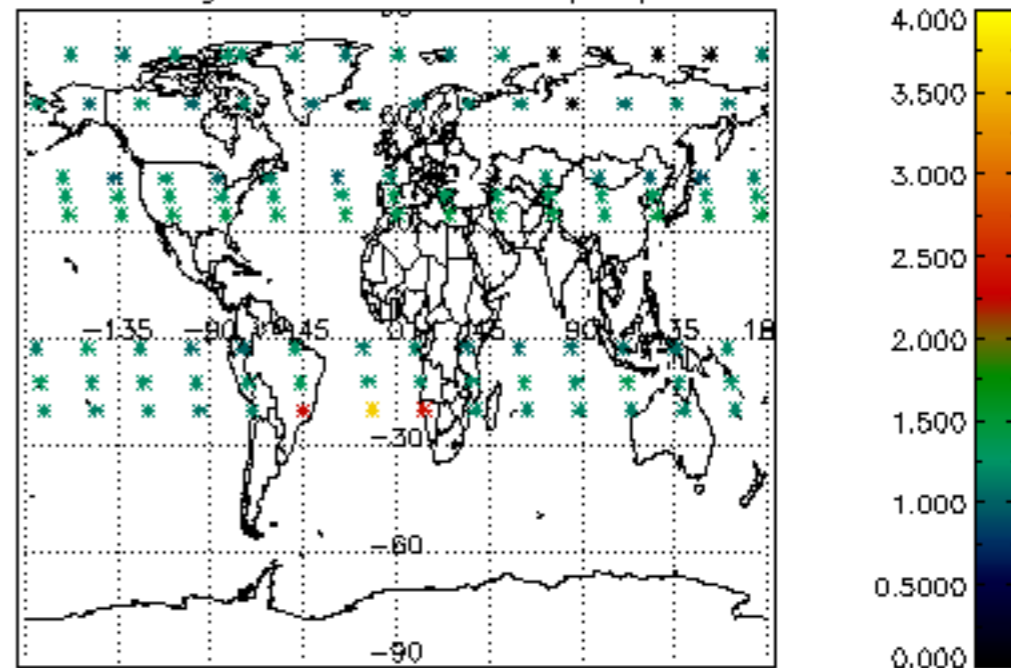




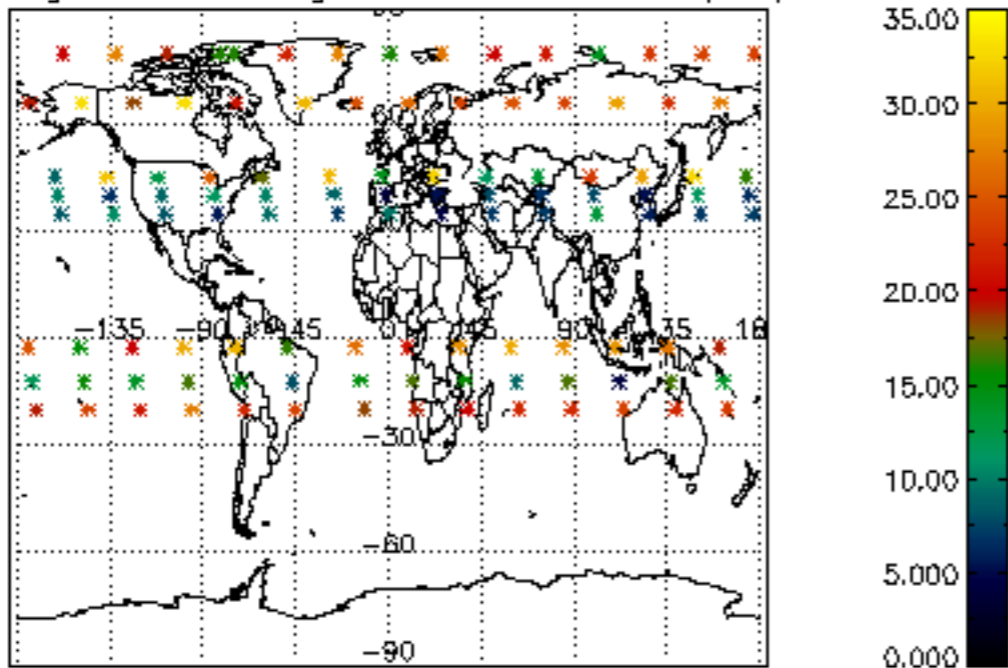
Percentage of cosmic ray hits per profile



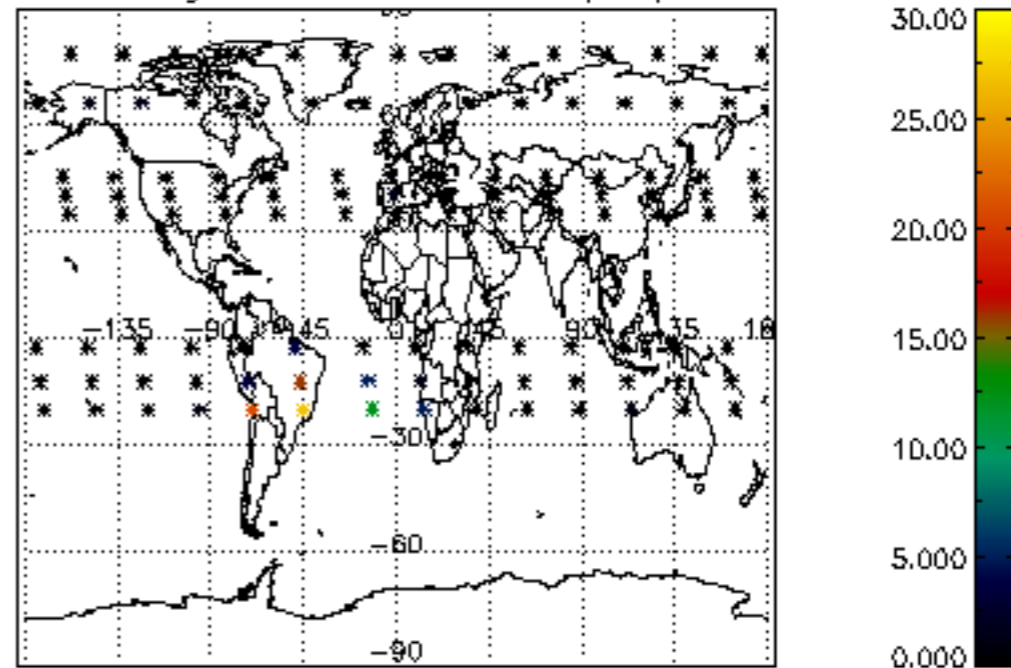
Percentage of datation errors per profile



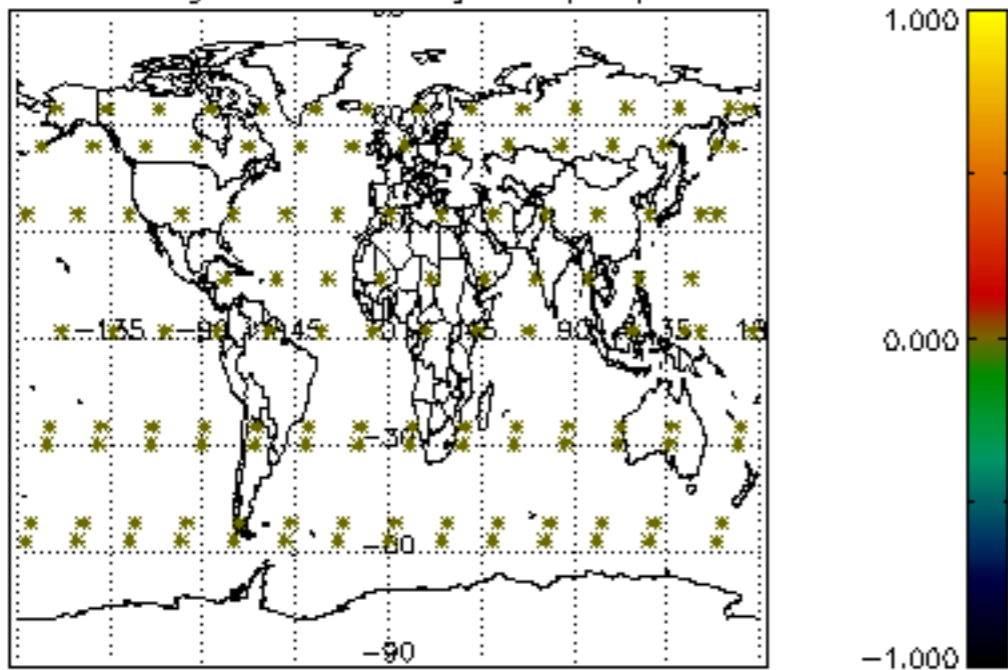
Percentage of star falling outside central band per profile



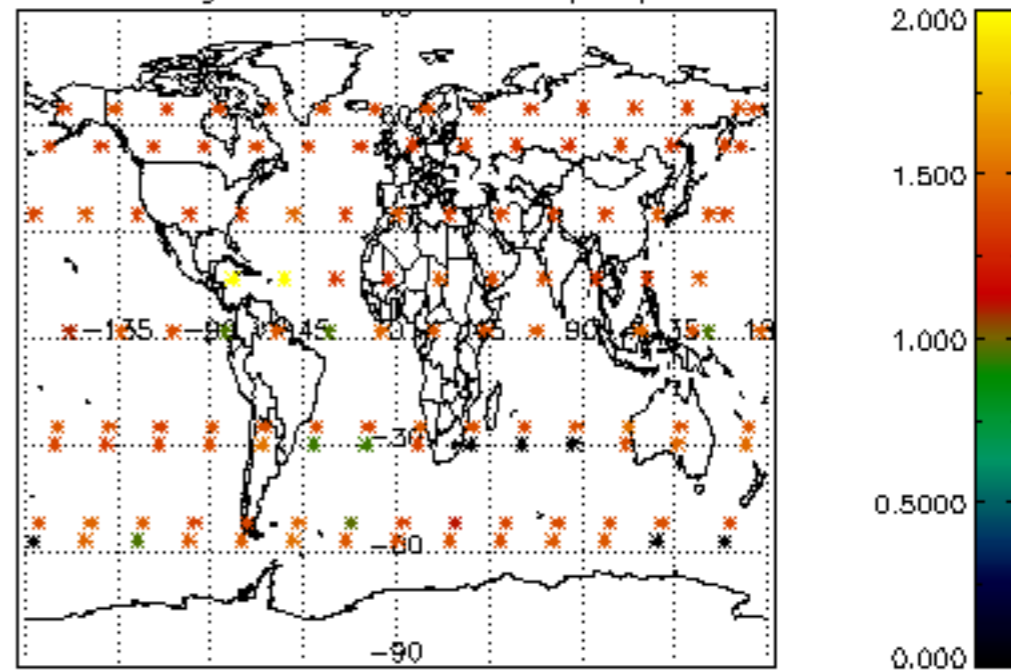
Percentage of saturation errors per profile



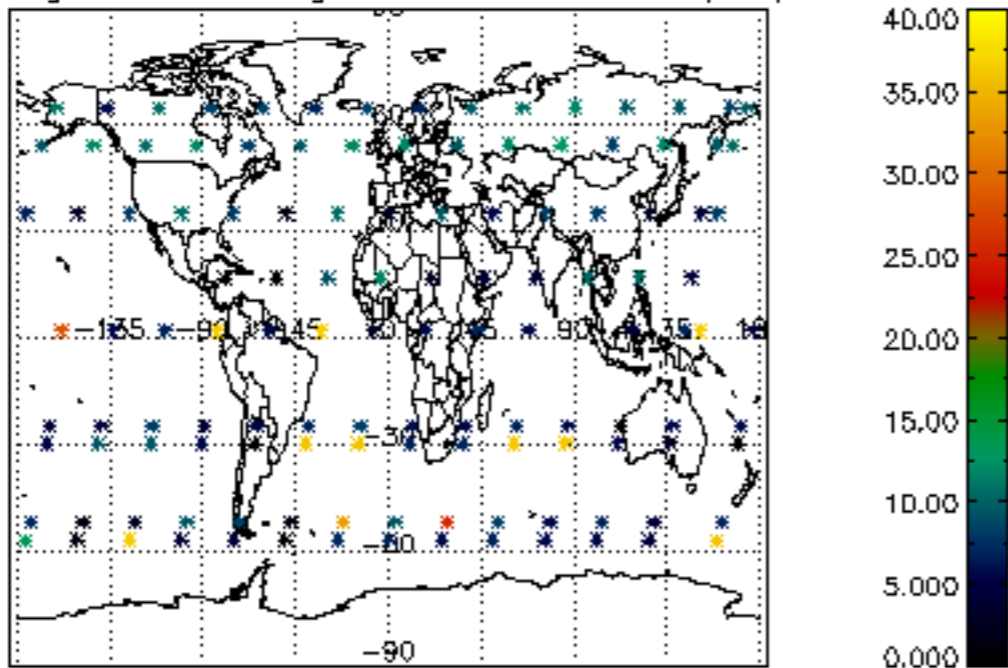
Percentage of cosmic ray hits per profile



Percentage of datation errors per profile



Percentage of star falling outside central band per profile



Percentage of saturation errors per profile

