

# GOMOS Level 2 Daily Report

## SUMMARY

### [1. General Info](#)

### [2. Summary of processed GOM\\_NL\\_2P products](#)

### [3. Level 2 Quality information per product](#)

#### [3.1 Plot of level 2 quality information per product \(time dependant\)](#)

#### [3.2 Plot of level 2 quality information per product \(world map\)](#)

### [4. Level 1 Quality information per product \(stored on level 2 products\)](#)

#### [4.1 Plot of level 1 quality information per product \(time dependant\)](#)

##### [4.1.1 Plot of level 1 quality information per product \(time dependant\): ASCENDING](#)

##### [4.1.2 Plot of level 1 quality information per product \(time dependant\): DESCENDING](#)

#### [4.2 Plot of level 1 quality information per product \(world map\)](#)

##### [4.2.1 Plot of level 1 quality information per product \(world map\): ASCENDING](#)

##### [4.2.2 Plot of level 1 quality information per product \(world map\): DESCENDING](#)

### [5. Ozone profiles based on quality statistics and other trace gas profiles](#)

#### [5.1 Ozone statistics based on quality of products](#)

#### [5.2 Plot ozone profiles for all STD \(dark without errors\)](#)

#### [5.3 Plot ozone profiles where STD < 20% \(dark without errors\)](#)

#### [5.4. Plot ozone profiles where STD < 10% \(dark without errors\)](#)

#### [5.5. Plot ozone profiles where STD < 5% \(dark without errors\)](#)

#### [5.6 Plot NO2 profiles for all STD \(dark without errors\)](#)

#### [5.7 Plot NO3 profiles for all STD \(dark without errors\)](#)

#### [5.8 Plot H2O profiles \(only for occultations of stars 1,2,3,4,13,14,16,26,63 dark without errors\) for all STD](#)

### [6. Auxiliary Data Files used for the production reported in section 2](#)

This report presents the daily analysis on parameters extracted from GOMOS level 2 data (GOM\_NL\_\_2P). It is intended to monitor some important parameters that will impact the quality of these products. A list of level 2 products (and content) that have arrived during the reporting day to the PCF is also given.

Item	Value
Time of report generation	24APR2013 04:18:39
Data source version	GOMOS/6.01
Start time of products	20-09-2006 (20SEP2006 00:00:00)
Stop time of products	21-09-2006 (21SEP2006 00:00:00)
Store outputs in DB	Yes
Nb of level 2 prods	230
Nb of prods with errors	0

## 2. Summary of processed GOM\_NL\_\_2P products.

Nr	Filename	UTC Start time	Limb	Duration	Star Id	Star Name	Star Mag	Star Temp	Nb Meas	Orbit	Prod. error
1	GOM_NL__2PRFIN20060920_000314_000000422051_00216_23817_1852.N1	20-SEP-2006 00:03:14	Dark	42.000	65	Lam Vel	2.2040	4400.0	84	23817	No
2	GOM_NL__2PRFIN20060920_000805_000000442051_00216_23817_1853.N1	20-SEP-2006 00:08:05	Dark	43.500	41	Eps Car	1.8600	4100.0	87	23817	No
3	GOM_NL__2PRFIN20060920_001837_000000372051_00217_23818_2050.N1	20-SEP-2006 00:18:37	Dark	37.000	135	Bet Hyi	2.8200	5800.0	74	23818	No
4	GOM_NL__2PRFIN20060920_002000_000000402051_00217_23818_2051.N1	20-SEP-2006 00:20:00	Dark	39.500	143	Alp Hyi	2.8570	7200.0	79	23818	No
5	GOM_NL__2PRFIN20060920_002127_000000472051_00217_23818_2052.N1	20-SEP-2006 00:21:27	Dark	47.000	9	Alp Eri	0.45300	24000.	94	23818	No
6	GOM_NL__2PRFIN20060920_002733_000000422051_00217_23818_2053.N1	20-SEP-2006 00:27:33	Straylight	41.500	63	Bet Gru	2.1500	2800.0	83	23818	No
7	GOM_NL__2PRFIN20060920_003208_000000422051_00217_23818_2054.N1	20-SEP-2006 00:32:08	Straylight	42.000	18	24Alp PsA	1.1660	9700.0	84	23818	No
8	GOM_NL__2PRFIN20060920_003638_000000392051_00217_23818_2055.N1	20-SEP-2006 00:36:38	Twilight_and_stray	38.500	142	49Del Cap	2.8500	8900.0	77	23818	No
9	GOM_NL__2PRFIN20060920_004049_000000362051_00217_23818_2056.N1	20-SEP-2006 00:40:49	Bright	36.000	162	34Alp Aqr	2.9440	5350.0	72	23818	No
10	GOM_NL__2PRFIN20060920_004350_000000372051_00217_23818_2057.N1	20-SEP-2006 00:43:50	Bright	37.000	61	8Eps Peg	2.1000	3900.0	74	23818	No
11	GOM_NL__2PRFIN20060920_005421_000000382051_00217_23818_2058.N1	20-SEP-2006 00:54:21	Bright	37.500	19	50Alp Cyg	1.2460	10500.	75	23818	No
12	GOM_NL__2PRFIN20060920_005832_000000342051_00217_23818_2059.N1	20-SEP-2006 00:58:32	Bright	33.500	89	5Alp Cep	2.4510	8000.0	67	23818	No
13	GOM_NL__2PRFIN20060920_010607_000000332051_00217_23818_2060.N1	20-SEP-2006 01:06:07	Bright	32.500	49	1Alp UMi	1.9900	6300.0	65	23818	No
14	GOM_NL__2PRFIN20060920_011338_000000372051_00217_23818_2061.N1	20-SEP-2006 01:13:38	Bright	36.500	36	50Alp UMa	1.8000	6300.0	73	23818	No
15	GOM_NL__2PRFIN20060920_011506_000000372051_00217_23818_2062.N1	20-SEP-2006 01:15:06	Bright	37.000	82	48Bet UMa	2.3650	10600.	74	23818	No
16	GOM_NL__2PRFIN20060920_014014_000000392051_00217_23818_2063.N1	20-SEP-2006 01:40:14	Dark	39.000	132	15Rho Pup	2.8030	6900.0	78	23818	No
17	GOM_NL__2PRFIN20060920_014350_000000432051_00217_23818_2064.N1	20-SEP-2006 01:43:50	Dark	42.500	65	Lam Vel	2.2040	4400.0	85	23818	No
18	GOM_NL__2PRFIN20060920_014841_000000432051_00217_23818_2065.N1	20-SEP-2006 01:48:41	Dark	42.500	41	Eps Car	1.8600	4100.0	85	23818	No
19	GOM_NL__2PRFIN20060920_015913_000000372051_00218_23819_1838.N1	20-SEP-2006 01:59:13	Dark	37.000	135	Bet Hyi	2.8200	5800.0	74	23819	No
20	GOM_NL__2PRFIN20060920_020037_000000392051_00218_23819_1839.N1	20-SEP-2006 02:00:37	Dark	39.000	143	Alp Hyi	2.8570	7200.0	78	23819	No
21	GOM_NL__2PRFIN20060920_020203_000000422051_00218_23819_1840.N1	20-SEP-2006 02:02:03	Dark	42.000	9	Alp Eri	0.45300	24000.	84	23819	No
22	GOM_NL__2PRFIN20060920_020809_000000512051_00218_23819_1841.N1	20-SEP-2006 02:08:09	Straylight	50.500	63	Bet Gru	2.1500	2800.0	101	23819	No
23	GOM_NL__2PRFIN20060920_021244_000000472051_00218_23819_1842.N1	20-SEP-2006 02:12:44	Straylight	47.000	18	24Alp PsA	1.1660	9700.0	94	23819	No
24	GOM_NL__2PRFIN20060920_021714_000000392051_00218_23819_1843.N1	20-SEP-2006 02:17:14	Twilight_and_stray	39.000	142	49Del Cap	2.8500	8900.0	78	23819	No
25	GOM_NL__2PRFIN20060920_022125_000000372051_00218_23819_1844.N1	20-SEP-2006 02:21:25	Bright	37.000	162	34Alp Aqr	2.9440	5350.0	74	23819	No
26	GOM_NL__2PRFIN20060920_022427_000000372051_00218_23819_1845.N1	20-SEP-2006 02:24:27	Bright	37.000	61	8Eps Peg	2.1000	3900.0	74	23819	No
27	GOM_NL__2PRFIN20060920_023457_000000372051_00218_23819_1846.N1	20-SEP-2006 02:34:57	Bright	36.500	19	50Alp Cyg	1.2460	10500.	73	23819	No
28	GOM_NL__2PRFIN20060920_023908_000000352051_00218_23819_1847.N1	20-SEP-2006 02:39:08	Bright	34.500	89	5Alp Cep	2.4510	8000.0	69	23819	No
29	GOM_NL__2PRFIN20060920_024643_000000352051_00218_23819_1848.N1	20-SEP-2006 02:46:43	Bright	35.000	49	1Alp UMi	1.9900	6300.0	70	23819	No
30	GOM_NL__2PRFIN20060920_025414_000000362051_00218_23819_1849.N1	20-SEP-2006 02:54:14	Bright	35.500	36	50Alp UMa	1.8000	6300.0	71	23819	No
31	GOM_NL__2PRFIN20060920_025542_000000372051_00218_23819_1850.N1	20-SEP-2006 02:55:42	Bright	37.000	82	48Bet UMa	2.3650	10600.	74	23819	No
32	GOM_NL__2PRFIN20060920_032050_000000392051_00218_23819_1851.N1	20-SEP-2006 03:20:50	Dark	39.000	132	15Rho Pup	2.8030	6900.0	78	23819	No
33	GOM_NL__2PRFIN20060920_032426_000000412051_00218_23819_1852.N1	20-SEP-2006 03:24:26	Dark	40.500	65	Lam Vel	2.2040	4400.0	81	23819	No
34	GOM_NL__2PRFIN20060920_032918_000000492051_00218_23819_1853.N1	20-SEP-2006 03:29:18	Dark	48.500	41	Eps Car	1.8600	4100.0	97	23819	No
35	GOM_NL__2PRFIN20060920_033949_000000372051_00219_23820_1838.N1	20-SEP-2006 03:39:49	Dark	37.000	135	Bet Hyi	2.8200	5800.0	74	23820	No
36	GOM_NL__2PRFIN20060920_034113_000000392051_00219_23820_1839.N1	20-SEP-2006 03:41:13	Dark	39.000	143	Alp Hyi	2.8570	7200.0	78	23820	No
37	GOM_NL__2PRFIN20060920_034240_000000442051_00219_23820_1840.N1	20-SEP-2006 03:42:40	Dark	44.000	9	Alp Eri	0.45300	24000.	88	23820	No
38	GOM_NL__2PRFIN20060920_034846_000000392051_00219_23820_1841.N1	20-SEP-2006 03:48:46	Straylight	39.000	63	Bet Gru	2.1500	2800.0	78	23820	No
39	GOM_NL__2PRFIN20060920_035320_000000442051_00219_23820_1842.N1	20-SEP-2006 03:53:20	Straylight	44.000	18	24Alp PsA	1.1660	9700.0	88	23820	No
40	GOM_NL__2PRFIN20060920_035750_000000402051_00219_23820_1843.N1	20-SEP-2006 03:57:50	Twilight_and_stray	40.000	142	49Del Cap	2.8500	8900.0	80	23820	No
41	GOM_NL__2PRFIN20060920_040201_000000372051_00219_23820_1844.N1	20-SEP-2006 04:02:01	Bright	36.500	162	34Alp Aqr	2.9440	5350.0	73	23820	No
42	GOM_NL__2PRFIN20060920_040503_000000362051_00219_23820_1845.N1	20-SEP-2006 04:05:03	Bright	36.000	61	8Eps Peg	2.1000	3900.0	72	23820	No

43	GOM_NL__2PRFIN20060920_041035_000000282051_00219_23820_1846.N1	20-SEP-2006 04:10:35	Bright	28.000	164	44Eta Peg	2.9480	5400.0	56	23820	No
44	GOM_NL__2PRFIN20060920_041534_000000372051_00219_23820_1847.N1	20-SEP-2006 04:15:34	Bright	36.500	19	50Alp Cyg	1.2460	10500.	73	23820	No
45	GOM_NL__2PRFIN20060920_041944_000000342051_00219_23820_1848.N1	20-SEP-2006 04:19:44	Bright	34.000	89	5Alp Cep	2.4510	8000.0	68	23820	No
46	GOM_NL__2PRFIN20060920_042719_000000352051_00219_23820_1849.N1	20-SEP-2006 04:27:19	Bright	35.000	49	1Alp UMi	1.9900	6300.0	70	23820	No
47	GOM_NL__2PRFIN20060920_043450_000000352051_00219_23820_1850.N1	20-SEP-2006 04:34:50	Bright	35.000	36	50Alp UMa	1.8000	6300.0	70	23820	No
48	GOM_NL__2PRFIN20060920_043618_000000342051_00219_23820_1851.N1	20-SEP-2006 04:36:18	Bright	34.000	82	48Bet UMa	2.3650	10600.	68	23820	No
49	GOM_NL__2PRFIN20060920_050127_000000262051_00219_23820_1852.N1	20-SEP-2006 05:01:27	Dark	26.000	132	15Rho Pup	2.8030	6900.0	52	23820	No
50	GOM_NL__2PRFIN20060920_050503_000000452051_00219_23820_1853.N1	20-SEP-2006 05:05:03	Dark	44.500	65	Lam Vel	2.2040	4400.0	89	23820	No
51	GOM_NL__2PRFIN20060920_050954_000000472051_00219_23820_1854.N1	20-SEP-2006 05:09:54	Dark	47.000	41	Eps Car	1.8600	4100.0	94	23820	No
52	GOM_NL__2PRFIN20060920_052025_000000372051_00220_23821_1838.N1	20-SEP-2006 05:20:25	Dark	37.000	135	Bet Hyi	2.8200	5800.0	74	23821	No
53	GOM_NL__2PRFIN20060920_052150_000000392051_00220_23821_1839.N1	20-SEP-2006 05:21:50	Dark	39.000	143	Alp Hyi	2.8570	7200.0	78	23821	No
54	GOM_NL__2PRFIN20060920_052316_000000432051_00220_23821_1840.N1	20-SEP-2006 05:23:16	Dark	42.500	9	Alp Eri	0.45300	24000.	85	23821	No
55	GOM_NL__2PRFIN20060920_052922_000000502051_00220_23821_1841.N1	20-SEP-2006 05:29:22	Straylight	50.000	63	Bet Gru	2.1500	2800.0	100	23821	No
56	GOM_NL__2PRFIN20060920_053356_000000412051_00220_23821_1842.N1	20-SEP-2006 05:33:56	Straylight	41.000	18	24Alp PsA	1.1660	9700.0	82	23821	No
57	GOM_NL__2PRFIN20060920_053826_000000392051_00220_23821_1843.N1	20-SEP-2006 05:38:26	Twilight_and_stray	39.000	142	49Del Cap	2.8500	8900.0	78	23821	No
58	GOM_NL__2PRFIN20060920_054237_000000362051_00220_23821_1844.N1	20-SEP-2006 05:42:37	Bright	36.000	162	34Alp Aqr	2.9440	5350.0	72	23821	No
59	GOM_NL__2PRFIN20060920_054539_000000382051_00220_23821_1845.N1	20-SEP-2006 05:45:39	Bright	38.000	61	8Eps Peg	2.1000	3900.0	76	23821	No
60	GOM_NL__2PRFIN20060920_055111_000000282051_00220_23821_1846.N1	20-SEP-2006 05:51:11	Bright	28.000	164	44Eta Peg	2.9480	5400.0	56	23821	No
61	GOM_NL__2PRFIN20060920_055610_000000362051_00220_23821_1847.N1	20-SEP-2006 05:56:10	Bright	35.500	19	50Alp Cyg	1.2460	10500.	71	23821	No
62	GOM_NL__2PRFIN20060920_060020_000000362051_00220_23821_1848.N1	20-SEP-2006 06:00:20	Bright	35.500	89	5Alp Cep	2.4510	8000.0	71	23821	No
63	GOM_NL__2PRFIN20060920_060755_000000352051_00220_23821_1849.N1	20-SEP-2006 06:07:55	Bright	35.000	49	1Alp UMi	1.9900	6300.0	70	23821	No
64	GOM_NL__2PRFIN20060920_061527_000000372051_00220_23821_1850.N1	20-SEP-2006 06:15:27	Bright	36.500	36	50Alp UMa	1.8000	6300.0	73	23821	No
65	GOM_NL__2PRFIN20060920_061654_000000362051_00220_23821_1851.N1	20-SEP-2006 06:16:54	Bright	35.500	82	48Bet UMa	2.3650	10600.	71	23821	No
66	GOM_NL__2PRFIN20060920_064204_000000262051_00220_23821_1852.N1	20-SEP-2006 06:42:04	Dark	26.000	132	15Rho Pup	2.8030	6900.0	52	23821	No
67	GOM_NL__2PRFIN20060920_064539_000000442051_00220_23821_1853.N1	20-SEP-2006 06:45:39	Dark	43.500	65	Lam Vel	2.2040	4400.0	87	23821	No
68	GOM_NL__2PRFIN20060920_065030_000000442051_00220_23821_1854.N1	20-SEP-2006 06:50:30	Dark	44.000	41	Eps Car	1.8600	4100.0	88	23821	No
69	GOM_NL__2PRFIN20060920_070102_000000372051_00221_23822_1838.N1	20-SEP-2006 07:01:02	Dark	37.000	135	Bet Hyi	2.8200	5800.0	74	23822	No
70	GOM_NL__2PRFIN20060920_070226_000000382051_00221_23822_1839.N1	20-SEP-2006 07:02:26	Dark	38.000	143	Alp Hyi	2.8570	7200.0	76	23822	No
71	GOM_NL__2PRFIN20060920_070353_000000532051_00221_23822_1840.N1	20-SEP-2006 07:03:53	Dark	52.500	9	Alp Eri	0.45300	24000.	105	23822	No
72	GOM_NL__2PRFIN20060920_070958_000000512051_00221_23822_1841.N1	20-SEP-2006 07:09:58	Straylight	50.500	63	Bet Gru	2.1500	2800.0	101	23822	No
73	GOM_NL__2PRFIN20060920_071433_000000442051_00221_23822_1842.N1	20-SEP-2006 07:14:33	Straylight	44.000	18	24Alp PsA	1.1660	9700.0	88	23822	No
74	GOM_NL__2PRFIN20060920_071903_000000382051_00221_23822_1843.N1	20-SEP-2006 07:19:03	Twilight_and_stray	37.500	142	49Del Cap	2.8500	8900.0	75	23822	No
75	GOM_NL__2PRFIN20060920_072313_000000362051_00221_23822_1844.N1	20-SEP-2006 07:23:13	Bright	35.500	162	34Alp Aqr	2.9440	5350.0	71	23822	No
76	GOM_NL__2PRFIN20060920_072615_000000382051_00221_23822_1845.N1	20-SEP-2006 07:26:15	Bright	38.000	61	8Eps Peg	2.1000	3900.0	76	23822	No
77	GOM_NL__2PRFIN20060920_073147_000000382051_00221_23822_1846.N1	20-SEP-2006 07:31:47	Bright	38.000	164	44Eta Peg	2.9480	5400.0	76	23822	No
78	GOM_NL__2PRFIN20060920_073646_000000382051_00221_23822_1847.N1	20-SEP-2006 07:36:46	Bright	38.000	19	50Alp Cyg	1.2460	10500.	76	23822	No
79	GOM_NL__2PRFIN20060920_074057_000000372051_00221_23822_1848.N1	20-SEP-2006 07:40:57	Bright	36.500	89	5Alp Cep	2.4510	8000.0	73	23822	No
80	GOM_NL__2PRFIN20060920_074831_000000362051_00221_23822_1849.N1	20-SEP-2006 07:48:31	Bright	35.500	49	1Alp UMi	1.9900	6300.0	71	23822	No
81	GOM_NL__2PRFIN20060920_075603_000000372051_00221_23822_1850.N1	20-SEP-2006 07:56:03	Bright	36.500	36	50Alp UMa	1.8000	6300.0	73	23822	No
82	GOM_NL__2PRFIN20060920_075730_000000352051_00221_23822_1851.N1	20-SEP-2006 07:57:30	Bright	34.500	82	48Bet UMa	2.3650	10600.	69	23822	No
83	GOM_NL__2PRFIN20060920_082615_000000442051_00221_23822_1852.N1	20-SEP-2006 08:26:15	Dark	43.500	65	Lam Vel	2.2040	4400.0	87	23822	No
84	GOM_NL__2PRFIN20060920_083106_000000482051_00221_23822_1853.N1	20-SEP-2006 08:31:06	Dark	48.000	41	Eps Car	1.8600	4100.0	96	23822	No
85	GOM_NL__2PRFIN20060920_084138_000000372051_00222_23823_1838.N1	20-SEP-2006 08:41:38	Dark	36.500	135	Bet Hyi	2.8200	5800.0	73	23823	No
86	GOM_NL__2PRFIN20060920_084303_000000392051_00222_23823_1839.N1	20-SEP-2006 08:43:03	Dark	39.000	143	Alp Hyi	2.8570	7200.0	78	23823	No
87	GOM_NL__2PRFIN20060920_084429_000000452051_00222_23823_1840.N1	20-SEP-2006 08:44:29	Dark	44.500	9	Alp Eri	0.45300	24000.	89	23823	No
88	GOM_NL__2PRFIN20060920_085034_000000422051_00222_23823_1841.N1	20-SEP-2006 08:50:34	Straylight	41.500	63	Bet Gru	2.1500	2800.0	83	23823	No
89	GOM_NL__2PRFIN20060920_085509_000000452051_00222_23823_1842.N1	20-SEP-2006 08:55:09	Straylight	45.000	18	24Alp PsA	1.1660	9700.0	90	23823	No
90	GOM_NL__2PRFIN20060920_085939_000000372051_00222_23823_1843.N1	20-SEP-2006 08:59:39	Twilight_and_stray	37.000	142	49Del Cap	2.8500	8900.0	74	23823	No
91	GOM_NL__2PRFIN20060920_090350_000000382051_00222_23823_1844.N1	20-SEP-2006 09:03:50	Bright	37.500	162	34Alp Aqr	2.9440	5350.0	75	23823	No
92	GOM_NL__2PRFIN20060920_090651_000000382051_00222_23823_1845.N1	20-SEP-2006 09:06:51	Bright	37.500	61	8Eps Peg	2.1000	3900.0	75	23823	No
93	GOM_NL__2PRFIN20060920_091222_000000372051_00222_23823_1846.N1	20-SEP-2006 09:12:22	Bright	37.000	164	44Eta Peg	2.9480	5400.0	74	23823	No
94	GOM_NL__2PRFIN20060920_091722_000000362051_00222_23823_1847.N1	20-SEP-2006 09:17:22	Bright	35.500	19	50Alp Cyg	1.2460	10500.	71	23823	No
95	GOM_NL__2PRFIN20060920_092133_000000342051_00222_23823_1848.N1	20-SEP-2006 09:21:33	Bright	34.000	89	5Alp Cep	2.4510	8000.0	68	23823	No
96	GOM_NL__2PRFIN20060920_092907_000000372051_00222_23823_1849.N1	20-SEP-2006 09:29:07	Bright	36.500	49	1Alp UMi	1.9900	6300.0	73	23823	No
97	GOM_NL__2PRFIN20060920_093639_000000362051_00222_23823_1850.N1	20-SEP-2006 09:36:39	Bright	35.500	36	50Alp UMa	1.8000	6300.0	71	23823	No
98	GOM_NL__2PRFIN20060920_093806_000000342051_00222_23823_1851.N1	20-SEP-2006 09:38:06	Bright	33.500	82	48Bet UMa	2.3650	10600.	67	23823	No
99	GOM_NL__2PRFIN20060920_100651_000000432051_00222_23823_1852.N1	20-SEP-2006 10:06:51	Dark	43.000	65	Lam Vel	2.2040	4400.0	86	23823	No
100	GOM_NL__2PRFIN20060920_101143_000000432051_00222_23823_1853.N1	20-SEP-2006 10:11:43	Dark	42.500	41	Eps Car	1.8600	4100.0	85	23823	No
101	GOM_NL__2PRFIN20060920_102214_000000362051_00223_23824_1838.N1	20-SEP-2006 10:22:14	Dark	36.000	135	Bet Hyi	2.8200	5800.0	72	23824	No

102	GOM_NL__2PRFIN20060920_102339_000000392051_00223_23824_1839.N1	20-SEP-2006 10:23:39	Dark	39.000	143	Alp Hyi	2.8570	7200.0	78	23824	No
103	GOM_NL__2PRFIN20060920_102505_000000462051_00223_23824_1840.N1	20-SEP-2006 10:25:05	Dark	45.500	9	Alp Eri	0.45300	24000.	91	23824	No
104	GOM_NL__2PRFIN20060920_103110_000000432051_00223_23824_1841.N1	20-SEP-2006 10:31:10	Straylight	42.500	63	Bet Gru	2.1500	2800.0	85	23824	No
105	GOM_NL__2PRFIN20060920_103545_000000452051_00223_23824_1842.N1	20-SEP-2006 10:35:45	Straylight	44.500	18	24Alp PsA	1.1660	9700.0	89	23824	No
106	GOM_NL__2PRFIN20060920_104015_000000382051_00223_23824_1843.N1	20-SEP-2006 10:40:15	Tw_i_and_stray	38.000	142	49Del Cap	2.8500	8900.0	76	23824	No
107	GOM_NL__2PRFIN20060920_104426_000000382051_00223_23824_1844.N1	20-SEP-2006 10:44:26	Bright	37.500	162	34Alp Aqr	2.9440	5350.0	75	23824	No
108	GOM_NL__2PRFIN20060920_104728_000000372051_00223_23824_1845.N1	20-SEP-2006 10:47:28	Bright	36.500	61	8Eps Peg	2.1000	3900.0	73	23824	No
109	GOM_NL__2PRFIN20060920_105258_000000382051_00223_23824_1846.N1	20-SEP-2006 10:52:58	Bright	38.000	164	44Eta Peg	2.9480	5400.0	76	23824	No
110	GOM_NL__2PRFIN20060920_105759_000000362051_00223_23824_1847.N1	20-SEP-2006 10:57:59	Bright	35.500	19	50Alp Cyg	1.2460	10500.	71	23824	No
111	GOM_NL__2PRFIN20060920_110209_000000352051_00223_23824_1848.N1	20-SEP-2006 11:02:09	Bright	35.000	89	5Alp Cep	2.4510	8000.0	70	23824	No
112	GOM_NL__2PRFIN20060920_110942_000000372051_00223_23824_1849.N1	20-SEP-2006 11:09:42	Bright	37.000	49	1Alp UMi	1.9900	6300.0	74	23824	No
113	GOM_NL__2PRFIN20060920_111715_000000362051_00223_23824_1850.N1	20-SEP-2006 11:17:15	Bright	35.500	36	50Alp UMa	1.8000	6300.0	71	23824	No
114	GOM_NL__2PRFIN20060920_111842_000000352051_00223_23824_1851.N1	20-SEP-2006 11:18:42	Bright	35.000	82	48Bet UMa	2.3650	10600.	70	23824	No
115	GOM_NL__2PRFIN20060920_114727_000000412051_00223_23824_1852.N1	20-SEP-2006 11:47:27	Dark	40.500	65	Lam Vel	2.2040	4400.0	81	23824	No
116	GOM_NL__2PRFIN20060920_115219_000000452051_00223_23824_1853.N1	20-SEP-2006 11:52:19	Dark	45.000	41	Eps Car	1.8600	4100.0	90	23824	No
117	GOM_NL__2PRFIN20060920_120250_000000382051_00224_23825_1838.N1	20-SEP-2006 12:02:50	Dark	37.500	135	Bet Hyi	2.8200	5800.0	75	23825	No
118	GOM_NL__2PRFIN20060920_120415_000000402051_00224_23825_1839.N1	20-SEP-2006 12:04:15	Dark	39.500	143	Alp Hyi	2.8570	7200.0	79	23825	No
119	GOM_NL__2PRFIN20060920_120542_000000452051_00224_23825_1840.N1	20-SEP-2006 12:05:42	Dark	44.500	9	Alp Eri	0.45300	24000.	89	23825	No
120	GOM_NL__2PRFIN20060920_121146_000000472051_00224_23825_1841.N1	20-SEP-2006 12:11:46	Straylight	47.000	63	Bet Gru	2.1500	2800.0	94	23825	No
121	GOM_NL__2PRFIN20060920_121621_000000402051_00224_23825_1842.N1	20-SEP-2006 12:16:21	Straylight	40.000	18	24Alp PsA	1.1660	9700.0	80	23825	No
122	GOM_NL__2PRFIN20060920_122051_000000392051_00224_23825_1843.N1	20-SEP-2006 12:20:51	Tw_i_and_stray	38.500	142	49Del Cap	2.8500	8900.0	77	23825	No
123	GOM_NL__2PRFIN20060920_122502_000000372051_00224_23825_1844.N1	20-SEP-2006 12:25:02	Bright	36.500	162	34Alp Aqr	2.9440	5350.0	73	23825	No
124	GOM_NL__2PRFIN20060920_122804_000000382051_00224_23825_1845.N1	20-SEP-2006 12:28:04	Bright	37.500	61	8Eps Peg	2.1000	3900.0	75	23825	No
125	GOM_NL__2PRFIN20060920_123334_000000362051_00224_23825_1846.N1	20-SEP-2006 12:33:34	Bright	35.500	164	44Eta Peg	2.9480	5400.0	71	23825	No
126	GOM_NL__2PRFIN20060920_123835_000000372051_00224_23825_1847.N1	20-SEP-2006 12:38:35	Bright	36.500	19	50Alp Cyg	1.2460	10500.	73	23825	No
127	GOM_NL__2PRFIN20060920_124245_000000362051_00224_23825_1848.N1	20-SEP-2006 12:42:45	Bright	35.500	89	5Alp Cep	2.4510	8000.0	71	23825	No
128	GOM_NL__2PRFIN20060920_125018_000000372051_00224_23825_1849.N1	20-SEP-2006 12:50:18	Bright	36.500	49	1Alp UMi	1.9900	6300.0	73	23825	No
129	GOM_NL__2PRFIN20060920_125751_000000332051_00224_23825_1850.N1	20-SEP-2006 12:57:51	Bright	32.500	36	50Alp UMa	1.8000	6300.0	65	23825	No
130	GOM_NL__2PRFIN20060920_125919_000000332051_00224_23825_1851.N1	20-SEP-2006 12:59:19	Bright	33.000	82	48Bet UMa	2.3650	10600.	66	23825	No
131	GOM_NL__2PRFIN20060920_132803_000000442051_00224_23825_1852.N1	20-SEP-2006 13:28:03	Dark	44.000	65	Lam Vel	2.2040	4400.0	88	23825	No
132	GOM_NL__2PRFIN20060920_133255_000000432051_00224_23825_1853.N1	20-SEP-2006 13:32:55	Dark	43.000	41	Eps Car	1.8600	4100.0	86	23825	No
133	GOM_NL__2PRFIN20060920_134326_000000372051_00225_23826_1934.N1	20-SEP-2006 13:43:26	Dark	37.000	135	Bet Hyi	2.8200	5800.0	74	23826	No
134	GOM_NL__2PRFIN20060920_134452_000000392051_00225_23826_1935.N1	20-SEP-2006 13:44:52	Dark	38.500	143	Alp Hyi	2.8570	7200.0	77	23826	No
135	GOM_NL__2PRFIN20060920_134618_000000442051_00225_23826_1936.N1	20-SEP-2006 13:46:18	Dark	43.500	9	Alp Eri	0.45300	24000.	87	23826	No
136	GOM_NL__2PRFIN20060920_135223_000000452051_00225_23826_1937.N1	20-SEP-2006 13:52:23	Straylight	45.000	63	Bet Gru	2.1500	2800.0	90	23826	No
137	GOM_NL__2PRFIN20060920_135657_000000422051_00225_23826_1938.N1	20-SEP-2006 13:56:57	Straylight	41.500	18	24Alp PsA	1.1660	9700.0	83	23826	No
138	GOM_NL__2PRFIN20060920_140127_000000402051_00225_23826_1939.N1	20-SEP-2006 14:01:27	Tw_i_and_stray	40.000	142	49Del Cap	2.8500	8900.0	80	23826	No
139	GOM_NL__2PRFIN20060920_140538_000000362051_00225_23826_1940.N1	20-SEP-2006 14:05:38	Bright	35.500	162	34Alp Aqr	2.9440	5350.0	71	23826	No
140	GOM_NL__2PRFIN20060920_140840_000000372051_00225_23826_1941.N1	20-SEP-2006 14:08:40	Bright	37.000	61	8Eps Peg	2.1000	3900.0	74	23826	No
141	GOM_NL__2PRFIN20060920_141410_000000362051_00225_23826_1942.N1	20-SEP-2006 14:14:10	Bright	35.500	164	44Eta Peg	2.9480	5400.0	71	23826	No
142	GOM_NL__2PRFIN20060920_141911_000000372051_00225_23826_1943.N1	20-SEP-2006 14:19:11	Bright	37.000	19	50Alp Cyg	1.2460	10500.	74	23826	No
143	GOM_NL__2PRFIN20060920_142321_000000362051_00225_23826_1944.N1	20-SEP-2006 14:23:21	Bright	35.500	89	5Alp Cep	2.4510	8000.0	71	23826	No
144	GOM_NL__2PRFIN20060920_143054_000000352051_00225_23826_1945.N1	20-SEP-2006 14:30:54	Bright	35.000	49	1Alp UMi	1.9900	6300.0	70	23826	No
145	GOM_NL__2PRFIN20060920_143827_000000372051_00225_23826_1946.N1	20-SEP-2006 14:38:27	Bright	37.000	36	50Alp UMa	1.8000	6300.0	74	23826	No
146	GOM_NL__2PRFIN20060920_143955_000000352051_00225_23826_1947.N1	20-SEP-2006 14:39:55	Bright	34.500	82	48Bet UMa	2.3650	10600.	69	23826	No
147	GOM_NL__2PRFIN20060920_150840_000000392051_00225_23826_1948.N1	20-SEP-2006 15:08:40	Dark	39.000	65	Lam Vel	2.2040	4400.0	78	23826	No
148	GOM_NL__2PRFIN20060920_151331_000000472051_00225_23826_1949.N1	20-SEP-2006 15:13:31	Dark	47.000	41	Eps Car	1.8600	4100.0	94	23826	No
149	GOM_NL__2PRFIN20060920_152402_000000372051_00226_23827_1934.N1	20-SEP-2006 15:24:02	Dark	37.000	135	Bet Hyi	2.8200	5800.0	74	23827	No
150	GOM_NL__2PRFIN20060920_152528_000000392051_00226_23827_1935.N1	20-SEP-2006 15:25:28	Dark	38.500	143	Alp Hyi	2.8570	7200.0	77	23827	No
151	GOM_NL__2PRFIN20060920_152655_000000482051_00226_23827_1936.N1	20-SEP-2006 15:26:55	Dark	48.000	9	Alp Eri	0.45300	24000.	96	23827	No
152	GOM_NL__2PRFIN20060920_153259_000000442051_00226_23827_1937.N1	20-SEP-2006 15:32:59	Straylight	44.000	63	Bet Gru	2.1500	2800.0	88	23827	No
153	GOM_NL__2PRFIN20060920_153733_000000442051_00226_23827_1938.N1	20-SEP-2006 15:37:33	Straylight	43.500	18	24Alp PsA	1.1660	9700.0	87	23827	No
154	GOM_NL__2PRFIN20060920_154203_000000392051_00226_23827_1939.N1	20-SEP-2006 15:42:03	Tw_i_and_stray	38.500	142	49Del Cap	2.8500	8900.0	77	23827	No
155	GOM_NL__2PRFIN20060920_154614_000000362051_00226_23827_1940.N1	20-SEP-2006 15:46:14	Bright	35.500	162	34Alp Aqr	2.9440	5350.0	71	23827	No
156	GOM_NL__2PRFIN20060920_154916_000000372051_00226_23827_1941.N1	20-SEP-2006 15:49:16	Bright	36.500	61	8Eps Peg	2.1000	3900.0	73	23827	No
157	GOM_NL__2PRFIN20060920_155446_000000362051_00226_23827_1942.N1	20-SEP-2006 15:54:46	Bright	35.500	164	44Eta Peg	2.9480	5400.0	71	23827	No
158	GOM_NL__2PRFIN20060920_155947_000000372051_00226_23827_1943.N1	20-SEP-2006 15:59:47	Bright	37.000	19	50Alp Cyg	1.2460	10500.	74	23827	No
159	GOM_NL__2PRFIN20060920_160357_000000372051_00226_23827_1944.N1	20-SEP-2006 16:03:57	Bright	36.500	89	5Alp Cep	2.4510	8000.0	73	23827	No
160	GOM_NL__2PRFIN20060920_161130_000000352051_00226_23827_1945.N1	20-SEP-2006 16:11:30	Bright	34.500	49	1Alp UMi	1.9900	6300.0	69	23827	No



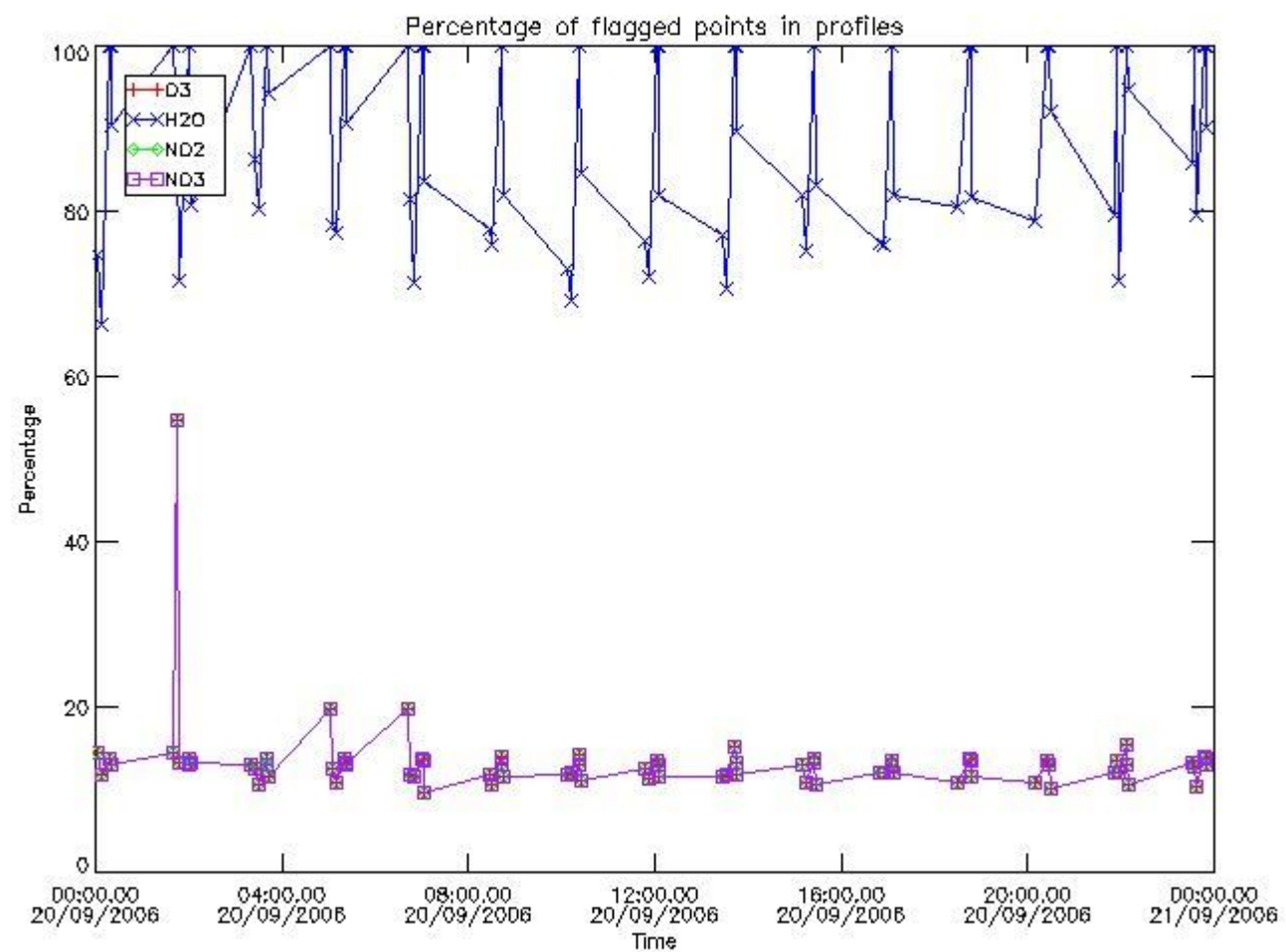
161	GOM_NL__2PRFIN20060920_161903_000000362051_00226_23827_1946.N1	20-SEP-2006 16:19:03	Bright	36.000	36	50Alp UMa	1.8000	6300.0	72	23827	No
162	GOM_NL__2PRFIN20060920_162031_000000352051_00226_23827_1947.N1	20-SEP-2006 16:20:31	Bright	34.500	82	48Bet UMa	2.3650	10600.	69	23827	No
163	GOM_NL__2PRFIN20060920_164916_000000432051_00226_23827_1948.N1	20-SEP-2006 16:49:16	Dark	42.500	65	Lam Vel	2.2040	4400.0	85	23827	No
164	GOM_NL__2PRFIN20060920_165407_000000512051_00226_23827_1949.N1	20-SEP-2006 16:54:07	Dark	50.500	41	Eps Car	1.8600	4100.0	101	23827	No
165	GOM_NL__2PRFIN20060920_170438_000000382051_00227_23828_1934.N1	20-SEP-2006 17:04:38	Dark	37.500	135	Bet Hyi	2.8200	5800.0	75	23828	No
166	GOM_NL__2PRFIN20060920_170604_000000392051_00227_23828_1935.N1	20-SEP-2006 17:06:04	Dark	39.000	143	Alp Hyi	2.8570	7200.0	78	23828	No
167	GOM_NL__2PRFIN20060920_170731_000000422051_00227_23828_1936.N1	20-SEP-2006 17:07:31	Dark	42.000	9	Alp Eri	0.45300	24000.	84	23828	No
168	GOM_NL__2PRFIN20060920_171335_000000512051_00227_23828_1937.N1	20-SEP-2006 17:13:35	Straylight	50.500	63	Bet Gru	2.1500	2800.0	101	23828	No
169	GOM_NL__2PRFIN20060920_171809_000000412051_00227_23828_1938.N1	20-SEP-2006 17:18:09	Straylight	40.500	18	24Alp PsA	1.1660	9700.0	81	23828	No
170	GOM_NL__2PRFIN20060920_172650_000000372051_00227_23828_1939.N1	20-SEP-2006 17:26:50	Bright	37.000	162	34Alp Aqr	2.9440	5350.0	74	23828	No
171	GOM_NL__2PRFIN20060920_172952_000000382051_00227_23828_1940.N1	20-SEP-2006 17:29:52	Bright	38.000	61	8Eps Peg	2.1000	3900.0	76	23828	No
172	GOM_NL__2PRFIN20060920_173522_000000382051_00227_23828_1941.N1	20-SEP-2006 17:35:22	Bright	37.500	164	44Eta Peg	2.9480	5400.0	75	23828	No
173	GOM_NL__2PRFIN20060920_174024_000000432051_00227_23828_1942.N1	20-SEP-2006 17:40:24	Bright	42.500	19	50Alp Cyg	1.2460	10500.	85	23828	No
174	GOM_NL__2PRFIN20060920_174433_000000352051_00227_23828_1943.N1	20-SEP-2006 17:44:33	Bright	35.000	89	5Alp Cep	2.4510	8000.0	70	23828	No
175	GOM_NL__2PRFIN20060920_175206_000000362051_00227_23828_1944.N1	20-SEP-2006 17:52:06	Bright	35.500	49	1Alp UMi	1.9900	6300.0	71	23828	No
176	GOM_NL__2PRFIN20060920_175940_000000352051_00227_23828_1945.N1	20-SEP-2006 17:59:40	Bright	34.500	36	50Alp UMa	1.8000	6300.0	69	23828	No
177	GOM_NL__2PRFIN20060920_180107_000000352051_00227_23828_1946.N1	20-SEP-2006 18:01:07	Bright	34.500	82	48Bet UMa	2.3650	10600.	69	23828	No
178	GOM_NL__2PRFIN20060920_182952_000000472051_00227_23828_1947.N1	20-SEP-2006 18:29:52	Dark	46.500	65	Lam Vel	2.2040	4400.0	93	23828	No
179	GOM_NL__2PRFIN20060920_184514_000000372051_00228_23829_1934.N1	20-SEP-2006 18:45:14	Dark	37.000	135	Bet Hyi	2.8200	5800.0	74	23829	No
180	GOM_NL__2PRFIN20060920_184641_000000382051_00228_23829_1935.N1	20-SEP-2006 18:46:41	Dark	37.500	143	Alp Hyi	2.8570	7200.0	75	23829	No
181	GOM_NL__2PRFIN20060920_184808_000000442051_00228_23829_1936.N1	20-SEP-2006 18:48:08	Dark	43.500	9	Alp Eri	0.45300	24000.	87	23829	No
182	GOM_NL__2PRFIN20060920_185411_000000472051_00228_23829_1937.N1	20-SEP-2006 18:54:11	Straylight	47.000	63	Bet Gru	2.1500	2800.0	94	23829	No
183	GOM_NL__2PRFIN20060920_185846_000000432051_00228_23829_1938.N1	20-SEP-2006 18:58:46	Straylight	43.000	18	24Alp PsA	1.1660	9700.0	86	23829	No
184	GOM_NL__2PRFIN20060920_190726_000000372051_00228_23829_1939.N1	20-SEP-2006 19:07:26	Bright	36.500	162	34Alp Aqr	2.9440	5350.0	73	23829	No
185	GOM_NL__2PRFIN20060920_191028_000000392051_00228_23829_1940.N1	20-SEP-2006 19:10:28	Bright	38.500	61	8Eps Peg	2.1000	3900.0	77	23829	No
186	GOM_NL__2PRFIN20060920_191558_000000372051_00228_23829_1941.N1	20-SEP-2006 19:15:58	Bright	36.500	164	44Eta Peg	2.9480	5400.0	73	23829	No
187	GOM_NL__2PRFIN20060920_192100_000000402051_00228_23829_1942.N1	20-SEP-2006 19:21:00	Bright	40.000	19	50Alp Cyg	1.2460	10500.	80	23829	No
188	GOM_NL__2PRFIN20060920_192509_000000352051_00228_23829_1943.N1	20-SEP-2006 19:25:09	Bright	35.000	89	5Alp Cep	2.4510	8000.0	70	23829	No
189	GOM_NL__2PRFIN20060920_193242_000000362051_00228_23829_1944.N1	20-SEP-2006 19:32:42	Bright	35.500	49	1Alp UMi	1.9900	6300.0	71	23829	No
190	GOM_NL__2PRFIN20060920_194016_000000342051_00228_23829_1945.N1	20-SEP-2006 19:40:16	Bright	33.500	36	50Alp UMa	1.8000	6300.0	67	23829	No
191	GOM_NL__2PRFIN20060920_194143_000000332051_00228_23829_1946.N1	20-SEP-2006 19:41:43	Bright	33.000	82	48Bet UMa	2.3650	10600.	66	23829	No
192	GOM_NL__2PRFIN20060920_201028_000000482051_00228_23829_1947.N1	20-SEP-2006 20:10:28	Dark	47.500	65	Lam Vel	2.2040	4400.0	95	23829	No
193	GOM_NL__2PRFIN20060920_202550_000000382051_00229_23830_1934.N1	20-SEP-2006 20:25:50	Dark	37.500	135	Bet Hyi	2.8200	5800.0	75	23830	No
194	GOM_NL__2PRFIN20060920_202717_000000392051_00229_23830_1935.N1	20-SEP-2006 20:27:17	Dark	39.000	143	Alp Hyi	2.8570	7200.0	78	23830	No
195	GOM_NL__2PRFIN20060920_202844_000000502051_00229_23830_1936.N1	20-SEP-2006 20:28:44	Dark	50.000	9	Alp Eri	0.45300	24000.	100	23830	No
196	GOM_NL__2PRFIN20060920_203447_000000502051_00229_23830_1937.N1	20-SEP-2006 20:34:47	Straylight	50.000	63	Bet Gru	2.1500	2800.0	100	23830	No
197	GOM_NL__2PRFIN20060920_203922_000000412051_00229_23830_1938.N1	20-SEP-2006 20:39:22	Straylight	41.000	18	24Alp PsA	1.1660	9700.0	82	23830	No
198	GOM_NL__2PRFIN20060920_204802_000000372051_00229_23830_1939.N1	20-SEP-2006 20:48:02	Bright	36.500	162	34Alp Aqr	2.9440	5350.0	73	23830	No
199	GOM_NL__2PRFIN20060920_205104_000000382051_00229_23830_1940.N1	20-SEP-2006 20:51:04	Bright	38.000	61	8Eps Peg	2.1000	3900.0	76	23830	No
200	GOM_NL__2PRFIN20060920_205633_000000372051_00229_23830_1941.N1	20-SEP-2006 20:56:33	Bright	36.500	164	44Eta Peg	2.9480	5400.0	73	23830	No
201	GOM_NL__2PRFIN20060920_210136_000000392051_00229_23830_1942.N1	20-SEP-2006 21:01:36	Bright	39.000	19	50Alp Cyg	1.2460	10500.	78	23830	No
202	GOM_NL__2PRFIN20060920_210545_000000352051_00229_23830_1943.N1	20-SEP-2006 21:05:45	Bright	35.000	89	5Alp Cep	2.4510	8000.0	70	23830	No
203	GOM_NL__2PRFIN20060920_211318_000000352051_00229_23830_1944.N1	20-SEP-2006 21:13:18	Bright	35.000	49	1Alp UMi	1.9900	6300.0	70	23830	No
204	GOM_NL__2PRFIN20060920_211436_000000362051_00229_23830_1945.N1	20-SEP-2006 21:14:36	Bright	35.500	60	7Bet UMi	2.0810	3950.0	71	23830	No
205	GOM_NL__2PRFIN20060920_212052_000000372051_00229_23830_1946.N1	20-SEP-2006 21:20:52	Bright	37.000	36	50Alp UMa	1.8000	6300.0	74	23830	No
206	GOM_NL__2PRFIN20060920_212219_000000342051_00229_23830_1947.N1	20-SEP-2006 21:22:19	Bright	34.000	82	48Bet UMa	2.3650	10600.	68	23830	No
207	GOM_NL__2PRFIN20060920_215104_000000422051_00229_23830_1948.N1	20-SEP-2006 21:51:04	Dark	42.000	65	Lam Vel	2.2040	4400.0	84	23830	No
208	GOM_NL__2PRFIN20060920_215313_000000382051_00229_23830_1949.N1	20-SEP-2006 21:53:13	Dark	38.000	34	Gam2Vel	1.7930	23000.	76	23830	No
209	GOM_NL__2PRFIN20060920_215556_000000432051_00229_23830_1950.N1	20-SEP-2006 21:55:56	Dark	42.500	41	Eps Car	1.8600	4100.0	85	23830	No
210	GOM_NL__2PRFIN20060920_220626_000000372051_00230_23831_1934.N1	20-SEP-2006 22:06:26	Dark	36.500	135	Bet Hyi	2.8200	5800.0	73	23831	No
211	GOM_NL__2PRFIN20060920_220754_000000402051_00230_23831_1935.N1	20-SEP-2006 22:07:54	Dark	39.500	143	Alp Hyi	2.8570	7200.0	79	23831	No
212	GOM_NL__2PRFIN20060920_220920_000000492051_00230_23831_1936.N1	20-SEP-2006 22:09:20	Dark	48.500	9	Alp Eri	0.45300	24000.	97	23831	No
213	GOM_NL__2PRFIN20060920_221523_000000432051_00230_23831_1937.N1	20-SEP-2006 22:15:23	Straylight	42.500	63	Bet Gru	2.1500	2800.0	85	23831	No
214	GOM_NL__2PRFIN20060920_221958_000000402051_00230_23831_1938.N1	20-SEP-2006 22:19:58	Straylight	40.000	18	24Alp PsA	1.1660	9700.0	80	23831	No
215	GOM_NL__2PRFIN20060920_222838_000000382051_00230_23831_1939.N1	20-SEP-2006 22:28:38	Bright	38.000	162	34Alp Aqr	2.9440	5350.0	76	23831	No
216	GOM_NL__2PRFIN20060920_223140_000000382051_00230_23831_1940.N1	20-SEP-2006 22:31:40	Bright	37.500	61	8Eps Peg	2.1000	3900.0	75	23831	No
217	GOM_NL__2PRFIN20060920_223709_000000362051_00230_23831_1941.N1	20-SEP-2006 22:37:09	Bright	35.500	164	44Eta Peg	2.9480	5400.0	71	23831	No
218	GOM_NL__2PRFIN20060920_224212_000000372051_00230_23831_1942.N1	20-SEP-2006 22:42:12	Bright	36.500	19	50Alp Cyg	1.2460	10500.	73	23831	No
219	GOM_NL__2PRFIN20060920_224621_000000352051_00230_23831_1943.N1	20-SEP-2006 22:46:21	Bright	35.000	89	5Alp Cep	2.4510	8000.0	70	23831	No

220	GOM_NL__2PRFIN20060920_225354_000000352051_00230_23831_1944.N1	20-SEP-2006 22:53:54	Bright	35.000	49	1Alp UMi	1.9900	6300.0	70	23831	No
221	GOM_NL__2PRFIN20060920_225513_000000372051_00230_23831_1945.N1	20-SEP-2006 22:55:13	Bright	37.000	60	7Bet UMi	2.0810	3950.0	74	23831	No
222	GOM_NL__2PRFIN20060920_230128_000000372051_00230_23831_1946.N1	20-SEP-2006 23:01:28	Bright	36.500	36	50Alp UMa	1.8000	6300.0	73	23831	No
223	GOM_NL__2PRFIN20060920_230255_000000382051_00230_23831_1947.N1	20-SEP-2006 23:02:55	Bright	37.500	82	48Bet UMa	2.3650	10600.	75	23831	No
224	GOM_NL__2PRFIN20060920_233140_000000432051_00230_23831_1948.N1	20-SEP-2006 23:31:40	Dark	42.500	65	Lam Vel	2.2040	4400.0	85	23831	No
225	GOM_NL__2PRFIN20060920_233349_000000402051_00230_23831_1949.N1	20-SEP-2006 23:33:49	Dark	40.000	34	Gam2Vel	1.7930	23000.	80	23831	No
226	GOM_NL__2PRFIN20060920_233632_000000492051_00230_23831_1950.N1	20-SEP-2006 23:36:32	Dark	49.000	41	Eps Car	1.8600	4100.0	98	23831	No
227	GOM_NL__2PRFIN20060920_234702_000000372051_00231_23832_1954.N1	20-SEP-2006 23:47:02	Dark	36.500	135	Bet Hyi	2.8200	5800.0	73	23832	No
228	GOM_NL__2PRFIN20060920_234830_000000392051_00231_23832_1955.N1	20-SEP-2006 23:48:30	Dark	39.000	143	Alp Hyi	2.8570	7200.0	78	23832	No
229	GOM_NL__2PRFIN20060920_234957_000000412051_00231_23832_1956.N1	20-SEP-2006 23:49:57	Dark	41.000	9	Alp Eri	0.45300	24000.	82	23832	No
230	GOM_NL__2PRFIN20060920_235559_000000392051_00231_23832_1957.N1	20-SEP-2006 23:55:59	Straylight	39.000	63	Bet Gru	2.1500	2800.0	78	23832	No

### 3. Quality information per product

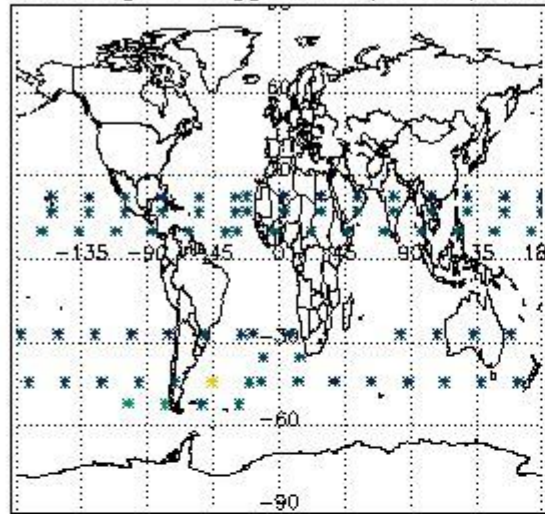
In this section it is plotted some information contained in the Quality Summary data set of the level 2 products. Only products in dark limb conditions and without errors (error flag in the MPH set to "0") are used.

#### 3.1 Plot quality information per product (time dependant)

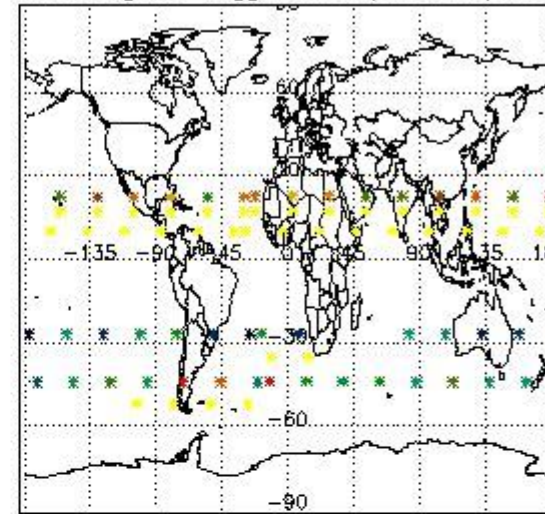


#### 3.2 Plot quality information per product (world map)


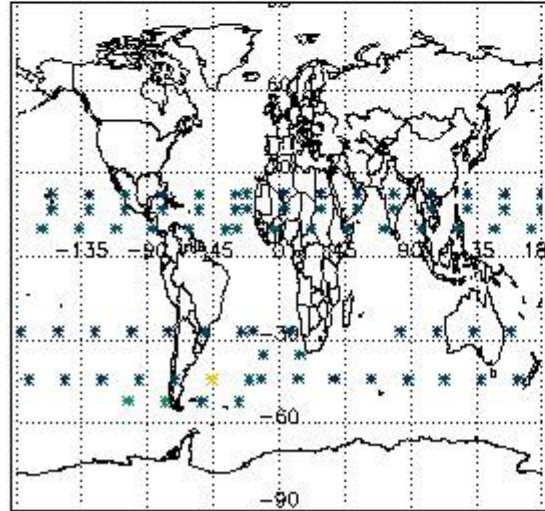
Percentage of flagged data per O3 profile



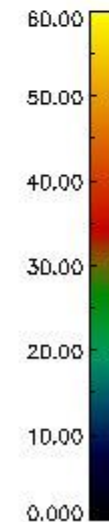
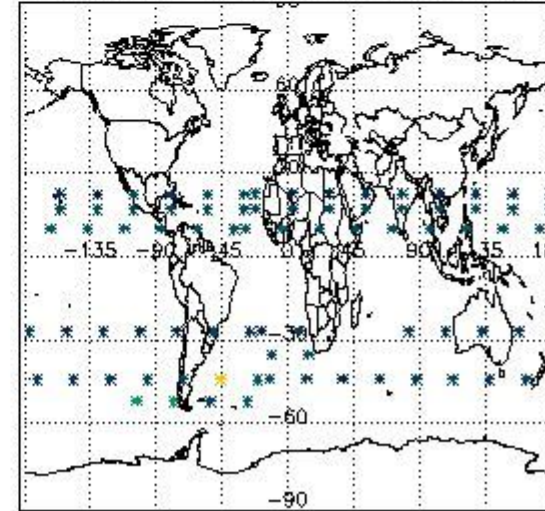
Percentage of flagged data per H2O profile



Percentage of flagged data per NO2 profile



Percentage of flagged data per NO3 profile



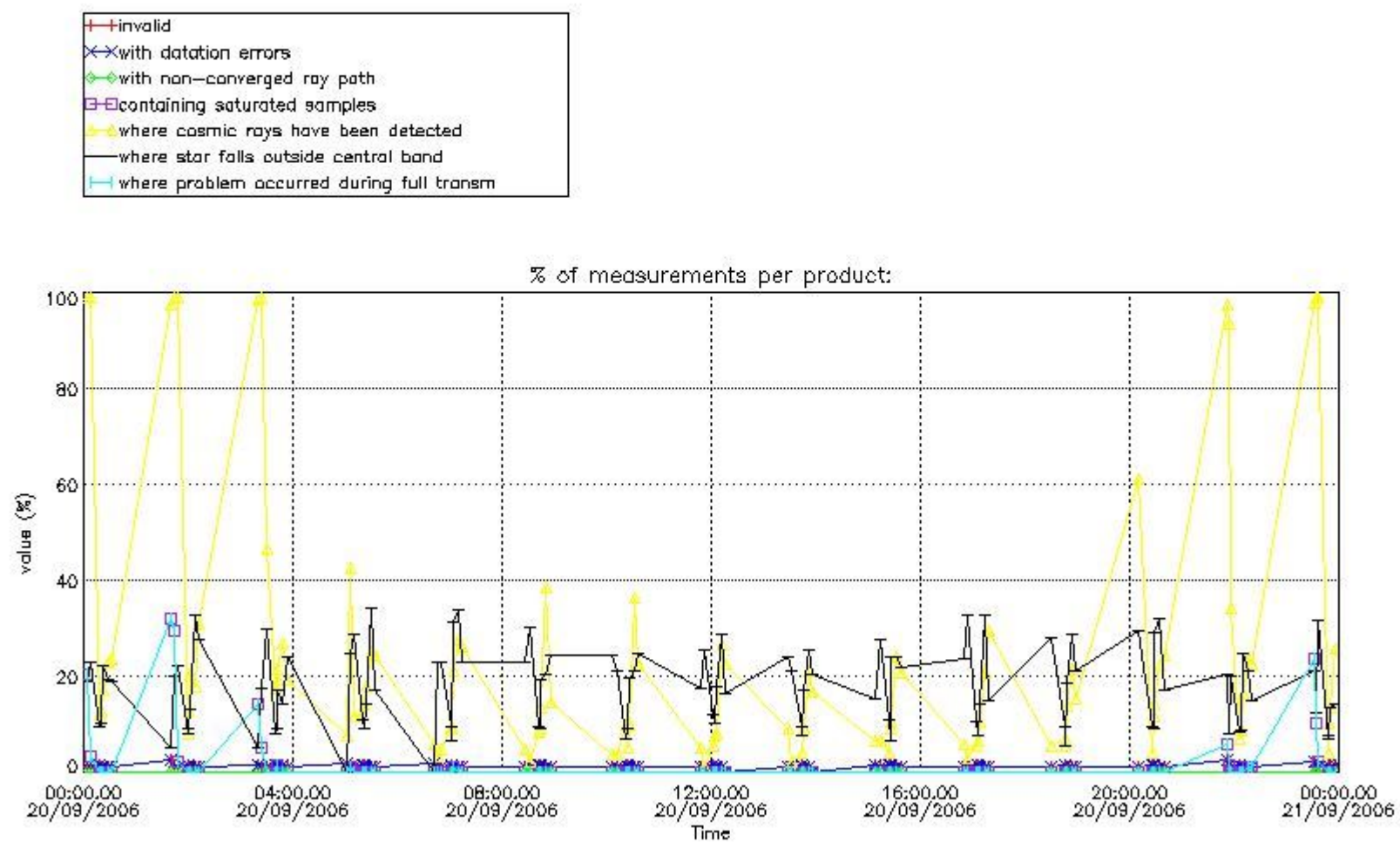
#### 4. Level 1 quality information per product

In this section it is plotted some information contained in the Quality Summary data set of the level 2 products that comes from the level 1b processing. Products without errors (error flag in the MPH set to "0") are used.

##### 4.1 Plot quality information per product (time dependant) coming from level 1b processing

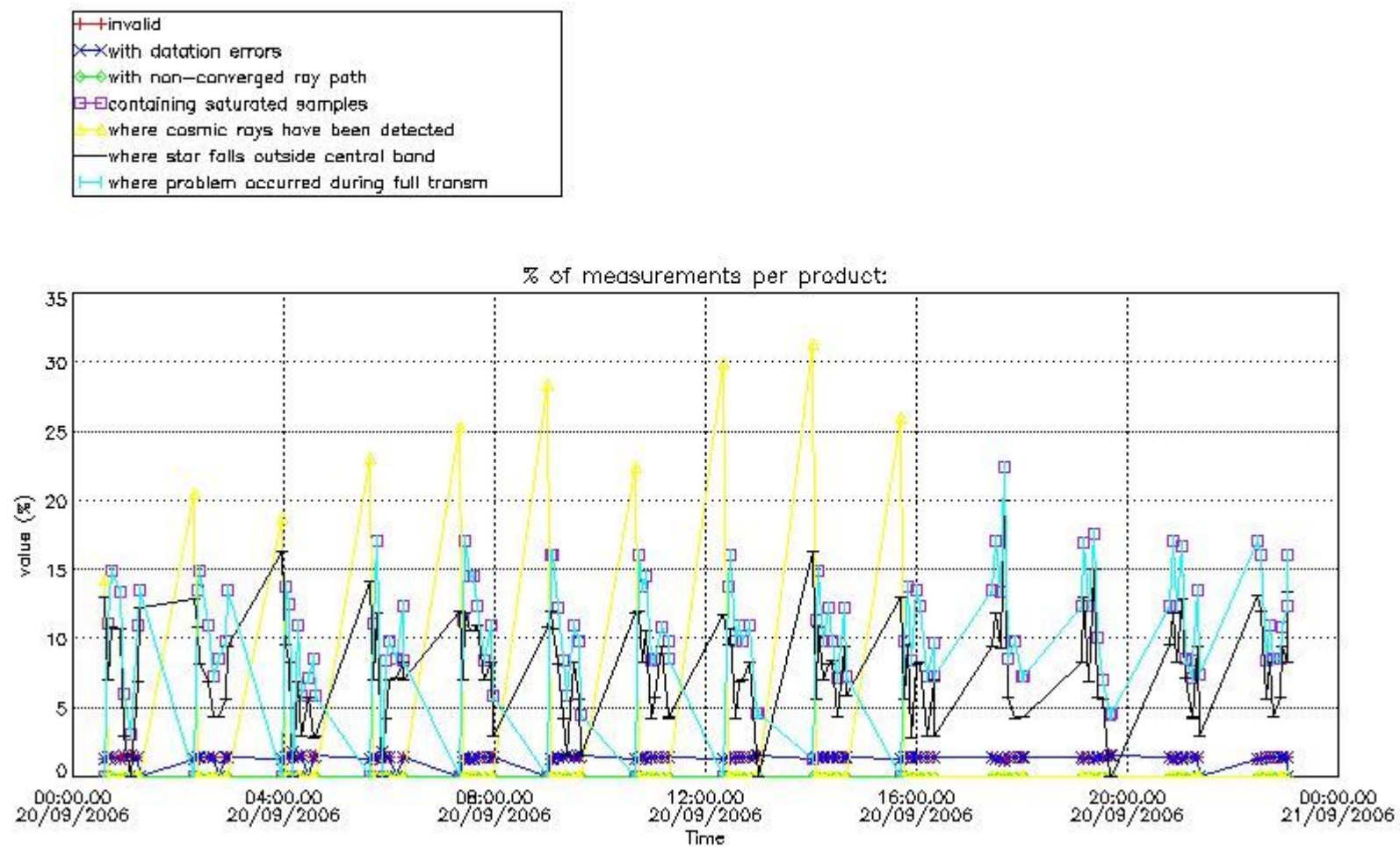
###### 4.1.1 Plot level 1 quality information per product (time dependant): ENVISAT ASCENDING passes





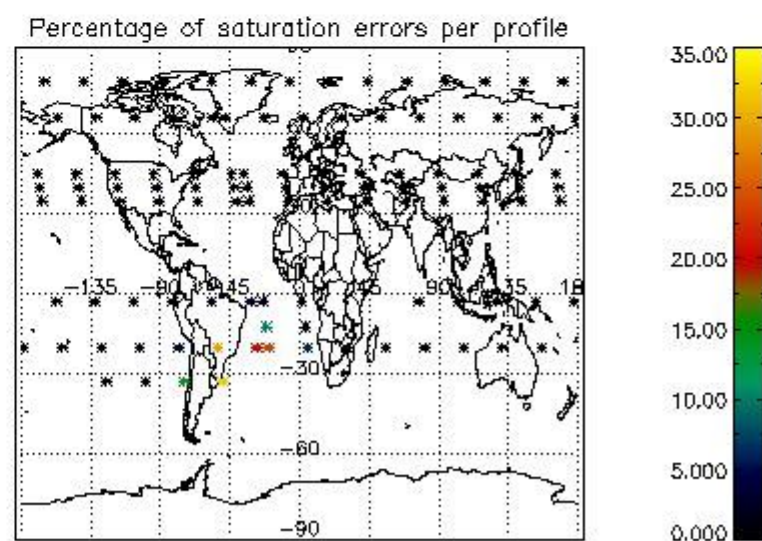
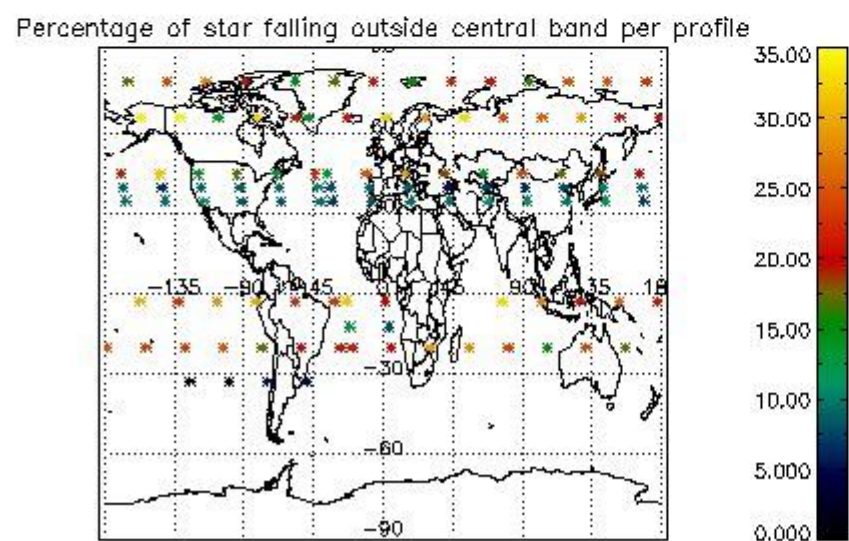
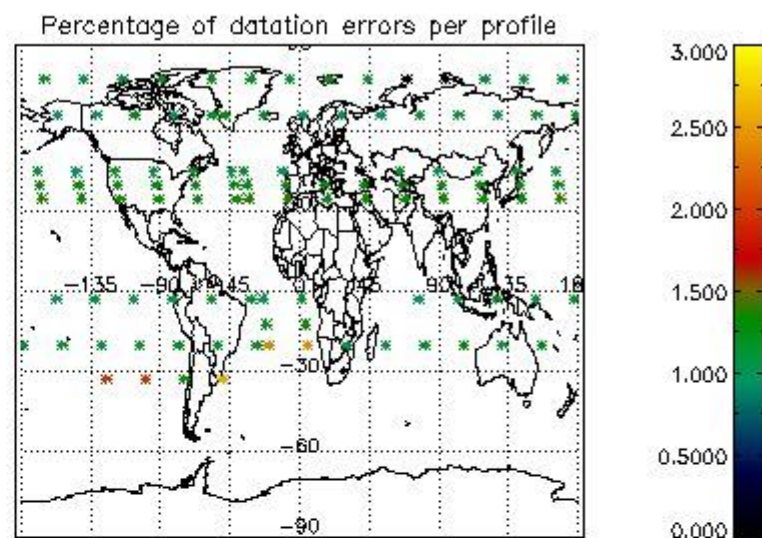
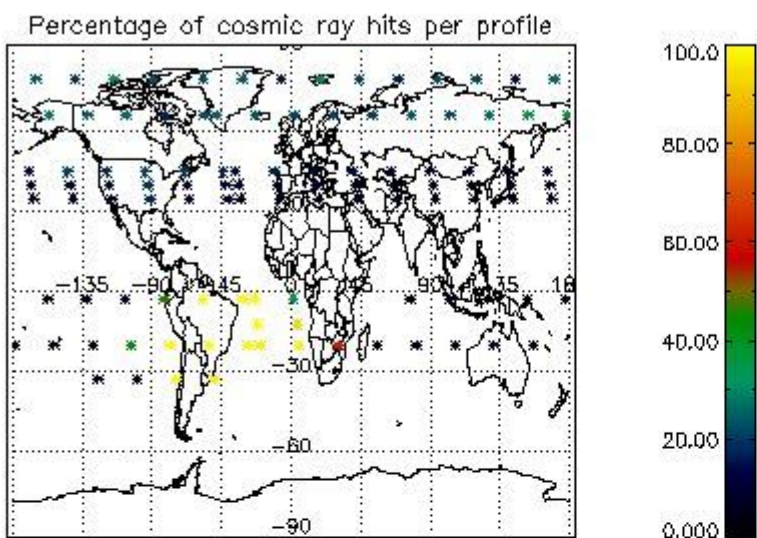
4.1.2 Plot level 1 quality information per product (time dependant): ENVI SAT DESCENDING passes





*4.2 Plot quality information per product coming from level 1b processing (world map)*

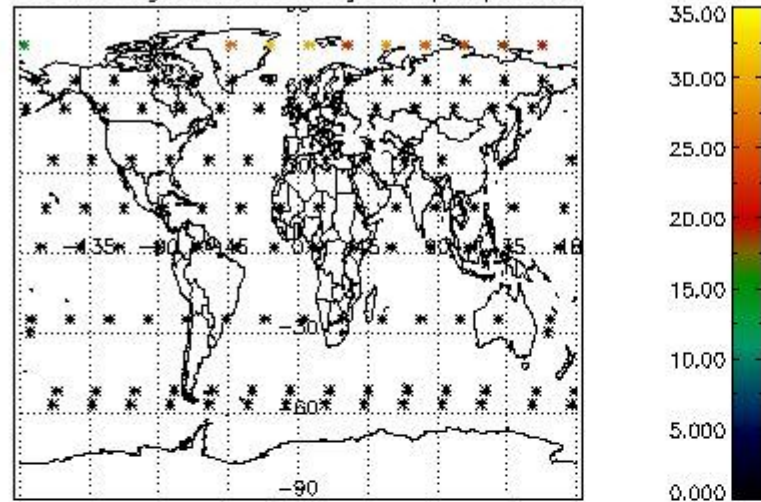
*4.2.1 Plot level 1 quality information per product (world map): ENVISAT ASCENDING passes*



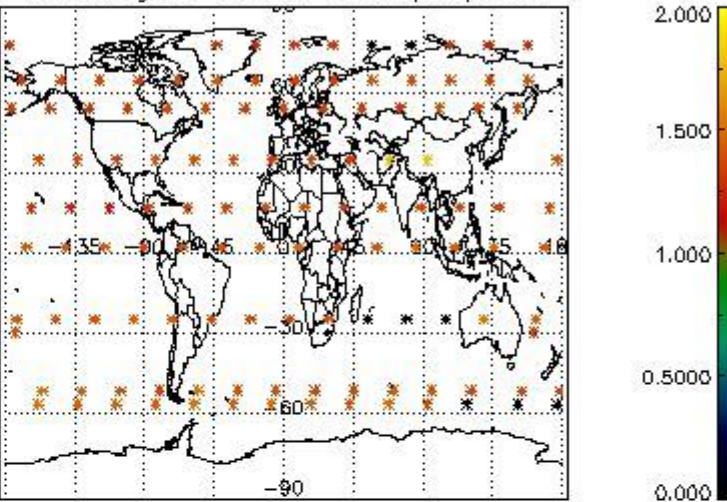
4.2.2 Plot level 1 quality information per product (world map): ENVISAT DESCENDING passes



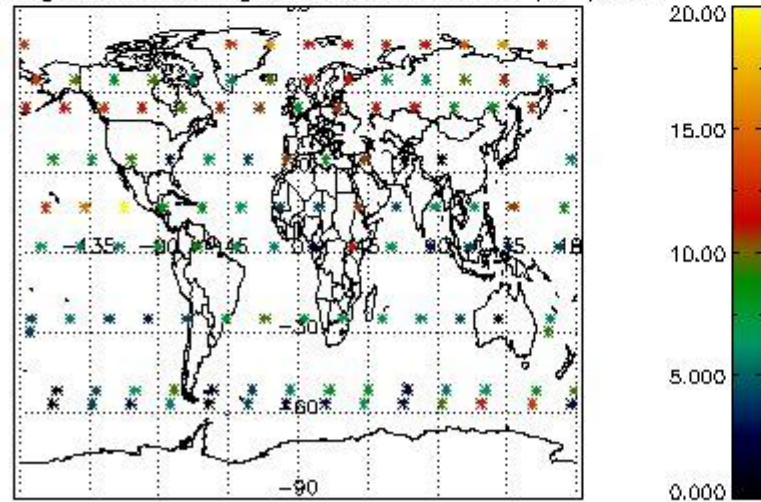
Percentage of cosmic ray hits per profile



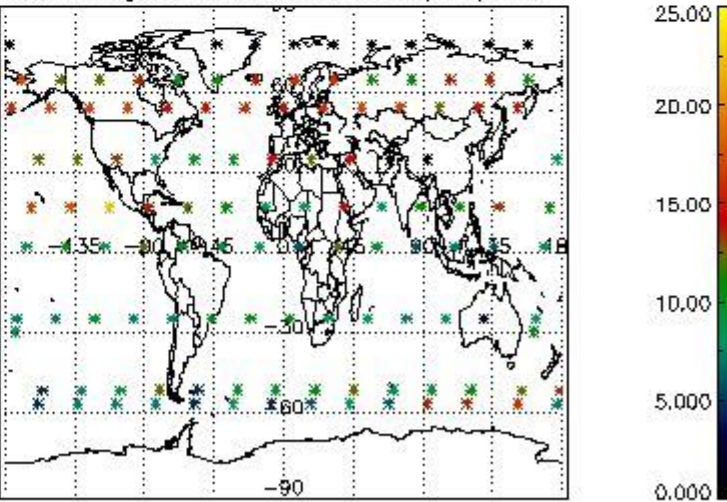
Percentage of datation errors per profile



Percentage of star falling outside central band per profile



Percentage of saturation errors per profile



## 5. Trace gas profiles

### 5.1 Ozone statistics based on quality of products

The final quality of the products can be "measured" using the STD (Standard Deviation) attached to every point profile. This information is written to the parameter GOM\_NL\_\_2P/NL\_LOCAL\_SPECIES\_DENSITY/o3\_std of the level 2 products. The table below shows the statistics for given STD ranges.

The statistics are given with respect to the overall valid production:

- Products without fatal errors: GOM\_NL\_\_2P/MPH/PRODUCT\_ERR=0
- Valid point profile: GOM\_NL\_\_2P/NL\_LOCAL\_SPECIES\_DENSITY/pcd(0)=0

The 'Criteria' is applied to valid points of dark limb products:

- Products in dark limb illumination condition: GOM\_NL\_\_2P/NL\_SUMMARY\_QUALITY/obs\_ill\_cond=0
- Products without fatal errors: GOM\_NL\_\_2P/MPH/PRODUCT\_ERR=0
- Valid point profile: GOM\_NL\_\_2P/NL\_LOCAL\_SPECIES\_DENSITY/pcd(0)=0

So, the table below shows the percentage of dark limb and valid observations for each criteria with respect to the overall valid daily observations.

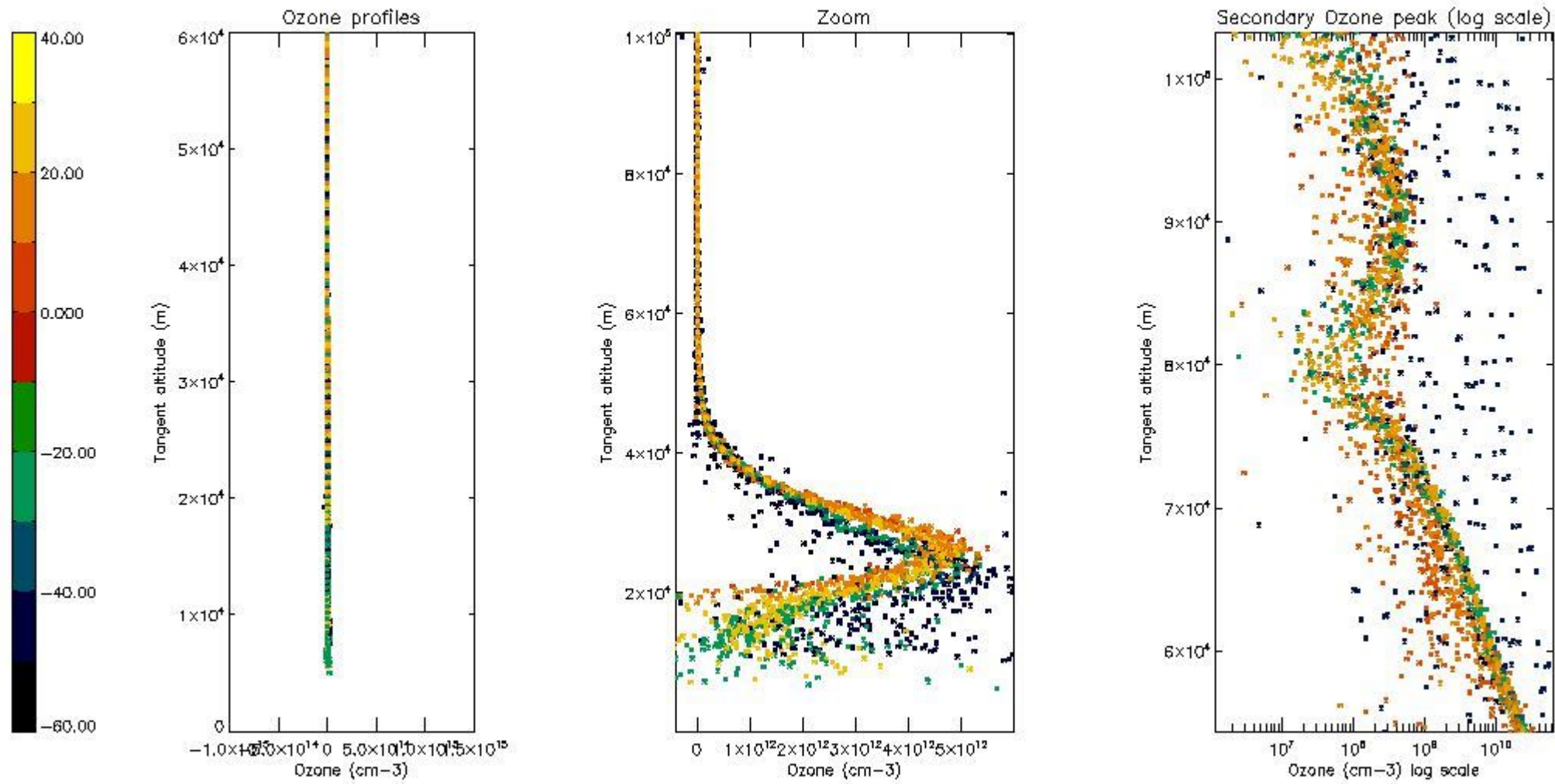
Criteria	% of total production
All STD	37
STD < 20	17



STD < 10	13
STD < 5	6

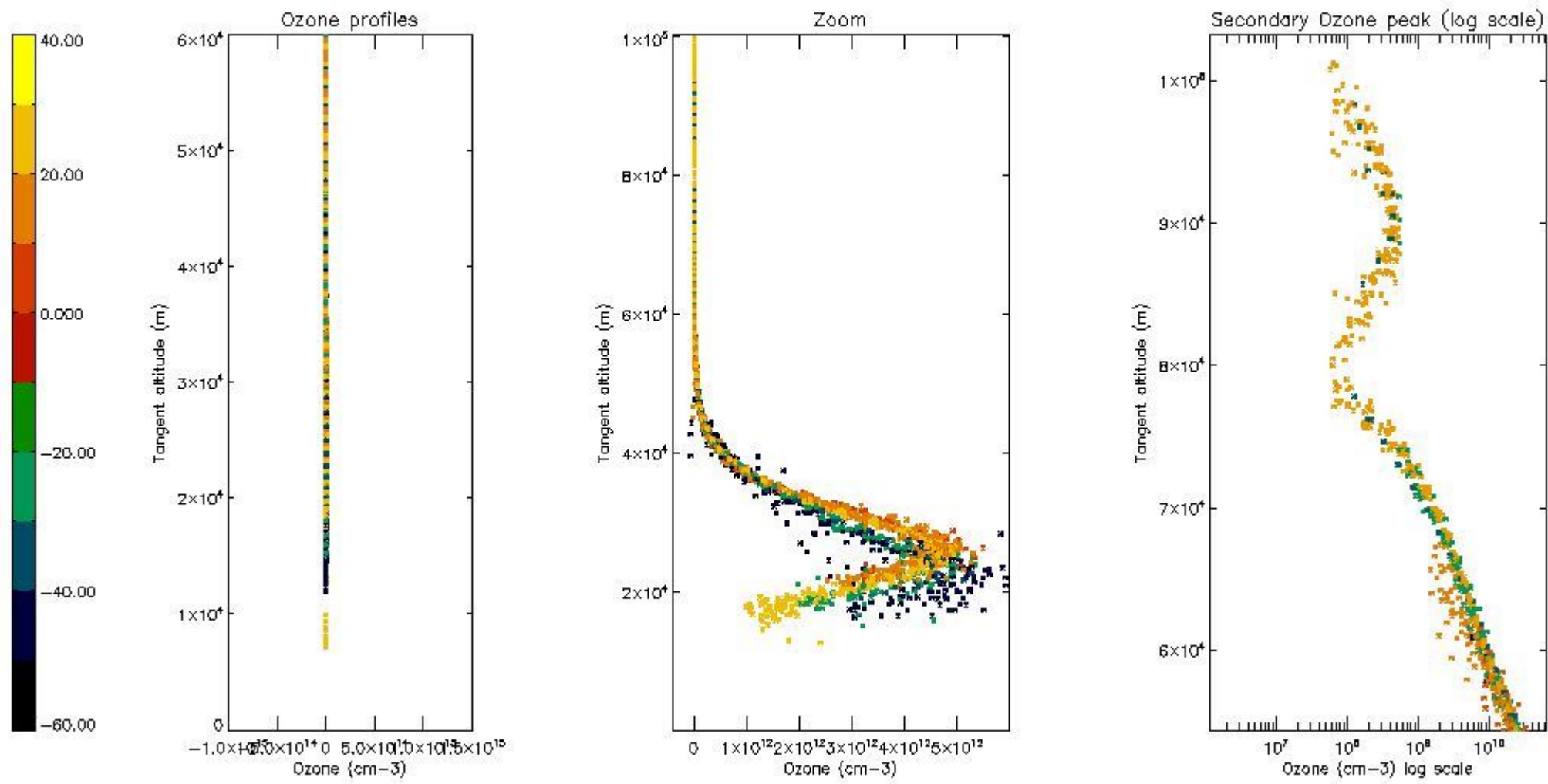
5.2 Plot ozone profiles for all STD (dark without errors)

The colorbar represents the latitude.



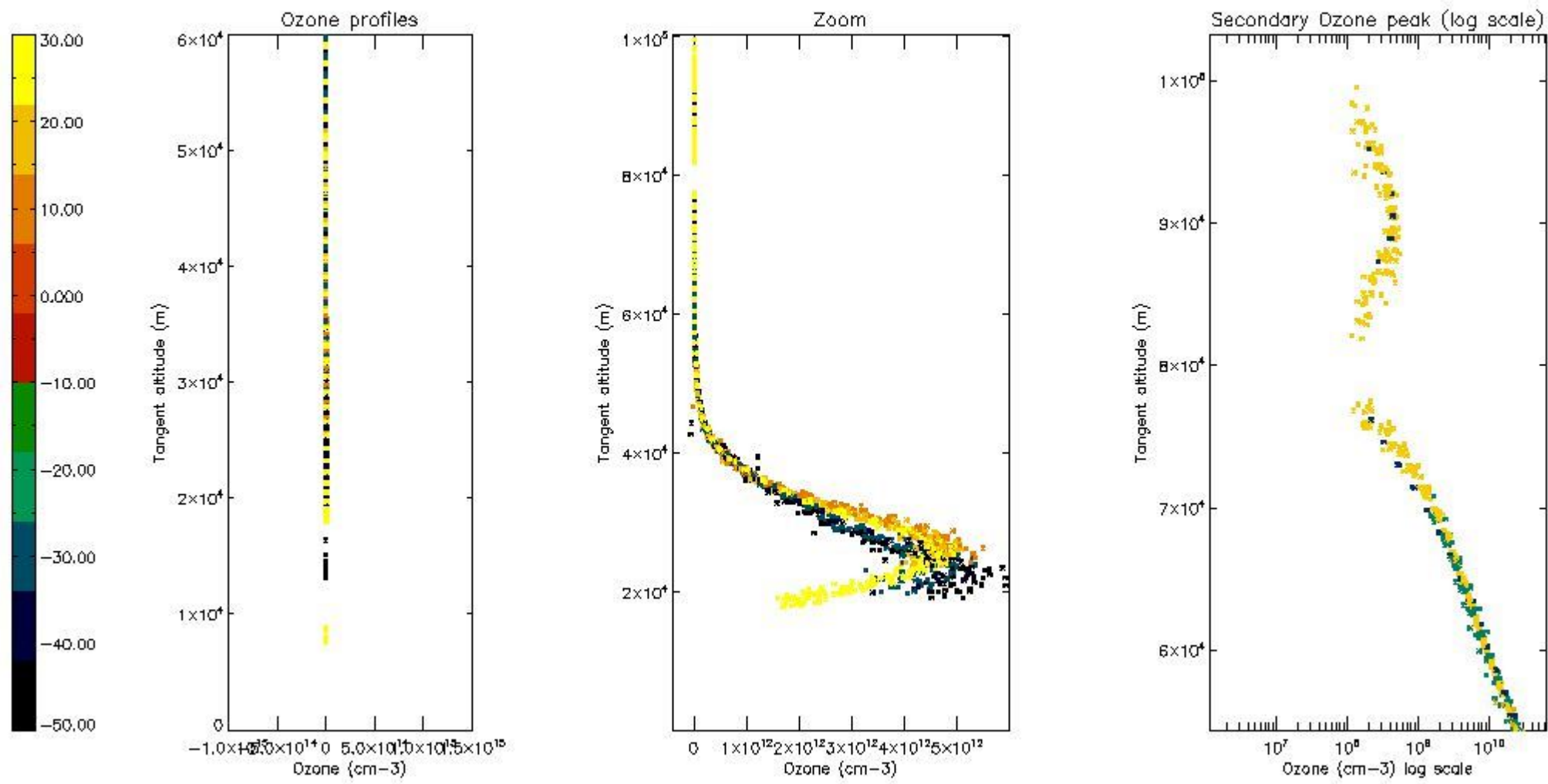
5.3 Plot ozone profiles where STD < 20% (dark without errors)

The colorbar represents the latitude.



*5.4 Plot ozone profiles where STD < 10% (dark without errors)*

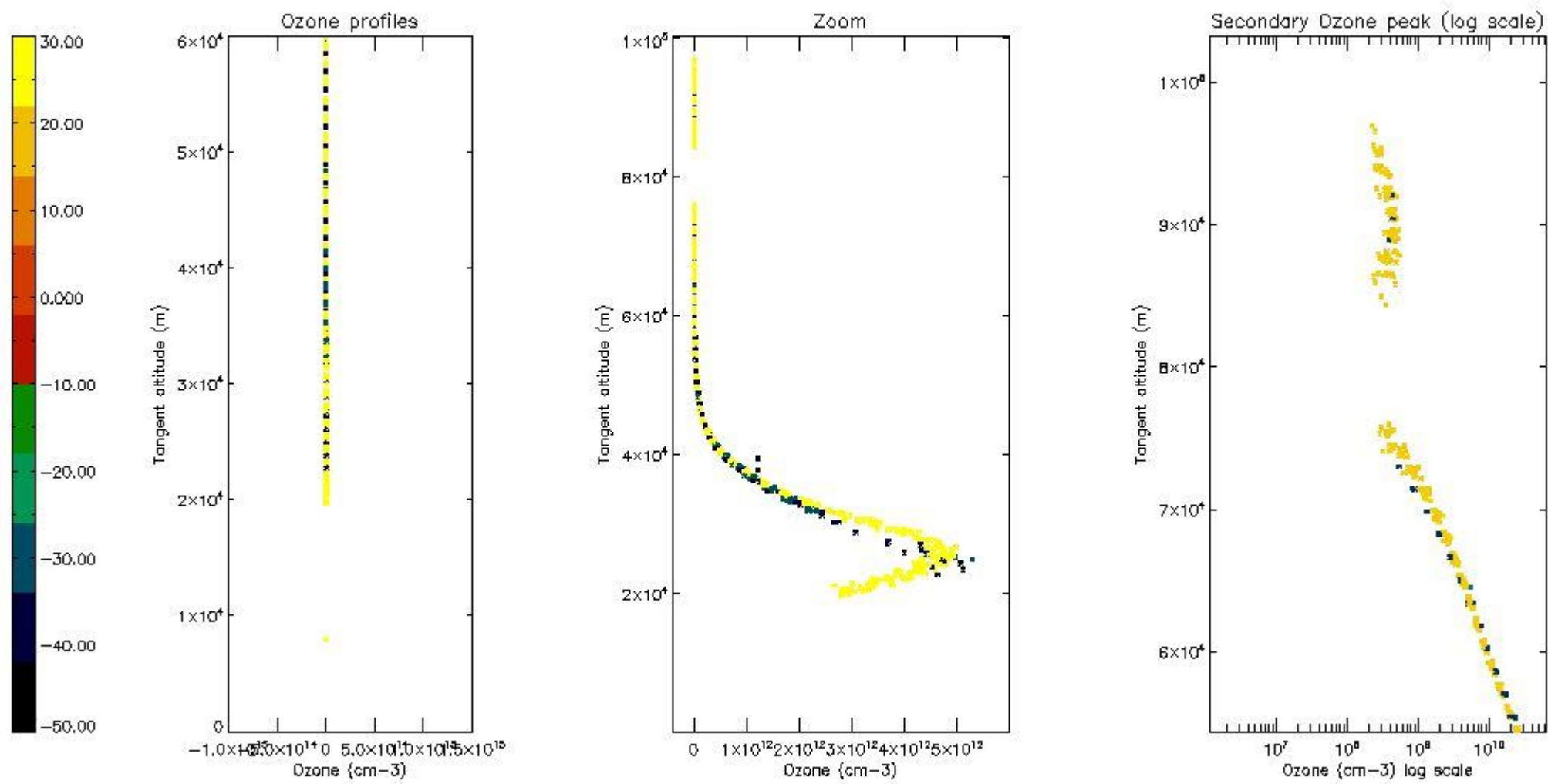
The colorbar represents the latitude.



*5.5 Plot ozone profiles where STD < 5% (dark without errors)*

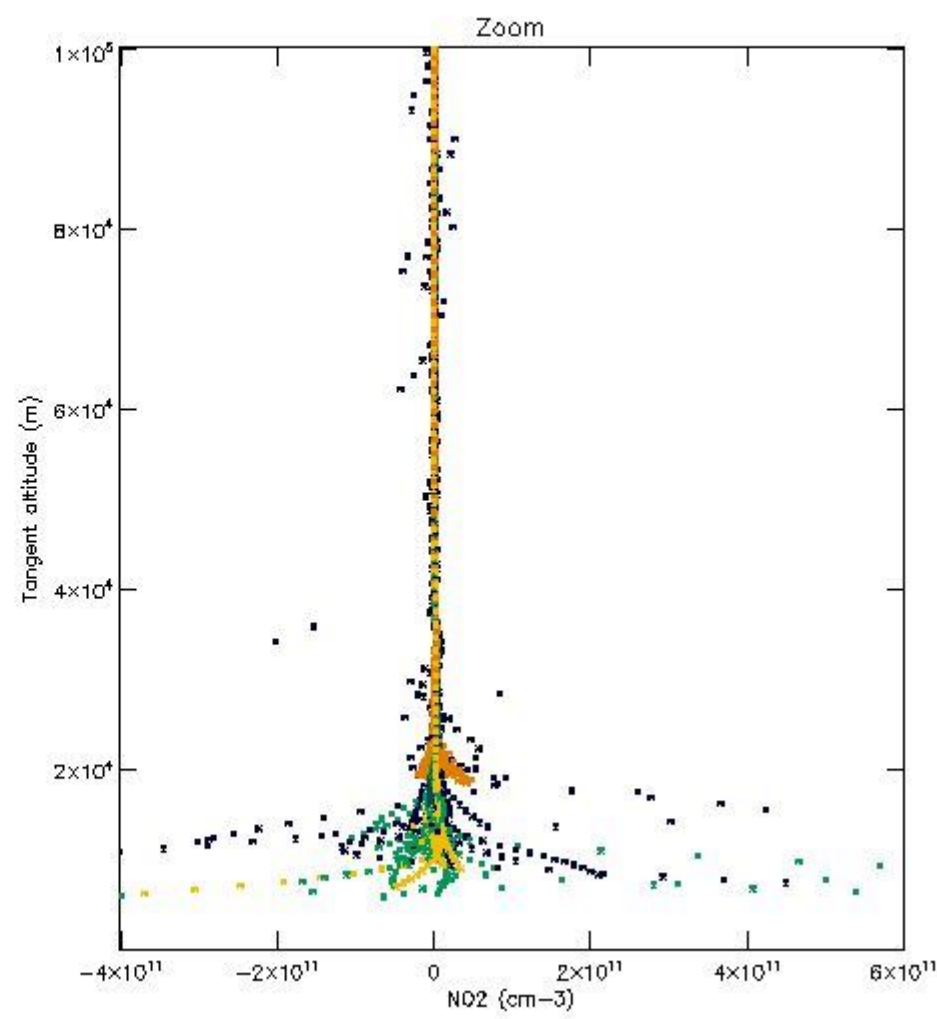
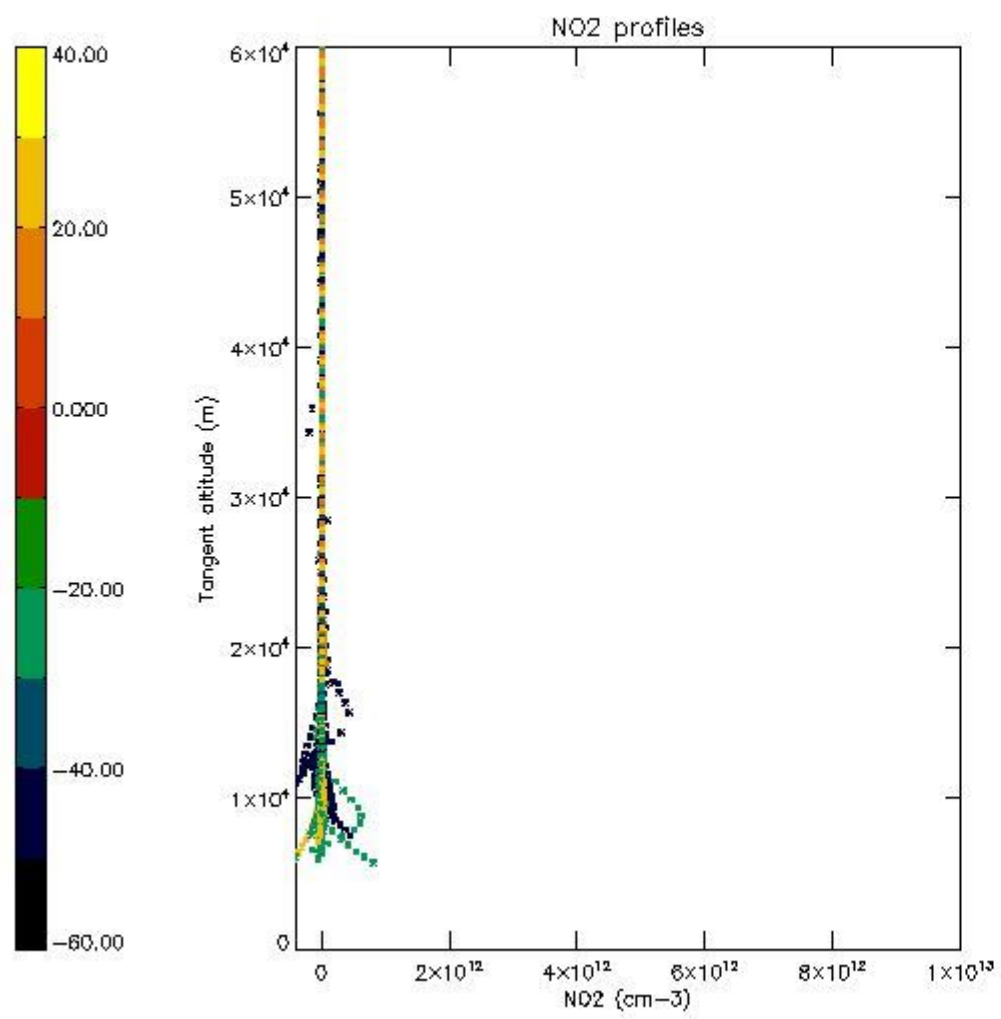
The colorbar represents the latitude.





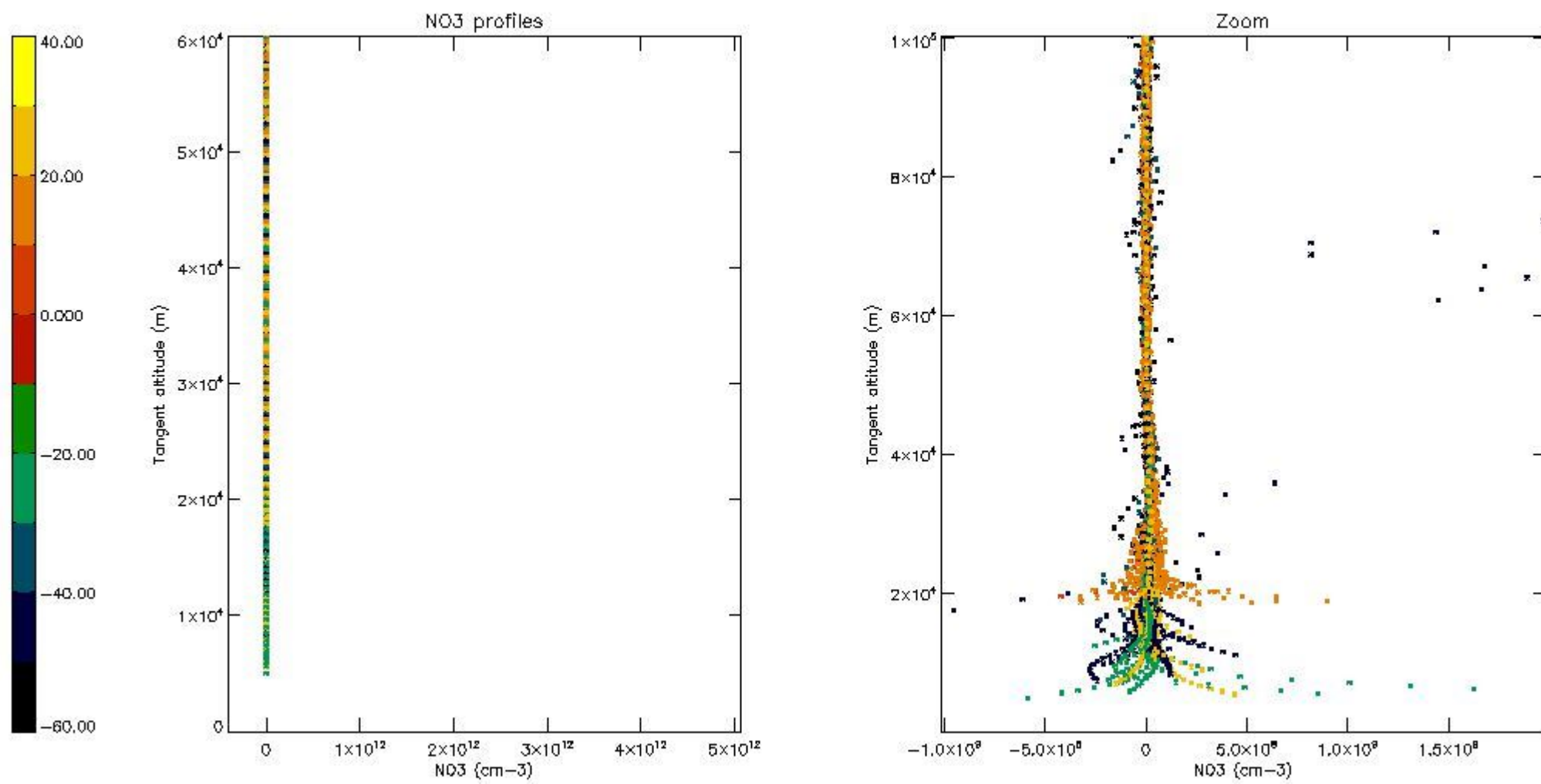
*5.6 Plot NO<sub>2</sub> profiles for all STD (dark without errors)*

The colorbar represents the latitude.



*5.7 Plot NO3 profiles for all STD (dark without errors)*

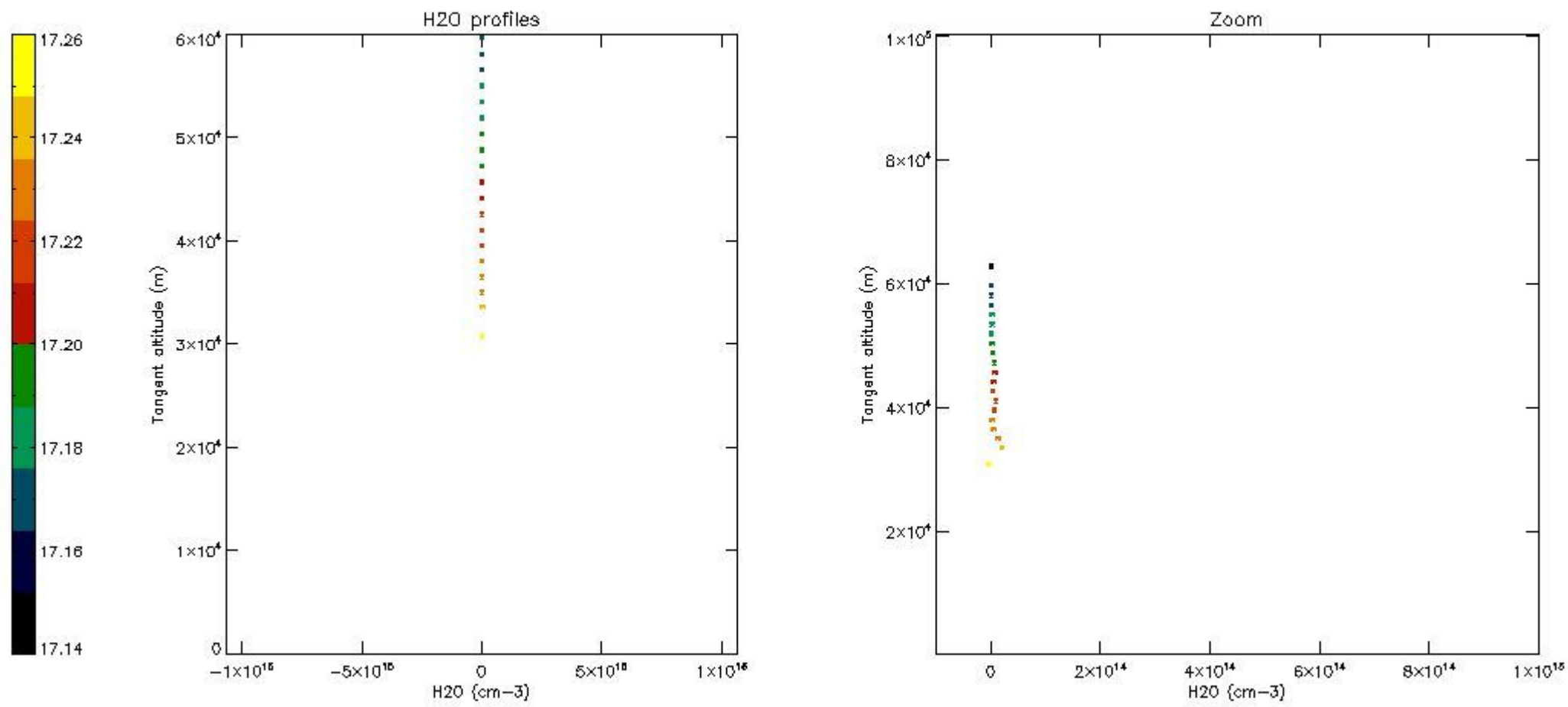
The colorbar represents the latitude.



*5.8 Plot H2O profiles for all STD (only for occultations of stars 1,2,3,4,13,14,16,26,63 dark without errors)*

The colorbar represents the latitude.





## 6. Auxiliary Data Files used for the production reported in section 2

The number reported in the third column indicates since which file (see list in section 2) the corresponding auxiliary file has been used. The fourth column is the date of those product files.

Type	Auxiliary Filename	Used since product	Used since product date
INST_PHYS_CHARACTERISTICS	GOM_INS_AXVIEC20091111_143220_20030716_120000_20500101_000000	1	20-SEP-2006 00:03:14
LEVEL-2_PROC_CONFIG	GOM_PR2_AXVIEC20091111_152718_20020301_000000_20500101_000000	1	20-SEP-2006 00:03:14
CROSS_SECTIONS_FILE	GOM_CRS_AXVIEC20091111_154832_20020301_000000_20500101_000000	1	20-SEP-2006 00:03:14

# GOMOS Level 2 Daily Report

## SUMMARY

### [1. General Info](#)

### [2. Summary of processed GOM\\_NL\\_2P products](#)

### [3. Level 2 Quality information per product](#)

#### [3.1 Plot of level 2 quality information per product \(time dependant\)](#)

#### [3.2 Plot of level 2 quality information per product \(world map\)](#)

### [4. Level 1 Quality information per product \(stored on level 2 products\)](#)

#### [4.1 Plot of level 1 quality information per product \(time dependant\)](#)

##### [4.1.1 Plot of level 1 quality information per product \(time dependant\): ASCENDING](#)

##### [4.1.2 Plot of level 1 quality information per product \(time dependant\): DESCENDING](#)

#### [4.2 Plot of level 1 quality information per product \(world map\)](#)

##### [4.2.1 Plot of level 1 quality information per product \(world map\): ASCENDING](#)

##### [4.2.2 Plot of level 1 quality information per product \(world map\): DESCENDING](#)

### [5. Ozone profiles based on quality statistics and other trace gas profiles](#)

#### [5.1 Ozone statistics based on quality of products](#)

#### [5.2 Plot ozone profiles for all STD \(dark without errors\)](#)

#### [5.3 Plot ozone profiles where STD < 20% \(dark without errors\)](#)

#### [5.4. Plot ozone profiles where STD < 10% \(dark without errors\)](#)

#### [5.5. Plot ozone profiles where STD < 5% \(dark without errors\)](#)

#### [5.6 Plot NO2 profiles for all STD \(dark without errors\)](#)

#### [5.7 Plot NO3 profiles for all STD \(dark without errors\)](#)

#### [5.8 Plot H2O profiles \(only for occultations of stars 1,2,3,4,13,14,16,26,63 dark without errors\) for all STD](#)

### [6. Auxiliary Data Files used for the production reported in section 2](#)

This report presents the daily analysis on parameters extracted from GOMOS level 2 data (GOM\_NL\_\_2P). It is intended to monitor some important parameters that will impact the quality of these products. A list of level 2 products (and content) that have arrived during the reporting day to the PCF is also given.

Item	Value
Time of report generation	24APR2013 04:18:39
Data source version	GOMOS/6.01
Start time of products	20-09-2006 (20SEP2006 00:00:00)
Stop time of products	21-09-2006 (21SEP2006 00:00:00)
Store outputs in DB	Yes
Nb of level 2 prods	230
Nb of prods with errors	0

## 2. Summary of processed GOM\_NL\_\_2P products.

Nr	Filename	UTC Start time	Limb	Duration	Star Id	Star Name	Star Mag	Star Temp	Nb Meas	Orbit	Prod. error
1	GOM_NL__2PRFIN20060920_000314_000000422051_00216_23817_1852.N1	20-SEP-2006 00:03:14	Dark	42.000	65	Lam Vel	2.2040	4400.0	84	23817	No
2	GOM_NL__2PRFIN20060920_000805_000000442051_00216_23817_1853.N1	20-SEP-2006 00:08:05	Dark	43.500	41	Eps Car	1.8600	4100.0	87	23817	No
3	GOM_NL__2PRFIN20060920_001837_000000372051_00217_23818_2050.N1	20-SEP-2006 00:18:37	Dark	37.000	135	Bet Hyi	2.8200	5800.0	74	23818	No
4	GOM_NL__2PRFIN20060920_002000_000000402051_00217_23818_2051.N1	20-SEP-2006 00:20:00	Dark	39.500	143	Alp Hyi	2.8570	7200.0	79	23818	No
5	GOM_NL__2PRFIN20060920_002127_000000472051_00217_23818_2052.N1	20-SEP-2006 00:21:27	Dark	47.000	9	Alp Eri	0.45300	24000.	94	23818	No
6	GOM_NL__2PRFIN20060920_002733_000000422051_00217_23818_2053.N1	20-SEP-2006 00:27:33	Straylight	41.500	63	Bet Gru	2.1500	2800.0	83	23818	No
7	GOM_NL__2PRFIN20060920_003208_000000422051_00217_23818_2054.N1	20-SEP-2006 00:32:08	Straylight	42.000	18	24Alp PsA	1.1660	9700.0	84	23818	No
8	GOM_NL__2PRFIN20060920_003638_000000392051_00217_23818_2055.N1	20-SEP-2006 00:36:38	Twilight_and_stray	38.500	142	49Del Cap	2.8500	8900.0	77	23818	No
9	GOM_NL__2PRFIN20060920_004049_000000362051_00217_23818_2056.N1	20-SEP-2006 00:40:49	Bright	36.000	162	34Alp Aqr	2.9440	5350.0	72	23818	No
10	GOM_NL__2PRFIN20060920_004350_000000372051_00217_23818_2057.N1	20-SEP-2006 00:43:50	Bright	37.000	61	8Eps Peg	2.1000	3900.0	74	23818	No
11	GOM_NL__2PRFIN20060920_005421_000000382051_00217_23818_2058.N1	20-SEP-2006 00:54:21	Bright	37.500	19	50Alp Cyg	1.2460	10500.	75	23818	No
12	GOM_NL__2PRFIN20060920_005832_000000342051_00217_23818_2059.N1	20-SEP-2006 00:58:32	Bright	33.500	89	5Alp Cep	2.4510	8000.0	67	23818	No
13	GOM_NL__2PRFIN20060920_010607_000000332051_00217_23818_2060.N1	20-SEP-2006 01:06:07	Bright	32.500	49	1Alp UMi	1.9900	6300.0	65	23818	No
14	GOM_NL__2PRFIN20060920_011338_000000372051_00217_23818_2061.N1	20-SEP-2006 01:13:38	Bright	36.500	36	50Alp UMa	1.8000	6300.0	73	23818	No
15	GOM_NL__2PRFIN20060920_011506_000000372051_00217_23818_2062.N1	20-SEP-2006 01:15:06	Bright	37.000	82	48Bet UMa	2.3650	10600.	74	23818	No
16	GOM_NL__2PRFIN20060920_014014_000000392051_00217_23818_2063.N1	20-SEP-2006 01:40:14	Dark	39.000	132	15Rho Pup	2.8030	6900.0	78	23818	No
17	GOM_NL__2PRFIN20060920_014350_000000432051_00217_23818_2064.N1	20-SEP-2006 01:43:50	Dark	42.500	65	Lam Vel	2.2040	4400.0	85	23818	No
18	GOM_NL__2PRFIN20060920_014841_000000432051_00217_23818_2065.N1	20-SEP-2006 01:48:41	Dark	42.500	41	Eps Car	1.8600	4100.0	85	23818	No
19	GOM_NL__2PRFIN20060920_015913_000000372051_00218_23819_1838.N1	20-SEP-2006 01:59:13	Dark	37.000	135	Bet Hyi	2.8200	5800.0	74	23819	No
20	GOM_NL__2PRFIN20060920_020037_000000392051_00218_23819_1839.N1	20-SEP-2006 02:00:37	Dark	39.000	143	Alp Hyi	2.8570	7200.0	78	23819	No
21	GOM_NL__2PRFIN20060920_020203_000000422051_00218_23819_1840.N1	20-SEP-2006 02:02:03	Dark	42.000	9	Alp Eri	0.45300	24000.	84	23819	No
22	GOM_NL__2PRFIN20060920_020809_000000512051_00218_23819_1841.N1	20-SEP-2006 02:08:09	Straylight	50.500	63	Bet Gru	2.1500	2800.0	101	23819	No
23	GOM_NL__2PRFIN20060920_021244_000000472051_00218_23819_1842.N1	20-SEP-2006 02:12:44	Straylight	47.000	18	24Alp PsA	1.1660	9700.0	94	23819	No
24	GOM_NL__2PRFIN20060920_021714_000000392051_00218_23819_1843.N1	20-SEP-2006 02:17:14	Twilight_and_stray	39.000	142	49Del Cap	2.8500	8900.0	78	23819	No
25	GOM_NL__2PRFIN20060920_022125_000000372051_00218_23819_1844.N1	20-SEP-2006 02:21:25	Bright	37.000	162	34Alp Aqr	2.9440	5350.0	74	23819	No
26	GOM_NL__2PRFIN20060920_022427_000000372051_00218_23819_1845.N1	20-SEP-2006 02:24:27	Bright	37.000	61	8Eps Peg	2.1000	3900.0	74	23819	No
27	GOM_NL__2PRFIN20060920_023457_000000372051_00218_23819_1846.N1	20-SEP-2006 02:34:57	Bright	36.500	19	50Alp Cyg	1.2460	10500.	73	23819	No
28	GOM_NL__2PRFIN20060920_023908_000000352051_00218_23819_1847.N1	20-SEP-2006 02:39:08	Bright	34.500	89	5Alp Cep	2.4510	8000.0	69	23819	No
29	GOM_NL__2PRFIN20060920_024643_000000352051_00218_23819_1848.N1	20-SEP-2006 02:46:43	Bright	35.000	49	1Alp UMi	1.9900	6300.0	70	23819	No
30	GOM_NL__2PRFIN20060920_025414_000000362051_00218_23819_1849.N1	20-SEP-2006 02:54:14	Bright	35.500	36	50Alp UMa	1.8000	6300.0	71	23819	No
31	GOM_NL__2PRFIN20060920_025542_000000372051_00218_23819_1850.N1	20-SEP-2006 02:55:42	Bright	37.000	82	48Bet UMa	2.3650	10600.	74	23819	No
32	GOM_NL__2PRFIN20060920_032050_000000392051_00218_23819_1851.N1	20-SEP-2006 03:20:50	Dark	39.000	132	15Rho Pup	2.8030	6900.0	78	23819	No
33	GOM_NL__2PRFIN20060920_032426_000000412051_00218_23819_1852.N1	20-SEP-2006 03:24:26	Dark	40.500	65	Lam Vel	2.2040	4400.0	81	23819	No
34	GOM_NL__2PRFIN20060920_032918_000000492051_00218_23819_1853.N1	20-SEP-2006 03:29:18	Dark	48.500	41	Eps Car	1.8600	4100.0	97	23819	No
35	GOM_NL__2PRFIN20060920_033949_000000372051_00219_23820_1838.N1	20-SEP-2006 03:39:49	Dark	37.000	135	Bet Hyi	2.8200	5800.0	74	23820	No
36	GOM_NL__2PRFIN20060920_034113_000000392051_00219_23820_1839.N1	20-SEP-2006 03:41:13	Dark	39.000	143	Alp Hyi	2.8570	7200.0	78	23820	No
37	GOM_NL__2PRFIN20060920_034240_000000442051_00219_23820_1840.N1	20-SEP-2006 03:42:40	Dark	44.000	9	Alp Eri	0.45300	24000.	88	23820	No
38	GOM_NL__2PRFIN20060920_034846_000000392051_00219_23820_1841.N1	20-SEP-2006 03:48:46	Straylight	39.000	63	Bet Gru	2.1500	2800.0	78	23820	No
39	GOM_NL__2PRFIN20060920_035320_000000442051_00219_23820_1842.N1	20-SEP-2006 03:53:20	Straylight	44.000	18	24Alp PsA	1.1660	9700.0	88	23820	No
40	GOM_NL__2PRFIN20060920_035750_000000402051_00219_23820_1843.N1	20-SEP-2006 03:57:50	Twilight_and_stray	40.000	142	49Del Cap	2.8500	8900.0	80	23820	No
41	GOM_NL__2PRFIN20060920_040201_000000372051_00219_23820_1844.N1	20-SEP-2006 04:02:01	Bright	36.500	162	34Alp Aqr	2.9440	5350.0	73	23820	No
42	GOM_NL__2PRFIN20060920_040503_000000362051_00219_23820_1845.N1	20-SEP-2006 04:05:03	Bright	36.000	61	8Eps Peg	2.1000	3900.0	72	23820	No

43	GOM_NL__2PRFIN20060920_041035_000000282051_00219_23820_1846.N1	20-SEP-2006 04:10:35	Bright	28.000	164	44Eta Peg	2.9480	5400.0	56	23820	No
44	GOM_NL__2PRFIN20060920_041534_000000372051_00219_23820_1847.N1	20-SEP-2006 04:15:34	Bright	36.500	19	50Alp Cyg	1.2460	10500.	73	23820	No
45	GOM_NL__2PRFIN20060920_041944_000000342051_00219_23820_1848.N1	20-SEP-2006 04:19:44	Bright	34.000	89	5Alp Cep	2.4510	8000.0	68	23820	No
46	GOM_NL__2PRFIN20060920_042719_000000352051_00219_23820_1849.N1	20-SEP-2006 04:27:19	Bright	35.000	49	1Alp UMi	1.9900	6300.0	70	23820	No
47	GOM_NL__2PRFIN20060920_043450_000000352051_00219_23820_1850.N1	20-SEP-2006 04:34:50	Bright	35.000	36	50Alp UMa	1.8000	6300.0	70	23820	No
48	GOM_NL__2PRFIN20060920_043618_000000342051_00219_23820_1851.N1	20-SEP-2006 04:36:18	Bright	34.000	82	48Bet UMa	2.3650	10600.	68	23820	No
49	GOM_NL__2PRFIN20060920_050127_000000262051_00219_23820_1852.N1	20-SEP-2006 05:01:27	Dark	26.000	132	15Rho Pup	2.8030	6900.0	52	23820	No
50	GOM_NL__2PRFIN20060920_050503_000000452051_00219_23820_1853.N1	20-SEP-2006 05:05:03	Dark	44.500	65	Lam Vel	2.2040	4400.0	89	23820	No
51	GOM_NL__2PRFIN20060920_050954_000000472051_00219_23820_1854.N1	20-SEP-2006 05:09:54	Dark	47.000	41	Eps Car	1.8600	4100.0	94	23820	No
52	GOM_NL__2PRFIN20060920_052025_000000372051_00220_23821_1838.N1	20-SEP-2006 05:20:25	Dark	37.000	135	Bet Hyi	2.8200	5800.0	74	23821	No
53	GOM_NL__2PRFIN20060920_052150_000000392051_00220_23821_1839.N1	20-SEP-2006 05:21:50	Dark	39.000	143	Alp Hyi	2.8570	7200.0	78	23821	No
54	GOM_NL__2PRFIN20060920_052316_000000432051_00220_23821_1840.N1	20-SEP-2006 05:23:16	Dark	42.500	9	Alp Eri	0.45300	24000.	85	23821	No
55	GOM_NL__2PRFIN20060920_052922_000000502051_00220_23821_1841.N1	20-SEP-2006 05:29:22	Straylight	50.000	63	Bet Gru	2.1500	2800.0	100	23821	No
56	GOM_NL__2PRFIN20060920_053356_000000412051_00220_23821_1842.N1	20-SEP-2006 05:33:56	Straylight	41.000	18	24Alp PsA	1.1660	9700.0	82	23821	No
57	GOM_NL__2PRFIN20060920_053826_000000392051_00220_23821_1843.N1	20-SEP-2006 05:38:26	Twilight_and_stray	39.000	142	49Del Cap	2.8500	8900.0	78	23821	No
58	GOM_NL__2PRFIN20060920_054237_000000362051_00220_23821_1844.N1	20-SEP-2006 05:42:37	Bright	36.000	162	34Alp Aqr	2.9440	5350.0	72	23821	No
59	GOM_NL__2PRFIN20060920_054539_000000382051_00220_23821_1845.N1	20-SEP-2006 05:45:39	Bright	38.000	61	8Eps Peg	2.1000	3900.0	76	23821	No
60	GOM_NL__2PRFIN20060920_055111_000000282051_00220_23821_1846.N1	20-SEP-2006 05:51:11	Bright	28.000	164	44Eta Peg	2.9480	5400.0	56	23821	No
61	GOM_NL__2PRFIN20060920_055610_000000362051_00220_23821_1847.N1	20-SEP-2006 05:56:10	Bright	35.500	19	50Alp Cyg	1.2460	10500.	71	23821	No
62	GOM_NL__2PRFIN20060920_060020_000000362051_00220_23821_1848.N1	20-SEP-2006 06:00:20	Bright	35.500	89	5Alp Cep	2.4510	8000.0	71	23821	No
63	GOM_NL__2PRFIN20060920_060755_000000352051_00220_23821_1849.N1	20-SEP-2006 06:07:55	Bright	35.000	49	1Alp UMi	1.9900	6300.0	70	23821	No
64	GOM_NL__2PRFIN20060920_061527_000000372051_00220_23821_1850.N1	20-SEP-2006 06:15:27	Bright	36.500	36	50Alp UMa	1.8000	6300.0	73	23821	No
65	GOM_NL__2PRFIN20060920_061654_000000362051_00220_23821_1851.N1	20-SEP-2006 06:16:54	Bright	35.500	82	48Bet UMa	2.3650	10600.	71	23821	No
66	GOM_NL__2PRFIN20060920_064204_000000262051_00220_23821_1852.N1	20-SEP-2006 06:42:04	Dark	26.000	132	15Rho Pup	2.8030	6900.0	52	23821	No
67	GOM_NL__2PRFIN20060920_064539_000000442051_00220_23821_1853.N1	20-SEP-2006 06:45:39	Dark	43.500	65	Lam Vel	2.2040	4400.0	87	23821	No
68	GOM_NL__2PRFIN20060920_065030_000000442051_00220_23821_1854.N1	20-SEP-2006 06:50:30	Dark	44.000	41	Eps Car	1.8600	4100.0	88	23821	No
69	GOM_NL__2PRFIN20060920_070102_000000372051_00221_23822_1838.N1	20-SEP-2006 07:01:02	Dark	37.000	135	Bet Hyi	2.8200	5800.0	74	23822	No
70	GOM_NL__2PRFIN20060920_070226_000000382051_00221_23822_1839.N1	20-SEP-2006 07:02:26	Dark	38.000	143	Alp Hyi	2.8570	7200.0	76	23822	No
71	GOM_NL__2PRFIN20060920_070353_000000532051_00221_23822_1840.N1	20-SEP-2006 07:03:53	Dark	52.500	9	Alp Eri	0.45300	24000.	105	23822	No
72	GOM_NL__2PRFIN20060920_070958_000000512051_00221_23822_1841.N1	20-SEP-2006 07:09:58	Straylight	50.500	63	Bet Gru	2.1500	2800.0	101	23822	No
73	GOM_NL__2PRFIN20060920_071433_000000442051_00221_23822_1842.N1	20-SEP-2006 07:14:33	Straylight	44.000	18	24Alp PsA	1.1660	9700.0	88	23822	No
74	GOM_NL__2PRFIN20060920_071903_000000382051_00221_23822_1843.N1	20-SEP-2006 07:19:03	Twilight_and_stray	37.500	142	49Del Cap	2.8500	8900.0	75	23822	No
75	GOM_NL__2PRFIN20060920_072313_000000362051_00221_23822_1844.N1	20-SEP-2006 07:23:13	Bright	35.500	162	34Alp Aqr	2.9440	5350.0	71	23822	No
76	GOM_NL__2PRFIN20060920_072615_000000382051_00221_23822_1845.N1	20-SEP-2006 07:26:15	Bright	38.000	61	8Eps Peg	2.1000	3900.0	76	23822	No
77	GOM_NL__2PRFIN20060920_073147_000000382051_00221_23822_1846.N1	20-SEP-2006 07:31:47	Bright	38.000	164	44Eta Peg	2.9480	5400.0	76	23822	No
78	GOM_NL__2PRFIN20060920_073646_000000382051_00221_23822_1847.N1	20-SEP-2006 07:36:46	Bright	38.000	19	50Alp Cyg	1.2460	10500.	76	23822	No
79	GOM_NL__2PRFIN20060920_074057_000000372051_00221_23822_1848.N1	20-SEP-2006 07:40:57	Bright	36.500	89	5Alp Cep	2.4510	8000.0	73	23822	No
80	GOM_NL__2PRFIN20060920_074831_000000362051_00221_23822_1849.N1	20-SEP-2006 07:48:31	Bright	35.500	49	1Alp UMi	1.9900	6300.0	71	23822	No
81	GOM_NL__2PRFIN20060920_075603_000000372051_00221_23822_1850.N1	20-SEP-2006 07:56:03	Bright	36.500	36	50Alp UMa	1.8000	6300.0	73	23822	No
82	GOM_NL__2PRFIN20060920_075730_000000352051_00221_23822_1851.N1	20-SEP-2006 07:57:30	Bright	34.500	82	48Bet UMa	2.3650	10600.	69	23822	No
83	GOM_NL__2PRFIN20060920_082615_000000442051_00221_23822_1852.N1	20-SEP-2006 08:26:15	Dark	43.500	65	Lam Vel	2.2040	4400.0	87	23822	No
84	GOM_NL__2PRFIN20060920_083106_000000482051_00221_23822_1853.N1	20-SEP-2006 08:31:06	Dark	48.000	41	Eps Car	1.8600	4100.0	96	23822	No
85	GOM_NL__2PRFIN20060920_084138_000000372051_00222_23823_1838.N1	20-SEP-2006 08:41:38	Dark	36.500	135	Bet Hyi	2.8200	5800.0	73	23823	No
86	GOM_NL__2PRFIN20060920_084303_000000392051_00222_23823_1839.N1	20-SEP-2006 08:43:03	Dark	39.000	143	Alp Hyi	2.8570	7200.0	78	23823	No
87	GOM_NL__2PRFIN20060920_084429_000000452051_00222_23823_1840.N1	20-SEP-2006 08:44:29	Dark	44.500	9	Alp Eri	0.45300	24000.	89	23823	No
88	GOM_NL__2PRFIN20060920_085034_000000422051_00222_23823_1841.N1	20-SEP-2006 08:50:34	Straylight	41.500	63	Bet Gru	2.1500	2800.0	83	23823	No
89	GOM_NL__2PRFIN20060920_085509_000000452051_00222_23823_1842.N1	20-SEP-2006 08:55:09	Straylight	45.000	18	24Alp PsA	1.1660	9700.0	90	23823	No
90	GOM_NL__2PRFIN20060920_085939_000000372051_00222_23823_1843.N1	20-SEP-2006 08:59:39	Twilight_and_stray	37.000	142	49Del Cap	2.8500	8900.0	74	23823	No
91	GOM_NL__2PRFIN20060920_090350_000000382051_00222_23823_1844.N1	20-SEP-2006 09:03:50	Bright	37.500	162	34Alp Aqr	2.9440	5350.0	75	23823	No
92	GOM_NL__2PRFIN20060920_090651_000000382051_00222_23823_1845.N1	20-SEP-2006 09:06:51	Bright	37.500	61	8Eps Peg	2.1000	3900.0	75	23823	No
93	GOM_NL__2PRFIN20060920_091222_000000372051_00222_23823_1846.N1	20-SEP-2006 09:12:22	Bright	37.000	164	44Eta Peg	2.9480	5400.0	74	23823	No
94	GOM_NL__2PRFIN20060920_091722_000000362051_00222_23823_1847.N1	20-SEP-2006 09:17:22	Bright	35.500	19	50Alp Cyg	1.2460	10500.	71	23823	No
95	GOM_NL__2PRFIN20060920_092133_000000342051_00222_23823_1848.N1	20-SEP-2006 09:21:33	Bright	34.000	89	5Alp Cep	2.4510	8000.0	68	23823	No
96	GOM_NL__2PRFIN20060920_092907_000000372051_00222_23823_1849.N1	20-SEP-2006 09:29:07	Bright	36.500	49	1Alp UMi	1.9900	6300.0	73	23823	No
97	GOM_NL__2PRFIN20060920_093639_000000362051_00222_23823_1850.N1	20-SEP-2006 09:36:39	Bright	35.500	36	50Alp UMa	1.8000	6300.0	71	23823	No
98	GOM_NL__2PRFIN20060920_093806_000000342051_00222_23823_1851.N1	20-SEP-2006 09:38:06	Bright	33.500	82	48Bet UMa	2.3650	10600.	67	23823	No
99	GOM_NL__2PRFIN20060920_100651_000000432051_00222_23823_1852.N1	20-SEP-2006 10:06:51	Dark	43.000	65	Lam Vel	2.2040	4400.0	86	23823	No
100	GOM_NL__2PRFIN20060920_101143_000000432051_00222_23823_1853.N1	20-SEP-2006 10:11:43	Dark	42.500	41	Eps Car	1.8600	4100.0	85	23823	No
101	GOM_NL__2PRFIN20060920_102214_000000362051_00223_23824_1838.N1	20-SEP-2006 10:22:14	Dark	36.000	135	Bet Hyi	2.8200	5800.0	72	23824	No



102	GOM_NL__2PRFIN20060920_102339_000000392051_00223_23824_1839.N1	20-SEP-2006 10:23:39	Dark	39.000	143	Alp Hyi	2.8570	7200.0	78	23824	No
103	GOM_NL__2PRFIN20060920_102505_000000462051_00223_23824_1840.N1	20-SEP-2006 10:25:05	Dark	45.500	9	Alp Eri	0.45300	24000.	91	23824	No
104	GOM_NL__2PRFIN20060920_103110_000000432051_00223_23824_1841.N1	20-SEP-2006 10:31:10	Straylight	42.500	63	Bet Gru	2.1500	2800.0	85	23824	No
105	GOM_NL__2PRFIN20060920_103545_000000452051_00223_23824_1842.N1	20-SEP-2006 10:35:45	Straylight	44.500	18	24Alp PsA	1.1660	9700.0	89	23824	No
106	GOM_NL__2PRFIN20060920_104015_000000382051_00223_23824_1843.N1	20-SEP-2006 10:40:15	Tw_i_and_stray	38.000	142	49Del Cap	2.8500	8900.0	76	23824	No
107	GOM_NL__2PRFIN20060920_104426_000000382051_00223_23824_1844.N1	20-SEP-2006 10:44:26	Bright	37.500	162	34Alp Aqr	2.9440	5350.0	75	23824	No
108	GOM_NL__2PRFIN20060920_104728_000000372051_00223_23824_1845.N1	20-SEP-2006 10:47:28	Bright	36.500	61	8Eps Peg	2.1000	3900.0	73	23824	No
109	GOM_NL__2PRFIN20060920_105258_000000382051_00223_23824_1846.N1	20-SEP-2006 10:52:58	Bright	38.000	164	44Eta Peg	2.9480	5400.0	76	23824	No
110	GOM_NL__2PRFIN20060920_105759_000000362051_00223_23824_1847.N1	20-SEP-2006 10:57:59	Bright	35.500	19	50Alp Cyg	1.2460	10500.	71	23824	No
111	GOM_NL__2PRFIN20060920_110209_000000352051_00223_23824_1848.N1	20-SEP-2006 11:02:09	Bright	35.000	89	5Alp Cep	2.4510	8000.0	70	23824	No
112	GOM_NL__2PRFIN20060920_110942_000000372051_00223_23824_1849.N1	20-SEP-2006 11:09:42	Bright	37.000	49	1Alp UMi	1.9900	6300.0	74	23824	No
113	GOM_NL__2PRFIN20060920_111715_000000362051_00223_23824_1850.N1	20-SEP-2006 11:17:15	Bright	35.500	36	50Alp UMa	1.8000	6300.0	71	23824	No
114	GOM_NL__2PRFIN20060920_111842_000000352051_00223_23824_1851.N1	20-SEP-2006 11:18:42	Bright	35.000	82	48Bet UMa	2.3650	10600.	70	23824	No
115	GOM_NL__2PRFIN20060920_114727_000000412051_00223_23824_1852.N1	20-SEP-2006 11:47:27	Dark	40.500	65	Lam Vel	2.2040	4400.0	81	23824	No
116	GOM_NL__2PRFIN20060920_115219_000000452051_00223_23824_1853.N1	20-SEP-2006 11:52:19	Dark	45.000	41	Eps Car	1.8600	4100.0	90	23824	No
117	GOM_NL__2PRFIN20060920_120250_000000382051_00224_23825_1838.N1	20-SEP-2006 12:02:50	Dark	37.500	135	Bet Hyi	2.8200	5800.0	75	23825	No
118	GOM_NL__2PRFIN20060920_120415_000000402051_00224_23825_1839.N1	20-SEP-2006 12:04:15	Dark	39.500	143	Alp Hyi	2.8570	7200.0	79	23825	No
119	GOM_NL__2PRFIN20060920_120542_000000452051_00224_23825_1840.N1	20-SEP-2006 12:05:42	Dark	44.500	9	Alp Eri	0.45300	24000.	89	23825	No
120	GOM_NL__2PRFIN20060920_121146_000000472051_00224_23825_1841.N1	20-SEP-2006 12:11:46	Straylight	47.000	63	Bet Gru	2.1500	2800.0	94	23825	No
121	GOM_NL__2PRFIN20060920_121621_000000402051_00224_23825_1842.N1	20-SEP-2006 12:16:21	Straylight	40.000	18	24Alp PsA	1.1660	9700.0	80	23825	No
122	GOM_NL__2PRFIN20060920_122051_000000392051_00224_23825_1843.N1	20-SEP-2006 12:20:51	Tw_i_and_stray	38.500	142	49Del Cap	2.8500	8900.0	77	23825	No
123	GOM_NL__2PRFIN20060920_122502_000000372051_00224_23825_1844.N1	20-SEP-2006 12:25:02	Bright	36.500	162	34Alp Aqr	2.9440	5350.0	73	23825	No
124	GOM_NL__2PRFIN20060920_122804_000000382051_00224_23825_1845.N1	20-SEP-2006 12:28:04	Bright	37.500	61	8Eps Peg	2.1000	3900.0	75	23825	No
125	GOM_NL__2PRFIN20060920_123334_000000362051_00224_23825_1846.N1	20-SEP-2006 12:33:34	Bright	35.500	164	44Eta Peg	2.9480	5400.0	71	23825	No
126	GOM_NL__2PRFIN20060920_123835_000000372051_00224_23825_1847.N1	20-SEP-2006 12:38:35	Bright	36.500	19	50Alp Cyg	1.2460	10500.	73	23825	No
127	GOM_NL__2PRFIN20060920_124245_000000362051_00224_23825_1848.N1	20-SEP-2006 12:42:45	Bright	35.500	89	5Alp Cep	2.4510	8000.0	71	23825	No
128	GOM_NL__2PRFIN20060920_125018_000000372051_00224_23825_1849.N1	20-SEP-2006 12:50:18	Bright	36.500	49	1Alp UMi	1.9900	6300.0	73	23825	No
129	GOM_NL__2PRFIN20060920_125751_000000332051_00224_23825_1850.N1	20-SEP-2006 12:57:51	Bright	32.500	36	50Alp UMa	1.8000	6300.0	65	23825	No
130	GOM_NL__2PRFIN20060920_125919_000000332051_00224_23825_1851.N1	20-SEP-2006 12:59:19	Bright	33.000	82	48Bet UMa	2.3650	10600.	66	23825	No
131	GOM_NL__2PRFIN20060920_132803_000000442051_00224_23825_1852.N1	20-SEP-2006 13:28:03	Dark	44.000	65	Lam Vel	2.2040	4400.0	88	23825	No
132	GOM_NL__2PRFIN20060920_133255_000000432051_00224_23825_1853.N1	20-SEP-2006 13:32:55	Dark	43.000	41	Eps Car	1.8600	4100.0	86	23825	No
133	GOM_NL__2PRFIN20060920_134326_000000372051_00225_23826_1934.N1	20-SEP-2006 13:43:26	Dark	37.000	135	Bet Hyi	2.8200	5800.0	74	23826	No
134	GOM_NL__2PRFIN20060920_134452_000000392051_00225_23826_1935.N1	20-SEP-2006 13:44:52	Dark	38.500	143	Alp Hyi	2.8570	7200.0	77	23826	No
135	GOM_NL__2PRFIN20060920_134618_000000442051_00225_23826_1936.N1	20-SEP-2006 13:46:18	Dark	43.500	9	Alp Eri	0.45300	24000.	87	23826	No
136	GOM_NL__2PRFIN20060920_135223_000000452051_00225_23826_1937.N1	20-SEP-2006 13:52:23	Straylight	45.000	63	Bet Gru	2.1500	2800.0	90	23826	No
137	GOM_NL__2PRFIN20060920_135657_000000422051_00225_23826_1938.N1	20-SEP-2006 13:56:57	Straylight	41.500	18	24Alp PsA	1.1660	9700.0	83	23826	No
138	GOM_NL__2PRFIN20060920_140127_000000402051_00225_23826_1939.N1	20-SEP-2006 14:01:27	Tw_i_and_stray	40.000	142	49Del Cap	2.8500	8900.0	80	23826	No
139	GOM_NL__2PRFIN20060920_140538_000000362051_00225_23826_1940.N1	20-SEP-2006 14:05:38	Bright	35.500	162	34Alp Aqr	2.9440	5350.0	71	23826	No
140	GOM_NL__2PRFIN20060920_140840_000000372051_00225_23826_1941.N1	20-SEP-2006 14:08:40	Bright	37.000	61	8Eps Peg	2.1000	3900.0	74	23826	No
141	GOM_NL__2PRFIN20060920_141410_000000362051_00225_23826_1942.N1	20-SEP-2006 14:14:10	Bright	35.500	164	44Eta Peg	2.9480	5400.0	71	23826	No
142	GOM_NL__2PRFIN20060920_141911_000000372051_00225_23826_1943.N1	20-SEP-2006 14:19:11	Bright	37.000	19	50Alp Cyg	1.2460	10500.	74	23826	No
143	GOM_NL__2PRFIN20060920_142321_000000362051_00225_23826_1944.N1	20-SEP-2006 14:23:21	Bright	35.500	89	5Alp Cep	2.4510	8000.0	71	23826	No
144	GOM_NL__2PRFIN20060920_143054_000000352051_00225_23826_1945.N1	20-SEP-2006 14:30:54	Bright	35.000	49	1Alp UMi	1.9900	6300.0	70	23826	No
145	GOM_NL__2PRFIN20060920_143827_000000372051_00225_23826_1946.N1	20-SEP-2006 14:38:27	Bright	37.000	36	50Alp UMa	1.8000	6300.0	74	23826	No
146	GOM_NL__2PRFIN20060920_143955_000000352051_00225_23826_1947.N1	20-SEP-2006 14:39:55	Bright	34.500	82	48Bet UMa	2.3650	10600.	69	23826	No
147	GOM_NL__2PRFIN20060920_150840_000000392051_00225_23826_1948.N1	20-SEP-2006 15:08:40	Dark	39.000	65	Lam Vel	2.2040	4400.0	78	23826	No
148	GOM_NL__2PRFIN20060920_151331_000000472051_00225_23826_1949.N1	20-SEP-2006 15:13:31	Dark	47.000	41	Eps Car	1.8600	4100.0	94	23826	No
149	GOM_NL__2PRFIN20060920_152402_000000372051_00226_23827_1934.N1	20-SEP-2006 15:24:02	Dark	37.000	135	Bet Hyi	2.8200	5800.0	74	23827	No
150	GOM_NL__2PRFIN20060920_152528_000000392051_00226_23827_1935.N1	20-SEP-2006 15:25:28	Dark	38.500	143	Alp Hyi	2.8570	7200.0	77	23827	No
151	GOM_NL__2PRFIN20060920_152655_000000482051_00226_23827_1936.N1	20-SEP-2006 15:26:55	Dark	48.000	9	Alp Eri	0.45300	24000.	96	23827	No
152	GOM_NL__2PRFIN20060920_153259_000000442051_00226_23827_1937.N1	20-SEP-2006 15:32:59	Straylight	44.000	63	Bet Gru	2.1500	2800.0	88	23827	No
153	GOM_NL__2PRFIN20060920_153733_000000442051_00226_23827_1938.N1	20-SEP-2006 15:37:33	Straylight	43.500	18	24Alp PsA	1.1660	9700.0	87	23827	No
154	GOM_NL__2PRFIN20060920_154203_000000392051_00226_23827_1939.N1	20-SEP-2006 15:42:03	Tw_i_and_stray	38.500	142	49Del Cap	2.8500	8900.0	77	23827	No
155	GOM_NL__2PRFIN20060920_154614_000000362051_00226_23827_1940.N1	20-SEP-2006 15:46:14	Bright	35.500	162	34Alp Aqr	2.9440	5350.0	71	23827	No
156	GOM_NL__2PRFIN20060920_154916_000000372051_00226_23827_1941.N1	20-SEP-2006 15:49:16	Bright	36.500	61	8Eps Peg	2.1000	3900.0	73	23827	No
157	GOM_NL__2PRFIN20060920_155446_000000362051_00226_23827_1942.N1	20-SEP-2006 15:54:46	Bright	35.500	164	44Eta Peg	2.9480	5400.0	71	23827	No
158	GOM_NL__2PRFIN20060920_155947_000000372051_00226_23827_1943.N1	20-SEP-2006 15:59:47	Bright	37.000	19	50Alp Cyg	1.2460	10500.	74	23827	No
159	GOM_NL__2PRFIN20060920_160357_000000372051_00226_23827_1944.N1	20-SEP-2006 16:03:57	Bright	36.500	89	5Alp Cep	2.4510	8000.0	73	23827	No
160	GOM_NL__2PRFIN20060920_161130_000000352051_00226_23827_1945.N1	20-SEP-2006 16:11:30	Bright	34.500	49	1Alp UMi	1.9900	6300.0	69	23827	No

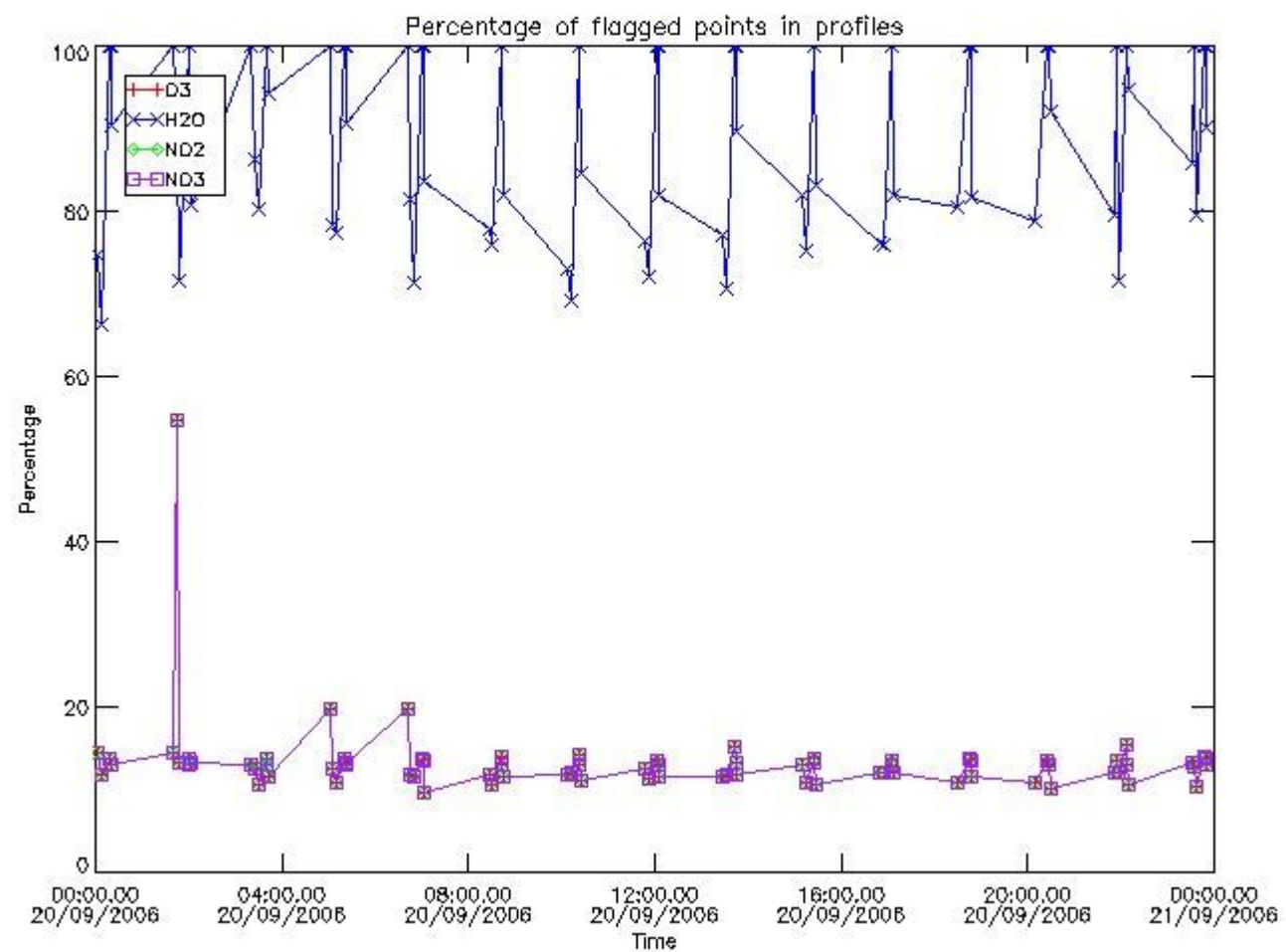
161	GOM_NL__2PRFIN20060920_161903_000000362051_00226_23827_1946.N1	20-SEP-2006 16:19:03	Bright	36.000	36	50Alp UMa	1.8000	6300.0	72	23827	No
162	GOM_NL__2PRFIN20060920_162031_000000352051_00226_23827_1947.N1	20-SEP-2006 16:20:31	Bright	34.500	82	48Bet UMa	2.3650	10600.	69	23827	No
163	GOM_NL__2PRFIN20060920_164916_000000432051_00226_23827_1948.N1	20-SEP-2006 16:49:16	Dark	42.500	65	Lam Vel	2.2040	4400.0	85	23827	No
164	GOM_NL__2PRFIN20060920_165407_000000512051_00226_23827_1949.N1	20-SEP-2006 16:54:07	Dark	50.500	41	Eps Car	1.8600	4100.0	101	23827	No
165	GOM_NL__2PRFIN20060920_170438_000000382051_00227_23828_1934.N1	20-SEP-2006 17:04:38	Dark	37.500	135	Bet Hyi	2.8200	5800.0	75	23828	No
166	GOM_NL__2PRFIN20060920_170604_000000392051_00227_23828_1935.N1	20-SEP-2006 17:06:04	Dark	39.000	143	Alp Hyi	2.8570	7200.0	78	23828	No
167	GOM_NL__2PRFIN20060920_170731_000000422051_00227_23828_1936.N1	20-SEP-2006 17:07:31	Dark	42.000	9	Alp Eri	0.45300	24000.	84	23828	No
168	GOM_NL__2PRFIN20060920_171335_000000512051_00227_23828_1937.N1	20-SEP-2006 17:13:35	Straylight	50.500	63	Bet Gru	2.1500	2800.0	101	23828	No
169	GOM_NL__2PRFIN20060920_171809_000000412051_00227_23828_1938.N1	20-SEP-2006 17:18:09	Straylight	40.500	18	24Alp PsA	1.1660	9700.0	81	23828	No
170	GOM_NL__2PRFIN20060920_172650_000000372051_00227_23828_1939.N1	20-SEP-2006 17:26:50	Bright	37.000	162	34Alp Aqr	2.9440	5350.0	74	23828	No
171	GOM_NL__2PRFIN20060920_172952_000000382051_00227_23828_1940.N1	20-SEP-2006 17:29:52	Bright	38.000	61	8Eps Peg	2.1000	3900.0	76	23828	No
172	GOM_NL__2PRFIN20060920_173522_000000382051_00227_23828_1941.N1	20-SEP-2006 17:35:22	Bright	37.500	164	44Eta Peg	2.9480	5400.0	75	23828	No
173	GOM_NL__2PRFIN20060920_174024_000000432051_00227_23828_1942.N1	20-SEP-2006 17:40:24	Bright	42.500	19	50Alp Cyg	1.2460	10500.	85	23828	No
174	GOM_NL__2PRFIN20060920_174433_000000352051_00227_23828_1943.N1	20-SEP-2006 17:44:33	Bright	35.000	89	5Alp Cep	2.4510	8000.0	70	23828	No
175	GOM_NL__2PRFIN20060920_175206_000000362051_00227_23828_1944.N1	20-SEP-2006 17:52:06	Bright	35.500	49	1Alp UMi	1.9900	6300.0	71	23828	No
176	GOM_NL__2PRFIN20060920_175940_000000352051_00227_23828_1945.N1	20-SEP-2006 17:59:40	Bright	34.500	36	50Alp UMa	1.8000	6300.0	69	23828	No
177	GOM_NL__2PRFIN20060920_180107_000000352051_00227_23828_1946.N1	20-SEP-2006 18:01:07	Bright	34.500	82	48Bet UMa	2.3650	10600.	69	23828	No
178	GOM_NL__2PRFIN20060920_182952_000000472051_00227_23828_1947.N1	20-SEP-2006 18:29:52	Dark	46.500	65	Lam Vel	2.2040	4400.0	93	23828	No
179	GOM_NL__2PRFIN20060920_184514_000000372051_00228_23829_1934.N1	20-SEP-2006 18:45:14	Dark	37.000	135	Bet Hyi	2.8200	5800.0	74	23829	No
180	GOM_NL__2PRFIN20060920_184641_000000382051_00228_23829_1935.N1	20-SEP-2006 18:46:41	Dark	37.500	143	Alp Hyi	2.8570	7200.0	75	23829	No
181	GOM_NL__2PRFIN20060920_184808_000000442051_00228_23829_1936.N1	20-SEP-2006 18:48:08	Dark	43.500	9	Alp Eri	0.45300	24000.	87	23829	No
182	GOM_NL__2PRFIN20060920_185411_000000472051_00228_23829_1937.N1	20-SEP-2006 18:54:11	Straylight	47.000	63	Bet Gru	2.1500	2800.0	94	23829	No
183	GOM_NL__2PRFIN20060920_185846_000000432051_00228_23829_1938.N1	20-SEP-2006 18:58:46	Straylight	43.000	18	24Alp PsA	1.1660	9700.0	86	23829	No
184	GOM_NL__2PRFIN20060920_190726_000000372051_00228_23829_1939.N1	20-SEP-2006 19:07:26	Bright	36.500	162	34Alp Aqr	2.9440	5350.0	73	23829	No
185	GOM_NL__2PRFIN20060920_191028_000000392051_00228_23829_1940.N1	20-SEP-2006 19:10:28	Bright	38.500	61	8Eps Peg	2.1000	3900.0	77	23829	No
186	GOM_NL__2PRFIN20060920_191558_000000372051_00228_23829_1941.N1	20-SEP-2006 19:15:58	Bright	36.500	164	44Eta Peg	2.9480	5400.0	73	23829	No
187	GOM_NL__2PRFIN20060920_192100_000000402051_00228_23829_1942.N1	20-SEP-2006 19:21:00	Bright	40.000	19	50Alp Cyg	1.2460	10500.	80	23829	No
188	GOM_NL__2PRFIN20060920_192509_000000352051_00228_23829_1943.N1	20-SEP-2006 19:25:09	Bright	35.000	89	5Alp Cep	2.4510	8000.0	70	23829	No
189	GOM_NL__2PRFIN20060920_193242_000000362051_00228_23829_1944.N1	20-SEP-2006 19:32:42	Bright	35.500	49	1Alp UMi	1.9900	6300.0	71	23829	No
190	GOM_NL__2PRFIN20060920_194016_000000342051_00228_23829_1945.N1	20-SEP-2006 19:40:16	Bright	33.500	36	50Alp UMa	1.8000	6300.0	67	23829	No
191	GOM_NL__2PRFIN20060920_194143_000000332051_00228_23829_1946.N1	20-SEP-2006 19:41:43	Bright	33.000	82	48Bet UMa	2.3650	10600.	66	23829	No
192	GOM_NL__2PRFIN20060920_201028_000000482051_00228_23829_1947.N1	20-SEP-2006 20:10:28	Dark	47.500	65	Lam Vel	2.2040	4400.0	95	23829	No
193	GOM_NL__2PRFIN20060920_202550_000000382051_00229_23830_1934.N1	20-SEP-2006 20:25:50	Dark	37.500	135	Bet Hyi	2.8200	5800.0	75	23830	No
194	GOM_NL__2PRFIN20060920_202717_000000392051_00229_23830_1935.N1	20-SEP-2006 20:27:17	Dark	39.000	143	Alp Hyi	2.8570	7200.0	78	23830	No
195	GOM_NL__2PRFIN20060920_202844_000000502051_00229_23830_1936.N1	20-SEP-2006 20:28:44	Dark	50.000	9	Alp Eri	0.45300	24000.	100	23830	No
196	GOM_NL__2PRFIN20060920_203447_000000502051_00229_23830_1937.N1	20-SEP-2006 20:34:47	Straylight	50.000	63	Bet Gru	2.1500	2800.0	100	23830	No
197	GOM_NL__2PRFIN20060920_203922_000000412051_00229_23830_1938.N1	20-SEP-2006 20:39:22	Straylight	41.000	18	24Alp PsA	1.1660	9700.0	82	23830	No
198	GOM_NL__2PRFIN20060920_204802_000000372051_00229_23830_1939.N1	20-SEP-2006 20:48:02	Bright	36.500	162	34Alp Aqr	2.9440	5350.0	73	23830	No
199	GOM_NL__2PRFIN20060920_205104_000000382051_00229_23830_1940.N1	20-SEP-2006 20:51:04	Bright	38.000	61	8Eps Peg	2.1000	3900.0	76	23830	No
200	GOM_NL__2PRFIN20060920_205633_000000372051_00229_23830_1941.N1	20-SEP-2006 20:56:33	Bright	36.500	164	44Eta Peg	2.9480	5400.0	73	23830	No
201	GOM_NL__2PRFIN20060920_210136_000000392051_00229_23830_1942.N1	20-SEP-2006 21:01:36	Bright	39.000	19	50Alp Cyg	1.2460	10500.	78	23830	No
202	GOM_NL__2PRFIN20060920_210545_000000352051_00229_23830_1943.N1	20-SEP-2006 21:05:45	Bright	35.000	89	5Alp Cep	2.4510	8000.0	70	23830	No
203	GOM_NL__2PRFIN20060920_211318_000000352051_00229_23830_1944.N1	20-SEP-2006 21:13:18	Bright	35.000	49	1Alp UMi	1.9900	6300.0	70	23830	No
204	GOM_NL__2PRFIN20060920_211436_000000362051_00229_23830_1945.N1	20-SEP-2006 21:14:36	Bright	35.500	60	7Bet UMi	2.0810	3950.0	71	23830	No
205	GOM_NL__2PRFIN20060920_212052_000000372051_00229_23830_1946.N1	20-SEP-2006 21:20:52	Bright	37.000	36	50Alp UMa	1.8000	6300.0	74	23830	No
206	GOM_NL__2PRFIN20060920_212219_000000342051_00229_23830_1947.N1	20-SEP-2006 21:22:19	Bright	34.000	82	48Bet UMa	2.3650	10600.	68	23830	No
207	GOM_NL__2PRFIN20060920_215104_000000422051_00229_23830_1948.N1	20-SEP-2006 21:51:04	Dark	42.000	65	Lam Vel	2.2040	4400.0	84	23830	No
208	GOM_NL__2PRFIN20060920_215313_000000382051_00229_23830_1949.N1	20-SEP-2006 21:53:13	Dark	38.000	34	Gam2Vel	1.7930	23000.	76	23830	No
209	GOM_NL__2PRFIN20060920_215556_000000432051_00229_23830_1950.N1	20-SEP-2006 21:55:56	Dark	42.500	41	Eps Car	1.8600	4100.0	85	23830	No
210	GOM_NL__2PRFIN20060920_220626_000000372051_00230_23831_1934.N1	20-SEP-2006 22:06:26	Dark	36.500	135	Bet Hyi	2.8200	5800.0	73	23831	No
211	GOM_NL__2PRFIN20060920_220754_000000402051_00230_23831_1935.N1	20-SEP-2006 22:07:54	Dark	39.500	143	Alp Hyi	2.8570	7200.0	79	23831	No
212	GOM_NL__2PRFIN20060920_220920_000000492051_00230_23831_1936.N1	20-SEP-2006 22:09:20	Dark	48.500	9	Alp Eri	0.45300	24000.	97	23831	No
213	GOM_NL__2PRFIN20060920_221523_000000432051_00230_23831_1937.N1	20-SEP-2006 22:15:23	Straylight	42.500	63	Bet Gru	2.1500	2800.0	85	23831	No
214	GOM_NL__2PRFIN20060920_221958_000000402051_00230_23831_1938.N1	20-SEP-2006 22:19:58	Straylight	40.000	18	24Alp PsA	1.1660	9700.0	80	23831	No
215	GOM_NL__2PRFIN20060920_222838_000000382051_00230_23831_1939.N1	20-SEP-2006 22:28:38	Bright	38.000	162	34Alp Aqr	2.9440	5350.0	76	23831	No
216	GOM_NL__2PRFIN20060920_223140_000000382051_00230_23831_1940.N1	20-SEP-2006 22:31:40	Bright	37.500	61	8Eps Peg	2.1000	3900.0	75	23831	No
217	GOM_NL__2PRFIN20060920_223709_000000362051_00230_23831_1941.N1	20-SEP-2006 22:37:09	Bright	35.500	164	44Eta Peg	2.9480	5400.0	71	23831	No
218	GOM_NL__2PRFIN20060920_224212_000000372051_00230_23831_1942.N1	20-SEP-2006 22:42:12	Bright	36.500	19	50Alp Cyg	1.2460	10500.	73	23831	No
219	GOM_NL__2PRFIN20060920_224621_000000352051_00230_23831_1943.N1	20-SEP-2006 22:46:21	Bright	35.000	89	5Alp Cep	2.4510	8000.0	70	23831	No

220	GOM_NL__2PRFIN20060920_225354_000000352051_00230_23831_1944.N1	20-SEP-2006 22:53:54	Bright	35.000	49	1Alp UMi	1.9900	6300.0	70	23831	No
221	GOM_NL__2PRFIN20060920_225513_000000372051_00230_23831_1945.N1	20-SEP-2006 22:55:13	Bright	37.000	60	7Bet UMi	2.0810	3950.0	74	23831	No
222	GOM_NL__2PRFIN20060920_230128_000000372051_00230_23831_1946.N1	20-SEP-2006 23:01:28	Bright	36.500	36	50Alp UMa	1.8000	6300.0	73	23831	No
223	GOM_NL__2PRFIN20060920_230255_000000382051_00230_23831_1947.N1	20-SEP-2006 23:02:55	Bright	37.500	82	48Bet UMa	2.3650	10600.	75	23831	No
224	GOM_NL__2PRFIN20060920_233140_000000432051_00230_23831_1948.N1	20-SEP-2006 23:31:40	Dark	42.500	65	Lam Vel	2.2040	4400.0	85	23831	No
225	GOM_NL__2PRFIN20060920_233349_000000402051_00230_23831_1949.N1	20-SEP-2006 23:33:49	Dark	40.000	34	Gam2Vel	1.7930	23000.	80	23831	No
226	GOM_NL__2PRFIN20060920_233632_000000492051_00230_23831_1950.N1	20-SEP-2006 23:36:32	Dark	49.000	41	Eps Car	1.8600	4100.0	98	23831	No
227	GOM_NL__2PRFIN20060920_234702_000000372051_00231_23832_1954.N1	20-SEP-2006 23:47:02	Dark	36.500	135	Bet Hyi	2.8200	5800.0	73	23832	No
228	GOM_NL__2PRFIN20060920_234830_000000392051_00231_23832_1955.N1	20-SEP-2006 23:48:30	Dark	39.000	143	Alp Hyi	2.8570	7200.0	78	23832	No
229	GOM_NL__2PRFIN20060920_234957_000000412051_00231_23832_1956.N1	20-SEP-2006 23:49:57	Dark	41.000	9	Alp Eri	0.45300	24000.	82	23832	No
230	GOM_NL__2PRFIN20060920_235559_000000392051_00231_23832_1957.N1	20-SEP-2006 23:55:59	Straylight	39.000	63	Bet Gru	2.1500	2800.0	78	23832	No

### 3. Quality information per product

In this section it is plotted some information contained in the Quality Summary data set of the level 2 products. Only products in dark limb conditions and without errors (error flag in the MPH set to "0") are used.

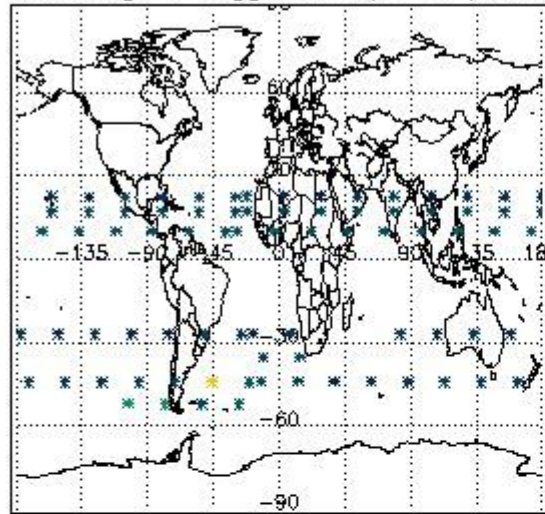
#### 3.1 Plot quality information per product (time dependant)



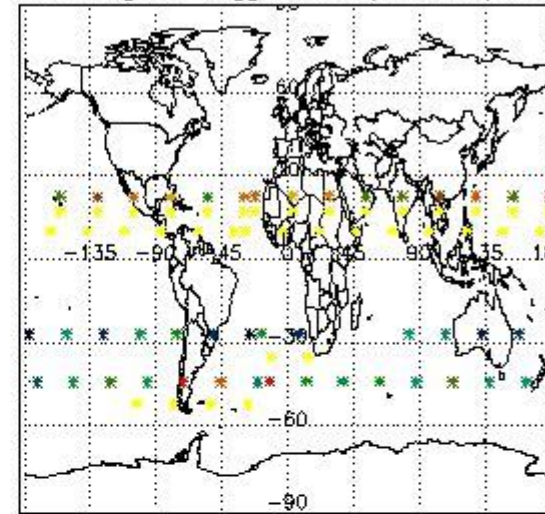
#### 3.2 Plot quality information per product (world map)




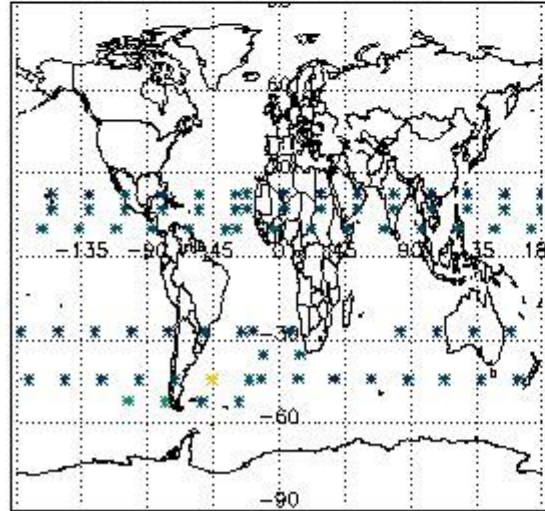
Percentage of flagged data per O3 profile



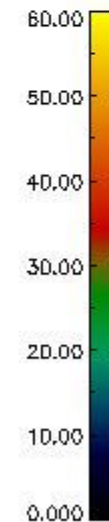
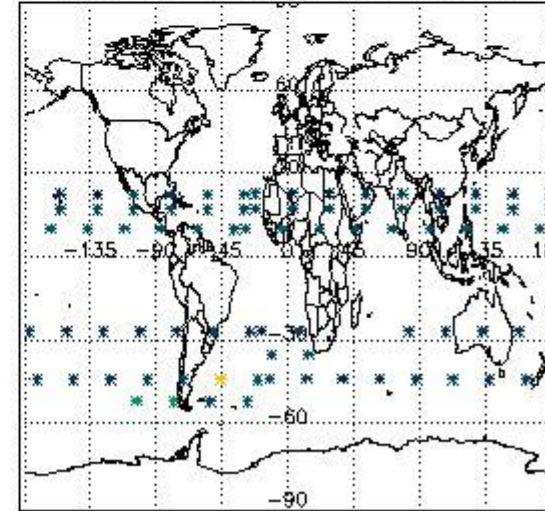
Percentage of flagged data per H2O profile



Percentage of flagged data per NO2 profile



Percentage of flagged data per NO3 profile



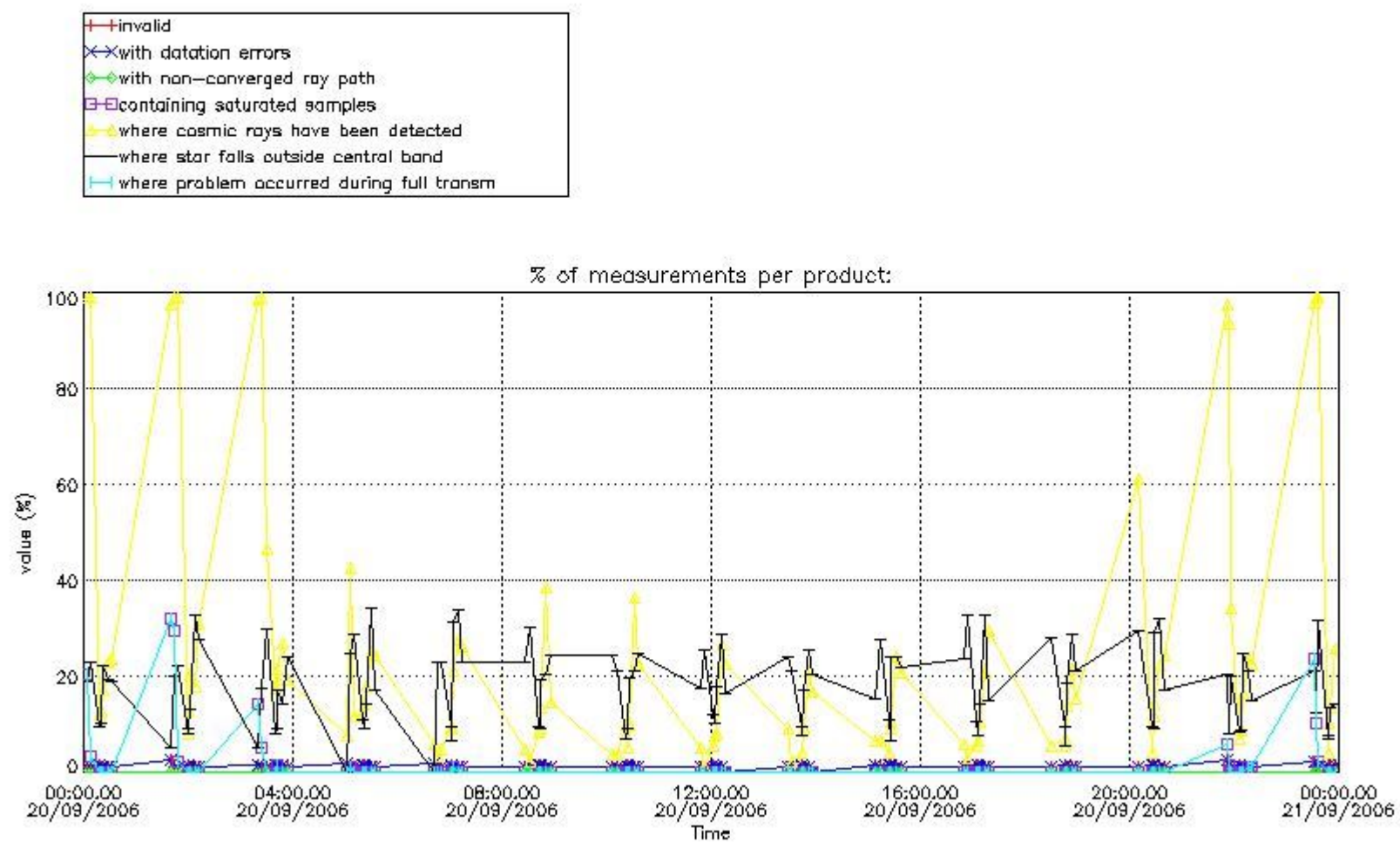
#### 4. Level 1 quality information per product

In this section it is plotted some information contained in the Quality Summary data set of the level 2 products that comes from the level 1b processing. Products without errors (error flag in the MPH set to "0") are used.

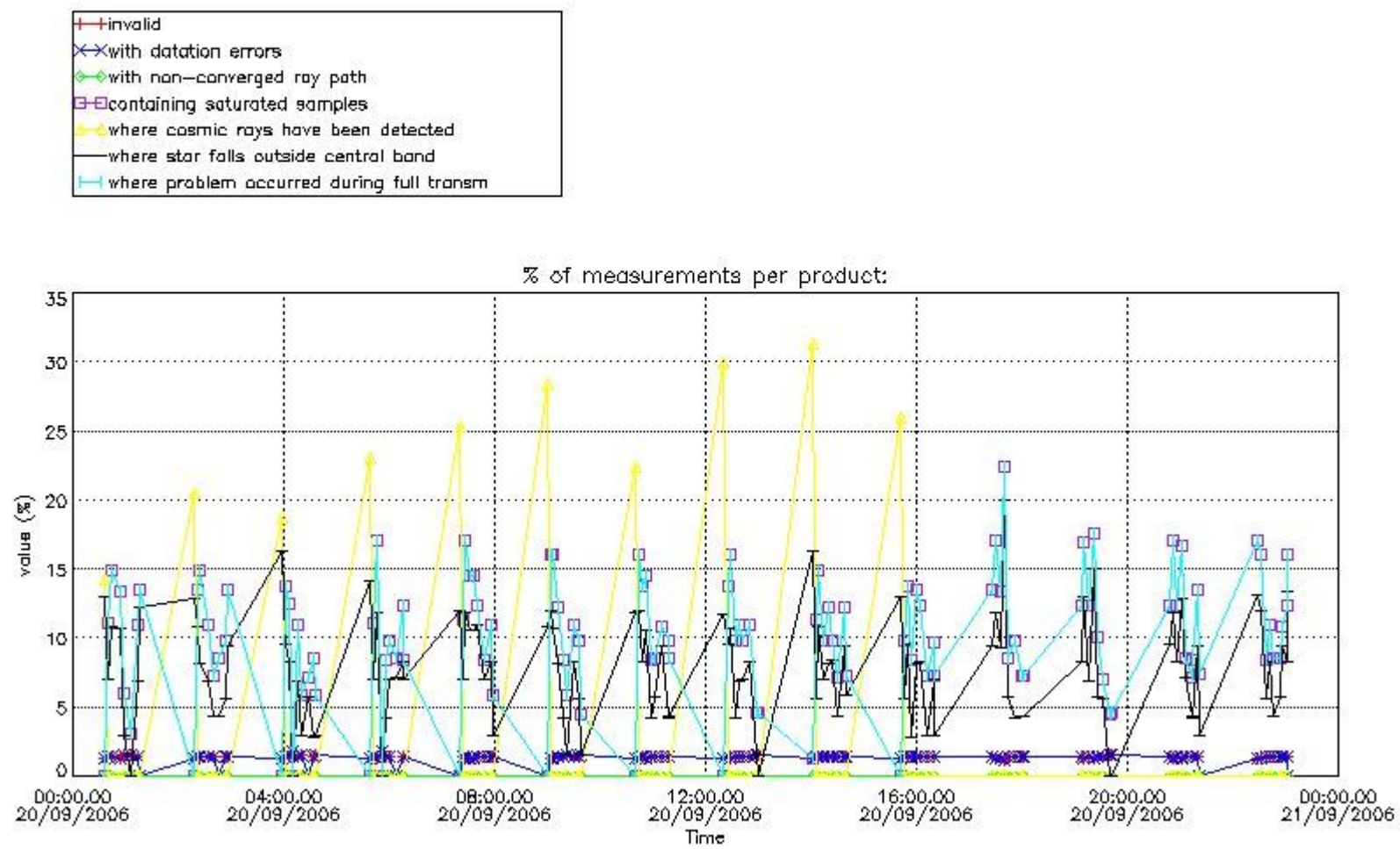
##### 4.1 Plot quality information per product (time dependant) coming from level 1b processing

###### 4.1.1 Plot level 1 quality information per product (time dependant): ENVISAT ASCENDING passes



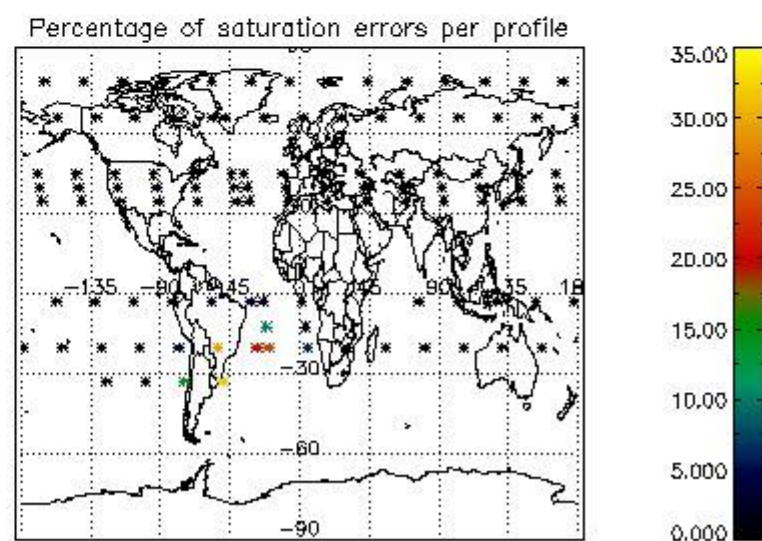
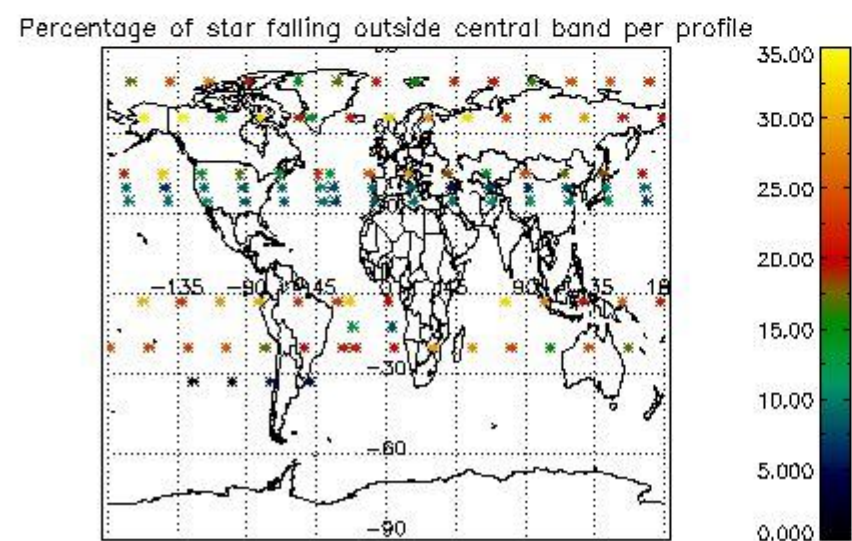
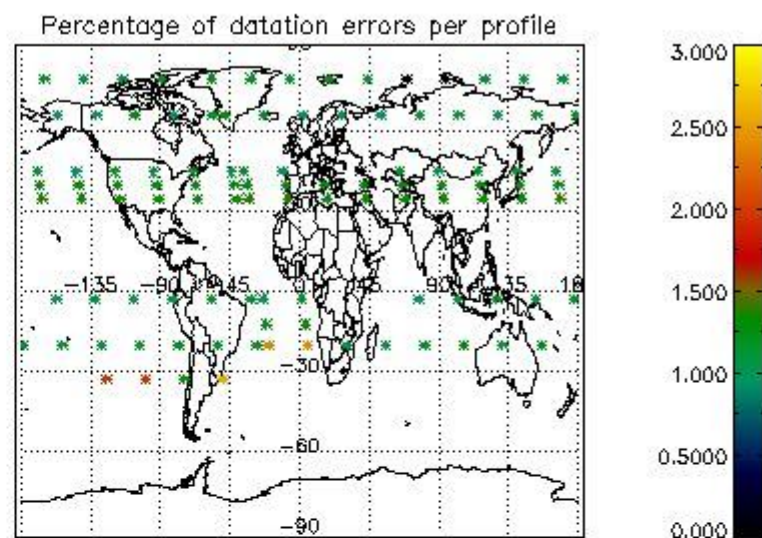
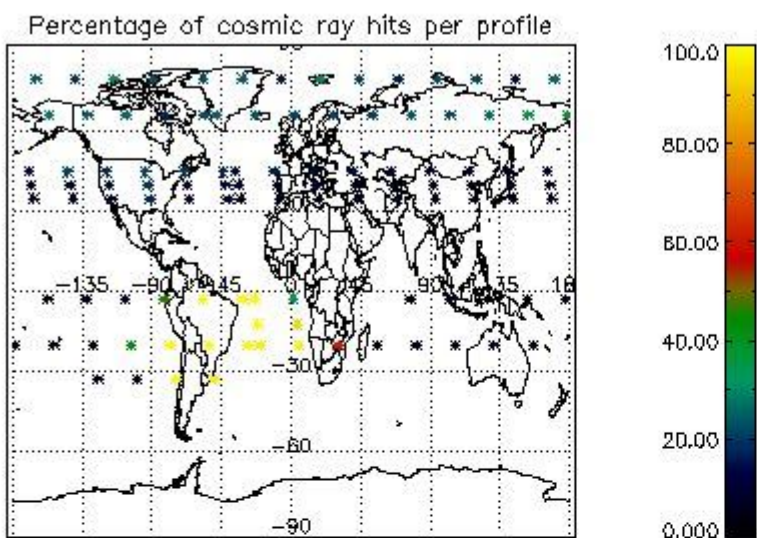


4.1.2 Plot level 1 quality information per product (time dependant): ENVI SAT DESCENDING passes



*4.2 Plot quality information per product coming from level 1b processing (world map)*

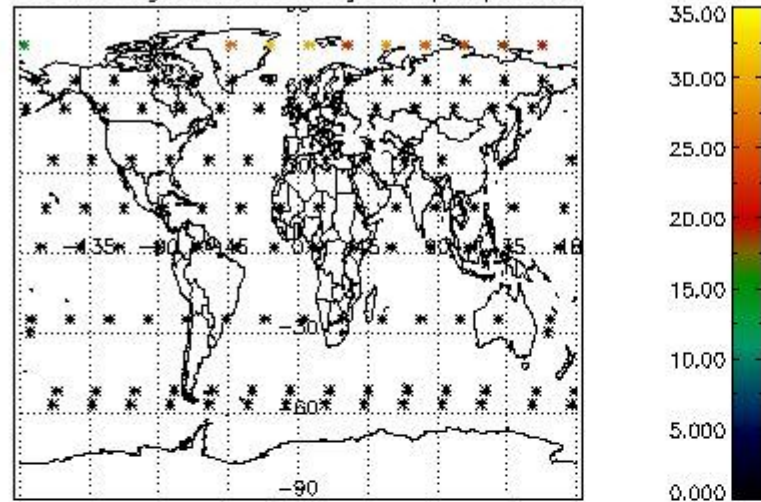
*4.2.1 Plot level 1 quality information per product (world map): ENVISAT ASCENDING passes*



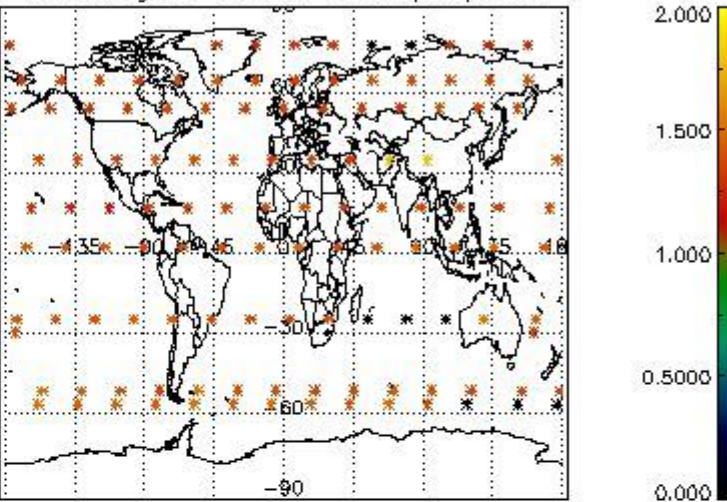
4.2.2 Plot level 1 quality information per product (world map): ENVISAT DESCENDING passes



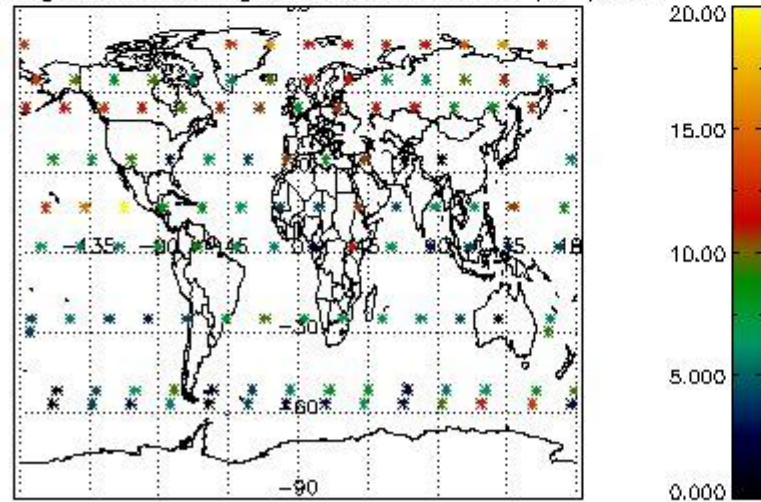
Percentage of cosmic ray hits per profile



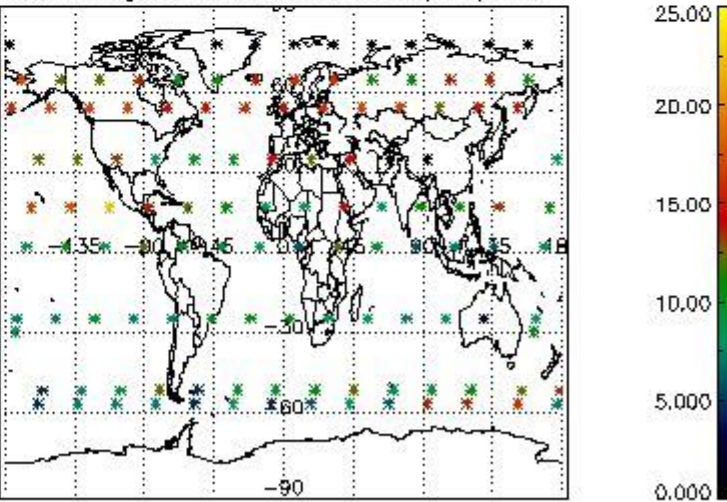
Percentage of datation errors per profile



Percentage of star falling outside central band per profile



Percentage of saturation errors per profile



## 5. Trace gas profiles

### 5.1 Ozone statistics based on quality of products

The final quality of the products can be "measured" using the STD (Standard Deviation) attached to every point profile. This information is written to the parameter GOM\_NL\_\_2P/NL\_LOCAL\_SPECIES\_DENSITY/o3\_std of the level 2 products. The table below shows the statistics for given STD ranges.

The statistics are given with respect to the overall valid production:

- Products without fatal errors: GOM\_NL\_\_2P/MPH/PRODUCT\_ERR=0
- Valid point profile: GOM\_NL\_\_2P/NL\_LOCAL\_SPECIES\_DENSITY/pcd(0)=0

The 'Criteria' is applied to valid points of dark limb products:

- Products in dark limb illumination condition: GOM\_NL\_\_2P/NL\_SUMMARY\_QUALITY/obs\_ill\_cond=0
- Products without fatal errors: GOM\_NL\_\_2P/MPH/PRODUCT\_ERR=0
- Valid point profile: GOM\_NL\_\_2P/NL\_LOCAL\_SPECIES\_DENSITY/pcd(0)=0

So, the table below shows the percentage of dark limb and valid observations for each criteria with respect to the overall valid daily observations.

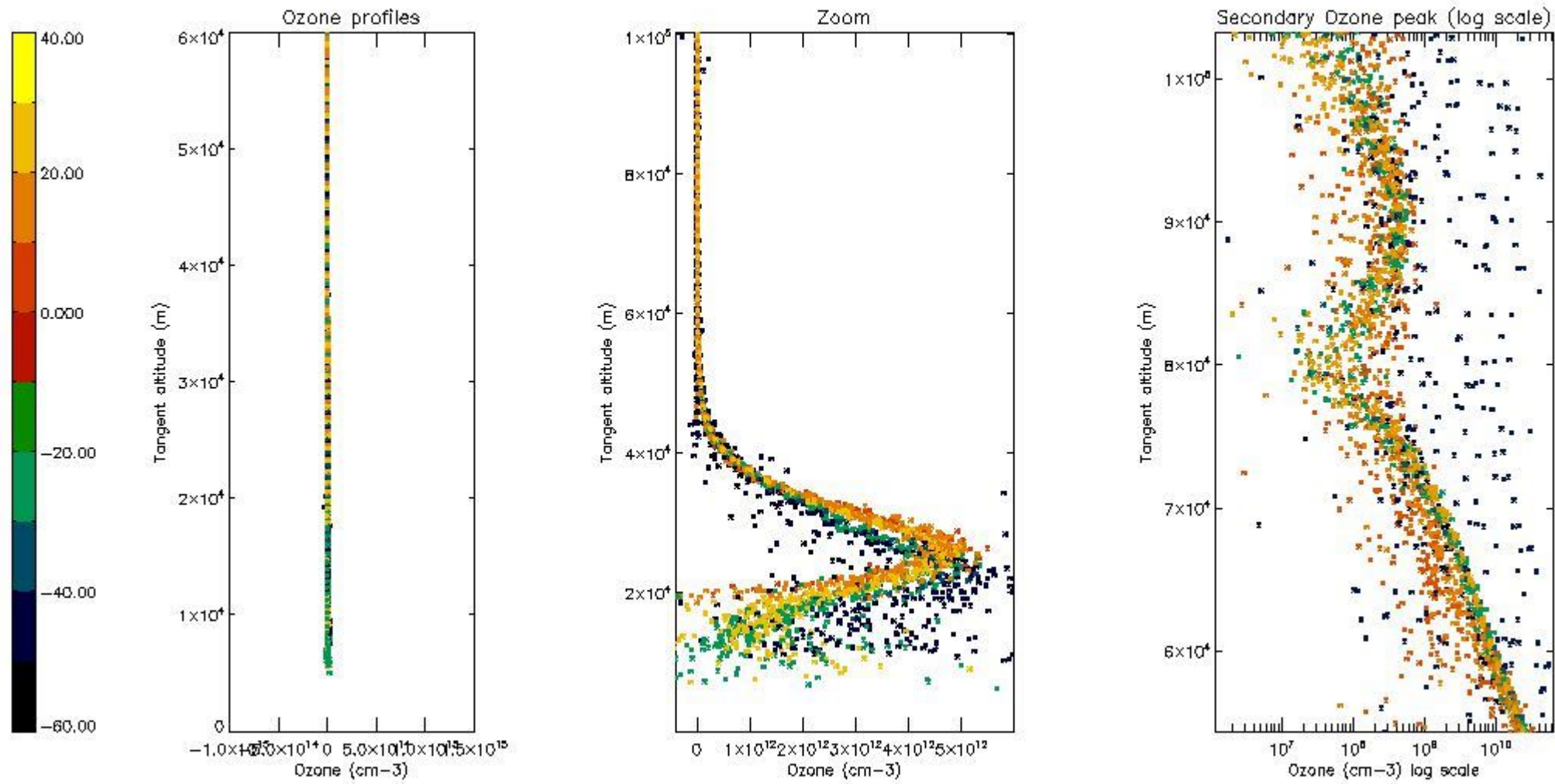
Criteria	% of total production
All STD	37
STD < 20	17



STD < 10	13
STD < 5	6

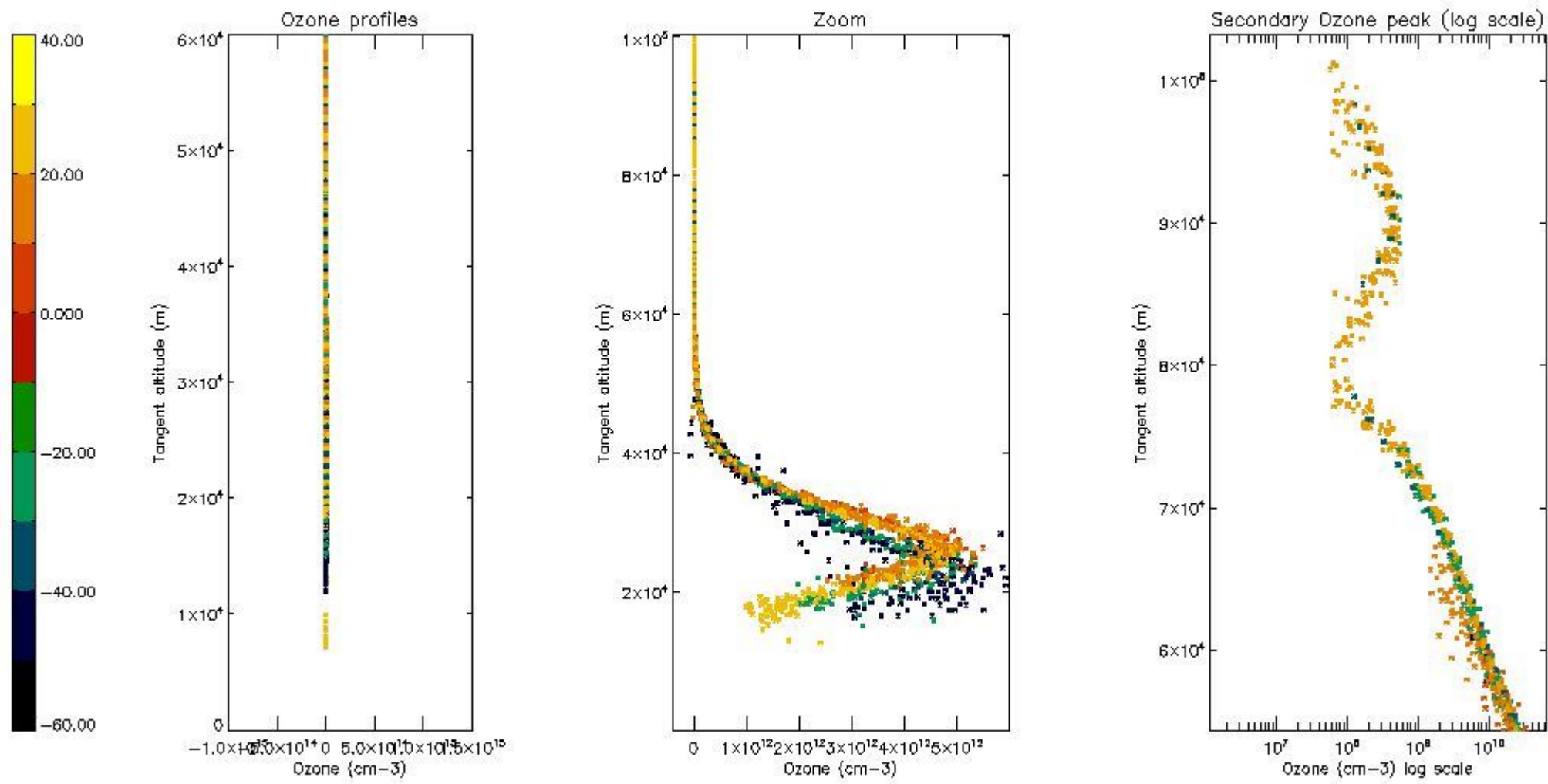
5.2 Plot ozone profiles for all STD (dark without errors)

The colorbar represents the latitude.



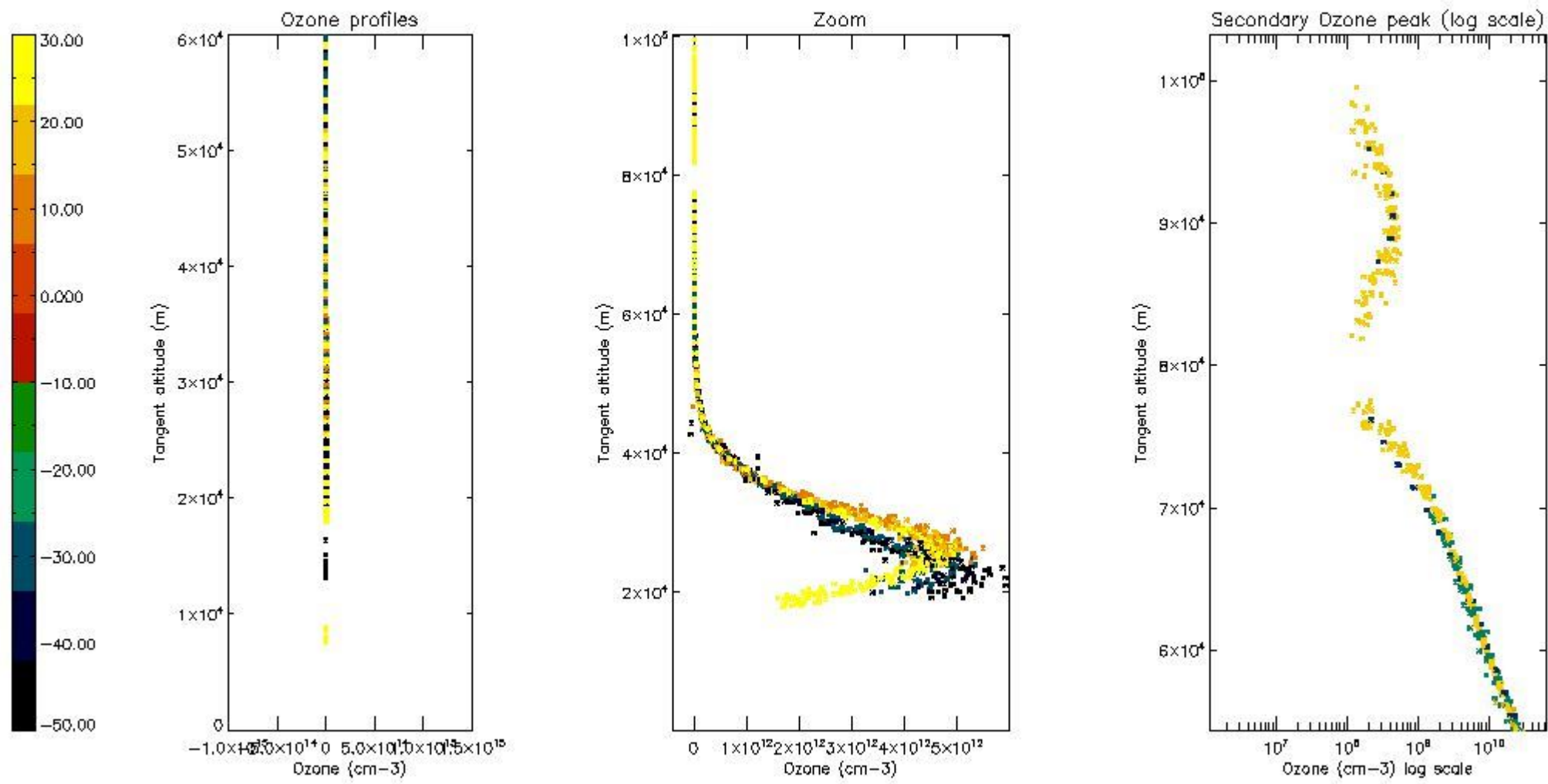
5.3 Plot ozone profiles where STD < 20% (dark without errors)

The colorbar represents the latitude.



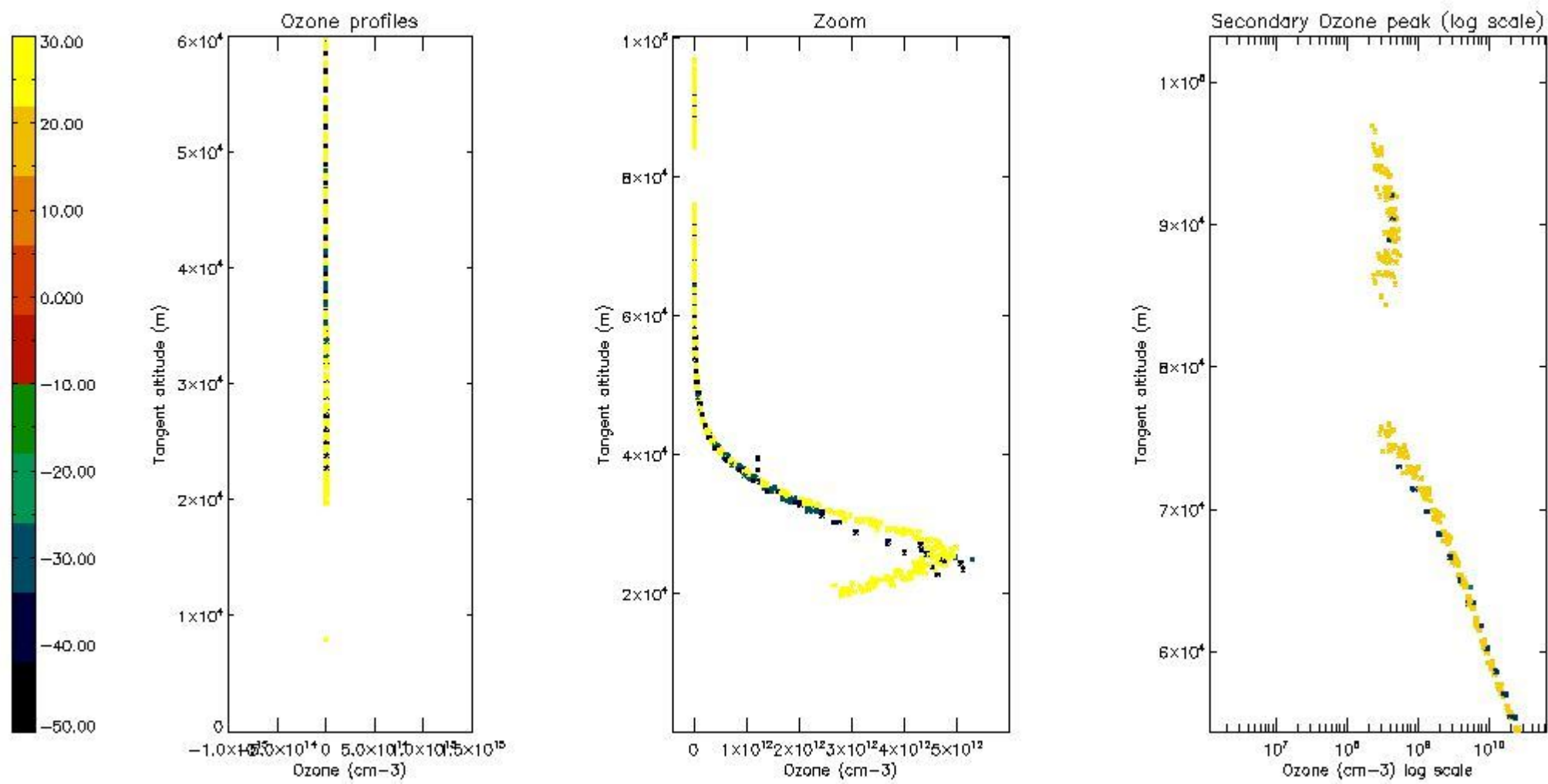
*5.4 Plot ozone profiles where STD < 10% (dark without errors)*

The colorbar represents the latitude.



*5.5 Plot ozone profiles where STD < 5% (dark without errors)*

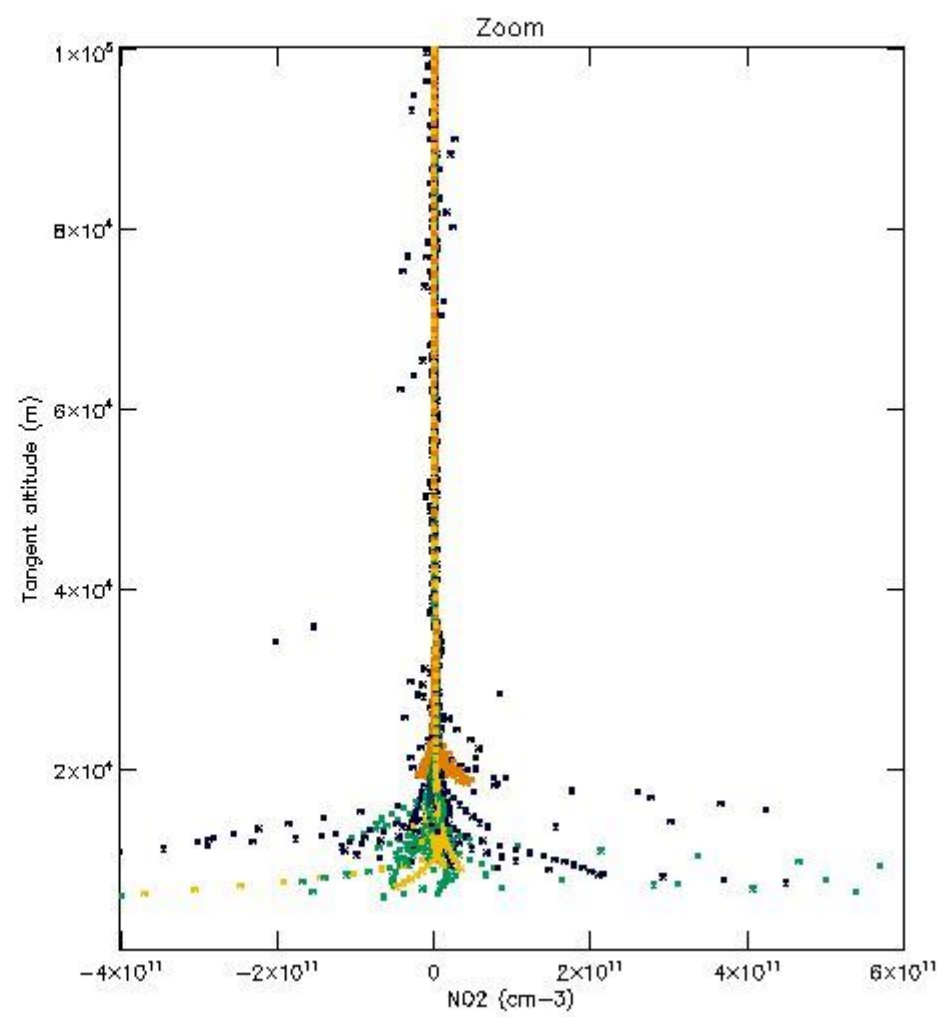
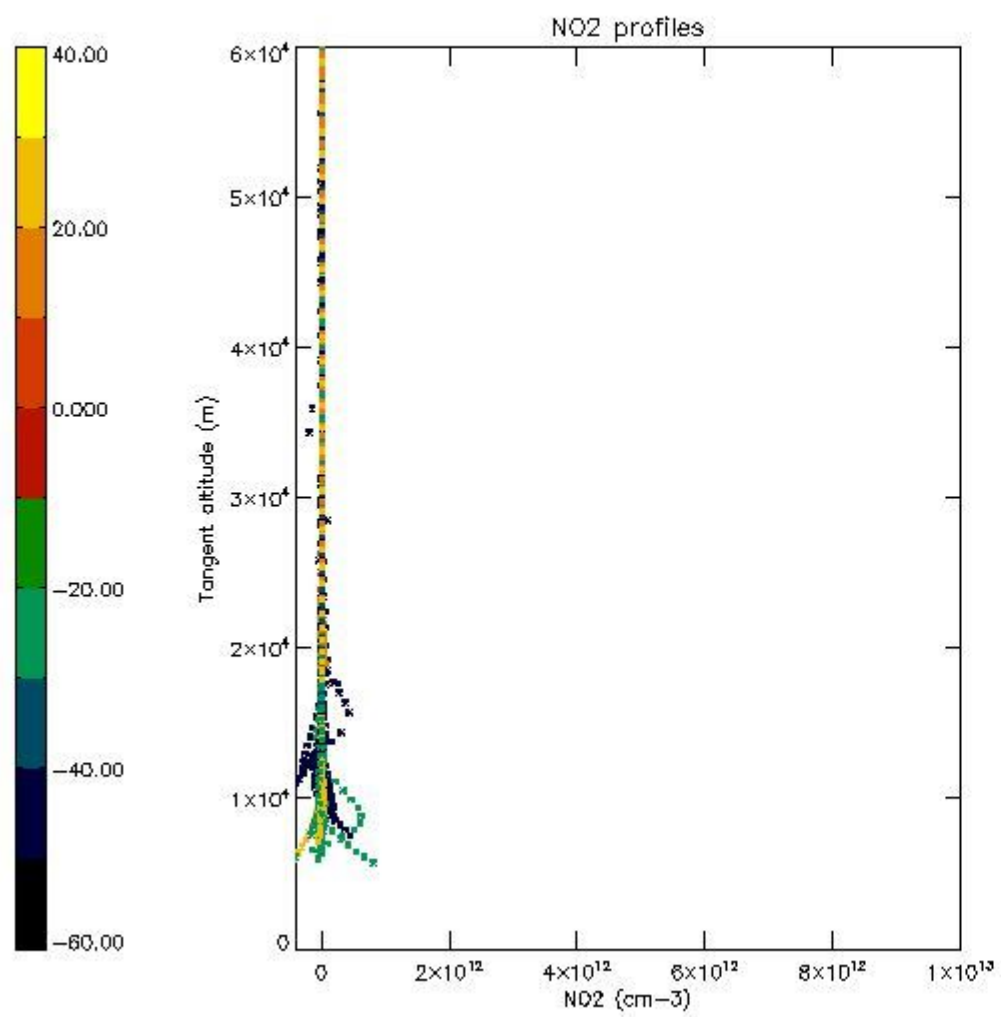
The colorbar represents the latitude.



*5.6 Plot NO<sub>2</sub> profiles for all STD (dark without errors)*

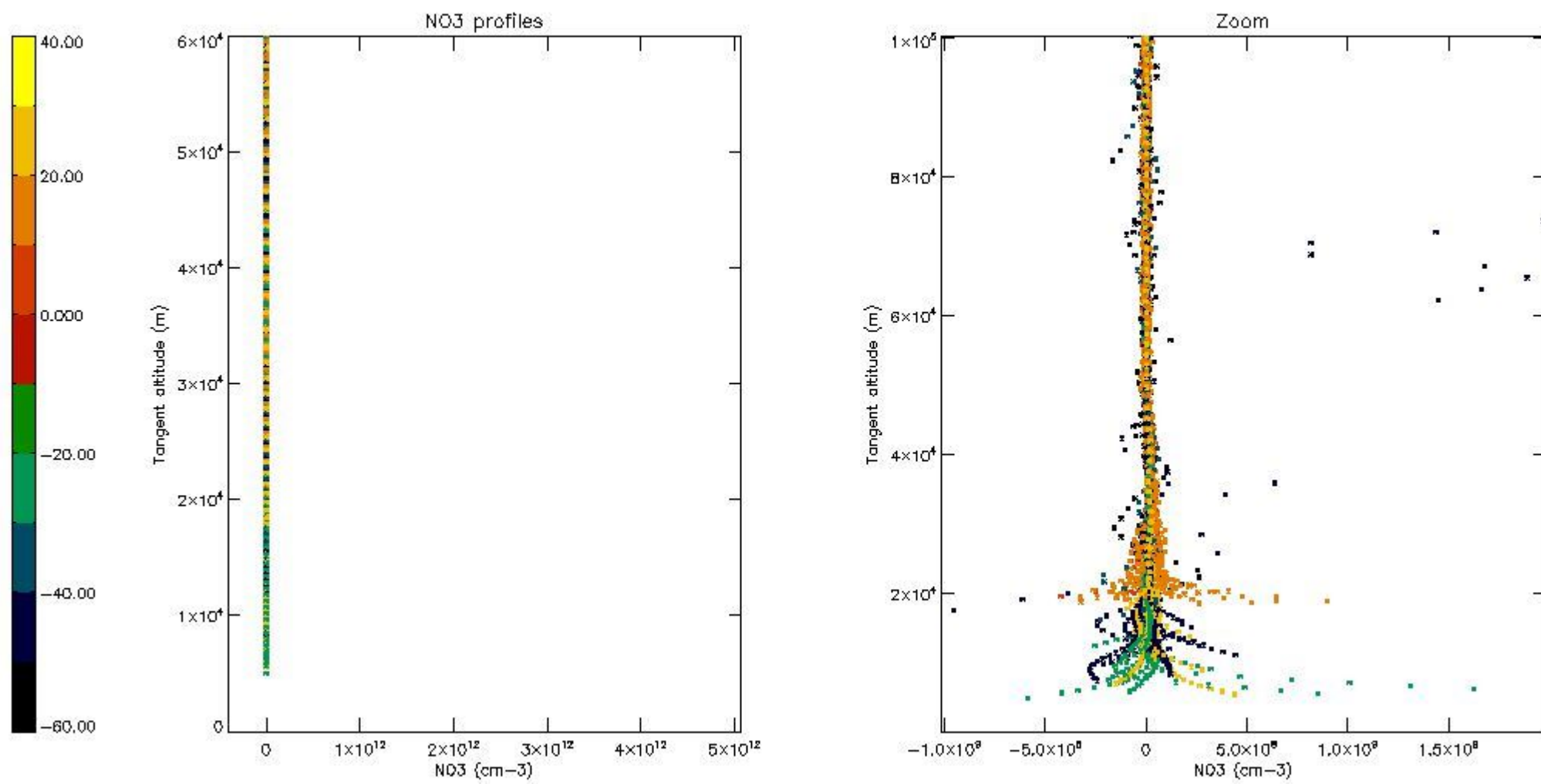
The colorbar represents the latitude.





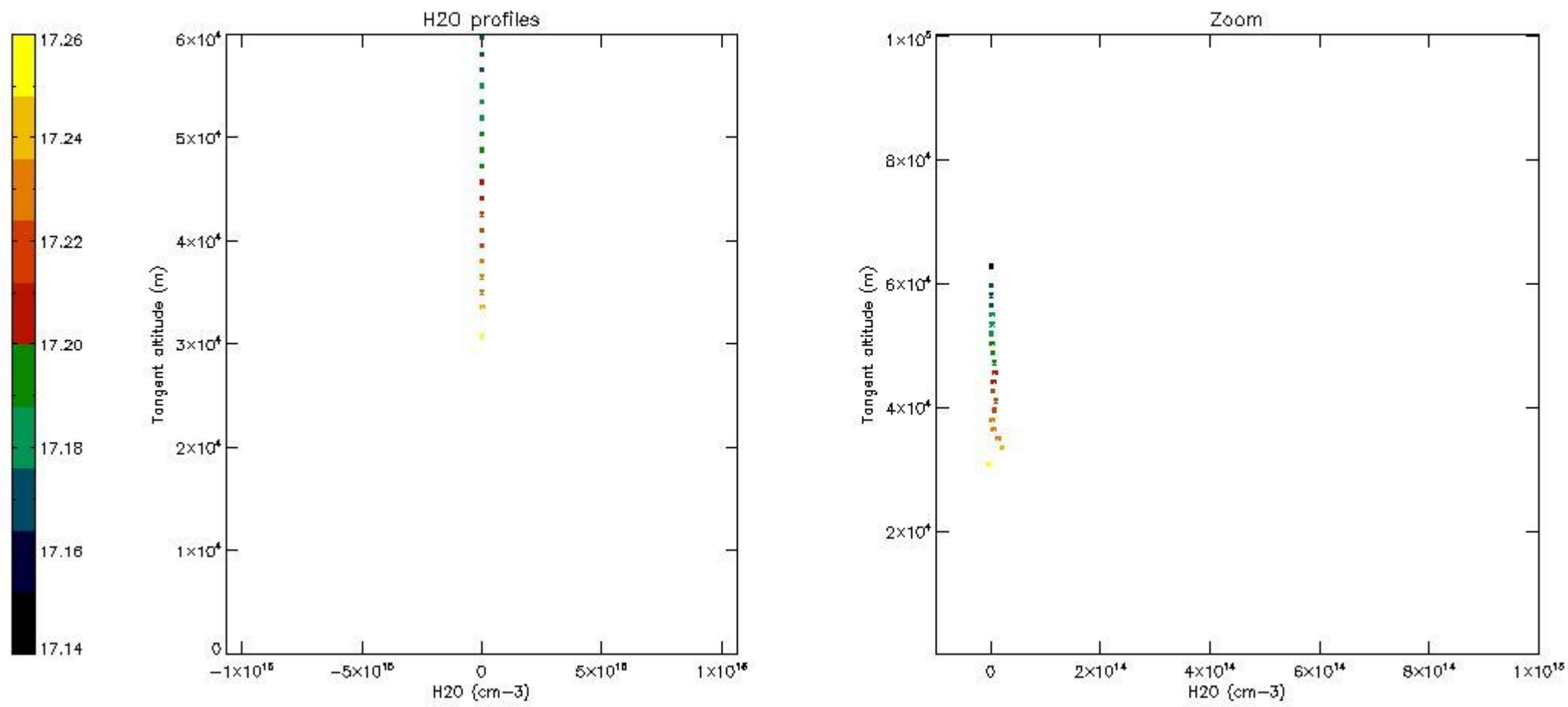
*5.7 Plot NO3 profiles for all STD (dark without errors)*

The colorbar represents the latitude.



5.8 Plot H2O profiles for all STD (only for occultations of stars 1,2,3,4,13,14,16,26,63 dark without errors)

The colorbar represents the latitude.

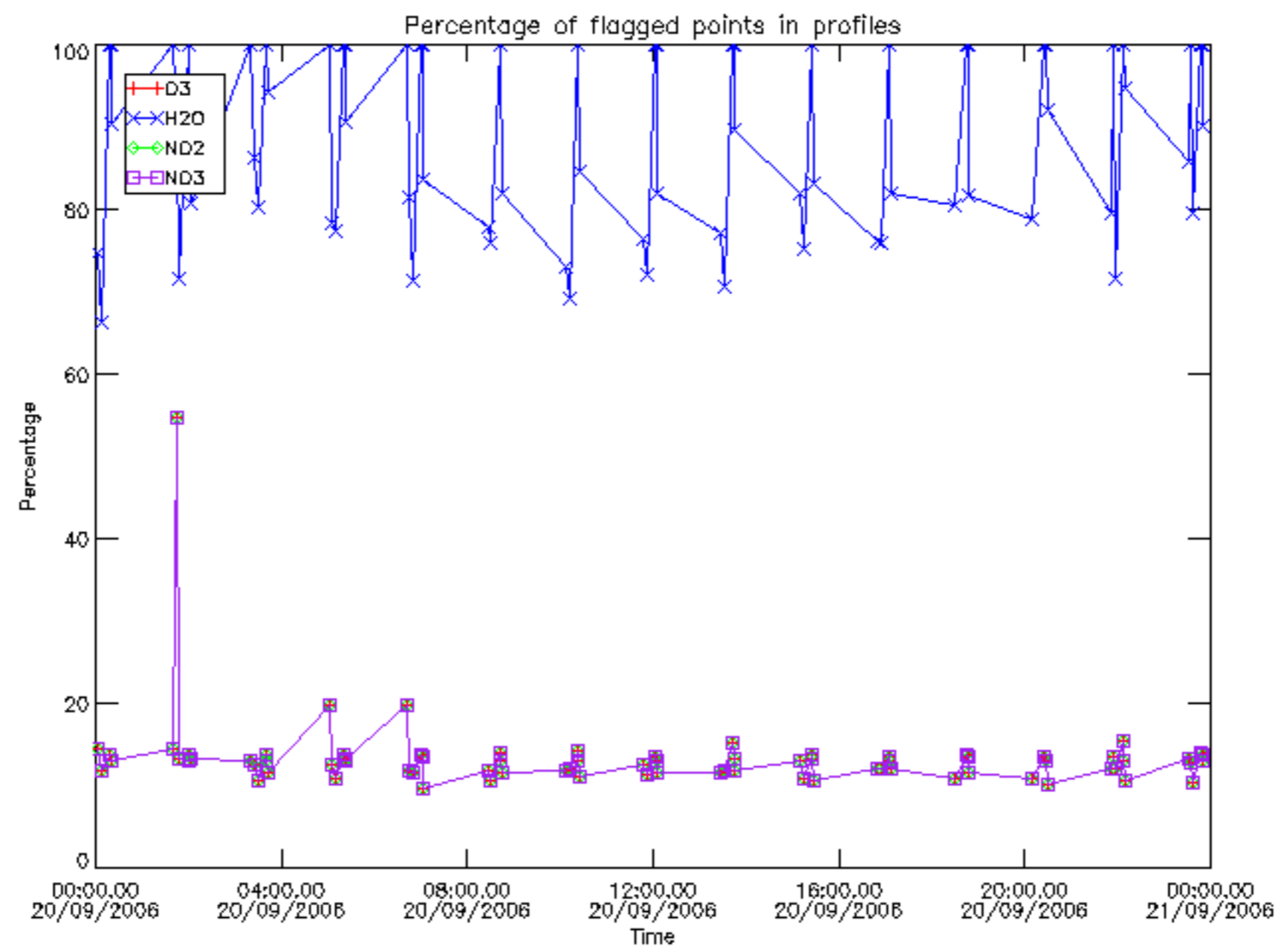


## 6. Auxiliary Data Files used for the production reported in section 2

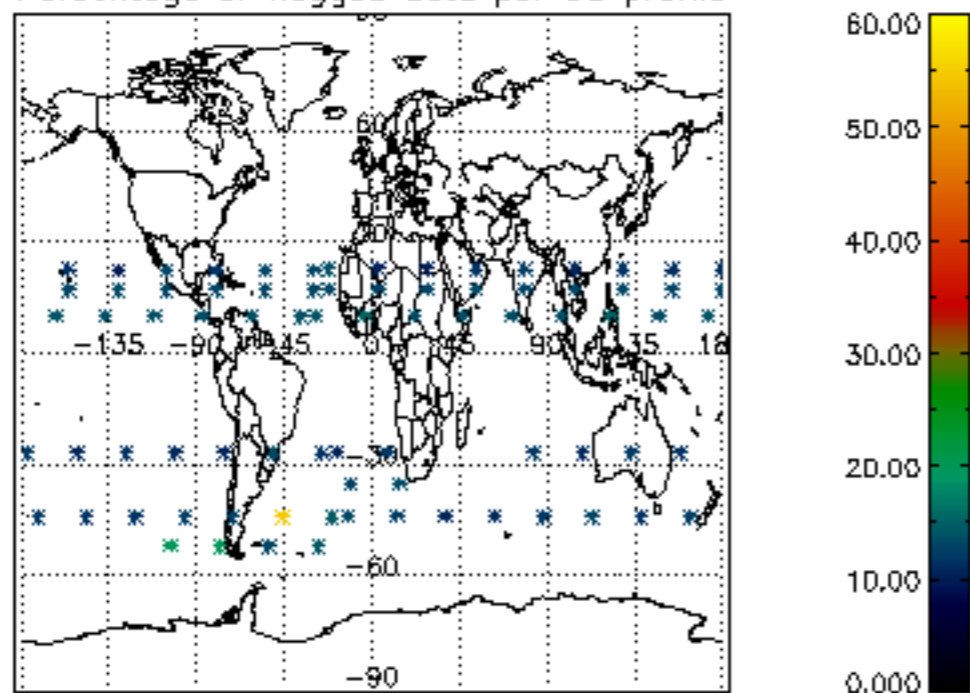
The number reported in the third column indicates since which file (see list in section 2) the corresponding auxiliary file has been used. The fourth column is the date of those product files.

Type	Auxiliary Filename	Used since product	Used since product date
INST_PHYS_CHARACTERISTICS	GOM_INS_AXVIEC20091111_143220_20030716_120000_20500101_000000	1	20-SEP-2006 00:03:14
LEVEL-2_PROC_CONFIG	GOM_PR2_AXVIEC20091111_152718_20020301_000000_20500101_000000	1	20-SEP-2006 00:03:14
CROSS_SECTIONS_FILE	GOM_CRS_AXVIEC20091111_154832_20020301_000000_20500101_000000	1	20-SEP-2006 00:03:14

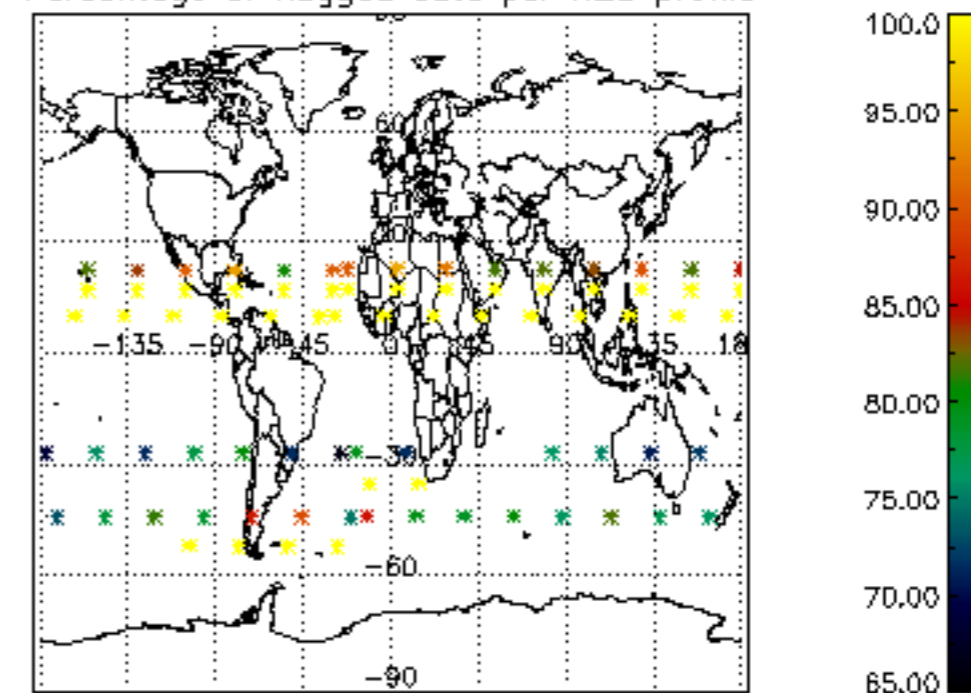




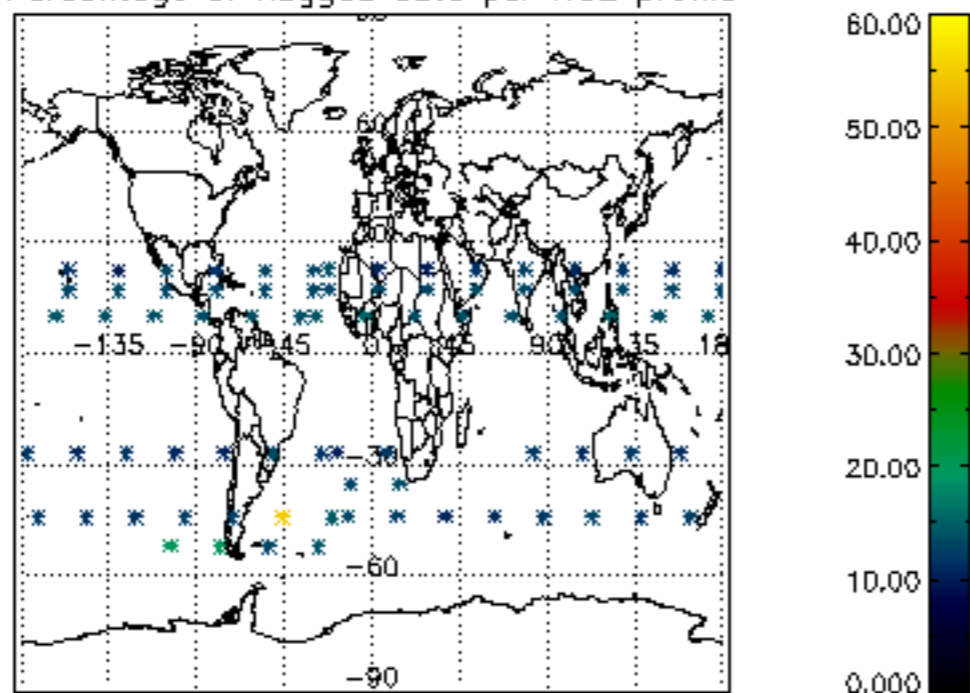
Percentage of flagged data per D3 profile



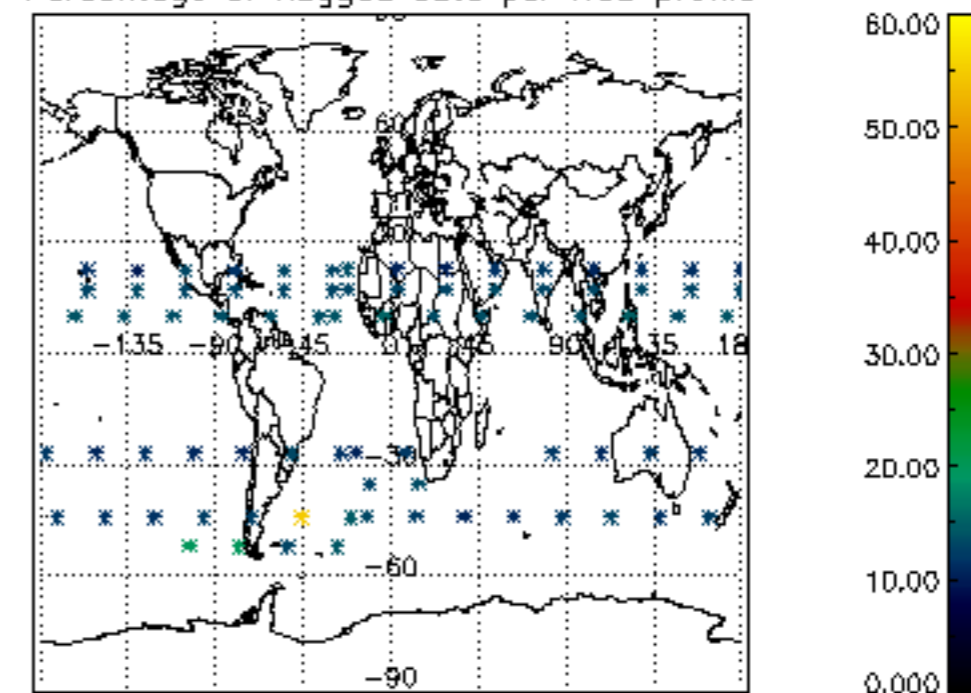
Percentage of flagged data per H2O profile

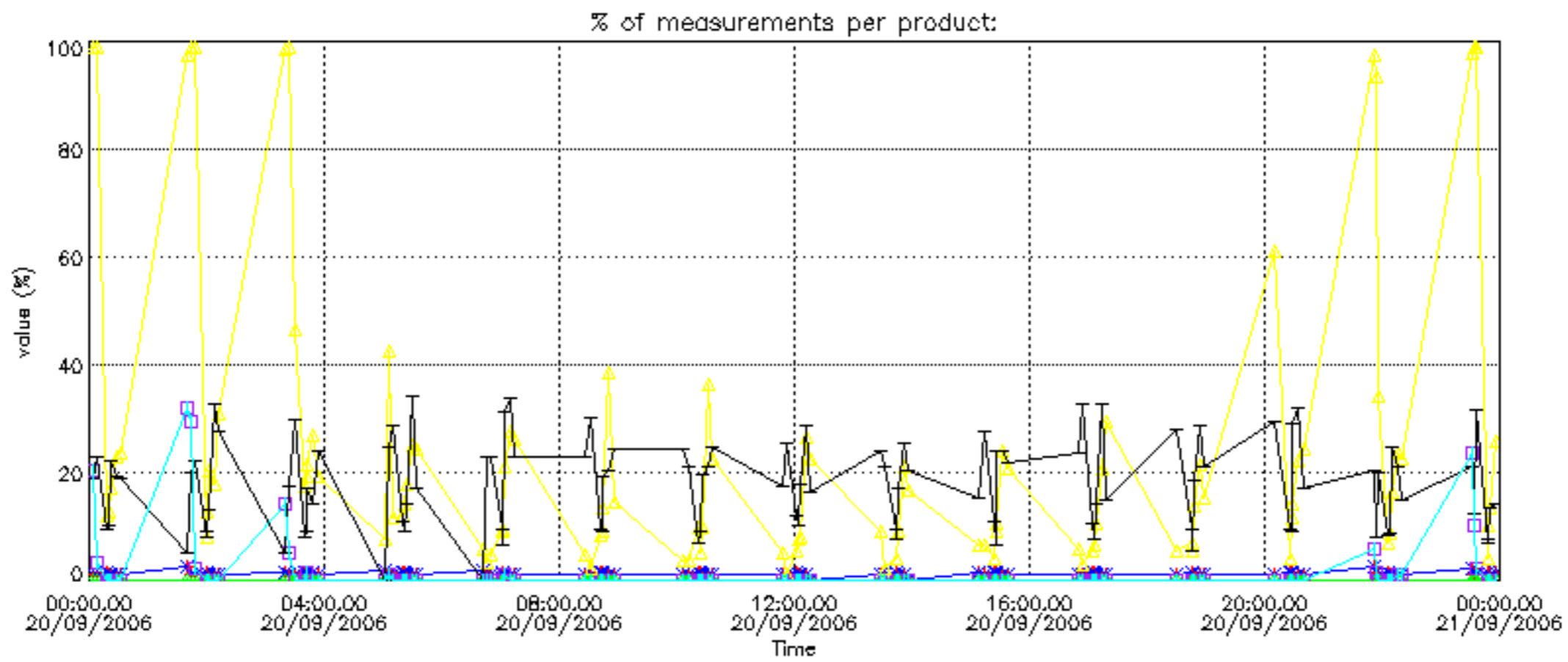


Percentage of flagged data per NO2 profile

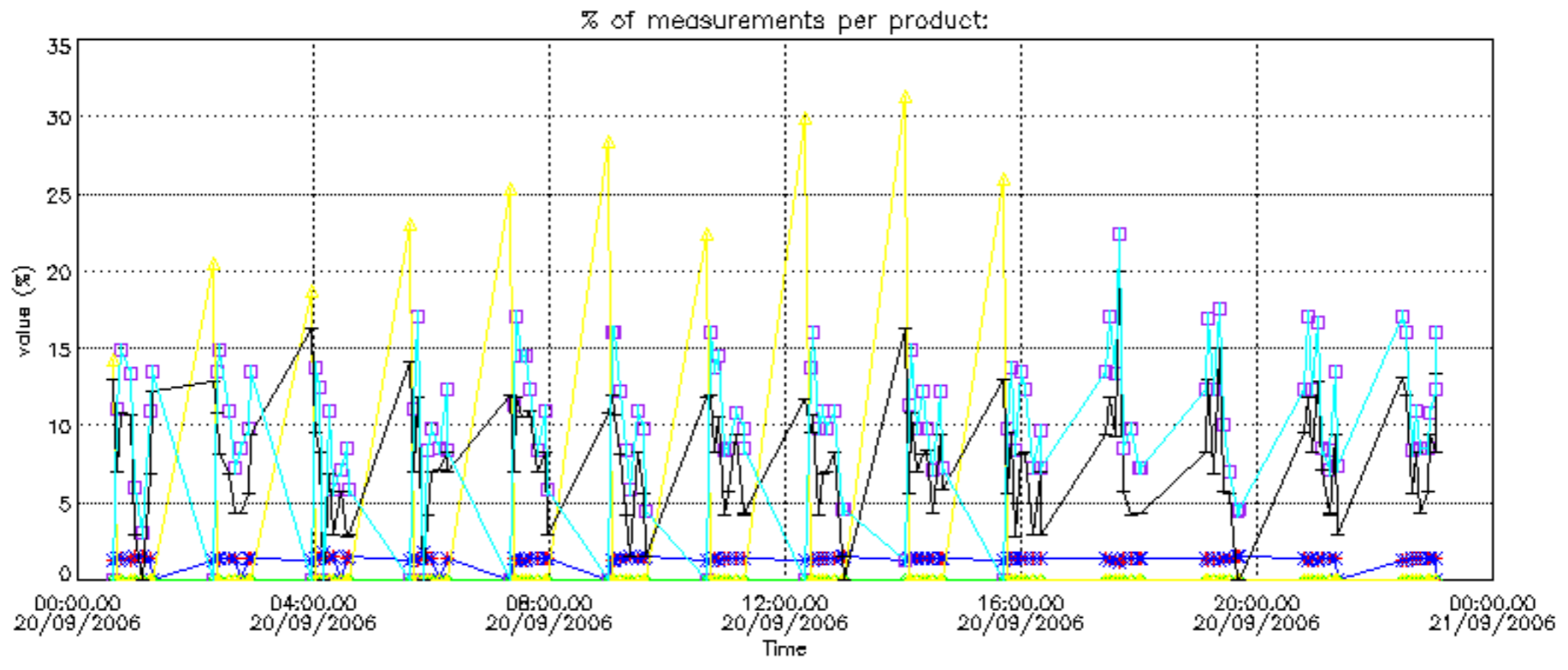


Percentage of flagged data per NO3 profile

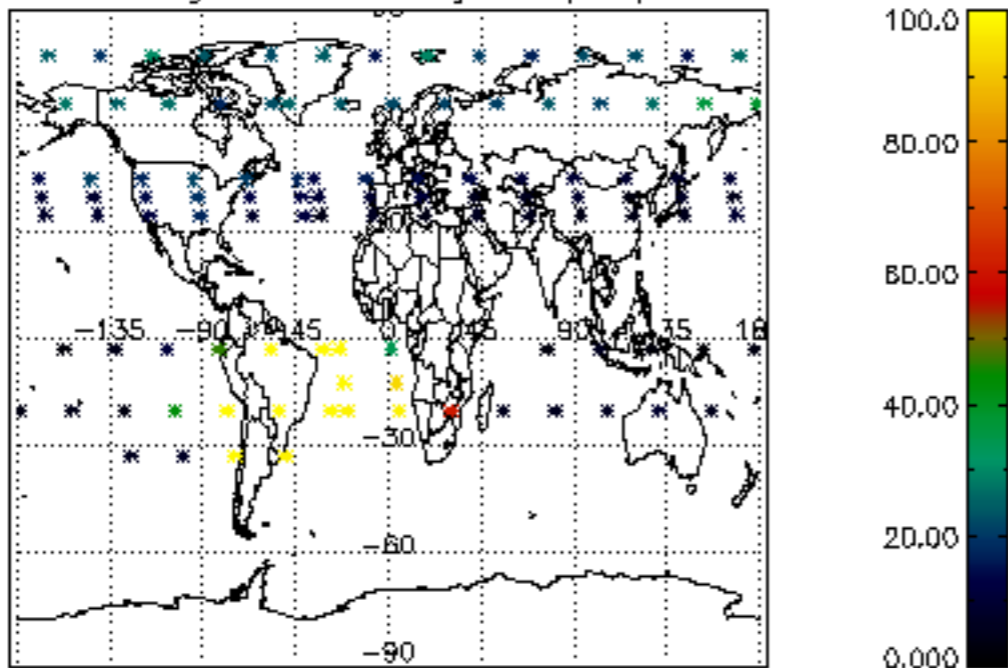




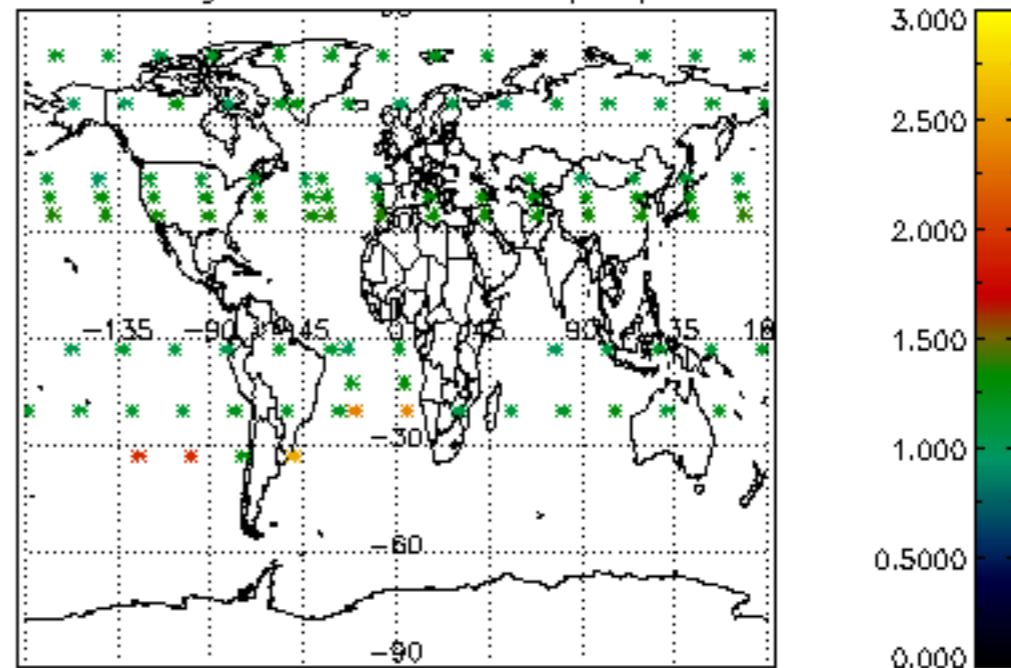




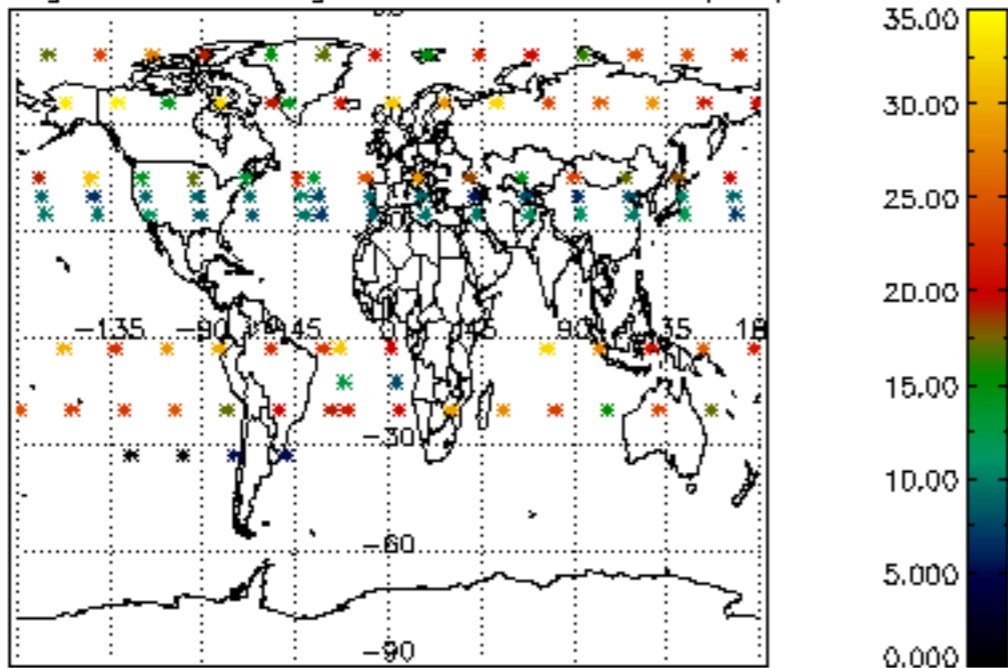
Percentage of cosmic ray hits per profile



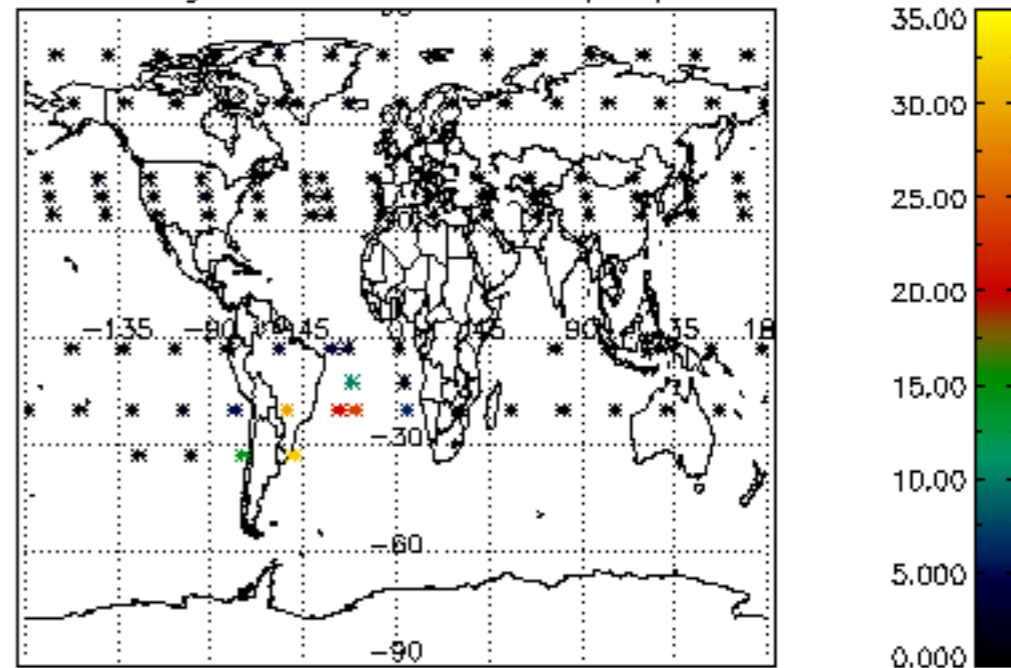
Percentage of datation errors per profile



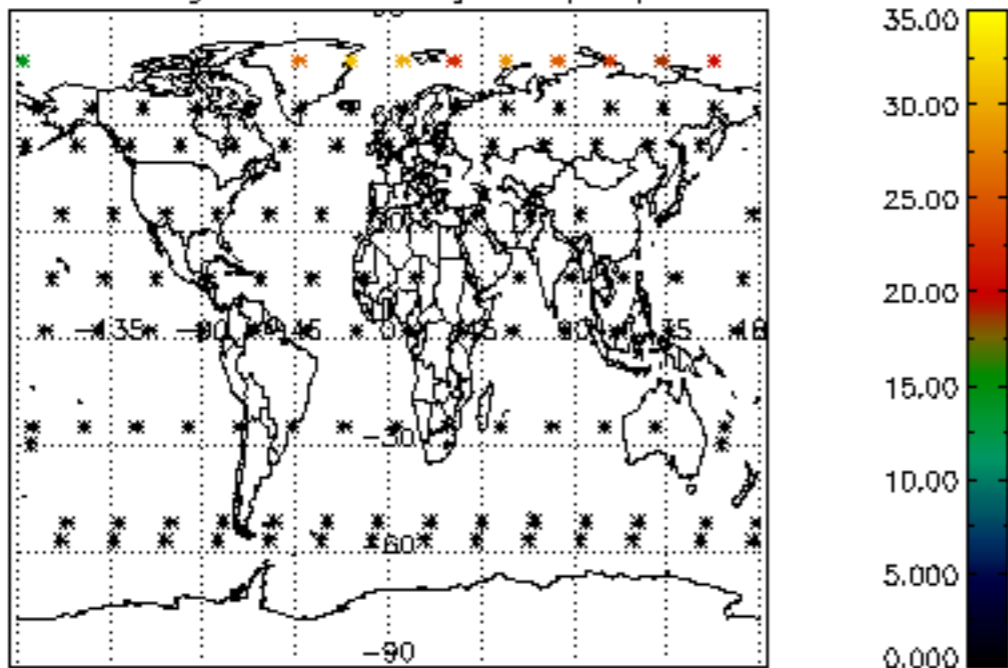
Percentage of star falling outside central band per profile



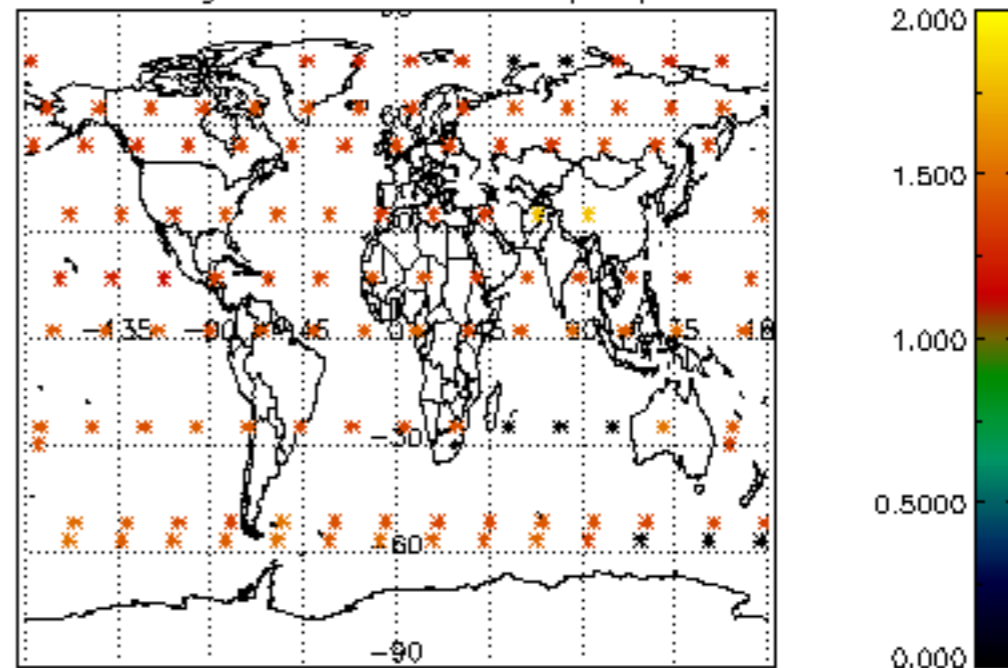
Percentage of saturation errors per profile



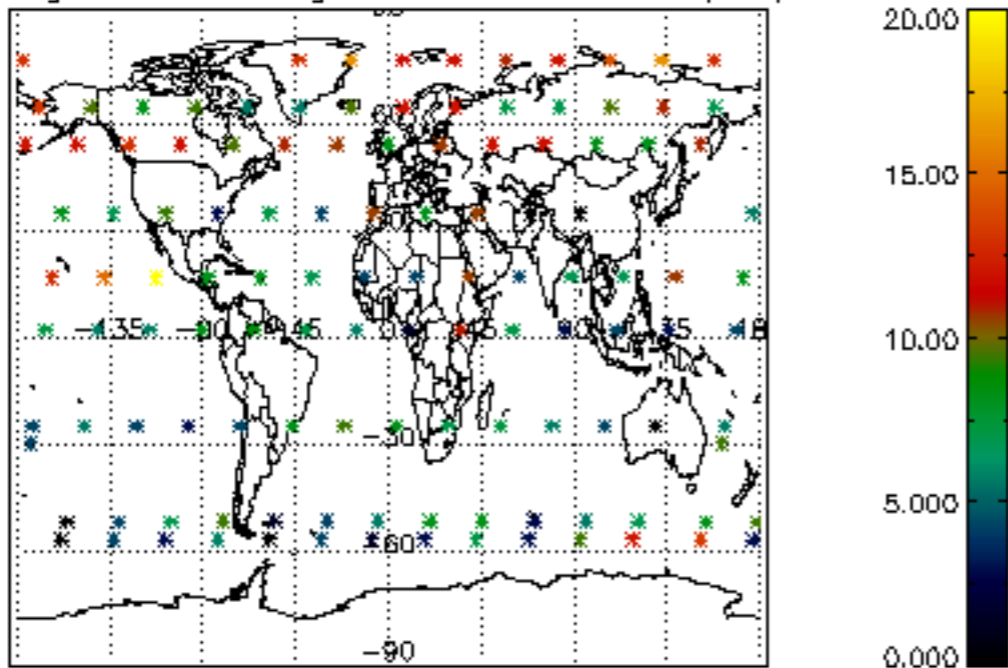
Percentage of cosmic ray hits per profile



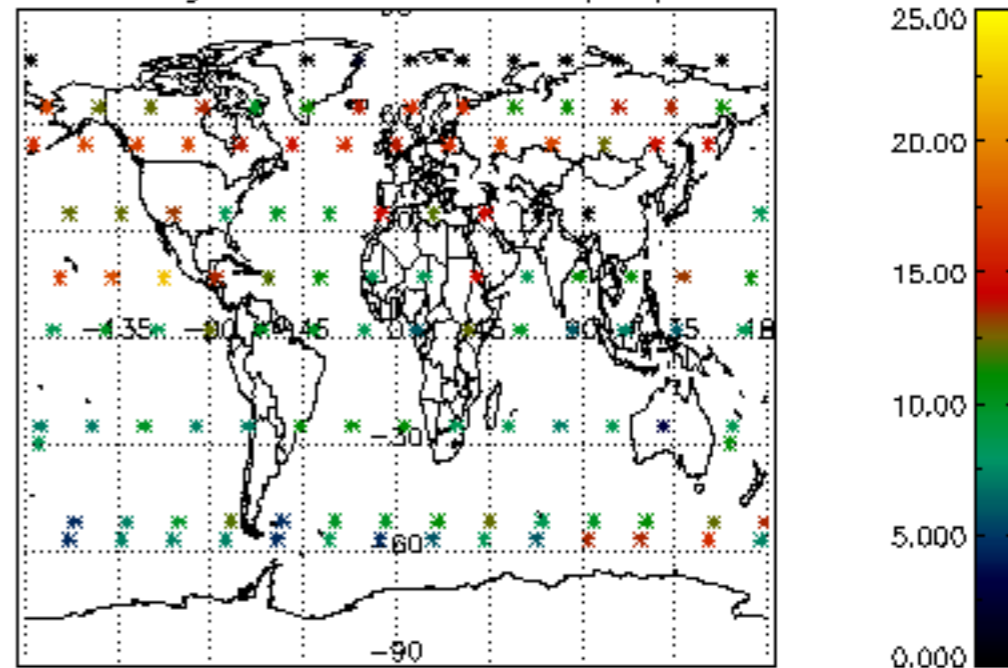
Percentage of datation errors per profile



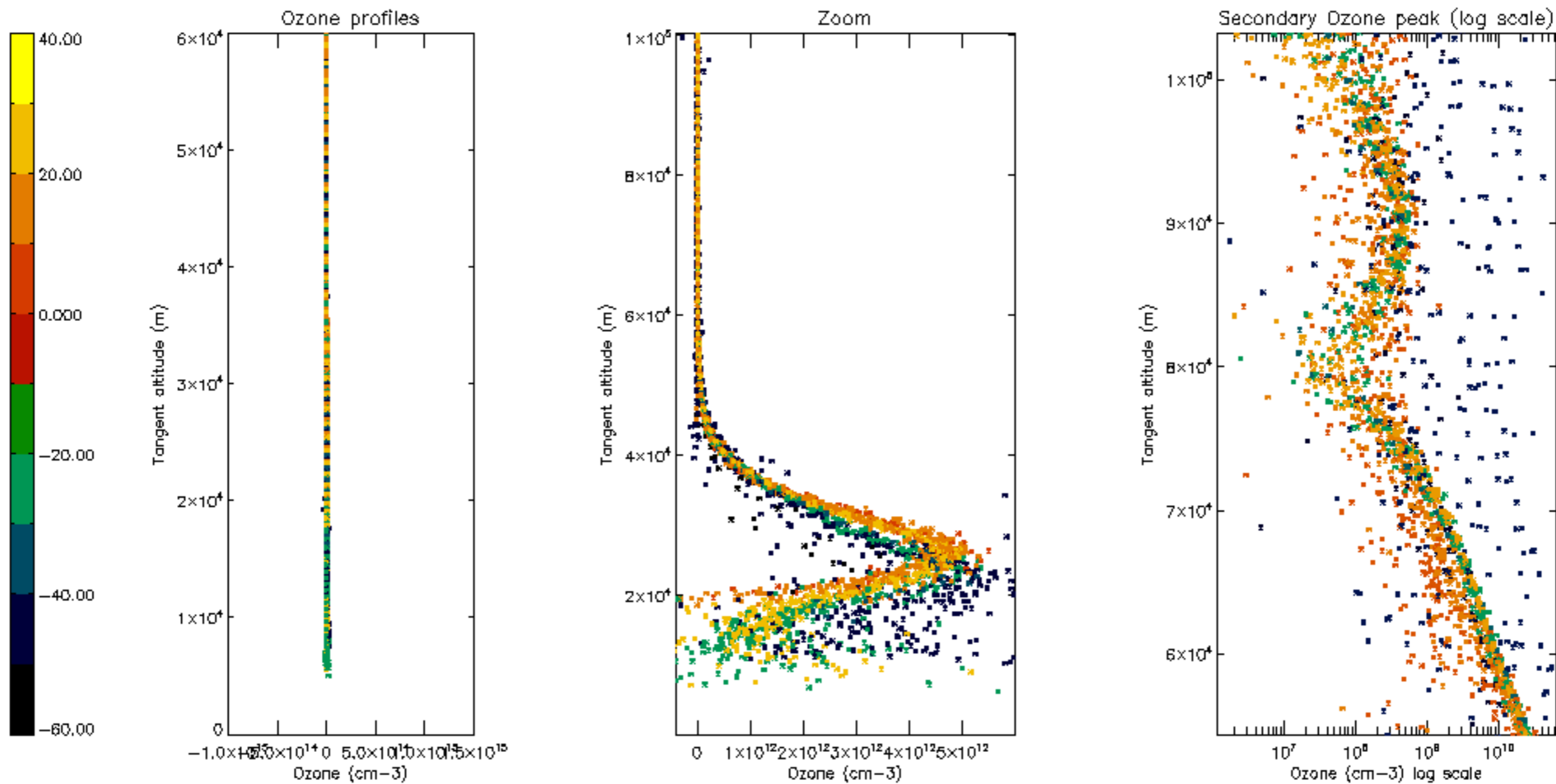
Percentage of star falling outside central band per profile

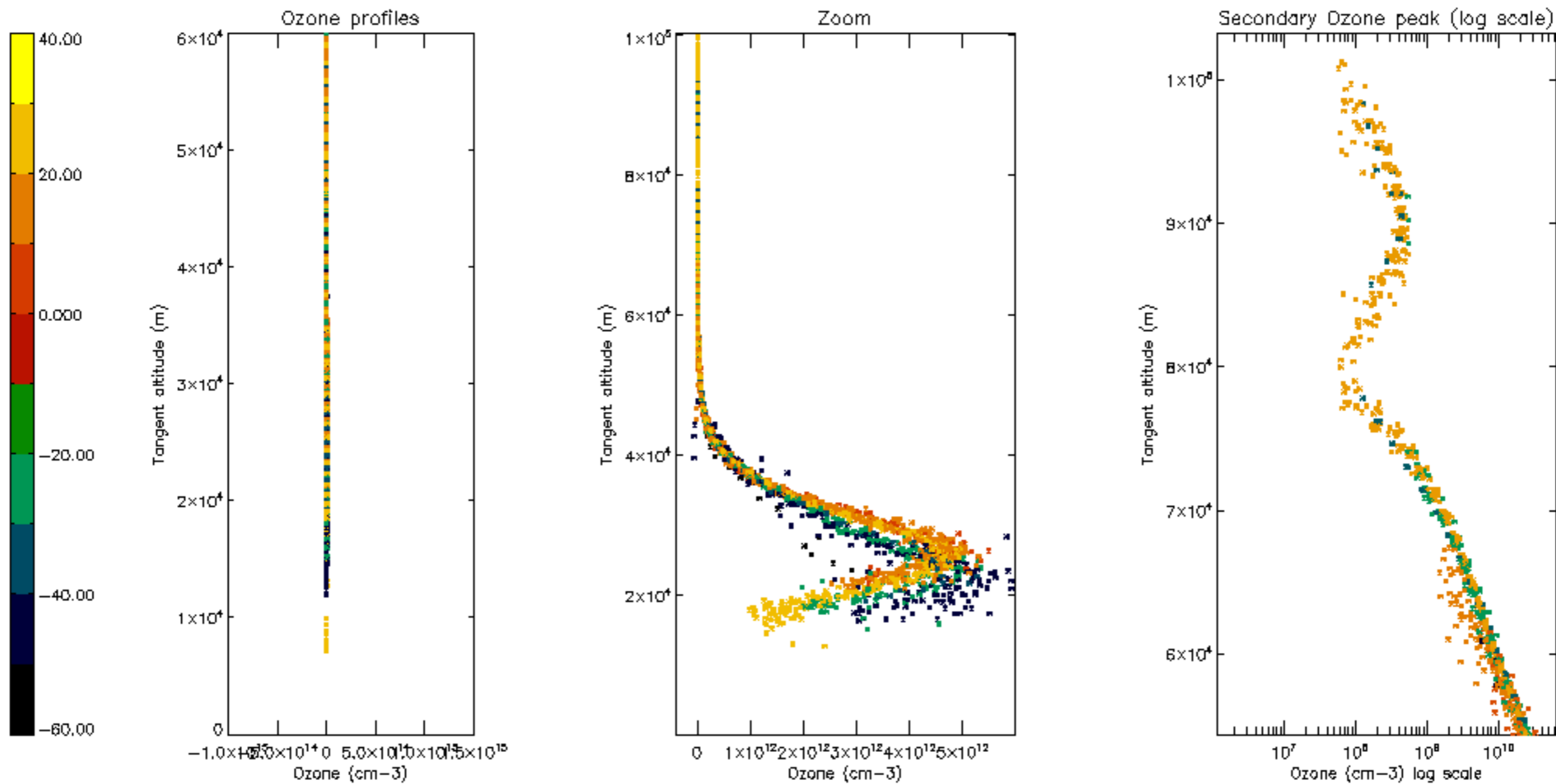


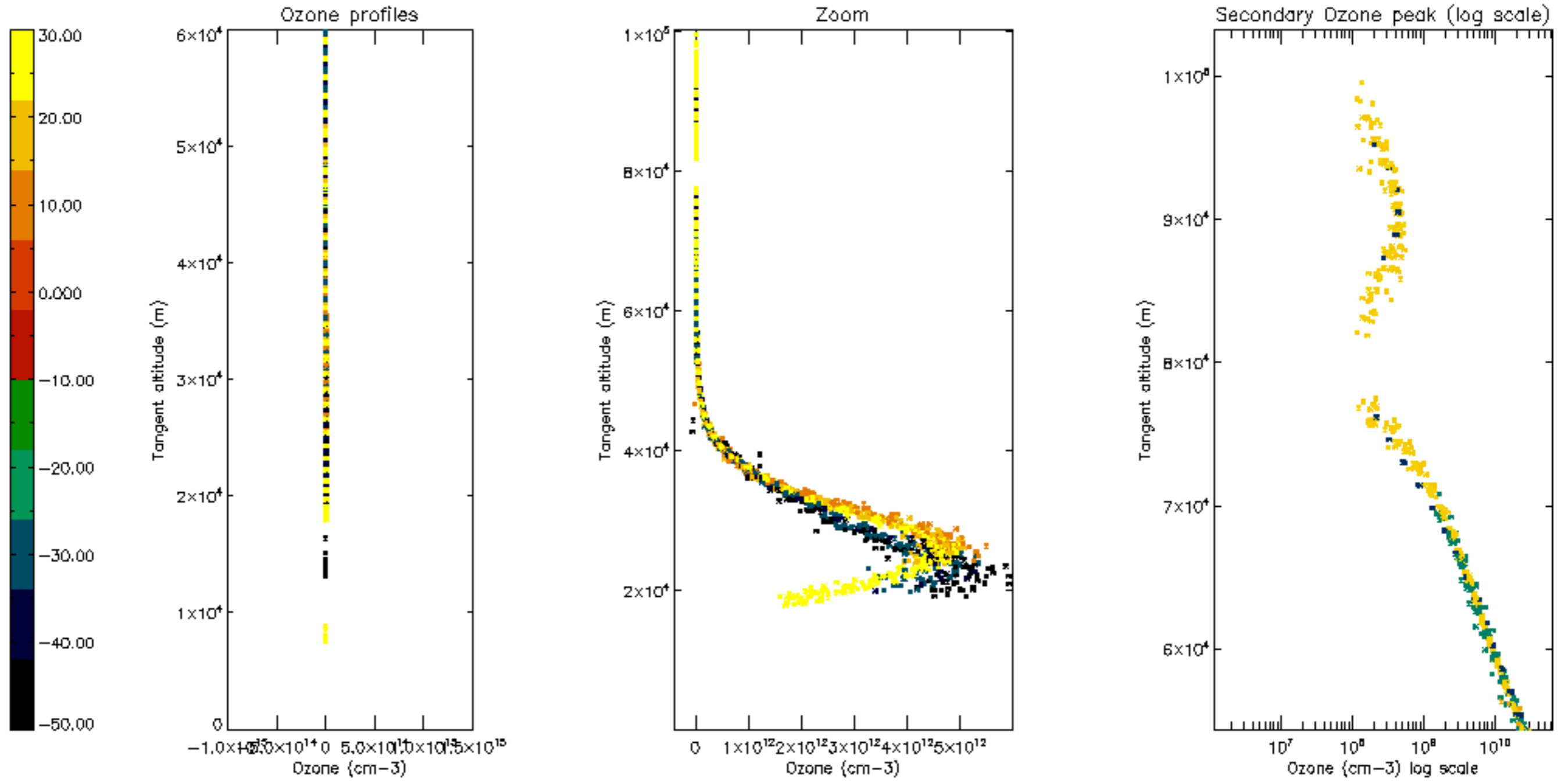
Percentage of saturation errors per profile

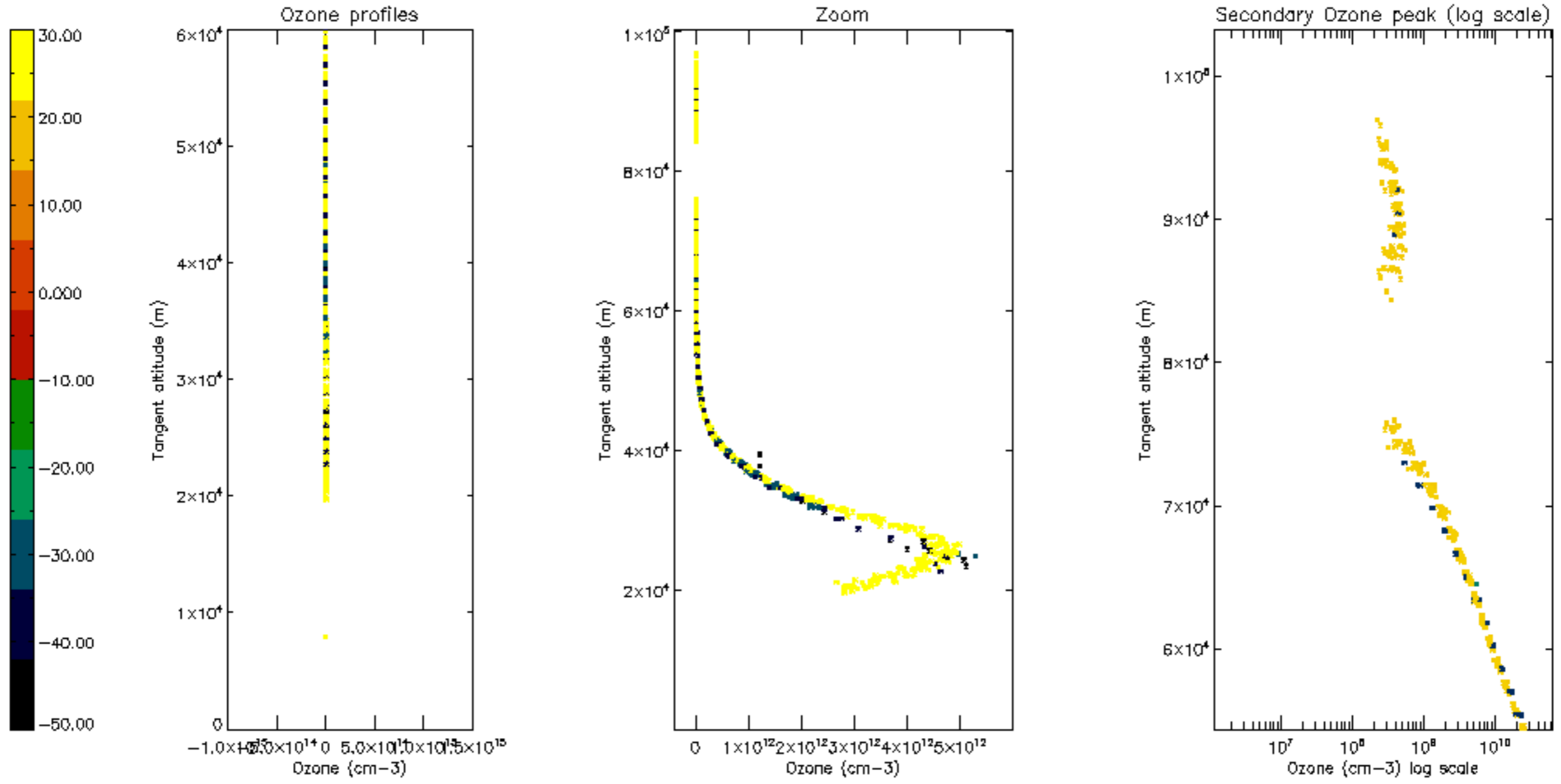




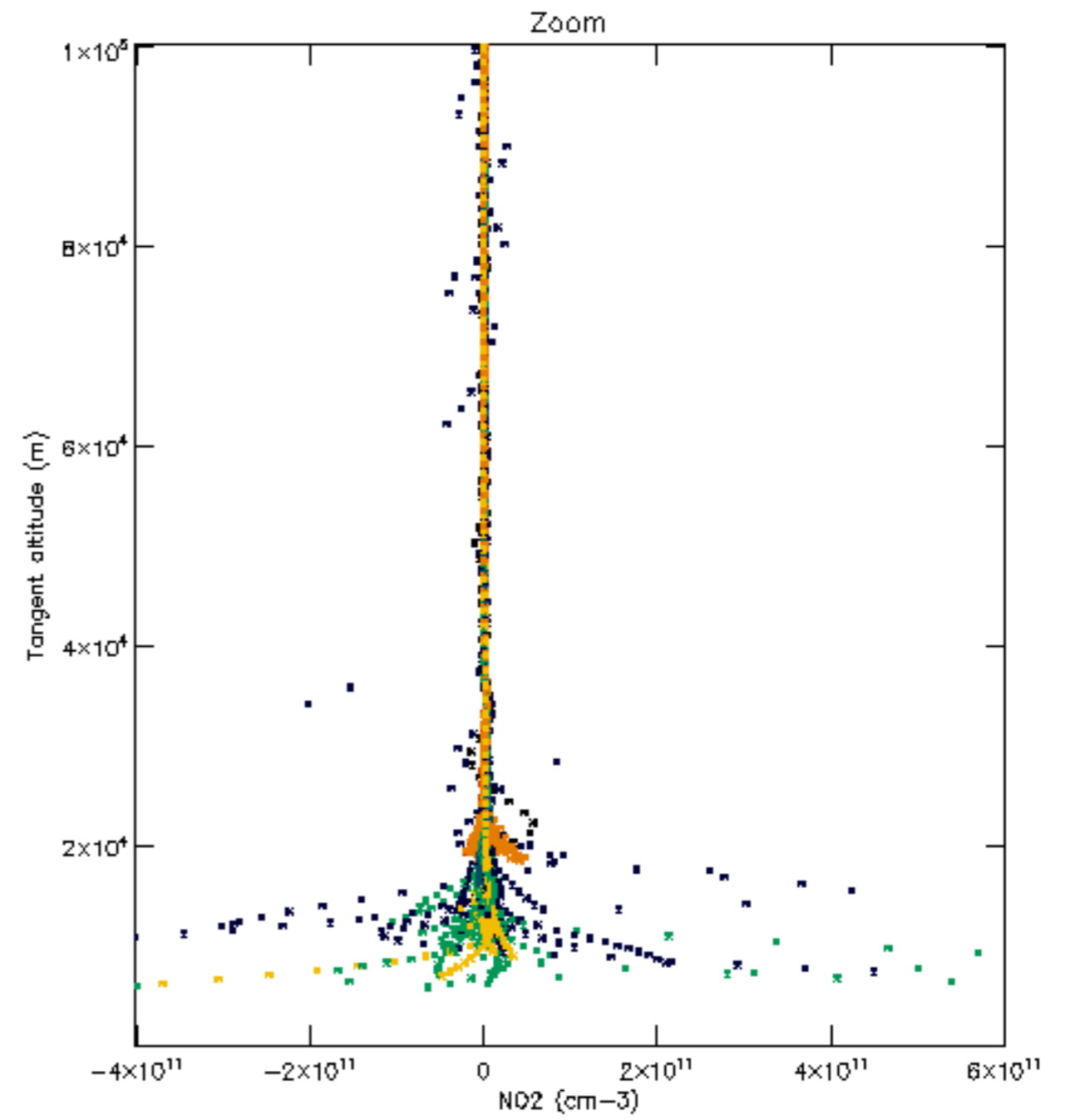
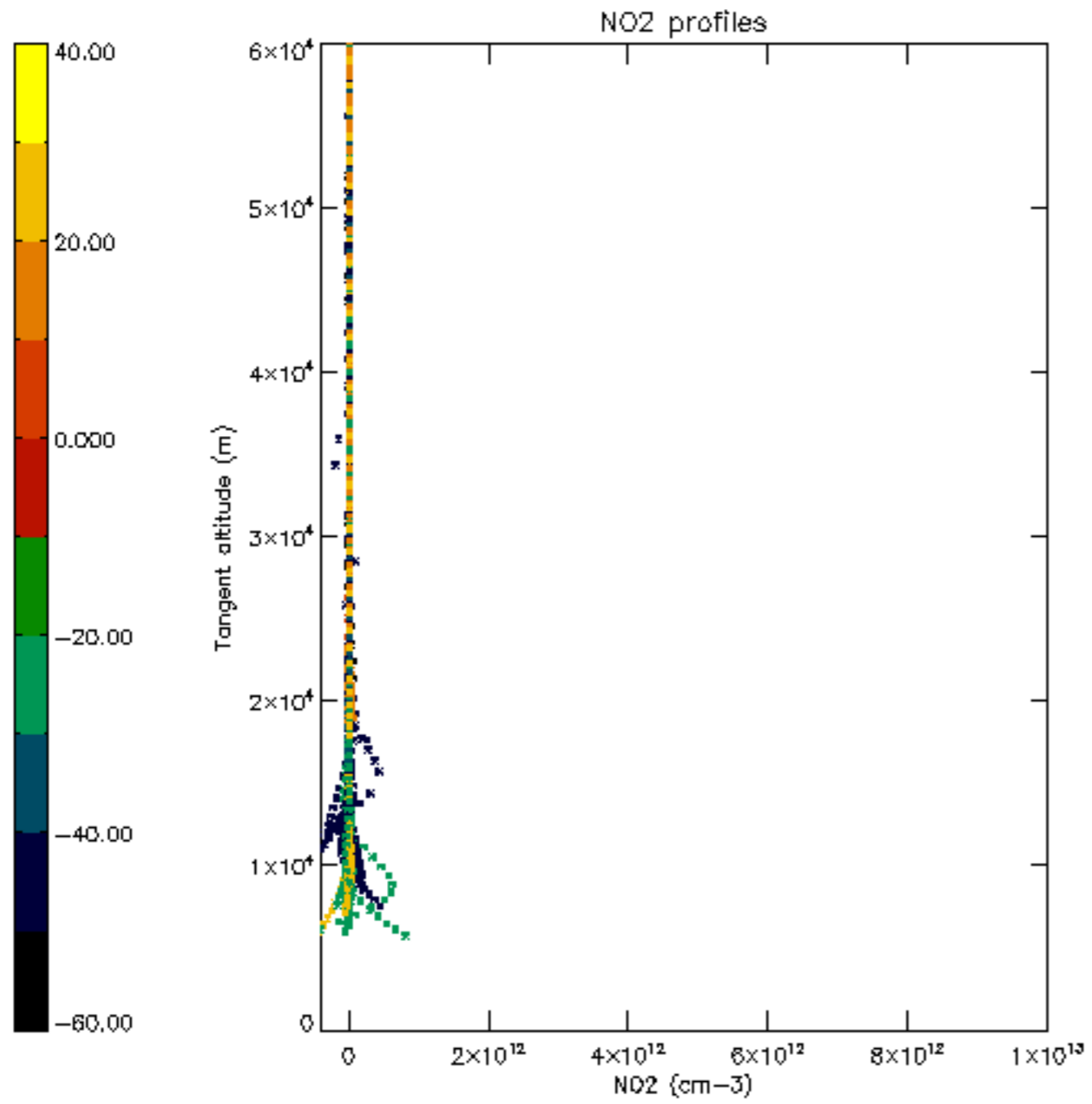


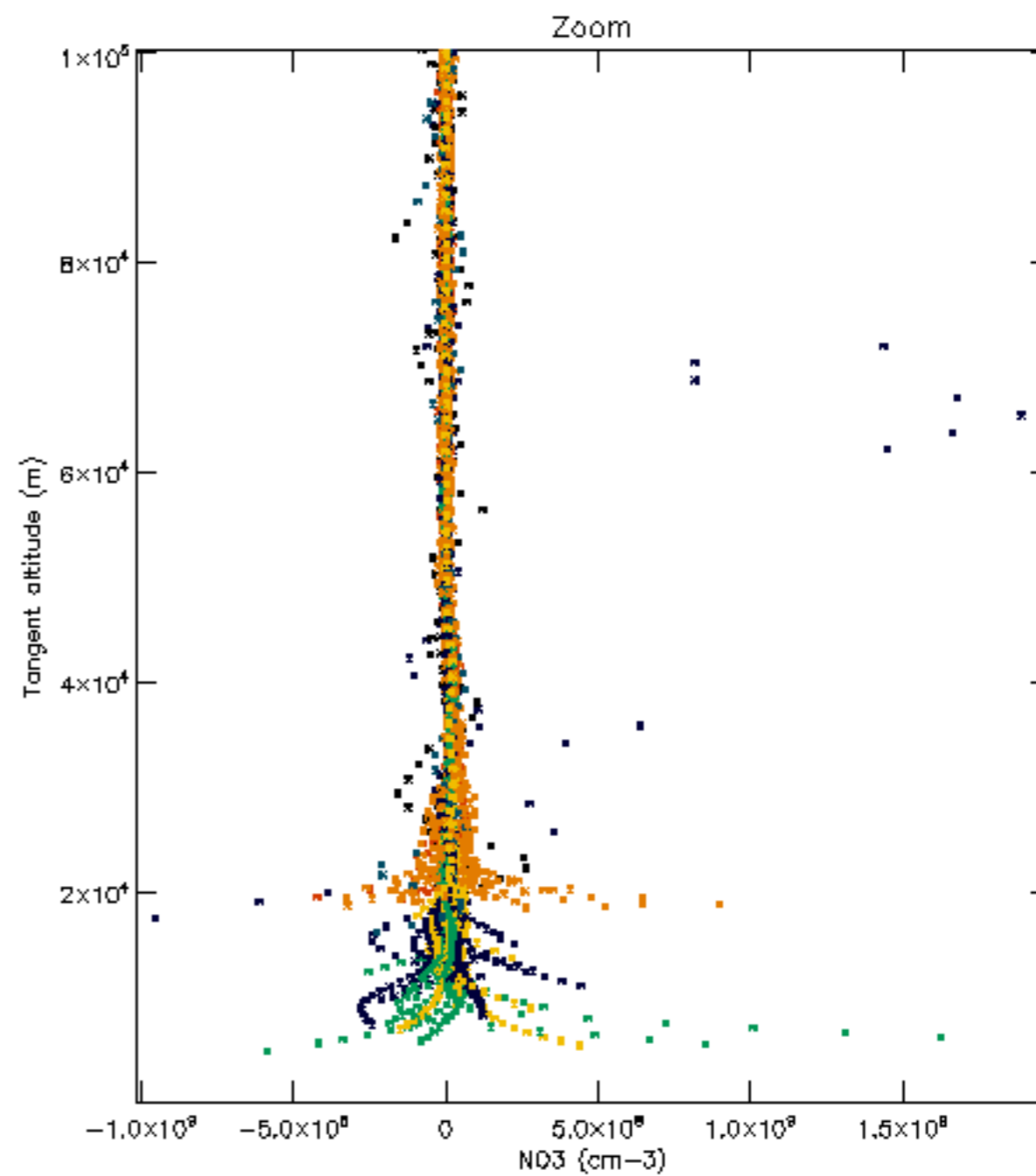
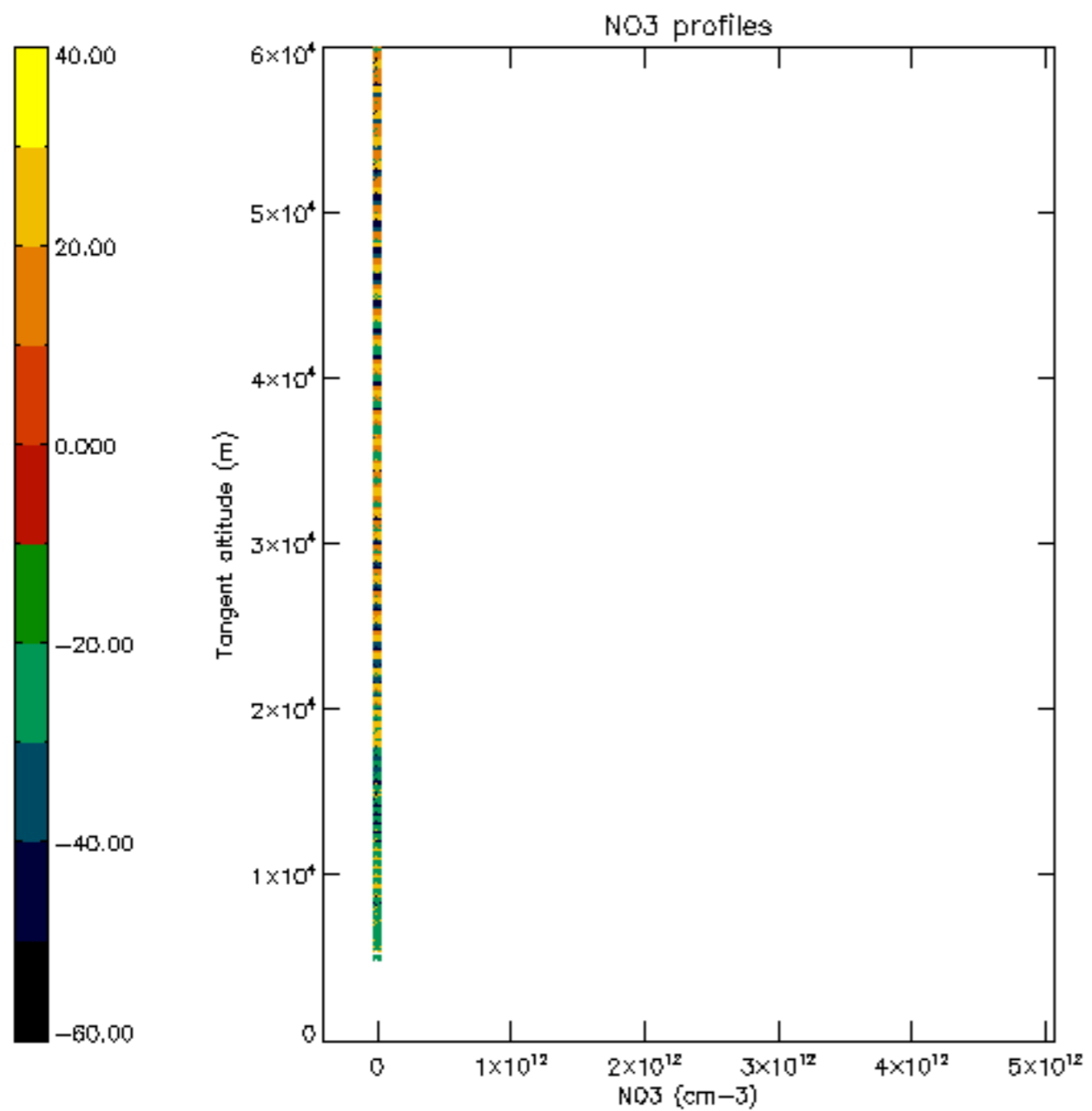


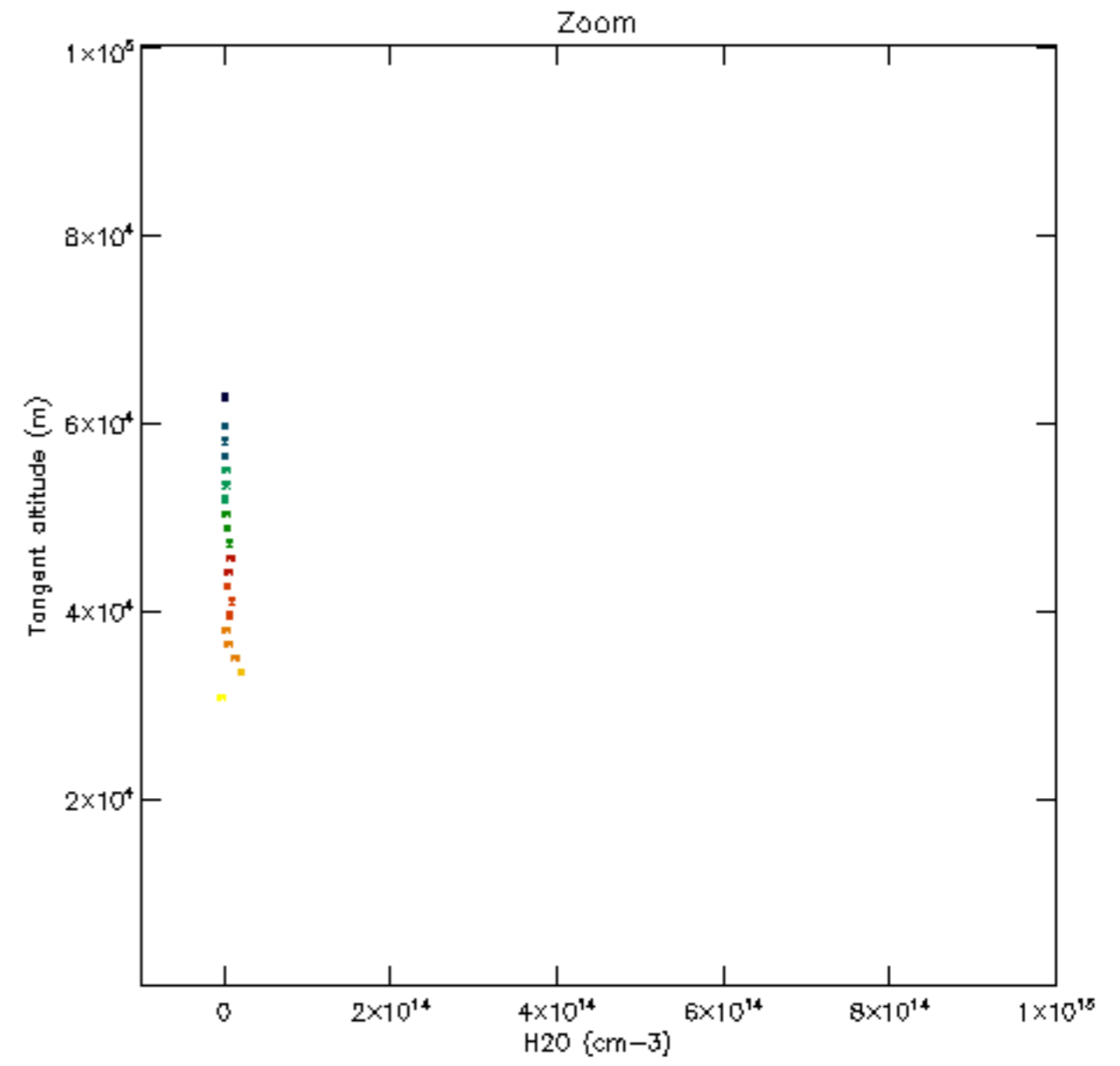
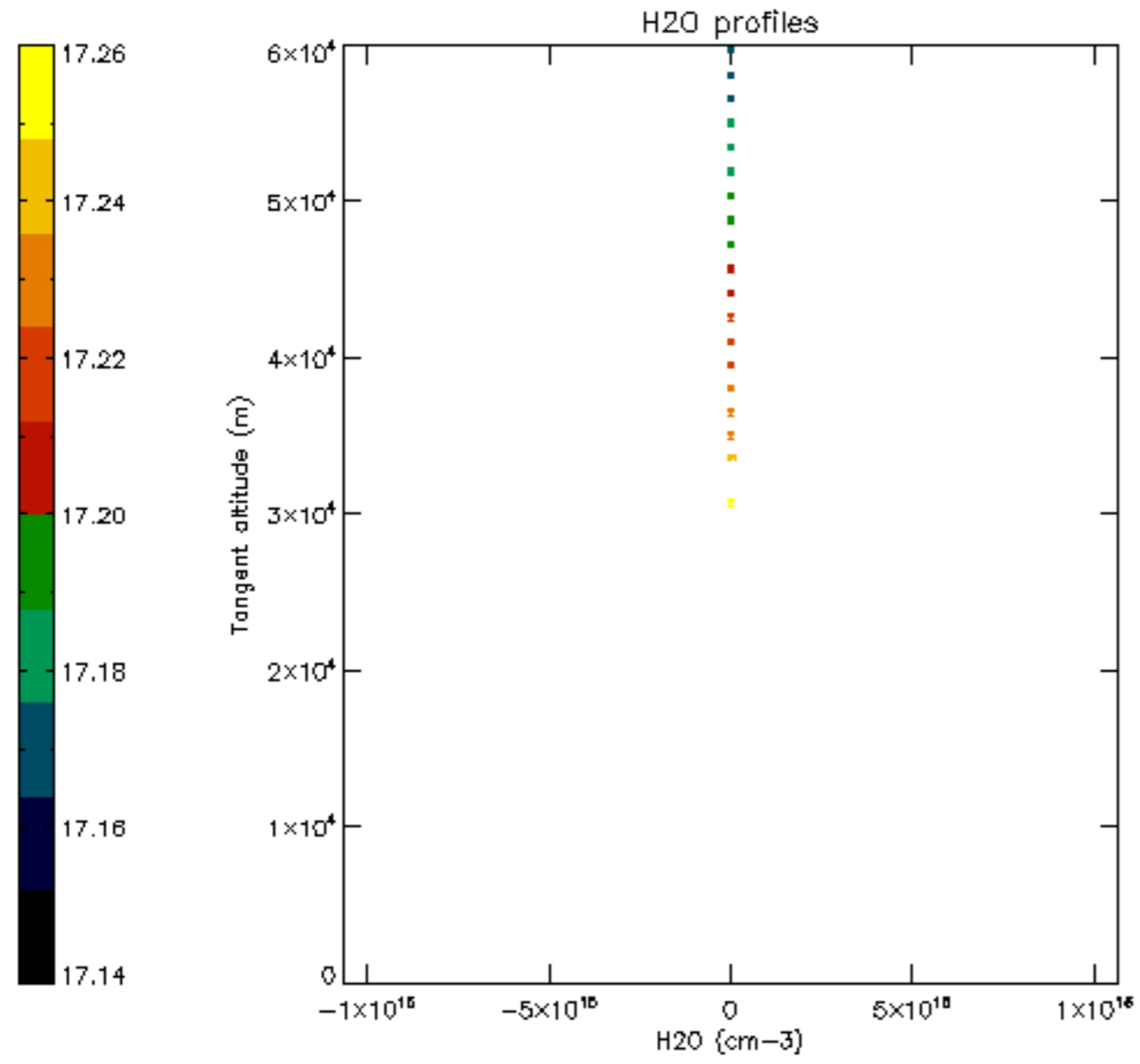


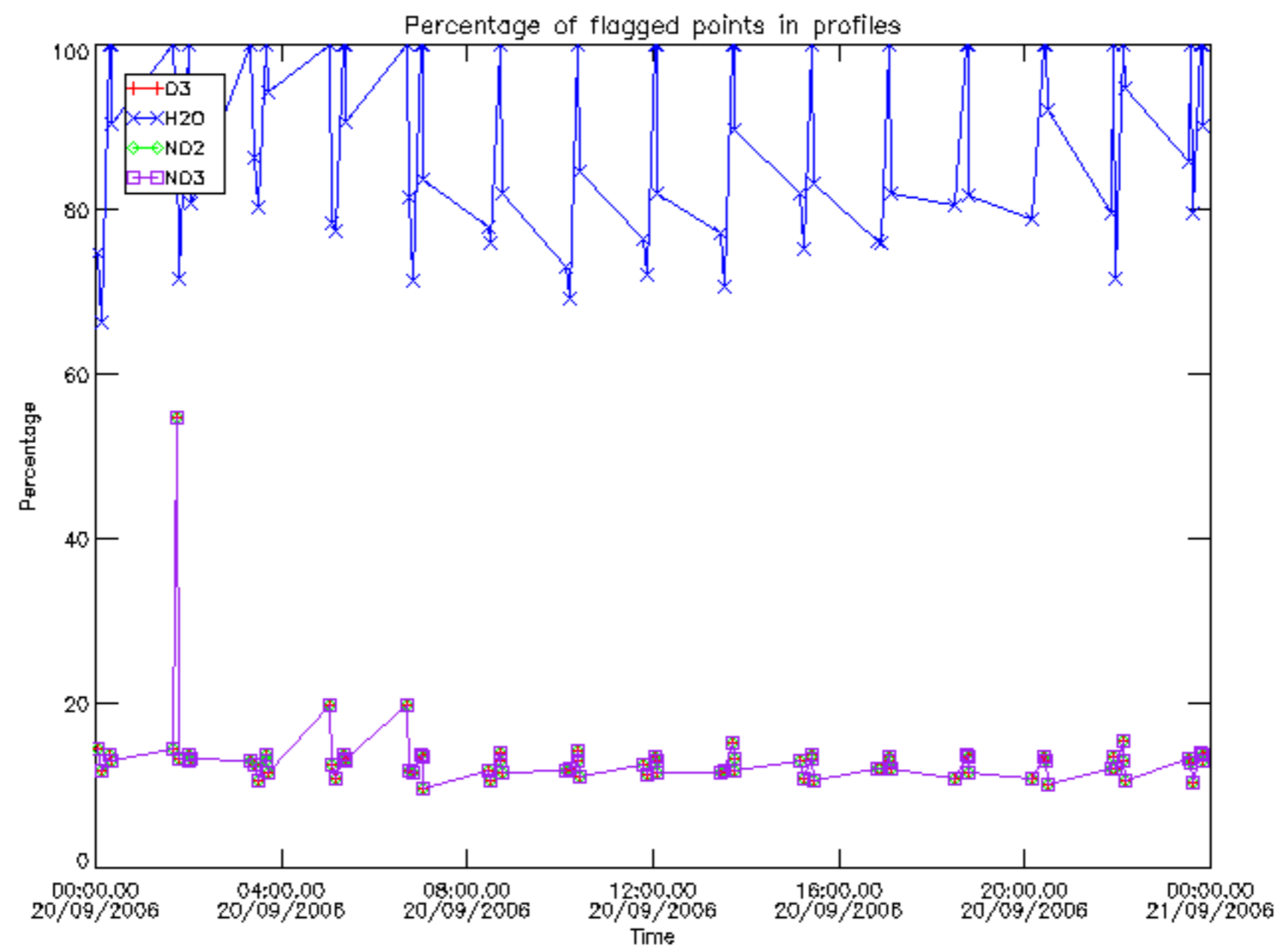






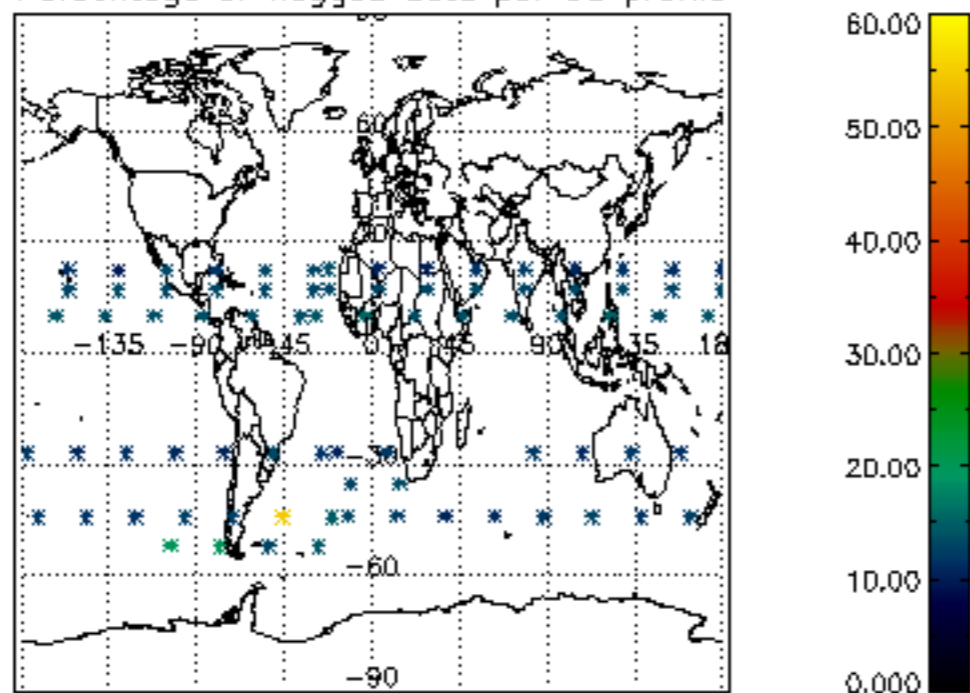




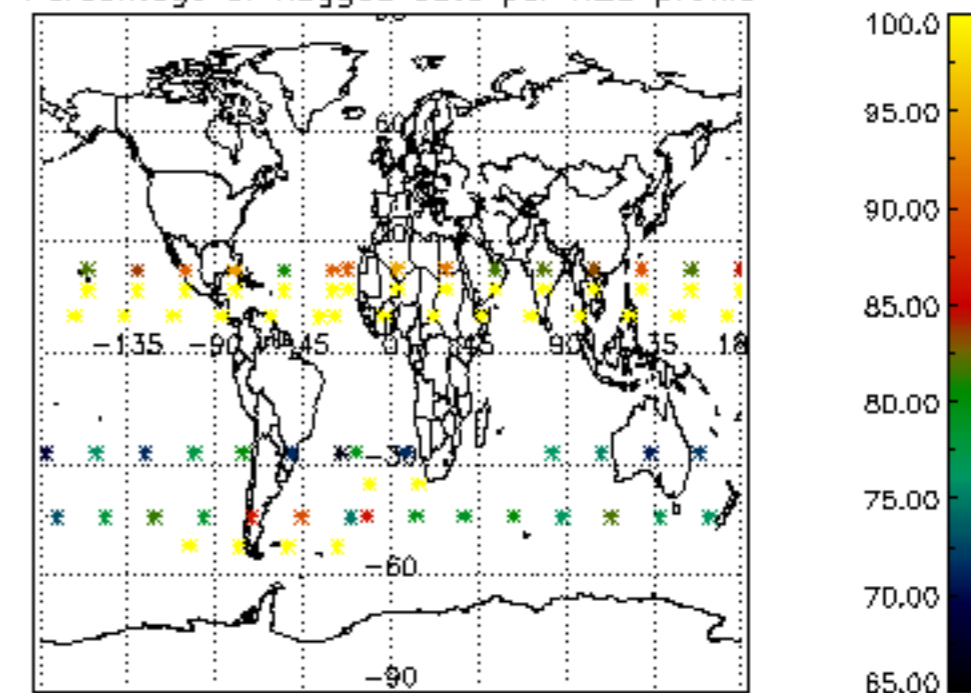




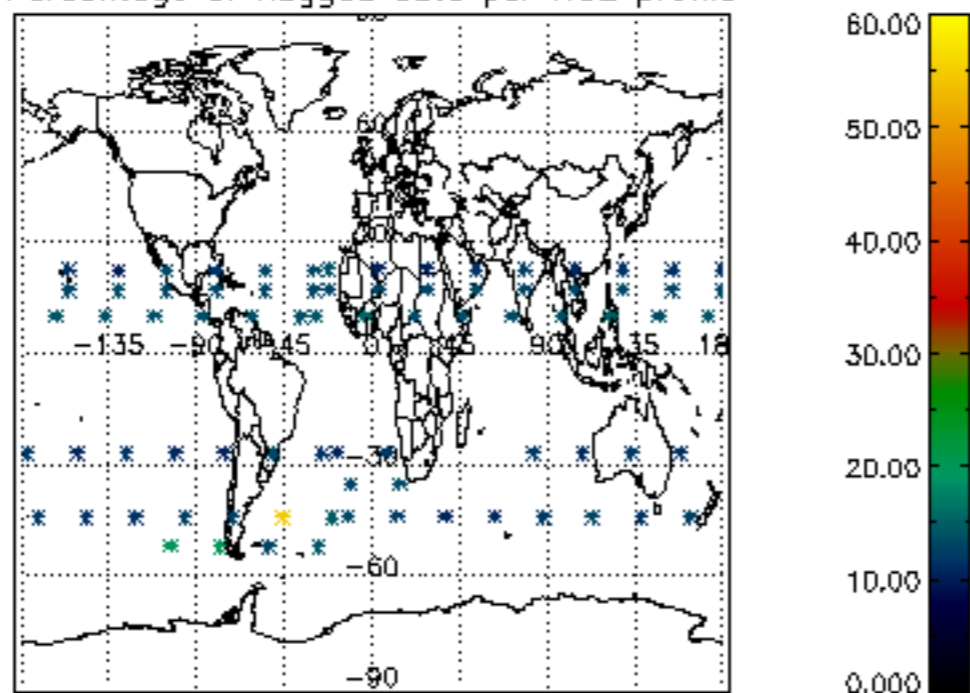
Percentage of flagged data per D3 profile



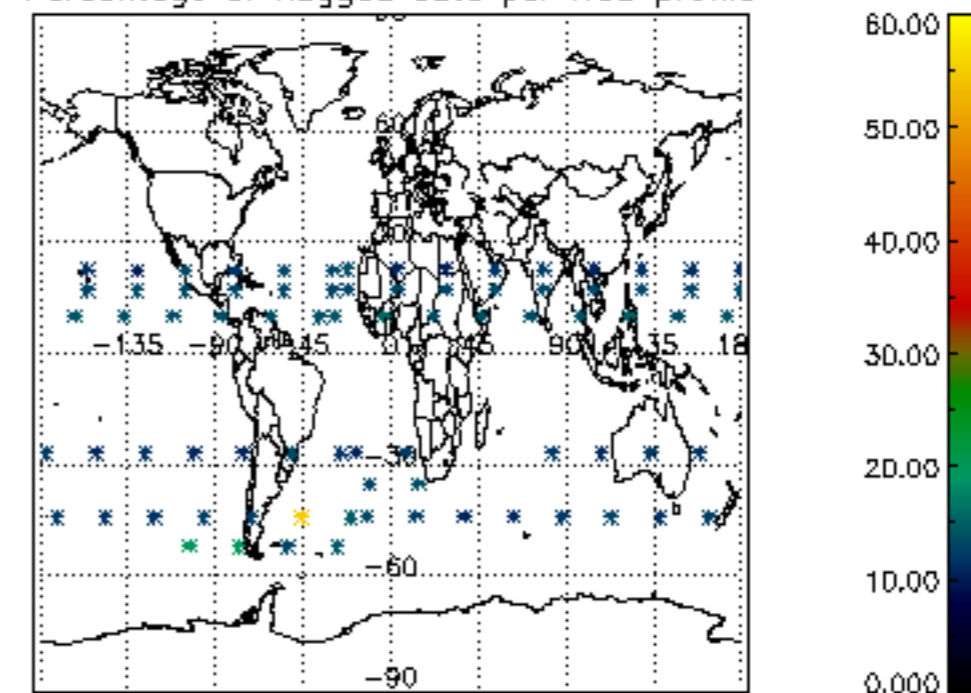
Percentage of flagged data per H2O profile

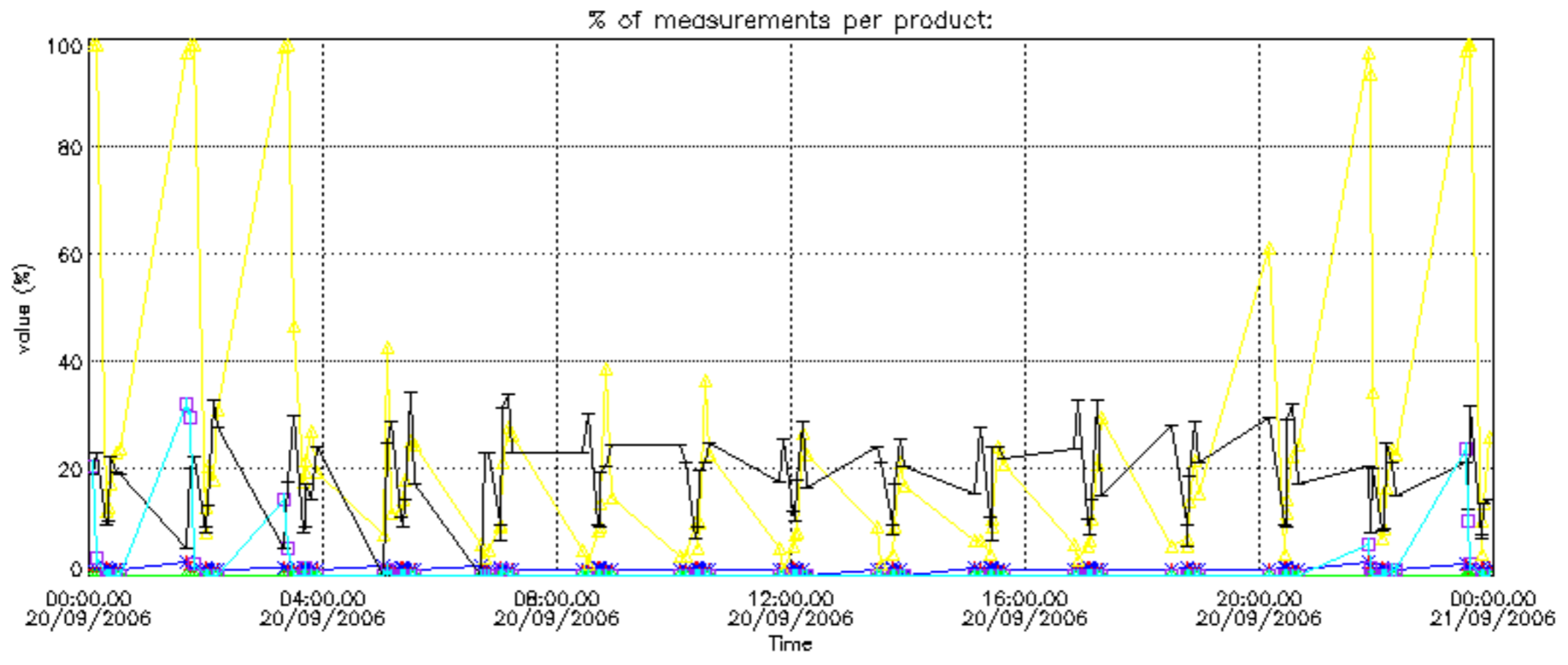


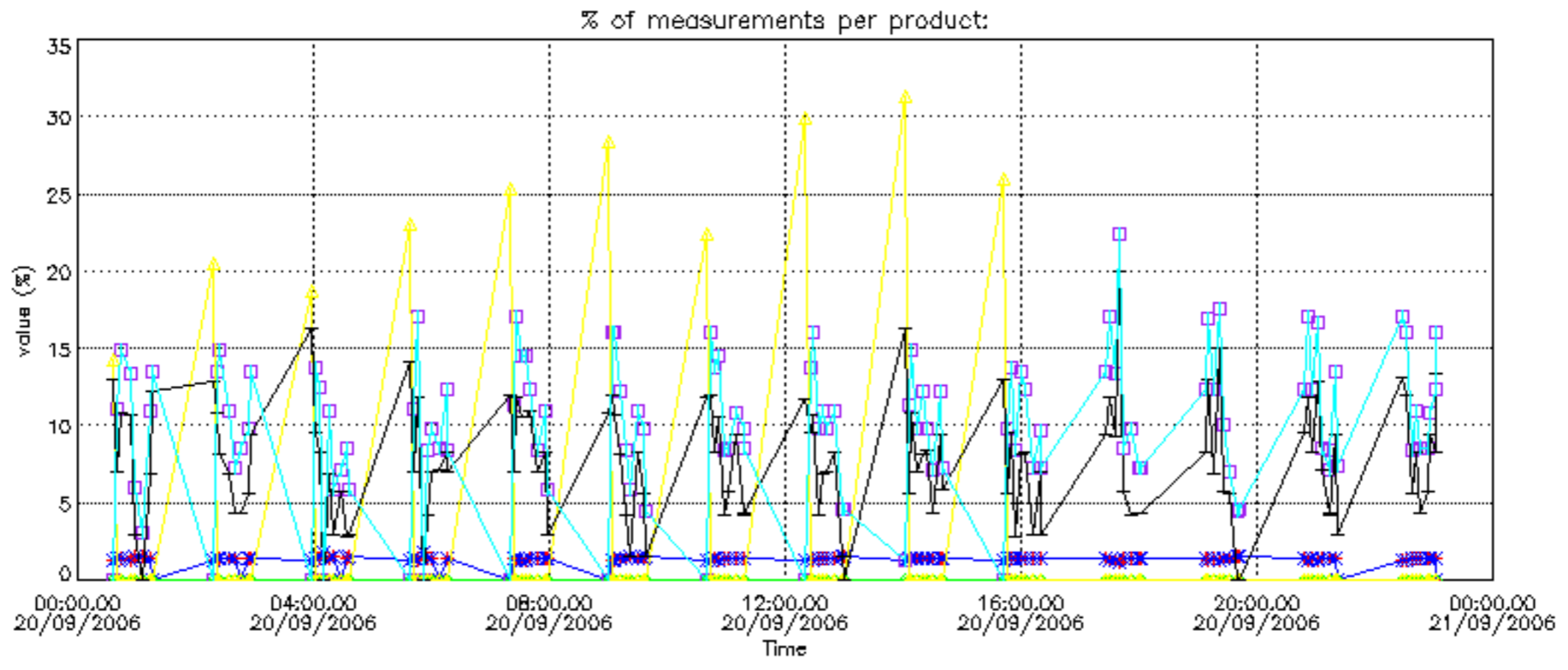
Percentage of flagged data per NO2 profile



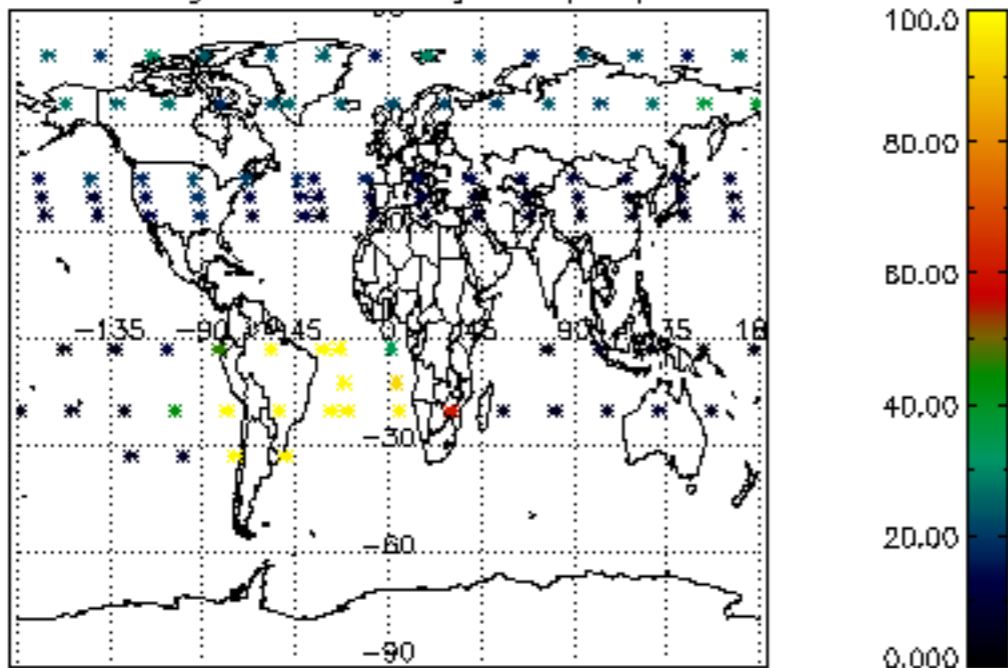
Percentage of flagged data per NO3 profile



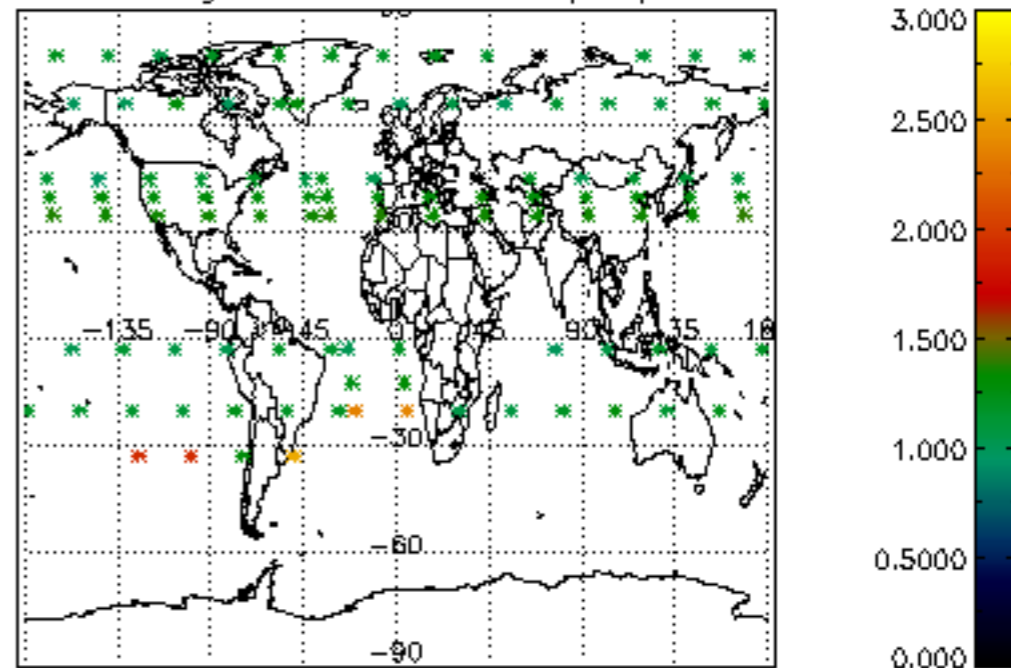




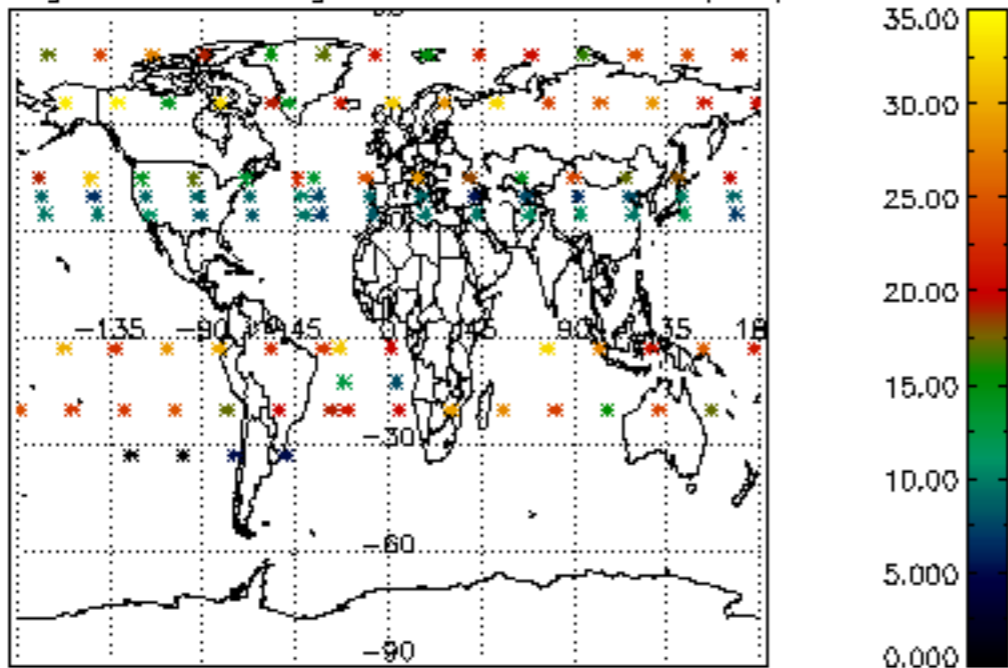
Percentage of cosmic ray hits per profile



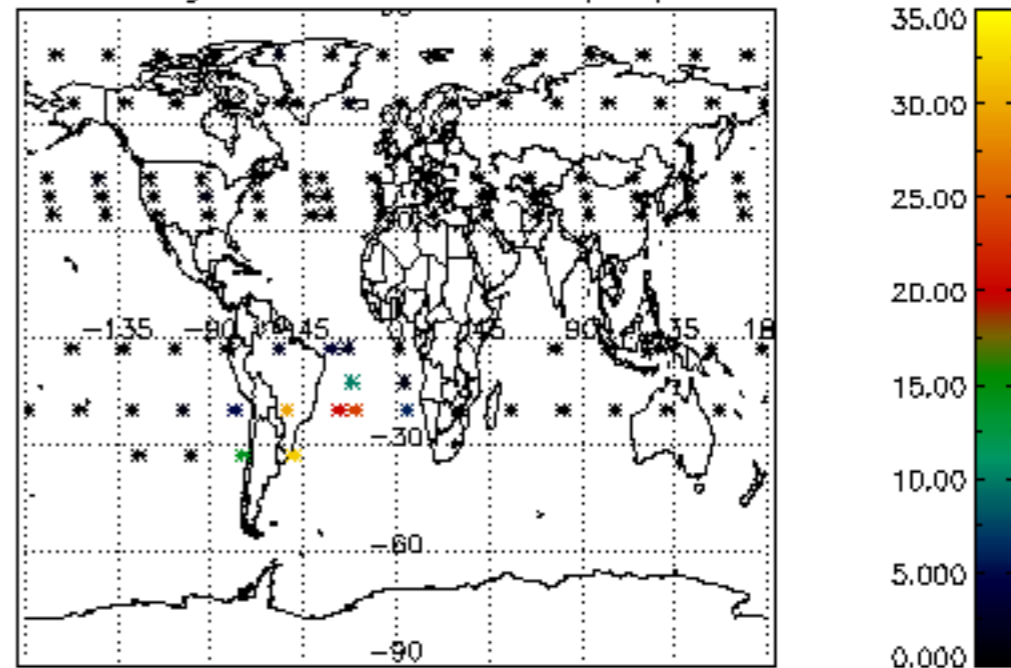
Percentage of datation errors per profile



Percentage of star falling outside central band per profile

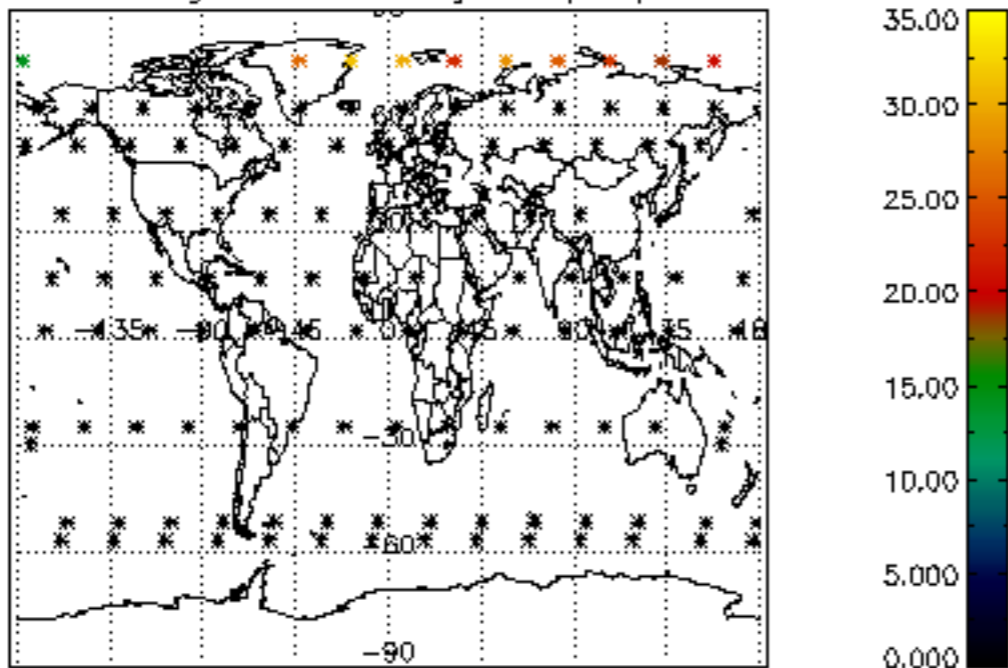


Percentage of saturation errors per profile

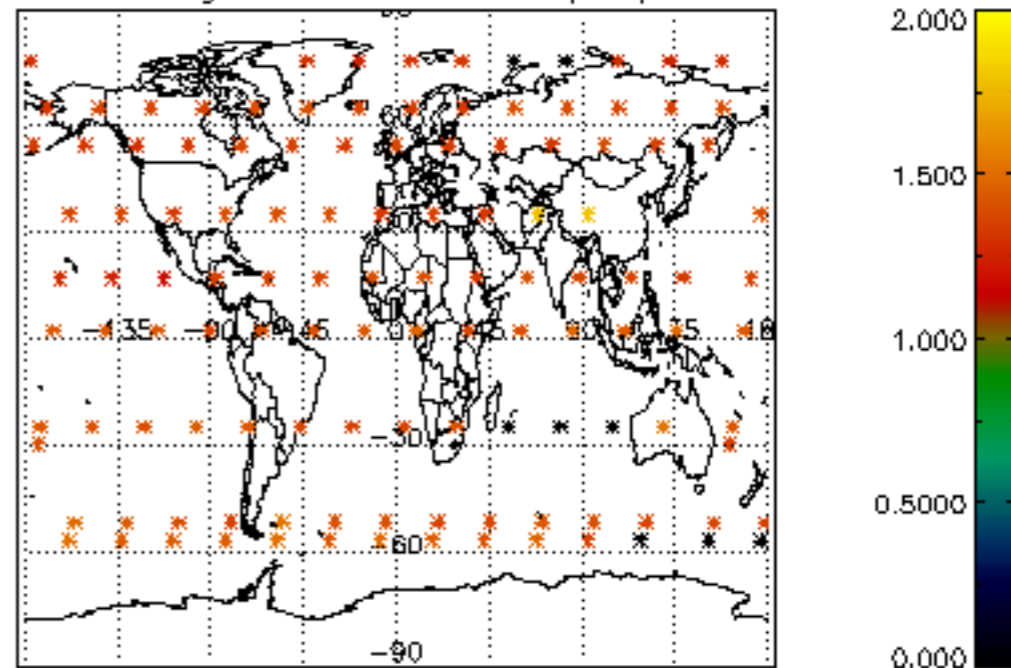




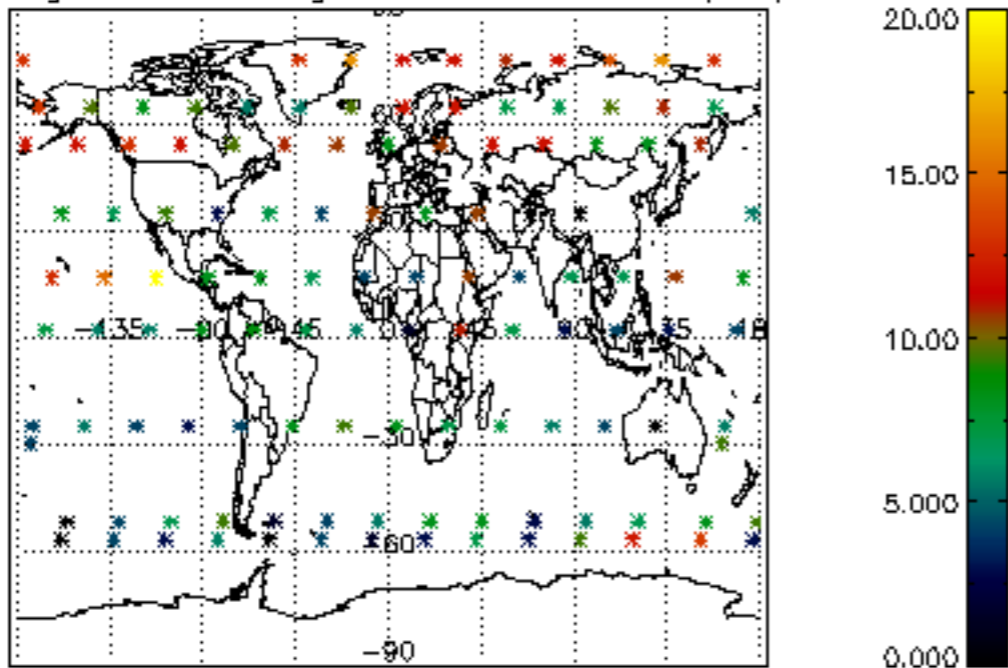
Percentage of cosmic ray hits per profile



Percentage of datation errors per profile



Percentage of star falling outside central band per profile



Percentage of saturation errors per profile

