

# GOMOS Level 2 Daily Report

## SUMMARY

### [1. General Info](#)

### [2. Summary of processed GOM\\_NL\\_2P products](#)

### [3. Level 2 Quality information per product](#)

#### [3.1 Plot of level 2 quality information per product \(time dependant\)](#)

#### [3.2 Plot of level 2 quality information per product \(world map\)](#)

### [4. Level 1 Quality information per product \(stored on level 2 products\)](#)

#### [4.1 Plot of level 1 quality information per product \(time dependant\)](#)

##### [4.1.1 Plot of level 1 quality information per product \(time dependant\): ASCENDING](#)

##### [4.1.2 Plot of level 1 quality information per product \(time dependant\): DESCENDING](#)

#### [4.2 Plot of level 1 quality information per product \(world map\)](#)

##### [4.2.1 Plot of level 1 quality information per product \(world map\): ASCENDING](#)

##### [4.2.2 Plot of level 1 quality information per product \(world map\): DESCENDING](#)

### [5. Ozone profiles based on quality statistics and other trace gas profiles](#)

#### [5.1 Ozone statistics based on quality of products](#)

#### [5.2 Plot ozone profiles for all STD \(dark without errors\)](#)

#### [5.3 Plot ozone profiles where STD < 20% \(dark without errors\)](#)

#### [5.4. Plot ozone profiles where STD < 10% \(dark without errors\)](#)

#### [5.5. Plot ozone profiles where STD < 5% \(dark without errors\)](#)

#### [5.6 Plot NO2 profiles for all STD \(dark without errors\)](#)

#### [5.7 Plot NO3 profiles for all STD \(dark without errors\)](#)

#### [5.8 Plot H2O profiles \(only for occultations of stars 1,2,3,4,13,14,16,26,63 dark without errors\) for all STD](#)

### [6. Auxiliary Data Files used for the production reported in section 2](#)

This report presents the daily analysis on parameters extracted from GOMOS level 2 data (GOM\_NL\_\_2P). It is intended to monitor some important parameters that will impact the quality of these products. A list of level 2 products (and content) that have arrived during the reporting day to the PCF is also given.

Item	Value
Time of report generation	24APR2013 04:13:09
Data source version	GOMOS/6.01
Start time of products	17-09-2006 (17SEP2006 00:00:00)
Stop time of products	18-09-2006 (18SEP2006 00:00:00)
Store outputs in DB	Yes
Nb of level 2 prods	229
Nb of prods with errors	0

## 2. Summary of processed GOM\_NL\_\_2P products.

Nr	Filename	UTC Start time	Limb	Duration	Star Id	Star Name	Star Mag	Star Temp	Nb Meas	Orbit	Prod. error
1	GOM_NL__2PRFIN20060917_000209_000000512051_00173_23774_1851.N1	17-SEP-2006 00:02:09	Dark	50.500	41	Eps Car	1.8600	4100.0	101	23774	No
2	GOM_NL__2PRFIN20060917_000341_000000572051_00174_23775_1835.N1	17-SEP-2006 00:03:41	Dark	57.000	2	Alp Car	-0.73600	7000.0	114	23775	No
3	GOM_NL__2PRFIN20060917_001244_000000372051_00174_23775_1836.N1	17-SEP-2006 00:12:44	Dark	36.500	135	Bet Hyi	2.8200	5800.0	73	23775	No
4	GOM_NL__2PRFIN20060917_001520_000000432051_00174_23775_1837.N1	17-SEP-2006 00:15:20	Dark	42.500	9	Alp Eri	0.45300	24000.	85	23775	No
5	GOM_NL__2PRFIN20060917_002201_000000382051_00174_23775_1838.N1	17-SEP-2006 00:22:01	Straylight	38.000	31	Alp Gru	1.7340	15200.	76	23775	No
6	GOM_NL__2PRFIN20060917_002448_000000362051_00174_23775_1839.N1	17-SEP-2006 00:24:48	Straylight	36.000	172	Gam Gru	3.0030	13100.	72	23775	No
7	GOM_NL__2PRFIN20060917_002614_000000452051_00174_23775_1840.N1	17-SEP-2006 00:26:14	Straylight	45.000	18	24Alp PsA	1.1660	9700.0	90	23775	No
8	GOM_NL__2PRFIN20060917_003045_000000412051_00174_23775_1841.N1	17-SEP-2006 00:30:45	Twilight_stray	41.000	142	49Del Cap	2.8500	8900.0	82	23775	No
9	GOM_NL__2PRFIN20060917_003458_000000372051_00174_23775_1842.N1	17-SEP-2006 00:34:58	Bright	37.000	162	34Alp Aqr	2.9440	5350.0	74	23775	No
10	GOM_NL__2PRFIN20060917_003758_000000372051_00174_23775_1843.N1	17-SEP-2006 00:37:58	Bright	36.500	61	8Eps Peg	2.1000	3900.0	73	23775	No
11	GOM_NL__2PRFIN20060917_004518_000000382051_00174_23775_1844.N1	17-SEP-2006 00:45:18	Bright	37.500	92	53Eps Cyg	2.5000	4500.0	75	23775	No
12	GOM_NL__2PRFIN20060917_004823_000000342051_00174_23775_1845.N1	17-SEP-2006 00:48:23	Bright	33.500	19	50Alp Cyg	1.2460	10500.	67	23775	No
13	GOM_NL__2PRFIN20060917_005243_000000362051_00174_23775_1846.N1	17-SEP-2006 00:52:43	Bright	35.500	89	5Alp Cep	2.4510	8000.0	71	23775	No
14	GOM_NL__2PRFIN20060917_010022_000000332051_00174_23775_1847.N1	17-SEP-2006 01:00:22	Bright	32.500	49	1Alp UMi	1.9900	6300.0	65	23775	No
15	GOM_NL__2PRFIN20060917_010744_000000362051_00174_23775_1848.N1	17-SEP-2006 01:07:44	Bright	36.000	36	50Alp UMa	1.8000	6300.0	72	23775	No
16	GOM_NL__2PRFIN20060917_010911_000000352051_00174_23775_1849.N1	17-SEP-2006 01:09:11	Bright	34.500	82	48Bet UMa	2.3650	10600.	69	23775	No
17	GOM_NL__2PRFIN20060917_013406_000000442051_00174_23775_1850.N1	17-SEP-2006 01:34:06	Dark	43.500	132	15Rho Pup	2.8030	6900.0	87	23775	No
18	GOM_NL__2PRFIN20060917_013756_000000432051_00174_23775_1851.N1	17-SEP-2006 01:37:56	Dark	43.000	65	Lam Vel	2.2040	4400.0	86	23775	No
19	GOM_NL__2PRFIN20060917_014245_000000442051_00174_23775_1852.N1	17-SEP-2006 01:42:45	Dark	43.500	41	Eps Car	1.8600	4100.0	87	23775	No
20	GOM_NL__2PRFIN20060917_014417_000000522051_00175_23776_1758.N1	17-SEP-2006 01:44:17	Dark	52.000	2	Alp Car	-0.73600	7000.0	104	23776	No
21	GOM_NL__2PRFIN20060917_015320_000000372051_00175_23776_1759.N1	17-SEP-2006 01:53:20	Dark	37.000	135	Bet Hyi	2.8200	5800.0	74	23776	No
22	GOM_NL__2PRFIN20060917_015557_000000412051_00175_23776_1760.N1	17-SEP-2006 01:55:57	Dark	40.500	9	Alp Eri	0.45300	24000.	81	23776	No
23	GOM_NL__2PRFIN20060917_020237_000000422051_00175_23776_1761.N1	17-SEP-2006 02:02:37	Straylight	41.500	31	Alp Gru	1.7340	15200.	83	23776	No
24	GOM_NL__2PRFIN20060917_020524_000000382051_00175_23776_1762.N1	17-SEP-2006 02:05:24	Straylight	37.500	172	Gam Gru	3.0030	13100.	75	23776	No
25	GOM_NL__2PRFIN20060917_020650_000000462051_00175_23776_1763.N1	17-SEP-2006 02:06:50	Straylight	46.000	18	24Alp PsA	1.1660	9700.0	92	23776	No
26	GOM_NL__2PRFIN20060917_021121_000000402051_00175_23776_1764.N1	17-SEP-2006 02:11:21	Twilight_stray	39.500	142	49Del Cap	2.8500	8900.0	79	23776	No
27	GOM_NL__2PRFIN20060917_021533_000000362051_00175_23776_1765.N1	17-SEP-2006 02:15:33	Bright	36.000	162	34Alp Aqr	2.9440	5350.0	72	23776	No
28	GOM_NL__2PRFIN20060917_021834_000000382051_00175_23776_1766.N1	17-SEP-2006 02:18:34	Bright	38.000	61	8Eps Peg	2.1000	3900.0	76	23776	No
29	GOM_NL__2PRFIN20060917_022555_000000382051_00175_23776_1767.N1	17-SEP-2006 02:25:55	Bright	37.500	92	53Eps Cyg	2.5000	4500.0	75	23776	No
30	GOM_NL__2PRFIN20060917_022859_000000382051_00175_23776_1768.N1	17-SEP-2006 02:28:59	Bright	37.500	19	50Alp Cyg	1.2460	10500.	75	23776	No
31	GOM_NL__2PRFIN20060917_023319_000000362051_00175_23776_1769.N1	17-SEP-2006 02:33:19	Bright	35.500	89	5Alp Cep	2.4510	8000.0	71	23776	No
32	GOM_NL__2PRFIN20060917_024058_000000322051_00175_23776_1770.N1	17-SEP-2006 02:40:58	Bright	32.000	49	1Alp UMi	1.9900	6300.0	64	23776	No
33	GOM_NL__2PRFIN20060917_024821_000000382051_00175_23776_1771.N1	17-SEP-2006 02:48:21	Bright	37.500	36	50Alp UMa	1.8000	6300.0	75	23776	No
34	GOM_NL__2PRFIN20060917_024947_000000522051_00175_23776_1772.N1	17-SEP-2006 02:49:47	Bright	52.000	82	48Bet UMa	2.3650	10600.	104	23776	No
35	GOM_NL__2PRFIN20060917_031442_000000412051_00175_23776_1773.N1	17-SEP-2006 03:14:42	Dark	40.500	132	15Rho Pup	2.8030	6900.0	81	23776	No
36	GOM_NL__2PRFIN20060917_031832_000000422051_00175_23776_1774.N1	17-SEP-2006 03:18:32	Dark	42.000	65	Lam Vel	2.2040	4400.0	84	23776	No
37	GOM_NL__2PRFIN20060917_032322_000000422051_00175_23776_1775.N1	17-SEP-2006 03:23:22	Dark	42.000	41	Eps Car	1.8600	4100.0	84	23776	No
38	GOM_NL__2PRFIN20060917_032454_000000502051_00176_23777_1758.N1	17-SEP-2006 03:24:54	Dark	50.000	2	Alp Car	-0.73600	7000.0	100	23777	No
39	GOM_NL__2PRFIN20060917_033357_000000372051_00176_23777_1759.N1	17-SEP-2006 03:33:57	Dark	37.000	135	Bet Hyi	2.8200	5800.0	74	23777	No
40	GOM_NL__2PRFIN20060917_033633_000000442051_00176_23777_1760.N1	17-SEP-2006 03:36:33	Dark	44.000	9	Alp Eri	0.45300	24000.	88	23777	No
41	GOM_NL__2PRFIN20060917_034313_000000392051_00176_23777_1761.N1	17-SEP-2006 03:43:13	Straylight	39.000	31	Alp Gru	1.7340	15200.	78	23777	No
42	GOM_NL__2PRFIN20060917_034600_000000372051_00176_23777_1762.N1	17-SEP-2006 03:46:00	Straylight	36.500	172	Gam Gru	3.0030	13100.	73	23777	No

43	GOM_NL_2PRFIN20060917_034726_000000402051_00176_23777_1763.N1	17-SEP-2006 03:47:26	Straylight	40.000	18	24Alp PsA	1.1660	9700.0	80	23777	No
44	GOM_NL_2PRFIN20060917_035157_000000382051_00176_23777_1764.N1	17-SEP-2006 03:51:57	Twilight	38.000	142	49Del Cap	2.8500	8900.0	76	23777	No
45	GOM_NL_2PRFIN20060917_035610_000000372051_00176_23777_1765.N1	17-SEP-2006 03:56:10	Bright	36.500	162	34Alp Aqr	2.9440	5350.0	73	23777	No
46	GOM_NL_2PRFIN20060917_035910_000000382051_00176_23777_1766.N1	17-SEP-2006 03:59:10	Bright	37.500	61	8Eps Peg	2.1000	3900.0	75	23777	No
47	GOM_NL_2PRFIN20060917_040631_000000372051_00176_23777_1767.N1	17-SEP-2006 04:06:31	Bright	37.000	92	53Eps Cyg	2.5000	4500.0	74	23777	No
48	GOM_NL_2PRFIN20060917_040936_000000362051_00176_23777_1768.N1	17-SEP-2006 04:09:36	Bright	36.000	19	50Alp Cyg	1.2460	10500.	72	23777	No
49	GOM_NL_2PRFIN20060917_041355_000000362051_00176_23777_1769.N1	17-SEP-2006 04:13:55	Bright	35.500	89	5Alp Cep	2.4510	8000.0	71	23777	No
50	GOM_NL_2PRFIN20060917_042134_000000352051_00176_23777_1770.N1	17-SEP-2006 04:21:34	Bright	35.000	49	1Alp UMi	1.9900	6300.0	70	23777	No
51	GOM_NL_2PRFIN20060917_042857_000000372051_00176_23777_1771.N1	17-SEP-2006 04:28:57	Bright	37.000	36	50Alp UMa	1.8000	6300.0	74	23777	No
52	GOM_NL_2PRFIN20060917_043024_000000342051_00176_23777_1772.N1	17-SEP-2006 04:30:24	Bright	33.500	82	48Bet UMa	2.3650	10600.	67	23777	No
53	GOM_NL_2PRFIN20060917_045518_000000422051_00176_23777_1773.N1	17-SEP-2006 04:55:18	Dark	42.000	132	15Rho Pup	2.8030	6900.0	84	23777	No
54	GOM_NL_2PRFIN20060917_045908_000000422051_00176_23777_1774.N1	17-SEP-2006 04:59:08	Dark	41.500	65	Lam Vel	2.2040	4400.0	83	23777	No
55	GOM_NL_2PRFIN20060917_050358_000000432051_00176_23777_1775.N1	17-SEP-2006 05:03:58	Dark	43.000	41	Eps Car	1.8600	4100.0	86	23777	No
56	GOM_NL_2PRFIN20060917_050530_000000562051_00177_23778_1758.N1	17-SEP-2006 05:05:30	Dark	56.000	2	Alp Car	-0.73600	7000.0	112	23778	No
57	GOM_NL_2PRFIN20060917_051433_000000372051_00177_23778_1759.N1	17-SEP-2006 05:14:33	Dark	36.500	135	Bet Hyi	2.8200	5800.0	73	23778	No
58	GOM_NL_2PRFIN20060917_051710_000000432051_00177_23778_1760.N1	17-SEP-2006 05:17:10	Dark	42.500	9	Alp Eri	0.45300	24000.	85	23778	No
59	GOM_NL_2PRFIN20060917_052349_000000392051_00177_23778_1761.N1	17-SEP-2006 05:23:49	Straylight	38.500	31	Alp Gru	1.7340	15200.	77	23778	No
60	GOM_NL_2PRFIN20060917_052636_000000362051_00177_23778_1762.N1	17-SEP-2006 05:26:36	Straylight	36.000	172	Gam Gru	3.0030	13100.	72	23778	No
61	GOM_NL_2PRFIN20060917_052802_000000392051_00177_23778_1763.N1	17-SEP-2006 05:28:02	Straylight	39.000	18	24Alp PsA	1.1660	9700.0	78	23778	No
62	GOM_NL_2PRFIN20060917_053233_000000382051_00177_23778_1764.N1	17-SEP-2006 05:32:33	Twilight	38.000	142	49Del Cap	2.8500	8900.0	76	23778	No
63	GOM_NL_2PRFIN20060917_053646_000000372051_00177_23778_1765.N1	17-SEP-2006 05:36:46	Bright	37.000	162	34Alp Aqr	2.9440	5350.0	74	23778	No
64	GOM_NL_2PRFIN20060917_053946_000000402051_00177_23778_1766.N1	17-SEP-2006 05:39:46	Bright	39.500	61	8Eps Peg	2.1000	3900.0	79	23778	No
65	GOM_NL_2PRFIN20060917_054707_000000352051_00177_23778_1767.N1	17-SEP-2006 05:47:07	Bright	34.500	92	53Eps Cyg	2.5000	4500.0	69	23778	No
66	GOM_NL_2PRFIN20060917_055012_000000372051_00177_23778_1768.N1	17-SEP-2006 05:50:12	Bright	36.500	19	50Alp Cyg	1.2460	10500.	73	23778	No
67	GOM_NL_2PRFIN20060917_055431_000000352051_00177_23778_1769.N1	17-SEP-2006 05:54:31	Bright	35.000	89	5Alp Cep	2.4510	8000.0	70	23778	No
68	GOM_NL_2PRFIN20060917_060210_000000352051_00177_23778_1770.N1	17-SEP-2006 06:02:10	Bright	35.000	49	1Alp UMi	1.9900	6300.0	70	23778	No
69	GOM_NL_2PRFIN20060917_060933_000000372051_00177_23778_1771.N1	17-SEP-2006 06:09:33	Bright	36.500	36	50Alp UMa	1.8000	6300.0	73	23778	No
70	GOM_NL_2PRFIN20060917_061100_000000362051_00177_23778_1772.N1	17-SEP-2006 06:11:00	Bright	35.500	82	48Bet UMa	2.3650	10600.	71	23778	No
71	GOM_NL_2PRFIN20060917_063555_000000412051_00177_23778_1773.N1	17-SEP-2006 06:35:55	Dark	41.000	132	15Rho Pup	2.8030	6900.0	82	23778	No
72	GOM_NL_2PRFIN20060917_063944_000000412051_00177_23778_1774.N1	17-SEP-2006 06:39:44	Dark	40.500	65	Lam Vel	2.2040	4400.0	81	23778	No
73	GOM_NL_2PRFIN20060917_064434_000000442051_00177_23778_1775.N1	17-SEP-2006 06:44:34	Dark	43.500	41	Eps Car	1.8600	4100.0	87	23778	No
74	GOM_NL_2PRFIN20060917_064607_000000562051_00178_23779_1758.N1	17-SEP-2006 06:46:07	Dark	56.000	2	Alp Car	-0.73600	7000.0	112	23779	No
75	GOM_NL_2PRFIN20060917_083545_000000372051_00179_23780_1758.N1	17-SEP-2006 08:35:45	Dark	36.500	135	Bet Hyi	2.8200	5800.0	73	23780	No
76	GOM_NL_2PRFIN20060917_083823_000000522051_00179_23780_1759.N1	17-SEP-2006 08:38:23	Dark	52.000	9	Alp Eri	0.45300	24000.	104	23780	No
77	GOM_NL_2PRFIN20060917_084501_000000382051_00179_23780_1760.N1	17-SEP-2006 08:45:01	Straylight	38.000	31	Alp Gru	1.7340	15200.	76	23780	No
78	GOM_NL_2PRFIN20060917_084915_000000442051_00179_23780_1761.N1	17-SEP-2006 08:49:15	Straylight	44.000	18	24Alp PsA	1.1660	9700.0	88	23780	No
79	GOM_NL_2PRFIN20060917_085345_000000402051_00179_23780_1762.N1	17-SEP-2006 08:53:45	Twilight	40.000	142	49Del Cap	2.8500	8900.0	80	23780	No
80	GOM_NL_2PRFIN20060917_085758_000000382051_00179_23780_1763.N1	17-SEP-2006 08:57:58	Bright	37.500	162	34Alp Aqr	2.9440	5350.0	75	23780	No
81	GOM_NL_2PRFIN20060917_090058_000000372051_00179_23780_1764.N1	17-SEP-2006 09:00:58	Bright	37.000	61	8Eps Peg	2.1000	3900.0	74	23780	No
82	GOM_NL_2PRFIN20060917_090820_000000382051_00179_23780_1765.N1	17-SEP-2006 09:08:20	Bright	38.000	92	53Eps Cyg	2.5000	4500.0	76	23780	No
83	GOM_NL_2PRFIN20060917_091124_000000342051_00179_23780_1766.N1	17-SEP-2006 09:11:24	Bright	34.000	19	50Alp Cyg	1.2460	10500.	68	23780	No
84	GOM_NL_2PRFIN20060917_091543_000000352051_00179_23780_1767.N1	17-SEP-2006 09:15:43	Bright	34.500	89	5Alp Cep	2.4510	8000.0	69	23780	No
85	GOM_NL_2PRFIN20060917_092322_000000362051_00179_23780_1768.N1	17-SEP-2006 09:23:22	Bright	36.000	49	1Alp UMi	1.9900	6300.0	72	23780	No
86	GOM_NL_2PRFIN20060917_093045_000000372051_00179_23780_1769.N1	17-SEP-2006 09:30:45	Bright	36.500	36	50Alp UMa	1.8000	6300.0	73	23780	No
87	GOM_NL_2PRFIN20060917_093212_000000352051_00179_23780_1770.N1	17-SEP-2006 09:32:12	Bright	34.500	82	48Bet UMa	2.3650	10600.	69	23780	No
88	GOM_NL_2PRFIN20060917_095708_000000422051_00179_23780_1771.N1	17-SEP-2006 09:57:08	Dark	42.000	132	15Rho Pup	2.8030	6900.0	84	23780	No
89	GOM_NL_2PRFIN20060917_100057_000000462051_00179_23780_1772.N1	17-SEP-2006 10:00:57	Dark	46.000	65	Lam Vel	2.2040	4400.0	92	23780	No
90	GOM_NL_2PRFIN20060917_100546_000000402051_00179_23780_1773.N1	17-SEP-2006 10:05:46	Dark	40.000	41	Eps Car	1.8600	4100.0	80	23780	No
91	GOM_NL_2PRFIN20060917_100720_000000552051_00180_23781_1758.N1	17-SEP-2006 10:07:20	Dark	55.000	2	Alp Car	-0.73600	7000.0	110	23781	No
92	GOM_NL_2PRFIN20060917_101621_000000372051_00180_23781_1759.N1	17-SEP-2006 10:16:21	Dark	37.000	135	Bet Hyi	2.8200	5800.0	74	23781	No
93	GOM_NL_2PRFIN20060917_101859_000000482051_00180_23781_1760.N1	17-SEP-2006 10:18:59	Dark	48.000	9	Alp Eri	0.45300	24000.	96	23781	No
94	GOM_NL_2PRFIN20060917_102537_000000432051_00180_23781_1761.N1	17-SEP-2006 10:25:37	Straylight	42.500	31	Alp Gru	1.7340	15200.	85	23781	No
95	GOM_NL_2PRFIN20060917_102951_000000412051_00180_23781_1762.N1	17-SEP-2006 10:29:51	Straylight	40.500	18	24Alp PsA	1.1660	9700.0	81	23781	No
96	GOM_NL_2PRFIN20060917_103421_000000402051_00180_23781_1763.N1	17-SEP-2006 10:34:21	Twilight	40.000	142	49Del Cap	2.8500	8900.0	80	23781	No
97	GOM_NL_2PRFIN20060917_103834_000000372051_00180_23781_1764.N1	17-SEP-2006 10:38:34	Bright	37.000	162	34Alp Aqr	2.9440	5350.0	74	23781	No
98	GOM_NL_2PRFIN20060917_104134_000000372051_00180_23781_1765.N1	17-SEP-2006 10:41:34	Bright	37.000	61	8Eps Peg	2.1000	3900.0	74	23781	No
99	GOM_NL_2PRFIN20060917_104856_000000352051_00180_23781_1766.N1	17-SEP-2006 10:48:56	Bright	34.500	92	53Eps Cyg	2.5000	4500.0	69	23781	No
100	GOM_NL_2PRFIN20060917_105201_000000372051_00180_23781_1767.N1	17-SEP-2006 10:52:01	Bright	37.000	19	50Alp Cyg	1.2460	10500.	74	23781	No
101	GOM_NL_2PRFIN20060917_105619_000000352051_00180_23781_1768.N1	17-SEP-2006 10:56:19	Bright	35.000	89	5Alp Cep	2.4510	8000.0	70	23781	No

102	GOM_NL_2PRFIN20060917_110357_000000352051_00180_23781_1769.N1	17-SEP-2006 11:03:57	Bright	35.000	49	1Alp UMi	1.9900	6300.0	70	23781	No
103	GOM_NL_2PRFIN20060917_111121_000000362051_00180_23781_1770.N1	17-SEP-2006 11:11:21	Bright	35.500	36	50Alp UMa	1.8000	6300.0	71	23781	No
104	GOM_NL_2PRFIN20060917_111248_000000342051_00180_23781_1771.N1	17-SEP-2006 11:12:48	Bright	33.500	82	48Bet UMa	2.3650	10600.	67	23781	No
105	GOM_NL_2PRFIN20060917_113744_000000422051_00180_23781_1772.N1	17-SEP-2006 11:37:44	Dark	42.000	132	15Rho Pup	2.8030	6900.0	84	23781	No
106	GOM_NL_2PRFIN20060917_114133_000000482051_00180_23781_1773.N1	17-SEP-2006 11:41:33	Dark	47.500	65	Lam Vel	2.2040	4400.0	95	23781	No
107	GOM_NL_2PRFIN20060917_114623_000000502051_00180_23781_1774.N1	17-SEP-2006 11:46:23	Dark	49.500	41	Eps Car	1.8600	4100.0	99	23781	No
108	GOM_NL_2PRFIN20060917_114757_000000442051_00181_23782_1758.N1	17-SEP-2006 11:47:57	Dark	44.000	2	Alp Car	-0.73600	7000.0	88	23782	No
109	GOM_NL_2PRFIN20060917_115657_000000362051_00181_23782_1759.N1	17-SEP-2006 11:56:57	Dark	36.000	135	Bet Hyi	2.8200	5800.0	72	23782	No
110	GOM_NL_2PRFIN20060917_115935_000000432051_00181_23782_1760.N1	17-SEP-2006 11:59:35	Dark	42.500	9	Alp Eri	0.45300	24000.	85	23782	No
111	GOM_NL_2PRFIN20060917_120613_000000392051_00181_23782_1761.N1	17-SEP-2006 12:06:13	Straylight	38.500	31	Alp Gru	1.7340	15200.	77	23782	No
112	GOM_NL_2PRFIN20060917_120901_000000372051_00181_23782_1762.N1	17-SEP-2006 12:09:01	Straylight	37.000	172	Gam Gru	3.0030	13100.	74	23782	No
113	GOM_NL_2PRFIN20060917_121027_000000412051_00181_23782_1763.N1	17-SEP-2006 12:10:27	Straylight	40.500	18	24Alp PsA	1.1660	9700.0	81	23782	No
114	GOM_NL_2PRFIN20060917_121458_000000392051_00181_23782_1764.N1	17-SEP-2006 12:14:58	Tw_i_and_stray	39.000	142	49Del Cap	2.8500	8900.0	78	23782	No
115	GOM_NL_2PRFIN20060917_121910_000000382051_00181_23782_1765.N1	17-SEP-2006 12:19:10	Bright	37.500	162	34Alp Aqr	2.9440	5350.0	75	23782	No
116	GOM_NL_2PRFIN20060917_122211_000000382051_00181_23782_1766.N1	17-SEP-2006 12:22:11	Bright	38.000	61	8Eps Peg	2.1000	3900.0	76	23782	No
117	GOM_NL_2PRFIN20060917_122932_000000362051_00181_23782_1767.N1	17-SEP-2006 12:29:32	Bright	35.500	92	53Eps Cyg	2.5000	4500.0	71	23782	No
118	GOM_NL_2PRFIN20060917_123237_000000372051_00181_23782_1768.N1	17-SEP-2006 12:32:37	Bright	37.000	19	50Alp Cyg	1.2460	10500.	74	23782	No
119	GOM_NL_2PRFIN20060917_123655_000000362051_00181_23782_1769.N1	17-SEP-2006 12:36:55	Bright	35.500	89	5Alp Cep	2.4510	8000.0	71	23782	No
120	GOM_NL_2PRFIN20060917_124433_000000362051_00181_23782_1770.N1	17-SEP-2006 12:44:33	Bright	36.000	49	1Alp UMi	1.9900	6300.0	72	23782	No
121	GOM_NL_2PRFIN20060917_125158_000000342051_00181_23782_1771.N1	17-SEP-2006 12:51:58	Bright	34.000	36	50Alp UMa	1.8000	6300.0	68	23782	No
122	GOM_NL_2PRFIN20060917_125324_000000352051_00181_23782_1772.N1	17-SEP-2006 12:53:24	Bright	34.500	82	48Bet UMa	2.3650	10600.	69	23782	No
123	GOM_NL_2PRFIN20060917_131821_000000422051_00181_23782_1773.N1	17-SEP-2006 13:18:21	Dark	42.000	132	15Rho Pup	2.8030	6900.0	84	23782	No
124	GOM_NL_2PRFIN20060917_132209_000000422051_00181_23782_1774.N1	17-SEP-2006 13:22:09	Dark	41.500	65	Lam Vel	2.2040	4400.0	83	23782	No
125	GOM_NL_2PRFIN20060917_132659_000000502051_00181_23782_1775.N1	17-SEP-2006 13:26:59	Dark	50.000	41	Eps Car	1.8600	4100.0	100	23782	No
126	GOM_NL_2PRFIN20060917_132833_000000572051_00182_23783_1758.N1	17-SEP-2006 13:28:33	Dark	56.500	2	Alp Car	-0.73600	7000.0	113	23783	No
127	GOM_NL_2PRFIN20060917_133733_000000362051_00182_23783_1759.N1	17-SEP-2006 13:37:33	Dark	36.000	135	Bet Hyi	2.8200	5800.0	72	23783	No
128	GOM_NL_2PRFIN20060917_134012_000000452051_00182_23783_1760.N1	17-SEP-2006 13:40:12	Dark	44.500	9	Alp Eri	0.45300	24000.	89	23783	No
129	GOM_NL_2PRFIN20060917_134649_000000422051_00182_23783_1761.N1	17-SEP-2006 13:46:49	Straylight	41.500	31	Alp Gru	1.7340	15200.	83	23783	No
130	GOM_NL_2PRFIN20060917_134936_000000372051_00182_23783_1762.N1	17-SEP-2006 13:49:36	Straylight	36.500	172	Gam Gru	3.0030	13100.	73	23783	No
131	GOM_NL_2PRFIN20060917_135103_000000442051_00182_23783_1763.N1	17-SEP-2006 13:51:03	Straylight	44.000	18	24Alp PsA	1.1660	9700.0	88	23783	No
132	GOM_NL_2PRFIN20060917_135533_000000392051_00182_23783_1764.N1	17-SEP-2006 13:55:33	Tw_i_and_stray	39.000	142	49Del Cap	2.8500	8900.0	78	23783	No
133	GOM_NL_2PRFIN20060917_135946_000000372051_00182_23783_1765.N1	17-SEP-2006 13:59:46	Bright	36.500	162	34Alp Aqr	2.9440	5350.0	73	23783	No
134	GOM_NL_2PRFIN20060917_140247_000000362051_00182_23783_1766.N1	17-SEP-2006 14:02:47	Bright	36.000	61	8Eps Peg	2.1000	3900.0	72	23783	No
135	GOM_NL_2PRFIN20060917_141008_000000372051_00182_23783_1767.N1	17-SEP-2006 14:10:08	Bright	37.000	92	53Eps Cyg	2.5000	4500.0	74	23783	No
136	GOM_NL_2PRFIN20060917_141313_000000352051_00182_23783_1768.N1	17-SEP-2006 14:13:13	Bright	34.500	19	50Alp Cyg	1.2460	10500.	69	23783	No
137	GOM_NL_2PRFIN20060917_141731_000000352051_00182_23783_1769.N1	17-SEP-2006 14:17:31	Bright	35.000	89	5Alp Cep	2.4510	8000.0	70	23783	No
138	GOM_NL_2PRFIN20060917_142509_000000342051_00182_23783_1770.N1	17-SEP-2006 14:25:09	Bright	33.500	49	1Alp UMi	1.9900	6300.0	67	23783	No
139	GOM_NL_2PRFIN20060917_143234_000000372051_00182_23783_1771.N1	17-SEP-2006 14:32:34	Bright	36.500	36	50Alp UMa	1.8000	6300.0	73	23783	No
140	GOM_NL_2PRFIN20060917_143400_000000352051_00182_23783_1772.N1	17-SEP-2006 14:34:00	Bright	35.000	82	48Bet UMa	2.3650	10600.	70	23783	No
141	GOM_NL_2PRFIN20060917_145857_000000392051_00182_23783_1773.N1	17-SEP-2006 14:58:57	Dark	39.000	132	15Rho Pup	2.8030	6900.0	78	23783	No
142	GOM_NL_2PRFIN20060917_150245_000000472051_00182_23783_1774.N1	17-SEP-2006 15:02:45	Dark	46.500	65	Lam Vel	2.2040	4400.0	93	23783	No
143	GOM_NL_2PRFIN20060917_150735_000000422051_00182_23783_1775.N1	17-SEP-2006 15:07:35	Dark	41.500	41	Eps Car	1.8600	4100.0	83	23783	No
144	GOM_NL_2PRFIN20060917_150910_000000562051_00183_23784_1758.N1	17-SEP-2006 15:09:10	Dark	55.500	2	Alp Car	-0.73600	7000.0	111	23784	No
145	GOM_NL_2PRFIN20060917_151809_000000382051_00183_23784_1759.N1	17-SEP-2006 15:18:09	Dark	37.500	135	Bet Hyi	2.8200	5800.0	75	23784	No
146	GOM_NL_2PRFIN20060917_152048_000000422051_00183_23784_1760.N1	17-SEP-2006 15:20:48	Dark	41.500	9	Alp Eri	0.45300	24000.	83	23784	No
147	GOM_NL_2PRFIN20060917_152726_000000372051_00183_23784_1761.N1	17-SEP-2006 15:27:26	Straylight	36.500	31	Alp Gru	1.7340	15200.	73	23784	No
148	GOM_NL_2PRFIN20060917_153139_000000432051_00183_23784_1762.N1	17-SEP-2006 15:31:39	Straylight	42.500	18	24Alp PsA	1.1660	9700.0	85	23784	No
149	GOM_NL_2PRFIN20060917_153610_000000392051_00183_23784_1763.N1	17-SEP-2006 15:36:10	Tw_i_and_stray	39.000	142	49Del Cap	2.8500	8900.0	78	23784	No
150	GOM_NL_2PRFIN20060917_154022_000000372051_00183_23784_1764.N1	17-SEP-2006 15:40:22	Bright	36.500	162	34Alp Aqr	2.9440	5350.0	73	23784	No
151	GOM_NL_2PRFIN20060917_154323_000000362051_00183_23784_1765.N1	17-SEP-2006 15:43:23	Bright	35.500	61	8Eps Peg	2.1000	3900.0	71	23784	No
152	GOM_NL_2PRFIN20060917_155349_000000372051_00183_23784_1766.N1	17-SEP-2006 15:53:49	Bright	37.000	19	50Alp Cyg	1.2460	10500.	74	23784	No
153	GOM_NL_2PRFIN20060917_155807_000000462051_00183_23784_1767.N1	17-SEP-2006 15:58:07	Bright	45.500	89	5Alp Cep	2.4510	8000.0	91	23784	No
154	GOM_NL_2PRFIN20060917_160545_000000362051_00183_23784_1768.N1	17-SEP-2006 16:05:45	Bright	35.500	49	1Alp UMi	1.9900	6300.0	71	23784	No
155	GOM_NL_2PRFIN20060917_161310_000000372051_00183_23784_1769.N1	17-SEP-2006 16:13:10	Bright	37.000	36	50Alp UMa	1.8000	6300.0	74	23784	No
156	GOM_NL_2PRFIN20060917_161437_000000342051_00183_23784_1770.N1	17-SEP-2006 16:14:37	Bright	33.500	82	48Bet UMa	2.3650	10600.	67	23784	No
157	GOM_NL_2PRFIN20060917_163934_000000432051_00183_23784_1771.N1	17-SEP-2006 16:39:34	Dark	42.500	132	15Rho Pup	2.8030	6900.0	85	23784	No
158	GOM_NL_2PRFIN20060917_164321_000000422051_00183_23784_1772.N1	17-SEP-2006 16:43:21	Dark	41.500	65	Lam Vel	2.2040	4400.0	83	23784	No
159	GOM_NL_2PRFIN20060917_164811_000000442051_00183_23784_1773.N1	17-SEP-2006 16:48:11	Dark	43.500	41	Eps Car	1.8600	4100.0	87	23784	No
160	GOM_NL_2PRFIN20060917_164947_000000562051_00184_23785_1758.N1	17-SEP-2006 16:49:47	Dark	56.000	2	Alp Car	-0.73600	7000.0	112	23785	No



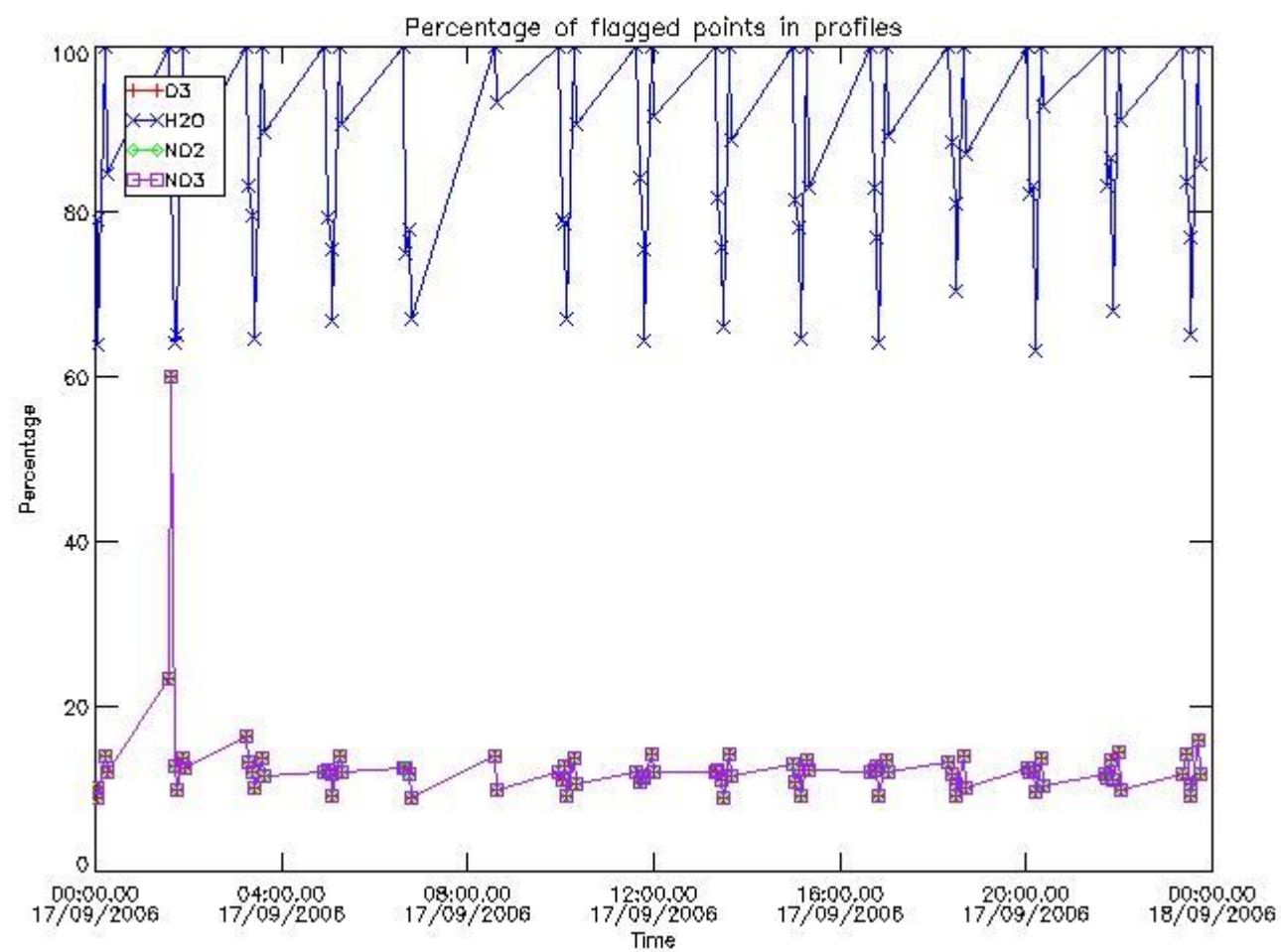
161	GOM_NL__2PRFIN20060917_165846_000000382051_00184_23785_1759.N1	17-SEP-2006 16:58:46	Dark	37.500	135	Bet Hyi	2.8200	5800.0	75	23785	No
162	GOM_NL__2PRFIN20060917_170125_000000422051_00184_23785_1760.N1	17-SEP-2006 17:01:25	Dark	41.500	9	Alp Eri	0.45300	24000.	83	23785	No
163	GOM_NL__2PRFIN20060917_170802_000000412051_00184_23785_1761.N1	17-SEP-2006 17:08:02	Straylight	40.500	31	Alp Gru	1.7340	15200.	81	23785	No
164	GOM_NL__2PRFIN20060917_171215_000000452051_00184_23785_1762.N1	17-SEP-2006 17:12:15	Straylight	45.000	18	24Alp PsA	1.1660	9700.0	90	23785	No
165	GOM_NL__2PRFIN20060917_171646_000000402051_00184_23785_1763.N1	17-SEP-2006 17:16:46	Tw_i_and_stray	40.000	142	49Del Cap	2.8500	8900.0	80	23785	No
166	GOM_NL__2PRFIN20060917_172058_000000382051_00184_23785_1764.N1	17-SEP-2006 17:20:58	Bright	37.500	162	34Alp Aqr	2.9440	5350.0	75	23785	No
167	GOM_NL__2PRFIN20060917_172359_000000382051_00184_23785_1765.N1	17-SEP-2006 17:23:59	Bright	37.500	61	8Eps Peg	2.1000	3900.0	75	23785	No
168	GOM_NL__2PRFIN20060917_173425_000000372051_00184_23785_1766.N1	17-SEP-2006 17:34:25	Bright	37.000	19	50Alp Cyg	1.2460	10500.	74	23785	No
169	GOM_NL__2PRFIN20060917_173843_000000352051_00184_23785_1767.N1	17-SEP-2006 17:38:43	Bright	35.000	89	5Alp Cep	2.4510	8000.0	70	23785	No
170	GOM_NL__2PRFIN20060917_174621_000000372051_00184_23785_1768.N1	17-SEP-2006 17:46:21	Bright	36.500	49	1Alp UMi	1.9900	6300.0	73	23785	No
171	GOM_NL__2PRFIN20060917_175346_000000382051_00184_23785_1769.N1	17-SEP-2006 17:53:46	Bright	37.500	36	50Alp UMa	1.8000	6300.0	75	23785	No
172	GOM_NL__2PRFIN20060917_175513_000000522051_00184_23785_1770.N1	17-SEP-2006 17:55:13	Bright	52.000	82	48Bet UMa	2.3650	10600.	104	23785	No
173	GOM_NL__2PRFIN20060917_182010_000000432051_00184_23785_1771.N1	17-SEP-2006 18:20:10	Dark	42.500	132	15Rho Pup	2.8030	6900.0	85	23785	No
174	GOM_NL__2PRFIN20060917_182357_000000442051_00184_23785_1772.N1	17-SEP-2006 18:23:57	Dark	43.500	65	Lam Vel	2.2040	4400.0	87	23785	No
175	GOM_NL__2PRFIN20060917_182847_000000482051_00184_23785_1773.N1	17-SEP-2006 18:28:47	Dark	48.000	41	Eps Car	1.8600	4100.0	96	23785	No
176	GOM_NL__2PRFIN20060917_183023_000000562051_00185_23786_1778.N1	17-SEP-2006 18:30:23	Dark	56.000	2	Alp Car	-0.73600	7000.0	112	23786	No
177	GOM_NL__2PRFIN20060917_183922_000000372051_00185_23786_1779.N1	17-SEP-2006 18:39:22	Dark	36.500	135	Bet Hyi	2.8200	5800.0	73	23786	No
178	GOM_NL__2PRFIN20060917_184201_000000502051_00185_23786_1780.N1	17-SEP-2006 18:42:01	Dark	49.500	9	Alp Eri	0.45300	24000.	99	23786	No
179	GOM_NL__2PRFIN20060917_184838_000000402051_00185_23786_1781.N1	17-SEP-2006 18:48:38	Straylight	39.500	31	Alp Gru	1.7340	15200.	79	23786	No
180	GOM_NL__2PRFIN20060917_185251_000000402051_00185_23786_1782.N1	17-SEP-2006 18:52:51	Straylight	40.000	18	24Alp PsA	1.1660	9700.0	80	23786	No
181	GOM_NL__2PRFIN20060917_185722_000000382051_00185_23786_1783.N1	17-SEP-2006 18:57:22	Tw_i_and_stray	37.500	142	49Del Cap	2.8500	8900.0	75	23786	No
182	GOM_NL__2PRFIN20060917_190134_000000352051_00185_23786_1784.N1	17-SEP-2006 19:01:34	Bright	35.000	162	34Alp Aqr	2.9440	5350.0	70	23786	No
183	GOM_NL__2PRFIN20060917_190435_000000382051_00185_23786_1785.N1	17-SEP-2006 19:04:35	Bright	37.500	61	8Eps Peg	2.1000	3900.0	75	23786	No
184	GOM_NL__2PRFIN20060917_191502_000000382051_00185_23786_1786.N1	17-SEP-2006 19:15:02	Bright	37.500	19	50Alp Cyg	1.2460	10500.	75	23786	No
185	GOM_NL__2PRFIN20060917_191920_000000352051_00185_23786_1787.N1	17-SEP-2006 19:19:20	Bright	35.000	89	5Alp Cep	2.4510	8000.0	70	23786	No
186	GOM_NL__2PRFIN20060917_192657_000000362051_00185_23786_1788.N1	17-SEP-2006 19:26:57	Bright	36.000	49	1Alp UMi	1.9900	6300.0	72	23786	No
187	GOM_NL__2PRFIN20060917_193422_000000342051_00185_23786_1789.N1	17-SEP-2006 19:34:22	Bright	34.000	36	50Alp UMa	1.8000	6300.0	68	23786	No
188	GOM_NL__2PRFIN20060917_193549_000000332051_00185_23786_1790.N1	17-SEP-2006 19:35:49	Bright	32.500	82	48Bet UMa	2.3650	10600.	65	23786	No
189	GOM_NL__2PRFIN20060917_200047_000000412051_00185_23786_1791.N1	17-SEP-2006 20:00:47	Dark	40.500	132	15Rho Pup	2.8030	6900.0	81	23786	No
190	GOM_NL__2PRFIN20060917_200434_000000432051_00185_23786_1792.N1	17-SEP-2006 20:04:34	Dark	42.500	65	Lam Vel	2.2040	4400.0	85	23786	No
191	GOM_NL__2PRFIN20060917_200924_000000422051_00185_23786_1793.N1	17-SEP-2006 20:09:24	Dark	42.000	41	Eps Car	1.8600	4100.0	84	23786	No
192	GOM_NL__2PRFIN20060917_201100_000000542051_00186_23787_1778.N1	17-SEP-2006 20:11:00	Dark	53.500	2	Alp Car	-0.73600	7000.0	107	23787	No
193	GOM_NL__2PRFIN20060917_201958_000000372051_00186_23787_1779.N1	17-SEP-2006 20:19:58	Dark	37.000	135	Bet Hyi	2.8200	5800.0	74	23787	No
194	GOM_NL__2PRFIN20060917_202238_000000492051_00186_23787_1780.N1	17-SEP-2006 20:22:38	Dark	49.000	9	Alp Eri	0.45300	24000.	98	23787	No
195	GOM_NL__2PRFIN20060917_202914_000000422051_00186_23787_1781.N1	17-SEP-2006 20:29:14	Straylight	41.500	31	Alp Gru	1.7340	15200.	83	23787	No
196	GOM_NL__2PRFIN20060917_203328_000000482051_00186_23787_1782.N1	17-SEP-2006 20:33:28	Straylight	48.000	18	24Alp PsA	1.1660	9700.0	96	23787	No
197	GOM_NL__2PRFIN20060917_203758_000000422051_00186_23787_1783.N1	17-SEP-2006 20:37:58	Tw_i_and_stray	41.500	142	49Del Cap	2.8500	8900.0	83	23787	No
198	GOM_NL__2PRFIN20060917_204211_000000372051_00186_23787_1784.N1	17-SEP-2006 20:42:11	Bright	36.500	162	34Alp Aqr	2.9440	5350.0	73	23787	No
199	GOM_NL__2PRFIN20060917_204511_000000372051_00186_23787_1785.N1	17-SEP-2006 20:45:11	Bright	37.000	61	8Eps Peg	2.1000	3900.0	74	23787	No
200	GOM_NL__2PRFIN20060917_205538_000000372051_00186_23787_1786.N1	17-SEP-2006 20:55:38	Bright	36.500	19	50Alp Cyg	1.2460	10500.	73	23787	No
201	GOM_NL__2PRFIN20060917_205956_000000372051_00186_23787_1787.N1	17-SEP-2006 20:59:56	Bright	37.000	89	5Alp Cep	2.4510	8000.0	74	23787	No
202	GOM_NL__2PRFIN20060917_210733_000000362051_00186_23787_1788.N1	17-SEP-2006 21:07:33	Bright	35.500	49	1Alp UMi	1.9900	6300.0	71	23787	No
203	GOM_NL__2PRFIN20060917_211458_000000342051_00186_23787_1789.N1	17-SEP-2006 21:14:58	Bright	34.000	36	50Alp UMa	1.8000	6300.0	68	23787	No
204	GOM_NL__2PRFIN20060917_211625_000000342051_00186_23787_1790.N1	17-SEP-2006 21:16:25	Bright	33.500	82	48Bet UMa	2.3650	10600.	67	23787	No
205	GOM_NL__2PRFIN20060917_214123_000000432051_00186_23787_1791.N1	17-SEP-2006 21:41:23	Dark	43.000	132	15Rho Pup	2.8030	6900.0	86	23787	No
206	GOM_NL__2PRFIN20060917_214510_000000452051_00186_23787_1792.N1	17-SEP-2006 21:45:10	Dark	45.000	65	Lam Vel	2.2040	4400.0	90	23787	No
207	GOM_NL__2PRFIN20060917_215000_000000382051_00186_23787_1793.N1	17-SEP-2006 21:50:00	Dark	37.500	41	Eps Car	1.8600	4100.0	75	23787	No
208	GOM_NL__2PRFIN20060917_215136_000000552051_00187_23788_1778.N1	17-SEP-2006 21:51:36	Dark	55.000	2	Alp Car	-0.73600	7000.0	110	23788	No
209	GOM_NL__2PRFIN20060917_220034_000000362051_00187_23788_1779.N1	17-SEP-2006 22:00:34	Dark	35.500	135	Bet Hyi	2.8200	5800.0	71	23788	No
210	GOM_NL__2PRFIN20060917_220314_000000512051_00187_23788_1780.N1	17-SEP-2006 22:03:14	Dark	51.000	9	Alp Eri	0.45300	24000.	102	23788	No
211	GOM_NL__2PRFIN20060917_220950_000000412051_00187_23788_1781.N1	17-SEP-2006 22:09:50	Straylight	40.500	31	Alp Gru	1.7340	15200.	81	23788	No
212	GOM_NL__2PRFIN20060917_221404_000000432051_00187_23788_1782.N1	17-SEP-2006 22:14:04	Straylight	42.500	18	24Alp PsA	1.1660	9700.0	85	23788	No
213	GOM_NL__2PRFIN20060917_221834_000000382051_00187_23788_1783.N1	17-SEP-2006 22:18:34	Tw_i_and_stray	38.000	142	49Del Cap	2.8500	8900.0	76	23788	No
214	GOM_NL__2PRFIN20060917_222247_000000362051_00187_23788_1784.N1	17-SEP-2006 22:22:47	Bright	35.500	162	34Alp Aqr	2.9440	5350.0	71	23788	No
215	GOM_NL__2PRFIN20060917_222547_000000372051_00187_23788_1785.N1	17-SEP-2006 22:25:47	Bright	37.000	61	8Eps Peg	2.1000	3900.0	74	23788	No
216	GOM_NL__2PRFIN20060917_223614_000000342051_00187_23788_1786.N1	17-SEP-2006 22:36:14	Bright	34.000	19	50Alp Cyg	1.2460	10500.	68	23788	No
217	GOM_NL__2PRFIN20060917_224031_000000362051_00187_23788_1787.N1	17-SEP-2006 22:40:31	Bright	35.500	89	5Alp Cep	2.4510	8000.0	71	23788	No
218	GOM_NL__2PRFIN20060917_224809_000000352051_00187_23788_1788.N1	17-SEP-2006 22:48:09	Bright	35.000	49	1Alp UMi	1.9900	6300.0	70	23788	No
219	GOM_NL__2PRFIN20060917_225534_000000372051_00187_23788_1789.N1	17-SEP-2006 22:55:34	Bright	36.500	36	50Alp UMa	1.8000	6300.0	73	23788	No

220	GOM_NL__2PRFIN20060917_225701_000000522051_00187_23788_1790.N1	17-SEP-2006 22:57:01	Bright	51.500	82	48Bet UMa	2.3650	10600.	103	23788	No
221	GOM_NL__2PRFIN20060917_232159_000000432051_00187_23788_1791.N1	17-SEP-2006 23:21:59	Dark	43.000	132	15Rho Pup	2.8030	6900.0	86	23788	No
222	GOM_NL__2PRFIN20060917_232546_000000472051_00187_23788_1792.N1	17-SEP-2006 23:25:46	Dark	46.500	65	Lam Vel	2.2040	4400.0	93	23788	No
223	GOM_NL__2PRFIN20060917_233036_000000482051_00187_23788_1793.N1	17-SEP-2006 23:30:36	Dark	48.000	41	Eps Car	1.8600	4100.0	96	23788	No
224	GOM_NL__2PRFIN20060917_233213_000000552051_00188_23789_1778.N1	17-SEP-2006 23:32:13	Dark	55.000	2	Alp Car	-0.73600	7000.0	110	23789	No
225	GOM_NL__2PRFIN20060917_234110_000000362051_00188_23789_1779.N1	17-SEP-2006 23:41:10	Dark	35.500	135	Bet Hyi	2.8200	5800.0	71	23789	No
226	GOM_NL__2PRFIN20060917_234351_000000432051_00188_23789_1780.N1	17-SEP-2006 23:43:51	Dark	43.000	9	Alp Eri	0.45300	24000.	86	23789	No
227	GOM_NL__2PRFIN20060917_235026_000000402051_00188_23789_1781.N1	17-SEP-2006 23:50:26	Straylight	40.000	31	Alp Gru	1.7340	15200.	80	23789	No
228	GOM_NL__2PRFIN20060917_235440_000000422051_00188_23789_1782.N1	17-SEP-2006 23:54:40	Straylight	42.000	18	24Alp PsA	1.1660	9700.0	84	23789	No
229	GOM_NL__2PRFIN20060917_235910_000000382051_00188_23789_1783.N1	17-SEP-2006 23:59:10	Tw_i_and_stray	38.000	142	49Del Cap	2.8500	8900.0	76	23789	No

### 3. Quality information per product


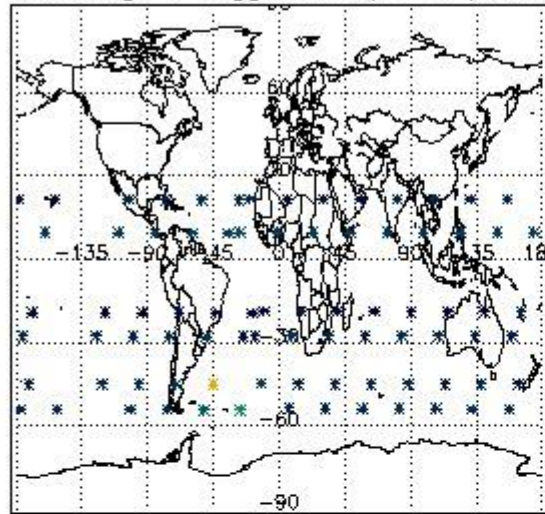
In this section it is plotted some information contained in the Quality Summary data set of the level 2 products. Only products in dark limb conditions and without errors (error flag in the MPH set to "0") are used.

#### 3.1 Plot quality information per product (time dependant)

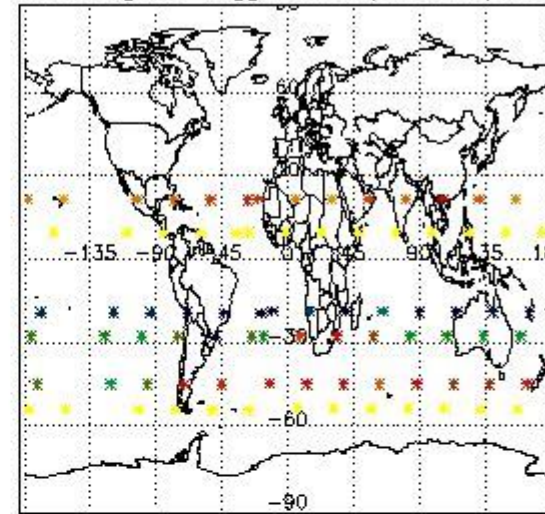


#### 3.2 Plot quality information per product (world map)


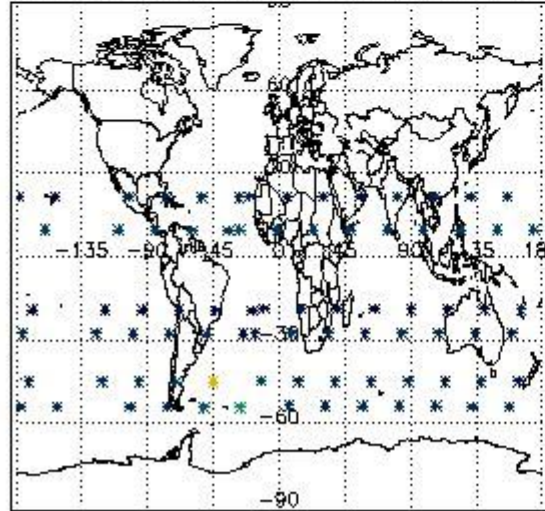
Percentage of flagged data per O3 profile



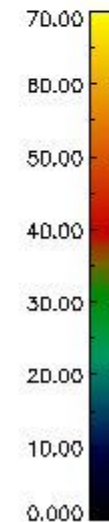
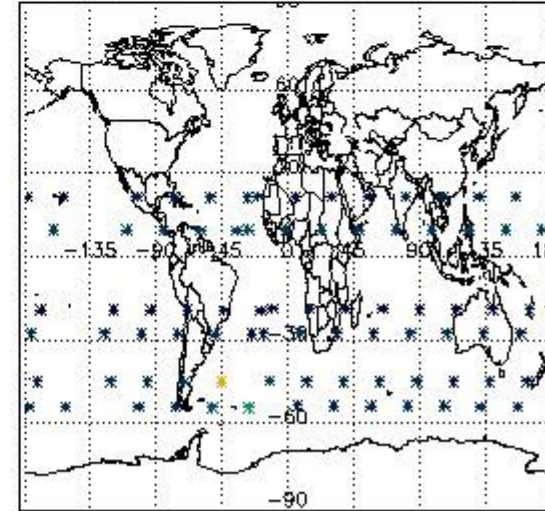
Percentage of flagged data per H2O profile



Percentage of flagged data per NO2 profile



Percentage of flagged data per NO3 profile



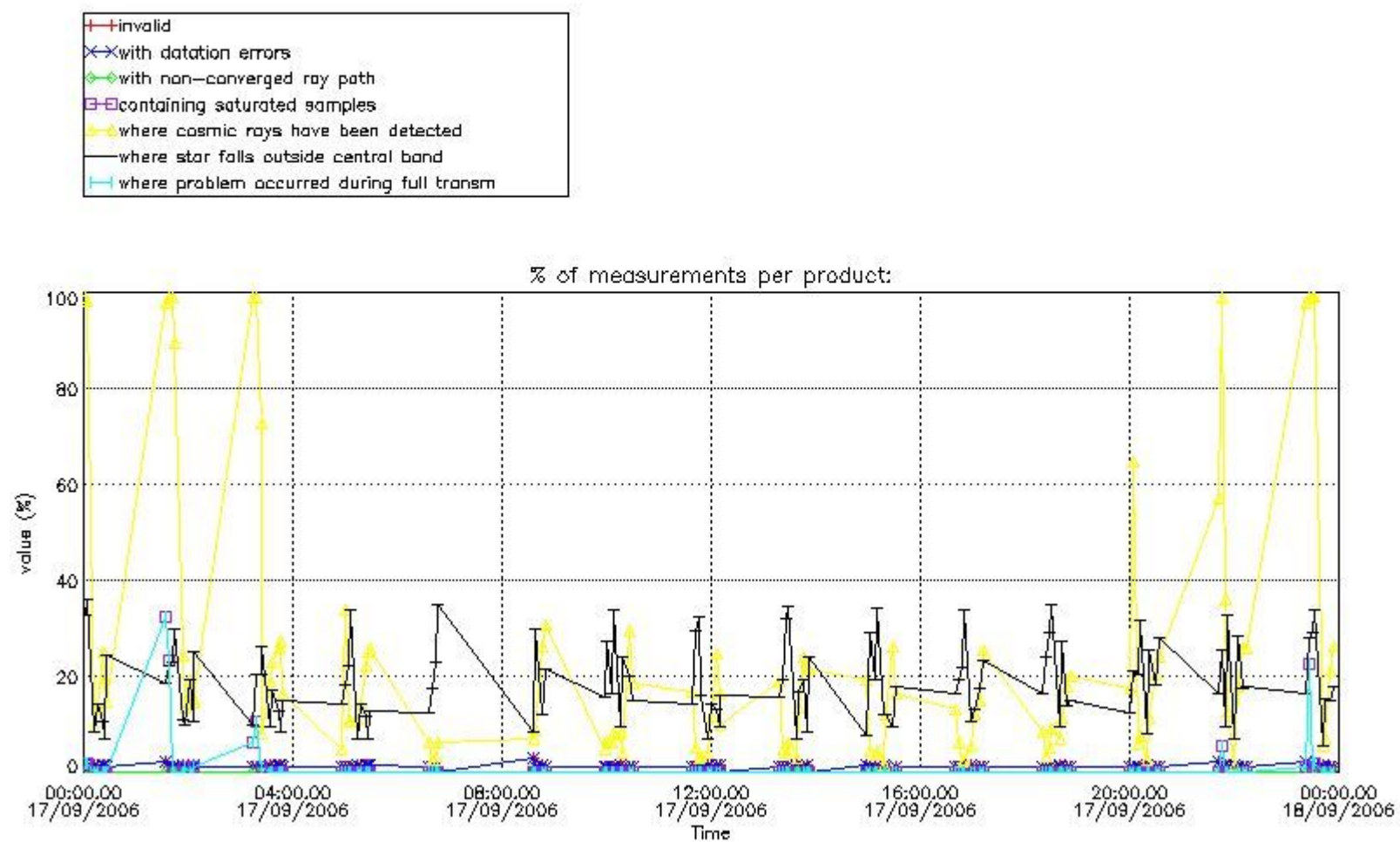
#### 4. Level 1 quality information per product

In this section it is plotted some information contained in the Quality Summary data set of the level 2 products that comes from the level 1b processing. Products without errors (error flag in the MPH set to "0") are used.

##### 4.1 Plot quality information per product (time dependant) coming from level 1b processing

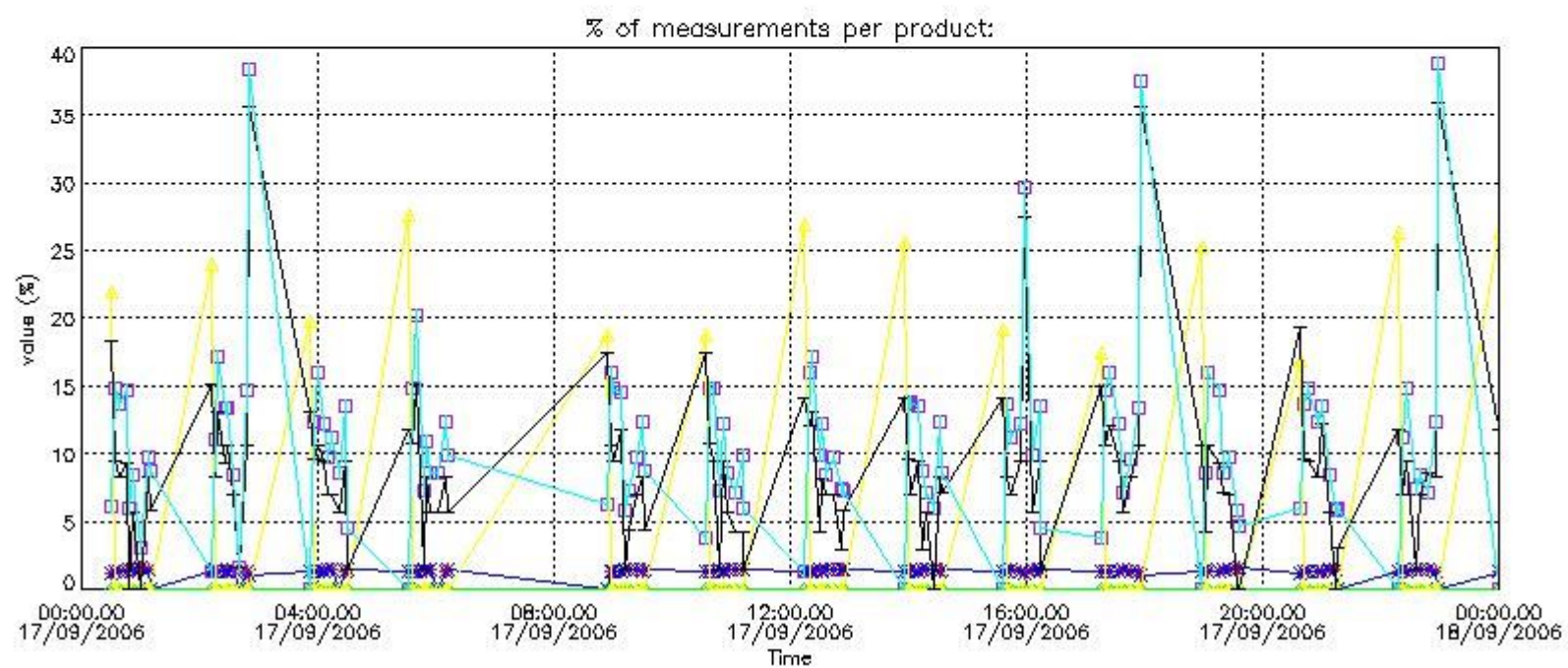
##### 4.1.1 Plot level 1 quality information per product (time dependant): ENVISAT ASCENDING passes





4.1.2 Plot level 1 quality information per product (time dependant): ENVI SAT DESCENDING passes

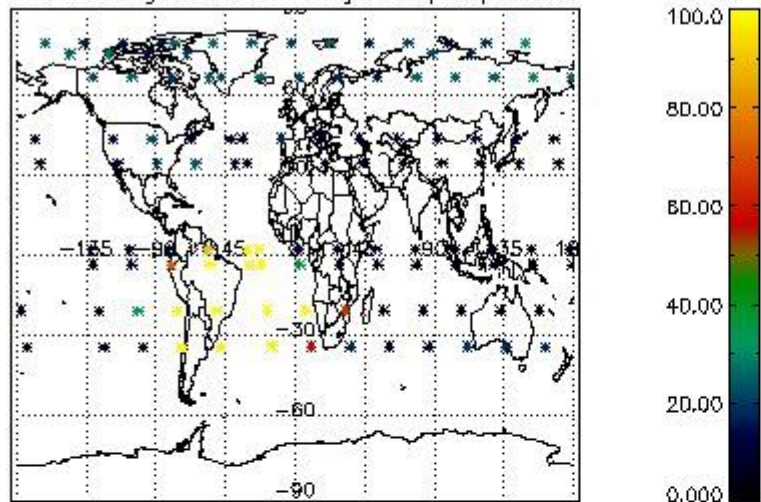




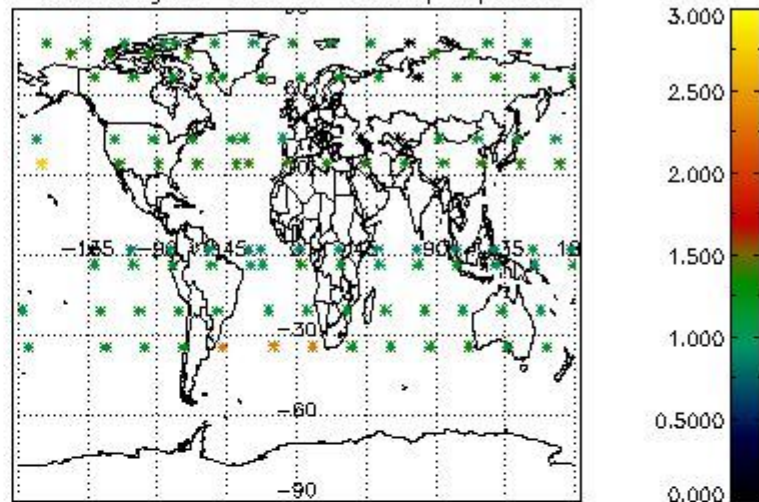
*4.2 Plot quality information per product coming from level 1b processing (world map)*

*4.2.1 Plot level 1 quality information per product (world map): ENVISAT ASCENDING passes*

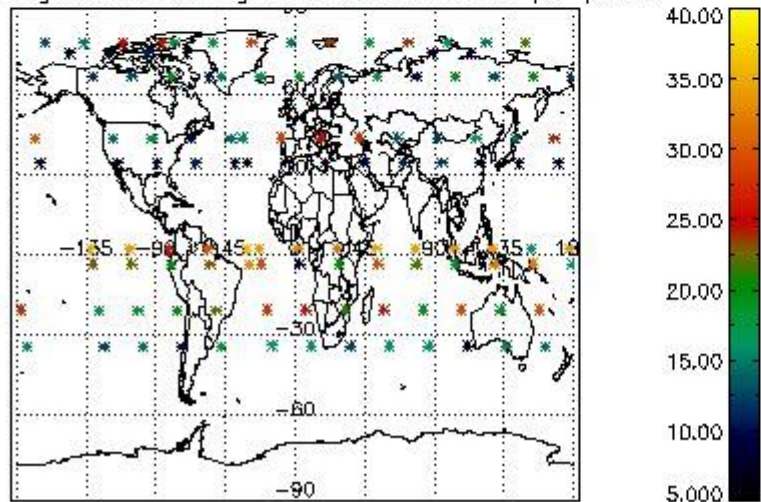
Percentage of cosmic ray hits per profile



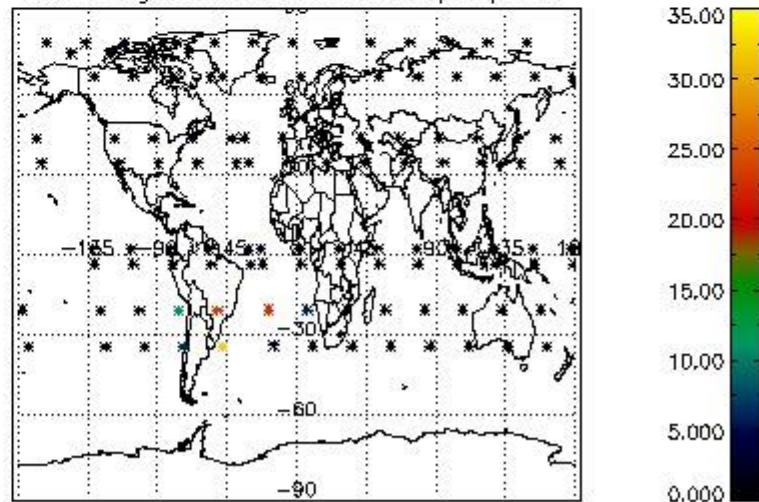
Percentage of datation errors per profile



Percentage of star falling outside central band per profile



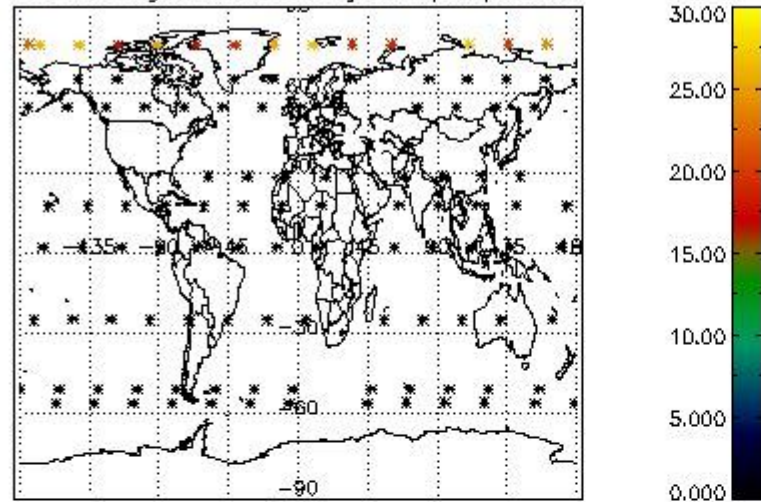
Percentage of saturation errors per profile



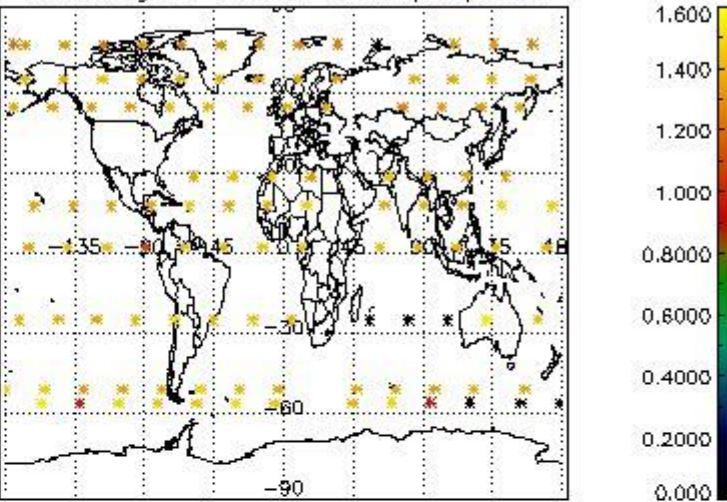
4.2.2 Plot level 1 quality information per product (world map): ENVISAT DESCENDING passes



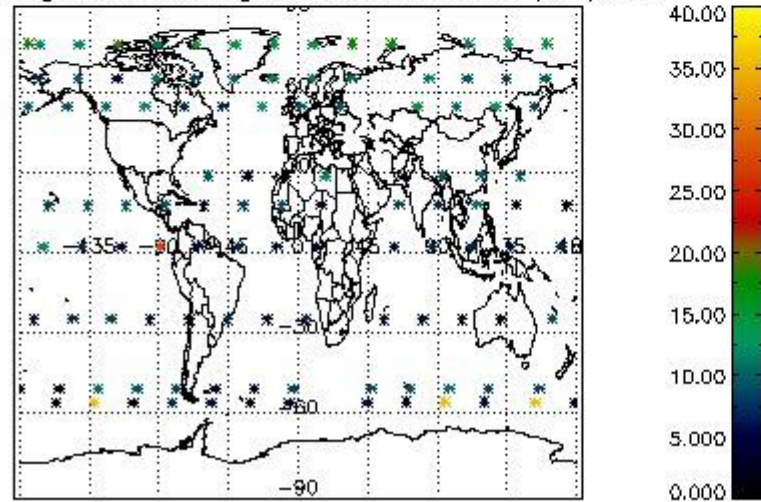
Percentage of cosmic ray hits per profile



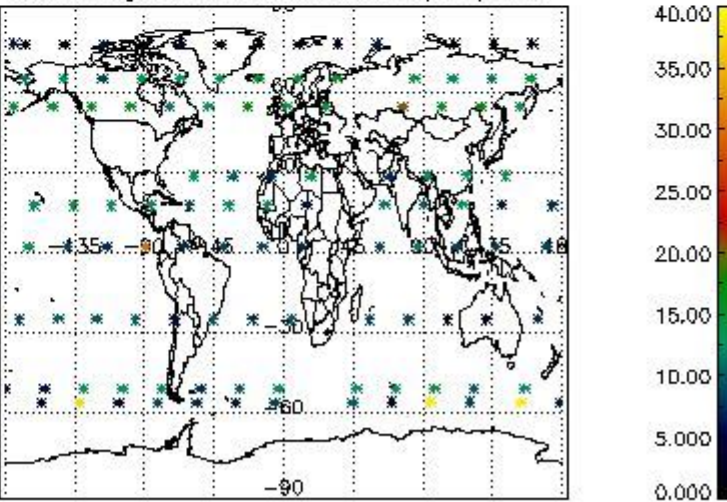
Percentage of datation errors per profile



Percentage of star falling outside central band per profile



Percentage of saturation errors per profile



## 5. Trace gas profiles

### 5.1 Ozone statistics based on quality of products

The final quality of the products can be "measured" using the STD (Standard Deviation) attached to every point profile. This information is written to the parameter GOM\_NL\_\_2P/NL\_LOCAL\_SPECIES\_DENSITY/o3\_std of the level 2 products. The table below shows the statistics for given STD ranges.

The statistics are given with respect to the overall valid production:

- Products without fatal errors: GOM\_NL\_\_2P/MPH/PRODUCT\_ERR=0
- Valid point profile: GOM\_NL\_\_2P/NL\_LOCAL\_SPECIES\_DENSITY/pcd(0)=0

The 'Criteria' is applied to valid points of dark limb products:

- Products in dark limb illumination condition: GOM\_NL\_\_2P/NL\_SUMMARY\_QUALITY/obs\_ill\_cond=0
- Products without fatal errors: GOM\_NL\_\_2P/MPH/PRODUCT\_ERR=0
- Valid point profile: GOM\_NL\_\_2P/NL\_LOCAL\_SPECIES\_DENSITY/pcd(0)=0

So, the table below shows the percentage of dark limb and valid observations for each criteria with respect to the overall valid daily observations.

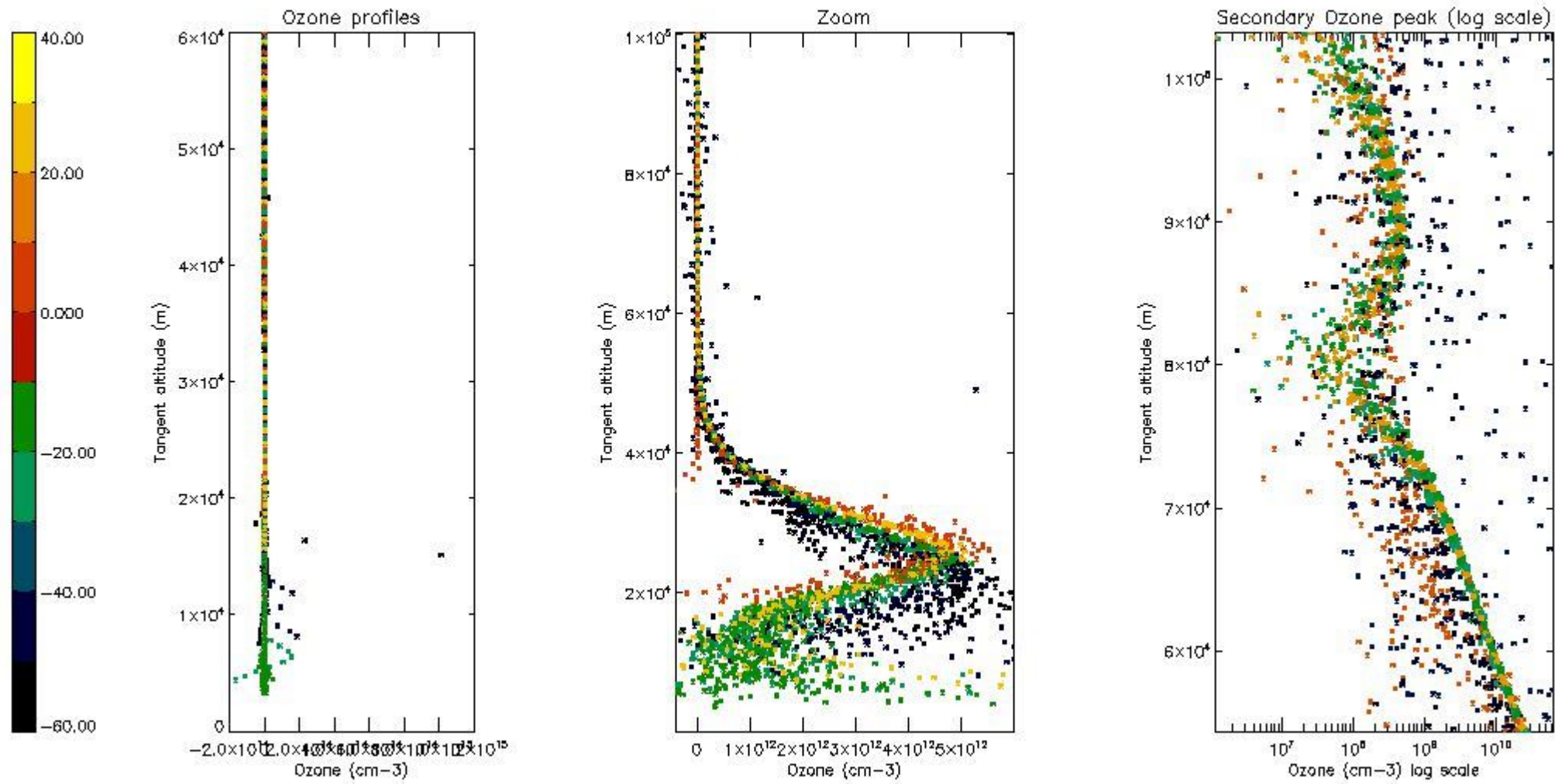
Criteria	% of total production
All STD	41
STD < 20	21



STD < 10	15
STD < 5	9

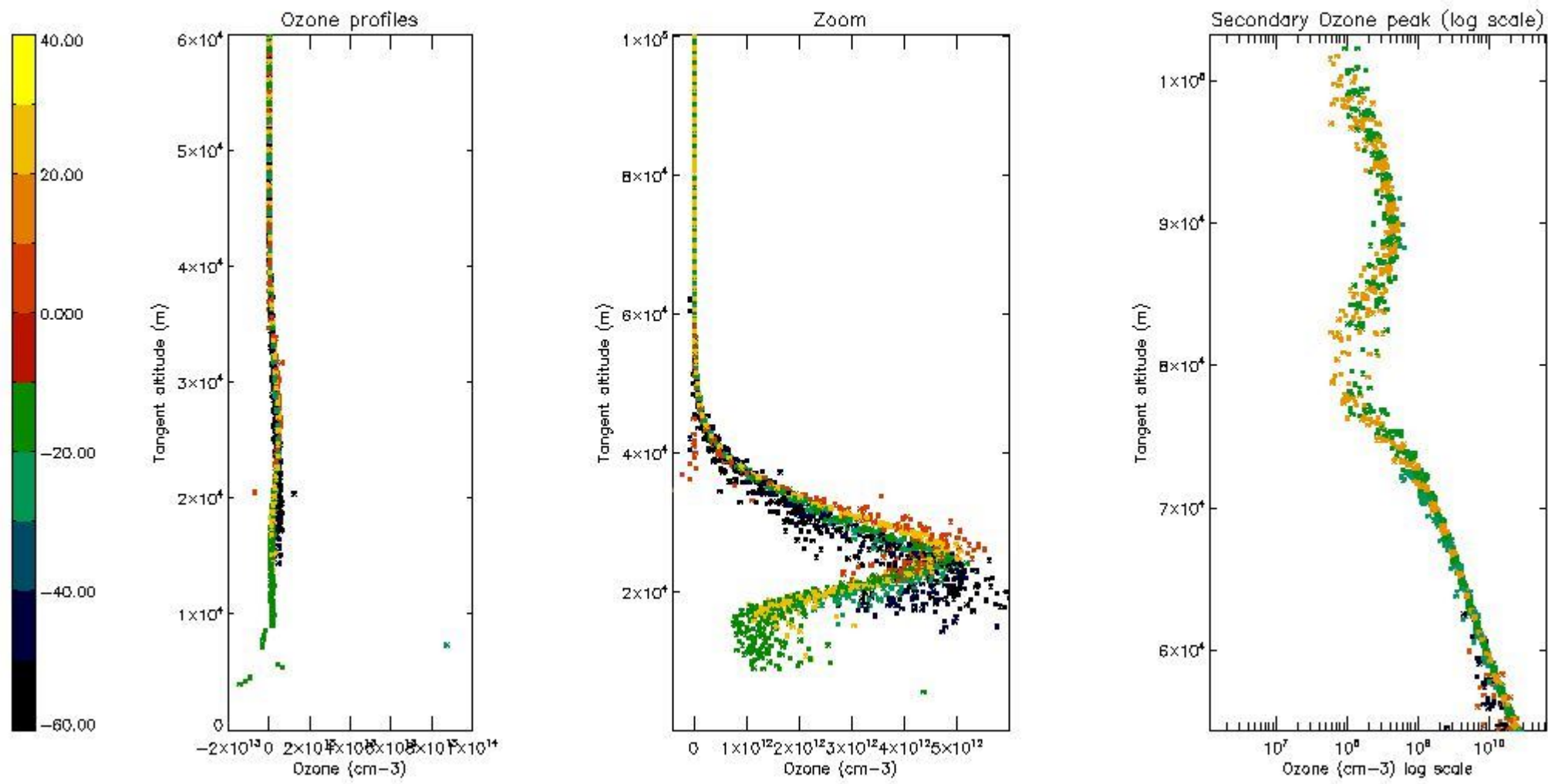
5.2 Plot ozone profiles for all STD (dark without errors)

The colorbar represents the latitude.



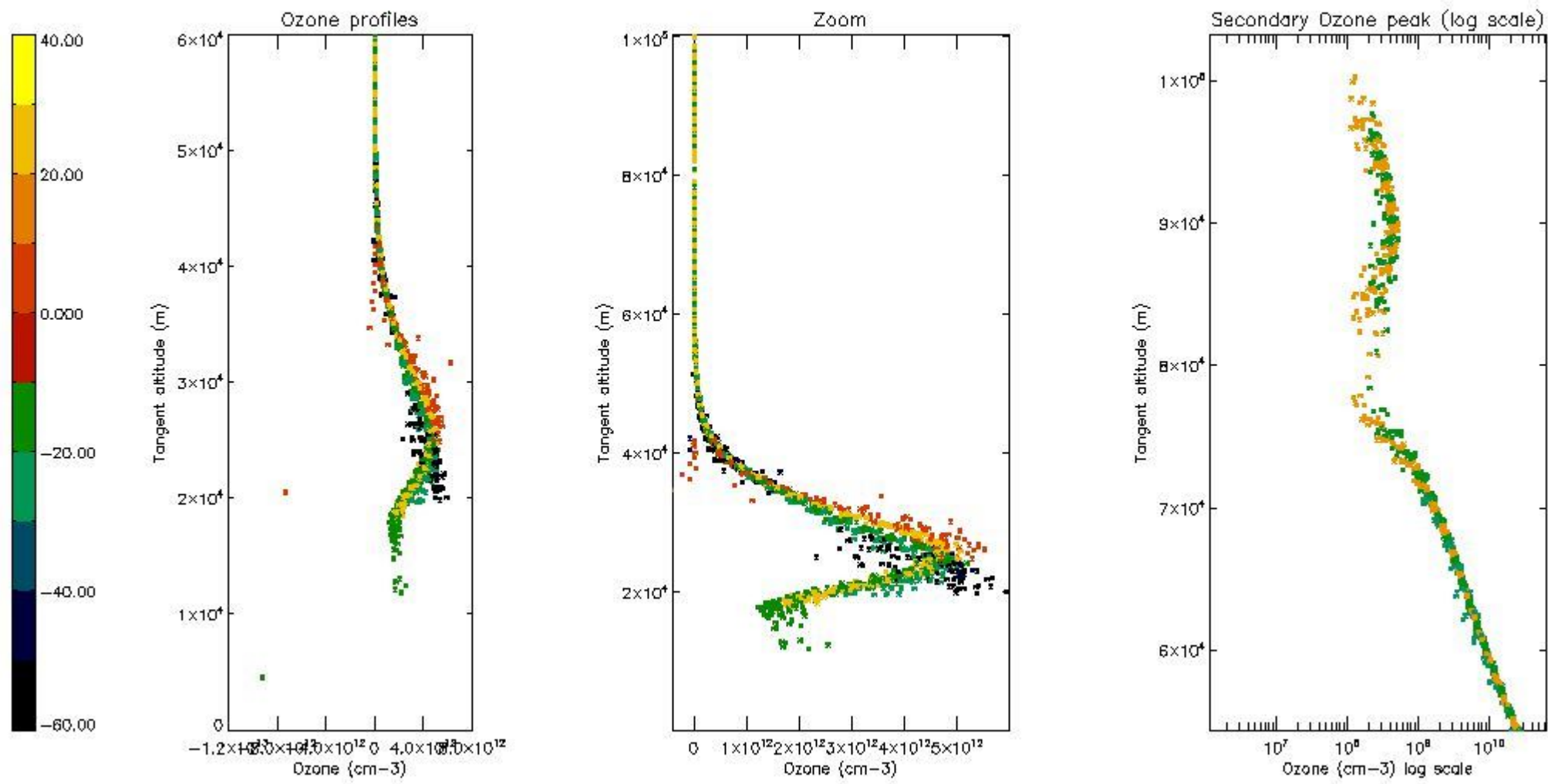
5.3 Plot ozone profiles where STD < 20% (dark without errors)

The colorbar represents the latitude.



5.4 Plot ozone profiles where  $STD < 10\%$  (dark without errors)

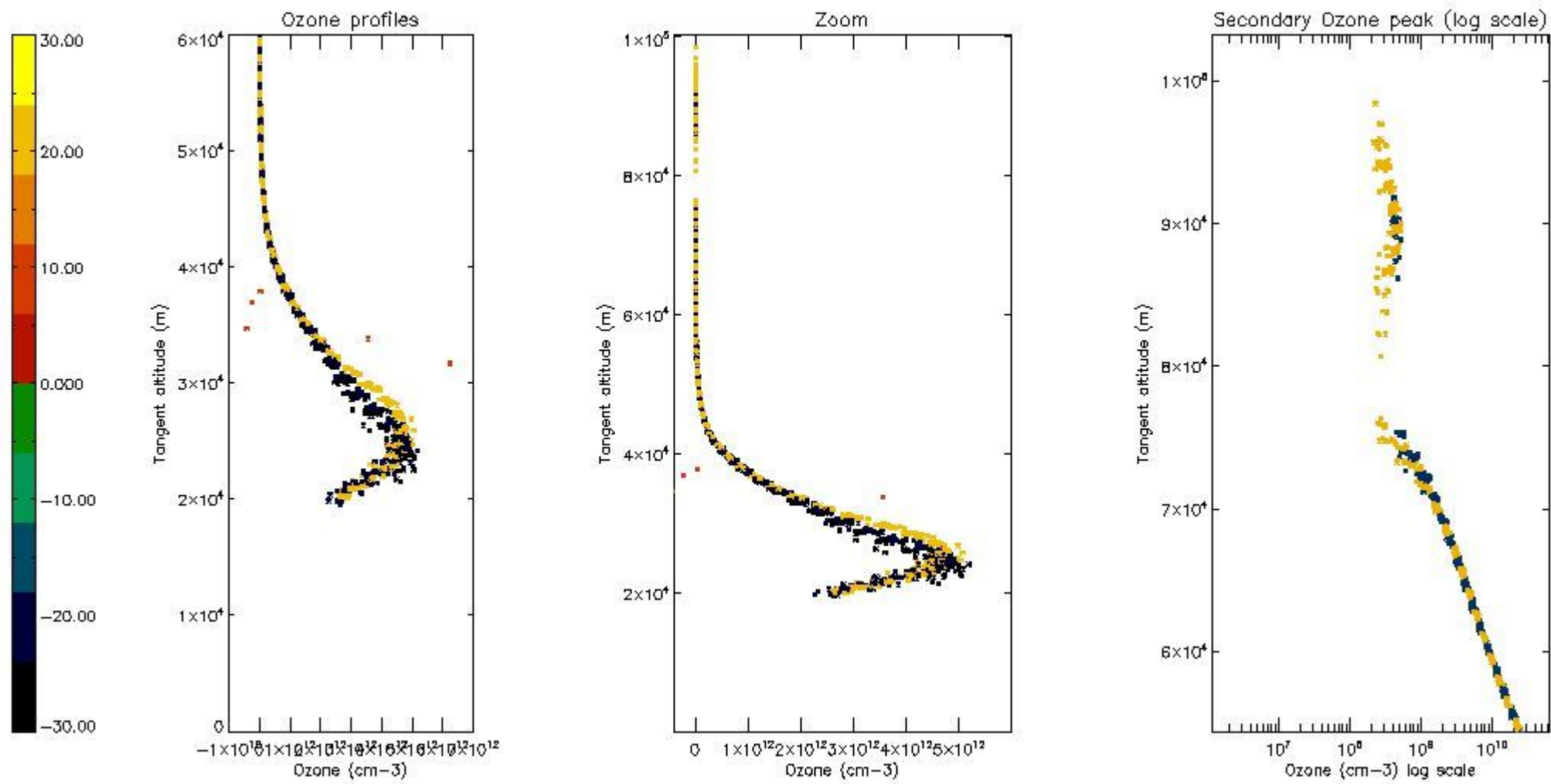
The colorbar represents the latitude.



*5.5 Plot ozone profiles where STD < 5% (dark without errors)*

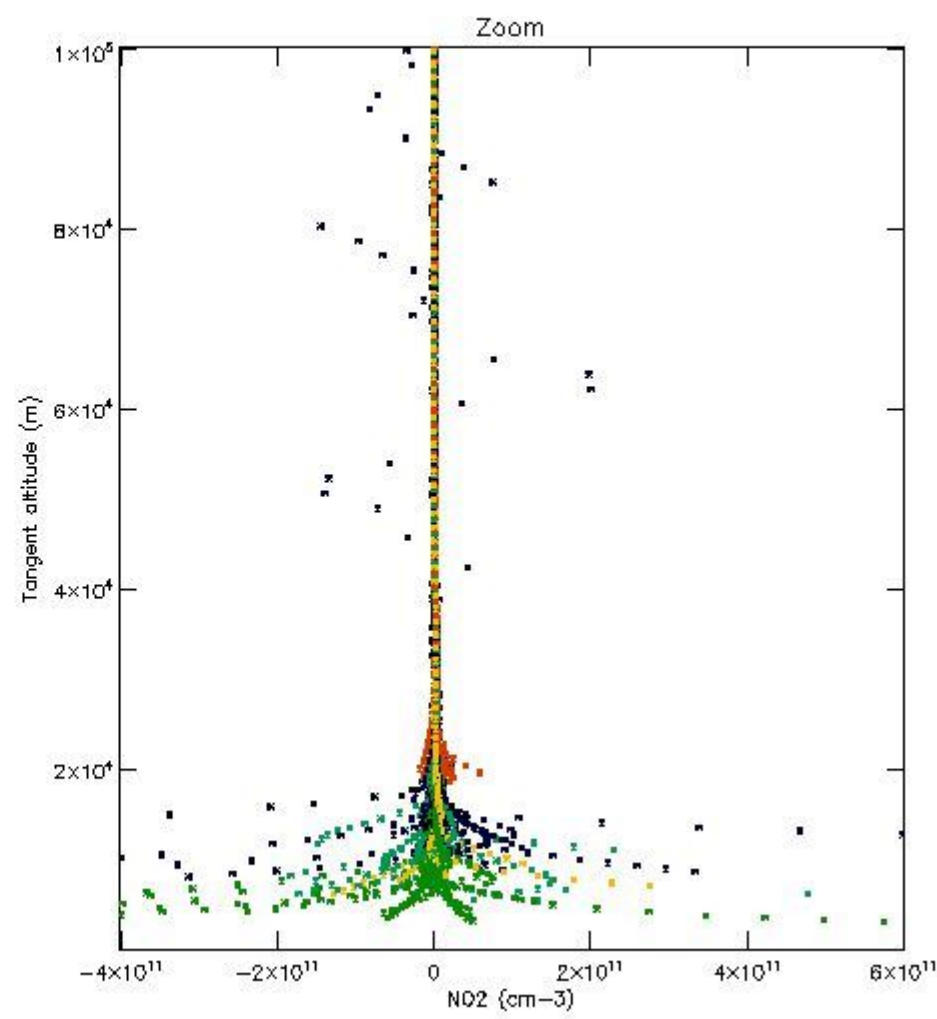
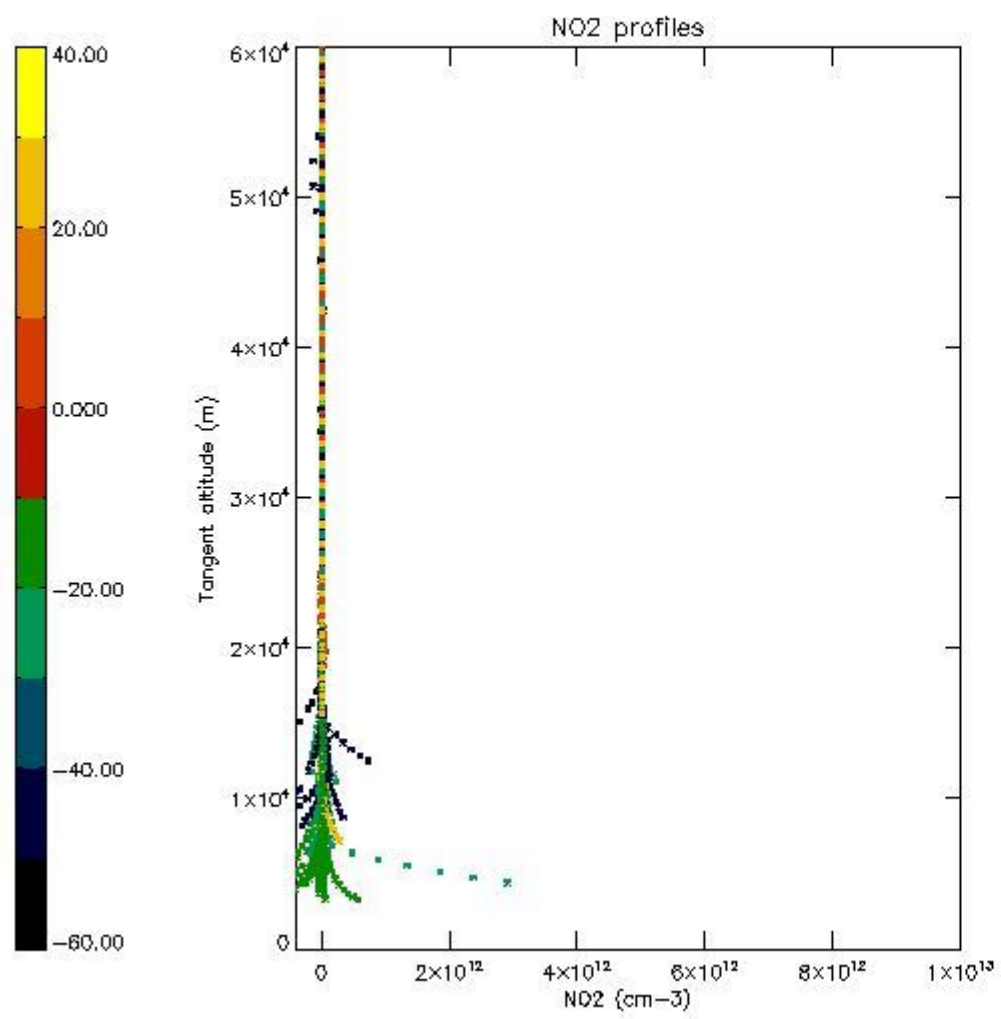
The colorbar represents the latitude.





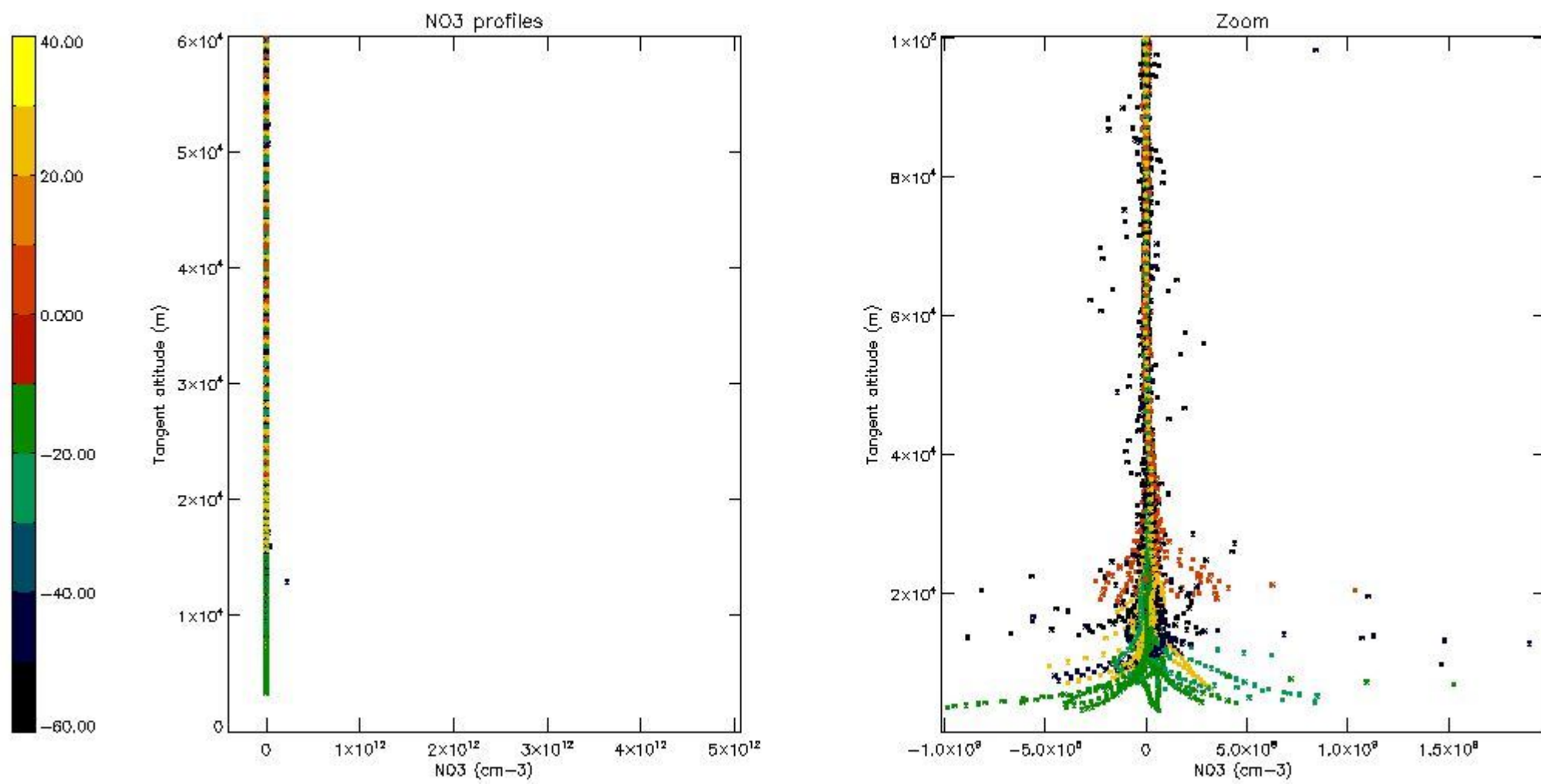
*5.6 Plot NO<sub>2</sub> profiles for all STD (dark without errors)*

The colorbar represents the latitude.



*5.7 Plot NO3 profiles for all STD (dark without errors)*

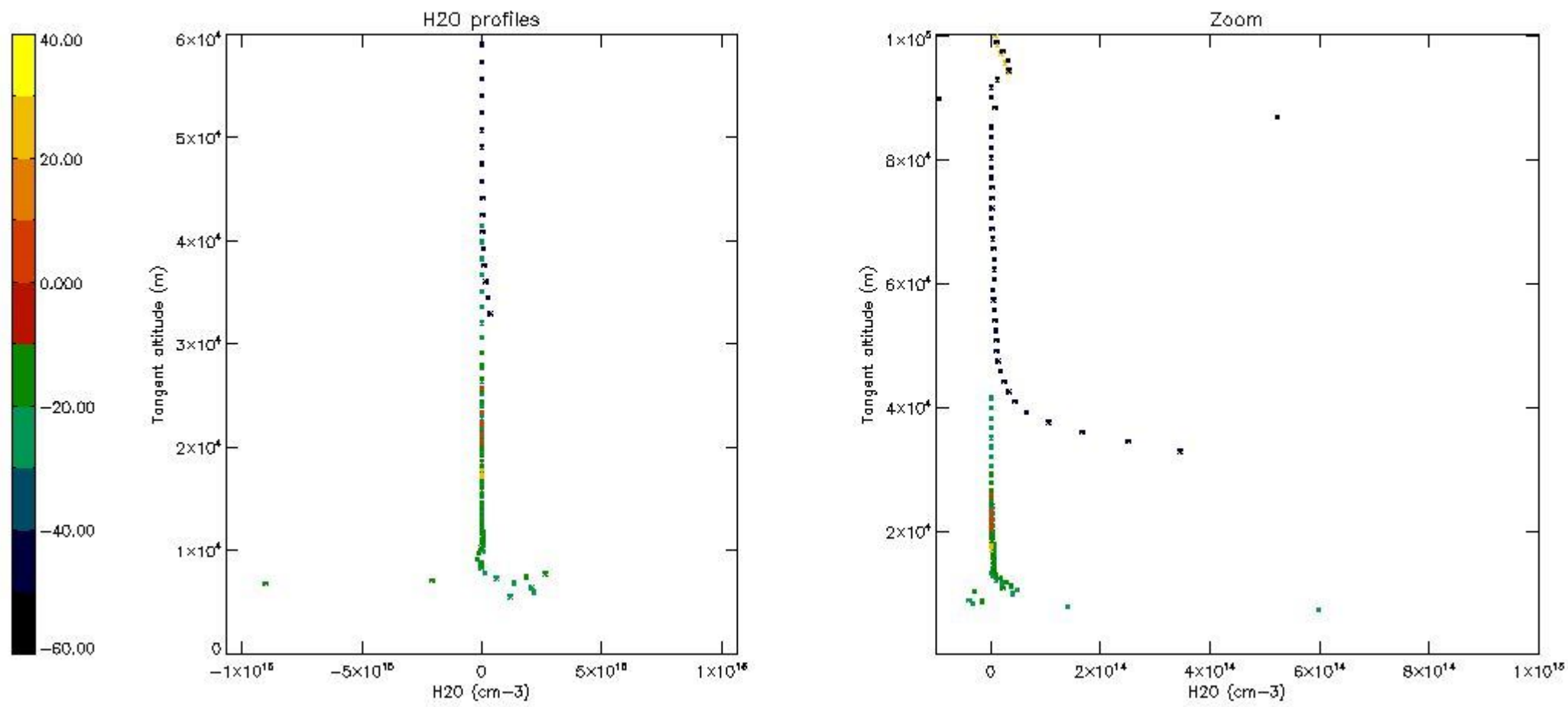
The colorbar represents the latitude.



5.8 Plot H2O profiles for all STD (only for occultations of stars 1,2,3,4,13,14,16,26,63 dark without errors)

The colorbar represents the latitude.





## 6. Auxiliary Data Files used for the production reported in section 2

The number reported in the third column indicates since which file (see list in section 2) the corresponding auxiliary file has been used. The fourth column is the date of those product files.

Type	Auxiliary Filename	Used since product	Used since product date
INST_PHYS_CHARACTERISTICS	GOM_INS_AXVIEC20091111_143220_20030716_120000_20500101_000000	1	17-SEP-2006 00:02:09
LEVEL-2_PROC_CONFIG	GOM_PR2_AXVIEC20091111_152718_20020301_000000_20500101_000000	1	17-SEP-2006 00:02:09
CROSS_SECTIONS_FILE	GOM_CR2_AXVIEC20091111_154832_20020301_000000_20500101_000000	1	17-SEP-2006 00:02:09

# GOMOS Level 2 Daily Report

## SUMMARY

### [1. General Info](#)

### [2. Summary of processed GOM\\_NL\\_2P products](#)

### [3. Level 2 Quality information per product](#)

#### [3.1 Plot of level 2 quality information per product \(time dependant\)](#)

#### [3.2 Plot of level 2 quality information per product \(world map\)](#)

### [4. Level 1 Quality information per product \(stored on level 2 products\)](#)

#### [4.1 Plot of level 1 quality information per product \(time dependant\)](#)

##### [4.1.1 Plot of level 1 quality information per product \(time dependant\): ASCENDING](#)

##### [4.1.2 Plot of level 1 quality information per product \(time dependant\): DESCENDING](#)

#### [4.2 Plot of level 1 quality information per product \(world map\)](#)

##### [4.2.1 Plot of level 1 quality information per product \(world map\): ASCENDING](#)

##### [4.2.2 Plot of level 1 quality information per product \(world map\): DESCENDING](#)

### [5. Ozone profiles based on quality statistics and other trace gas profiles](#)

#### [5.1 Ozone statistics based on quality of products](#)

#### [5.2 Plot ozone profiles for all STD \(dark without errors\)](#)

#### [5.3 Plot ozone profiles where STD < 20% \(dark without errors\)](#)

#### [5.4. Plot ozone profiles where STD < 10% \(dark without errors\)](#)

#### [5.5. Plot ozone profiles where STD < 5% \(dark without errors\)](#)

#### [5.6 Plot NO2 profiles for all STD \(dark without errors\)](#)

#### [5.7 Plot NO3 profiles for all STD \(dark without errors\)](#)

#### [5.8 Plot H2O profiles \(only for occultations of stars 1,2,3,4,13,14,16,26,63 dark without errors\) for all STD](#)

### [6. Auxiliary Data Files used for the production reported in section 2](#)

This report presents the daily analysis on parameters extracted from GOMOS level 2 data (GOM\_NL\_\_2P). It is intended to monitor some important parameters that will impact the quality of these products. A list of level 2 products (and content) that have arrived during the reporting day to the PCF is also given.

Item	Value
Time of report generation	24APR2013 04:13:09
Data source version	GOMOS/6.01
Start time of products	17-09-2006 (17SEP2006 00:00:00)
Stop time of products	18-09-2006 (18SEP2006 00:00:00)
Store outputs in DB	Yes
Nb of level 2 prods	229
Nb of prods with errors	0

## 2. Summary of processed GOM\_NL\_\_2P products.

Nr	Filename	UTC Start time	Limb	Duration	Star Id	Star Name	Star Mag	Star Temp	Nb Meas	Orbit	Prod. error
1	GOM_NL__2PRFIN20060917_000209_000000512051_00173_23774_1851.N1	17-SEP-2006 00:02:09	Dark	50.500	41	Eps Car	1.8600	4100.0	101	23774	No
2	GOM_NL__2PRFIN20060917_000341_000000572051_00174_23775_1835.N1	17-SEP-2006 00:03:41	Dark	57.000	2	Alp Car	-0.73600	7000.0	114	23775	No
3	GOM_NL__2PRFIN20060917_001244_000000372051_00174_23775_1836.N1	17-SEP-2006 00:12:44	Dark	36.500	135	Bet Hyi	2.8200	5800.0	73	23775	No
4	GOM_NL__2PRFIN20060917_001520_000000432051_00174_23775_1837.N1	17-SEP-2006 00:15:20	Dark	42.500	9	Alp Eri	0.45300	24000.	85	23775	No
5	GOM_NL__2PRFIN20060917_002201_000000382051_00174_23775_1838.N1	17-SEP-2006 00:22:01	Straylight	38.000	31	Alp Gru	1.7340	15200.	76	23775	No
6	GOM_NL__2PRFIN20060917_002448_000000362051_00174_23775_1839.N1	17-SEP-2006 00:24:48	Straylight	36.000	172	Gam Gru	3.0030	13100.	72	23775	No
7	GOM_NL__2PRFIN20060917_002614_000000452051_00174_23775_1840.N1	17-SEP-2006 00:26:14	Straylight	45.000	18	24Alp PsA	1.1660	9700.0	90	23775	No
8	GOM_NL__2PRFIN20060917_003045_000000412051_00174_23775_1841.N1	17-SEP-2006 00:30:45	Twilight_and_stray	41.000	142	49Del Cap	2.8500	8900.0	82	23775	No
9	GOM_NL__2PRFIN20060917_003458_000000372051_00174_23775_1842.N1	17-SEP-2006 00:34:58	Bright	37.000	162	34Alp Aqr	2.9440	5350.0	74	23775	No
10	GOM_NL__2PRFIN20060917_003758_000000372051_00174_23775_1843.N1	17-SEP-2006 00:37:58	Bright	36.500	61	8Eps Peg	2.1000	3900.0	73	23775	No
11	GOM_NL__2PRFIN20060917_004518_000000382051_00174_23775_1844.N1	17-SEP-2006 00:45:18	Bright	37.500	92	53Eps Cyg	2.5000	4500.0	75	23775	No
12	GOM_NL__2PRFIN20060917_004823_000000342051_00174_23775_1845.N1	17-SEP-2006 00:48:23	Bright	33.500	19	50Alp Cyg	1.2460	10500.	67	23775	No
13	GOM_NL__2PRFIN20060917_005243_000000362051_00174_23775_1846.N1	17-SEP-2006 00:52:43	Bright	35.500	89	5Alp Cep	2.4510	8000.0	71	23775	No
14	GOM_NL__2PRFIN20060917_010022_000000332051_00174_23775_1847.N1	17-SEP-2006 01:00:22	Bright	32.500	49	1Alp UMi	1.9900	6300.0	65	23775	No
15	GOM_NL__2PRFIN20060917_010744_000000362051_00174_23775_1848.N1	17-SEP-2006 01:07:44	Bright	36.000	36	50Alp UMa	1.8000	6300.0	72	23775	No
16	GOM_NL__2PRFIN20060917_010911_000000352051_00174_23775_1849.N1	17-SEP-2006 01:09:11	Bright	34.500	82	48Bet UMa	2.3650	10600.	69	23775	No
17	GOM_NL__2PRFIN20060917_013406_000000442051_00174_23775_1850.N1	17-SEP-2006 01:34:06	Dark	43.500	132	15Rho Pup	2.8030	6900.0	87	23775	No
18	GOM_NL__2PRFIN20060917_013756_000000432051_00174_23775_1851.N1	17-SEP-2006 01:37:56	Dark	43.000	65	Lam Vel	2.2040	4400.0	86	23775	No
19	GOM_NL__2PRFIN20060917_014245_000000442051_00174_23775_1852.N1	17-SEP-2006 01:42:45	Dark	43.500	41	Eps Car	1.8600	4100.0	87	23775	No
20	GOM_NL__2PRFIN20060917_014417_000000522051_00175_23776_1758.N1	17-SEP-2006 01:44:17	Dark	52.000	2	Alp Car	-0.73600	7000.0	104	23776	No
21	GOM_NL__2PRFIN20060917_015320_000000372051_00175_23776_1759.N1	17-SEP-2006 01:53:20	Dark	37.000	135	Bet Hyi	2.8200	5800.0	74	23776	No
22	GOM_NL__2PRFIN20060917_015557_000000412051_00175_23776_1760.N1	17-SEP-2006 01:55:57	Dark	40.500	9	Alp Eri	0.45300	24000.	81	23776	No
23	GOM_NL__2PRFIN20060917_020237_000000422051_00175_23776_1761.N1	17-SEP-2006 02:02:37	Straylight	41.500	31	Alp Gru	1.7340	15200.	83	23776	No
24	GOM_NL__2PRFIN20060917_020524_000000382051_00175_23776_1762.N1	17-SEP-2006 02:05:24	Straylight	37.500	172	Gam Gru	3.0030	13100.	75	23776	No
25	GOM_NL__2PRFIN20060917_020650_000000462051_00175_23776_1763.N1	17-SEP-2006 02:06:50	Straylight	46.000	18	24Alp PsA	1.1660	9700.0	92	23776	No
26	GOM_NL__2PRFIN20060917_021121_000000402051_00175_23776_1764.N1	17-SEP-2006 02:11:21	Twilight_and_stray	39.500	142	49Del Cap	2.8500	8900.0	79	23776	No
27	GOM_NL__2PRFIN20060917_021533_000000362051_00175_23776_1765.N1	17-SEP-2006 02:15:33	Bright	36.000	162	34Alp Aqr	2.9440	5350.0	72	23776	No
28	GOM_NL__2PRFIN20060917_021834_000000382051_00175_23776_1766.N1	17-SEP-2006 02:18:34	Bright	38.000	61	8Eps Peg	2.1000	3900.0	76	23776	No
29	GOM_NL__2PRFIN20060917_022555_000000382051_00175_23776_1767.N1	17-SEP-2006 02:25:55	Bright	37.500	92	53Eps Cyg	2.5000	4500.0	75	23776	No
30	GOM_NL__2PRFIN20060917_022859_000000382051_00175_23776_1768.N1	17-SEP-2006 02:28:59	Bright	37.500	19	50Alp Cyg	1.2460	10500.	75	23776	No
31	GOM_NL__2PRFIN20060917_023319_000000362051_00175_23776_1769.N1	17-SEP-2006 02:33:19	Bright	35.500	89	5Alp Cep	2.4510	8000.0	71	23776	No
32	GOM_NL__2PRFIN20060917_024058_000000322051_00175_23776_1770.N1	17-SEP-2006 02:40:58	Bright	32.000	49	1Alp UMi	1.9900	6300.0	64	23776	No
33	GOM_NL__2PRFIN20060917_024821_000000382051_00175_23776_1771.N1	17-SEP-2006 02:48:21	Bright	37.500	36	50Alp UMa	1.8000	6300.0	75	23776	No
34	GOM_NL__2PRFIN20060917_024947_000000522051_00175_23776_1772.N1	17-SEP-2006 02:49:47	Bright	52.000	82	48Bet UMa	2.3650	10600.	104	23776	No
35	GOM_NL__2PRFIN20060917_031442_000000412051_00175_23776_1773.N1	17-SEP-2006 03:14:42	Dark	40.500	132	15Rho Pup	2.8030	6900.0	81	23776	No
36	GOM_NL__2PRFIN20060917_031832_000000422051_00175_23776_1774.N1	17-SEP-2006 03:18:32	Dark	42.000	65	Lam Vel	2.2040	4400.0	84	23776	No
37	GOM_NL__2PRFIN20060917_032322_000000422051_00175_23776_1775.N1	17-SEP-2006 03:23:22	Dark	42.000	41	Eps Car	1.8600	4100.0	84	23776	No
38	GOM_NL__2PRFIN20060917_032454_000000502051_00176_23777_1758.N1	17-SEP-2006 03:24:54	Dark	50.000	2	Alp Car	-0.73600	7000.0	100	23777	No
39	GOM_NL__2PRFIN20060917_033357_000000372051_00176_23777_1759.N1	17-SEP-2006 03:33:57	Dark	37.000	135	Bet Hyi	2.8200	5800.0	74	23777	No
40	GOM_NL__2PRFIN20060917_033633_000000442051_00176_23777_1760.N1	17-SEP-2006 03:36:33	Dark	44.000	9	Alp Eri	0.45300	24000.	88	23777	No
41	GOM_NL__2PRFIN20060917_034313_000000392051_00176_23777_1761.N1	17-SEP-2006 03:43:13	Straylight	39.000	31	Alp Gru	1.7340	15200.	78	23777	No
42	GOM_NL__2PRFIN20060917_034600_000000372051_00176_23777_1762.N1	17-SEP-2006 03:46:00	Straylight	36.500	172	Gam Gru	3.0030	13100.	73	23777	No



43	GOM_NL__2PRFIN20060917_034726_000000402051_00176_23777_1763.N1	17-SEP-2006 03:47:26	Straylight	40.000	18	24Alp PsA	1.1660	9700.0	80	23777	No
44	GOM_NL__2PRFIN20060917_035157_000000382051_00176_23777_1764.N1	17-SEP-2006 03:51:57	Twl_and_stray	38.000	142	49Del Cap	2.8500	8900.0	76	23777	No
45	GOM_NL__2PRFIN20060917_035610_000000372051_00176_23777_1765.N1	17-SEP-2006 03:56:10	Bright	36.500	162	34Alp Aqr	2.9440	5350.0	73	23777	No
46	GOM_NL__2PRFIN20060917_035910_000000382051_00176_23777_1766.N1	17-SEP-2006 03:59:10	Bright	37.500	61	8Eps Peg	2.1000	3900.0	75	23777	No
47	GOM_NL__2PRFIN20060917_040631_000000372051_00176_23777_1767.N1	17-SEP-2006 04:06:31	Bright	37.000	92	53Eps Cyg	2.5000	4500.0	74	23777	No
48	GOM_NL__2PRFIN20060917_040936_000000362051_00176_23777_1768.N1	17-SEP-2006 04:09:36	Bright	36.000	19	50Alp Cyg	1.2460	10500.	72	23777	No
49	GOM_NL__2PRFIN20060917_041355_000000362051_00176_23777_1769.N1	17-SEP-2006 04:13:55	Bright	35.500	89	5Alp Cep	2.4510	8000.0	71	23777	No
50	GOM_NL__2PRFIN20060917_042134_000000352051_00176_23777_1770.N1	17-SEP-2006 04:21:34	Bright	35.000	49	1Alp UMi	1.9900	6300.0	70	23777	No
51	GOM_NL__2PRFIN20060917_042857_000000372051_00176_23777_1771.N1	17-SEP-2006 04:28:57	Bright	37.000	36	50Alp UMa	1.8000	6300.0	74	23777	No
52	GOM_NL__2PRFIN20060917_043024_000000342051_00176_23777_1772.N1	17-SEP-2006 04:30:24	Bright	33.500	82	48Bet UMa	2.3650	10600.	67	23777	No
53	GOM_NL__2PRFIN20060917_045518_000000422051_00176_23777_1773.N1	17-SEP-2006 04:55:18	Dark	42.000	132	15Rho Pup	2.8030	6900.0	84	23777	No
54	GOM_NL__2PRFIN20060917_045908_000000422051_00176_23777_1774.N1	17-SEP-2006 04:59:08	Dark	41.500	65	Lam Vel	2.2040	4400.0	83	23777	No
55	GOM_NL__2PRFIN20060917_050358_000000432051_00176_23777_1775.N1	17-SEP-2006 05:03:58	Dark	43.000	41	Eps Car	1.8600	4100.0	86	23777	No
56	GOM_NL__2PRFIN20060917_050530_000000562051_00177_23778_1758.N1	17-SEP-2006 05:05:30	Dark	56.000	2	Alp Car	-0.73600	7000.0	112	23778	No
57	GOM_NL__2PRFIN20060917_051433_000000372051_00177_23778_1759.N1	17-SEP-2006 05:14:33	Dark	36.500	135	Bet Hyi	2.8200	5800.0	73	23778	No
58	GOM_NL__2PRFIN20060917_051710_000000432051_00177_23778_1760.N1	17-SEP-2006 05:17:10	Dark	42.500	9	Alp Eri	0.45300	24000.	85	23778	No
59	GOM_NL__2PRFIN20060917_052349_000000392051_00177_23778_1761.N1	17-SEP-2006 05:23:49	Straylight	38.500	31	Alp Gru	1.7340	15200.	77	23778	No
60	GOM_NL__2PRFIN20060917_052636_000000362051_00177_23778_1762.N1	17-SEP-2006 05:26:36	Straylight	36.000	172	Gam Gru	3.0030	13100.	72	23778	No
61	GOM_NL__2PRFIN20060917_052802_000000392051_00177_23778_1763.N1	17-SEP-2006 05:28:02	Straylight	39.000	18	24Alp PsA	1.1660	9700.0	78	23778	No
62	GOM_NL__2PRFIN20060917_053233_000000382051_00177_23778_1764.N1	17-SEP-2006 05:32:33	Twl_and_stray	38.000	142	49Del Cap	2.8500	8900.0	76	23778	No
63	GOM_NL__2PRFIN20060917_053646_000000372051_00177_23778_1765.N1	17-SEP-2006 05:36:46	Bright	37.000	162	34Alp Aqr	2.9440	5350.0	74	23778	No
64	GOM_NL__2PRFIN20060917_053946_000000402051_00177_23778_1766.N1	17-SEP-2006 05:39:46	Bright	39.500	61	8Eps Peg	2.1000	3900.0	79	23778	No
65	GOM_NL__2PRFIN20060917_054707_000000352051_00177_23778_1767.N1	17-SEP-2006 05:47:07	Bright	34.500	92	53Eps Cyg	2.5000	4500.0	69	23778	No
66	GOM_NL__2PRFIN20060917_055012_000000372051_00177_23778_1768.N1	17-SEP-2006 05:50:12	Bright	36.500	19	50Alp Cyg	1.2460	10500.	73	23778	No
67	GOM_NL__2PRFIN20060917_055431_000000352051_00177_23778_1769.N1	17-SEP-2006 05:54:31	Bright	35.000	89	5Alp Cep	2.4510	8000.0	70	23778	No
68	GOM_NL__2PRFIN20060917_060210_000000352051_00177_23778_1770.N1	17-SEP-2006 06:02:10	Bright	35.000	49	1Alp UMi	1.9900	6300.0	70	23778	No
69	GOM_NL__2PRFIN20060917_060933_000000372051_00177_23778_1771.N1	17-SEP-2006 06:09:33	Bright	36.500	36	50Alp UMa	1.8000	6300.0	73	23778	No
70	GOM_NL__2PRFIN20060917_061100_000000362051_00177_23778_1772.N1	17-SEP-2006 06:11:00	Bright	35.500	82	48Bet UMa	2.3650	10600.	71	23778	No
71	GOM_NL__2PRFIN20060917_063555_000000412051_00177_23778_1773.N1	17-SEP-2006 06:35:55	Dark	41.000	132	15Rho Pup	2.8030	6900.0	82	23778	No
72	GOM_NL__2PRFIN20060917_063944_000000412051_00177_23778_1774.N1	17-SEP-2006 06:39:44	Dark	40.500	65	Lam Vel	2.2040	4400.0	81	23778	No
73	GOM_NL__2PRFIN20060917_064434_000000442051_00177_23778_1775.N1	17-SEP-2006 06:44:34	Dark	43.500	41	Eps Car	1.8600	4100.0	87	23778	No
74	GOM_NL__2PRFIN20060917_064607_000000562051_00178_23779_1758.N1	17-SEP-2006 06:46:07	Dark	56.000	2	Alp Car	-0.73600	7000.0	112	23779	No
75	GOM_NL__2PRFIN20060917_083545_000000372051_00179_23780_1758.N1	17-SEP-2006 08:35:45	Dark	36.500	135	Bet Hyi	2.8200	5800.0	73	23780	No
76	GOM_NL__2PRFIN20060917_083823_000000522051_00179_23780_1759.N1	17-SEP-2006 08:38:23	Dark	52.000	9	Alp Eri	0.45300	24000.	104	23780	No
77	GOM_NL__2PRFIN20060917_084501_000000382051_00179_23780_1760.N1	17-SEP-2006 08:45:01	Straylight	38.000	31	Alp Gru	1.7340	15200.	76	23780	No
78	GOM_NL__2PRFIN20060917_084915_000000442051_00179_23780_1761.N1	17-SEP-2006 08:49:15	Straylight	44.000	18	24Alp PsA	1.1660	9700.0	88	23780	No
79	GOM_NL__2PRFIN20060917_085345_000000402051_00179_23780_1762.N1	17-SEP-2006 08:53:45	Twl_and_stray	40.000	142	49Del Cap	2.8500	8900.0	80	23780	No
80	GOM_NL__2PRFIN20060917_085758_000000382051_00179_23780_1763.N1	17-SEP-2006 08:57:58	Bright	37.500	162	34Alp Aqr	2.9440	5350.0	75	23780	No
81	GOM_NL__2PRFIN20060917_090058_000000372051_00179_23780_1764.N1	17-SEP-2006 09:00:58	Bright	37.000	61	8Eps Peg	2.1000	3900.0	74	23780	No
82	GOM_NL__2PRFIN20060917_090820_000000382051_00179_23780_1765.N1	17-SEP-2006 09:08:20	Bright	38.000	92	53Eps Cyg	2.5000	4500.0	76	23780	No
83	GOM_NL__2PRFIN20060917_091124_000000342051_00179_23780_1766.N1	17-SEP-2006 09:11:24	Bright	34.000	19	50Alp Cyg	1.2460	10500.	68	23780	No
84	GOM_NL__2PRFIN20060917_091543_000000352051_00179_23780_1767.N1	17-SEP-2006 09:15:43	Bright	34.500	89	5Alp Cep	2.4510	8000.0	69	23780	No
85	GOM_NL__2PRFIN20060917_092322_000000362051_00179_23780_1768.N1	17-SEP-2006 09:23:22	Bright	36.000	49	1Alp UMi	1.9900	6300.0	72	23780	No
86	GOM_NL__2PRFIN20060917_093045_000000372051_00179_23780_1769.N1	17-SEP-2006 09:30:45	Bright	36.500	36	50Alp UMa	1.8000	6300.0	73	23780	No
87	GOM_NL__2PRFIN20060917_093212_000000352051_00179_23780_1770.N1	17-SEP-2006 09:32:12	Bright	34.500	82	48Bet UMa	2.3650	10600.	69	23780	No
88	GOM_NL__2PRFIN20060917_095708_000000422051_00179_23780_1771.N1	17-SEP-2006 09:57:08	Dark	42.000	132	15Rho Pup	2.8030	6900.0	84	23780	No
89	GOM_NL__2PRFIN20060917_100057_000000462051_00179_23780_1772.N1	17-SEP-2006 10:00:57	Dark	46.000	65	Lam Vel	2.2040	4400.0	92	23780	No
90	GOM_NL__2PRFIN20060917_100546_000000402051_00179_23780_1773.N1	17-SEP-2006 10:05:46	Dark	40.000	41	Eps Car	1.8600	4100.0	80	23780	No
91	GOM_NL__2PRFIN20060917_100720_000000552051_00180_23781_1758.N1	17-SEP-2006 10:07:20	Dark	55.000	2	Alp Car	-0.73600	7000.0	110	23781	No
92	GOM_NL__2PRFIN20060917_101621_000000372051_00180_23781_1759.N1	17-SEP-2006 10:16:21	Dark	37.000	135	Bet Hyi	2.8200	5800.0	74	23781	No
93	GOM_NL__2PRFIN20060917_101859_000000482051_00180_23781_1760.N1	17-SEP-2006 10:18:59	Dark	48.000	9	Alp Eri	0.45300	24000.	96	23781	No
94	GOM_NL__2PRFIN20060917_102537_000000432051_00180_23781_1761.N1	17-SEP-2006 10:25:37	Straylight	42.500	31	Alp Gru	1.7340	15200.	85	23781	No
95	GOM_NL__2PRFIN20060917_102951_000000412051_00180_23781_1762.N1	17-SEP-2006 10:29:51	Straylight	40.500	18	24Alp PsA	1.1660	9700.0	81	23781	No
96	GOM_NL__2PRFIN20060917_103421_000000402051_00180_23781_1763.N1	17-SEP-2006 10:34:21	Twl_and_stray	40.000	142	49Del Cap	2.8500	8900.0	80	23781	No
97	GOM_NL__2PRFIN20060917_103834_000000372051_00180_23781_1764.N1	17-SEP-2006 10:38:34	Bright	37.000	162	34Alp Aqr	2.9440	5350.0	74	23781	No
98	GOM_NL__2PRFIN20060917_104134_000000372051_00180_23781_1765.N1	17-SEP-2006 10:41:34	Bright	37.000	61	8Eps Peg	2.1000	3900.0	74	23781	No
99	GOM_NL__2PRFIN20060917_104856_000000352051_00180_23781_1766.N1	17-SEP-2006 10:48:56	Bright	34.500	92	53Eps Cyg	2.5000	4500.0	69	23781	No
100	GOM_NL__2PRFIN20060917_105201_000000372051_00180_23781_1767.N1	17-SEP-2006 10:52:01	Bright	37.000	19	50Alp Cyg	1.2460	10500.	74	23781	No
101	GOM_NL__2PRFIN20060917_105619_000000352051_00180_23781_1768.N1	17-SEP-2006 10:56:19	Bright	35.000	89	5Alp Cep	2.4510	8000.0	70	23781	No

102	GOM_NL__2PRFIN20060917_110357_000000352051_00180_23781_1769.N1	17-SEP-2006 11:03:57	Bright	35.000	49	1Alp UMi	1.9900	6300.0	70	23781	No
103	GOM_NL__2PRFIN20060917_111121_000000362051_00180_23781_1770.N1	17-SEP-2006 11:11:21	Bright	35.500	36	50Alp UMa	1.8000	6300.0	71	23781	No
104	GOM_NL__2PRFIN20060917_111248_000000342051_00180_23781_1771.N1	17-SEP-2006 11:12:48	Bright	33.500	82	48Bet UMa	2.3650	10600.	67	23781	No
105	GOM_NL__2PRFIN20060917_113744_000000422051_00180_23781_1772.N1	17-SEP-2006 11:37:44	Dark	42.000	132	15Rho Pup	2.8030	6900.0	84	23781	No
106	GOM_NL__2PRFIN20060917_114133_000000482051_00180_23781_1773.N1	17-SEP-2006 11:41:33	Dark	47.500	65	Lam Vel	2.2040	4400.0	95	23781	No
107	GOM_NL__2PRFIN20060917_114623_000000502051_00180_23781_1774.N1	17-SEP-2006 11:46:23	Dark	49.500	41	Eps Car	1.8600	4100.0	99	23781	No
108	GOM_NL__2PRFIN20060917_114757_000000442051_00181_23782_1758.N1	17-SEP-2006 11:47:57	Dark	44.000	2	Alp Car	-0.73600	7000.0	88	23782	No
109	GOM_NL__2PRFIN20060917_115657_000000362051_00181_23782_1759.N1	17-SEP-2006 11:56:57	Dark	36.000	135	Bet Hyi	2.8200	5800.0	72	23782	No
110	GOM_NL__2PRFIN20060917_115935_000000432051_00181_23782_1760.N1	17-SEP-2006 11:59:35	Dark	42.500	9	Alp Eri	0.45300	24000.	85	23782	No
111	GOM_NL__2PRFIN20060917_120613_000000392051_00181_23782_1761.N1	17-SEP-2006 12:06:13	Straylight	38.500	31	Alp Gru	1.7340	15200.	77	23782	No
112	GOM_NL__2PRFIN20060917_120901_000000372051_00181_23782_1762.N1	17-SEP-2006 12:09:01	Straylight	37.000	172	Gam Gru	3.0030	13100.	74	23782	No
113	GOM_NL__2PRFIN20060917_121027_000000412051_00181_23782_1763.N1	17-SEP-2006 12:10:27	Straylight	40.500	18	24Alp PsA	1.1660	9700.0	81	23782	No
114	GOM_NL__2PRFIN20060917_121458_000000392051_00181_23782_1764.N1	17-SEP-2006 12:14:58	Tw_i_and_stray	39.000	142	49Del Cap	2.8500	8900.0	78	23782	No
115	GOM_NL__2PRFIN20060917_121910_000000382051_00181_23782_1765.N1	17-SEP-2006 12:19:10	Bright	37.500	162	34Alp Aqr	2.9440	5350.0	75	23782	No
116	GOM_NL__2PRFIN20060917_122211_000000382051_00181_23782_1766.N1	17-SEP-2006 12:22:11	Bright	38.000	61	8Eps Peg	2.1000	3900.0	76	23782	No
117	GOM_NL__2PRFIN20060917_122932_000000362051_00181_23782_1767.N1	17-SEP-2006 12:29:32	Bright	35.500	92	53Eps Cyg	2.5000	4500.0	71	23782	No
118	GOM_NL__2PRFIN20060917_123237_000000372051_00181_23782_1768.N1	17-SEP-2006 12:32:37	Bright	37.000	19	50Alp Cyg	1.2460	10500.	74	23782	No
119	GOM_NL__2PRFIN20060917_123655_000000362051_00181_23782_1769.N1	17-SEP-2006 12:36:55	Bright	35.500	89	5Alp Cep	2.4510	8000.0	71	23782	No
120	GOM_NL__2PRFIN20060917_124433_000000362051_00181_23782_1770.N1	17-SEP-2006 12:44:33	Bright	36.000	49	1Alp UMi	1.9900	6300.0	72	23782	No
121	GOM_NL__2PRFIN20060917_125158_000000342051_00181_23782_1771.N1	17-SEP-2006 12:51:58	Bright	34.000	36	50Alp UMa	1.8000	6300.0	68	23782	No
122	GOM_NL__2PRFIN20060917_125324_000000352051_00181_23782_1772.N1	17-SEP-2006 12:53:24	Bright	34.500	82	48Bet UMa	2.3650	10600.	69	23782	No
123	GOM_NL__2PRFIN20060917_131821_000000422051_00181_23782_1773.N1	17-SEP-2006 13:18:21	Dark	42.000	132	15Rho Pup	2.8030	6900.0	84	23782	No
124	GOM_NL__2PRFIN20060917_132209_000000422051_00181_23782_1774.N1	17-SEP-2006 13:22:09	Dark	41.500	65	Lam Vel	2.2040	4400.0	83	23782	No
125	GOM_NL__2PRFIN20060917_132659_000000502051_00181_23782_1775.N1	17-SEP-2006 13:26:59	Dark	50.000	41	Eps Car	1.8600	4100.0	100	23782	No
126	GOM_NL__2PRFIN20060917_132833_000000572051_00182_23783_1758.N1	17-SEP-2006 13:28:33	Dark	56.500	2	Alp Car	-0.73600	7000.0	113	23783	No
127	GOM_NL__2PRFIN20060917_133733_000000362051_00182_23783_1759.N1	17-SEP-2006 13:37:33	Dark	36.000	135	Bet Hyi	2.8200	5800.0	72	23783	No
128	GOM_NL__2PRFIN20060917_134012_000000452051_00182_23783_1760.N1	17-SEP-2006 13:40:12	Dark	44.500	9	Alp Eri	0.45300	24000.	89	23783	No
129	GOM_NL__2PRFIN20060917_134649_000000422051_00182_23783_1761.N1	17-SEP-2006 13:46:49	Straylight	41.500	31	Alp Gru	1.7340	15200.	83	23783	No
130	GOM_NL__2PRFIN20060917_134936_000000372051_00182_23783_1762.N1	17-SEP-2006 13:49:36	Straylight	36.500	172	Gam Gru	3.0030	13100.	73	23783	No
131	GOM_NL__2PRFIN20060917_135103_000000442051_00182_23783_1763.N1	17-SEP-2006 13:51:03	Straylight	44.000	18	24Alp PsA	1.1660	9700.0	88	23783	No
132	GOM_NL__2PRFIN20060917_135533_000000392051_00182_23783_1764.N1	17-SEP-2006 13:55:33	Tw_i_and_stray	39.000	142	49Del Cap	2.8500	8900.0	78	23783	No
133	GOM_NL__2PRFIN20060917_135946_000000372051_00182_23783_1765.N1	17-SEP-2006 13:59:46	Bright	36.500	162	34Alp Aqr	2.9440	5350.0	73	23783	No
134	GOM_NL__2PRFIN20060917_140247_000000362051_00182_23783_1766.N1	17-SEP-2006 14:02:47	Bright	36.000	61	8Eps Peg	2.1000	3900.0	72	23783	No
135	GOM_NL__2PRFIN20060917_141008_000000372051_00182_23783_1767.N1	17-SEP-2006 14:10:08	Bright	37.000	92	53Eps Cyg	2.5000	4500.0	74	23783	No
136	GOM_NL__2PRFIN20060917_141313_000000352051_00182_23783_1768.N1	17-SEP-2006 14:13:13	Bright	34.500	19	50Alp Cyg	1.2460	10500.	69	23783	No
137	GOM_NL__2PRFIN20060917_141731_000000352051_00182_23783_1769.N1	17-SEP-2006 14:17:31	Bright	35.000	89	5Alp Cep	2.4510	8000.0	70	23783	No
138	GOM_NL__2PRFIN20060917_142509_000000342051_00182_23783_1770.N1	17-SEP-2006 14:25:09	Bright	33.500	49	1Alp UMi	1.9900	6300.0	67	23783	No
139	GOM_NL__2PRFIN20060917_143234_000000372051_00182_23783_1771.N1	17-SEP-2006 14:32:34	Bright	36.500	36	50Alp UMa	1.8000	6300.0	73	23783	No
140	GOM_NL__2PRFIN20060917_143400_000000352051_00182_23783_1772.N1	17-SEP-2006 14:34:00	Bright	35.000	82	48Bet UMa	2.3650	10600.	70	23783	No
141	GOM_NL__2PRFIN20060917_145857_000000392051_00182_23783_1773.N1	17-SEP-2006 14:58:57	Dark	39.000	132	15Rho Pup	2.8030	6900.0	78	23783	No
142	GOM_NL__2PRFIN20060917_150245_000000472051_00182_23783_1774.N1	17-SEP-2006 15:02:45	Dark	46.500	65	Lam Vel	2.2040	4400.0	93	23783	No
143	GOM_NL__2PRFIN20060917_150735_000000422051_00182_23783_1775.N1	17-SEP-2006 15:07:35	Dark	41.500	41	Eps Car	1.8600	4100.0	83	23783	No
144	GOM_NL__2PRFIN20060917_150910_000000562051_00183_23784_1758.N1	17-SEP-2006 15:09:10	Dark	55.500	2	Alp Car	-0.73600	7000.0	111	23784	No
145	GOM_NL__2PRFIN20060917_151809_000000382051_00183_23784_1759.N1	17-SEP-2006 15:18:09	Dark	37.500	135	Bet Hyi	2.8200	5800.0	75	23784	No
146	GOM_NL__2PRFIN20060917_152048_000000422051_00183_23784_1760.N1	17-SEP-2006 15:20:48	Dark	41.500	9	Alp Eri	0.45300	24000.	83	23784	No
147	GOM_NL__2PRFIN20060917_152726_000000372051_00183_23784_1761.N1	17-SEP-2006 15:27:26	Straylight	36.500	31	Alp Gru	1.7340	15200.	73	23784	No
148	GOM_NL__2PRFIN20060917_153139_000000432051_00183_23784_1762.N1	17-SEP-2006 15:31:39	Straylight	42.500	18	24Alp PsA	1.1660	9700.0	85	23784	No
149	GOM_NL__2PRFIN20060917_153610_000000392051_00183_23784_1763.N1	17-SEP-2006 15:36:10	Tw_i_and_stray	39.000	142	49Del Cap	2.8500	8900.0	78	23784	No
150	GOM_NL__2PRFIN20060917_154022_000000372051_00183_23784_1764.N1	17-SEP-2006 15:40:22	Bright	36.500	162	34Alp Aqr	2.9440	5350.0	73	23784	No
151	GOM_NL__2PRFIN20060917_154323_000000362051_00183_23784_1765.N1	17-SEP-2006 15:43:23	Bright	35.500	61	8Eps Peg	2.1000	3900.0	71	23784	No
152	GOM_NL__2PRFIN20060917_155349_000000372051_00183_23784_1766.N1	17-SEP-2006 15:53:49	Bright	37.000	19	50Alp Cyg	1.2460	10500.	74	23784	No
153	GOM_NL__2PRFIN20060917_155807_000000462051_00183_23784_1767.N1	17-SEP-2006 15:58:07	Bright	45.500	89	5Alp Cep	2.4510	8000.0	91	23784	No
154	GOM_NL__2PRFIN20060917_160545_000000362051_00183_23784_1768.N1	17-SEP-2006 16:05:45	Bright	35.500	49	1Alp UMi	1.9900	6300.0	71	23784	No
155	GOM_NL__2PRFIN20060917_161310_000000372051_00183_23784_1769.N1	17-SEP-2006 16:13:10	Bright	37.000	36	50Alp UMa	1.8000	6300.0	74	23784	No
156	GOM_NL__2PRFIN20060917_161437_000000342051_00183_23784_1770.N1	17-SEP-2006 16:14:37	Bright	33.500	82	48Bet UMa	2.3650	10600.	67	23784	No
157	GOM_NL__2PRFIN20060917_163934_000000432051_00183_23784_1771.N1	17-SEP-2006 16:39:34	Dark	42.500	132	15Rho Pup	2.8030	6900.0	85	23784	No
158	GOM_NL__2PRFIN20060917_164321_000000422051_00183_23784_1772.N1	17-SEP-2006 16:43:21	Dark	41.500	65	Lam Vel	2.2040	4400.0	83	23784	No
159	GOM_NL__2PRFIN20060917_164811_000000442051_00183_23784_1773.N1	17-SEP-2006 16:48:11	Dark	43.500	41	Eps Car	1.8600	4100.0	87	23784	No
160	GOM_NL__2PRFIN20060917_164947_000000562051_00184_23785_1758.N1	17-SEP-2006 16:49:47	Dark	56.000	2	Alp Car	-0.73600	7000.0	112	23785	No

161	GOM_NL__2PRFIN20060917_165846_000000382051_00184_23785_1759.N1	17-SEP-2006 16:58:46	Dark	37.500	135	Bet Hyi	2.8200	5800.0	75	23785	No
162	GOM_NL__2PRFIN20060917_170125_000000422051_00184_23785_1760.N1	17-SEP-2006 17:01:25	Dark	41.500	9	Alp Eri	0.45300	24000.	83	23785	No
163	GOM_NL__2PRFIN20060917_170802_000000412051_00184_23785_1761.N1	17-SEP-2006 17:08:02	Straylight	40.500	31	Alp Gru	1.7340	15200.	81	23785	No
164	GOM_NL__2PRFIN20060917_171215_000000452051_00184_23785_1762.N1	17-SEP-2006 17:12:15	Straylight	45.000	18	24Alp PsA	1.1660	9700.0	90	23785	No
165	GOM_NL__2PRFIN20060917_171646_000000402051_00184_23785_1763.N1	17-SEP-2006 17:16:46	Tw_i_and_stray	40.000	142	49Del Cap	2.8500	8900.0	80	23785	No
166	GOM_NL__2PRFIN20060917_172058_000000382051_00184_23785_1764.N1	17-SEP-2006 17:20:58	Bright	37.500	162	34Alp Aqr	2.9440	5350.0	75	23785	No
167	GOM_NL__2PRFIN20060917_172359_000000382051_00184_23785_1765.N1	17-SEP-2006 17:23:59	Bright	37.500	61	8Eps Peg	2.1000	3900.0	75	23785	No
168	GOM_NL__2PRFIN20060917_173425_000000372051_00184_23785_1766.N1	17-SEP-2006 17:34:25	Bright	37.000	19	50Alp Cyg	1.2460	10500.	74	23785	No
169	GOM_NL__2PRFIN20060917_173843_000000352051_00184_23785_1767.N1	17-SEP-2006 17:38:43	Bright	35.000	89	5Alp Cep	2.4510	8000.0	70	23785	No
170	GOM_NL__2PRFIN20060917_174621_000000372051_00184_23785_1768.N1	17-SEP-2006 17:46:21	Bright	36.500	49	1Alp UMi	1.9900	6300.0	73	23785	No
171	GOM_NL__2PRFIN20060917_175346_000000382051_00184_23785_1769.N1	17-SEP-2006 17:53:46	Bright	37.500	36	50Alp UMa	1.8000	6300.0	75	23785	No
172	GOM_NL__2PRFIN20060917_175513_000000522051_00184_23785_1770.N1	17-SEP-2006 17:55:13	Bright	52.000	82	48Bet UMa	2.3650	10600.	104	23785	No
173	GOM_NL__2PRFIN20060917_182010_000000432051_00184_23785_1771.N1	17-SEP-2006 18:20:10	Dark	42.500	132	15Rho Pup	2.8030	6900.0	85	23785	No
174	GOM_NL__2PRFIN20060917_182357_000000442051_00184_23785_1772.N1	17-SEP-2006 18:23:57	Dark	43.500	65	Lam Vel	2.2040	4400.0	87	23785	No
175	GOM_NL__2PRFIN20060917_182847_000000482051_00184_23785_1773.N1	17-SEP-2006 18:28:47	Dark	48.000	41	Eps Car	1.8600	4100.0	96	23785	No
176	GOM_NL__2PRFIN20060917_183023_000000562051_00185_23786_1778.N1	17-SEP-2006 18:30:23	Dark	56.000	2	Alp Car	-0.73600	7000.0	112	23786	No
177	GOM_NL__2PRFIN20060917_183922_000000372051_00185_23786_1779.N1	17-SEP-2006 18:39:22	Dark	36.500	135	Bet Hyi	2.8200	5800.0	73	23786	No
178	GOM_NL__2PRFIN20060917_184201_000000502051_00185_23786_1780.N1	17-SEP-2006 18:42:01	Dark	49.500	9	Alp Eri	0.45300	24000.	99	23786	No
179	GOM_NL__2PRFIN20060917_184838_000000402051_00185_23786_1781.N1	17-SEP-2006 18:48:38	Straylight	39.500	31	Alp Gru	1.7340	15200.	79	23786	No
180	GOM_NL__2PRFIN20060917_185251_000000402051_00185_23786_1782.N1	17-SEP-2006 18:52:51	Straylight	40.000	18	24Alp PsA	1.1660	9700.0	80	23786	No
181	GOM_NL__2PRFIN20060917_185722_000000382051_00185_23786_1783.N1	17-SEP-2006 18:57:22	Tw_i_and_stray	37.500	142	49Del Cap	2.8500	8900.0	75	23786	No
182	GOM_NL__2PRFIN20060917_190134_000000352051_00185_23786_1784.N1	17-SEP-2006 19:01:34	Bright	35.000	162	34Alp Aqr	2.9440	5350.0	70	23786	No
183	GOM_NL__2PRFIN20060917_190435_000000382051_00185_23786_1785.N1	17-SEP-2006 19:04:35	Bright	37.500	61	8Eps Peg	2.1000	3900.0	75	23786	No
184	GOM_NL__2PRFIN20060917_191502_000000382051_00185_23786_1786.N1	17-SEP-2006 19:15:02	Bright	37.500	19	50Alp Cyg	1.2460	10500.	75	23786	No
185	GOM_NL__2PRFIN20060917_191920_000000352051_00185_23786_1787.N1	17-SEP-2006 19:19:20	Bright	35.000	89	5Alp Cep	2.4510	8000.0	70	23786	No
186	GOM_NL__2PRFIN20060917_192657_000000362051_00185_23786_1788.N1	17-SEP-2006 19:26:57	Bright	36.000	49	1Alp UMi	1.9900	6300.0	72	23786	No
187	GOM_NL__2PRFIN20060917_193422_000000342051_00185_23786_1789.N1	17-SEP-2006 19:34:22	Bright	34.000	36	50Alp UMa	1.8000	6300.0	68	23786	No
188	GOM_NL__2PRFIN20060917_193549_000000332051_00185_23786_1790.N1	17-SEP-2006 19:35:49	Bright	32.500	82	48Bet UMa	2.3650	10600.	65	23786	No
189	GOM_NL__2PRFIN20060917_200047_000000412051_00185_23786_1791.N1	17-SEP-2006 20:00:47	Dark	40.500	132	15Rho Pup	2.8030	6900.0	81	23786	No
190	GOM_NL__2PRFIN20060917_200434_000000432051_00185_23786_1792.N1	17-SEP-2006 20:04:34	Dark	42.500	65	Lam Vel	2.2040	4400.0	85	23786	No
191	GOM_NL__2PRFIN20060917_200924_000000422051_00185_23786_1793.N1	17-SEP-2006 20:09:24	Dark	42.000	41	Eps Car	1.8600	4100.0	84	23786	No
192	GOM_NL__2PRFIN20060917_201100_000000542051_00186_23787_1778.N1	17-SEP-2006 20:11:00	Dark	53.500	2	Alp Car	-0.73600	7000.0	107	23787	No
193	GOM_NL__2PRFIN20060917_201958_000000372051_00186_23787_1779.N1	17-SEP-2006 20:19:58	Dark	37.000	135	Bet Hyi	2.8200	5800.0	74	23787	No
194	GOM_NL__2PRFIN20060917_202238_000000492051_00186_23787_1780.N1	17-SEP-2006 20:22:38	Dark	49.000	9	Alp Eri	0.45300	24000.	98	23787	No
195	GOM_NL__2PRFIN20060917_202914_000000422051_00186_23787_1781.N1	17-SEP-2006 20:29:14	Straylight	41.500	31	Alp Gru	1.7340	15200.	83	23787	No
196	GOM_NL__2PRFIN20060917_203328_000000482051_00186_23787_1782.N1	17-SEP-2006 20:33:28	Straylight	48.000	18	24Alp PsA	1.1660	9700.0	96	23787	No
197	GOM_NL__2PRFIN20060917_203758_000000422051_00186_23787_1783.N1	17-SEP-2006 20:37:58	Tw_i_and_stray	41.500	142	49Del Cap	2.8500	8900.0	83	23787	No
198	GOM_NL__2PRFIN20060917_204211_000000372051_00186_23787_1784.N1	17-SEP-2006 20:42:11	Bright	36.500	162	34Alp Aqr	2.9440	5350.0	73	23787	No
199	GOM_NL__2PRFIN20060917_204511_000000372051_00186_23787_1785.N1	17-SEP-2006 20:45:11	Bright	37.000	61	8Eps Peg	2.1000	3900.0	74	23787	No
200	GOM_NL__2PRFIN20060917_205538_000000372051_00186_23787_1786.N1	17-SEP-2006 20:55:38	Bright	36.500	19	50Alp Cyg	1.2460	10500.	73	23787	No
201	GOM_NL__2PRFIN20060917_205956_000000372051_00186_23787_1787.N1	17-SEP-2006 20:59:56	Bright	37.000	89	5Alp Cep	2.4510	8000.0	74	23787	No
202	GOM_NL__2PRFIN20060917_210733_000000362051_00186_23787_1788.N1	17-SEP-2006 21:07:33	Bright	35.500	49	1Alp UMi	1.9900	6300.0	71	23787	No
203	GOM_NL__2PRFIN20060917_211458_000000342051_00186_23787_1789.N1	17-SEP-2006 21:14:58	Bright	34.000	36	50Alp UMa	1.8000	6300.0	68	23787	No
204	GOM_NL__2PRFIN20060917_211625_000000342051_00186_23787_1790.N1	17-SEP-2006 21:16:25	Bright	33.500	82	48Bet UMa	2.3650	10600.	67	23787	No
205	GOM_NL__2PRFIN20060917_214123_000000432051_00186_23787_1791.N1	17-SEP-2006 21:41:23	Dark	43.000	132	15Rho Pup	2.8030	6900.0	86	23787	No
206	GOM_NL__2PRFIN20060917_214510_000000452051_00186_23787_1792.N1	17-SEP-2006 21:45:10	Dark	45.000	65	Lam Vel	2.2040	4400.0	90	23787	No
207	GOM_NL__2PRFIN20060917_215000_000000382051_00186_23787_1793.N1	17-SEP-2006 21:50:00	Dark	37.500	41	Eps Car	1.8600	4100.0	75	23787	No
208	GOM_NL__2PRFIN20060917_215136_000000552051_00187_23788_1778.N1	17-SEP-2006 21:51:36	Dark	55.000	2	Alp Car	-0.73600	7000.0	110	23788	No
209	GOM_NL__2PRFIN20060917_220034_000000362051_00187_23788_1779.N1	17-SEP-2006 22:00:34	Dark	35.500	135	Bet Hyi	2.8200	5800.0	71	23788	No
210	GOM_NL__2PRFIN20060917_220314_000000512051_00187_23788_1780.N1	17-SEP-2006 22:03:14	Dark	51.000	9	Alp Eri	0.45300	24000.	102	23788	No
211	GOM_NL__2PRFIN20060917_220950_000000412051_00187_23788_1781.N1	17-SEP-2006 22:09:50	Straylight	40.500	31	Alp Gru	1.7340	15200.	81	23788	No
212	GOM_NL__2PRFIN20060917_221404_000000432051_00187_23788_1782.N1	17-SEP-2006 22:14:04	Straylight	42.500	18	24Alp PsA	1.1660	9700.0	85	23788	No
213	GOM_NL__2PRFIN20060917_221834_000000382051_00187_23788_1783.N1	17-SEP-2006 22:18:34	Tw_i_and_stray	38.000	142	49Del Cap	2.8500	8900.0	76	23788	No
214	GOM_NL__2PRFIN20060917_222247_000000362051_00187_23788_1784.N1	17-SEP-2006 22:22:47	Bright	35.500	162	34Alp Aqr	2.9440	5350.0	71	23788	No
215	GOM_NL__2PRFIN20060917_222547_000000372051_00187_23788_1785.N1	17-SEP-2006 22:25:47	Bright	37.000	61	8Eps Peg	2.1000	3900.0	74	23788	No
216	GOM_NL__2PRFIN20060917_223614_000000342051_00187_23788_1786.N1	17-SEP-2006 22:36:14	Bright	34.000	19	50Alp Cyg	1.2460	10500.	68	23788	No
217	GOM_NL__2PRFIN20060917_224031_000000362051_00187_23788_1787.N1	17-SEP-2006 22:40:31	Bright	35.500	89	5Alp Cep	2.4510	8000.0	71	23788	No
218	GOM_NL__2PRFIN20060917_224809_000000352051_00187_23788_1788.N1	17-SEP-2006 22:48:09	Bright	35.000	49	1Alp UMi	1.9900	6300.0	70	23788	No
219	GOM_NL__2PRFIN20060917_225534_000000372051_00187_23788_1789.N1	17-SEP-2006 22:55:34	Bright	36.500	36	50Alp UMa	1.8000	6300.0	73	23788	No

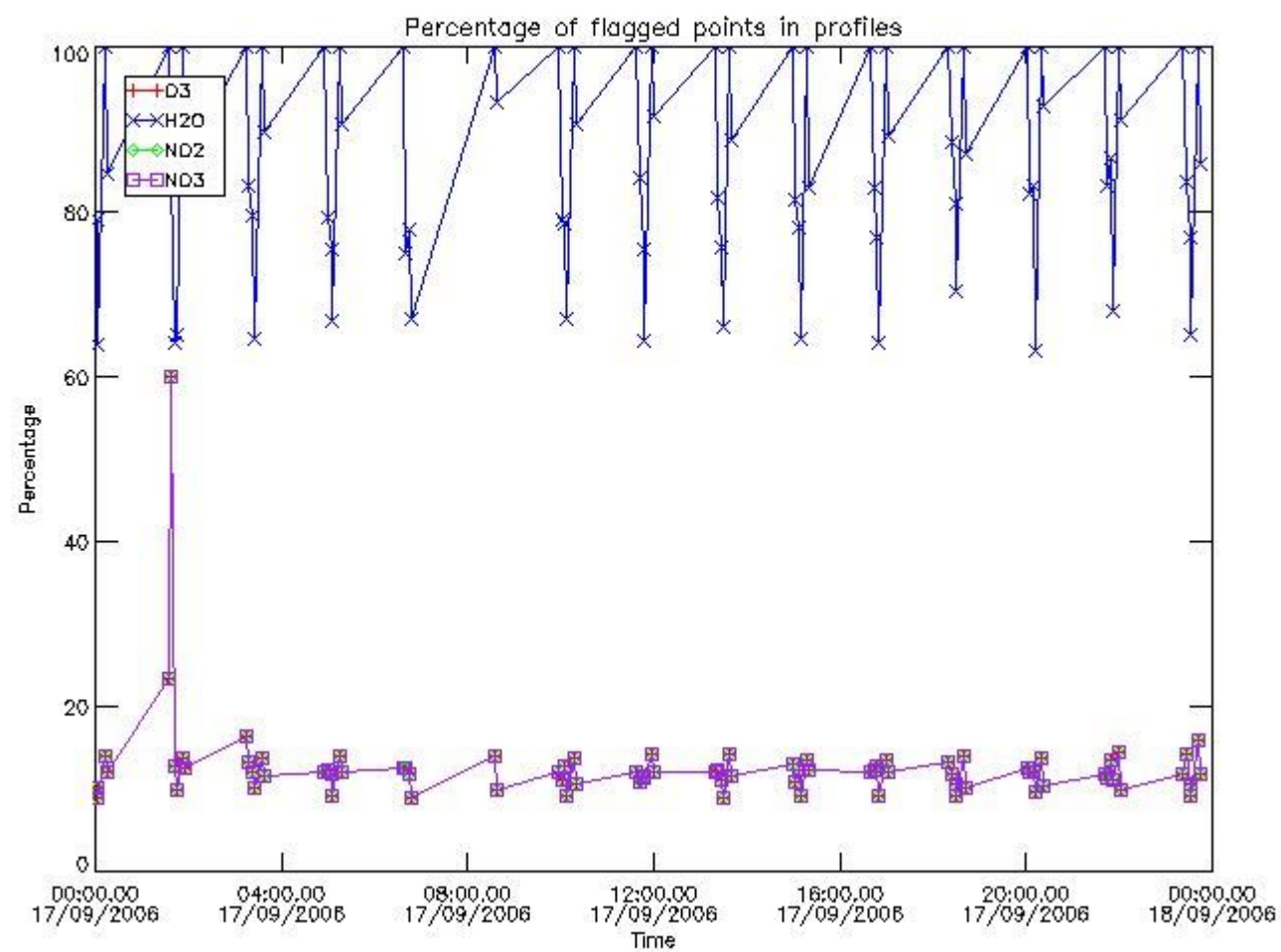


220	GOM_NL__2PRFIN20060917_225701_000000522051_00187_23788_1790.N1	17-SEP-2006 22:57:01	Bright	51.500	82	48Bet UMa	2.3650	10600.	103	23788	No
221	GOM_NL__2PRFIN20060917_232159_000000432051_00187_23788_1791.N1	17-SEP-2006 23:21:59	Dark	43.000	132	15Rho Pup	2.8030	6900.0	86	23788	No
222	GOM_NL__2PRFIN20060917_232546_000000472051_00187_23788_1792.N1	17-SEP-2006 23:25:46	Dark	46.500	65	Lam Vel	2.2040	4400.0	93	23788	No
223	GOM_NL__2PRFIN20060917_233036_000000482051_00187_23788_1793.N1	17-SEP-2006 23:30:36	Dark	48.000	41	Eps Car	1.8600	4100.0	96	23788	No
224	GOM_NL__2PRFIN20060917_233213_000000552051_00188_23789_1778.N1	17-SEP-2006 23:32:13	Dark	55.000	2	Alp Car	-0.73600	7000.0	110	23789	No
225	GOM_NL__2PRFIN20060917_234110_000000362051_00188_23789_1779.N1	17-SEP-2006 23:41:10	Dark	35.500	135	Bet Hyi	2.8200	5800.0	71	23789	No
226	GOM_NL__2PRFIN20060917_234351_000000432051_00188_23789_1780.N1	17-SEP-2006 23:43:51	Dark	43.000	9	Alp Eri	0.45300	24000.	86	23789	No
227	GOM_NL__2PRFIN20060917_235026_000000402051_00188_23789_1781.N1	17-SEP-2006 23:50:26	Straylight	40.000	31	Alp Gru	1.7340	15200.	80	23789	No
228	GOM_NL__2PRFIN20060917_235440_000000422051_00188_23789_1782.N1	17-SEP-2006 23:54:40	Straylight	42.000	18	24Alp PsA	1.1660	9700.0	84	23789	No
229	GOM_NL__2PRFIN20060917_235910_000000382051_00188_23789_1783.N1	17-SEP-2006 23:59:10	Tw_i_and_stray	38.000	142	49Del Cap	2.8500	8900.0	76	23789	No

### 3. Quality information per product

In this section it is plotted some information contained in the Quality Summary data set of the level 2 products. Only products in dark limb conditions and without errors (error flag in the MPH set to "0") are used.


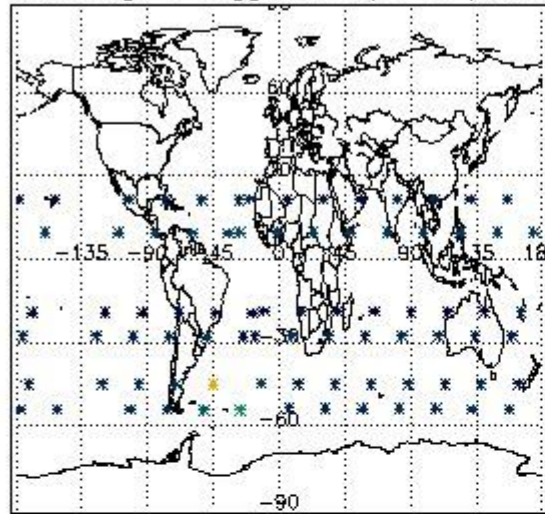
#### 3.1 Plot quality information per product (time dependant)



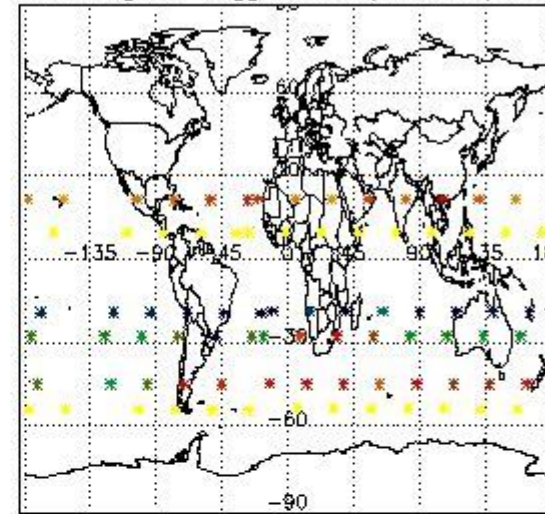
#### 3.2 Plot quality information per product (world map)




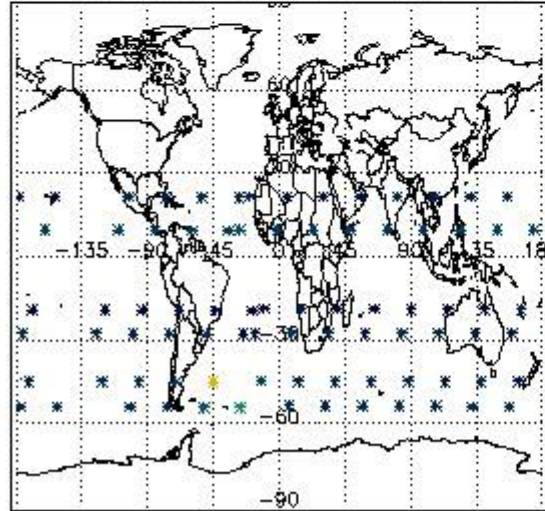
Percentage of flagged data per O3 profile



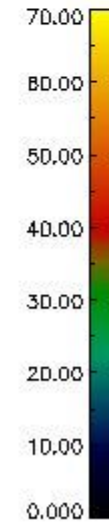
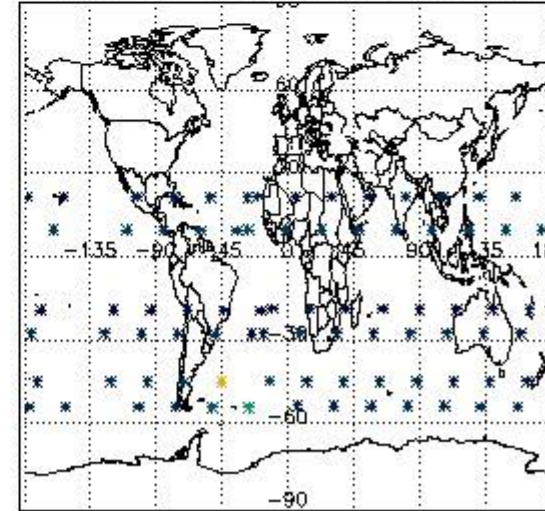
Percentage of flagged data per H2O profile



Percentage of flagged data per NO2 profile



Percentage of flagged data per NO3 profile

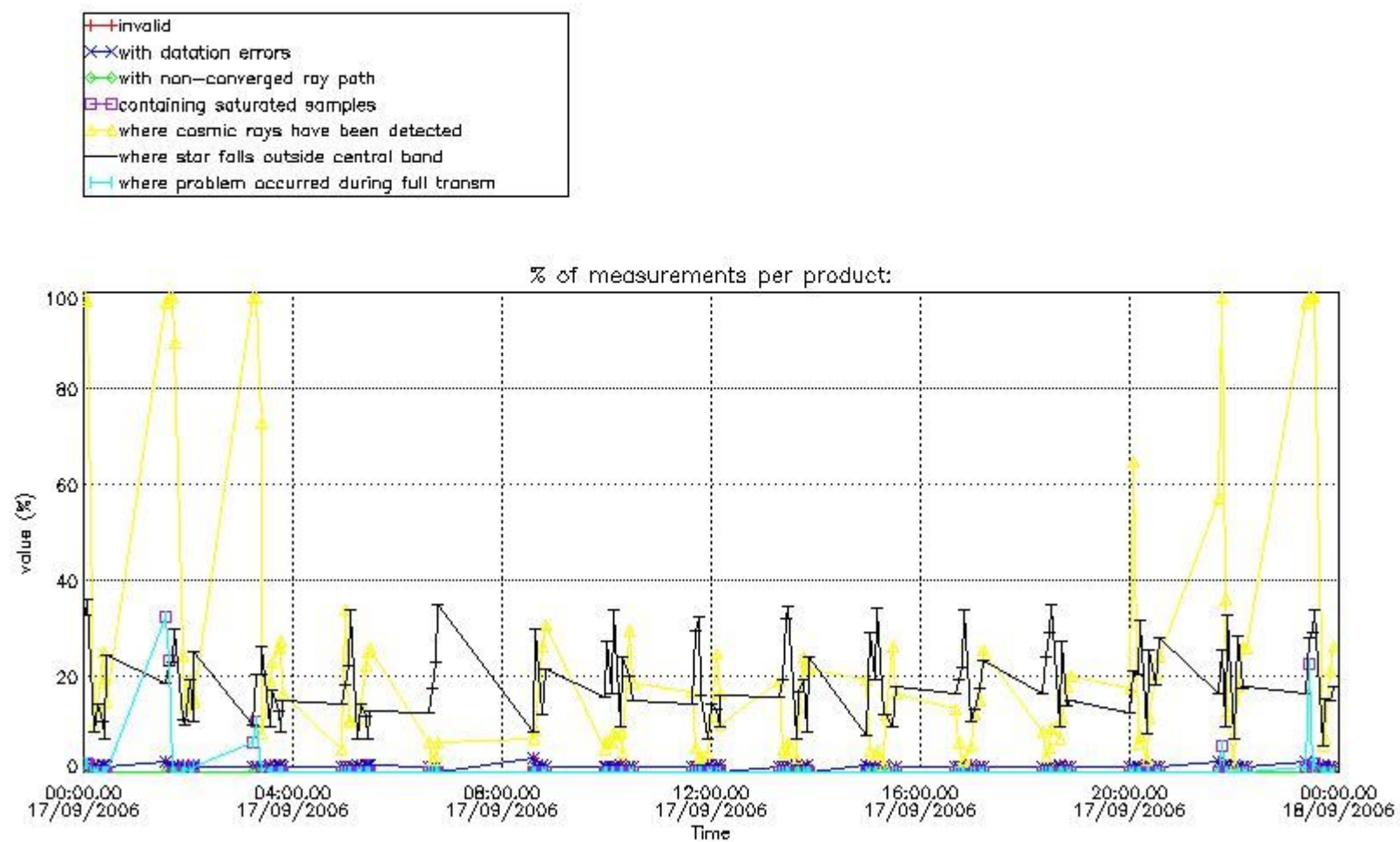


#### 4. Level 1 quality information per product

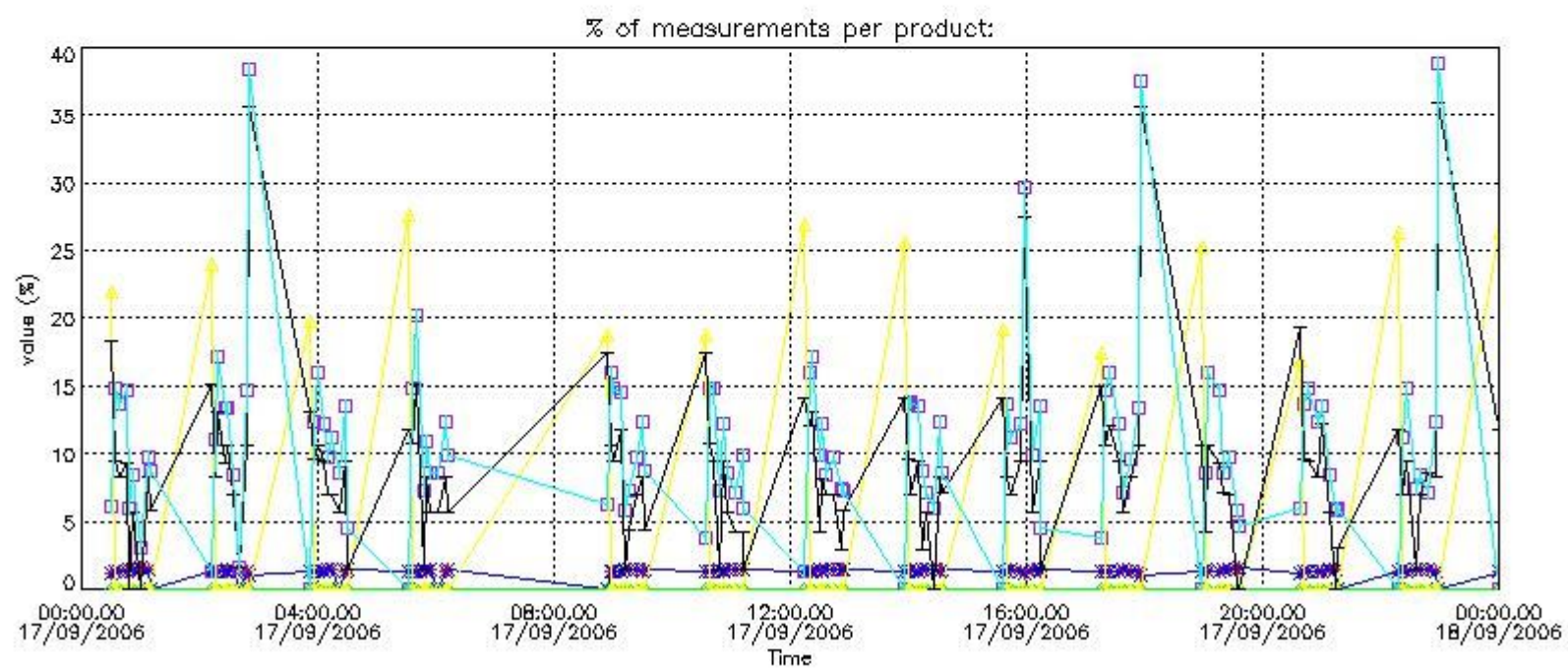
In this section it is plotted some information contained in the Quality Summary data set of the level 2 products that comes from the level 1b processing. Products without errors (error flag in the MPH set to "0") are used.

##### 4.1 Plot quality information per product (time dependant) coming from level 1b processing

##### 4.1.1 Plot level 1 quality information per product (time dependant): ENVISAT ASCENDING passes



4.1.2 Plot level 1 quality information per product (time dependant): ENVI SAT DESCENDING passes

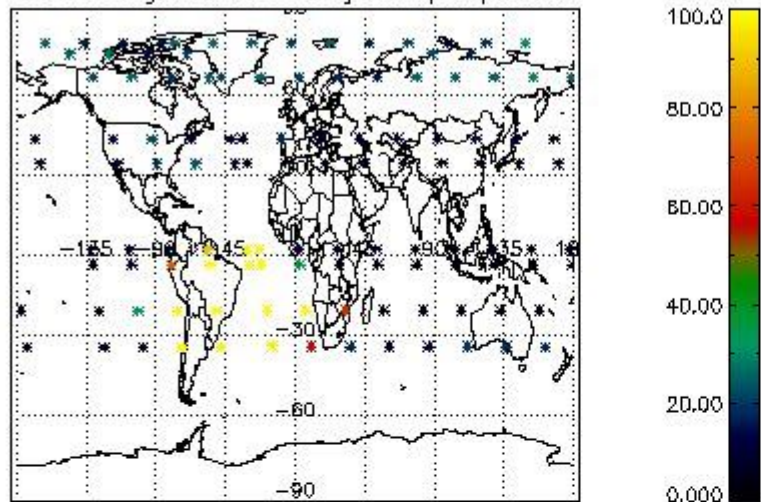


#### 4.2 Plot quality information per product coming from level 1b processing (world map)

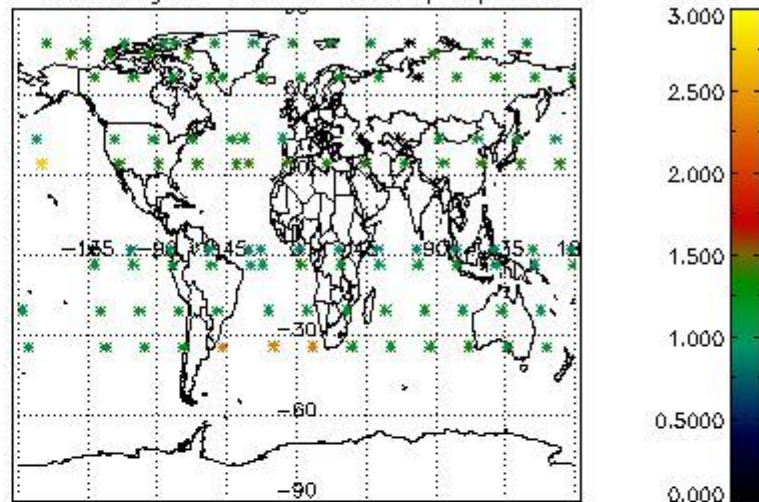
##### 4.2.1 Plot level 1 quality information per product (world map): ENVISAT ASCENDING passes



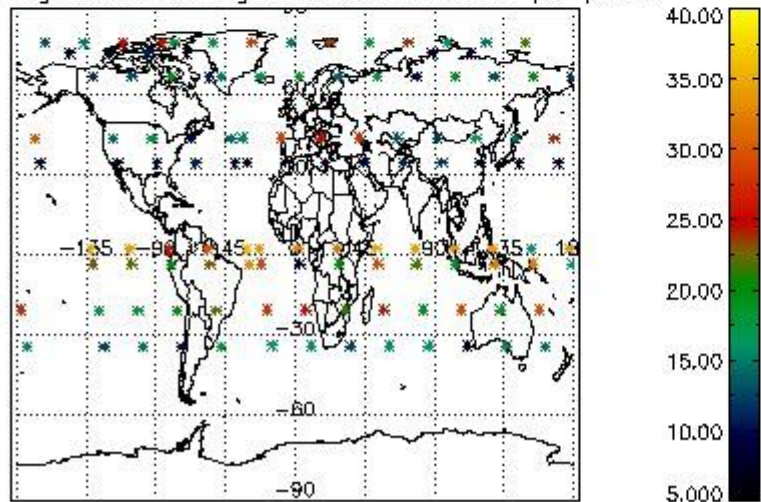
Percentage of cosmic ray hits per profile



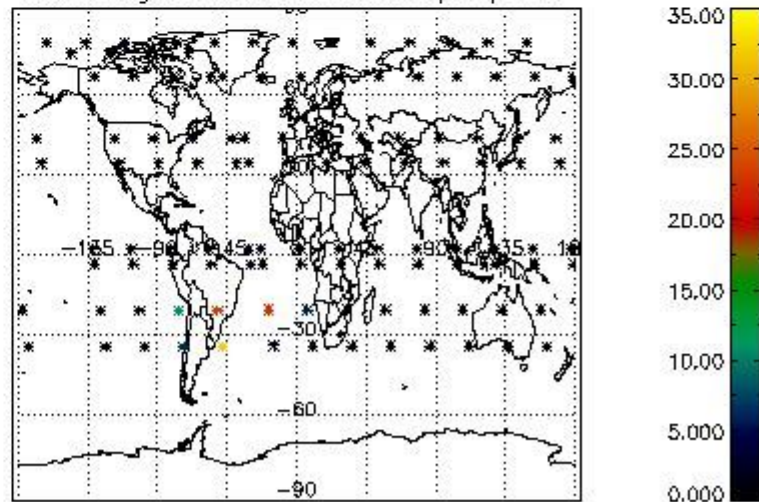
Percentage of datation errors per profile



Percentage of star falling outside central band per profile



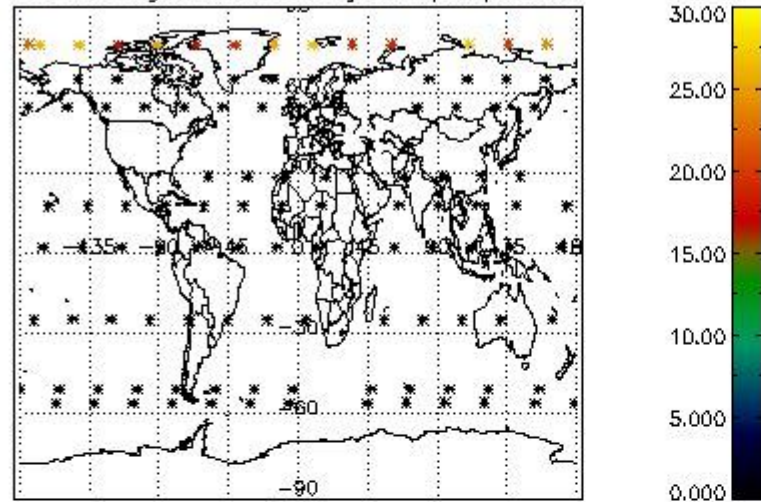
Percentage of saturation errors per profile



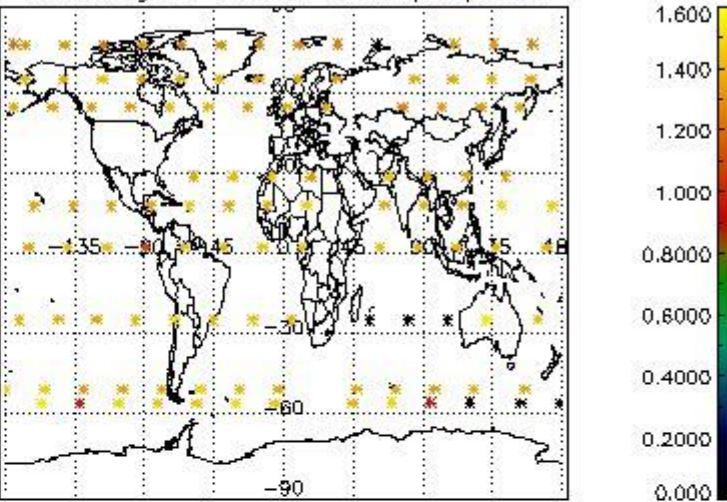
4.2.2 Plot level 1 quality information per product (world map): ENVISAT DESCENDING passes



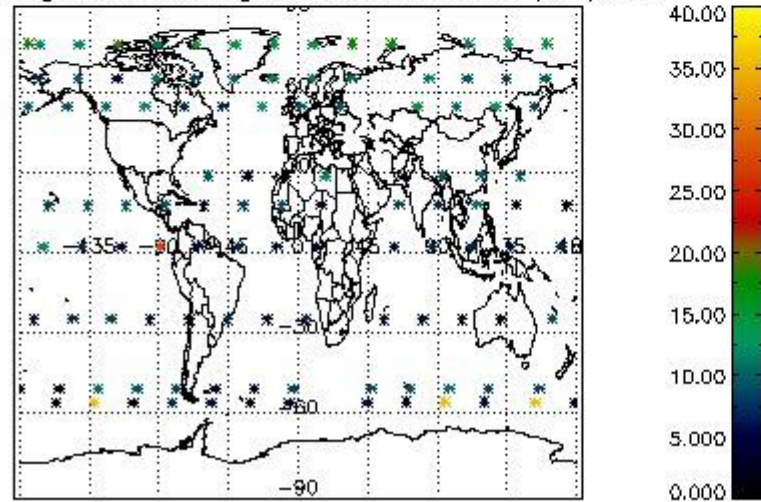
Percentage of cosmic ray hits per profile



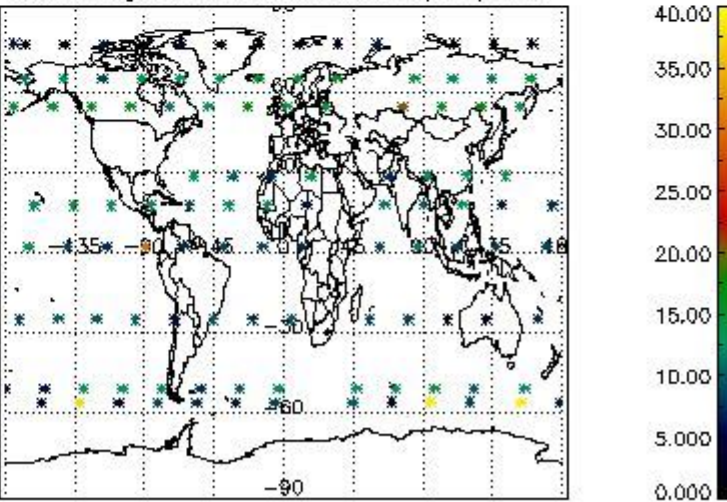
Percentage of datation errors per profile



Percentage of star falling outside central band per profile



Percentage of saturation errors per profile



## 5. Trace gas profiles

### 5.1 Ozone statistics based on quality of products

The final quality of the products can be "measured" using the STD (Standard Deviation) attached to every point profile. This information is written to the parameter GOM\_NL\_\_2P/NL\_LOCAL\_SPECIES\_DENSITY/o3\_std of the level 2 products. The table below shows the statistics for given STD ranges.

The statistics are given with respect to the overall valid production:

- Products without fatal errors: GOM\_NL\_\_2P/MPH/PRODUCT\_ERR=0
- Valid point profile: GOM\_NL\_\_2P/NL\_LOCAL\_SPECIES\_DENSITY/pcd(0)=0

The 'Criteria' is applied to valid points of dark limb products:

- Products in dark limb illumination condition: GOM\_NL\_\_2P/NL\_SUMMARY\_QUALITY/obs\_ill\_cond=0
- Products without fatal errors: GOM\_NL\_\_2P/MPH/PRODUCT\_ERR=0
- Valid point profile: GOM\_NL\_\_2P/NL\_LOCAL\_SPECIES\_DENSITY/pcd(0)=0

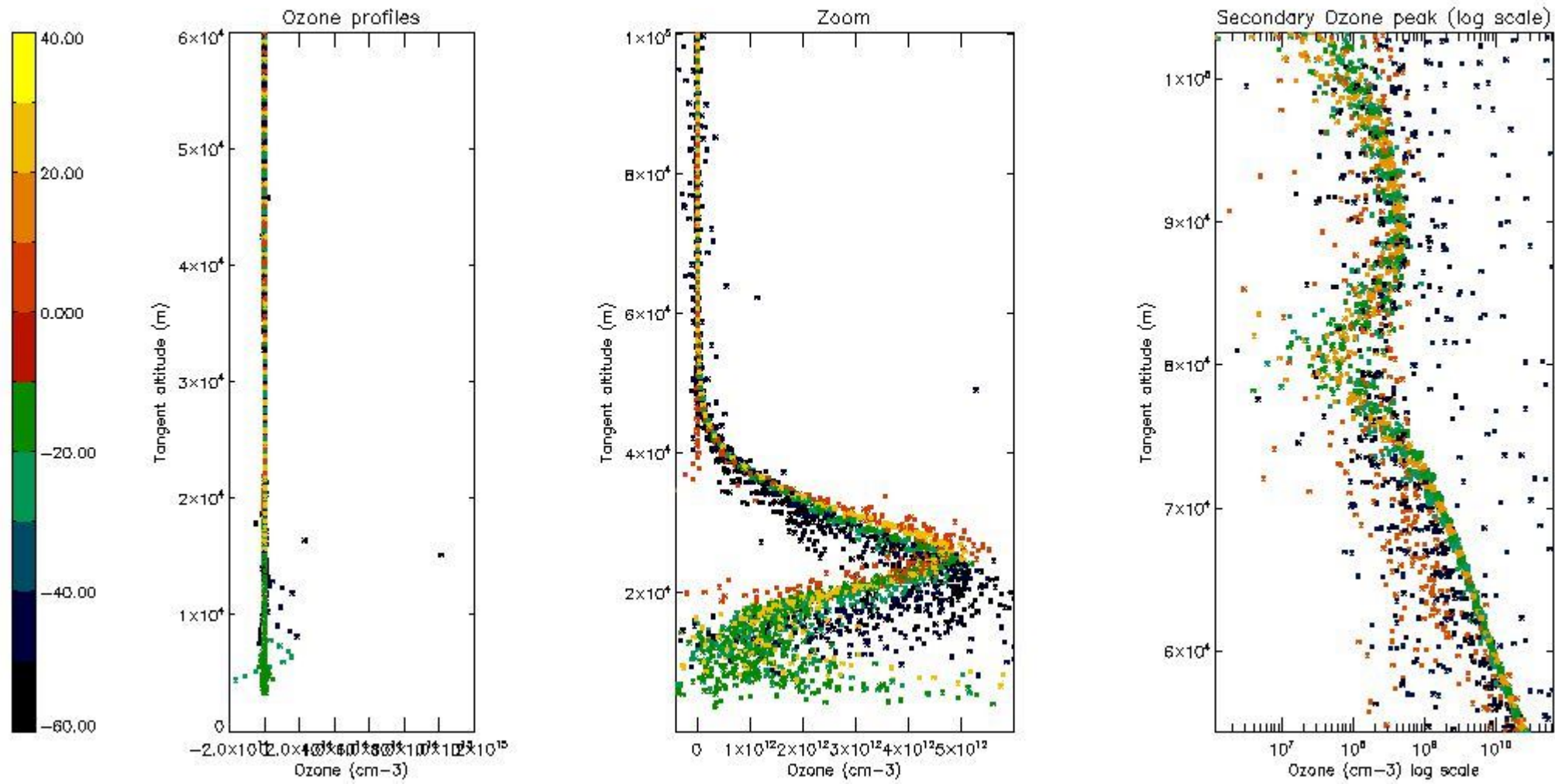
So, the table below shows the percentage of dark limb and valid observations for each criteria with respect to the overall valid daily observations.

Criteria	% of total production
All STD	41
STD < 20	21

STD < 10	15
STD < 5	9

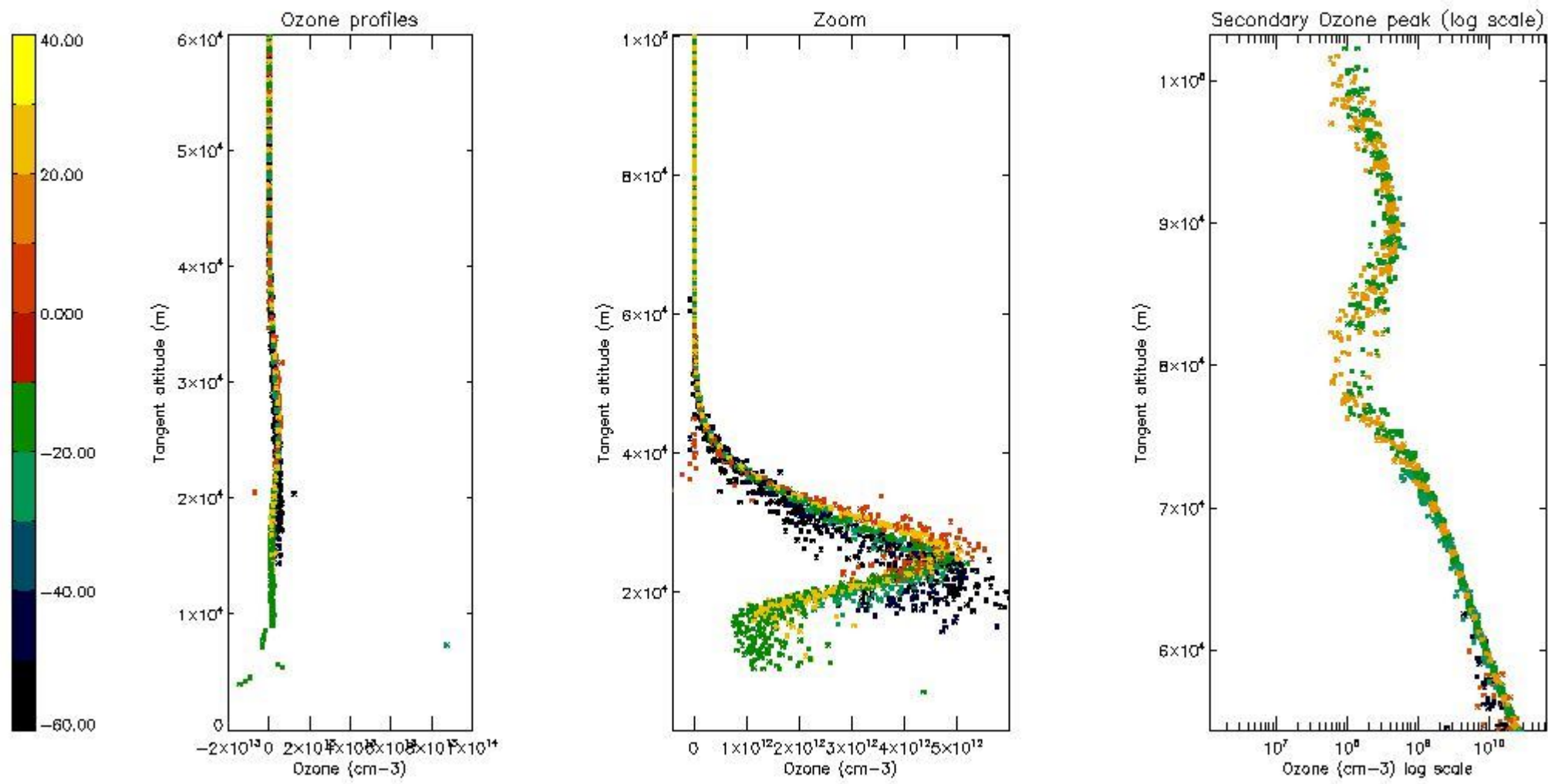
5.2 Plot ozone profiles for all STD (dark without errors)

The colorbar represents the latitude.



5.3 Plot ozone profiles where STD < 20% (dark without errors)

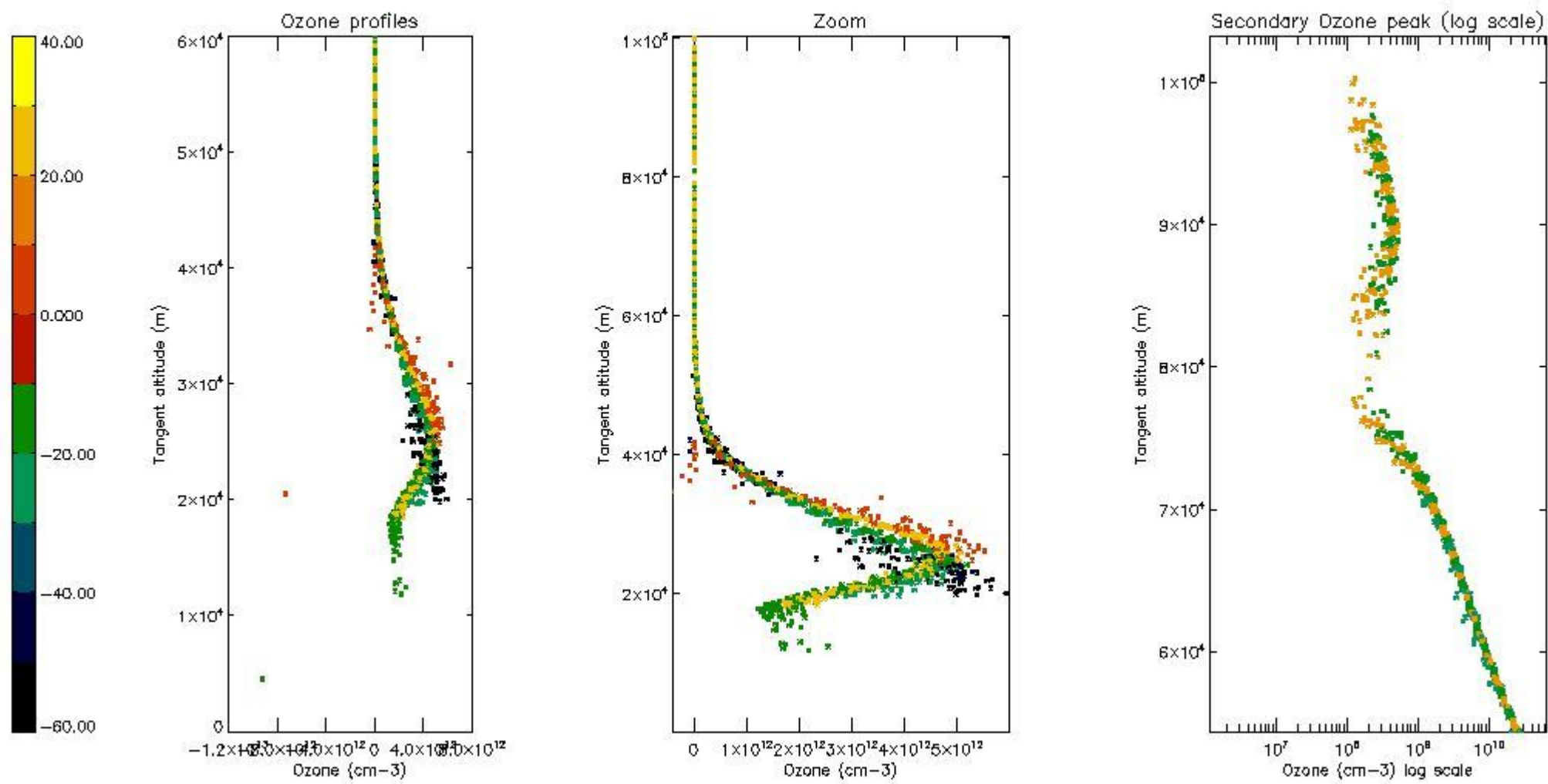
The colorbar represents the latitude.



5.4 Plot ozone profiles where  $STD < 10\%$  (dark without errors)

The colorbar represents the latitude.

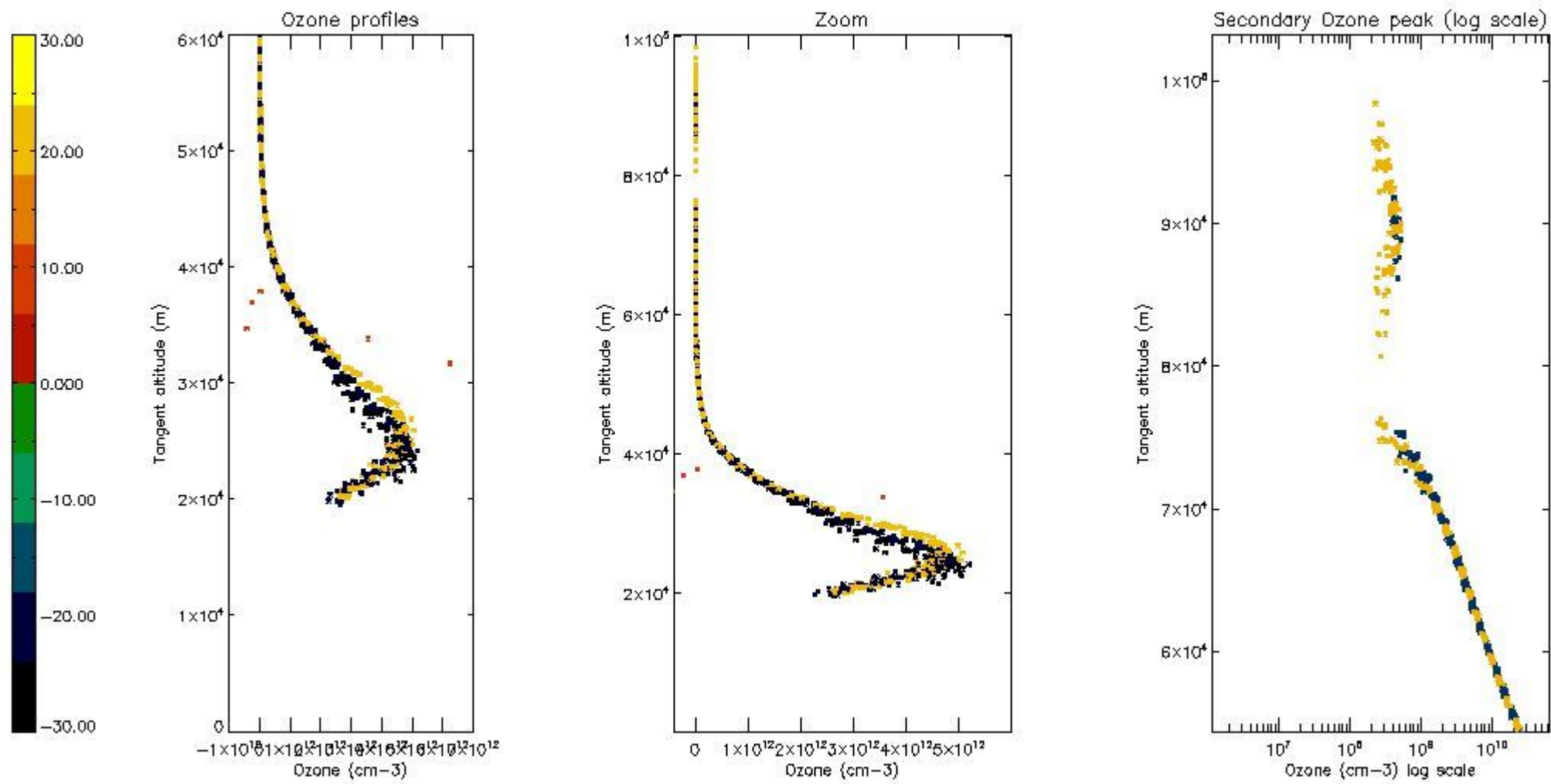




*5.5 Plot ozone profiles where  $STD < 5\%$  (dark without errors)*

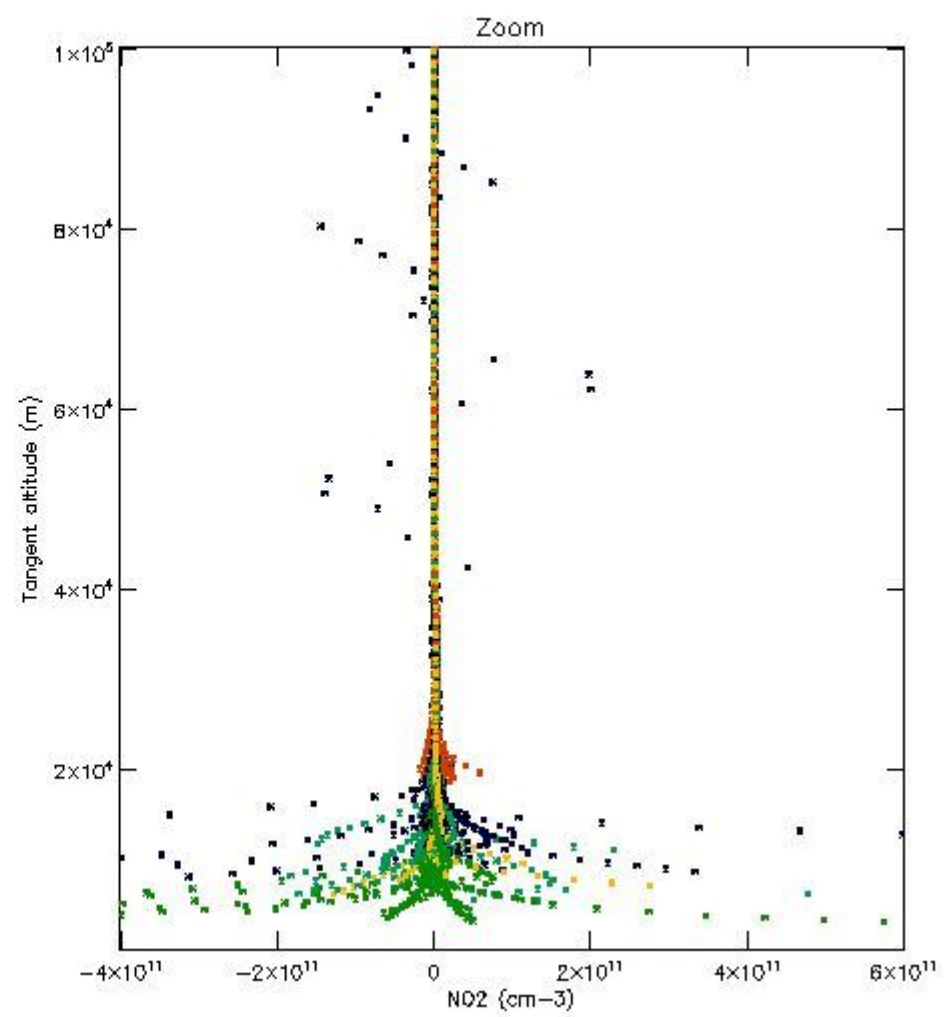
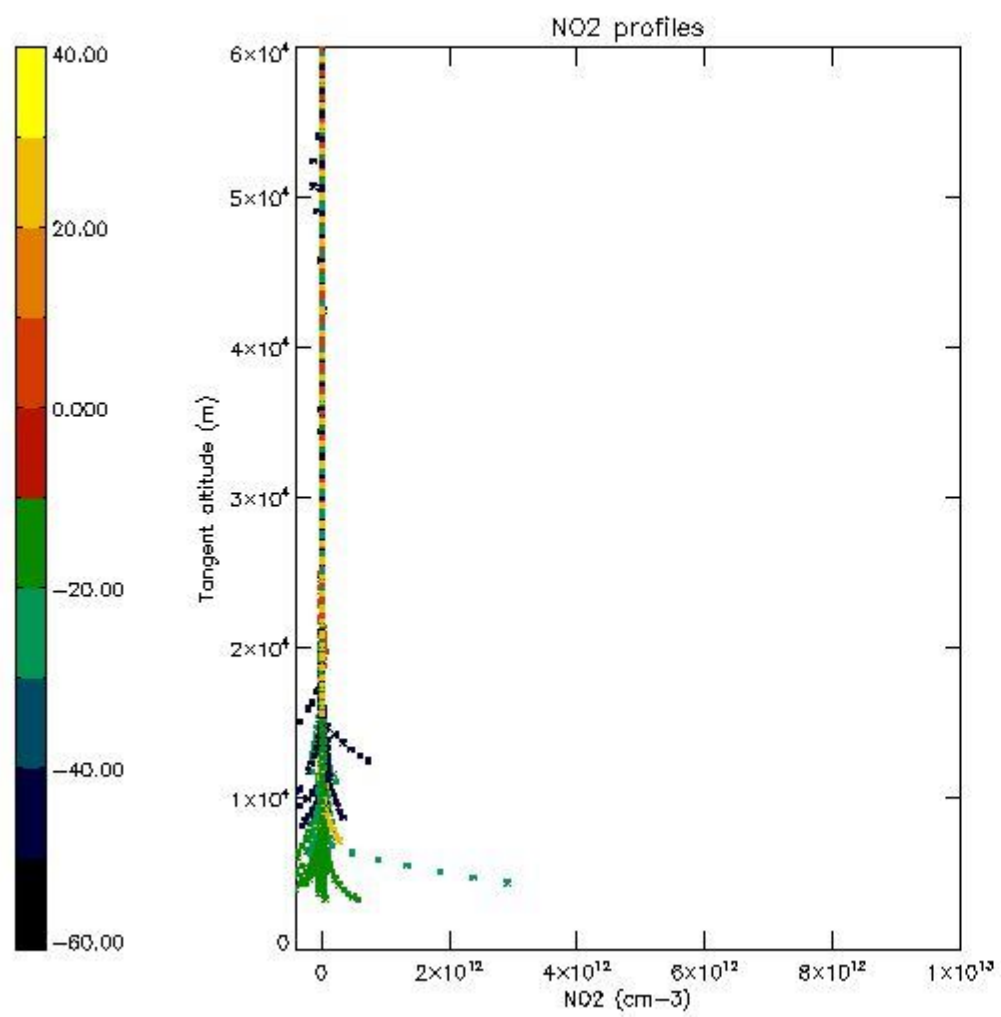
The colorbar represents the latitude.





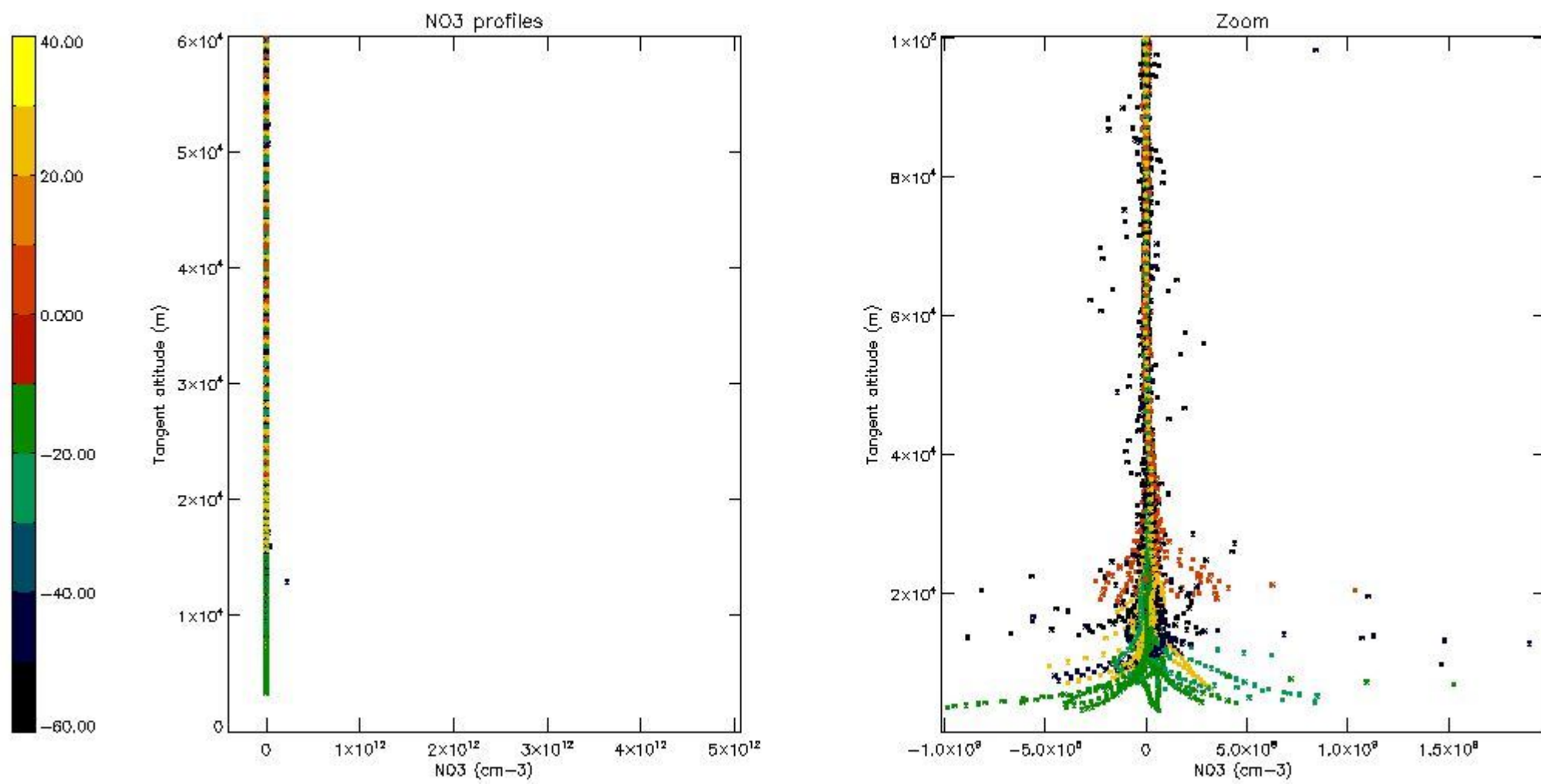
*5.6 Plot NO<sub>2</sub> profiles for all STD (dark without errors)*

The colorbar represents the latitude.



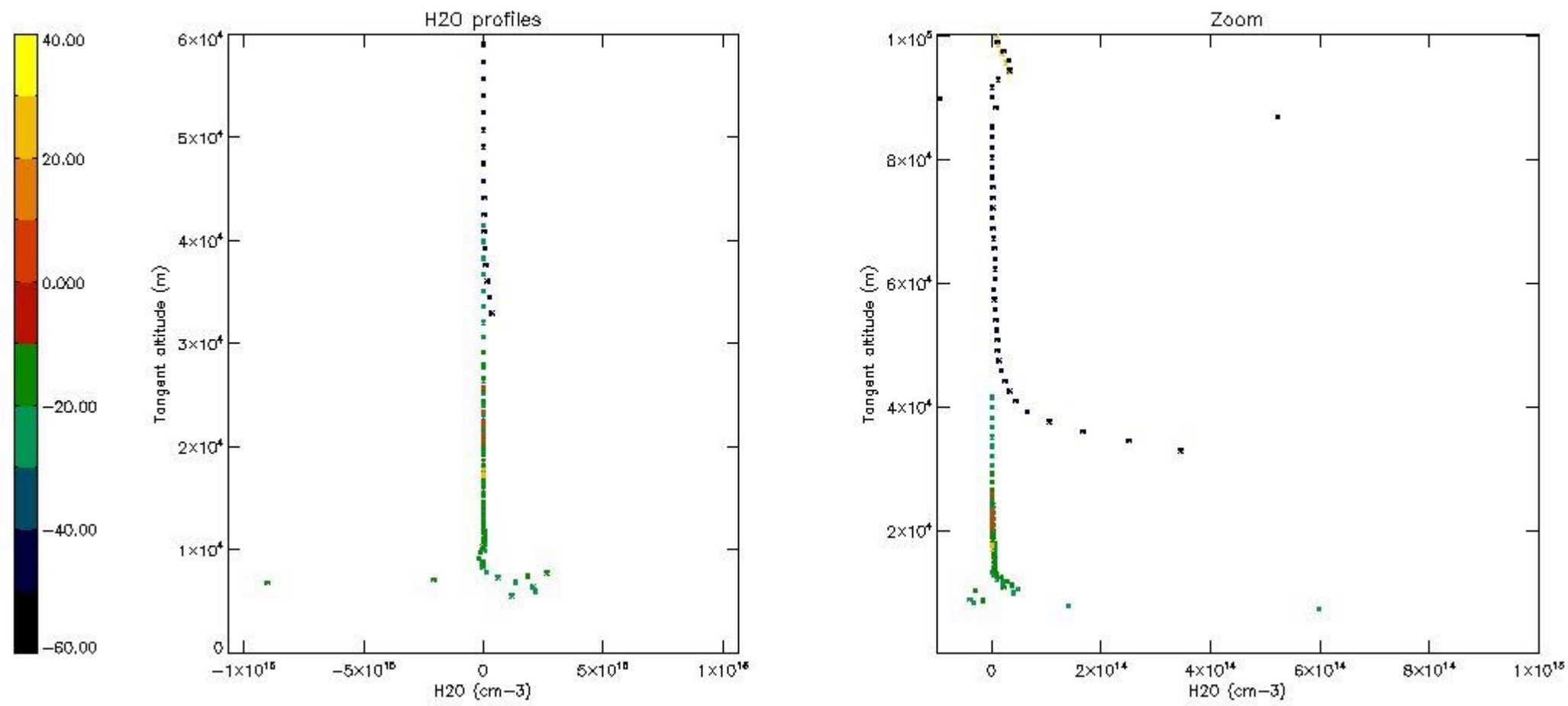
*5.7 Plot NO3 profiles for all STD (dark without errors)*

The colorbar represents the latitude.



*5.8 Plot H2O profiles for all STD (only for occultations of stars 1,2,3,4,13,14,16,26,63 dark without errors)*

The colorbar represents the latitude.

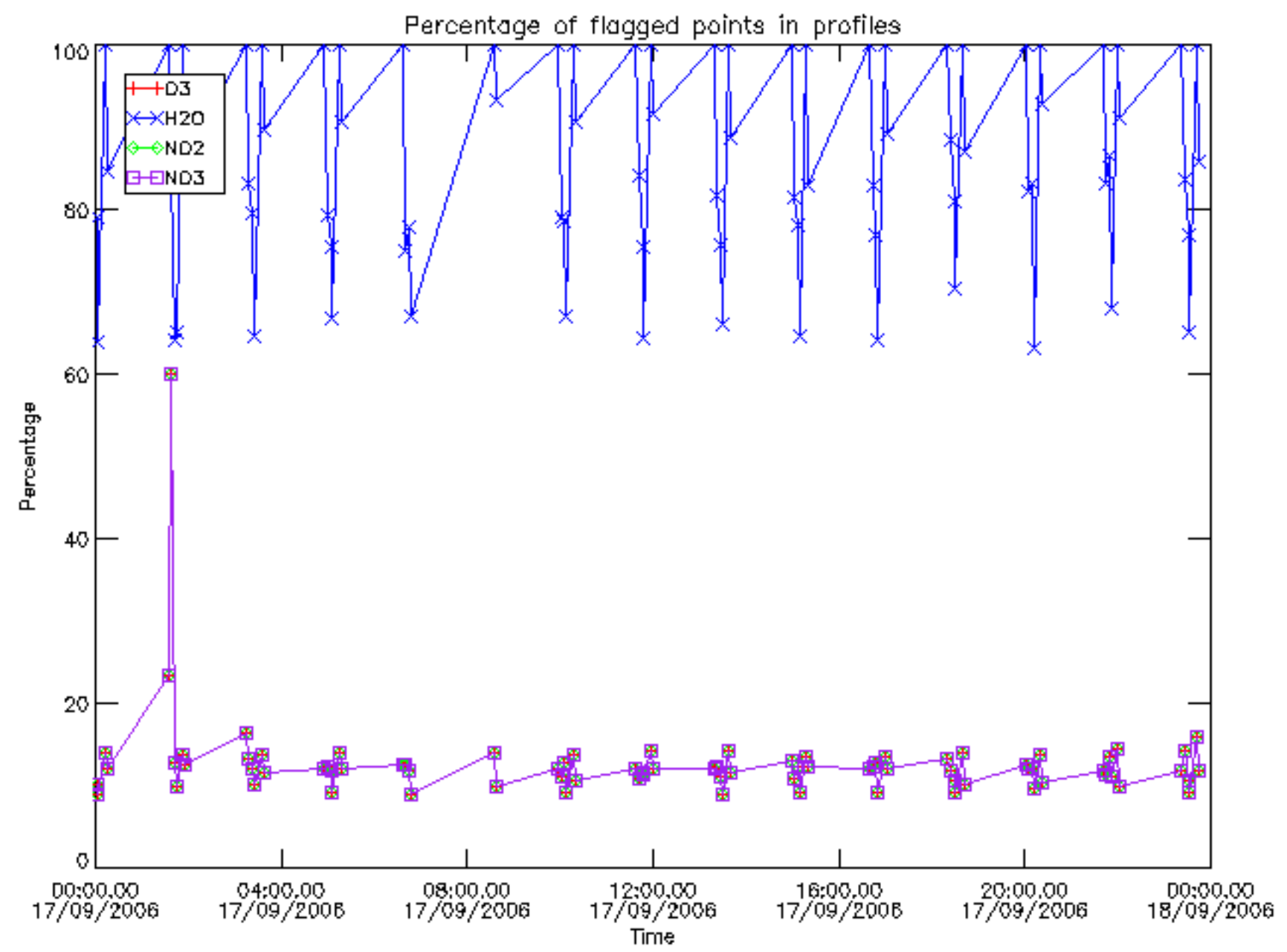


## 6. Auxiliary Data Files used for the production reported in section 2

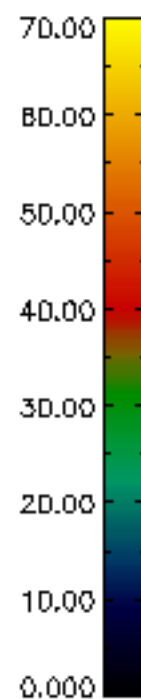
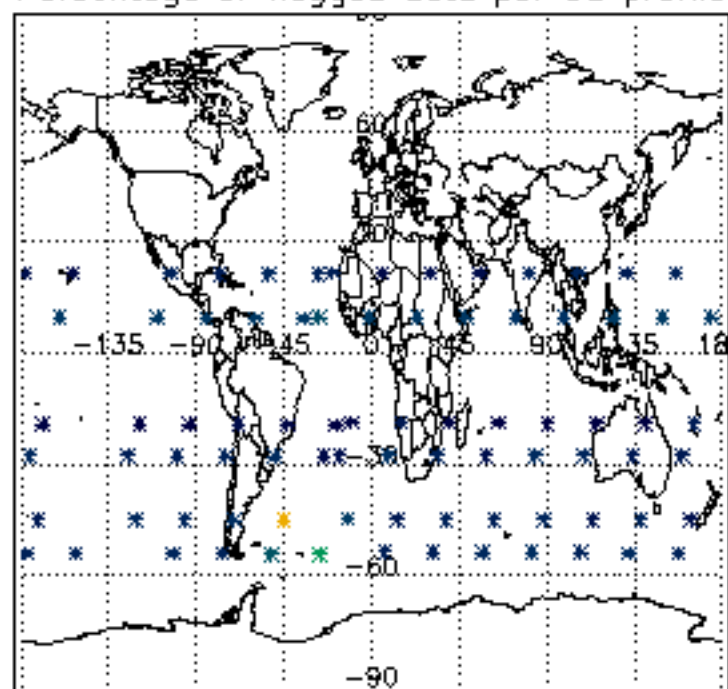
The number reported in the third column indicates since which file (see list in section 2) the corresponding auxiliary file has been used. The fourth column is the date of those product files.

Type	Auxiliary Filename	Used since product	Used since product date
INST_PHYS_CHARACTERISTICS	GOM_INS_AXVIEC20091111_143220_20030716_120000_20500101_000000	1	17-SEP-2006 00:02:09
LEVEL-2_PROC_CONFIG	GOM_PR2_AXVIEC20091111_152718_20020301_000000_20500101_000000	1	17-SEP-2006 00:02:09
CROSS_SECTIONS_FILE	GOM_CR2_AXVIEC20091111_154832_20020301_000000_20500101_000000	1	17-SEP-2006 00:02:09

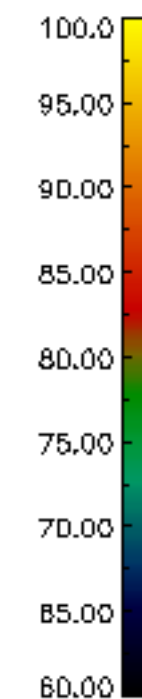
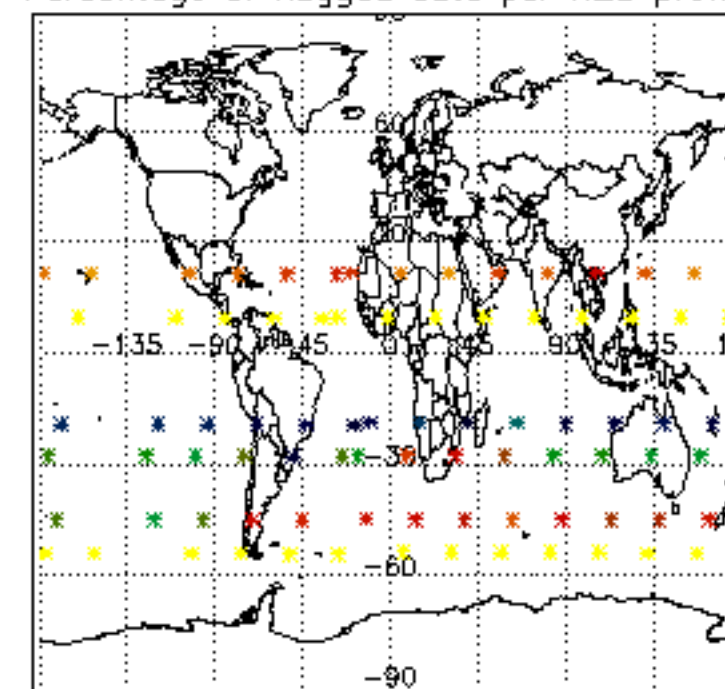




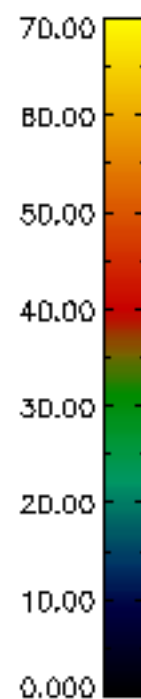
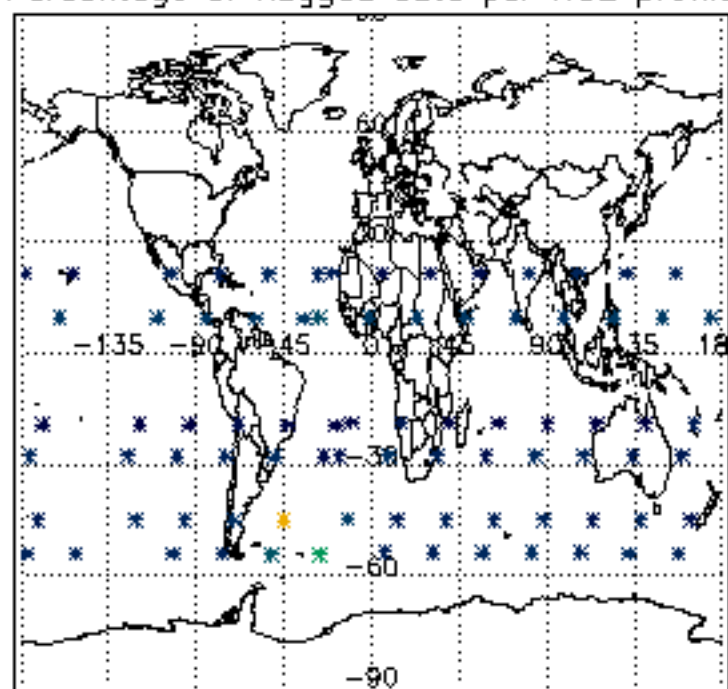
Percentage of flagged data per D3 profile



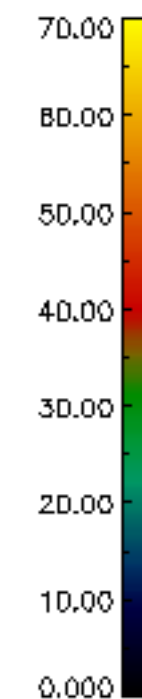
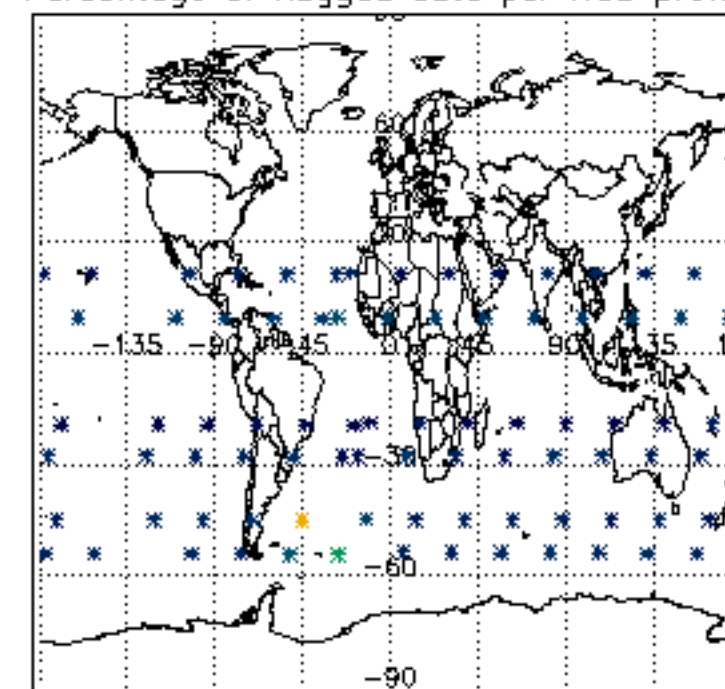
Percentage of flagged data per H2O profile

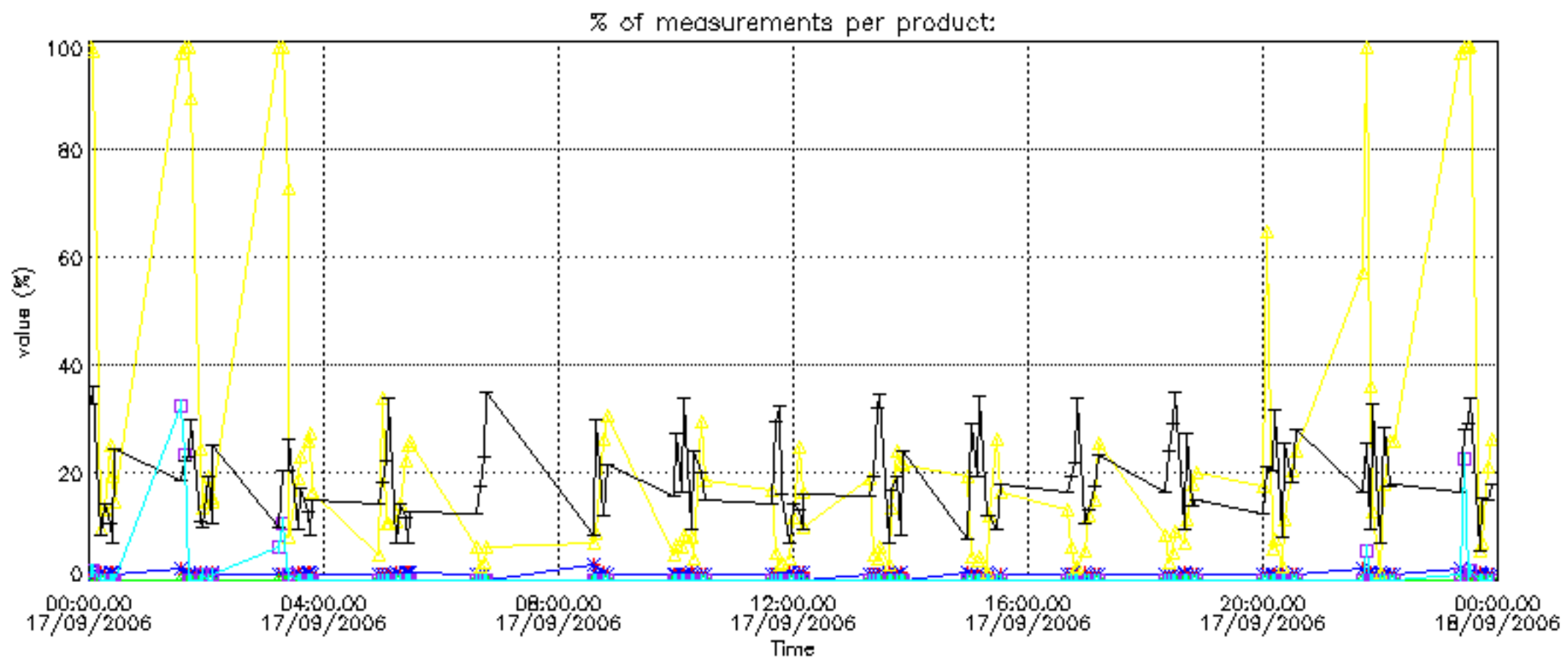


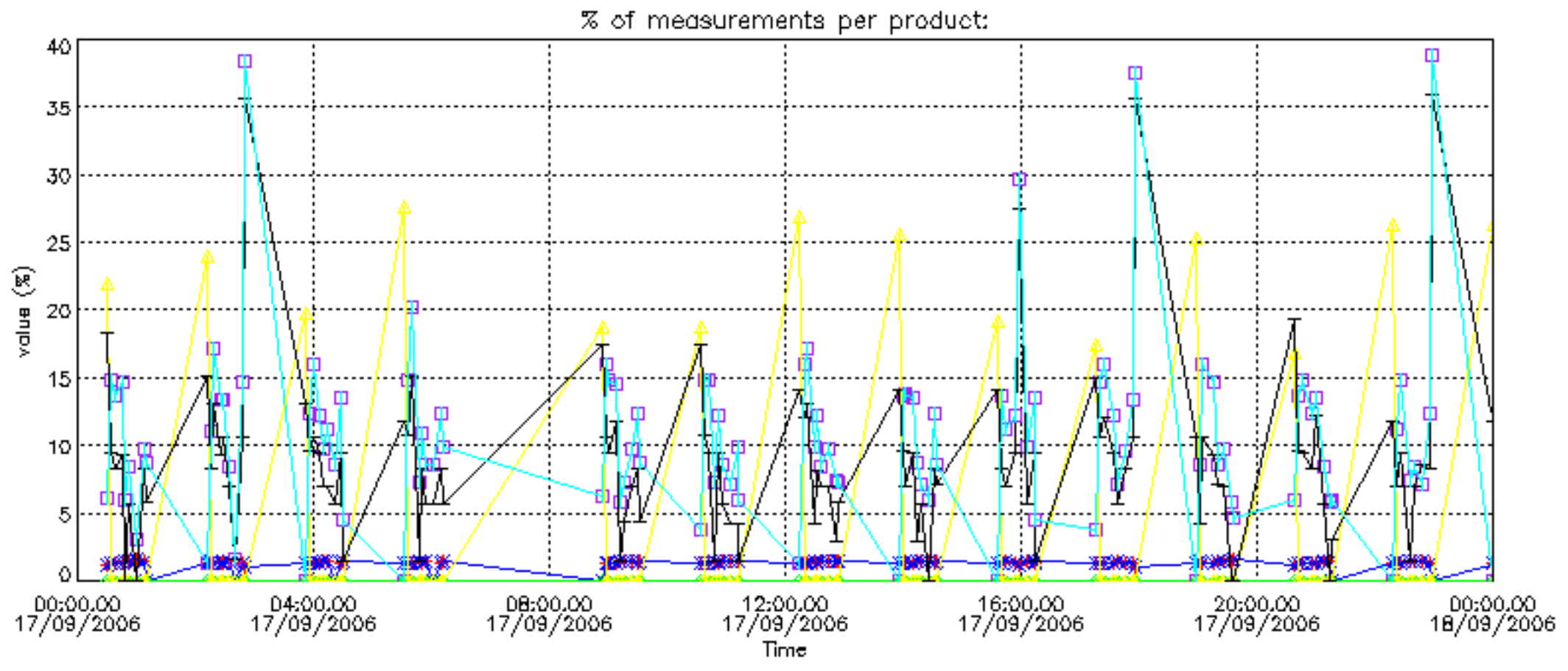
Percentage of flagged data per NO2 profile



Percentage of flagged data per NO3 profile

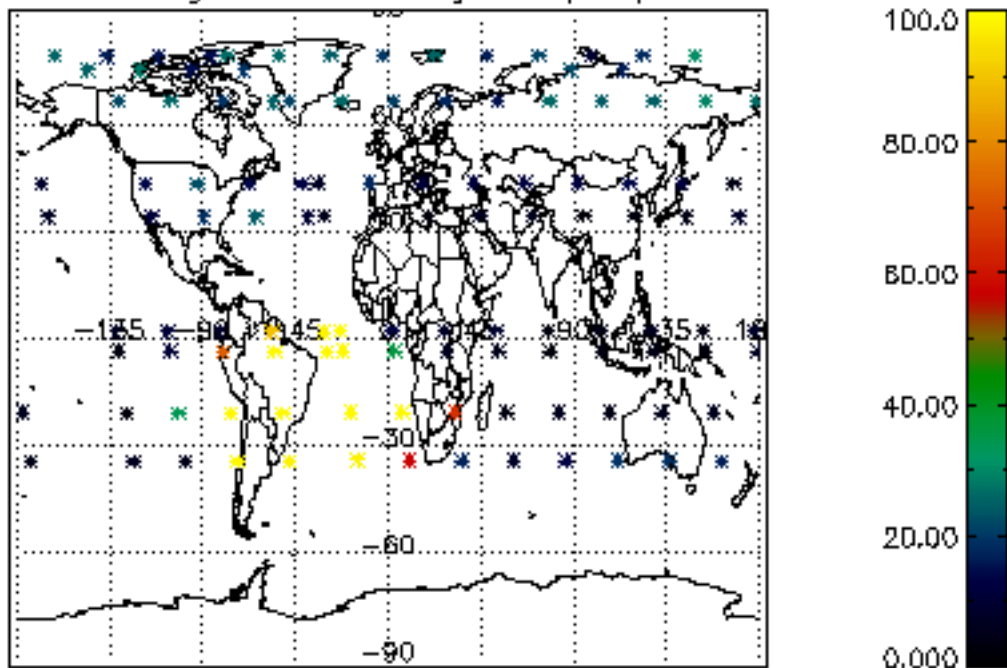




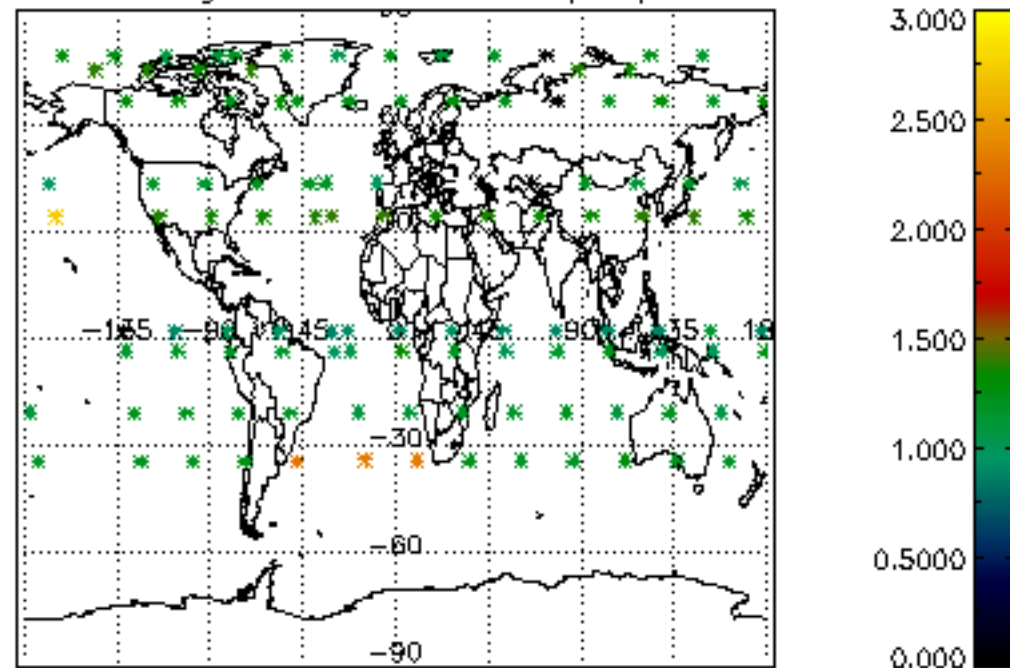




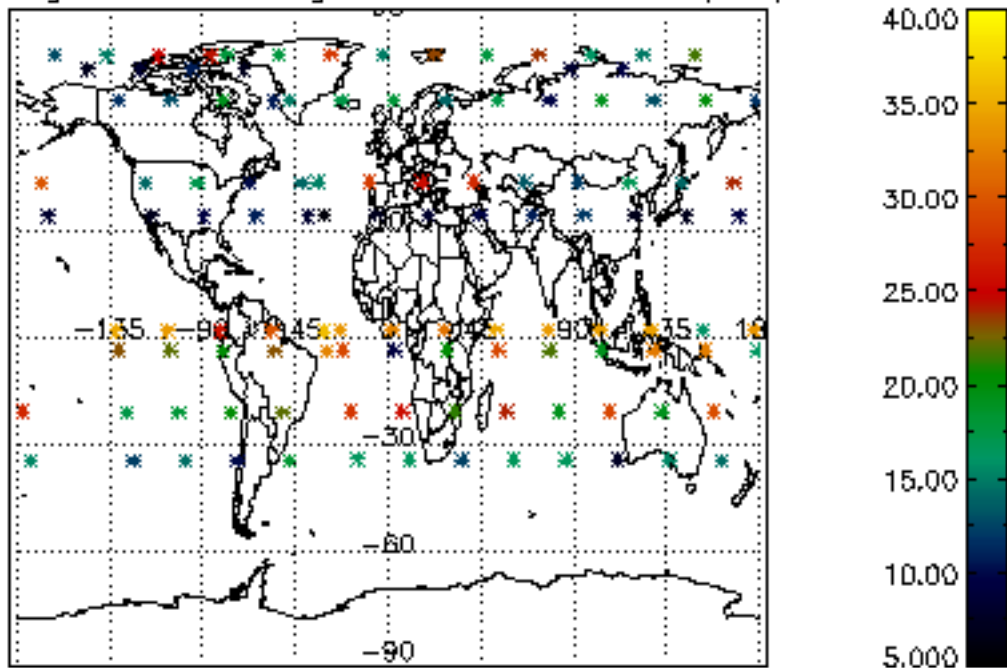
Percentage of cosmic ray hits per profile



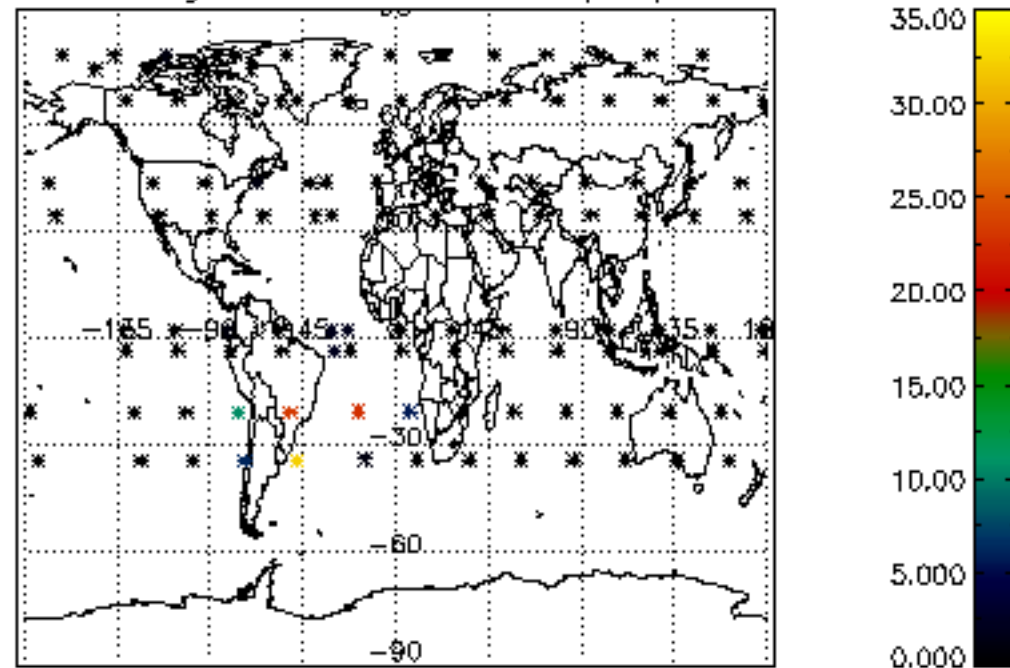
Percentage of datation errors per profile



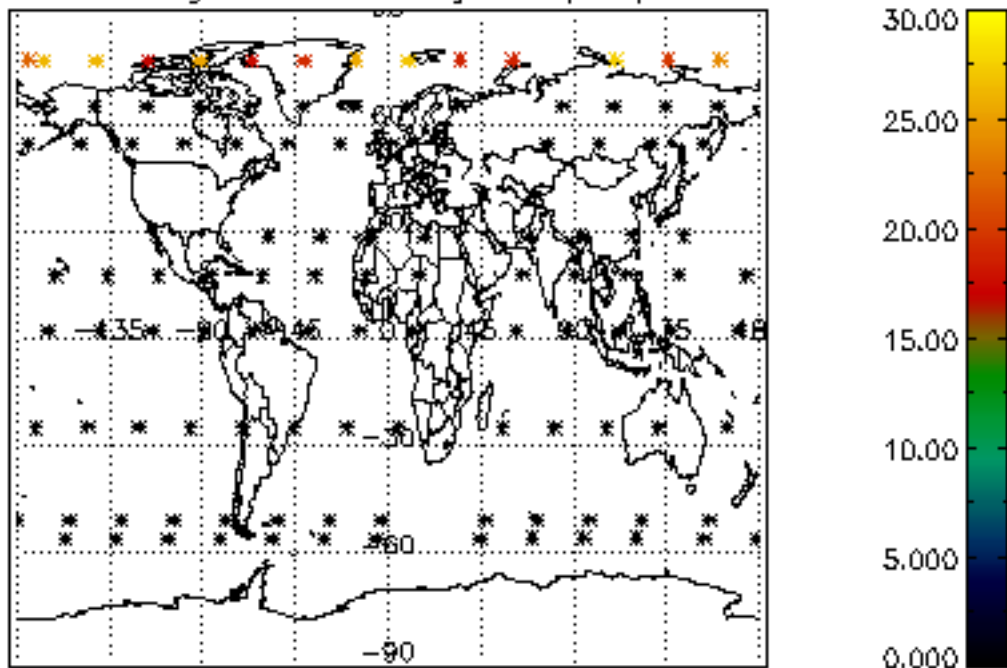
Percentage of star falling outside central band per profile



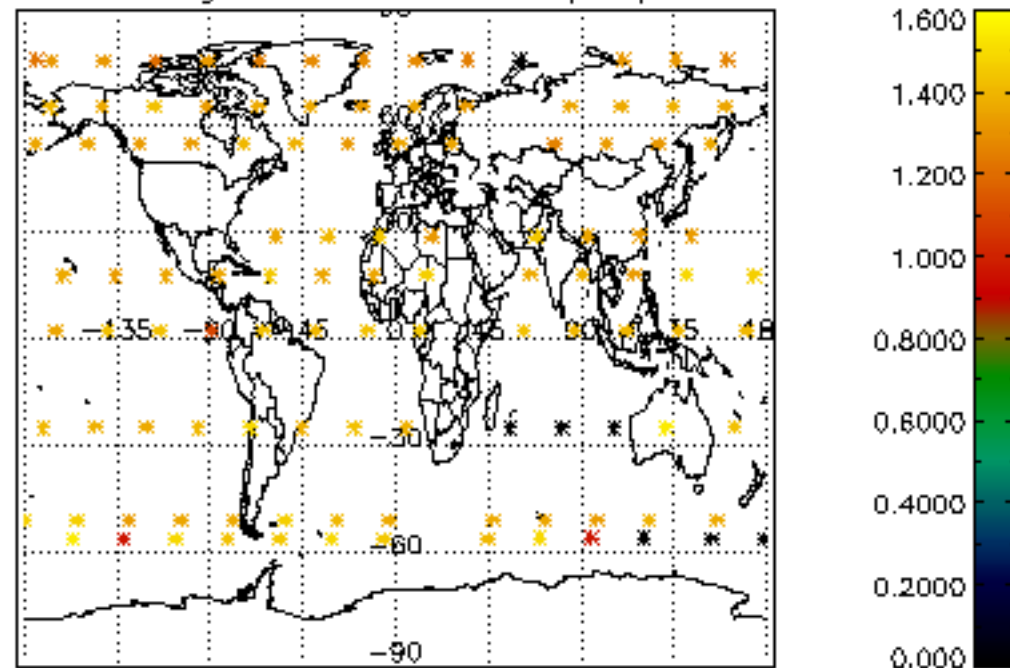
Percentage of saturation errors per profile



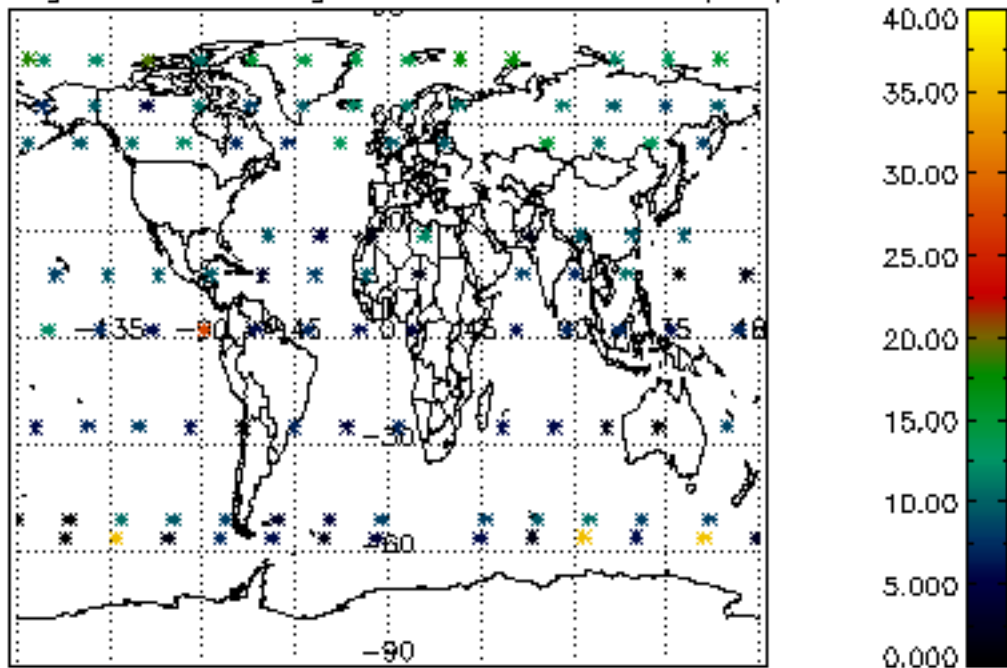
Percentage of cosmic ray hits per profile



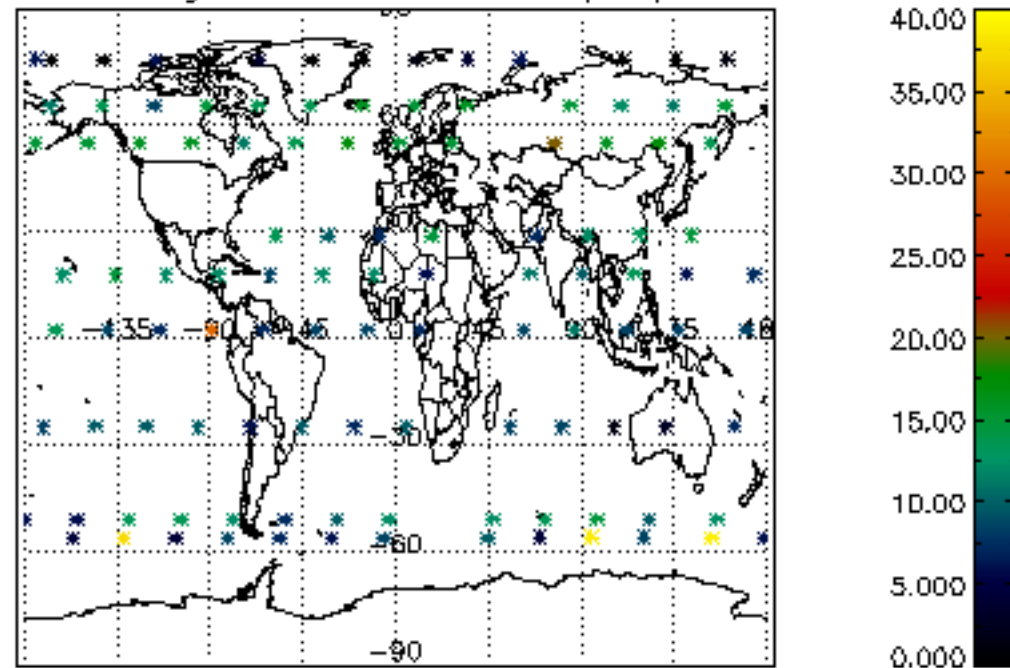
Percentage of datation errors per profile

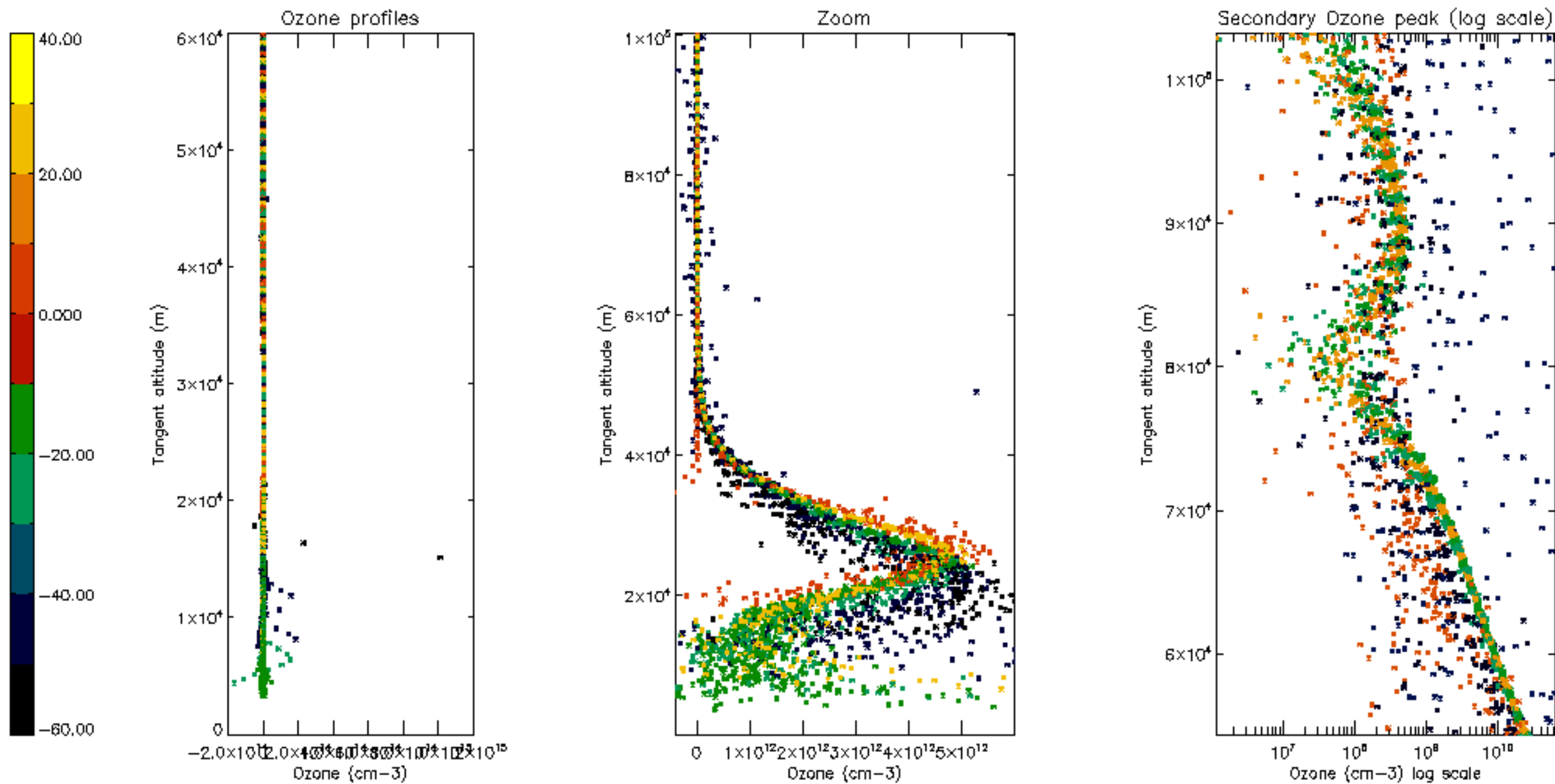


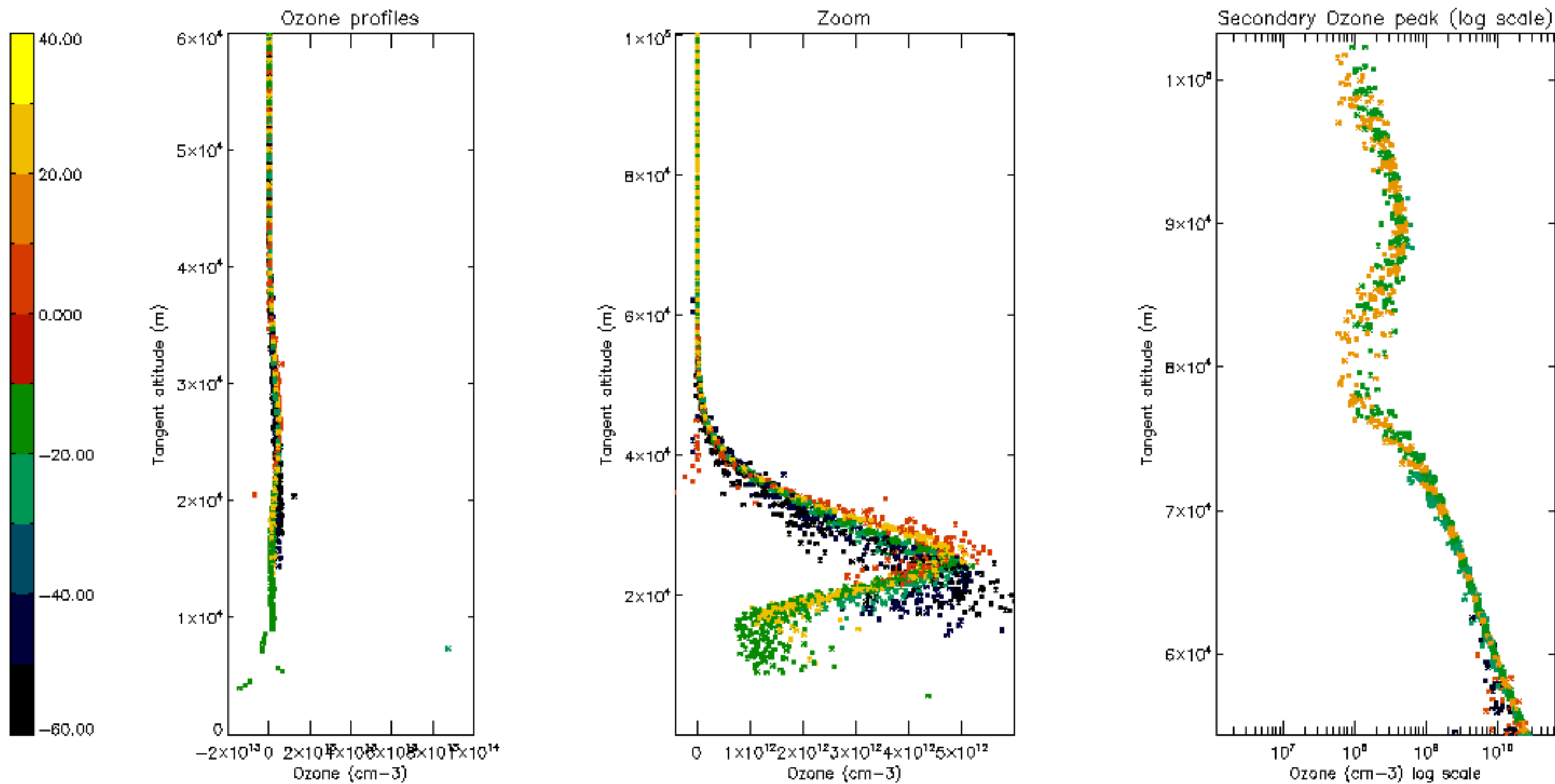
Percentage of star falling outside central band per profile



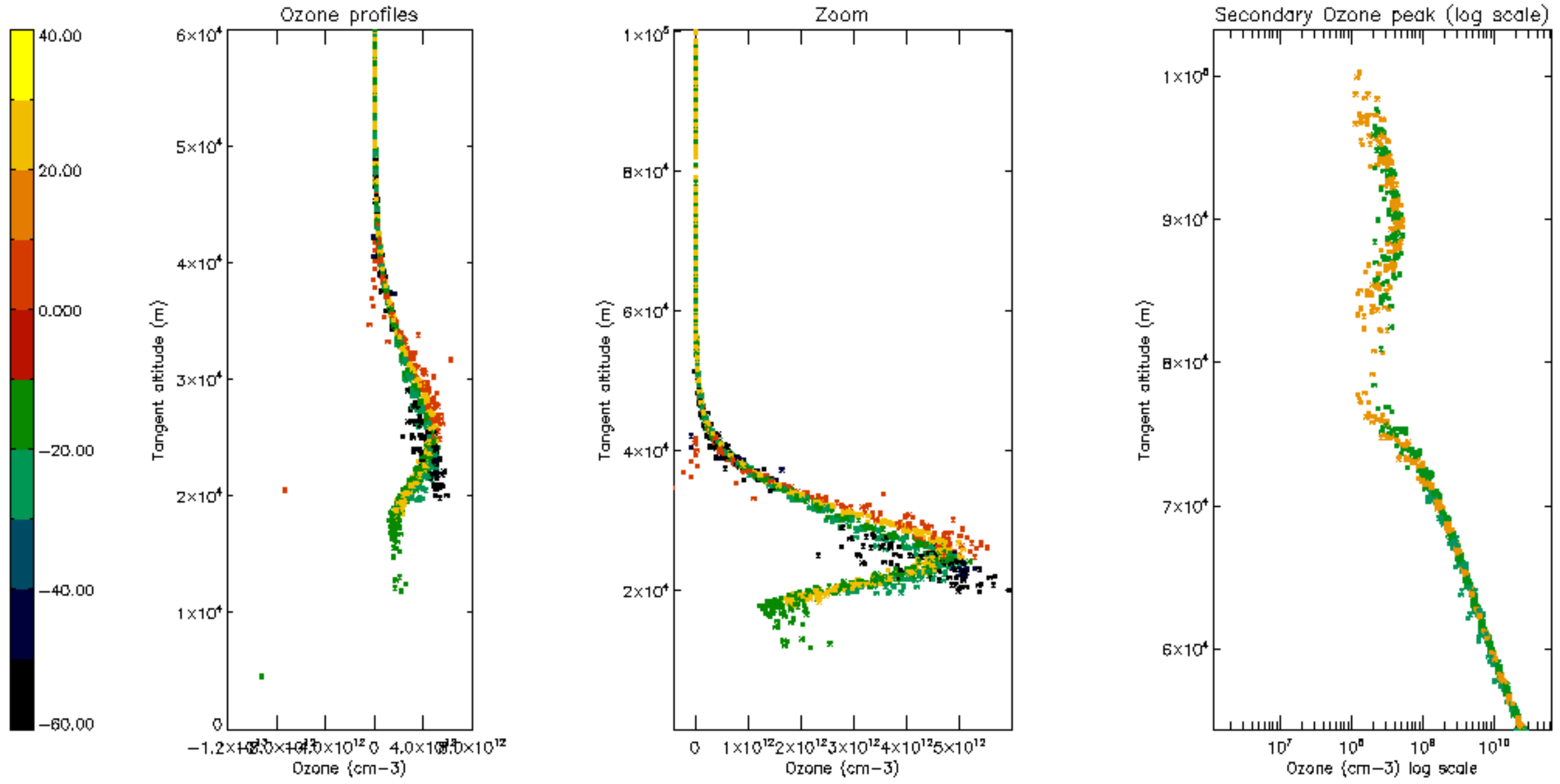
Percentage of saturation errors per profile

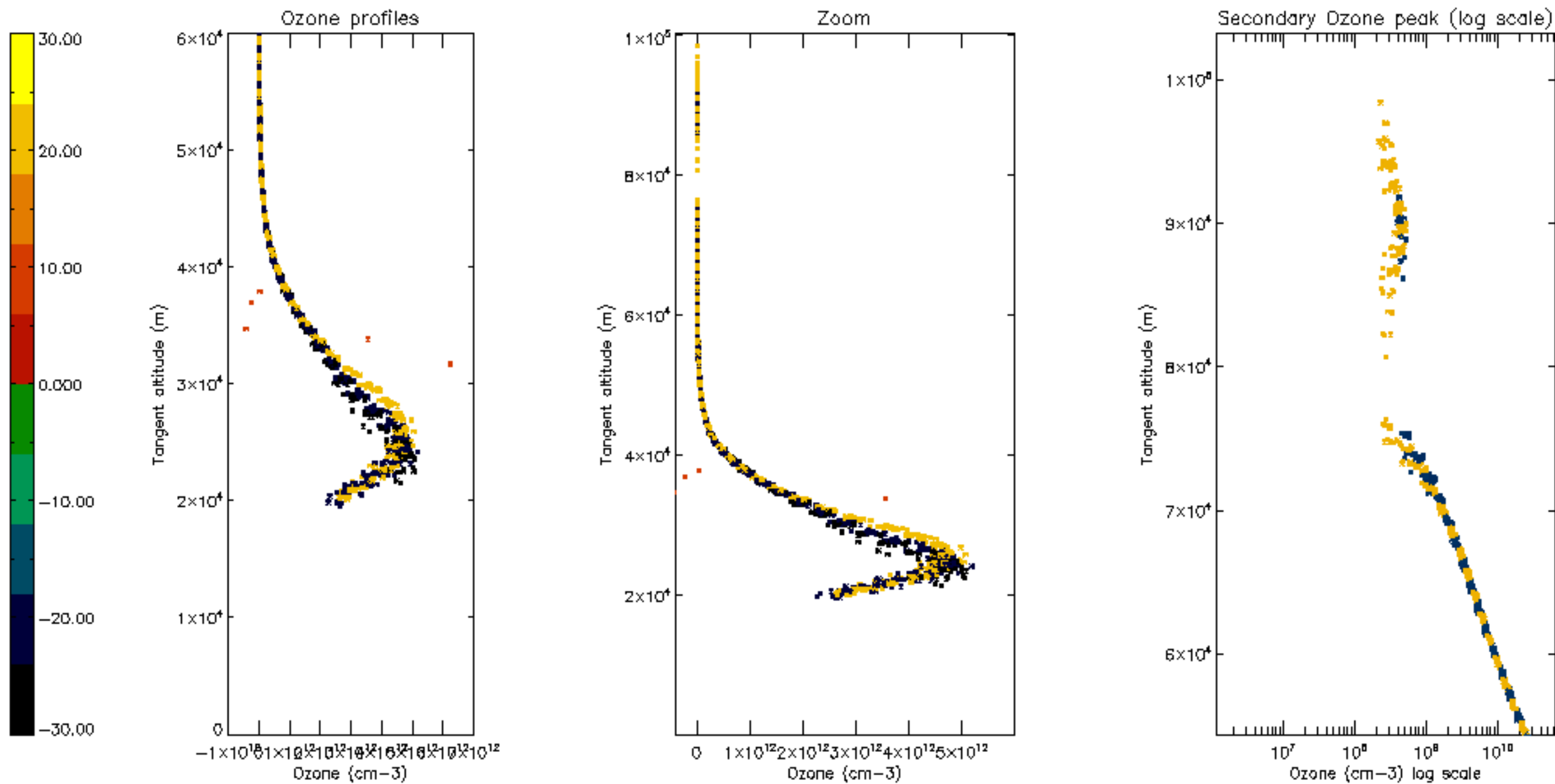


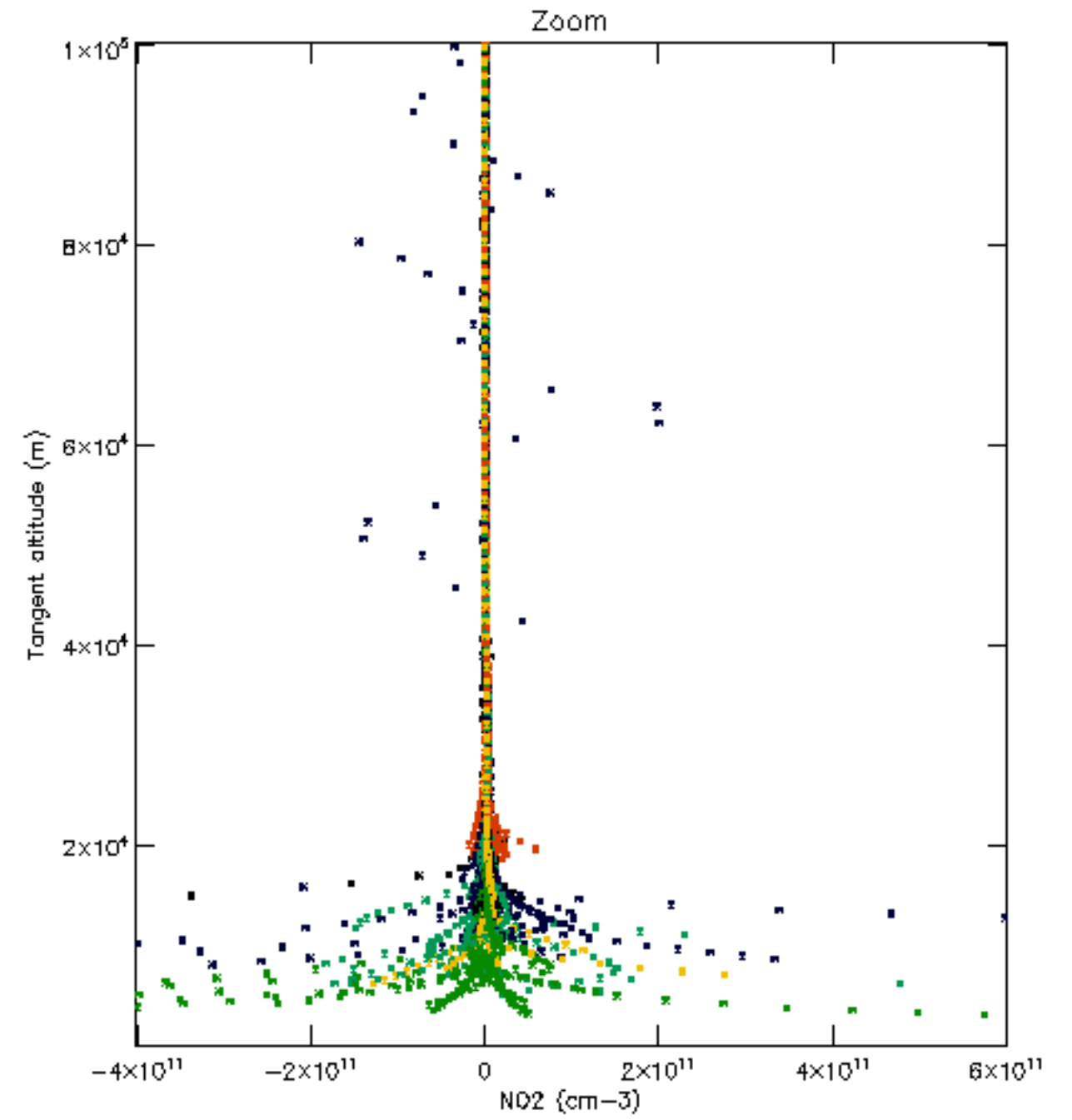
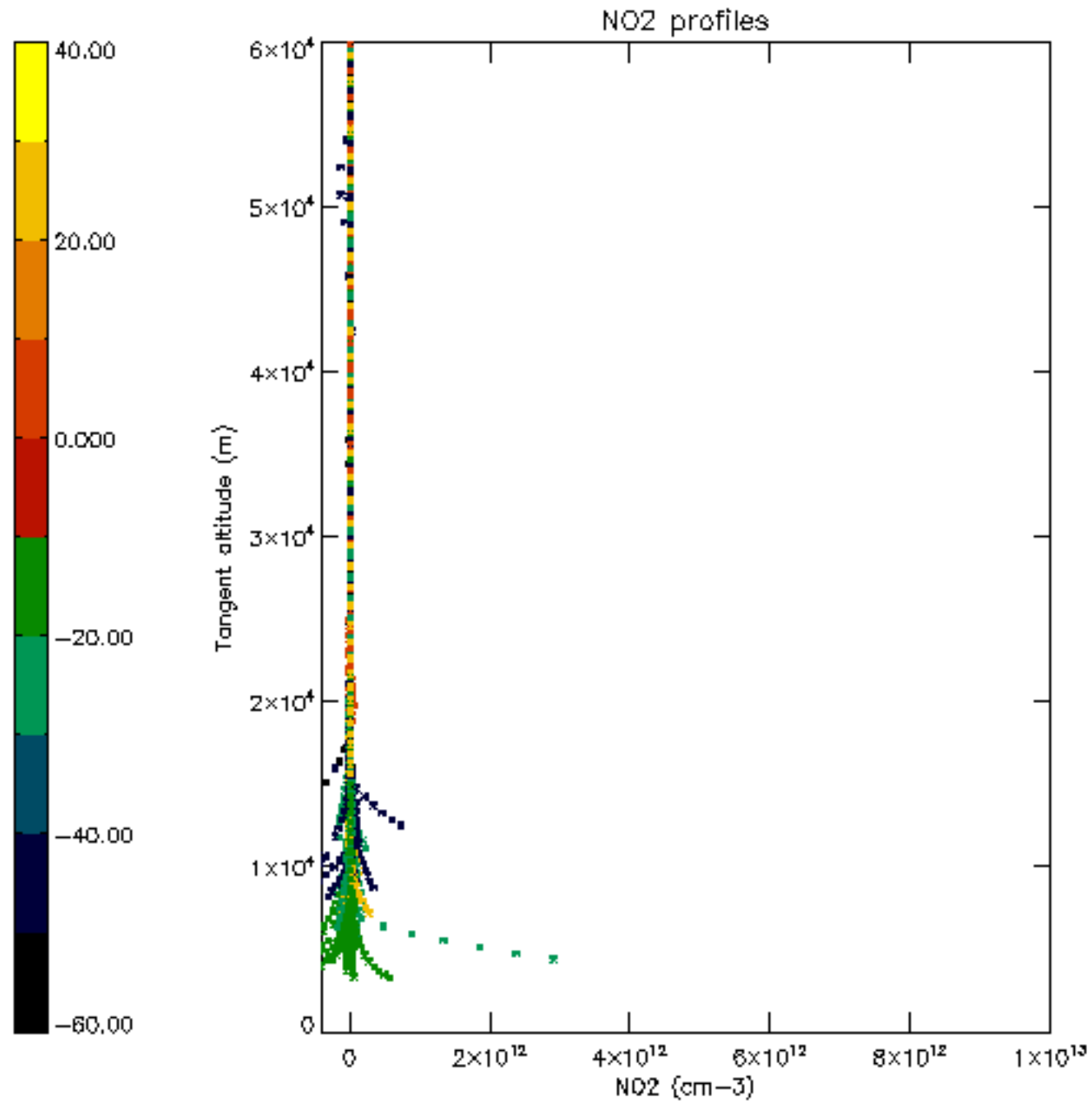


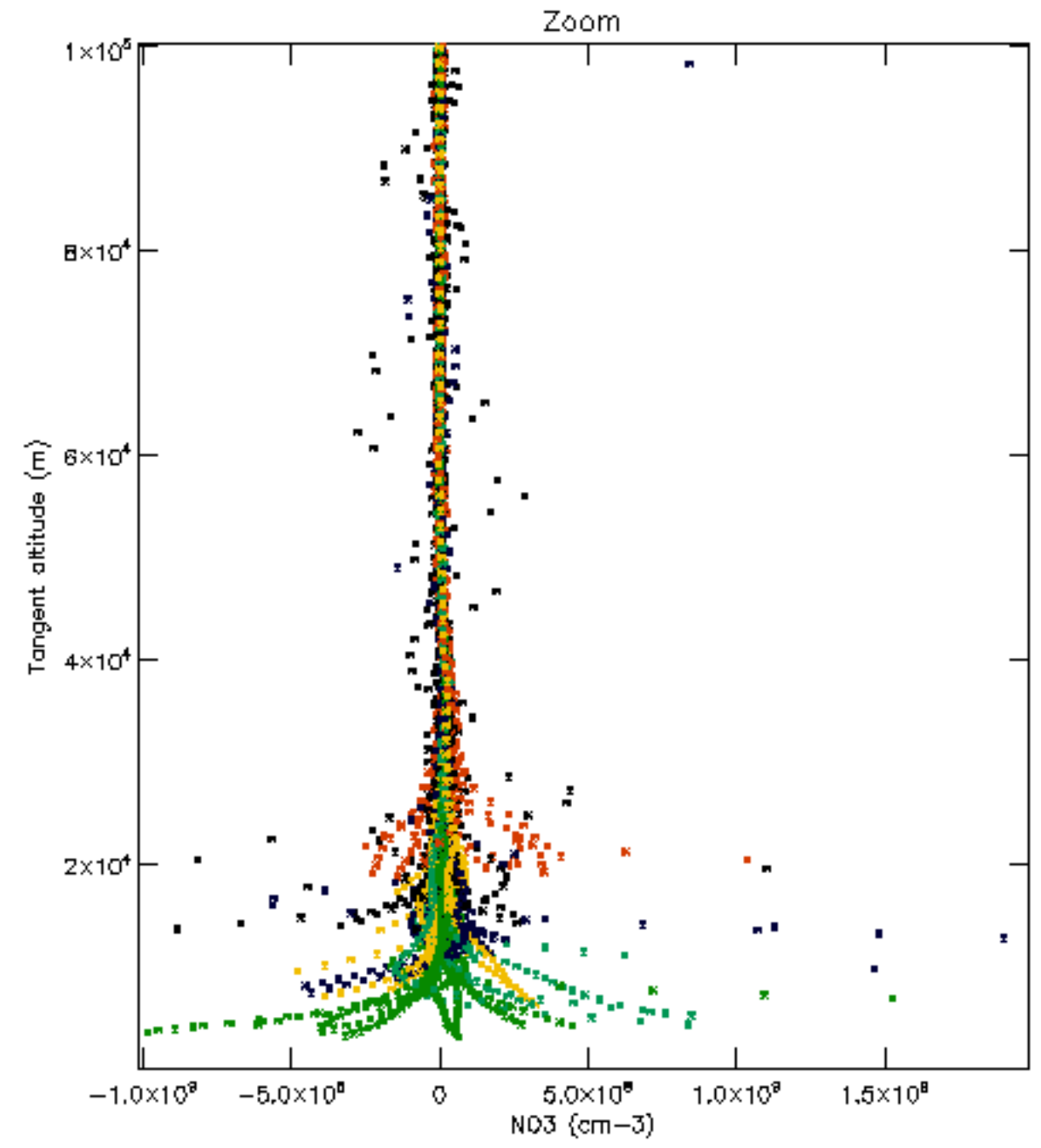
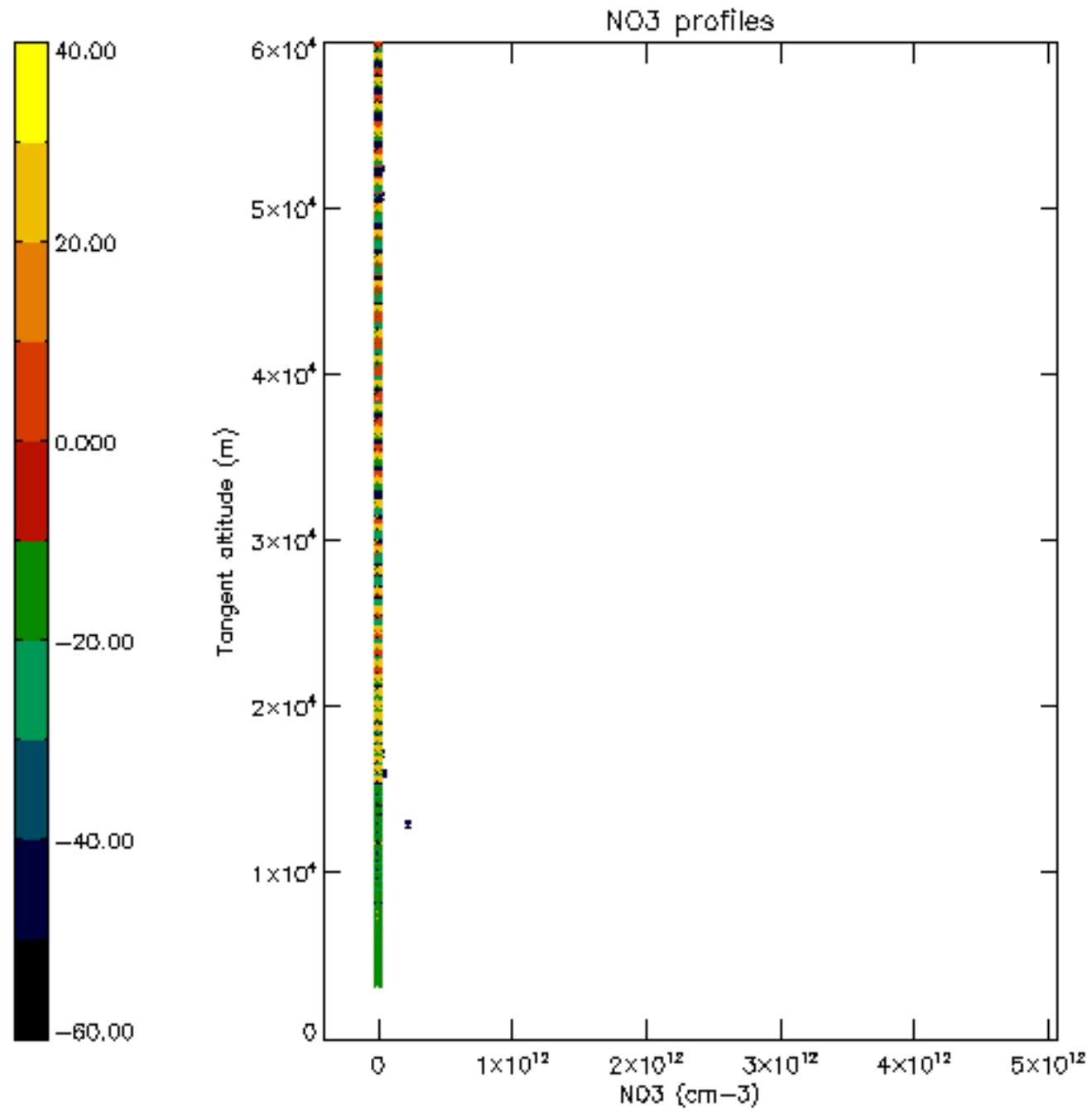




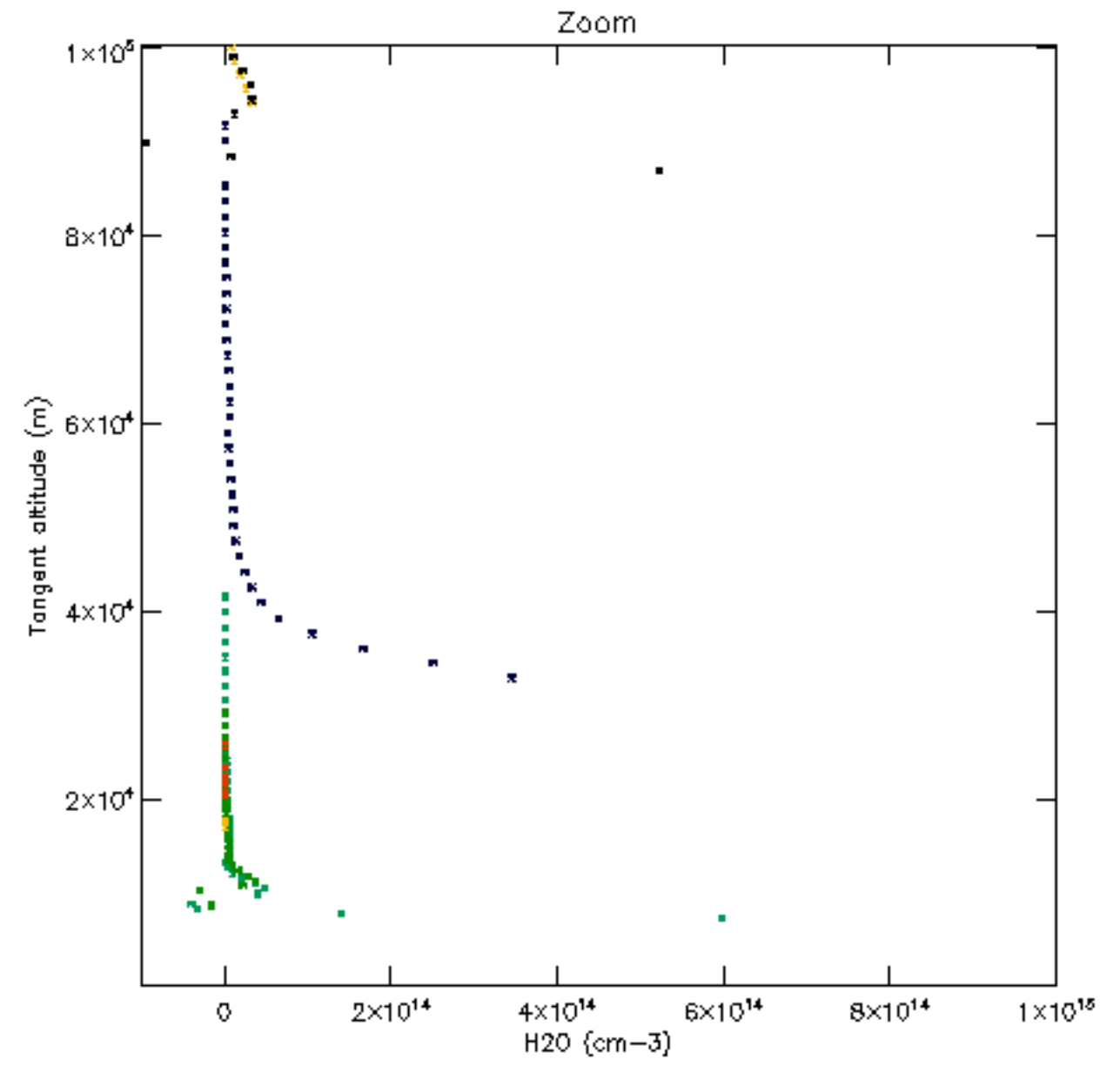
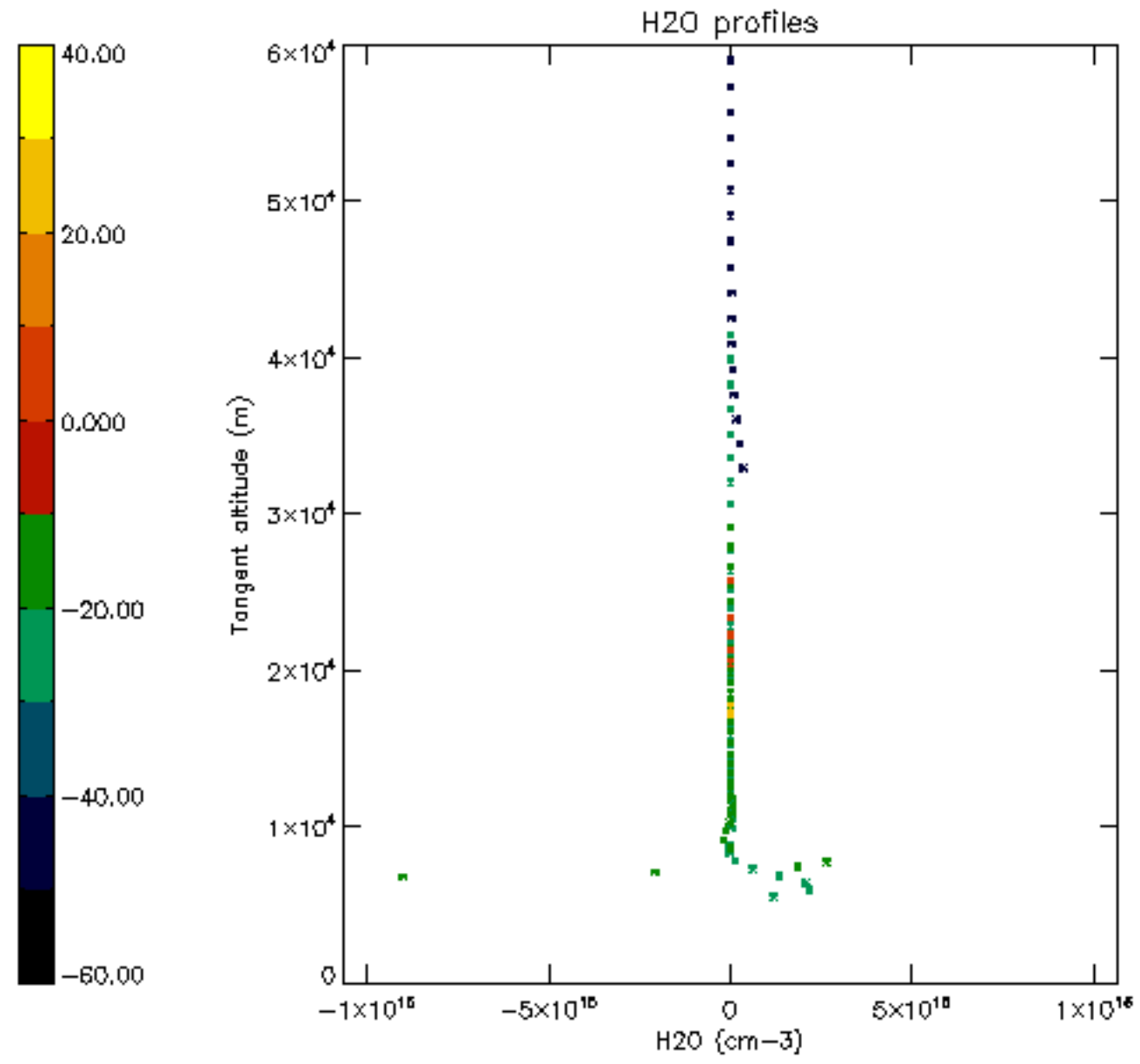


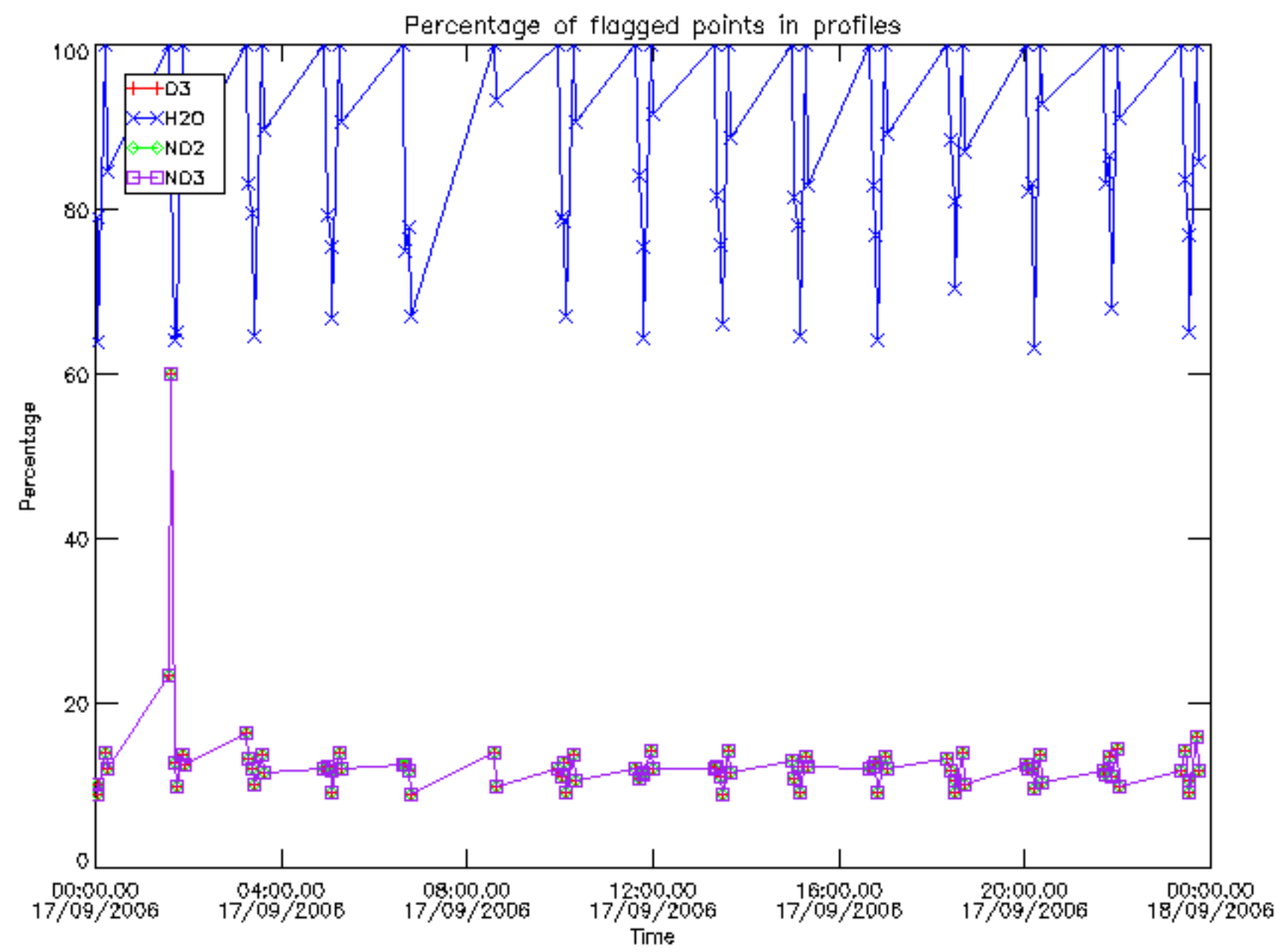




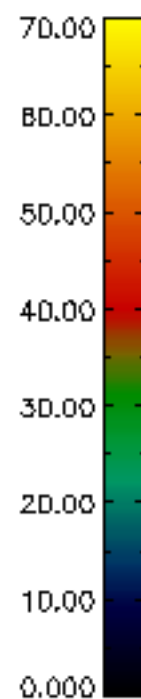
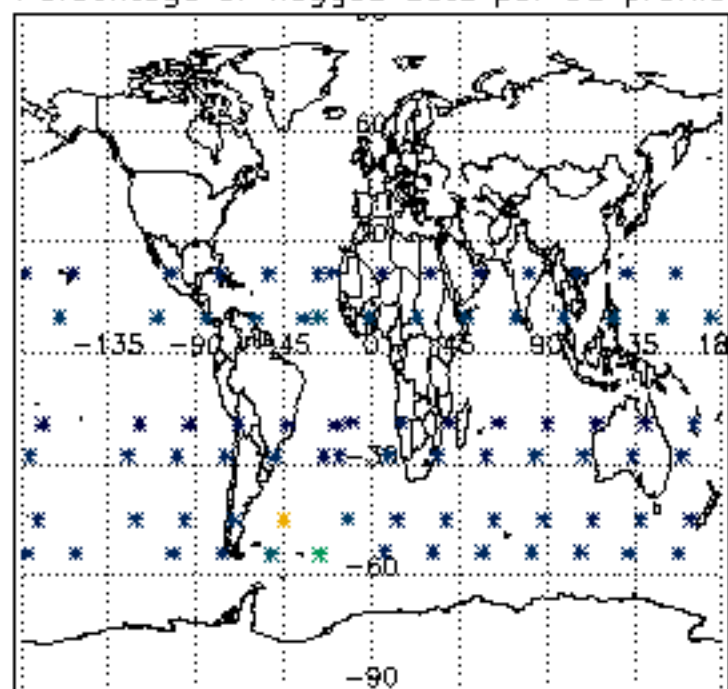




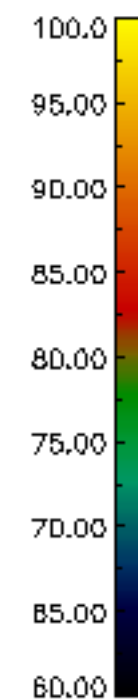
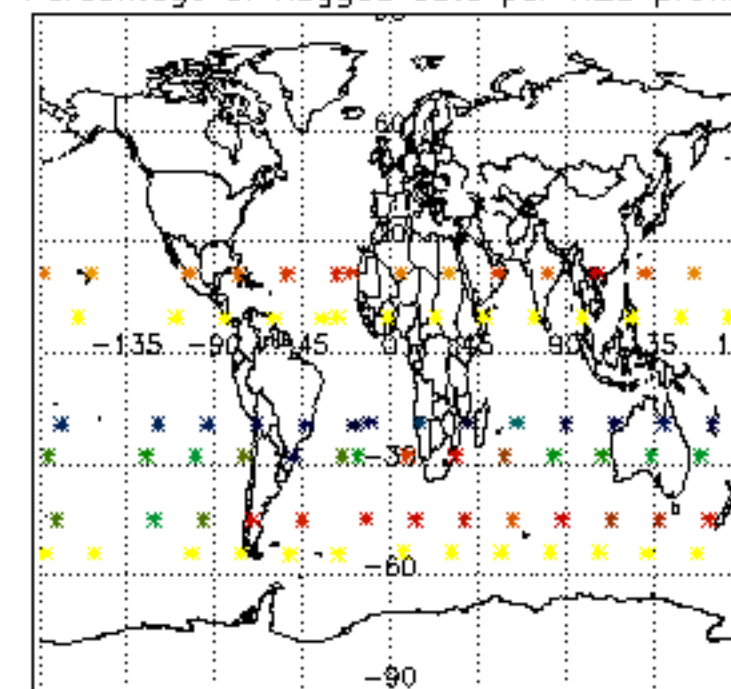




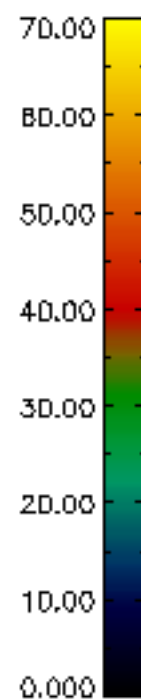
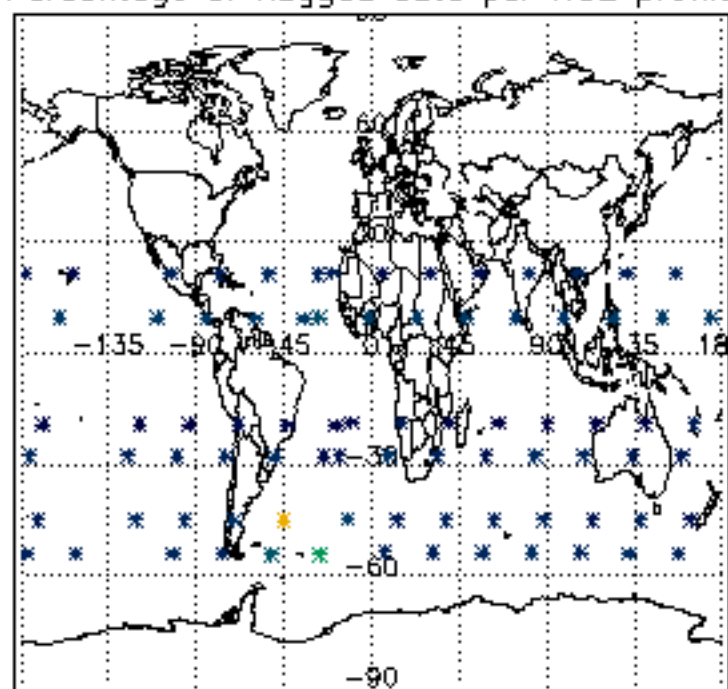
Percentage of flagged data per D3 profile



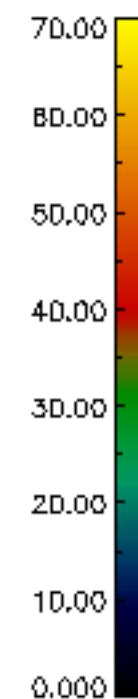
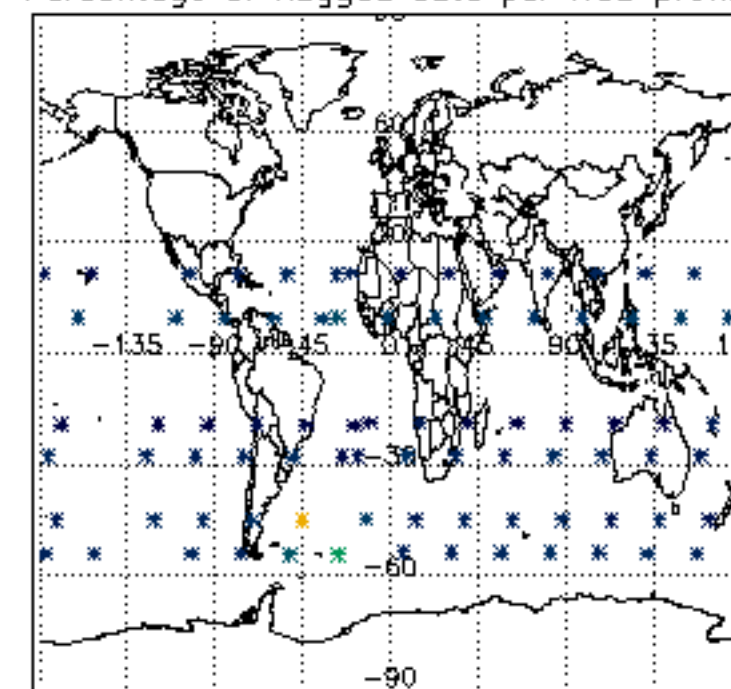
Percentage of flagged data per H2O profile

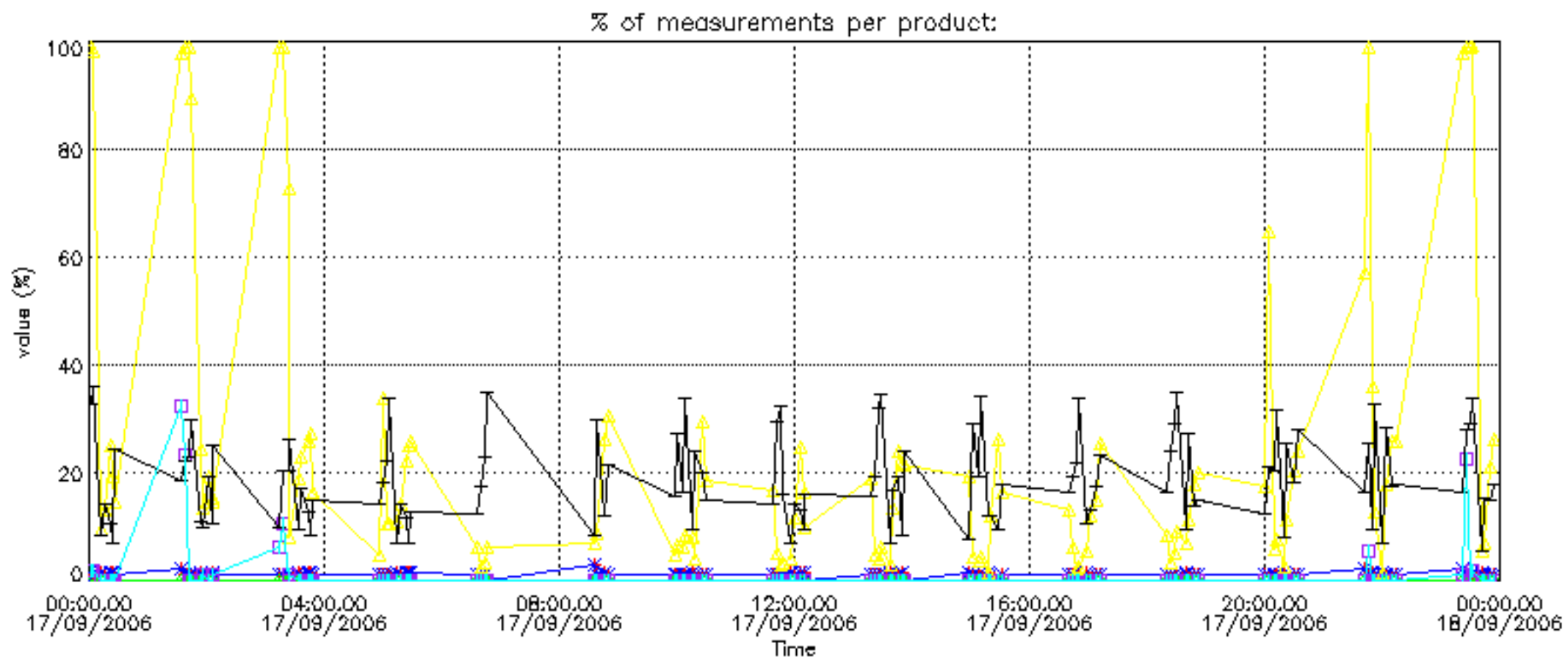


Percentage of flagged data per NO2 profile

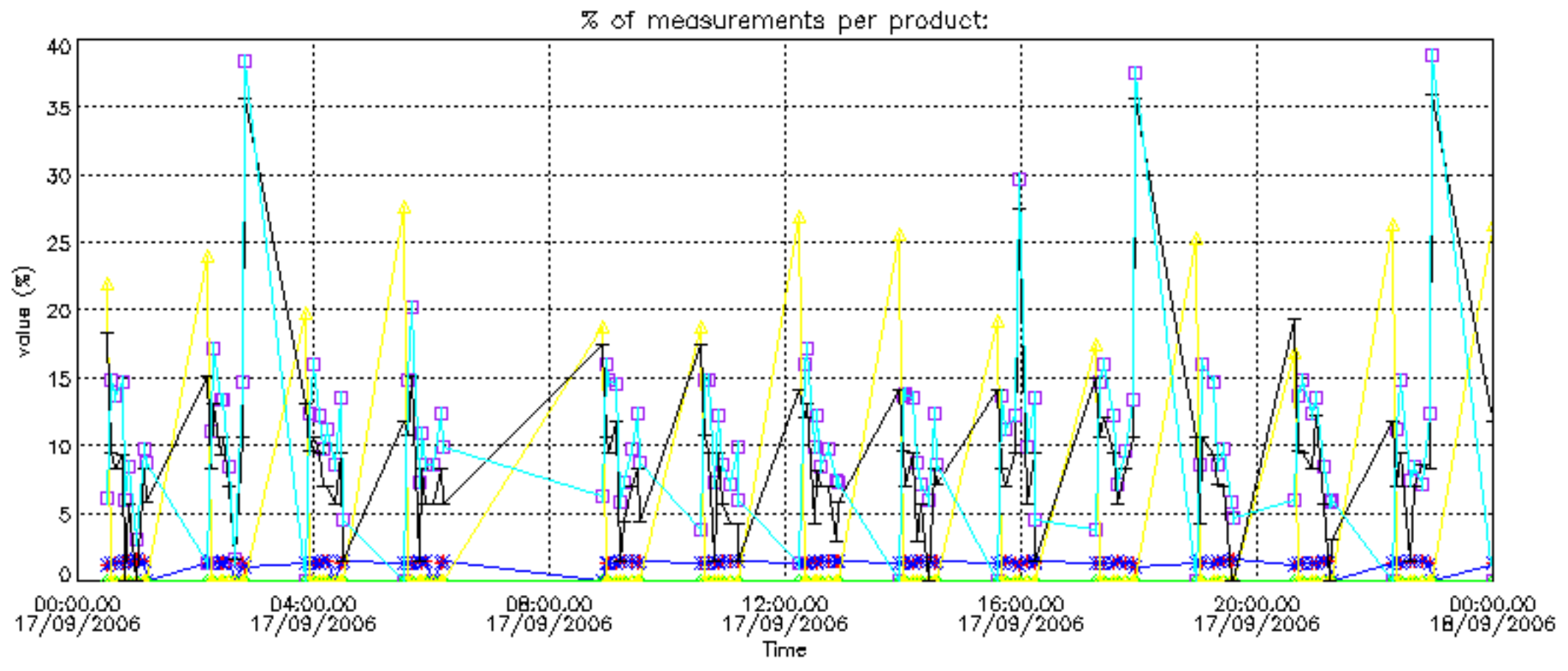


Percentage of flagged data per NO3 profile

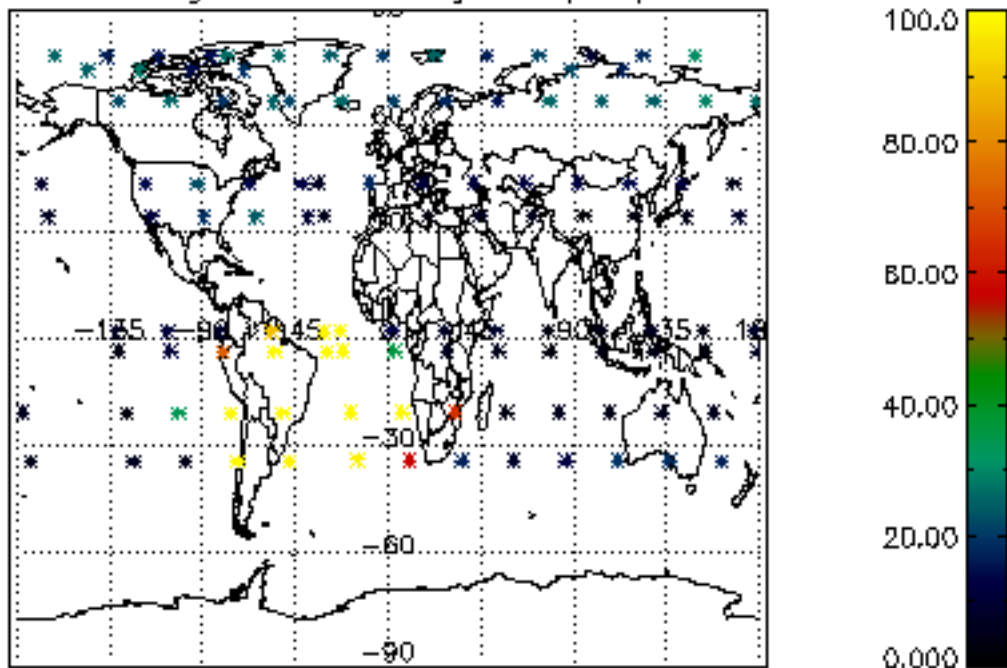




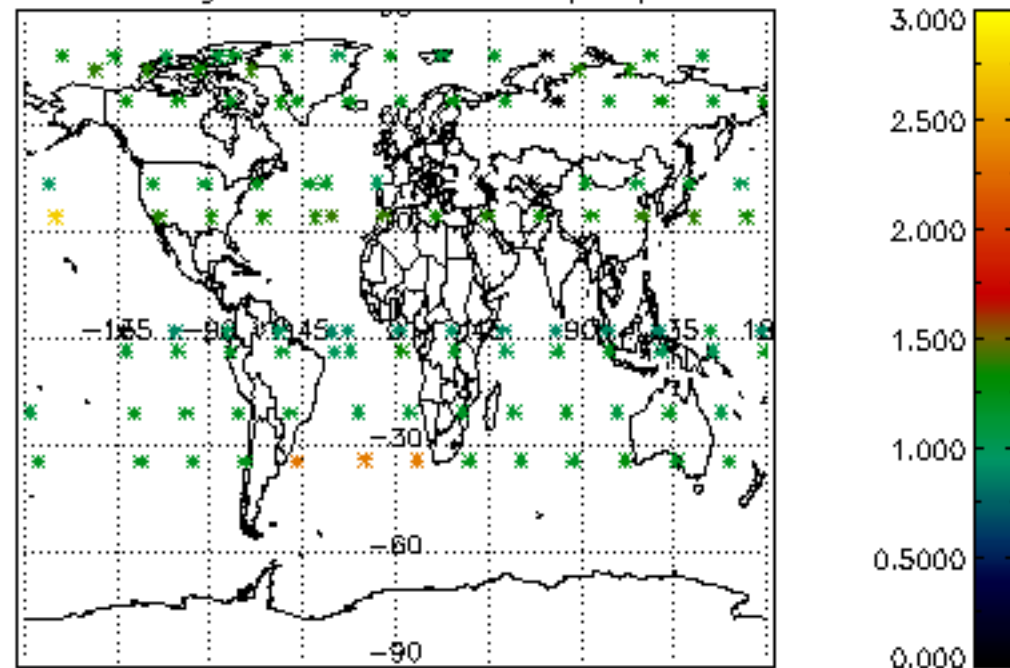




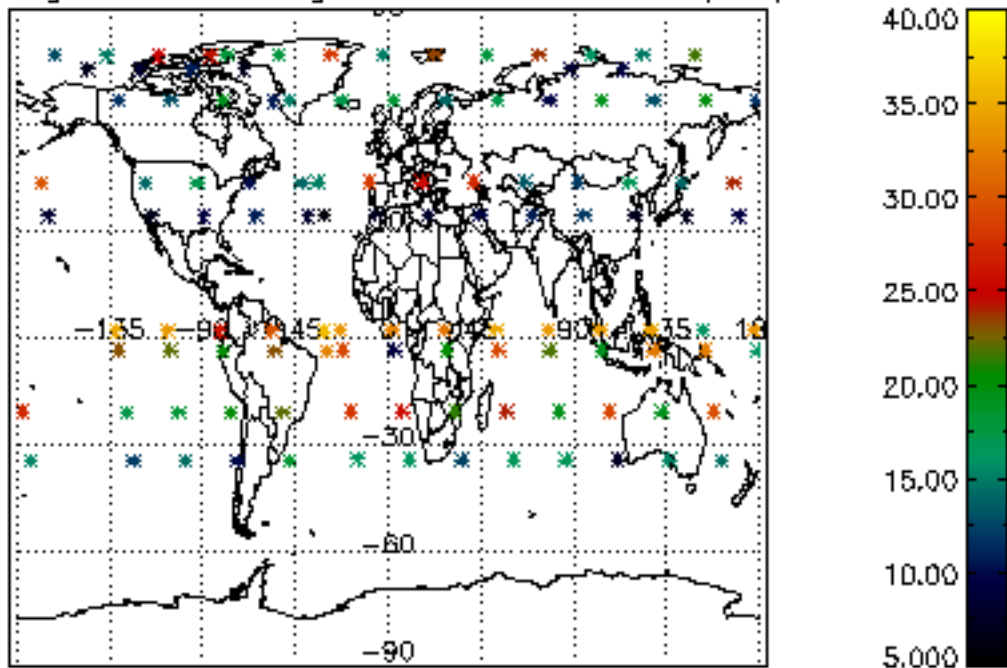
Percentage of cosmic ray hits per profile



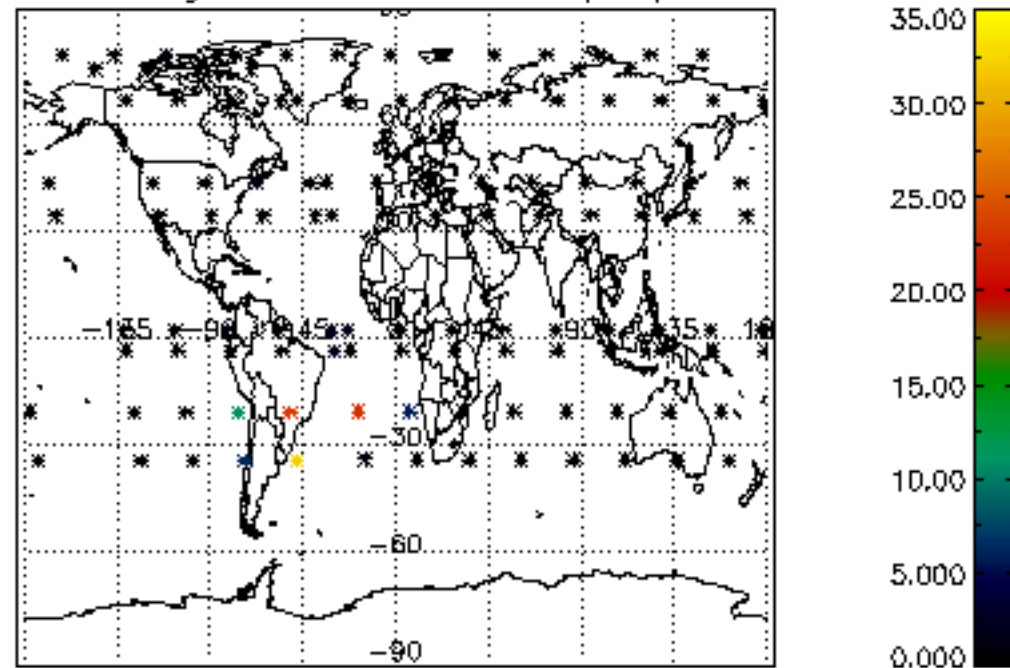
Percentage of datation errors per profile



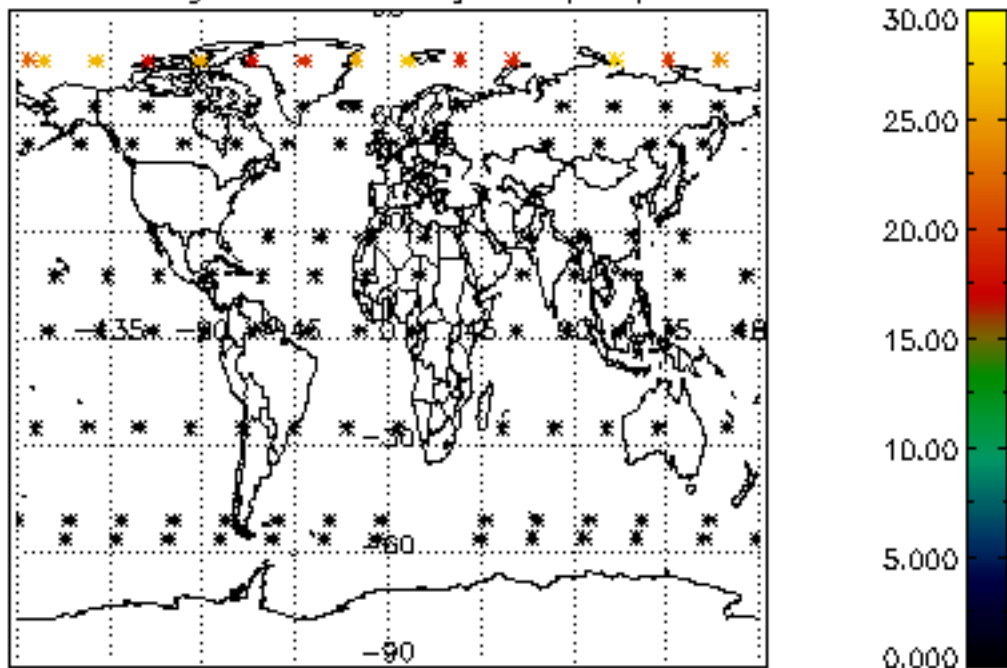
Percentage of star falling outside central band per profile



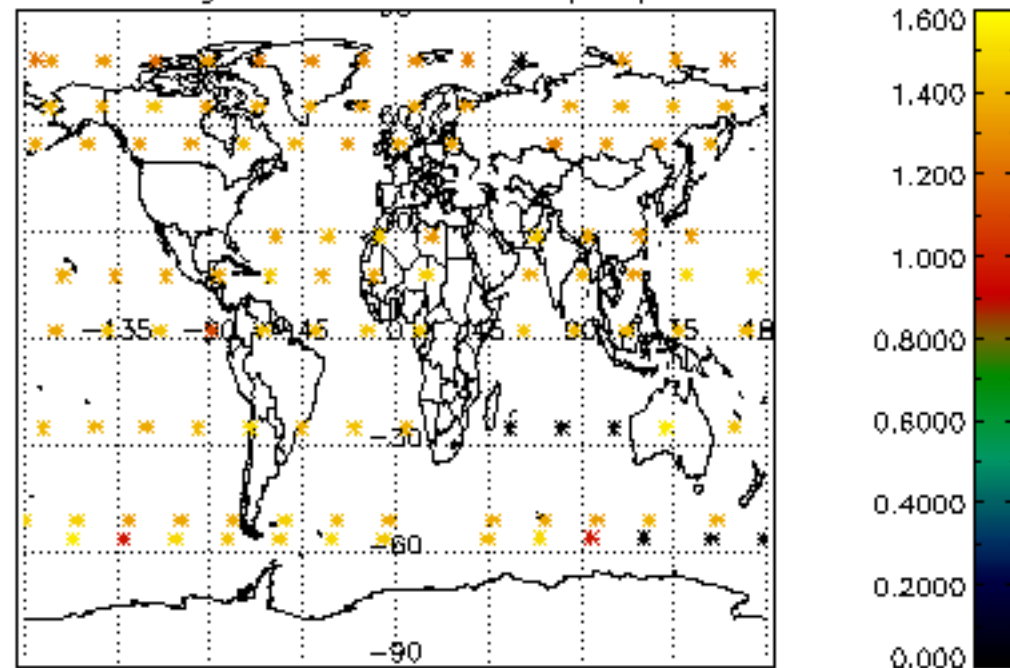
Percentage of saturation errors per profile



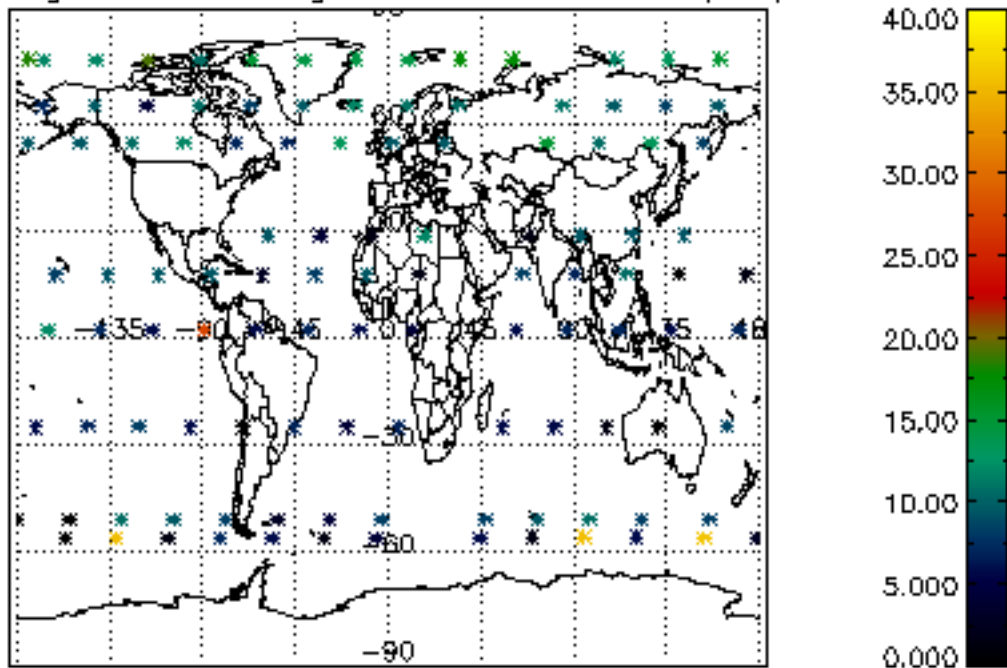
Percentage of cosmic ray hits per profile



Percentage of datation errors per profile



Percentage of star falling outside central band per profile



Percentage of saturation errors per profile

