

GOMOS Level 2 Daily Report

SUMMARY

[1. General Info](#)

[2. Summary of processed GOM_NL_2P products](#)

[3. Level 2 Quality information per product](#)

[3.1 Plot of level 2 quality information per product \(time dependant\)](#)

[3.2 Plot of level 2 quality information per product \(world map\)](#)

[4. Level 1 Quality information per product \(stored on level 2 products\)](#)

[4.1 Plot of level 1 quality information per product \(time dependant\)](#)

[4.1.1 Plot of level 1 quality information per product \(time dependant\): ASCENDING](#)

[4.1.2 Plot of level 1 quality information per product \(time dependant\): DESCENDING](#)

[4.2 Plot of level 1 quality information per product \(world map\)](#)

[4.2.1 Plot of level 1 quality information per product \(world map\): ASCENDING](#)

[4.2.2 Plot of level 1 quality information per product \(world map\): DESCENDING](#)

[5. Ozone profiles based on quality statistics and other trace gas profiles](#)

[5.1 Ozone statistics based on quality of products](#)

[5.2 Plot ozone profiles for all STD \(dark without errors\)](#)

[5.3 Plot ozone profiles where STD < 20% \(dark without errors\)](#)

[5.4. Plot ozone profiles where STD < 10% \(dark without errors\)](#)

[5.5. Plot ozone profiles where STD < 5% \(dark without errors\)](#)

[5.6 Plot NO2 profiles for all STD \(dark without errors\)](#)

[5.7 Plot NO3 profiles for all STD \(dark without errors\)](#)

[5.8 Plot H2O profiles \(only for occultations of stars 1,2,3,4,13,14,16,26,63 dark without errors\) for all STD](#)

[6. Auxiliary Data Files used for the production reported in section 2](#)

This report presents the daily analysis on parameters extracted from GOMOS level 2 data (GOM_NL__2P). It is intended to monitor some important parameters that will impact the quality of these products. A list of level 2 products (and content) that have arrived during the reporting day to the PCF is also given.

Item	Value
Time of report generation	24APR2013 04:11:20
Data source version	GOMOS/6.01
Start time of products	16-09-2006 (16SEP2006 00:00:00)
Stop time of products	17-09-2006 (17SEP2006 00:00:00)
Store outputs in DB	Yes
Nb of level 2 prods	255
Nb of prods with errors	0

2. Summary of processed GOM_NL__2P products.

Nr	Filename	UTC Start time	Limb	Duration	Star Id	Star Name	Star Mag	Star Temp	Nb Meas	Orbit	Prod. error
1	GOM_NL__2PRFIN20060916_000009_00000352051_00159_23760_1732.N1	16-SEP-2006 00:00:09	Bright	35.000	82	48Bet UMa	2.3650	10600.	70	23760	No
2	GOM_NL__2PRFIN20060916_002459_00000412051_00159_23760_1733.N1	16-SEP-2006 00:24:59	Dark	40.500	132	15Rho Pup	2.8030	6900.0	81	23760	No
3	GOM_NL__2PRFIN20060916_002854_00000432051_00159_23760_1734.N1	16-SEP-2006 00:28:54	Dark	42.500	65	Lam Vel	2.2040	4400.0	85	23760	No
4	GOM_NL__2PRFIN20060916_003343_00000512051_00159_23760_1735.N1	16-SEP-2006 00:33:43	Dark	50.500	41	Eps Car	1.8600	4100.0	101	23760	No
5	GOM_NL__2PRFIN20060916_003509_00000422051_00160_23761_1718.N1	16-SEP-2006 00:35:09	Dark	42.000	2	Alp Car	-0.73600	7000.0	84	23761	No
6	GOM_NL__2PRFIN20060916_004419_00000372051_00160_23761_1719.N1	16-SEP-2006 00:44:19	Dark	37.000	135	Bet Hyi	2.8200	5800.0	74	23761	No
7	GOM_NL__2PRFIN20060916_004650_00000442051_00160_23761_1720.N1	16-SEP-2006 00:46:50	Dark	44.000	9	Alp Eri	0.45300	24000.	88	23761	No
8	GOM_NL__2PRFIN20060916_005335_00000392051_00160_23761_1721.N1	16-SEP-2006 00:53:35	Straylight	39.000	31	Alp Gru	1.7340	15200.	78	23761	No
9	GOM_NL__2PRFIN20060916_005622_00000372051_00160_23761_1722.N1	16-SEP-2006 00:56:22	Straylight	37.000	172	Gam Gru	3.0030	13100.	74	23761	No
10	GOM_NL__2PRFIN20060916_005748_00000422051_00160_23761_1723.N1	16-SEP-2006 00:57:48	Straylight	41.500	18	24Alp PsA	1.1660	9700.0	83	23761	No
11	GOM_NL__2PRFIN20060916_010219_00000412051_00160_23761_1724.N1	16-SEP-2006 01:02:19	Twilight_and_stray	41.000	142	49Del Cap	2.8500	8900.0	82	23761	No
12	GOM_NL__2PRFIN20060916_010633_00000372051_00160_23761_1725.N1	16-SEP-2006 01:06:33	Bright	36.500	162	34Alp Aqr	2.9440	5350.0	73	23761	No
13	GOM_NL__2PRFIN20060916_010933_00000372051_00160_23761_1726.N1	16-SEP-2006 01:09:33	Bright	36.500	61	8Eps Peg	2.1000	3900.0	73	23761	No
14	GOM_NL__2PRFIN20060916_011651_00000382051_00160_23761_1727.N1	16-SEP-2006 01:16:51	Bright	37.500	92	53Eps Cyg	2.5000	4500.0	75	23761	No
15	GOM_NL__2PRFIN20060916_011956_00000342051_00160_23761_1728.N1	16-SEP-2006 01:19:56	Bright	34.000	19	50Alp Cyg	1.2460	10500.	68	23761	No
16	GOM_NL__2PRFIN20060916_012419_00000362051_00160_23761_1729.N1	16-SEP-2006 01:24:19	Bright	35.500	89	5Alp Cep	2.4510	8000.0	71	23761	No
17	GOM_NL__2PRFIN20060916_013159_00000362051_00160_23761_1730.N1	16-SEP-2006 01:31:59	Bright	36.000	49	1Alp UMi	1.9900	6300.0	72	23761	No
18	GOM_NL__2PRFIN20060916_013918_00000372051_00160_23761_1731.N1	16-SEP-2006 01:39:18	Bright	37.000	36	50Alp UMa	1.8000	6300.0	74	23761	No
19	GOM_NL__2PRFIN20060916_014045_00000332051_00160_23761_1732.N1	16-SEP-2006 01:40:45	Bright	33.000	82	48Bet UMa	2.3650	10600.	66	23761	No
20	GOM_NL__2PRFIN20060916_020535_00000422051_00160_23761_1733.N1	16-SEP-2006 02:05:35	Dark	41.500	132	15Rho Pup	2.8030	6900.0	83	23761	No
21	GOM_NL__2PRFIN20060916_020930_00000462051_00160_23761_1734.N1	16-SEP-2006 02:09:30	Dark	45.500	65	Lam Vel	2.2040	4400.0	91	23761	No
22	GOM_NL__2PRFIN20060916_021419_00000432051_00160_23761_1735.N1	16-SEP-2006 02:14:19	Dark	43.000	41	Eps Car	1.8600	4100.0	86	23761	No
23	GOM_NL__2PRFIN20060916_021545_00000452051_00161_23762_1718.N1	16-SEP-2006 02:15:45	Dark	44.500	2	Alp Car	-0.73600	7000.0	89	23762	No
24	GOM_NL__2PRFIN20060916_022455_00000372051_00161_23762_1719.N1	16-SEP-2006 02:24:55	Dark	37.000	135	Bet Hyi	2.8200	5800.0	74	23762	No
25	GOM_NL__2PRFIN20060916_022727_00000472051_00161_23762_1720.N1	16-SEP-2006 02:27:27	Dark	47.000	9	Alp Eri	0.45300	24000.	94	23762	No
26	GOM_NL__2PRFIN20060916_023411_00000382051_00161_23762_1721.N1	16-SEP-2006 02:34:11	Straylight	37.500	31	Alp Gru	1.7340	15200.	75	23762	No
27	GOM_NL__2PRFIN20060916_023658_00000372051_00161_23762_1722.N1	16-SEP-2006 02:36:58	Straylight	37.000	172	Gam Gru	3.0030	13100.	74	23762	No
28	GOM_NL__2PRFIN20060916_023824_00000462051_00161_23762_1723.N1	16-SEP-2006 02:38:24	Straylight	46.000	18	24Alp PsA	1.1660	9700.0	92	23762	No
29	GOM_NL__2PRFIN20060916_024255_00000402051_00161_23762_1724.N1	16-SEP-2006 02:42:55	Twilight_and_stray	39.500	142	49Del Cap	2.8500	8900.0	79	23762	No
30	GOM_NL__2PRFIN20060916_024709_00000372051_00161_23762_1725.N1	16-SEP-2006 02:47:09	Bright	36.500	162	34Alp Aqr	2.9440	5350.0	73	23762	No
31	GOM_NL__2PRFIN20060916_025009_00000382051_00161_23762_1726.N1	16-SEP-2006 02:50:09	Bright	37.500	61	8Eps Peg	2.1000	3900.0	75	23762	No
32	GOM_NL__2PRFIN20060916_025727_00000382051_00161_23762_1727.N1	16-SEP-2006 02:57:27	Bright	38.000	92	53Eps Cyg	2.5000	4500.0	76	23762	No
33	GOM_NL__2PRFIN20060916_030032_00000382051_00161_23762_1728.N1	16-SEP-2006 03:00:32	Bright	37.500	19	50Alp Cyg	1.2460	10500.	75	23762	No
34	GOM_NL__2PRFIN20060916_030455_00000352051_00161_23762_1729.N1	16-SEP-2006 03:04:55	Bright	34.500	89	5Alp Cep	2.4510	8000.0	69	23762	No
35	GOM_NL__2PRFIN20060916_031235_00000322051_00161_23762_1730.N1	16-SEP-2006 03:12:35	Bright	32.000	49	1Alp UMi	1.9900	6300.0	64	23762	No
36	GOM_NL__2PRFIN20060916_031954_00000362051_00161_23762_1731.N1	16-SEP-2006 03:19:54	Bright	36.000	36	50Alp UMa	1.8000	6300.0	72	23762	No
37	GOM_NL__2PRFIN20060916_032121_00000342051_00161_23762_1732.N1	16-SEP-2006 03:21:21	Bright	34.000	82	48Bet UMa	2.3650	10600.	68	23762	No
38	GOM_NL__2PRFIN20060916_034612_00000442051_00161_23762_1733.N1	16-SEP-2006 03:46:12	Dark	44.000	132	15Rho Pup	2.8030	6900.0	88	23762	No
39	GOM_NL__2PRFIN20060916_035006_00000492051_00161_23762_1734.N1	16-SEP-2006 03:50:06	Dark	49.000	65	Lam Vel	2.2040	4400.0	98	23762	No
40	GOM_NL__2PRFIN20060916_035455_00000452051_00161_23762_1735.N1	16-SEP-2006 03:54:55	Dark	44.500	41	Eps Car	1.8600	4100.0	89	23762	No
41	GOM_NL__2PRFIN20060916_035622_00000562051_00162_23763_1718.N1	16-SEP-2006 03:56:22	Dark	55.500	2	Alp Car	-0.73600	7000.0	111	23763	No
42	GOM_NL__2PRFIN20060916_040531_00000382051_00162_23763_1719.N1	16-SEP-2006 04:05:31	Dark	37.500	135	Bet Hyi	2.8200	5800.0	75	23763	No

43	GOM_NL__2PRFIN20060916_040803_000000442051_00162_23763_1720.N1	16-SEP-2006 04:08:03	Dark	44.000	9	Alp Eri	0.45300	24000.	88	23763	No
44	GOM_NL__2PRFIN20060916_041447_000000392051_00162_23763_1721.N1	16-SEP-2006 04:14:47	Straylight	38.500	31	Alp Gru	1.7340	15200.	77	23763	No
45	GOM_NL__2PRFIN20060916_041735_000000382051_00162_23763_1722.N1	16-SEP-2006 04:17:35	Straylight	37.500	172	Gam Gru	3.0030	13100.	75	23763	No
46	GOM_NL__2PRFIN20060916_041900_000000432051_00162_23763_1723.N1	16-SEP-2006 04:19:00	Straylight	42.500	18	24Alp PsA	1.1660	9700.0	85	23763	No
47	GOM_NL__2PRFIN20060916_042331_000000382051_00162_23763_1724.N1	16-SEP-2006 04:23:31	Tw_i_and_stray	38.000	142	49Del Cap	2.8500	8900.0	76	23763	No
48	GOM_NL__2PRFIN20060916_042745_000000372051_00162_23763_1725.N1	16-SEP-2006 04:27:45	Bright	37.000	162	34Alp Aqr	2.9440	5350.0	74	23763	No
49	GOM_NL__2PRFIN20060916_043045_000000372051_00162_23763_1726.N1	16-SEP-2006 04:30:45	Bright	37.000	61	8Eps Peg	2.1000	3900.0	74	23763	No
50	GOM_NL__2PRFIN20060916_043804_000000362051_00162_23763_1727.N1	16-SEP-2006 04:38:04	Bright	36.000	92	53Eps Cyg	2.5000	4500.0	72	23763	No
51	GOM_NL__2PRFIN20060916_044109_000000372051_00162_23763_1728.N1	16-SEP-2006 04:41:09	Bright	37.000	19	50Alp Cyg	1.2460	10500.	74	23763	No
52	GOM_NL__2PRFIN20060916_044531_000000362051_00162_23763_1729.N1	16-SEP-2006 04:45:31	Bright	36.000	89	5Alp Cep	2.4510	8000.0	72	23763	No
53	GOM_NL__2PRFIN20060916_045311_000000352051_00162_23763_1730.N1	16-SEP-2006 04:53:11	Bright	34.500	49	1Alp UMi	1.9900	6300.0	69	23763	No
54	GOM_NL__2PRFIN20060916_050031_000000362051_00162_23763_1731.N1	16-SEP-2006 05:00:31	Bright	36.000	36	50Alp UMa	1.8000	6300.0	72	23763	No
55	GOM_NL__2PRFIN20060916_050157_000000352051_00162_23763_1732.N1	16-SEP-2006 05:01:57	Bright	35.000	82	48Bet UMa	2.3650	10600.	70	23763	No
56	GOM_NL__2PRFIN20060916_052648_000000432051_00162_23763_1733.N1	16-SEP-2006 05:26:48	Dark	42.500	132	15Rho Pup	2.8030	6900.0	85	23763	No
57	GOM_NL__2PRFIN20060916_053043_000000422051_00162_23763_1734.N1	16-SEP-2006 05:30:43	Dark	41.500	65	Lam Vel	2.2040	4400.0	83	23763	No
58	GOM_NL__2PRFIN20060916_053532_000000492051_00162_23763_1735.N1	16-SEP-2006 05:35:32	Dark	48.500	41	Eps Car	1.8600	4100.0	97	23763	No
59	GOM_NL__2PRFIN20060916_053659_000000572051_00163_23764_1718.N1	16-SEP-2006 05:36:59	Dark	57.000	2	Alp Car	-0.73600	7000.0	114	23764	No
60	GOM_NL__2PRFIN20060916_054607_000000362051_00163_23764_1719.N1	16-SEP-2006 05:46:07	Dark	35.500	135	Bet Hyi	2.8200	5800.0	71	23764	No
61	GOM_NL__2PRFIN20060916_054840_000000412051_00163_23764_1720.N1	16-SEP-2006 05:48:40	Dark	40.500	9	Alp Eri	0.45300	24000.	81	23764	No
62	GOM_NL__2PRFIN20060916_055524_000000402051_00163_23764_1721.N1	16-SEP-2006 05:55:24	Straylight	39.500	31	Alp Gru	1.7340	15200.	79	23764	No
63	GOM_NL__2PRFIN20060916_055811_000000372051_00163_23764_1722.N1	16-SEP-2006 05:58:11	Straylight	37.000	172	Gam Gru	3.0030	13100.	74	23764	No
64	GOM_NL__2PRFIN20060916_055936_000000452051_00163_23764_1723.N1	16-SEP-2006 05:59:36	Straylight	45.000	18	24Alp PsA	1.1660	9700.0	90	23764	No
65	GOM_NL__2PRFIN20060916_060408_000000382051_00163_23764_1724.N1	16-SEP-2006 06:04:08	Tw_i_and_stray	37.500	142	49Del Cap	2.8500	8900.0	75	23764	No
66	GOM_NL__2PRFIN20060916_060821_000000372051_00163_23764_1725.N1	16-SEP-2006 06:08:21	Bright	37.000	162	34Alp Aqr	2.9440	5350.0	74	23764	No
67	GOM_NL__2PRFIN20060916_061121_000000372051_00163_23764_1726.N1	16-SEP-2006 06:11:21	Bright	36.500	61	8Eps Peg	2.1000	3900.0	73	23764	No
68	GOM_NL__2PRFIN20060916_061840_000000382051_00163_23764_1727.N1	16-SEP-2006 06:18:40	Bright	38.000	92	53Eps Cyg	2.5000	4500.0	76	23764	No
69	GOM_NL__2PRFIN20060916_062145_000000372051_00163_23764_1728.N1	16-SEP-2006 06:21:45	Bright	37.000	19	50Alp Cyg	1.2460	10500.	74	23764	No
70	GOM_NL__2PRFIN20060916_062607_000000352051_00163_23764_1729.N1	16-SEP-2006 06:26:07	Bright	35.000	89	5Alp Cep	2.4510	8000.0	70	23764	No
71	GOM_NL__2PRFIN20060916_063347_000000352051_00163_23764_1730.N1	16-SEP-2006 06:33:47	Bright	34.500	49	1Alp UMi	1.9900	6300.0	69	23764	No
72	GOM_NL__2PRFIN20060916_064107_000000362051_00163_23764_1731.N1	16-SEP-2006 06:41:07	Bright	36.000	36	50Alp UMa	1.8000	6300.0	72	23764	No
73	GOM_NL__2PRFIN20060916_064234_000000342051_00163_23764_1732.N1	16-SEP-2006 06:42:34	Bright	34.000	82	48Bet UMa	2.3650	10600.	68	23764	No
74	GOM_NL__2PRFIN20060916_070725_000000412051_00163_23764_1733.N1	16-SEP-2006 07:07:25	Dark	41.000	132	15Rho Pup	2.8030	6900.0	82	23764	No
75	GOM_NL__2PRFIN20060916_071119_000000442051_00163_23764_1734.N1	16-SEP-2006 07:11:19	Dark	44.000	65	Lam Vel	2.2040	4400.0	88	23764	No
76	GOM_NL__2PRFIN20060916_071608_000000452051_00163_23764_1735.N1	16-SEP-2006 07:16:08	Dark	45.000	41	Eps Car	1.8600	4100.0	90	23764	No
77	GOM_NL__2PRFIN20060916_071735_000000562051_00164_23765_1718.N1	16-SEP-2006 07:17:35	Dark	56.000	2	Alp Car	-0.73600	7000.0	112	23765	No
78	GOM_NL__2PRFIN20060916_072643_000000372051_00164_23765_1719.N1	16-SEP-2006 07:26:43	Dark	37.000	135	Bet Hyi	2.8200	5800.0	74	23765	No
79	GOM_NL__2PRFIN20060916_072916_000000492051_00164_23765_1720.N1	16-SEP-2006 07:29:16	Dark	49.000	9	Alp Eri	0.45300	24000.	98	23765	No
80	GOM_NL__2PRFIN20060916_073600_000000402051_00164_23765_1721.N1	16-SEP-2006 07:36:00	Straylight	40.000	31	Alp Gru	1.7340	15200.	80	23765	No
81	GOM_NL__2PRFIN20060916_073847_000000382051_00164_23765_1722.N1	16-SEP-2006 07:38:47	Straylight	38.000	172	Gam Gru	3.0030	13100.	76	23765	No
82	GOM_NL__2PRFIN20060916_074012_000000432051_00164_23765_1723.N1	16-SEP-2006 07:40:12	Straylight	43.000	18	24Alp PsA	1.1660	9700.0	86	23765	No
83	GOM_NL__2PRFIN20060916_074443_000000392051_00164_23765_1724.N1	16-SEP-2006 07:44:43	Tw_i_and_stray	38.500	142	49Del Cap	2.8500	8900.0	77	23765	No
84	GOM_NL__2PRFIN20060916_074857_000000372051_00164_23765_1725.N1	16-SEP-2006 07:48:57	Bright	37.000	162	34Alp Aqr	2.9440	5350.0	74	23765	No
85	GOM_NL__2PRFIN20060916_075157_000000382051_00164_23765_1726.N1	16-SEP-2006 07:51:57	Bright	37.500	61	8Eps Peg	2.1000	3900.0	75	23765	No
86	GOM_NL__2PRFIN20060916_075916_000000382051_00164_23765_1727.N1	16-SEP-2006 07:59:16	Bright	38.000	92	53Eps Cyg	2.5000	4500.0	76	23765	No
87	GOM_NL__2PRFIN20060916_080221_000000382051_00164_23765_1728.N1	16-SEP-2006 08:02:21	Bright	38.000	19	50Alp Cyg	1.2460	10500.	76	23765	No
88	GOM_NL__2PRFIN20060916_080643_000000352051_00164_23765_1729.N1	16-SEP-2006 08:06:43	Bright	35.000	89	5Alp Cep	2.4510	8000.0	70	23765	No
89	GOM_NL__2PRFIN20060916_081423_000000342051_00164_23765_1730.N1	16-SEP-2006 08:14:23	Bright	34.000	49	1Alp UMi	1.9900	6300.0	68	23765	No
90	GOM_NL__2PRFIN20060916_082143_000000362051_00164_23765_1731.N1	16-SEP-2006 08:21:43	Bright	36.000	36	50Alp UMa	1.8000	6300.0	72	23765	No
91	GOM_NL__2PRFIN20060916_082310_000000342051_00164_23765_1732.N1	16-SEP-2006 08:23:10	Bright	34.000	82	48Bet UMa	2.3650	10600.	68	23765	No
92	GOM_NL__2PRFIN20060916_084801_000000432051_00164_23765_1733.N1	16-SEP-2006 08:48:01	Dark	42.500	132	15Rho Pup	2.8030	6900.0	85	23765	No
93	GOM_NL__2PRFIN20060916_085155_000000442051_00164_23765_1734.N1	16-SEP-2006 08:51:55	Dark	44.000	65	Lam Vel	2.2040	4400.0	88	23765	No
94	GOM_NL__2PRFIN20060916_085644_000000422051_00164_23765_1735.N1	16-SEP-2006 08:56:44	Dark	42.000	41	Eps Car	1.8600	4100.0	84	23765	No
95	GOM_NL__2PRFIN20060916_085812_000000572051_00165_23766_1738.N1	16-SEP-2006 08:58:12	Dark	57.000	2	Alp Car	-0.73600	7000.0	114	23766	No
96	GOM_NL__2PRFIN20060916_090719_000000372051_00165_23766_1739.N1	16-SEP-2006 09:07:19	Dark	37.000	135	Bet Hyi	2.8200	5800.0	74	23766	No
97	GOM_NL__2PRFIN20060916_090953_000000492051_00165_23766_1740.N1	16-SEP-2006 09:09:53	Dark	48.500	9	Alp Eri	0.45300	24000.	97	23766	No
98	GOM_NL__2PRFIN20060916_091636_000000382051_00165_23766_1741.N1	16-SEP-2006 09:16:36	Straylight	37.500	31	Alp Gru	1.7340	15200.	75	23766	No
99	GOM_NL__2PRFIN20060916_091923_000000372051_00165_23766_1742.N1	16-SEP-2006 09:19:23	Straylight	36.500	172	Gam Gru	3.0030	13100.	73	23766	No
100	GOM_NL__2PRFIN20060916_092049_000000422051_00165_23766_1743.N1	16-SEP-2006 09:20:49	Straylight	41.500	18	24Alp PsA	1.1660	9700.0	83	23766	No
101	GOM_NL__2PRFIN20060916_092520_000000382051_00165_23766_1744.N1	16-SEP-2006 09:25:20	Tw_i_and_stray	38.000	142	49Del Cap	2.8500	8900.0	76	23766	No

102	GOM_NL__2PRFIN20060916_092933_000000372051_00165_23766_1745.N1	16-SEP-2006 09:29:33	Bright	36.500	162	34Alp Aqr	2.9440	5350.0	73	23766	No
103	GOM_NL__2PRFIN20060916_093233_000000382051_00165_23766_1746.N1	16-SEP-2006 09:32:33	Bright	37.500	61	8Eps Peg	2.1000	3900.0	75	23766	No
104	GOM_NL__2PRFIN20060916_093952_000000372051_00165_23766_1747.N1	16-SEP-2006 09:39:52	Bright	37.000	92	53Eps Cyg	2.5000	4500.0	74	23766	No
105	GOM_NL__2PRFIN20060916_094257_000000342051_00165_23766_1748.N1	16-SEP-2006 09:42:57	Bright	34.000	19	50Alp Cyg	1.2460	10500.	68	23766	No
106	GOM_NL__2PRFIN20060916_094719_000000352051_00165_23766_1749.N1	16-SEP-2006 09:47:19	Bright	35.000	89	5Alp Cep	2.4510	8000.0	70	23766	No
107	GOM_NL__2PRFIN20060916_095459_000000352051_00165_23766_1750.N1	16-SEP-2006 09:54:59	Bright	35.000	49	1Alp UMi	1.9900	6300.0	70	23766	No
108	GOM_NL__2PRFIN20060916_100219_000000402051_00165_23766_1751.N1	16-SEP-2006 10:02:19	Bright	40.000	36	50Alp UMa	1.8000	6300.0	80	23766	No
109	GOM_NL__2PRFIN20060916_100346_000000352051_00165_23766_1752.N1	16-SEP-2006 10:03:46	Bright	35.000	82	48Bet UMa	2.3650	10600.	70	23766	No
110	GOM_NL__2PRFIN20060916_102838_000000412051_00165_23766_1753.N1	16-SEP-2006 10:28:38	Dark	41.000	132	15Rho Pup	2.8030	6900.0	82	23766	No
111	GOM_NL__2PRFIN20060916_103231_000000442051_00165_23766_1754.N1	16-SEP-2006 10:32:31	Dark	43.500	65	Lam Vel	2.2040	4400.0	87	23766	No
112	GOM_NL__2PRFIN20060916_103720_000000462051_00165_23766_1755.N1	16-SEP-2006 10:37:20	Dark	46.000	41	Eps Car	1.8600	4100.0	92	23766	No
113	GOM_NL__2PRFIN20060916_103848_000000572051_00166_23767_1738.N1	16-SEP-2006 10:38:48	Dark	56.500	2	Alp Car	-0.73600	7000.0	113	23767	No
114	GOM_NL__2PRFIN20060916_104756_000000362051_00166_23767_1739.N1	16-SEP-2006 10:47:56	Dark	36.000	135	Bet Hyi	2.8200	5800.0	72	23767	No
115	GOM_NL__2PRFIN20060916_105029_000000462051_00166_23767_1740.N1	16-SEP-2006 10:50:29	Dark	45.500	9	Alp Eri	0.45300	24000.	91	23767	No
116	GOM_NL__2PRFIN20060916_105712_000000432051_00166_23767_1741.N1	16-SEP-2006 10:57:12	Straylight	42.500	31	Alp Gru	1.7340	15200.	85	23767	No
117	GOM_NL__2PRFIN20060916_105959_000000372051_00166_23767_1742.N1	16-SEP-2006 10:59:59	Straylight	36.500	172	Gam Gru	3.0030	13100.	73	23767	No
118	GOM_NL__2PRFIN20060916_110125_000000402051_00166_23767_1743.N1	16-SEP-2006 11:01:25	Straylight	39.500	18	24Alp PsA	1.1660	9700.0	79	23767	No
119	GOM_NL__2PRFIN20060916_110556_000000372051_00166_23767_1744.N1	16-SEP-2006 11:05:56	Twi_and_stray	37.000	142	49Del Cap	2.8500	8900.0	74	23767	No
120	GOM_NL__2PRFIN20060916_111009_000000372051_00166_23767_1745.N1	16-SEP-2006 11:10:09	Bright	37.000	162	34Alp Aqr	2.9440	5350.0	74	23767	No
121	GOM_NL__2PRFIN20060916_111309_000000362051_00166_23767_1746.N1	16-SEP-2006 11:13:09	Bright	36.000	61	8Eps Peg	2.1000	3900.0	72	23767	No
122	GOM_NL__2PRFIN20060916_112029_000000382051_00166_23767_1747.N1	16-SEP-2006 11:20:29	Bright	38.000	92	53Eps Cyg	2.5000	4500.0	76	23767	No
123	GOM_NL__2PRFIN20060916_112334_000000382051_00166_23767_1748.N1	16-SEP-2006 11:23:34	Bright	37.500	19	50Alp Cyg	1.2460	10500.	75	23767	No
124	GOM_NL__2PRFIN20060916_112755_000000352051_00166_23767_1749.N1	16-SEP-2006 11:27:55	Bright	35.000	89	5Alp Cep	2.4510	8000.0	70	23767	No
125	GOM_NL__2PRFIN20060916_113534_000000362051_00166_23767_1750.N1	16-SEP-2006 11:35:34	Bright	35.500	49	1Alp UMi	1.9900	6300.0	71	23767	No
126	GOM_NL__2PRFIN20060916_114255_000000372051_00166_23767_1751.N1	16-SEP-2006 11:42:55	Bright	37.000	36	50Alp UMa	1.8000	6300.0	74	23767	No
127	GOM_NL__2PRFIN20060916_114422_000000352051_00166_23767_1752.N1	16-SEP-2006 11:44:22	Bright	34.500	82	48Bet UMa	2.3650	10600.	69	23767	No
128	GOM_NL__2PRFIN20060916_120914_000000432051_00166_23767_1753.N1	16-SEP-2006 12:09:14	Dark	42.500	132	15Rho Pup	2.8030	6900.0	85	23767	No
129	GOM_NL__2PRFIN20060916_121307_000000442051_00166_23767_1754.N1	16-SEP-2006 12:13:07	Dark	43.500	65	Lam Vel	2.2040	4400.0	87	23767	No
130	GOM_NL__2PRFIN20060916_121756_000000442051_00166_23767_1755.N1	16-SEP-2006 12:17:56	Dark	44.000	41	Eps Car	1.8600	4100.0	88	23767	No
131	GOM_NL__2PRFIN20060916_121925_000000462051_00167_23768_1828.N1	16-SEP-2006 12:19:25	Dark	45.500	2	Alp Car	-0.73600	7000.0	91	23768	No
132	GOM_NL__2PRFIN20060916_122832_000000362051_00167_23768_1829.N1	16-SEP-2006 12:28:32	Dark	35.500	135	Bet Hyi	2.8200	5800.0	71	23768	No
133	GOM_NL__2PRFIN20060916_123105_000000452051_00167_23768_1830.N1	16-SEP-2006 12:31:05	Dark	44.500	9	Alp Eri	0.45300	24000.	89	23768	No
134	GOM_NL__2PRFIN20060916_123748_000000432051_00167_23768_1831.N1	16-SEP-2006 12:37:48	Straylight	43.000	31	Alp Gru	1.7340	15200.	86	23768	No
135	GOM_NL__2PRFIN20060916_124035_000000362051_00167_23768_1832.N1	16-SEP-2006 12:40:35	Straylight	36.000	172	Gam Gru	3.0030	13100.	72	23768	No
136	GOM_NL__2PRFIN20060916_124201_000000422051_00167_23768_1833.N1	16-SEP-2006 12:42:01	Straylight	41.500	18	24Alp PsA	1.1660	9700.0	83	23768	No
137	GOM_NL__2PRFIN20060916_124632_000000402051_00167_23768_1834.N1	16-SEP-2006 12:46:32	Twi_and_stray	40.000	142	49Del Cap	2.8500	8900.0	80	23768	No
138	GOM_NL__2PRFIN20060916_125045_000000362051_00167_23768_1835.N1	16-SEP-2006 12:50:45	Bright	36.000	162	34Alp Aqr	2.9440	5350.0	72	23768	No
139	GOM_NL__2PRFIN20060916_125345_000000352051_00167_23768_1836.N1	16-SEP-2006 12:53:45	Bright	35.000	61	8Eps Peg	2.1000	3900.0	70	23768	No
140	GOM_NL__2PRFIN20060916_130105_000000382051_00167_23768_1837.N1	16-SEP-2006 13:01:05	Bright	37.500	92	53Eps Cyg	2.5000	4500.0	75	23768	No
141	GOM_NL__2PRFIN20060916_130410_000000372051_00167_23768_1838.N1	16-SEP-2006 13:04:10	Bright	36.500	19	50Alp Cyg	1.2460	10500.	73	23768	No
142	GOM_NL__2PRFIN20060916_130831_000000362051_00167_23768_1839.N1	16-SEP-2006 13:08:31	Bright	35.500	89	5Alp Cep	2.4510	8000.0	71	23768	No
143	GOM_NL__2PRFIN20060916_131610_000000352051_00167_23768_1840.N1	16-SEP-2006 13:16:10	Bright	34.500	49	1Alp UMi	1.9900	6300.0	69	23768	No
144	GOM_NL__2PRFIN20060916_132331_000000342051_00167_23768_1841.N1	16-SEP-2006 13:23:31	Bright	34.000	36	50Alp UMa	1.8000	6300.0	68	23768	No
145	GOM_NL__2PRFIN20060916_132458_000000352051_00167_23768_1842.N1	16-SEP-2006 13:24:58	Bright	35.000	82	48Bet UMa	2.3650	10600.	70	23768	No
146	GOM_NL__2PRFIN20060916_134950_000000432051_00167_23768_1843.N1	16-SEP-2006 13:49:50	Dark	43.000	132	15Rho Pup	2.8030	6900.0	86	23768	No
147	GOM_NL__2PRFIN20060916_135343_000000432051_00167_23768_1844.N1	16-SEP-2006 13:53:43	Dark	42.500	65	Lam Vel	2.2040	4400.0	85	23768	No
148	GOM_NL__2PRFIN20060916_135832_000000492051_00167_23768_1845.N1	16-SEP-2006 13:58:32	Dark	49.000	41	Eps Car	1.8600	4100.0	98	23768	No
149	GOM_NL__2PRFIN20060916_140001_000000552051_00168_23769_1829.N1	16-SEP-2006 14:00:01	Dark	54.500	2	Alp Car	-0.73600	7000.0	109	23769	No
150	GOM_NL__2PRFIN20060916_140908_000000372051_00168_23769_1830.N1	16-SEP-2006 14:09:08	Dark	37.000	135	Bet Hyi	2.8200	5800.0	74	23769	No
151	GOM_NL__2PRFIN20060916_141142_000000422051_00168_23769_1831.N1	16-SEP-2006 14:11:42	Dark	42.000	9	Alp Eri	0.45300	24000.	84	23769	No
152	GOM_NL__2PRFIN20060916_141824_000000392051_00168_23769_1832.N1	16-SEP-2006 14:18:24	Straylight	39.000	31	Alp Gru	1.7340	15200.	78	23769	No
153	GOM_NL__2PRFIN20060916_142111_000000372051_00168_23769_1833.N1	16-SEP-2006 14:21:11	Straylight	37.000	172	Gam Gru	3.0030	13100.	74	23769	No
154	GOM_NL__2PRFIN20060916_142237_000000452051_00168_23769_1834.N1	16-SEP-2006 14:22:37	Straylight	45.000	18	24Alp PsA	1.1660	9700.0	90	23769	No
155	GOM_NL__2PRFIN20060916_142708_000000392051_00168_23769_1835.N1	16-SEP-2006 14:27:08	Twi_and_stray	39.000	142	49Del Cap	2.8500	8900.0	78	23769	No
156	GOM_NL__2PRFIN20060916_143121_000000372051_00168_23769_1836.N1	16-SEP-2006 14:31:21	Bright	36.500	162	34Alp Aqr	2.9440	5350.0	73	23769	No
157	GOM_NL__2PRFIN20060916_143421_000000372051_00168_23769_1837.N1	16-SEP-2006 14:34:21	Bright	36.500	61	8Eps Peg	2.1000	3900.0	73	23769	No
158	GOM_NL__2PRFIN20060916_144141_000000362051_00168_23769_1838.N1	16-SEP-2006 14:41:41	Bright	36.000	92	53Eps Cyg	2.5000	4500.0	72	23769	No
159	GOM_NL__2PRFIN20060916_144446_000000362051_00168_23769_1839.N1	16-SEP-2006 14:44:46	Bright	35.500	19	50Alp Cyg	1.2460	10500.	71	23769	No
160	GOM_NL__2PRFIN20060916_144907_000000352051_00168_23769_1840.N1	16-SEP-2006 14:49:07	Bright	35.000	89	5Alp Cep	2.4510	8000.0	70	23769	No

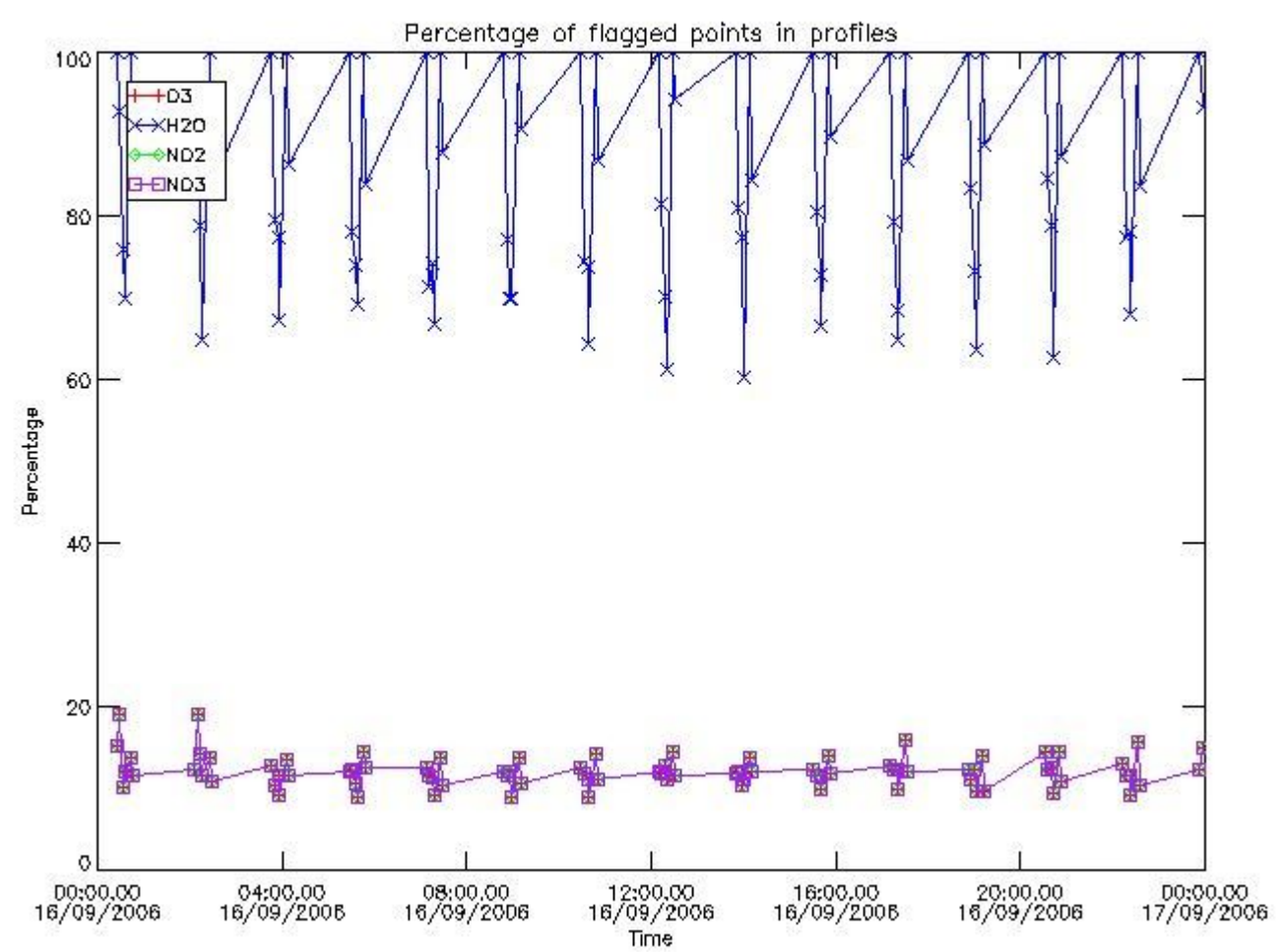
161	GOM_NL__2PRFIN20060916_145646_000000342051_00168_23769_1841.N1	16-SEP-2006 14:56:46	Bright	34.000	49	1Alp UMi	1.9900	6300.0	68	23769	No
162	GOM_NL__2PRFIN20060916_150408_000000362051_00168_23769_1842.N1	16-SEP-2006 15:04:08	Bright	36.000	36	50Alp UMa	1.8000	6300.0	72	23769	No
163	GOM_NL__2PRFIN20060916_150534_000000352051_00168_23769_1843.N1	16-SEP-2006 15:05:34	Bright	35.000	82	48Bet UMa	2.3650	10600.	70	23769	No
164	GOM_NL__2PRFIN20060916_153027_000000422051_00168_23769_1844.N1	16-SEP-2006 15:30:27	Dark	41.500	132	15Rho Pup	2.8030	6900.0	83	23769	No
165	GOM_NL__2PRFIN20060916_153419_000000442051_00168_23769_1845.N1	16-SEP-2006 15:34:19	Dark	44.000	65	Lam Vel	2.2040	4400.0	88	23769	No
166	GOM_NL__2PRFIN20060916_153909_000000452051_00168_23769_1846.N1	16-SEP-2006 15:39:09	Dark	44.500	41	Eps Car	1.8600	4100.0	89	23769	No
167	GOM_NL__2PRFIN20060916_154038_000000572051_00169_23770_1830.N1	16-SEP-2006 15:40:38	Dark	57.000	2	Alp Car	-0.73600	7000.0	114	23770	No
168	GOM_NL__2PRFIN20060916_154944_000000372051_00169_23770_1831.N1	16-SEP-2006 15:49:44	Dark	36.500	135	Bet Hyi	2.8200	5800.0	73	23770	No
169	GOM_NL__2PRFIN20060916_155218_000000442051_00169_23770_1832.N1	16-SEP-2006 15:52:18	Dark	43.500	9	Alp Eri	0.45300	24000.	87	23770	No
170	GOM_NL__2PRFIN20060916_155900_000000392051_00169_23770_1833.N1	16-SEP-2006 15:59:00	Straylight	39.000	31	Alp Gru	1.7340	15200.	78	23770	No
171	GOM_NL__2PRFIN20060916_160147_000000382051_00169_23770_1834.N1	16-SEP-2006 16:01:47	Straylight	38.000	172	Gam Gru	3.0030	13100.	76	23770	No
172	GOM_NL__2PRFIN20060916_160313_000000432051_00169_23770_1835.N1	16-SEP-2006 16:03:13	Straylight	43.000	18	24Alp PsA	1.1660	9700.0	86	23770	No
173	GOM_NL__2PRFIN20060916_160744_000000392051_00169_23770_1836.N1	16-SEP-2006 16:07:44	Tw_i_and_stray	39.000	142	49Del Cap	2.8500	8900.0	78	23770	No
174	GOM_NL__2PRFIN20060916_161157_000000372051_00169_23770_1837.N1	16-SEP-2006 16:11:57	Bright	37.000	162	34Alp Aqr	2.9440	5350.0	74	23770	No
175	GOM_NL__2PRFIN20060916_161458_000000372051_00169_23770_1838.N1	16-SEP-2006 16:14:58	Bright	36.500	61	8Eps Peg	2.1000	3900.0	73	23770	No
176	GOM_NL__2PRFIN20060916_162217_000000352051_00169_23770_1839.N1	16-SEP-2006 16:22:17	Bright	34.500	92	53Eps Cyg	2.5000	4500.0	69	23770	No
177	GOM_NL__2PRFIN20060916_162522_000000372051_00169_23770_1840.N1	16-SEP-2006 16:25:22	Bright	36.500	19	50Alp Cyg	1.2460	10500.	73	23770	No
178	GOM_NL__2PRFIN20060916_162943_000000362051_00169_23770_1841.N1	16-SEP-2006 16:29:43	Bright	36.000	89	5Alp Cep	2.4510	8000.0	72	23770	No
179	GOM_NL__2PRFIN20060916_163722_000000362051_00169_23770_1842.N1	16-SEP-2006 16:37:22	Bright	36.000	49	1Alp UMi	1.9900	6300.0	72	23770	No
180	GOM_NL__2PRFIN20060916_164444_000000372051_00169_23770_1843.N1	16-SEP-2006 16:44:44	Bright	37.000	36	50Alp UMa	1.8000	6300.0	74	23770	No
181	GOM_NL__2PRFIN20060916_164610_000000332051_00169_23770_1844.N1	16-SEP-2006 16:46:10	Bright	33.000	82	48Bet UMa	2.3650	10600.	66	23770	No
182	GOM_NL__2PRFIN20060916_171103_000000402051_00169_23770_1845.N1	16-SEP-2006 17:11:03	Dark	40.000	132	15Rho Pup	2.8030	6900.0	80	23770	No
183	GOM_NL__2PRFIN20060916_171455_000000422051_00169_23770_1846.N1	16-SEP-2006 17:14:55	Dark	41.500	65	Lam Vel	2.2040	4400.0	83	23770	No
184	GOM_NL__2PRFIN20060916_171945_000000422051_00169_23770_1847.N1	16-SEP-2006 17:19:45	Dark	41.500	41	Eps Car	1.8600	4100.0	83	23770	No
185	GOM_NL__2PRFIN20060916_172114_000000522051_00170_23771_1831.N1	16-SEP-2006 17:21:14	Dark	51.500	2	Alp Car	-0.73600	7000.0	103	23771	No
186	GOM_NL__2PRFIN20060916_173020_000000362051_00170_23771_1832.N1	16-SEP-2006 17:30:20	Dark	35.500	135	Bet Hyi	2.8200	5800.0	71	23771	No
187	GOM_NL__2PRFIN20060916_173255_000000422051_00170_23771_1833.N1	16-SEP-2006 17:32:55	Dark	41.500	9	Alp Eri	0.45300	24000.	83	23771	No
188	GOM_NL__2PRFIN20060916_173936_000000372051_00170_23771_1834.N1	16-SEP-2006 17:39:36	Straylight	37.000	31	Alp Gru	1.7340	15200.	74	23771	No
189	GOM_NL__2PRFIN20060916_174223_000000372051_00170_23771_1835.N1	16-SEP-2006 17:42:23	Straylight	36.500	172	Gam Gru	3.0030	13100.	73	23771	No
190	GOM_NL__2PRFIN20060916_174349_000000452051_00170_23771_1836.N1	16-SEP-2006 17:43:49	Straylight	44.500	18	24Alp PsA	1.1660	9700.0	89	23771	No
191	GOM_NL__2PRFIN20060916_174820_000000382051_00170_23771_1837.N1	16-SEP-2006 17:48:20	Tw_i_and_stray	38.000	142	49Del Cap	2.8500	8900.0	76	23771	No
192	GOM_NL__2PRFIN20060916_175233_000000362051_00170_23771_1838.N1	16-SEP-2006 17:52:33	Bright	36.000	162	34Alp Aqr	2.9440	5350.0	72	23771	No
193	GOM_NL__2PRFIN20060916_175534_000000372051_00170_23771_1839.N1	16-SEP-2006 17:55:34	Bright	36.500	61	8Eps Peg	2.1000	3900.0	73	23771	No
194	GOM_NL__2PRFIN20060916_180253_000000342051_00170_23771_1840.N1	16-SEP-2006 18:02:53	Bright	34.000	92	53Eps Cyg	2.5000	4500.0	68	23771	No
195	GOM_NL__2PRFIN20060916_180558_000000352051_00170_23771_1841.N1	16-SEP-2006 18:05:58	Bright	35.000	19	50Alp Cyg	1.2460	10500.	70	23771	No
196	GOM_NL__2PRFIN20060916_181019_000000352051_00170_23771_1842.N1	16-SEP-2006 18:10:19	Bright	35.000	89	5Alp Cep	2.4510	8000.0	70	23771	No
197	GOM_NL__2PRFIN20060916_181758_000000372051_00170_23771_1843.N1	16-SEP-2006 18:17:58	Bright	36.500	49	1Alp UMi	1.9900	6300.0	73	23771	No
198	GOM_NL__2PRFIN20060916_182520_000000372051_00170_23771_1844.N1	16-SEP-2006 18:25:20	Bright	37.000	36	50Alp UMa	1.8000	6300.0	74	23771	No
199	GOM_NL__2PRFIN20060916_182646_000000362051_00170_23771_1845.N1	16-SEP-2006 18:26:46	Bright	35.500	82	48Bet UMa	2.3650	10600.	71	23771	No
200	GOM_NL__2PRFIN20060916_185140_000000422051_00170_23771_1846.N1	16-SEP-2006 18:51:40	Dark	41.500	132	15Rho Pup	2.8030	6900.0	83	23771	No
201	GOM_NL__2PRFIN20060916_185532_000000462051_00170_23771_1847.N1	16-SEP-2006 18:55:32	Dark	45.500	65	Lam Vel	2.2040	4400.0	91	23771	No
202	GOM_NL__2PRFIN20060916_190021_000000422051_00170_23771_1848.N1	16-SEP-2006 19:00:21	Dark	41.500	41	Eps Car	1.8600	4100.0	83	23771	No
203	GOM_NL__2PRFIN20060916_190151_000000532051_00171_23772_1832.N1	16-SEP-2006 19:01:51	Dark	52.500	2	Alp Car	-0.73600	7000.0	105	23772	No
204	GOM_NL__2PRFIN20060916_191056_000000372051_00171_23772_1833.N1	16-SEP-2006 19:10:56	Dark	36.500	135	Bet Hyi	2.8200	5800.0	73	23772	No
205	GOM_NL__2PRFIN20060916_191331_000000532051_00171_23772_1834.N1	16-SEP-2006 19:13:31	Dark	52.500	9	Alp Eri	0.45300	24000.	105	23772	No
206	GOM_NL__2PRFIN20060916_192012_000000402051_00171_23772_1835.N1	16-SEP-2006 19:20:12	Straylight	39.500	31	Alp Gru	1.7340	15200.	79	23772	No
207	GOM_NL__2PRFIN20060916_192300_000000382051_00171_23772_1836.N1	16-SEP-2006 19:23:00	Straylight	37.500	172	Gam Gru	3.0030	13100.	75	23772	No
208	GOM_NL__2PRFIN20060916_192425_000000452051_00171_23772_1837.N1	16-SEP-2006 19:24:25	Straylight	44.500	18	24Alp PsA	1.1660	9700.0	89	23772	No
209	GOM_NL__2PRFIN20060916_192856_000000382051_00171_23772_1838.N1	16-SEP-2006 19:28:56	Tw_i_and_stray	38.000	142	49Del Cap	2.8500	8900.0	76	23772	No
210	GOM_NL__2PRFIN20060916_193309_000000372051_00171_23772_1839.N1	16-SEP-2006 19:33:09	Bright	36.500	162	34Alp Aqr	2.9440	5350.0	73	23772	No
211	GOM_NL__2PRFIN20060916_193610_000000372051_00171_23772_1840.N1	16-SEP-2006 19:36:10	Bright	37.000	61	8Eps Peg	2.1000	3900.0	74	23772	No
212	GOM_NL__2PRFIN20060916_194330_000000362051_00171_23772_1841.N1	16-SEP-2006 19:43:30	Bright	35.500	92	53Eps Cyg	2.5000	4500.0	71	23772	No
213	GOM_NL__2PRFIN20060916_194635_000000372051_00171_23772_1842.N1	16-SEP-2006 19:46:35	Bright	37.000	19	50Alp Cyg	1.2460	10500.	74	23772	No
214	GOM_NL__2PRFIN20060916_195055_000000442051_00171_23772_1843.N1	16-SEP-2006 19:50:55	Bright	43.500	89	5Alp Cep	2.4510	8000.0	87	23772	No
215	GOM_NL__2PRFIN20060916_195834_000000372051_00171_23772_1844.N1	16-SEP-2006 19:58:34	Bright	36.500	49	1Alp UMi	1.9900	6300.0	73	23772	No
216	GOM_NL__2PRFIN20060916_200556_000000352051_00171_23772_1845.N1	16-SEP-2006 20:05:56	Bright	34.500	36	50Alp UMa	1.8000	6300.0	69	23772	No
217	GOM_NL__2PRFIN20060916_200723_000000332051_00171_23772_1846.N1	16-SEP-2006 20:07:23	Bright	33.000	82	48Bet UMa	2.3650	10600.	66	23772	No
218	GOM_NL__2PRFIN20060916_203216_000000392051_00171_23772_1847.N1	16-SEP-2006 20:32:16	Dark	38.500	132	15Rho Pup	2.8030	6900.0	77	23772	No
219	GOM_NL__2PRFIN20060916_203608_000000462051_00171_23772_1848.N1	16-SEP-2006 20:36:08	Dark	46.000	65	Lam Vel	2.2040	4400.0	92	23772	No

220	GOM_NL__2PRFIN20060916_204057_000000412051_00171_23772_1849.N1	16-SEP-2006 20:40:57	Dark	40.500	41	Eps Car	1.8600	4100.0	81	23772	No
221	GOM_NL__2PRFIN20060916_204228_000000542051_00172_23773_1833.N1	16-SEP-2006 20:42:28	Dark	54.000	2	Alp Car	-0.73600	7000.0	108	23773	No
222	GOM_NL__2PRFIN20060916_205132_000000362051_00172_23773_1834.N1	16-SEP-2006 20:51:32	Dark	35.500	135	Bet Hyi	2.8200	5800.0	71	23773	No
223	GOM_NL__2PRFIN20060916_205408_000000472051_00172_23773_1835.N1	16-SEP-2006 20:54:08	Dark	46.500	9	Alp Eri	0.45300	24000.	93	23773	No
224	GOM_NL__2PRFIN20060916_210048_000000392051_00172_23773_1836.N1	16-SEP-2006 21:00:48	Straylight	38.500	31	Alp Gru	1.7340	15200.	77	23773	No
225	GOM_NL__2PRFIN20060916_210336_000000392051_00172_23773_1837.N1	16-SEP-2006 21:03:36	Straylight	38.500	172	Gam Gru	3.0030	13100.	77	23773	No
226	GOM_NL__2PRFIN20060916_210501_000000432051_00172_23773_1838.N1	16-SEP-2006 21:05:01	Straylight	43.000	18	24Alp PsA	1.1660	9700.0	86	23773	No
227	GOM_NL__2PRFIN20060916_210932_000000402051_00172_23773_1839.N1	16-SEP-2006 21:09:32	Twilight_and_stray	39.500	142	49Del Cap	2.8500	8900.0	79	23773	No
228	GOM_NL__2PRFIN20060916_211346_000000372051_00172_23773_1840.N1	16-SEP-2006 21:13:46	Bright	36.500	162	34Alp Aqr	2.9440	5350.0	73	23773	No
229	GOM_NL__2PRFIN20060916_211646_000000382051_00172_23773_1841.N1	16-SEP-2006 21:16:46	Bright	37.500	61	8Eps Peg	2.1000	3900.0	75	23773	No
230	GOM_NL__2PRFIN20060916_212406_000000372051_00172_23773_1842.N1	16-SEP-2006 21:24:06	Bright	37.000	92	53Eps Cyg	2.5000	4500.0	74	23773	No
231	GOM_NL__2PRFIN20060916_212711_000000382051_00172_23773_1843.N1	16-SEP-2006 21:27:11	Bright	38.000	19	50Alp Cyg	1.2460	10500.	76	23773	No
232	GOM_NL__2PRFIN20060916_213131_000000352051_00172_23773_1844.N1	16-SEP-2006 21:31:31	Bright	35.000	89	5Alp Cep	2.4510	8000.0	70	23773	No
233	GOM_NL__2PRFIN20060916_213910_000000362051_00172_23773_1845.N1	16-SEP-2006 21:39:10	Bright	35.500	49	1Alp UMi	1.9900	6300.0	71	23773	No
234	GOM_NL__2PRFIN20060916_214632_000000372051_00172_23773_1846.N1	16-SEP-2006 21:46:32	Bright	36.500	36	50Alp UMa	1.8000	6300.0	73	23773	No
235	GOM_NL__2PRFIN20060916_214759_000000412051_00172_23773_1847.N1	16-SEP-2006 21:47:59	Bright	40.500	82	48Bet UMa	2.3650	10600.	81	23773	No
236	GOM_NL__2PRFIN20060916_221253_000000392051_00172_23773_1848.N1	16-SEP-2006 22:12:53	Dark	39.000	132	15Rho Pup	2.8030	6900.0	78	23773	No
237	GOM_NL__2PRFIN20060916_221644_000000452051_00172_23773_1849.N1	16-SEP-2006 22:16:44	Dark	44.500	65	Lam Vel	2.2040	4400.0	89	23773	No
238	GOM_NL__2PRFIN20060916_222133_000000492051_00172_23773_1850.N1	16-SEP-2006 22:21:33	Dark	48.500	41	Eps Car	1.8600	4100.0	97	23773	No
239	GOM_NL__2PRFIN20060916_222304_000000552051_00173_23774_1834.N1	16-SEP-2006 22:23:04	Dark	55.000	2	Alp Car	-0.73600	7000.0	110	23774	No
240	GOM_NL__2PRFIN20060916_223208_000000362051_00173_23774_1835.N1	16-SEP-2006 22:32:08	Dark	36.000	135	Bet Hyi	2.8200	5800.0	72	23774	No
241	GOM_NL__2PRFIN20060916_223444_000000502051_00173_23774_1836.N1	16-SEP-2006 22:34:44	Dark	49.500	9	Alp Eri	0.45300	24000.	99	23774	No
242	GOM_NL__2PRFIN20060916_224124_000000412051_00173_23774_1837.N1	16-SEP-2006 22:41:24	Straylight	41.000	31	Alp Gru	1.7340	15200.	82	23774	No
243	GOM_NL__2PRFIN20060916_224412_000000372051_00173_23774_1838.N1	16-SEP-2006 22:44:12	Straylight	37.000	172	Gam Gru	3.0030	13100.	74	23774	No
244	GOM_NL__2PRFIN20060916_224538_000000432051_00173_23774_1839.N1	16-SEP-2006 22:45:38	Straylight	42.500	18	24Alp PsA	1.1660	9700.0	85	23774	No
245	GOM_NL__2PRFIN20060916_225009_000000392051_00173_23774_1840.N1	16-SEP-2006 22:50:09	Twilight_and_stray	38.500	142	49Del Cap	2.8500	8900.0	77	23774	No
246	GOM_NL__2PRFIN20060916_225422_000000372051_00173_23774_1841.N1	16-SEP-2006 22:54:22	Bright	37.000	162	34Alp Aqr	2.9440	5350.0	74	23774	No
247	GOM_NL__2PRFIN20060916_225722_000000382051_00173_23774_1842.N1	16-SEP-2006 22:57:22	Bright	37.500	61	8Eps Peg	2.1000	3900.0	75	23774	No
248	GOM_NL__2PRFIN20060916_230442_000000362051_00173_23774_1843.N1	16-SEP-2006 23:04:42	Bright	35.500	92	53Eps Cyg	2.5000	4500.0	71	23774	No
249	GOM_NL__2PRFIN20060916_230747_000000382051_00173_23774_1844.N1	16-SEP-2006 23:07:47	Bright	37.500	19	50Alp Cyg	1.2460	10500.	75	23774	No
250	GOM_NL__2PRFIN20060916_231207_000000352051_00173_23774_1845.N1	16-SEP-2006 23:12:07	Bright	34.500	89	5Alp Cep	2.4510	8000.0	69	23774	No
251	GOM_NL__2PRFIN20060916_231946_000000362051_00173_23774_1846.N1	16-SEP-2006 23:19:46	Bright	35.500	49	1Alp UMi	1.9900	6300.0	71	23774	No
252	GOM_NL__2PRFIN20060916_232708_000000362051_00173_23774_1847.N1	16-SEP-2006 23:27:08	Bright	36.000	36	50Alp UMa	1.8000	6300.0	72	23774	No
253	GOM_NL__2PRFIN20060916_232835_000000352051_00173_23774_1848.N1	16-SEP-2006 23:28:35	Bright	35.000	82	48Bet UMa	2.3650	10600.	70	23774	No
254	GOM_NL__2PRFIN20060916_235329_000000422051_00173_23774_1849.N1	16-SEP-2006 23:53:29	Dark	41.500	132	15Rho Pup	2.8030	6900.0	83	23774	No
255	GOM_NL__2PRFIN20060916_235720_000000382051_00173_23774_1850.N1	16-SEP-2006 23:57:20	Dark	37.500	65	Lam Vel	2.2040	4400.0	75	23774	No

3. Quality information per product

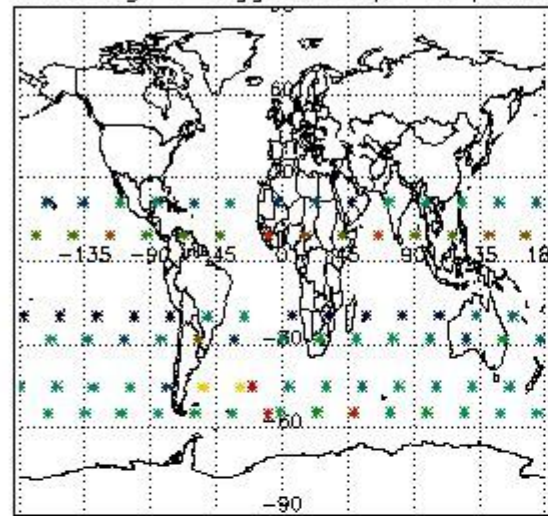
In this section it is plotted some information contained in the Quality Summary data set of the level 2 products. Only products in dark limb conditions and without errors (error flag in the MPH set to "0") are used.

3.1 Plot quality information per product (time dependant)

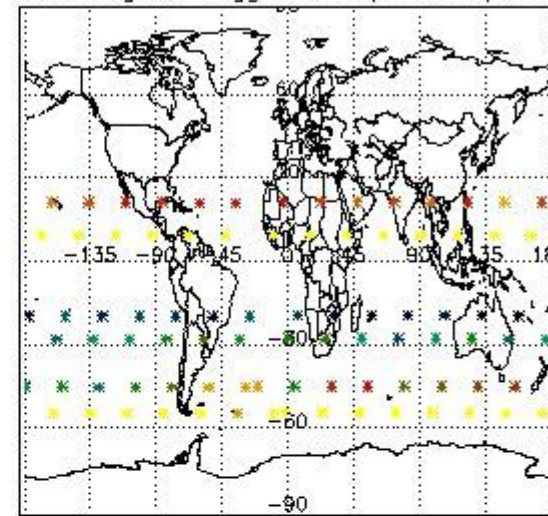


3.2 Plot quality information per product (world map)

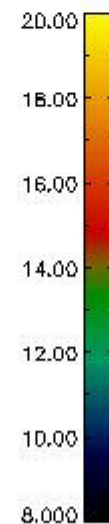
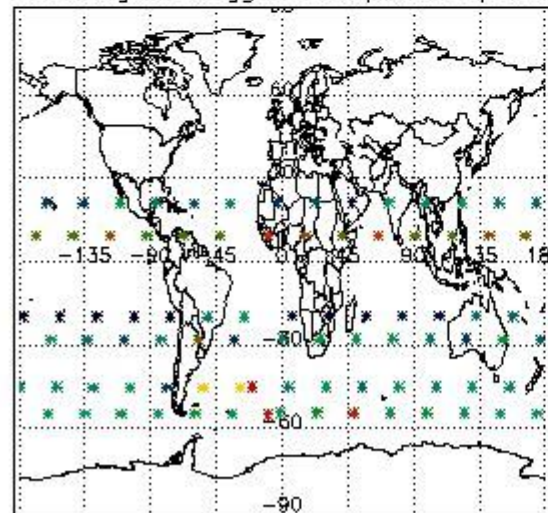
Percentage of flagged data per O3 profile



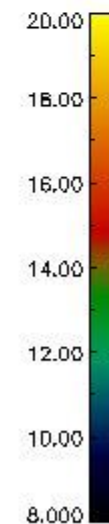
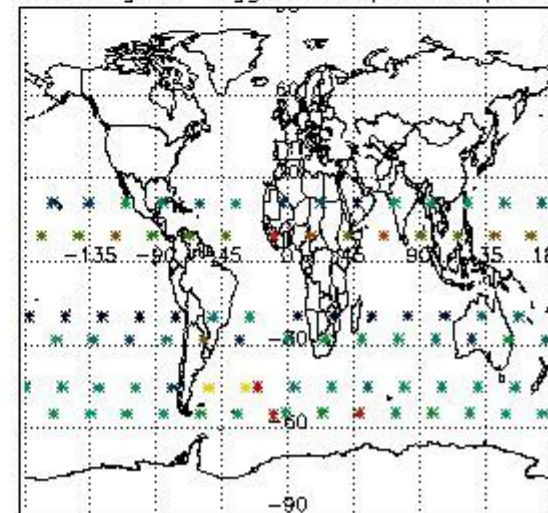
Percentage of flagged data per H2O profile



Percentage of flagged data per NO2 profile



Percentage of flagged data per NO3 profile

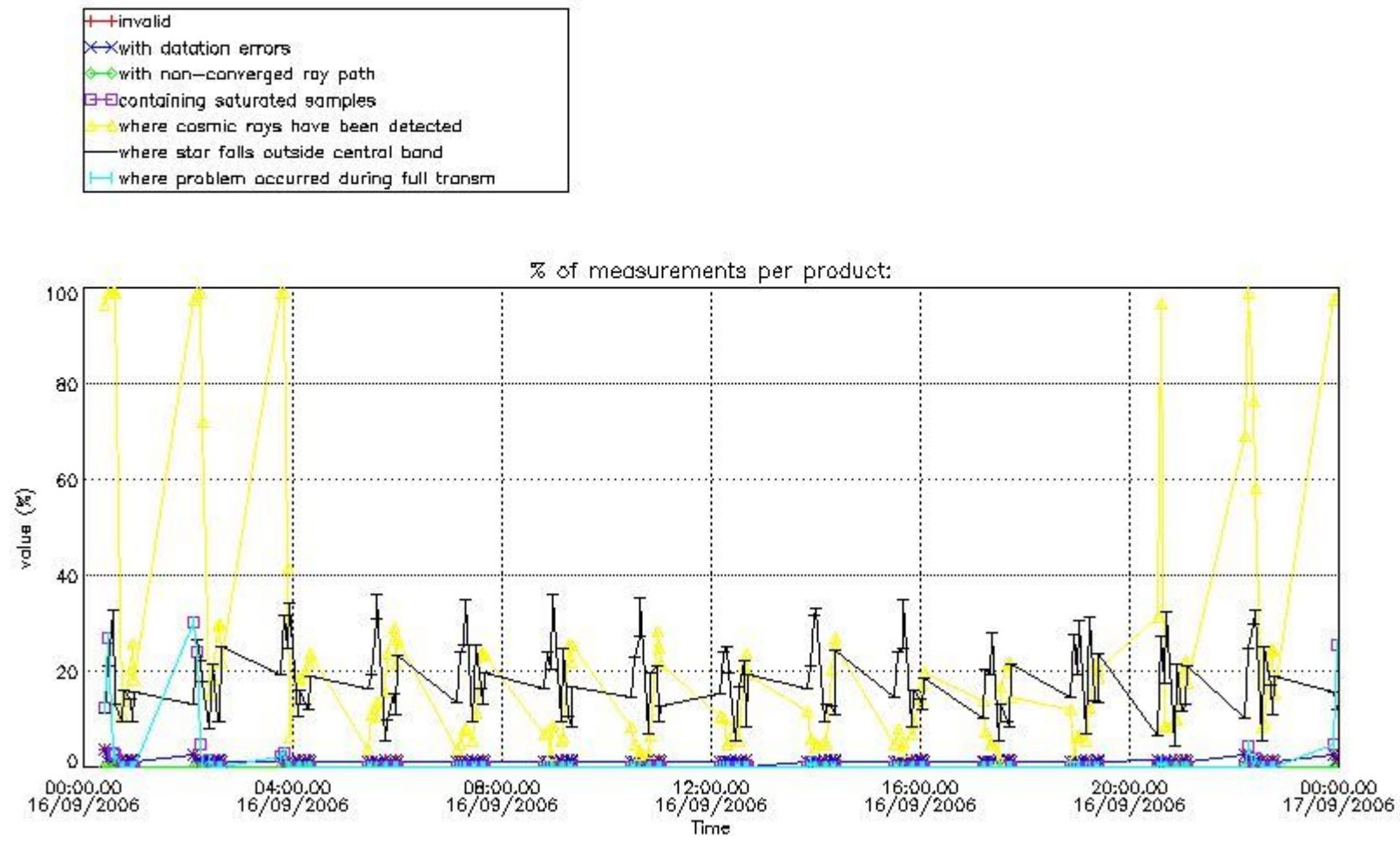


4. Level 1 quality information per product

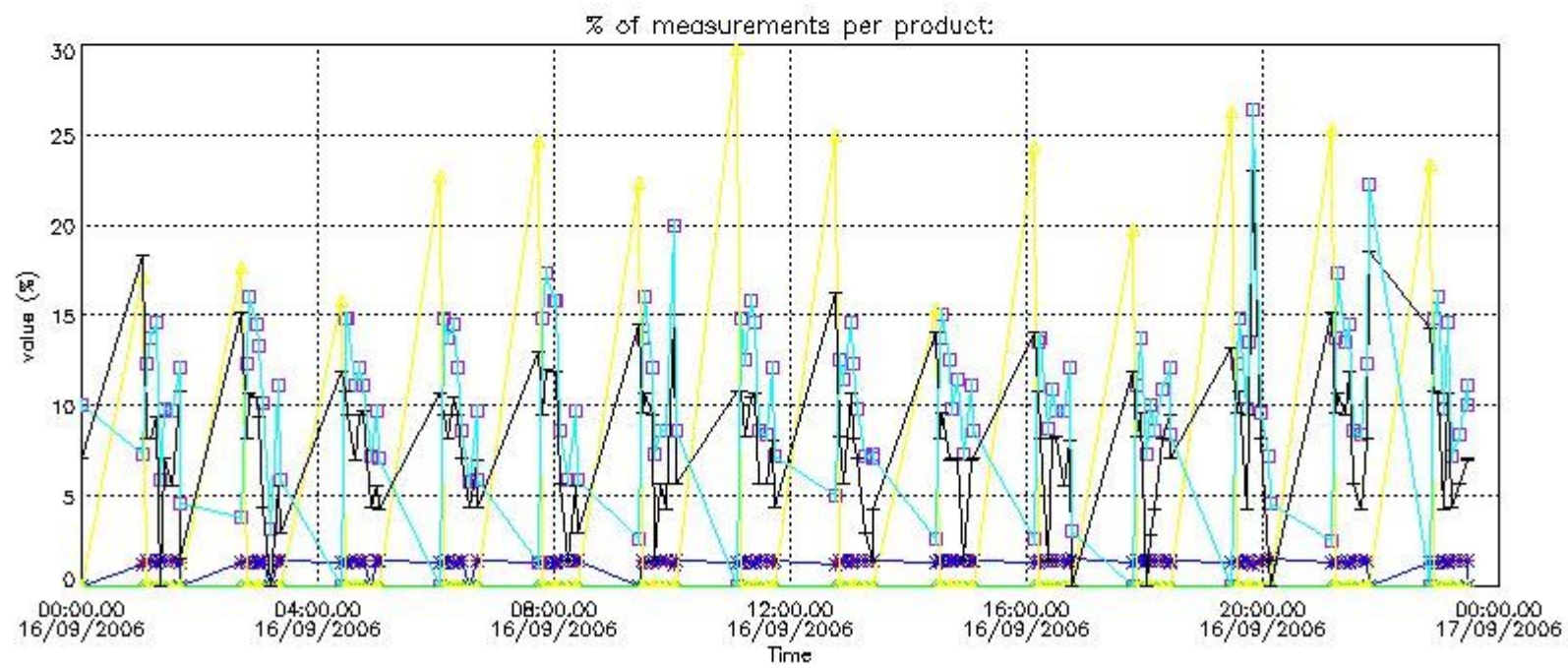
In this section it is plotted some information contained in the Quality Summary data set of the level 2 products that comes from the level 1b processing. Products without errors (error flag in the MPH set to "0") are used.

4.1 Plot quality information per product (time dependant) coming from level 1b processing

4.1.1 Plot level 1 quality information per product (time dependant): ENVISAT ASCENDING passes

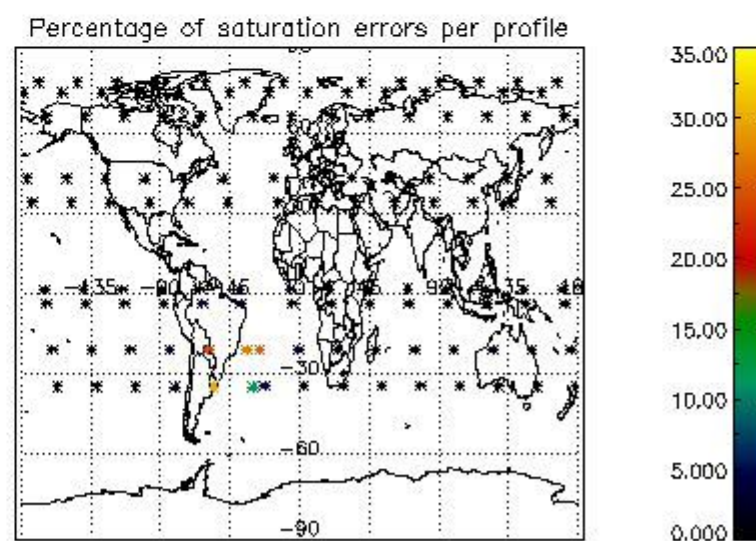
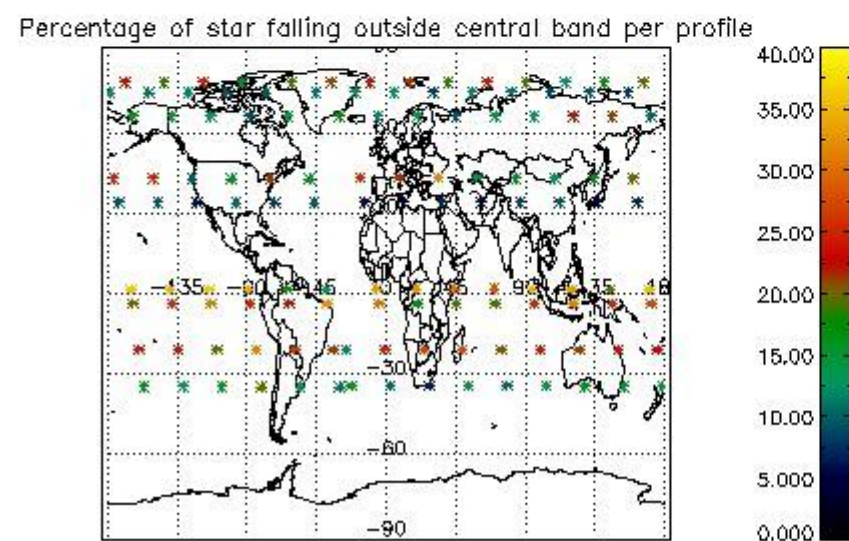
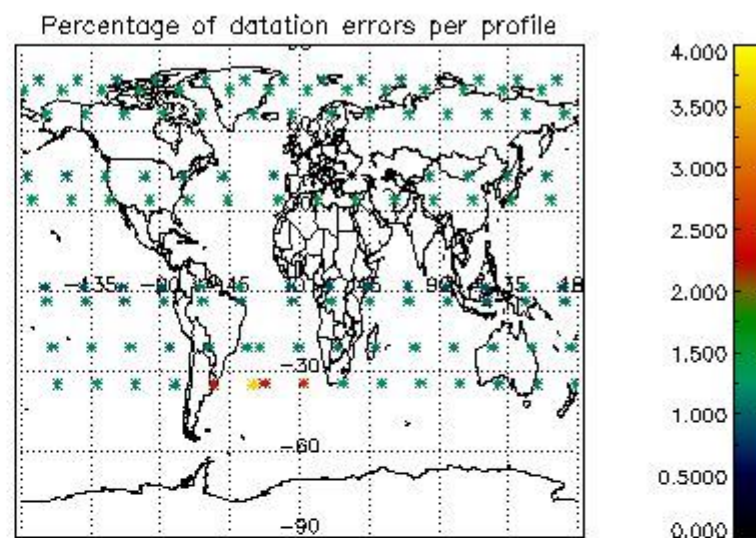
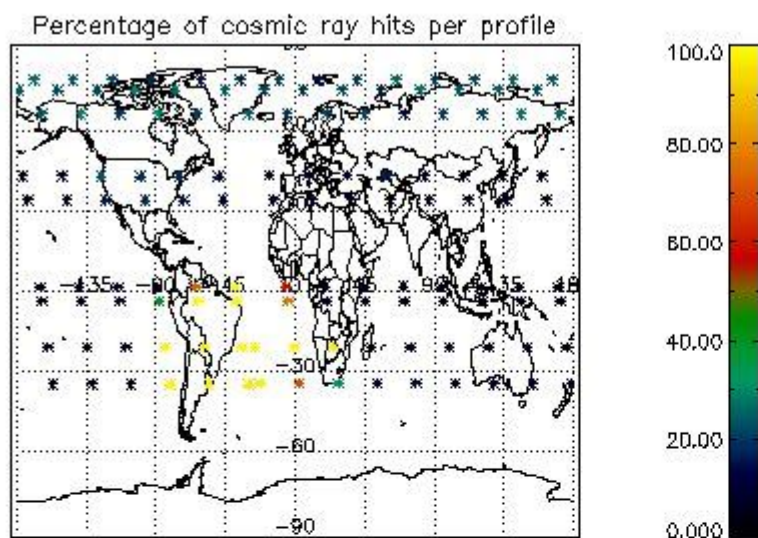


4.1.2 Plot level 1 quality information per product (time dependant): ENVI SAT DESCENDING passes

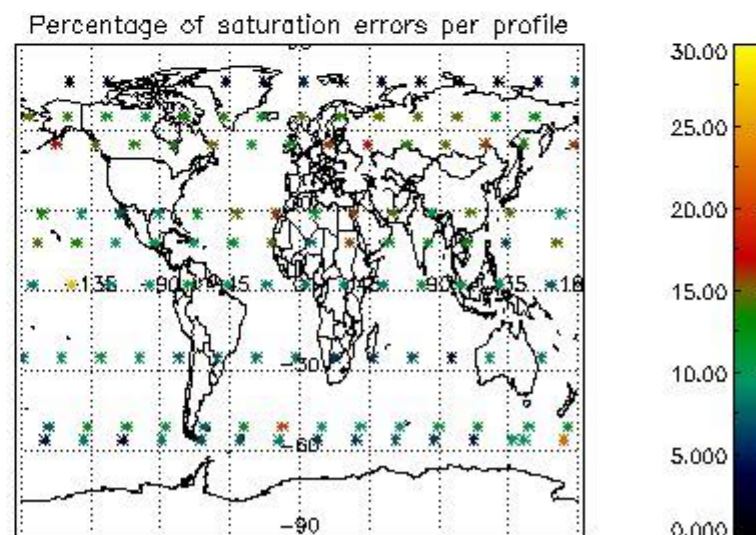
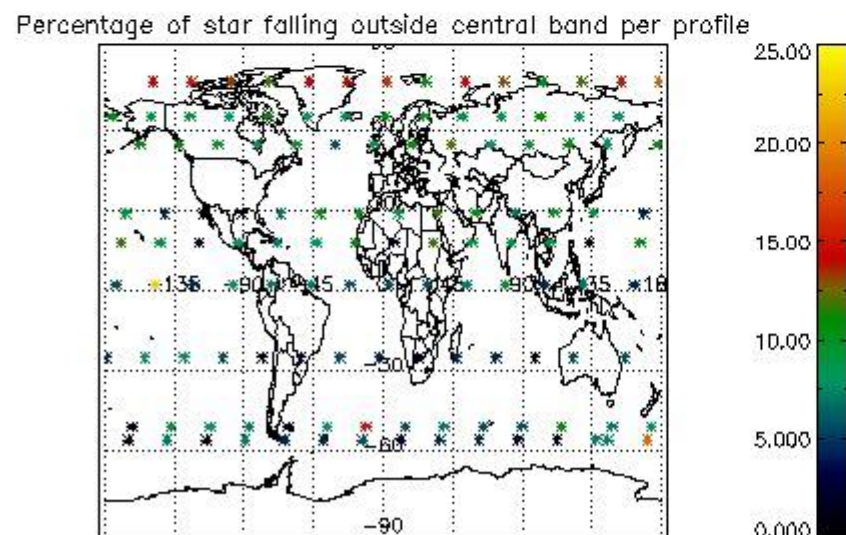
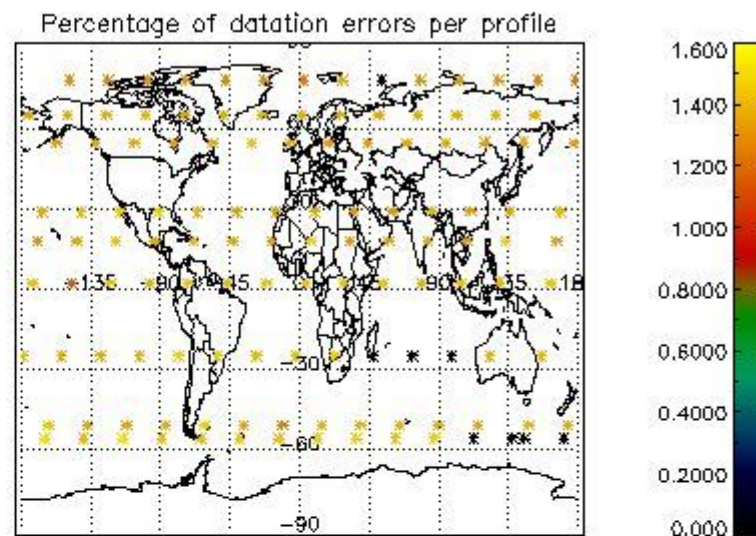
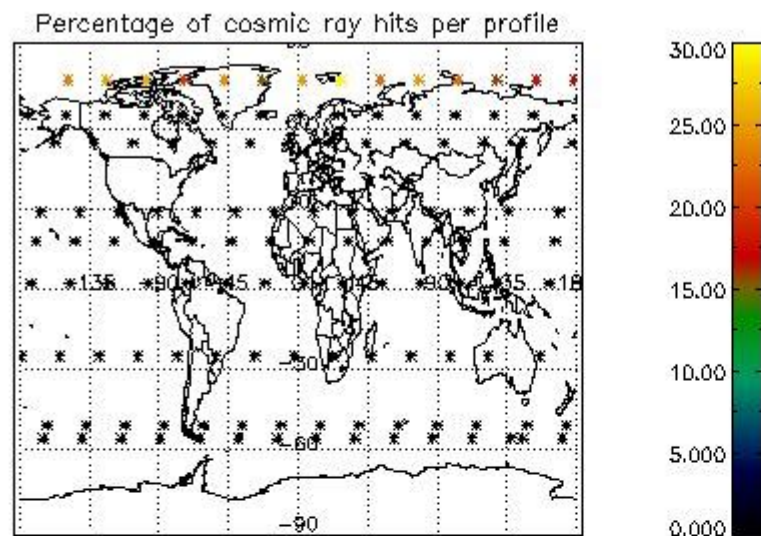


4.2 Plot quality information per product coming from level 1b processing (world map)

4.2.1 Plot level 1 quality information per product (world map): ENVISAT ASCENDING passes



4.2.2 Plot level 1 quality information per product (world map): ENVISAT DESCENDING passes



5. Trace gas profiles

5.1 Ozone statistics based on quality of products

The final quality of the products can be "measured" using the STD (Standard Deviation) attached to every point profile. This information is written to the parameter GOM_NL__2P/NL_LOCAL_SPECIES_DENSITY/o3_std of the level 2 products. The table below shows the statistics for given STD ranges.

The statistics are given with respect to the overall valid production:

- Products without fatal errors: GOM_NL__2P/MPH/PRODUCT_ERR=0
- Valid point profile: GOM_NL__2P/NL_LOCAL_SPECIES_DENSITY/pcd(0)=0

The 'Criteria' is applied to valid points of dark limb products:

- Products in dark limb illumination condition: GOM_NL__2P/NL_SUMMARY_QUALITY/obs_ill_cond=0
- Products without fatal errors: GOM_NL__2P/MPH/PRODUCT_ERR=0
- Valid point profile: GOM_NL__2P/NL_LOCAL_SPECIES_DENSITY/pcd(0)=0

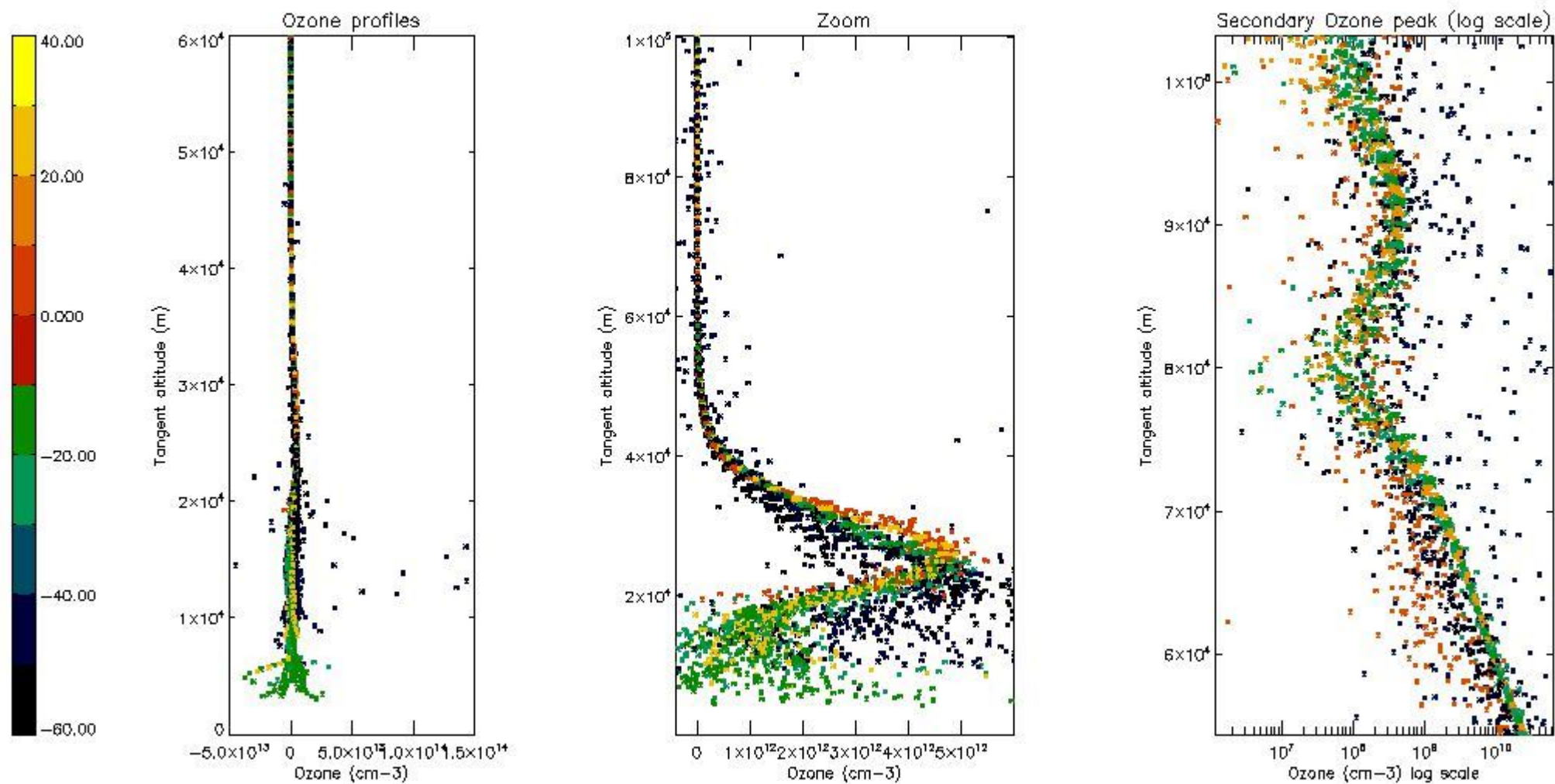
So, the table below shows the percentage of dark limb and valid observations for each criteria with respect to the overall valid daily observations.

Criteria	% of total production
All STD	39
STD < 20	19

STD < 10	14
STD < 5	8

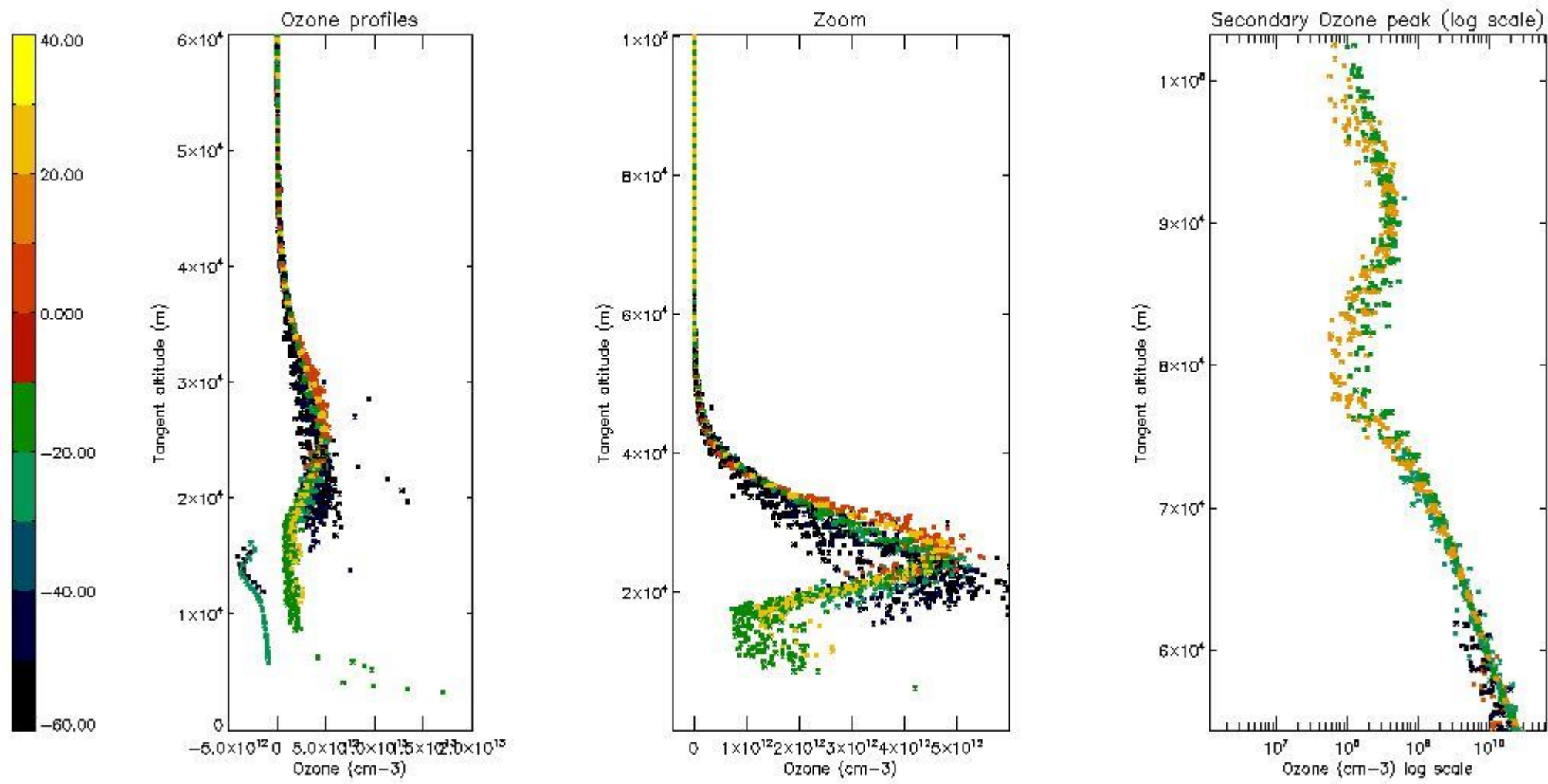
5.2 Plot ozone profiles for all STD (dark without errors)

The colorbar represents the latitude.



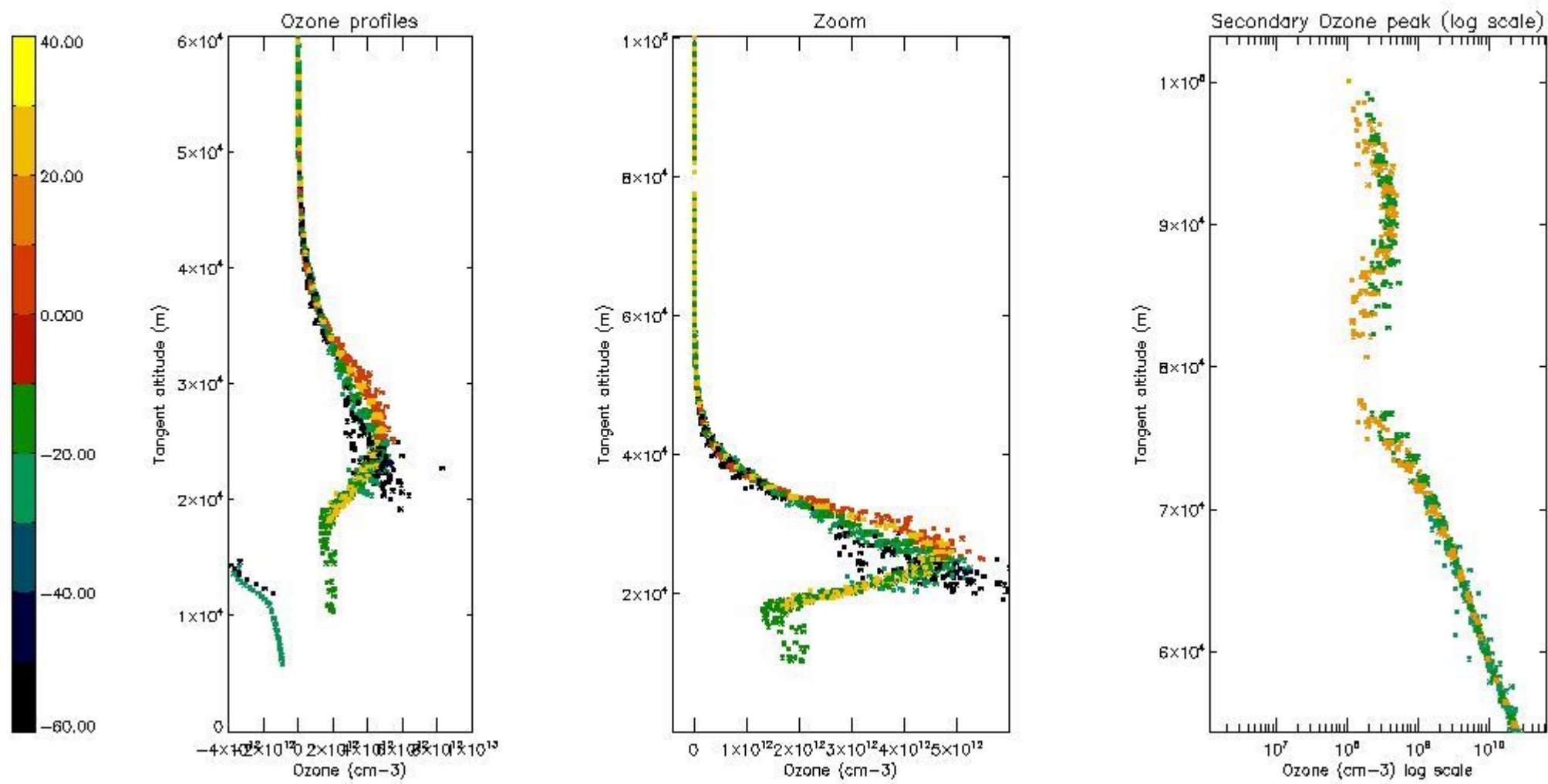
5.3 Plot ozone profiles where STD < 20% (dark without errors)

The colorbar represents the latitude.



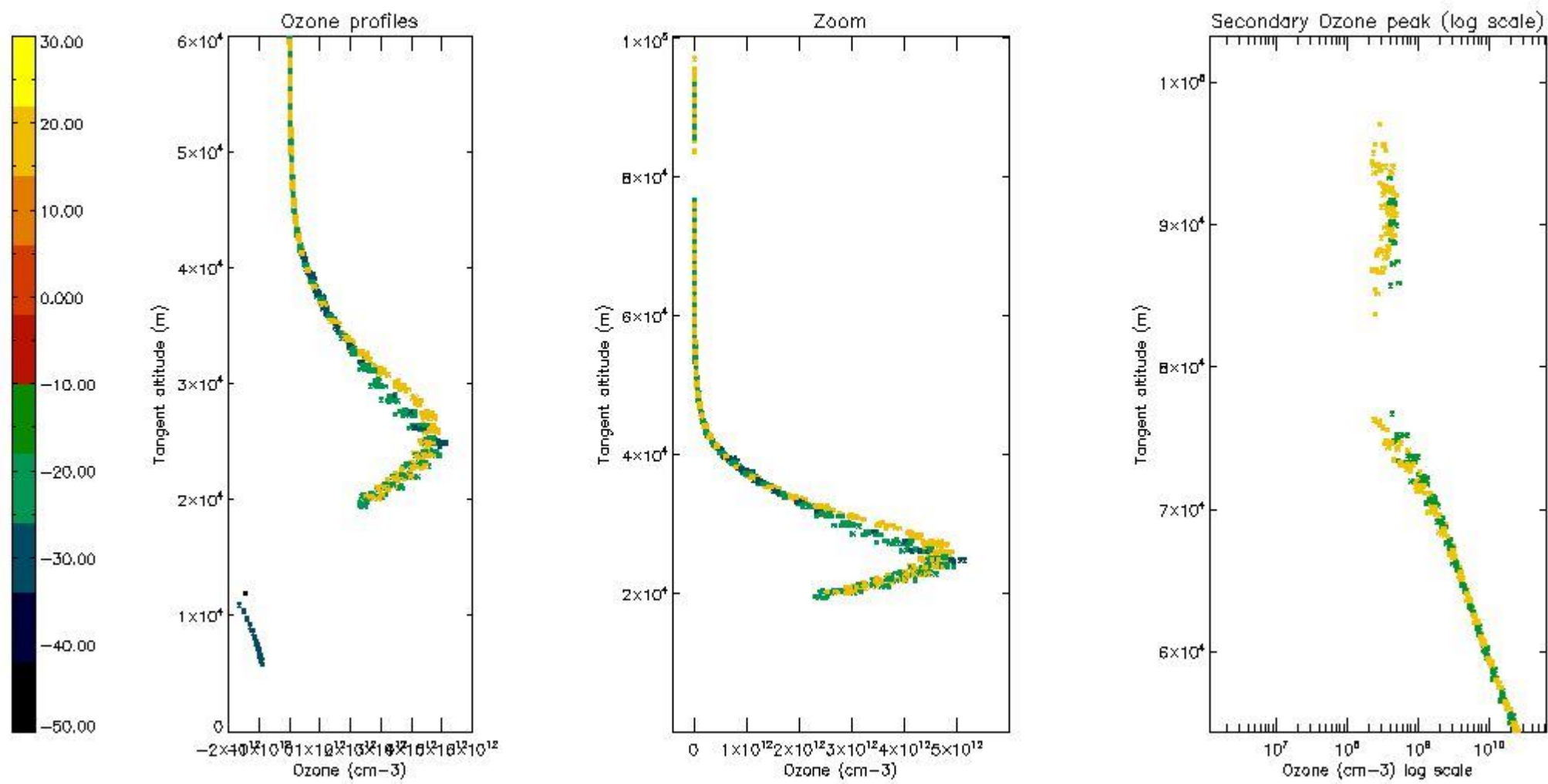
5.4 Plot ozone profiles where STD < 10% (dark without errors)

The colorbar represents the latitude.



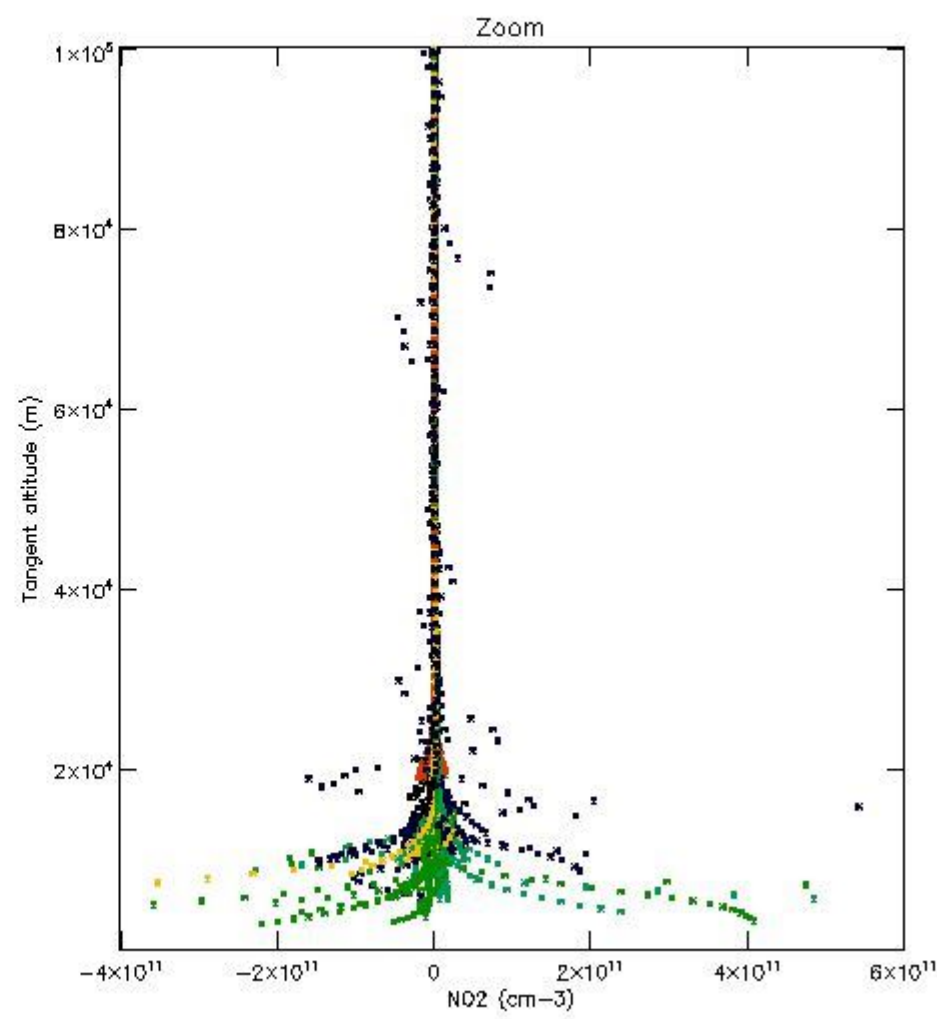
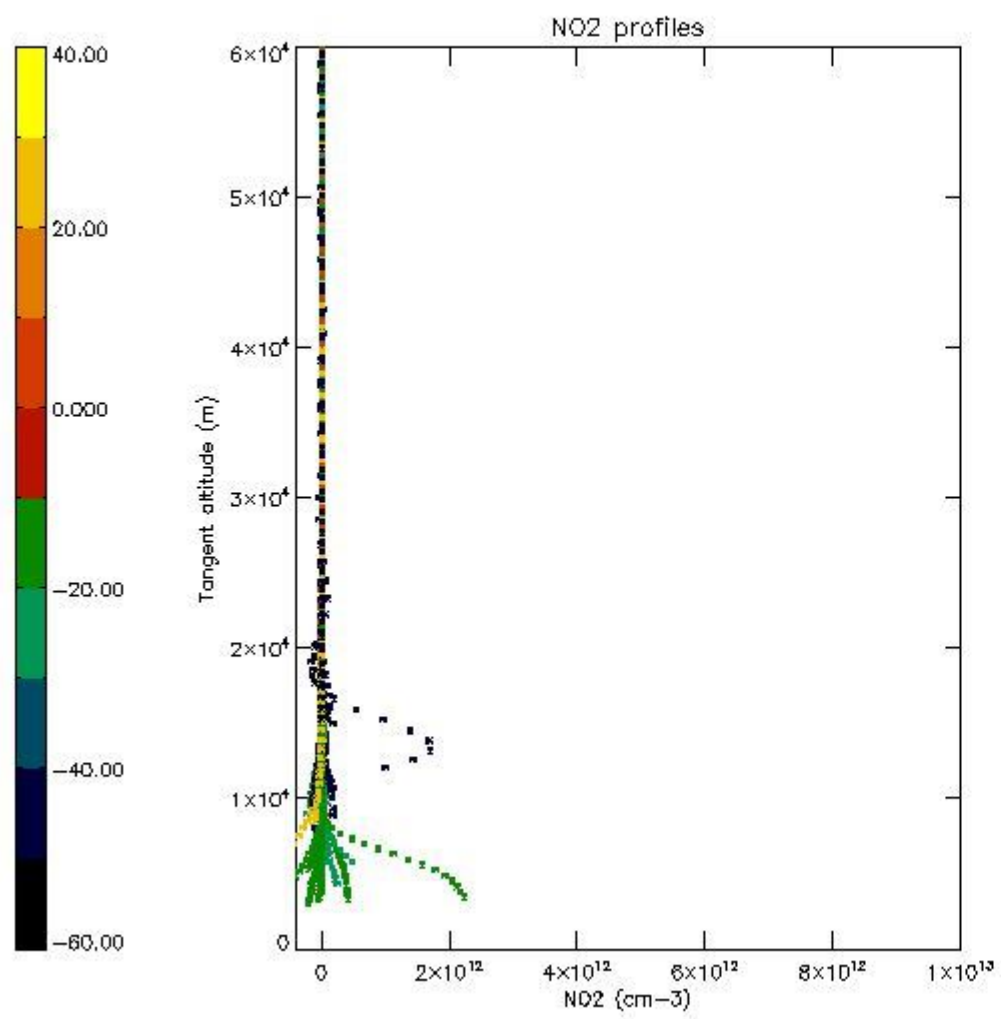
5.5 Plot ozone profiles where STD < 5% (dark without errors)

The colorbar represents the latitude.



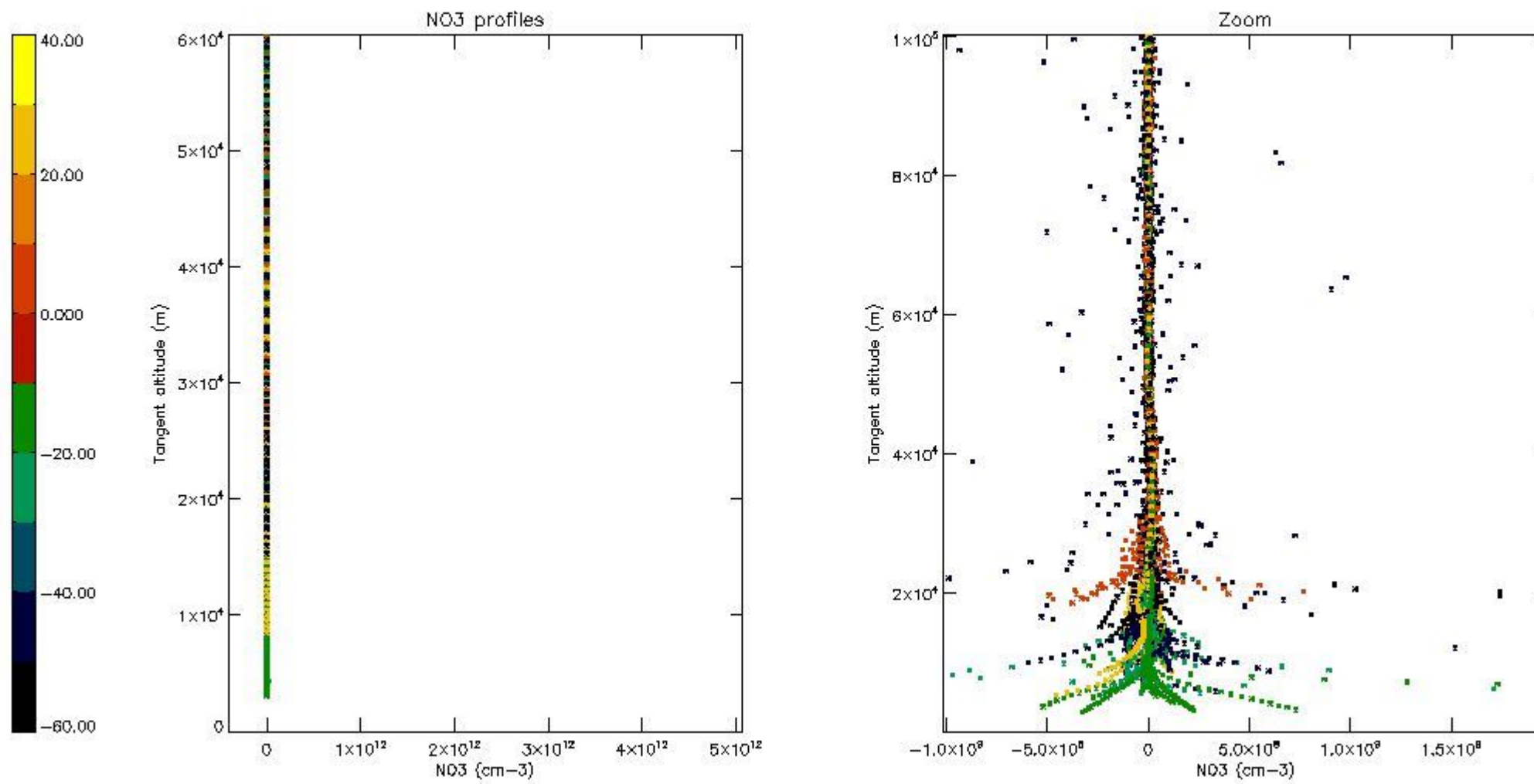
5.6 Plot NO₂ profiles for all STD (dark without errors)

The colorbar represents the latitude.



5.7 Plot NO3 profiles for all STD (dark without errors)

The colorbar represents the latitude.



6. Auxiliary Data Files used for the production reported in section 2

The number reported in the third column indicates since which file (see list in section 2) the corresponding auxiliary file has been used. The fourth column is the date of those product files.

Type	Auxiliary Filename	Used since product	Used since product date
INST_PHYS_CHARACTERISTICS	GOM_INS_AXVIEC20091111_143220_20030716_120000_20500101_000000	1	16-SEP-2006 00:00:09
LEVEL-2_PROC_CONFIG	GOM_PR2_AXVIEC20091111_152718_20020301_000000_20500101_000000	1	16-SEP-2006 00:00:09
CROSS_SECTIONS_FILE	GOM_CRS_AXVIEC20091111_154832_20020301_000000_20500101_000000	1	16-SEP-2006 00:00:09

GOMOS Level 2 Daily Report

SUMMARY

[1. General Info](#)

[2. Summary of processed GOM_NL_2P products](#)

[3. Level 2 Quality information per product](#)

[3.1 Plot of level 2 quality information per product \(time dependant\)](#)

[3.2 Plot of level 2 quality information per product \(world map\)](#)

[4. Level 1 Quality information per product \(stored on level 2 products\)](#)

[4.1 Plot of level 1 quality information per product \(time dependant\)](#)

[4.1.1 Plot of level 1 quality information per product \(time dependant\): ASCENDING](#)

[4.1.2 Plot of level 1 quality information per product \(time dependant\): DESCENDING](#)

[4.2 Plot of level 1 quality information per product \(world map\)](#)

[4.2.1 Plot of level 1 quality information per product \(world map\): ASCENDING](#)

[4.2.2 Plot of level 1 quality information per product \(world map\): DESCENDING](#)

[5. Ozone profiles based on quality statistics and other trace gas profiles](#)

[5.1 Ozone statistics based on quality of products](#)

[5.2 Plot ozone profiles for all STD \(dark without errors\)](#)

[5.3 Plot ozone profiles where STD < 20% \(dark without errors\)](#)

[5.4. Plot ozone profiles where STD < 10% \(dark without errors\)](#)

[5.5. Plot ozone profiles where STD < 5% \(dark without errors\)](#)

[5.6 Plot NO2 profiles for all STD \(dark without errors\)](#)

[5.7 Plot NO3 profiles for all STD \(dark without errors\)](#)

[5.8 Plot H2O profiles \(only for occultations of stars 1,2,3,4,13,14,16,26,63 dark without errors\) for all STD](#)

[6. Auxiliary Data Files used for the production reported in section 2](#)

This report presents the daily analysis on parameters extracted from GOMOS level 2 data (GOM_NL__2P). It is intended to monitor some important parameters that will impact the quality of these products. A list of level 2 products (and content) that have arrived during the reporting day to the PCF is also given.

Item	Value
Time of report generation	24APR2013 04:11:20
Data source version	GOMOS/6.01
Start time of products	16-09-2006 (16SEP2006 00:00:00)
Stop time of products	17-09-2006 (17SEP2006 00:00:00)
Store outputs in DB	Yes
Nb of level 2 prods	255
Nb of prods with errors	0

2. Summary of processed GOM_NL__2P products.

Nr	Filename	UTC Start time	Limb	Duration	Star Id	Star Name	Star Mag	Star Temp	Nb Meas	Orbit	Prod. error
1	GOM_NL__2PRFIN20060916_000009_00000352051_00159_23760_1732.N1	16-SEP-2006 00:00:09	Bright	35.000	82	48Bet UMa	2.3650	10600.	70	23760	No
2	GOM_NL__2PRFIN20060916_002459_00000412051_00159_23760_1733.N1	16-SEP-2006 00:24:59	Dark	40.500	132	15Rho Pup	2.8030	6900.0	81	23760	No
3	GOM_NL__2PRFIN20060916_002854_00000432051_00159_23760_1734.N1	16-SEP-2006 00:28:54	Dark	42.500	65	Lam Vel	2.2040	4400.0	85	23760	No
4	GOM_NL__2PRFIN20060916_003343_00000512051_00159_23760_1735.N1	16-SEP-2006 00:33:43	Dark	50.500	41	Eps Car	1.8600	4100.0	101	23760	No
5	GOM_NL__2PRFIN20060916_003509_00000422051_00160_23761_1718.N1	16-SEP-2006 00:35:09	Dark	42.000	2	Alp Car	-0.73600	7000.0	84	23761	No
6	GOM_NL__2PRFIN20060916_004419_00000372051_00160_23761_1719.N1	16-SEP-2006 00:44:19	Dark	37.000	135	Bet Hyi	2.8200	5800.0	74	23761	No
7	GOM_NL__2PRFIN20060916_004650_00000442051_00160_23761_1720.N1	16-SEP-2006 00:46:50	Dark	44.000	9	Alp Eri	0.45300	24000.	88	23761	No
8	GOM_NL__2PRFIN20060916_005335_00000392051_00160_23761_1721.N1	16-SEP-2006 00:53:35	Straylight	39.000	31	Alp Gru	1.7340	15200.	78	23761	No
9	GOM_NL__2PRFIN20060916_005622_00000372051_00160_23761_1722.N1	16-SEP-2006 00:56:22	Straylight	37.000	172	Gam Gru	3.0030	13100.	74	23761	No
10	GOM_NL__2PRFIN20060916_005748_00000422051_00160_23761_1723.N1	16-SEP-2006 00:57:48	Straylight	41.500	18	24Alp PsA	1.1660	9700.0	83	23761	No
11	GOM_NL__2PRFIN20060916_010219_00000412051_00160_23761_1724.N1	16-SEP-2006 01:02:19	Twilight_and_stray	41.000	142	49Del Cap	2.8500	8900.0	82	23761	No
12	GOM_NL__2PRFIN20060916_010633_00000372051_00160_23761_1725.N1	16-SEP-2006 01:06:33	Bright	36.500	162	34Alp Aqr	2.9440	5350.0	73	23761	No
13	GOM_NL__2PRFIN20060916_010933_00000372051_00160_23761_1726.N1	16-SEP-2006 01:09:33	Bright	36.500	61	8Eps Peg	2.1000	3900.0	73	23761	No
14	GOM_NL__2PRFIN20060916_011651_00000382051_00160_23761_1727.N1	16-SEP-2006 01:16:51	Bright	37.500	92	53Eps Cyg	2.5000	4500.0	75	23761	No
15	GOM_NL__2PRFIN20060916_011956_00000342051_00160_23761_1728.N1	16-SEP-2006 01:19:56	Bright	34.000	19	50Alp Cyg	1.2460	10500.	68	23761	No
16	GOM_NL__2PRFIN20060916_012419_00000362051_00160_23761_1729.N1	16-SEP-2006 01:24:19	Bright	35.500	89	5Alp Cep	2.4510	8000.0	71	23761	No
17	GOM_NL__2PRFIN20060916_013159_00000362051_00160_23761_1730.N1	16-SEP-2006 01:31:59	Bright	36.000	49	1Alp UMi	1.9900	6300.0	72	23761	No
18	GOM_NL__2PRFIN20060916_013918_00000372051_00160_23761_1731.N1	16-SEP-2006 01:39:18	Bright	37.000	36	50Alp UMa	1.8000	6300.0	74	23761	No
19	GOM_NL__2PRFIN20060916_014045_00000332051_00160_23761_1732.N1	16-SEP-2006 01:40:45	Bright	33.000	82	48Bet UMa	2.3650	10600.	66	23761	No
20	GOM_NL__2PRFIN20060916_020535_00000422051_00160_23761_1733.N1	16-SEP-2006 02:05:35	Dark	41.500	132	15Rho Pup	2.8030	6900.0	83	23761	No
21	GOM_NL__2PRFIN20060916_020930_00000462051_00160_23761_1734.N1	16-SEP-2006 02:09:30	Dark	45.500	65	Lam Vel	2.2040	4400.0	91	23761	No
22	GOM_NL__2PRFIN20060916_021419_00000432051_00160_23761_1735.N1	16-SEP-2006 02:14:19	Dark	43.000	41	Eps Car	1.8600	4100.0	86	23761	No
23	GOM_NL__2PRFIN20060916_021545_00000452051_00161_23762_1718.N1	16-SEP-2006 02:15:45	Dark	44.500	2	Alp Car	-0.73600	7000.0	89	23762	No
24	GOM_NL__2PRFIN20060916_022455_00000372051_00161_23762_1719.N1	16-SEP-2006 02:24:55	Dark	37.000	135	Bet Hyi	2.8200	5800.0	74	23762	No
25	GOM_NL__2PRFIN20060916_022727_00000472051_00161_23762_1720.N1	16-SEP-2006 02:27:27	Dark	47.000	9	Alp Eri	0.45300	24000.	94	23762	No
26	GOM_NL__2PRFIN20060916_023411_00000382051_00161_23762_1721.N1	16-SEP-2006 02:34:11	Straylight	37.500	31	Alp Gru	1.7340	15200.	75	23762	No
27	GOM_NL__2PRFIN20060916_023658_00000372051_00161_23762_1722.N1	16-SEP-2006 02:36:58	Straylight	37.000	172	Gam Gru	3.0030	13100.	74	23762	No
28	GOM_NL__2PRFIN20060916_023824_00000462051_00161_23762_1723.N1	16-SEP-2006 02:38:24	Straylight	46.000	18	24Alp PsA	1.1660	9700.0	92	23762	No
29	GOM_NL__2PRFIN20060916_024255_00000402051_00161_23762_1724.N1	16-SEP-2006 02:42:55	Twilight_and_stray	39.500	142	49Del Cap	2.8500	8900.0	79	23762	No
30	GOM_NL__2PRFIN20060916_024709_00000372051_00161_23762_1725.N1	16-SEP-2006 02:47:09	Bright	36.500	162	34Alp Aqr	2.9440	5350.0	73	23762	No
31	GOM_NL__2PRFIN20060916_025009_00000382051_00161_23762_1726.N1	16-SEP-2006 02:50:09	Bright	37.500	61	8Eps Peg	2.1000	3900.0	75	23762	No
32	GOM_NL__2PRFIN20060916_025727_00000382051_00161_23762_1727.N1	16-SEP-2006 02:57:27	Bright	38.000	92	53Eps Cyg	2.5000	4500.0	76	23762	No
33	GOM_NL__2PRFIN20060916_030032_00000382051_00161_23762_1728.N1	16-SEP-2006 03:00:32	Bright	37.500	19	50Alp Cyg	1.2460	10500.	75	23762	No
34	GOM_NL__2PRFIN20060916_030455_00000352051_00161_23762_1729.N1	16-SEP-2006 03:04:55	Bright	34.500	89	5Alp Cep	2.4510	8000.0	69	23762	No
35	GOM_NL__2PRFIN20060916_031235_00000322051_00161_23762_1730.N1	16-SEP-2006 03:12:35	Bright	32.000	49	1Alp UMi	1.9900	6300.0	64	23762	No
36	GOM_NL__2PRFIN20060916_031954_00000362051_00161_23762_1731.N1	16-SEP-2006 03:19:54	Bright	36.000	36	50Alp UMa	1.8000	6300.0	72	23762	No
37	GOM_NL__2PRFIN20060916_032121_00000342051_00161_23762_1732.N1	16-SEP-2006 03:21:21	Bright	34.000	82	48Bet UMa	2.3650	10600.	68	23762	No
38	GOM_NL__2PRFIN20060916_034612_00000442051_00161_23762_1733.N1	16-SEP-2006 03:46:12	Dark	44.000	132	15Rho Pup	2.8030	6900.0	88	23762	No
39	GOM_NL__2PRFIN20060916_035006_00000492051_00161_23762_1734.N1	16-SEP-2006 03:50:06	Dark	49.000	65	Lam Vel	2.2040	4400.0	98	23762	No
40	GOM_NL__2PRFIN20060916_035455_00000452051_00161_23762_1735.N1	16-SEP-2006 03:54:55	Dark	44.500	41	Eps Car	1.8600	4100.0	89	23762	No
41	GOM_NL__2PRFIN20060916_035622_00000562051_00162_23763_1718.N1	16-SEP-2006 03:56:22	Dark	55.500	2	Alp Car	-0.73600	7000.0	111	23763	No
42	GOM_NL__2PRFIN20060916_040531_00000382051_00162_23763_1719.N1	16-SEP-2006 04:05:31	Dark	37.500	135	Bet Hyi	2.8200	5800.0	75	23763	No

43	GOM_NL__2PRFIN20060916_040803_000000442051_00162_23763_1720.N1	16-SEP-2006 04:08:03	Dark	44.000	9	Alp Eri	0.45300	24000.	88	23763	No
44	GOM_NL__2PRFIN20060916_041447_000000392051_00162_23763_1721.N1	16-SEP-2006 04:14:47	Straylight	38.500	31	Alp Gru	1.7340	15200.	77	23763	No
45	GOM_NL__2PRFIN20060916_041735_000000382051_00162_23763_1722.N1	16-SEP-2006 04:17:35	Straylight	37.500	172	Gam Gru	3.0030	13100.	75	23763	No
46	GOM_NL__2PRFIN20060916_041900_000000432051_00162_23763_1723.N1	16-SEP-2006 04:19:00	Straylight	42.500	18	24Alp PsA	1.1660	9700.0	85	23763	No
47	GOM_NL__2PRFIN20060916_042331_000000382051_00162_23763_1724.N1	16-SEP-2006 04:23:31	Tw_i_and_stray	38.000	142	49Del Cap	2.8500	8900.0	76	23763	No
48	GOM_NL__2PRFIN20060916_042745_000000372051_00162_23763_1725.N1	16-SEP-2006 04:27:45	Bright	37.000	162	34Alp Aqr	2.9440	5350.0	74	23763	No
49	GOM_NL__2PRFIN20060916_043045_000000372051_00162_23763_1726.N1	16-SEP-2006 04:30:45	Bright	37.000	61	8Eps Peg	2.1000	3900.0	74	23763	No
50	GOM_NL__2PRFIN20060916_043804_000000362051_00162_23763_1727.N1	16-SEP-2006 04:38:04	Bright	36.000	92	53Eps Cyg	2.5000	4500.0	72	23763	No
51	GOM_NL__2PRFIN20060916_044109_000000372051_00162_23763_1728.N1	16-SEP-2006 04:41:09	Bright	37.000	19	50Alp Cyg	1.2460	10500.	74	23763	No
52	GOM_NL__2PRFIN20060916_044531_000000362051_00162_23763_1729.N1	16-SEP-2006 04:45:31	Bright	36.000	89	5Alp Cep	2.4510	8000.0	72	23763	No
53	GOM_NL__2PRFIN20060916_045311_000000352051_00162_23763_1730.N1	16-SEP-2006 04:53:11	Bright	34.500	49	1Alp UMi	1.9900	6300.0	69	23763	No
54	GOM_NL__2PRFIN20060916_050031_000000362051_00162_23763_1731.N1	16-SEP-2006 05:00:31	Bright	36.000	36	50Alp UMa	1.8000	6300.0	72	23763	No
55	GOM_NL__2PRFIN20060916_050157_000000352051_00162_23763_1732.N1	16-SEP-2006 05:01:57	Bright	35.000	82	48Bet UMa	2.3650	10600.	70	23763	No
56	GOM_NL__2PRFIN20060916_052648_000000432051_00162_23763_1733.N1	16-SEP-2006 05:26:48	Dark	42.500	132	15Rho Pup	2.8030	6900.0	85	23763	No
57	GOM_NL__2PRFIN20060916_053043_000000422051_00162_23763_1734.N1	16-SEP-2006 05:30:43	Dark	41.500	65	Lam Vel	2.2040	4400.0	83	23763	No
58	GOM_NL__2PRFIN20060916_053532_000000492051_00162_23763_1735.N1	16-SEP-2006 05:35:32	Dark	48.500	41	Eps Car	1.8600	4100.0	97	23763	No
59	GOM_NL__2PRFIN20060916_053659_000000572051_00163_23764_1718.N1	16-SEP-2006 05:36:59	Dark	57.000	2	Alp Car	-0.73600	7000.0	114	23764	No
60	GOM_NL__2PRFIN20060916_054607_000000362051_00163_23764_1719.N1	16-SEP-2006 05:46:07	Dark	35.500	135	Bet Hyi	2.8200	5800.0	71	23764	No
61	GOM_NL__2PRFIN20060916_054840_000000412051_00163_23764_1720.N1	16-SEP-2006 05:48:40	Dark	40.500	9	Alp Eri	0.45300	24000.	81	23764	No
62	GOM_NL__2PRFIN20060916_055524_000000402051_00163_23764_1721.N1	16-SEP-2006 05:55:24	Straylight	39.500	31	Alp Gru	1.7340	15200.	79	23764	No
63	GOM_NL__2PRFIN20060916_055811_000000372051_00163_23764_1722.N1	16-SEP-2006 05:58:11	Straylight	37.000	172	Gam Gru	3.0030	13100.	74	23764	No
64	GOM_NL__2PRFIN20060916_055936_000000452051_00163_23764_1723.N1	16-SEP-2006 05:59:36	Straylight	45.000	18	24Alp PsA	1.1660	9700.0	90	23764	No
65	GOM_NL__2PRFIN20060916_060408_000000382051_00163_23764_1724.N1	16-SEP-2006 06:04:08	Tw_i_and_stray	37.500	142	49Del Cap	2.8500	8900.0	75	23764	No
66	GOM_NL__2PRFIN20060916_060821_000000372051_00163_23764_1725.N1	16-SEP-2006 06:08:21	Bright	37.000	162	34Alp Aqr	2.9440	5350.0	74	23764	No
67	GOM_NL__2PRFIN20060916_061121_000000372051_00163_23764_1726.N1	16-SEP-2006 06:11:21	Bright	36.500	61	8Eps Peg	2.1000	3900.0	73	23764	No
68	GOM_NL__2PRFIN20060916_061840_000000382051_00163_23764_1727.N1	16-SEP-2006 06:18:40	Bright	38.000	92	53Eps Cyg	2.5000	4500.0	76	23764	No
69	GOM_NL__2PRFIN20060916_062145_000000372051_00163_23764_1728.N1	16-SEP-2006 06:21:45	Bright	37.000	19	50Alp Cyg	1.2460	10500.	74	23764	No
70	GOM_NL__2PRFIN20060916_062607_000000352051_00163_23764_1729.N1	16-SEP-2006 06:26:07	Bright	35.000	89	5Alp Cep	2.4510	8000.0	70	23764	No
71	GOM_NL__2PRFIN20060916_063347_000000352051_00163_23764_1730.N1	16-SEP-2006 06:33:47	Bright	34.500	49	1Alp UMi	1.9900	6300.0	69	23764	No
72	GOM_NL__2PRFIN20060916_064107_000000362051_00163_23764_1731.N1	16-SEP-2006 06:41:07	Bright	36.000	36	50Alp UMa	1.8000	6300.0	72	23764	No
73	GOM_NL__2PRFIN20060916_064234_000000342051_00163_23764_1732.N1	16-SEP-2006 06:42:34	Bright	34.000	82	48Bet UMa	2.3650	10600.	68	23764	No
74	GOM_NL__2PRFIN20060916_070725_000000412051_00163_23764_1733.N1	16-SEP-2006 07:07:25	Dark	41.000	132	15Rho Pup	2.8030	6900.0	82	23764	No
75	GOM_NL__2PRFIN20060916_071119_000000442051_00163_23764_1734.N1	16-SEP-2006 07:11:19	Dark	44.000	65	Lam Vel	2.2040	4400.0	88	23764	No
76	GOM_NL__2PRFIN20060916_071608_000000452051_00163_23764_1735.N1	16-SEP-2006 07:16:08	Dark	45.000	41	Eps Car	1.8600	4100.0	90	23764	No
77	GOM_NL__2PRFIN20060916_071735_000000562051_00164_23765_1718.N1	16-SEP-2006 07:17:35	Dark	56.000	2	Alp Car	-0.73600	7000.0	112	23765	No
78	GOM_NL__2PRFIN20060916_072643_000000372051_00164_23765_1719.N1	16-SEP-2006 07:26:43	Dark	37.000	135	Bet Hyi	2.8200	5800.0	74	23765	No
79	GOM_NL__2PRFIN20060916_072916_000000492051_00164_23765_1720.N1	16-SEP-2006 07:29:16	Dark	49.000	9	Alp Eri	0.45300	24000.	98	23765	No
80	GOM_NL__2PRFIN20060916_073600_000000402051_00164_23765_1721.N1	16-SEP-2006 07:36:00	Straylight	40.000	31	Alp Gru	1.7340	15200.	80	23765	No
81	GOM_NL__2PRFIN20060916_073847_000000382051_00164_23765_1722.N1	16-SEP-2006 07:38:47	Straylight	38.000	172	Gam Gru	3.0030	13100.	76	23765	No
82	GOM_NL__2PRFIN20060916_074012_000000432051_00164_23765_1723.N1	16-SEP-2006 07:40:12	Straylight	43.000	18	24Alp PsA	1.1660	9700.0	86	23765	No
83	GOM_NL__2PRFIN20060916_074443_000000392051_00164_23765_1724.N1	16-SEP-2006 07:44:43	Tw_i_and_stray	38.500	142	49Del Cap	2.8500	8900.0	77	23765	No
84	GOM_NL__2PRFIN20060916_074857_000000372051_00164_23765_1725.N1	16-SEP-2006 07:48:57	Bright	37.000	162	34Alp Aqr	2.9440	5350.0	74	23765	No
85	GOM_NL__2PRFIN20060916_075157_000000382051_00164_23765_1726.N1	16-SEP-2006 07:51:57	Bright	37.500	61	8Eps Peg	2.1000	3900.0	75	23765	No
86	GOM_NL__2PRFIN20060916_075916_000000382051_00164_23765_1727.N1	16-SEP-2006 07:59:16	Bright	38.000	92	53Eps Cyg	2.5000	4500.0	76	23765	No
87	GOM_NL__2PRFIN20060916_080221_000000382051_00164_23765_1728.N1	16-SEP-2006 08:02:21	Bright	38.000	19	50Alp Cyg	1.2460	10500.	76	23765	No
88	GOM_NL__2PRFIN20060916_080643_000000352051_00164_23765_1729.N1	16-SEP-2006 08:06:43	Bright	35.000	89	5Alp Cep	2.4510	8000.0	70	23765	No
89	GOM_NL__2PRFIN20060916_081423_000000342051_00164_23765_1730.N1	16-SEP-2006 08:14:23	Bright	34.000	49	1Alp UMi	1.9900	6300.0	68	23765	No
90	GOM_NL__2PRFIN20060916_082143_000000362051_00164_23765_1731.N1	16-SEP-2006 08:21:43	Bright	36.000	36	50Alp UMa	1.8000	6300.0	72	23765	No
91	GOM_NL__2PRFIN20060916_082310_000000342051_00164_23765_1732.N1	16-SEP-2006 08:23:10	Bright	34.000	82	48Bet UMa	2.3650	10600.	68	23765	No
92	GOM_NL__2PRFIN20060916_084801_000000432051_00164_23765_1733.N1	16-SEP-2006 08:48:01	Dark	42.500	132	15Rho Pup	2.8030	6900.0	85	23765	No
93	GOM_NL__2PRFIN20060916_085155_000000442051_00164_23765_1734.N1	16-SEP-2006 08:51:55	Dark	44.000	65	Lam Vel	2.2040	4400.0	88	23765	No
94	GOM_NL__2PRFIN20060916_085644_000000422051_00164_23765_1735.N1	16-SEP-2006 08:56:44	Dark	42.000	41	Eps Car	1.8600	4100.0	84	23765	No
95	GOM_NL__2PRFIN20060916_085812_000000572051_00165_23766_1738.N1	16-SEP-2006 08:58:12	Dark	57.000	2	Alp Car	-0.73600	7000.0	114	23766	No
96	GOM_NL__2PRFIN20060916_090719_000000372051_00165_23766_1739.N1	16-SEP-2006 09:07:19	Dark	37.000	135	Bet Hyi	2.8200	5800.0	74	23766	No
97	GOM_NL__2PRFIN20060916_090953_000000492051_00165_23766_1740.N1	16-SEP-2006 09:09:53	Dark	48.500	9	Alp Eri	0.45300	24000.	97	23766	No
98	GOM_NL__2PRFIN20060916_091636_000000382051_00165_23766_1741.N1	16-SEP-2006 09:16:36	Straylight	37.500	31	Alp Gru	1.7340	15200.	75	23766	No
99	GOM_NL__2PRFIN20060916_091923_000000372051_00165_23766_1742.N1	16-SEP-2006 09:19:23	Straylight	36.500	172	Gam Gru	3.0030	13100.	73	23766	No
100	GOM_NL__2PRFIN20060916_092049_000000422051_00165_23766_1743.N1	16-SEP-2006 09:20:49	Straylight	41.500	18	24Alp PsA	1.1660	9700.0	83	23766	No
101	GOM_NL__2PRFIN20060916_092520_000000382051_00165_23766_1744.N1	16-SEP-2006 09:25:20	Tw_i_and_stray	38.000	142	49Del Cap	2.8500	8900.0	76	23766	No

102	GOM_NL__2PRFIN20060916_092933_000000372051_00165_23766_1745.N1	16-SEP-2006 09:29:33	Bright	36.500	162	34Alp Aqr	2.9440	5350.0	73	23766	No
103	GOM_NL__2PRFIN20060916_093233_000000382051_00165_23766_1746.N1	16-SEP-2006 09:32:33	Bright	37.500	61	8Eps Peg	2.1000	3900.0	75	23766	No
104	GOM_NL__2PRFIN20060916_093952_000000372051_00165_23766_1747.N1	16-SEP-2006 09:39:52	Bright	37.000	92	53Eps Cyg	2.5000	4500.0	74	23766	No
105	GOM_NL__2PRFIN20060916_094257_000000342051_00165_23766_1748.N1	16-SEP-2006 09:42:57	Bright	34.000	19	50Alp Cyg	1.2460	10500.	68	23766	No
106	GOM_NL__2PRFIN20060916_094719_000000352051_00165_23766_1749.N1	16-SEP-2006 09:47:19	Bright	35.000	89	5Alp Cep	2.4510	8000.0	70	23766	No
107	GOM_NL__2PRFIN20060916_095459_000000352051_00165_23766_1750.N1	16-SEP-2006 09:54:59	Bright	35.000	49	1Alp UMi	1.9900	6300.0	70	23766	No
108	GOM_NL__2PRFIN20060916_100219_000000402051_00165_23766_1751.N1	16-SEP-2006 10:02:19	Bright	40.000	36	50Alp UMa	1.8000	6300.0	80	23766	No
109	GOM_NL__2PRFIN20060916_100346_000000352051_00165_23766_1752.N1	16-SEP-2006 10:03:46	Bright	35.000	82	48Bet UMa	2.3650	10600.	70	23766	No
110	GOM_NL__2PRFIN20060916_102838_000000412051_00165_23766_1753.N1	16-SEP-2006 10:28:38	Dark	41.000	132	15Rho Pup	2.8030	6900.0	82	23766	No
111	GOM_NL__2PRFIN20060916_103231_000000442051_00165_23766_1754.N1	16-SEP-2006 10:32:31	Dark	43.500	65	Lam Vel	2.2040	4400.0	87	23766	No
112	GOM_NL__2PRFIN20060916_103720_000000462051_00165_23766_1755.N1	16-SEP-2006 10:37:20	Dark	46.000	41	Eps Car	1.8600	4100.0	92	23766	No
113	GOM_NL__2PRFIN20060916_103848_000000572051_00166_23767_1738.N1	16-SEP-2006 10:38:48	Dark	56.500	2	Alp Car	-0.73600	7000.0	113	23767	No
114	GOM_NL__2PRFIN20060916_104756_000000362051_00166_23767_1739.N1	16-SEP-2006 10:47:56	Dark	36.000	135	Bet Hyi	2.8200	5800.0	72	23767	No
115	GOM_NL__2PRFIN20060916_105029_000000462051_00166_23767_1740.N1	16-SEP-2006 10:50:29	Dark	45.500	9	Alp Eri	0.45300	24000.	91	23767	No
116	GOM_NL__2PRFIN20060916_105712_000000432051_00166_23767_1741.N1	16-SEP-2006 10:57:12	Straylight	42.500	31	Alp Gru	1.7340	15200.	85	23767	No
117	GOM_NL__2PRFIN20060916_105959_000000372051_00166_23767_1742.N1	16-SEP-2006 10:59:59	Straylight	36.500	172	Gam Gru	3.0030	13100.	73	23767	No
118	GOM_NL__2PRFIN20060916_110125_000000402051_00166_23767_1743.N1	16-SEP-2006 11:01:25	Straylight	39.500	18	24Alp PsA	1.1660	9700.0	79	23767	No
119	GOM_NL__2PRFIN20060916_110556_000000372051_00166_23767_1744.N1	16-SEP-2006 11:05:56	Tw_i_and_stray	37.000	142	49Del Cap	2.8500	8900.0	74	23767	No
120	GOM_NL__2PRFIN20060916_111009_000000372051_00166_23767_1745.N1	16-SEP-2006 11:10:09	Bright	37.000	162	34Alp Aqr	2.9440	5350.0	74	23767	No
121	GOM_NL__2PRFIN20060916_111309_000000362051_00166_23767_1746.N1	16-SEP-2006 11:13:09	Bright	36.000	61	8Eps Peg	2.1000	3900.0	72	23767	No
122	GOM_NL__2PRFIN20060916_112029_000000382051_00166_23767_1747.N1	16-SEP-2006 11:20:29	Bright	38.000	92	53Eps Cyg	2.5000	4500.0	76	23767	No
123	GOM_NL__2PRFIN20060916_112334_000000382051_00166_23767_1748.N1	16-SEP-2006 11:23:34	Bright	37.500	19	50Alp Cyg	1.2460	10500.	75	23767	No
124	GOM_NL__2PRFIN20060916_112755_000000352051_00166_23767_1749.N1	16-SEP-2006 11:27:55	Bright	35.000	89	5Alp Cep	2.4510	8000.0	70	23767	No
125	GOM_NL__2PRFIN20060916_113534_000000362051_00166_23767_1750.N1	16-SEP-2006 11:35:34	Bright	35.500	49	1Alp UMi	1.9900	6300.0	71	23767	No
126	GOM_NL__2PRFIN20060916_114255_000000372051_00166_23767_1751.N1	16-SEP-2006 11:42:55	Bright	37.000	36	50Alp UMa	1.8000	6300.0	74	23767	No
127	GOM_NL__2PRFIN20060916_114422_000000352051_00166_23767_1752.N1	16-SEP-2006 11:44:22	Bright	34.500	82	48Bet UMa	2.3650	10600.	69	23767	No
128	GOM_NL__2PRFIN20060916_120914_000000432051_00166_23767_1753.N1	16-SEP-2006 12:09:14	Dark	42.500	132	15Rho Pup	2.8030	6900.0	85	23767	No
129	GOM_NL__2PRFIN20060916_121307_000000442051_00166_23767_1754.N1	16-SEP-2006 12:13:07	Dark	43.500	65	Lam Vel	2.2040	4400.0	87	23767	No
130	GOM_NL__2PRFIN20060916_121756_000000442051_00166_23767_1755.N1	16-SEP-2006 12:17:56	Dark	44.000	41	Eps Car	1.8600	4100.0	88	23767	No
131	GOM_NL__2PRFIN20060916_121925_000000462051_00167_23768_1828.N1	16-SEP-2006 12:19:25	Dark	45.500	2	Alp Car	-0.73600	7000.0	91	23768	No
132	GOM_NL__2PRFIN20060916_122832_000000362051_00167_23768_1829.N1	16-SEP-2006 12:28:32	Dark	35.500	135	Bet Hyi	2.8200	5800.0	71	23768	No
133	GOM_NL__2PRFIN20060916_123105_000000452051_00167_23768_1830.N1	16-SEP-2006 12:31:05	Dark	44.500	9	Alp Eri	0.45300	24000.	89	23768	No
134	GOM_NL__2PRFIN20060916_123748_000000432051_00167_23768_1831.N1	16-SEP-2006 12:37:48	Straylight	43.000	31	Alp Gru	1.7340	15200.	86	23768	No
135	GOM_NL__2PRFIN20060916_124035_000000362051_00167_23768_1832.N1	16-SEP-2006 12:40:35	Straylight	36.000	172	Gam Gru	3.0030	13100.	72	23768	No
136	GOM_NL__2PRFIN20060916_124201_000000422051_00167_23768_1833.N1	16-SEP-2006 12:42:01	Straylight	41.500	18	24Alp PsA	1.1660	9700.0	83	23768	No
137	GOM_NL__2PRFIN20060916_124632_000000402051_00167_23768_1834.N1	16-SEP-2006 12:46:32	Tw_i_and_stray	40.000	142	49Del Cap	2.8500	8900.0	80	23768	No
138	GOM_NL__2PRFIN20060916_125045_000000362051_00167_23768_1835.N1	16-SEP-2006 12:50:45	Bright	36.000	162	34Alp Aqr	2.9440	5350.0	72	23768	No
139	GOM_NL__2PRFIN20060916_125345_000000352051_00167_23768_1836.N1	16-SEP-2006 12:53:45	Bright	35.000	61	8Eps Peg	2.1000	3900.0	70	23768	No
140	GOM_NL__2PRFIN20060916_130105_000000382051_00167_23768_1837.N1	16-SEP-2006 13:01:05	Bright	37.500	92	53Eps Cyg	2.5000	4500.0	75	23768	No
141	GOM_NL__2PRFIN20060916_130410_000000372051_00167_23768_1838.N1	16-SEP-2006 13:04:10	Bright	36.500	19	50Alp Cyg	1.2460	10500.	73	23768	No
142	GOM_NL__2PRFIN20060916_130831_000000362051_00167_23768_1839.N1	16-SEP-2006 13:08:31	Bright	35.500	89	5Alp Cep	2.4510	8000.0	71	23768	No
143	GOM_NL__2PRFIN20060916_131610_000000352051_00167_23768_1840.N1	16-SEP-2006 13:16:10	Bright	34.500	49	1Alp UMi	1.9900	6300.0	69	23768	No
144	GOM_NL__2PRFIN20060916_132331_000000342051_00167_23768_1841.N1	16-SEP-2006 13:23:31	Bright	34.000	36	50Alp UMa	1.8000	6300.0	68	23768	No
145	GOM_NL__2PRFIN20060916_132458_000000352051_00167_23768_1842.N1	16-SEP-2006 13:24:58	Bright	35.000	82	48Bet UMa	2.3650	10600.	70	23768	No
146	GOM_NL__2PRFIN20060916_134950_000000432051_00167_23768_1843.N1	16-SEP-2006 13:49:50	Dark	43.000	132	15Rho Pup	2.8030	6900.0	86	23768	No
147	GOM_NL__2PRFIN20060916_135343_000000432051_00167_23768_1844.N1	16-SEP-2006 13:53:43	Dark	42.500	65	Lam Vel	2.2040	4400.0	85	23768	No
148	GOM_NL__2PRFIN20060916_135832_000000492051_00167_23768_1845.N1	16-SEP-2006 13:58:32	Dark	49.000	41	Eps Car	1.8600	4100.0	98	23768	No
149	GOM_NL__2PRFIN20060916_140001_000000552051_00168_23769_1829.N1	16-SEP-2006 14:00:01	Dark	54.500	2	Alp Car	-0.73600	7000.0	109	23769	No
150	GOM_NL__2PRFIN20060916_140908_000000372051_00168_23769_1830.N1	16-SEP-2006 14:09:08	Dark	37.000	135	Bet Hyi	2.8200	5800.0	74	23769	No
151	GOM_NL__2PRFIN20060916_141142_000000422051_00168_23769_1831.N1	16-SEP-2006 14:11:42	Dark	42.000	9	Alp Eri	0.45300	24000.	84	23769	No
152	GOM_NL__2PRFIN20060916_141824_000000392051_00168_23769_1832.N1	16-SEP-2006 14:18:24	Straylight	39.000	31	Alp Gru	1.7340	15200.	78	23769	No
153	GOM_NL__2PRFIN20060916_142111_000000372051_00168_23769_1833.N1	16-SEP-2006 14:21:11	Straylight	37.000	172	Gam Gru	3.0030	13100.	74	23769	No
154	GOM_NL__2PRFIN20060916_142237_000000452051_00168_23769_1834.N1	16-SEP-2006 14:22:37	Straylight	45.000	18	24Alp PsA	1.1660	9700.0	90	23769	No
155	GOM_NL__2PRFIN20060916_142708_000000392051_00168_23769_1835.N1	16-SEP-2006 14:27:08	Tw_i_and_stray	39.000	142	49Del Cap	2.8500	8900.0	78	23769	No
156	GOM_NL__2PRFIN20060916_143121_000000372051_00168_23769_1836.N1	16-SEP-2006 14:31:21	Bright	36.500	162	34Alp Aqr	2.9440	5350.0	73	23769	No
157	GOM_NL__2PRFIN20060916_143421_000000372051_00168_23769_1837.N1	16-SEP-2006 14:34:21	Bright	36.500	61	8Eps Peg	2.1000	3900.0	73	23769	No
158	GOM_NL__2PRFIN20060916_144141_000000362051_00168_23769_1838.N1	16-SEP-2006 14:41:41	Bright	36.000	92	53Eps Cyg	2.5000	4500.0	72	23769	No
159	GOM_NL__2PRFIN20060916_144446_000000362051_00168_23769_1839.N1	16-SEP-2006 14:44:46	Bright	35.500	19	50Alp Cyg	1.2460	10500.	71	23769	No
160	GOM_NL__2PRFIN20060916_144907_000000352051_00168_23769_1840.N1	16-SEP-2006 14:49:07	Bright	35.000	89	5Alp Cep	2.4510	8000.0	70	23769	No

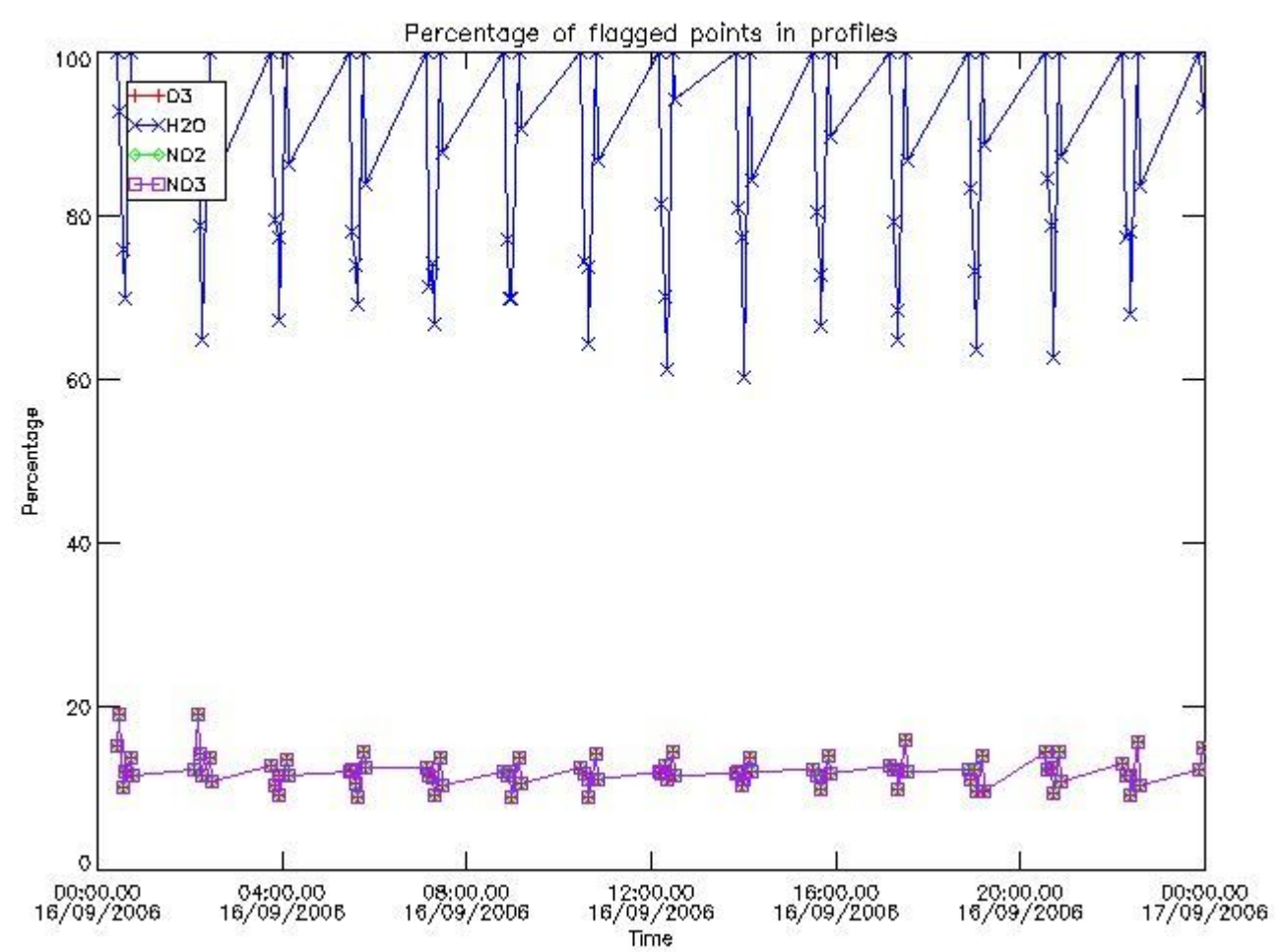
161	GOM_NL__2PRFIN20060916_145646_000000342051_00168_23769_1841.N1	16-SEP-2006 14:56:46	Bright	34.000	49	1Alp UMi	1.9900	6300.0	68	23769	No
162	GOM_NL__2PRFIN20060916_150408_000000362051_00168_23769_1842.N1	16-SEP-2006 15:04:08	Bright	36.000	36	50Alp UMa	1.8000	6300.0	72	23769	No
163	GOM_NL__2PRFIN20060916_150534_000000352051_00168_23769_1843.N1	16-SEP-2006 15:05:34	Bright	35.000	82	48Bet UMa	2.3650	10600.	70	23769	No
164	GOM_NL__2PRFIN20060916_153027_000000422051_00168_23769_1844.N1	16-SEP-2006 15:30:27	Dark	41.500	132	15Rho Pup	2.8030	6900.0	83	23769	No
165	GOM_NL__2PRFIN20060916_153419_000000442051_00168_23769_1845.N1	16-SEP-2006 15:34:19	Dark	44.000	65	Lam Vel	2.2040	4400.0	88	23769	No
166	GOM_NL__2PRFIN20060916_153909_000000452051_00168_23769_1846.N1	16-SEP-2006 15:39:09	Dark	44.500	41	Eps Car	1.8600	4100.0	89	23769	No
167	GOM_NL__2PRFIN20060916_154038_000000572051_00169_23770_1830.N1	16-SEP-2006 15:40:38	Dark	57.000	2	Alp Car	-0.73600	7000.0	114	23770	No
168	GOM_NL__2PRFIN20060916_154944_000000372051_00169_23770_1831.N1	16-SEP-2006 15:49:44	Dark	36.500	135	Bet Hyi	2.8200	5800.0	73	23770	No
169	GOM_NL__2PRFIN20060916_155218_000000442051_00169_23770_1832.N1	16-SEP-2006 15:52:18	Dark	43.500	9	Alp Eri	0.45300	24000.	87	23770	No
170	GOM_NL__2PRFIN20060916_155900_000000392051_00169_23770_1833.N1	16-SEP-2006 15:59:00	Straylight	39.000	31	Alp Gru	1.7340	15200.	78	23770	No
171	GOM_NL__2PRFIN20060916_160147_000000382051_00169_23770_1834.N1	16-SEP-2006 16:01:47	Straylight	38.000	172	Gam Gru	3.0030	13100.	76	23770	No
172	GOM_NL__2PRFIN20060916_160313_000000432051_00169_23770_1835.N1	16-SEP-2006 16:03:13	Straylight	43.000	18	24Alp PsA	1.1660	9700.0	86	23770	No
173	GOM_NL__2PRFIN20060916_160744_000000392051_00169_23770_1836.N1	16-SEP-2006 16:07:44	Tw_i_and_stray	39.000	142	49Del Cap	2.8500	8900.0	78	23770	No
174	GOM_NL__2PRFIN20060916_161157_000000372051_00169_23770_1837.N1	16-SEP-2006 16:11:57	Bright	37.000	162	34Alp Aqr	2.9440	5350.0	74	23770	No
175	GOM_NL__2PRFIN20060916_161458_000000372051_00169_23770_1838.N1	16-SEP-2006 16:14:58	Bright	36.500	61	8Eps Peg	2.1000	3900.0	73	23770	No
176	GOM_NL__2PRFIN20060916_162217_000000352051_00169_23770_1839.N1	16-SEP-2006 16:22:17	Bright	34.500	92	53Eps Cyg	2.5000	4500.0	69	23770	No
177	GOM_NL__2PRFIN20060916_162522_000000372051_00169_23770_1840.N1	16-SEP-2006 16:25:22	Bright	36.500	19	50Alp Cyg	1.2460	10500.	73	23770	No
178	GOM_NL__2PRFIN20060916_162943_000000362051_00169_23770_1841.N1	16-SEP-2006 16:29:43	Bright	36.000	89	5Alp Cep	2.4510	8000.0	72	23770	No
179	GOM_NL__2PRFIN20060916_163722_000000362051_00169_23770_1842.N1	16-SEP-2006 16:37:22	Bright	36.000	49	1Alp UMi	1.9900	6300.0	72	23770	No
180	GOM_NL__2PRFIN20060916_164444_000000372051_00169_23770_1843.N1	16-SEP-2006 16:44:44	Bright	37.000	36	50Alp UMa	1.8000	6300.0	74	23770	No
181	GOM_NL__2PRFIN20060916_164610_000000332051_00169_23770_1844.N1	16-SEP-2006 16:46:10	Bright	33.000	82	48Bet UMa	2.3650	10600.	66	23770	No
182	GOM_NL__2PRFIN20060916_171103_000000402051_00169_23770_1845.N1	16-SEP-2006 17:11:03	Dark	40.000	132	15Rho Pup	2.8030	6900.0	80	23770	No
183	GOM_NL__2PRFIN20060916_171455_000000422051_00169_23770_1846.N1	16-SEP-2006 17:14:55	Dark	41.500	65	Lam Vel	2.2040	4400.0	83	23770	No
184	GOM_NL__2PRFIN20060916_171945_000000422051_00169_23770_1847.N1	16-SEP-2006 17:19:45	Dark	41.500	41	Eps Car	1.8600	4100.0	83	23770	No
185	GOM_NL__2PRFIN20060916_172114_000000522051_00170_23771_1831.N1	16-SEP-2006 17:21:14	Dark	51.500	2	Alp Car	-0.73600	7000.0	103	23771	No
186	GOM_NL__2PRFIN20060916_173020_000000362051_00170_23771_1832.N1	16-SEP-2006 17:30:20	Dark	35.500	135	Bet Hyi	2.8200	5800.0	71	23771	No
187	GOM_NL__2PRFIN20060916_173255_000000422051_00170_23771_1833.N1	16-SEP-2006 17:32:55	Dark	41.500	9	Alp Eri	0.45300	24000.	83	23771	No
188	GOM_NL__2PRFIN20060916_173936_000000372051_00170_23771_1834.N1	16-SEP-2006 17:39:36	Straylight	37.000	31	Alp Gru	1.7340	15200.	74	23771	No
189	GOM_NL__2PRFIN20060916_174223_000000372051_00170_23771_1835.N1	16-SEP-2006 17:42:23	Straylight	36.500	172	Gam Gru	3.0030	13100.	73	23771	No
190	GOM_NL__2PRFIN20060916_174349_000000452051_00170_23771_1836.N1	16-SEP-2006 17:43:49	Straylight	44.500	18	24Alp PsA	1.1660	9700.0	89	23771	No
191	GOM_NL__2PRFIN20060916_174820_000000382051_00170_23771_1837.N1	16-SEP-2006 17:48:20	Tw_i_and_stray	38.000	142	49Del Cap	2.8500	8900.0	76	23771	No
192	GOM_NL__2PRFIN20060916_175233_000000362051_00170_23771_1838.N1	16-SEP-2006 17:52:33	Bright	36.000	162	34Alp Aqr	2.9440	5350.0	72	23771	No
193	GOM_NL__2PRFIN20060916_175534_000000372051_00170_23771_1839.N1	16-SEP-2006 17:55:34	Bright	36.500	61	8Eps Peg	2.1000	3900.0	73	23771	No
194	GOM_NL__2PRFIN20060916_180253_000000342051_00170_23771_1840.N1	16-SEP-2006 18:02:53	Bright	34.000	92	53Eps Cyg	2.5000	4500.0	68	23771	No
195	GOM_NL__2PRFIN20060916_180558_000000352051_00170_23771_1841.N1	16-SEP-2006 18:05:58	Bright	35.000	19	50Alp Cyg	1.2460	10500.	70	23771	No
196	GOM_NL__2PRFIN20060916_181019_000000352051_00170_23771_1842.N1	16-SEP-2006 18:10:19	Bright	35.000	89	5Alp Cep	2.4510	8000.0	70	23771	No
197	GOM_NL__2PRFIN20060916_181758_000000372051_00170_23771_1843.N1	16-SEP-2006 18:17:58	Bright	36.500	49	1Alp UMi	1.9900	6300.0	73	23771	No
198	GOM_NL__2PRFIN20060916_182520_000000372051_00170_23771_1844.N1	16-SEP-2006 18:25:20	Bright	37.000	36	50Alp UMa	1.8000	6300.0	74	23771	No
199	GOM_NL__2PRFIN20060916_182646_000000362051_00170_23771_1845.N1	16-SEP-2006 18:26:46	Bright	35.500	82	48Bet UMa	2.3650	10600.	71	23771	No
200	GOM_NL__2PRFIN20060916_185140_000000422051_00170_23771_1846.N1	16-SEP-2006 18:51:40	Dark	41.500	132	15Rho Pup	2.8030	6900.0	83	23771	No
201	GOM_NL__2PRFIN20060916_185532_000000462051_00170_23771_1847.N1	16-SEP-2006 18:55:32	Dark	45.500	65	Lam Vel	2.2040	4400.0	91	23771	No
202	GOM_NL__2PRFIN20060916_190021_000000422051_00170_23771_1848.N1	16-SEP-2006 19:00:21	Dark	41.500	41	Eps Car	1.8600	4100.0	83	23771	No
203	GOM_NL__2PRFIN20060916_190151_000000532051_00171_23772_1832.N1	16-SEP-2006 19:01:51	Dark	52.500	2	Alp Car	-0.73600	7000.0	105	23772	No
204	GOM_NL__2PRFIN20060916_191056_000000372051_00171_23772_1833.N1	16-SEP-2006 19:10:56	Dark	36.500	135	Bet Hyi	2.8200	5800.0	73	23772	No
205	GOM_NL__2PRFIN20060916_191331_000000532051_00171_23772_1834.N1	16-SEP-2006 19:13:31	Dark	52.500	9	Alp Eri	0.45300	24000.	105	23772	No
206	GOM_NL__2PRFIN20060916_192012_000000402051_00171_23772_1835.N1	16-SEP-2006 19:20:12	Straylight	39.500	31	Alp Gru	1.7340	15200.	79	23772	No
207	GOM_NL__2PRFIN20060916_192300_000000382051_00171_23772_1836.N1	16-SEP-2006 19:23:00	Straylight	37.500	172	Gam Gru	3.0030	13100.	75	23772	No
208	GOM_NL__2PRFIN20060916_192425_000000452051_00171_23772_1837.N1	16-SEP-2006 19:24:25	Straylight	44.500	18	24Alp PsA	1.1660	9700.0	89	23772	No
209	GOM_NL__2PRFIN20060916_192856_000000382051_00171_23772_1838.N1	16-SEP-2006 19:28:56	Tw_i_and_stray	38.000	142	49Del Cap	2.8500	8900.0	76	23772	No
210	GOM_NL__2PRFIN20060916_193309_000000372051_00171_23772_1839.N1	16-SEP-2006 19:33:09	Bright	36.500	162	34Alp Aqr	2.9440	5350.0	73	23772	No
211	GOM_NL__2PRFIN20060916_193610_000000372051_00171_23772_1840.N1	16-SEP-2006 19:36:10	Bright	37.000	61	8Eps Peg	2.1000	3900.0	74	23772	No
212	GOM_NL__2PRFIN20060916_194330_000000362051_00171_23772_1841.N1	16-SEP-2006 19:43:30	Bright	35.500	92	53Eps Cyg	2.5000	4500.0	71	23772	No
213	GOM_NL__2PRFIN20060916_194635_000000372051_00171_23772_1842.N1	16-SEP-2006 19:46:35	Bright	37.000	19	50Alp Cyg	1.2460	10500.	74	23772	No
214	GOM_NL__2PRFIN20060916_195055_000000442051_00171_23772_1843.N1	16-SEP-2006 19:50:55	Bright	43.500	89	5Alp Cep	2.4510	8000.0	87	23772	No
215	GOM_NL__2PRFIN20060916_195834_000000372051_00171_23772_1844.N1	16-SEP-2006 19:58:34	Bright	36.500	49	1Alp UMi	1.9900	6300.0	73	23772	No
216	GOM_NL__2PRFIN20060916_200556_000000352051_00171_23772_1845.N1	16-SEP-2006 20:05:56	Bright	34.500	36	50Alp UMa	1.8000	6300.0	69	23772	No
217	GOM_NL__2PRFIN20060916_200723_000000332051_00171_23772_1846.N1	16-SEP-2006 20:07:23	Bright	33.000	82	48Bet UMa	2.3650	10600.	66	23772	No
218	GOM_NL__2PRFIN20060916_203216_000000392051_00171_23772_1847.N1	16-SEP-2006 20:32:16	Dark	38.500	132	15Rho Pup	2.8030	6900.0	77	23772	No
219	GOM_NL__2PRFIN20060916_203608_000000462051_00171_23772_1848.N1	16-SEP-2006 20:36:08	Dark	46.000	65	Lam Vel	2.2040	4400.0	92	23772	No

220	GOM_NL__2PRFIN20060916_204057_000000412051_00171_23772_1849.N1	16-SEP-2006 20:40:57	Dark	40.500	41	Eps Car	1.8600	4100.0	81	23772	No
221	GOM_NL__2PRFIN20060916_204228_000000542051_00172_23773_1833.N1	16-SEP-2006 20:42:28	Dark	54.000	2	Alp Car	-0.73600	7000.0	108	23773	No
222	GOM_NL__2PRFIN20060916_205132_000000362051_00172_23773_1834.N1	16-SEP-2006 20:51:32	Dark	35.500	135	Bet Hyi	2.8200	5800.0	71	23773	No
223	GOM_NL__2PRFIN20060916_205408_000000472051_00172_23773_1835.N1	16-SEP-2006 20:54:08	Dark	46.500	9	Alp Eri	0.45300	24000.	93	23773	No
224	GOM_NL__2PRFIN20060916_210048_000000392051_00172_23773_1836.N1	16-SEP-2006 21:00:48	Straylight	38.500	31	Alp Gru	1.7340	15200.	77	23773	No
225	GOM_NL__2PRFIN20060916_210336_000000392051_00172_23773_1837.N1	16-SEP-2006 21:03:36	Straylight	38.500	172	Gam Gru	3.0030	13100.	77	23773	No
226	GOM_NL__2PRFIN20060916_210501_000000432051_00172_23773_1838.N1	16-SEP-2006 21:05:01	Straylight	43.000	18	24Alp PsA	1.1660	9700.0	86	23773	No
227	GOM_NL__2PRFIN20060916_210932_000000402051_00172_23773_1839.N1	16-SEP-2006 21:09:32	Twilight_and_stray	39.500	142	49Del Cap	2.8500	8900.0	79	23773	No
228	GOM_NL__2PRFIN20060916_211346_000000372051_00172_23773_1840.N1	16-SEP-2006 21:13:46	Bright	36.500	162	34Alp Aqr	2.9440	5350.0	73	23773	No
229	GOM_NL__2PRFIN20060916_211646_000000382051_00172_23773_1841.N1	16-SEP-2006 21:16:46	Bright	37.500	61	8Eps Peg	2.1000	3900.0	75	23773	No
230	GOM_NL__2PRFIN20060916_212406_000000372051_00172_23773_1842.N1	16-SEP-2006 21:24:06	Bright	37.000	92	53Eps Cyg	2.5000	4500.0	74	23773	No
231	GOM_NL__2PRFIN20060916_212711_000000382051_00172_23773_1843.N1	16-SEP-2006 21:27:11	Bright	38.000	19	50Alp Cyg	1.2460	10500.	76	23773	No
232	GOM_NL__2PRFIN20060916_213131_000000352051_00172_23773_1844.N1	16-SEP-2006 21:31:31	Bright	35.000	89	5Alp Cep	2.4510	8000.0	70	23773	No
233	GOM_NL__2PRFIN20060916_213910_000000362051_00172_23773_1845.N1	16-SEP-2006 21:39:10	Bright	35.500	49	1Alp UMi	1.9900	6300.0	71	23773	No
234	GOM_NL__2PRFIN20060916_214632_000000372051_00172_23773_1846.N1	16-SEP-2006 21:46:32	Bright	36.500	36	50Alp UMa	1.8000	6300.0	73	23773	No
235	GOM_NL__2PRFIN20060916_214759_000000412051_00172_23773_1847.N1	16-SEP-2006 21:47:59	Bright	40.500	82	48Bet UMa	2.3650	10600.	81	23773	No
236	GOM_NL__2PRFIN20060916_221253_000000392051_00172_23773_1848.N1	16-SEP-2006 22:12:53	Dark	39.000	132	15Rho Pup	2.8030	6900.0	78	23773	No
237	GOM_NL__2PRFIN20060916_221644_000000452051_00172_23773_1849.N1	16-SEP-2006 22:16:44	Dark	44.500	65	Lam Vel	2.2040	4400.0	89	23773	No
238	GOM_NL__2PRFIN20060916_222133_000000492051_00172_23773_1850.N1	16-SEP-2006 22:21:33	Dark	48.500	41	Eps Car	1.8600	4100.0	97	23773	No
239	GOM_NL__2PRFIN20060916_222304_000000552051_00173_23774_1834.N1	16-SEP-2006 22:23:04	Dark	55.000	2	Alp Car	-0.73600	7000.0	110	23774	No
240	GOM_NL__2PRFIN20060916_223208_000000362051_00173_23774_1835.N1	16-SEP-2006 22:32:08	Dark	36.000	135	Bet Hyi	2.8200	5800.0	72	23774	No
241	GOM_NL__2PRFIN20060916_223444_000000502051_00173_23774_1836.N1	16-SEP-2006 22:34:44	Dark	49.500	9	Alp Eri	0.45300	24000.	99	23774	No
242	GOM_NL__2PRFIN20060916_224124_000000412051_00173_23774_1837.N1	16-SEP-2006 22:41:24	Straylight	41.000	31	Alp Gru	1.7340	15200.	82	23774	No
243	GOM_NL__2PRFIN20060916_224412_000000372051_00173_23774_1838.N1	16-SEP-2006 22:44:12	Straylight	37.000	172	Gam Gru	3.0030	13100.	74	23774	No
244	GOM_NL__2PRFIN20060916_224538_000000432051_00173_23774_1839.N1	16-SEP-2006 22:45:38	Straylight	42.500	18	24Alp PsA	1.1660	9700.0	85	23774	No
245	GOM_NL__2PRFIN20060916_225009_000000392051_00173_23774_1840.N1	16-SEP-2006 22:50:09	Twilight_and_stray	38.500	142	49Del Cap	2.8500	8900.0	77	23774	No
246	GOM_NL__2PRFIN20060916_225422_000000372051_00173_23774_1841.N1	16-SEP-2006 22:54:22	Bright	37.000	162	34Alp Aqr	2.9440	5350.0	74	23774	No
247	GOM_NL__2PRFIN20060916_225722_000000382051_00173_23774_1842.N1	16-SEP-2006 22:57:22	Bright	37.500	61	8Eps Peg	2.1000	3900.0	75	23774	No
248	GOM_NL__2PRFIN20060916_230442_000000362051_00173_23774_1843.N1	16-SEP-2006 23:04:42	Bright	35.500	92	53Eps Cyg	2.5000	4500.0	71	23774	No
249	GOM_NL__2PRFIN20060916_230747_000000382051_00173_23774_1844.N1	16-SEP-2006 23:07:47	Bright	37.500	19	50Alp Cyg	1.2460	10500.	75	23774	No
250	GOM_NL__2PRFIN20060916_231207_000000352051_00173_23774_1845.N1	16-SEP-2006 23:12:07	Bright	34.500	89	5Alp Cep	2.4510	8000.0	69	23774	No
251	GOM_NL__2PRFIN20060916_231946_000000362051_00173_23774_1846.N1	16-SEP-2006 23:19:46	Bright	35.500	49	1Alp UMi	1.9900	6300.0	71	23774	No
252	GOM_NL__2PRFIN20060916_232708_000000362051_00173_23774_1847.N1	16-SEP-2006 23:27:08	Bright	36.000	36	50Alp UMa	1.8000	6300.0	72	23774	No
253	GOM_NL__2PRFIN20060916_232835_000000352051_00173_23774_1848.N1	16-SEP-2006 23:28:35	Bright	35.000	82	48Bet UMa	2.3650	10600.	70	23774	No
254	GOM_NL__2PRFIN20060916_235329_000000422051_00173_23774_1849.N1	16-SEP-2006 23:53:29	Dark	41.500	132	15Rho Pup	2.8030	6900.0	83	23774	No
255	GOM_NL__2PRFIN20060916_235720_000000382051_00173_23774_1850.N1	16-SEP-2006 23:57:20	Dark	37.500	65	Lam Vel	2.2040	4400.0	75	23774	No

3. Quality information per product

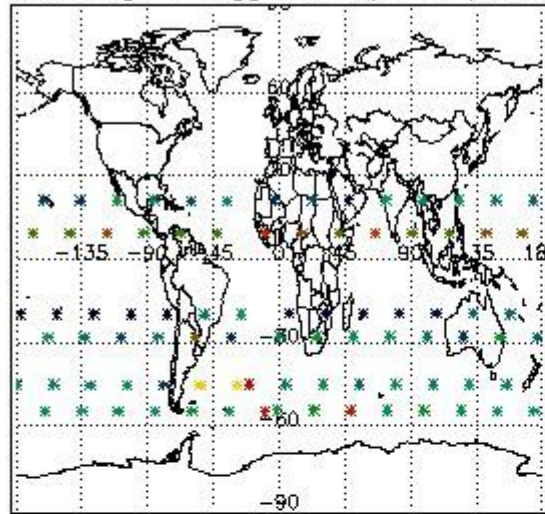
In this section it is plotted some information contained in the Quality Summary data set of the level 2 products. Only products in dark limb conditions and without errors (error flag in the MPH set to "0") are used.

3.1 Plot quality information per product (time dependant)

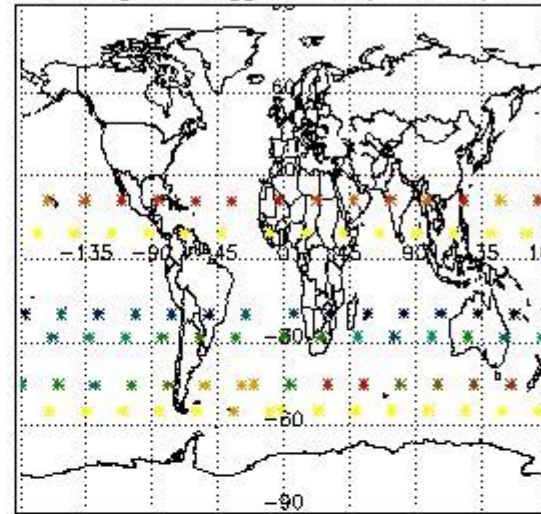


3.2 Plot quality information per product (world map)

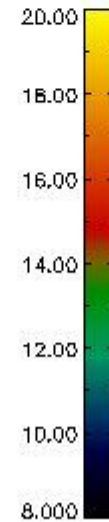
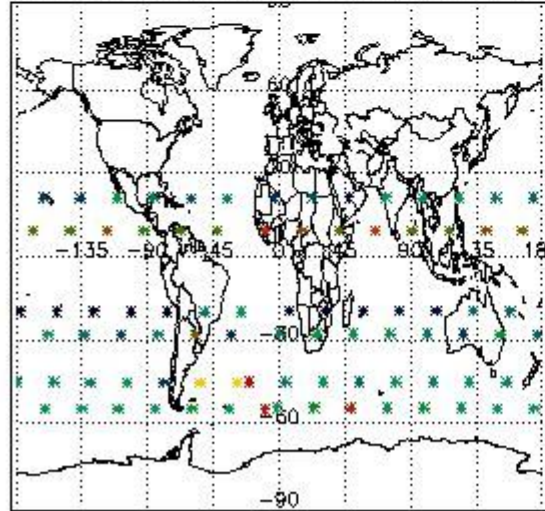
Percentage of flagged data per O3 profile



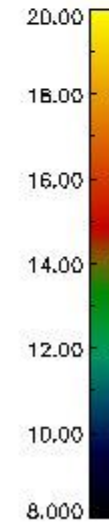
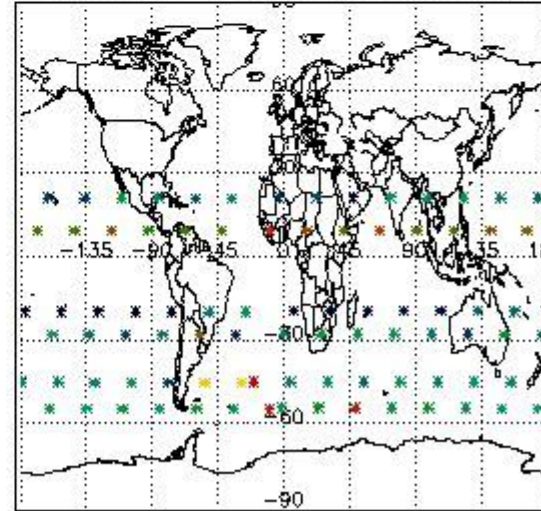
Percentage of flagged data per H2O profile



Percentage of flagged data per NO2 profile



Percentage of flagged data per NO3 profile

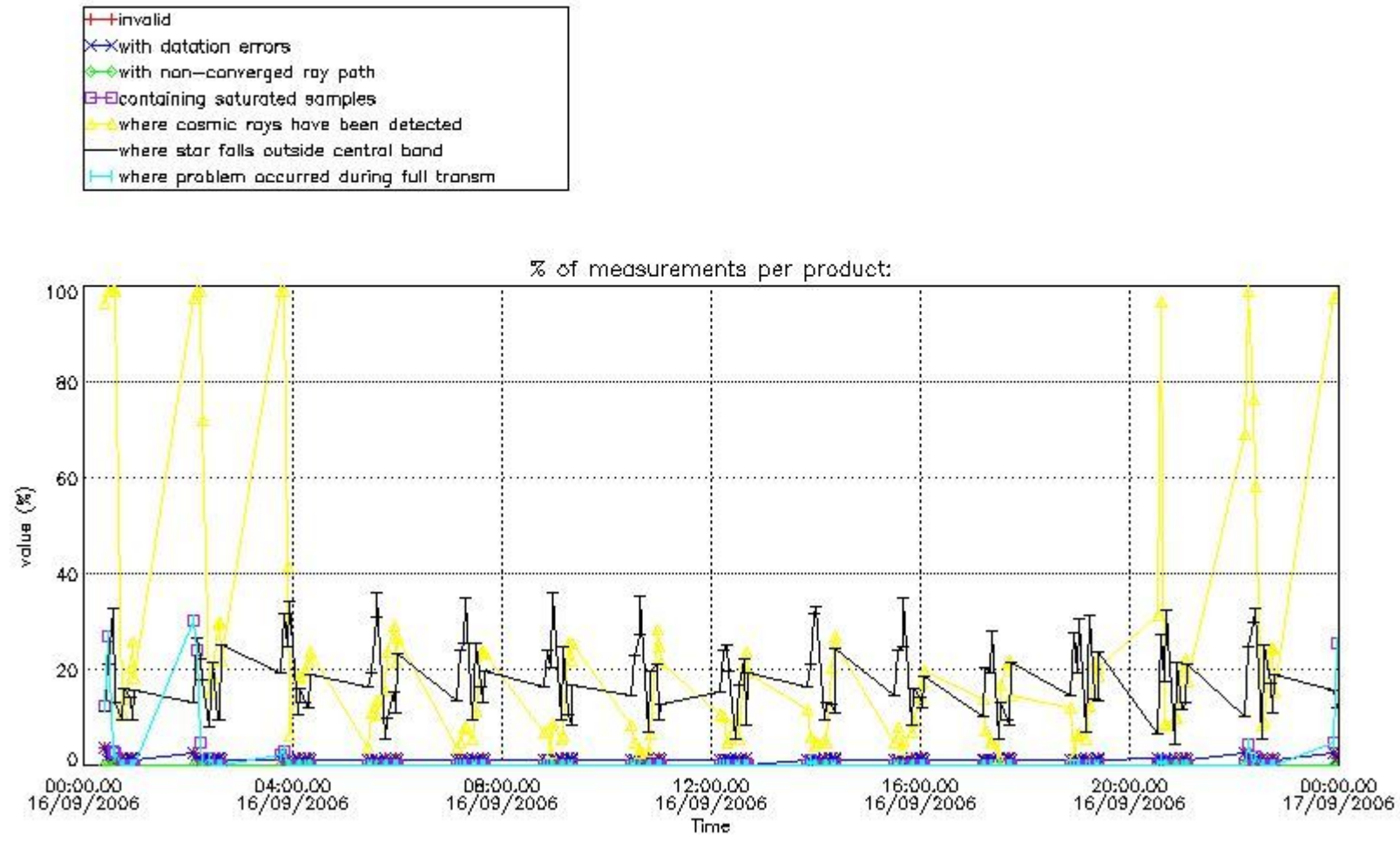


4. Level 1 quality information per product

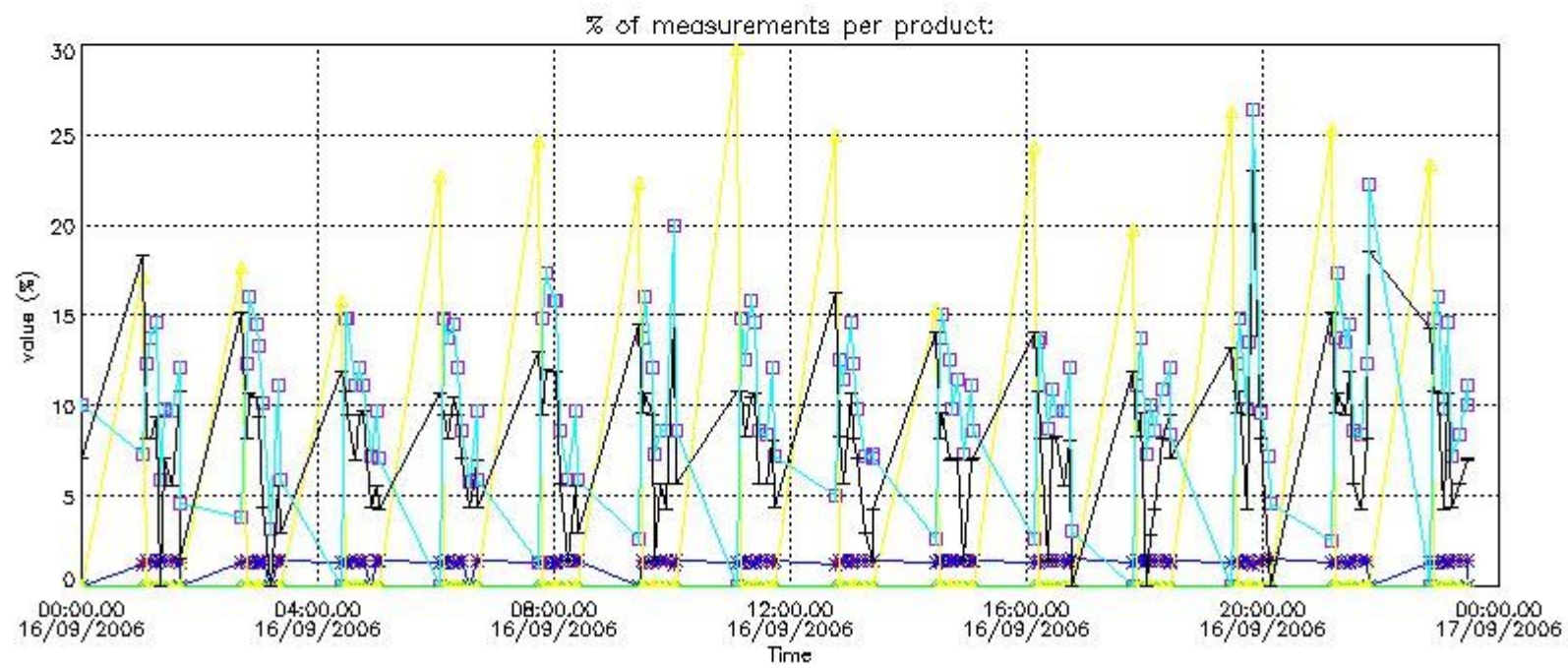
In this section it is plotted some information contained in the Quality Summary data set of the level 2 products that comes from the level 1b processing. Products without errors (error flag in the MPH set to "0") are used.

4.1 Plot quality information per product (time dependant) coming from level 1b processing

4.1.1 Plot level 1 quality information per product (time dependant): ENVISAT ASCENDING passes



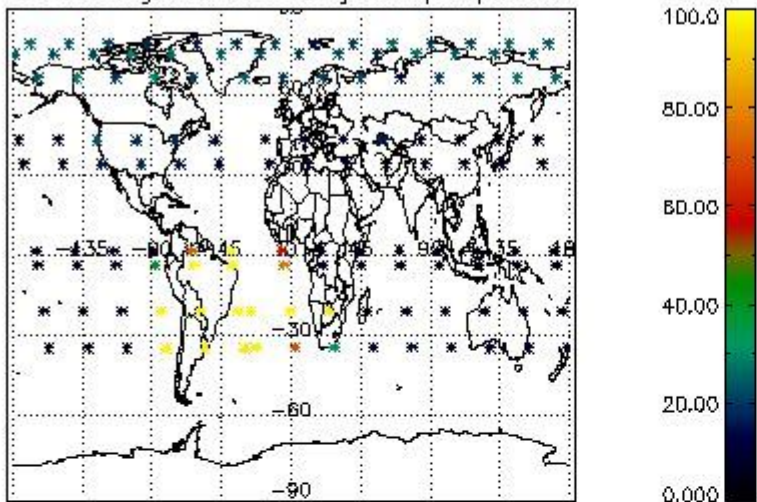
4.1.2 Plot level 1 quality information per product (time dependant): ENVI SAT DESCENDING passes



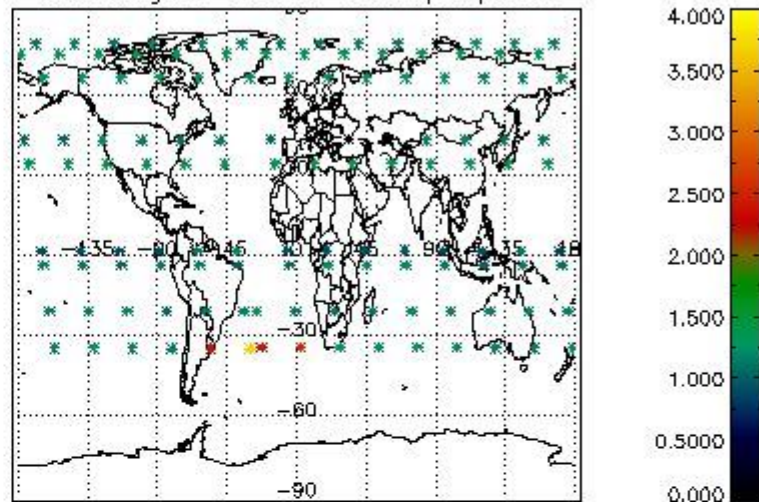
4.2 Plot quality information per product coming from level 1b processing (world map)

4.2.1 Plot level 1 quality information per product (world map): ENVISAT ASCENDING passes

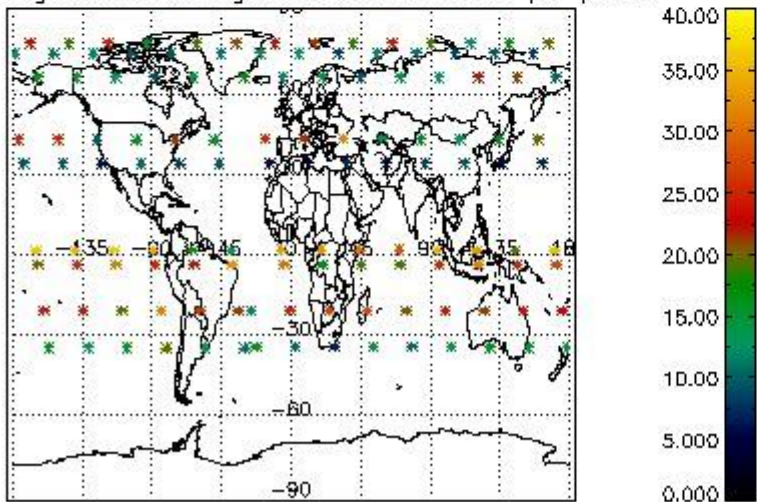
Percentage of cosmic ray hits per profile



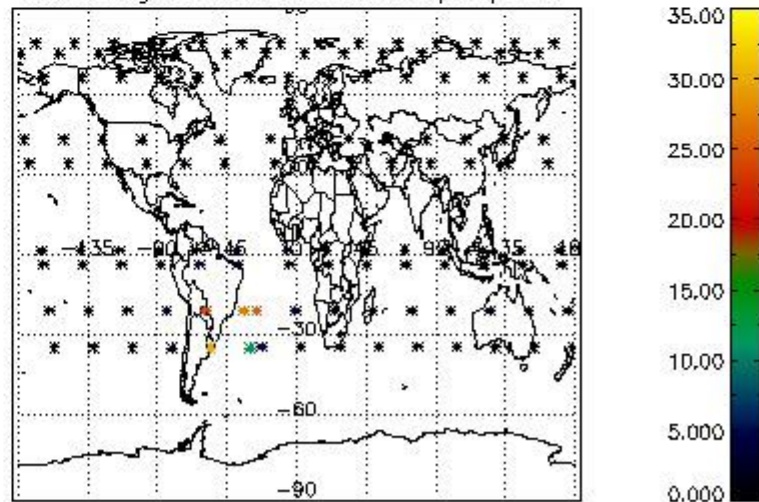
Percentage of datation errors per profile



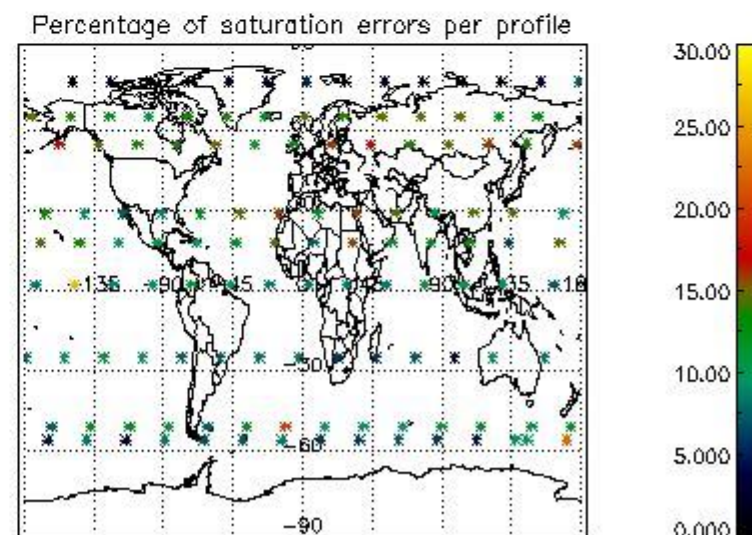
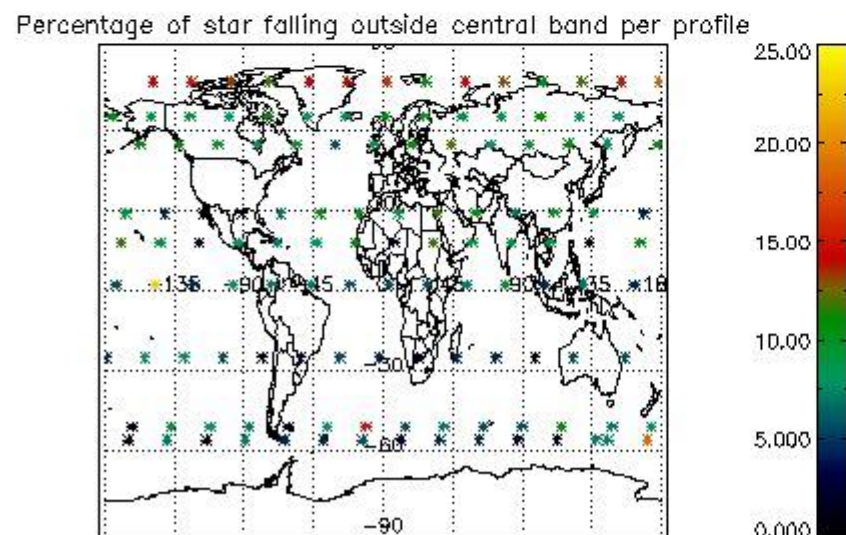
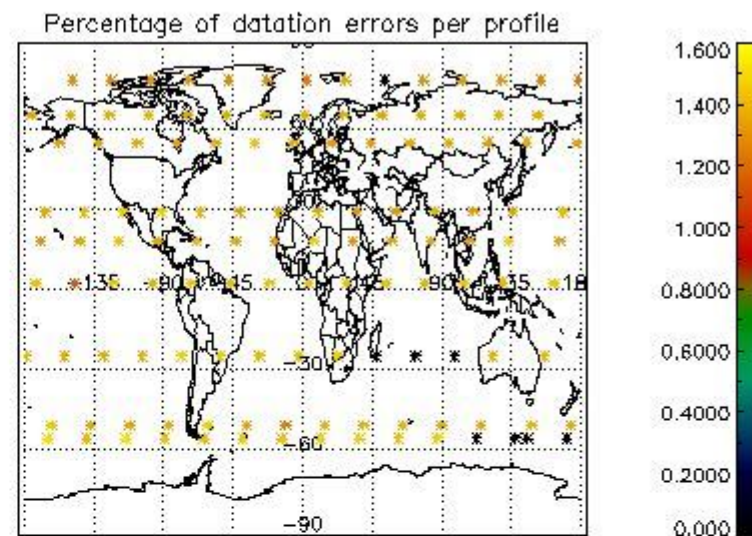
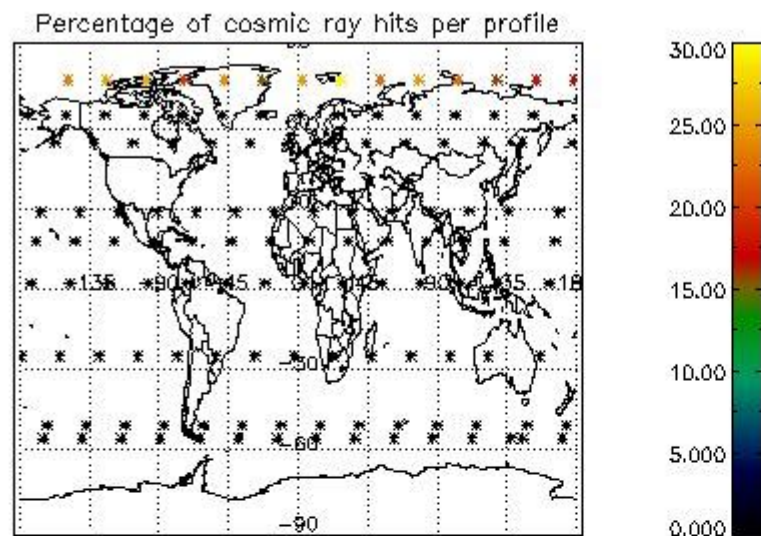
Percentage of star falling outside central band per profile



Percentage of saturation errors per profile



4.2.2 Plot level 1 quality information per product (world map): ENVISAT DESCENDING passes



5. Trace gas profiles

5.1 Ozone statistics based on quality of products

The final quality of the products can be "measured" using the STD (Standard Deviation) attached to every point profile. This information is written to the parameter GOM_NL__2P/NL_LOCAL_SPECIES_DENSITY/o3_std of the level 2 products. The table below shows the statistics for given STD ranges.

The statistics are given with respect to the overall valid production:

- Products without fatal errors: GOM_NL__2P/MPH/PRODUCT_ERR=0
- Valid point profile: GOM_NL__2P/NL_LOCAL_SPECIES_DENSITY/pcd(0)=0

The 'Criteria' is applied to valid points of dark limb products:

- Products in dark limb illumination condition: GOM_NL__2P/NL_SUMMARY_QUALITY/obs_ill_cond=0
- Products without fatal errors: GOM_NL__2P/MPH/PRODUCT_ERR=0
- Valid point profile: GOM_NL__2P/NL_LOCAL_SPECIES_DENSITY/pcd(0)=0

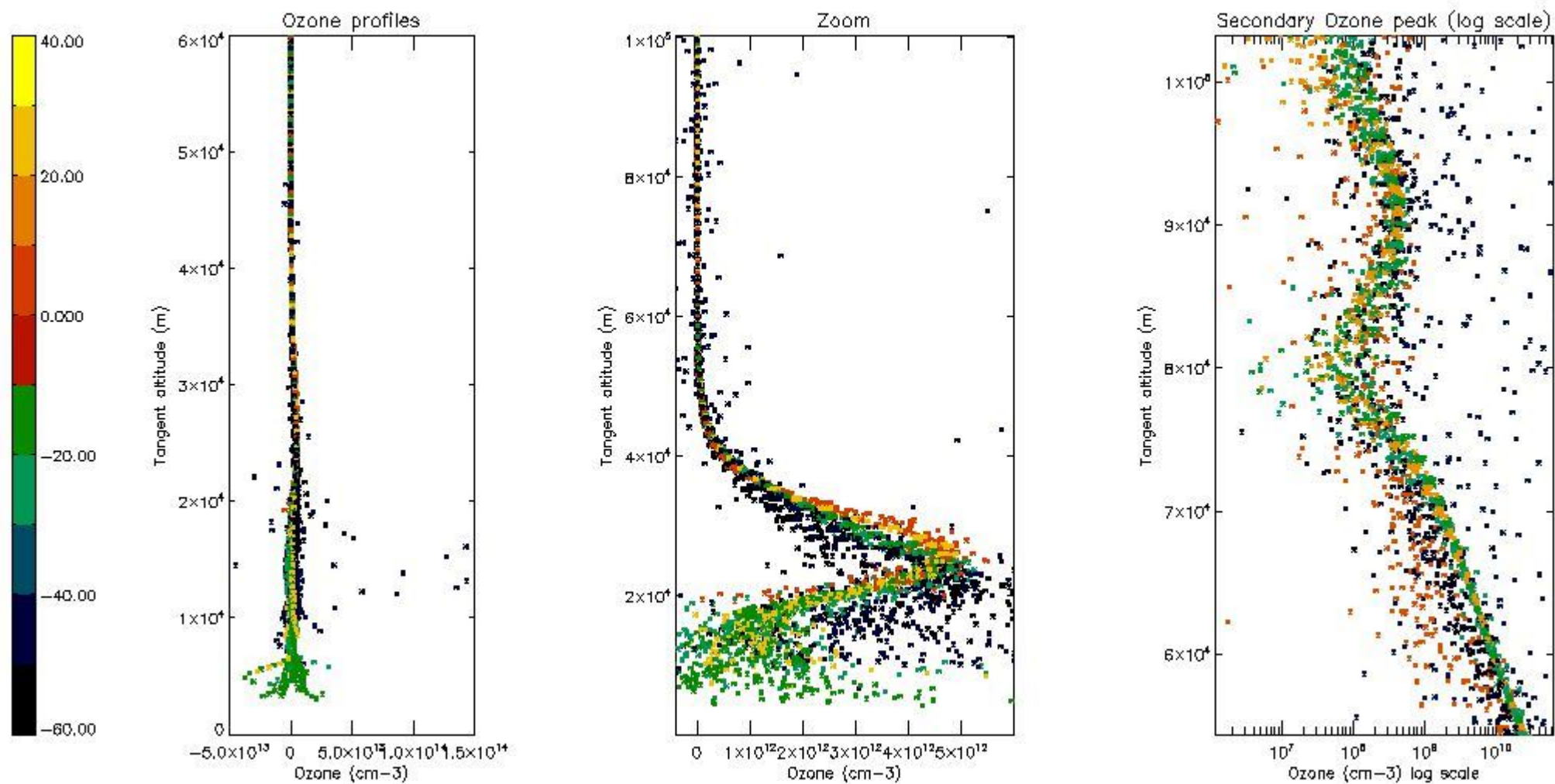
So, the table below shows the percentage of dark limb and valid observations for each criteria with respect to the overall valid daily observations.

Criteria	% of total production
All STD	39
STD < 20	19

STD < 10	14
STD < 5	8

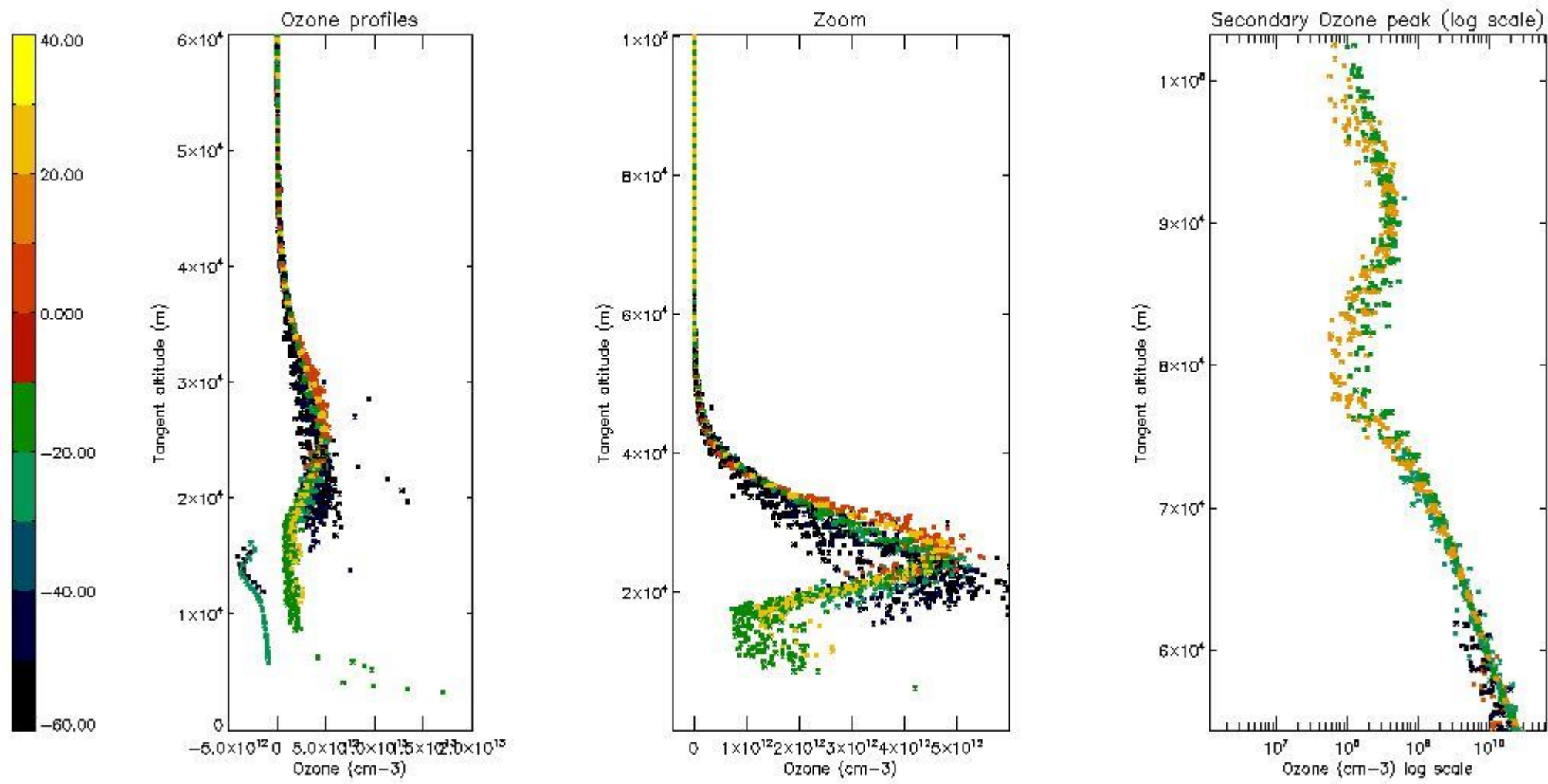
5.2 Plot ozone profiles for all STD (dark without errors)

The colorbar represents the latitude.



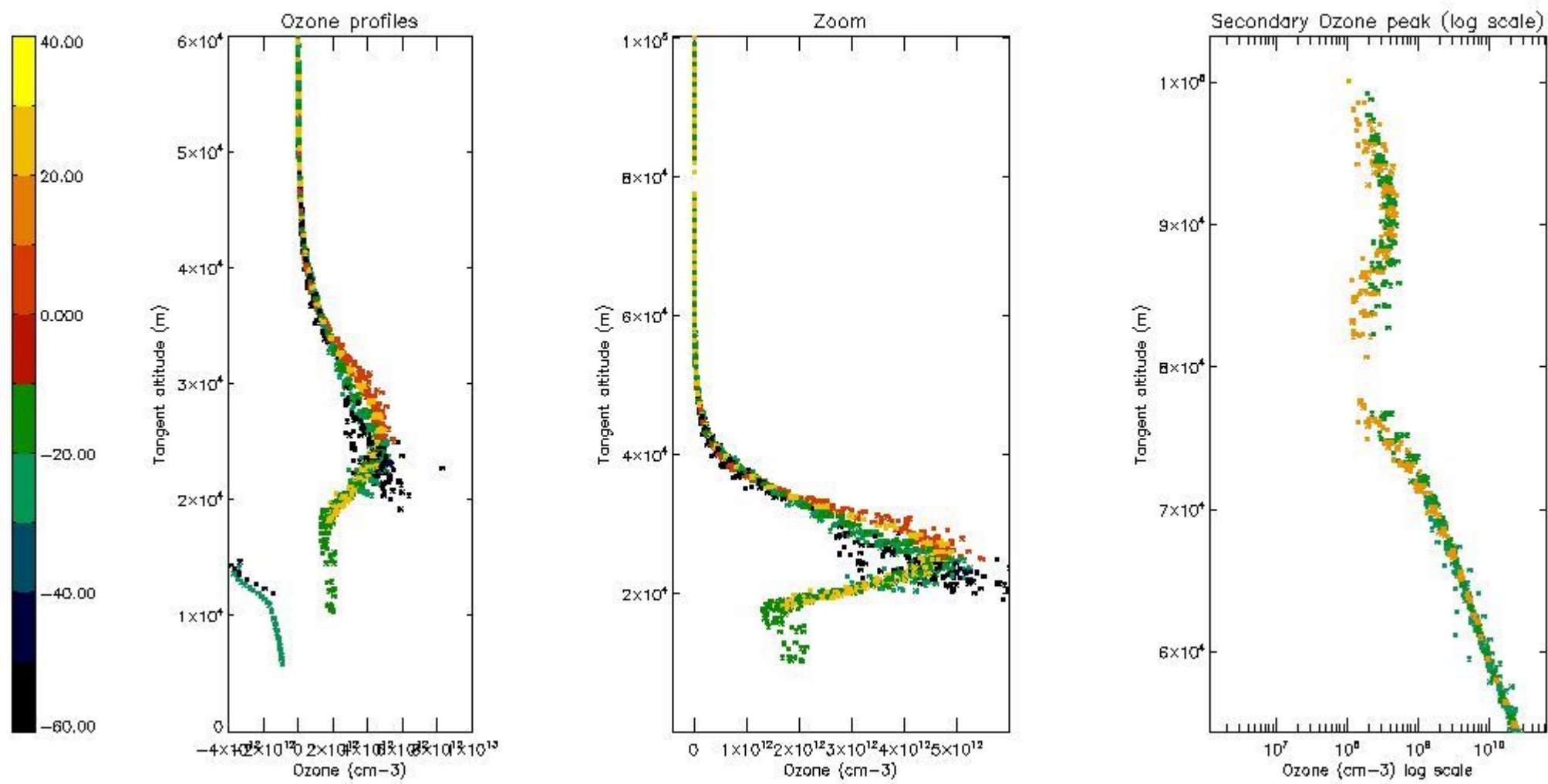
5.3 Plot ozone profiles where STD < 20% (dark without errors)

The colorbar represents the latitude.



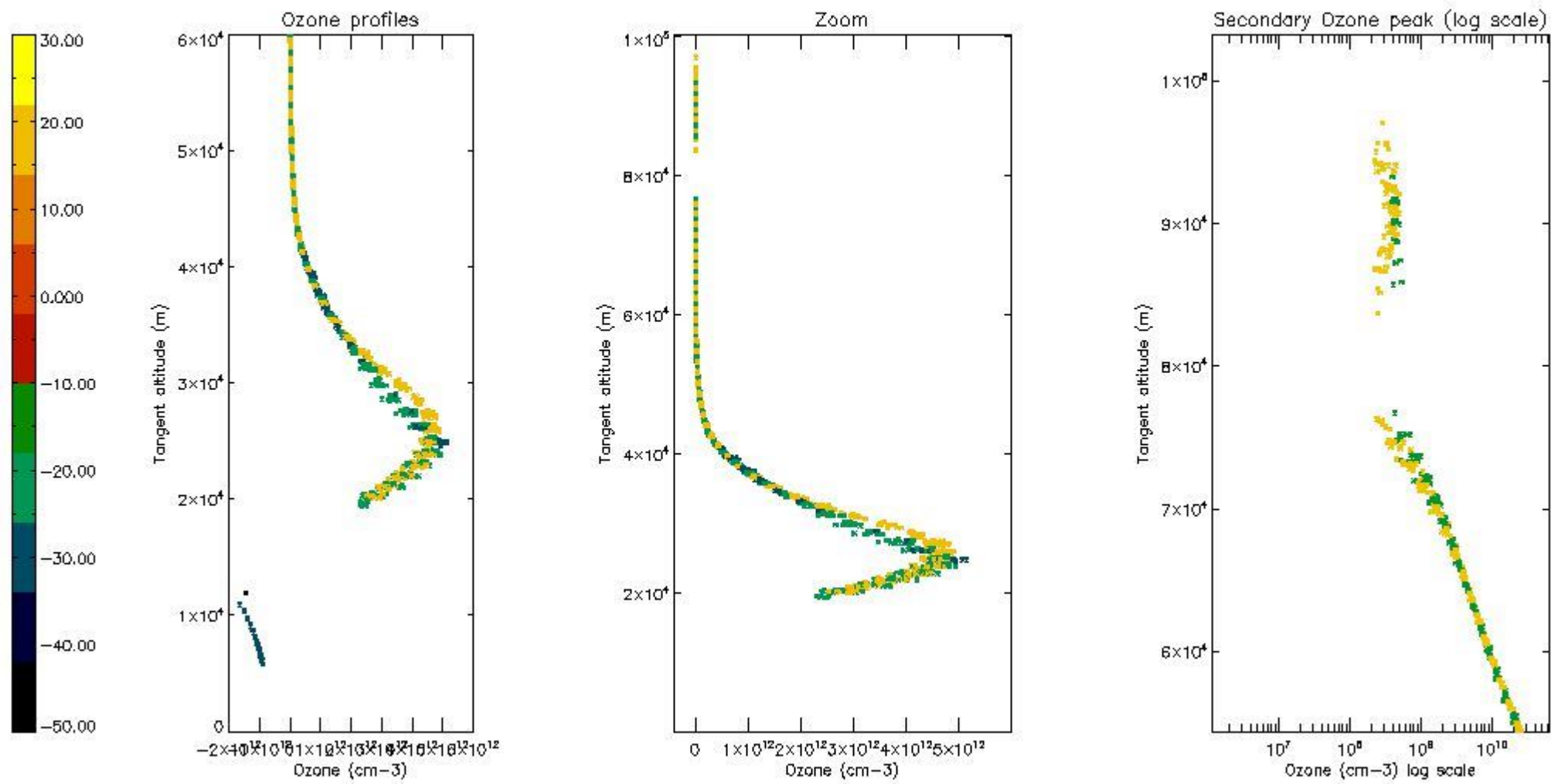
5.4 Plot ozone profiles where STD < 10% (dark without errors)

The colorbar represents the latitude.



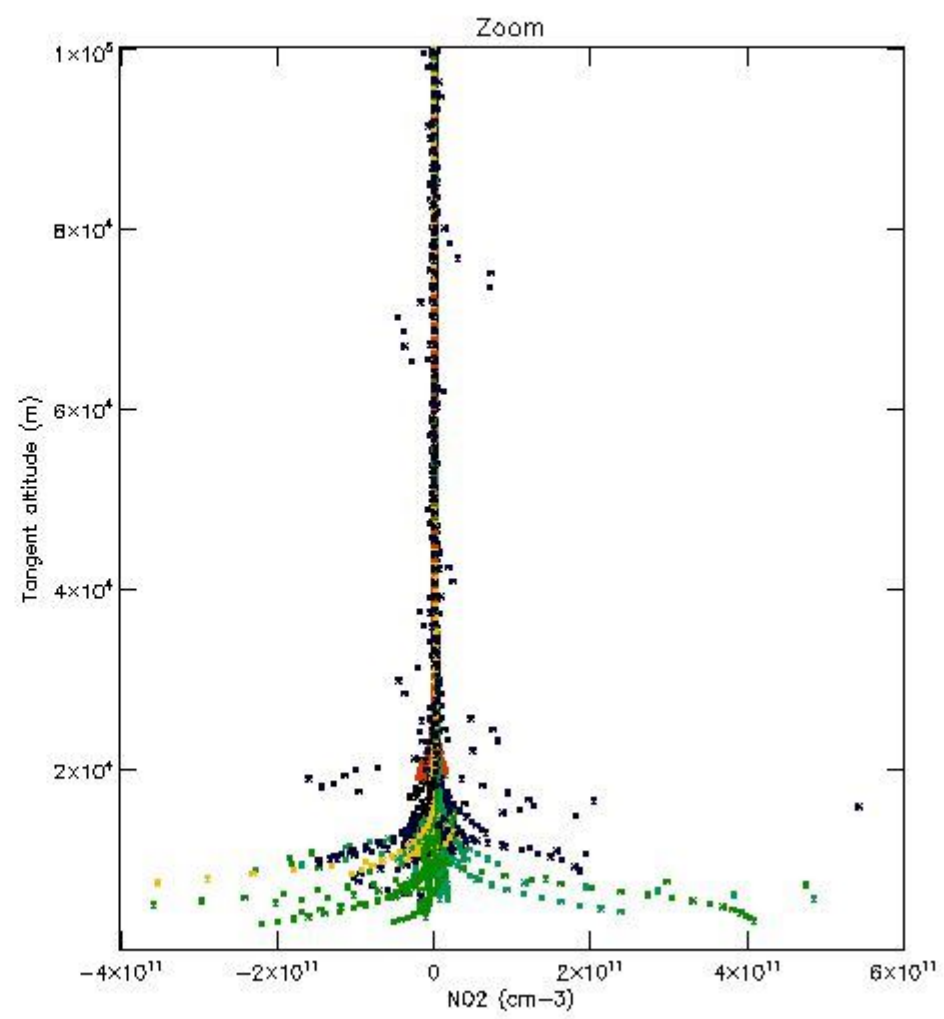
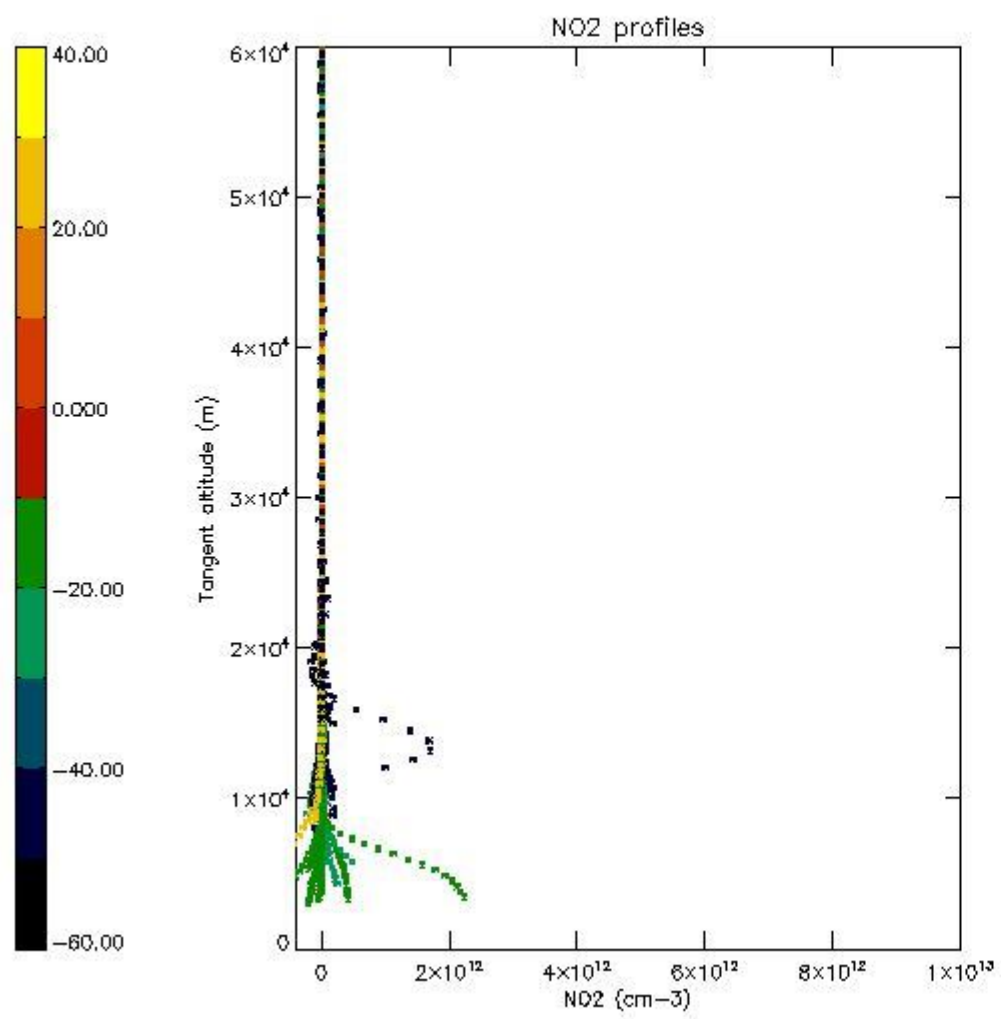
5.5 Plot ozone profiles where $STD < 5\%$ (dark without errors)

The colorbar represents the latitude.



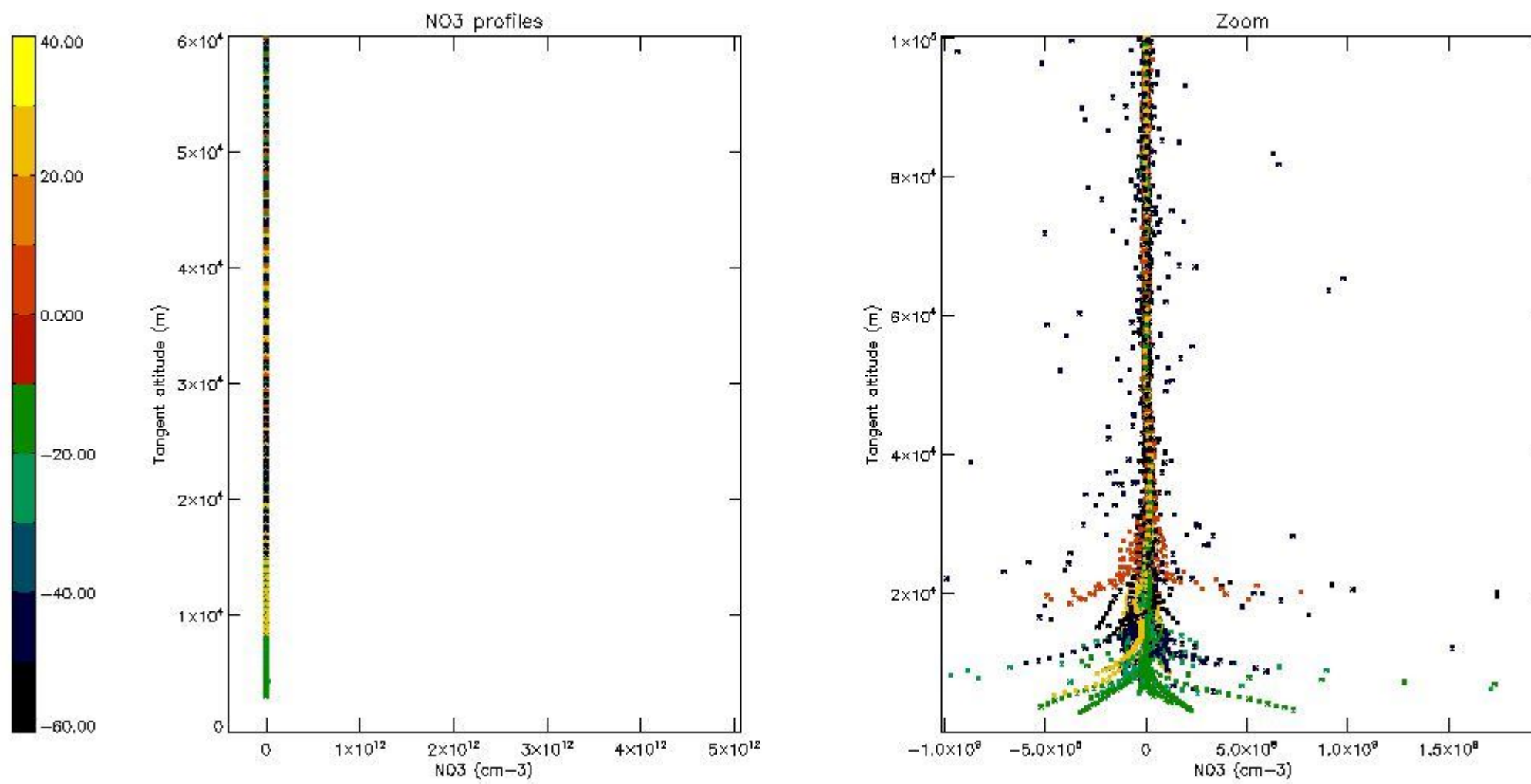
5.6 Plot NO₂ profiles for all STD (dark without errors)

The colorbar represents the latitude.



5.7 Plot NO3 profiles for all STD (dark without errors)

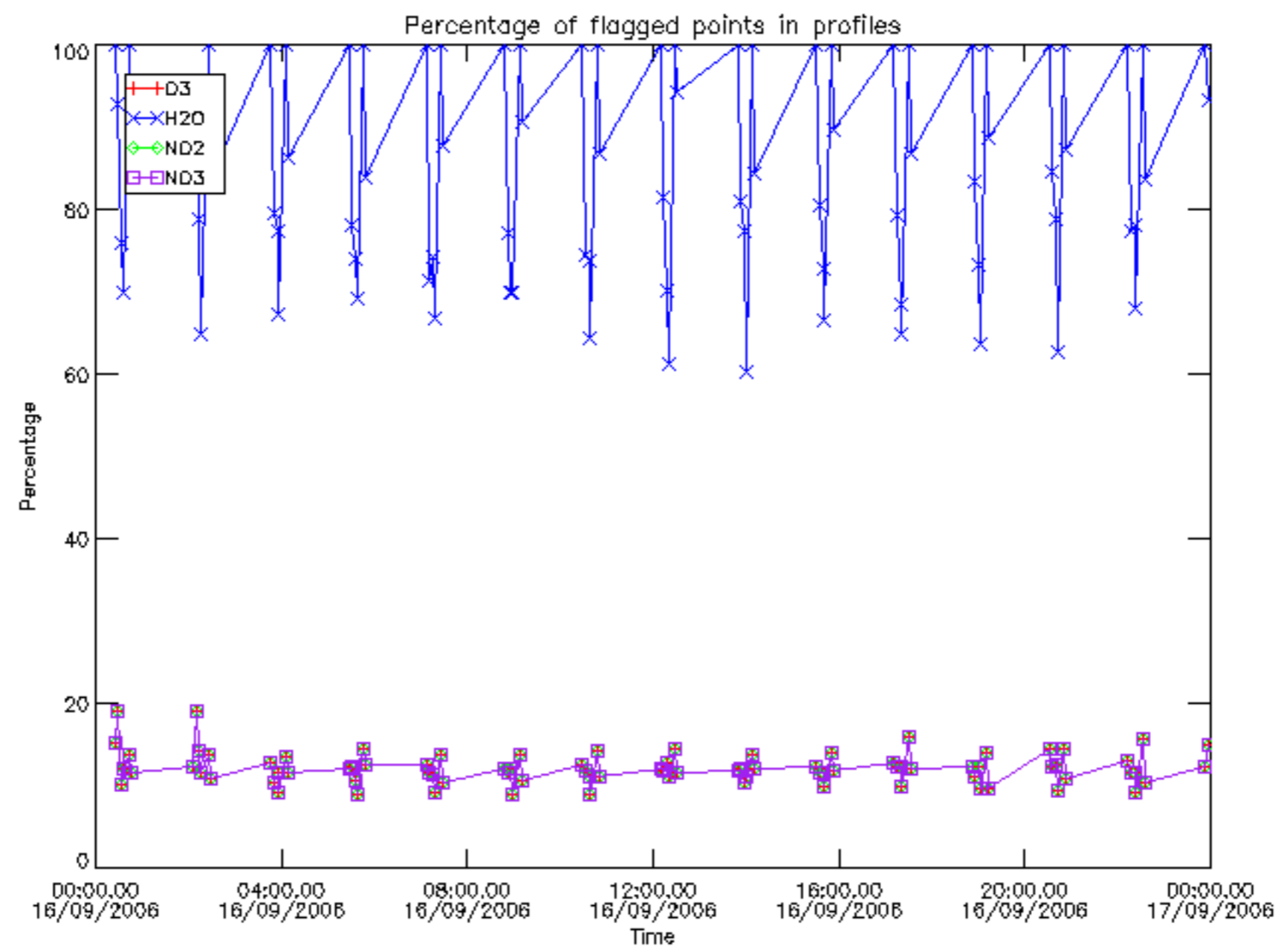
The colorbar represents the latitude.



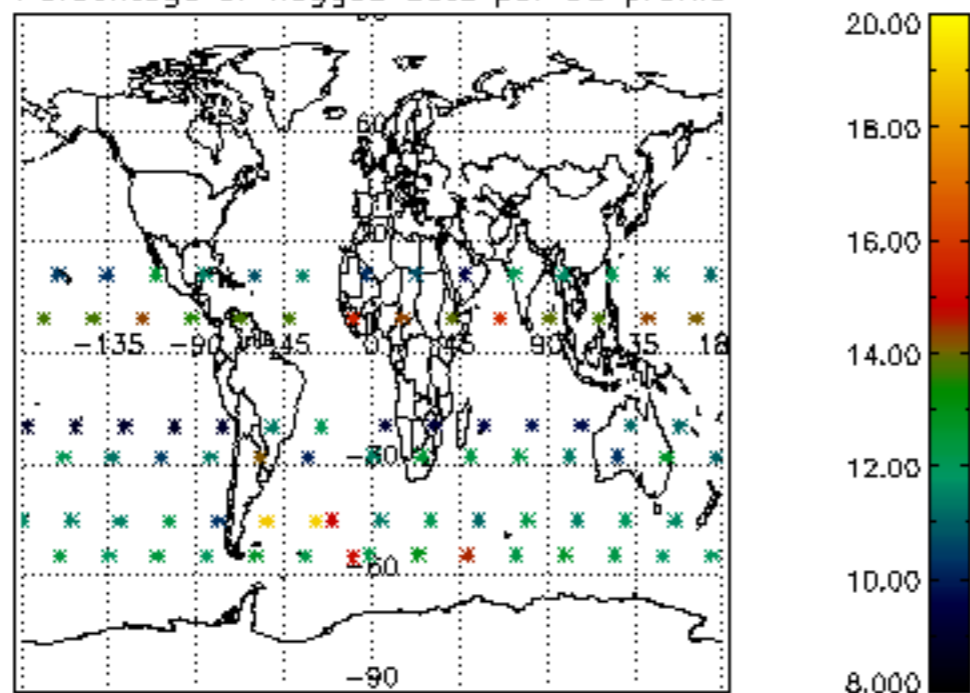
6. Auxiliary Data Files used for the production reported in section 2

The number reported in the third column indicates since which file (see list in section 2) the corresponding auxiliary file has been used. The fourth column is the date of those product files.

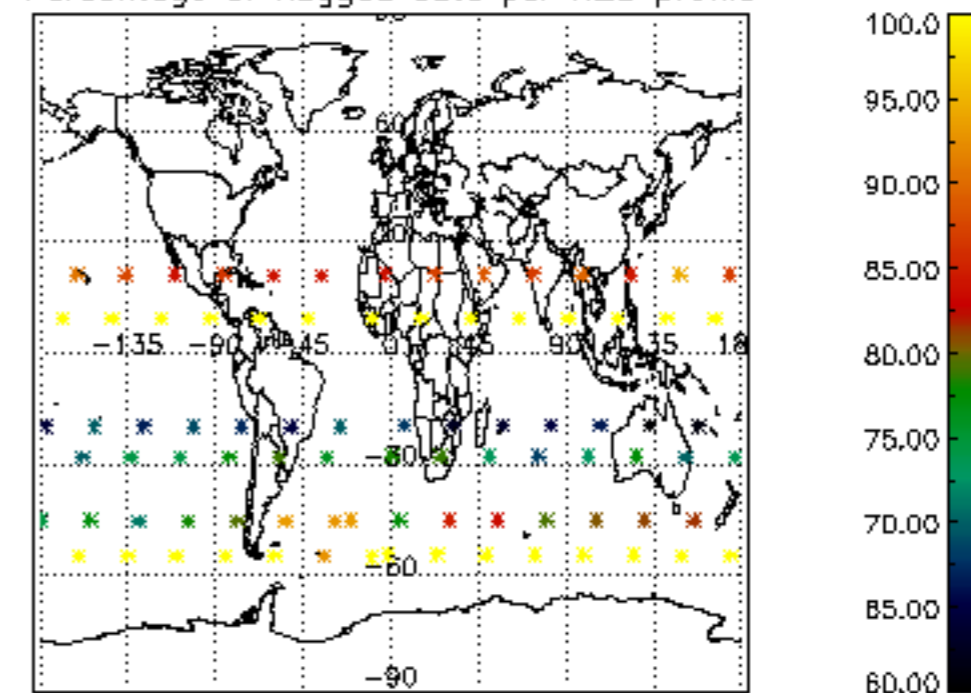
Type	Auxiliary Filename	Used since product	Used since product date
INST_PHYS_CHARACTERISTICS	GOM_INS_AXVIEC20091111_143220_20030716_120000_20500101_000000	1	16-SEP-2006 00:00:09
LEVEL-2_PROC_CONFIG	GOM_PR2_AXVIEC20091111_152718_20020301_000000_20500101_000000	1	16-SEP-2006 00:00:09
CROSS_SECTIONS_FILE	GOM_CRS_AXVIEC20091111_154832_20020301_000000_20500101_000000	1	16-SEP-2006 00:00:09



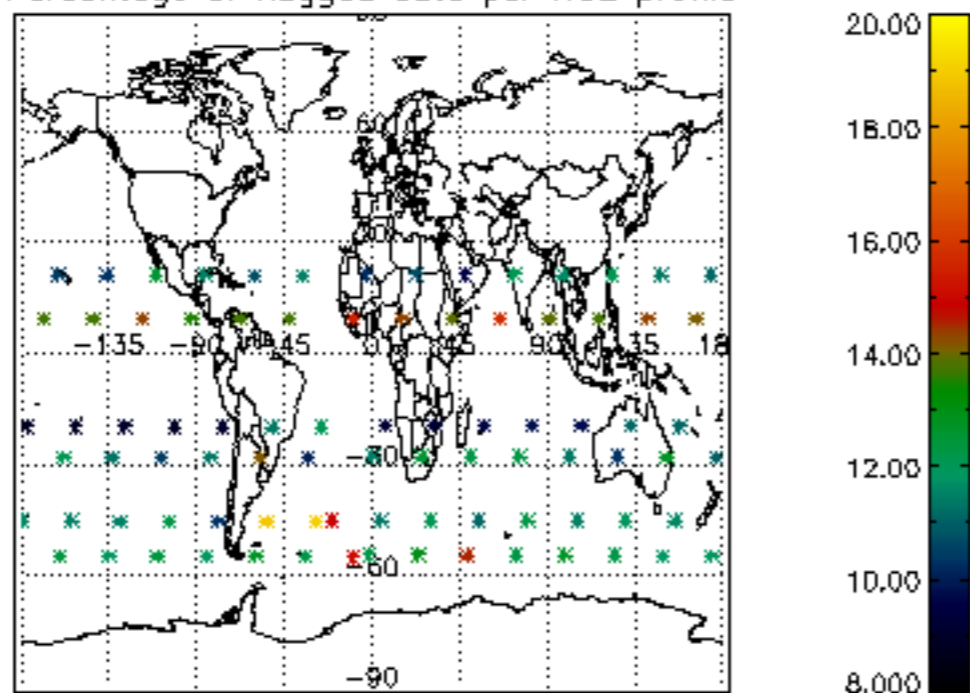
Percentage of flagged data per D3 profile



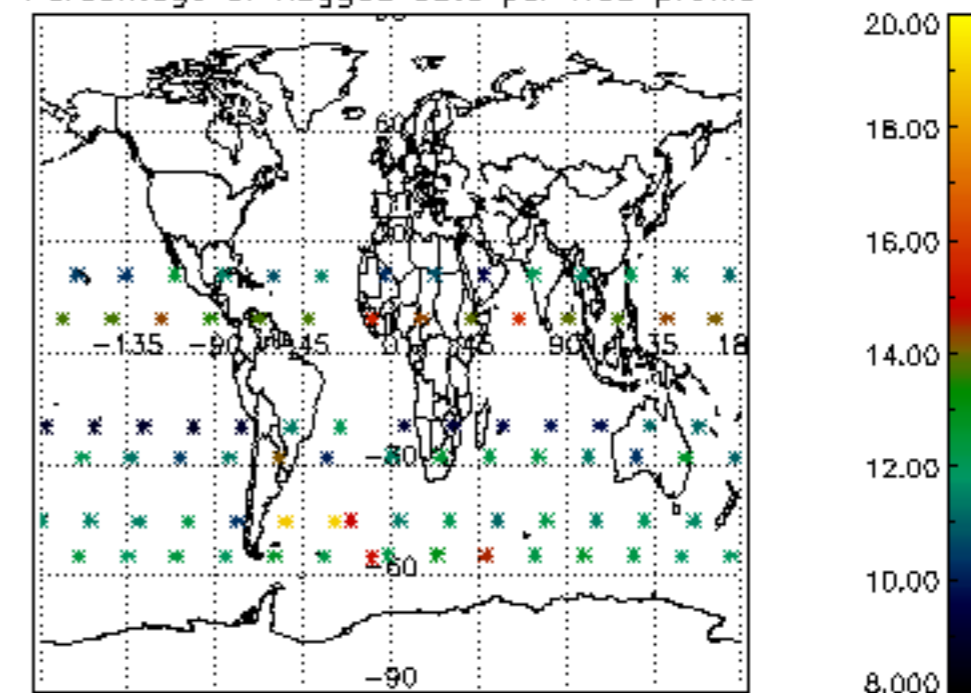
Percentage of flagged data per H2O profile

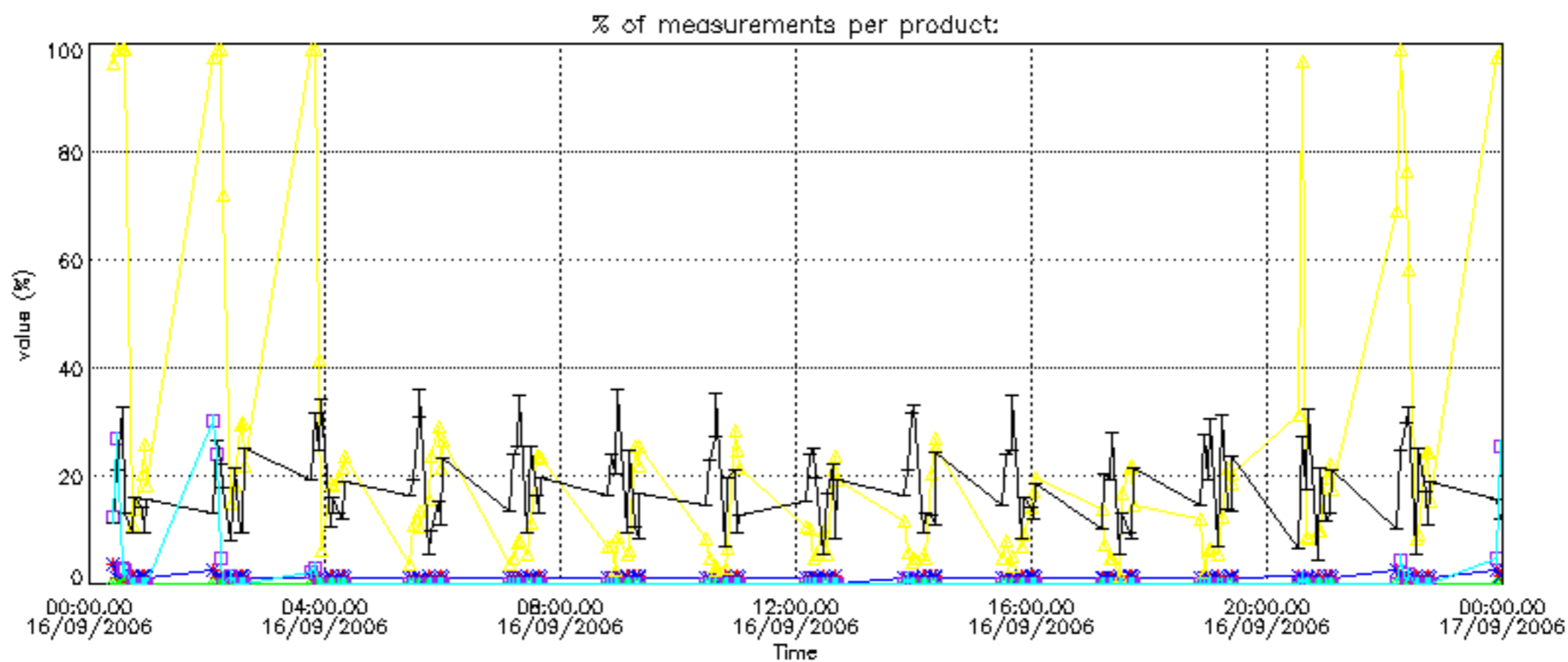


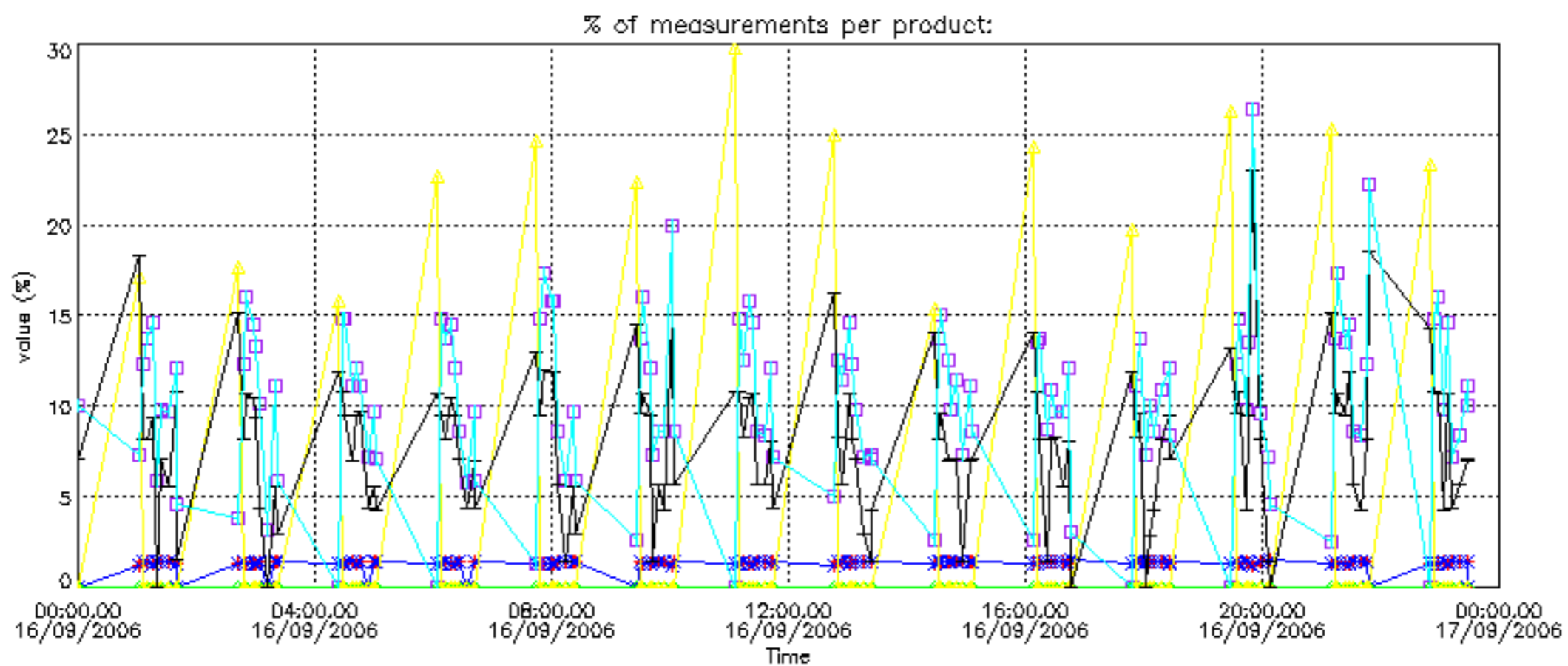
Percentage of flagged data per NO2 profile



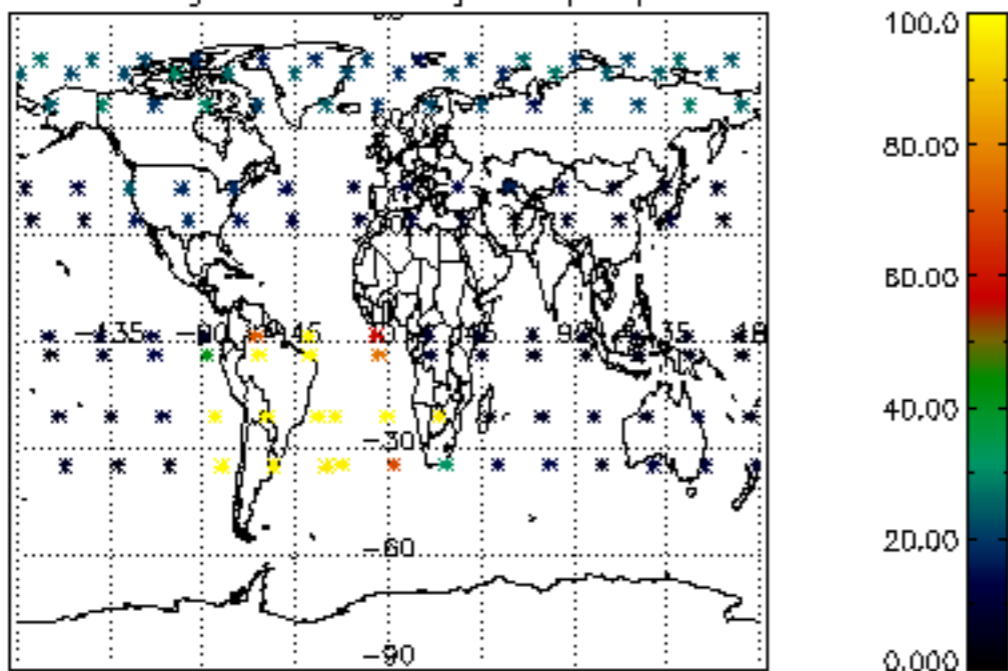
Percentage of flagged data per NO3 profile



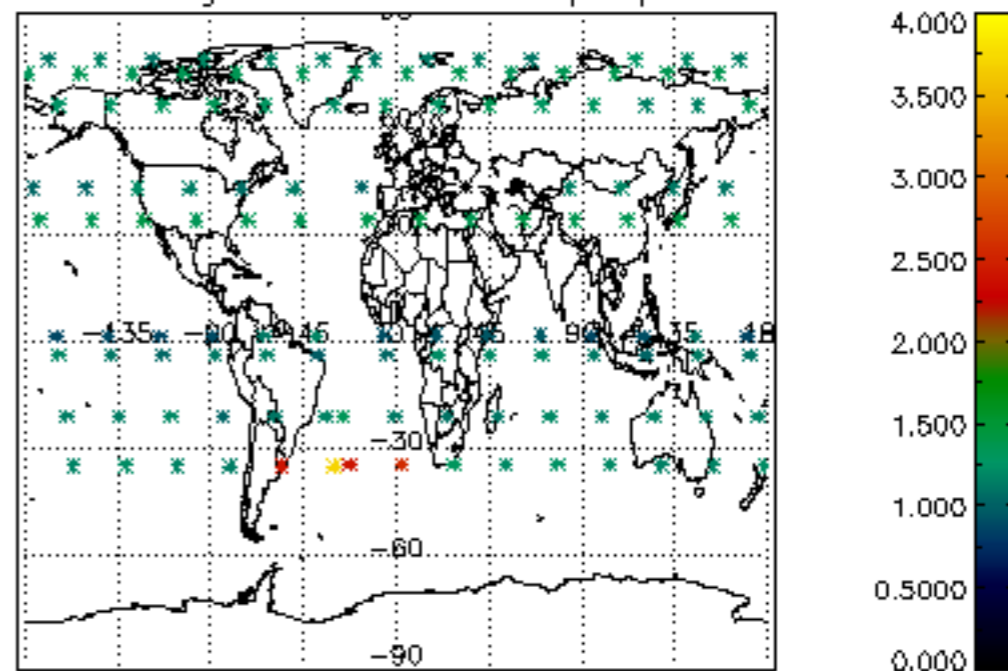




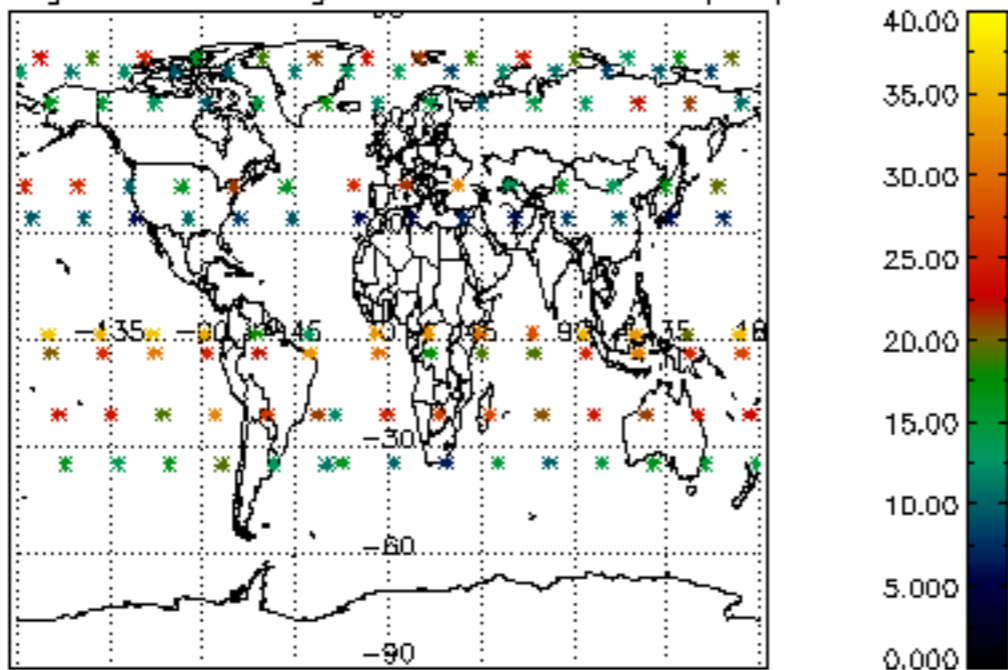
Percentage of cosmic ray hits per profile



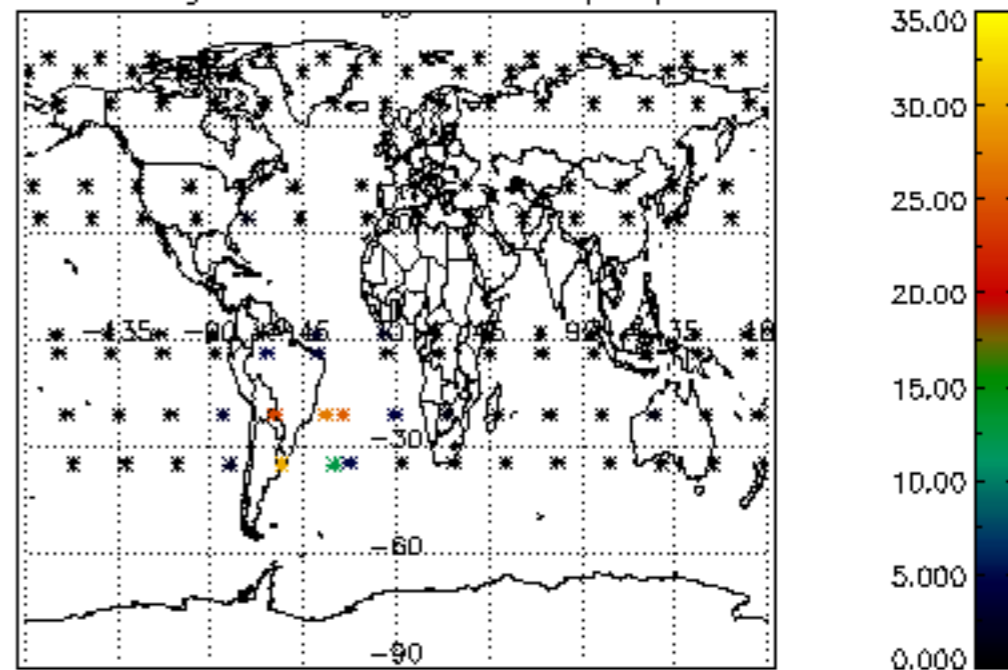
Percentage of datation errors per profile



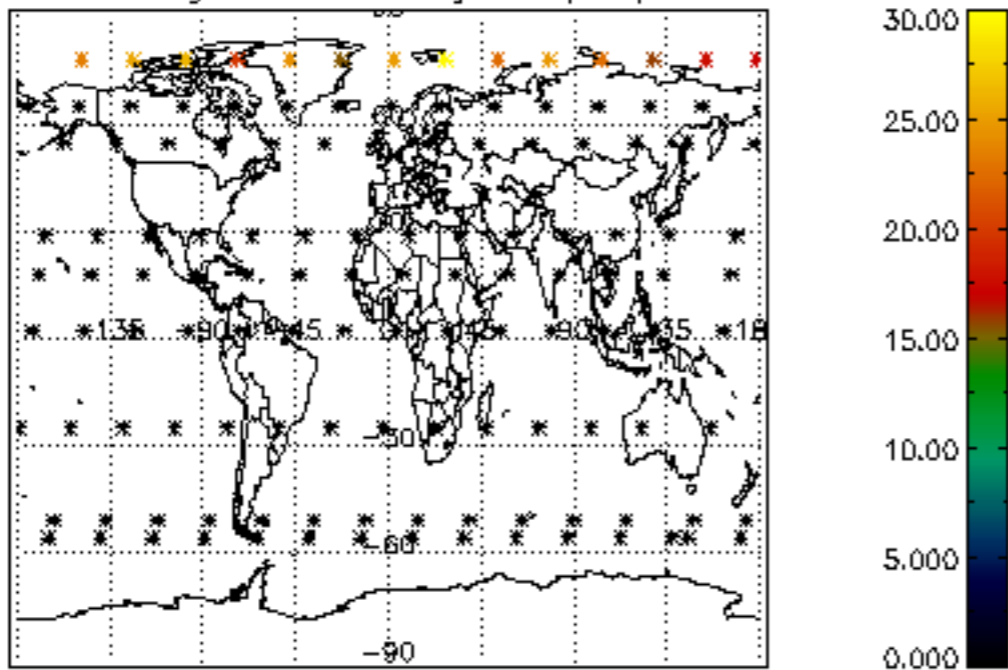
Percentage of star falling outside central band per profile



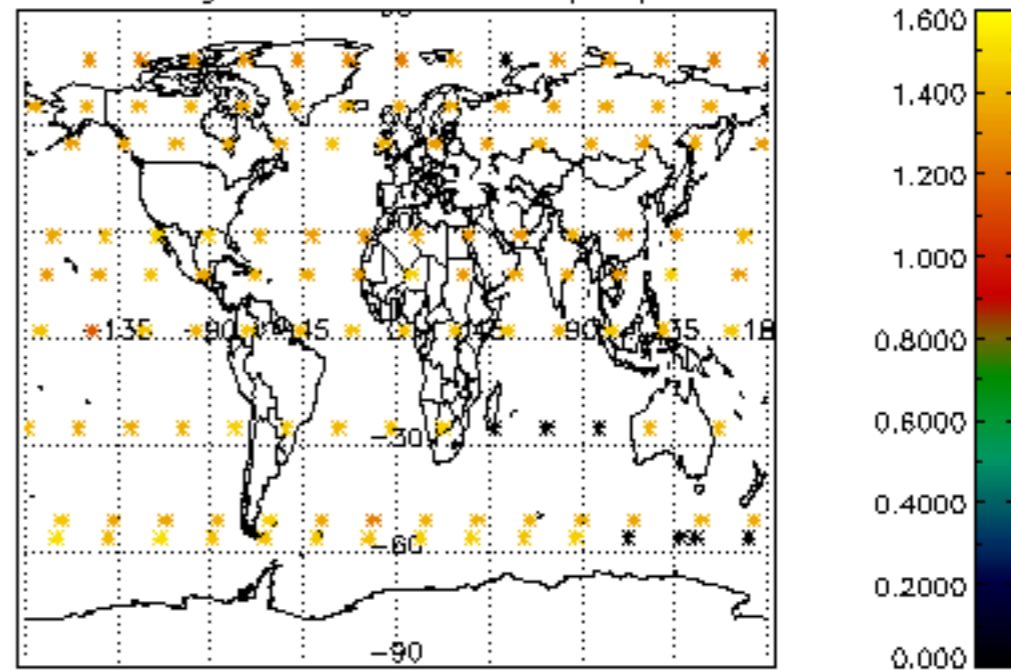
Percentage of saturation errors per profile



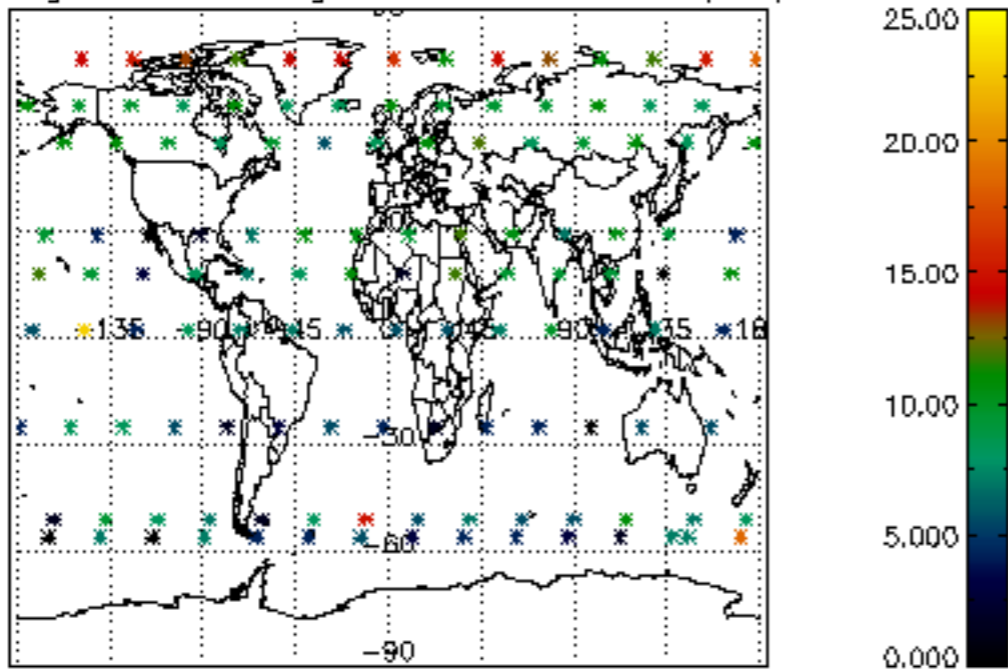
Percentage of cosmic ray hits per profile



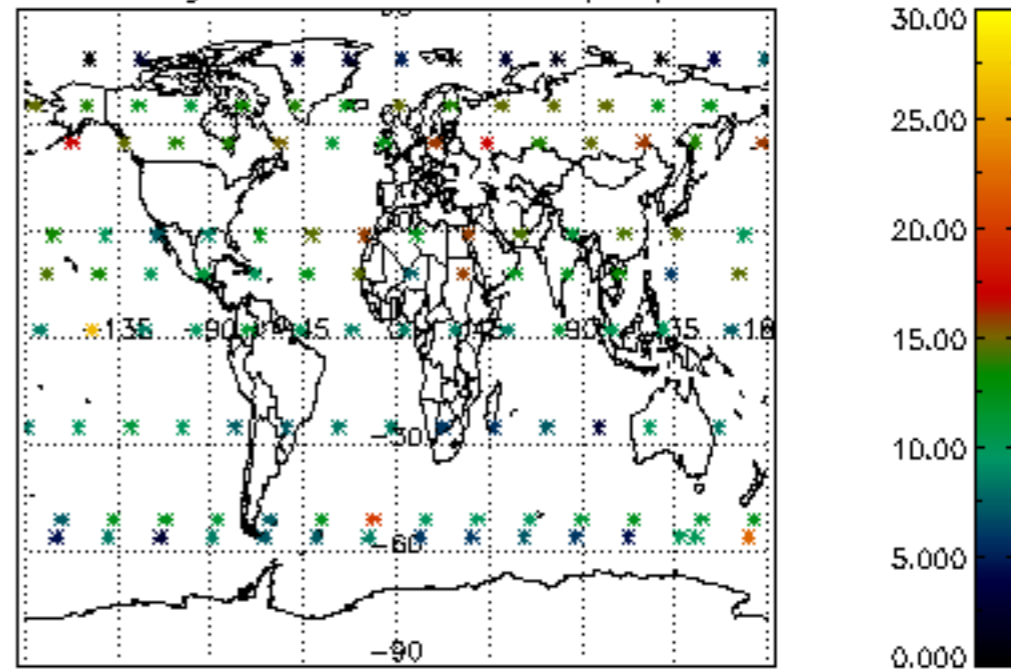
Percentage of datation errors per profile

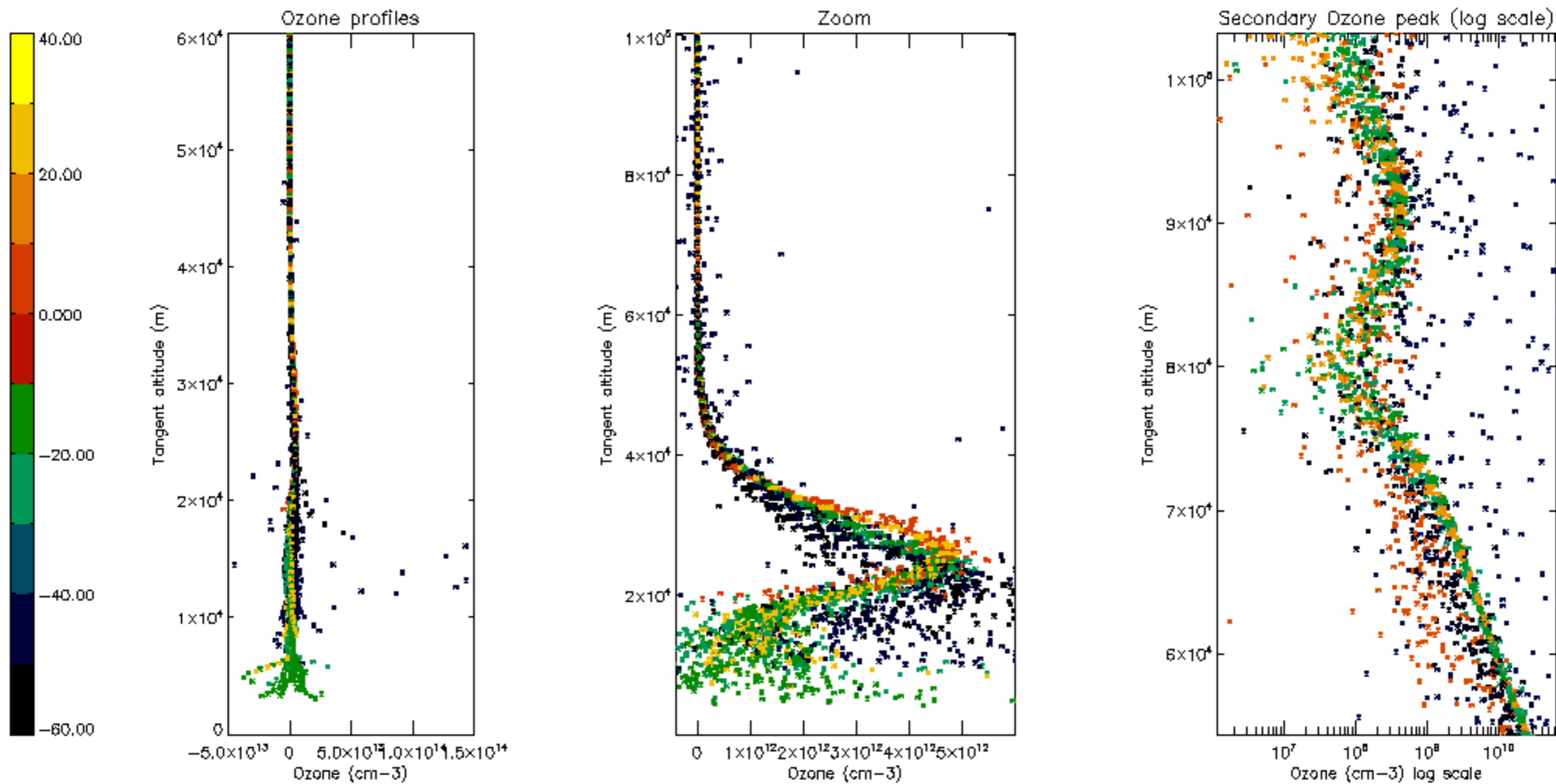


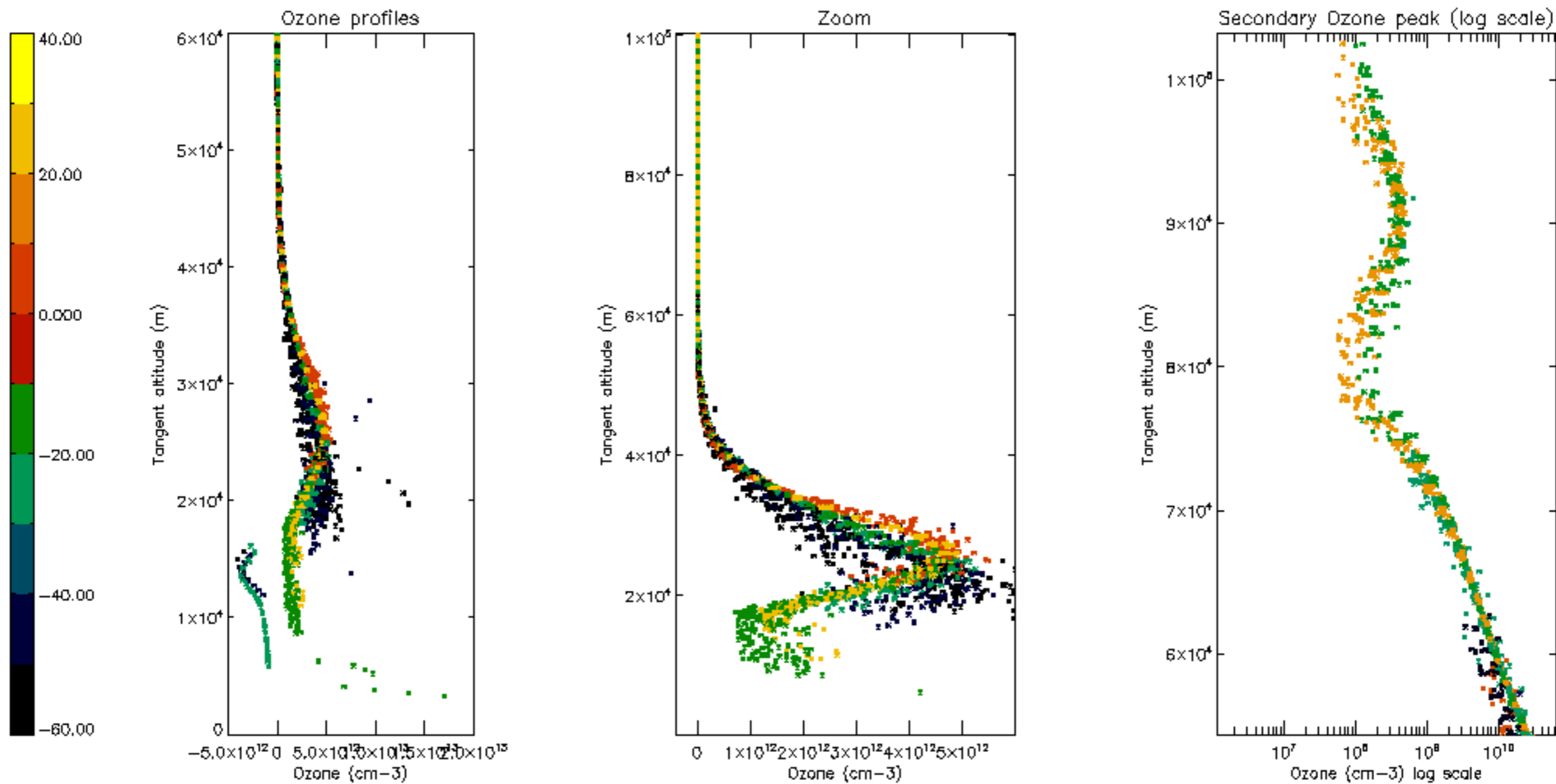
Percentage of star falling outside central band per profile

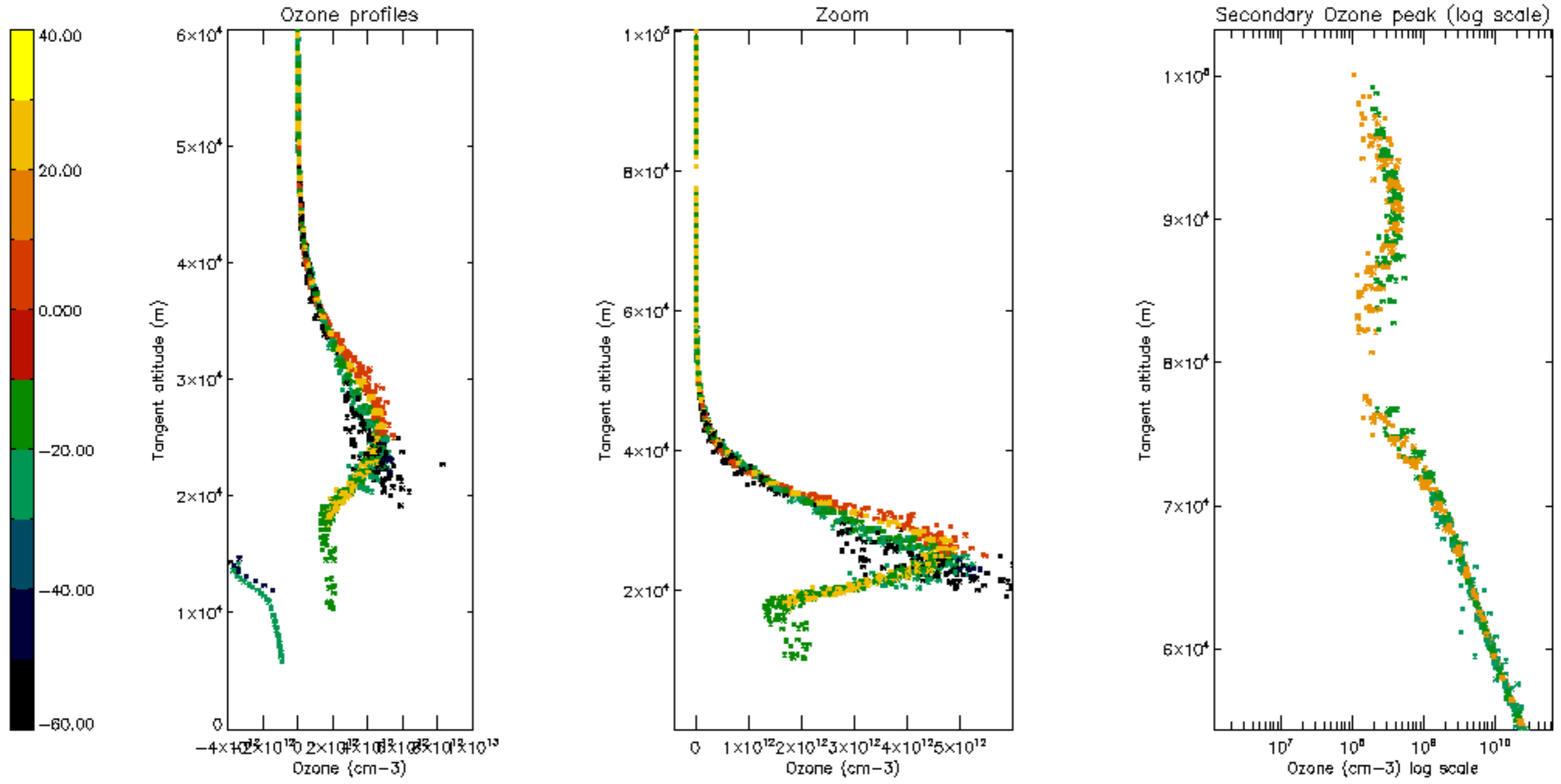


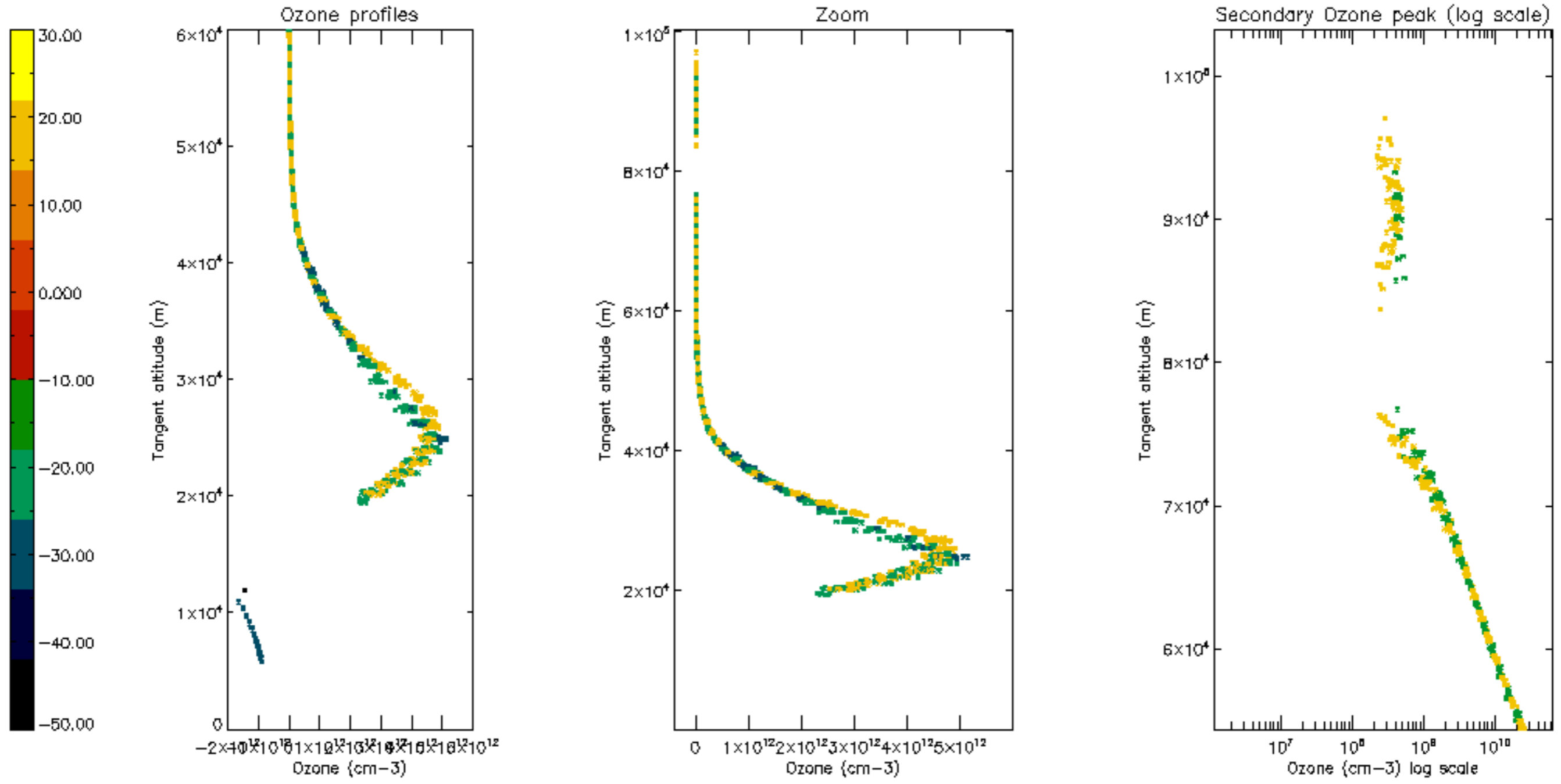
Percentage of saturation errors per profile

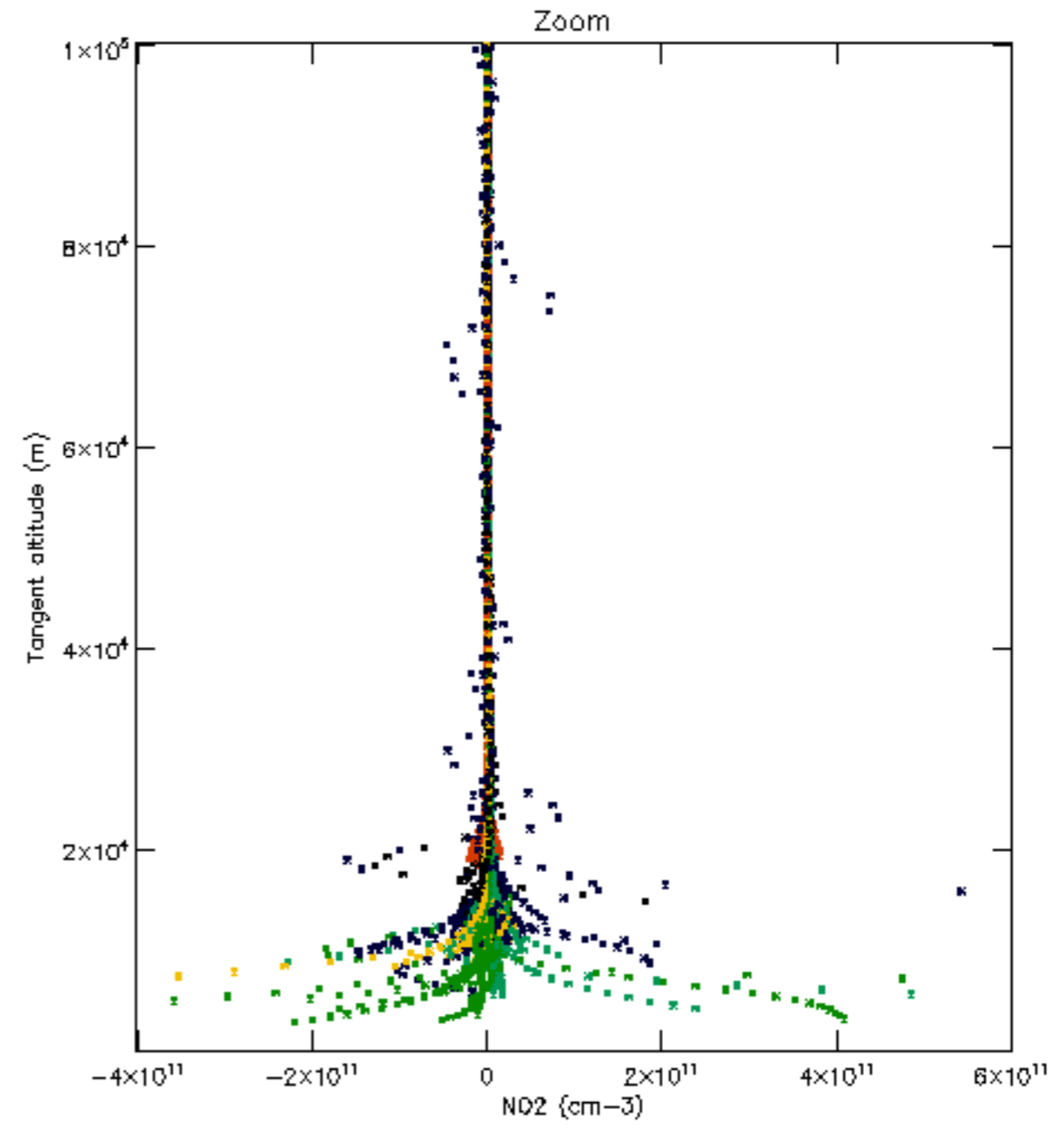
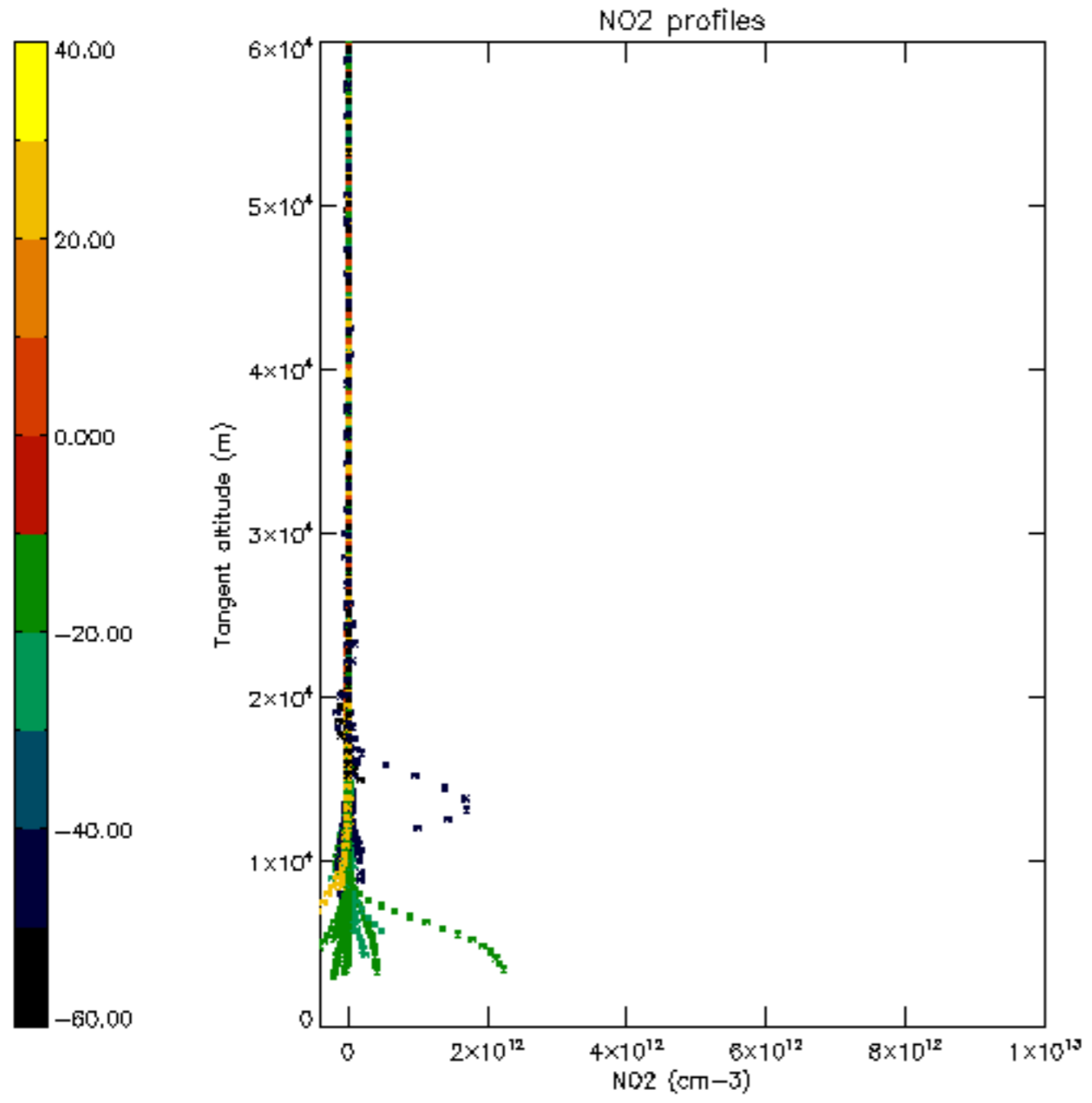


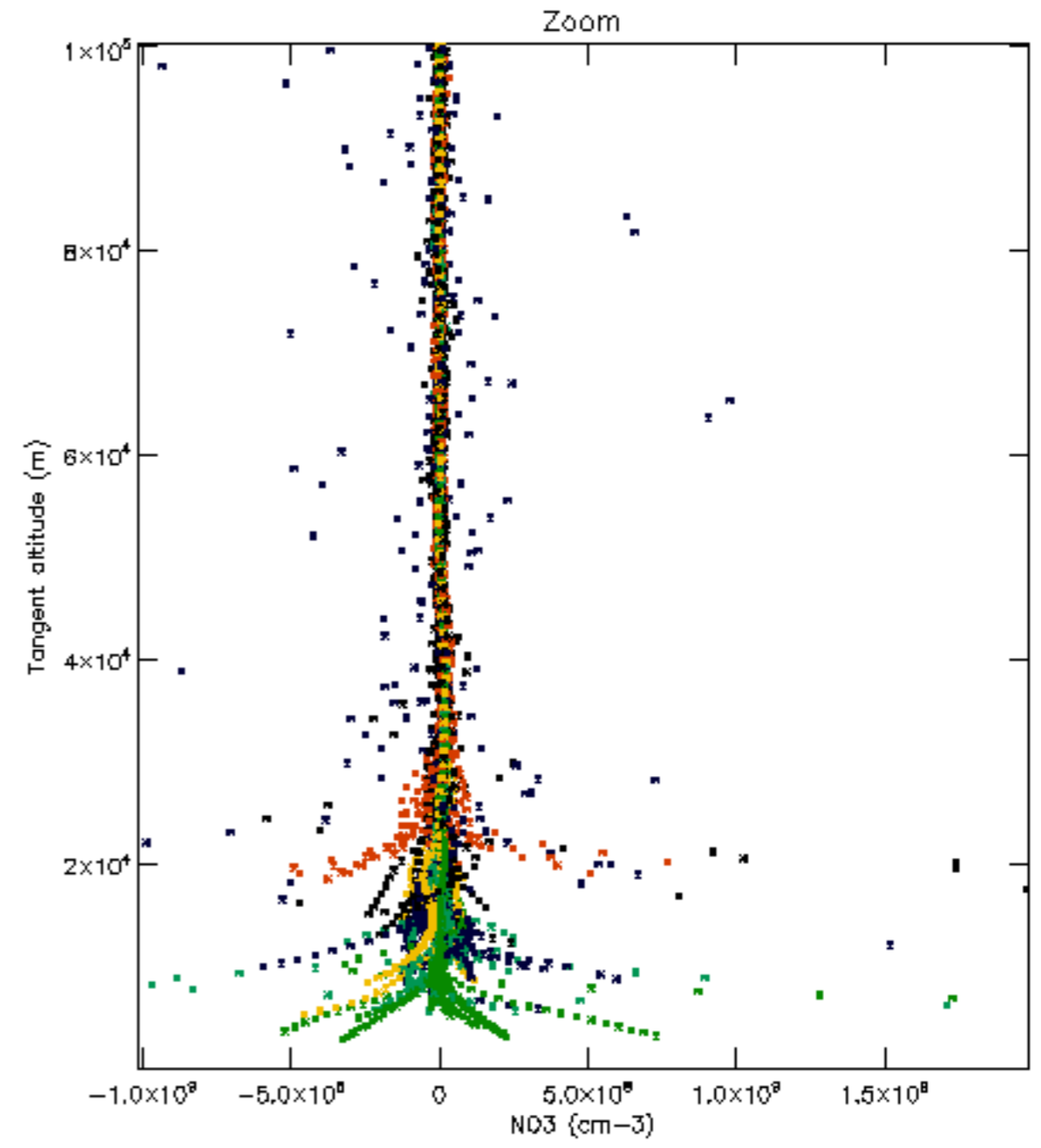
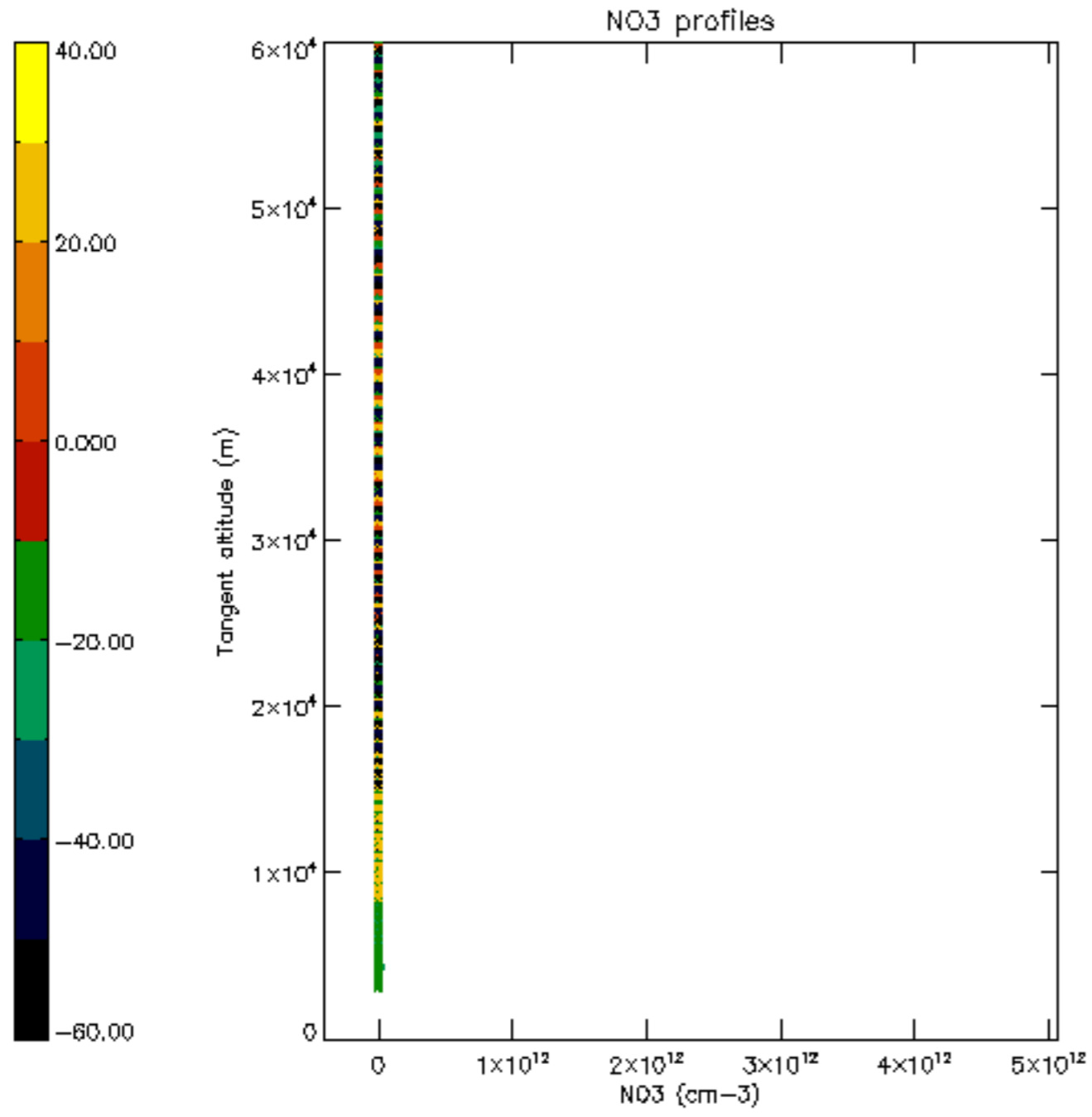


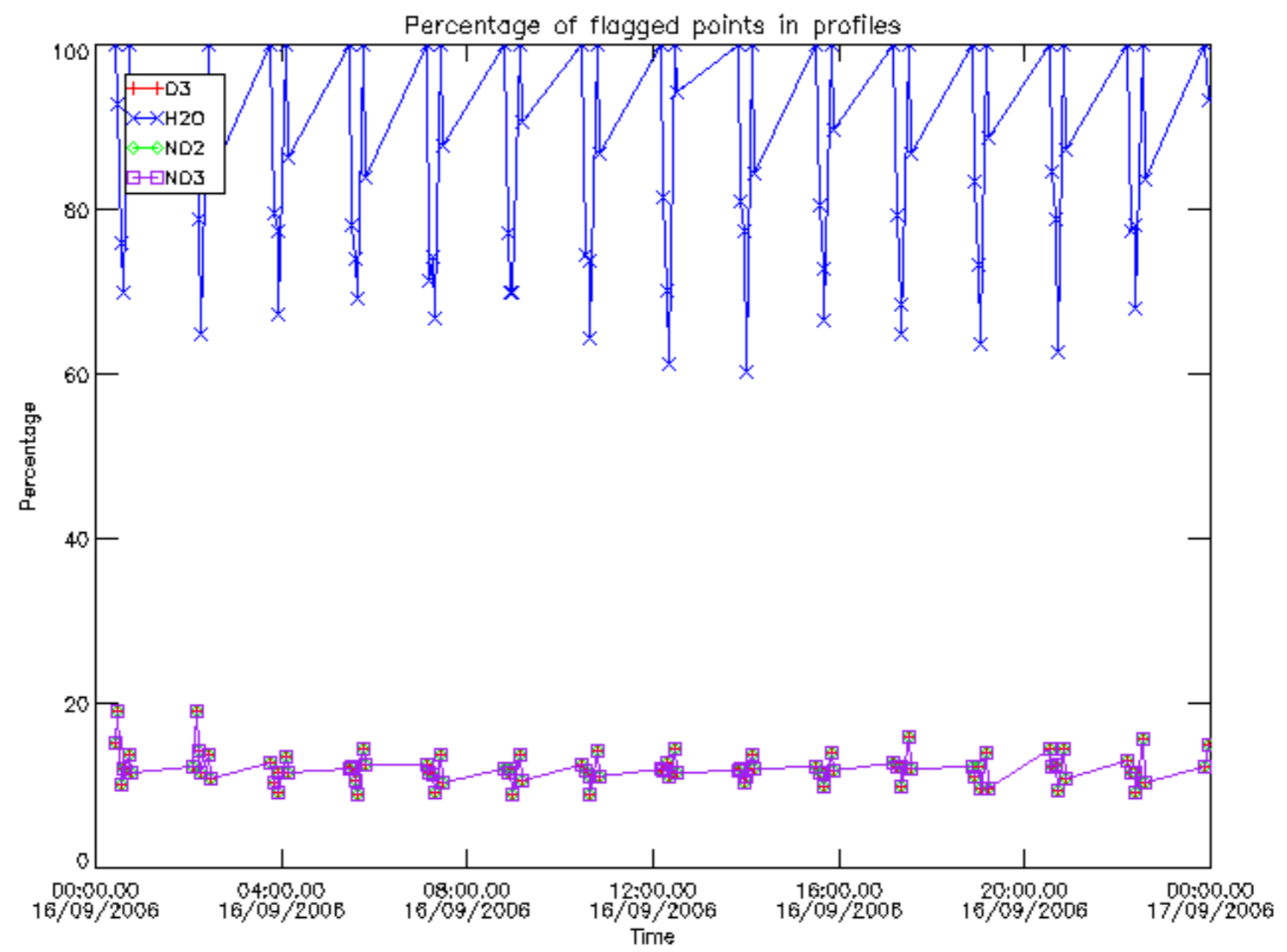




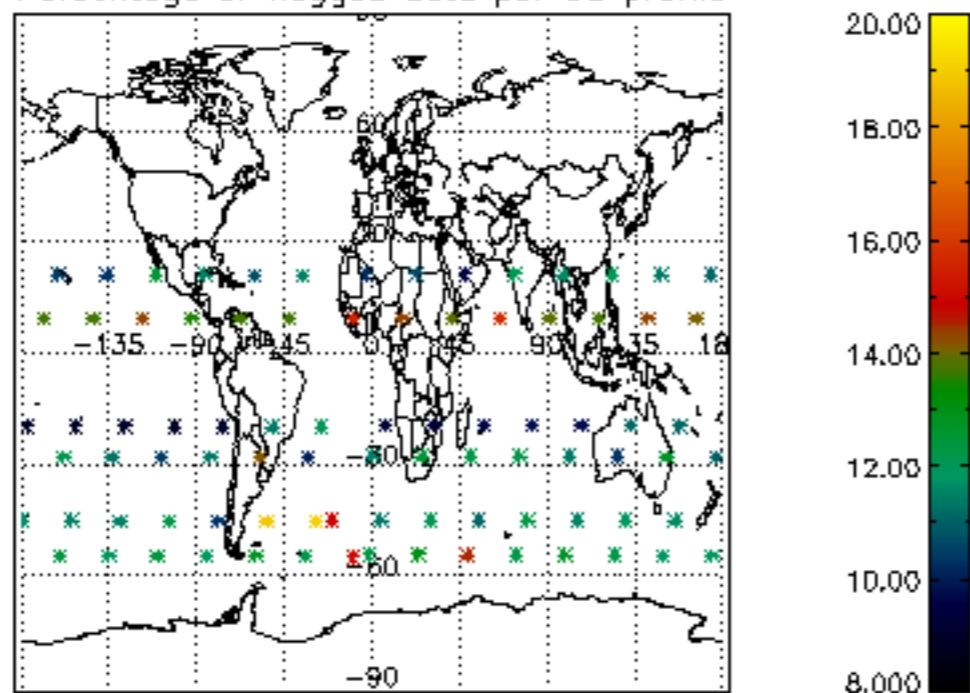




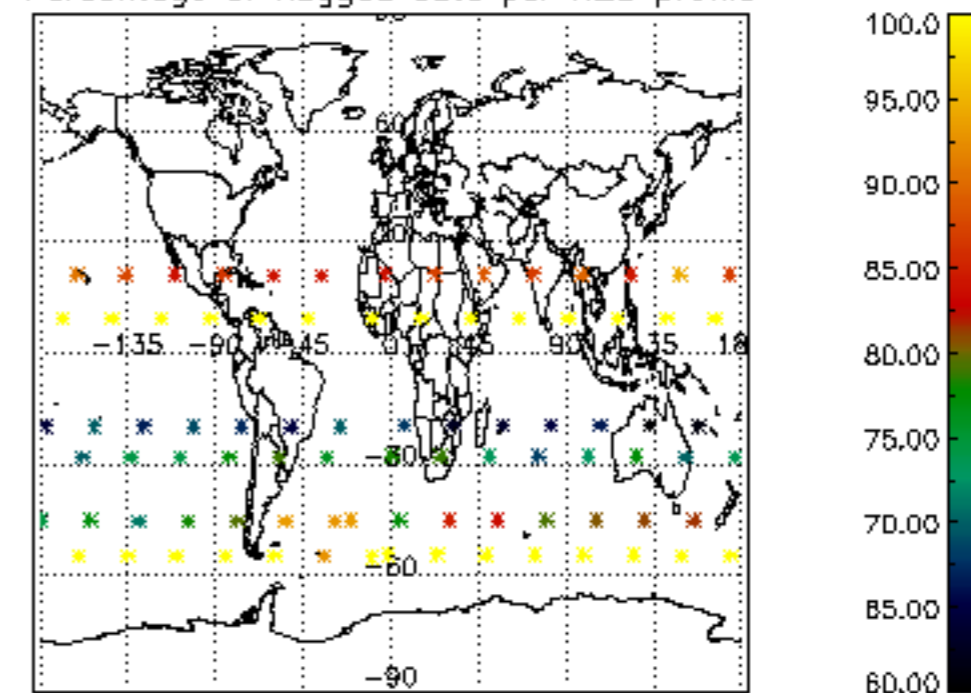




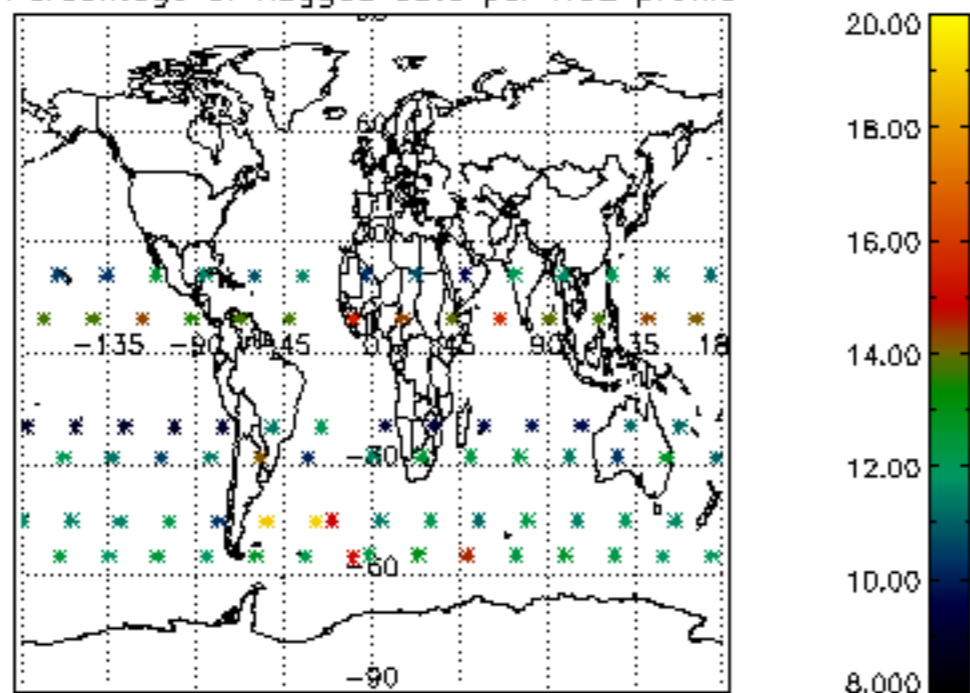
Percentage of flagged data per D3 profile



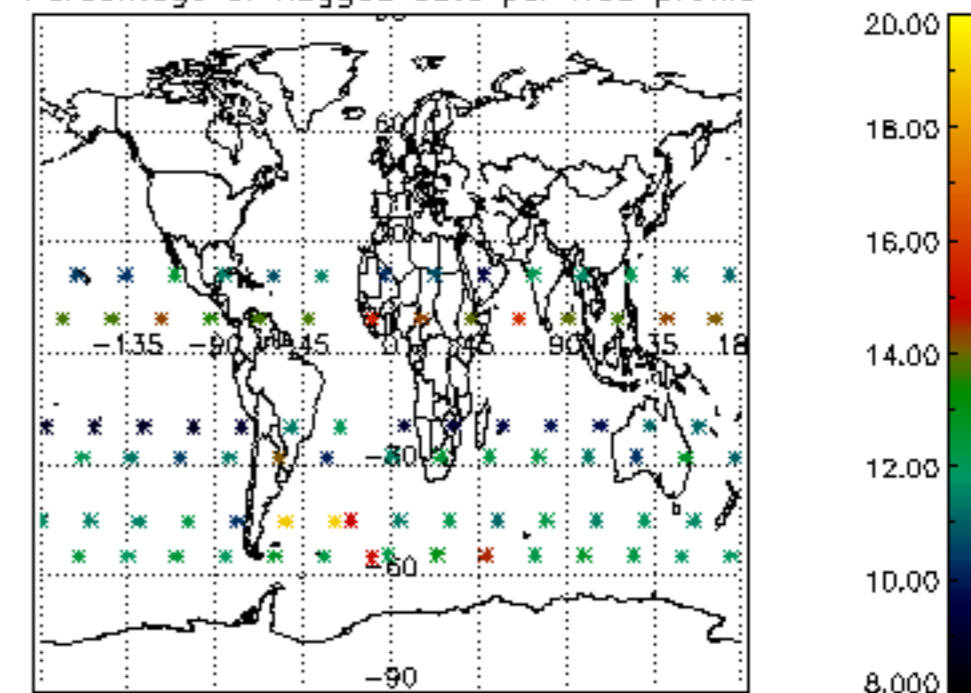
Percentage of flagged data per H2O profile

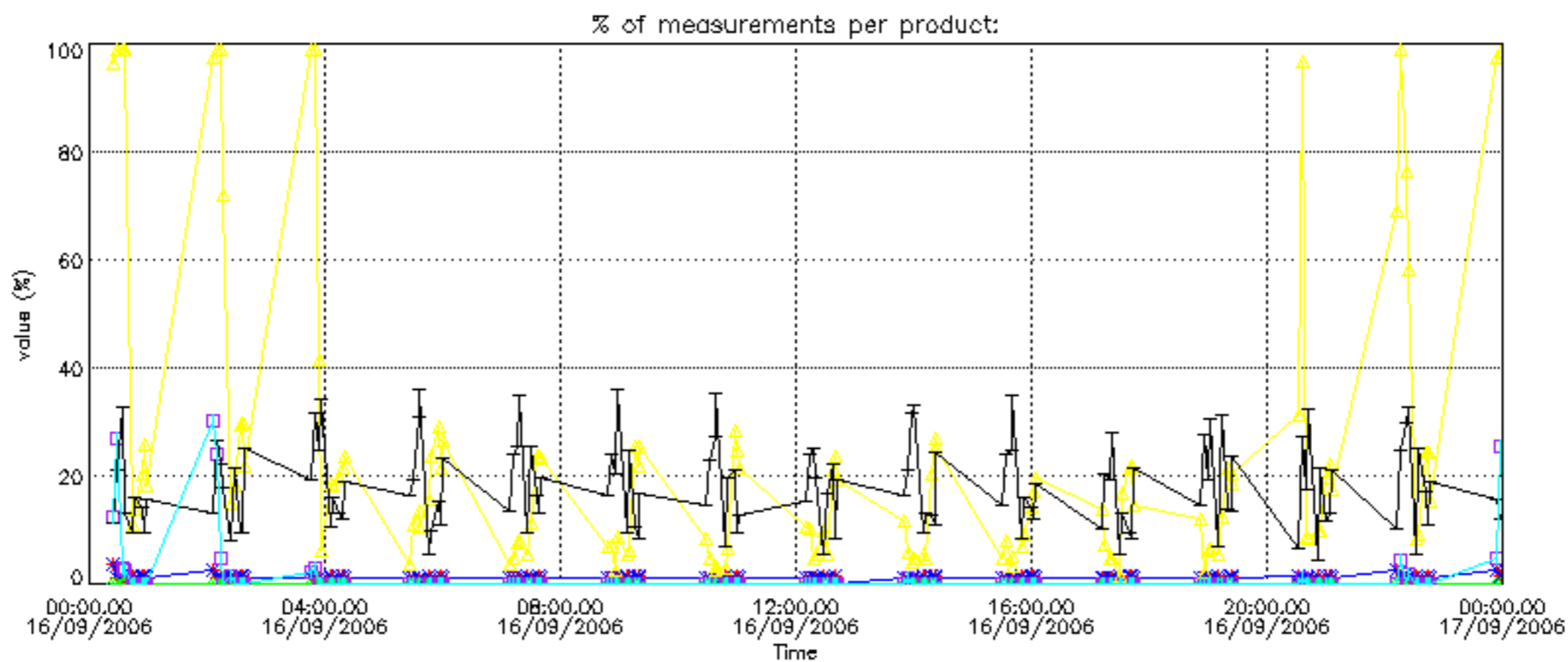


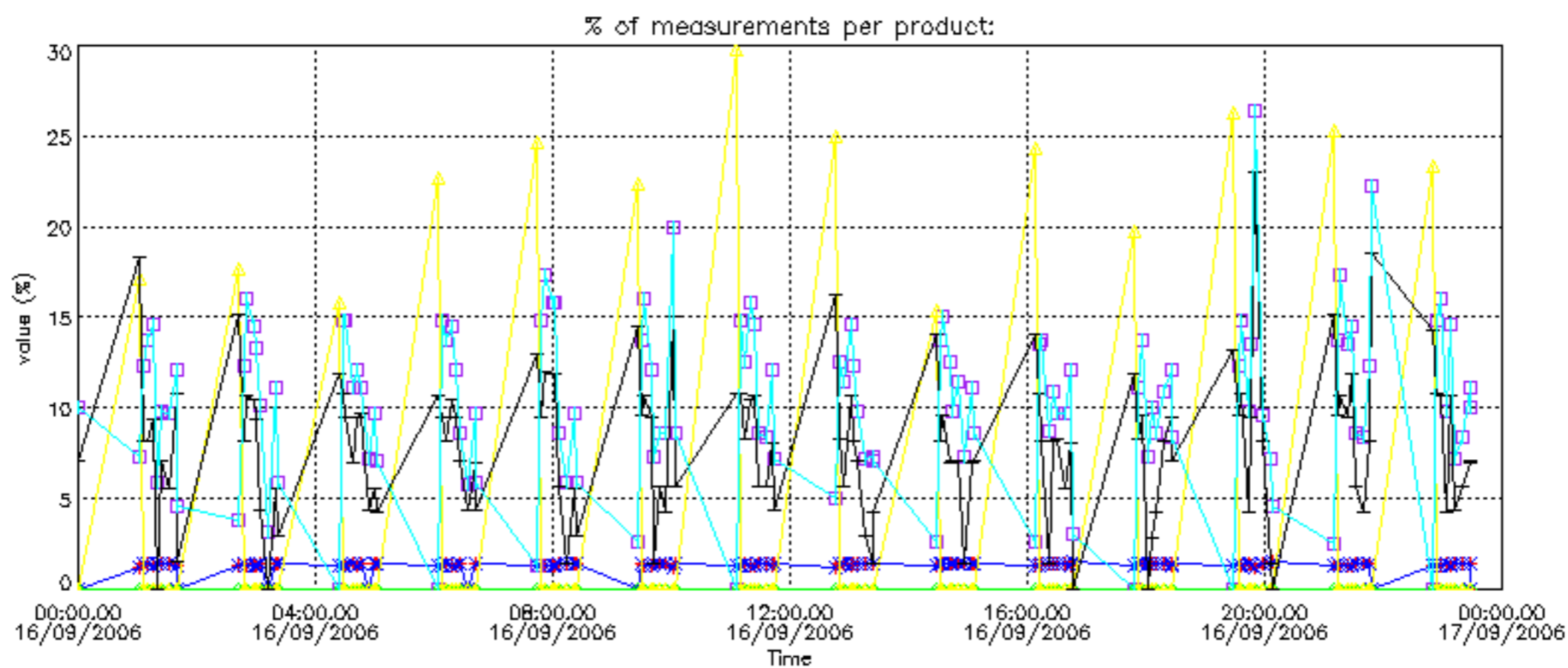
Percentage of flagged data per NO2 profile



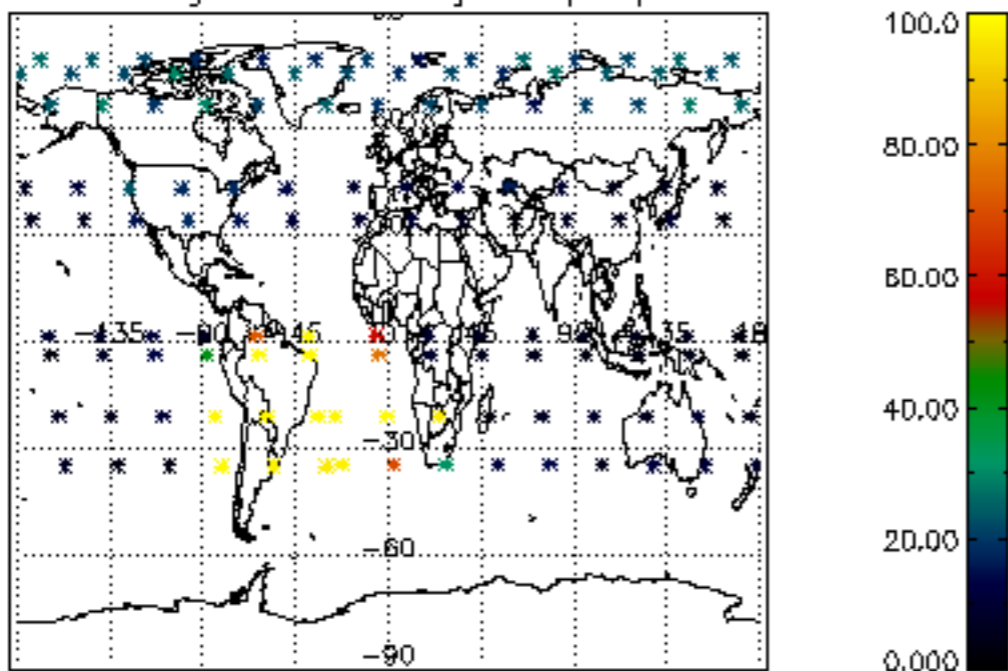
Percentage of flagged data per NO3 profile



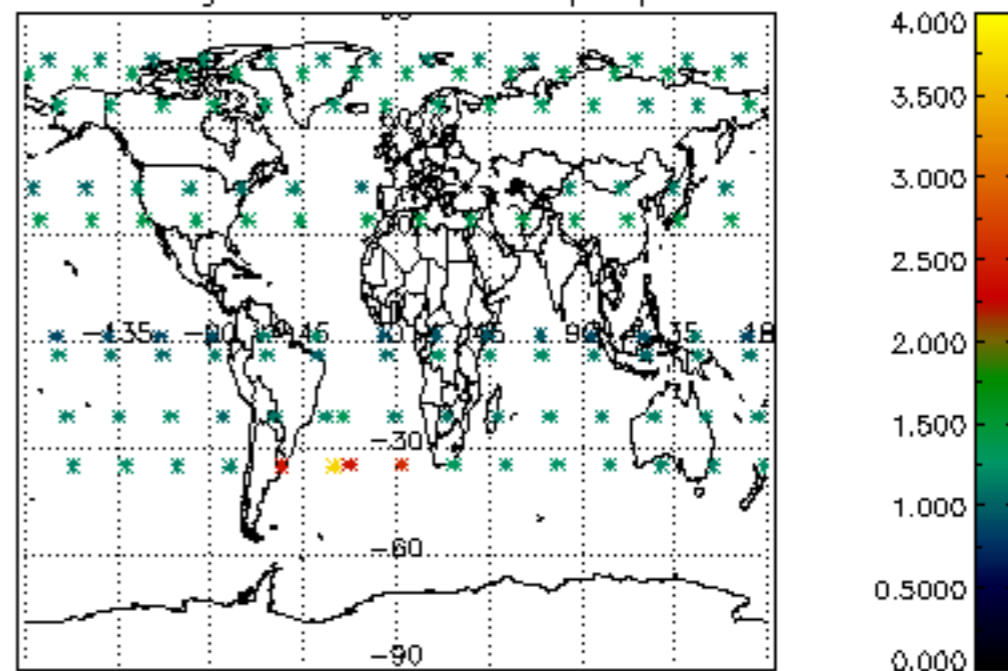




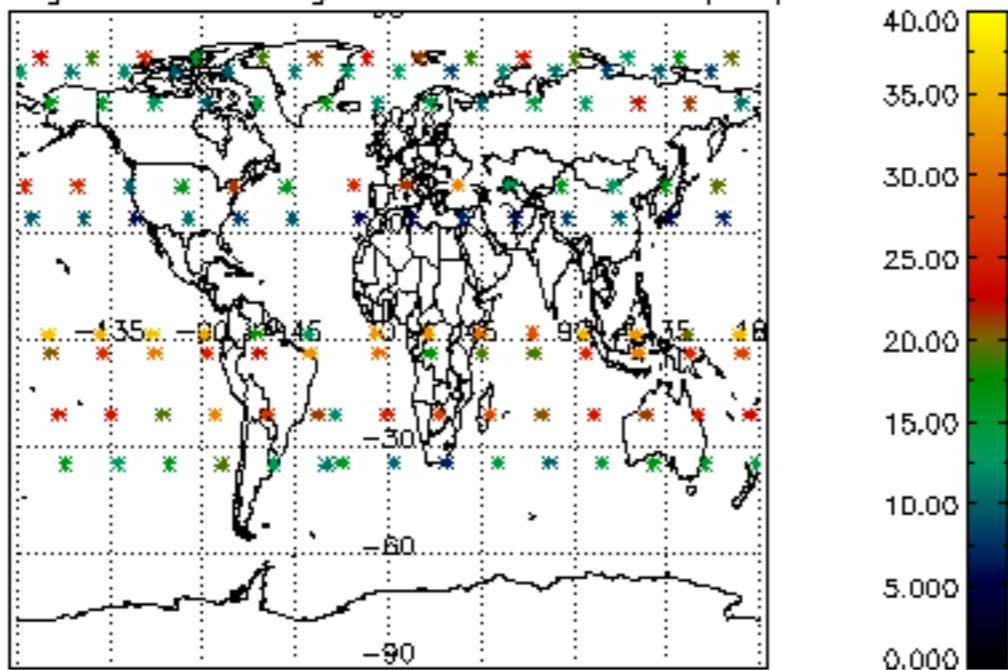
Percentage of cosmic ray hits per profile



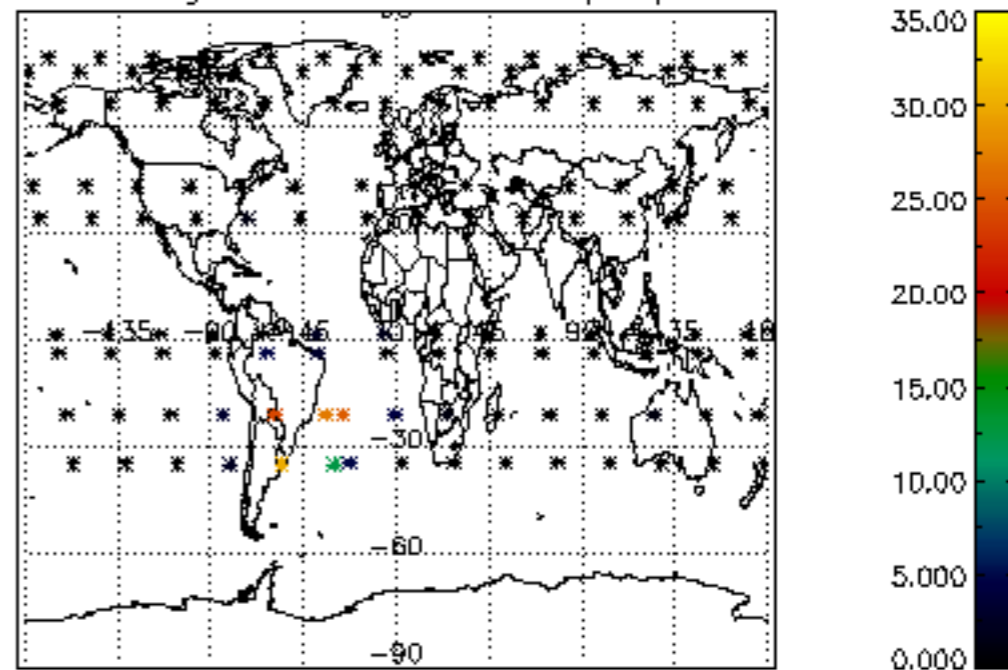
Percentage of datation errors per profile



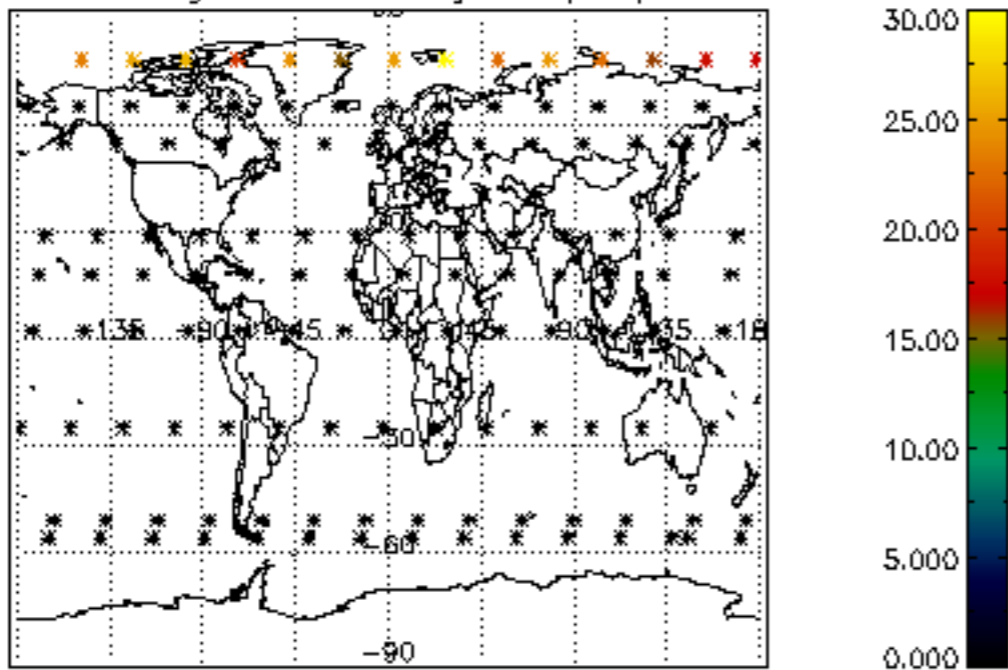
Percentage of star falling outside central band per profile



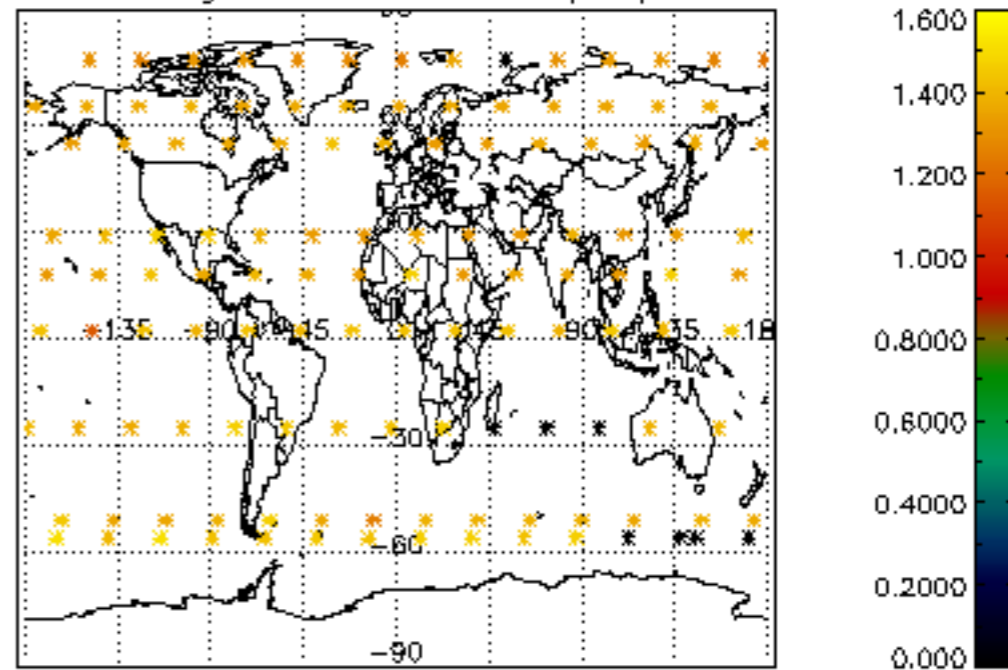
Percentage of saturation errors per profile



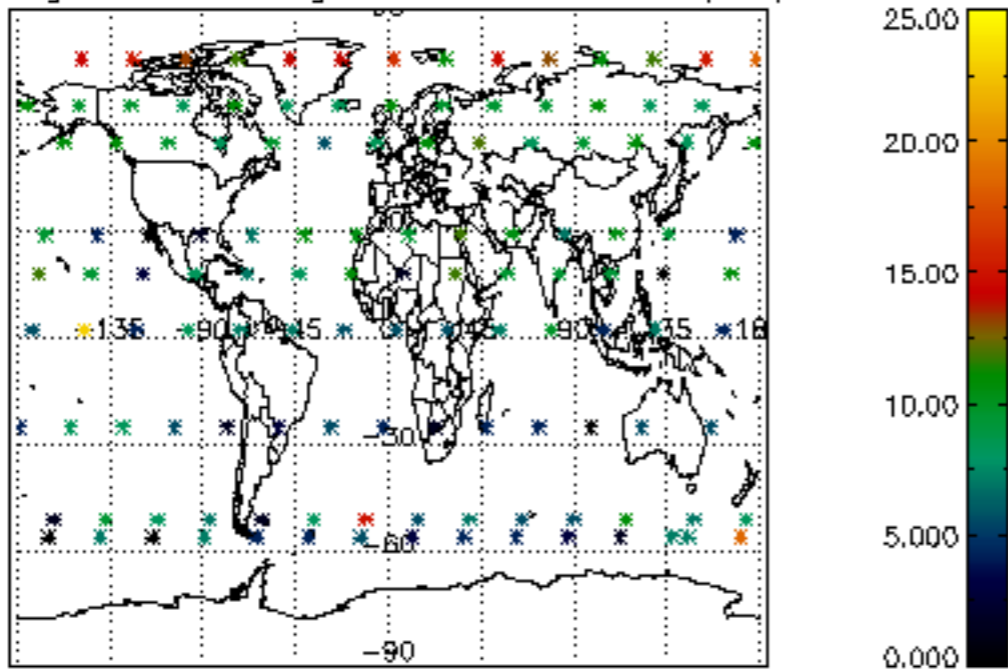
Percentage of cosmic ray hits per profile



Percentage of datation errors per profile



Percentage of star falling outside central band per profile



Percentage of saturation errors per profile

