

GOMOS Level 2 Daily Report

SUMMARY

[1. General Info](#)

[2. Summary of processed GOM_NL_2P products](#)

[3. Level 2 Quality information per product](#)

[3.1 Plot of level 2 quality information per product \(time dependant\)](#)

[3.2 Plot of level 2 quality information per product \(world map\)](#)

[4. Level 1 Quality information per product \(stored on level 2 products\)](#)

[4.1 Plot of level 1 quality information per product \(time dependant\)](#)

[4.1.1 Plot of level 1 quality information per product \(time dependant\): ASCENDING](#)

[4.1.2 Plot of level 1 quality information per product \(time dependant\): DESCENDING](#)

[4.2 Plot of level 1 quality information per product \(world map\)](#)

[4.2.1 Plot of level 1 quality information per product \(world map\): ASCENDING](#)

[4.2.2 Plot of level 1 quality information per product \(world map\): DESCENDING](#)

[5. Ozone profiles based on quality statistics and other trace gas profiles](#)

[5.1 Ozone statistics based on quality of products](#)

[5.2 Plot ozone profiles for all STD \(dark without errors\)](#)

[5.3 Plot ozone profiles where STD < 20% \(dark without errors\)](#)

[5.4. Plot ozone profiles where STD < 10% \(dark without errors\)](#)

[5.5. Plot ozone profiles where STD < 5% \(dark without errors\)](#)

[5.6 Plot NO2 profiles for all STD \(dark without errors\)](#)

[5.7 Plot NO3 profiles for all STD \(dark without errors\)](#)

[5.8 Plot H2O profiles \(only for occultations of stars 1,2,3,4,13,14,16,26,63 dark without errors\) for all STD](#)

[6. Auxiliary Data Files used for the production reported in section 2](#)

This report presents the daily analysis on parameters extracted from GOMOS level 2 data (GOM_NL__2P). It is intended to monitor some important parameters that will impact the quality of these products. A list of level 2 products (and content) that have arrived during the reporting day to the PCF is also given.

Item	Value
Time of report generation	24APR2013 03:59:10
Data source version	GOMOS/6.01
Start time of products	05-09-2006 (05SEP2006 00:00:00)
Stop time of products	06-09-2006 (06SEP2006 00:00:00)
Store outputs in DB	Yes
Nb of level 2 prods	321
Nb of prods with errors	0

2. Summary of processed GOM_NL__2P products.

Nr	Filename	UTC Start time	Limb	Duration	Star Id	Star Name	Star Mag	Star Temp	Nb Meas	Orbit	Prod. error
1	GOM_NL__2PRFIN20060905_000118_000000392051_00002_23603_1756.N1	05-SEP-2006 00:01:18	Straylight	39.000	172	Gam Gru	3.0030	13100.	78	23603	No
2	GOM_NL__2PRFIN20060905_000236_000000472051_00002_23603_1757.N1	05-SEP-2006 00:02:36	Straylight	47.000	18	24Alp PsA	1.1660	9700.0	94	23603	No
3	GOM_NL__2PRFIN20060905_000719_000000392051_00002_23603_1758.N1	05-SEP-2006 00:07:19	Bright	39.000	142	49Del Cap	2.8500	8900.0	78	23603	No
4	GOM_NL__2PRFIN20060905_001025_000000372051_00002_23603_1759.N1	05-SEP-2006 00:10:25	Bright	36.500	154	22Bet Aqr	2.8990	5700.0	73	23603	No
5	GOM_NL__2PRFIN20060905_001148_000000382051_00002_23603_1760.N1	05-SEP-2006 00:11:48	Bright	37.500	162	34Alp Aqr	2.9440	5350.0	75	23603	No
6	GOM_NL__2PRFIN20060905_001447_000000382051_00002_23603_1761.N1	05-SEP-2006 00:14:47	Bright	37.500	61	8Eps Peg	2.1000	3900.0	75	23603	No
7	GOM_NL__2PRFIN20060905_002145_000000342051_00002_23603_1762.N1	05-SEP-2006 00:21:45	Bright	33.500	92	53Eps Cyg	2.5000	4500.0	67	23603	No
8	GOM_NL__2PRFIN20060905_002341_000000332051_00002_23603_1763.N1	05-SEP-2006 00:23:41	Bright	33.000	66	37Gam Cyg	2.2080	5900.0	66	23603	No
9	GOM_NL__2PRFIN20060905_002454_000000342051_00002_23603_1764.N1	05-SEP-2006 00:24:54	Bright	34.000	19	50Alp Cyg	1.2460	10500.	68	23603	No
10	GOM_NL__2PRFIN20060905_002944_000000362051_00002_23603_1765.N1	05-SEP-2006 00:29:44	Bright	36.000	89	5Alp Cep	2.4510	8000.0	72	23603	No
11	GOM_NL__2PRFIN20060905_003726_000000362051_00002_23603_1766.N1	05-SEP-2006 00:37:26	Bright	35.500	49	1Alp UMi	1.9900	6300.0	71	23603	No
12	GOM_NL__2PRFIN20060905_005432_000000332051_00002_23603_1767.N1	05-SEP-2006 00:54:32	Bright	33.000	24	66Alp Gem	1.5800	10200.	66	23603	No
13	GOM_NL__2PRFIN20060905_005536_000000402051_00002_23603_1768.N1	05-SEP-2006 00:55:36	Bright	40.000	17	78Bet Gem	1.1610	4500.0	80	23603	No
14	GOM_NL__2PRFIN20060905_010226_000000532051_00002_23603_1769.N1	05-SEP-2006 01:02:26	Twilight	53.000	8	10Alp CMi	0.40000	6500.0	106	23603	No
15	GOM_NL__2PRFIN20060905_011000_000000392051_00002_23603_1770.N1	05-SEP-2006 01:10:00	Dark	39.000	132	15Rho Pup	2.8030	6900.0	78	23603	No
16	GOM_NL__2PRFIN20060905_011302_000000422051_00002_23603_1771.N1	05-SEP-2006 01:13:02	Dark	42.000	23	21Eps CMa	1.5020	26000.	84	23603	No
17	GOM_NL__2PRFIN20060905_011430_000000402051_00002_23603_1772.N1	05-SEP-2006 01:14:30	Dark	40.000	117	Pi Pup	2.7060	3800.0	80	23603	No
18	GOM_NL__2PRFIN20060905_011831_000000402051_00002_23603_1773.N1	05-SEP-2006 01:18:31	Dark	40.000	161	Tau Pup	2.9310	4500.0	80	23603	No
19	GOM_NL__2PRFIN20060905_011943_000000482051_00002_23603_1774.N1	05-SEP-2006 01:19:43	Dark	47.500	2	Alp Car	-0.73600	7000.0	95	23603	No
20	GOM_NL__2PRFIN20060905_013006_000000412051_00003_23604_1752.N1	05-SEP-2006 01:30:06	Dark	40.500	143	Alp Hyi	2.8570	7200.0	81	23604	No
21	GOM_NL__2PRFIN20060905_013125_000000442051_00003_23604_1753.N1	05-SEP-2006 01:31:25	Dark	44.000	9	Alp Eri	0.45300	24000.	88	23604	No
22	GOM_NL__2PRFIN20060905_013525_000000382051_00003_23604_1754.N1	05-SEP-2006 01:35:25	Straylight	37.500	148	Alp Tuc	2.8780	4100.0	75	23604	No
23	GOM_NL__2PRFIN20060905_013906_000000422051_00003_23604_1755.N1	05-SEP-2006 01:39:06	Straylight	41.500	31	Alp Gru	1.7340	15200.	83	23604	No
24	GOM_NL__2PRFIN20060905_014154_000000372051_00003_23604_1756.N1	05-SEP-2006 01:41:54	Straylight	37.000	172	Gam Gru	3.0030	13100.	74	23604	No
25	GOM_NL__2PRFIN20060905_014312_000000462051_00003_23604_1757.N1	05-SEP-2006 01:43:12	Straylight	46.000	18	24Alp PsA	1.1660	9700.0	92	23604	No
26	GOM_NL__2PRFIN20060905_014755_000000412051_00003_23604_1758.N1	05-SEP-2006 01:47:55	Bright	40.500	142	49Del Cap	2.8500	8900.0	81	23604	No
27	GOM_NL__2PRFIN20060905_015101_000000382051_00003_23604_1759.N1	05-SEP-2006 01:51:01	Bright	37.500	154	22Bet Aqr	2.8990	5700.0	75	23604	No
28	GOM_NL__2PRFIN20060905_015224_000000382051_00003_23604_1760.N1	05-SEP-2006 01:52:24	Bright	37.500	162	34Alp Aqr	2.9440	5350.0	75	23604	No
29	GOM_NL__2PRFIN20060905_015523_000000382051_00003_23604_1761.N1	05-SEP-2006 01:55:23	Bright	37.500	61	8Eps Peg	2.1000	3900.0	75	23604	No
30	GOM_NL__2PRFIN20060905_020221_000000372051_00003_23604_1762.N1	05-SEP-2006 02:02:21	Bright	37.000	92	53Eps Cyg	2.5000	4500.0	74	23604	No
31	GOM_NL__2PRFIN20060905_020417_000000372051_00003_23604_1763.N1	05-SEP-2006 02:04:17	Bright	36.500	66	37Gam Cyg	2.2080	5900.0	73	23604	No
32	GOM_NL__2PRFIN20060905_020530_000000382051_00003_23604_1764.N1	05-SEP-2006 02:05:30	Bright	37.500	19	50Alp Cyg	1.2460	10500.	75	23604	No
33	GOM_NL__2PRFIN20060905_021020_000000332051_00003_23604_1765.N1	05-SEP-2006 02:10:20	Bright	33.000	89	5Alp Cep	2.4510	8000.0	66	23604	No
34	GOM_NL__2PRFIN20060905_021802_000000352051_00003_23604_1766.N1	05-SEP-2006 02:18:02	Bright	35.000	49	1Alp UMi	1.9900	6300.0	70	23604	No
35	GOM_NL__2PRFIN20060905_023613_000000392051_00003_23604_1767.N1	05-SEP-2006 02:36:13	Bright	39.000	17	78Bet Gem	1.1610	4500.0	78	23604	No
36	GOM_NL__2PRFIN20060905_024302_000000522051_00003_23604_1768.N1	05-SEP-2006 02:43:02	Twilight	51.500	8	10Alp CMi	0.40000	6500.0	103	23604	No
37	GOM_NL__2PRFIN20060905_025036_000000392051_00003_23604_1769.N1	05-SEP-2006 02:50:36	Dark	39.000	132	15Rho Pup	2.8030	6900.0	78	23604	No
38	GOM_NL__2PRFIN20060905_025338_000000452051_00003_23604_1770.N1	05-SEP-2006 02:53:38	Dark	45.000	23	21Eps CMa	1.5020	26000.	90	23604	No
39	GOM_NL__2PRFIN20060905_025506_000000432051_00003_23604_1771.N1	05-SEP-2006 02:55:06	Dark	42.500	117	Pi Pup	2.7060	3800.0	85	23604	No
40	GOM_NL__2PRFIN20060905_025907_000000392051_00003_23604_1772.N1	05-SEP-2006 02:59:07	Dark	38.500	161	Tau Pup	2.9310	4500.0	77	23604	No
41	GOM_NL__2PRFIN20060905_030019_000000442051_00003_23604_1773.N1	05-SEP-2006 03:00:19	Dark	43.500	2	Alp Car	-0.73600	7000.0	87	23604	No
42	GOM_NL__2PRFIN20060905_031042_000000402051_00004_23605_1752.N1	05-SEP-2006 03:10:42	Dark	39.500	143	Alp Hyi	2.8570	7200.0	79	23605	No

43	GOM_NL__2PRFIN20060905_031202_000000462051_00004_23605_1753.N1	05-SEP-2006 03:12:02	Dark	46.000	9	Alp Eri	0.45300	24000.	92	23605	No
44	GOM_NL__2PRFIN20060905_031601_000000412051_00004_23605_1754.N1	05-SEP-2006 03:16:01	Straylight	41.000	148	Alp Tuc	2.8780	4100.0	82	23605	No
45	GOM_NL__2PRFIN20060905_031942_000000402051_00004_23605_1755.N1	05-SEP-2006 03:19:42	Straylight	39.500	31	Alp Gru	1.7340	15200.	79	23605	No
46	GOM_NL__2PRFIN20060905_032231_000000372051_00004_23605_1756.N1	05-SEP-2006 03:22:31	Straylight	37.000	172	Gam Gru	3.0030	13100.	74	23605	No
47	GOM_NL__2PRFIN20060905_032349_000000482051_00004_23605_1757.N1	05-SEP-2006 03:23:49	Straylight	47.500	18	24Alp PsA	1.1660	9700.0	95	23605	No
48	GOM_NL__2PRFIN20060905_032831_000000402051_00004_23605_1758.N1	05-SEP-2006 03:28:31	Bright	39.500	142	49Del Cap	2.8500	8900.0	79	23605	No
49	GOM_NL__2PRFIN20060905_033137_000000382051_00004_23605_1759.N1	05-SEP-2006 03:31:37	Bright	38.000	154	22Bet Aqr	2.8990	5700.0	76	23605	No
50	GOM_NL__2PRFIN20060905_033300_000000392051_00004_23605_1760.N1	05-SEP-2006 03:33:00	Bright	39.000	162	34Alp Aqr	2.9440	5350.0	78	23605	No
51	GOM_NL__2PRFIN20060905_033559_000000382051_00004_23605_1761.N1	05-SEP-2006 03:35:59	Bright	37.500	61	8Eps Peg	2.1000	3900.0	75	23605	No
52	GOM_NL__2PRFIN20060905_034257_000000362051_00004_23605_1762.N1	05-SEP-2006 03:42:57	Bright	35.500	92	53Eps Cyg	2.5000	4500.0	71	23605	No
53	GOM_NL__2PRFIN20060905_034454_000000362051_00004_23605_1763.N1	05-SEP-2006 03:44:54	Bright	36.000	66	37Gam Cyg	2.2080	5900.0	72	23605	No
54	GOM_NL__2PRFIN20060905_034606_000000382051_00004_23605_1764.N1	05-SEP-2006 03:46:06	Bright	37.500	19	50Alp Cyg	1.2460	10500.	75	23605	No
55	GOM_NL__2PRFIN20060905_035056_000000362051_00004_23605_1765.N1	05-SEP-2006 03:50:56	Bright	36.000	89	5Alp Cep	2.4510	8000.0	72	23605	No
56	GOM_NL__2PRFIN20060905_035838_000000322051_00004_23605_1766.N1	05-SEP-2006 03:58:38	Bright	32.000	49	1Alp UMi	1.9900	6300.0	64	23605	No
57	GOM_NL__2PRFIN20060905_041649_000000402051_00004_23605_1767.N1	05-SEP-2006 04:16:49	Bright	40.000	17	78Bet Gem	1.1610	4500.0	80	23605	No
58	GOM_NL__2PRFIN20060905_042338_000000412051_00004_23605_1768.N1	05-SEP-2006 04:23:38	Twilight	41.000	8	10Alp CMi	0.40000	6500.0	82	23605	No
59	GOM_NL__2PRFIN20060905_043112_000000402051_00004_23605_1769.N1	05-SEP-2006 04:31:12	Dark	40.000	132	15Rho Pup	2.8030	6900.0	80	23605	No
60	GOM_NL__2PRFIN20060905_043247_000000412051_00004_23605_1770.N1	05-SEP-2006 04:32:47	Dark	40.500	179	24Omi2CMa	3.0320	24000.	81	23605	No
61	GOM_NL__2PRFIN20060905_043415_000000422051_00004_23605_1771.N1	05-SEP-2006 04:34:15	Dark	41.500	23	21Eps CMa	1.5020	26000.	83	23605	No
62	GOM_NL__2PRFIN20060905_043543_000000442051_00004_23605_1772.N1	05-SEP-2006 04:35:43	Dark	44.000	117	Pi Pup	2.7060	3800.0	88	23605	No
63	GOM_NL__2PRFIN20060905_043944_000000392051_00004_23605_1773.N1	05-SEP-2006 04:39:44	Dark	39.000	161	Tau Pup	2.9310	4500.0	78	23605	No
64	GOM_NL__2PRFIN20060905_044055_000000462051_00004_23605_1774.N1	05-SEP-2006 04:40:55	Dark	46.000	2	Alp Car	-0.73600	7000.0	92	23605	No
65	GOM_NL__2PRFIN20060905_045118_000000412051_00005_23606_1752.N1	05-SEP-2006 04:51:18	Dark	41.000	143	Alp Hyi	2.8570	7200.0	82	23606	No
66	GOM_NL__2PRFIN20060905_045238_000000452051_00005_23606_1753.N1	05-SEP-2006 04:52:38	Dark	44.500	9	Alp Eri	0.45300	24000.	89	23606	No
67	GOM_NL__2PRFIN20060905_045637_000000382051_00005_23606_1754.N1	05-SEP-2006 04:56:37	Straylight	38.000	148	Alp Tuc	2.8780	4100.0	76	23606	No
68	GOM_NL__2PRFIN20060905_050018_000000402051_00005_23606_1755.N1	05-SEP-2006 05:00:18	Straylight	39.500	31	Alp Gru	1.7340	15200.	79	23606	No
69	GOM_NL__2PRFIN20060905_050307_000000382051_00005_23606_1756.N1	05-SEP-2006 05:03:07	Straylight	38.000	172	Gam Gru	3.0030	13100.	76	23606	No
70	GOM_NL__2PRFIN20060905_050425_000000462051_00005_23606_1757.N1	05-SEP-2006 05:04:25	Straylight	45.500	18	24Alp PsA	1.1660	9700.0	91	23606	No
71	GOM_NL__2PRFIN20060905_050907_000000412051_00005_23606_1758.N1	05-SEP-2006 05:09:07	Bright	40.500	142	49Del Cap	2.8500	8900.0	81	23606	No
72	GOM_NL__2PRFIN20060905_051214_000000372051_00005_23606_1759.N1	05-SEP-2006 05:12:14	Bright	36.500	154	22Bet Aqr	2.8990	5700.0	73	23606	No
73	GOM_NL__2PRFIN20060905_051335_000000392051_00005_23606_1760.N1	05-SEP-2006 05:13:35	Bright	39.000	162	34Alp Aqr	2.9440	5350.0	78	23606	No
74	GOM_NL__2PRFIN20060905_051635_000000392051_00005_23606_1761.N1	05-SEP-2006 05:16:35	Bright	38.500	61	8Eps Peg	2.1000	3900.0	77	23606	No
75	GOM_NL__2PRFIN20060905_052333_000000352051_00005_23606_1762.N1	05-SEP-2006 05:23:33	Bright	35.000	92	53Eps Cyg	2.5000	4500.0	70	23606	No
76	GOM_NL__2PRFIN20060905_052530_000000382051_00005_23606_1763.N1	05-SEP-2006 05:25:30	Bright	38.000	66	37Gam Cyg	2.2080	5900.0	76	23606	No
77	GOM_NL__2PRFIN20060905_052642_000000372051_00005_23606_1764.N1	05-SEP-2006 05:26:42	Bright	37.000	19	50Alp Cyg	1.2460	10500.	74	23606	No
78	GOM_NL__2PRFIN20060905_053132_000000372051_00005_23606_1765.N1	05-SEP-2006 05:31:32	Bright	37.000	89	5Alp Cep	2.4510	8000.0	74	23606	No
79	GOM_NL__2PRFIN20060905_053914_000000342051_00005_23606_1766.N1	05-SEP-2006 05:39:14	Bright	33.500	49	1Alp UMi	1.9900	6300.0	67	23606	No
80	GOM_NL__2PRFIN20060905_055725_000000552051_00005_23606_1767.N1	05-SEP-2006 05:57:25	Bright	55.000	17	78Bet Gem	1.1610	4500.0	110	23606	No
81	GOM_NL__2PRFIN20060905_060415_000000472051_00005_23606_1768.N1	05-SEP-2006 06:04:15	Twilight	46.500	8	10Alp CMi	0.40000	6500.0	93	23606	No
82	GOM_NL__2PRFIN20060905_061148_000000412051_00005_23606_1769.N1	05-SEP-2006 06:11:48	Dark	41.000	132	15Rho Pup	2.8030	6900.0	82	23606	No
83	GOM_NL__2PRFIN20060905_061323_000000432051_00005_23606_1770.N1	05-SEP-2006 06:13:23	Dark	43.000	179	24Omi2CMa	3.0320	24000.	86	23606	No
84	GOM_NL__2PRFIN20060905_061452_000000422051_00005_23606_1771.N1	05-SEP-2006 06:14:52	Dark	41.500	23	21Eps CMa	1.5020	26000.	83	23606	No
85	GOM_NL__2PRFIN20060905_061619_000000442051_00005_23606_1772.N1	05-SEP-2006 06:16:19	Dark	44.000	117	Pi Pup	2.7060	3800.0	88	23606	No
86	GOM_NL__2PRFIN20060905_062020_000000412051_00005_23606_1773.N1	05-SEP-2006 06:20:20	Dark	40.500	161	Tau Pup	2.9310	4500.0	81	23606	No
87	GOM_NL__2PRFIN20060905_062132_000000452051_00005_23606_1774.N1	05-SEP-2006 06:21:32	Dark	45.000	2	Alp Car	-0.73600	7000.0	90	23606	No
88	GOM_NL__2PRFIN20060905_063155_000000402051_00006_23607_1752.N1	05-SEP-2006 06:31:55	Dark	40.000	143	Alp Hyi	2.8570	7200.0	80	23607	No
89	GOM_NL__2PRFIN20060905_063315_000000472051_00006_23607_1753.N1	05-SEP-2006 06:33:15	Dark	46.500	9	Alp Eri	0.45300	24000.	93	23607	No
90	GOM_NL__2PRFIN20060905_063714_000000382051_00006_23607_1754.N1	05-SEP-2006 06:37:14	Straylight	38.000	148	Alp Tuc	2.8780	4100.0	76	23607	No
91	GOM_NL__2PRFIN20060905_064054_000000382051_00006_23607_1755.N1	05-SEP-2006 06:40:54	Straylight	37.500	31	Alp Gru	1.7340	15200.	75	23607	No
92	GOM_NL__2PRFIN20060905_064343_000000392051_00006_23607_1756.N1	05-SEP-2006 06:43:43	Straylight	38.500	172	Gam Gru	3.0030	13100.	77	23607	No
93	GOM_NL__2PRFIN20060905_064501_000000452051_00006_23607_1757.N1	05-SEP-2006 06:45:01	Straylight	44.500	18	24Alp PsA	1.1660	9700.0	89	23607	No
94	GOM_NL__2PRFIN20060905_064944_000000382051_00006_23607_1758.N1	05-SEP-2006 06:49:44	Bright	37.500	142	49Del Cap	2.8500	8900.0	75	23607	No
95	GOM_NL__2PRFIN20060905_065249_000000382051_00006_23607_1759.N1	05-SEP-2006 06:52:49	Bright	37.500	154	22Bet Aqr	2.8990	5700.0	75	23607	No
96	GOM_NL__2PRFIN20060905_065411_000000392051_00006_23607_1760.N1	05-SEP-2006 06:54:11	Bright	39.000	162	34Alp Aqr	2.9440	5350.0	78	23607	No
97	GOM_NL__2PRFIN20060905_065710_000000382051_00006_23607_1761.N1	05-SEP-2006 06:57:10	Bright	38.000	61	8Eps Peg	2.1000	3900.0	76	23607	No
98	GOM_NL__2PRFIN20060905_070409_000000382051_00006_23607_1762.N1	05-SEP-2006 07:04:09	Bright	37.500	92	53Eps Cyg	2.5000	4500.0	75	23607	No
99	GOM_NL__2PRFIN20060905_070606_000000382051_00006_23607_1763.N1	05-SEP-2006 07:06:06	Bright	37.500	66	37Gam Cyg	2.2080	5900.0	75	23607	No
100	GOM_NL__2PRFIN20060905_070718_000000372051_00006_23607_1764.N1	05-SEP-2006 07:07:18	Bright	37.000	19	50Alp Cyg	1.2460	10500.	74	23607	No
101	GOM_NL__2PRFIN20060905_071208_000000352051_00006_23607_1765.N1	05-SEP-2006 07:12:08	Bright	34.500	89	5Alp Cep	2.4510	8000.0	69	23607	No

102	GOM_NL__2PRFIN20060905_071950_000000362051_00006_23607_1766.N1	05-SEP-2006 07:19:50	Bright	35.500	49	1Alp UMi	1.9900	6300.0	71	23607	No
103	GOM_NL__2PRFIN20060905_073801_000000392051_00006_23607_1767.N1	05-SEP-2006 07:38:01	Bright	38.500	17	78Bet Gem	1.1610	4500.0	77	23607	No
104	GOM_NL__2PRFIN20060905_074451_000000402051_00006_23607_1768.N1	05-SEP-2006 07:44:51	Twilight	40.000	8	10Alp CMi	0.40000	6500.0	80	23607	No
105	GOM_NL__2PRFIN20060905_075224_000000422051_00006_23607_1769.N1	05-SEP-2006 07:52:24	Dark	41.500	132	15Rho Pup	2.8030	6900.0	83	23607	No
106	GOM_NL__2PRFIN20060905_075400_000000442051_00006_23607_1770.N1	05-SEP-2006 07:54:00	Dark	43.500	179	24Omi2CMa	3.0320	24000.	87	23607	No
107	GOM_NL__2PRFIN20060905_075528_000000452051_00006_23607_1771.N1	05-SEP-2006 07:55:28	Dark	45.000	23	21Eps CMa	1.5020	26000.	90	23607	No
108	GOM_NL__2PRFIN20060905_075656_000000432051_00006_23607_1772.N1	05-SEP-2006 07:56:56	Dark	43.000	117	Pi Pup	2.7060	3800.0	86	23607	No
109	GOM_NL__2PRFIN20060905_080057_000000402051_00006_23607_1773.N1	05-SEP-2006 08:00:57	Dark	40.000	161	Tau Pup	2.9310	4500.0	80	23607	No
110	GOM_NL__2PRFIN20060905_080208_000000462051_00006_23607_1774.N1	05-SEP-2006 08:02:08	Dark	45.500	2	Alp Car	-0.73600	7000.0	91	23607	No
111	GOM_NL__2PRFIN20060905_081232_000000402051_00007_23608_1772.N1	05-SEP-2006 08:12:32	Dark	40.000	143	Alp Hyi	2.8570	7200.0	80	23608	No
112	GOM_NL__2PRFIN20060905_081352_000000542051_00007_23608_1773.N1	05-SEP-2006 08:13:52	Dark	53.500	9	Alp Eri	0.45300	24000.	107	23608	No
113	GOM_NL__2PRFIN20060905_082131_000000412051_00007_23608_1774.N1	05-SEP-2006 08:21:31	Straylight	40.500	31	Alp Gru	1.7340	15200.	81	23608	No
114	GOM_NL__2PRFIN20060905_082419_000000392051_00007_23608_1775.N1	05-SEP-2006 08:24:19	Straylight	38.500	172	Gam Gru	3.0030	13100.	77	23608	No
115	GOM_NL__2PRFIN20060905_082537_000000472051_00007_23608_1776.N1	05-SEP-2006 08:25:37	Straylight	47.000	18	24Alp PsA	1.1660	9700.0	94	23608	No
116	GOM_NL__2PRFIN20060905_083020_000000392051_00007_23608_1777.N1	05-SEP-2006 08:30:20	Bright	38.500	142	49Del Cap	2.8500	8900.0	77	23608	No
117	GOM_NL__2PRFIN20060905_083326_000000372051_00007_23608_1778.N1	05-SEP-2006 08:33:26	Bright	37.000	154	22Bet Aqr	2.8990	5700.0	74	23608	No
118	GOM_NL__2PRFIN20060905_083447_000000392051_00007_23608_1779.N1	05-SEP-2006 08:34:47	Bright	39.000	162	34Alp Aqr	2.9440	5350.0	78	23608	No
119	GOM_NL__2PRFIN20060905_083746_000000392051_00007_23608_1780.N1	05-SEP-2006 08:37:46	Bright	38.500	61	8Eps Peg	2.1000	3900.0	77	23608	No
120	GOM_NL__2PRFIN20060905_084445_000000352051_00007_23608_1781.N1	05-SEP-2006 08:44:45	Bright	34.500	92	53Eps Cyg	2.5000	4500.0	69	23608	No
121	GOM_NL__2PRFIN20060905_084642_000000362051_00007_23608_1782.N1	05-SEP-2006 08:46:42	Bright	36.000	66	37Gam Cyg	2.2080	5900.0	72	23608	No
122	GOM_NL__2PRFIN20060905_084755_000000382051_00007_23608_1783.N1	05-SEP-2006 08:47:55	Bright	38.000	19	50Alp Cyg	1.2460	10500.	76	23608	No
123	GOM_NL__2PRFIN20060905_085243_000000362051_00007_23608_1784.N1	05-SEP-2006 08:52:43	Bright	35.500	89	5Alp Cep	2.4510	8000.0	71	23608	No
124	GOM_NL__2PRFIN20060905_090026_000000342051_00007_23608_1785.N1	05-SEP-2006 09:00:26	Bright	33.500	49	1Alp UMi	1.9900	6300.0	67	23608	No
125	GOM_NL__2PRFIN20060905_091837_000000402051_00007_23608_1786.N1	05-SEP-2006 09:18:37	Bright	40.000	17	78Bet Gem	1.1610	4500.0	80	23608	No
126	GOM_NL__2PRFIN20060905_092527_000000492051_00007_23608_1787.N1	05-SEP-2006 09:25:27	Twilight	49.000	8	10Alp CMi	0.40000	6500.0	98	23608	No
127	GOM_NL__2PRFIN20060905_093301_000000412051_00007_23608_1788.N1	05-SEP-2006 09:33:01	Dark	41.000	132	15Rho Pup	2.8030	6900.0	82	23608	No
128	GOM_NL__2PRFIN20060905_093436_000000422051_00007_23608_1789.N1	05-SEP-2006 09:34:36	Dark	42.000	179	24Omi2CMa	3.0320	24000.	84	23608	No
129	GOM_NL__2PRFIN20060905_093605_000000452051_00007_23608_1790.N1	05-SEP-2006 09:36:05	Dark	44.500	23	21Eps CMa	1.5020	26000.	89	23608	No
130	GOM_NL__2PRFIN20060905_093732_000000442051_00007_23608_1791.N1	05-SEP-2006 09:37:32	Dark	43.500	117	Pi Pup	2.7060	3800.0	87	23608	No
131	GOM_NL__2PRFIN20060905_094133_000000422051_00007_23608_1792.N1	05-SEP-2006 09:41:33	Dark	41.500	161	Tau Pup	2.9310	4500.0	83	23608	No
132	GOM_NL__2PRFIN20060905_094245_000000502051_00007_23608_1793.N1	05-SEP-2006 09:42:45	Dark	50.000	2	Alp Car	-0.73600	7000.0	100	23608	No
133	GOM_NL__2PRFIN20060905_095308_000000392051_00008_23609_1772.N1	05-SEP-2006 09:53:08	Dark	38.500	143	Alp Hyi	2.8570	7200.0	77	23609	No
134	GOM_NL__2PRFIN20060905_095428_000000452051_00008_23609_1773.N1	05-SEP-2006 09:54:28	Dark	45.000	9	Alp Eri	0.45300	24000.	90	23609	No
135	GOM_NL__2PRFIN20060905_100207_000000412051_00008_23609_1774.N1	05-SEP-2006 10:02:07	Straylight	40.500	31	Alp Gru	1.7340	15200.	81	23609	No
136	GOM_NL__2PRFIN20060905_100455_000000382051_00008_23609_1775.N1	05-SEP-2006 10:04:55	Straylight	38.000	172	Gam Gru	3.0030	13100.	76	23609	No
137	GOM_NL__2PRFIN20060905_100613_000000462051_00008_23609_1776.N1	05-SEP-2006 10:06:13	Straylight	45.500	18	24Alp PsA	1.1660	9700.0	91	23609	No
138	GOM_NL__2PRFIN20060905_101056_000000392051_00008_23609_1777.N1	05-SEP-2006 10:10:56	Bright	38.500	142	49Del Cap	2.8500	8900.0	77	23609	No
139	GOM_NL__2PRFIN20060905_101402_000000372051_00008_23609_1778.N1	05-SEP-2006 10:14:02	Bright	36.500	154	22Bet Aqr	2.8990	5700.0	73	23609	No
140	GOM_NL__2PRFIN20060905_101523_000000392051_00008_23609_1779.N1	05-SEP-2006 10:15:23	Bright	39.000	162	34Alp Aqr	2.9440	5350.0	78	23609	No
141	GOM_NL__2PRFIN20060905_101822_000000392051_00008_23609_1780.N1	05-SEP-2006 10:18:22	Bright	39.000	61	8Eps Peg	2.1000	3900.0	78	23609	No
142	GOM_NL__2PRFIN20060905_102521_000000352051_00008_23609_1781.N1	05-SEP-2006 10:25:21	Bright	35.000	92	53Eps Cyg	2.5000	4500.0	70	23609	No
143	GOM_NL__2PRFIN20060905_102718_000000362051_00008_23609_1782.N1	05-SEP-2006 10:27:18	Bright	36.000	66	37Gam Cyg	2.2080	5900.0	72	23609	No
144	GOM_NL__2PRFIN20060905_102830_000000372051_00008_23609_1783.N1	05-SEP-2006 10:28:30	Bright	37.000	19	50Alp Cyg	1.2460	10500.	74	23609	No
145	GOM_NL__2PRFIN20060905_103319_000000362051_00008_23609_1784.N1	05-SEP-2006 10:33:19	Bright	36.000	89	5Alp Cep	2.4510	8000.0	72	23609	No
146	GOM_NL__2PRFIN20060905_104101_000000362051_00008_23609_1785.N1	05-SEP-2006 10:41:01	Bright	36.000	49	1Alp UMi	1.9900	6300.0	72	23609	No
147	GOM_NL__2PRFIN20060905_105913_000000402051_00008_23609_1786.N1	05-SEP-2006 10:59:13	Bright	39.500	17	78Bet Gem	1.1610	4500.0	79	23609	No
148	GOM_NL__2PRFIN20060905_110603_000000562051_00008_23609_1787.N1	05-SEP-2006 11:06:03	Twilight	56.000	8	10Alp CMi	0.40000	6500.0	112	23609	No
149	GOM_NL__2PRFIN20060905_111337_000000402051_00008_23609_1788.N1	05-SEP-2006 11:13:37	Dark	40.000	132	15Rho Pup	2.8030	6900.0	80	23609	No
150	GOM_NL__2PRFIN20060905_111513_000000402051_00008_23609_1789.N1	05-SEP-2006 11:15:13	Dark	40.000	179	24Omi2CMa	3.0320	24000.	80	23609	No
151	GOM_NL__2PRFIN20060905_111641_000000442051_00008_23609_1790.N1	05-SEP-2006 11:16:41	Dark	43.500	23	21Eps CMa	1.5020	26000.	87	23609	No
152	GOM_NL__2PRFIN20060905_111808_000000442051_00008_23609_1791.N1	05-SEP-2006 11:18:08	Dark	43.500	117	Pi Pup	2.7060	3800.0	87	23609	No
153	GOM_NL__2PRFIN20060905_112209_000000392051_00008_23609_1792.N1	05-SEP-2006 11:22:09	Dark	39.000	161	Tau Pup	2.9310	4500.0	78	23609	No
154	GOM_NL__2PRFIN20060905_112321_000000512051_00008_23609_1793.N1	05-SEP-2006 11:23:21	Dark	51.000	2	Alp Car	-0.73600	7000.0	102	23609	No
155	GOM_NL__2PRFIN20060905_113345_000000402051_00009_23610_1772.N1	05-SEP-2006 11:33:45	Dark	39.500	143	Alp Hyi	2.8570	7200.0	79	23610	No
156	GOM_NL__2PRFIN20060905_113504_000000452051_00009_23610_1773.N1	05-SEP-2006 11:35:04	Dark	45.000	9	Alp Eri	0.45300	24000.	90	23610	No
157	GOM_NL__2PRFIN20060905_114243_000000392051_00009_23610_1774.N1	05-SEP-2006 11:42:43	Straylight	39.000	31	Alp Gru	1.7340	15200.	78	23610	No
158	GOM_NL__2PRFIN20060905_114531_000000372051_00009_23610_1775.N1	05-SEP-2006 11:45:31	Straylight	37.000	172	Gam Gru	3.0030	13100.	74	23610	No
159	GOM_NL__2PRFIN20060905_114649_000000452051_00009_23610_1776.N1	05-SEP-2006 11:46:49	Straylight	44.500	18	24Alp PsA	1.1660	9700.0	89	23610	No
160	GOM_NL__2PRFIN20060905_115132_000000422051_00009_23610_1777.N1	05-SEP-2006 11:51:32	Bright	41.500	142	49Del Cap	2.8500	8900.0	83	23610	No

161	GOM_NL__2PRFIN20060905_115438_000000362051_00009_23610_1778.N1	05-SEP-2006 11:54:38	Bright	36.000	154	22Bet Aqr	2.8990	5700.0	72	23610	No
162	GOM_NL__2PRFIN20060905_115559_000000392051_00009_23610_1779.N1	05-SEP-2006 11:55:59	Bright	39.000	162	34Alp Aqr	2.9440	5350.0	78	23610	No
163	GOM_NL__2PRFIN20060905_115858_000000382051_00009_23610_1780.N1	05-SEP-2006 11:58:58	Bright	37.500	61	8Eps Peg	2.1000	3900.0	75	23610	No
164	GOM_NL__2PRFIN20060905_120557_000000372051_00009_23610_1781.N1	05-SEP-2006 12:05:57	Bright	36.500	92	53Eps Cyg	2.5000	4500.0	73	23610	No
165	GOM_NL__2PRFIN20060905_120754_000000342051_00009_23610_1782.N1	05-SEP-2006 12:07:54	Bright	34.000	66	37Gam Cyg	2.2080	5900.0	68	23610	No
166	GOM_NL__2PRFIN20060905_120906_000000342051_00009_23610_1783.N1	05-SEP-2006 12:09:06	Bright	33.500	19	50Alp Cyg	1.2460	10500.	67	23610	No
167	GOM_NL__2PRFIN20060905_121355_000000362051_00009_23610_1784.N1	05-SEP-2006 12:13:55	Bright	35.500	89	5Alp Cep	2.4510	8000.0	71	23610	No
168	GOM_NL__2PRFIN20060905_122137_000000362051_00009_23610_1785.N1	05-SEP-2006 12:21:37	Bright	35.500	49	1Alp UMi	1.9900	6300.0	71	23610	No
169	GOM_NL__2PRFIN20060905_123949_000000402051_00009_23610_1786.N1	05-SEP-2006 12:39:49	Bright	39.500	17	78Bet Gem	1.1610	4500.0	79	23610	No
170	GOM_NL__2PRFIN20060905_124640_000000492051_00009_23610_1787.N1	05-SEP-2006 12:46:40	Twilight	49.000	8	10Alp CMi	0.40000	6500.0	98	23610	No
171	GOM_NL__2PRFIN20060905_125413_000000402051_00009_23610_1788.N1	05-SEP-2006 12:54:13	Dark	39.500	132	15Rho Pup	2.8030	6900.0	79	23610	No
172	GOM_NL__2PRFIN20060905_125549_000000412051_00009_23610_1789.N1	05-SEP-2006 12:55:49	Dark	40.500	179	24Omi2CMa	3.0320	24000.	81	23610	No
173	GOM_NL__2PRFIN20060905_125718_000000462051_00009_23610_1790.N1	05-SEP-2006 12:57:18	Dark	45.500	23	21Eps CMa	1.5020	26000.	91	23610	No
174	GOM_NL__2PRFIN20060905_125845_000000452051_00009_23610_1791.N1	05-SEP-2006 12:58:45	Dark	44.500	117	Pi Pup	2.7060	3800.0	89	23610	No
175	GOM_NL__2PRFIN20060905_130245_000000402051_00009_23610_1792.N1	05-SEP-2006 13:02:45	Dark	40.000	161	Tau Pup	2.9310	4500.0	80	23610	No
176	GOM_NL__2PRFIN20060905_130357_000000542051_00009_23610_1793.N1	05-SEP-2006 13:03:57	Dark	54.000	2	Alp Car	-0.73600	7000.0	108	23610	No
177	GOM_NL__2PRFIN20060905_131421_000000402051_00010_23611_1772.N1	05-SEP-2006 13:14:21	Dark	40.000	143	Alp Hyi	2.8570	7200.0	80	23611	No
178	GOM_NL__2PRFIN20060905_131541_000000442051_00010_23611_1773.N1	05-SEP-2006 13:15:41	Dark	44.000	9	Alp Eri	0.45300	24000.	88	23611	No
179	GOM_NL__2PRFIN20060905_132319_000000422051_00010_23611_1774.N1	05-SEP-2006 13:23:19	Straylight	42.000	31	Alp Gru	1.7340	15200.	84	23611	No
180	GOM_NL__2PRFIN20060905_132607_000000402051_00010_23611_1775.N1	05-SEP-2006 13:26:07	Straylight	39.500	172	Gam Gru	3.0030	13100.	79	23611	No
181	GOM_NL__2PRFIN20060905_132726_000000412051_00010_23611_1776.N1	05-SEP-2006 13:27:26	Straylight	41.000	18	24Alp PsA	1.1660	9700.0	82	23611	No
182	GOM_NL__2PRFIN20060905_133208_000000382051_00010_23611_1777.N1	05-SEP-2006 13:32:08	Bright	38.000	142	49Del Cap	2.8500	8900.0	76	23611	No
183	GOM_NL__2PRFIN20060905_133514_000000382051_00010_23611_1778.N1	05-SEP-2006 13:35:14	Bright	37.500	154	22Bet Aqr	2.8990	5700.0	75	23611	No
184	GOM_NL__2PRFIN20060905_133635_000000392051_00010_23611_1779.N1	05-SEP-2006 13:36:35	Bright	38.500	162	34Alp Aqr	2.9440	5350.0	77	23611	No
185	GOM_NL__2PRFIN20060905_133934_000000372051_00010_23611_1780.N1	05-SEP-2006 13:39:34	Bright	36.500	61	8Eps Peg	2.1000	3900.0	73	23611	No
186	GOM_NL__2PRFIN20060905_134633_000000342051_00010_23611_1781.N1	05-SEP-2006 13:46:33	Bright	34.000	92	53Eps Cyg	2.5000	4500.0	68	23611	No
187	GOM_NL__2PRFIN20060905_134830_000000332051_00010_23611_1782.N1	05-SEP-2006 13:48:30	Bright	33.000	66	37Gam Cyg	2.2080	5900.0	66	23611	No
188	GOM_NL__2PRFIN20060905_134942_000000332051_00010_23611_1783.N1	05-SEP-2006 13:49:42	Bright	33.000	19	50Alp Cyg	1.2460	10500.	66	23611	No
189	GOM_NL__2PRFIN20060905_135431_000000532051_00010_23611_1784.N1	05-SEP-2006 13:54:31	Bright	53.000	89	5Alp Cep	2.4510	8000.0	106	23611	No
190	GOM_NL__2PRFIN20060905_140213_000000332051_00010_23611_1785.N1	05-SEP-2006 14:02:13	Bright	33.000	49	1Alp UMi	1.9900	6300.0	66	23611	No
191	GOM_NL__2PRFIN20060905_142025_000000402051_00010_23611_1786.N1	05-SEP-2006 14:20:25	Bright	39.500	17	78Bet Gem	1.1610	4500.0	79	23611	No
192	GOM_NL__2PRFIN20060905_142716_000000562051_00010_23611_1787.N1	05-SEP-2006 14:27:16	Twilight	56.000	8	10Alp CMi	0.40000	6500.0	112	23611	No
193	GOM_NL__2PRFIN20060905_143449_000000402051_00010_23611_1788.N1	05-SEP-2006 14:34:49	Dark	39.500	132	15Rho Pup	2.8030	6900.0	79	23611	No
194	GOM_NL__2PRFIN20060905_143625_000000432051_00010_23611_1789.N1	05-SEP-2006 14:36:25	Dark	42.500	179	24Omi2CMa	3.0320	24000.	85	23611	No
195	GOM_NL__2PRFIN20060905_143754_000000442051_00010_23611_1790.N1	05-SEP-2006 14:37:54	Dark	44.000	23	21Eps CMa	1.5020	26000.	88	23611	No
196	GOM_NL__2PRFIN20060905_143921_000000422051_00010_23611_1791.N1	05-SEP-2006 14:39:21	Dark	42.000	117	Pi Pup	2.7060	3800.0	84	23611	No
197	GOM_NL__2PRFIN20060905_144322_000000452051_00010_23611_1792.N1	05-SEP-2006 14:43:22	Dark	45.000	161	Tau Pup	2.9310	4500.0	90	23611	No
198	GOM_NL__2PRFIN20060905_144434_000000542051_00010_23611_1793.N1	05-SEP-2006 14:44:34	Dark	53.500	2	Alp Car	-0.73600	7000.0	107	23611	No
199	GOM_NL__2PRFIN20060905_145457_000000402051_00011_23612_1772.N1	05-SEP-2006 14:54:57	Dark	39.500	143	Alp Hyi	2.8570	7200.0	79	23612	No
200	GOM_NL__2PRFIN20060905_145617_000000422051_00011_23612_1773.N1	05-SEP-2006 14:56:17	Dark	41.500	9	Alp Eri	0.45300	24000.	83	23612	No
201	GOM_NL__2PRFIN20060905_150355_000000402051_00011_23612_1774.N1	05-SEP-2006 15:03:55	Straylight	39.500	31	Alp Gru	1.7340	15200.	79	23612	No
202	GOM_NL__2PRFIN20060905_150644_000000372051_00011_23612_1775.N1	05-SEP-2006 15:06:44	Straylight	36.500	172	Gam Gru	3.0030	13100.	73	23612	No
203	GOM_NL__2PRFIN20060905_150802_000000472051_00011_23612_1776.N1	05-SEP-2006 15:08:02	Straylight	47.000	18	24Alp PsA	1.1660	9700.0	94	23612	No
204	GOM_NL__2PRFIN20060905_151244_000000382051_00011_23612_1777.N1	05-SEP-2006 15:12:44	Bright	38.000	142	49Del Cap	2.8500	8900.0	76	23612	No
205	GOM_NL__2PRFIN20060905_151550_000000362051_00011_23612_1778.N1	05-SEP-2006 15:15:50	Bright	36.000	154	22Bet Aqr	2.8990	5700.0	72	23612	No
206	GOM_NL__2PRFIN20060905_151711_000000382051_00011_23612_1779.N1	05-SEP-2006 15:17:11	Bright	37.500	162	34Alp Aqr	2.9440	5350.0	75	23612	No
207	GOM_NL__2PRFIN20060905_152010_000000382051_00011_23612_1780.N1	05-SEP-2006 15:20:10	Bright	38.000	61	8Eps Peg	2.1000	3900.0	76	23612	No
208	GOM_NL__2PRFIN20060905_152709_000000352051_00011_23612_1781.N1	05-SEP-2006 15:27:09	Bright	34.500	92	53Eps Cyg	2.5000	4500.0	69	23612	No
209	GOM_NL__2PRFIN20060905_152906_000000362051_00011_23612_1782.N1	05-SEP-2006 15:29:06	Bright	36.000	66	37Gam Cyg	2.2080	5900.0	72	23612	No
210	GOM_NL__2PRFIN20060905_153018_000000342051_00011_23612_1783.N1	05-SEP-2006 15:30:18	Bright	33.500	19	50Alp Cyg	1.2460	10500.	67	23612	No
211	GOM_NL__2PRFIN20060905_153507_000000362051_00011_23612_1784.N1	05-SEP-2006 15:35:07	Bright	36.000	89	5Alp Cep	2.4510	8000.0	72	23612	No
212	GOM_NL__2PRFIN20060905_154249_000000362051_00011_23612_1785.N1	05-SEP-2006 15:42:49	Bright	35.500	49	1Alp UMi	1.9900	6300.0	71	23612	No
213	GOM_NL__2PRFIN20060905_160101_000000402051_00011_23612_1786.N1	05-SEP-2006 16:01:01	Bright	40.000	17	78Bet Gem	1.1610	4500.0	80	23612	No
214	GOM_NL__2PRFIN20060905_160752_000000492051_00011_23612_1787.N1	05-SEP-2006 16:07:52	Twilight	49.000	8	10Alp CMi	0.40000	6500.0	98	23612	No
215	GOM_NL__2PRFIN20060905_161525_000000412051_00011_23612_1788.N1	05-SEP-2006 16:15:25	Dark	40.500	132	15Rho Pup	2.8030	6900.0	81	23612	No
216	GOM_NL__2PRFIN20060905_161702_000000402051_00011_23612_1789.N1	05-SEP-2006 16:17:02	Dark	40.000	179	24Omi2CMa	3.0320	24000.	80	23612	No
217	GOM_NL__2PRFIN20060905_161831_000000442051_00011_23612_1790.N1	05-SEP-2006 16:18:31	Dark	43.500	23	21Eps CMa	1.5020	26000.	87	23612	No
218	GOM_NL__2PRFIN20060905_161957_000000462051_00011_23612_1791.N1	05-SEP-2006 16:19:57	Dark	46.000	117	Pi Pup	2.7060	3800.0	92	23612	No
219	GOM_NL__2PRFIN20060905_162358_000000412051_00011_23612_1792.N1	05-SEP-2006 16:23:58	Dark	41.000	161	Tau Pup	2.9310	4500.0	82	23612	No

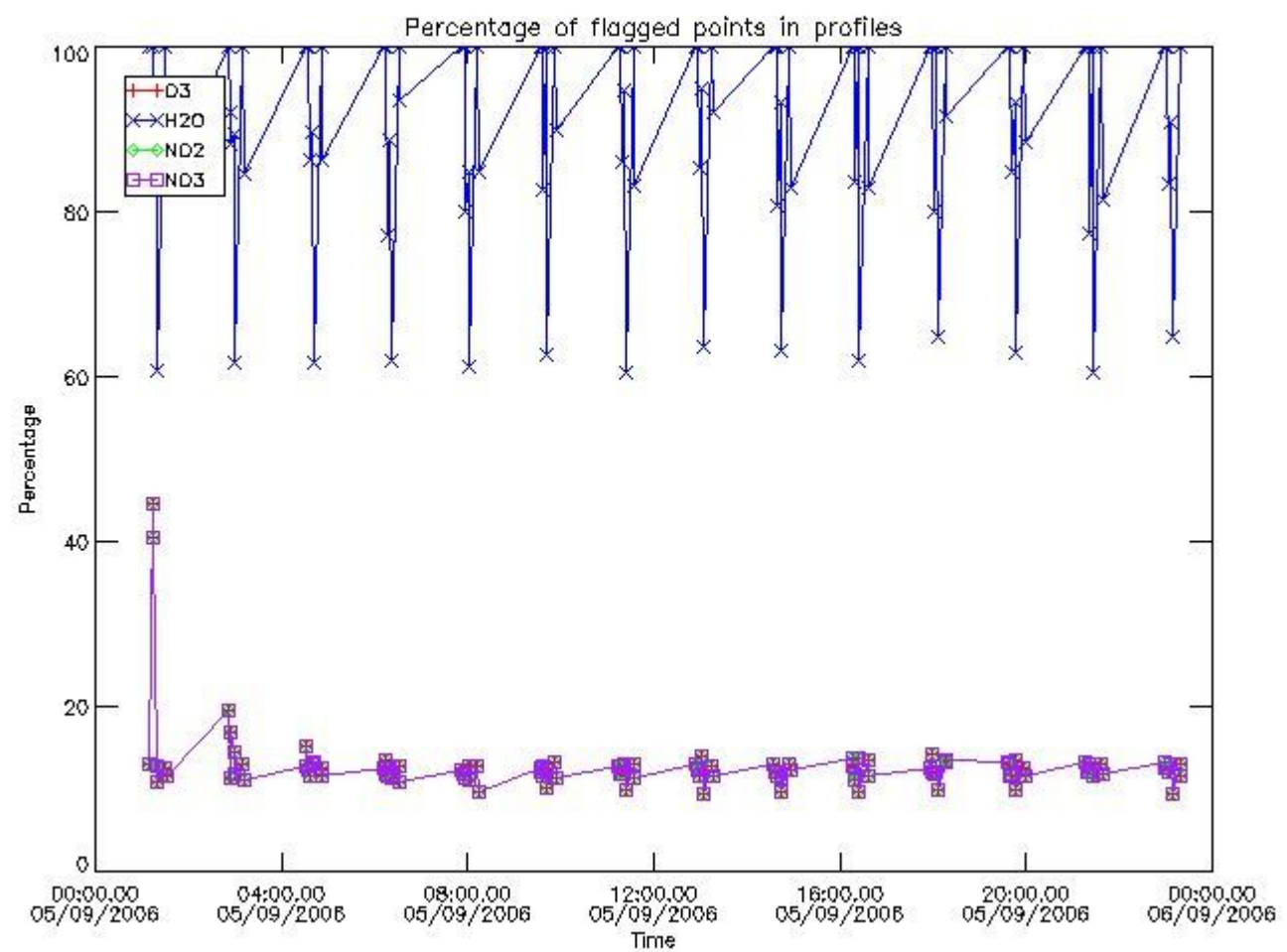
220	GOM_NL__2PRFIN20060905_162510_000000532051_00011_23612_1793.N1	05-SEP-2006 16:25:10	Dark	53.000	2	Alp Car	-0.73600	7000.0	106	23612	No
221	GOM_NL__2PRFIN20060905_163534_000000382051_00012_23613_1772.N1	05-SEP-2006 16:35:34	Dark	38.000	143	Alp Hyi	2.8570	7200.0	76	23613	No
222	GOM_NL__2PRFIN20060905_163654_000000442051_00012_23613_1773.N1	05-SEP-2006 16:36:54	Dark	44.000	9	Alp Eri	0.45300	24000.	88	23613	No
223	GOM_NL__2PRFIN20060905_164431_000000402051_00012_23613_1774.N1	05-SEP-2006 16:44:31	Straylight	39.500	31	Alp Gru	1.7340	15200.	79	23613	No
224	GOM_NL__2PRFIN20060905_164720_000000372051_00012_23613_1775.N1	05-SEP-2006 16:47:20	Straylight	37.000	172	Gam Gru	3.0030	13100.	74	23613	No
225	GOM_NL__2PRFIN20060905_164838_000000432051_00012_23613_1776.N1	05-SEP-2006 16:48:38	Straylight	42.500	18	24Alp PsA	1.1660	9700.0	85	23613	No
226	GOM_NL__2PRFIN20060905_165320_000000412051_00012_23613_1777.N1	05-SEP-2006 16:53:20	Bright	40.500	142	49Del Cap	2.8500	8900.0	81	23613	No
227	GOM_NL__2PRFIN20060905_165626_000000382051_00012_23613_1778.N1	05-SEP-2006 16:56:26	Bright	37.500	154	22Bet Aqr	2.8990	5700.0	75	23613	No
228	GOM_NL__2PRFIN20060905_165747_000000392051_00012_23613_1779.N1	05-SEP-2006 16:57:47	Bright	39.000	162	34Alp Aqr	2.9440	5350.0	78	23613	No
229	GOM_NL__2PRFIN20060905_170046_000000382051_00012_23613_1780.N1	05-SEP-2006 17:00:46	Bright	38.000	61	8Eps Peg	2.1000	3900.0	76	23613	No
230	GOM_NL__2PRFIN20060905_170745_000000382051_00012_23613_1781.N1	05-SEP-2006 17:07:45	Bright	37.500	92	53Eps Cyg	2.5000	4500.0	75	23613	No
231	GOM_NL__2PRFIN20060905_170942_000000372051_00012_23613_1782.N1	05-SEP-2006 17:09:42	Bright	36.500	66	37Gam Cyg	2.2080	5900.0	73	23613	No
232	GOM_NL__2PRFIN20060905_171055_000000382051_00012_23613_1783.N1	05-SEP-2006 17:10:55	Bright	38.000	19	50Alp Cyg	1.2460	10500.	76	23613	No
233	GOM_NL__2PRFIN20060905_171543_000000372051_00012_23613_1784.N1	05-SEP-2006 17:15:43	Bright	36.500	89	5Alp Cep	2.4510	8000.0	73	23613	No
234	GOM_NL__2PRFIN20060905_172325_000000362051_00012_23613_1785.N1	05-SEP-2006 17:23:25	Bright	35.500	49	1Alp UMi	1.9900	6300.0	71	23613	No
235	GOM_NL__2PRFIN20060905_174138_000000402051_00012_23613_1786.N1	05-SEP-2006 17:41:38	Bright	39.500	17	78Bet Gem	1.1610	4500.0	79	23613	No
236	GOM_NL__2PRFIN20060905_174828_000000502051_00012_23613_1787.N1	05-SEP-2006 17:48:28	Twilight	50.000	8	10Alp CMi	0.40000	6500.0	100	23613	No
237	GOM_NL__2PRFIN20060905_175602_000000412051_00012_23613_1788.N1	05-SEP-2006 17:56:02	Dark	40.500	132	15Rho Pup	2.8030	6900.0	81	23613	No
238	GOM_NL__2PRFIN20060905_175739_000000402051_00012_23613_1789.N1	05-SEP-2006 17:57:39	Dark	39.500	179	24Omi2CMa	3.0320	24000.	79	23613	No
239	GOM_NL__2PRFIN20060905_175907_000000432051_00012_23613_1790.N1	05-SEP-2006 17:59:07	Dark	42.500	23	21Eps CMa	1.5020	26000.	85	23613	No
240	GOM_NL__2PRFIN20060905_180034_000000432051_00012_23613_1791.N1	05-SEP-2006 18:00:34	Dark	43.000	117	Pi Pup	2.7060	3800.0	86	23613	No
241	GOM_NL__2PRFIN20060905_180435_000000422051_00012_23613_1792.N1	05-SEP-2006 18:04:35	Dark	42.000	161	Tau Pup	2.9310	4500.0	84	23613	No
242	GOM_NL__2PRFIN20060905_180547_000000522051_00012_23613_1793.N1	05-SEP-2006 18:05:47	Dark	51.500	2	Alp Car	-0.73600	7000.0	103	23613	No
243	GOM_NL__2PRFIN20060905_181610_000000392051_00013_23614_1772.N1	05-SEP-2006 18:16:10	Dark	38.500	143	Alp Hyi	2.8570	7200.0	77	23614	No
244	GOM_NL__2PRFIN20060905_181731_000000422051_00013_23614_1773.N1	05-SEP-2006 18:17:31	Dark	41.500	9	Alp Eri	0.45300	24000.	83	23614	No
245	GOM_NL__2PRFIN20060905_182507_000000402051_00013_23614_1774.N1	05-SEP-2006 18:25:07	Straylight	40.000	31	Alp Gru	1.7340	15200.	80	23614	No
246	GOM_NL__2PRFIN20060905_182756_000000382051_00013_23614_1775.N1	05-SEP-2006 18:27:56	Straylight	37.500	172	Gam Gru	3.0030	13100.	75	23614	No
247	GOM_NL__2PRFIN20060905_182914_000000432051_00013_23614_1776.N1	05-SEP-2006 18:29:14	Straylight	42.500	18	24Alp PsA	1.1660	9700.0	85	23614	No
248	GOM_NL__2PRFIN20060905_183356_000000392051_00013_23614_1777.N1	05-SEP-2006 18:33:56	Bright	38.500	142	49Del Cap	2.8500	8900.0	77	23614	No
249	GOM_NL__2PRFIN20060905_183702_000000382051_00013_23614_1778.N1	05-SEP-2006 18:37:02	Bright	37.500	154	22Bet Aqr	2.8990	5700.0	75	23614	No
250	GOM_NL__2PRFIN20060905_183823_000000382051_00013_23614_1779.N1	05-SEP-2006 18:38:23	Bright	38.000	162	34Alp Aqr	2.9440	5350.0	76	23614	No
251	GOM_NL__2PRFIN20060905_184122_000000372051_00013_23614_1780.N1	05-SEP-2006 18:41:22	Bright	37.000	61	8Eps Peg	2.1000	3900.0	74	23614	No
252	GOM_NL__2PRFIN20060905_184821_000000372051_00013_23614_1781.N1	05-SEP-2006 18:48:21	Bright	36.500	92	53Eps Cyg	2.5000	4500.0	73	23614	No
253	GOM_NL__2PRFIN20060905_185019_000000372051_00013_23614_1782.N1	05-SEP-2006 18:50:19	Bright	37.000	66	37Gam Cyg	2.2080	5900.0	74	23614	No
254	GOM_NL__2PRFIN20060905_185131_000000372051_00013_23614_1783.N1	05-SEP-2006 18:51:31	Bright	37.000	19	50Alp Cyg	1.2460	10500.	74	23614	No
255	GOM_NL__2PRFIN20060905_185619_000000362051_00013_23614_1784.N1	05-SEP-2006 18:56:19	Bright	36.000	89	5Alp Cep	2.4510	8000.0	72	23614	No
256	GOM_NL__2PRFIN20060905_190401_000000362051_00013_23614_1785.N1	05-SEP-2006 19:04:01	Bright	35.500	49	1Alp UMi	1.9900	6300.0	71	23614	No
257	GOM_NL__2PRFIN20060905_192214_000000402051_00013_23614_1786.N1	05-SEP-2006 19:22:14	Bright	39.500	17	78Bet Gem	1.1610	4500.0	79	23614	No
258	GOM_NL__2PRFIN20060905_192905_000000502051_00013_23614_1787.N1	05-SEP-2006 19:29:05	Twilight	49.500	8	10Alp CMi	0.40000	6500.0	99	23614	No
259	GOM_NL__2PRFIN20060905_193638_000000392051_00013_23614_1788.N1	05-SEP-2006 19:36:38	Dark	38.500	132	15Rho Pup	2.8030	6900.0	77	23614	No
260	GOM_NL__2PRFIN20060905_193815_000000402051_00013_23614_1789.N1	05-SEP-2006 19:38:15	Dark	39.500	179	24Omi2CMa	3.0320	24000.	79	23614	No
261	GOM_NL__2PRFIN20060905_193944_000000442051_00013_23614_1790.N1	05-SEP-2006 19:39:44	Dark	44.000	23	21Eps CMa	1.5020	26000.	88	23614	No
262	GOM_NL__2PRFIN20060905_194110_000000442051_00013_23614_1791.N1	05-SEP-2006 19:41:10	Dark	43.500	117	Pi Pup	2.7060	3800.0	87	23614	No
263	GOM_NL__2PRFIN20060905_194511_000000382051_00013_23614_1792.N1	05-SEP-2006 19:45:11	Dark	37.500	161	Tau Pup	2.9310	4500.0	75	23614	No
264	GOM_NL__2PRFIN20060905_194623_000000522051_00013_23614_1793.N1	05-SEP-2006 19:46:23	Dark	51.500	2	Alp Car	-0.73600	7000.0	103	23614	No
265	GOM_NL__2PRFIN20060905_195647_000000412051_00014_23615_1772.N1	05-SEP-2006 19:56:47	Dark	41.000	143	Alp Hyi	2.8570	7200.0	82	23615	No
266	GOM_NL__2PRFIN20060905_195807_000000442051_00014_23615_1773.N1	05-SEP-2006 19:58:07	Dark	43.500	9	Alp Eri	0.45300	24000.	87	23615	No
267	GOM_NL__2PRFIN20060905_200544_000000392051_00014_23615_1774.N1	05-SEP-2006 20:05:44	Straylight	38.500	31	Alp Gru	1.7340	15200.	77	23615	No
268	GOM_NL__2PRFIN20060905_200832_000000372051_00014_23615_1775.N1	05-SEP-2006 20:08:32	Straylight	37.000	172	Gam Gru	3.0030	13100.	74	23615	No
269	GOM_NL__2PRFIN20060905_200950_000000452051_00014_23615_1776.N1	05-SEP-2006 20:09:50	Straylight	45.000	18	24Alp PsA	1.1660	9700.0	90	23615	No
270	GOM_NL__2PRFIN20060905_201432_000000402051_00014_23615_1777.N1	05-SEP-2006 20:14:32	Bright	40.000	142	49Del Cap	2.8500	8900.0	80	23615	No
271	GOM_NL__2PRFIN20060905_201738_000000382051_00014_23615_1778.N1	05-SEP-2006 20:17:38	Bright	37.500	154	22Bet Aqr	2.8990	5700.0	75	23615	No
272	GOM_NL__2PRFIN20060905_201859_000000392051_00014_23615_1779.N1	05-SEP-2006 20:18:59	Bright	38.500	162	34Alp Aqr	2.9440	5350.0	77	23615	No
273	GOM_NL__2PRFIN20060905_202158_000000372051_00014_23615_1780.N1	05-SEP-2006 20:21:58	Bright	36.500	61	8Eps Peg	2.1000	3900.0	73	23615	No
274	GOM_NL__2PRFIN20060905_202857_000000342051_00014_23615_1781.N1	05-SEP-2006 20:28:57	Bright	34.000	92	53Eps Cyg	2.5000	4500.0	68	23615	No
275	GOM_NL__2PRFIN20060905_203055_000000362051_00014_23615_1782.N1	05-SEP-2006 20:30:55	Bright	35.500	66	37Gam Cyg	2.2080	5900.0	71	23615	No
276	GOM_NL__2PRFIN20060905_203207_000000372051_00014_23615_1783.N1	05-SEP-2006 20:32:07	Bright	36.500	19	50Alp Cyg	1.2460	10500.	73	23615	No
277	GOM_NL__2PRFIN20060905_203654_000000372051_00014_23615_1784.N1	05-SEP-2006 20:36:54	Bright	36.500	89	5Alp Cep	2.4510	8000.0	73	23615	No
278	GOM_NL__2PRFIN20060905_204437_000000352051_00014_23615_1785.N1	05-SEP-2006 20:44:37	Bright	34.500	49	1Alp UMi	1.9900	6300.0	69	23615	No

279	GOM_NL__2PRFIN20060905_210250_000000402051_00014_23615_1786.N1	05-SEP-2006 21:02:50	Bright	40.000	17	78Bet Gem	1.1610	4500.0	80	23615	No
280	GOM_NL__2PRFIN20060905_210941_000000532051_00014_23615_1787.N1	05-SEP-2006 21:09:41	Twilight	53.000	8	10Alp CMi	0.40000	6500.0	106	23615	No
281	GOM_NL__2PRFIN20060905_211714_000000392051_00014_23615_1788.N1	05-SEP-2006 21:17:14	Dark	38.500	132	15Rho Pup	2.8030	6900.0	77	23615	No
282	GOM_NL__2PRFIN20060905_211852_000000432051_00014_23615_1789.N1	05-SEP-2006 21:18:52	Dark	42.500	179	24Omi2CMa	3.0320	24000.	85	23615	No
283	GOM_NL__2PRFIN20060905_212020_000000432051_00014_23615_1790.N1	05-SEP-2006 21:20:20	Dark	43.000	23	21Eps CMa	1.5020	26000.	86	23615	No
284	GOM_NL__2PRFIN20060905_212146_000000432051_00014_23615_1791.N1	05-SEP-2006 21:21:46	Dark	42.500	117	Pi Pup	2.7060	3800.0	85	23615	No
285	GOM_NL__2PRFIN20060905_212547_000000412051_00014_23615_1792.N1	05-SEP-2006 21:25:47	Dark	40.500	161	Tau Pup	2.9310	4500.0	81	23615	No
286	GOM_NL__2PRFIN20060905_212700_000000492051_00014_23615_1793.N1	05-SEP-2006 21:27:00	Dark	48.500	2	Alp Car	-0.73600	7000.0	97	23615	No
287	GOM_NL__2PRFIN20060905_213723_000000392051_00015_23616_1772.N1	05-SEP-2006 21:37:23	Dark	39.000	143	Alp Hyi	2.8570	7200.0	78	23616	No
288	GOM_NL__2PRFIN20060905_213843_000000442051_00015_23616_1773.N1	05-SEP-2006 21:38:43	Dark	43.500	9	Alp Eri	0.45300	24000.	87	23616	No
289	GOM_NL__2PRFIN20060905_214620_000000422051_00015_23616_1774.N1	05-SEP-2006 21:46:20	Straylight	41.500	31	Alp Gru	1.7340	15200.	83	23616	No
290	GOM_NL__2PRFIN20060905_214908_000000382051_00015_23616_1775.N1	05-SEP-2006 21:49:08	Straylight	37.500	172	Gam Gru	3.0030	13100.	75	23616	No
291	GOM_NL__2PRFIN20060905_215026_000000442051_00015_23616_1776.N1	05-SEP-2006 21:50:26	Straylight	43.500	18	24Alp PsA	1.1660	9700.0	87	23616	No
292	GOM_NL__2PRFIN20060905_215508_000000402051_00015_23616_1777.N1	05-SEP-2006 21:55:08	Bright	39.500	142	49Del Cap	2.8500	8900.0	79	23616	No
293	GOM_NL__2PRFIN20060905_215814_000000362051_00015_23616_1778.N1	05-SEP-2006 21:58:14	Bright	36.000	154	22Bet Aqr	2.8990	5700.0	72	23616	No
294	GOM_NL__2PRFIN20060905_215935_000000392051_00015_23616_1779.N1	05-SEP-2006 21:59:35	Bright	39.000	162	34Alp Aqr	2.9440	5350.0	78	23616	No
295	GOM_NL__2PRFIN20060905_220234_000000372051_00015_23616_1780.N1	05-SEP-2006 22:02:34	Bright	37.000	61	8Eps Peg	2.1000	3900.0	74	23616	No
296	GOM_NL__2PRFIN20060905_220933_000000382051_00015_23616_1781.N1	05-SEP-2006 22:09:33	Bright	37.500	92	53Eps Cyg	2.5000	4500.0	75	23616	No
297	GOM_NL__2PRFIN20060905_221131_000000352051_00015_23616_1782.N1	05-SEP-2006 22:11:31	Bright	34.500	66	37Gam Cyg	2.2080	5900.0	69	23616	No
298	GOM_NL__2PRFIN20060905_221243_000000382051_00015_23616_1783.N1	05-SEP-2006 22:12:43	Bright	38.000	19	50Alp Cyg	1.2460	10500.	76	23616	No
299	GOM_NL__2PRFIN20060905_221730_000000342051_00015_23616_1784.N1	05-SEP-2006 22:17:30	Bright	34.000	89	5Alp Cep	2.4510	8000.0	68	23616	No
300	GOM_NL__2PRFIN20060905_222513_000000362051_00015_23616_1785.N1	05-SEP-2006 22:25:13	Bright	36.000	49	1Alp UMi	1.9900	6300.0	72	23616	No
301	GOM_NL__2PRFIN20060905_224326_000000402051_00015_23616_1786.N1	05-SEP-2006 22:43:26	Bright	40.000	17	78Bet Gem	1.1610	4500.0	80	23616	No
302	GOM_NL__2PRFIN20060905_225017_000000472051_00015_23616_1787.N1	05-SEP-2006 22:50:17	Twilight	46.500	8	10Alp CMi	0.40000	6500.0	93	23616	No
303	GOM_NL__2PRFIN20060905_225750_000000392051_00015_23616_1788.N1	05-SEP-2006 22:57:50	Dark	38.500	132	15Rho Pup	2.8030	6900.0	77	23616	No
304	GOM_NL__2PRFIN20060905_225928_000000412051_00015_23616_1789.N1	05-SEP-2006 22:59:28	Dark	40.500	179	24Omi2CMa	3.0320	24000.	81	23616	No
305	GOM_NL__2PRFIN20060905_230057_000000412051_00015_23616_1790.N1	05-SEP-2006 23:00:57	Dark	40.500	23	21Eps CMa	1.5020	26000.	81	23616	No
306	GOM_NL__2PRFIN20060905_230223_000000432051_00015_23616_1791.N1	05-SEP-2006 23:02:23	Dark	42.500	117	Pi Pup	2.7060	3800.0	85	23616	No
307	GOM_NL__2PRFIN20060905_230624_000000392051_00015_23616_1792.N1	05-SEP-2006 23:06:24	Dark	39.000	161	Tau Pup	2.9310	4500.0	78	23616	No
308	GOM_NL__2PRFIN20060905_230736_000000552051_00015_23616_1793.N1	05-SEP-2006 23:07:36	Dark	54.500	2	Alp Car	-0.73600	7000.0	109	23616	No
309	GOM_NL__2PRFIN20060905_231800_000000392051_00016_23617_1772.N1	05-SEP-2006 23:18:00	Dark	39.000	143	Alp Hyi	2.8570	7200.0	78	23617	No
310	GOM_NL__2PRFIN20060905_231920_000000452051_00016_23617_1773.N1	05-SEP-2006 23:19:20	Dark	44.500	9	Alp Eri	0.45300	24000.	89	23617	No
311	GOM_NL__2PRFIN20060905_232656_000000382051_00016_23617_1774.N1	05-SEP-2006 23:26:56	Straylight	38.000	31	Alp Gru	1.7340	15200.	76	23617	No
312	GOM_NL__2PRFIN20060905_232944_000000392051_00016_23617_1775.N1	05-SEP-2006 23:29:44	Straylight	38.500	172	Gam Gru	3.0030	13100.	77	23617	No
313	GOM_NL__2PRFIN20060905_233102_000000472051_00016_23617_1776.N1	05-SEP-2006 23:31:02	Straylight	47.000	18	24Alp PsA	1.1660	9700.0	94	23617	No
314	GOM_NL__2PRFIN20060905_233544_000000412051_00016_23617_1777.N1	05-SEP-2006 23:35:44	Bright	40.500	142	49Del Cap	2.8500	8900.0	81	23617	No
315	GOM_NL__2PRFIN20060905_233850_000000382051_00016_23617_1778.N1	05-SEP-2006 23:38:50	Bright	37.500	154	22Bet Aqr	2.8990	5700.0	75	23617	No
316	GOM_NL__2PRFIN20060905_234011_000000392051_00016_23617_1779.N1	05-SEP-2006 23:40:11	Bright	39.000	162	34Alp Aqr	2.9440	5350.0	78	23617	No
317	GOM_NL__2PRFIN20060905_234310_000000382051_00016_23617_1780.N1	05-SEP-2006 23:43:10	Bright	37.500	61	8Eps Peg	2.1000	3900.0	75	23617	No
318	GOM_NL__2PRFIN20060905_235009_000000342051_00016_23617_1781.N1	05-SEP-2006 23:50:09	Bright	33.500	92	53Eps Cyg	2.5000	4500.0	67	23617	No
319	GOM_NL__2PRFIN20060905_235207_000000332051_00016_23617_1782.N1	05-SEP-2006 23:52:07	Bright	33.000	66	37Gam Cyg	2.2080	5900.0	66	23617	No
320	GOM_NL__2PRFIN20060905_235319_000000342051_00016_23617_1783.N1	05-SEP-2006 23:53:19	Bright	33.500	19	50Alp Cyg	1.2460	10500.	67	23617	No
321	GOM_NL__2PRFIN20060905_235806_000000362051_00016_23617_1784.N1	05-SEP-2006 23:58:06	Bright	36.000	89	5Alp Cep	2.4510	8000.0	72	23617	No

3. Quality information per product

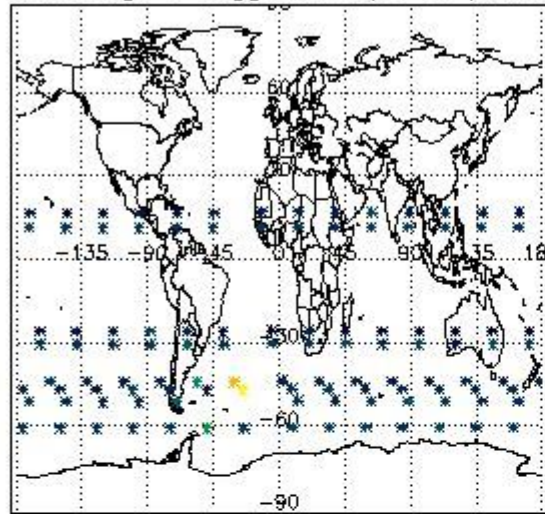
In this section it is plotted some information contained in the Quality Summary data set of the level 2 products. Only products in dark limb conditions and without errors (error flag in the MPH set to "0") are used.

3.1 Plot quality information per product (time dependant)

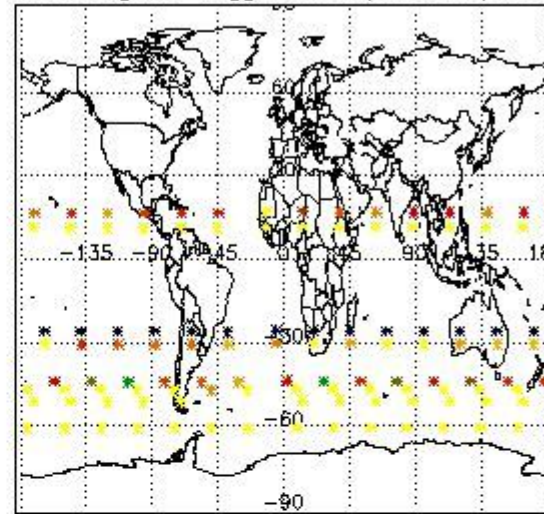


3.2 Plot quality information per product (world map)

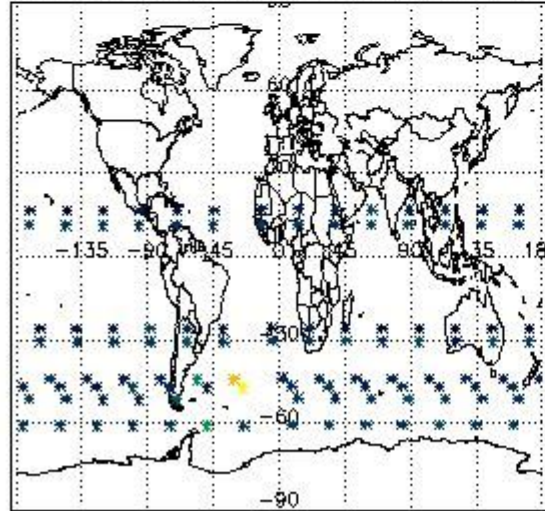
Percentage of flagged data per O3 profile



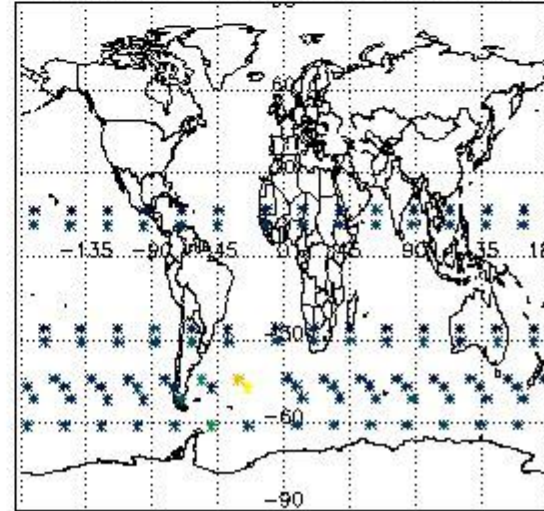
Percentage of flagged data per H2O profile



Percentage of flagged data per NO2 profile



Percentage of flagged data per NO3 profile

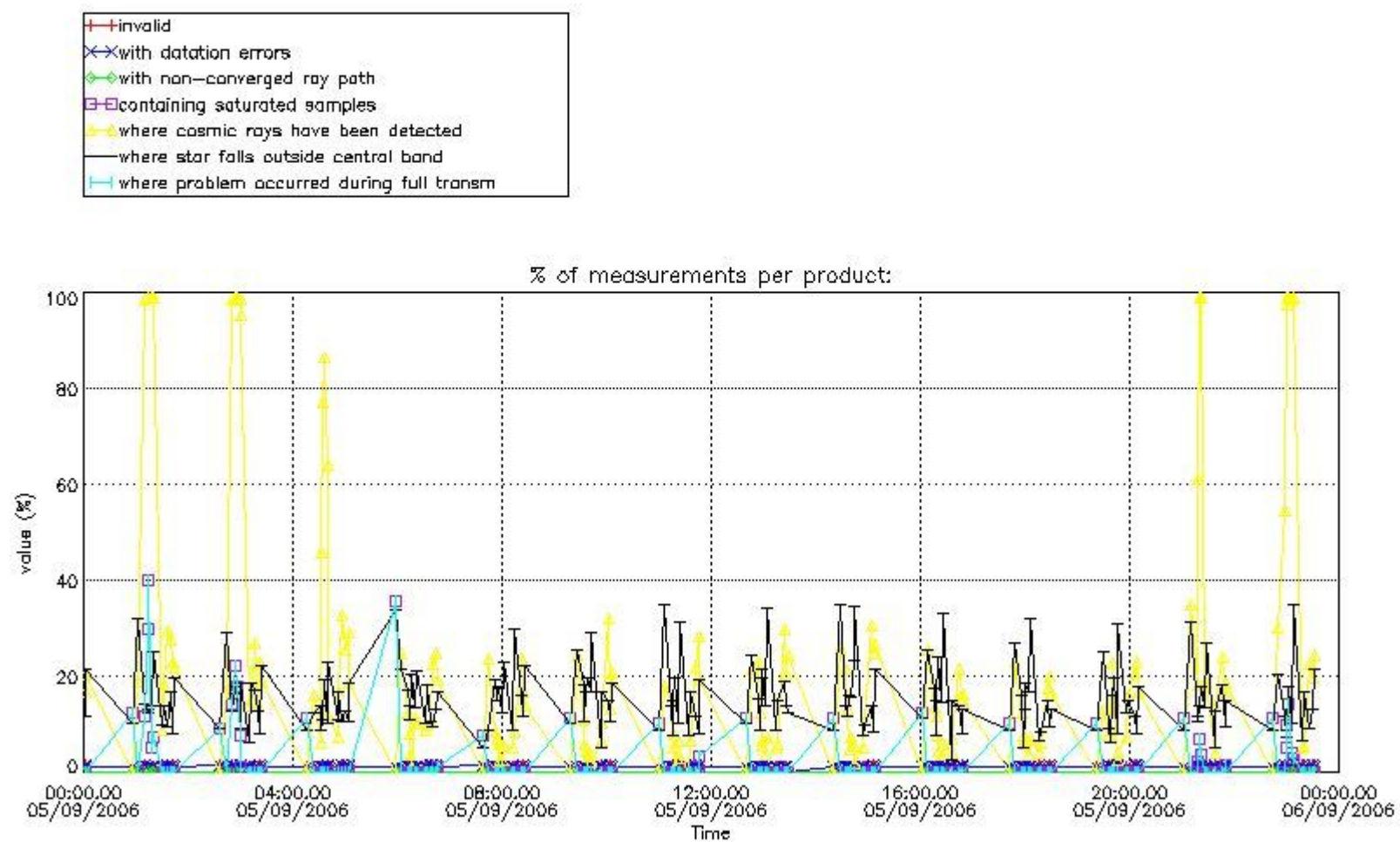


4. Level 1 quality information per product

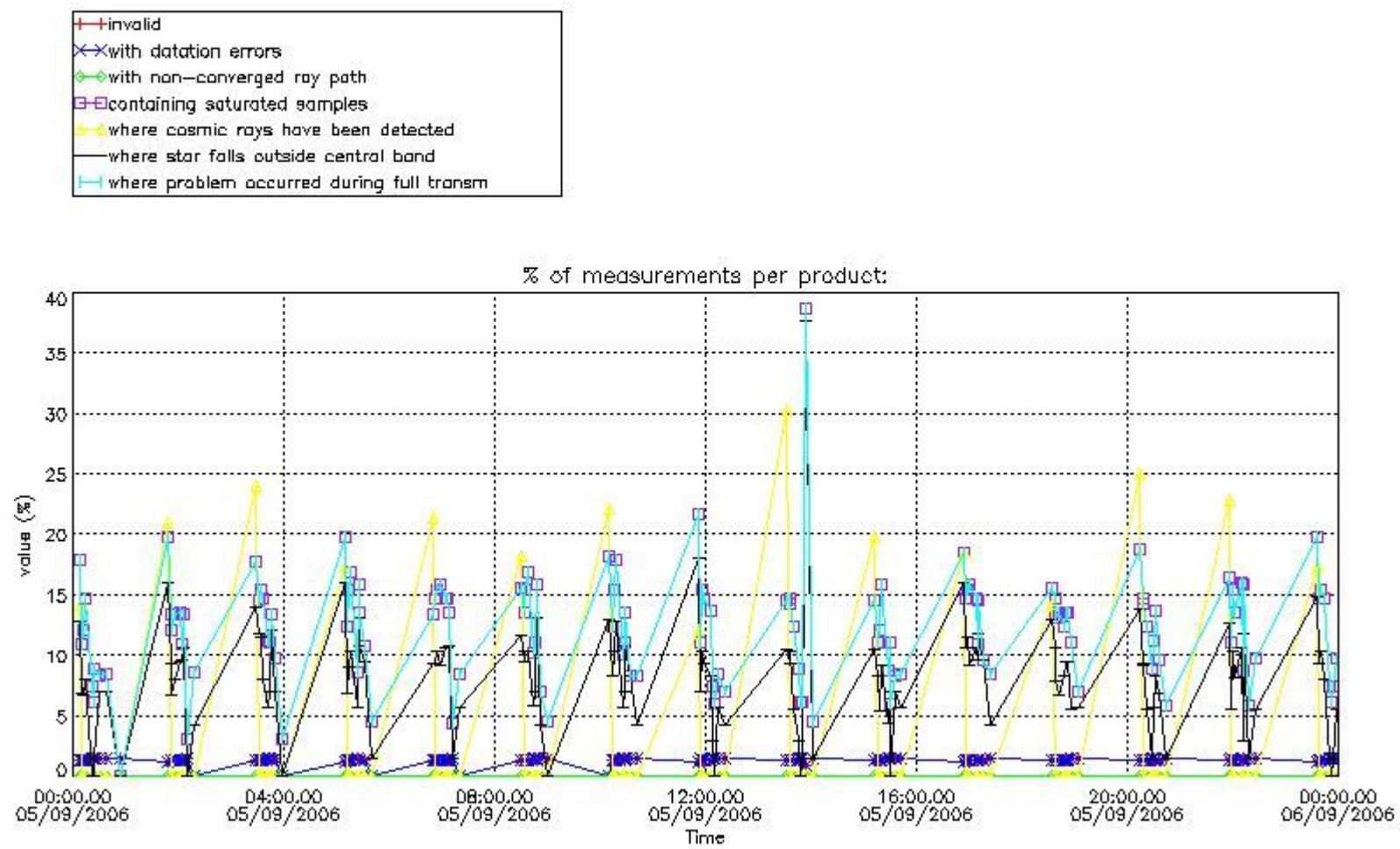
In this section it is plotted some information contained in the Quality Summary data set of the level 2 products that comes from the level 1b processing. Products without errors (error flag in the MPH set to "0") are used.

4.1 Plot quality information per product (time dependant) coming from level 1b processing

4.1.1 Plot level 1 quality information per product (time dependant): ENVISAT ASCENDING passes



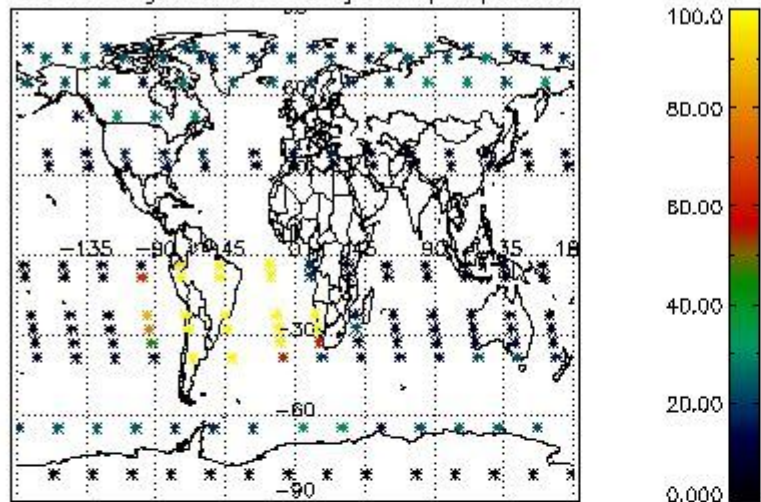
4.1.2 Plot level 1 quality information per product (time dependant): ENVI SAT DESCENDING passes



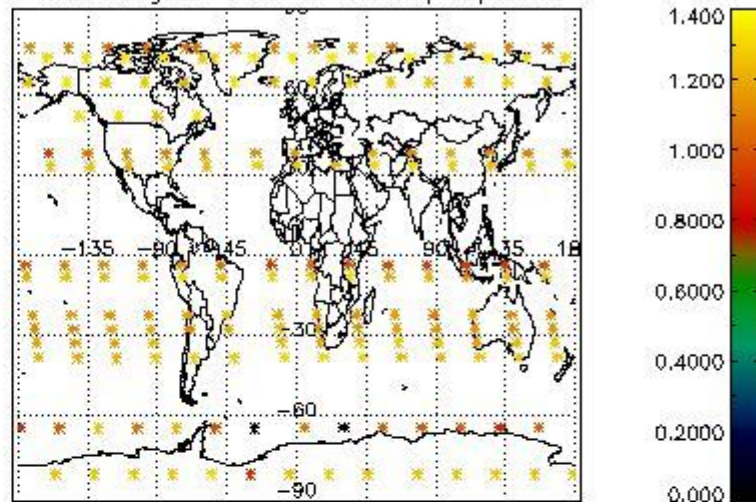
4.2 Plot quality information per product coming from level 1b processing (world map)

4.2.1 Plot level 1 quality information per product (world map): ENVISAT ASCENDING passes

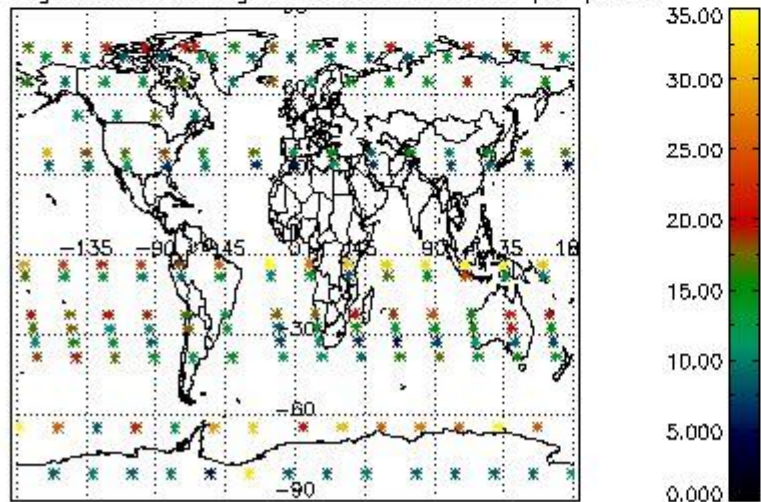
Percentage of cosmic ray hits per profile



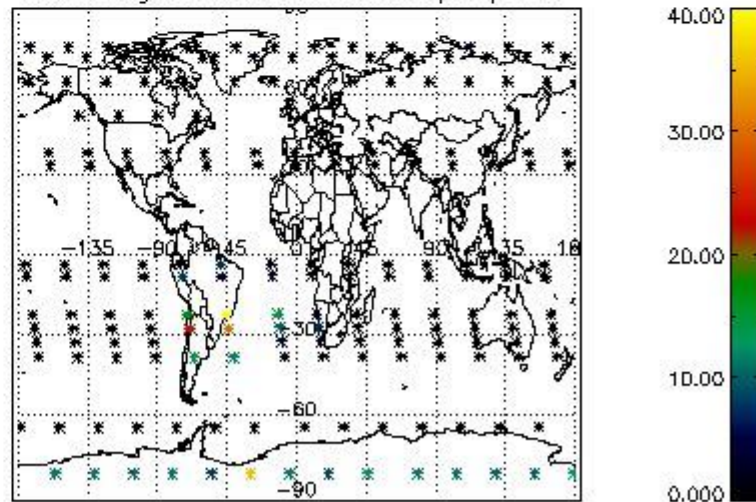
Percentage of datation errors per profile



Percentage of star falling outside central band per profile

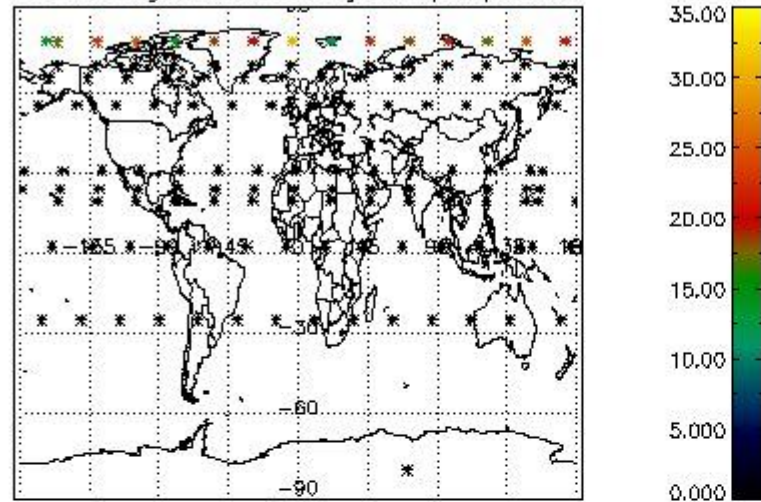


Percentage of saturation errors per profile

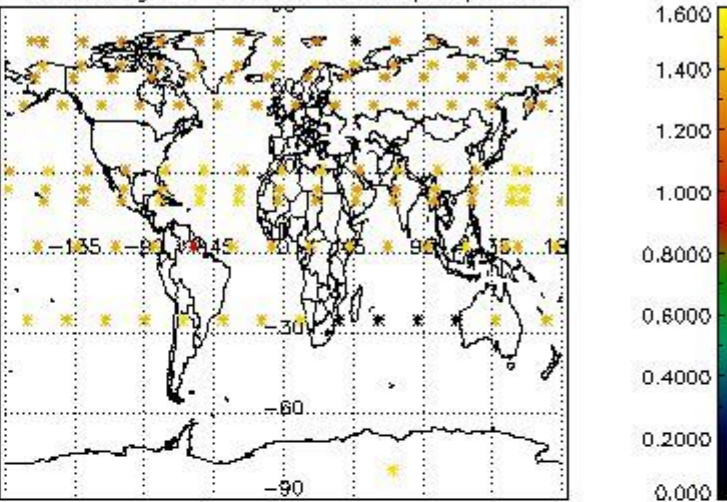


4.2.2 Plot level 1 quality information per product (world map): ENVISAT DESCENDING passes

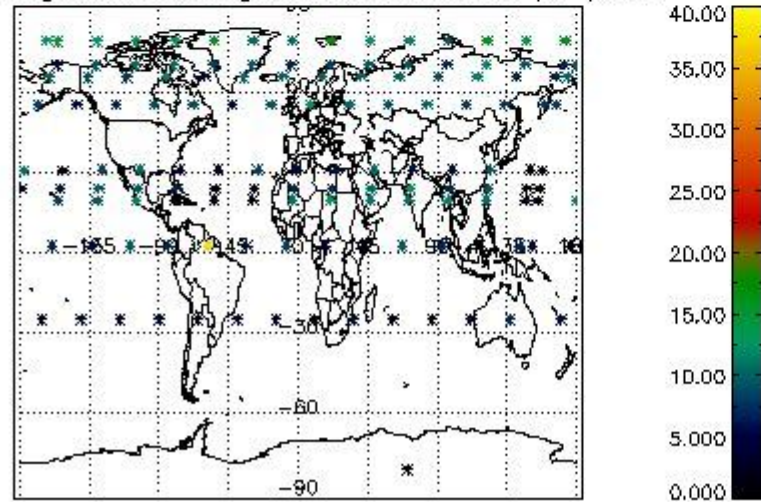
Percentage of cosmic ray hits per profile



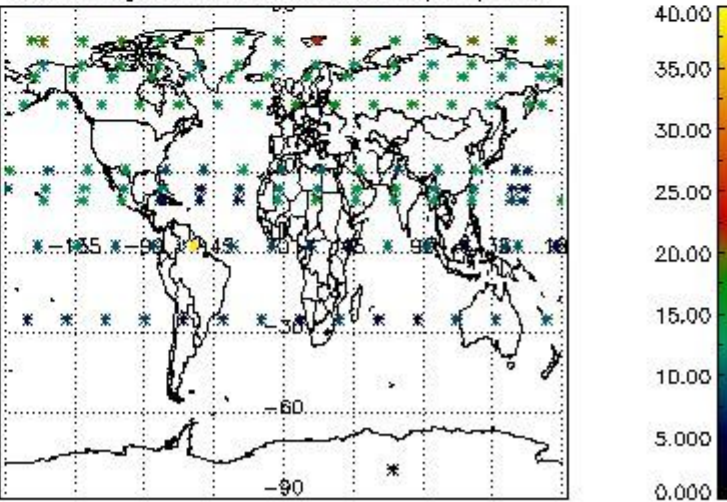
Percentage of datation errors per profile



Percentage of star falling outside central band per profile



Percentage of saturation errors per profile



5. Trace gas profiles

5.1 Ozone statistics based on quality of products

The final quality of the products can be "measured" using the STD (Standard Deviation) attached to every point profile. This information is written to the parameter GOM_NL__2P/NL_LOCAL_SPECIES_DENSITY/o3_std of the level 2 products. The table below shows the statistics for given STD ranges.

The statistics are given with respect to the overall valid production:

- Products without fatal errors: GOM_NL__2P/MPH/PRODUCT_ERR=0
- Valid point profile: GOM_NL__2P/NL_LOCAL_SPECIES_DENSITY/pcd(0)=0

The 'Criteria' is applied to valid points of dark limb products:

- Products in dark limb illumination condition: GOM_NL__2P/NL_SUMMARY_QUALITY/obs_ill_cond=0
- Products without fatal errors: GOM_NL__2P/MPH/PRODUCT_ERR=0
- Valid point profile: GOM_NL__2P/NL_LOCAL_SPECIES_DENSITY/pcd(0)=0

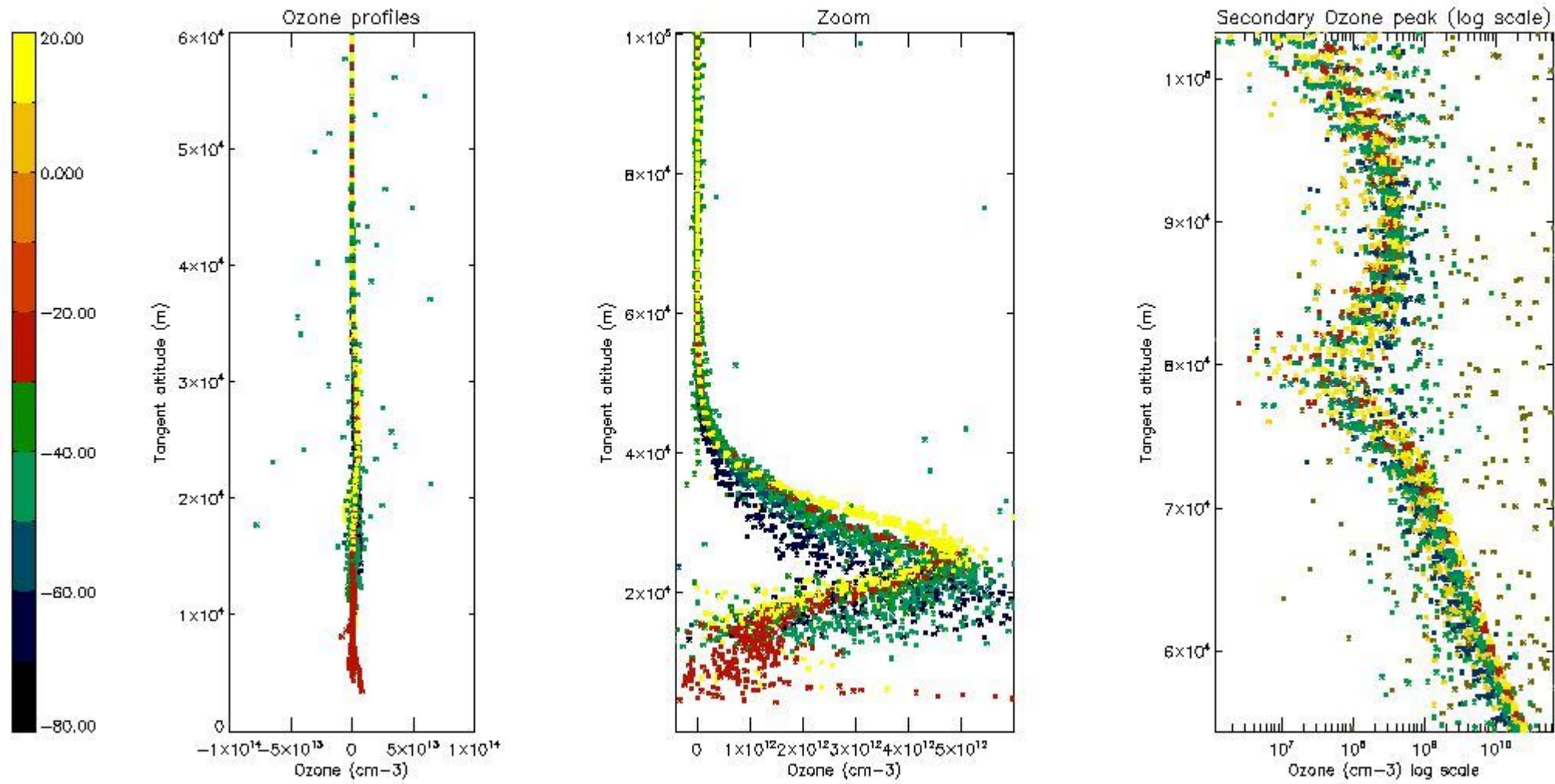
So, the table below shows the percentage of dark limb and valid observations for each criteria with respect to the overall valid daily observations.

Criteria	% of total production
All STD	37
STD < 20	19

STD < 10	14
STD < 5	9

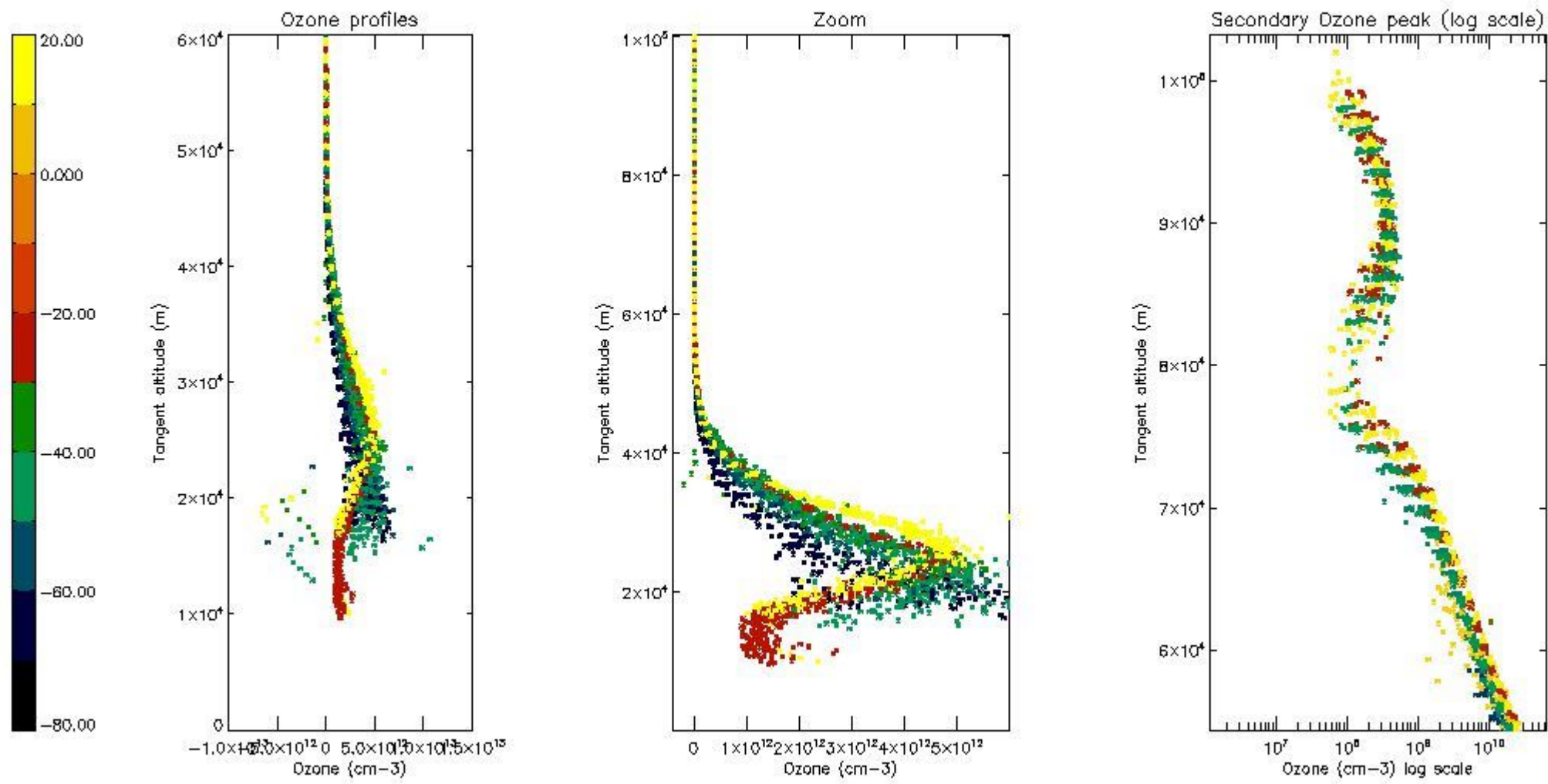
5.2 Plot ozone profiles for all STD (dark without errors)

The colorbar represents the latitude.



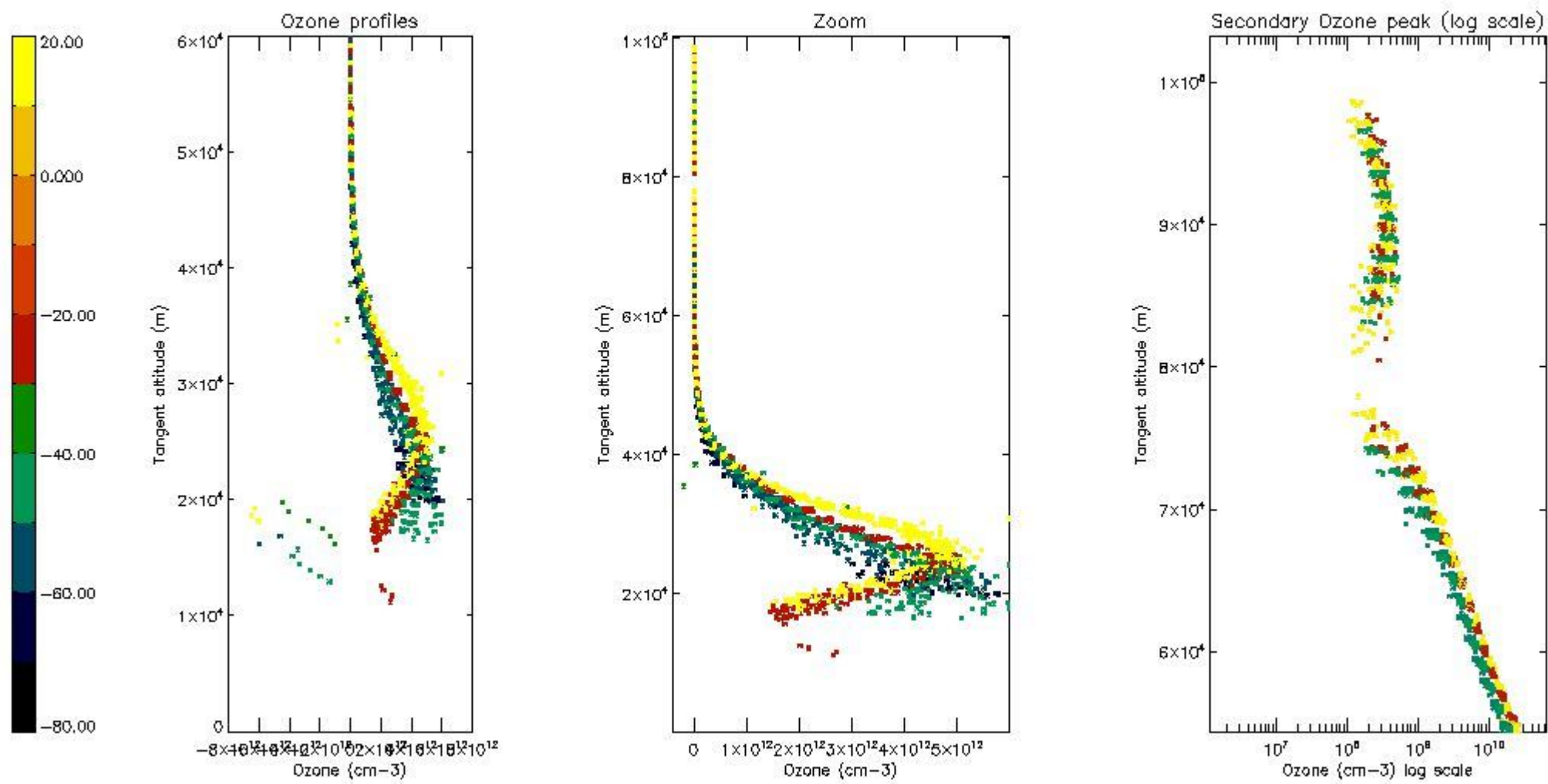
5.3 Plot ozone profiles where STD < 20% (dark without errors)

The colorbar represents the latitude.



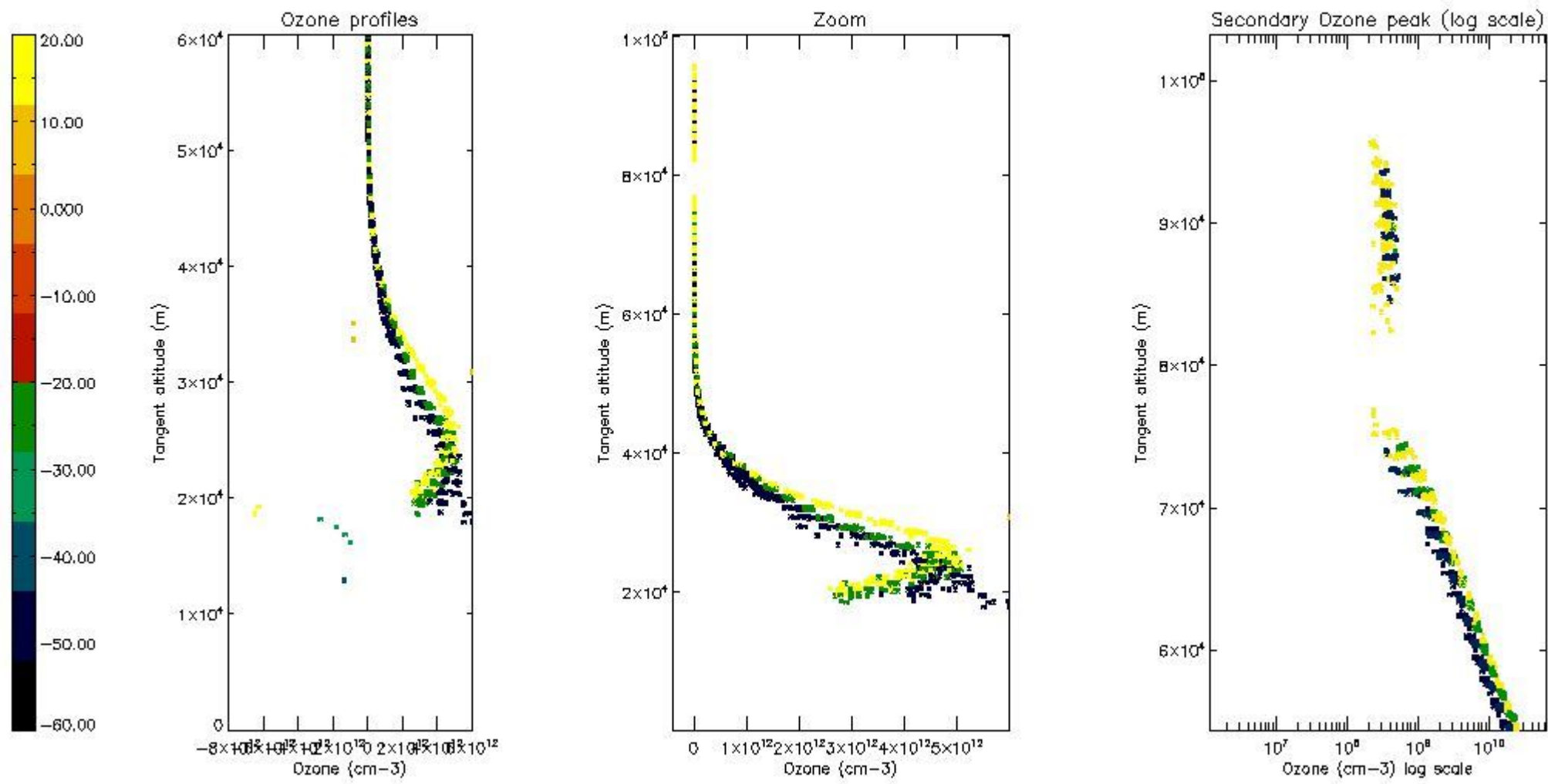
5.4 Plot ozone profiles where STD < 10% (dark without errors)

The colorbar represents the latitude.



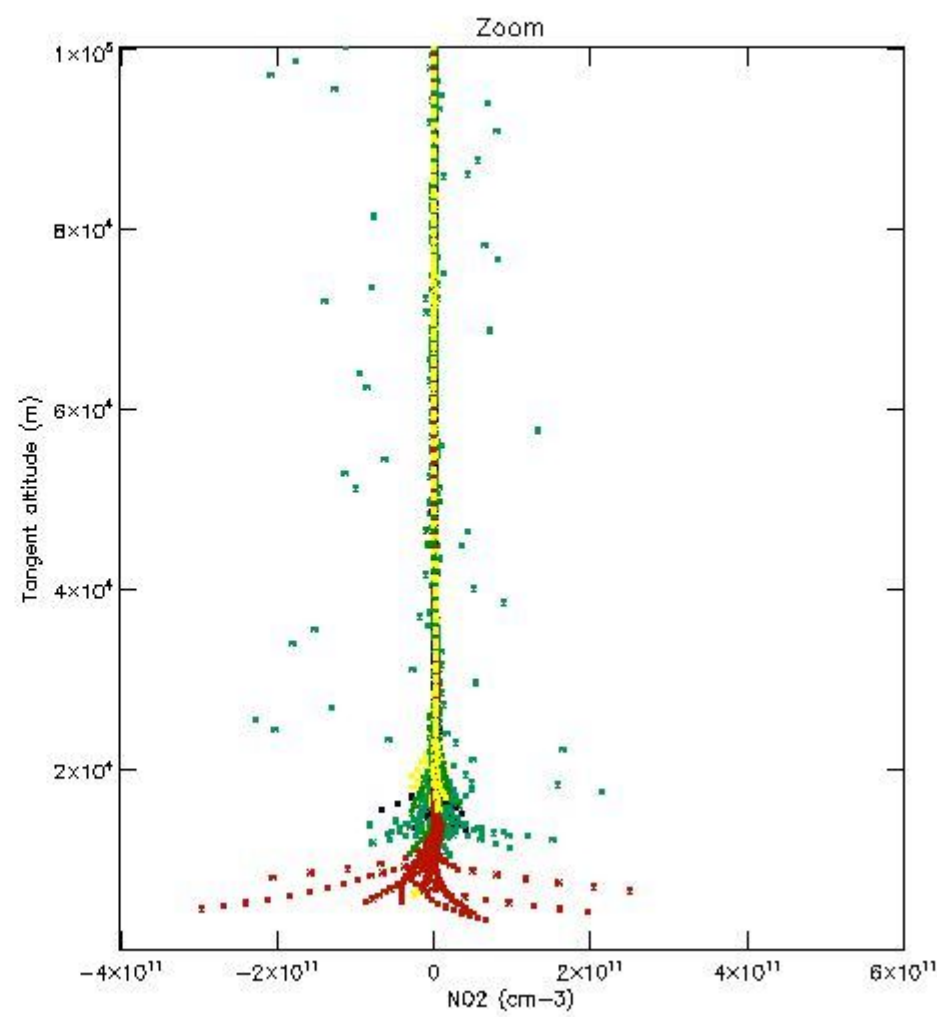
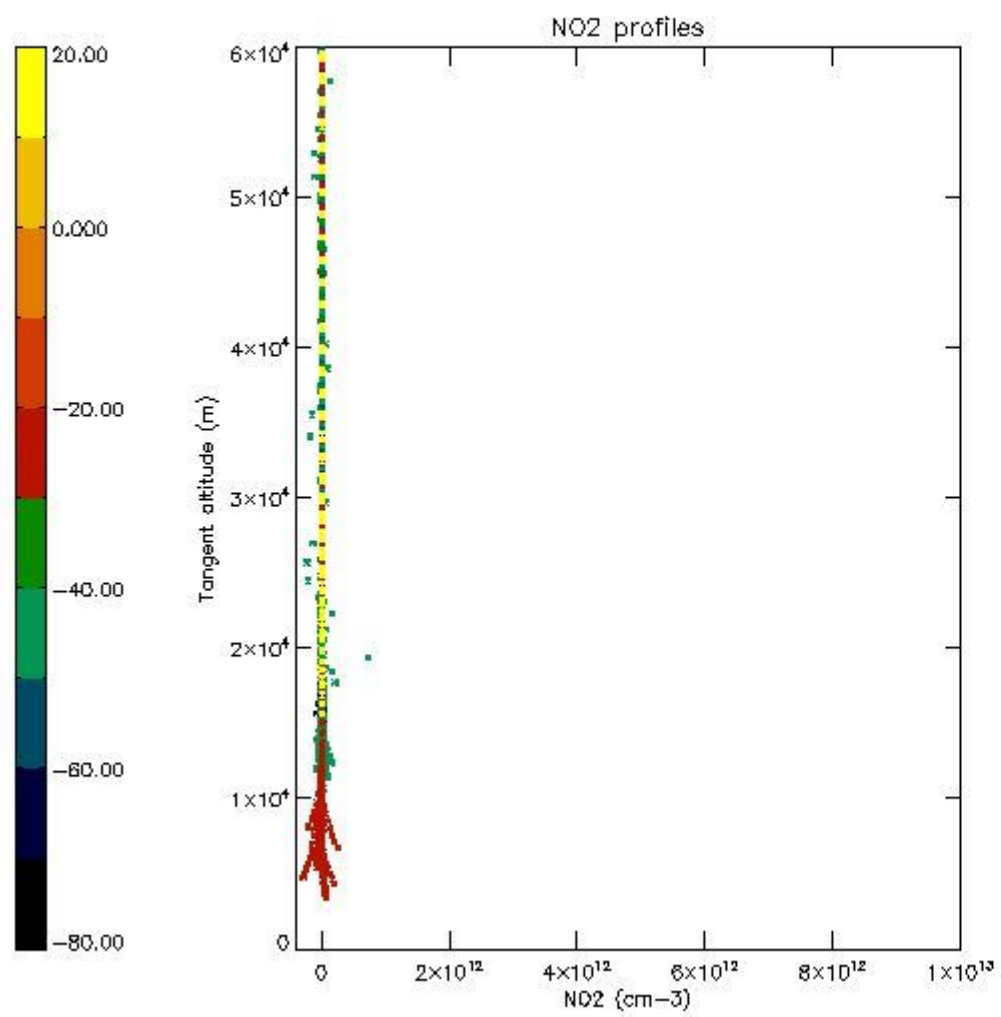
5.5 Plot ozone profiles where STD < 5% (dark without errors)

The colorbar represents the latitude.



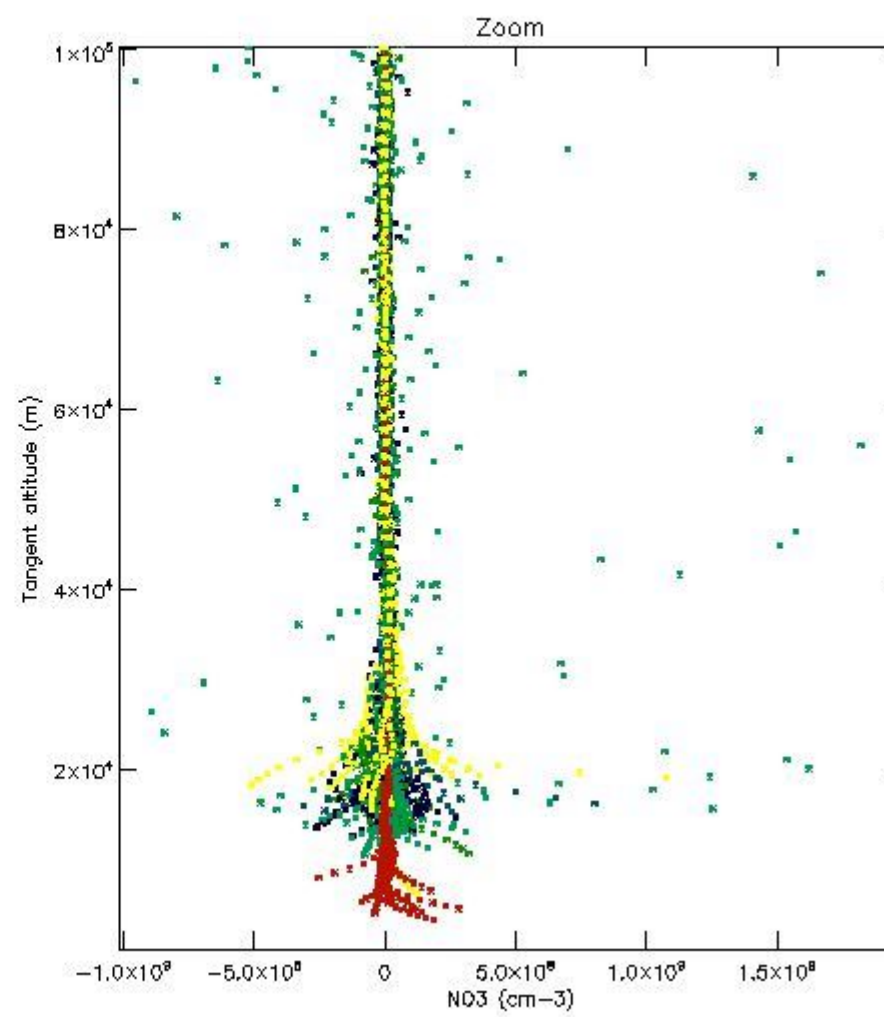
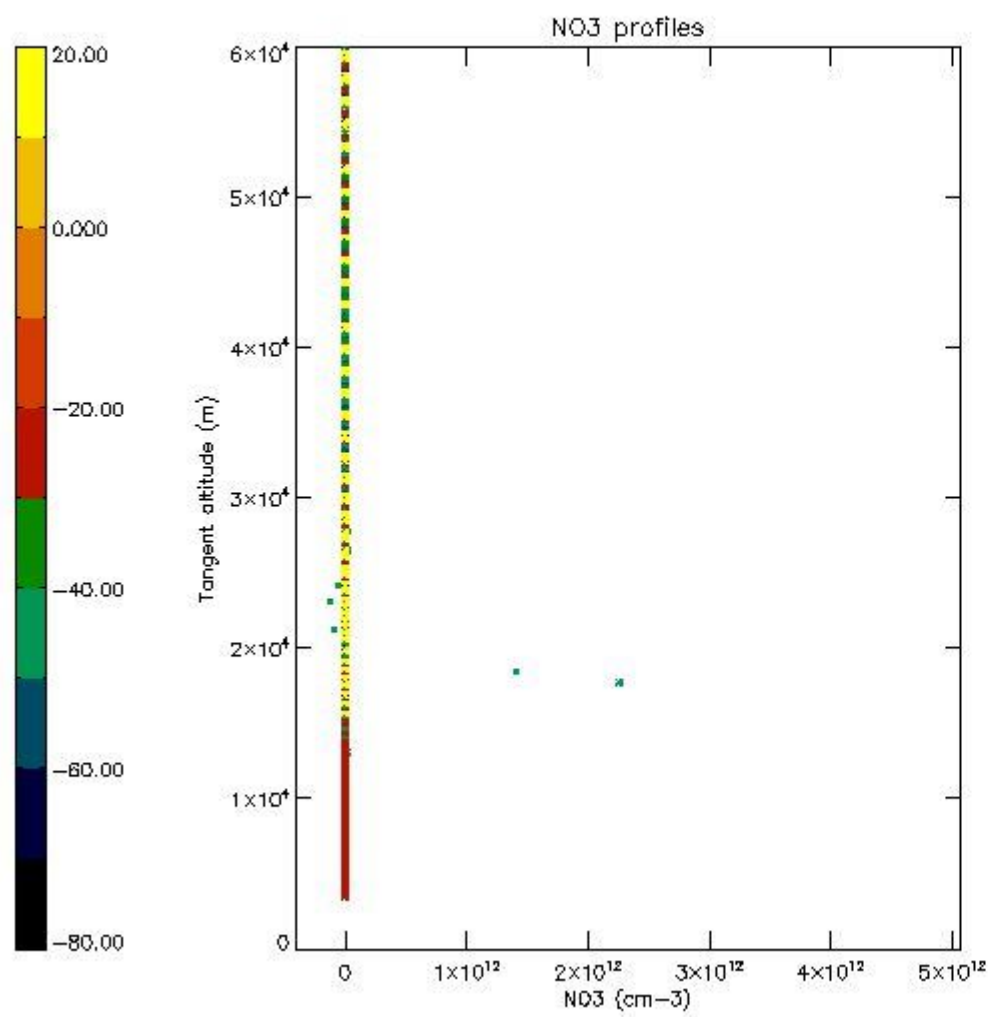
5.6 Plot NO₂ profiles for all STD (dark without errors)

The colorbar represents the latitude.



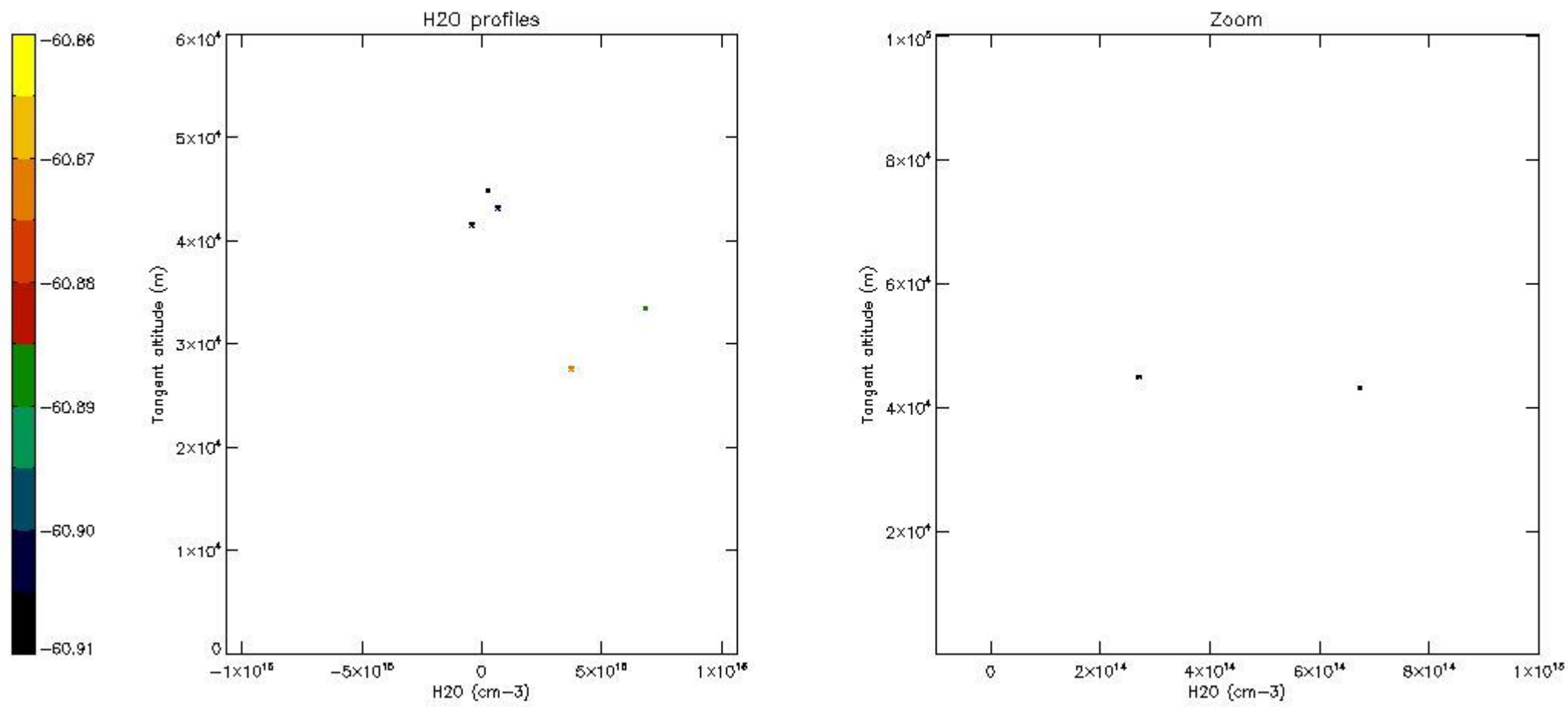
5.7 Plot NO3 profiles for all STD (dark without errors)

The colorbar represents the latitude.



5.8 Plot H₂O profiles for all STD (only for occultations of stars 1,2,3,4,13,14,16,26,63 dark without errors)

The colorbar represents the latitude.



6. Auxiliary Data Files used for the production reported in section 2

The number reported in the third column indicates since which file (see list in section 2) the corresponding auxiliary file has been used. The fourth column is the date of those product files.

Type	Auxiliary Filename	Used since product	Used since product date
INST_PHYS_CHARACTERISTICS	GOM_INS_AXVIEC20091111_143220_20030716_120000_20500101_000000	1	05-SEP-2006 00:01:18
LEVEL-2_PROC_CONFIG	GOM_PR2_AXVIEC20091111_152718_20020301_000000_20500101_000000	1	05-SEP-2006 00:01:18
CROSS_SECTIONS_FILE	GOM_CRS_AXVIEC20091111_154832_20020301_000000_20500101_000000	1	05-SEP-2006 00:01:18

GOMOS Level 2 Daily Report

SUMMARY

[1. General Info](#)

[2. Summary of processed GOM_NL_2P products](#)

[3. Level 2 Quality information per product](#)

[3.1 Plot of level 2 quality information per product \(time dependant\)](#)

[3.2 Plot of level 2 quality information per product \(world map\)](#)

[4. Level 1 Quality information per product \(stored on level 2 products\)](#)

[4.1 Plot of level 1 quality information per product \(time dependant\)](#)

[4.1.1 Plot of level 1 quality information per product \(time dependant\): ASCENDING](#)

[4.1.2 Plot of level 1 quality information per product \(time dependant\): DESCENDING](#)

[4.2 Plot of level 1 quality information per product \(world map\)](#)

[4.2.1 Plot of level 1 quality information per product \(world map\): ASCENDING](#)

[4.2.2 Plot of level 1 quality information per product \(world map\): DESCENDING](#)

[5. Ozone profiles based on quality statistics and other trace gas profiles](#)

[5.1 Ozone statistics based on quality of products](#)

[5.2 Plot ozone profiles for all STD \(dark without errors\)](#)

[5.3 Plot ozone profiles where STD < 20% \(dark without errors\)](#)

[5.4. Plot ozone profiles where STD < 10% \(dark without errors\)](#)

[5.5. Plot ozone profiles where STD < 5% \(dark without errors\)](#)

[5.6 Plot NO2 profiles for all STD \(dark without errors\)](#)

[5.7 Plot NO3 profiles for all STD \(dark without errors\)](#)

[5.8 Plot H2O profiles \(only for occultations of stars 1,2,3,4,13,14,16,26,63 dark without errors\) for all STD](#)

[6. Auxiliary Data Files used for the production reported in section 2](#)

This report presents the daily analysis on parameters extracted from GOMOS level 2 data (GOM_NL__2P). It is intended to monitor some important parameters that will impact the quality of these products. A list of level 2 products (and content) that have arrived during the reporting day to the PCF is also given.

Item	Value
Time of report generation	24APR2013 03:59:10
Data source version	GOMOS/6.01
Start time of products	05-09-2006 (05SEP2006 00:00:00)
Stop time of products	06-09-2006 (06SEP2006 00:00:00)
Store outputs in DB	Yes
Nb of level 2 prods	321
Nb of prods with errors	0

2. Summary of processed GOM_NL__2P products.

Nr	Filename	UTC Start time	Limb	Duration	Star Id	Star Name	Star Mag	Star Temp	Nb Meas	Orbit	Prod. error
1	GOM_NL__2PRFIN20060905_000118_000000392051_00002_23603_1756.N1	05-SEP-2006 00:01:18	Straylight	39.000	172	Gam Gru	3.0030	13100.	78	23603	No
2	GOM_NL__2PRFIN20060905_000236_000000472051_00002_23603_1757.N1	05-SEP-2006 00:02:36	Straylight	47.000	18	24Alp PsA	1.1660	9700.0	94	23603	No
3	GOM_NL__2PRFIN20060905_000719_000000392051_00002_23603_1758.N1	05-SEP-2006 00:07:19	Bright	39.000	142	49Del Cap	2.8500	8900.0	78	23603	No
4	GOM_NL__2PRFIN20060905_001025_000000372051_00002_23603_1759.N1	05-SEP-2006 00:10:25	Bright	36.500	154	22Bet Aqr	2.8990	5700.0	73	23603	No
5	GOM_NL__2PRFIN20060905_001148_000000382051_00002_23603_1760.N1	05-SEP-2006 00:11:48	Bright	37.500	162	34Alp Aqr	2.9440	5350.0	75	23603	No
6	GOM_NL__2PRFIN20060905_001447_000000382051_00002_23603_1761.N1	05-SEP-2006 00:14:47	Bright	37.500	61	8Eps Peg	2.1000	3900.0	75	23603	No
7	GOM_NL__2PRFIN20060905_002145_000000342051_00002_23603_1762.N1	05-SEP-2006 00:21:45	Bright	33.500	92	53Eps Cyg	2.5000	4500.0	67	23603	No
8	GOM_NL__2PRFIN20060905_002341_000000332051_00002_23603_1763.N1	05-SEP-2006 00:23:41	Bright	33.000	66	37Gam Cyg	2.2080	5900.0	66	23603	No
9	GOM_NL__2PRFIN20060905_002454_000000342051_00002_23603_1764.N1	05-SEP-2006 00:24:54	Bright	34.000	19	50Alp Cyg	1.2460	10500.	68	23603	No
10	GOM_NL__2PRFIN20060905_002944_000000362051_00002_23603_1765.N1	05-SEP-2006 00:29:44	Bright	36.000	89	5Alp Cep	2.4510	8000.0	72	23603	No
11	GOM_NL__2PRFIN20060905_003726_000000362051_00002_23603_1766.N1	05-SEP-2006 00:37:26	Bright	35.500	49	1Alp UMi	1.9900	6300.0	71	23603	No
12	GOM_NL__2PRFIN20060905_005432_000000332051_00002_23603_1767.N1	05-SEP-2006 00:54:32	Bright	33.000	24	66Alp Gem	1.5800	10200.	66	23603	No
13	GOM_NL__2PRFIN20060905_005536_000000402051_00002_23603_1768.N1	05-SEP-2006 00:55:36	Bright	40.000	17	78Bet Gem	1.1610	4500.0	80	23603	No
14	GOM_NL__2PRFIN20060905_010226_000000532051_00002_23603_1769.N1	05-SEP-2006 01:02:26	Twilight	53.000	8	10Alp CMi	0.40000	6500.0	106	23603	No
15	GOM_NL__2PRFIN20060905_011000_000000392051_00002_23603_1770.N1	05-SEP-2006 01:10:00	Dark	39.000	132	15Rho Pup	2.8030	6900.0	78	23603	No
16	GOM_NL__2PRFIN20060905_011302_000000422051_00002_23603_1771.N1	05-SEP-2006 01:13:02	Dark	42.000	23	21Eps CMa	1.5020	26000.	84	23603	No
17	GOM_NL__2PRFIN20060905_011430_000000402051_00002_23603_1772.N1	05-SEP-2006 01:14:30	Dark	40.000	117	Pi Pup	2.7060	3800.0	80	23603	No
18	GOM_NL__2PRFIN20060905_011831_000000402051_00002_23603_1773.N1	05-SEP-2006 01:18:31	Dark	40.000	161	Tau Pup	2.9310	4500.0	80	23603	No
19	GOM_NL__2PRFIN20060905_011943_000000482051_00002_23603_1774.N1	05-SEP-2006 01:19:43	Dark	47.500	2	Alp Car	-0.73600	7000.0	95	23603	No
20	GOM_NL__2PRFIN20060905_013006_000000412051_00003_23604_1752.N1	05-SEP-2006 01:30:06	Dark	40.500	143	Alp Hyi	2.8570	7200.0	81	23604	No
21	GOM_NL__2PRFIN20060905_013125_000000442051_00003_23604_1753.N1	05-SEP-2006 01:31:25	Dark	44.000	9	Alp Eri	0.45300	24000.	88	23604	No
22	GOM_NL__2PRFIN20060905_013525_000000382051_00003_23604_1754.N1	05-SEP-2006 01:35:25	Straylight	37.500	148	Alp Tuc	2.8780	4100.0	75	23604	No
23	GOM_NL__2PRFIN20060905_013906_000000422051_00003_23604_1755.N1	05-SEP-2006 01:39:06	Straylight	41.500	31	Alp Gru	1.7340	15200.	83	23604	No
24	GOM_NL__2PRFIN20060905_014154_000000372051_00003_23604_1756.N1	05-SEP-2006 01:41:54	Straylight	37.000	172	Gam Gru	3.0030	13100.	74	23604	No
25	GOM_NL__2PRFIN20060905_014312_000000462051_00003_23604_1757.N1	05-SEP-2006 01:43:12	Straylight	46.000	18	24Alp PsA	1.1660	9700.0	92	23604	No
26	GOM_NL__2PRFIN20060905_014755_000000412051_00003_23604_1758.N1	05-SEP-2006 01:47:55	Bright	40.500	142	49Del Cap	2.8500	8900.0	81	23604	No
27	GOM_NL__2PRFIN20060905_015101_000000382051_00003_23604_1759.N1	05-SEP-2006 01:51:01	Bright	37.500	154	22Bet Aqr	2.8990	5700.0	75	23604	No
28	GOM_NL__2PRFIN20060905_015224_000000382051_00003_23604_1760.N1	05-SEP-2006 01:52:24	Bright	37.500	162	34Alp Aqr	2.9440	5350.0	75	23604	No
29	GOM_NL__2PRFIN20060905_015523_000000382051_00003_23604_1761.N1	05-SEP-2006 01:55:23	Bright	37.500	61	8Eps Peg	2.1000	3900.0	75	23604	No
30	GOM_NL__2PRFIN20060905_020221_000000372051_00003_23604_1762.N1	05-SEP-2006 02:02:21	Bright	37.000	92	53Eps Cyg	2.5000	4500.0	74	23604	No
31	GOM_NL__2PRFIN20060905_020417_000000372051_00003_23604_1763.N1	05-SEP-2006 02:04:17	Bright	36.500	66	37Gam Cyg	2.2080	5900.0	73	23604	No
32	GOM_NL__2PRFIN20060905_020530_000000382051_00003_23604_1764.N1	05-SEP-2006 02:05:30	Bright	37.500	19	50Alp Cyg	1.2460	10500.	75	23604	No
33	GOM_NL__2PRFIN20060905_021020_000000332051_00003_23604_1765.N1	05-SEP-2006 02:10:20	Bright	33.000	89	5Alp Cep	2.4510	8000.0	66	23604	No
34	GOM_NL__2PRFIN20060905_021802_000000352051_00003_23604_1766.N1	05-SEP-2006 02:18:02	Bright	35.000	49	1Alp UMi	1.9900	6300.0	70	23604	No
35	GOM_NL__2PRFIN20060905_023613_000000392051_00003_23604_1767.N1	05-SEP-2006 02:36:13	Bright	39.000	17	78Bet Gem	1.1610	4500.0	78	23604	No
36	GOM_NL__2PRFIN20060905_024302_000000522051_00003_23604_1768.N1	05-SEP-2006 02:43:02	Twilight	51.500	8	10Alp CMi	0.40000	6500.0	103	23604	No
37	GOM_NL__2PRFIN20060905_025036_000000392051_00003_23604_1769.N1	05-SEP-2006 02:50:36	Dark	39.000	132	15Rho Pup	2.8030	6900.0	78	23604	No
38	GOM_NL__2PRFIN20060905_025338_000000452051_00003_23604_1770.N1	05-SEP-2006 02:53:38	Dark	45.000	23	21Eps CMa	1.5020	26000.	90	23604	No
39	GOM_NL__2PRFIN20060905_025506_000000432051_00003_23604_1771.N1	05-SEP-2006 02:55:06	Dark	42.500	117	Pi Pup	2.7060	3800.0	85	23604	No
40	GOM_NL__2PRFIN20060905_025907_000000392051_00003_23604_1772.N1	05-SEP-2006 02:59:07	Dark	38.500	161	Tau Pup	2.9310	4500.0	77	23604	No
41	GOM_NL__2PRFIN20060905_030019_000000442051_00003_23604_1773.N1	05-SEP-2006 03:00:19	Dark	43.500	2	Alp Car	-0.73600	7000.0	87	23604	No
42	GOM_NL__2PRFIN20060905_031042_000000402051_00004_23605_1752.N1	05-SEP-2006 03:10:42	Dark	39.500	143	Alp Hyi	2.8570	7200.0	79	23605	No

43	GOM_NL__2PRFIN20060905_031202_000000462051_00004_23605_1753.N1	05-SEP-2006 03:12:02	Dark	46.000	9	Alp Eri	0.45300	24000.	92	23605	No
44	GOM_NL__2PRFIN20060905_031601_000000412051_00004_23605_1754.N1	05-SEP-2006 03:16:01	Straylight	41.000	148	Alp Tuc	2.8780	4100.0	82	23605	No
45	GOM_NL__2PRFIN20060905_031942_000000402051_00004_23605_1755.N1	05-SEP-2006 03:19:42	Straylight	39.500	31	Alp Gru	1.7340	15200.	79	23605	No
46	GOM_NL__2PRFIN20060905_032231_000000372051_00004_23605_1756.N1	05-SEP-2006 03:22:31	Straylight	37.000	172	Gam Gru	3.0030	13100.	74	23605	No
47	GOM_NL__2PRFIN20060905_032349_000000482051_00004_23605_1757.N1	05-SEP-2006 03:23:49	Straylight	47.500	18	24Alp PsA	1.1660	9700.0	95	23605	No
48	GOM_NL__2PRFIN20060905_032831_000000402051_00004_23605_1758.N1	05-SEP-2006 03:28:31	Bright	39.500	142	49Del Cap	2.8500	8900.0	79	23605	No
49	GOM_NL__2PRFIN20060905_033137_000000382051_00004_23605_1759.N1	05-SEP-2006 03:31:37	Bright	38.000	154	22Bet Aqr	2.8990	5700.0	76	23605	No
50	GOM_NL__2PRFIN20060905_033300_000000392051_00004_23605_1760.N1	05-SEP-2006 03:33:00	Bright	39.000	162	34Alp Aqr	2.9440	5350.0	78	23605	No
51	GOM_NL__2PRFIN20060905_033559_000000382051_00004_23605_1761.N1	05-SEP-2006 03:35:59	Bright	37.500	61	8Eps Peg	2.1000	3900.0	75	23605	No
52	GOM_NL__2PRFIN20060905_034257_000000362051_00004_23605_1762.N1	05-SEP-2006 03:42:57	Bright	35.500	92	53Eps Cyg	2.5000	4500.0	71	23605	No
53	GOM_NL__2PRFIN20060905_034454_000000362051_00004_23605_1763.N1	05-SEP-2006 03:44:54	Bright	36.000	66	37Gam Cyg	2.2080	5900.0	72	23605	No
54	GOM_NL__2PRFIN20060905_034606_000000382051_00004_23605_1764.N1	05-SEP-2006 03:46:06	Bright	37.500	19	50Alp Cyg	1.2460	10500.	75	23605	No
55	GOM_NL__2PRFIN20060905_035056_000000362051_00004_23605_1765.N1	05-SEP-2006 03:50:56	Bright	36.000	89	5Alp Cep	2.4510	8000.0	72	23605	No
56	GOM_NL__2PRFIN20060905_035838_000000322051_00004_23605_1766.N1	05-SEP-2006 03:58:38	Bright	32.000	49	1Alp UMi	1.9900	6300.0	64	23605	No
57	GOM_NL__2PRFIN20060905_041649_000000402051_00004_23605_1767.N1	05-SEP-2006 04:16:49	Bright	40.000	17	78Bet Gem	1.1610	4500.0	80	23605	No
58	GOM_NL__2PRFIN20060905_042338_000000412051_00004_23605_1768.N1	05-SEP-2006 04:23:38	Twilight	41.000	8	10Alp CMi	0.40000	6500.0	82	23605	No
59	GOM_NL__2PRFIN20060905_043112_000000402051_00004_23605_1769.N1	05-SEP-2006 04:31:12	Dark	40.000	132	15Rho Pup	2.8030	6900.0	80	23605	No
60	GOM_NL__2PRFIN20060905_043247_000000412051_00004_23605_1770.N1	05-SEP-2006 04:32:47	Dark	40.500	179	24Omi2CMa	3.0320	24000.	81	23605	No
61	GOM_NL__2PRFIN20060905_043415_000000422051_00004_23605_1771.N1	05-SEP-2006 04:34:15	Dark	41.500	23	21Eps CMa	1.5020	26000.	83	23605	No
62	GOM_NL__2PRFIN20060905_043543_000000442051_00004_23605_1772.N1	05-SEP-2006 04:35:43	Dark	44.000	117	Pi Pup	2.7060	3800.0	88	23605	No
63	GOM_NL__2PRFIN20060905_043944_000000392051_00004_23605_1773.N1	05-SEP-2006 04:39:44	Dark	39.000	161	Tau Pup	2.9310	4500.0	78	23605	No
64	GOM_NL__2PRFIN20060905_044055_000000462051_00004_23605_1774.N1	05-SEP-2006 04:40:55	Dark	46.000	2	Alp Car	-0.73600	7000.0	92	23605	No
65	GOM_NL__2PRFIN20060905_045118_000000412051_00005_23606_1752.N1	05-SEP-2006 04:51:18	Dark	41.000	143	Alp Hyi	2.8570	7200.0	82	23606	No
66	GOM_NL__2PRFIN20060905_045238_000000452051_00005_23606_1753.N1	05-SEP-2006 04:52:38	Dark	44.500	9	Alp Eri	0.45300	24000.	89	23606	No
67	GOM_NL__2PRFIN20060905_045637_000000382051_00005_23606_1754.N1	05-SEP-2006 04:56:37	Straylight	38.000	148	Alp Tuc	2.8780	4100.0	76	23606	No
68	GOM_NL__2PRFIN20060905_050018_000000402051_00005_23606_1755.N1	05-SEP-2006 05:00:18	Straylight	39.500	31	Alp Gru	1.7340	15200.	79	23606	No
69	GOM_NL__2PRFIN20060905_050307_000000382051_00005_23606_1756.N1	05-SEP-2006 05:03:07	Straylight	38.000	172	Gam Gru	3.0030	13100.	76	23606	No
70	GOM_NL__2PRFIN20060905_050425_000000462051_00005_23606_1757.N1	05-SEP-2006 05:04:25	Straylight	45.500	18	24Alp PsA	1.1660	9700.0	91	23606	No
71	GOM_NL__2PRFIN20060905_050907_000000412051_00005_23606_1758.N1	05-SEP-2006 05:09:07	Bright	40.500	142	49Del Cap	2.8500	8900.0	81	23606	No
72	GOM_NL__2PRFIN20060905_051214_000000372051_00005_23606_1759.N1	05-SEP-2006 05:12:14	Bright	36.500	154	22Bet Aqr	2.8990	5700.0	73	23606	No
73	GOM_NL__2PRFIN20060905_051335_000000392051_00005_23606_1760.N1	05-SEP-2006 05:13:35	Bright	39.000	162	34Alp Aqr	2.9440	5350.0	78	23606	No
74	GOM_NL__2PRFIN20060905_051635_000000392051_00005_23606_1761.N1	05-SEP-2006 05:16:35	Bright	38.500	61	8Eps Peg	2.1000	3900.0	77	23606	No
75	GOM_NL__2PRFIN20060905_052333_000000352051_00005_23606_1762.N1	05-SEP-2006 05:23:33	Bright	35.000	92	53Eps Cyg	2.5000	4500.0	70	23606	No
76	GOM_NL__2PRFIN20060905_052530_000000382051_00005_23606_1763.N1	05-SEP-2006 05:25:30	Bright	38.000	66	37Gam Cyg	2.2080	5900.0	76	23606	No
77	GOM_NL__2PRFIN20060905_052642_000000372051_00005_23606_1764.N1	05-SEP-2006 05:26:42	Bright	37.000	19	50Alp Cyg	1.2460	10500.	74	23606	No
78	GOM_NL__2PRFIN20060905_053132_000000372051_00005_23606_1765.N1	05-SEP-2006 05:31:32	Bright	37.000	89	5Alp Cep	2.4510	8000.0	74	23606	No
79	GOM_NL__2PRFIN20060905_053914_000000342051_00005_23606_1766.N1	05-SEP-2006 05:39:14	Bright	33.500	49	1Alp UMi	1.9900	6300.0	67	23606	No
80	GOM_NL__2PRFIN20060905_055725_000000552051_00005_23606_1767.N1	05-SEP-2006 05:57:25	Bright	55.000	17	78Bet Gem	1.1610	4500.0	110	23606	No
81	GOM_NL__2PRFIN20060905_060415_000000472051_00005_23606_1768.N1	05-SEP-2006 06:04:15	Twilight	46.500	8	10Alp CMi	0.40000	6500.0	93	23606	No
82	GOM_NL__2PRFIN20060905_061148_000000412051_00005_23606_1769.N1	05-SEP-2006 06:11:48	Dark	41.000	132	15Rho Pup	2.8030	6900.0	82	23606	No
83	GOM_NL__2PRFIN20060905_061323_000000432051_00005_23606_1770.N1	05-SEP-2006 06:13:23	Dark	43.000	179	24Omi2CMa	3.0320	24000.	86	23606	No
84	GOM_NL__2PRFIN20060905_061452_000000422051_00005_23606_1771.N1	05-SEP-2006 06:14:52	Dark	41.500	23	21Eps CMa	1.5020	26000.	83	23606	No
85	GOM_NL__2PRFIN20060905_061619_000000442051_00005_23606_1772.N1	05-SEP-2006 06:16:19	Dark	44.000	117	Pi Pup	2.7060	3800.0	88	23606	No
86	GOM_NL__2PRFIN20060905_062020_000000412051_00005_23606_1773.N1	05-SEP-2006 06:20:20	Dark	40.500	161	Tau Pup	2.9310	4500.0	81	23606	No
87	GOM_NL__2PRFIN20060905_062132_000000452051_00005_23606_1774.N1	05-SEP-2006 06:21:32	Dark	45.000	2	Alp Car	-0.73600	7000.0	90	23606	No
88	GOM_NL__2PRFIN20060905_063155_000000402051_00006_23607_1752.N1	05-SEP-2006 06:31:55	Dark	40.000	143	Alp Hyi	2.8570	7200.0	80	23607	No
89	GOM_NL__2PRFIN20060905_063315_000000472051_00006_23607_1753.N1	05-SEP-2006 06:33:15	Dark	46.500	9	Alp Eri	0.45300	24000.	93	23607	No
90	GOM_NL__2PRFIN20060905_063714_000000382051_00006_23607_1754.N1	05-SEP-2006 06:37:14	Straylight	38.000	148	Alp Tuc	2.8780	4100.0	76	23607	No
91	GOM_NL__2PRFIN20060905_064054_000000382051_00006_23607_1755.N1	05-SEP-2006 06:40:54	Straylight	37.500	31	Alp Gru	1.7340	15200.	75	23607	No
92	GOM_NL__2PRFIN20060905_064343_000000392051_00006_23607_1756.N1	05-SEP-2006 06:43:43	Straylight	38.500	172	Gam Gru	3.0030	13100.	77	23607	No
93	GOM_NL__2PRFIN20060905_064501_000000452051_00006_23607_1757.N1	05-SEP-2006 06:45:01	Straylight	44.500	18	24Alp PsA	1.1660	9700.0	89	23607	No
94	GOM_NL__2PRFIN20060905_064944_000000382051_00006_23607_1758.N1	05-SEP-2006 06:49:44	Bright	37.500	142	49Del Cap	2.8500	8900.0	75	23607	No
95	GOM_NL__2PRFIN20060905_065249_000000382051_00006_23607_1759.N1	05-SEP-2006 06:52:49	Bright	37.500	154	22Bet Aqr	2.8990	5700.0	75	23607	No
96	GOM_NL__2PRFIN20060905_065411_000000392051_00006_23607_1760.N1	05-SEP-2006 06:54:11	Bright	39.000	162	34Alp Aqr	2.9440	5350.0	78	23607	No
97	GOM_NL__2PRFIN20060905_065710_000000382051_00006_23607_1761.N1	05-SEP-2006 06:57:10	Bright	38.000	61	8Eps Peg	2.1000	3900.0	76	23607	No
98	GOM_NL__2PRFIN20060905_070409_000000382051_00006_23607_1762.N1	05-SEP-2006 07:04:09	Bright	37.500	92	53Eps Cyg	2.5000	4500.0	75	23607	No
99	GOM_NL__2PRFIN20060905_070606_000000382051_00006_23607_1763.N1	05-SEP-2006 07:06:06	Bright	37.500	66	37Gam Cyg	2.2080	5900.0	75	23607	No
100	GOM_NL__2PRFIN20060905_070718_000000372051_00006_23607_1764.N1	05-SEP-2006 07:07:18	Bright	37.000	19	50Alp Cyg	1.2460	10500.	74	23607	No
101	GOM_NL__2PRFIN20060905_071208_000000352051_00006_23607_1765.N1	05-SEP-2006 07:12:08	Bright	34.500	89	5Alp Cep	2.4510	8000.0	69	23607	No

102	GOM_NL__2PRFIN20060905_071950_000000362051_00006_23607_1766.N1	05-SEP-2006 07:19:50	Bright	35.500	49	1Alp UMi	1.9900	6300.0	71	23607	No
103	GOM_NL__2PRFIN20060905_073801_000000392051_00006_23607_1767.N1	05-SEP-2006 07:38:01	Bright	38.500	17	78Bet Gem	1.1610	4500.0	77	23607	No
104	GOM_NL__2PRFIN20060905_074451_000000402051_00006_23607_1768.N1	05-SEP-2006 07:44:51	Twilight	40.000	8	10Alp CMi	0.40000	6500.0	80	23607	No
105	GOM_NL__2PRFIN20060905_075224_000000422051_00006_23607_1769.N1	05-SEP-2006 07:52:24	Dark	41.500	132	15Rho Pup	2.8030	6900.0	83	23607	No
106	GOM_NL__2PRFIN20060905_075400_000000442051_00006_23607_1770.N1	05-SEP-2006 07:54:00	Dark	43.500	179	24Omi2CMa	3.0320	24000.	87	23607	No
107	GOM_NL__2PRFIN20060905_075528_000000452051_00006_23607_1771.N1	05-SEP-2006 07:55:28	Dark	45.000	23	21Eps CMa	1.5020	26000.	90	23607	No
108	GOM_NL__2PRFIN20060905_075656_000000432051_00006_23607_1772.N1	05-SEP-2006 07:56:56	Dark	43.000	117	Pi Pup	2.7060	3800.0	86	23607	No
109	GOM_NL__2PRFIN20060905_080057_000000402051_00006_23607_1773.N1	05-SEP-2006 08:00:57	Dark	40.000	161	Tau Pup	2.9310	4500.0	80	23607	No
110	GOM_NL__2PRFIN20060905_080208_000000462051_00006_23607_1774.N1	05-SEP-2006 08:02:08	Dark	45.500	2	Alp Car	-0.73600	7000.0	91	23607	No
111	GOM_NL__2PRFIN20060905_081232_000000402051_00007_23608_1772.N1	05-SEP-2006 08:12:32	Dark	40.000	143	Alp Hyi	2.8570	7200.0	80	23608	No
112	GOM_NL__2PRFIN20060905_081352_000000542051_00007_23608_1773.N1	05-SEP-2006 08:13:52	Dark	53.500	9	Alp Eri	0.45300	24000.	107	23608	No
113	GOM_NL__2PRFIN20060905_082131_000000412051_00007_23608_1774.N1	05-SEP-2006 08:21:31	Straylight	40.500	31	Alp Gru	1.7340	15200.	81	23608	No
114	GOM_NL__2PRFIN20060905_082419_000000392051_00007_23608_1775.N1	05-SEP-2006 08:24:19	Straylight	38.500	172	Gam Gru	3.0030	13100.	77	23608	No
115	GOM_NL__2PRFIN20060905_082537_000000472051_00007_23608_1776.N1	05-SEP-2006 08:25:37	Straylight	47.000	18	24Alp PsA	1.1660	9700.0	94	23608	No
116	GOM_NL__2PRFIN20060905_083020_000000392051_00007_23608_1777.N1	05-SEP-2006 08:30:20	Bright	38.500	142	49Del Cap	2.8500	8900.0	77	23608	No
117	GOM_NL__2PRFIN20060905_083326_000000372051_00007_23608_1778.N1	05-SEP-2006 08:33:26	Bright	37.000	154	22Bet Aqr	2.8990	5700.0	74	23608	No
118	GOM_NL__2PRFIN20060905_083447_000000392051_00007_23608_1779.N1	05-SEP-2006 08:34:47	Bright	39.000	162	34Alp Aqr	2.9440	5350.0	78	23608	No
119	GOM_NL__2PRFIN20060905_083746_000000392051_00007_23608_1780.N1	05-SEP-2006 08:37:46	Bright	38.500	61	8Eps Peg	2.1000	3900.0	77	23608	No
120	GOM_NL__2PRFIN20060905_084445_000000352051_00007_23608_1781.N1	05-SEP-2006 08:44:45	Bright	34.500	92	53Eps Cyg	2.5000	4500.0	69	23608	No
121	GOM_NL__2PRFIN20060905_084642_000000362051_00007_23608_1782.N1	05-SEP-2006 08:46:42	Bright	36.000	66	37Gam Cyg	2.2080	5900.0	72	23608	No
122	GOM_NL__2PRFIN20060905_084755_000000382051_00007_23608_1783.N1	05-SEP-2006 08:47:55	Bright	38.000	19	50Alp Cyg	1.2460	10500.	76	23608	No
123	GOM_NL__2PRFIN20060905_085243_000000362051_00007_23608_1784.N1	05-SEP-2006 08:52:43	Bright	35.500	89	5Alp Cep	2.4510	8000.0	71	23608	No
124	GOM_NL__2PRFIN20060905_090026_000000342051_00007_23608_1785.N1	05-SEP-2006 09:00:26	Bright	33.500	49	1Alp UMi	1.9900	6300.0	67	23608	No
125	GOM_NL__2PRFIN20060905_091837_000000402051_00007_23608_1786.N1	05-SEP-2006 09:18:37	Bright	40.000	17	78Bet Gem	1.1610	4500.0	80	23608	No
126	GOM_NL__2PRFIN20060905_092527_000000492051_00007_23608_1787.N1	05-SEP-2006 09:25:27	Twilight	49.000	8	10Alp CMi	0.40000	6500.0	98	23608	No
127	GOM_NL__2PRFIN20060905_093301_000000412051_00007_23608_1788.N1	05-SEP-2006 09:33:01	Dark	41.000	132	15Rho Pup	2.8030	6900.0	82	23608	No
128	GOM_NL__2PRFIN20060905_093436_000000422051_00007_23608_1789.N1	05-SEP-2006 09:34:36	Dark	42.000	179	24Omi2CMa	3.0320	24000.	84	23608	No
129	GOM_NL__2PRFIN20060905_093605_000000452051_00007_23608_1790.N1	05-SEP-2006 09:36:05	Dark	44.500	23	21Eps CMa	1.5020	26000.	89	23608	No
130	GOM_NL__2PRFIN20060905_093732_000000442051_00007_23608_1791.N1	05-SEP-2006 09:37:32	Dark	43.500	117	Pi Pup	2.7060	3800.0	87	23608	No
131	GOM_NL__2PRFIN20060905_094133_000000422051_00007_23608_1792.N1	05-SEP-2006 09:41:33	Dark	41.500	161	Tau Pup	2.9310	4500.0	83	23608	No
132	GOM_NL__2PRFIN20060905_094245_000000502051_00007_23608_1793.N1	05-SEP-2006 09:42:45	Dark	50.000	2	Alp Car	-0.73600	7000.0	100	23608	No
133	GOM_NL__2PRFIN20060905_095308_000000392051_00008_23609_1772.N1	05-SEP-2006 09:53:08	Dark	38.500	143	Alp Hyi	2.8570	7200.0	77	23609	No
134	GOM_NL__2PRFIN20060905_095428_000000452051_00008_23609_1773.N1	05-SEP-2006 09:54:28	Dark	45.000	9	Alp Eri	0.45300	24000.	90	23609	No
135	GOM_NL__2PRFIN20060905_100207_000000412051_00008_23609_1774.N1	05-SEP-2006 10:02:07	Straylight	40.500	31	Alp Gru	1.7340	15200.	81	23609	No
136	GOM_NL__2PRFIN20060905_100455_000000382051_00008_23609_1775.N1	05-SEP-2006 10:04:55	Straylight	38.000	172	Gam Gru	3.0030	13100.	76	23609	No
137	GOM_NL__2PRFIN20060905_100613_000000462051_00008_23609_1776.N1	05-SEP-2006 10:06:13	Straylight	45.500	18	24Alp PsA	1.1660	9700.0	91	23609	No
138	GOM_NL__2PRFIN20060905_101056_000000392051_00008_23609_1777.N1	05-SEP-2006 10:10:56	Bright	38.500	142	49Del Cap	2.8500	8900.0	77	23609	No
139	GOM_NL__2PRFIN20060905_101402_000000372051_00008_23609_1778.N1	05-SEP-2006 10:14:02	Bright	36.500	154	22Bet Aqr	2.8990	5700.0	73	23609	No
140	GOM_NL__2PRFIN20060905_101523_000000392051_00008_23609_1779.N1	05-SEP-2006 10:15:23	Bright	39.000	162	34Alp Aqr	2.9440	5350.0	78	23609	No
141	GOM_NL__2PRFIN20060905_101822_000000392051_00008_23609_1780.N1	05-SEP-2006 10:18:22	Bright	39.000	61	8Eps Peg	2.1000	3900.0	78	23609	No
142	GOM_NL__2PRFIN20060905_102521_000000352051_00008_23609_1781.N1	05-SEP-2006 10:25:21	Bright	35.000	92	53Eps Cyg	2.5000	4500.0	70	23609	No
143	GOM_NL__2PRFIN20060905_102718_000000362051_00008_23609_1782.N1	05-SEP-2006 10:27:18	Bright	36.000	66	37Gam Cyg	2.2080	5900.0	72	23609	No
144	GOM_NL__2PRFIN20060905_102830_000000372051_00008_23609_1783.N1	05-SEP-2006 10:28:30	Bright	37.000	19	50Alp Cyg	1.2460	10500.	74	23609	No
145	GOM_NL__2PRFIN20060905_103319_000000362051_00008_23609_1784.N1	05-SEP-2006 10:33:19	Bright	36.000	89	5Alp Cep	2.4510	8000.0	72	23609	No
146	GOM_NL__2PRFIN20060905_104101_000000362051_00008_23609_1785.N1	05-SEP-2006 10:41:01	Bright	36.000	49	1Alp UMi	1.9900	6300.0	72	23609	No
147	GOM_NL__2PRFIN20060905_105913_000000402051_00008_23609_1786.N1	05-SEP-2006 10:59:13	Bright	39.500	17	78Bet Gem	1.1610	4500.0	79	23609	No
148	GOM_NL__2PRFIN20060905_110603_000000562051_00008_23609_1787.N1	05-SEP-2006 11:06:03	Twilight	56.000	8	10Alp CMi	0.40000	6500.0	112	23609	No
149	GOM_NL__2PRFIN20060905_111337_000000402051_00008_23609_1788.N1	05-SEP-2006 11:13:37	Dark	40.000	132	15Rho Pup	2.8030	6900.0	80	23609	No
150	GOM_NL__2PRFIN20060905_111513_000000402051_00008_23609_1789.N1	05-SEP-2006 11:15:13	Dark	40.000	179	24Omi2CMa	3.0320	24000.	80	23609	No
151	GOM_NL__2PRFIN20060905_111641_000000442051_00008_23609_1790.N1	05-SEP-2006 11:16:41	Dark	43.500	23	21Eps CMa	1.5020	26000.	87	23609	No
152	GOM_NL__2PRFIN20060905_111808_000000442051_00008_23609_1791.N1	05-SEP-2006 11:18:08	Dark	43.500	117	Pi Pup	2.7060	3800.0	87	23609	No
153	GOM_NL__2PRFIN20060905_112209_000000392051_00008_23609_1792.N1	05-SEP-2006 11:22:09	Dark	39.000	161	Tau Pup	2.9310	4500.0	78	23609	No
154	GOM_NL__2PRFIN20060905_112321_000000512051_00008_23609_1793.N1	05-SEP-2006 11:23:21	Dark	51.000	2	Alp Car	-0.73600	7000.0	102	23609	No
155	GOM_NL__2PRFIN20060905_113345_000000402051_00009_23610_1772.N1	05-SEP-2006 11:33:45	Dark	39.500	143	Alp Hyi	2.8570	7200.0	79	23610	No
156	GOM_NL__2PRFIN20060905_113504_000000452051_00009_23610_1773.N1	05-SEP-2006 11:35:04	Dark	45.000	9	Alp Eri	0.45300	24000.	90	23610	No
157	GOM_NL__2PRFIN20060905_114243_000000392051_00009_23610_1774.N1	05-SEP-2006 11:42:43	Straylight	39.000	31	Alp Gru	1.7340	15200.	78	23610	No
158	GOM_NL__2PRFIN20060905_114531_000000372051_00009_23610_1775.N1	05-SEP-2006 11:45:31	Straylight	37.000	172	Gam Gru	3.0030	13100.	74	23610	No
159	GOM_NL__2PRFIN20060905_114649_000000452051_00009_23610_1776.N1	05-SEP-2006 11:46:49	Straylight	44.500	18	24Alp PsA	1.1660	9700.0	89	23610	No
160	GOM_NL__2PRFIN20060905_115132_000000422051_00009_23610_1777.N1	05-SEP-2006 11:51:32	Bright	41.500	142	49Del Cap	2.8500	8900.0	83	23610	No

161	GOM_NL__2PRFIN20060905_115438_000000362051_00009_23610_1778.N1	05-SEP-2006 11:54:38	Bright	36.000	154	22Bet Aqr	2.8990	5700.0	72	23610	No
162	GOM_NL__2PRFIN20060905_115559_000000392051_00009_23610_1779.N1	05-SEP-2006 11:55:59	Bright	39.000	162	34Alp Aqr	2.9440	5350.0	78	23610	No
163	GOM_NL__2PRFIN20060905_115858_000000382051_00009_23610_1780.N1	05-SEP-2006 11:58:58	Bright	37.500	61	8Eps Peg	2.1000	3900.0	75	23610	No
164	GOM_NL__2PRFIN20060905_120557_000000372051_00009_23610_1781.N1	05-SEP-2006 12:05:57	Bright	36.500	92	53Eps Cyg	2.5000	4500.0	73	23610	No
165	GOM_NL__2PRFIN20060905_120754_000000342051_00009_23610_1782.N1	05-SEP-2006 12:07:54	Bright	34.000	66	37Gam Cyg	2.2080	5900.0	68	23610	No
166	GOM_NL__2PRFIN20060905_120906_000000342051_00009_23610_1783.N1	05-SEP-2006 12:09:06	Bright	33.500	19	50Alp Cyg	1.2460	10500.	67	23610	No
167	GOM_NL__2PRFIN20060905_121355_000000362051_00009_23610_1784.N1	05-SEP-2006 12:13:55	Bright	35.500	89	5Alp Cep	2.4510	8000.0	71	23610	No
168	GOM_NL__2PRFIN20060905_122137_000000362051_00009_23610_1785.N1	05-SEP-2006 12:21:37	Bright	35.500	49	1Alp UMi	1.9900	6300.0	71	23610	No
169	GOM_NL__2PRFIN20060905_123949_000000402051_00009_23610_1786.N1	05-SEP-2006 12:39:49	Bright	39.500	17	78Bet Gem	1.1610	4500.0	79	23610	No
170	GOM_NL__2PRFIN20060905_124640_000000492051_00009_23610_1787.N1	05-SEP-2006 12:46:40	Twilight	49.000	8	10Alp CMi	0.40000	6500.0	98	23610	No
171	GOM_NL__2PRFIN20060905_125413_000000402051_00009_23610_1788.N1	05-SEP-2006 12:54:13	Dark	39.500	132	15Rho Pup	2.8030	6900.0	79	23610	No
172	GOM_NL__2PRFIN20060905_125549_000000412051_00009_23610_1789.N1	05-SEP-2006 12:55:49	Dark	40.500	179	24Omi2CMa	3.0320	24000.	81	23610	No
173	GOM_NL__2PRFIN20060905_125718_000000462051_00009_23610_1790.N1	05-SEP-2006 12:57:18	Dark	45.500	23	21Eps CMa	1.5020	26000.	91	23610	No
174	GOM_NL__2PRFIN20060905_125845_000000452051_00009_23610_1791.N1	05-SEP-2006 12:58:45	Dark	44.500	117	Pi Pup	2.7060	3800.0	89	23610	No
175	GOM_NL__2PRFIN20060905_130245_000000402051_00009_23610_1792.N1	05-SEP-2006 13:02:45	Dark	40.000	161	Tau Pup	2.9310	4500.0	80	23610	No
176	GOM_NL__2PRFIN20060905_130357_000000542051_00009_23610_1793.N1	05-SEP-2006 13:03:57	Dark	54.000	2	Alp Car	-0.73600	7000.0	108	23610	No
177	GOM_NL__2PRFIN20060905_131421_000000402051_00010_23611_1772.N1	05-SEP-2006 13:14:21	Dark	40.000	143	Alp Hyi	2.8570	7200.0	80	23611	No
178	GOM_NL__2PRFIN20060905_131541_000000442051_00010_23611_1773.N1	05-SEP-2006 13:15:41	Dark	44.000	9	Alp Eri	0.45300	24000.	88	23611	No
179	GOM_NL__2PRFIN20060905_132319_000000422051_00010_23611_1774.N1	05-SEP-2006 13:23:19	Straylight	42.000	31	Alp Gru	1.7340	15200.	84	23611	No
180	GOM_NL__2PRFIN20060905_132607_000000402051_00010_23611_1775.N1	05-SEP-2006 13:26:07	Straylight	39.500	172	Gam Gru	3.0030	13100.	79	23611	No
181	GOM_NL__2PRFIN20060905_132726_000000412051_00010_23611_1776.N1	05-SEP-2006 13:27:26	Straylight	41.000	18	24Alp PsA	1.1660	9700.0	82	23611	No
182	GOM_NL__2PRFIN20060905_133208_000000382051_00010_23611_1777.N1	05-SEP-2006 13:32:08	Bright	38.000	142	49Del Cap	2.8500	8900.0	76	23611	No
183	GOM_NL__2PRFIN20060905_133514_000000382051_00010_23611_1778.N1	05-SEP-2006 13:35:14	Bright	37.500	154	22Bet Aqr	2.8990	5700.0	75	23611	No
184	GOM_NL__2PRFIN20060905_133635_000000392051_00010_23611_1779.N1	05-SEP-2006 13:36:35	Bright	38.500	162	34Alp Aqr	2.9440	5350.0	77	23611	No
185	GOM_NL__2PRFIN20060905_133934_000000372051_00010_23611_1780.N1	05-SEP-2006 13:39:34	Bright	36.500	61	8Eps Peg	2.1000	3900.0	73	23611	No
186	GOM_NL__2PRFIN20060905_134633_000000342051_00010_23611_1781.N1	05-SEP-2006 13:46:33	Bright	34.000	92	53Eps Cyg	2.5000	4500.0	68	23611	No
187	GOM_NL__2PRFIN20060905_134830_000000332051_00010_23611_1782.N1	05-SEP-2006 13:48:30	Bright	33.000	66	37Gam Cyg	2.2080	5900.0	66	23611	No
188	GOM_NL__2PRFIN20060905_134942_000000332051_00010_23611_1783.N1	05-SEP-2006 13:49:42	Bright	33.000	19	50Alp Cyg	1.2460	10500.	66	23611	No
189	GOM_NL__2PRFIN20060905_135431_000000532051_00010_23611_1784.N1	05-SEP-2006 13:54:31	Bright	53.000	89	5Alp Cep	2.4510	8000.0	106	23611	No
190	GOM_NL__2PRFIN20060905_140213_000000332051_00010_23611_1785.N1	05-SEP-2006 14:02:13	Bright	33.000	49	1Alp UMi	1.9900	6300.0	66	23611	No
191	GOM_NL__2PRFIN20060905_142025_000000402051_00010_23611_1786.N1	05-SEP-2006 14:20:25	Bright	39.500	17	78Bet Gem	1.1610	4500.0	79	23611	No
192	GOM_NL__2PRFIN20060905_142716_000000562051_00010_23611_1787.N1	05-SEP-2006 14:27:16	Twilight	56.000	8	10Alp CMi	0.40000	6500.0	112	23611	No
193	GOM_NL__2PRFIN20060905_143449_000000402051_00010_23611_1788.N1	05-SEP-2006 14:34:49	Dark	39.500	132	15Rho Pup	2.8030	6900.0	79	23611	No
194	GOM_NL__2PRFIN20060905_143625_000000432051_00010_23611_1789.N1	05-SEP-2006 14:36:25	Dark	42.500	179	24Omi2CMa	3.0320	24000.	85	23611	No
195	GOM_NL__2PRFIN20060905_143754_000000442051_00010_23611_1790.N1	05-SEP-2006 14:37:54	Dark	44.000	23	21Eps CMa	1.5020	26000.	88	23611	No
196	GOM_NL__2PRFIN20060905_143921_000000422051_00010_23611_1791.N1	05-SEP-2006 14:39:21	Dark	42.000	117	Pi Pup	2.7060	3800.0	84	23611	No
197	GOM_NL__2PRFIN20060905_144322_000000452051_00010_23611_1792.N1	05-SEP-2006 14:43:22	Dark	45.000	161	Tau Pup	2.9310	4500.0	90	23611	No
198	GOM_NL__2PRFIN20060905_144434_000000542051_00010_23611_1793.N1	05-SEP-2006 14:44:34	Dark	53.500	2	Alp Car	-0.73600	7000.0	107	23611	No
199	GOM_NL__2PRFIN20060905_145457_000000402051_00011_23612_1772.N1	05-SEP-2006 14:54:57	Dark	39.500	143	Alp Hyi	2.8570	7200.0	79	23612	No
200	GOM_NL__2PRFIN20060905_145617_000000422051_00011_23612_1773.N1	05-SEP-2006 14:56:17	Dark	41.500	9	Alp Eri	0.45300	24000.	83	23612	No
201	GOM_NL__2PRFIN20060905_150355_000000402051_00011_23612_1774.N1	05-SEP-2006 15:03:55	Straylight	39.500	31	Alp Gru	1.7340	15200.	79	23612	No
202	GOM_NL__2PRFIN20060905_150644_000000372051_00011_23612_1775.N1	05-SEP-2006 15:06:44	Straylight	36.500	172	Gam Gru	3.0030	13100.	73	23612	No
203	GOM_NL__2PRFIN20060905_150802_000000472051_00011_23612_1776.N1	05-SEP-2006 15:08:02	Straylight	47.000	18	24Alp PsA	1.1660	9700.0	94	23612	No
204	GOM_NL__2PRFIN20060905_151244_000000382051_00011_23612_1777.N1	05-SEP-2006 15:12:44	Bright	38.000	142	49Del Cap	2.8500	8900.0	76	23612	No
205	GOM_NL__2PRFIN20060905_151550_000000362051_00011_23612_1778.N1	05-SEP-2006 15:15:50	Bright	36.000	154	22Bet Aqr	2.8990	5700.0	72	23612	No
206	GOM_NL__2PRFIN20060905_151711_000000382051_00011_23612_1779.N1	05-SEP-2006 15:17:11	Bright	37.500	162	34Alp Aqr	2.9440	5350.0	75	23612	No
207	GOM_NL__2PRFIN20060905_152010_000000382051_00011_23612_1780.N1	05-SEP-2006 15:20:10	Bright	38.000	61	8Eps Peg	2.1000	3900.0	76	23612	No
208	GOM_NL__2PRFIN20060905_152709_000000352051_00011_23612_1781.N1	05-SEP-2006 15:27:09	Bright	34.500	92	53Eps Cyg	2.5000	4500.0	69	23612	No
209	GOM_NL__2PRFIN20060905_152906_000000362051_00011_23612_1782.N1	05-SEP-2006 15:29:06	Bright	36.000	66	37Gam Cyg	2.2080	5900.0	72	23612	No
210	GOM_NL__2PRFIN20060905_153018_000000342051_00011_23612_1783.N1	05-SEP-2006 15:30:18	Bright	33.500	19	50Alp Cyg	1.2460	10500.	67	23612	No
211	GOM_NL__2PRFIN20060905_153507_000000362051_00011_23612_1784.N1	05-SEP-2006 15:35:07	Bright	36.000	89	5Alp Cep	2.4510	8000.0	72	23612	No
212	GOM_NL__2PRFIN20060905_154249_000000362051_00011_23612_1785.N1	05-SEP-2006 15:42:49	Bright	35.500	49	1Alp UMi	1.9900	6300.0	71	23612	No
213	GOM_NL__2PRFIN20060905_160101_000000402051_00011_23612_1786.N1	05-SEP-2006 16:01:01	Bright	40.000	17	78Bet Gem	1.1610	4500.0	80	23612	No
214	GOM_NL__2PRFIN20060905_160752_000000492051_00011_23612_1787.N1	05-SEP-2006 16:07:52	Twilight	49.000	8	10Alp CMi	0.40000	6500.0	98	23612	No
215	GOM_NL__2PRFIN20060905_161525_000000412051_00011_23612_1788.N1	05-SEP-2006 16:15:25	Dark	40.500	132	15Rho Pup	2.8030	6900.0	81	23612	No
216	GOM_NL__2PRFIN20060905_161702_000000402051_00011_23612_1789.N1	05-SEP-2006 16:17:02	Dark	40.000	179	24Omi2CMa	3.0320	24000.	80	23612	No
217	GOM_NL__2PRFIN20060905_161831_000000442051_00011_23612_1790.N1	05-SEP-2006 16:18:31	Dark	43.500	23	21Eps CMa	1.5020	26000.	87	23612	No
218	GOM_NL__2PRFIN20060905_161957_000000462051_00011_23612_1791.N1	05-SEP-2006 16:19:57	Dark	46.000	117	Pi Pup	2.7060	3800.0	92	23612	No
219	GOM_NL__2PRFIN20060905_162358_000000412051_00011_23612_1792.N1	05-SEP-2006 16:23:58	Dark	41.000	161	Tau Pup	2.9310	4500.0	82	23612	No

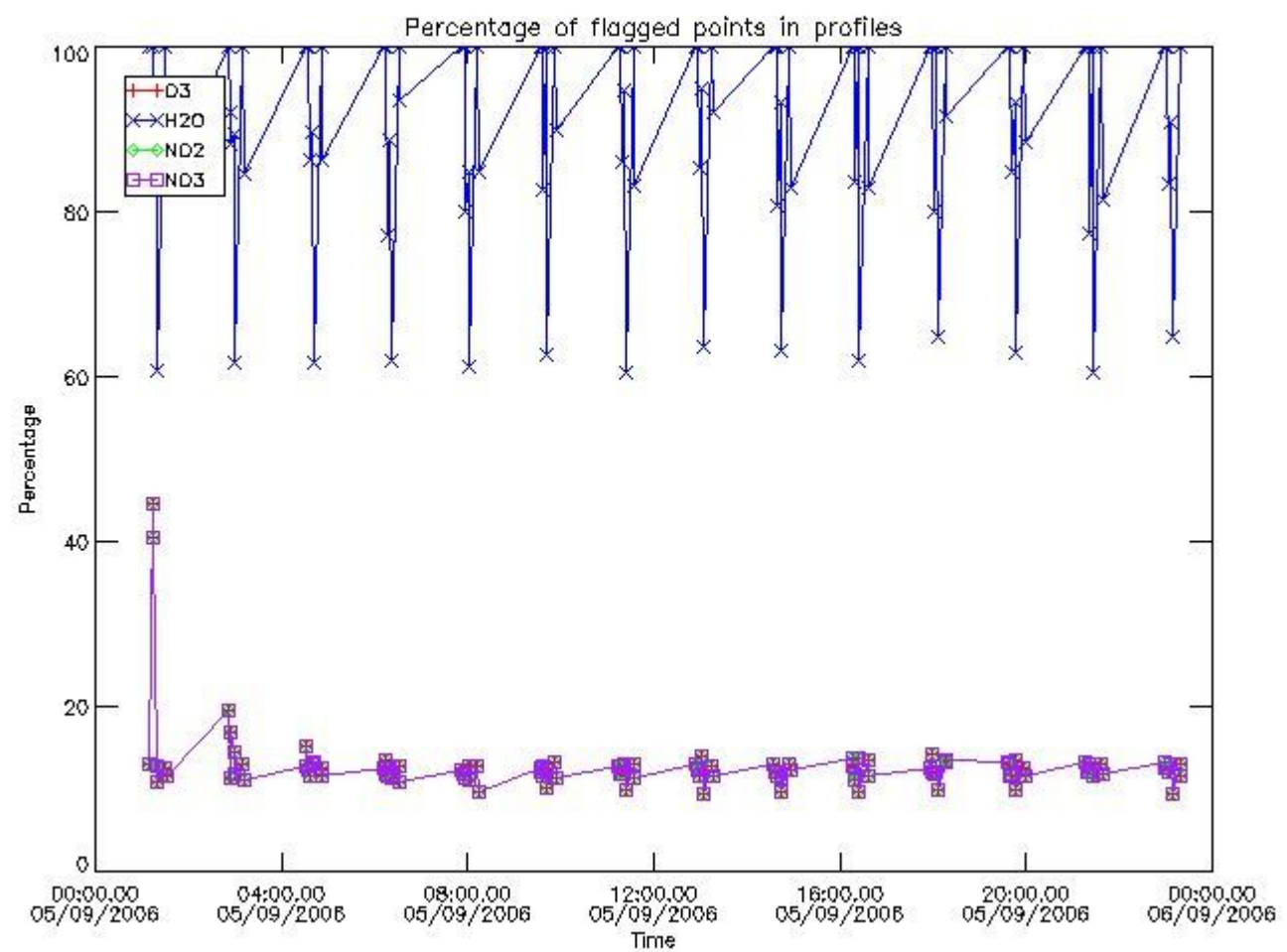
220	GOM_NL__2PRFIN20060905_162510_000000532051_00011_23612_1793.N1	05-SEP-2006 16:25:10	Dark	53.000	2	Alp Car	-0.73600	7000.0	106	23612	No
221	GOM_NL__2PRFIN20060905_163534_000000382051_00012_23613_1772.N1	05-SEP-2006 16:35:34	Dark	38.000	143	Alp Hyi	2.8570	7200.0	76	23613	No
222	GOM_NL__2PRFIN20060905_163654_000000442051_00012_23613_1773.N1	05-SEP-2006 16:36:54	Dark	44.000	9	Alp Eri	0.45300	24000.	88	23613	No
223	GOM_NL__2PRFIN20060905_164431_000000402051_00012_23613_1774.N1	05-SEP-2006 16:44:31	Straylight	39.500	31	Alp Gru	1.7340	15200.	79	23613	No
224	GOM_NL__2PRFIN20060905_164720_000000372051_00012_23613_1775.N1	05-SEP-2006 16:47:20	Straylight	37.000	172	Gam Gru	3.0030	13100.	74	23613	No
225	GOM_NL__2PRFIN20060905_164838_000000432051_00012_23613_1776.N1	05-SEP-2006 16:48:38	Straylight	42.500	18	24Alp PsA	1.1660	9700.0	85	23613	No
226	GOM_NL__2PRFIN20060905_165320_000000412051_00012_23613_1777.N1	05-SEP-2006 16:53:20	Bright	40.500	142	49Del Cap	2.8500	8900.0	81	23613	No
227	GOM_NL__2PRFIN20060905_165626_000000382051_00012_23613_1778.N1	05-SEP-2006 16:56:26	Bright	37.500	154	22Bet Aqr	2.8990	5700.0	75	23613	No
228	GOM_NL__2PRFIN20060905_165747_000000392051_00012_23613_1779.N1	05-SEP-2006 16:57:47	Bright	39.000	162	34Alp Aqr	2.9440	5350.0	78	23613	No
229	GOM_NL__2PRFIN20060905_170046_000000382051_00012_23613_1780.N1	05-SEP-2006 17:00:46	Bright	38.000	61	8Eps Peg	2.1000	3900.0	76	23613	No
230	GOM_NL__2PRFIN20060905_170745_000000382051_00012_23613_1781.N1	05-SEP-2006 17:07:45	Bright	37.500	92	53Eps Cyg	2.5000	4500.0	75	23613	No
231	GOM_NL__2PRFIN20060905_170942_000000372051_00012_23613_1782.N1	05-SEP-2006 17:09:42	Bright	36.500	66	37Gam Cyg	2.2080	5900.0	73	23613	No
232	GOM_NL__2PRFIN20060905_171055_000000382051_00012_23613_1783.N1	05-SEP-2006 17:10:55	Bright	38.000	19	50Alp Cyg	1.2460	10500.	76	23613	No
233	GOM_NL__2PRFIN20060905_171543_000000372051_00012_23613_1784.N1	05-SEP-2006 17:15:43	Bright	36.500	89	5Alp Cep	2.4510	8000.0	73	23613	No
234	GOM_NL__2PRFIN20060905_172325_000000362051_00012_23613_1785.N1	05-SEP-2006 17:23:25	Bright	35.500	49	1Alp UMi	1.9900	6300.0	71	23613	No
235	GOM_NL__2PRFIN20060905_174138_000000402051_00012_23613_1786.N1	05-SEP-2006 17:41:38	Bright	39.500	17	78Bet Gem	1.1610	4500.0	79	23613	No
236	GOM_NL__2PRFIN20060905_174828_000000502051_00012_23613_1787.N1	05-SEP-2006 17:48:28	Twilight	50.000	8	10Alp CMi	0.40000	6500.0	100	23613	No
237	GOM_NL__2PRFIN20060905_175602_000000412051_00012_23613_1788.N1	05-SEP-2006 17:56:02	Dark	40.500	132	15Rho Pup	2.8030	6900.0	81	23613	No
238	GOM_NL__2PRFIN20060905_175739_000000402051_00012_23613_1789.N1	05-SEP-2006 17:57:39	Dark	39.500	179	24Omi2CMa	3.0320	24000.	79	23613	No
239	GOM_NL__2PRFIN20060905_175907_000000432051_00012_23613_1790.N1	05-SEP-2006 17:59:07	Dark	42.500	23	21Eps CMa	1.5020	26000.	85	23613	No
240	GOM_NL__2PRFIN20060905_180034_000000432051_00012_23613_1791.N1	05-SEP-2006 18:00:34	Dark	43.000	117	Pi Pup	2.7060	3800.0	86	23613	No
241	GOM_NL__2PRFIN20060905_180435_000000422051_00012_23613_1792.N1	05-SEP-2006 18:04:35	Dark	42.000	161	Tau Pup	2.9310	4500.0	84	23613	No
242	GOM_NL__2PRFIN20060905_180547_000000522051_00012_23613_1793.N1	05-SEP-2006 18:05:47	Dark	51.500	2	Alp Car	-0.73600	7000.0	103	23613	No
243	GOM_NL__2PRFIN20060905_181610_000000392051_00013_23614_1772.N1	05-SEP-2006 18:16:10	Dark	38.500	143	Alp Hyi	2.8570	7200.0	77	23614	No
244	GOM_NL__2PRFIN20060905_181731_000000422051_00013_23614_1773.N1	05-SEP-2006 18:17:31	Dark	41.500	9	Alp Eri	0.45300	24000.	83	23614	No
245	GOM_NL__2PRFIN20060905_182507_000000402051_00013_23614_1774.N1	05-SEP-2006 18:25:07	Straylight	40.000	31	Alp Gru	1.7340	15200.	80	23614	No
246	GOM_NL__2PRFIN20060905_182756_000000382051_00013_23614_1775.N1	05-SEP-2006 18:27:56	Straylight	37.500	172	Gam Gru	3.0030	13100.	75	23614	No
247	GOM_NL__2PRFIN20060905_182914_000000432051_00013_23614_1776.N1	05-SEP-2006 18:29:14	Straylight	42.500	18	24Alp PsA	1.1660	9700.0	85	23614	No
248	GOM_NL__2PRFIN20060905_183356_000000392051_00013_23614_1777.N1	05-SEP-2006 18:33:56	Bright	38.500	142	49Del Cap	2.8500	8900.0	77	23614	No
249	GOM_NL__2PRFIN20060905_183702_000000382051_00013_23614_1778.N1	05-SEP-2006 18:37:02	Bright	37.500	154	22Bet Aqr	2.8990	5700.0	75	23614	No
250	GOM_NL__2PRFIN20060905_183823_000000382051_00013_23614_1779.N1	05-SEP-2006 18:38:23	Bright	38.000	162	34Alp Aqr	2.9440	5350.0	76	23614	No
251	GOM_NL__2PRFIN20060905_184122_000000372051_00013_23614_1780.N1	05-SEP-2006 18:41:22	Bright	37.000	61	8Eps Peg	2.1000	3900.0	74	23614	No
252	GOM_NL__2PRFIN20060905_184821_000000372051_00013_23614_1781.N1	05-SEP-2006 18:48:21	Bright	36.500	92	53Eps Cyg	2.5000	4500.0	73	23614	No
253	GOM_NL__2PRFIN20060905_185019_000000372051_00013_23614_1782.N1	05-SEP-2006 18:50:19	Bright	37.000	66	37Gam Cyg	2.2080	5900.0	74	23614	No
254	GOM_NL__2PRFIN20060905_185131_000000372051_00013_23614_1783.N1	05-SEP-2006 18:51:31	Bright	37.000	19	50Alp Cyg	1.2460	10500.	74	23614	No
255	GOM_NL__2PRFIN20060905_185619_000000362051_00013_23614_1784.N1	05-SEP-2006 18:56:19	Bright	36.000	89	5Alp Cep	2.4510	8000.0	72	23614	No
256	GOM_NL__2PRFIN20060905_190401_000000362051_00013_23614_1785.N1	05-SEP-2006 19:04:01	Bright	35.500	49	1Alp UMi	1.9900	6300.0	71	23614	No
257	GOM_NL__2PRFIN20060905_192214_000000402051_00013_23614_1786.N1	05-SEP-2006 19:22:14	Bright	39.500	17	78Bet Gem	1.1610	4500.0	79	23614	No
258	GOM_NL__2PRFIN20060905_192905_000000502051_00013_23614_1787.N1	05-SEP-2006 19:29:05	Twilight	49.500	8	10Alp CMi	0.40000	6500.0	99	23614	No
259	GOM_NL__2PRFIN20060905_193638_000000392051_00013_23614_1788.N1	05-SEP-2006 19:36:38	Dark	38.500	132	15Rho Pup	2.8030	6900.0	77	23614	No
260	GOM_NL__2PRFIN20060905_193815_000000402051_00013_23614_1789.N1	05-SEP-2006 19:38:15	Dark	39.500	179	24Omi2CMa	3.0320	24000.	79	23614	No
261	GOM_NL__2PRFIN20060905_193944_000000442051_00013_23614_1790.N1	05-SEP-2006 19:39:44	Dark	44.000	23	21Eps CMa	1.5020	26000.	88	23614	No
262	GOM_NL__2PRFIN20060905_194110_000000442051_00013_23614_1791.N1	05-SEP-2006 19:41:10	Dark	43.500	117	Pi Pup	2.7060	3800.0	87	23614	No
263	GOM_NL__2PRFIN20060905_194511_000000382051_00013_23614_1792.N1	05-SEP-2006 19:45:11	Dark	37.500	161	Tau Pup	2.9310	4500.0	75	23614	No
264	GOM_NL__2PRFIN20060905_194623_000000522051_00013_23614_1793.N1	05-SEP-2006 19:46:23	Dark	51.500	2	Alp Car	-0.73600	7000.0	103	23614	No
265	GOM_NL__2PRFIN20060905_195647_000000412051_00014_23615_1772.N1	05-SEP-2006 19:56:47	Dark	41.000	143	Alp Hyi	2.8570	7200.0	82	23615	No
266	GOM_NL__2PRFIN20060905_195807_000000442051_00014_23615_1773.N1	05-SEP-2006 19:58:07	Dark	43.500	9	Alp Eri	0.45300	24000.	87	23615	No
267	GOM_NL__2PRFIN20060905_200544_000000392051_00014_23615_1774.N1	05-SEP-2006 20:05:44	Straylight	38.500	31	Alp Gru	1.7340	15200.	77	23615	No
268	GOM_NL__2PRFIN20060905_200832_000000372051_00014_23615_1775.N1	05-SEP-2006 20:08:32	Straylight	37.000	172	Gam Gru	3.0030	13100.	74	23615	No
269	GOM_NL__2PRFIN20060905_200950_000000452051_00014_23615_1776.N1	05-SEP-2006 20:09:50	Straylight	45.000	18	24Alp PsA	1.1660	9700.0	90	23615	No
270	GOM_NL__2PRFIN20060905_201432_000000402051_00014_23615_1777.N1	05-SEP-2006 20:14:32	Bright	40.000	142	49Del Cap	2.8500	8900.0	80	23615	No
271	GOM_NL__2PRFIN20060905_201738_000000382051_00014_23615_1778.N1	05-SEP-2006 20:17:38	Bright	37.500	154	22Bet Aqr	2.8990	5700.0	75	23615	No
272	GOM_NL__2PRFIN20060905_201859_000000392051_00014_23615_1779.N1	05-SEP-2006 20:18:59	Bright	38.500	162	34Alp Aqr	2.9440	5350.0	77	23615	No
273	GOM_NL__2PRFIN20060905_202158_000000372051_00014_23615_1780.N1	05-SEP-2006 20:21:58	Bright	36.500	61	8Eps Peg	2.1000	3900.0	73	23615	No
274	GOM_NL__2PRFIN20060905_202857_000000342051_00014_23615_1781.N1	05-SEP-2006 20:28:57	Bright	34.000	92	53Eps Cyg	2.5000	4500.0	68	23615	No
275	GOM_NL__2PRFIN20060905_203055_000000362051_00014_23615_1782.N1	05-SEP-2006 20:30:55	Bright	35.500	66	37Gam Cyg	2.2080	5900.0	71	23615	No
276	GOM_NL__2PRFIN20060905_203207_000000372051_00014_23615_1783.N1	05-SEP-2006 20:32:07	Bright	36.500	19	50Alp Cyg	1.2460	10500.	73	23615	No
277	GOM_NL__2PRFIN20060905_203654_000000372051_00014_23615_1784.N1	05-SEP-2006 20:36:54	Bright	36.500	89	5Alp Cep	2.4510	8000.0	73	23615	No
278	GOM_NL__2PRFIN20060905_204437_000000352051_00014_23615_1785.N1	05-SEP-2006 20:44:37	Bright	34.500	49	1Alp UMi	1.9900	6300.0	69	23615	No

279	GOM_NL__2PRFIN20060905_210250_000000402051_00014_23615_1786.N1	05-SEP-2006 21:02:50	Bright	40.000	17	78Bet Gem	1.1610	4500.0	80	23615	No
280	GOM_NL__2PRFIN20060905_210941_000000532051_00014_23615_1787.N1	05-SEP-2006 21:09:41	Twilight	53.000	8	10Alp CMi	0.40000	6500.0	106	23615	No
281	GOM_NL__2PRFIN20060905_211714_000000392051_00014_23615_1788.N1	05-SEP-2006 21:17:14	Dark	38.500	132	15Rho Pup	2.8030	6900.0	77	23615	No
282	GOM_NL__2PRFIN20060905_211852_000000432051_00014_23615_1789.N1	05-SEP-2006 21:18:52	Dark	42.500	179	24Omi2CMa	3.0320	24000.	85	23615	No
283	GOM_NL__2PRFIN20060905_212020_000000432051_00014_23615_1790.N1	05-SEP-2006 21:20:20	Dark	43.000	23	21Eps CMa	1.5020	26000.	86	23615	No
284	GOM_NL__2PRFIN20060905_212146_000000432051_00014_23615_1791.N1	05-SEP-2006 21:21:46	Dark	42.500	117	Pi Pup	2.7060	3800.0	85	23615	No
285	GOM_NL__2PRFIN20060905_212547_000000412051_00014_23615_1792.N1	05-SEP-2006 21:25:47	Dark	40.500	161	Tau Pup	2.9310	4500.0	81	23615	No
286	GOM_NL__2PRFIN20060905_212700_000000492051_00014_23615_1793.N1	05-SEP-2006 21:27:00	Dark	48.500	2	Alp Car	-0.73600	7000.0	97	23615	No
287	GOM_NL__2PRFIN20060905_213723_000000392051_00015_23616_1772.N1	05-SEP-2006 21:37:23	Dark	39.000	143	Alp Hyi	2.8570	7200.0	78	23616	No
288	GOM_NL__2PRFIN20060905_213843_000000442051_00015_23616_1773.N1	05-SEP-2006 21:38:43	Dark	43.500	9	Alp Eri	0.45300	24000.	87	23616	No
289	GOM_NL__2PRFIN20060905_214620_000000422051_00015_23616_1774.N1	05-SEP-2006 21:46:20	Straylight	41.500	31	Alp Gru	1.7340	15200.	83	23616	No
290	GOM_NL__2PRFIN20060905_214908_000000382051_00015_23616_1775.N1	05-SEP-2006 21:49:08	Straylight	37.500	172	Gam Gru	3.0030	13100.	75	23616	No
291	GOM_NL__2PRFIN20060905_215026_000000442051_00015_23616_1776.N1	05-SEP-2006 21:50:26	Straylight	43.500	18	24Alp PsA	1.1660	9700.0	87	23616	No
292	GOM_NL__2PRFIN20060905_215508_000000402051_00015_23616_1777.N1	05-SEP-2006 21:55:08	Bright	39.500	142	49Del Cap	2.8500	8900.0	79	23616	No
293	GOM_NL__2PRFIN20060905_215814_000000362051_00015_23616_1778.N1	05-SEP-2006 21:58:14	Bright	36.000	154	22Bet Aqr	2.8990	5700.0	72	23616	No
294	GOM_NL__2PRFIN20060905_215935_000000392051_00015_23616_1779.N1	05-SEP-2006 21:59:35	Bright	39.000	162	34Alp Aqr	2.9440	5350.0	78	23616	No
295	GOM_NL__2PRFIN20060905_220234_000000372051_00015_23616_1780.N1	05-SEP-2006 22:02:34	Bright	37.000	61	8Eps Peg	2.1000	3900.0	74	23616	No
296	GOM_NL__2PRFIN20060905_220933_000000382051_00015_23616_1781.N1	05-SEP-2006 22:09:33	Bright	37.500	92	53Eps Cyg	2.5000	4500.0	75	23616	No
297	GOM_NL__2PRFIN20060905_221131_000000352051_00015_23616_1782.N1	05-SEP-2006 22:11:31	Bright	34.500	66	37Gam Cyg	2.2080	5900.0	69	23616	No
298	GOM_NL__2PRFIN20060905_221243_000000382051_00015_23616_1783.N1	05-SEP-2006 22:12:43	Bright	38.000	19	50Alp Cyg	1.2460	10500.	76	23616	No
299	GOM_NL__2PRFIN20060905_221730_000000342051_00015_23616_1784.N1	05-SEP-2006 22:17:30	Bright	34.000	89	5Alp Cep	2.4510	8000.0	68	23616	No
300	GOM_NL__2PRFIN20060905_222513_000000362051_00015_23616_1785.N1	05-SEP-2006 22:25:13	Bright	36.000	49	1Alp UMi	1.9900	6300.0	72	23616	No
301	GOM_NL__2PRFIN20060905_224326_000000402051_00015_23616_1786.N1	05-SEP-2006 22:43:26	Bright	40.000	17	78Bet Gem	1.1610	4500.0	80	23616	No
302	GOM_NL__2PRFIN20060905_225017_000000472051_00015_23616_1787.N1	05-SEP-2006 22:50:17	Twilight	46.500	8	10Alp CMi	0.40000	6500.0	93	23616	No
303	GOM_NL__2PRFIN20060905_225750_000000392051_00015_23616_1788.N1	05-SEP-2006 22:57:50	Dark	38.500	132	15Rho Pup	2.8030	6900.0	77	23616	No
304	GOM_NL__2PRFIN20060905_225928_000000412051_00015_23616_1789.N1	05-SEP-2006 22:59:28	Dark	40.500	179	24Omi2CMa	3.0320	24000.	81	23616	No
305	GOM_NL__2PRFIN20060905_230057_000000412051_00015_23616_1790.N1	05-SEP-2006 23:00:57	Dark	40.500	23	21Eps CMa	1.5020	26000.	81	23616	No
306	GOM_NL__2PRFIN20060905_230223_000000432051_00015_23616_1791.N1	05-SEP-2006 23:02:23	Dark	42.500	117	Pi Pup	2.7060	3800.0	85	23616	No
307	GOM_NL__2PRFIN20060905_230624_000000392051_00015_23616_1792.N1	05-SEP-2006 23:06:24	Dark	39.000	161	Tau Pup	2.9310	4500.0	78	23616	No
308	GOM_NL__2PRFIN20060905_230736_000000552051_00015_23616_1793.N1	05-SEP-2006 23:07:36	Dark	54.500	2	Alp Car	-0.73600	7000.0	109	23616	No
309	GOM_NL__2PRFIN20060905_231800_000000392051_00016_23617_1772.N1	05-SEP-2006 23:18:00	Dark	39.000	143	Alp Hyi	2.8570	7200.0	78	23617	No
310	GOM_NL__2PRFIN20060905_231920_000000452051_00016_23617_1773.N1	05-SEP-2006 23:19:20	Dark	44.500	9	Alp Eri	0.45300	24000.	89	23617	No
311	GOM_NL__2PRFIN20060905_232656_000000382051_00016_23617_1774.N1	05-SEP-2006 23:26:56	Straylight	38.000	31	Alp Gru	1.7340	15200.	76	23617	No
312	GOM_NL__2PRFIN20060905_232944_000000392051_00016_23617_1775.N1	05-SEP-2006 23:29:44	Straylight	38.500	172	Gam Gru	3.0030	13100.	77	23617	No
313	GOM_NL__2PRFIN20060905_233102_000000472051_00016_23617_1776.N1	05-SEP-2006 23:31:02	Straylight	47.000	18	24Alp PsA	1.1660	9700.0	94	23617	No
314	GOM_NL__2PRFIN20060905_233544_000000412051_00016_23617_1777.N1	05-SEP-2006 23:35:44	Bright	40.500	142	49Del Cap	2.8500	8900.0	81	23617	No
315	GOM_NL__2PRFIN20060905_233850_000000382051_00016_23617_1778.N1	05-SEP-2006 23:38:50	Bright	37.500	154	22Bet Aqr	2.8990	5700.0	75	23617	No
316	GOM_NL__2PRFIN20060905_234011_000000392051_00016_23617_1779.N1	05-SEP-2006 23:40:11	Bright	39.000	162	34Alp Aqr	2.9440	5350.0	78	23617	No
317	GOM_NL__2PRFIN20060905_234310_000000382051_00016_23617_1780.N1	05-SEP-2006 23:43:10	Bright	37.500	61	8Eps Peg	2.1000	3900.0	75	23617	No
318	GOM_NL__2PRFIN20060905_235009_000000342051_00016_23617_1781.N1	05-SEP-2006 23:50:09	Bright	33.500	92	53Eps Cyg	2.5000	4500.0	67	23617	No
319	GOM_NL__2PRFIN20060905_235207_000000332051_00016_23617_1782.N1	05-SEP-2006 23:52:07	Bright	33.000	66	37Gam Cyg	2.2080	5900.0	66	23617	No
320	GOM_NL__2PRFIN20060905_235319_000000342051_00016_23617_1783.N1	05-SEP-2006 23:53:19	Bright	33.500	19	50Alp Cyg	1.2460	10500.	67	23617	No
321	GOM_NL__2PRFIN20060905_235806_000000362051_00016_23617_1784.N1	05-SEP-2006 23:58:06	Bright	36.000	89	5Alp Cep	2.4510	8000.0	72	23617	No

3. Quality information per product

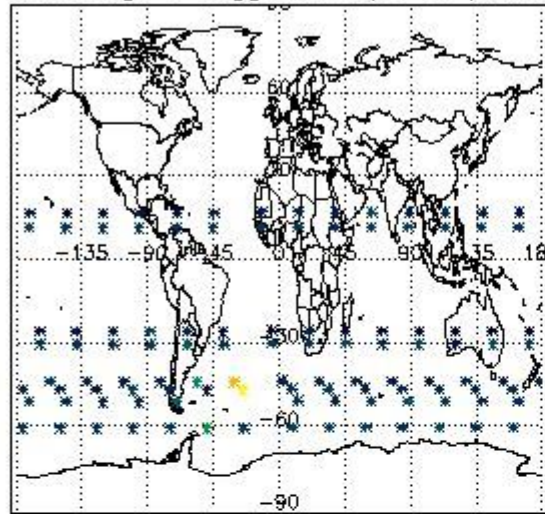
In this section it is plotted some information contained in the Quality Summary data set of the level 2 products. Only products in dark limb conditions and without errors (error flag in the MPH set to "0") are used.

3.1 Plot quality information per product (time dependant)

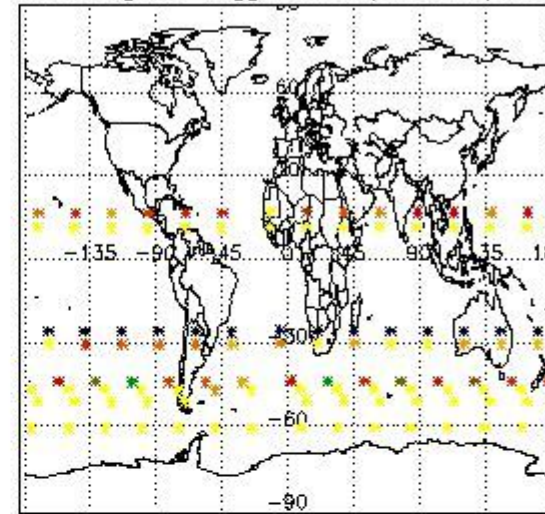


3.2 Plot quality information per product (world map)

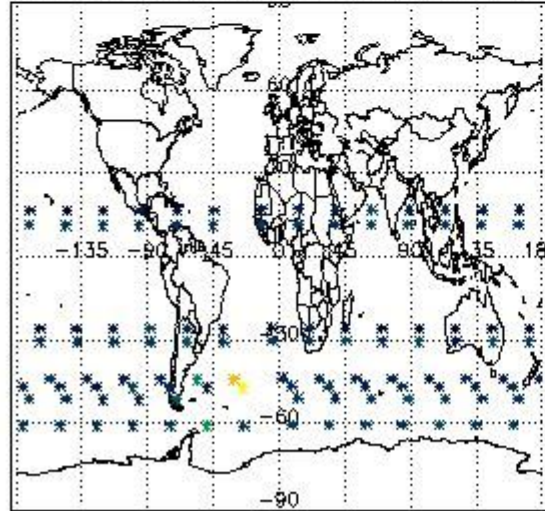
Percentage of flagged data per O3 profile



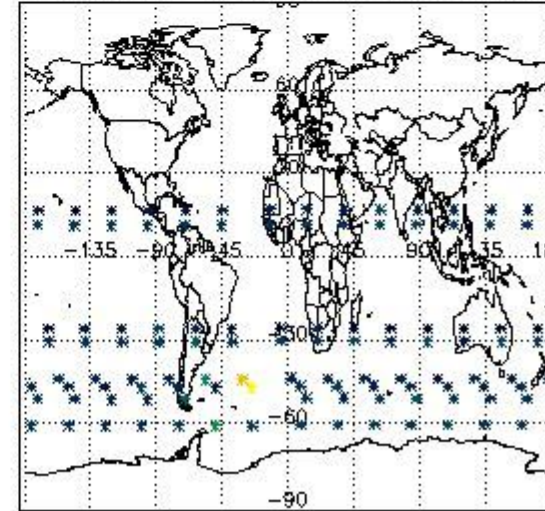
Percentage of flagged data per H2O profile



Percentage of flagged data per NO2 profile



Percentage of flagged data per NO3 profile

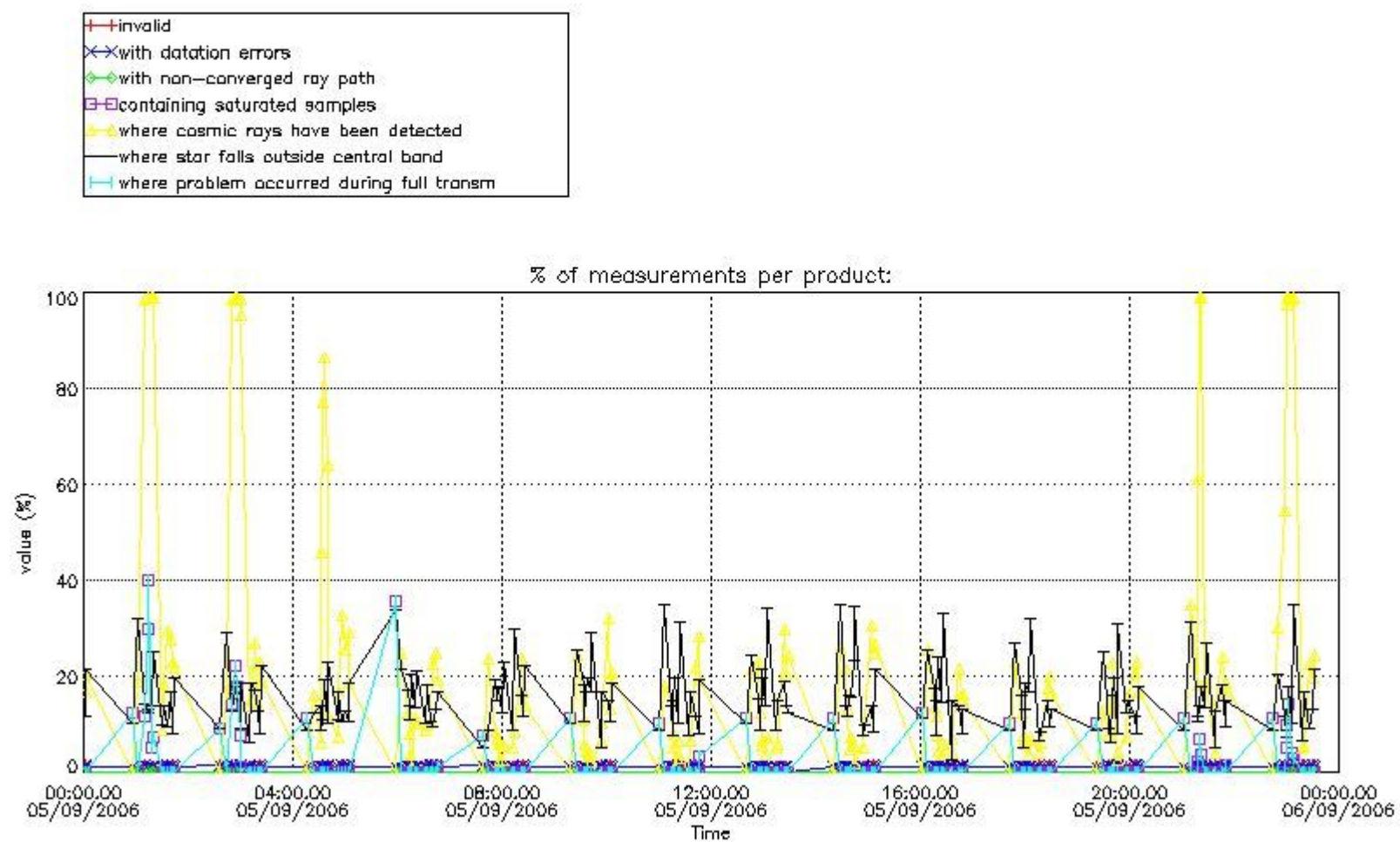


4. Level 1 quality information per product

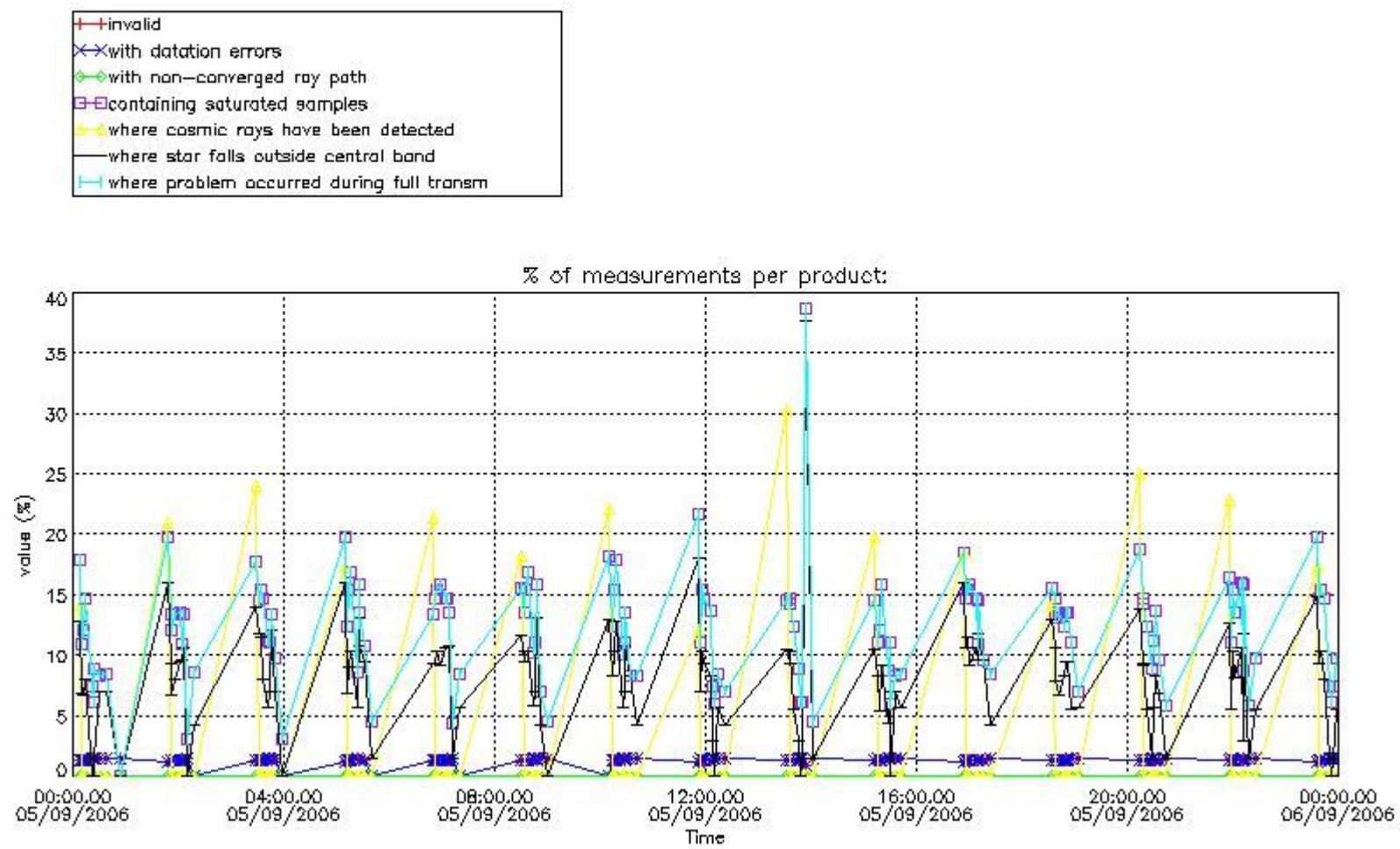
In this section it is plotted some information contained in the Quality Summary data set of the level 2 products that comes from the level 1b processing. Products without errors (error flag in the MPH set to "0") are used.

4.1 Plot quality information per product (time dependant) coming from level 1b processing

4.1.1 Plot level 1 quality information per product (time dependant): ENVISAT ASCENDING passes



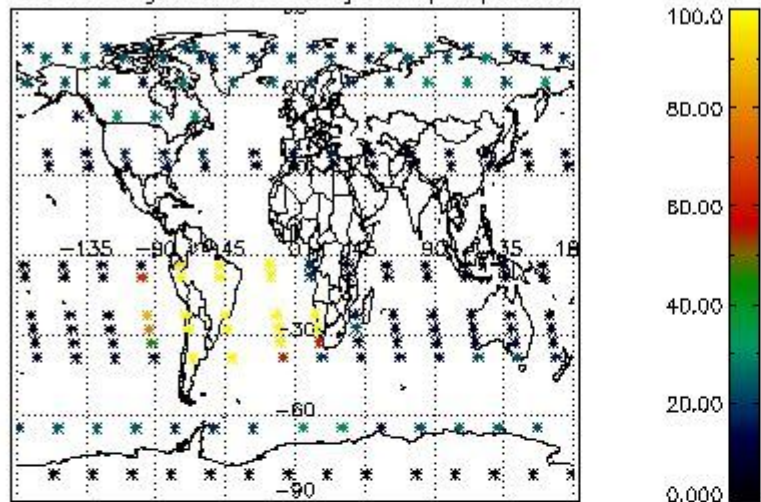
4.1.2 Plot level 1 quality information per product (time dependant): ENVI SAT DESCENDING passes



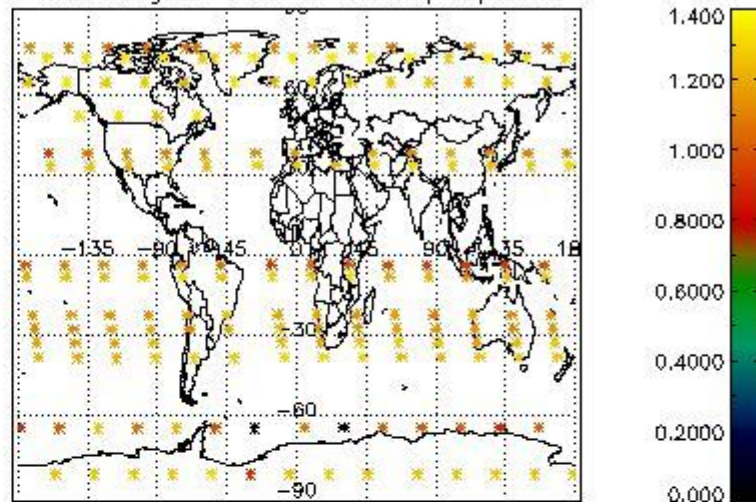
4.2 Plot quality information per product coming from level 1b processing (world map)

4.2.1 Plot level 1 quality information per product (world map): ENVISAT ASCENDING passes

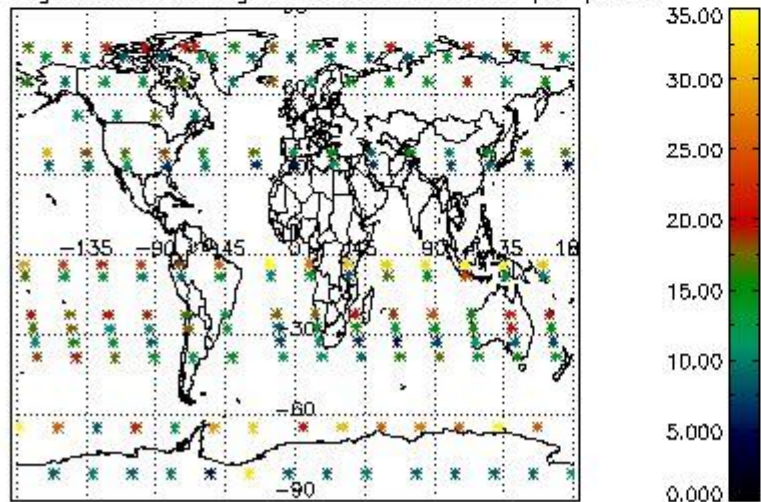
Percentage of cosmic ray hits per profile



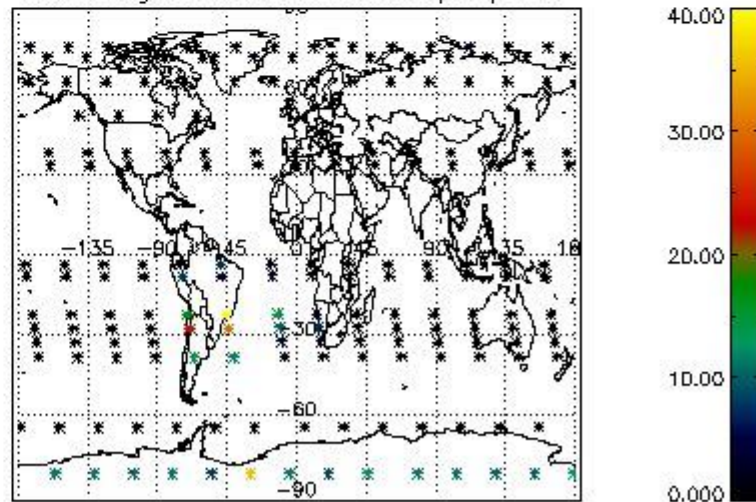
Percentage of datation errors per profile



Percentage of star falling outside central band per profile

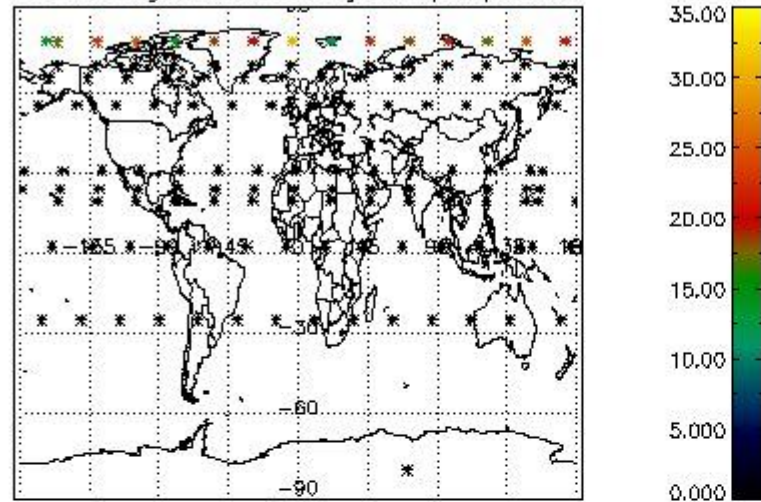


Percentage of saturation errors per profile

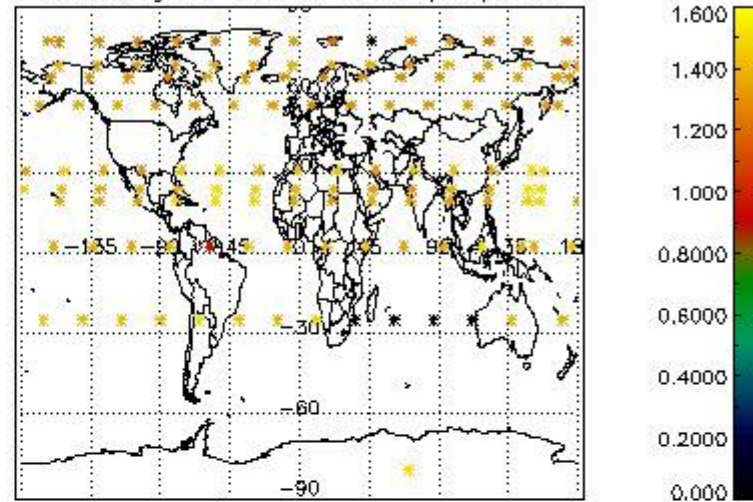


4.2.2 Plot level 1 quality information per product (world map): ENVISAT DESCENDING passes

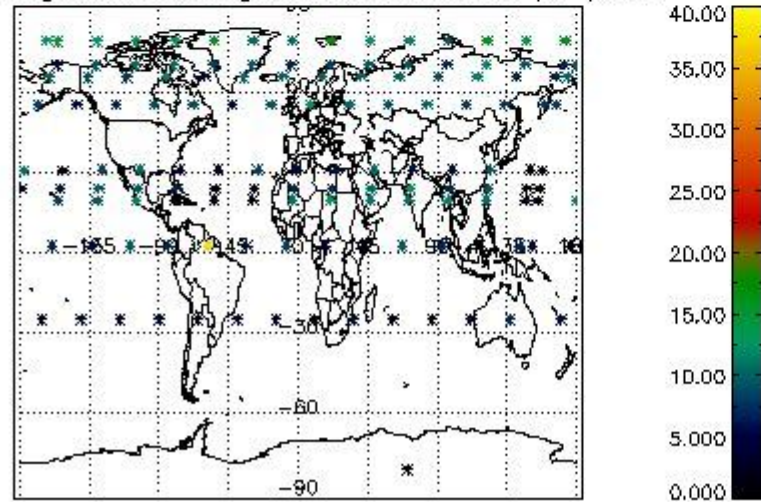
Percentage of cosmic ray hits per profile



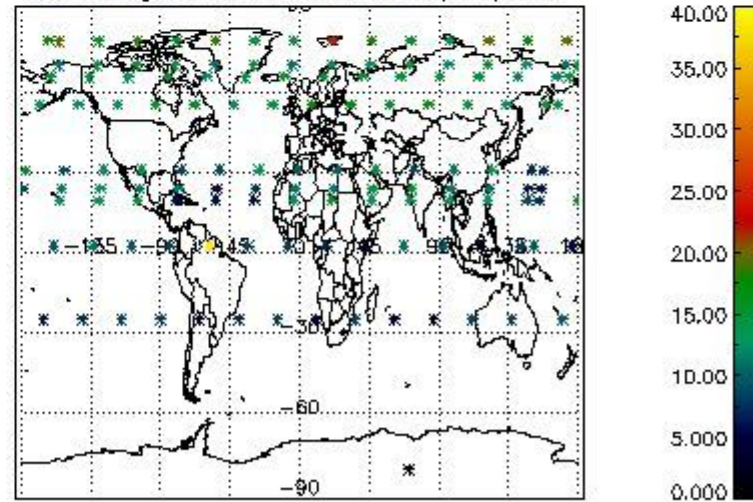
Percentage of datation errors per profile



Percentage of star falling outside central band per profile



Percentage of saturation errors per profile



5. Trace gas profiles

5.1 Ozone statistics based on quality of products

The final quality of the products can be "measured" using the STD (Standard Deviation) attached to every point profile. This information is written to the parameter GOM_NL__2P/NL_LOCAL_SPECIES_DENSITY/o3_std of the level 2 products. The table below shows the statistics for given STD ranges.

The statistics are given with respect to the overall valid production:

- Products without fatal errors: GOM_NL__2P/MPH/PRODUCT_ERR=0
- Valid point profile: GOM_NL__2P/NL_LOCAL_SPECIES_DENSITY/pcd(0)=0

The 'Criteria' is applied to valid points of dark limb products:

- Products in dark limb illumination condition: GOM_NL__2P/NL_SUMMARY_QUALITY/obs_ill_cond=0
- Products without fatal errors: GOM_NL__2P/MPH/PRODUCT_ERR=0
- Valid point profile: GOM_NL__2P/NL_LOCAL_SPECIES_DENSITY/pcd(0)=0

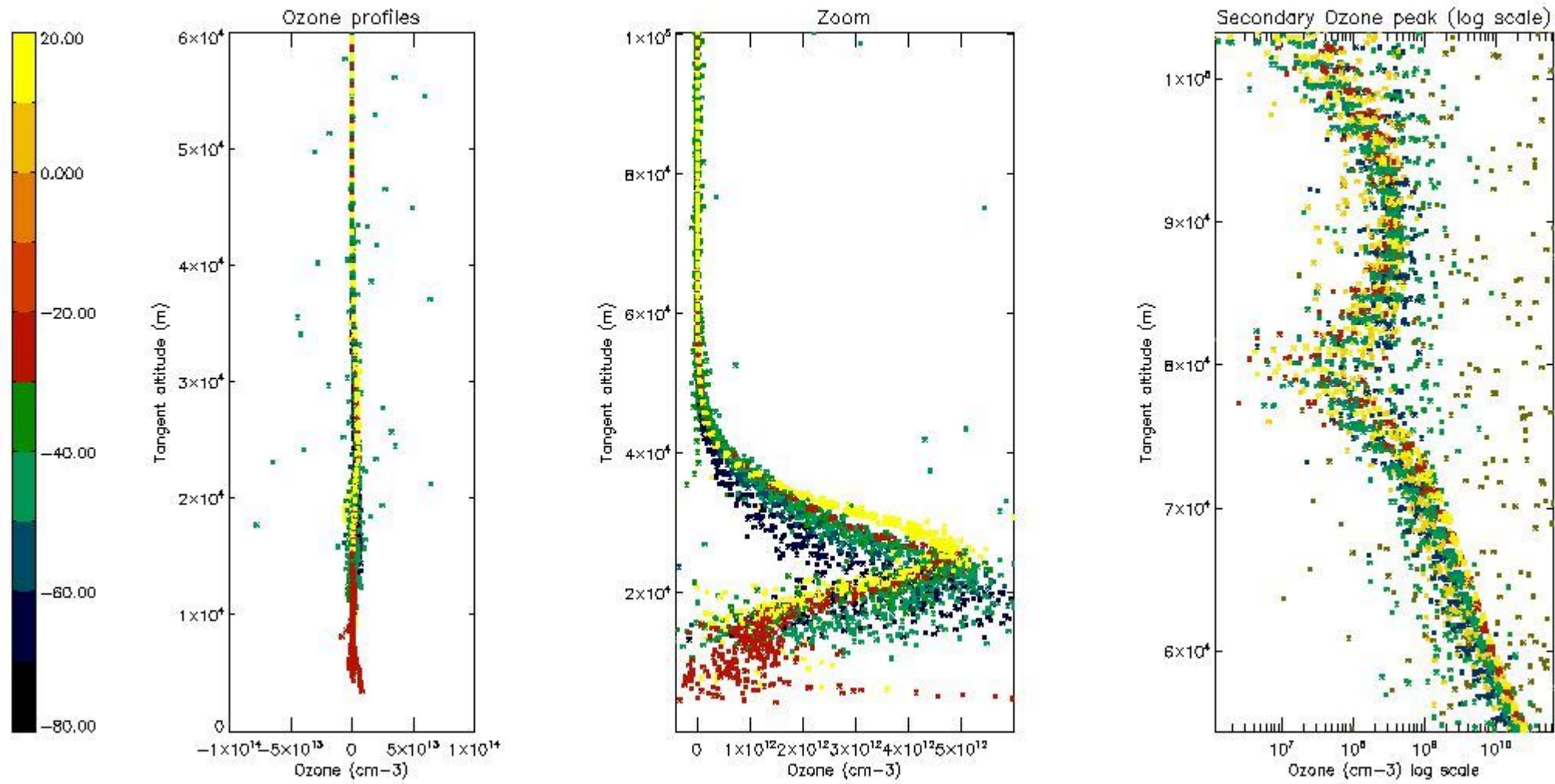
So, the table below shows the percentage of dark limb and valid observations for each criteria with respect to the overall valid daily observations.

Criteria	% of total production
All STD	37
STD < 20	19

STD < 10	14
STD < 5	9

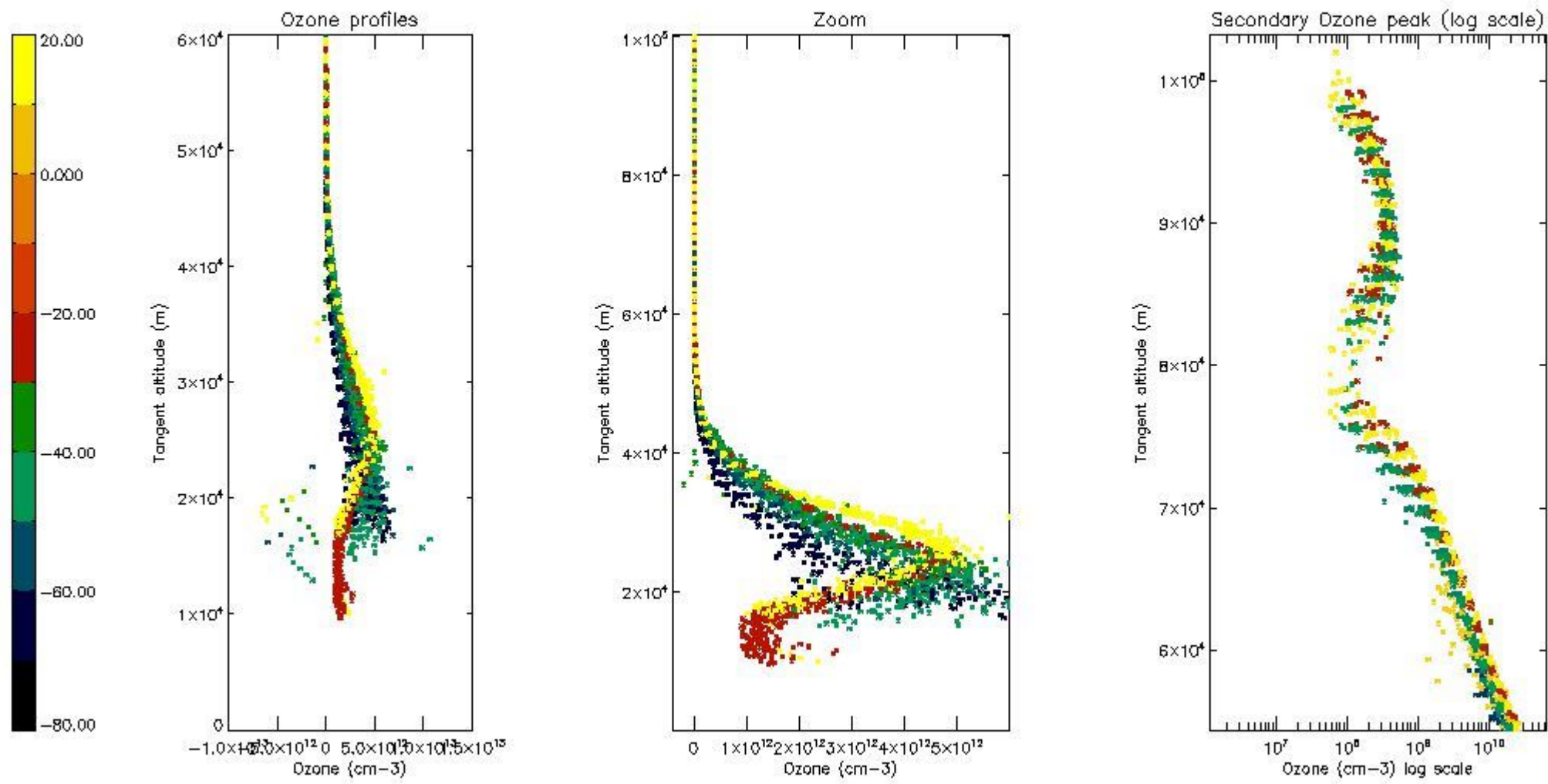
5.2 Plot ozone profiles for all STD (dark without errors)

The colorbar represents the latitude.



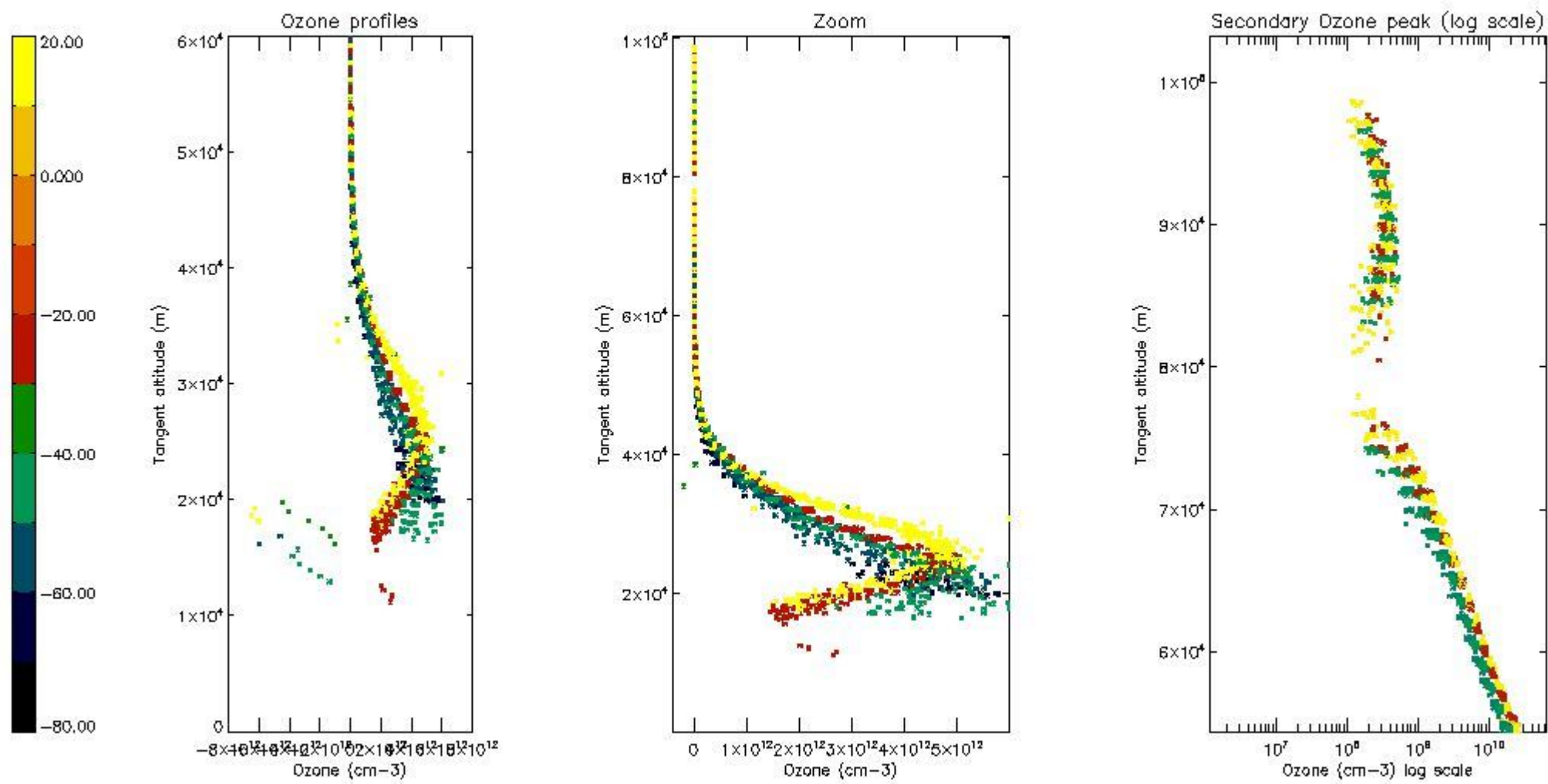
5.3 Plot ozone profiles where STD < 20% (dark without errors)

The colorbar represents the latitude.



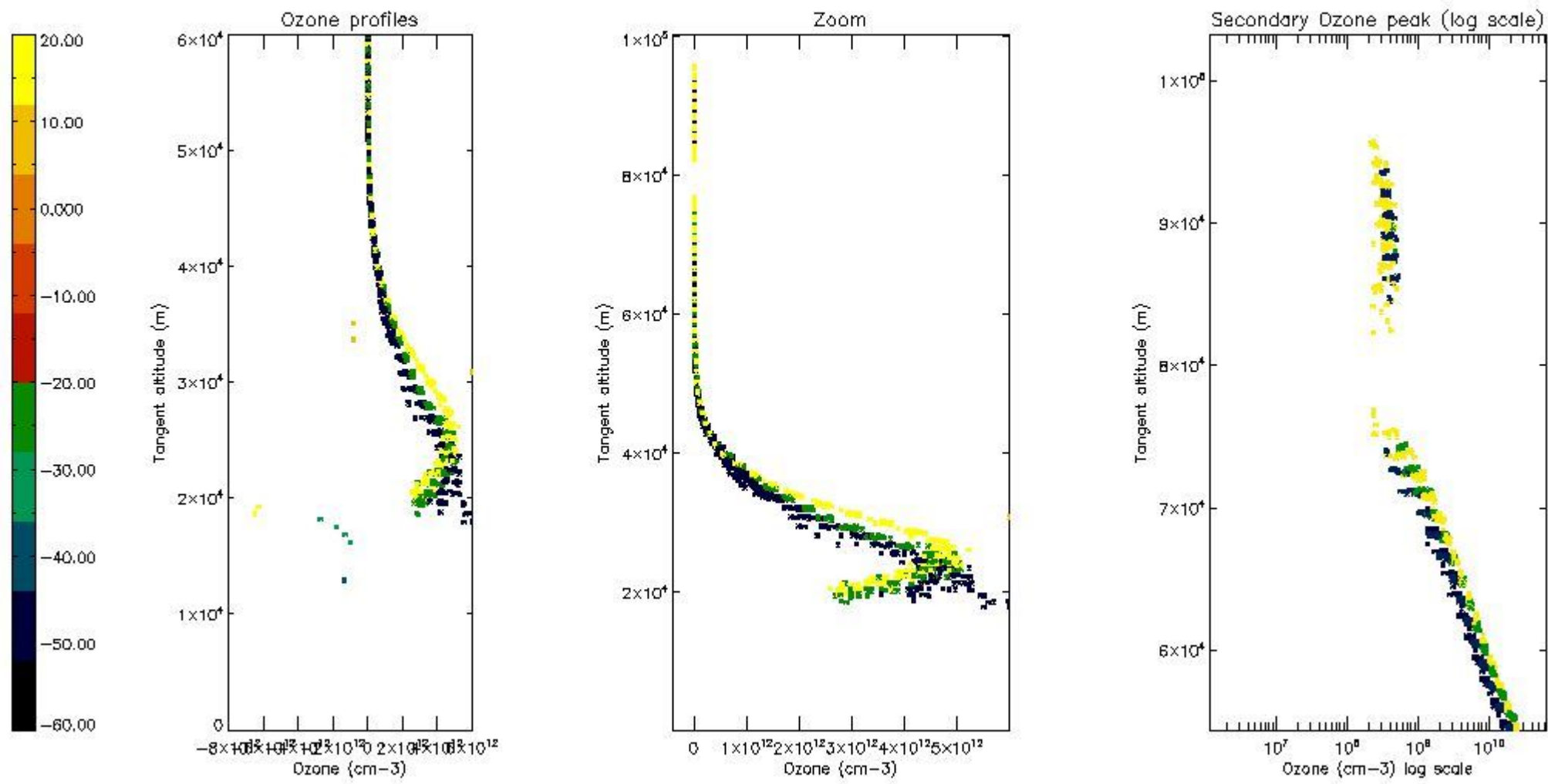
5.4 Plot ozone profiles where STD < 10% (dark without errors)

The colorbar represents the latitude.



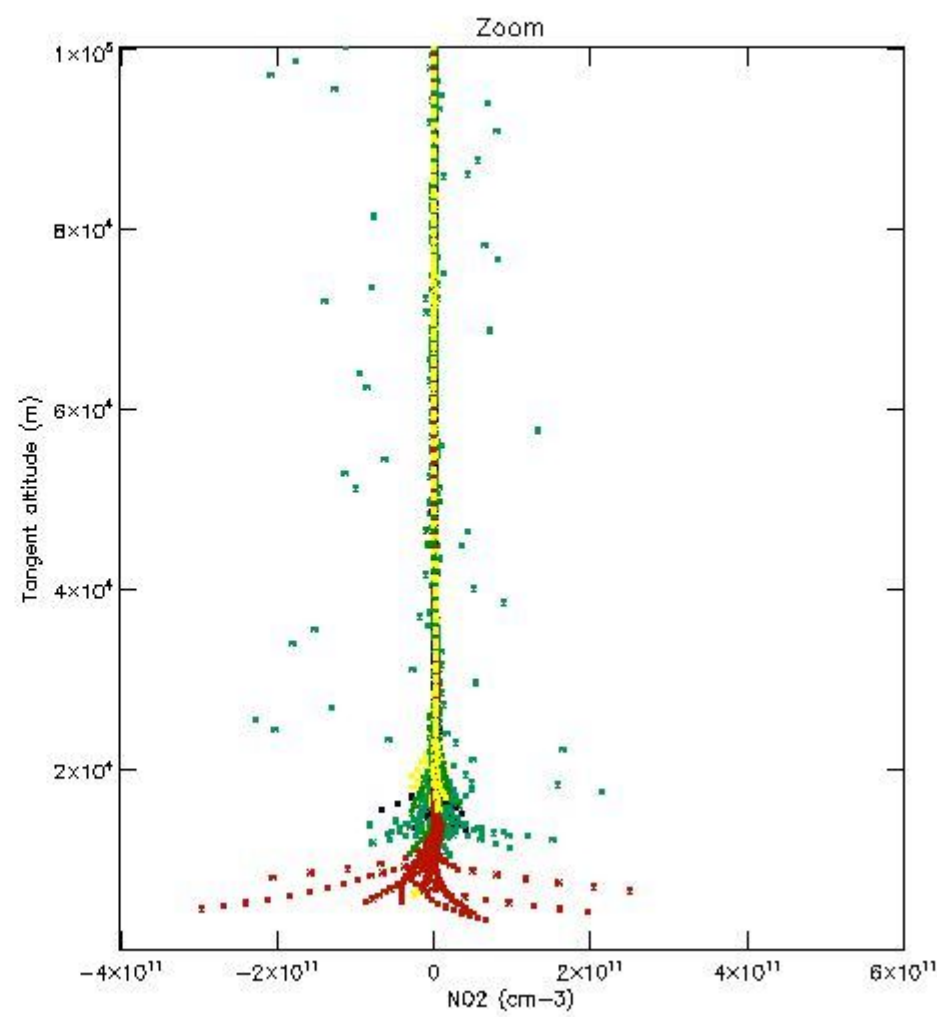
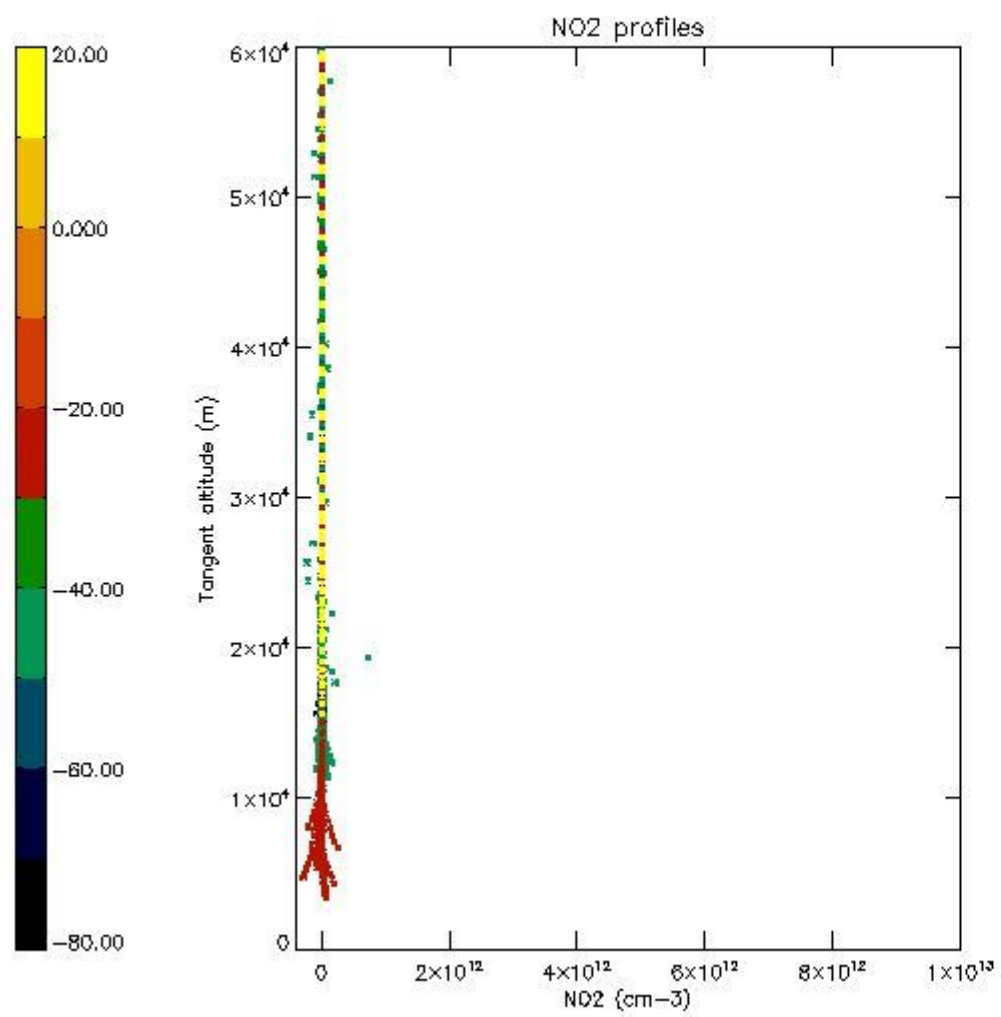
5.5 Plot ozone profiles where STD < 5% (dark without errors)

The colorbar represents the latitude.



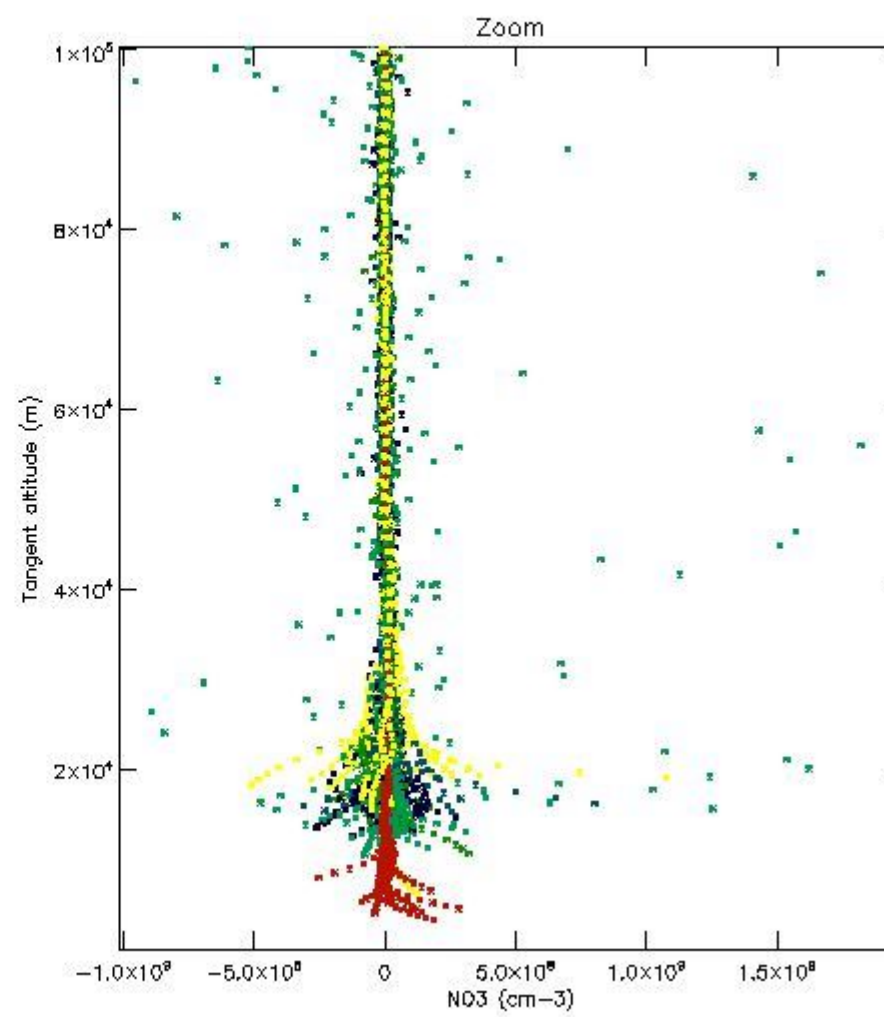
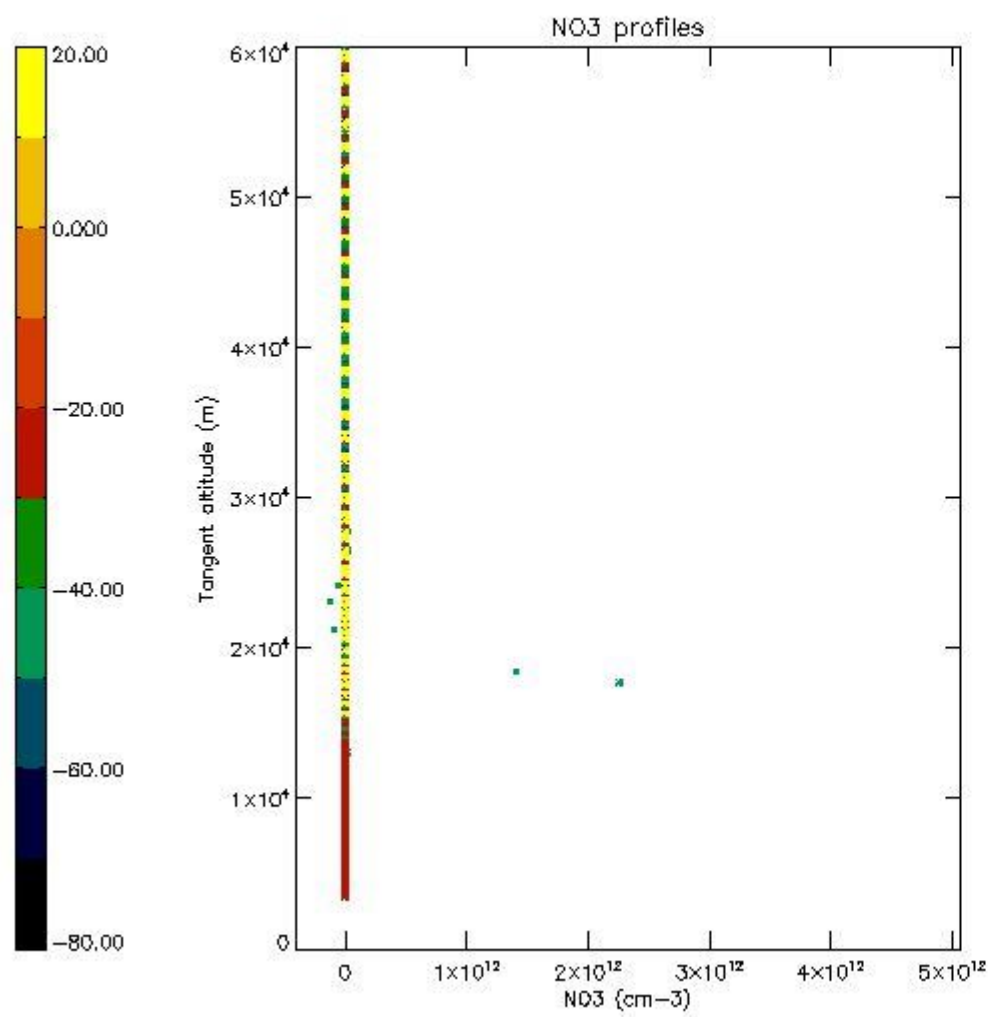
5.6 Plot NO₂ profiles for all STD (dark without errors)

The colorbar represents the latitude.



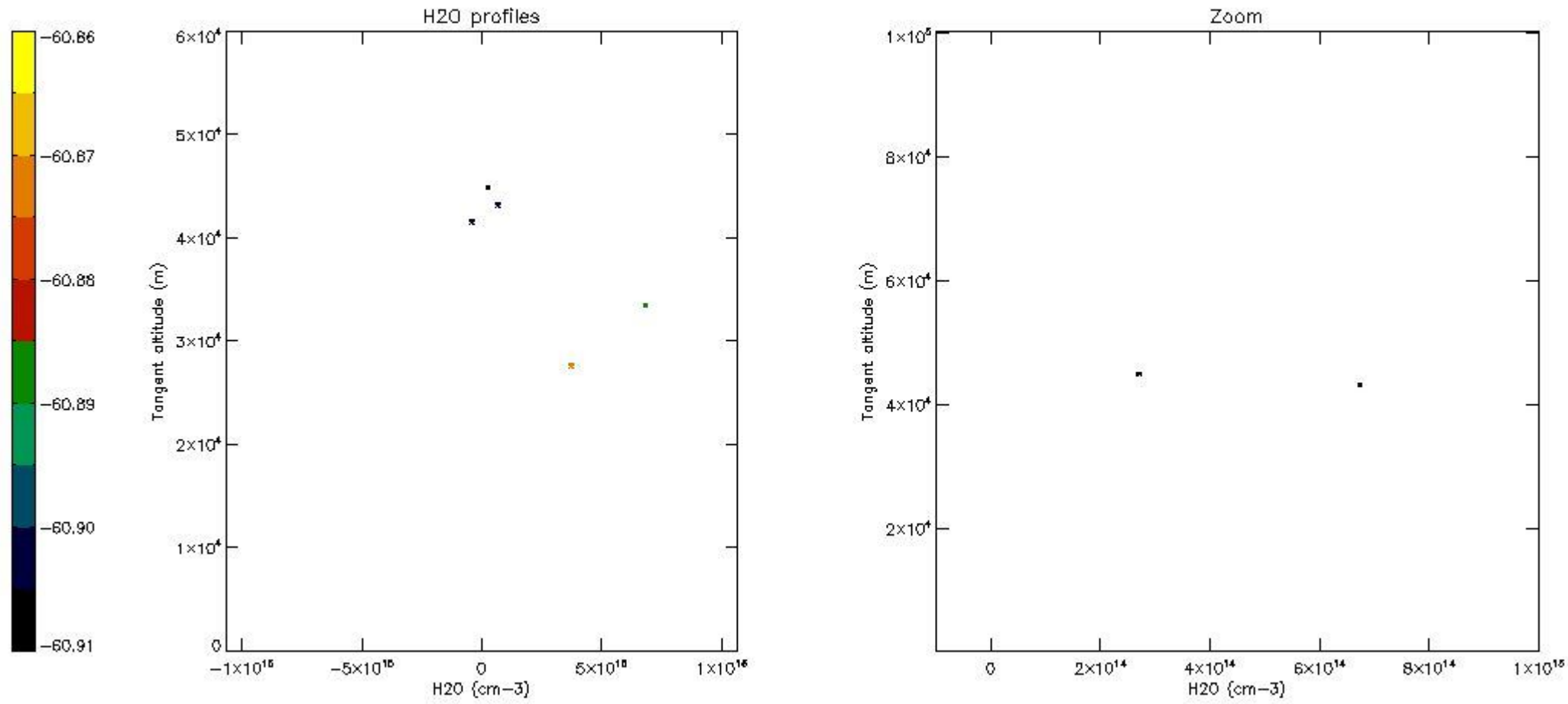
5.7 Plot NO3 profiles for all STD (dark without errors)

The colorbar represents the latitude.



5.8 Plot H2O profiles for all STD (only for occultations of stars 1,2,3,4,13,14,16,26,63 dark without errors)

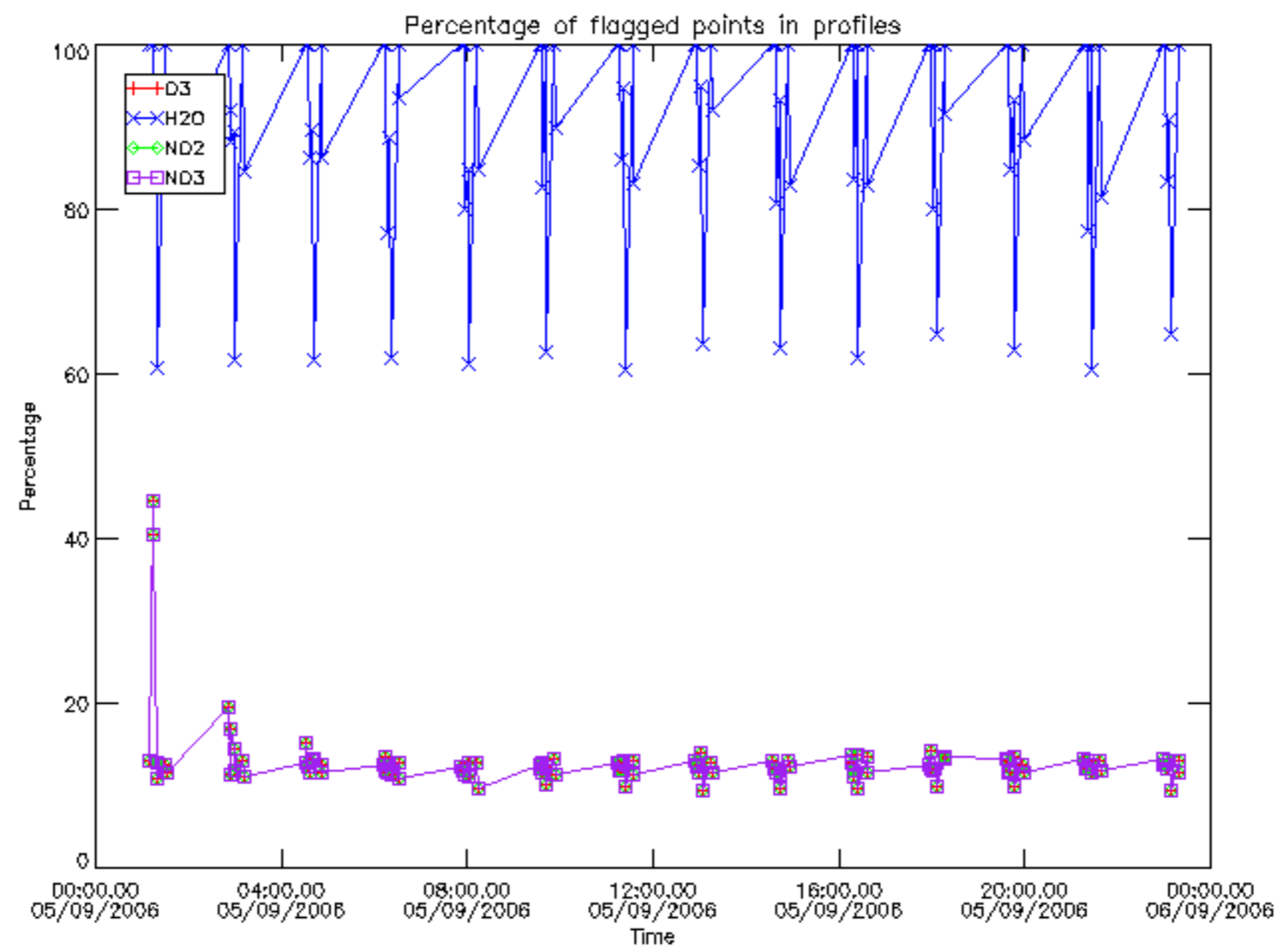
The colorbar represents the latitude.



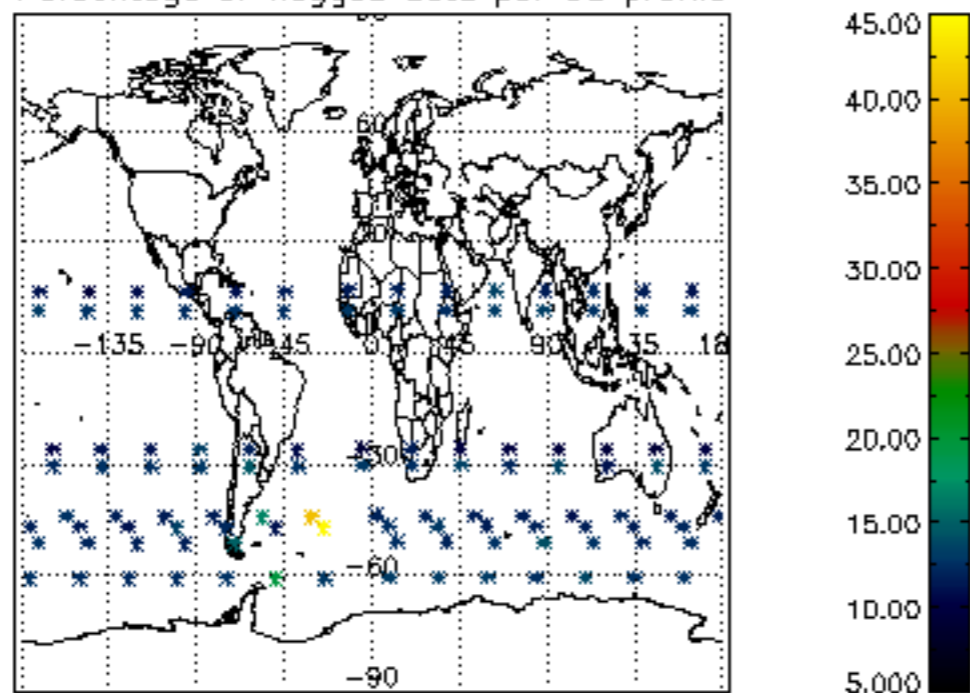
6. Auxiliary Data Files used for the production reported in section 2

The number reported in the third column indicates since which file (see list in section 2) the corresponding auxiliary file has been used. The fourth column is the date of those product files.

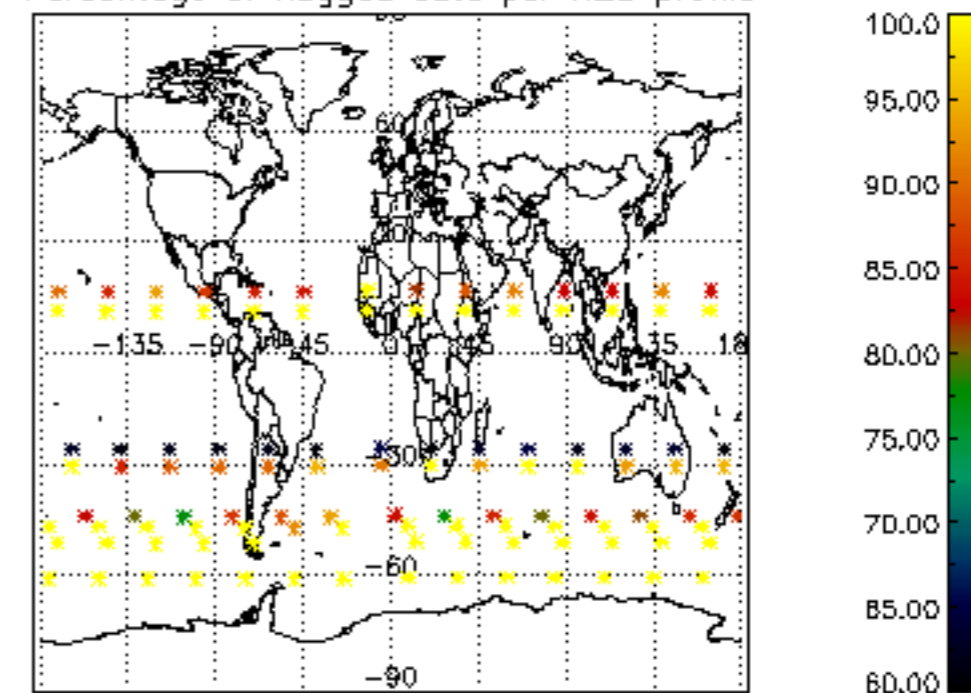
Type	Auxiliary Filename	Used since product	Used since product date
INST_PHYS_CHARACTERISTICS	GOM_INS_AXVIEC20091111_143220_20030716_120000_20500101_000000	1	05-SEP-2006 00:01:18
LEVEL-2_PROC_CONFIG	GOM_PR2_AXVIEC20091111_152718_20020301_000000_20500101_000000	1	05-SEP-2006 00:01:18
CROSS_SECTIONS_FILE	GOM_CRS_AXVIEC20091111_154832_20020301_000000_20500101_000000	1	05-SEP-2006 00:01:18



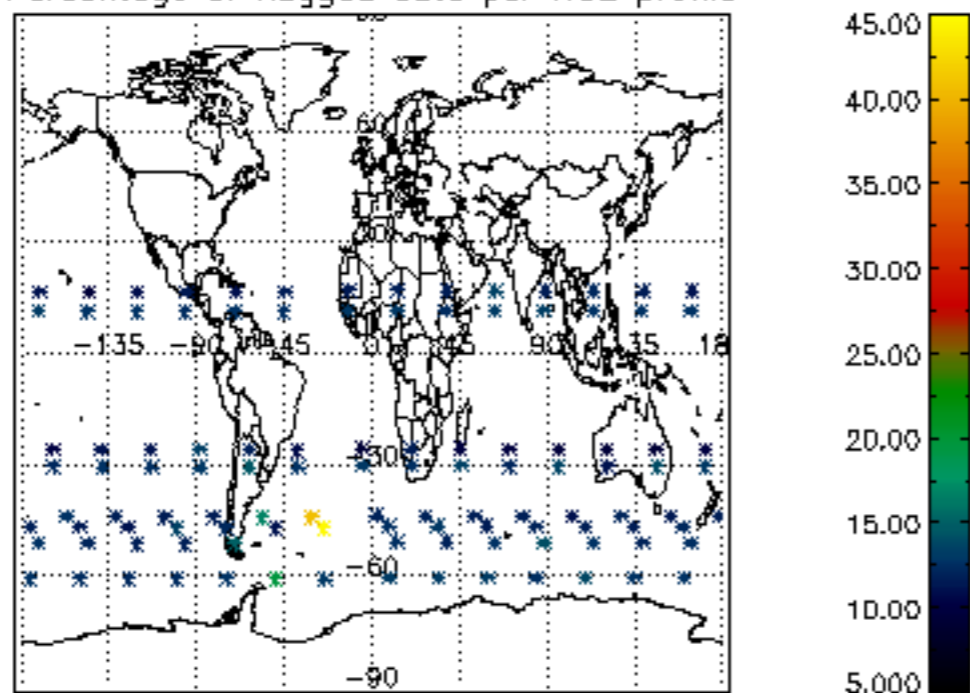
Percentage of flagged data per D3 profile



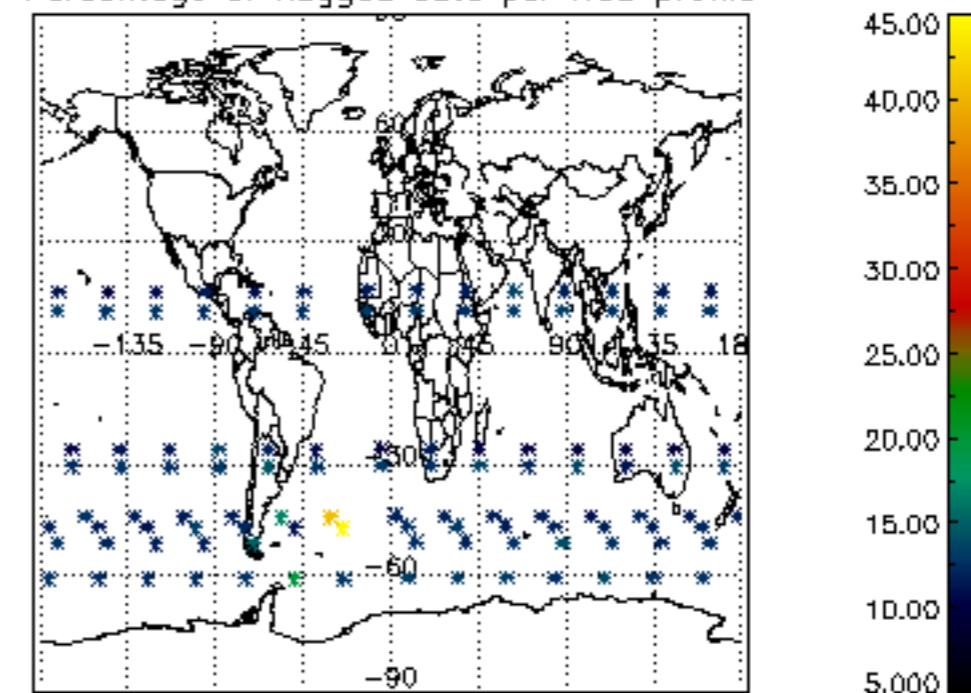
Percentage of flagged data per H2O profile

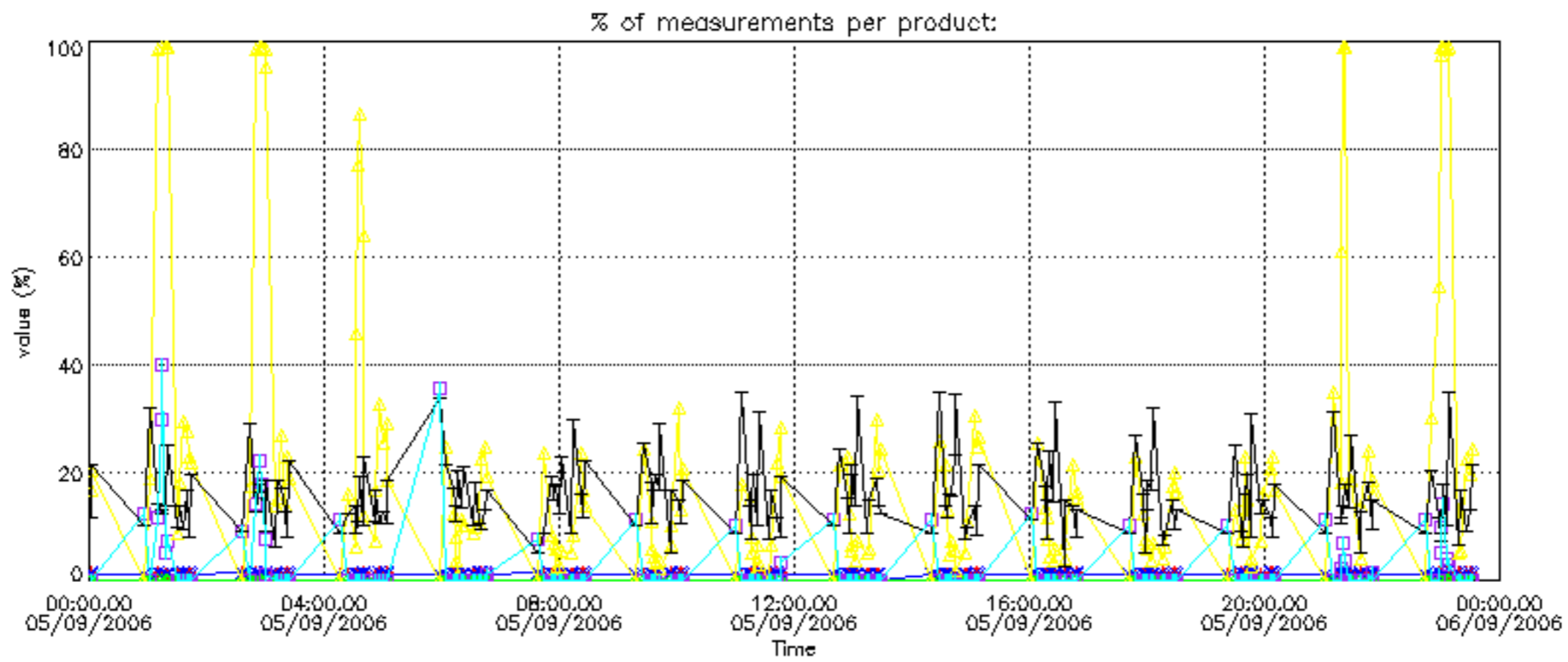


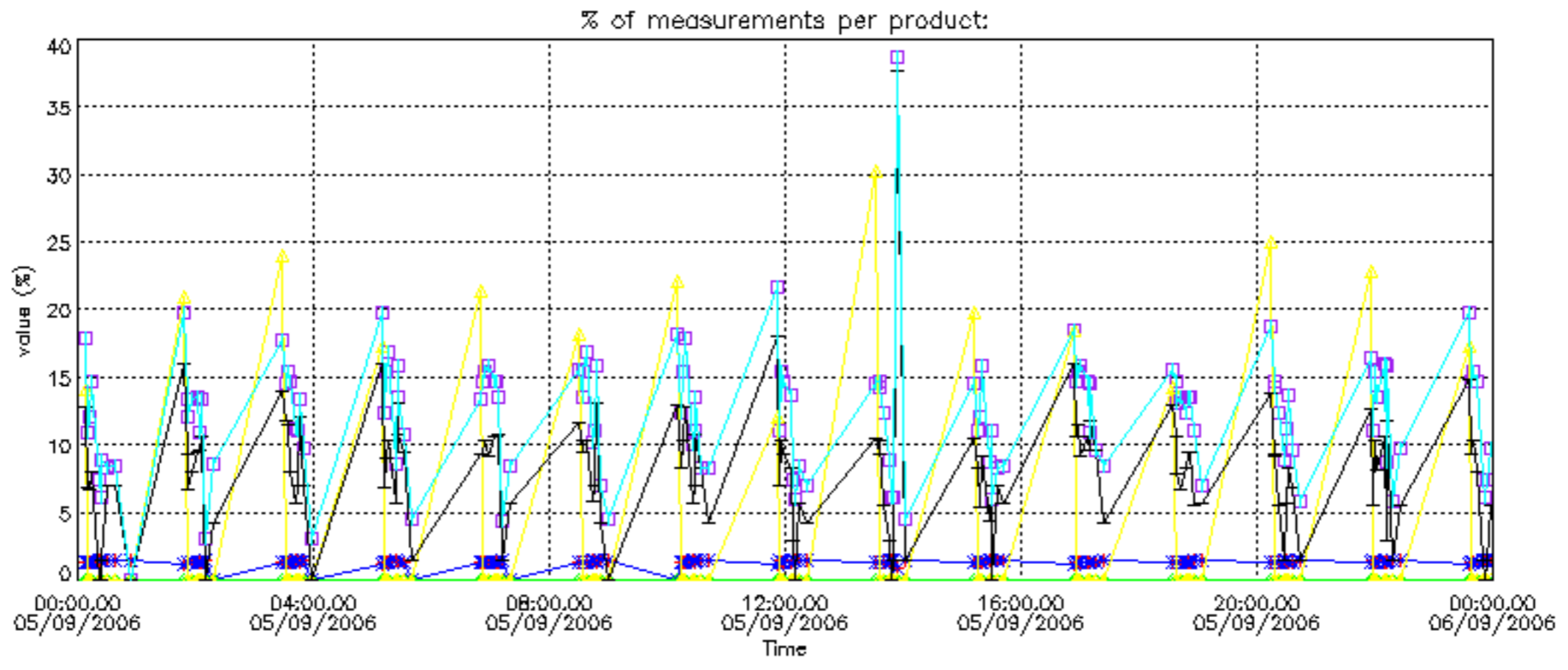
Percentage of flagged data per NO2 profile



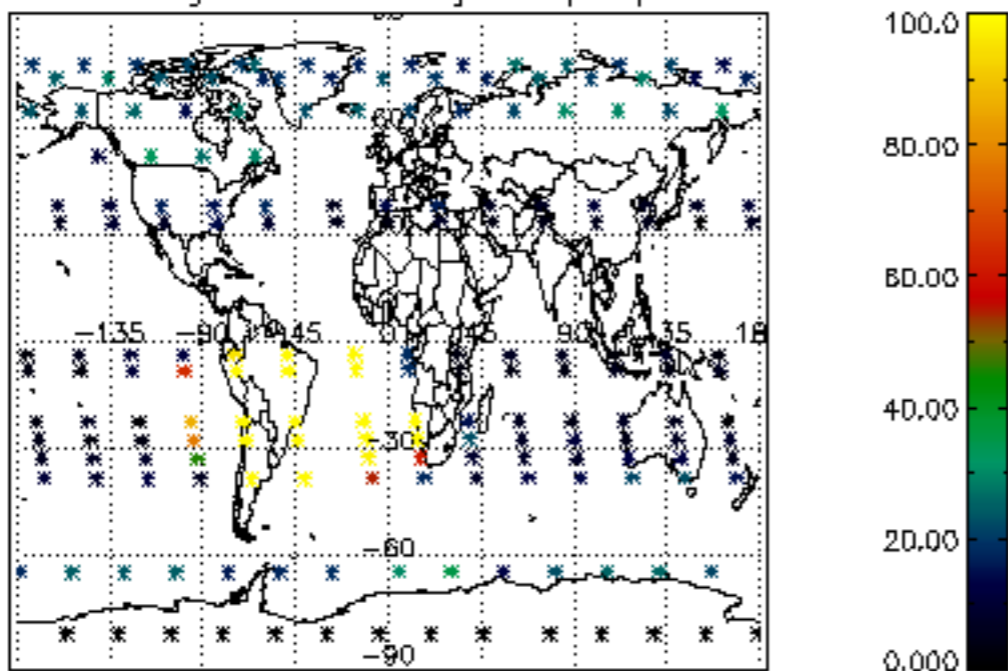
Percentage of flagged data per NO3 profile



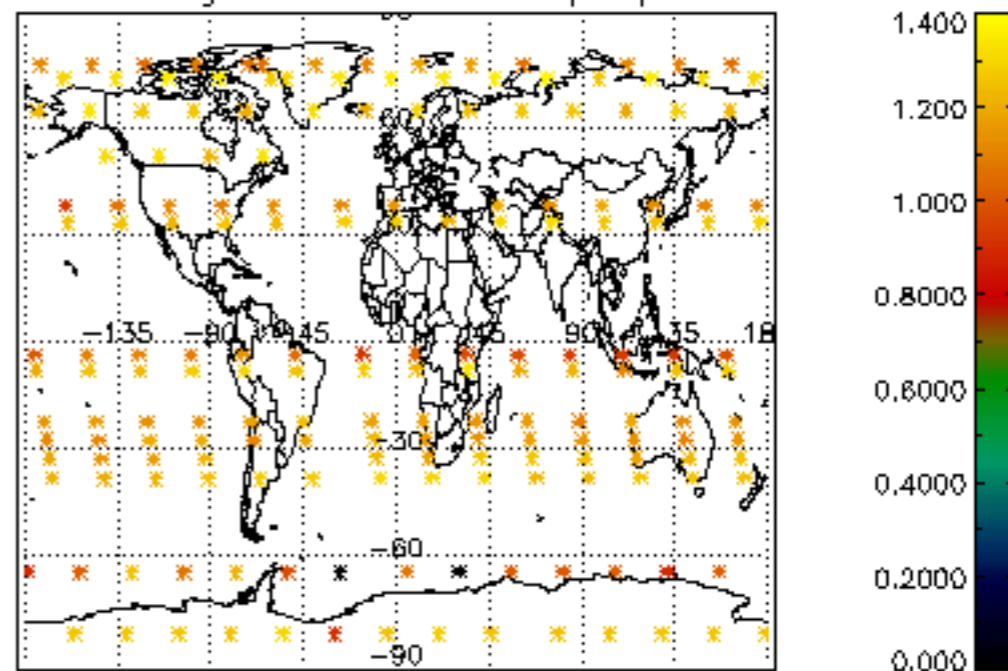




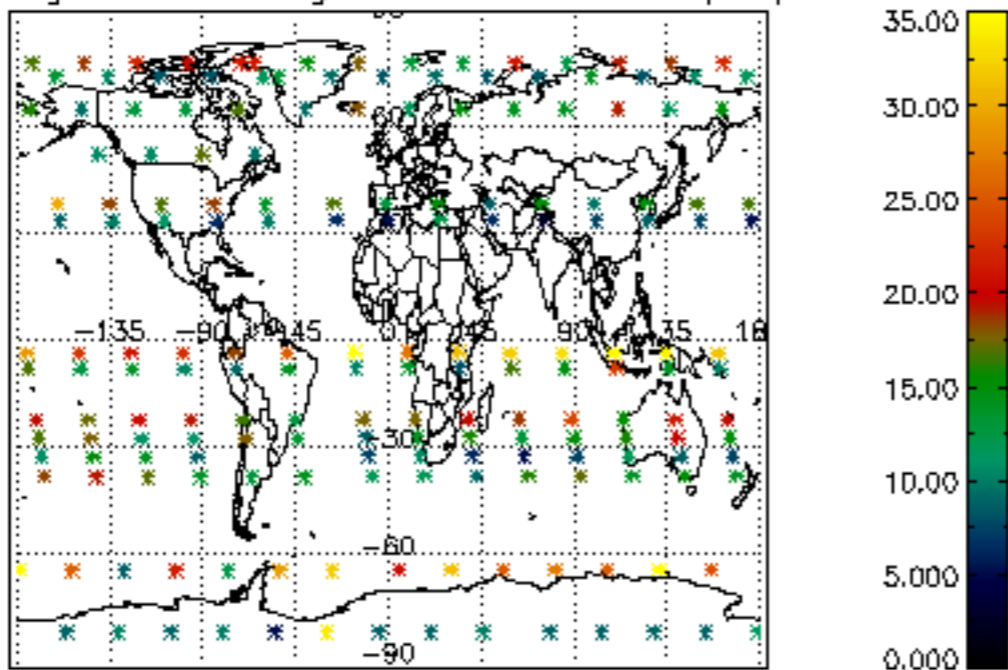
Percentage of cosmic ray hits per profile



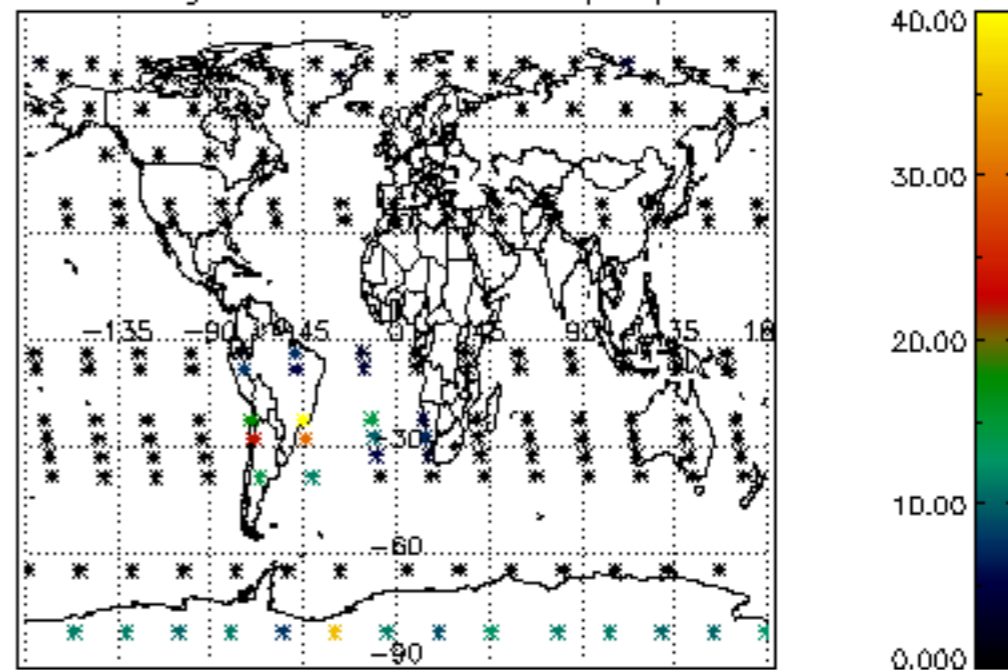
Percentage of datation errors per profile



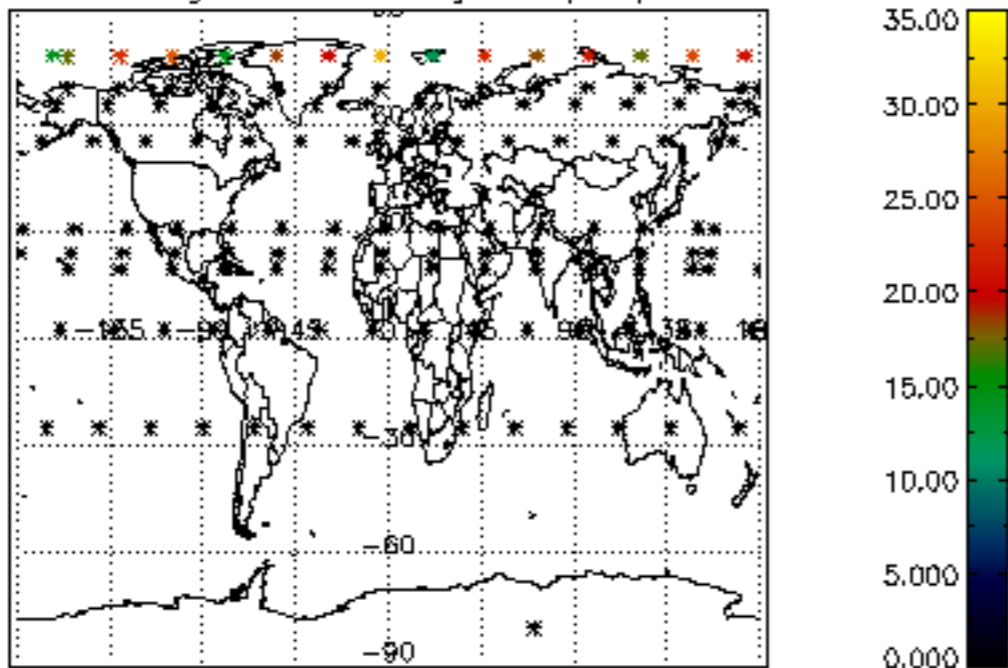
Percentage of star falling outside central band per profile



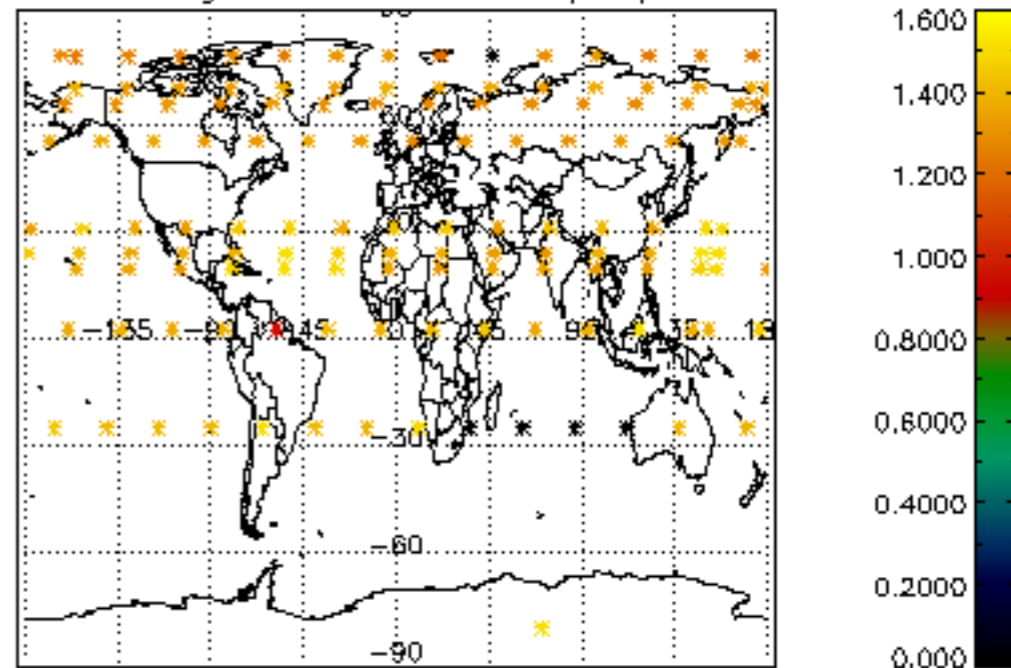
Percentage of saturation errors per profile



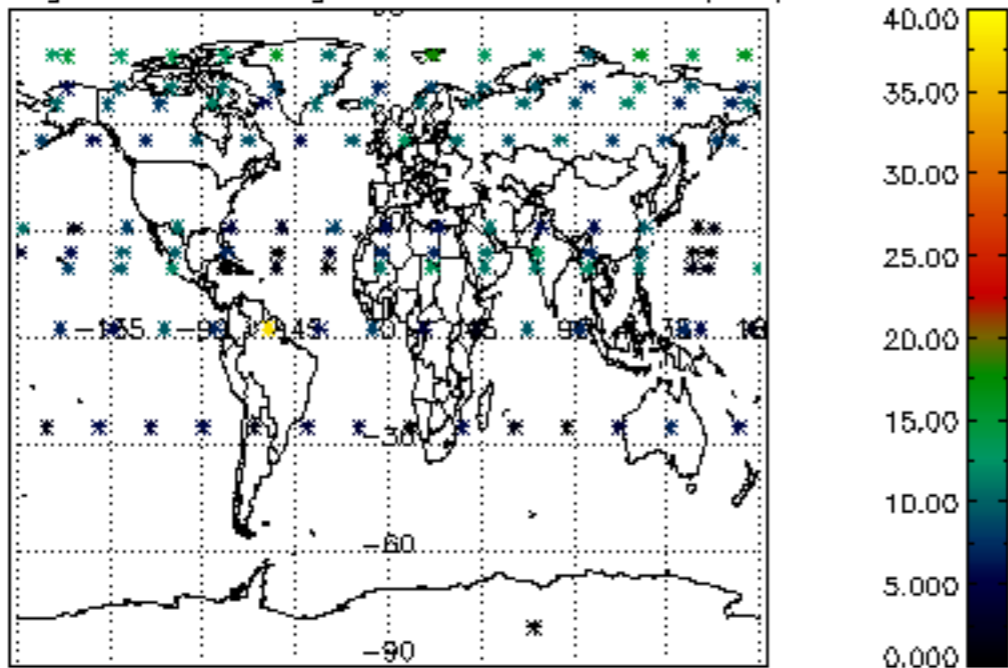
Percentage of cosmic ray hits per profile



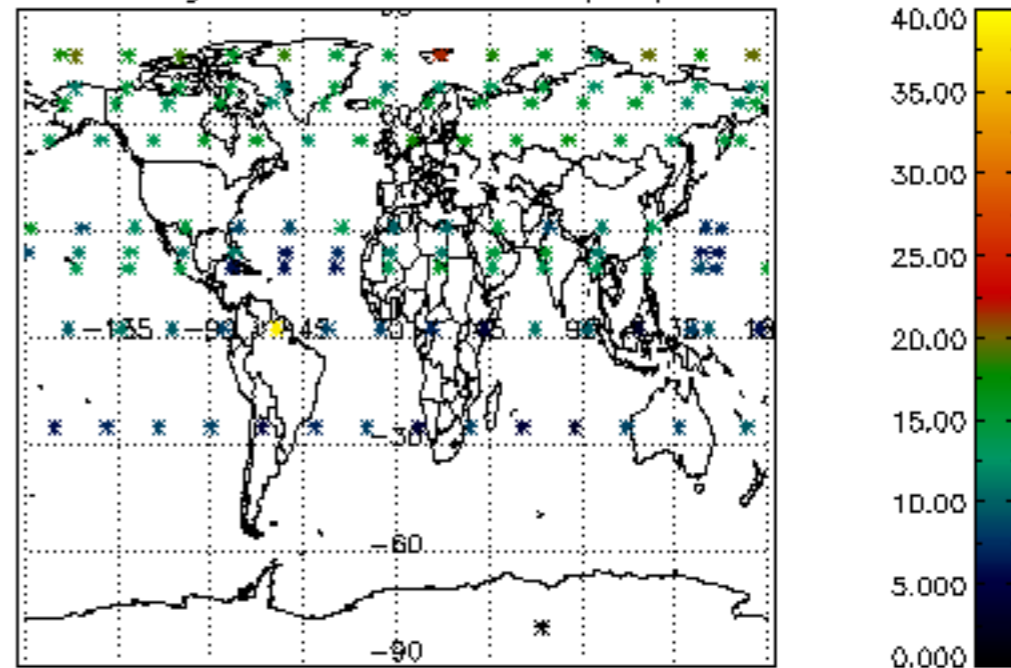
Percentage of datation errors per profile

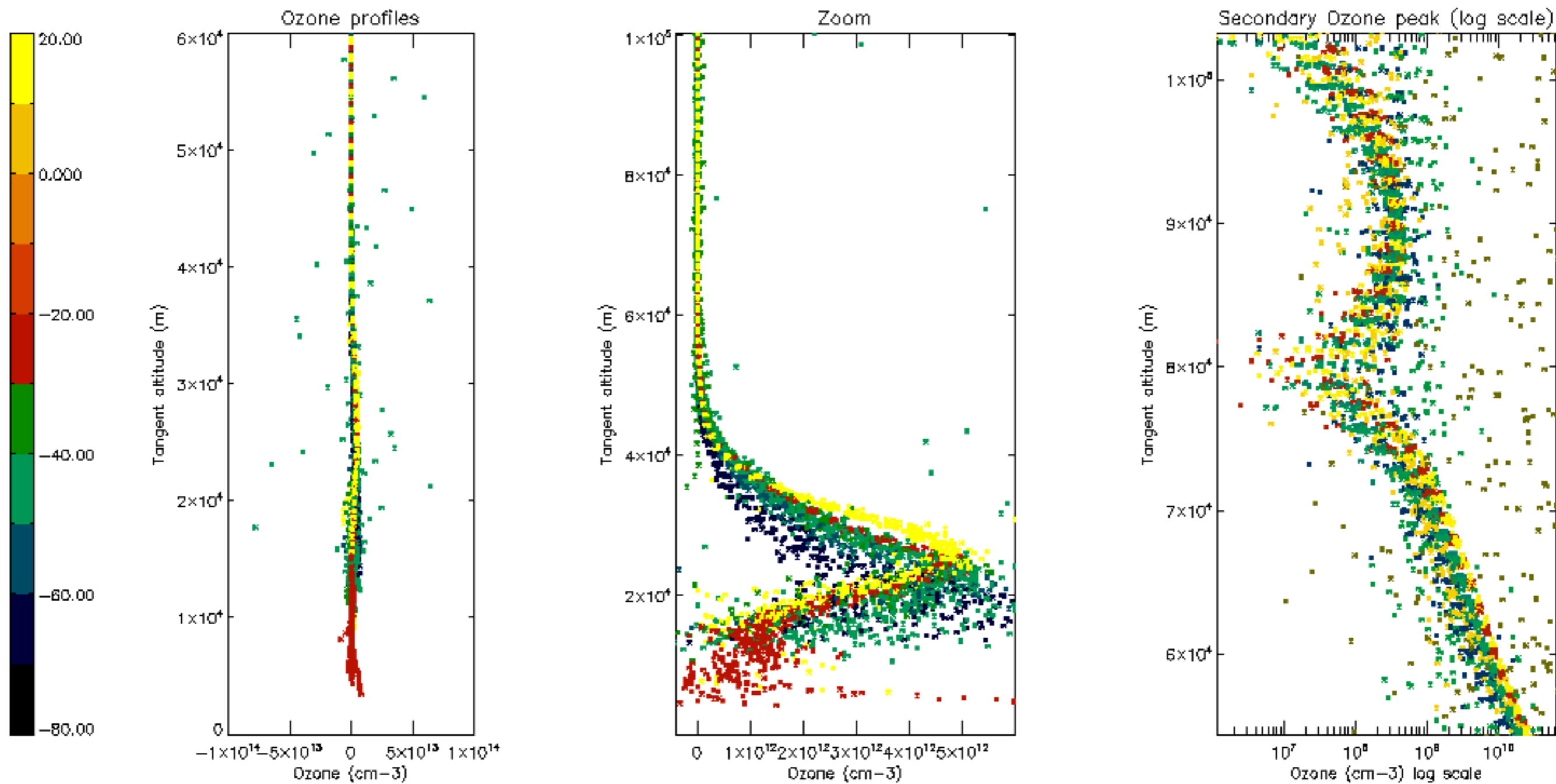


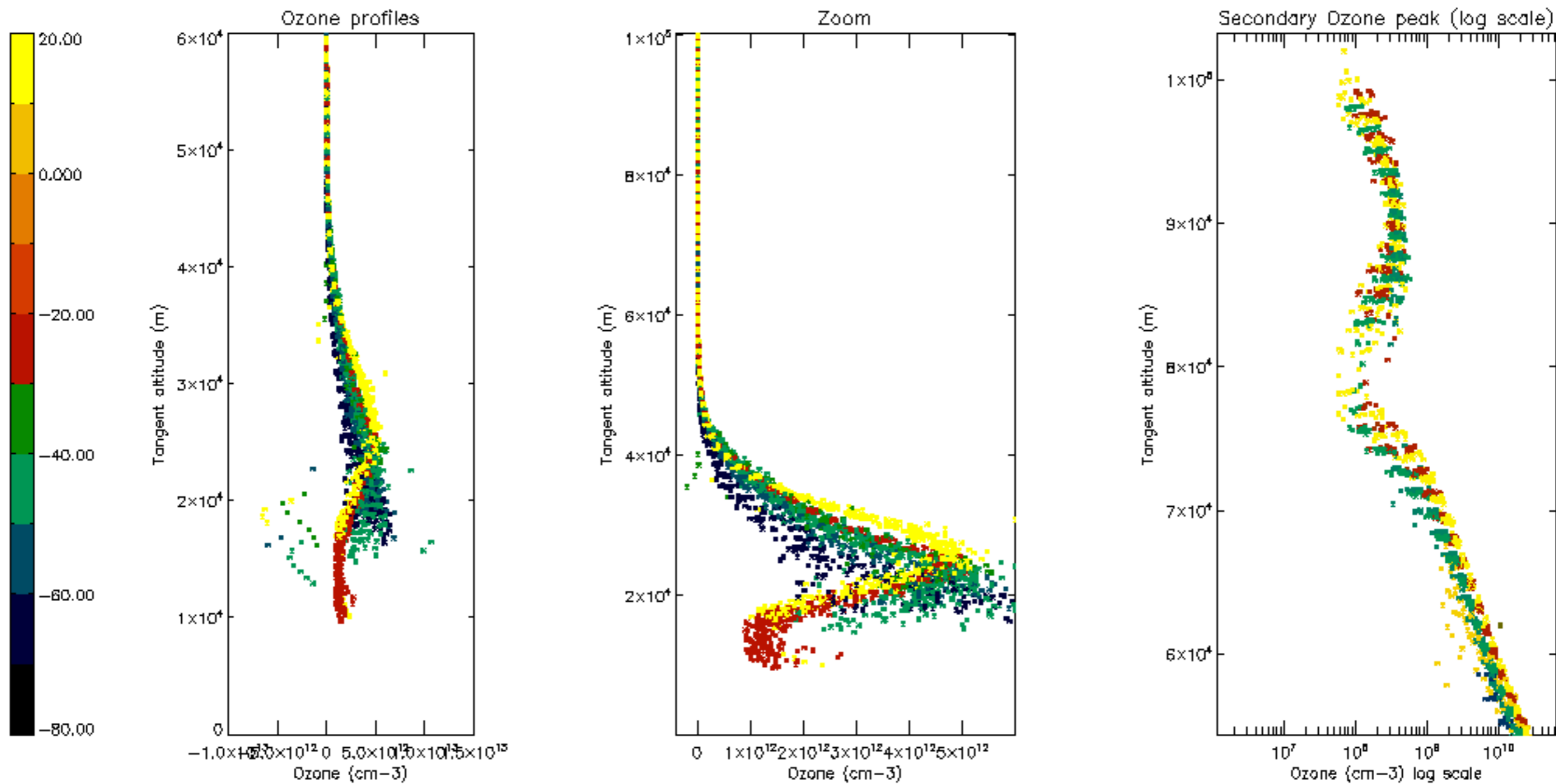
Percentage of star falling outside central band per profile

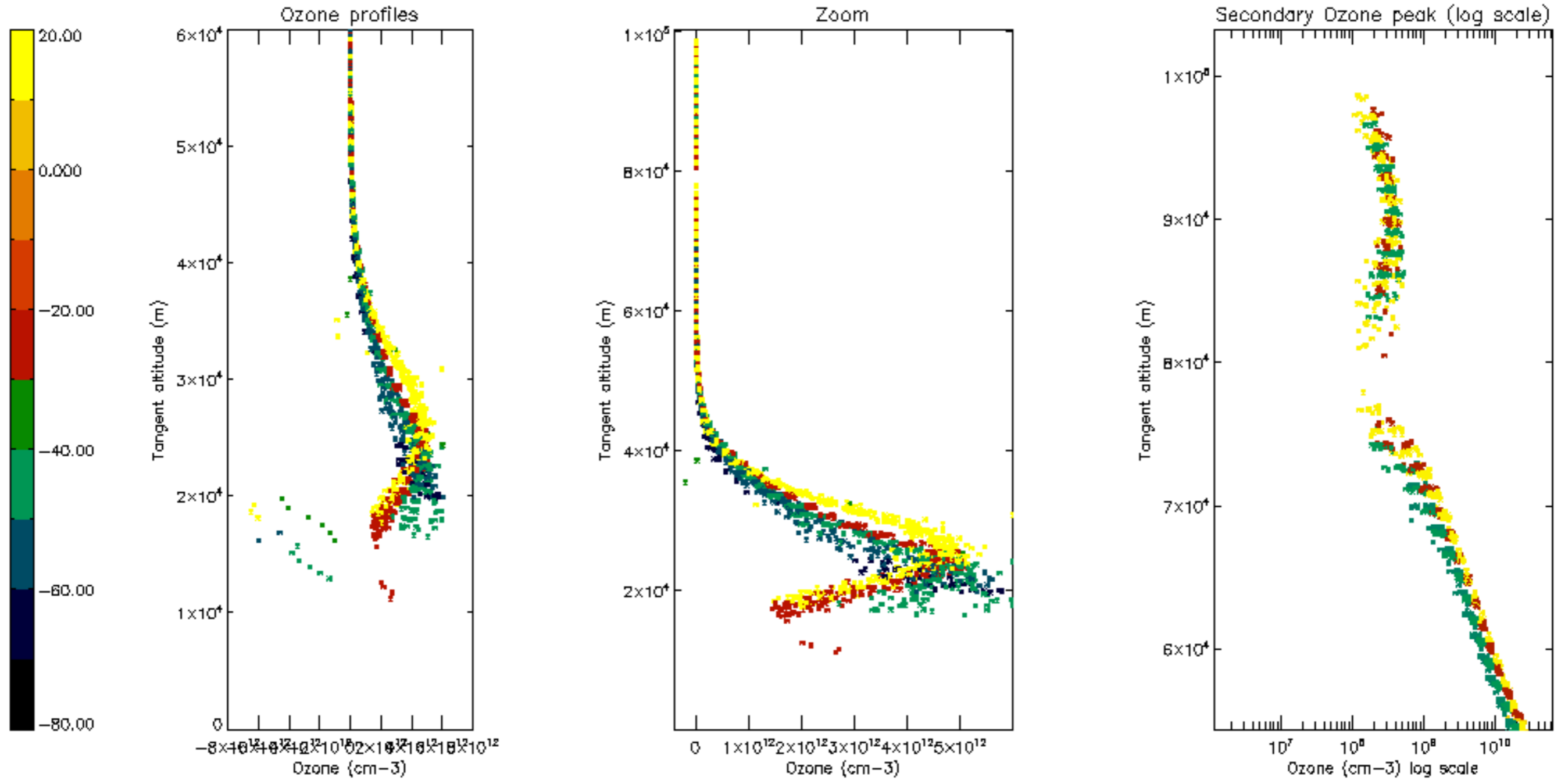


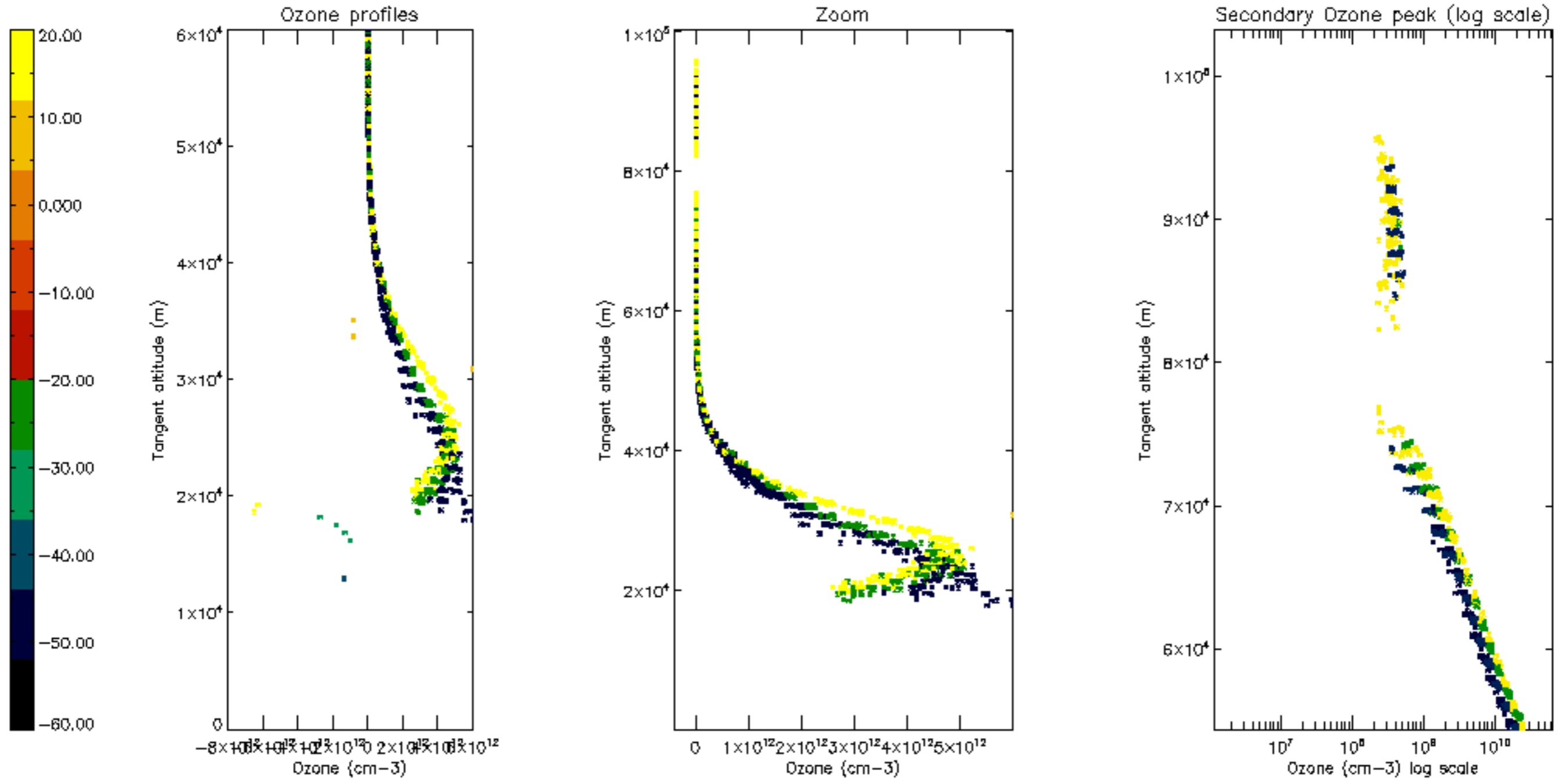
Percentage of saturation errors per profile

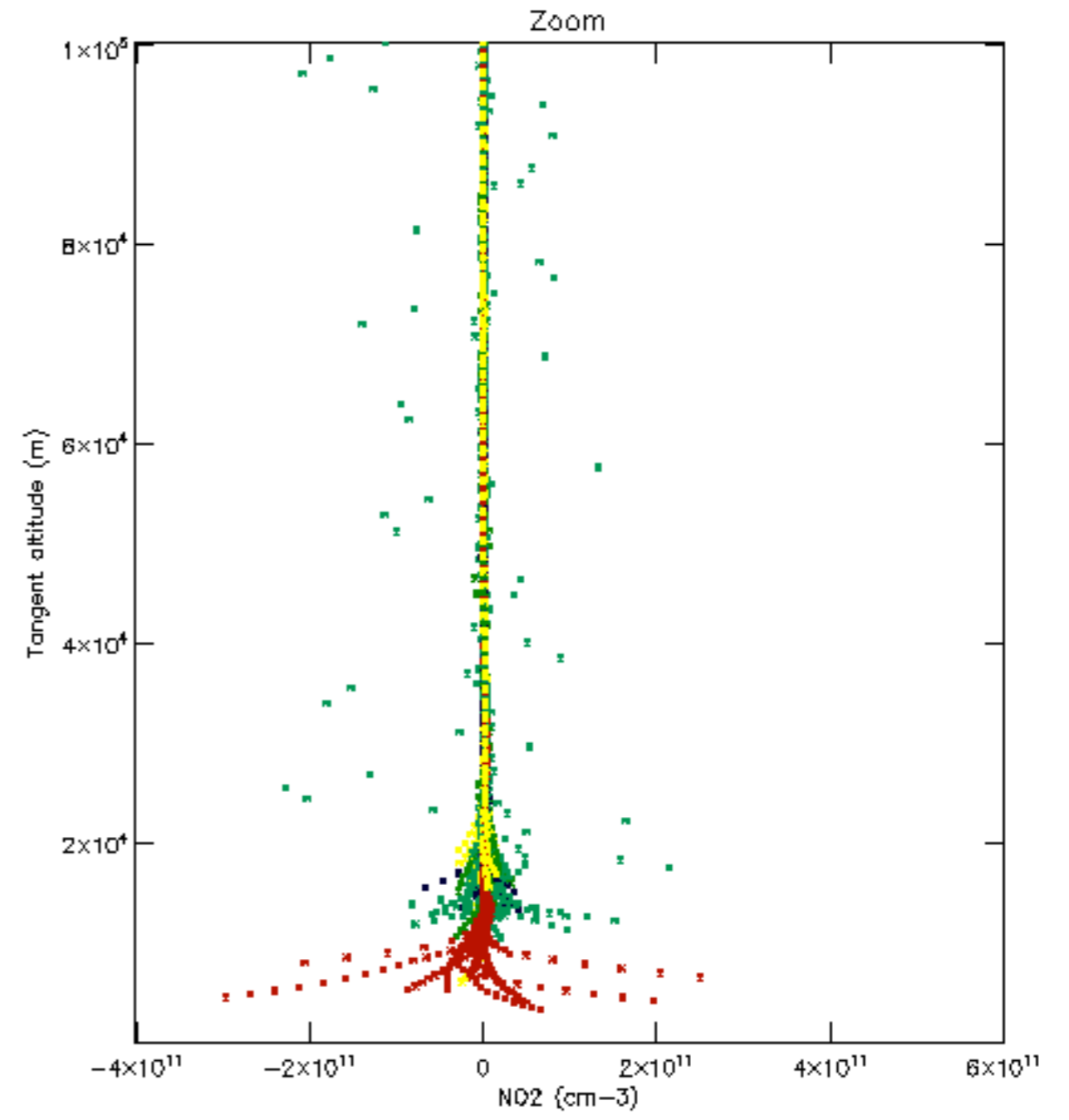
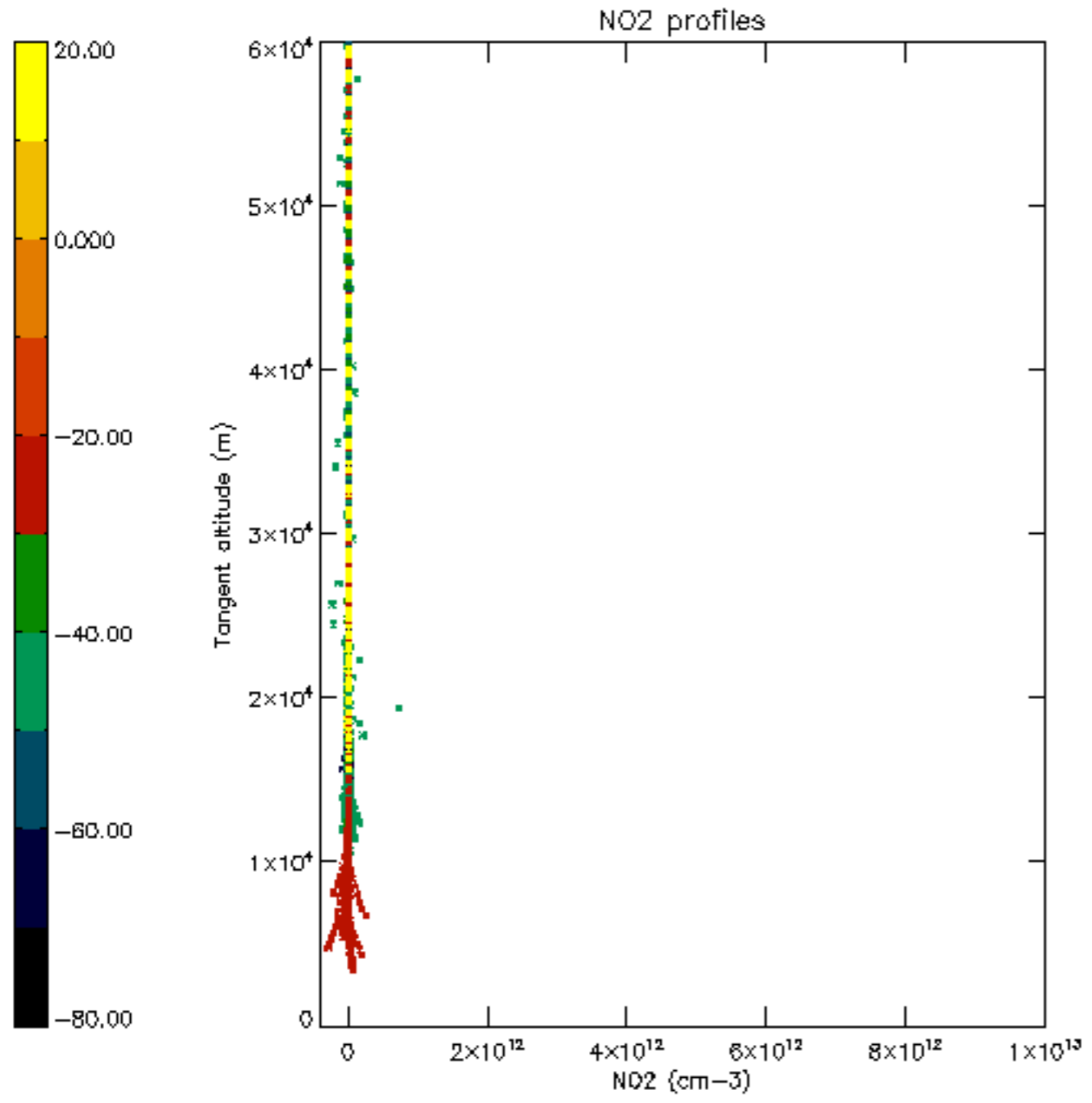


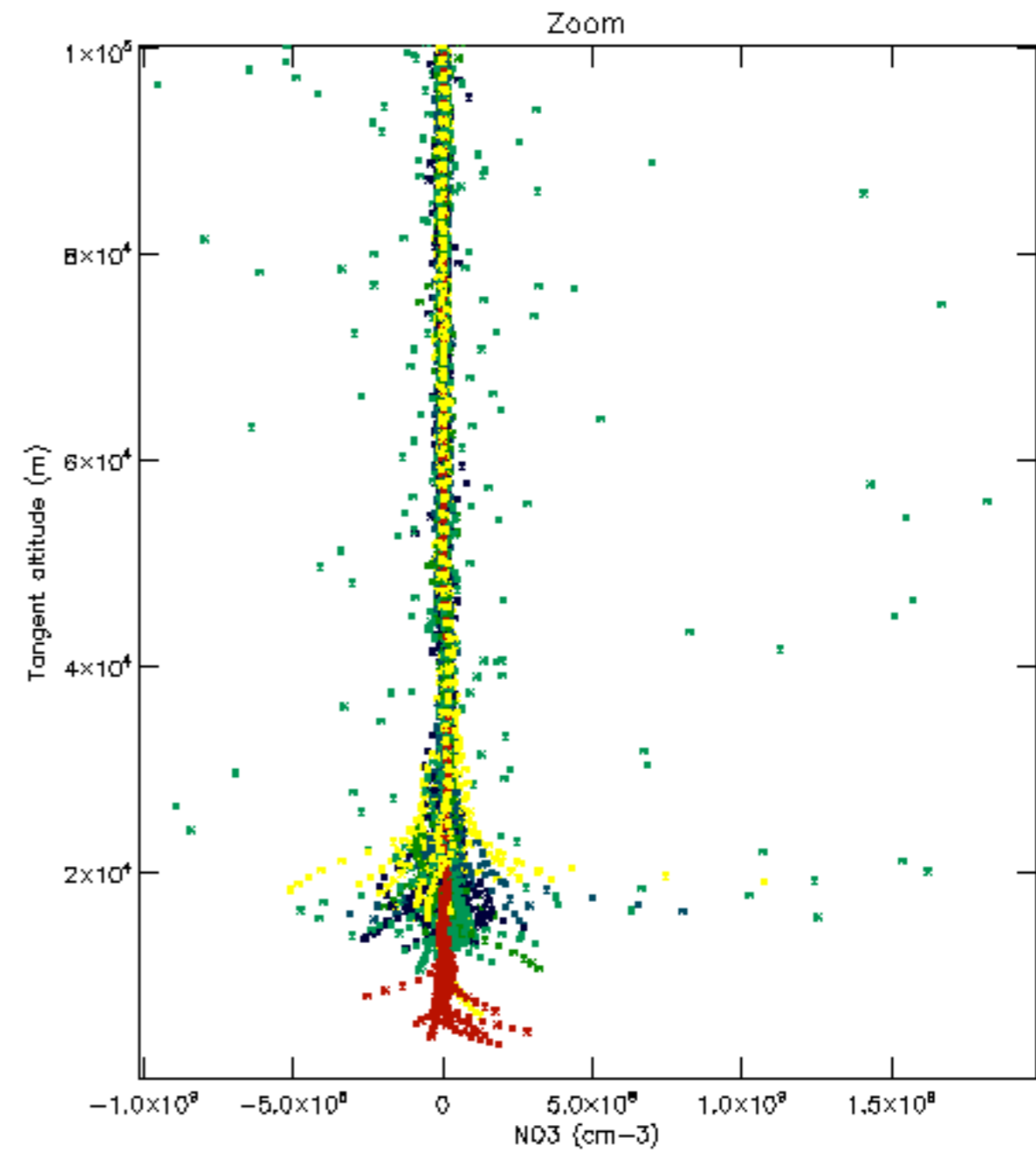
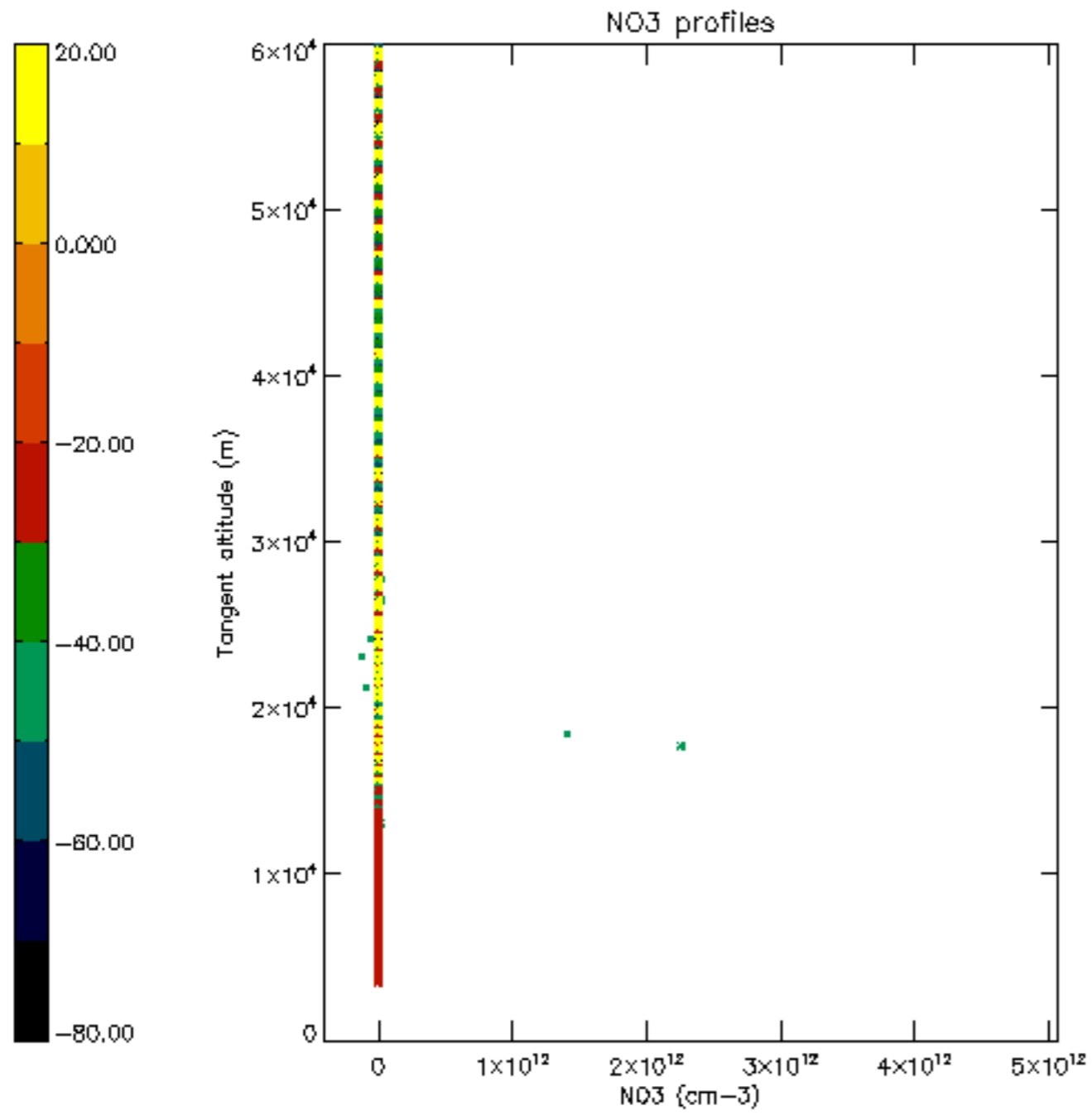


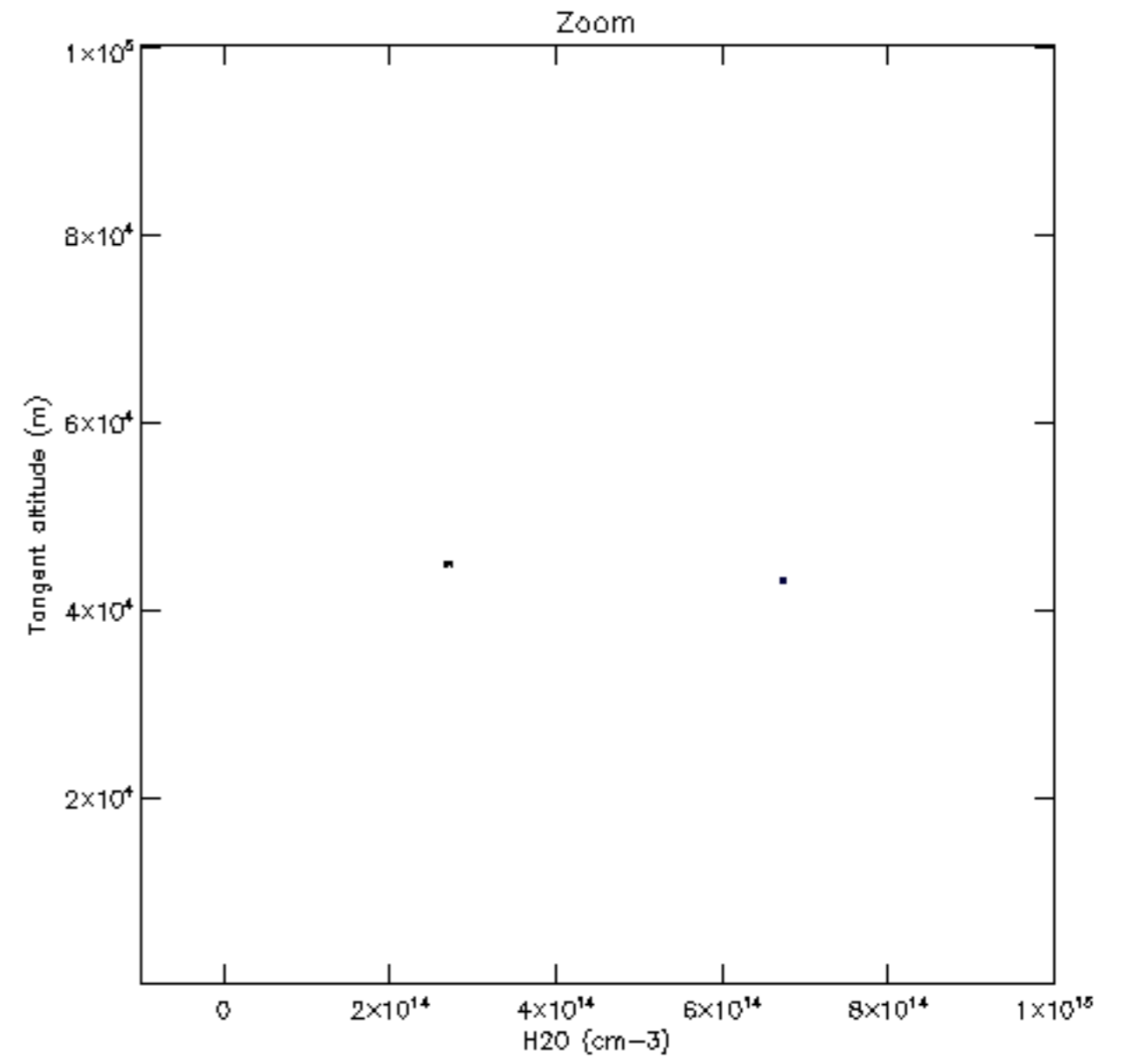
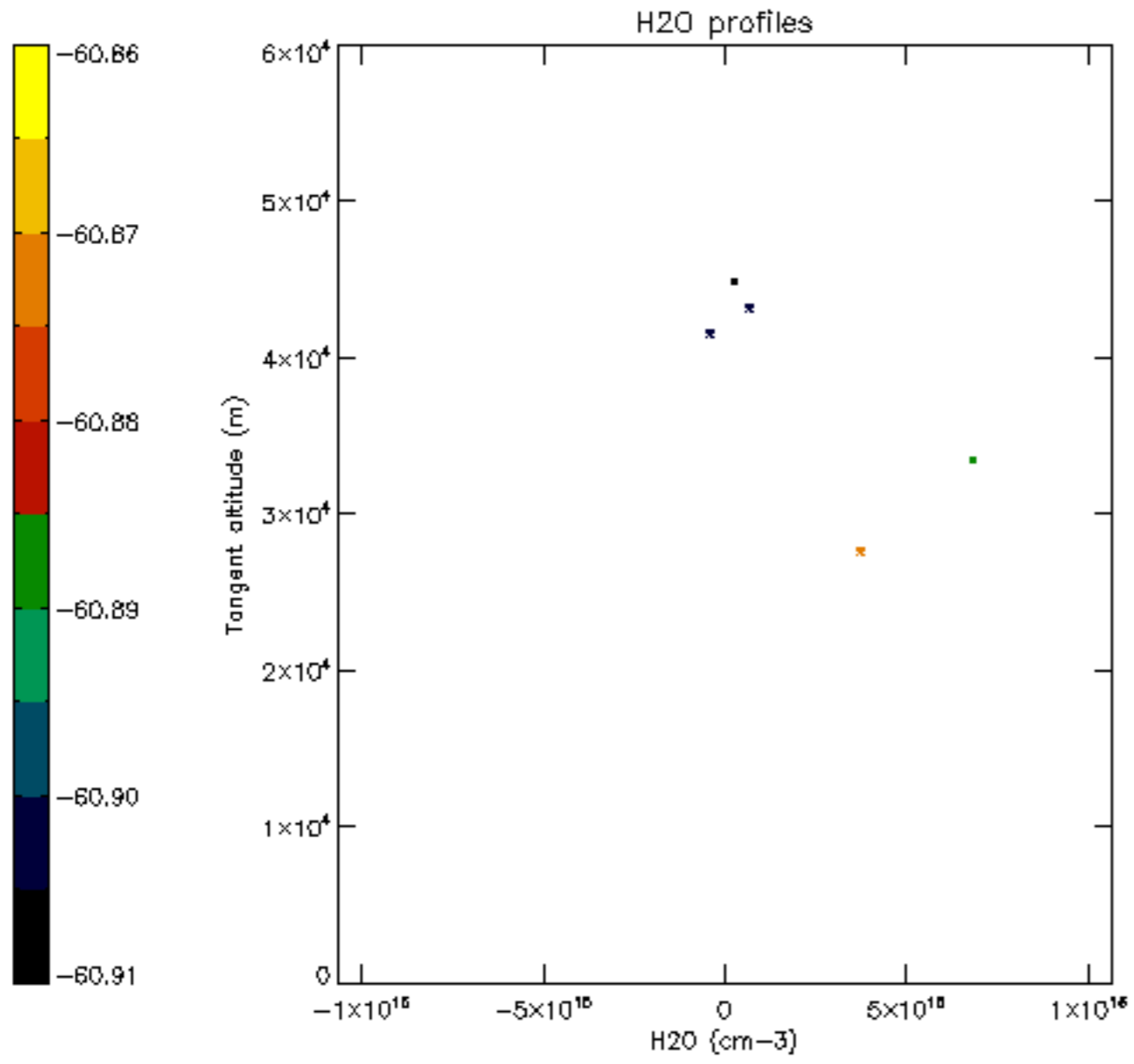


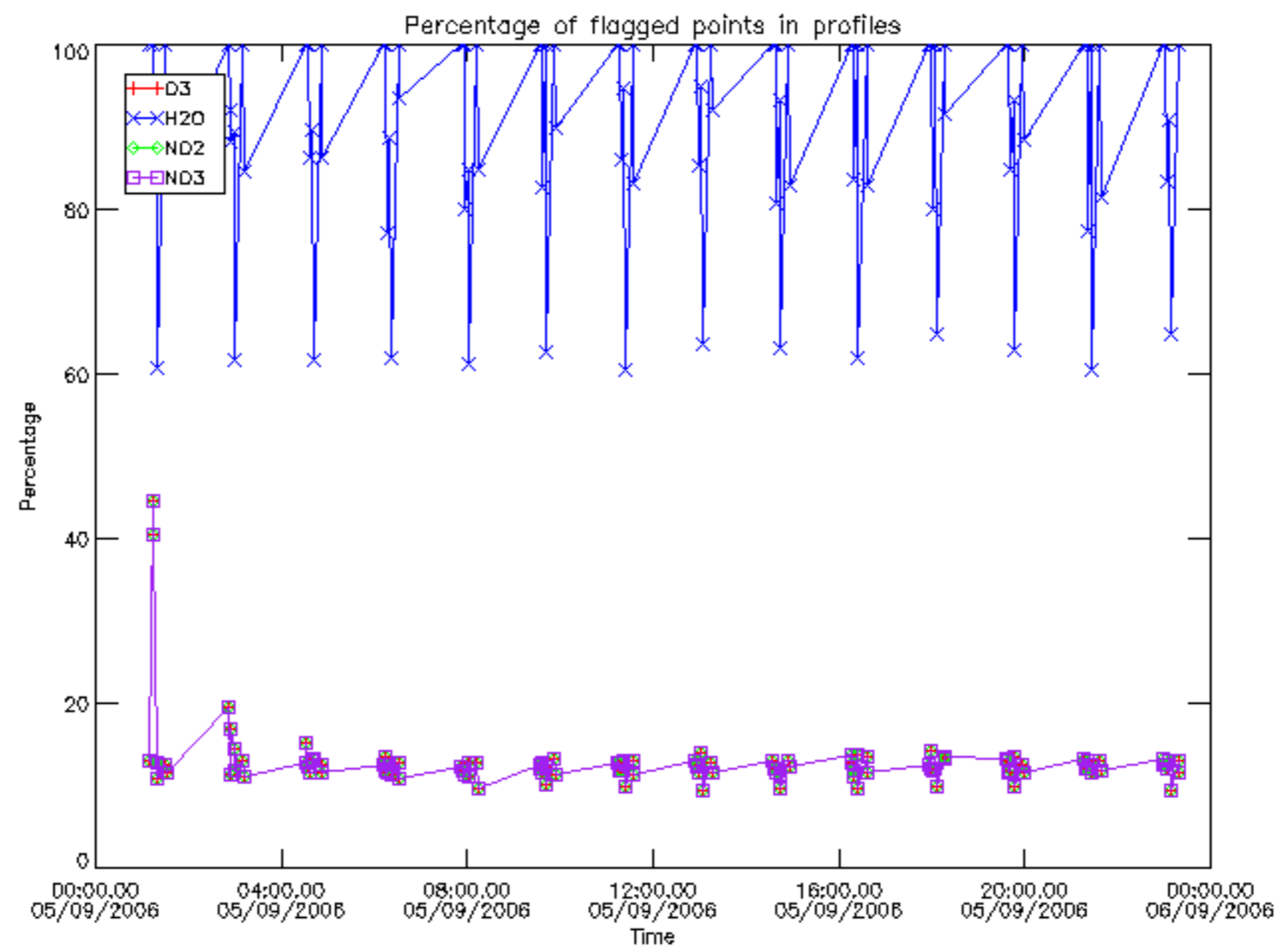




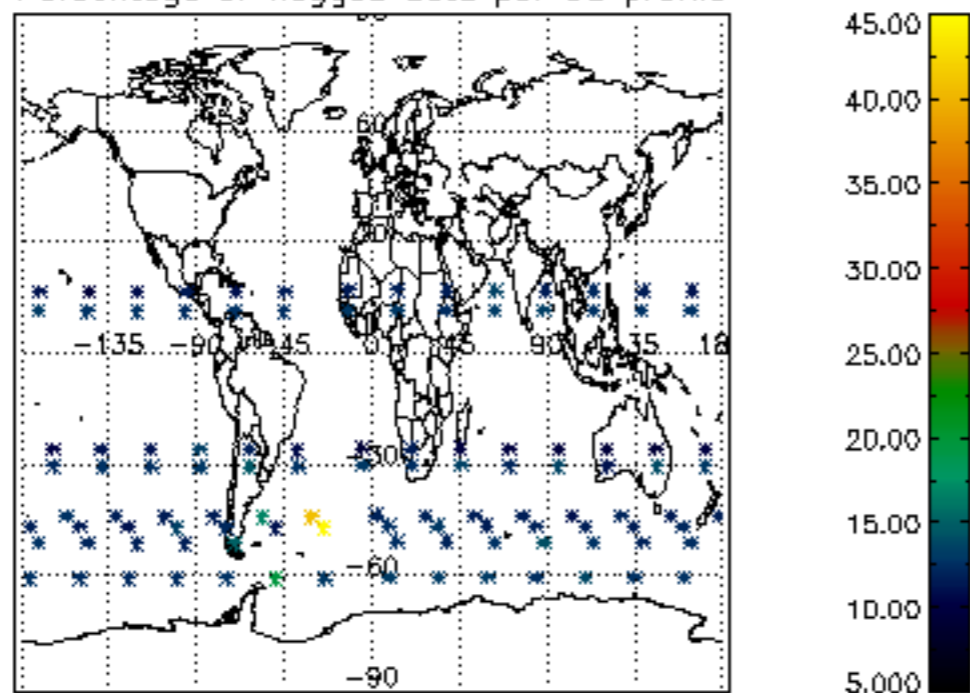




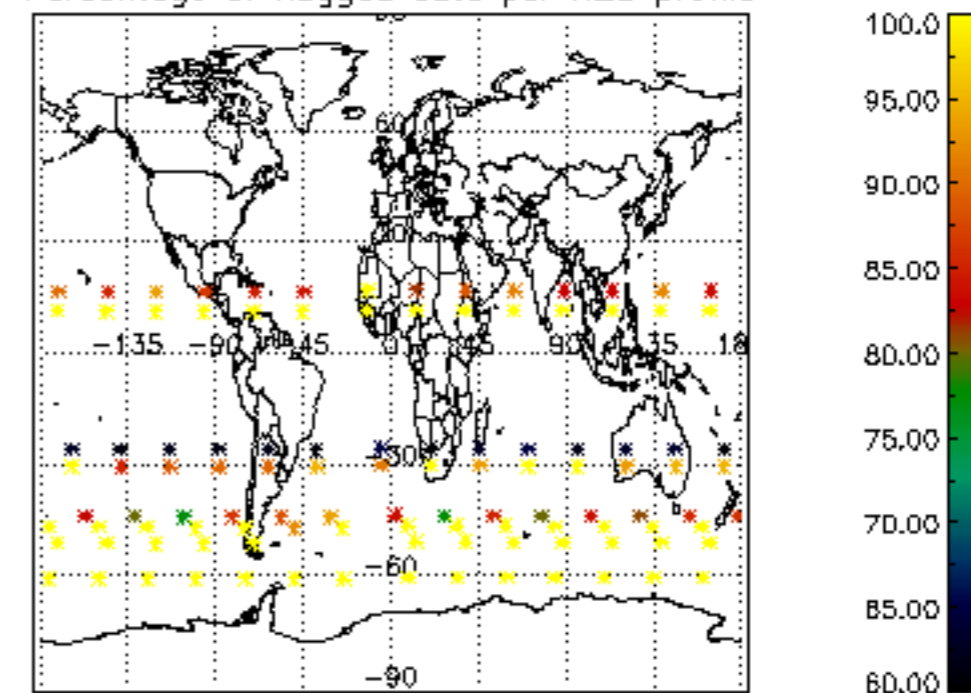




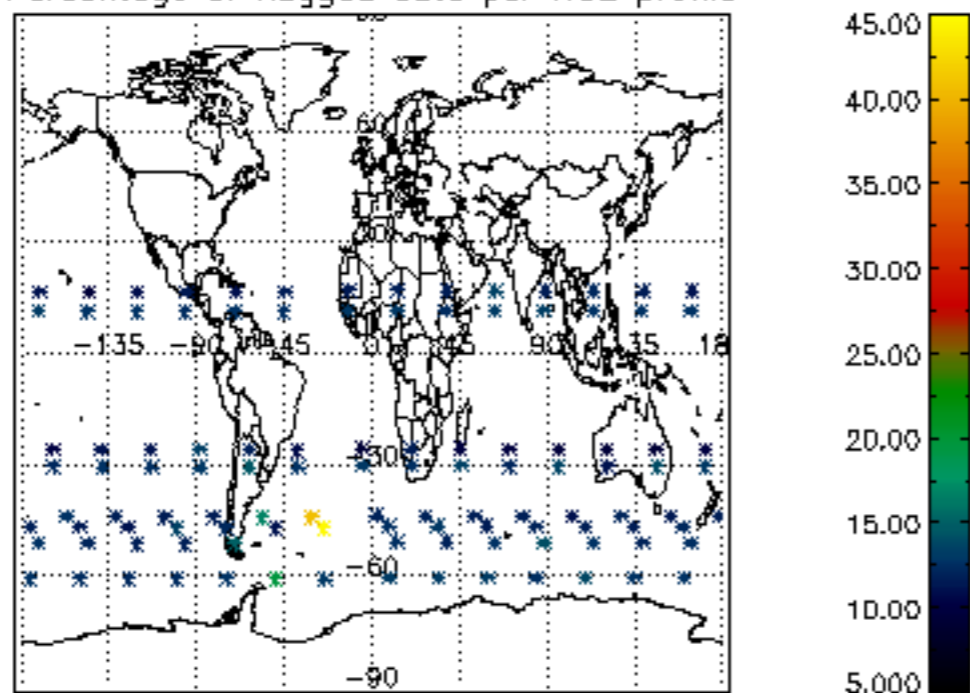
Percentage of flagged data per D3 profile



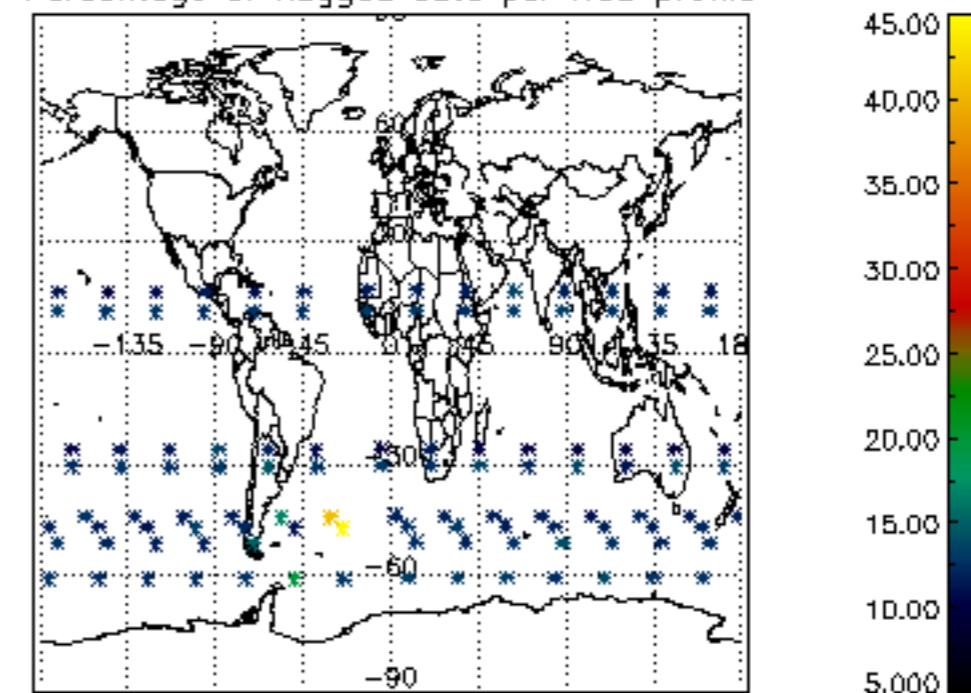
Percentage of flagged data per H2O profile

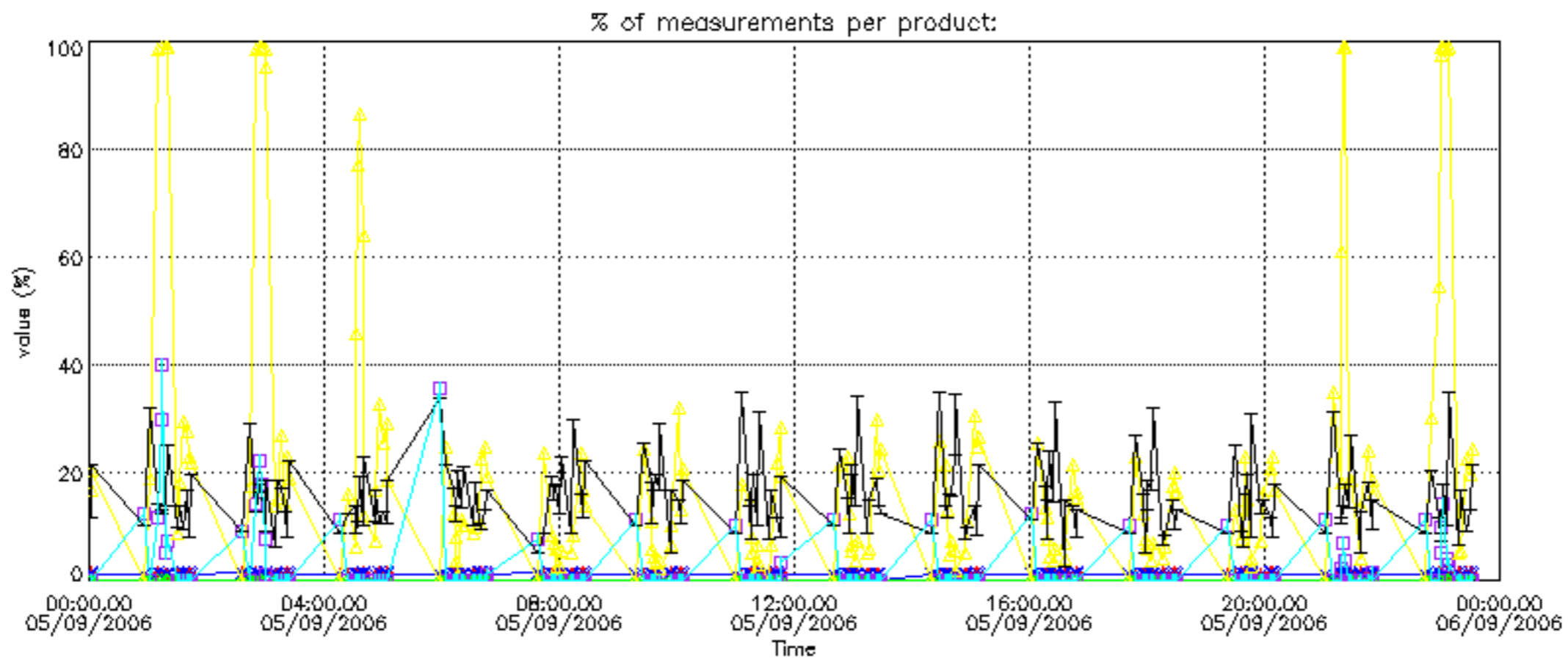


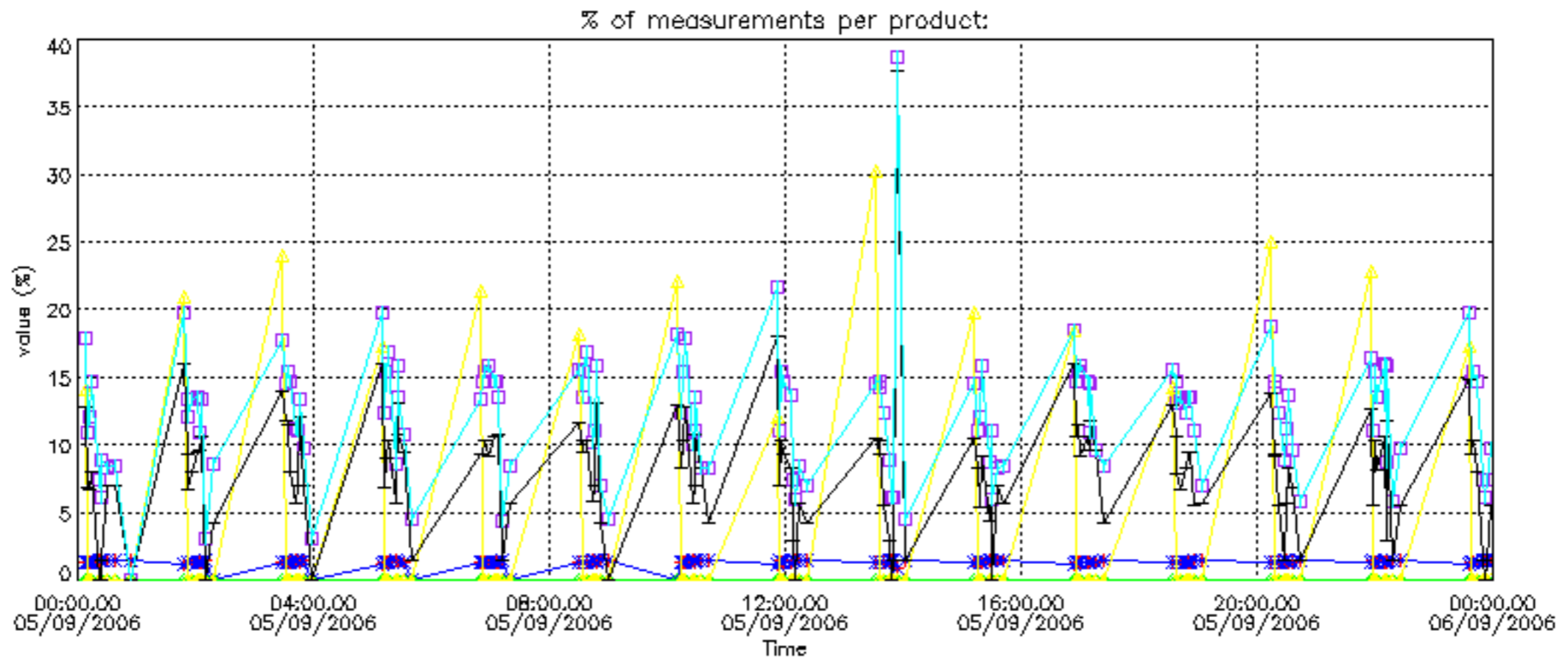
Percentage of flagged data per NO2 profile



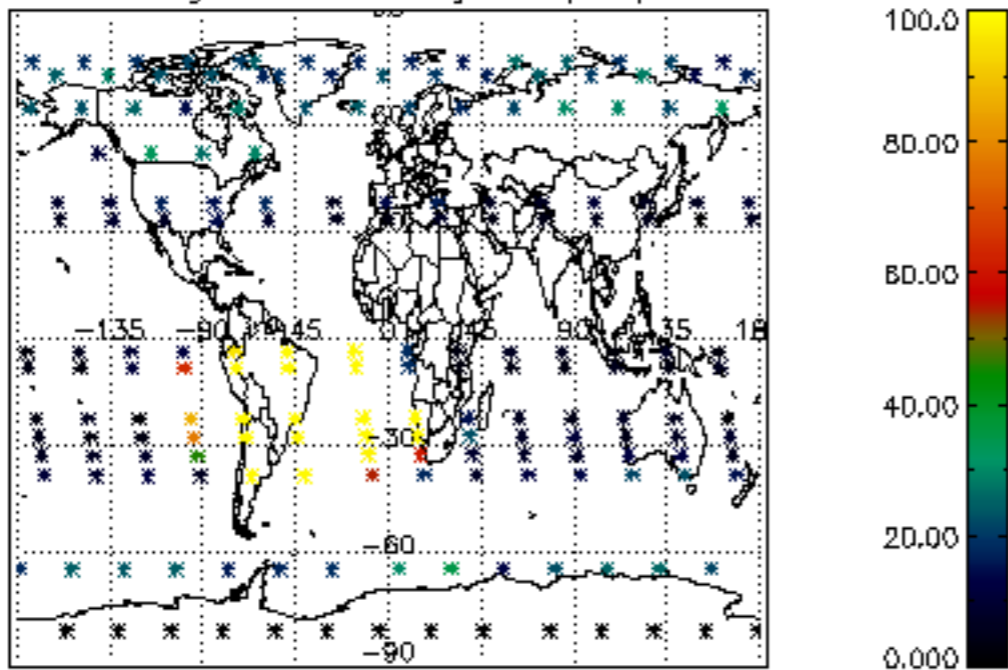
Percentage of flagged data per NO3 profile



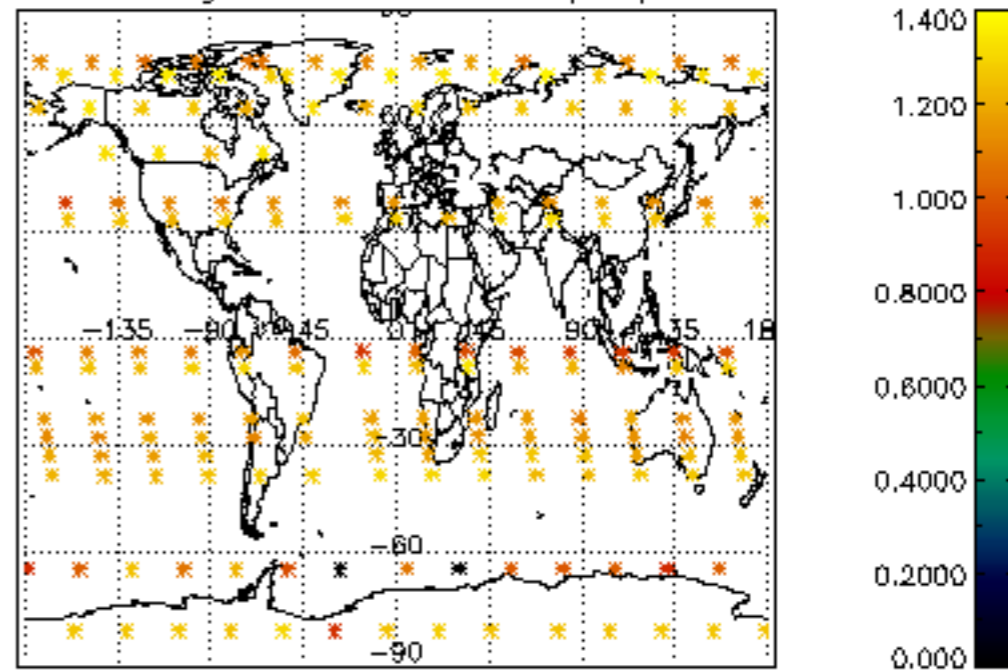




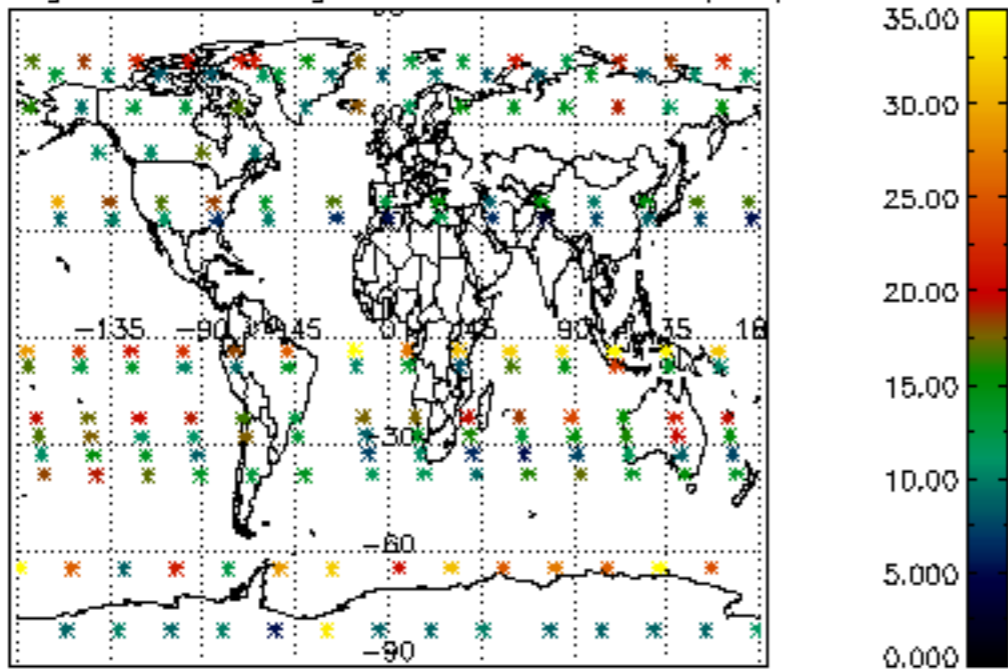
Percentage of cosmic ray hits per profile



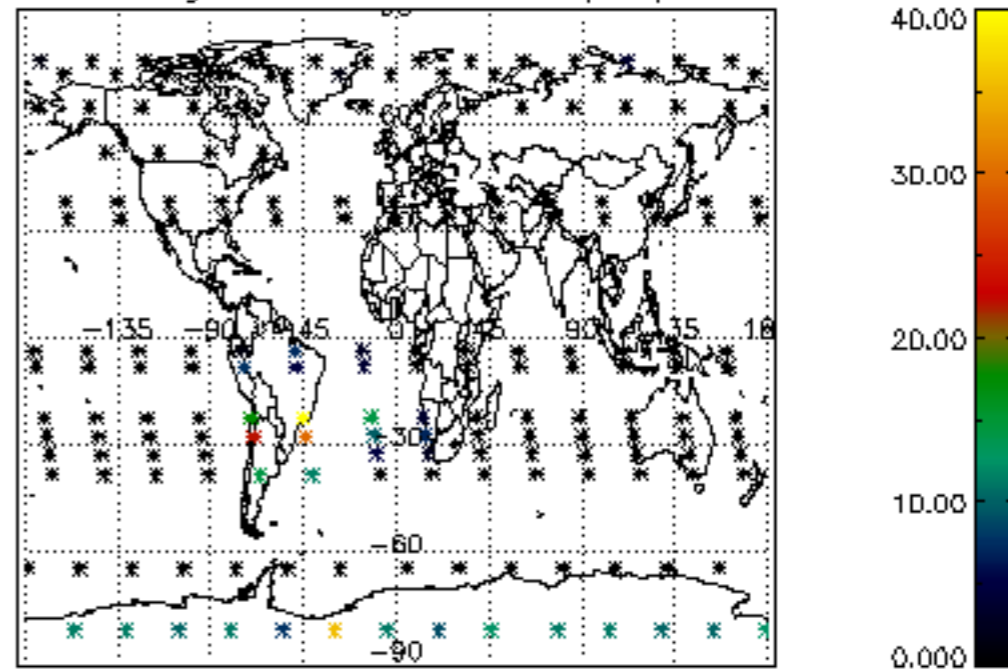
Percentage of datation errors per profile



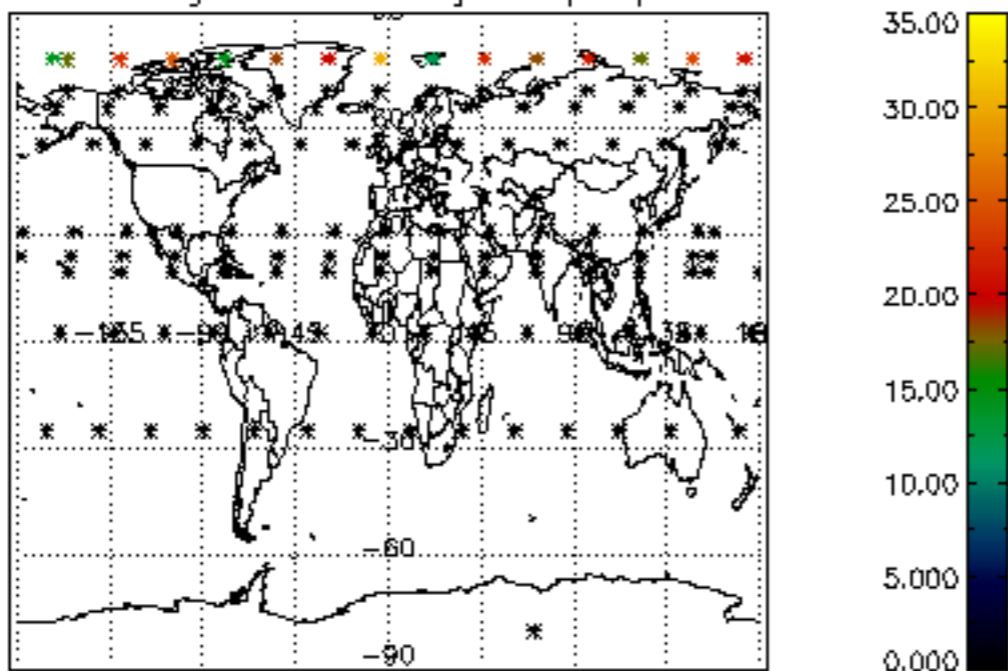
Percentage of star falling outside central band per profile



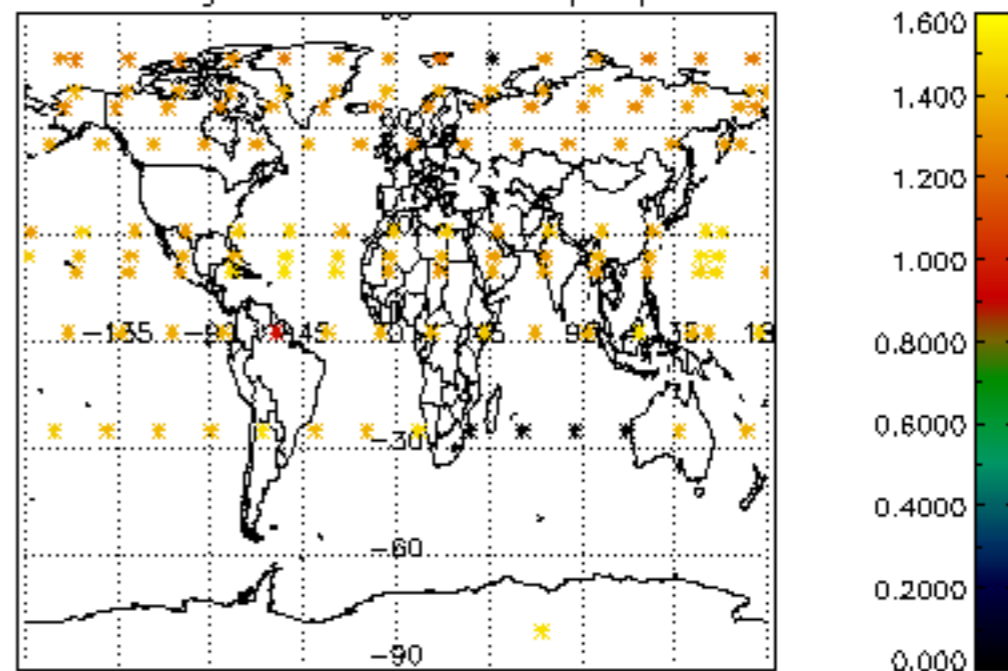
Percentage of saturation errors per profile



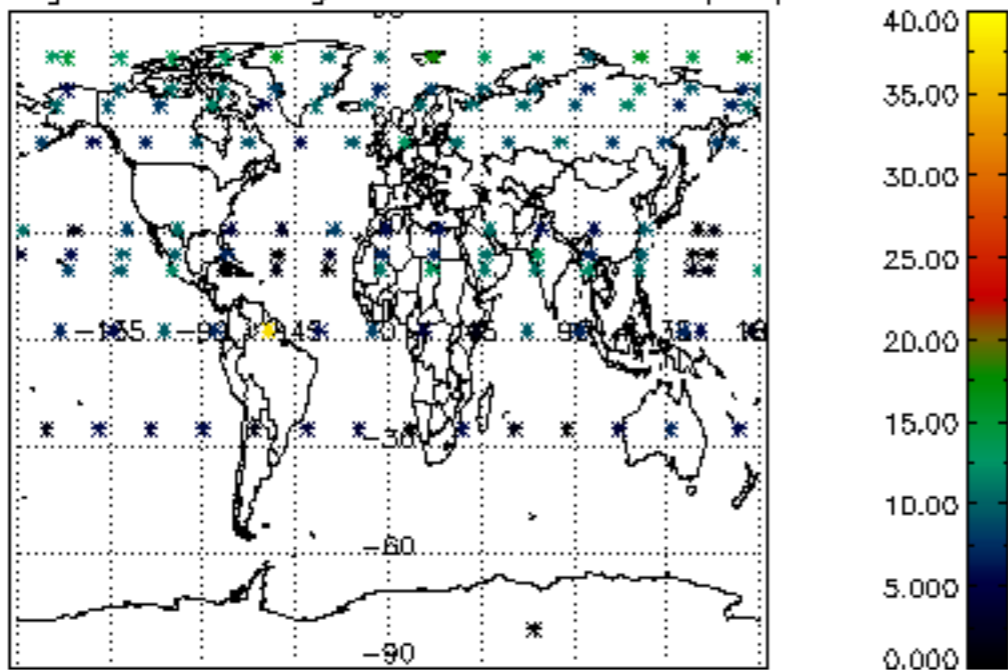
Percentage of cosmic ray hits per profile



Percentage of datation errors per profile



Percentage of star falling outside central band per profile



Percentage of saturation errors per profile

