

# GOMOS Level 2 Daily Report

## SUMMARY

### [1. General Info](#)

### [2. Summary of processed GOM\\_NL\\_2P products](#)

### [3. Level 2 Quality information per product](#)

#### [3.1 Plot of level 2 quality information per product \(time dependant\)](#)

#### [3.2 Plot of level 2 quality information per product \(world map\)](#)

### [4. Level 1 Quality information per product \(stored on level 2 products\)](#)

#### [4.1 Plot of level 1 quality information per product \(time dependant\)](#)

##### [4.1.1 Plot of level 1 quality information per product \(time dependant\): ASCENDING](#)

##### [4.1.2 Plot of level 1 quality information per product \(time dependant\): DESCENDING](#)

#### [4.2 Plot of level 1 quality information per product \(world map\)](#)

##### [4.2.1 Plot of level 1 quality information per product \(world map\): ASCENDING](#)

##### [4.2.2 Plot of level 1 quality information per product \(world map\): DESCENDING](#)

### [5. Ozone profiles based on quality statistics and other trace gas profiles](#)

#### [5.1 Ozone statistics based on quality of products](#)

#### [5.2 Plot ozone profiles for all STD \(dark without errors\)](#)

#### [5.3 Plot ozone profiles where STD < 20% \(dark without errors\)](#)

#### [5.4. Plot ozone profiles where STD < 10% \(dark without errors\)](#)

#### [5.5. Plot ozone profiles where STD < 5% \(dark without errors\)](#)

#### [5.6 Plot NO2 profiles for all STD \(dark without errors\)](#)

#### [5.7 Plot NO3 profiles for all STD \(dark without errors\)](#)

#### [5.8 Plot H2O profiles \(only for occultations of stars 1,2,3,4,13,14,16,26,63 dark without errors\) for all STD](#)

### [6. Auxiliary Data Files used for the production reported in section 2](#)

This report presents the daily analysis on parameters extracted from GOMOS level 2 data (GOM\_NL\_\_2P). It is intended to monitor some important parameters that will impact the quality of these products. A list of level 2 products (and content) that have arrived during the reporting day to the PCF is also given.

Item	Value
Time of report generation	24APR2013 03:50:14
Data source version	GOMOS/6.01
Start time of products	01-09-2006 (01SEP2006 00:00:00)
Stop time of products	02-09-2006 (02SEP2006 00:00:00)
Store outputs in DB	Yes
Nb of level 2 prods	269
Nb of prods with errors	1

## 2. Summary of processed GOM\_NL\_\_2P products.

Nr	Filename	UTC Start time	Limb	Duration	Star Id	Star Name	Star Mag	Star Temp	Nb Meas	Orbit	Prod. error
1	GOM_NL__2PRFIN20060901_000432_000000492050_00445_23545_1460.N1	01-SEP-2006 00:04:32	Dark	48.500	2	Alp Car	-0.73600	7000.0	97	23545	No
2	GOM_NL__2PRFIN20060901_001451_000000402050_00446_23546_1461.N1	01-SEP-2006 00:14:51	Dark	39.500	143	Alp Hyi	2.8570	7200.0	79	23546	No
3	GOM_NL__2PRFIN20060901_001608_000000432050_00446_23546_1462.N1	01-SEP-2006 00:16:08	Dark	43.000	9	Alp Eri	0.45300	24000.	86	23546	No
4	GOM_NL__2PRFIN20060901_002409_000000382050_00446_23546_1463.N1	01-SEP-2006 00:24:09	Straylight	38.000	31	Alp Gru	1.7340	15200.	76	23546	No
5	GOM_NL__2PRFIN20060901_002814_000000502050_00446_23546_1464.N1	01-SEP-2006 00:28:14	Straylight	50.000	18	24Alp PsA	1.1660	9700.0	100	23546	No
6	GOM_NL__2PRFIN20060901_003304_000000422050_00446_23546_1465.N1	01-SEP-2006 00:33:04	Bright	41.500	142	49Del Cap	2.8500	8900.0	83	23546	No
7	GOM_NL__2PRFIN20060901_003612_000000392050_00446_23546_1466.N1	01-SEP-2006 00:36:12	Bright	38.500	154	22Bet Aqr	2.8990	5700.0	77	23546	No
8	GOM_NL__2PRFIN20060901_003741_000000402050_00446_23546_1467.N1	01-SEP-2006 00:37:41	Bright	40.000	162	34Alp Aqr	2.9440	5350.0	80	23546	No
9	GOM_NL__2PRFIN20060901_004041_000000392050_00446_23546_1468.N1	01-SEP-2006 00:40:41	Bright	38.500	61	8Eps Peg	2.1000	3900.0	77	23546	No
10	GOM_NL__2PRFIN20060901_004733_000000362050_00446_23546_1469.N1	01-SEP-2006 00:47:33	Bright	36.000	92	53Eps Cyg	2.5000	4500.0	72	23546	No
11	GOM_NL__2PRFIN20060901_004925_000000342050_00446_23546_1470.N1	01-SEP-2006 00:49:25	Bright	33.500	66	37Gam Cyg	2.2080	5900.0	67	23546	No
12	GOM_NL__2PRFIN20060901_005043_000000372050_00446_23546_1471.N1	01-SEP-2006 00:50:43	Bright	37.000	19	50Alp Cyg	1.2460	10500.	74	23546	No
13	GOM_NL__2PRFIN20060901_005541_000000362050_00446_23546_1472.N1	01-SEP-2006 00:55:41	Bright	36.000	89	5Alp Cep	2.4510	8000.0	72	23546	No
14	GOM_NL__2PRFIN20060901_010320_000000362050_00446_23546_1473.N1	01-SEP-2006 01:03:20	Bright	36.000	49	1Alp UMi	1.9900	6300.0	72	23546	No
15	GOM_NL__2PRFIN20060901_012017_000000552050_00446_23546_1474.N1	01-SEP-2006 01:20:17	Bright	55.000	24	66Alp Gem	1.5800	10200.	110	23546	No
16	GOM_NL__2PRFIN20060901_012800_000000432050_00446_23546_1475.N1	01-SEP-2006 01:28:00	Twilight	43.000	8	10Alp CMi	0.40000	6500.0	86	23546	No
17	GOM_NL__2PRFIN20060901_013538_000000502050_00446_23546_1476.N1	01-SEP-2006 01:35:38	Dark	49.500	1	9Alp CMa	-1.4400	11000.	99	23546	No
18	GOM_NL__2PRFIN20060901_013824_000000432050_00446_23546_1477.N1	01-SEP-2006 01:38:24	Dark	42.500	23	21Eps CMa	1.5020	26000.	85	23546	No
19	GOM_NL__2PRFIN20060901_013959_000000452050_00446_23546_1478.N1	01-SEP-2006 01:39:59	Dark	45.000	117	Pi Pup	2.7060	3800.0	90	23546	No
20	GOM_NL__2PRFIN20060901_014509_000000452050_00446_23546_1479.N1	01-SEP-2006 01:45:09	Dark	44.500	2	Alp Car	-0.73600	7000.0	89	23546	No
21	GOM_NL__2PRFIN20060901_015528_000000392050_00447_23547_1461.N1	01-SEP-2006 01:55:28	Dark	39.000	143	Alp Hyi	2.8570	7200.0	78	23547	No
22	GOM_NL__2PRFIN20060901_015644_000000452050_00447_23547_1462.N1	01-SEP-2006 01:56:44	Dark	44.500	9	Alp Eri	0.45300	24000.	89	23547	No
23	GOM_NL__2PRFIN20060901_020445_000000392050_00447_23547_1463.N1	01-SEP-2006 02:04:45	Straylight	38.500	31	Alp Gru	1.7340	15200.	77	23547	No
24	GOM_NL__2PRFIN20060901_020850_000000512050_00447_23547_1464.N1	01-SEP-2006 02:08:50	Straylight	50.500	18	24Alp PsA	1.1660	9700.0	101	23547	No
25	GOM_NL__2PRFIN20060901_021340_000000502050_00447_23547_1465.N1	01-SEP-2006 02:13:40	Bright	49.500	142	49Del Cap	2.8500	8900.0	99	23547	No
26	GOM_NL__2PRFIN20060901_021648_000000382050_00447_23547_1466.N1	01-SEP-2006 02:16:48	Bright	38.000	154	22Bet Aqr	2.8990	5700.0	76	23547	No
27	GOM_NL__2PRFIN20060901_021817_000000402050_00447_23547_1467.N1	01-SEP-2006 02:18:17	Bright	40.000	162	34Alp Aqr	2.9440	5350.0	80	23547	No
28	GOM_NL__2PRFIN20060901_022117_000000382050_00447_23547_1468.N1	01-SEP-2006 02:21:17	Bright	38.000	61	8Eps Peg	2.1000	3900.0	76	23547	No
29	GOM_NL__2PRFIN20060901_022809_000000382050_00447_23547_1469.N1	01-SEP-2006 02:28:09	Bright	37.500	92	53Eps Cyg	2.5000	4500.0	75	23547	No
30	GOM_NL__2PRFIN20060901_023001_000000352050_00447_23547_1470.N1	01-SEP-2006 02:30:01	Bright	35.000	66	37Gam Cyg	2.2080	5900.0	70	23547	No
31	GOM_NL__2PRFIN20060901_023119_000000352050_00447_23547_1471.N1	01-SEP-2006 02:31:19	Bright	34.500	19	50Alp Cyg	1.2460	10500.	69	23547	No
32	GOM_NL__2PRFIN20060901_023617_000000372050_00447_23547_1472.N1	01-SEP-2006 02:36:17	Bright	36.500	89	5Alp Cep	2.4510	8000.0	73	23547	No
33	GOM_NL__2PRFIN20060901_024356_000000332050_00447_23547_1473.N1	01-SEP-2006 02:43:56	Bright	32.500	49	1Alp UMi	1.9900	6300.0	65	23547	No
34	GOM_NL__2PRFIN20060901_030053_000000512050_00447_23547_1474.N1	01-SEP-2006 03:00:53	Bright	51.000	24	66Alp Gem	1.5800	10200.	102	23547	No
35	GOM_NL__2PRFIN20060901_030836_000000432050_00447_23547_1475.N1	01-SEP-2006 03:08:36	Twilight	42.500	8	10Alp CMi	0.40000	6500.0	85	23547	No
36	GOM_NL__2PRFIN20060901_031614_000000482050_00447_23547_1476.N1	01-SEP-2006 03:16:14	Dark	47.500	1	9Alp CMa	-1.4400	11000.	95	23547	No
37	GOM_NL__2PRFIN20060901_031900_000000422050_00447_23547_1477.N1	01-SEP-2006 03:19:00	Dark	41.500	23	21Eps CMa	1.5020	26000.	83	23547	No
38	GOM_NL__2PRFIN20060901_032035_000000452050_00447_23547_1478.N1	01-SEP-2006 03:20:35	Dark	44.500	117	Pi Pup	2.7060	3800.0	89	23547	No
39	GOM_NL__2PRFIN20060901_032545_000000462050_00447_23547_1479.N1	01-SEP-2006 03:25:45	Dark	45.500	2	Alp Car	-0.73600	7000.0	91	23547	No
40	GOM_NL__2PRFIN20060901_033604_000000392050_00448_23548_1461.N1	01-SEP-2006 03:36:04	Dark	39.000	143	Alp Hyi	2.8570	7200.0	78	23548	No
41	GOM_NL__2PRFIN20060901_033721_000000472050_00448_23548_1462.N1	01-SEP-2006 03:37:21	Dark	46.500	9	Alp Eri	0.45300	24000.	93	23548	No
42	GOM_NL__2PRFIN20060901_034522_000000442050_00448_23548_1463.N1	01-SEP-2006 03:45:22	Straylight	44.000	31	Alp Gru	1.7340	15200.	88	23548	No

43	GOM_NL__2PRFIN20060901_034926_000000492050_00448_23548_1464.N1	01-SEP-2006 03:49:26	Straylight	48.500	18	24Alp PsA	1.1660	9700.0	97	23548	No
44	GOM_NL__2PRFIN20060901_035416_000000532050_00448_23548_1465.N1	01-SEP-2006 03:54:16	Bright	53.000	142	49Del Cap	2.8500	8900.0	106	23548	No
45	GOM_NL__2PRFIN20060901_035724_000000382050_00448_23548_1466.N1	01-SEP-2006 03:57:24	Bright	38.000	154	22Bet Aqr	2.8990	5700.0	76	23548	No
46	GOM_NL__2PRFIN20060901_035853_000000402050_00448_23548_1467.N1	01-SEP-2006 03:58:53	Bright	39.500	162	34Alp Aqr	2.9440	5350.0	79	23548	No
47	GOM_NL__2PRFIN20060901_040153_000000392050_00448_23548_1468.N1	01-SEP-2006 04:01:53	Bright	39.000	61	8Eps Peg	2.1000	3900.0	78	23548	No
48	GOM_NL__2PRFIN20060901_040845_000000352050_00448_23548_1469.N1	01-SEP-2006 04:08:45	Bright	34.500	92	53Eps Cyg	2.5000	4500.0	69	23548	No
49	GOM_NL__2PRFIN20060901_041038_000000362050_00448_23548_1470.N1	01-SEP-2006 04:10:38	Bright	35.500	66	37Gam Cyg	2.2080	5900.0	71	23548	No
50	GOM_NL__2PRFIN20060901_041155_000000362050_00448_23548_1471.N1	01-SEP-2006 04:11:55	Bright	36.000	19	50Alp Cyg	1.2460	10500.	72	23548	No
51	GOM_NL__2PRFIN20060901_041653_000000362050_00448_23548_1472.N1	01-SEP-2006 04:16:53	Bright	36.000	89	5Alp Cep	2.4510	8000.0	72	23548	No
52	GOM_NL__2PRFIN20060901_042432_000000352050_00448_23548_1473.N1	01-SEP-2006 04:24:32	Bright	35.000	49	1Alp UMi	1.9900	6300.0	70	23548	No
53	GOM_NL__2PRFIN20060901_044130_000000552050_00448_23548_1474.N1	01-SEP-2006 04:41:30	Bright	55.000	24	66Alp Gem	1.5800	10200.	110	23548	No
54	GOM_NL__2PRFIN20060901_044912_000000432050_00448_23548_1475.N1	01-SEP-2006 04:49:12	Twilight	43.000	8	10Alp CMi	0.40000	6500.0	86	23548	No
55	GOM_NL__2PRFIN20060901_045651_000000562050_00448_23548_1476.N1	01-SEP-2006 04:56:51	Dark	55.500	1	9Alp CMa	-1.4400	11000.	111	23548	No
56	GOM_NL__2PRFIN20060901_045937_000000452050_00448_23548_1477.N1	01-SEP-2006 04:59:37	Dark	44.500	23	21Eps CMa	1.5020	26000.	89	23548	No
57	GOM_NL__2PRFIN20060901_050111_000000432050_00448_23548_1478.N1	01-SEP-2006 05:01:11	Dark	42.500	117	Pi Pup	2.7060	3800.0	85	23548	No
58	GOM_NL__2PRFIN20060901_050622_000000542050_00448_23548_1479.N1	01-SEP-2006 05:06:22	Dark	54.000	2	Alp Car	-0.73600	7000.0	108	23548	No
59	GOM_NL__2PRFIN20060901_051640_000000402050_00449_23549_1461.N1	01-SEP-2006 05:16:40	Dark	40.000	143	Alp Hyi	2.8570	7200.0	80	23549	No
60	GOM_NL__2PRFIN20060901_051757_000000442050_00449_23549_1462.N1	01-SEP-2006 05:17:57	Dark	44.000	9	Alp Eri	0.45300	24000.	88	23549	No
61	GOM_NL__2PRFIN20060901_052558_000000432050_00449_23549_1463.N1	01-SEP-2006 05:25:58	Straylight	43.000	31	Alp Gru	1.7340	15200.	86	23549	No
62	GOM_NL__2PRFIN20060901_053003_000000492050_00449_23549_1464.N1	01-SEP-2006 05:30:03	Straylight	49.000	18	24Alp PsA	1.1660	9700.0	98	23549	No
63	GOM_NL__2PRFIN20060901_053452_000000532050_00449_23549_1465.N1	01-SEP-2006 05:34:52	Bright	53.000	142	49Del Cap	2.8500	8900.0	106	23549	No
64	GOM_NL__2PRFIN20060901_053801_000000382050_00449_23549_1466.N1	01-SEP-2006 05:38:01	Bright	38.000	154	22Bet Aqr	2.8990	5700.0	76	23549	No
65	GOM_NL__2PRFIN20060901_053929_000000402050_00449_23549_1467.N1	01-SEP-2006 05:39:29	Bright	39.500	162	34Alp Aqr	2.9440	5350.0	79	23549	No
66	GOM_NL__2PRFIN20060901_054229_000000392050_00449_23549_1468.N1	01-SEP-2006 05:42:29	Bright	38.500	61	8Eps Peg	2.1000	3900.0	77	23549	No
67	GOM_NL__2PRFIN20060901_054921_000000362050_00449_23549_1469.N1	01-SEP-2006 05:49:21	Bright	36.000	92	53Eps Cyg	2.5000	4500.0	72	23549	No
68	GOM_NL__2PRFIN20060901_055114_000000382050_00449_23549_1470.N1	01-SEP-2006 05:51:14	Bright	37.500	66	37Gam Cyg	2.2080	5900.0	75	23549	No
69	GOM_NL__2PRFIN20060901_055231_000000362050_00449_23549_1471.N1	01-SEP-2006 05:52:31	Bright	36.000	19	50Alp Cyg	1.2460	10500.	72	23549	No
70	GOM_NL__2PRFIN20060901_055729_000000372050_00449_23549_1472.N1	01-SEP-2006 05:57:29	Bright	37.000	89	5Alp Cep	2.4510	8000.0	74	23549	No
71	GOM_NL__2PRFIN20060901_060508_000000352050_00449_23549_1473.N1	01-SEP-2006 06:05:08	Bright	35.000	49	1Alp UMi	1.9900	6300.0	70	23549	No
72	GOM_NL__2PRFIN20060901_062206_000000372050_00449_23549_1474.N1	01-SEP-2006 06:22:06	Bright	37.000	24	66Alp Gem	1.5800	10200.	74	23549	No
73	GOM_NL__2PRFIN20060901_062948_000000482050_00449_23549_1475.N1	01-SEP-2006 06:29:48	Twilight	47.500	8	10Alp CMi	0.40000	6500.0	95	23549	No
74	GOM_NL__2PRFIN20060901_063728_000000502050_00449_23549_1476.N1	01-SEP-2006 06:37:28	Dark	49.500	1	9Alp CMa	-1.4400	11000.	99	23549	No
75	GOM_NL__2PRFIN20060901_064013_000000432050_00449_23549_1477.N1	01-SEP-2006 06:40:13	Dark	42.500	23	21Eps CMa	1.5020	26000.	85	23549	No
76	GOM_NL__2PRFIN20060901_064148_000000442050_00449_23549_1478.N1	01-SEP-2006 06:41:48	Dark	43.500	117	Pi Pup	2.7060	3800.0	87	23549	No
77	GOM_NL__2PRFIN20060901_064658_000000522050_00449_23549_1479.N1	01-SEP-2006 06:46:58	Dark	52.000	2	Alp Car	-0.73600	7000.0	104	23549	No
78	GOM_NL__2PRFIN20060901_065717_000000392050_00450_23550_1461.N1	01-SEP-2006 06:57:17	Dark	39.000	143	Alp Hyi	2.8570	7200.0	78	23550	No
79	GOM_NL__2PRFIN20060901_065834_000000442050_00450_23550_1462.N1	01-SEP-2006 06:58:34	Dark	43.500	9	Alp Eri	0.45300	24000.	87	23550	No
80	GOM_NL__2PRFIN20060901_070634_000000402050_00450_23550_1463.N1	01-SEP-2006 07:06:34	Straylight	40.000	31	Alp Gru	1.7340	15200.	80	23550	No
81	GOM_NL__2PRFIN20060901_071039_000000482050_00450_23550_1464.N1	01-SEP-2006 07:10:39	Straylight	48.000	18	24Alp PsA	1.1660	9700.0	96	23550	No
82	GOM_NL__2PRFIN20060901_071528_000000402050_00450_23550_1465.N1	01-SEP-2006 07:15:28	Bright	39.500	142	49Del Cap	2.8500	8900.0	79	23550	No
83	GOM_NL__2PRFIN20060901_071837_000000392050_00450_23550_1466.N1	01-SEP-2006 07:18:37	Bright	38.500	154	22Bet Aqr	2.8990	5700.0	77	23550	No
84	GOM_NL__2PRFIN20060901_072005_000000402050_00450_23550_1467.N1	01-SEP-2006 07:20:05	Bright	40.000	162	34Alp Aqr	2.9440	5350.0	80	23550	No
85	GOM_NL__2PRFIN20060901_072304_000000392050_00450_23550_1468.N1	01-SEP-2006 07:23:04	Bright	38.500	61	8Eps Peg	2.1000	3900.0	77	23550	No
86	GOM_NL__2PRFIN20060901_072957_000000382050_00450_23550_1469.N1	01-SEP-2006 07:29:57	Bright	37.500	92	53Eps Cyg	2.5000	4500.0	75	23550	No
87	GOM_NL__2PRFIN20060901_073150_000000362050_00450_23550_1470.N1	01-SEP-2006 07:31:50	Bright	35.500	66	37Gam Cyg	2.2080	5900.0	71	23550	No
88	GOM_NL__2PRFIN20060901_073307_000000362050_00450_23550_1471.N1	01-SEP-2006 07:33:07	Bright	36.000	19	50Alp Cyg	1.2460	10500.	72	23550	No
89	GOM_NL__2PRFIN20060901_073805_000000372050_00450_23550_1472.N1	01-SEP-2006 07:38:05	Bright	36.500	89	5Alp Cep	2.4510	8000.0	73	23550	No
90	GOM_NL__2PRFIN20060901_074544_000000362050_00450_23550_1473.N1	01-SEP-2006 07:45:44	Bright	36.000	49	1Alp UMi	1.9900	6300.0	72	23550	No
91	GOM_NL__2PRFIN20060901_080242_000000372050_00450_23550_1474.N1	01-SEP-2006 08:02:42	Bright	36.500	24	66Alp Gem	1.5800	10200.	73	23550	No
92	GOM_NL__2PRFIN20060901_081025_000000512050_00450_23550_1475.N1	01-SEP-2006 08:10:25	Twilight	51.000	8	10Alp CMi	0.40000	6500.0	102	23550	No
93	GOM_NL__2PRFIN20060901_081804_000000492050_00450_23550_1476.N1	01-SEP-2006 08:18:04	Dark	49.000	1	9Alp CMa	-1.4400	11000.	98	23550	No
94	GOM_NL__2PRFIN20060901_082050_000000452050_00450_23550_1477.N1	01-SEP-2006 08:20:50	Dark	44.500	23	21Eps CMa	1.5020	26000.	89	23550	No
95	GOM_NL__2PRFIN20060901_082224_000000432050_00450_23550_1478.N1	01-SEP-2006 08:22:24	Dark	42.500	117	Pi Pup	2.7060	3800.0	85	23550	No
96	GOM_NL__2PRFIN20060901_082734_000000442050_00450_23550_1479.N1	01-SEP-2006 08:27:34	Dark	43.500	2	Alp Car	-0.73600	7000.0	87	23550	No
97	GOM_NL__2PRFIN20060901_083754_000000392050_00451_23551_1461.N1	01-SEP-2006 08:37:54	Dark	38.500	143	Alp Hyi	2.8570	7200.0	77	23551	No
98	GOM_NL__2PRFIN20060901_083911_000000512050_00451_23551_1462.N1	01-SEP-2006 08:39:11	Dark	50.500	9	Alp Eri	0.45300	24000.	101	23551	No
99	GOM_NL__2PRFIN20060901_084710_000000402050_00451_23551_1463.N1	01-SEP-2006 08:47:10	Straylight	40.000	31	Alp Gru	1.7340	15200.	80	23551	No
100	GOM_NL__2PRFIN20060901_085115_000000492050_00451_23551_1464.N1	01-SEP-2006 08:51:15	Straylight	48.500	18	24Alp PsA	1.1660	9700.0	97	23551	No
101	GOM_NL__2PRFIN20060901_085605_000000462050_00451_23551_1465.N1	01-SEP-2006 08:56:05	Bright	45.500	142	49Del Cap	2.8500	8900.0	91	23551	No

102	GOM_NL__2PRFIN20060901_085913_000000382050_00451_23551_1466.N1	01-SEP-2006 08:59:13	Bright	37.500	154	22Bet Aqr	2.8990	5700.0	75	23551	No
103	GOM_NL__2PRFIN20060901_090040_000000402050_00451_23551_1467.N1	01-SEP-2006 09:00:40	Bright	40.000	162	34Alp Aqr	2.9440	5350.0	80	23551	No
104	GOM_NL__2PRFIN20060901_090340_000000392050_00451_23551_1468.N1	01-SEP-2006 09:03:40	Bright	38.500	61	8Eps Peg	2.1000	3900.0	77	23551	No
105	GOM_NL__2PRFIN20060901_091033_000000372050_00451_23551_1469.N1	01-SEP-2006 09:10:33	Bright	36.500	92	53Eps Cyg	2.5000	4500.0	73	23551	No
106	GOM_NL__2PRFIN20060901_091226_000000372050_00451_23551_1470.N1	01-SEP-2006 09:12:26	Bright	36.500	66	37Gam Cyg	2.2080	5900.0	73	23551	No
107	GOM_NL__2PRFIN20060901_091343_000000372050_00451_23551_1471.N1	01-SEP-2006 09:13:43	Bright	37.000	19	50Alp Cyg	1.2460	10500.	74	23551	No
108	GOM_NL__2PRFIN20060901_091840_000000352050_00451_23551_1472.N1	01-SEP-2006 09:18:40	Bright	34.500	89	5Alp Cep	2.4510	8000.0	69	23551	No
109	GOM_NL__2PRFIN20060901_092620_000000362050_00451_23551_1473.N1	01-SEP-2006 09:26:20	Bright	36.000	49	1Alp UMi	1.9900	6300.0	72	23551	No
110	GOM_NL__2PRFIN20060901_094318_000000362050_00451_23551_1474.N1	01-SEP-2006 09:43:18	Bright	36.000	24	66Alp Gem	1.5800	10200.	72	23551	No
111	GOM_NL__2PRFIN20060901_095101_000000412050_00451_23551_1475.N1	01-SEP-2006 09:51:01	Twilight	40.500	8	10Alp CMi	0.40000	6500.0	81	23551	No
112	GOM_NL__2PRFIN20060901_095841_000000512050_00451_23551_1476.N1	01-SEP-2006 09:58:41	Dark	51.000	1	9Alp CMa	-1.4400	11000.	102	23551	No
113	GOM_NL__2PRFIN20060901_100126_000000452050_00451_23551_1477.N1	01-SEP-2006 10:01:26	Dark	45.000	23	21Eps CMa	1.5020	26000.	90	23551	No
114	GOM_NL__2PRFIN20060901_100300_000000432050_00451_23551_1478.N1	01-SEP-2006 10:03:00	Dark	43.000	117	Pi Pup	2.7060	3800.0	86	23551	No
115	GOM_NL__2PRFIN20060901_100811_000000542050_00451_23551_1479.N1	01-SEP-2006 10:08:11	Dark	54.000	2	Alp Car	-0.73600	7000.0	108	23551	No
116	GOM_NL__2PRFIN20060901_101830_000000392050_00452_23552_1461.N1	01-SEP-2006 10:18:30	Dark	39.000	143	Alp Hyi	2.8570	7200.0	78	23552	No
117	GOM_NL__2PRFIN20060901_101947_000000422050_00452_23552_1462.N1	01-SEP-2006 10:19:47	Dark	42.000	9	Alp Eri	0.45300	24000.	84	23552	No
118	GOM_NL__2PRFIN20060901_102746_000000412050_00452_23552_1463.N1	01-SEP-2006 10:27:46	Straylight	41.000	31	Alp Gru	1.7340	15200.	82	23552	No
119	GOM_NL__2PRFIN20060901_103151_000000462050_00452_23552_1464.N1	01-SEP-2006 10:31:51	Straylight	46.000	18	24Alp PsA	1.1660	9700.0	92	23552	No
120	GOM_NL__2PRFIN20060901_103641_000000522050_00452_23552_1465.N1	01-SEP-2006 10:36:41	Bright	52.000	142	49Del Cap	2.8500	8900.0	104	23552	No
121	GOM_NL__2PRFIN20060901_103949_000000382050_00452_23552_1466.N1	01-SEP-2006 10:39:49	Bright	37.500	154	22Bet Aqr	2.8990	5700.0	75	23552	No
122	GOM_NL__2PRFIN20060901_104116_000000392050_00452_23552_1467.N1	01-SEP-2006 10:41:16	Bright	39.000	162	34Alp Aqr	2.9440	5350.0	78	23552	No
123	GOM_NL__2PRFIN20060901_104416_000000382050_00452_23552_1468.N1	01-SEP-2006 10:44:16	Bright	38.000	61	8Eps Peg	2.1000	3900.0	76	23552	No
124	GOM_NL__2PRFIN20060901_105109_000000372050_00452_23552_1469.N1	01-SEP-2006 10:51:09	Bright	36.500	92	53Eps Cyg	2.5000	4500.0	73	23552	No
125	GOM_NL__2PRFIN20060901_105302_000000352050_00452_23552_1470.N1	01-SEP-2006 10:53:02	Bright	35.000	66	37Gam Cyg	2.2080	5900.0	70	23552	No
126	GOM_NL__2PRFIN20060901_105419_000000372050_00452_23552_1471.N1	01-SEP-2006 10:54:19	Bright	36.500	19	50Alp Cyg	1.2460	10500.	73	23552	No
127	GOM_NL__2PRFIN20060901_105916_000000482050_00452_23552_1472.N1	01-SEP-2006 10:59:16	Bright	47.500	89	5Alp Cep	2.4510	8000.0	95	23552	No
128	GOM_NL__2PRFIN20060901_110655_000000362050_00452_23552_1473.N1	01-SEP-2006 11:06:55	Bright	36.000	49	1Alp UMi	1.9900	6300.0	72	23552	No
129	GOM_NL__2PRFIN20060901_112354_000000552050_00452_23552_1474.N1	01-SEP-2006 11:23:54	Bright	55.000	24	66Alp Gem	1.5800	10200.	110	23552	No
130	GOM_NL__2PRFIN20060901_113137_000000502050_00452_23552_1475.N1	01-SEP-2006 11:31:37	Twilight	49.500	8	10Alp CMi	0.40000	6500.0	99	23552	No
131	GOM_NL__2PRFIN20060901_113917_000000482050_00452_23552_1476.N1	01-SEP-2006 11:39:17	Dark	47.500	1	9Alp CMa	-1.4400	11000.	95	23552	No
132	GOM_NL__2PRFIN20060901_114202_000000442050_00452_23552_1477.N1	01-SEP-2006 11:42:02	Dark	44.000	23	21Eps CMa	1.5020	26000.	88	23552	No
133	GOM_NL__2PRFIN20060901_114337_000000432050_00452_23552_1478.N1	01-SEP-2006 11:43:37	Dark	42.500	117	Pi Pup	2.7060	3800.0	85	23552	No
134	GOM_NL__2PRFIN20060901_114847_000000442050_00452_23552_1479.N1	01-SEP-2006 11:48:47	Dark	43.500	2	Alp Car	-0.73600	7000.0	87	23552	No
135	GOM_NL__2PRFIN20060901_115906_000000402050_00453_23553_1461.N1	01-SEP-2006 11:59:06	Dark	39.500	143	Alp Hyi	2.8570	7200.0	79	23553	No
136	GOM_NL__2PRFIN20060901_120024_000000442050_00453_23553_1462.N1	01-SEP-2006 12:00:24	Dark	43.500	9	Alp Eri	0.45300	24000.	87	23553	No
137	GOM_NL__2PRFIN20060901_120822_000000412050_00453_23553_1463.N1	01-SEP-2006 12:08:22	Straylight	40.500	31	Alp Gru	1.7340	15200.	81	23553	No
138	GOM_NL__2PRFIN20060901_121227_000000482050_00453_23553_1464.N1	01-SEP-2006 12:12:27	Straylight	48.000	18	24Alp PsA	1.1660	9700.0	96	23553	No
139	GOM_NL__2PRFIN20060901_121717_000000492050_00453_23553_1465.N1	01-SEP-2006 12:17:17	Bright	49.000	142	49Del Cap	2.8500	8900.0	98	23553	No
140	GOM_NL__2PRFIN20060901_122025_000000382050_00453_23553_1466.N1	01-SEP-2006 12:20:25	Bright	37.500	154	22Bet Aqr	2.8990	5700.0	75	23553	No
141	GOM_NL__2PRFIN20060901_122152_000000402050_00453_23553_1467.N1	01-SEP-2006 12:21:52	Bright	39.500	162	34Alp Aqr	2.9440	5350.0	79	23553	No
142	GOM_NL__2PRFIN20060901_122452_000000372050_00453_23553_1468.N1	01-SEP-2006 12:24:52	Bright	37.000	61	8Eps Peg	2.1000	3900.0	74	23553	No
143	GOM_NL__2PRFIN20060901_123145_000000372050_00453_23553_1469.N1	01-SEP-2006 12:31:45	Bright	37.000	92	53Eps Cyg	2.5000	4500.0	74	23553	No
144	GOM_NL__2PRFIN20060901_123338_000000342050_00453_23553_1470.N1	01-SEP-2006 12:33:38	Bright	33.500	66	37Gam Cyg	2.2080	5900.0	67	23553	No
145	GOM_NL__2PRFIN20060901_123455_000000342050_00453_23553_1471.N1	01-SEP-2006 12:34:55	Bright	33.500	19	50Alp Cyg	1.2460	10500.	67	23553	No
146	GOM_NL__2PRFIN20060901_123952_000000372050_00453_23553_1472.N1	01-SEP-2006 12:39:52	Bright	36.500	89	5Alp Cep	2.4510	8000.0	73	23553	No
147	GOM_NL__2PRFIN20060901_124731_000000362050_00453_23553_1473.N1	01-SEP-2006 12:47:31	Bright	35.500	49	1Alp UMi	1.9900	6300.0	71	23553	No
148	GOM_NL__2PRFIN20060901_130430_000000382050_00453_23553_1474.N1	01-SEP-2006 13:04:30	Bright	38.000	24	66Alp Gem	1.5800	10200.	76	23553	No
149	GOM_NL__2PRFIN20060901_131213_000000502050_00453_23553_1475.N1	01-SEP-2006 13:12:13	Twilight	50.000	8	10Alp CMi	0.40000	6500.0	100	23553	No
150	GOM_NL__2PRFIN20060901_131954_000000492050_00453_23553_1476.N1	01-SEP-2006 13:19:54	Dark	49.000	1	9Alp CMa	-1.4400	11000.	98	23553	No
151	GOM_NL__2PRFIN20060901_132239_000000422050_00453_23553_1477.N1	01-SEP-2006 13:22:39	Dark	42.000	23	21Eps CMa	1.5020	26000.	84	23553	No
152	GOM_NL__2PRFIN20060901_132413_000000422050_00453_23553_1478.N1	01-SEP-2006 13:24:13	Dark	41.500	117	Pi Pup	2.7060	3800.0	83	23553	No
153	GOM_NL__2PRFIN20060901_132923_000000532050_00453_23553_1479.N1	01-SEP-2006 13:29:23	Dark	53.000	2	Alp Car	-0.73600	7000.0	106	23553	No
154	GOM_NL__2PRFIN20060901_133943_000000392050_00454_23554_1461.N1	01-SEP-2006 13:39:43	Dark	39.000	143	Alp Hyi	2.8570	7200.0	78	23554	No
155	GOM_NL__2PRFIN20060901_134100_000000522050_00454_23554_1462.N1	01-SEP-2006 13:41:00	Dark	51.500	9	Alp Eri	0.45300	24000.	103	23554	No
156	GOM_NL__2PRFIN20060901_134858_000000392050_00454_23554_1463.N1	01-SEP-2006 13:48:58	Straylight	38.500	31	Alp Gru	1.7340	15200.	77	23554	No
157	GOM_NL__2PRFIN20060901_135303_000000492050_00454_23554_1464.N1	01-SEP-2006 13:53:03	Straylight	48.500	18	24Alp PsA	1.1660	9700.0	97	23554	No
158	GOM_NL__2PRFIN20060901_135753_000000472050_00454_23554_1465.N1	01-SEP-2006 13:57:53	Bright	46.500	142	49Del Cap	2.8500	8900.0	93	23554	No
159	GOM_NL__2PRFIN20060901_140101_000000392050_00454_23554_1466.N1	01-SEP-2006 14:01:01	Bright	38.500	154	22Bet Aqr	2.8990	5700.0	77	23554	No
160	GOM_NL__2PRFIN20060901_140228_000000412050_00454_23554_1467.N1	01-SEP-2006 14:02:28	Bright	40.500	162	34Alp Aqr	2.9440	5350.0	81	23554	No



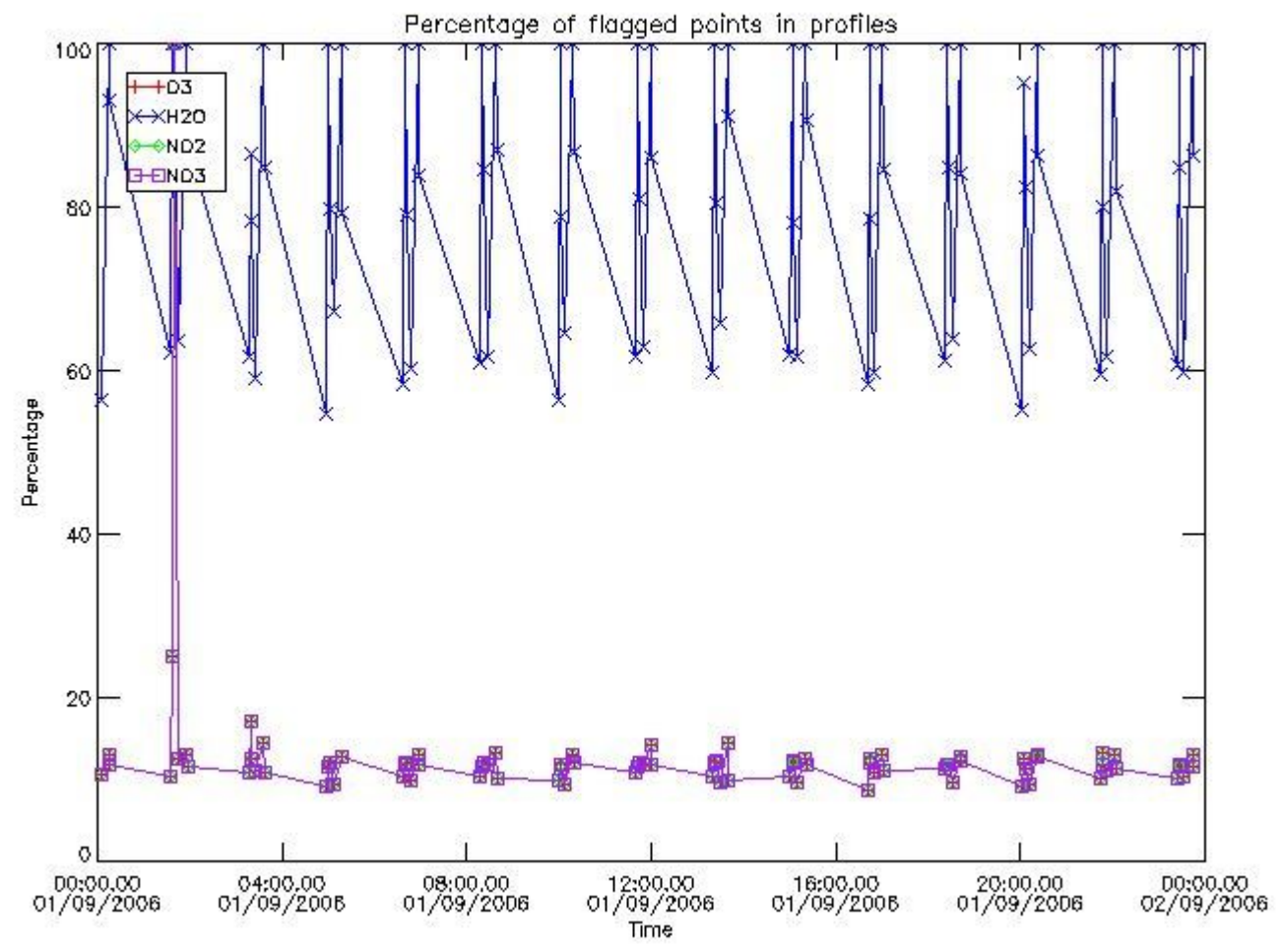
161	GOM_NL__2PRFIN20060901_140528_000000372050_00454_23554_1468.N1	01-SEP-2006 14:05:28	Bright	36.500	61	8Eps Peg	2.1000	3900.0	73	23554	No
162	GOM_NL__2PRFIN20060901_141221_000000382050_00454_23554_1469.N1	01-SEP-2006 14:12:21	Bright	38.000	92	53Eps Cyg	2.5000	4500.0	76	23554	No
163	GOM_NL__2PRFIN20060901_141414_000000352050_00454_23554_1470.N1	01-SEP-2006 14:14:14	Bright	35.000	66	37Gam Cyg	2.2080	5900.0	70	23554	No
164	GOM_NL__2PRFIN20060901_141531_000000372050_00454_23554_1471.N1	01-SEP-2006 14:15:31	Bright	37.000	19	50Alp Cyg	1.2460	10500.	74	23554	No
165	GOM_NL__2PRFIN20060901_142028_000000362050_00454_23554_1472.N1	01-SEP-2006 14:20:28	Bright	36.000	89	5Alp Cep	2.4510	8000.0	72	23554	No
166	GOM_NL__2PRFIN20060901_142807_000000362050_00454_23554_1473.N1	01-SEP-2006 14:28:07	Bright	35.500	49	1Alp UMi	1.9900	6300.0	71	23554	No
167	GOM_NL__2PRFIN20060901_144506_000000362050_00454_23554_1474.N1	01-SEP-2006 14:45:06	Bright	35.500	24	66Alp Gem	1.5800	10200.	71	23554	No
168	GOM_NL__2PRFIN20060901_145249_000000452050_00454_23554_1475.N1	01-SEP-2006 14:52:49	Twilight	44.500	8	10Alp CMi	0.40000	6500.0	89	23554	No
169	GOM_NL__2PRFIN20060901_150030_000000492050_00454_23554_1476.N1	01-SEP-2006 15:00:30	Dark	49.000	1	9Alp CMa	-1.4400	11000.	98	23554	No
170	GOM_NL__2PRFIN20060901_150315_000000422050_00454_23554_1477.N1	01-SEP-2006 15:03:15	Dark	42.000	23	21Eps CMa	1.5020	26000.	84	23554	No
171	GOM_NL__2PRFIN20060901_150449_000000422050_00454_23554_1478.N1	01-SEP-2006 15:04:49	Dark	41.500	117	Pi Pup	2.7060	3800.0	83	23554	No
172	GOM_NL__2PRFIN20060901_151000_000000532050_00454_23554_1479.N1	01-SEP-2006 15:10:00	Dark	52.500	2	Alp Car	-0.73600	7000.0	105	23554	No
173	GOM_NL__2PRFIN20060901_152019_000000412050_00455_23555_1461.N1	01-SEP-2006 15:20:19	Dark	40.500	143	Alp Hyi	2.8570	7200.0	81	23555	No
174	GOM_NL__2PRFIN20060901_152137_000000432050_00455_23555_1462.N1	01-SEP-2006 15:21:37	Dark	43.000	9	Alp Eri	0.45300	24000.	86	23555	No
175	GOM_NL__2PRFIN20060901_152935_000000402050_00455_23555_1463.N1	01-SEP-2006 15:29:35	Straylight	39.500	31	Alp Gru	1.7340	15200.	79	23555	No
176	GOM_NL__2PRFIN20060901_153340_000000482050_00455_23555_1464.N1	01-SEP-2006 15:33:40	Straylight	48.000	18	24Alp PsA	1.1660	9700.0	96	23555	No
177	GOM_NL__2PRFIN20060901_153829_000000442050_00455_23555_1465.N1	01-SEP-2006 15:38:29	Bright	44.000	142	49Del Cap	2.8500	8900.0	88	23555	No
178	GOM_NL__2PRFIN20060901_154137_000000382050_00455_23555_1466.N1	01-SEP-2006 15:41:37	Bright	38.000	154	22Bet Aqr	2.8990	5700.0	76	23555	No
179	GOM_NL__2PRFIN20060901_154304_000000402050_00455_23555_1467.N1	01-SEP-2006 15:43:04	Bright	39.500	162	34Alp Aqr	2.9440	5350.0	79	23555	No
180	GOM_NL__2PRFIN20060901_154604_000000392050_00455_23555_1468.N1	01-SEP-2006 15:46:04	Bright	39.000	61	8Eps Peg	2.1000	3900.0	78	23555	No
181	GOM_NL__2PRFIN20060901_155257_000000392050_00455_23555_1469.N1	01-SEP-2006 15:52:57	Bright	38.500	92	53Eps Cyg	2.5000	4500.0	77	23555	No
182	GOM_NL__2PRFIN20060901_155450_000000382050_00455_23555_1470.N1	01-SEP-2006 15:54:50	Bright	37.500	66	37Gam Cyg	2.2080	5900.0	75	23555	No
183	GOM_NL__2PRFIN20060901_155607_000000362050_00455_23555_1471.N1	01-SEP-2006 15:56:07	Bright	35.500	19	50Alp Cyg	1.2460	10500.	71	23555	No
184	GOM_NL__2PRFIN20060901_160104_000000362050_00455_23555_1472.N1	01-SEP-2006 16:01:04	Bright	36.000	89	5Alp Cep	2.4510	8000.0	72	23555	No
185	GOM_NL__2PRFIN20060901_160843_000000352050_00455_23555_1473.N1	01-SEP-2006 16:08:43	Bright	34.500	49	1Alp UMi	1.9900	6300.0	69	23555	No
186	GOM_NL__2PRFIN20060901_162542_000000372050_00455_23555_1474.N1	01-SEP-2006 16:25:42	Bright	36.500	24	66Alp Gem	1.5800	10200.	73	23555	No
187	GOM_NL__2PRFIN20060901_163326_000000512050_00455_23555_1475.N1	01-SEP-2006 16:33:26	Twilight	50.500	8	10Alp CMi	0.40000	6500.0	101	23555	No
188	GOM_NL__2PRFIN20060901_164107_000000582050_00455_23555_1476.N1	01-SEP-2006 16:41:07	Dark	58.000	1	9Alp CMa	-1.4400	11000.	116	23555	No
189	GOM_NL__2PRFIN20060901_164352_000000412050_00455_23555_1477.N1	01-SEP-2006 16:43:52	Dark	41.000	23	21Eps CMa	1.5020	26000.	82	23555	No
190	GOM_NL__2PRFIN20060901_164526_000000432050_00455_23555_1478.N1	01-SEP-2006 16:45:26	Dark	42.500	117	Pi Pup	2.7060	3800.0	85	23555	No
191	GOM_NL__2PRFIN20060901_165036_000000522050_00455_23555_1479.N1	01-SEP-2006 16:50:36	Dark	51.500	2	Alp Car	-0.73600	7000.0	103	23555	No
192	GOM_NL__2PRFIN20060901_170056_000000392050_00456_23556_1481.N1	01-SEP-2006 17:00:56	Dark	39.000	143	Alp Hyi	2.8570	7200.0	78	23556	No
193	GOM_NL__2PRFIN20060901_170213_000000462050_00456_23556_1482.N1	01-SEP-2006 17:02:13	Dark	45.500	9	Alp Eri	0.45300	24000.	91	23556	No
194	GOM_NL__2PRFIN20060901_171011_000000422050_00456_23556_1483.N1	01-SEP-2006 17:10:11	Straylight	41.500	31	Alp Gru	1.7340	15200.	83	23556	No
195	GOM_NL__2PRFIN20060901_171416_000000462050_00456_23556_1484.N1	01-SEP-2006 17:14:16	Straylight	45.500	18	24Alp PsA	1.1660	9700.0	91	23556	No
196	GOM_NL__2PRFIN20060901_171905_000000532050_00456_23556_1485.N1	01-SEP-2006 17:19:05	Bright	52.500	142	49Del Cap	2.8500	8900.0	105	23556	No
197	GOM_NL__2PRFIN20060901_172213_000000382050_00456_23556_1486.N1	01-SEP-2006 17:22:13	Bright	37.500	154	22Bet Aqr	2.8990	5700.0	75	23556	No
198	GOM_NL__2PRFIN20060901_172340_000000412050_00456_23556_1487.N1	01-SEP-2006 17:23:40	Bright	40.500	162	34Alp Aqr	2.9440	5350.0	81	23556	No
199	GOM_NL__2PRFIN20060901_172640_000000382050_00456_23556_1488.N1	01-SEP-2006 17:26:40	Bright	37.500	61	8Eps Peg	2.1000	3900.0	75	23556	No
200	GOM_NL__2PRFIN20060901_173333_000000352050_00456_23556_1489.N1	01-SEP-2006 17:33:33	Bright	35.000	92	53Eps Cyg	2.5000	4500.0	70	23556	No
201	GOM_NL__2PRFIN20060901_173526_000000372050_00456_23556_1490.N1	01-SEP-2006 17:35:26	Bright	37.000	66	37Gam Cyg	2.2080	5900.0	74	23556	No
202	GOM_NL__2PRFIN20060901_173643_000000382050_00456_23556_1491.N1	01-SEP-2006 17:36:43	Bright	37.500	19	50Alp Cyg	1.2460	10500.	75	23556	No
203	GOM_NL__2PRFIN20060901_174140_000000372050_00456_23556_1492.N1	01-SEP-2006 17:41:40	Bright	37.000	89	5Alp Cep	2.4510	8000.0	74	23556	No
204	GOM_NL__2PRFIN20060901_174919_000000362050_00456_23556_1493.N1	01-SEP-2006 17:49:19	Bright	36.000	49	1Alp UMi	1.9900	6300.0	72	23556	No
205	GOM_NL__2PRFIN20060901_180618_000000372050_00456_23556_1494.N1	01-SEP-2006 18:06:18	Bright	37.000	24	66Alp Gem	1.5800	10200.	74	23556	No
206	GOM_NL__2PRFIN20060901_181402_000000542050_00456_23556_1495.N1	01-SEP-2006 18:14:02	Twilight	53.500	8	10Alp CMi	0.40000	6500.0	107	23556	No
207	GOM_NL__2PRFIN20060901_182143_000000502050_00456_23556_1496.N1	01-SEP-2006 18:21:43	Dark	49.500	1	9Alp CMa	-1.4400	11000.	99	23556	No
208	GOM_NL__2PRFIN20060901_182428_000000442050_00456_23556_1497.N1	01-SEP-2006 18:24:28	Dark	43.500	23	21Eps CMa	1.5020	26000.	87	23556	No
209	GOM_NL__2PRFIN20060901_182602_000000432050_00456_23556_1498.N1	01-SEP-2006 18:26:02	Dark	43.000	117	Pi Pup	2.7060	3800.0	86	23556	No
210	GOM_NL__2PRFIN20060901_183113_000000532050_00456_23556_1499.N1	01-SEP-2006 18:31:13	Dark	53.000	2	Alp Car	-0.73600	7000.0	106	23556	No
211	GOM_NL__2PRFIN20060901_184132_000000402050_00457_23557_1481.N1	01-SEP-2006 18:41:32	Dark	40.000	143	Alp Hyi	2.8570	7200.0	80	23557	No
212	GOM_NL__2PRFIN20060901_184250_000000412050_00457_23557_1482.N1	01-SEP-2006 18:42:50	Dark	41.000	9	Alp Eri	0.45300	24000.	82	23557	No
213	GOM_NL__2PRFIN20060901_185047_000000452050_00457_23557_1483.N1	01-SEP-2006 18:50:47	Straylight	44.500	31	Alp Gru	1.7340	15200.	89	23557	No
214	GOM_NL__2PRFIN20060901_185452_000000462050_00457_23557_1484.N1	01-SEP-2006 18:54:52	Straylight	46.000	18	24Alp PsA	1.1660	9700.0	92	23557	No
215	GOM_NL__2PRFIN20060901_185941_000000402050_00457_23557_1485.N1	01-SEP-2006 18:59:41	Bright	40.000	142	49Del Cap	2.8500	8900.0	80	23557	No
216	GOM_NL__2PRFIN20060901_190249_000000382050_00457_23557_1486.N1	01-SEP-2006 19:02:49	Bright	38.000	154	22Bet Aqr	2.8990	5700.0	76	23557	No
217	GOM_NL__2PRFIN20060901_190416_000000412050_00457_23557_1487.N1	01-SEP-2006 19:04:16	Bright	40.500	162	34Alp Aqr	2.9440	5350.0	81	23557	No
218	GOM_NL__2PRFIN20060901_190716_000000382050_00457_23557_1488.N1	01-SEP-2006 19:07:16	Bright	37.500	61	8Eps Peg	2.1000	3900.0	75	23557	No
219	GOM_NL__2PRFIN20060901_191409_000000352050_00457_23557_1489.N1	01-SEP-2006 19:14:09	Bright	34.500	92	53Eps Cyg	2.5000	4500.0	69	23557	No

220	GOM_NL__2PRFIN20060901_191615_000000252050_00457_23557_1490.N1	01-SEP-2006 19:16:15	Dark	24.500	66	37Gam Cyg	2.2080	5900.0	49	23557	Yes
221	GOM_NL__2PRFIN20060901_191719_000000392050_00457_23557_1491.N1	01-SEP-2006 19:17:19	Bright	38.500	19	50Alp Cyg	1.2460	10500.	77	23557	No
222	GOM_NL__2PRFIN20060901_192215_000000362050_00457_23557_1492.N1	01-SEP-2006 19:22:15	Bright	36.000	89	5Alp Cep	2.4510	8000.0	72	23557	No
223	GOM_NL__2PRFIN20060901_192955_000000372050_00457_23557_1493.N1	01-SEP-2006 19:29:55	Bright	37.000	49	1Alp UMi	1.9900	6300.0	74	23557	No
224	GOM_NL__2PRFIN20060901_194654_000000552050_00457_23557_1494.N1	01-SEP-2006 19:46:54	Bright	55.000	24	66Alp Gem	1.5800	10200.	110	23557	No
225	GOM_NL__2PRFIN20060901_195438_000000492050_00457_23557_1495.N1	01-SEP-2006 19:54:38	Twilight	48.500	8	10Alp CMi	0.40000	6500.0	97	23557	No
226	GOM_NL__2PRFIN20060901_200220_000000552050_00457_23557_1496.N1	01-SEP-2006 20:02:20	Dark	55.000	1	9Alp CMa	-1.4400	11000.	110	23557	No
227	GOM_NL__2PRFIN20060901_200505_000000412050_00457_23557_1497.N1	01-SEP-2006 20:05:05	Dark	41.000	23	21Eps CMa	1.5020	26000.	82	23557	No
228	GOM_NL__2PRFIN20060901_200638_000000492050_00457_23557_1498.N1	01-SEP-2006 20:06:38	Dark	49.000	117	Pi Pup	2.7060	3800.0	98	23557	No
229	GOM_NL__2PRFIN20060901_201149_000000542050_00457_23557_1499.N1	01-SEP-2006 20:11:49	Dark	54.000	2	Alp Car	-0.73600	7000.0	108	23557	No
230	GOM_NL__2PRFIN20060901_202209_000000392050_00458_23558_1481.N1	01-SEP-2006 20:22:09	Dark	39.000	143	Alp Hyi	2.8570	7200.0	78	23558	No
231	GOM_NL__2PRFIN20060901_202326_000000442050_00458_23558_1482.N1	01-SEP-2006 20:23:26	Dark	43.500	9	Alp Eri	0.45300	24000.	87	23558	No
232	GOM_NL__2PRFIN20060901_203123_000000412050_00458_23558_1483.N1	01-SEP-2006 20:31:23	Straylight	40.500	31	Alp Gru	1.7340	15200.	81	23558	No
233	GOM_NL__2PRFIN20060901_203528_000000482050_00458_23558_1484.N1	01-SEP-2006 20:35:28	Straylight	47.500	18	24Alp PsA	1.1660	9700.0	95	23558	No
234	GOM_NL__2PRFIN20060901_204017_000000462050_00458_23558_1485.N1	01-SEP-2006 20:40:17	Bright	45.500	142	49Del Cap	2.8500	8900.0	91	23558	No
235	GOM_NL__2PRFIN20060901_204325_000000382050_00458_23558_1486.N1	01-SEP-2006 20:43:25	Bright	38.000	154	22Bet Aqr	2.8990	5700.0	76	23558	No
236	GOM_NL__2PRFIN20060901_204452_000000412050_00458_23558_1487.N1	01-SEP-2006 20:44:52	Bright	40.500	162	34Alp Aqr	2.9440	5350.0	81	23558	No
237	GOM_NL__2PRFIN20060901_204752_000000382050_00458_23558_1488.N1	01-SEP-2006 20:47:52	Bright	38.000	61	8Eps Peg	2.1000	3900.0	76	23558	No
238	GOM_NL__2PRFIN20060901_205445_000000372050_00458_23558_1489.N1	01-SEP-2006 20:54:45	Bright	36.500	92	53Eps Cyg	2.5000	4500.0	73	23558	No
239	GOM_NL__2PRFIN20060901_205755_000000362050_00458_23558_1490.N1	01-SEP-2006 20:57:55	Bright	36.000	19	50Alp Cyg	1.2460	10500.	72	23558	No
240	GOM_NL__2PRFIN20060901_210251_000000362050_00458_23558_1491.N1	01-SEP-2006 21:02:51	Bright	36.000	89	5Alp Cep	2.4510	8000.0	72	23558	No
241	GOM_NL__2PRFIN20060901_211031_000000362050_00458_23558_1492.N1	01-SEP-2006 21:10:31	Bright	35.500	49	1Alp UMi	1.9900	6300.0	71	23558	No
242	GOM_NL__2PRFIN20060901_212730_000000552050_00458_23558_1493.N1	01-SEP-2006 21:27:30	Bright	55.000	24	66Alp Gem	1.5800	10200.	110	23558	No
243	GOM_NL__2PRFIN20060901_213514_000000532050_00458_23558_1494.N1	01-SEP-2006 21:35:14	Twilight	52.500	8	10Alp CMi	0.40000	6500.0	105	23558	No
244	GOM_NL__2PRFIN20060901_214256_000000502050_00458_23558_1495.N1	01-SEP-2006 21:42:56	Dark	50.000	1	9Alp CMa	-1.4400	11000.	100	23558	No
245	GOM_NL__2PRFIN20060901_214541_000000432050_00458_23558_1496.N1	01-SEP-2006 21:45:41	Dark	42.500	23	21Eps CMa	1.5020	26000.	85	23558	No
246	GOM_NL__2PRFIN20060901_214715_000000432050_00458_23558_1497.N1	01-SEP-2006 21:47:15	Dark	43.000	117	Pi Pup	2.7060	3800.0	86	23558	No
247	GOM_NL__2PRFIN20060901_215225_000000502050_00458_23558_1498.N1	01-SEP-2006 21:52:25	Dark	50.000	2	Alp Car	-0.73600	7000.0	100	23558	No
248	GOM_NL__2PRFIN20060901_220245_000000392050_00459_23559_1481.N1	01-SEP-2006 22:02:45	Dark	39.000	143	Alp Hyi	2.8570	7200.0	78	23559	No
249	GOM_NL__2PRFIN20060901_220403_000000452050_00459_23559_1482.N1	01-SEP-2006 22:04:03	Dark	45.000	9	Alp Eri	0.45300	24000.	90	23559	No
250	GOM_NL__2PRFIN20060901_221159_000000412050_00459_23559_1483.N1	01-SEP-2006 22:11:59	Straylight	41.000	31	Alp Gru	1.7340	15200.	82	23559	No
251	GOM_NL__2PRFIN20060901_221604_000000522050_00459_23559_1484.N1	01-SEP-2006 22:16:04	Straylight	51.500	18	24Alp PsA	1.1660	9700.0	103	23559	No
252	GOM_NL__2PRFIN20060901_222053_000000522050_00459_23559_1485.N1	01-SEP-2006 22:20:53	Bright	51.500	142	49Del Cap	2.8500	8900.0	103	23559	No
253	GOM_NL__2PRFIN20060901_222401_000000372050_00459_23559_1486.N1	01-SEP-2006 22:24:01	Bright	37.000	154	22Bet Aqr	2.8990	5700.0	74	23559	No
254	GOM_NL__2PRFIN20060901_222528_000000402050_00459_23559_1487.N1	01-SEP-2006 22:25:28	Bright	40.000	162	34Alp Aqr	2.9440	5350.0	80	23559	No
255	GOM_NL__2PRFIN20060901_222827_000000382050_00459_23559_1488.N1	01-SEP-2006 22:28:27	Bright	38.000	61	8Eps Peg	2.1000	3900.0	76	23559	No
256	GOM_NL__2PRFIN20060901_223521_000000342050_00459_23559_1489.N1	01-SEP-2006 22:35:21	Bright	34.000	92	53Eps Cyg	2.5000	4500.0	68	23559	No
257	GOM_NL__2PRFIN20060901_223831_000000382050_00459_23559_1490.N1	01-SEP-2006 22:38:31	Bright	37.500	19	50Alp Cyg	1.2460	10500.	75	23559	No
258	GOM_NL__2PRFIN20060901_224327_000000362050_00459_23559_1491.N1	01-SEP-2006 22:43:27	Bright	35.500	89	5Alp Cep	2.4510	8000.0	71	23559	No
259	GOM_NL__2PRFIN20060901_225107_000000362050_00459_23559_1492.N1	01-SEP-2006 22:51:07	Bright	35.500	49	1Alp UMi	1.9900	6300.0	71	23559	No
260	GOM_NL__2PRFIN20060901_230806_000000492050_00459_23559_1493.N1	01-SEP-2006 23:08:06	Bright	48.500	24	66Alp Gem	1.5800	10200.	97	23559	No
261	GOM_NL__2PRFIN20060901_231551_000000502050_00459_23559_1494.N1	01-SEP-2006 23:15:51	Twilight	50.000	8	10Alp CMi	0.40000	6500.0	100	23559	No
262	GOM_NL__2PRFIN20060901_232333_000000502050_00459_23559_1495.N1	01-SEP-2006 23:23:33	Dark	50.000	1	9Alp CMa	-1.4400	11000.	100	23559	No
263	GOM_NL__2PRFIN20060901_232617_000000452050_00459_23559_1496.N1	01-SEP-2006 23:26:17	Dark	44.500	23	21Eps CMa	1.5020	26000.	89	23559	No
264	GOM_NL__2PRFIN20060901_232751_000000442050_00459_23559_1497.N1	01-SEP-2006 23:27:51	Dark	43.500	117	Pi Pup	2.7060	3800.0	87	23559	No
265	GOM_NL__2PRFIN20060901_233302_000000492050_00459_23559_1498.N1	01-SEP-2006 23:33:02	Dark	49.000	2	Alp Car	-0.73600	7000.0	98	23559	No
266	GOM_NL__2PRFIN20060901_234322_000000392050_00460_23560_1481.N1	01-SEP-2006 23:43:22	Dark	39.000	143	Alp Hyi	2.8570	7200.0	78	23560	No
267	GOM_NL__2PRFIN20060901_234439_000000442050_00460_23560_1482.N1	01-SEP-2006 23:44:39	Dark	44.000	9	Alp Eri	0.45300	24000.	88	23560	No
268	GOM_NL__2PRFIN20060901_235235_000000452050_00460_23560_1483.N1	01-SEP-2006 23:52:35	Straylight	45.000	31	Alp Gru	1.7340	15200.	90	23560	No
269	GOM_NL__2PRFIN20060901_235641_000000502050_00460_23560_1484.N1	01-SEP-2006 23:56:41	Straylight	49.500	18	24Alp PsA	1.1660	9700.0	99	23560	No

### 3. Quality information per product

In this section it is plotted some information contained in the Quality Summary data set of the level 2 products. Only products in dark limb conditions and without errors (error flag in the MPH set to "0") are used.

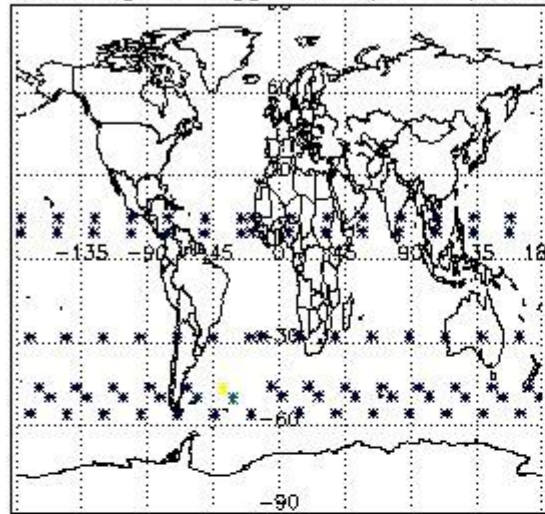
3.1 Plot quality information per product (time dependant)



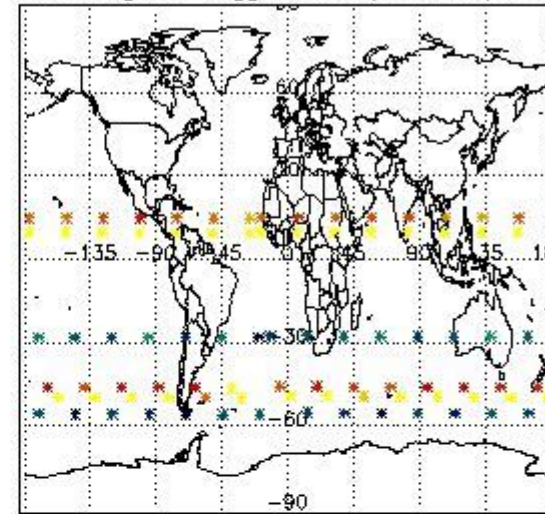
3.2 Plot quality information per product (world map)



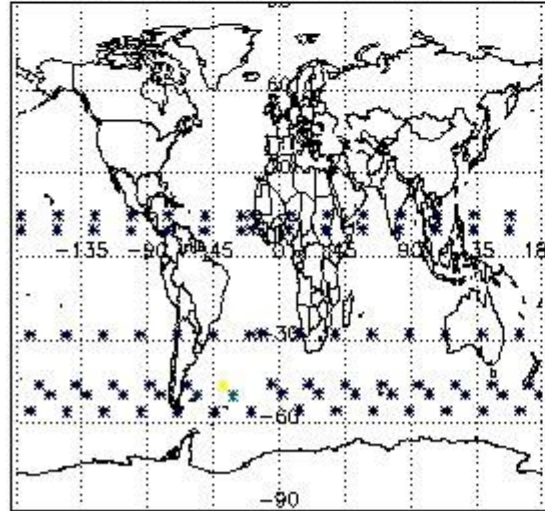
Percentage of flagged data per O3 profile



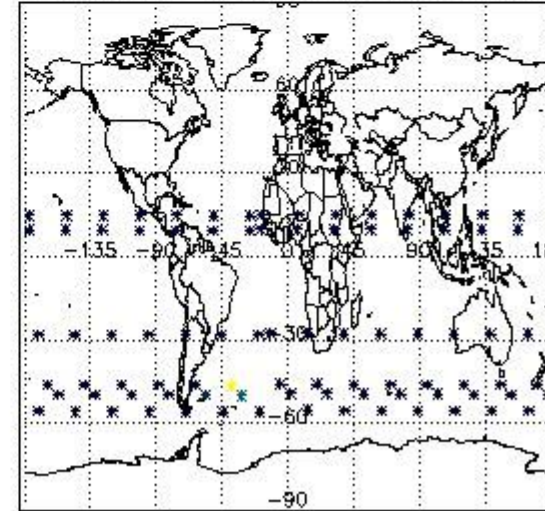
Percentage of flagged data per H2O profile



Percentage of flagged data per NO2 profile



Percentage of flagged data per NO3 profile



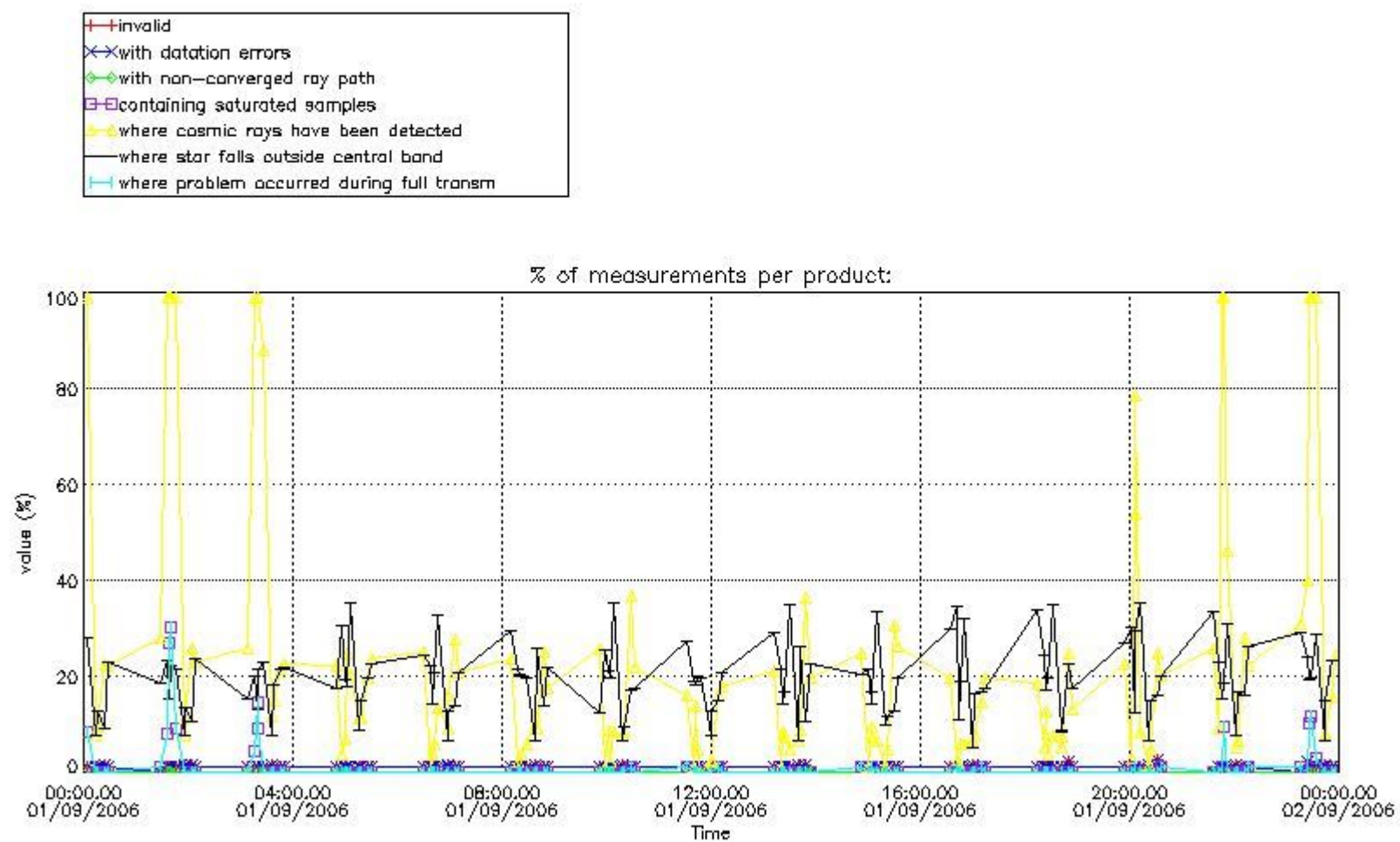
#### 4. Level 1 quality information per product

In this section it is plotted some information contained in the Quality Summary data set of the level 2 products that comes from the level 1b processing. Products without errors (error flag in the MPH set to "0") are used.

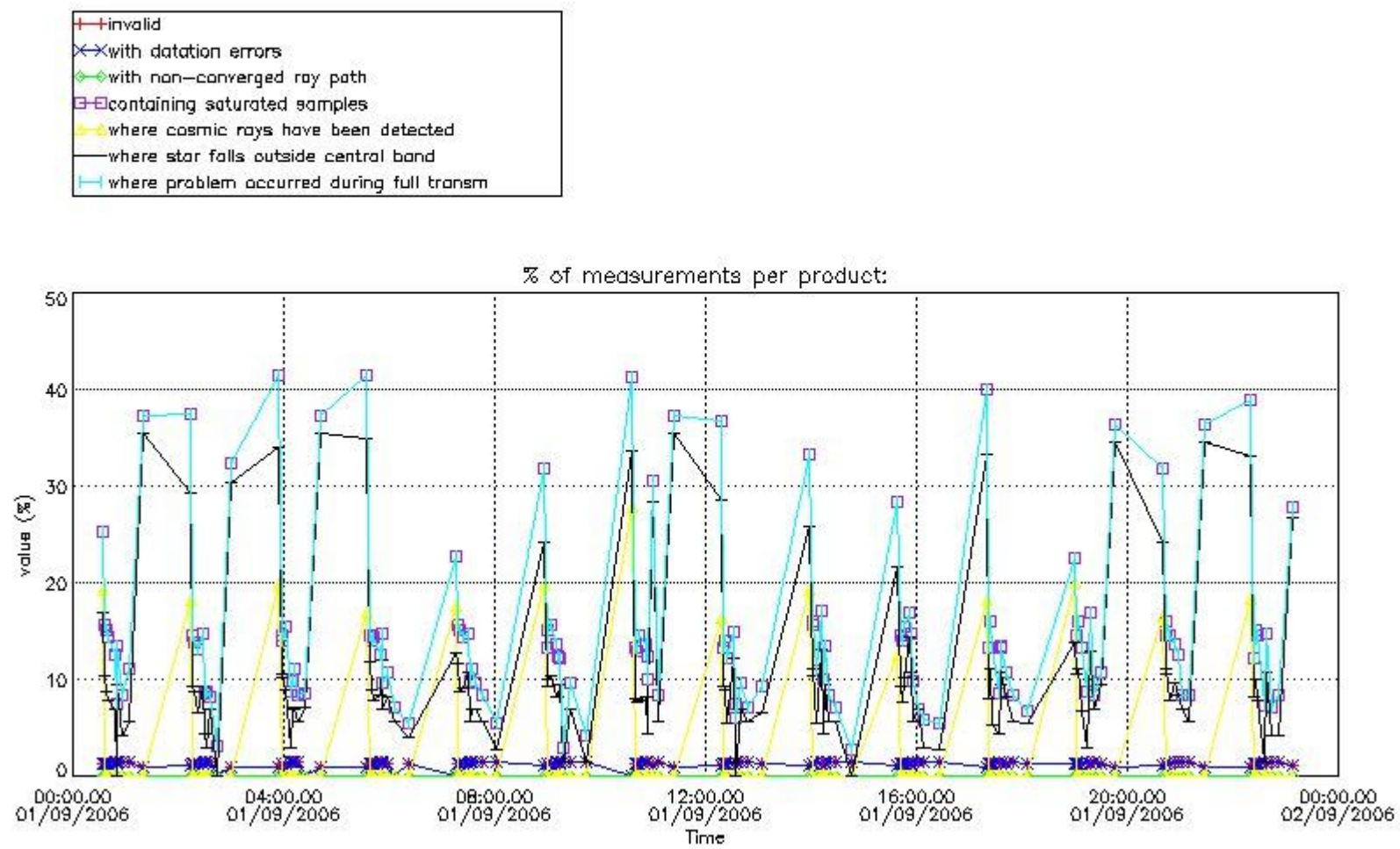
##### 4.1 Plot quality information per product (time dependant) coming from level 1b processing

###### 4.1.1 Plot level 1 quality information per product (time dependant): ENVISAT ASCENDING passes





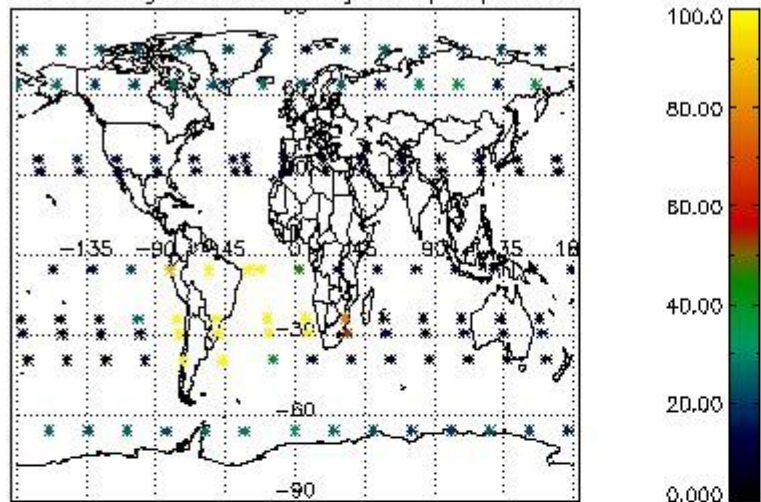
4.1.2 Plot level 1 quality information per product (time dependant): ENVI SAT DESCENDING passes



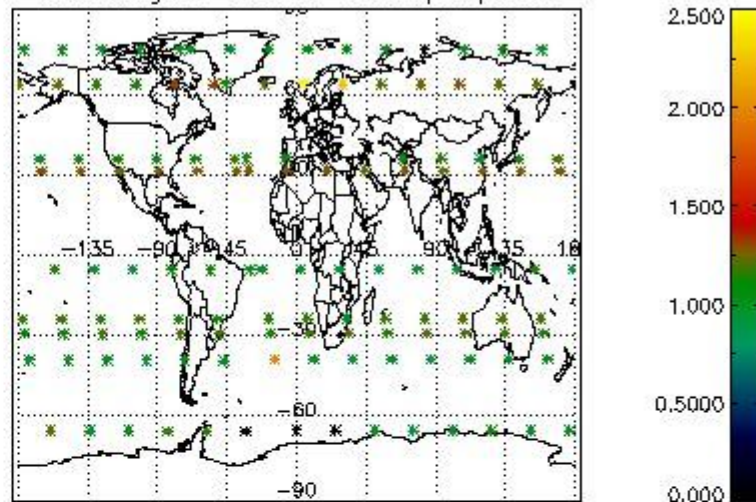
*4.2 Plot quality information per product coming from level 1b processing (world map)*

*4.2.1 Plot level 1 quality information per product (world map): ENVISAT ASCENDING passes*

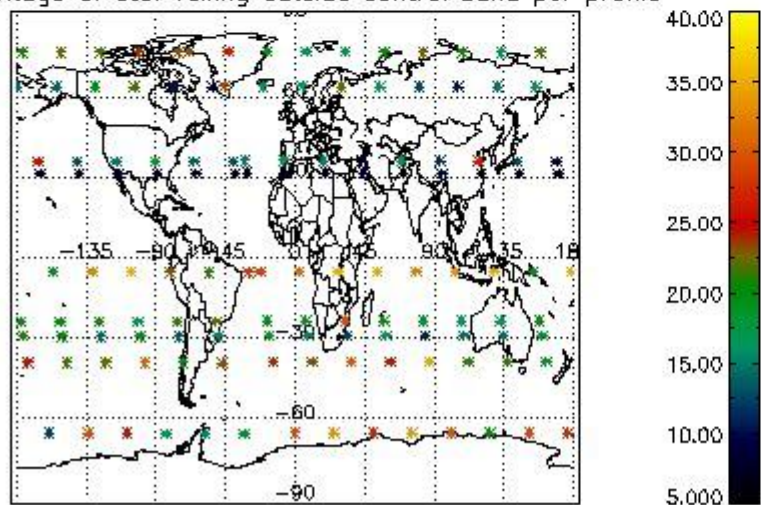
Percentage of cosmic ray hits per profile



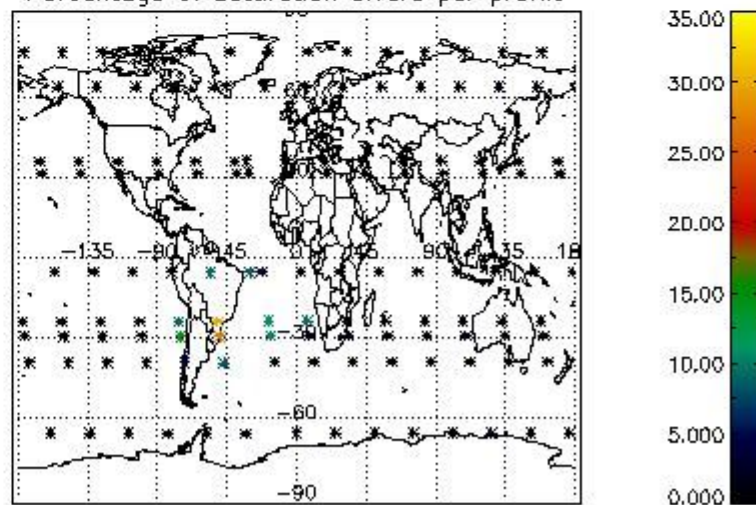
Percentage of datation errors per profile



Percentage of star falling outside central band per profile



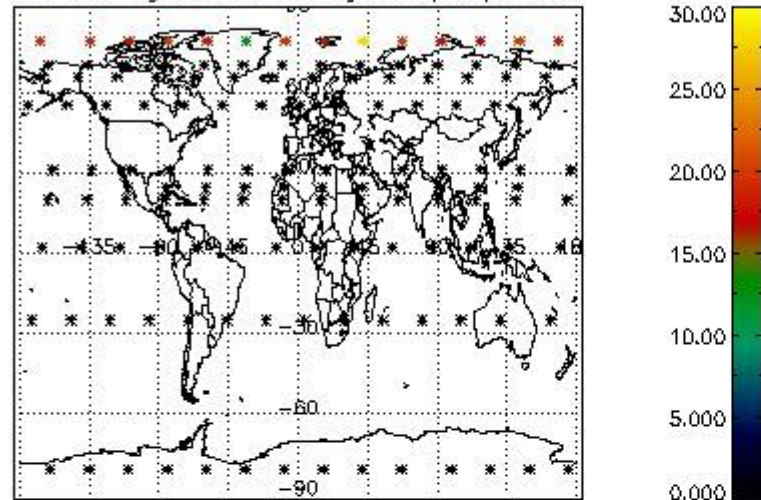
Percentage of saturation errors per profile



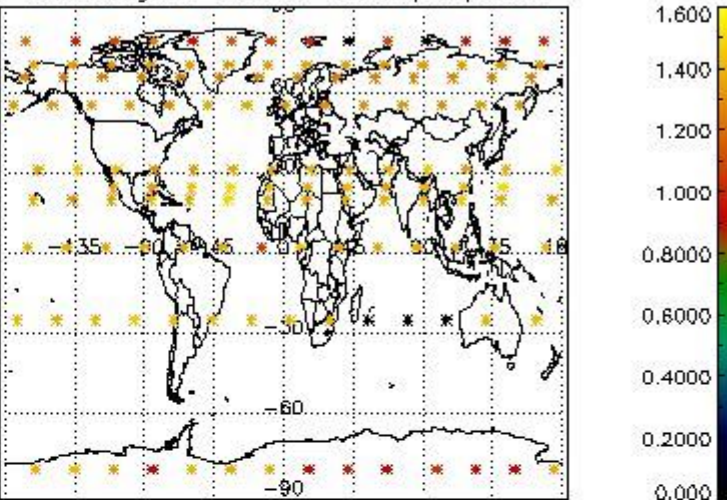
4.2.2 Plot level 1 quality information per product (world map): ENVISAT DESCENDING passes



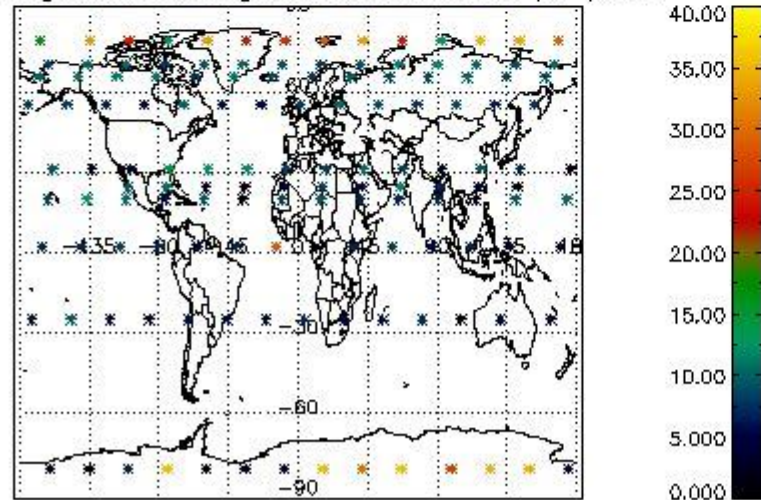
Percentage of cosmic ray hits per profile



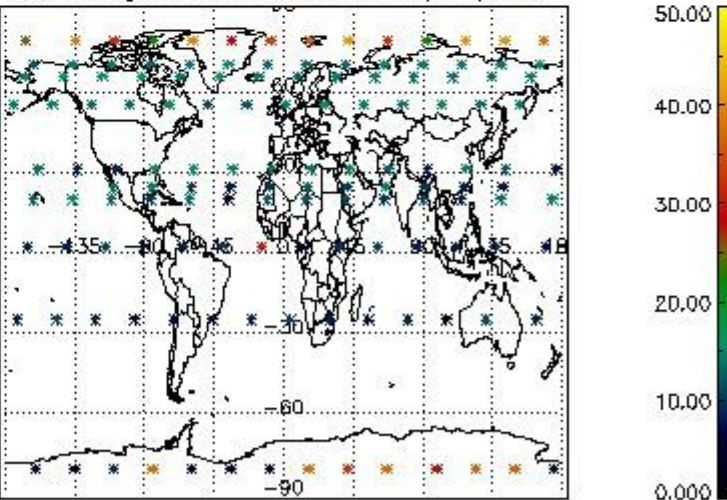
Percentage of datation errors per profile



Percentage of star falling outside central band per profile



Percentage of saturation errors per profile



## 5. Trace gas profiles

### 5.1 Ozone statistics based on quality of products

The final quality of the products can be "measured" using the STD (Standard Deviation) attached to every point profile. This information is written to the parameter GOM\_NL\_\_2P/NL\_LOCAL\_SPECIES\_DENSITY/o3\_std of the level 2 products. The table below shows the statistics for given STD ranges.

The statistics are given with respect to the overall valid production:

- Products without fatal errors: GOM\_NL\_\_2P/MPH/PRODUCT\_ERR=0
- Valid point profile: GOM\_NL\_\_2P/NL\_LOCAL\_SPECIES\_DENSITY/pcd(0)=0

The 'Criteria' is applied to valid points of dark limb products:

- Products in dark limb illumination condition: GOM\_NL\_\_2P/NL\_SUMMARY\_QUALITY/obs\_ill\_cond=0
- Products without fatal errors: GOM\_NL\_\_2P/MPH/PRODUCT\_ERR=0
- Valid point profile: GOM\_NL\_\_2P/NL\_LOCAL\_SPECIES\_DENSITY/pcd(0)=0

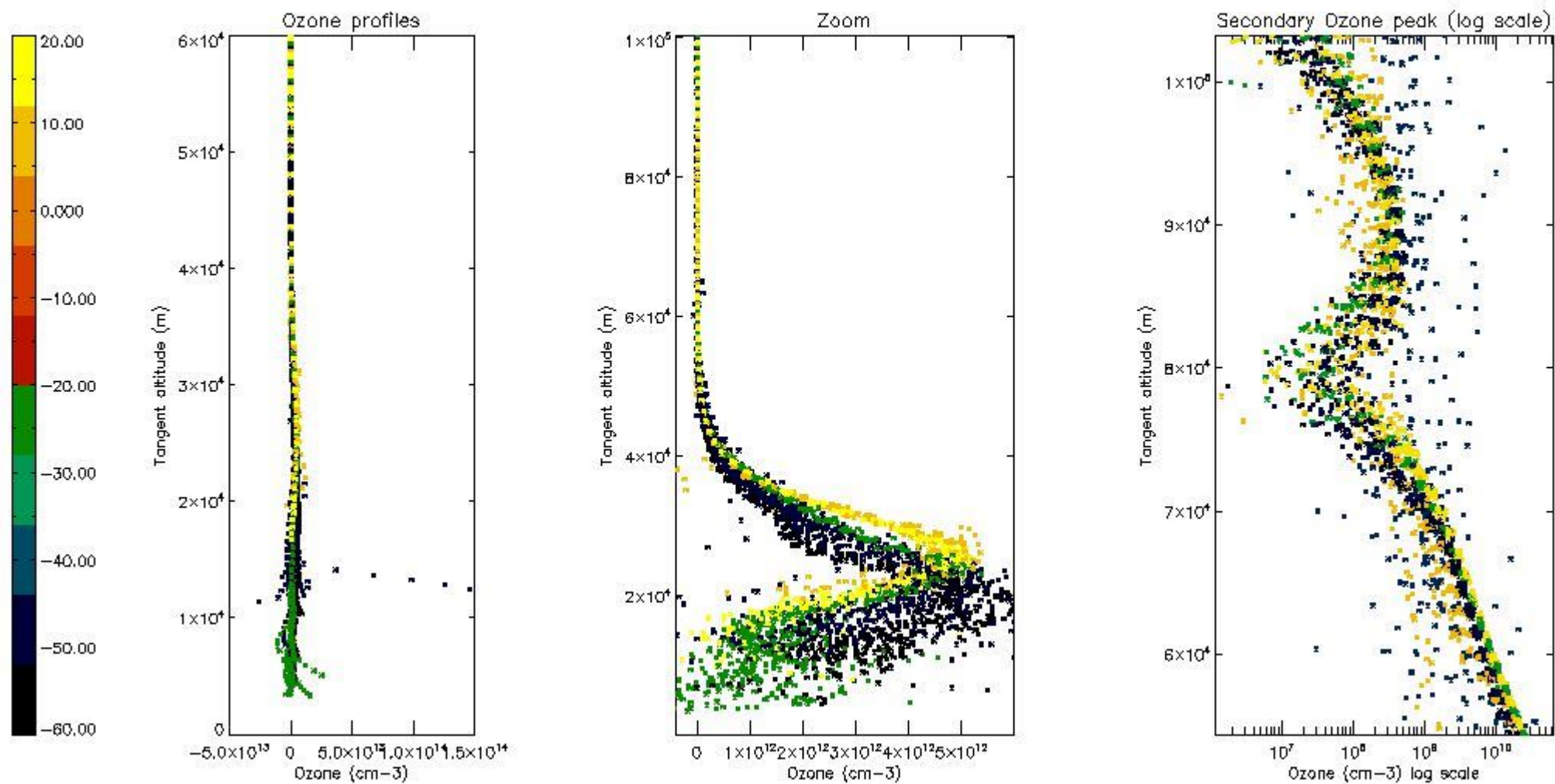
So, the table below shows the percentage of dark limb and valid observations for each criteria with respect to the overall valid daily observations.

Criteria	% of total production
All STD	36
STD < 20	22

STD < 10	18
STD < 5	14

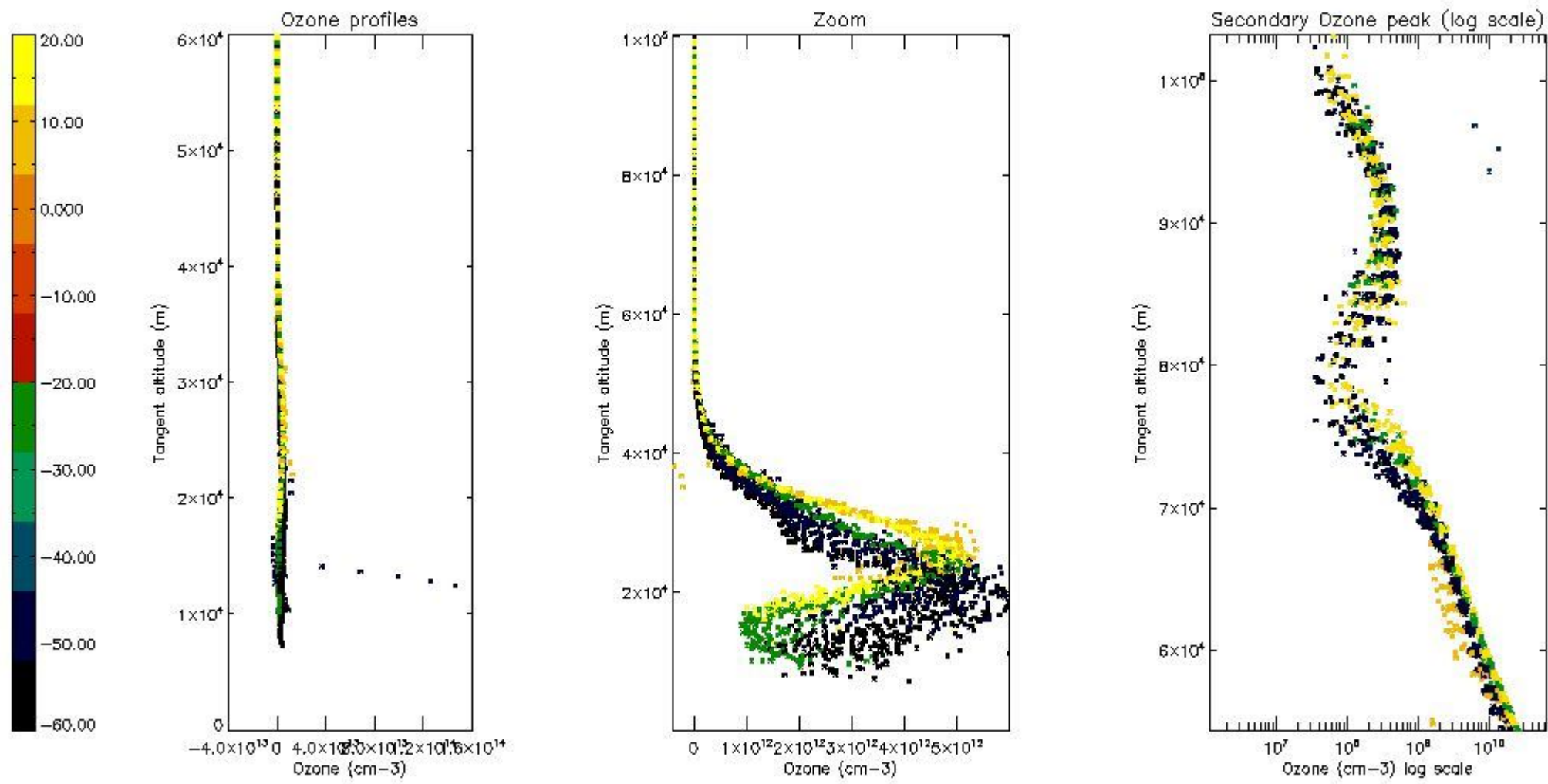
5.2 Plot ozone profiles for all STD (dark without errors)

The colorbar represents the latitude.



5.3 Plot ozone profiles where STD < 20% (dark without errors)

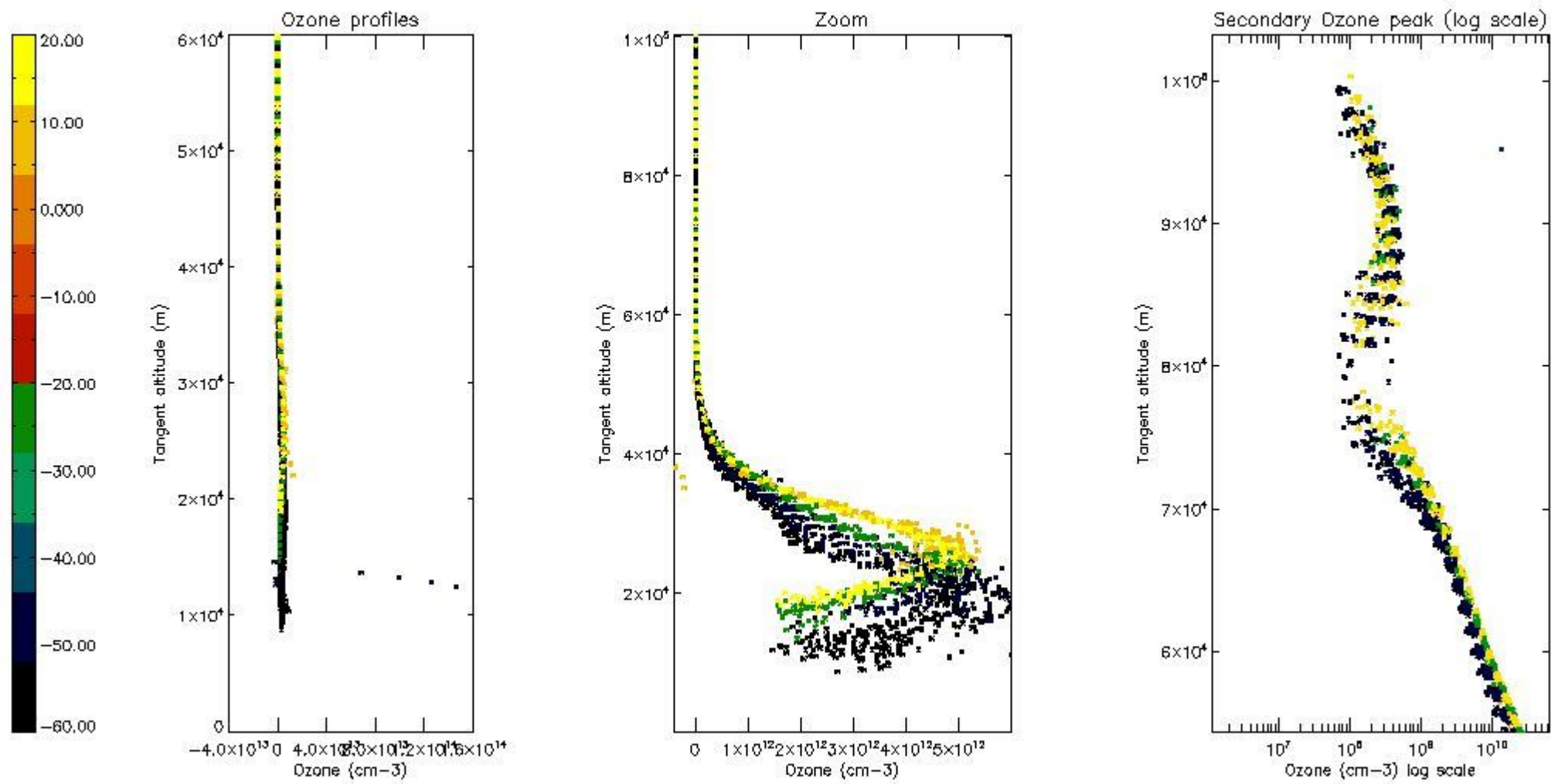
The colorbar represents the latitude.



*5.4 Plot ozone profiles where STD < 10% (dark without errors)*

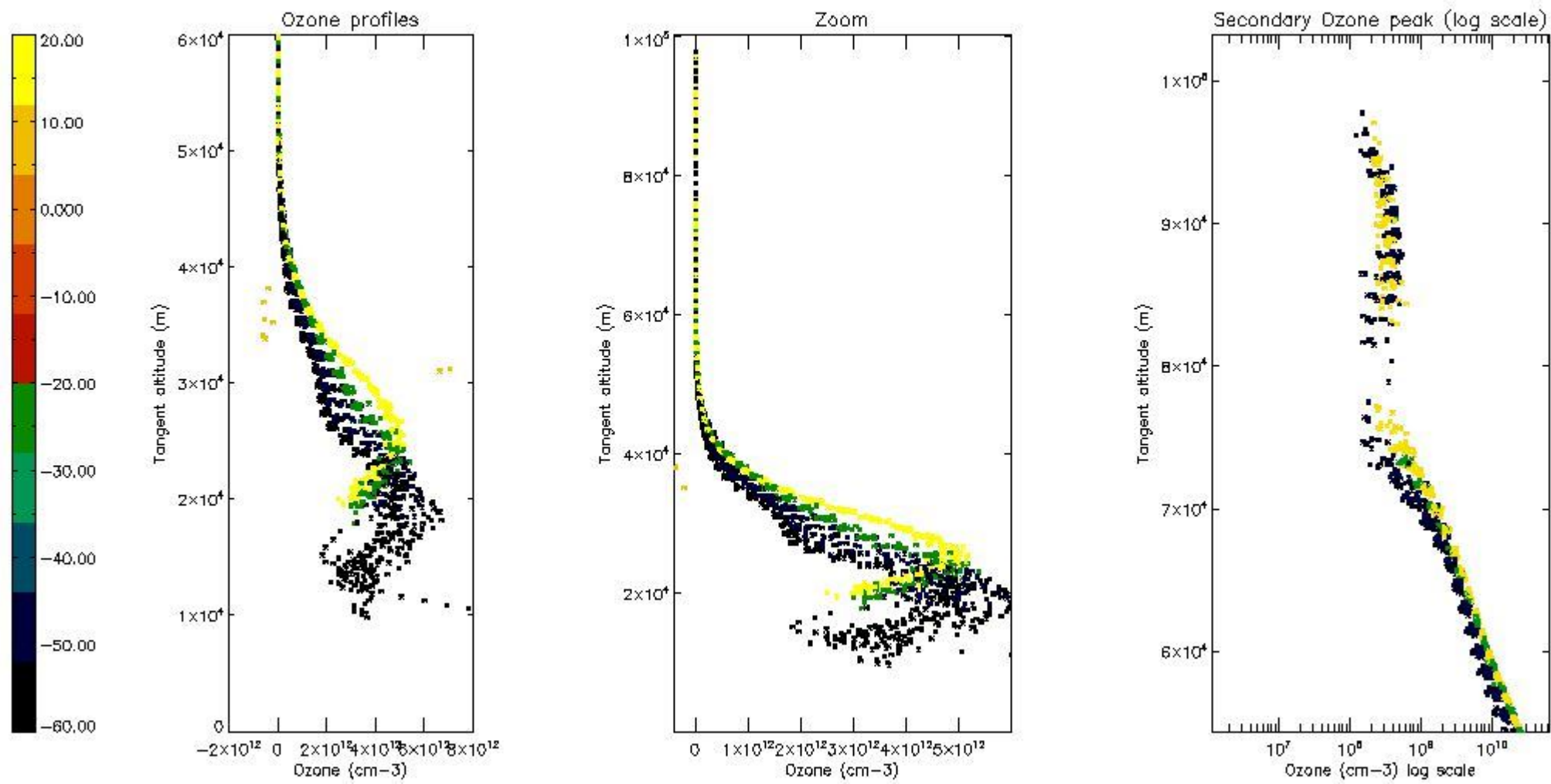
The colorbar represents the latitude.





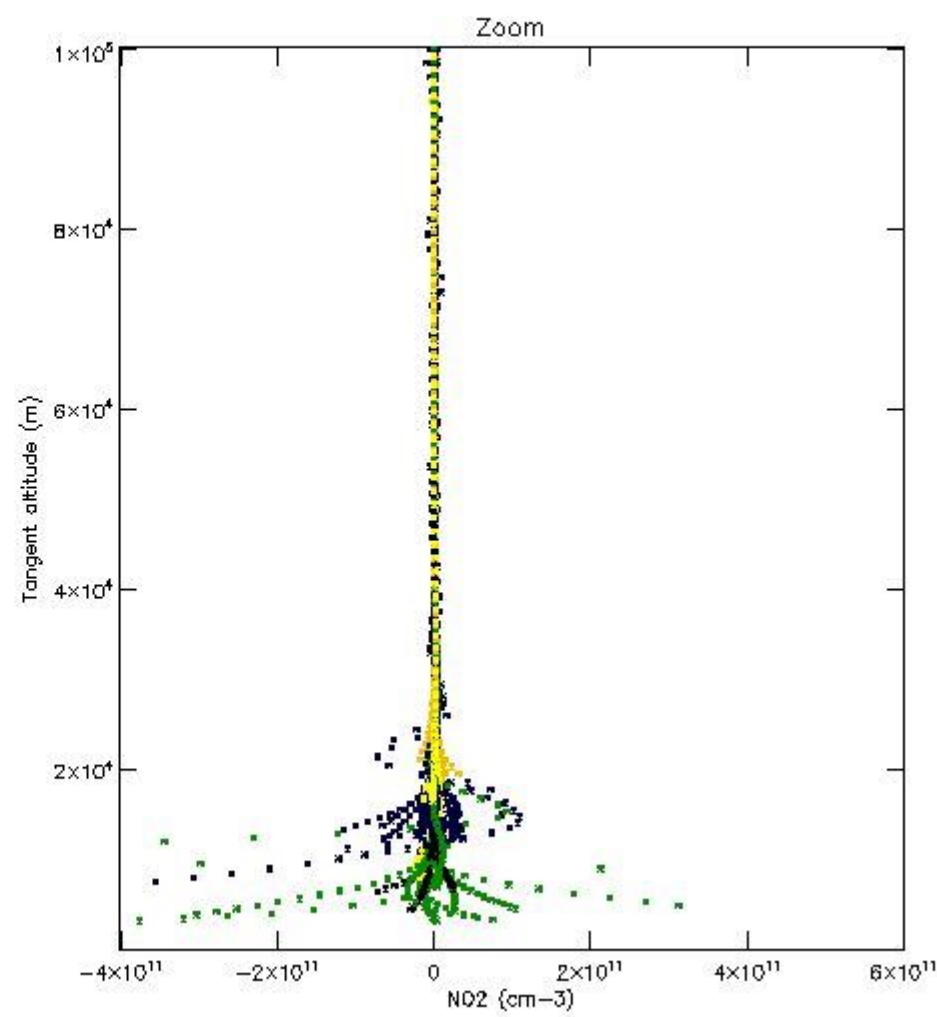
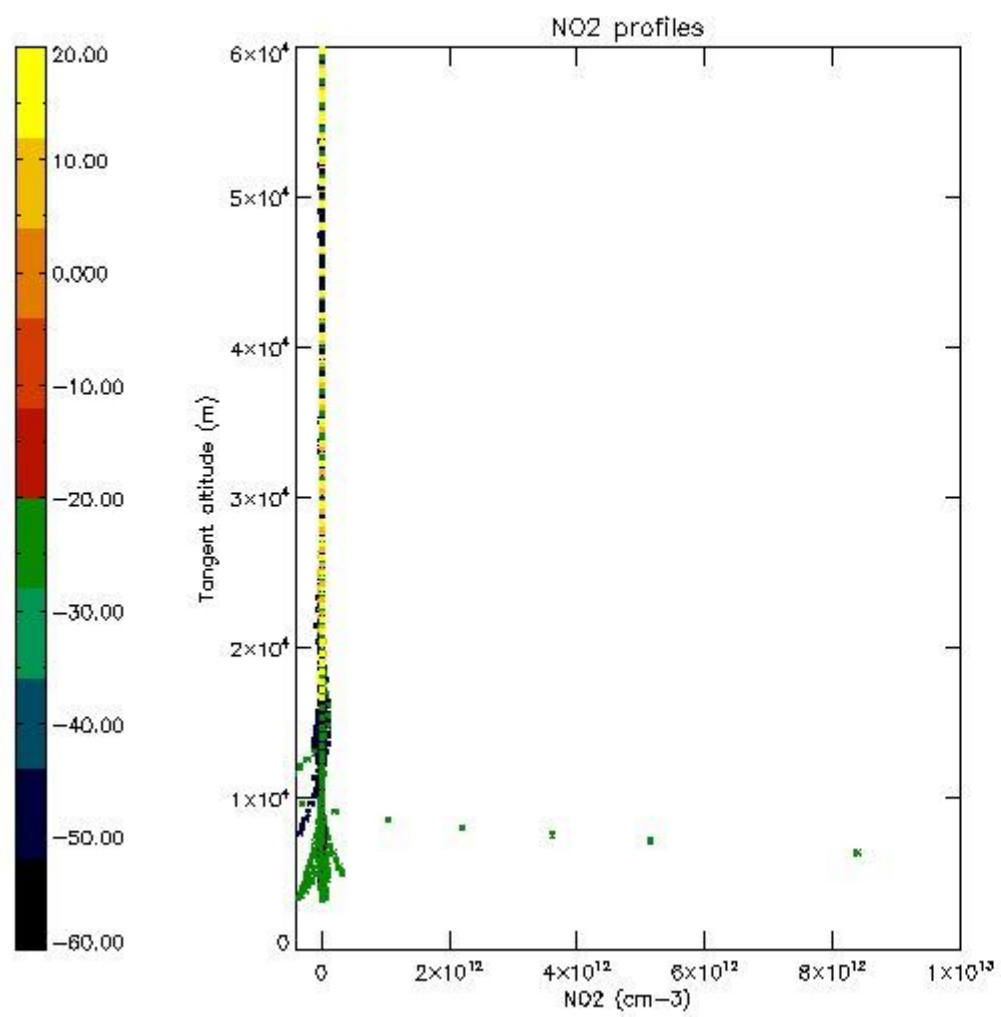
*5.5 Plot ozone profiles where STD < 5% (dark without errors)*

The colorbar represents the latitude.



*5.6 Plot NO<sub>2</sub> profiles for all STD (dark without errors)*

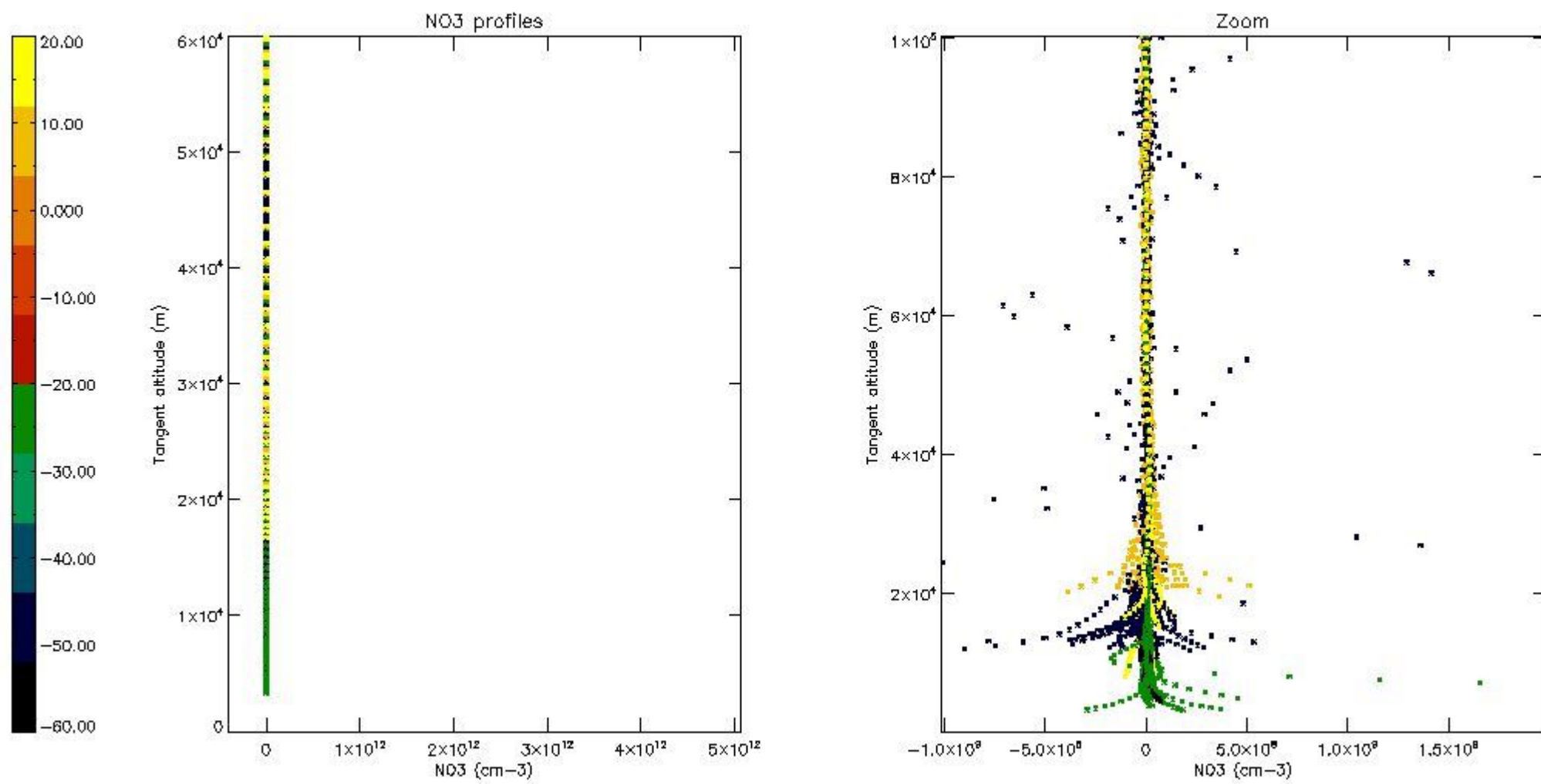
The colorbar represents the latitude.



*5.7 Plot NO3 profiles for all STD (dark without errors)*

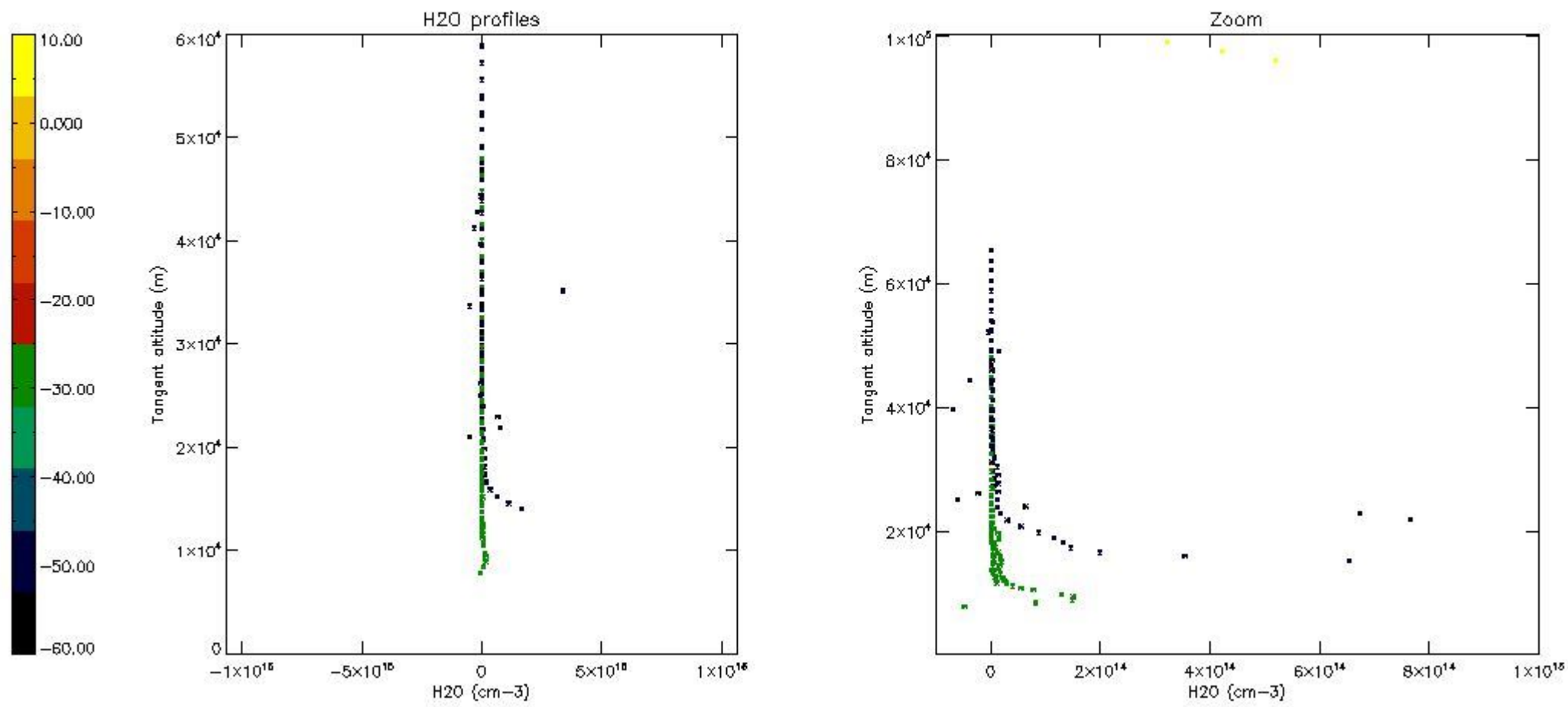
The colorbar represents the latitude.





5.8 Plot H<sub>2</sub>O profiles for all STD (only for occultations of stars 1,2,3,4,13,14,16,26,63 dark without errors)

The colorbar represents the latitude.



## 6. Auxiliary Data Files used for the production reported in section 2

The number reported in the third column indicates since which file (see list in section 2) the corresponding auxiliary file has been used. The fourth column is the date of those product files.

Type	Auxiliary Filename	Used since product	Used since product date
INST_PHYS_CHARACTERISTICS	GOM_INS_AXVIEC20091111_143220_20030716_120000_20500101_000000	1	01-SEP-2006 00:04:32
LEVEL-2_PROC_CONFIG	GOM_PR2_AXVIEC20091111_152718_20020301_000000_20500101_000000	1	01-SEP-2006 00:04:32
CROSS_SECTIONS_FILE	GOM_CRS_AXVIEC20091111_154832_20020301_000000_20500101_000000	1	01-SEP-2006 00:04:32

# GOMOS Level 2 Daily Report

## SUMMARY

### [1. General Info](#)

### [2. Summary of processed GOM\\_NL\\_2P products](#)

### [3. Level 2 Quality information per product](#)

#### [3.1 Plot of level 2 quality information per product \(time dependant\)](#)

#### [3.2 Plot of level 2 quality information per product \(world map\)](#)

### [4. Level 1 Quality information per product \(stored on level 2 products\)](#)

#### [4.1 Plot of level 1 quality information per product \(time dependant\)](#)

##### [4.1.1 Plot of level 1 quality information per product \(time dependant\): ASCENDING](#)

##### [4.1.2 Plot of level 1 quality information per product \(time dependant\): DESCENDING](#)

#### [4.2 Plot of level 1 quality information per product \(world map\)](#)

##### [4.2.1 Plot of level 1 quality information per product \(world map\): ASCENDING](#)

##### [4.2.2 Plot of level 1 quality information per product \(world map\): DESCENDING](#)

### [5. Ozone profiles based on quality statistics and other trace gas profiles](#)

#### [5.1 Ozone statistics based on quality of products](#)

#### [5.2 Plot ozone profiles for all STD \(dark without errors\)](#)

#### [5.3 Plot ozone profiles where STD < 20% \(dark without errors\)](#)

#### [5.4. Plot ozone profiles where STD < 10% \(dark without errors\)](#)

#### [5.5. Plot ozone profiles where STD < 5% \(dark without errors\)](#)

#### [5.6 Plot NO2 profiles for all STD \(dark without errors\)](#)

#### [5.7 Plot NO3 profiles for all STD \(dark without errors\)](#)

#### [5.8 Plot H2O profiles \(only for occultations of stars 1,2,3,4,13,14,16,26,63 dark without errors\) for all STD](#)

### [6. Auxiliary Data Files used for the production reported in section 2](#)



This report presents the daily analysis on parameters extracted from GOMOS level 2 data (GOM\_NL\_\_2P). It is intended to monitor some important parameters that will impact the quality of these products. A list of level 2 products (and content) that have arrived during the reporting day to the PCF is also given.

Item	Value
Time of report generation	24APR2013 03:50:14
Data source version	GOMOS/6.01
Start time of products	01-09-2006 (01SEP2006 00:00:00)
Stop time of products	02-09-2006 (02SEP2006 00:00:00)
Store outputs in DB	Yes
Nb of level 2 prods	269
Nb of prods with errors	1

## 2. Summary of processed GOM\_NL\_\_2P products.

Nr	Filename	UTC Start time	Limb	Duration	Star Id	Star Name	Star Mag	Star Temp	Nb Meas	Orbit	Prod. error
1	GOM_NL__2PRFIN20060901_000432_000000492050_00445_23545_1460.N1	01-SEP-2006 00:04:32	Dark	48.500	2	Alp Car	-0.73600	7000.0	97	23545	No
2	GOM_NL__2PRFIN20060901_001451_000000402050_00446_23546_1461.N1	01-SEP-2006 00:14:51	Dark	39.500	143	Alp Hyi	2.8570	7200.0	79	23546	No
3	GOM_NL__2PRFIN20060901_001608_000000432050_00446_23546_1462.N1	01-SEP-2006 00:16:08	Dark	43.000	9	Alp Eri	0.45300	24000.	86	23546	No
4	GOM_NL__2PRFIN20060901_002409_000000382050_00446_23546_1463.N1	01-SEP-2006 00:24:09	Straylight	38.000	31	Alp Gru	1.7340	15200.	76	23546	No
5	GOM_NL__2PRFIN20060901_002814_000000502050_00446_23546_1464.N1	01-SEP-2006 00:28:14	Straylight	50.000	18	24Alp PsA	1.1660	9700.0	100	23546	No
6	GOM_NL__2PRFIN20060901_003304_000000422050_00446_23546_1465.N1	01-SEP-2006 00:33:04	Bright	41.500	142	49Del Cap	2.8500	8900.0	83	23546	No
7	GOM_NL__2PRFIN20060901_003612_000000392050_00446_23546_1466.N1	01-SEP-2006 00:36:12	Bright	38.500	154	22Bet Aqr	2.8990	5700.0	77	23546	No
8	GOM_NL__2PRFIN20060901_003741_000000402050_00446_23546_1467.N1	01-SEP-2006 00:37:41	Bright	40.000	162	34Alp Aqr	2.9440	5350.0	80	23546	No
9	GOM_NL__2PRFIN20060901_004041_000000392050_00446_23546_1468.N1	01-SEP-2006 00:40:41	Bright	38.500	61	8Eps Peg	2.1000	3900.0	77	23546	No
10	GOM_NL__2PRFIN20060901_004733_000000362050_00446_23546_1469.N1	01-SEP-2006 00:47:33	Bright	36.000	92	53Eps Cyg	2.5000	4500.0	72	23546	No
11	GOM_NL__2PRFIN20060901_004925_000000342050_00446_23546_1470.N1	01-SEP-2006 00:49:25	Bright	33.500	66	37Gam Cyg	2.2080	5900.0	67	23546	No
12	GOM_NL__2PRFIN20060901_005043_000000372050_00446_23546_1471.N1	01-SEP-2006 00:50:43	Bright	37.000	19	50Alp Cyg	1.2460	10500.	74	23546	No
13	GOM_NL__2PRFIN20060901_005541_000000362050_00446_23546_1472.N1	01-SEP-2006 00:55:41	Bright	36.000	89	5Alp Cep	2.4510	8000.0	72	23546	No
14	GOM_NL__2PRFIN20060901_010320_000000362050_00446_23546_1473.N1	01-SEP-2006 01:03:20	Bright	36.000	49	1Alp UMi	1.9900	6300.0	72	23546	No
15	GOM_NL__2PRFIN20060901_012017_000000552050_00446_23546_1474.N1	01-SEP-2006 01:20:17	Bright	55.000	24	66Alp Gem	1.5800	10200.	110	23546	No
16	GOM_NL__2PRFIN20060901_012800_000000432050_00446_23546_1475.N1	01-SEP-2006 01:28:00	Twilight	43.000	8	10Alp CMi	0.40000	6500.0	86	23546	No
17	GOM_NL__2PRFIN20060901_013538_000000502050_00446_23546_1476.N1	01-SEP-2006 01:35:38	Dark	49.500	1	9Alp CMa	-1.4400	11000.	99	23546	No
18	GOM_NL__2PRFIN20060901_013824_000000432050_00446_23546_1477.N1	01-SEP-2006 01:38:24	Dark	42.500	23	21Eps CMa	1.5020	26000.	85	23546	No
19	GOM_NL__2PRFIN20060901_013959_000000452050_00446_23546_1478.N1	01-SEP-2006 01:39:59	Dark	45.000	117	Pi Pup	2.7060	3800.0	90	23546	No
20	GOM_NL__2PRFIN20060901_014509_000000452050_00446_23546_1479.N1	01-SEP-2006 01:45:09	Dark	44.500	2	Alp Car	-0.73600	7000.0	89	23546	No
21	GOM_NL__2PRFIN20060901_015528_000000392050_00447_23547_1461.N1	01-SEP-2006 01:55:28	Dark	39.000	143	Alp Hyi	2.8570	7200.0	78	23547	No
22	GOM_NL__2PRFIN20060901_015644_000000452050_00447_23547_1462.N1	01-SEP-2006 01:56:44	Dark	44.500	9	Alp Eri	0.45300	24000.	89	23547	No
23	GOM_NL__2PRFIN20060901_020445_000000392050_00447_23547_1463.N1	01-SEP-2006 02:04:45	Straylight	38.500	31	Alp Gru	1.7340	15200.	77	23547	No
24	GOM_NL__2PRFIN20060901_020850_000000512050_00447_23547_1464.N1	01-SEP-2006 02:08:50	Straylight	50.500	18	24Alp PsA	1.1660	9700.0	101	23547	No
25	GOM_NL__2PRFIN20060901_021340_000000502050_00447_23547_1465.N1	01-SEP-2006 02:13:40	Bright	49.500	142	49Del Cap	2.8500	8900.0	99	23547	No
26	GOM_NL__2PRFIN20060901_021648_000000382050_00447_23547_1466.N1	01-SEP-2006 02:16:48	Bright	38.000	154	22Bet Aqr	2.8990	5700.0	76	23547	No
27	GOM_NL__2PRFIN20060901_021817_000000402050_00447_23547_1467.N1	01-SEP-2006 02:18:17	Bright	40.000	162	34Alp Aqr	2.9440	5350.0	80	23547	No
28	GOM_NL__2PRFIN20060901_022117_000000382050_00447_23547_1468.N1	01-SEP-2006 02:21:17	Bright	38.000	61	8Eps Peg	2.1000	3900.0	76	23547	No
29	GOM_NL__2PRFIN20060901_022809_000000382050_00447_23547_1469.N1	01-SEP-2006 02:28:09	Bright	37.500	92	53Eps Cyg	2.5000	4500.0	75	23547	No
30	GOM_NL__2PRFIN20060901_023001_000000352050_00447_23547_1470.N1	01-SEP-2006 02:30:01	Bright	35.000	66	37Gam Cyg	2.2080	5900.0	70	23547	No
31	GOM_NL__2PRFIN20060901_023119_000000352050_00447_23547_1471.N1	01-SEP-2006 02:31:19	Bright	34.500	19	50Alp Cyg	1.2460	10500.	69	23547	No
32	GOM_NL__2PRFIN20060901_023617_000000372050_00447_23547_1472.N1	01-SEP-2006 02:36:17	Bright	36.500	89	5Alp Cep	2.4510	8000.0	73	23547	No
33	GOM_NL__2PRFIN20060901_024356_000000332050_00447_23547_1473.N1	01-SEP-2006 02:43:56	Bright	32.500	49	1Alp UMi	1.9900	6300.0	65	23547	No
34	GOM_NL__2PRFIN20060901_030053_000000512050_00447_23547_1474.N1	01-SEP-2006 03:00:53	Bright	51.000	24	66Alp Gem	1.5800	10200.	102	23547	No
35	GOM_NL__2PRFIN20060901_030836_000000432050_00447_23547_1475.N1	01-SEP-2006 03:08:36	Twilight	42.500	8	10Alp CMi	0.40000	6500.0	85	23547	No
36	GOM_NL__2PRFIN20060901_031614_000000482050_00447_23547_1476.N1	01-SEP-2006 03:16:14	Dark	47.500	1	9Alp CMa	-1.4400	11000.	95	23547	No
37	GOM_NL__2PRFIN20060901_031900_000000422050_00447_23547_1477.N1	01-SEP-2006 03:19:00	Dark	41.500	23	21Eps CMa	1.5020	26000.	83	23547	No
38	GOM_NL__2PRFIN20060901_032035_000000452050_00447_23547_1478.N1	01-SEP-2006 03:20:35	Dark	44.500	117	Pi Pup	2.7060	3800.0	89	23547	No
39	GOM_NL__2PRFIN20060901_032545_000000462050_00447_23547_1479.N1	01-SEP-2006 03:25:45	Dark	45.500	2	Alp Car	-0.73600	7000.0	91	23547	No
40	GOM_NL__2PRFIN20060901_033604_000000392050_00448_23548_1461.N1	01-SEP-2006 03:36:04	Dark	39.000	143	Alp Hyi	2.8570	7200.0	78	23548	No
41	GOM_NL__2PRFIN20060901_033721_000000472050_00448_23548_1462.N1	01-SEP-2006 03:37:21	Dark	46.500	9	Alp Eri	0.45300	24000.	93	23548	No
42	GOM_NL__2PRFIN20060901_034522_000000442050_00448_23548_1463.N1	01-SEP-2006 03:45:22	Straylight	44.000	31	Alp Gru	1.7340	15200.	88	23548	No

43	GOM_NL__2PRFIN20060901_034926_000000492050_00448_23548_1464.N1	01-SEP-2006 03:49:26	Straylight	48.500	18	24Alp PsA	1.1660	9700.0	97	23548	No
44	GOM_NL__2PRFIN20060901_035416_000000532050_00448_23548_1465.N1	01-SEP-2006 03:54:16	Bright	53.000	142	49Del Cap	2.8500	8900.0	106	23548	No
45	GOM_NL__2PRFIN20060901_035724_000000382050_00448_23548_1466.N1	01-SEP-2006 03:57:24	Bright	38.000	154	22Bet Aqr	2.8990	5700.0	76	23548	No
46	GOM_NL__2PRFIN20060901_035853_000000402050_00448_23548_1467.N1	01-SEP-2006 03:58:53	Bright	39.500	162	34Alp Aqr	2.9440	5350.0	79	23548	No
47	GOM_NL__2PRFIN20060901_040153_000000392050_00448_23548_1468.N1	01-SEP-2006 04:01:53	Bright	39.000	61	8Eps Peg	2.1000	3900.0	78	23548	No
48	GOM_NL__2PRFIN20060901_040845_000000352050_00448_23548_1469.N1	01-SEP-2006 04:08:45	Bright	34.500	92	53Eps Cyg	2.5000	4500.0	69	23548	No
49	GOM_NL__2PRFIN20060901_041038_000000362050_00448_23548_1470.N1	01-SEP-2006 04:10:38	Bright	35.500	66	37Gam Cyg	2.2080	5900.0	71	23548	No
50	GOM_NL__2PRFIN20060901_041155_000000362050_00448_23548_1471.N1	01-SEP-2006 04:11:55	Bright	36.000	19	50Alp Cyg	1.2460	10500.	72	23548	No
51	GOM_NL__2PRFIN20060901_041653_000000362050_00448_23548_1472.N1	01-SEP-2006 04:16:53	Bright	36.000	89	5Alp Cep	2.4510	8000.0	72	23548	No
52	GOM_NL__2PRFIN20060901_042432_000000352050_00448_23548_1473.N1	01-SEP-2006 04:24:32	Bright	35.000	49	1Alp UMi	1.9900	6300.0	70	23548	No
53	GOM_NL__2PRFIN20060901_044130_000000552050_00448_23548_1474.N1	01-SEP-2006 04:41:30	Bright	55.000	24	66Alp Gem	1.5800	10200.	110	23548	No
54	GOM_NL__2PRFIN20060901_044912_000000432050_00448_23548_1475.N1	01-SEP-2006 04:49:12	Twilight	43.000	8	10Alp CMi	0.40000	6500.0	86	23548	No
55	GOM_NL__2PRFIN20060901_045651_000000562050_00448_23548_1476.N1	01-SEP-2006 04:56:51	Dark	55.500	1	9Alp CMa	-1.4400	11000.	111	23548	No
56	GOM_NL__2PRFIN20060901_045937_000000452050_00448_23548_1477.N1	01-SEP-2006 04:59:37	Dark	44.500	23	21Eps CMa	1.5020	26000.	89	23548	No
57	GOM_NL__2PRFIN20060901_050111_000000432050_00448_23548_1478.N1	01-SEP-2006 05:01:11	Dark	42.500	117	Pi Pup	2.7060	3800.0	85	23548	No
58	GOM_NL__2PRFIN20060901_050622_000000542050_00448_23548_1479.N1	01-SEP-2006 05:06:22	Dark	54.000	2	Alp Car	-0.73600	7000.0	108	23548	No
59	GOM_NL__2PRFIN20060901_051640_000000402050_00449_23549_1461.N1	01-SEP-2006 05:16:40	Dark	40.000	143	Alp Hyi	2.8570	7200.0	80	23549	No
60	GOM_NL__2PRFIN20060901_051757_000000442050_00449_23549_1462.N1	01-SEP-2006 05:17:57	Dark	44.000	9	Alp Eri	0.45300	24000.	88	23549	No
61	GOM_NL__2PRFIN20060901_052558_000000432050_00449_23549_1463.N1	01-SEP-2006 05:25:58	Straylight	43.000	31	Alp Gru	1.7340	15200.	86	23549	No
62	GOM_NL__2PRFIN20060901_053003_000000492050_00449_23549_1464.N1	01-SEP-2006 05:30:03	Straylight	49.000	18	24Alp PsA	1.1660	9700.0	98	23549	No
63	GOM_NL__2PRFIN20060901_053452_000000532050_00449_23549_1465.N1	01-SEP-2006 05:34:52	Bright	53.000	142	49Del Cap	2.8500	8900.0	106	23549	No
64	GOM_NL__2PRFIN20060901_053801_000000382050_00449_23549_1466.N1	01-SEP-2006 05:38:01	Bright	38.000	154	22Bet Aqr	2.8990	5700.0	76	23549	No
65	GOM_NL__2PRFIN20060901_053929_000000402050_00449_23549_1467.N1	01-SEP-2006 05:39:29	Bright	39.500	162	34Alp Aqr	2.9440	5350.0	79	23549	No
66	GOM_NL__2PRFIN20060901_054229_000000392050_00449_23549_1468.N1	01-SEP-2006 05:42:29	Bright	38.500	61	8Eps Peg	2.1000	3900.0	77	23549	No
67	GOM_NL__2PRFIN20060901_054921_000000362050_00449_23549_1469.N1	01-SEP-2006 05:49:21	Bright	36.000	92	53Eps Cyg	2.5000	4500.0	72	23549	No
68	GOM_NL__2PRFIN20060901_055114_000000382050_00449_23549_1470.N1	01-SEP-2006 05:51:14	Bright	37.500	66	37Gam Cyg	2.2080	5900.0	75	23549	No
69	GOM_NL__2PRFIN20060901_055231_000000362050_00449_23549_1471.N1	01-SEP-2006 05:52:31	Bright	36.000	19	50Alp Cyg	1.2460	10500.	72	23549	No
70	GOM_NL__2PRFIN20060901_055729_000000372050_00449_23549_1472.N1	01-SEP-2006 05:57:29	Bright	37.000	89	5Alp Cep	2.4510	8000.0	74	23549	No
71	GOM_NL__2PRFIN20060901_060508_000000352050_00449_23549_1473.N1	01-SEP-2006 06:05:08	Bright	35.000	49	1Alp UMi	1.9900	6300.0	70	23549	No
72	GOM_NL__2PRFIN20060901_062206_000000372050_00449_23549_1474.N1	01-SEP-2006 06:22:06	Bright	37.000	24	66Alp Gem	1.5800	10200.	74	23549	No
73	GOM_NL__2PRFIN20060901_062948_000000482050_00449_23549_1475.N1	01-SEP-2006 06:29:48	Twilight	47.500	8	10Alp CMi	0.40000	6500.0	95	23549	No
74	GOM_NL__2PRFIN20060901_063728_000000502050_00449_23549_1476.N1	01-SEP-2006 06:37:28	Dark	49.500	1	9Alp CMa	-1.4400	11000.	99	23549	No
75	GOM_NL__2PRFIN20060901_064013_000000432050_00449_23549_1477.N1	01-SEP-2006 06:40:13	Dark	42.500	23	21Eps CMa	1.5020	26000.	85	23549	No
76	GOM_NL__2PRFIN20060901_064148_000000442050_00449_23549_1478.N1	01-SEP-2006 06:41:48	Dark	43.500	117	Pi Pup	2.7060	3800.0	87	23549	No
77	GOM_NL__2PRFIN20060901_064658_000000522050_00449_23549_1479.N1	01-SEP-2006 06:46:58	Dark	52.000	2	Alp Car	-0.73600	7000.0	104	23549	No
78	GOM_NL__2PRFIN20060901_065717_000000392050_00450_23550_1461.N1	01-SEP-2006 06:57:17	Dark	39.000	143	Alp Hyi	2.8570	7200.0	78	23550	No
79	GOM_NL__2PRFIN20060901_065834_000000442050_00450_23550_1462.N1	01-SEP-2006 06:58:34	Dark	43.500	9	Alp Eri	0.45300	24000.	87	23550	No
80	GOM_NL__2PRFIN20060901_070634_000000402050_00450_23550_1463.N1	01-SEP-2006 07:06:34	Straylight	40.000	31	Alp Gru	1.7340	15200.	80	23550	No
81	GOM_NL__2PRFIN20060901_071039_000000482050_00450_23550_1464.N1	01-SEP-2006 07:10:39	Straylight	48.000	18	24Alp PsA	1.1660	9700.0	96	23550	No
82	GOM_NL__2PRFIN20060901_071528_000000402050_00450_23550_1465.N1	01-SEP-2006 07:15:28	Bright	39.500	142	49Del Cap	2.8500	8900.0	79	23550	No
83	GOM_NL__2PRFIN20060901_071837_000000392050_00450_23550_1466.N1	01-SEP-2006 07:18:37	Bright	38.500	154	22Bet Aqr	2.8990	5700.0	77	23550	No
84	GOM_NL__2PRFIN20060901_072005_000000402050_00450_23550_1467.N1	01-SEP-2006 07:20:05	Bright	40.000	162	34Alp Aqr	2.9440	5350.0	80	23550	No
85	GOM_NL__2PRFIN20060901_072304_000000392050_00450_23550_1468.N1	01-SEP-2006 07:23:04	Bright	38.500	61	8Eps Peg	2.1000	3900.0	77	23550	No
86	GOM_NL__2PRFIN20060901_072957_000000382050_00450_23550_1469.N1	01-SEP-2006 07:29:57	Bright	37.500	92	53Eps Cyg	2.5000	4500.0	75	23550	No
87	GOM_NL__2PRFIN20060901_073150_000000362050_00450_23550_1470.N1	01-SEP-2006 07:31:50	Bright	35.500	66	37Gam Cyg	2.2080	5900.0	71	23550	No
88	GOM_NL__2PRFIN20060901_073307_000000362050_00450_23550_1471.N1	01-SEP-2006 07:33:07	Bright	36.000	19	50Alp Cyg	1.2460	10500.	72	23550	No
89	GOM_NL__2PRFIN20060901_073805_000000372050_00450_23550_1472.N1	01-SEP-2006 07:38:05	Bright	36.500	89	5Alp Cep	2.4510	8000.0	73	23550	No
90	GOM_NL__2PRFIN20060901_074544_000000362050_00450_23550_1473.N1	01-SEP-2006 07:45:44	Bright	36.000	49	1Alp UMi	1.9900	6300.0	72	23550	No
91	GOM_NL__2PRFIN20060901_080242_000000372050_00450_23550_1474.N1	01-SEP-2006 08:02:42	Bright	36.500	24	66Alp Gem	1.5800	10200.	73	23550	No
92	GOM_NL__2PRFIN20060901_081025_000000512050_00450_23550_1475.N1	01-SEP-2006 08:10:25	Twilight	51.000	8	10Alp CMi	0.40000	6500.0	102	23550	No
93	GOM_NL__2PRFIN20060901_081804_000000492050_00450_23550_1476.N1	01-SEP-2006 08:18:04	Dark	49.000	1	9Alp CMa	-1.4400	11000.	98	23550	No
94	GOM_NL__2PRFIN20060901_082050_000000452050_00450_23550_1477.N1	01-SEP-2006 08:20:50	Dark	44.500	23	21Eps CMa	1.5020	26000.	89	23550	No
95	GOM_NL__2PRFIN20060901_082224_000000432050_00450_23550_1478.N1	01-SEP-2006 08:22:24	Dark	42.500	117	Pi Pup	2.7060	3800.0	85	23550	No
96	GOM_NL__2PRFIN20060901_082734_000000442050_00450_23550_1479.N1	01-SEP-2006 08:27:34	Dark	43.500	2	Alp Car	-0.73600	7000.0	87	23550	No
97	GOM_NL__2PRFIN20060901_083754_000000392050_00451_23551_1461.N1	01-SEP-2006 08:37:54	Dark	38.500	143	Alp Hyi	2.8570	7200.0	77	23551	No
98	GOM_NL__2PRFIN20060901_083911_000000512050_00451_23551_1462.N1	01-SEP-2006 08:39:11	Dark	50.500	9	Alp Eri	0.45300	24000.	101	23551	No
99	GOM_NL__2PRFIN20060901_084710_000000402050_00451_23551_1463.N1	01-SEP-2006 08:47:10	Straylight	40.000	31	Alp Gru	1.7340	15200.	80	23551	No
100	GOM_NL__2PRFIN20060901_085115_000000492050_00451_23551_1464.N1	01-SEP-2006 08:51:15	Straylight	48.500	18	24Alp PsA	1.1660	9700.0	97	23551	No
101	GOM_NL__2PRFIN20060901_085605_000000462050_00451_23551_1465.N1	01-SEP-2006 08:56:05	Bright	45.500	142	49Del Cap	2.8500	8900.0	91	23551	No

102	GOM_NL__2PRFIN20060901_085913_000000382050_00451_23551_1466.N1	01-SEP-2006 08:59:13	Bright	37.500	154	22Bet Aqr	2.8990	5700.0	75	23551	No
103	GOM_NL__2PRFIN20060901_090040_000000402050_00451_23551_1467.N1	01-SEP-2006 09:00:40	Bright	40.000	162	34Alp Aqr	2.9440	5350.0	80	23551	No
104	GOM_NL__2PRFIN20060901_090340_000000392050_00451_23551_1468.N1	01-SEP-2006 09:03:40	Bright	38.500	61	8Eps Peg	2.1000	3900.0	77	23551	No
105	GOM_NL__2PRFIN20060901_091033_000000372050_00451_23551_1469.N1	01-SEP-2006 09:10:33	Bright	36.500	92	53Eps Cyg	2.5000	4500.0	73	23551	No
106	GOM_NL__2PRFIN20060901_091226_000000372050_00451_23551_1470.N1	01-SEP-2006 09:12:26	Bright	36.500	66	37Gam Cyg	2.2080	5900.0	73	23551	No
107	GOM_NL__2PRFIN20060901_091343_000000372050_00451_23551_1471.N1	01-SEP-2006 09:13:43	Bright	37.000	19	50Alp Cyg	1.2460	10500.	74	23551	No
108	GOM_NL__2PRFIN20060901_091840_000000352050_00451_23551_1472.N1	01-SEP-2006 09:18:40	Bright	34.500	89	5Alp Cep	2.4510	8000.0	69	23551	No
109	GOM_NL__2PRFIN20060901_092620_000000362050_00451_23551_1473.N1	01-SEP-2006 09:26:20	Bright	36.000	49	1Alp UMi	1.9900	6300.0	72	23551	No
110	GOM_NL__2PRFIN20060901_094318_000000362050_00451_23551_1474.N1	01-SEP-2006 09:43:18	Bright	36.000	24	66Alp Gem	1.5800	10200.	72	23551	No
111	GOM_NL__2PRFIN20060901_095101_000000412050_00451_23551_1475.N1	01-SEP-2006 09:51:01	Twilight	40.500	8	10Alp CMi	0.40000	6500.0	81	23551	No
112	GOM_NL__2PRFIN20060901_095841_000000512050_00451_23551_1476.N1	01-SEP-2006 09:58:41	Dark	51.000	1	9Alp CMa	-1.4400	11000.	102	23551	No
113	GOM_NL__2PRFIN20060901_100126_000000452050_00451_23551_1477.N1	01-SEP-2006 10:01:26	Dark	45.000	23	21Eps CMa	1.5020	26000.	90	23551	No
114	GOM_NL__2PRFIN20060901_100300_000000432050_00451_23551_1478.N1	01-SEP-2006 10:03:00	Dark	43.000	117	Pi Pup	2.7060	3800.0	86	23551	No
115	GOM_NL__2PRFIN20060901_100811_000000542050_00451_23551_1479.N1	01-SEP-2006 10:08:11	Dark	54.000	2	Alp Car	-0.73600	7000.0	108	23551	No
116	GOM_NL__2PRFIN20060901_101830_000000392050_00452_23552_1461.N1	01-SEP-2006 10:18:30	Dark	39.000	143	Alp Hyi	2.8570	7200.0	78	23552	No
117	GOM_NL__2PRFIN20060901_101947_000000422050_00452_23552_1462.N1	01-SEP-2006 10:19:47	Dark	42.000	9	Alp Eri	0.45300	24000.	84	23552	No
118	GOM_NL__2PRFIN20060901_102746_000000412050_00452_23552_1463.N1	01-SEP-2006 10:27:46	Straylight	41.000	31	Alp Gru	1.7340	15200.	82	23552	No
119	GOM_NL__2PRFIN20060901_103151_000000462050_00452_23552_1464.N1	01-SEP-2006 10:31:51	Straylight	46.000	18	24Alp PsA	1.1660	9700.0	92	23552	No
120	GOM_NL__2PRFIN20060901_103641_000000522050_00452_23552_1465.N1	01-SEP-2006 10:36:41	Bright	52.000	142	49Del Cap	2.8500	8900.0	104	23552	No
121	GOM_NL__2PRFIN20060901_103949_000000382050_00452_23552_1466.N1	01-SEP-2006 10:39:49	Bright	37.500	154	22Bet Aqr	2.8990	5700.0	75	23552	No
122	GOM_NL__2PRFIN20060901_104116_000000392050_00452_23552_1467.N1	01-SEP-2006 10:41:16	Bright	39.000	162	34Alp Aqr	2.9440	5350.0	78	23552	No
123	GOM_NL__2PRFIN20060901_104416_000000382050_00452_23552_1468.N1	01-SEP-2006 10:44:16	Bright	38.000	61	8Eps Peg	2.1000	3900.0	76	23552	No
124	GOM_NL__2PRFIN20060901_105109_000000372050_00452_23552_1469.N1	01-SEP-2006 10:51:09	Bright	36.500	92	53Eps Cyg	2.5000	4500.0	73	23552	No
125	GOM_NL__2PRFIN20060901_105302_000000352050_00452_23552_1470.N1	01-SEP-2006 10:53:02	Bright	35.000	66	37Gam Cyg	2.2080	5900.0	70	23552	No
126	GOM_NL__2PRFIN20060901_105419_000000372050_00452_23552_1471.N1	01-SEP-2006 10:54:19	Bright	36.500	19	50Alp Cyg	1.2460	10500.	73	23552	No
127	GOM_NL__2PRFIN20060901_105916_000000482050_00452_23552_1472.N1	01-SEP-2006 10:59:16	Bright	47.500	89	5Alp Cep	2.4510	8000.0	95	23552	No
128	GOM_NL__2PRFIN20060901_110655_000000362050_00452_23552_1473.N1	01-SEP-2006 11:06:55	Bright	36.000	49	1Alp UMi	1.9900	6300.0	72	23552	No
129	GOM_NL__2PRFIN20060901_112354_000000552050_00452_23552_1474.N1	01-SEP-2006 11:23:54	Bright	55.000	24	66Alp Gem	1.5800	10200.	110	23552	No
130	GOM_NL__2PRFIN20060901_113137_000000502050_00452_23552_1475.N1	01-SEP-2006 11:31:37	Twilight	49.500	8	10Alp CMi	0.40000	6500.0	99	23552	No
131	GOM_NL__2PRFIN20060901_113917_000000482050_00452_23552_1476.N1	01-SEP-2006 11:39:17	Dark	47.500	1	9Alp CMa	-1.4400	11000.	95	23552	No
132	GOM_NL__2PRFIN20060901_114202_000000442050_00452_23552_1477.N1	01-SEP-2006 11:42:02	Dark	44.000	23	21Eps CMa	1.5020	26000.	88	23552	No
133	GOM_NL__2PRFIN20060901_114337_000000432050_00452_23552_1478.N1	01-SEP-2006 11:43:37	Dark	42.500	117	Pi Pup	2.7060	3800.0	85	23552	No
134	GOM_NL__2PRFIN20060901_114847_000000442050_00452_23552_1479.N1	01-SEP-2006 11:48:47	Dark	43.500	2	Alp Car	-0.73600	7000.0	87	23552	No
135	GOM_NL__2PRFIN20060901_115906_000000402050_00453_23553_1461.N1	01-SEP-2006 11:59:06	Dark	39.500	143	Alp Hyi	2.8570	7200.0	79	23553	No
136	GOM_NL__2PRFIN20060901_120024_000000442050_00453_23553_1462.N1	01-SEP-2006 12:00:24	Dark	43.500	9	Alp Eri	0.45300	24000.	87	23553	No
137	GOM_NL__2PRFIN20060901_120822_000000412050_00453_23553_1463.N1	01-SEP-2006 12:08:22	Straylight	40.500	31	Alp Gru	1.7340	15200.	81	23553	No
138	GOM_NL__2PRFIN20060901_121227_000000482050_00453_23553_1464.N1	01-SEP-2006 12:12:27	Straylight	48.000	18	24Alp PsA	1.1660	9700.0	96	23553	No
139	GOM_NL__2PRFIN20060901_121717_000000492050_00453_23553_1465.N1	01-SEP-2006 12:17:17	Bright	49.000	142	49Del Cap	2.8500	8900.0	98	23553	No
140	GOM_NL__2PRFIN20060901_122025_000000382050_00453_23553_1466.N1	01-SEP-2006 12:20:25	Bright	37.500	154	22Bet Aqr	2.8990	5700.0	75	23553	No
141	GOM_NL__2PRFIN20060901_122152_000000402050_00453_23553_1467.N1	01-SEP-2006 12:21:52	Bright	39.500	162	34Alp Aqr	2.9440	5350.0	79	23553	No
142	GOM_NL__2PRFIN20060901_122452_000000372050_00453_23553_1468.N1	01-SEP-2006 12:24:52	Bright	37.000	61	8Eps Peg	2.1000	3900.0	74	23553	No
143	GOM_NL__2PRFIN20060901_123145_000000372050_00453_23553_1469.N1	01-SEP-2006 12:31:45	Bright	37.000	92	53Eps Cyg	2.5000	4500.0	74	23553	No
144	GOM_NL__2PRFIN20060901_123338_000000342050_00453_23553_1470.N1	01-SEP-2006 12:33:38	Bright	33.500	66	37Gam Cyg	2.2080	5900.0	67	23553	No
145	GOM_NL__2PRFIN20060901_123455_000000342050_00453_23553_1471.N1	01-SEP-2006 12:34:55	Bright	33.500	19	50Alp Cyg	1.2460	10500.	67	23553	No
146	GOM_NL__2PRFIN20060901_123952_000000372050_00453_23553_1472.N1	01-SEP-2006 12:39:52	Bright	36.500	89	5Alp Cep	2.4510	8000.0	73	23553	No
147	GOM_NL__2PRFIN20060901_124731_000000362050_00453_23553_1473.N1	01-SEP-2006 12:47:31	Bright	35.500	49	1Alp UMi	1.9900	6300.0	71	23553	No
148	GOM_NL__2PRFIN20060901_130430_000000382050_00453_23553_1474.N1	01-SEP-2006 13:04:30	Bright	38.000	24	66Alp Gem	1.5800	10200.	76	23553	No
149	GOM_NL__2PRFIN20060901_131213_000000502050_00453_23553_1475.N1	01-SEP-2006 13:12:13	Twilight	50.000	8	10Alp CMi	0.40000	6500.0	100	23553	No
150	GOM_NL__2PRFIN20060901_131954_000000492050_00453_23553_1476.N1	01-SEP-2006 13:19:54	Dark	49.000	1	9Alp CMa	-1.4400	11000.	98	23553	No
151	GOM_NL__2PRFIN20060901_132239_000000422050_00453_23553_1477.N1	01-SEP-2006 13:22:39	Dark	42.000	23	21Eps CMa	1.5020	26000.	84	23553	No
152	GOM_NL__2PRFIN20060901_132413_000000422050_00453_23553_1478.N1	01-SEP-2006 13:24:13	Dark	41.500	117	Pi Pup	2.7060	3800.0	83	23553	No
153	GOM_NL__2PRFIN20060901_132923_000000532050_00453_23553_1479.N1	01-SEP-2006 13:29:23	Dark	53.000	2	Alp Car	-0.73600	7000.0	106	23553	No
154	GOM_NL__2PRFIN20060901_133943_000000392050_00454_23554_1461.N1	01-SEP-2006 13:39:43	Dark	39.000	143	Alp Hyi	2.8570	7200.0	78	23554	No
155	GOM_NL__2PRFIN20060901_134100_000000522050_00454_23554_1462.N1	01-SEP-2006 13:41:00	Dark	51.500	9	Alp Eri	0.45300	24000.	103	23554	No
156	GOM_NL__2PRFIN20060901_134858_000000392050_00454_23554_1463.N1	01-SEP-2006 13:48:58	Straylight	38.500	31	Alp Gru	1.7340	15200.	77	23554	No
157	GOM_NL__2PRFIN20060901_135303_000000492050_00454_23554_1464.N1	01-SEP-2006 13:53:03	Straylight	48.500	18	24Alp PsA	1.1660	9700.0	97	23554	No
158	GOM_NL__2PRFIN20060901_135753_000000472050_00454_23554_1465.N1	01-SEP-2006 13:57:53	Bright	46.500	142	49Del Cap	2.8500	8900.0	93	23554	No
159	GOM_NL__2PRFIN20060901_140101_000000392050_00454_23554_1466.N1	01-SEP-2006 14:01:01	Bright	38.500	154	22Bet Aqr	2.8990	5700.0	77	23554	No
160	GOM_NL__2PRFIN20060901_140228_000000412050_00454_23554_1467.N1	01-SEP-2006 14:02:28	Bright	40.500	162	34Alp Aqr	2.9440	5350.0	81	23554	No



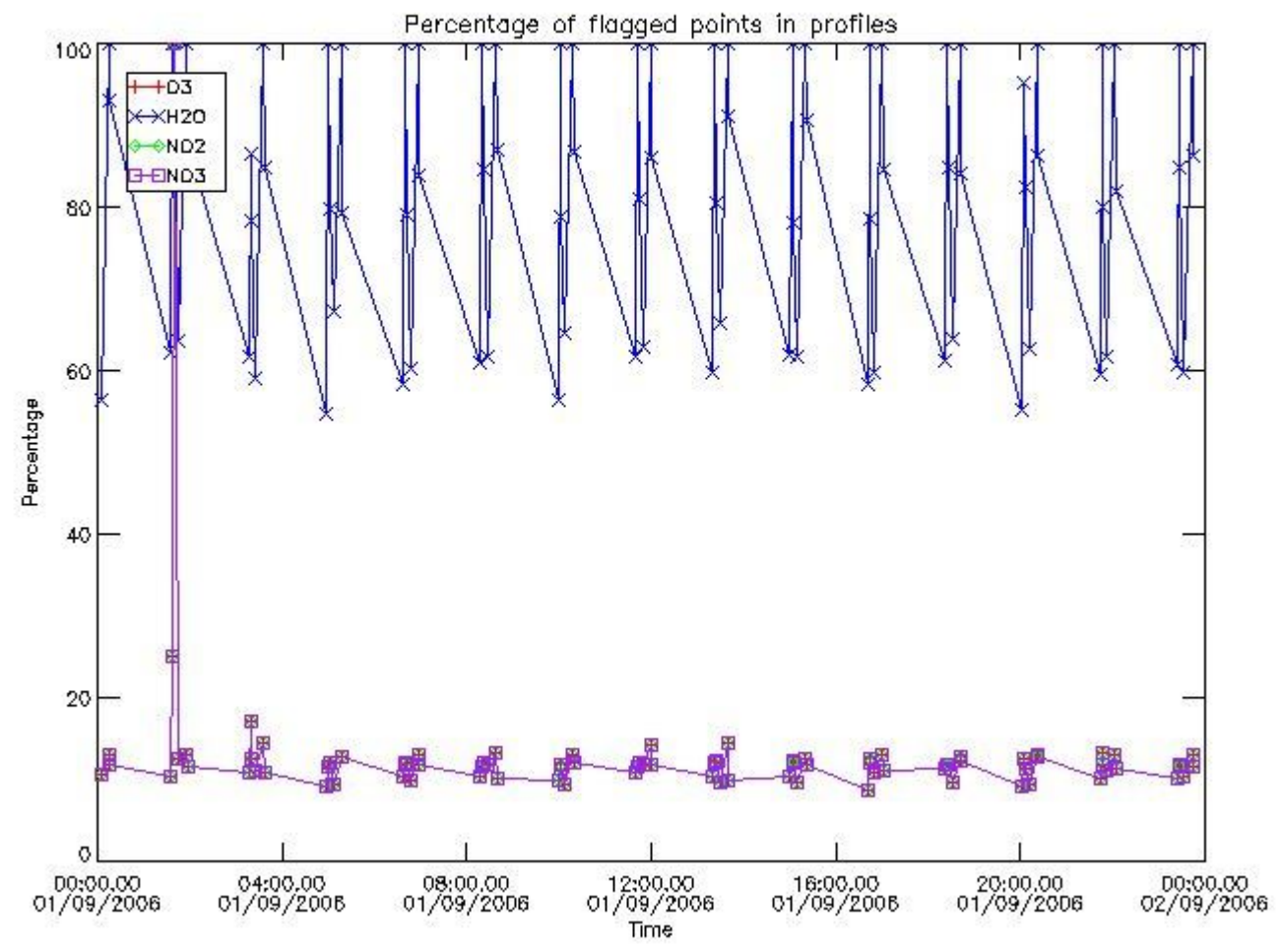
161	GOM_NL__2PRFIN20060901_140528_000000372050_00454_23554_1468.N1	01-SEP-2006 14:05:28	Bright	36.500	61	8Eps Peg	2.1000	3900.0	73	23554	No
162	GOM_NL__2PRFIN20060901_141221_000000382050_00454_23554_1469.N1	01-SEP-2006 14:12:21	Bright	38.000	92	53Eps Cyg	2.5000	4500.0	76	23554	No
163	GOM_NL__2PRFIN20060901_141414_000000352050_00454_23554_1470.N1	01-SEP-2006 14:14:14	Bright	35.000	66	37Gam Cyg	2.2080	5900.0	70	23554	No
164	GOM_NL__2PRFIN20060901_141531_000000372050_00454_23554_1471.N1	01-SEP-2006 14:15:31	Bright	37.000	19	50Alp Cyg	1.2460	10500.	74	23554	No
165	GOM_NL__2PRFIN20060901_142028_000000362050_00454_23554_1472.N1	01-SEP-2006 14:20:28	Bright	36.000	89	5Alp Cep	2.4510	8000.0	72	23554	No
166	GOM_NL__2PRFIN20060901_142807_000000362050_00454_23554_1473.N1	01-SEP-2006 14:28:07	Bright	35.500	49	1Alp UMi	1.9900	6300.0	71	23554	No
167	GOM_NL__2PRFIN20060901_144506_000000362050_00454_23554_1474.N1	01-SEP-2006 14:45:06	Bright	35.500	24	66Alp Gem	1.5800	10200.	71	23554	No
168	GOM_NL__2PRFIN20060901_145249_000000452050_00454_23554_1475.N1	01-SEP-2006 14:52:49	Twilight	44.500	8	10Alp CMi	0.40000	6500.0	89	23554	No
169	GOM_NL__2PRFIN20060901_150030_000000492050_00454_23554_1476.N1	01-SEP-2006 15:00:30	Dark	49.000	1	9Alp CMa	-1.4400	11000.	98	23554	No
170	GOM_NL__2PRFIN20060901_150315_000000422050_00454_23554_1477.N1	01-SEP-2006 15:03:15	Dark	42.000	23	21Eps CMa	1.5020	26000.	84	23554	No
171	GOM_NL__2PRFIN20060901_150449_000000422050_00454_23554_1478.N1	01-SEP-2006 15:04:49	Dark	41.500	117	Pi Pup	2.7060	3800.0	83	23554	No
172	GOM_NL__2PRFIN20060901_151000_000000532050_00454_23554_1479.N1	01-SEP-2006 15:10:00	Dark	52.500	2	Alp Car	-0.73600	7000.0	105	23554	No
173	GOM_NL__2PRFIN20060901_152019_000000412050_00455_23555_1461.N1	01-SEP-2006 15:20:19	Dark	40.500	143	Alp Hyi	2.8570	7200.0	81	23555	No
174	GOM_NL__2PRFIN20060901_152137_000000432050_00455_23555_1462.N1	01-SEP-2006 15:21:37	Dark	43.000	9	Alp Eri	0.45300	24000.	86	23555	No
175	GOM_NL__2PRFIN20060901_152935_000000402050_00455_23555_1463.N1	01-SEP-2006 15:29:35	Straylight	39.500	31	Alp Gru	1.7340	15200.	79	23555	No
176	GOM_NL__2PRFIN20060901_153340_000000482050_00455_23555_1464.N1	01-SEP-2006 15:33:40	Straylight	48.000	18	24Alp PsA	1.1660	9700.0	96	23555	No
177	GOM_NL__2PRFIN20060901_153829_000000442050_00455_23555_1465.N1	01-SEP-2006 15:38:29	Bright	44.000	142	49Del Cap	2.8500	8900.0	88	23555	No
178	GOM_NL__2PRFIN20060901_154137_000000382050_00455_23555_1466.N1	01-SEP-2006 15:41:37	Bright	38.000	154	22Bet Aqr	2.8990	5700.0	76	23555	No
179	GOM_NL__2PRFIN20060901_154304_000000402050_00455_23555_1467.N1	01-SEP-2006 15:43:04	Bright	39.500	162	34Alp Aqr	2.9440	5350.0	79	23555	No
180	GOM_NL__2PRFIN20060901_154604_000000392050_00455_23555_1468.N1	01-SEP-2006 15:46:04	Bright	39.000	61	8Eps Peg	2.1000	3900.0	78	23555	No
181	GOM_NL__2PRFIN20060901_155257_000000392050_00455_23555_1469.N1	01-SEP-2006 15:52:57	Bright	38.500	92	53Eps Cyg	2.5000	4500.0	77	23555	No
182	GOM_NL__2PRFIN20060901_155450_000000382050_00455_23555_1470.N1	01-SEP-2006 15:54:50	Bright	37.500	66	37Gam Cyg	2.2080	5900.0	75	23555	No
183	GOM_NL__2PRFIN20060901_155607_000000362050_00455_23555_1471.N1	01-SEP-2006 15:56:07	Bright	35.500	19	50Alp Cyg	1.2460	10500.	71	23555	No
184	GOM_NL__2PRFIN20060901_160104_000000362050_00455_23555_1472.N1	01-SEP-2006 16:01:04	Bright	36.000	89	5Alp Cep	2.4510	8000.0	72	23555	No
185	GOM_NL__2PRFIN20060901_160843_000000352050_00455_23555_1473.N1	01-SEP-2006 16:08:43	Bright	34.500	49	1Alp UMi	1.9900	6300.0	69	23555	No
186	GOM_NL__2PRFIN20060901_162542_000000372050_00455_23555_1474.N1	01-SEP-2006 16:25:42	Bright	36.500	24	66Alp Gem	1.5800	10200.	73	23555	No
187	GOM_NL__2PRFIN20060901_163326_000000512050_00455_23555_1475.N1	01-SEP-2006 16:33:26	Twilight	50.500	8	10Alp CMi	0.40000	6500.0	101	23555	No
188	GOM_NL__2PRFIN20060901_164107_000000582050_00455_23555_1476.N1	01-SEP-2006 16:41:07	Dark	58.000	1	9Alp CMa	-1.4400	11000.	116	23555	No
189	GOM_NL__2PRFIN20060901_164352_000000412050_00455_23555_1477.N1	01-SEP-2006 16:43:52	Dark	41.000	23	21Eps CMa	1.5020	26000.	82	23555	No
190	GOM_NL__2PRFIN20060901_164526_000000432050_00455_23555_1478.N1	01-SEP-2006 16:45:26	Dark	42.500	117	Pi Pup	2.7060	3800.0	85	23555	No
191	GOM_NL__2PRFIN20060901_165036_000000522050_00455_23555_1479.N1	01-SEP-2006 16:50:36	Dark	51.500	2	Alp Car	-0.73600	7000.0	103	23555	No
192	GOM_NL__2PRFIN20060901_170056_000000392050_00456_23556_1481.N1	01-SEP-2006 17:00:56	Dark	39.000	143	Alp Hyi	2.8570	7200.0	78	23556	No
193	GOM_NL__2PRFIN20060901_170213_000000462050_00456_23556_1482.N1	01-SEP-2006 17:02:13	Dark	45.500	9	Alp Eri	0.45300	24000.	91	23556	No
194	GOM_NL__2PRFIN20060901_171011_000000422050_00456_23556_1483.N1	01-SEP-2006 17:10:11	Straylight	41.500	31	Alp Gru	1.7340	15200.	83	23556	No
195	GOM_NL__2PRFIN20060901_171416_000000462050_00456_23556_1484.N1	01-SEP-2006 17:14:16	Straylight	45.500	18	24Alp PsA	1.1660	9700.0	91	23556	No
196	GOM_NL__2PRFIN20060901_171905_000000532050_00456_23556_1485.N1	01-SEP-2006 17:19:05	Bright	52.500	142	49Del Cap	2.8500	8900.0	105	23556	No
197	GOM_NL__2PRFIN20060901_172213_000000382050_00456_23556_1486.N1	01-SEP-2006 17:22:13	Bright	37.500	154	22Bet Aqr	2.8990	5700.0	75	23556	No
198	GOM_NL__2PRFIN20060901_172340_000000412050_00456_23556_1487.N1	01-SEP-2006 17:23:40	Bright	40.500	162	34Alp Aqr	2.9440	5350.0	81	23556	No
199	GOM_NL__2PRFIN20060901_172640_000000382050_00456_23556_1488.N1	01-SEP-2006 17:26:40	Bright	37.500	61	8Eps Peg	2.1000	3900.0	75	23556	No
200	GOM_NL__2PRFIN20060901_173333_000000352050_00456_23556_1489.N1	01-SEP-2006 17:33:33	Bright	35.000	92	53Eps Cyg	2.5000	4500.0	70	23556	No
201	GOM_NL__2PRFIN20060901_173526_000000372050_00456_23556_1490.N1	01-SEP-2006 17:35:26	Bright	37.000	66	37Gam Cyg	2.2080	5900.0	74	23556	No
202	GOM_NL__2PRFIN20060901_173643_000000382050_00456_23556_1491.N1	01-SEP-2006 17:36:43	Bright	37.500	19	50Alp Cyg	1.2460	10500.	75	23556	No
203	GOM_NL__2PRFIN20060901_174140_000000372050_00456_23556_1492.N1	01-SEP-2006 17:41:40	Bright	37.000	89	5Alp Cep	2.4510	8000.0	74	23556	No
204	GOM_NL__2PRFIN20060901_174919_000000362050_00456_23556_1493.N1	01-SEP-2006 17:49:19	Bright	36.000	49	1Alp UMi	1.9900	6300.0	72	23556	No
205	GOM_NL__2PRFIN20060901_180618_000000372050_00456_23556_1494.N1	01-SEP-2006 18:06:18	Bright	37.000	24	66Alp Gem	1.5800	10200.	74	23556	No
206	GOM_NL__2PRFIN20060901_181402_000000542050_00456_23556_1495.N1	01-SEP-2006 18:14:02	Twilight	53.500	8	10Alp CMi	0.40000	6500.0	107	23556	No
207	GOM_NL__2PRFIN20060901_182143_000000502050_00456_23556_1496.N1	01-SEP-2006 18:21:43	Dark	49.500	1	9Alp CMa	-1.4400	11000.	99	23556	No
208	GOM_NL__2PRFIN20060901_182428_000000442050_00456_23556_1497.N1	01-SEP-2006 18:24:28	Dark	43.500	23	21Eps CMa	1.5020	26000.	87	23556	No
209	GOM_NL__2PRFIN20060901_182602_000000432050_00456_23556_1498.N1	01-SEP-2006 18:26:02	Dark	43.000	117	Pi Pup	2.7060	3800.0	86	23556	No
210	GOM_NL__2PRFIN20060901_183113_000000532050_00456_23556_1499.N1	01-SEP-2006 18:31:13	Dark	53.000	2	Alp Car	-0.73600	7000.0	106	23556	No
211	GOM_NL__2PRFIN20060901_184132_000000402050_00457_23557_1481.N1	01-SEP-2006 18:41:32	Dark	40.000	143	Alp Hyi	2.8570	7200.0	80	23557	No
212	GOM_NL__2PRFIN20060901_184250_000000412050_00457_23557_1482.N1	01-SEP-2006 18:42:50	Dark	41.000	9	Alp Eri	0.45300	24000.	82	23557	No
213	GOM_NL__2PRFIN20060901_185047_000000452050_00457_23557_1483.N1	01-SEP-2006 18:50:47	Straylight	44.500	31	Alp Gru	1.7340	15200.	89	23557	No
214	GOM_NL__2PRFIN20060901_185452_000000462050_00457_23557_1484.N1	01-SEP-2006 18:54:52	Straylight	46.000	18	24Alp PsA	1.1660	9700.0	92	23557	No
215	GOM_NL__2PRFIN20060901_185941_000000402050_00457_23557_1485.N1	01-SEP-2006 18:59:41	Bright	40.000	142	49Del Cap	2.8500	8900.0	80	23557	No
216	GOM_NL__2PRFIN20060901_190249_000000382050_00457_23557_1486.N1	01-SEP-2006 19:02:49	Bright	38.000	154	22Bet Aqr	2.8990	5700.0	76	23557	No
217	GOM_NL__2PRFIN20060901_190416_000000412050_00457_23557_1487.N1	01-SEP-2006 19:04:16	Bright	40.500	162	34Alp Aqr	2.9440	5350.0	81	23557	No
218	GOM_NL__2PRFIN20060901_190716_000000382050_00457_23557_1488.N1	01-SEP-2006 19:07:16	Bright	37.500	61	8Eps Peg	2.1000	3900.0	75	23557	No
219	GOM_NL__2PRFIN20060901_191409_000000352050_00457_23557_1489.N1	01-SEP-2006 19:14:09	Bright	34.500	92	53Eps Cyg	2.5000	4500.0	69	23557	No

220	GOM_NL__2PRFIN20060901_191615_000000252050_00457_23557_1490.N1	01-SEP-2006 19:16:15	Dark	24.500	66	37Gam Cyg	2.2080	5900.0	49	23557	Yes
221	GOM_NL__2PRFIN20060901_191719_000000392050_00457_23557_1491.N1	01-SEP-2006 19:17:19	Bright	38.500	19	50Alp Cyg	1.2460	10500.	77	23557	No
222	GOM_NL__2PRFIN20060901_192215_000000362050_00457_23557_1492.N1	01-SEP-2006 19:22:15	Bright	36.000	89	5Alp Cep	2.4510	8000.0	72	23557	No
223	GOM_NL__2PRFIN20060901_192955_000000372050_00457_23557_1493.N1	01-SEP-2006 19:29:55	Bright	37.000	49	1Alp UMi	1.9900	6300.0	74	23557	No
224	GOM_NL__2PRFIN20060901_194654_000000552050_00457_23557_1494.N1	01-SEP-2006 19:46:54	Bright	55.000	24	66Alp Gem	1.5800	10200.	110	23557	No
225	GOM_NL__2PRFIN20060901_195438_000000492050_00457_23557_1495.N1	01-SEP-2006 19:54:38	Twilight	48.500	8	10Alp CMi	0.40000	6500.0	97	23557	No
226	GOM_NL__2PRFIN20060901_200220_000000552050_00457_23557_1496.N1	01-SEP-2006 20:02:20	Dark	55.000	1	9Alp CMa	-1.4400	11000.	110	23557	No
227	GOM_NL__2PRFIN20060901_200505_000000412050_00457_23557_1497.N1	01-SEP-2006 20:05:05	Dark	41.000	23	21Eps CMa	1.5020	26000.	82	23557	No
228	GOM_NL__2PRFIN20060901_200638_000000492050_00457_23557_1498.N1	01-SEP-2006 20:06:38	Dark	49.000	117	Pi Pup	2.7060	3800.0	98	23557	No
229	GOM_NL__2PRFIN20060901_201149_000000542050_00457_23557_1499.N1	01-SEP-2006 20:11:49	Dark	54.000	2	Alp Car	-0.73600	7000.0	108	23557	No
230	GOM_NL__2PRFIN20060901_202209_000000392050_00458_23558_1481.N1	01-SEP-2006 20:22:09	Dark	39.000	143	Alp Hyi	2.8570	7200.0	78	23558	No
231	GOM_NL__2PRFIN20060901_202326_000000442050_00458_23558_1482.N1	01-SEP-2006 20:23:26	Dark	43.500	9	Alp Eri	0.45300	24000.	87	23558	No
232	GOM_NL__2PRFIN20060901_203123_000000412050_00458_23558_1483.N1	01-SEP-2006 20:31:23	Straylight	40.500	31	Alp Gru	1.7340	15200.	81	23558	No
233	GOM_NL__2PRFIN20060901_203528_000000482050_00458_23558_1484.N1	01-SEP-2006 20:35:28	Straylight	47.500	18	24Alp PsA	1.1660	9700.0	95	23558	No
234	GOM_NL__2PRFIN20060901_204017_000000462050_00458_23558_1485.N1	01-SEP-2006 20:40:17	Bright	45.500	142	49Del Cap	2.8500	8900.0	91	23558	No
235	GOM_NL__2PRFIN20060901_204325_000000382050_00458_23558_1486.N1	01-SEP-2006 20:43:25	Bright	38.000	154	22Bet Aqr	2.8990	5700.0	76	23558	No
236	GOM_NL__2PRFIN20060901_204452_000000412050_00458_23558_1487.N1	01-SEP-2006 20:44:52	Bright	40.500	162	34Alp Aqr	2.9440	5350.0	81	23558	No
237	GOM_NL__2PRFIN20060901_204752_000000382050_00458_23558_1488.N1	01-SEP-2006 20:47:52	Bright	38.000	61	8Eps Peg	2.1000	3900.0	76	23558	No
238	GOM_NL__2PRFIN20060901_205445_000000372050_00458_23558_1489.N1	01-SEP-2006 20:54:45	Bright	36.500	92	53Eps Cyg	2.5000	4500.0	73	23558	No
239	GOM_NL__2PRFIN20060901_205755_000000362050_00458_23558_1490.N1	01-SEP-2006 20:57:55	Bright	36.000	19	50Alp Cyg	1.2460	10500.	72	23558	No
240	GOM_NL__2PRFIN20060901_210251_000000362050_00458_23558_1491.N1	01-SEP-2006 21:02:51	Bright	36.000	89	5Alp Cep	2.4510	8000.0	72	23558	No
241	GOM_NL__2PRFIN20060901_211031_000000362050_00458_23558_1492.N1	01-SEP-2006 21:10:31	Bright	35.500	49	1Alp UMi	1.9900	6300.0	71	23558	No
242	GOM_NL__2PRFIN20060901_212730_000000552050_00458_23558_1493.N1	01-SEP-2006 21:27:30	Bright	55.000	24	66Alp Gem	1.5800	10200.	110	23558	No
243	GOM_NL__2PRFIN20060901_213514_000000532050_00458_23558_1494.N1	01-SEP-2006 21:35:14	Twilight	52.500	8	10Alp CMi	0.40000	6500.0	105	23558	No
244	GOM_NL__2PRFIN20060901_214256_000000502050_00458_23558_1495.N1	01-SEP-2006 21:42:56	Dark	50.000	1	9Alp CMa	-1.4400	11000.	100	23558	No
245	GOM_NL__2PRFIN20060901_214541_000000432050_00458_23558_1496.N1	01-SEP-2006 21:45:41	Dark	42.500	23	21Eps CMa	1.5020	26000.	85	23558	No
246	GOM_NL__2PRFIN20060901_214715_000000432050_00458_23558_1497.N1	01-SEP-2006 21:47:15	Dark	43.000	117	Pi Pup	2.7060	3800.0	86	23558	No
247	GOM_NL__2PRFIN20060901_215225_000000502050_00458_23558_1498.N1	01-SEP-2006 21:52:25	Dark	50.000	2	Alp Car	-0.73600	7000.0	100	23558	No
248	GOM_NL__2PRFIN20060901_220245_000000392050_00459_23559_1481.N1	01-SEP-2006 22:02:45	Dark	39.000	143	Alp Hyi	2.8570	7200.0	78	23559	No
249	GOM_NL__2PRFIN20060901_220403_000000452050_00459_23559_1482.N1	01-SEP-2006 22:04:03	Dark	45.000	9	Alp Eri	0.45300	24000.	90	23559	No
250	GOM_NL__2PRFIN20060901_221159_000000412050_00459_23559_1483.N1	01-SEP-2006 22:11:59	Straylight	41.000	31	Alp Gru	1.7340	15200.	82	23559	No
251	GOM_NL__2PRFIN20060901_221604_000000522050_00459_23559_1484.N1	01-SEP-2006 22:16:04	Straylight	51.500	18	24Alp PsA	1.1660	9700.0	103	23559	No
252	GOM_NL__2PRFIN20060901_222053_000000522050_00459_23559_1485.N1	01-SEP-2006 22:20:53	Bright	51.500	142	49Del Cap	2.8500	8900.0	103	23559	No
253	GOM_NL__2PRFIN20060901_222401_000000372050_00459_23559_1486.N1	01-SEP-2006 22:24:01	Bright	37.000	154	22Bet Aqr	2.8990	5700.0	74	23559	No
254	GOM_NL__2PRFIN20060901_222528_000000402050_00459_23559_1487.N1	01-SEP-2006 22:25:28	Bright	40.000	162	34Alp Aqr	2.9440	5350.0	80	23559	No
255	GOM_NL__2PRFIN20060901_222827_000000382050_00459_23559_1488.N1	01-SEP-2006 22:28:27	Bright	38.000	61	8Eps Peg	2.1000	3900.0	76	23559	No
256	GOM_NL__2PRFIN20060901_223521_000000342050_00459_23559_1489.N1	01-SEP-2006 22:35:21	Bright	34.000	92	53Eps Cyg	2.5000	4500.0	68	23559	No
257	GOM_NL__2PRFIN20060901_223831_000000382050_00459_23559_1490.N1	01-SEP-2006 22:38:31	Bright	37.500	19	50Alp Cyg	1.2460	10500.	75	23559	No
258	GOM_NL__2PRFIN20060901_224327_000000362050_00459_23559_1491.N1	01-SEP-2006 22:43:27	Bright	35.500	89	5Alp Cep	2.4510	8000.0	71	23559	No
259	GOM_NL__2PRFIN20060901_225107_000000362050_00459_23559_1492.N1	01-SEP-2006 22:51:07	Bright	35.500	49	1Alp UMi	1.9900	6300.0	71	23559	No
260	GOM_NL__2PRFIN20060901_230806_000000492050_00459_23559_1493.N1	01-SEP-2006 23:08:06	Bright	48.500	24	66Alp Gem	1.5800	10200.	97	23559	No
261	GOM_NL__2PRFIN20060901_231551_000000502050_00459_23559_1494.N1	01-SEP-2006 23:15:51	Twilight	50.000	8	10Alp CMi	0.40000	6500.0	100	23559	No
262	GOM_NL__2PRFIN20060901_232333_000000502050_00459_23559_1495.N1	01-SEP-2006 23:23:33	Dark	50.000	1	9Alp CMa	-1.4400	11000.	100	23559	No
263	GOM_NL__2PRFIN20060901_232617_000000452050_00459_23559_1496.N1	01-SEP-2006 23:26:17	Dark	44.500	23	21Eps CMa	1.5020	26000.	89	23559	No
264	GOM_NL__2PRFIN20060901_232751_000000442050_00459_23559_1497.N1	01-SEP-2006 23:27:51	Dark	43.500	117	Pi Pup	2.7060	3800.0	87	23559	No
265	GOM_NL__2PRFIN20060901_233302_000000492050_00459_23559_1498.N1	01-SEP-2006 23:33:02	Dark	49.000	2	Alp Car	-0.73600	7000.0	98	23559	No
266	GOM_NL__2PRFIN20060901_234322_000000392050_00460_23560_1481.N1	01-SEP-2006 23:43:22	Dark	39.000	143	Alp Hyi	2.8570	7200.0	78	23560	No
267	GOM_NL__2PRFIN20060901_234439_000000442050_00460_23560_1482.N1	01-SEP-2006 23:44:39	Dark	44.000	9	Alp Eri	0.45300	24000.	88	23560	No
268	GOM_NL__2PRFIN20060901_235235_000000452050_00460_23560_1483.N1	01-SEP-2006 23:52:35	Straylight	45.000	31	Alp Gru	1.7340	15200.	90	23560	No
269	GOM_NL__2PRFIN20060901_235641_000000502050_00460_23560_1484.N1	01-SEP-2006 23:56:41	Straylight	49.500	18	24Alp PsA	1.1660	9700.0	99	23560	No

### 3. Quality information per product

In this section it is plotted some information contained in the Quality Summary data set of the level 2 products. Only products in dark limb conditions and without errors (error flag in the MPH set to "0") are used.

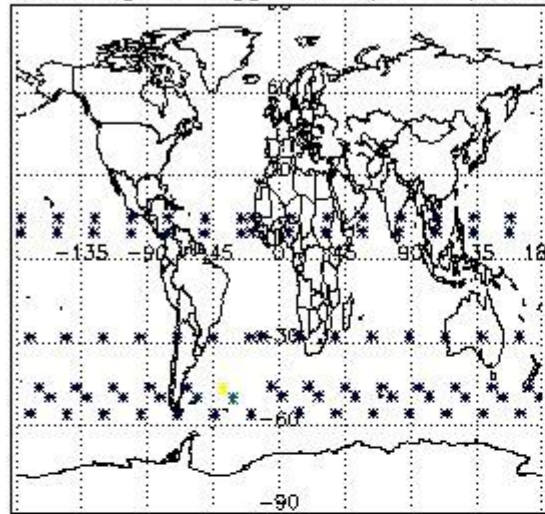
3.1 Plot quality information per product (time dependant)



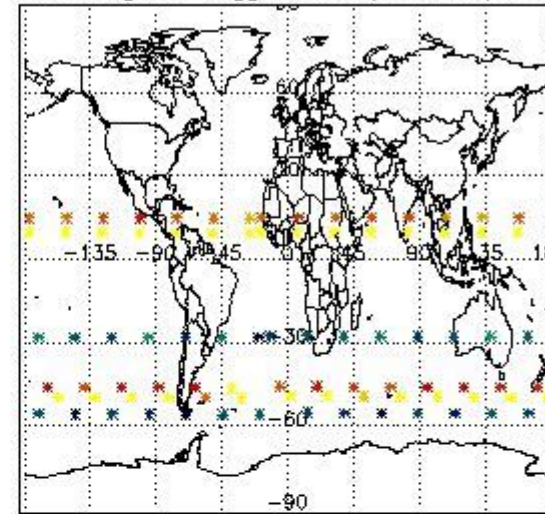
3.2 Plot quality information per product (world map)



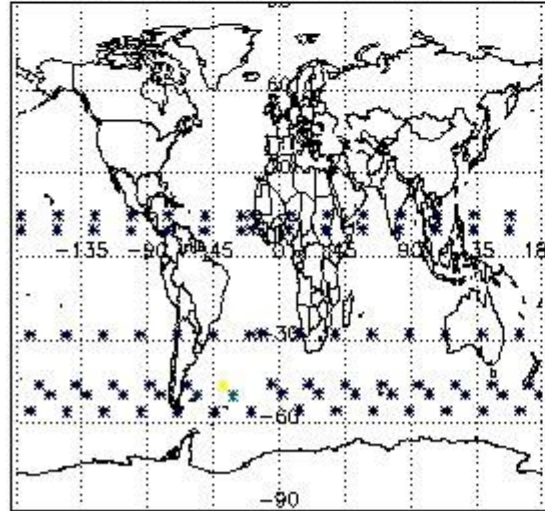
Percentage of flagged data per O3 profile



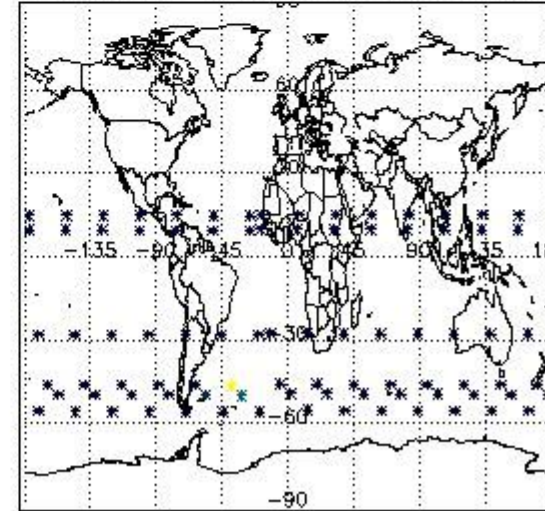
Percentage of flagged data per H2O profile



Percentage of flagged data per NO2 profile



Percentage of flagged data per NO3 profile

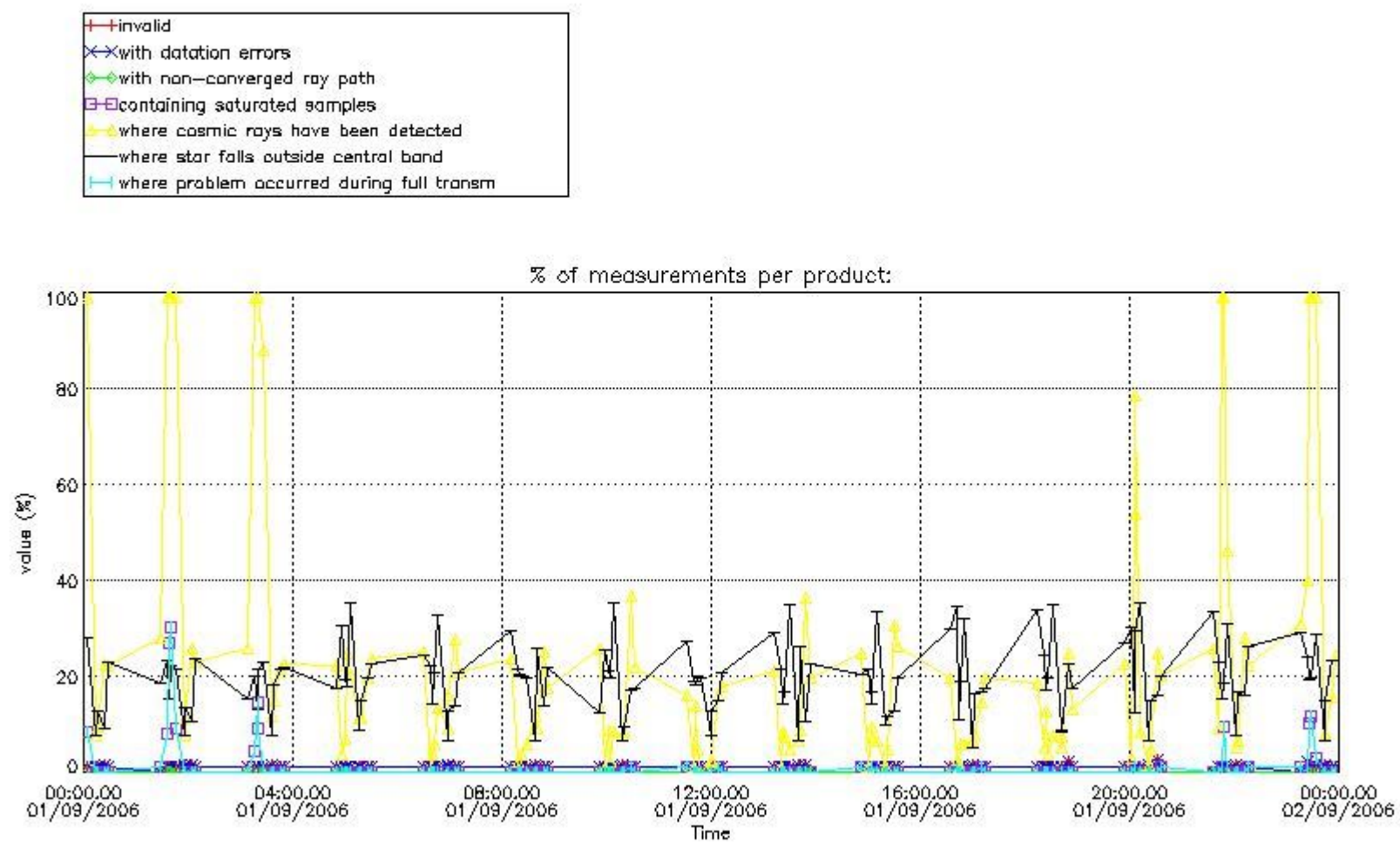


#### 4. Level 1 quality information per product

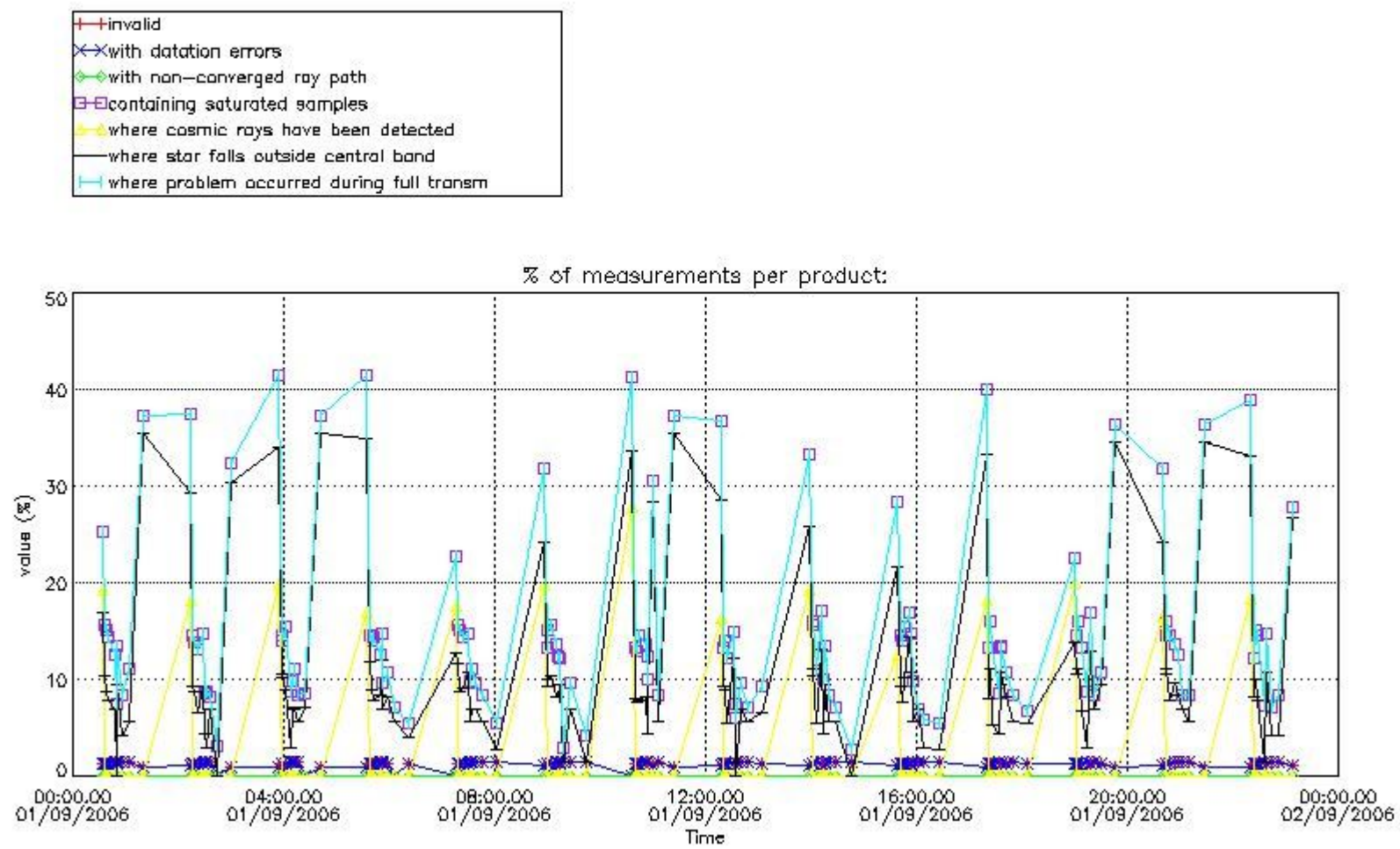
In this section it is plotted some information contained in the Quality Summary data set of the level 2 products that comes from the level 1b processing. Products without errors (error flag in the MPH set to "0") are used.

##### 4.1 Plot quality information per product (time dependant) coming from level 1b processing

###### 4.1.1 Plot level 1 quality information per product (time dependant): ENVISAT ASCENDING passes



4.1.2 Plot level 1 quality information per product (time dependant): ENVI SAT DESCENDING passes

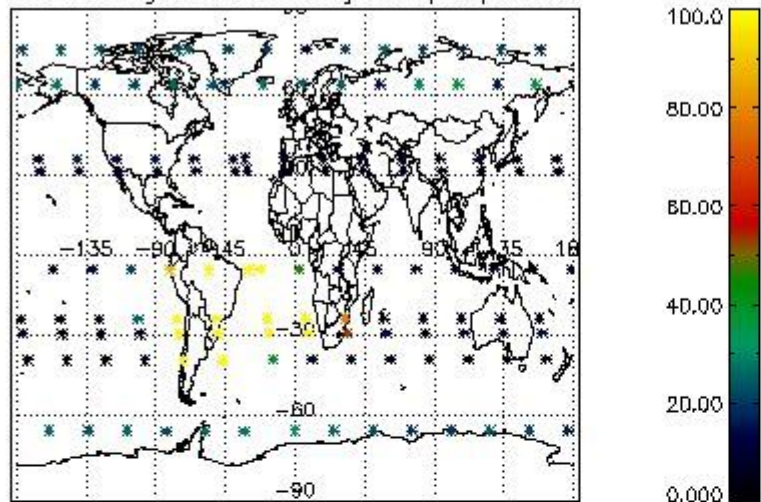


*4.2 Plot quality information per product coming from level 1b processing (world map)*

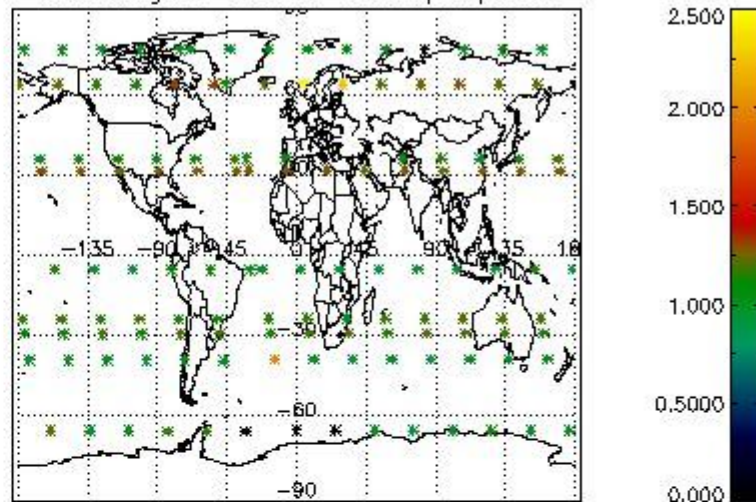
*4.2.1 Plot level 1 quality information per product (world map): ENVISAT ASCENDING passes*



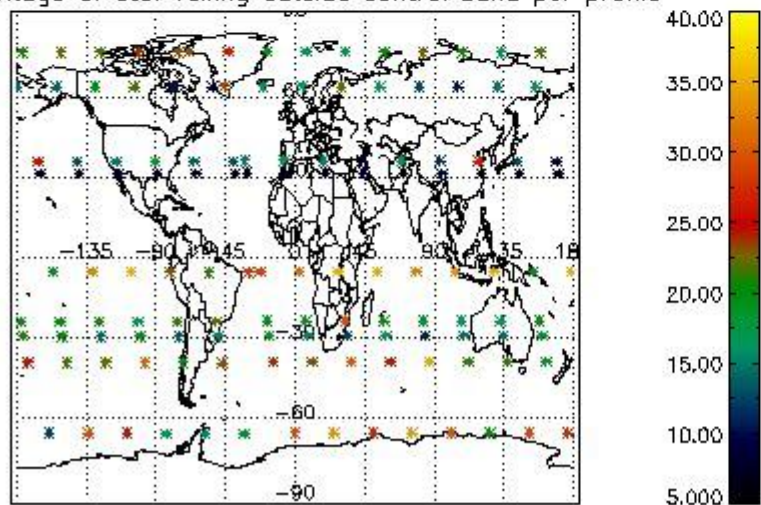
Percentage of cosmic ray hits per profile



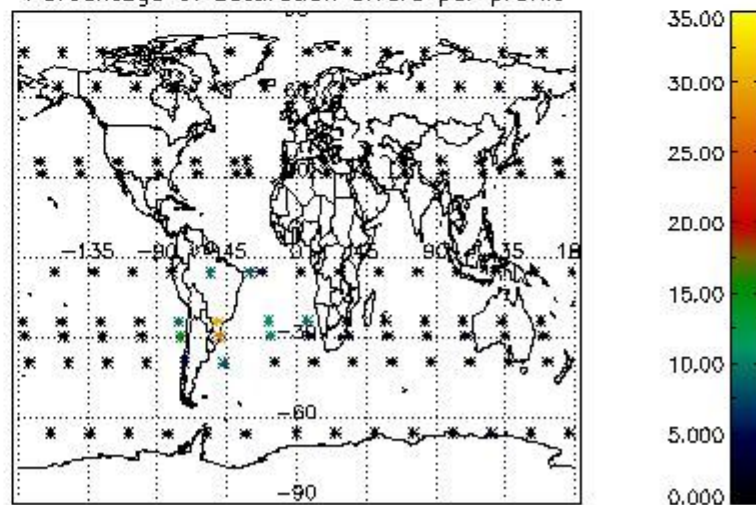
Percentage of datation errors per profile



Percentage of star falling outside central band per profile

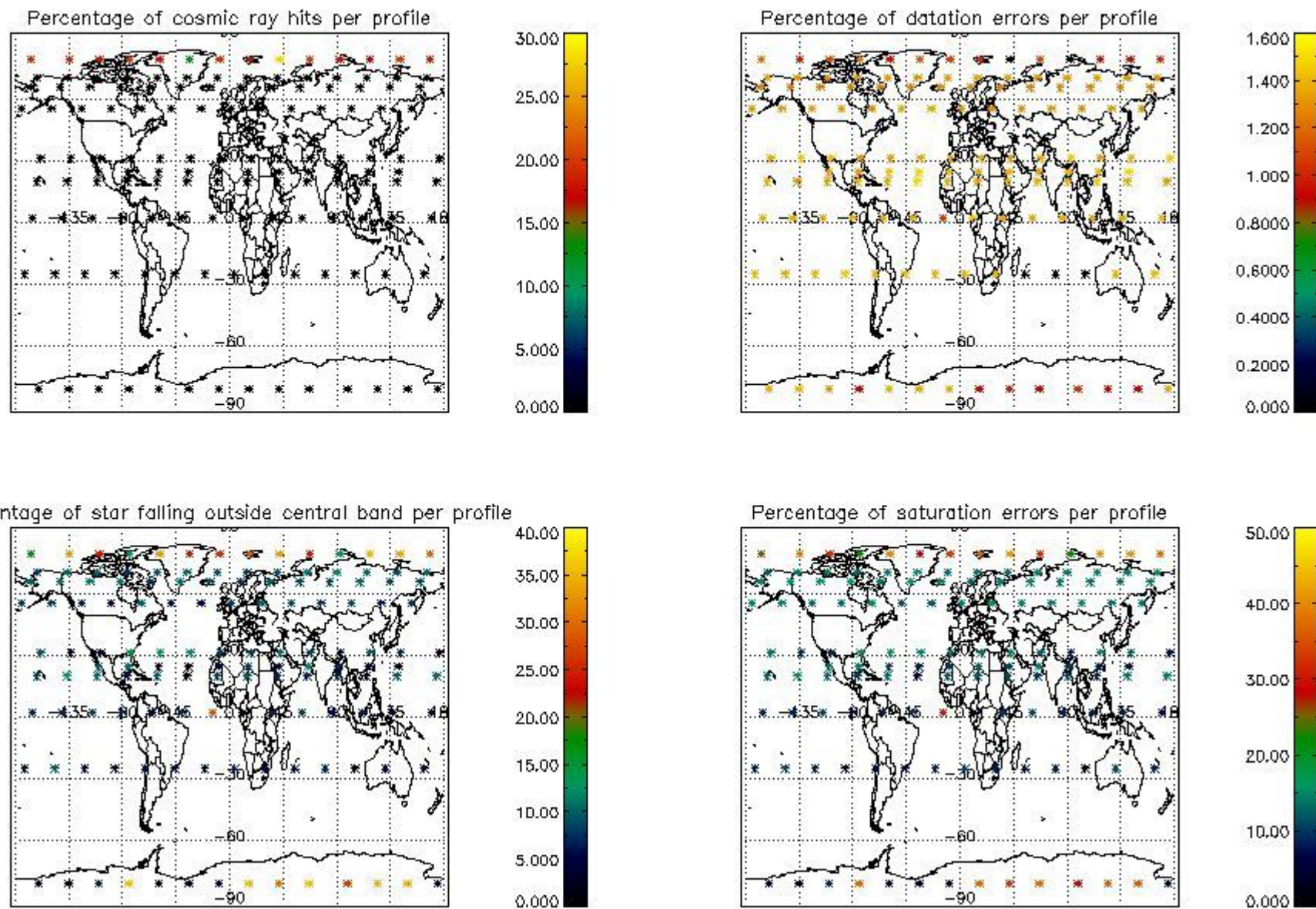


Percentage of saturation errors per profile



4.2.2 Plot level 1 quality information per product (world map): ENVISAT DESCENDING passes





## 5. Trace gas profiles

### 5.1 Ozone statistics based on quality of products

The final quality of the products can be "measured" using the STD (Standard Deviation) attached to every point profile. This information is written to the parameter GOM\_NL\_\_2P/NL\_LOCAL\_SPECIES\_DENSITY/o3\_std of the level 2 products. The table below shows the statistics for given STD ranges.

The statistics are given with respect to the overall valid production:

- Products without fatal errors: GOM\_NL\_\_2P/MPH/PRODUCT\_ERR=0
- Valid point profile: GOM\_NL\_\_2P/NL\_LOCAL\_SPECIES\_DENSITY/pcd(0)=0

The 'Criteria' is applied to valid points of dark limb products:

- Products in dark limb illumination condition: GOM\_NL\_\_2P/NL\_SUMMARY\_QUALITY/obs\_ill\_cond=0
- Products without fatal errors: GOM\_NL\_\_2P/MPH/PRODUCT\_ERR=0
- Valid point profile: GOM\_NL\_\_2P/NL\_LOCAL\_SPECIES\_DENSITY/pcd(0)=0

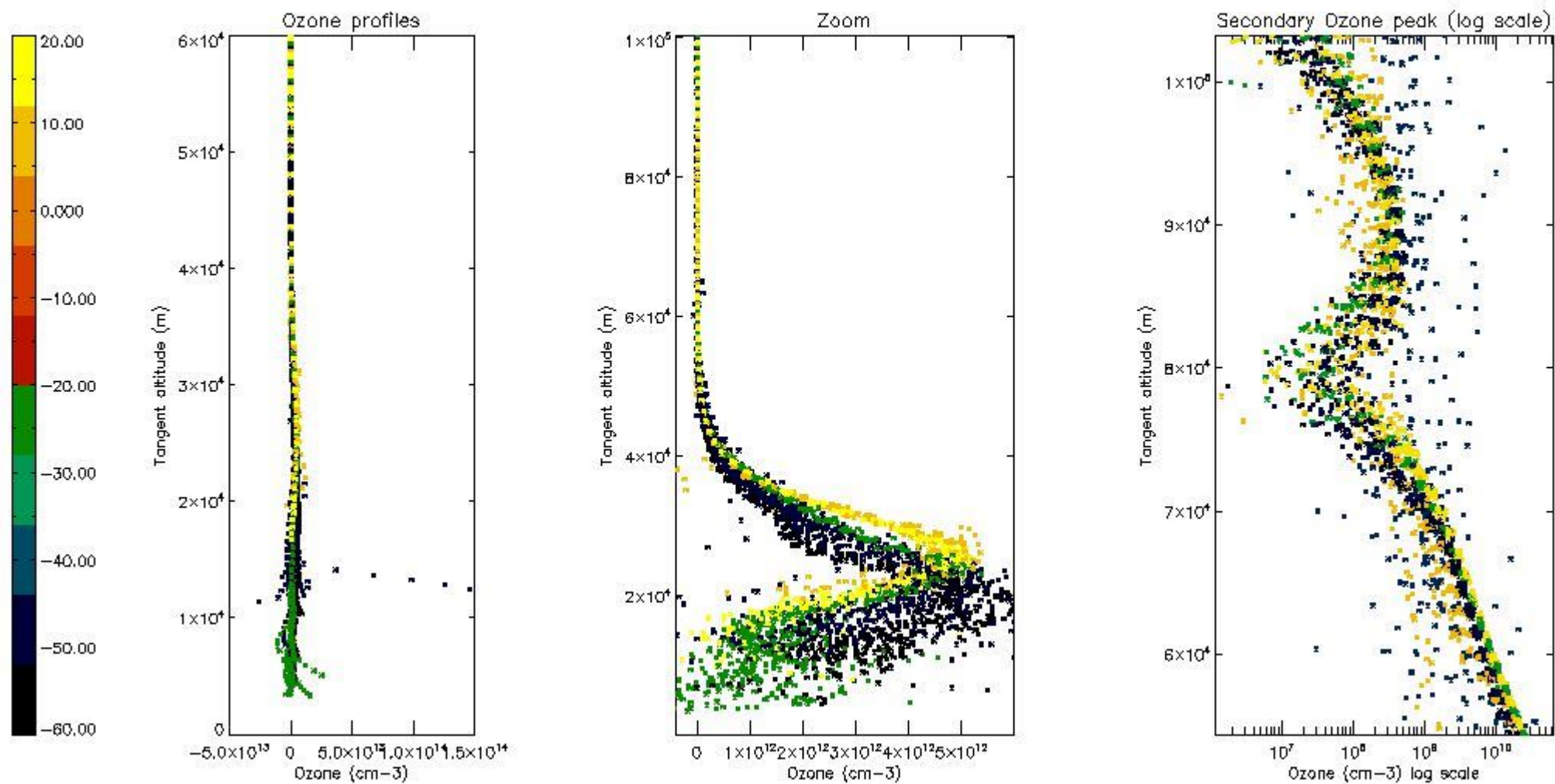
So, the table below shows the percentage of dark limb and valid observations for each criteria with respect to the overall valid daily observations.

Criteria	% of total production
All STD	36
STD < 20	22

STD < 10	18
STD < 5	14

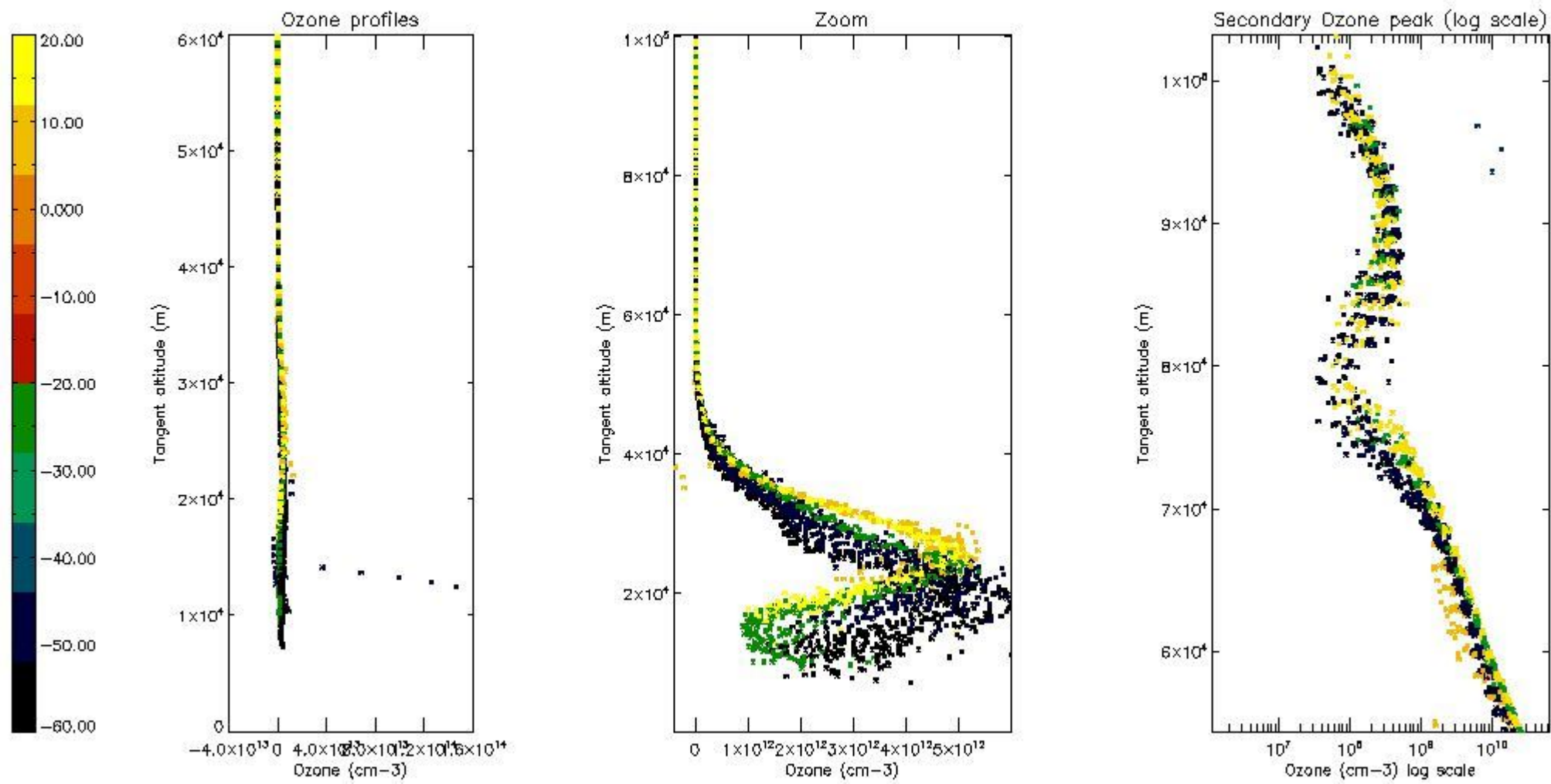
5.2 Plot ozone profiles for all STD (dark without errors)

The colorbar represents the latitude.



5.3 Plot ozone profiles where STD < 20% (dark without errors)

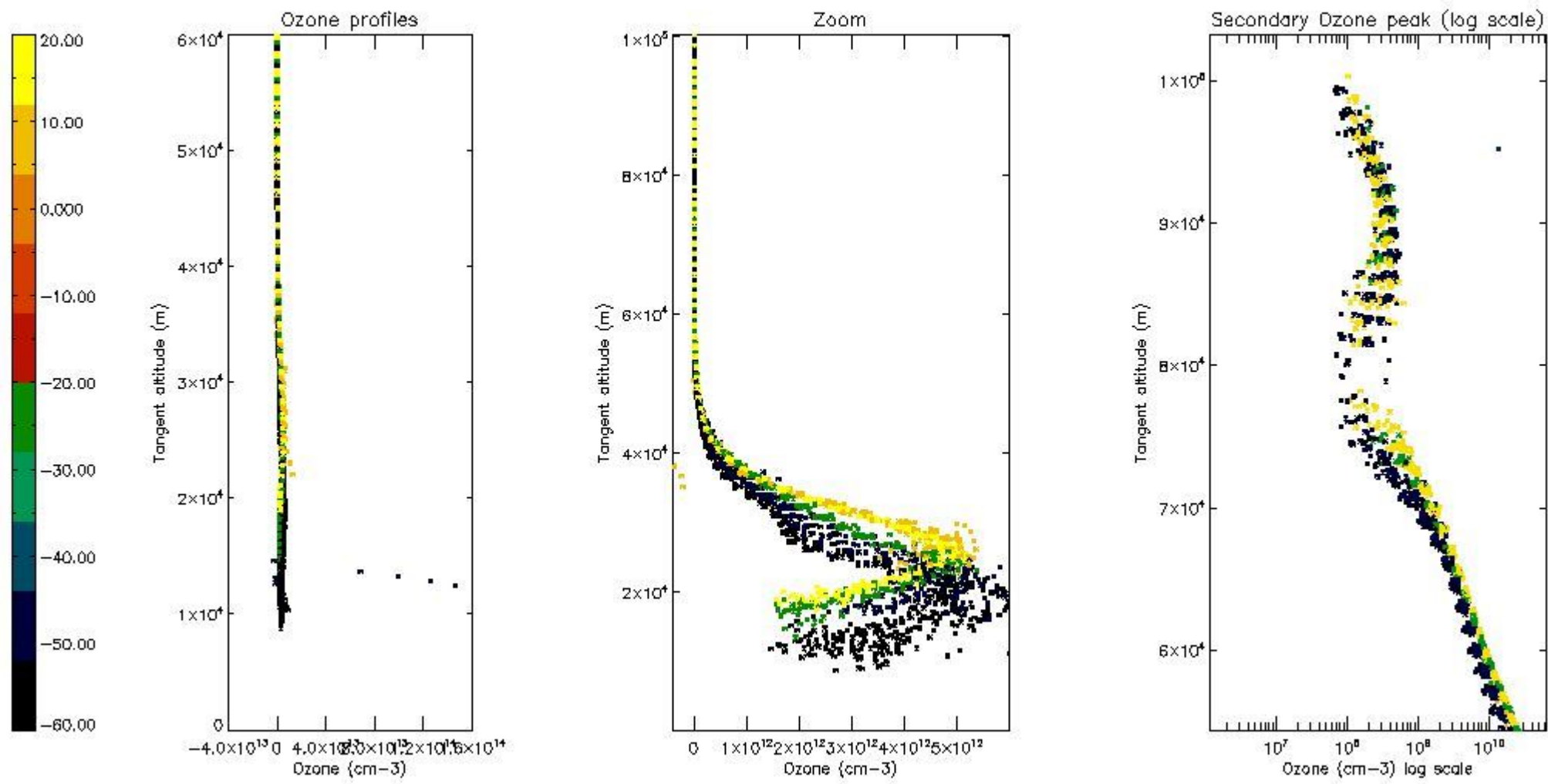
The colorbar represents the latitude.



*5.4 Plot ozone profiles where STD < 10% (dark without errors)*

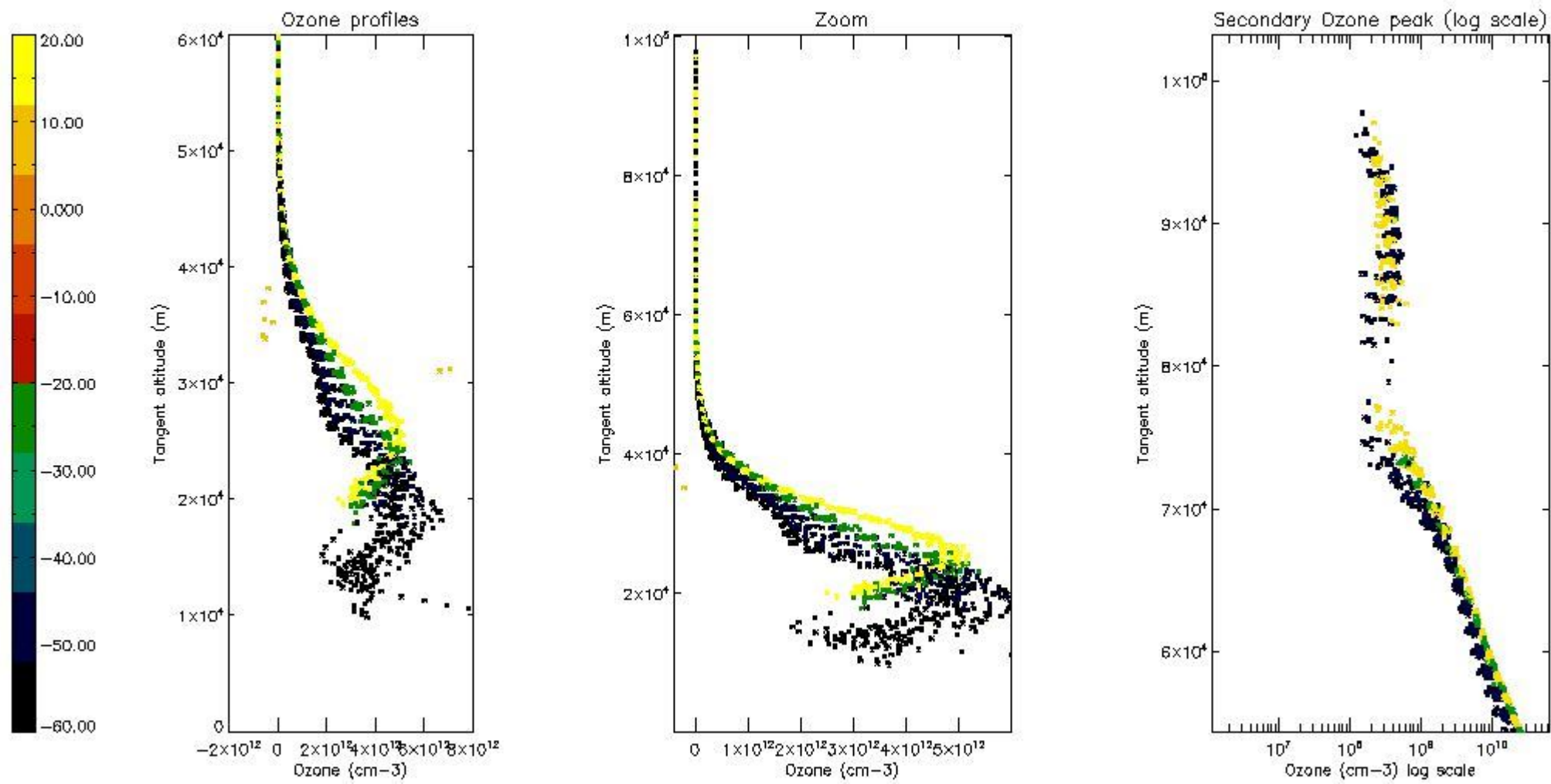
The colorbar represents the latitude.





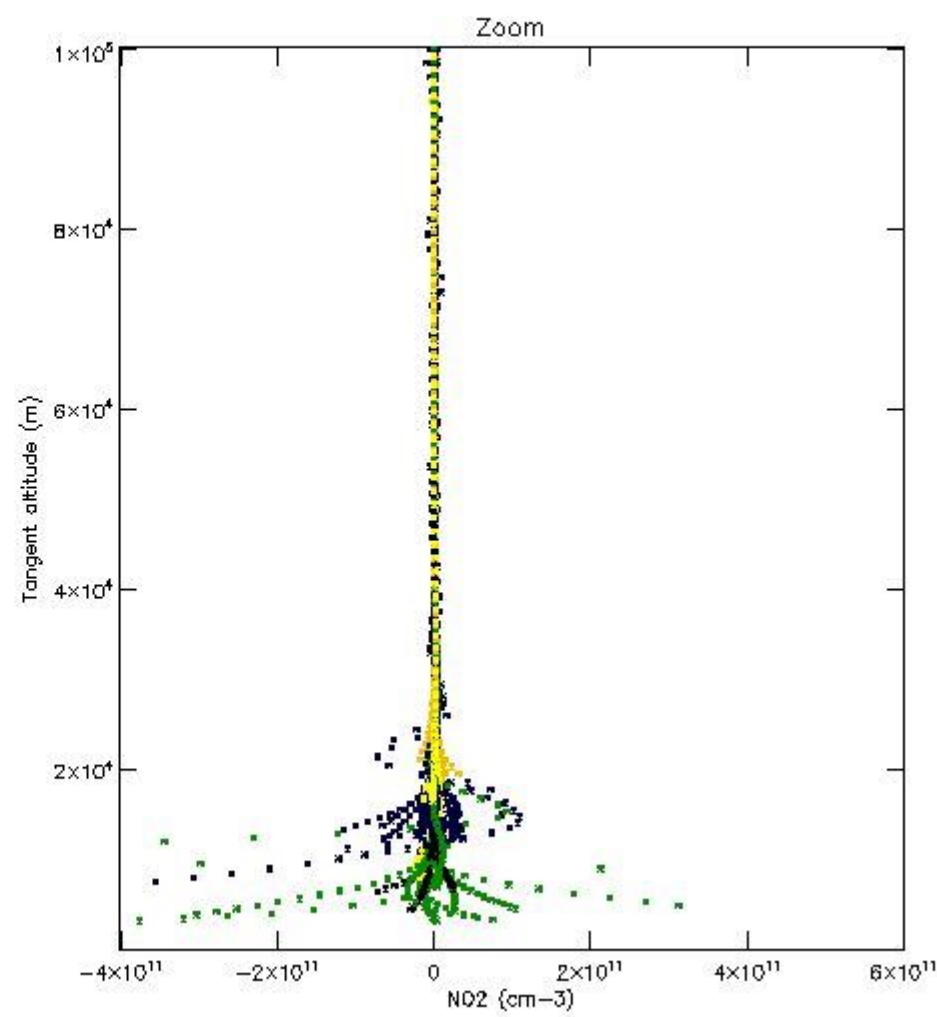
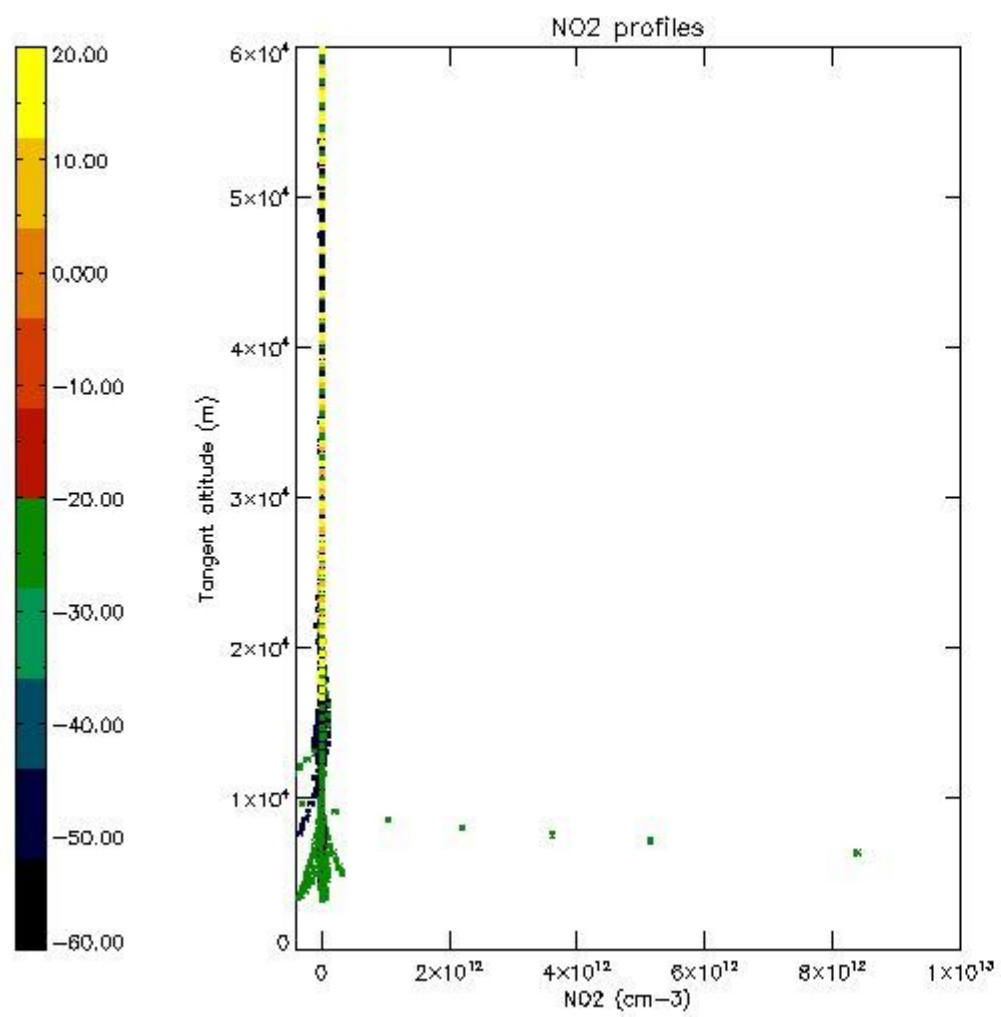
*5.5 Plot ozone profiles where STD < 5% (dark without errors)*

The colorbar represents the latitude.



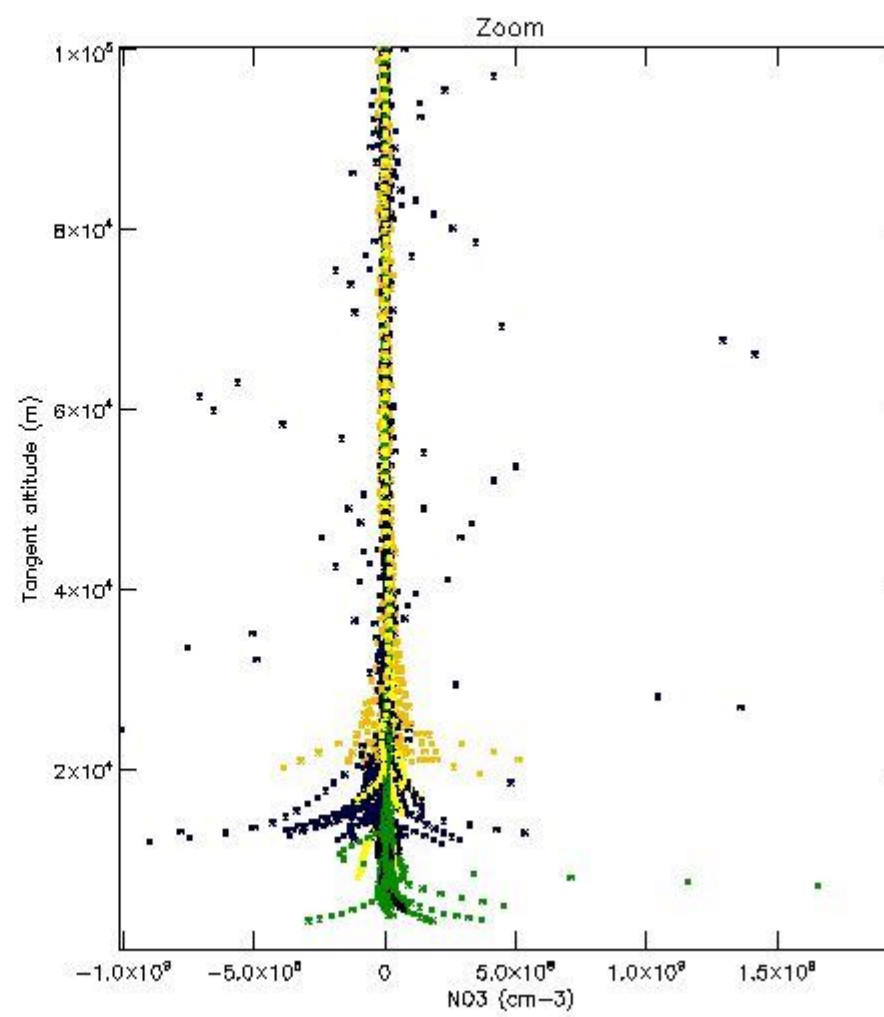
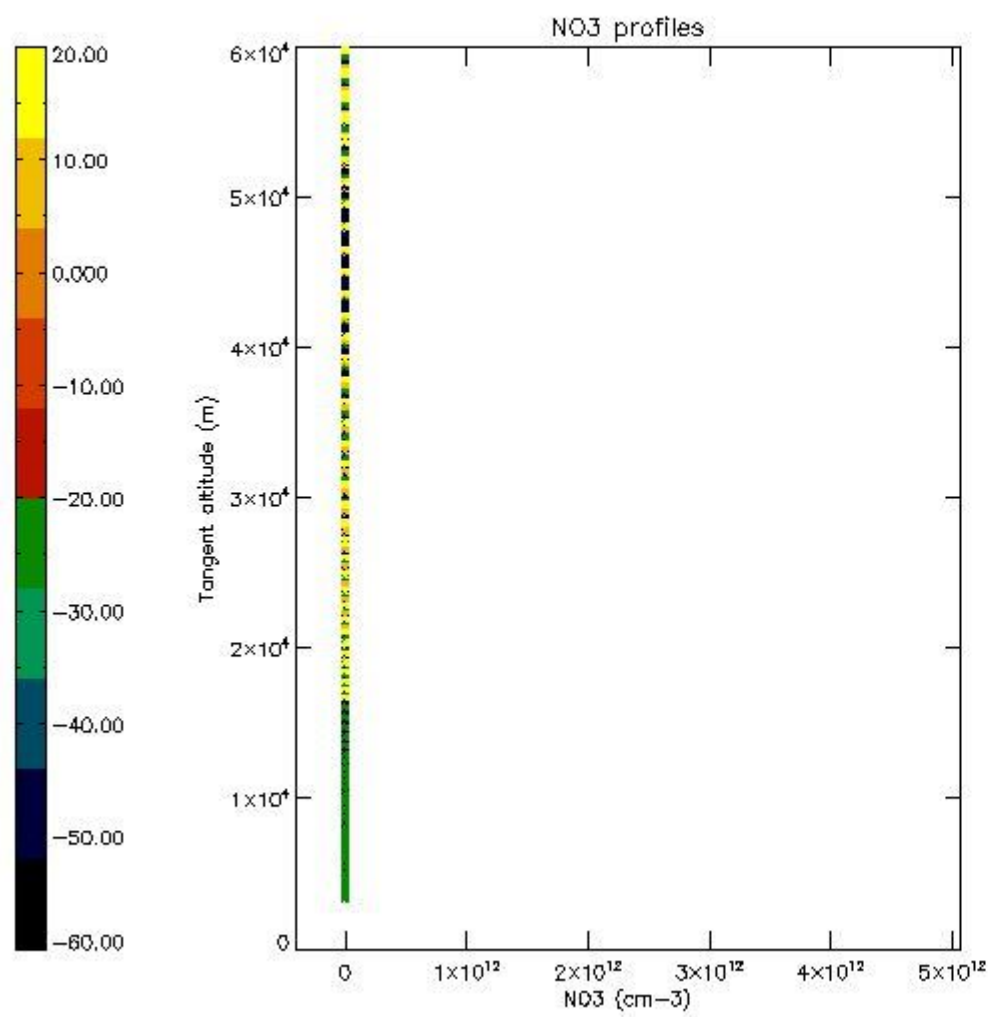
*5.6 Plot NO<sub>2</sub> profiles for all STD (dark without errors)*

The colorbar represents the latitude.



*5.7 Plot NO3 profiles for all STD (dark without errors)*

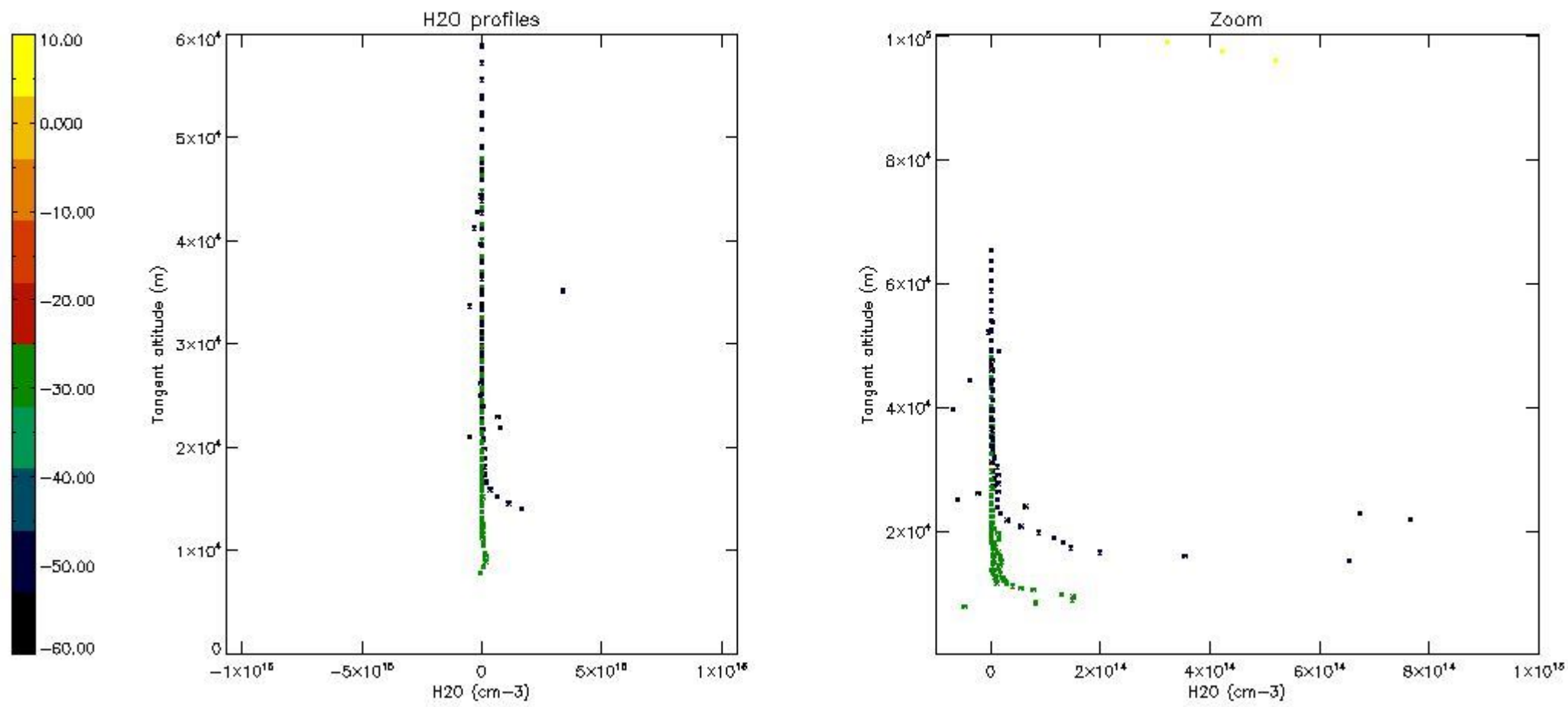
The colorbar represents the latitude.



5.8 Plot H<sub>2</sub>O profiles for all STD (only for occultations of stars 1,2,3,4,13,14,16,26,63 dark without errors)

The colorbar represents the latitude.

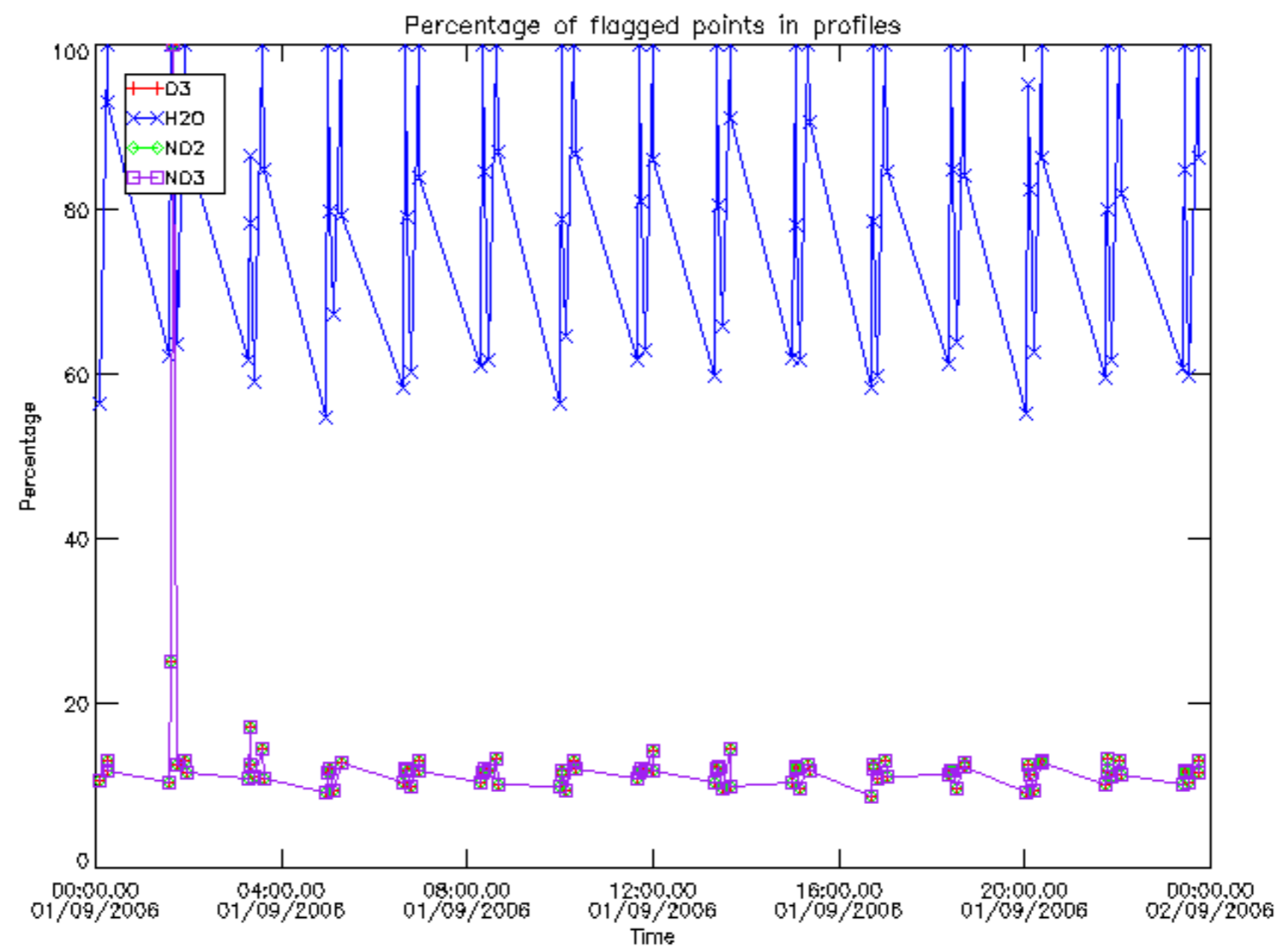




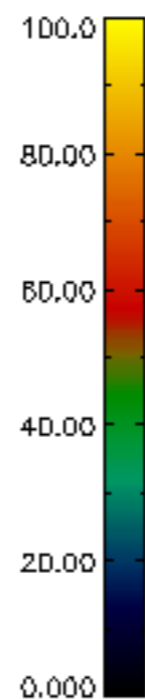
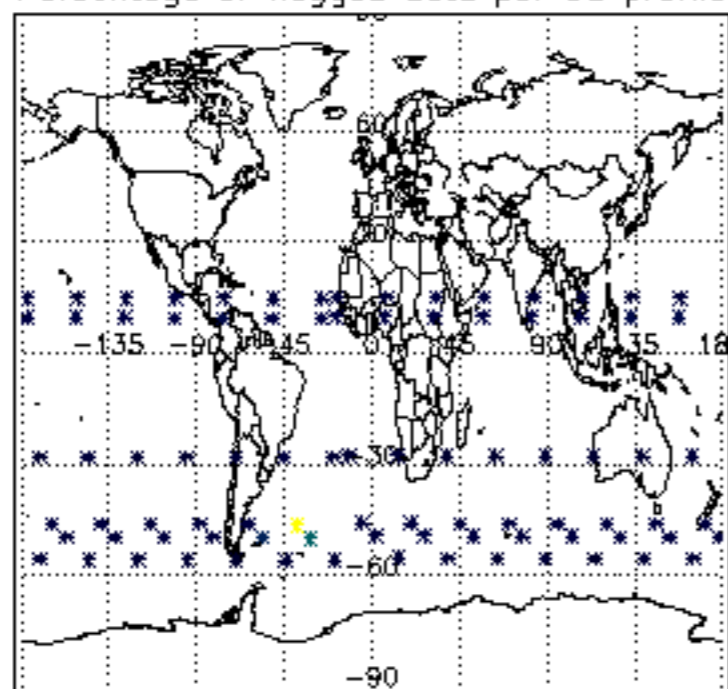
## 6. Auxiliary Data Files used for the production reported in section 2

The number reported in the third column indicates since which file (see list in section 2) the corresponding auxiliary file has been used. The fourth column is the date of those product files.

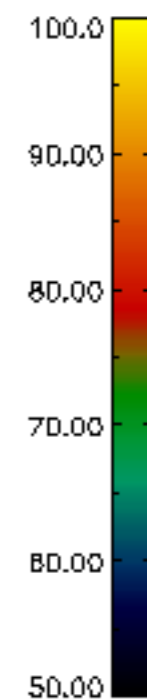
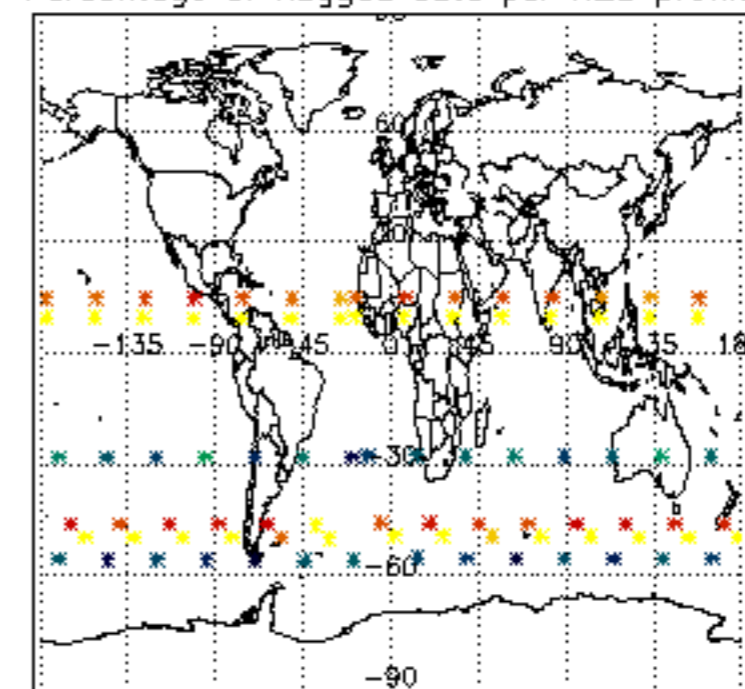
Type	Auxiliary Filename	Used since product	Used since product date
INST_PHYS_CHARACTERISTICS	GOM_INS_AXVIEC20091111_143220_20030716_120000_20500101_000000	1	01-SEP-2006 00:04:32
LEVEL-2_PROC_CONFIG	GOM_PR2_AXVIEC20091111_152718_20020301_000000_20500101_000000	1	01-SEP-2006 00:04:32
CROSS_SECTIONS_FILE	GOM_CRS_AXVIEC20091111_154832_20020301_000000_20500101_000000	1	01-SEP-2006 00:04:32



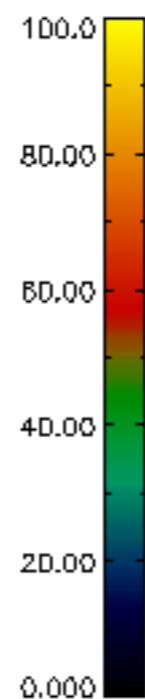
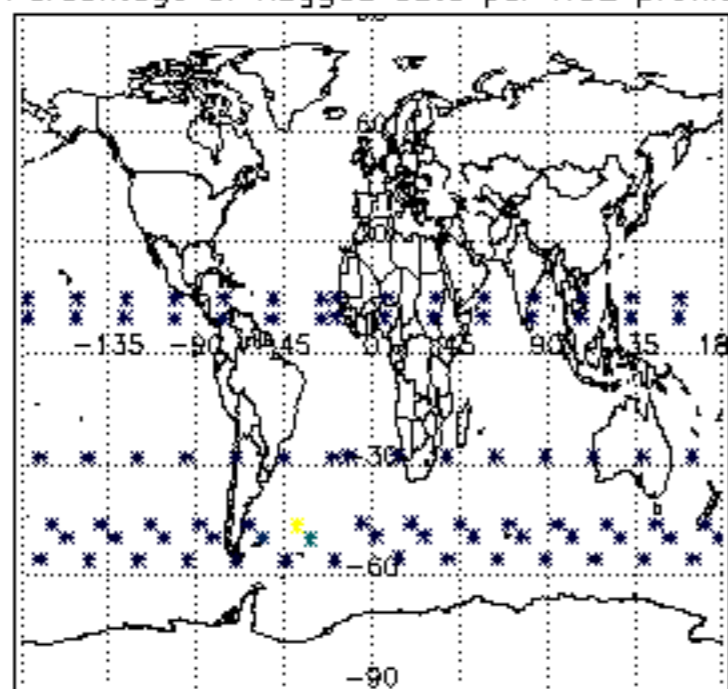
Percentage of flagged data per D3 profile



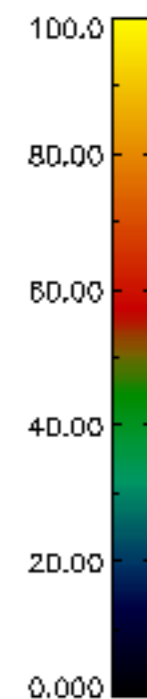
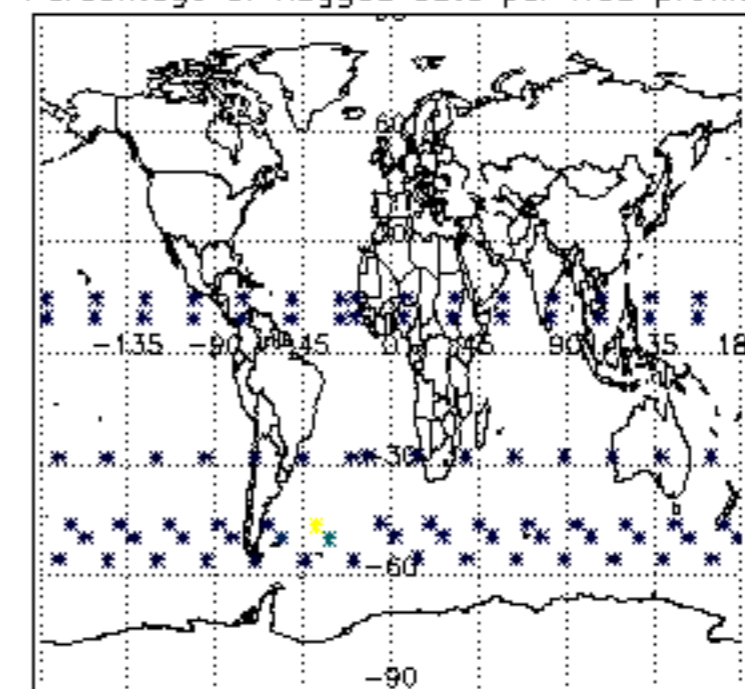
Percentage of flagged data per H2O profile

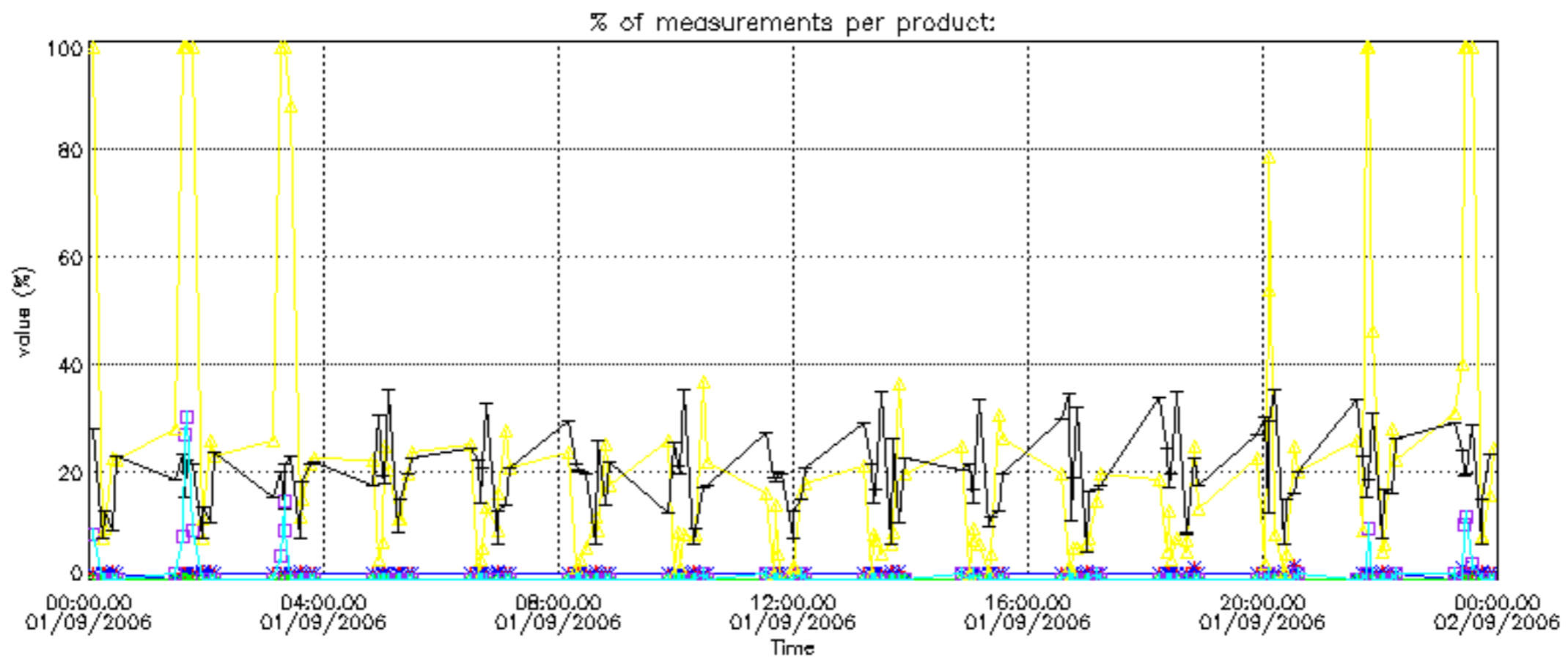


Percentage of flagged data per NO2 profile

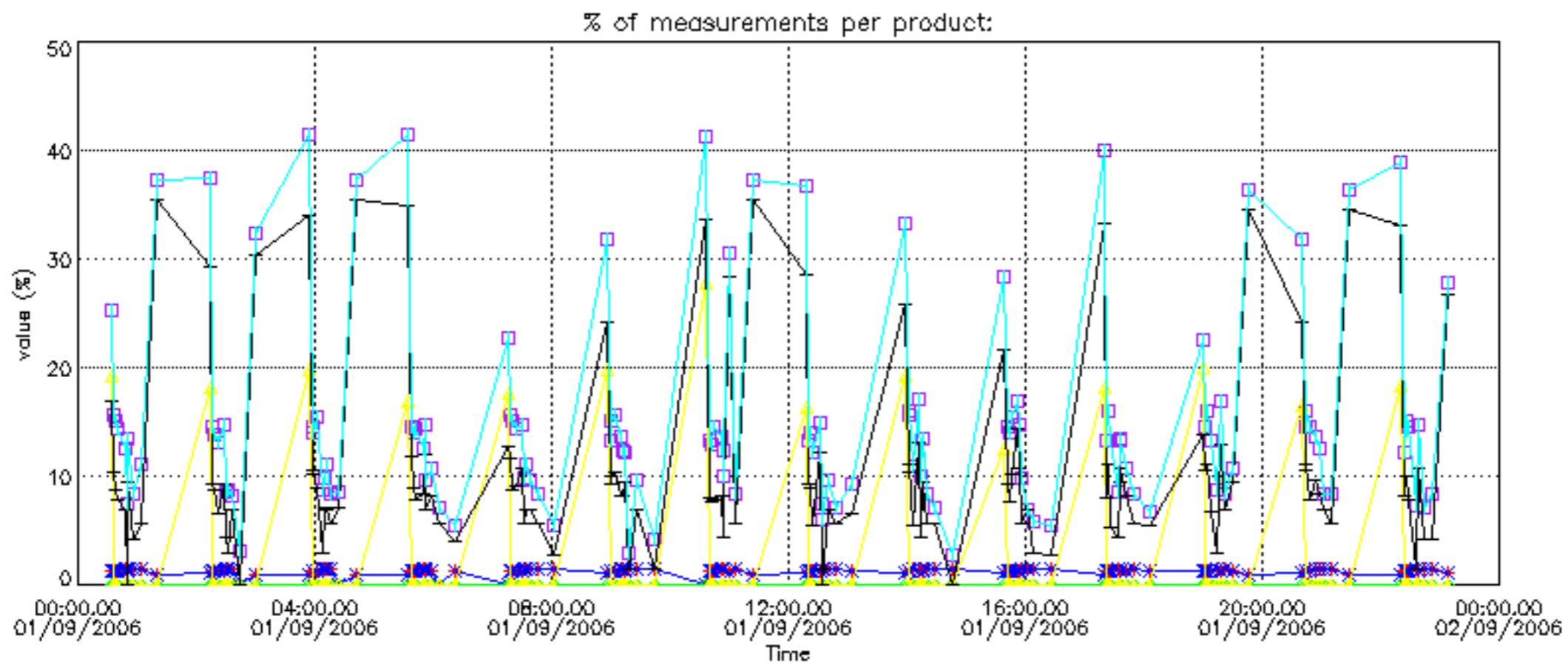


Percentage of flagged data per NO3 profile

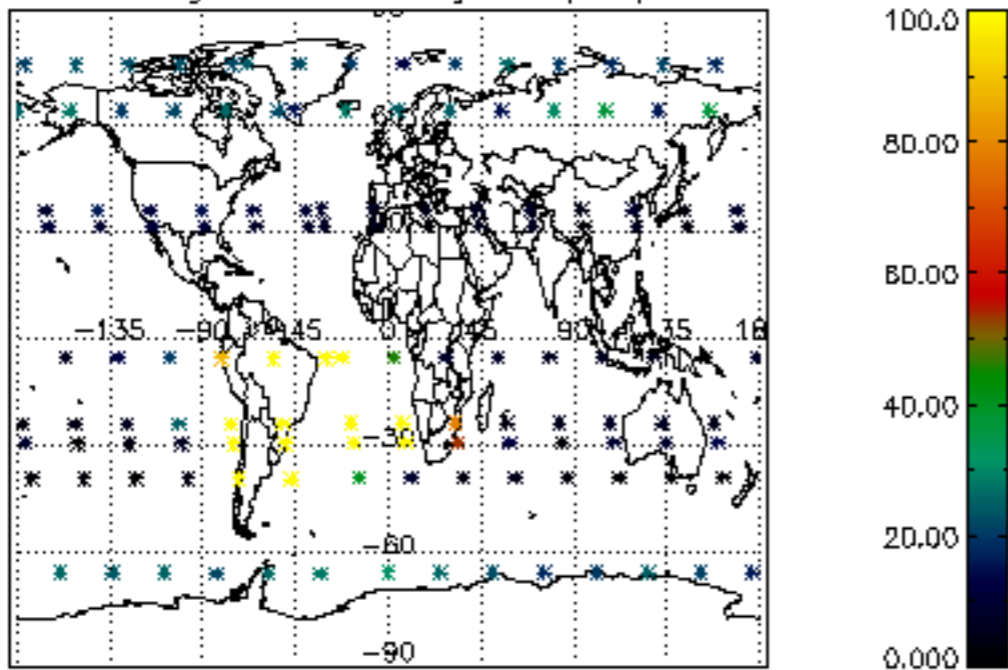




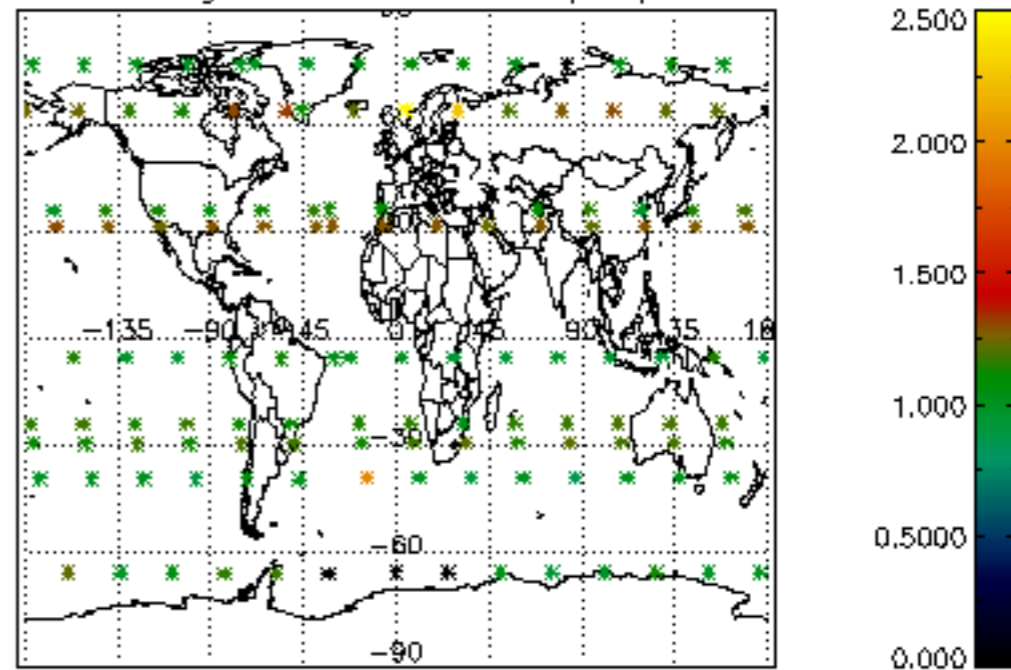




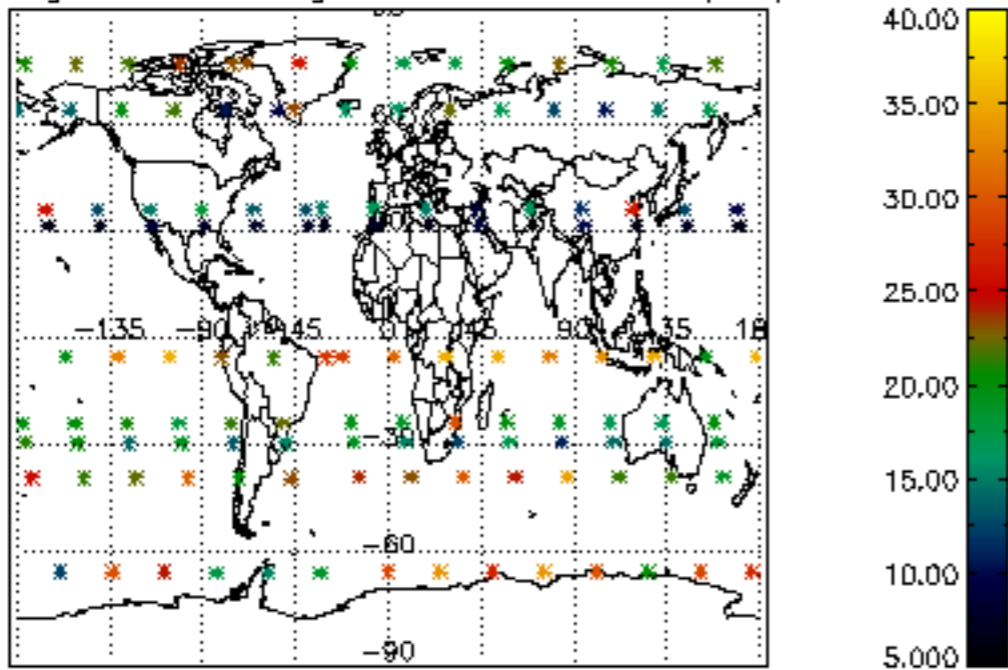
Percentage of cosmic ray hits per profile



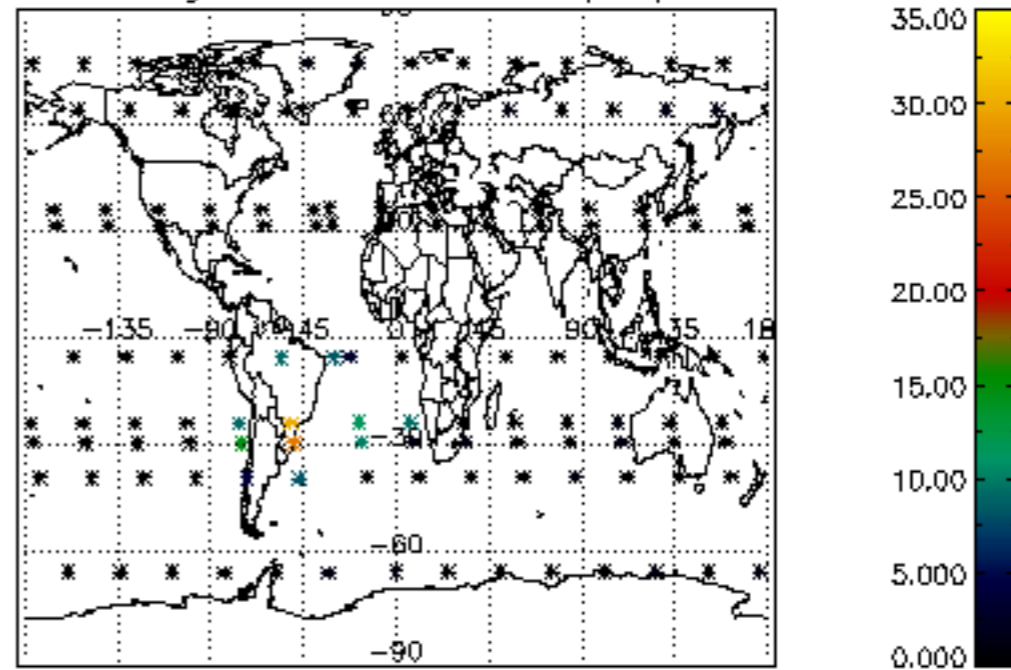
Percentage of datation errors per profile



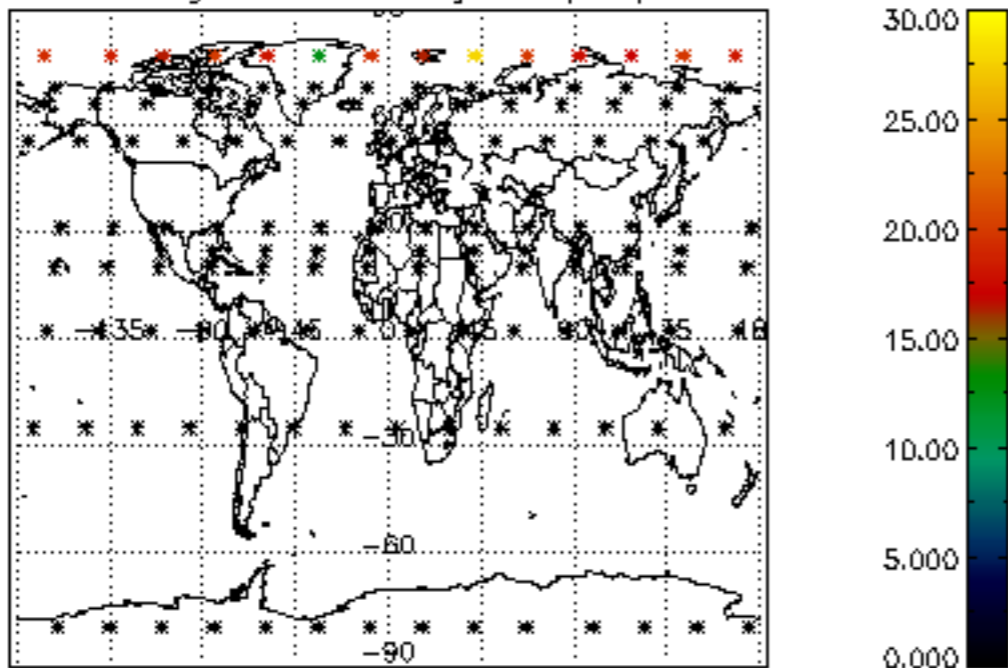
Percentage of star falling outside central band per profile



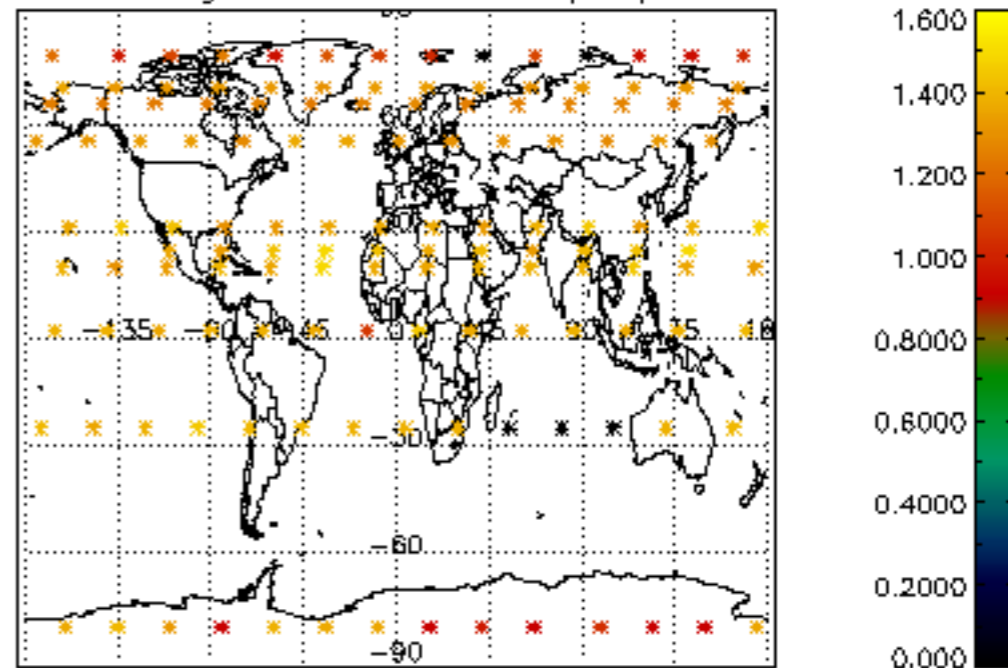
Percentage of saturation errors per profile



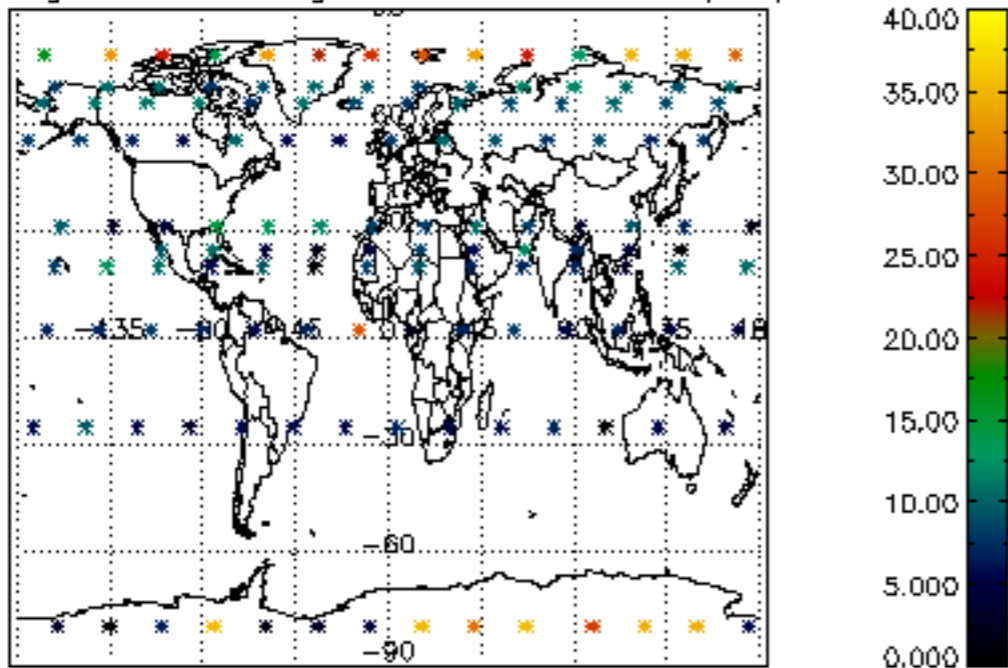
Percentage of cosmic ray hits per profile



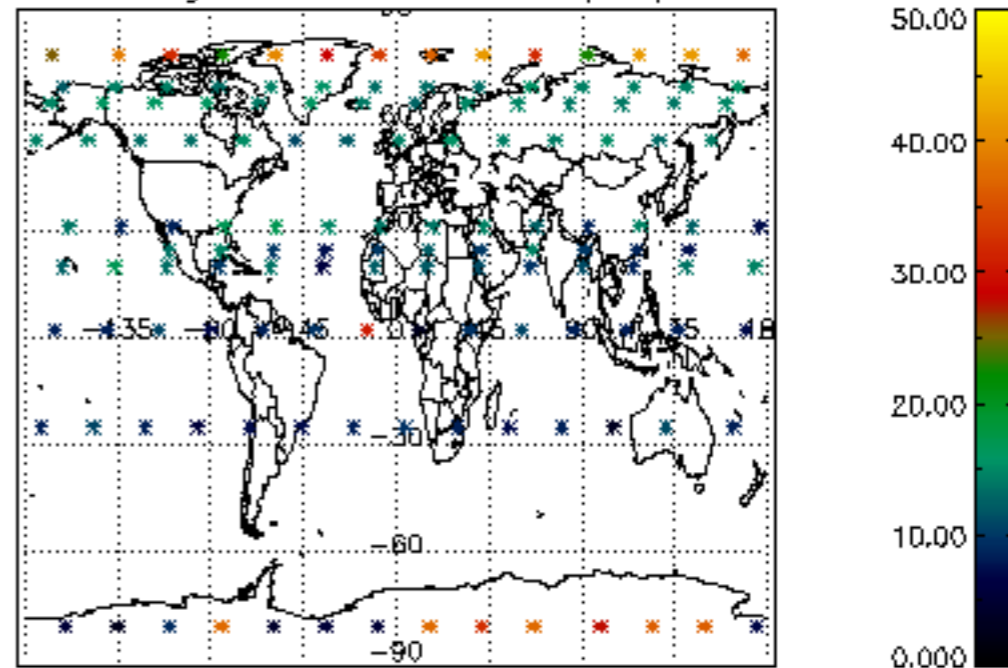
Percentage of datation errors per profile

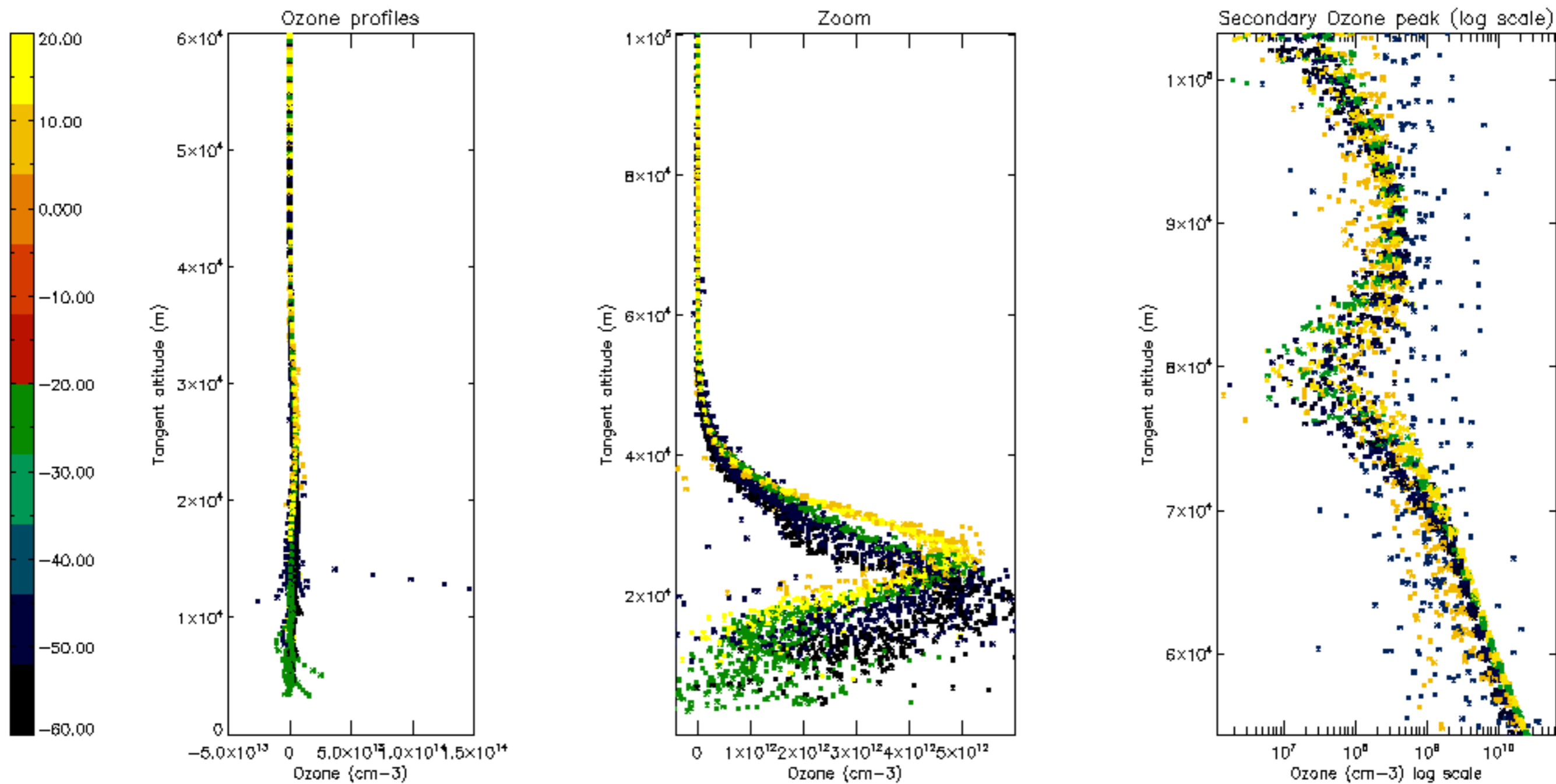


Percentage of star falling outside central band per profile

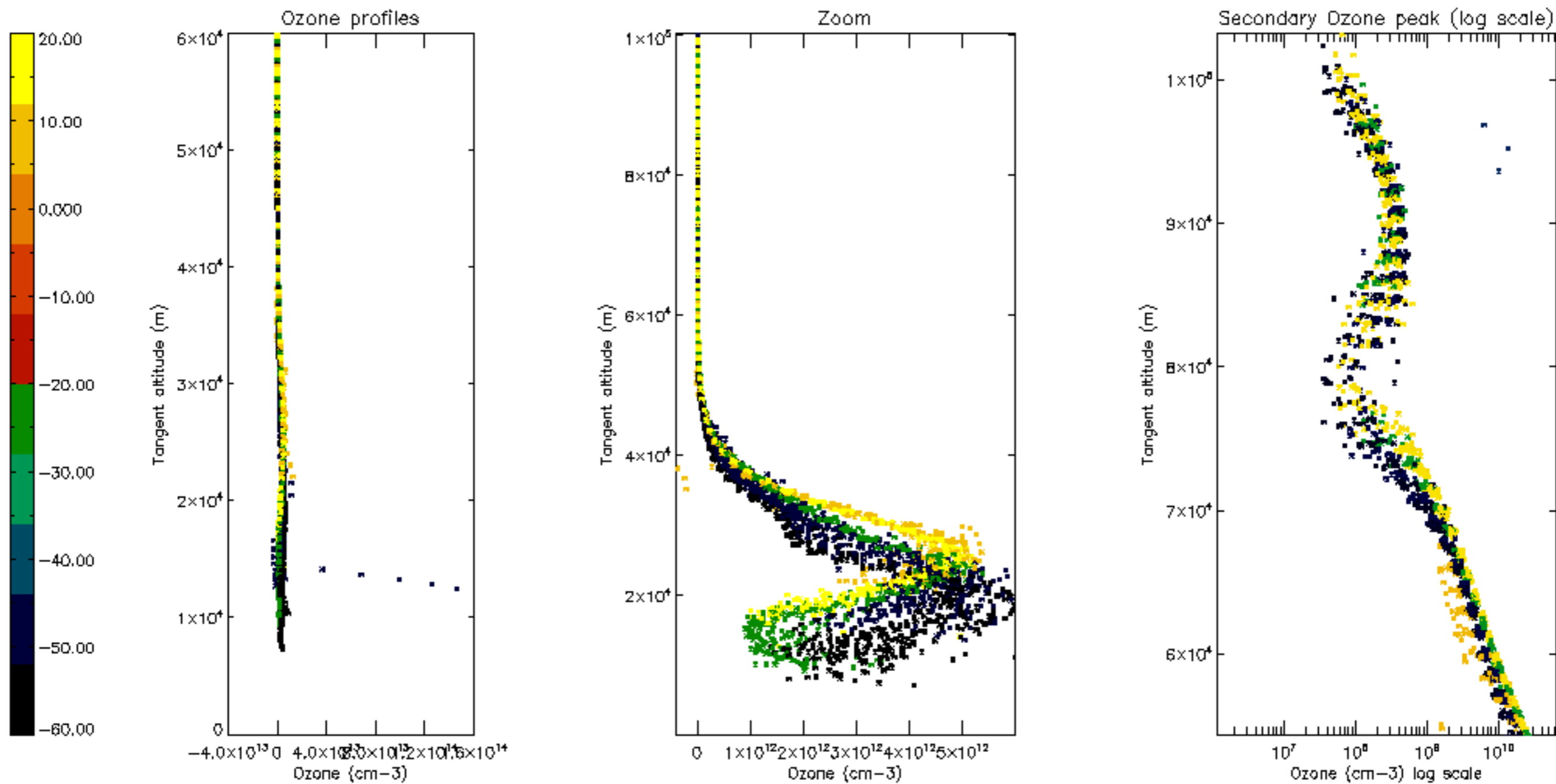


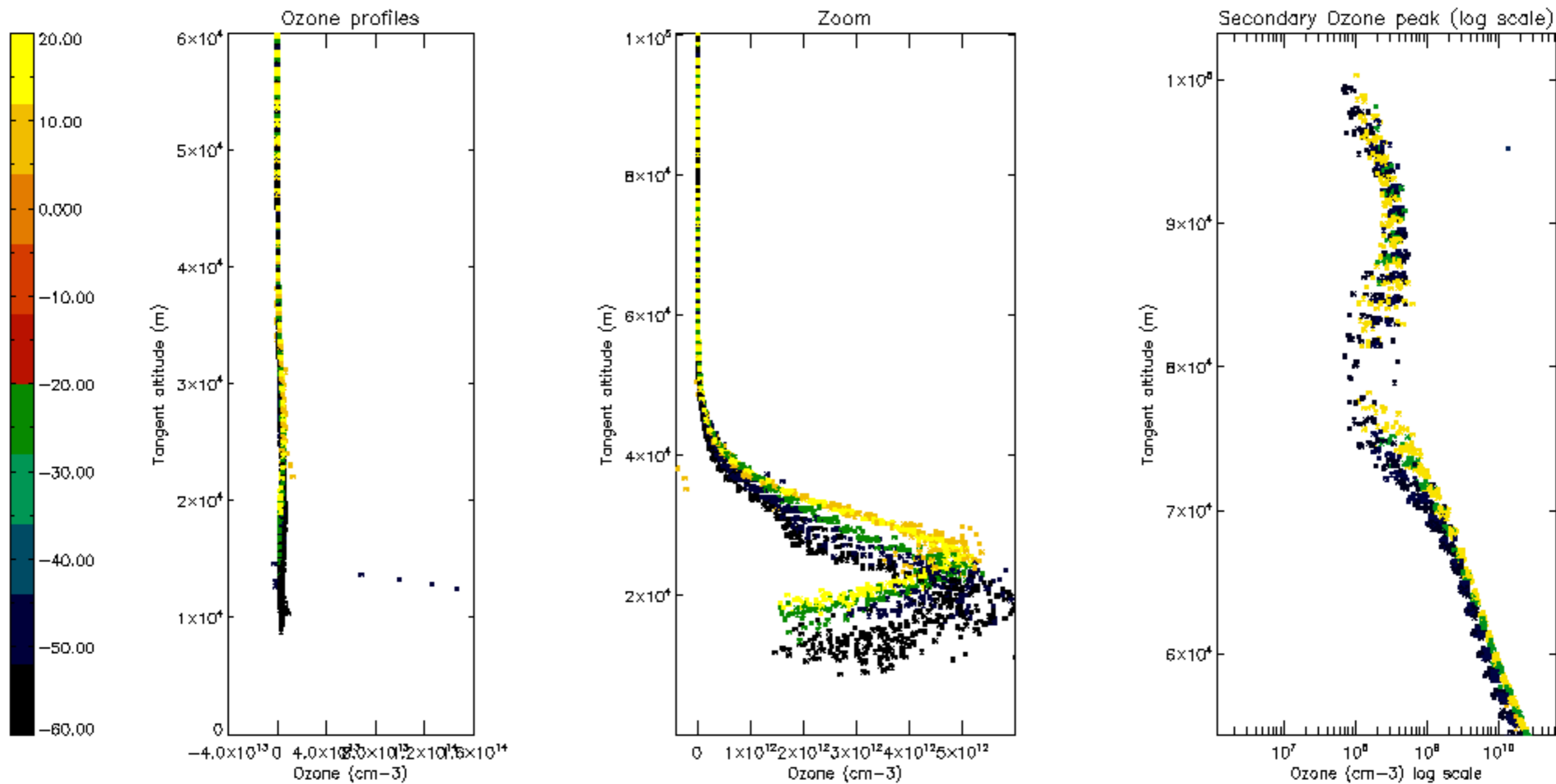
Percentage of saturation errors per profile

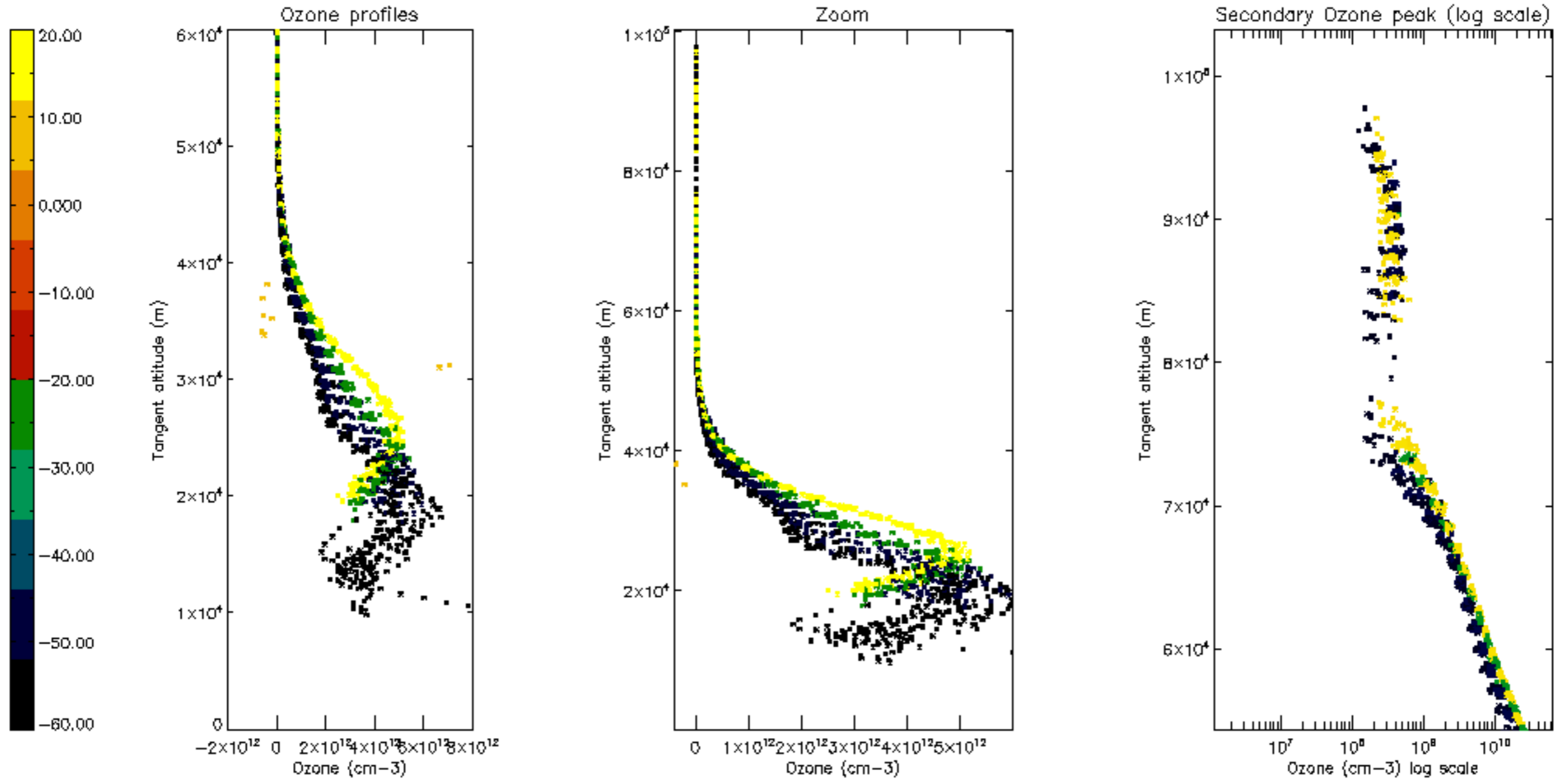


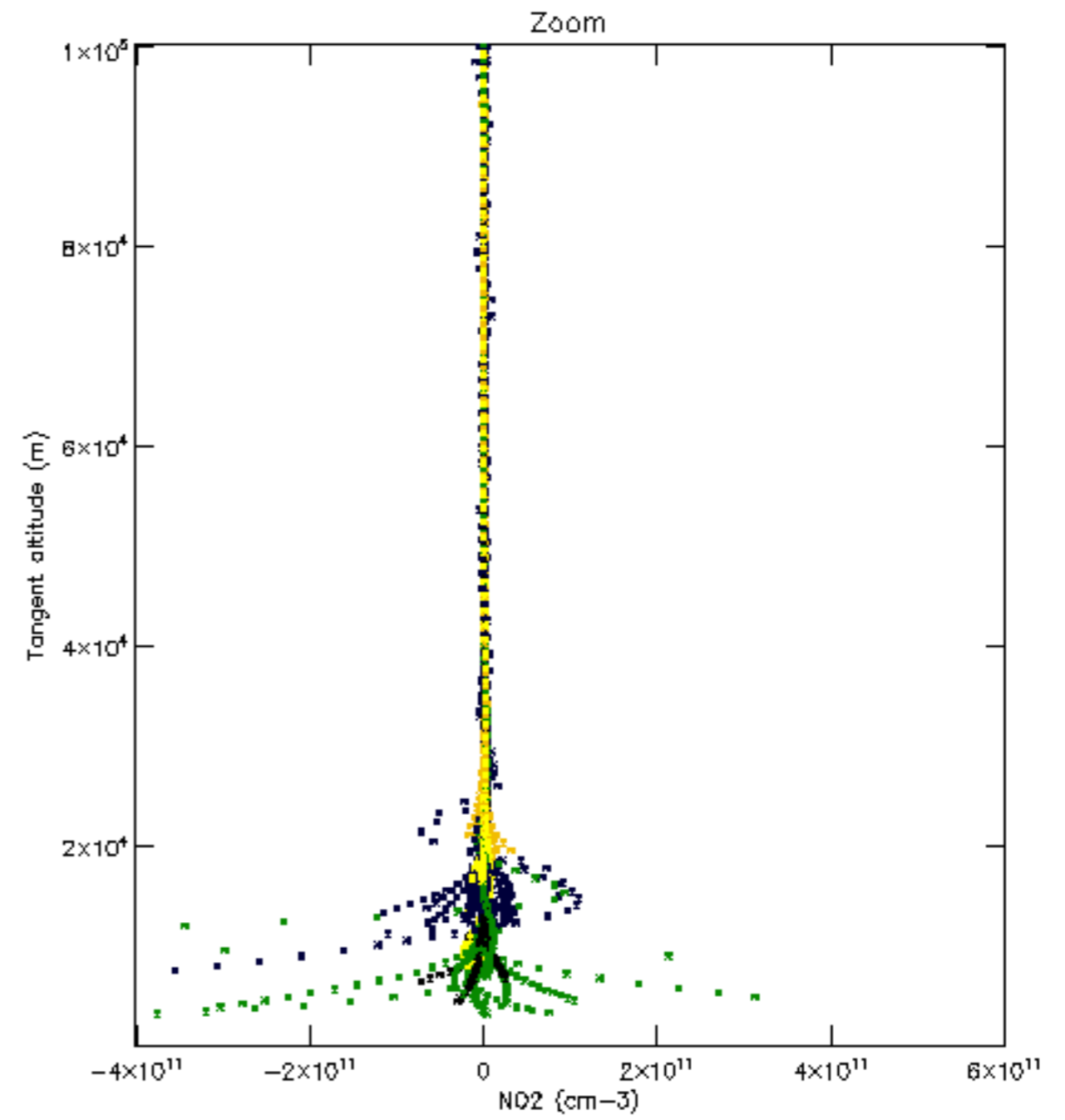
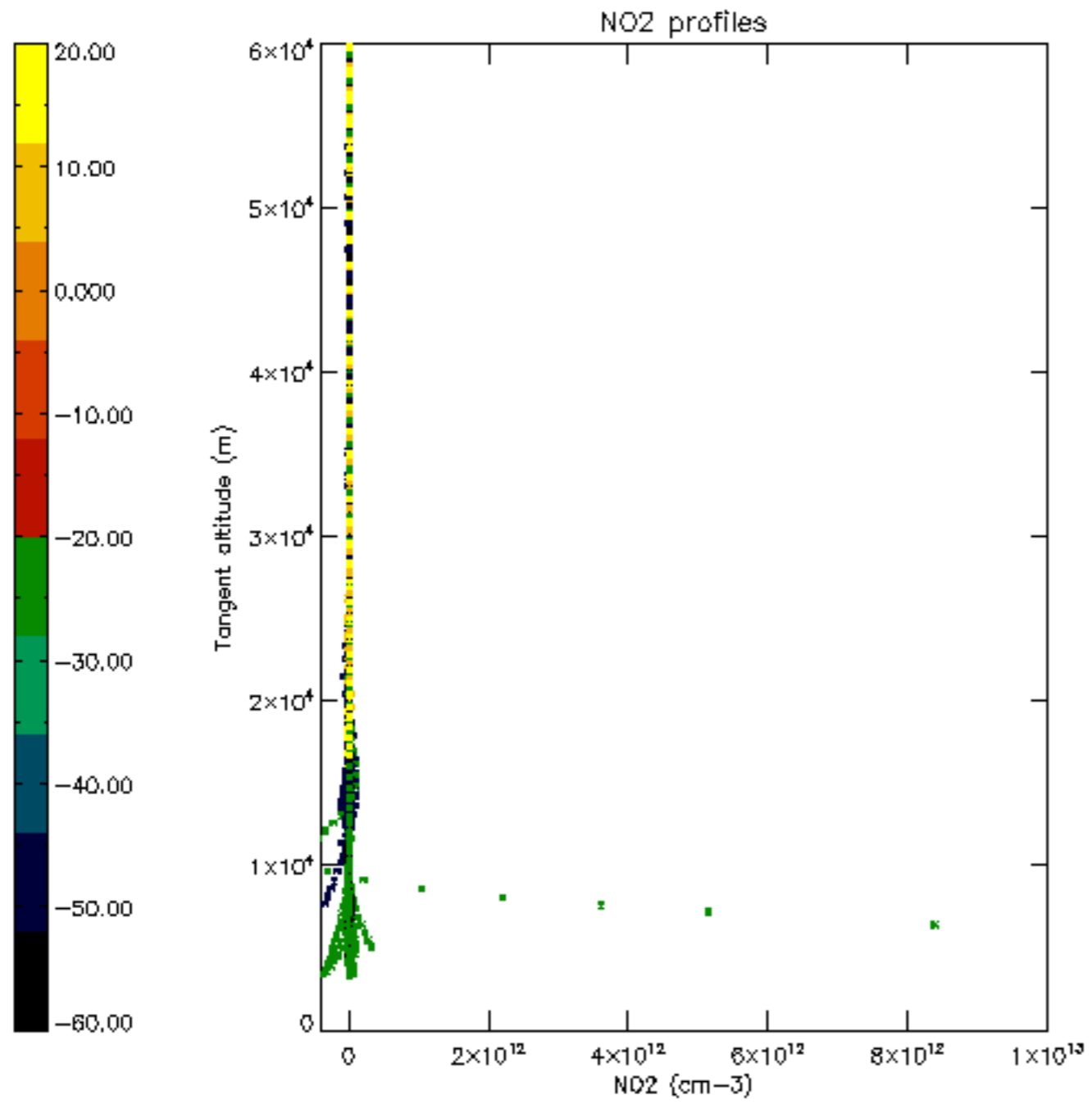




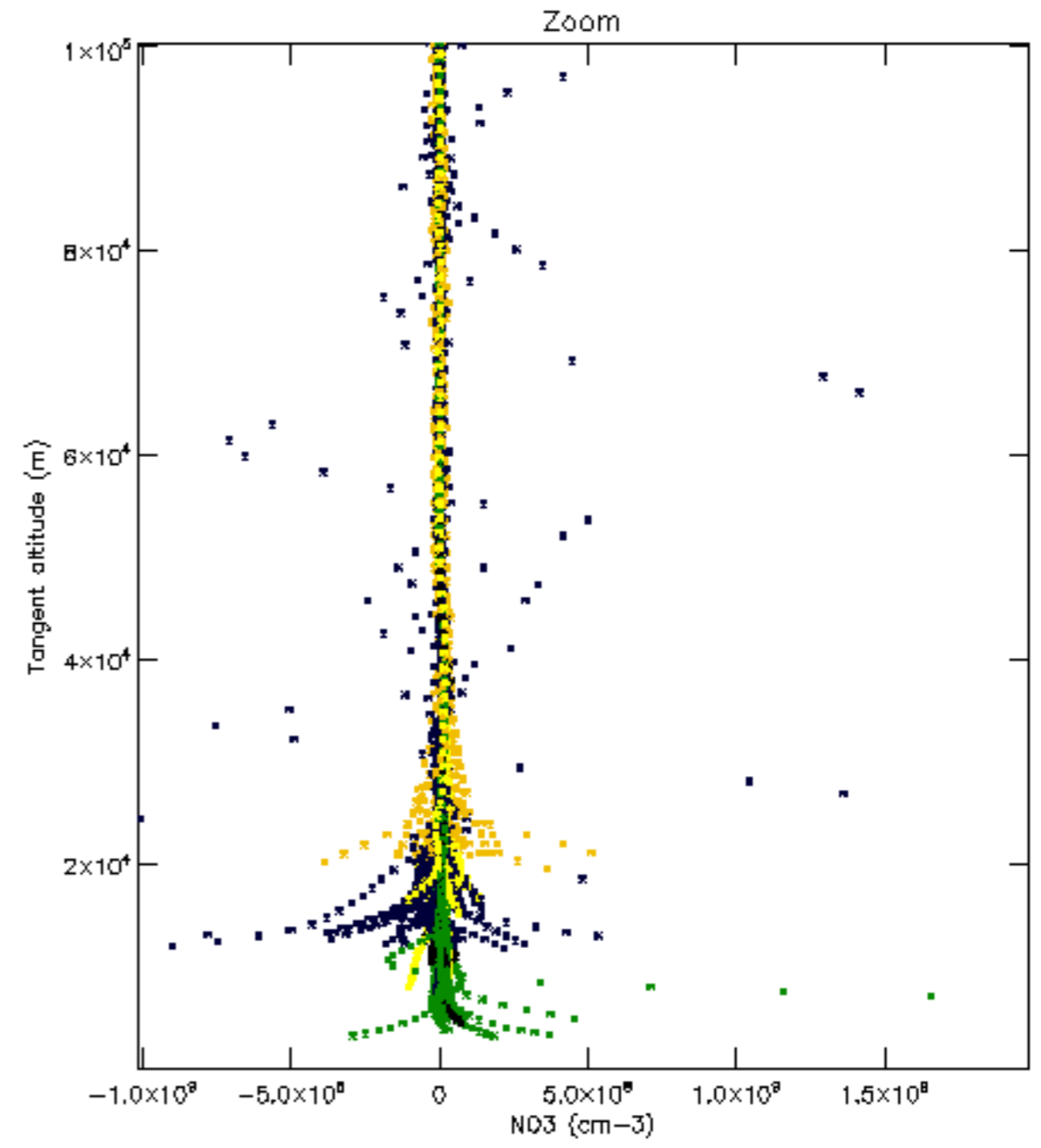
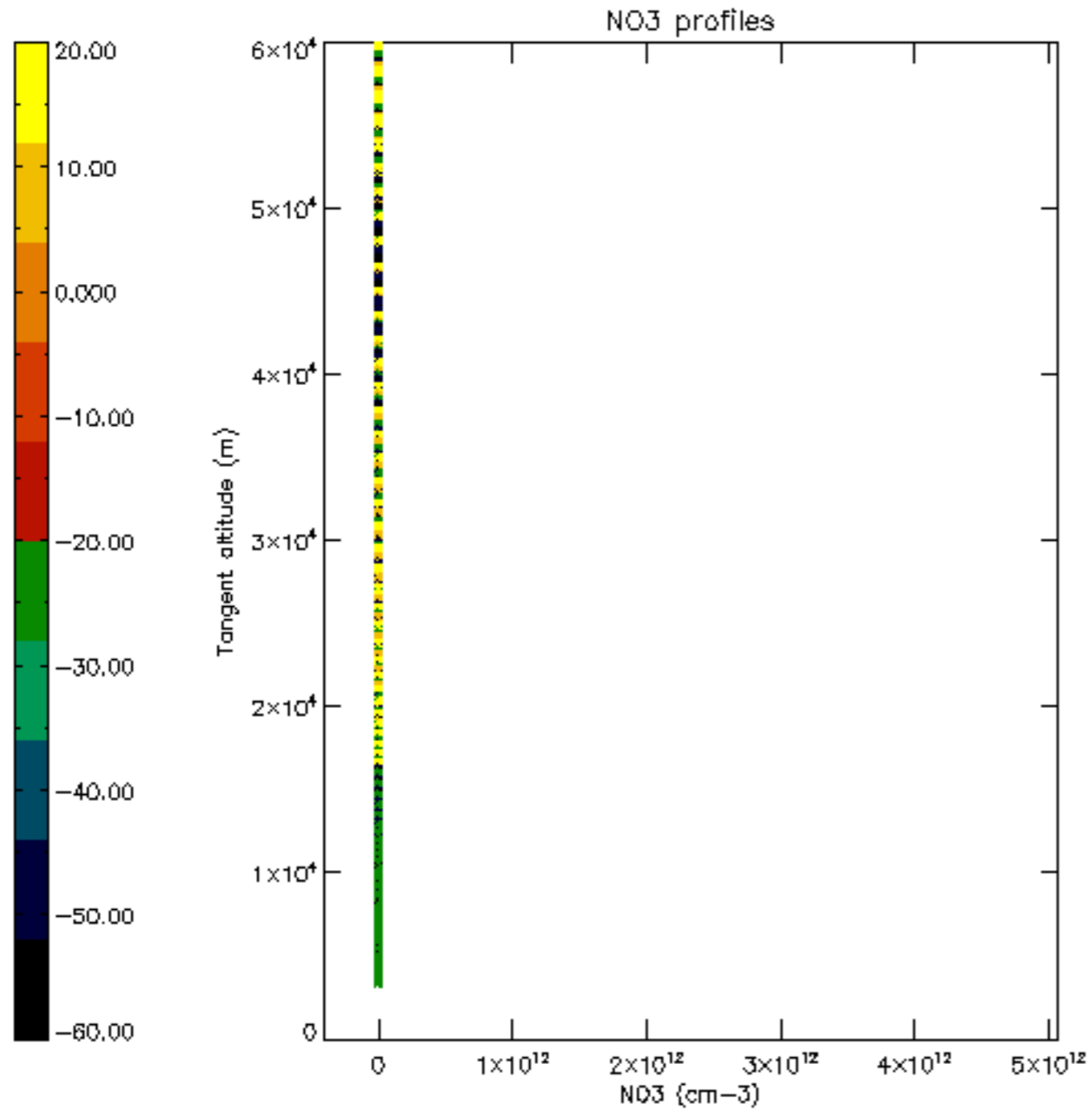


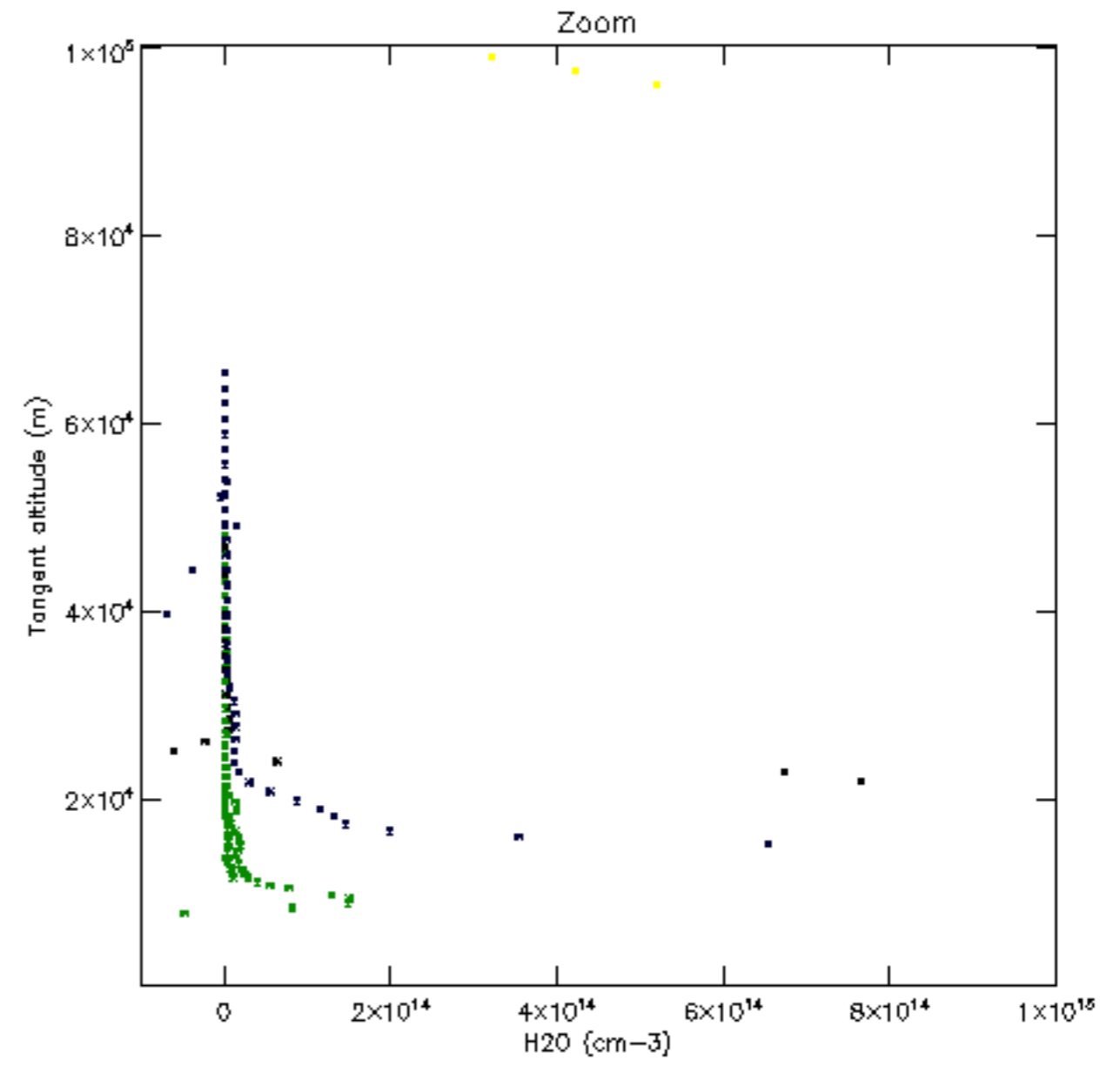
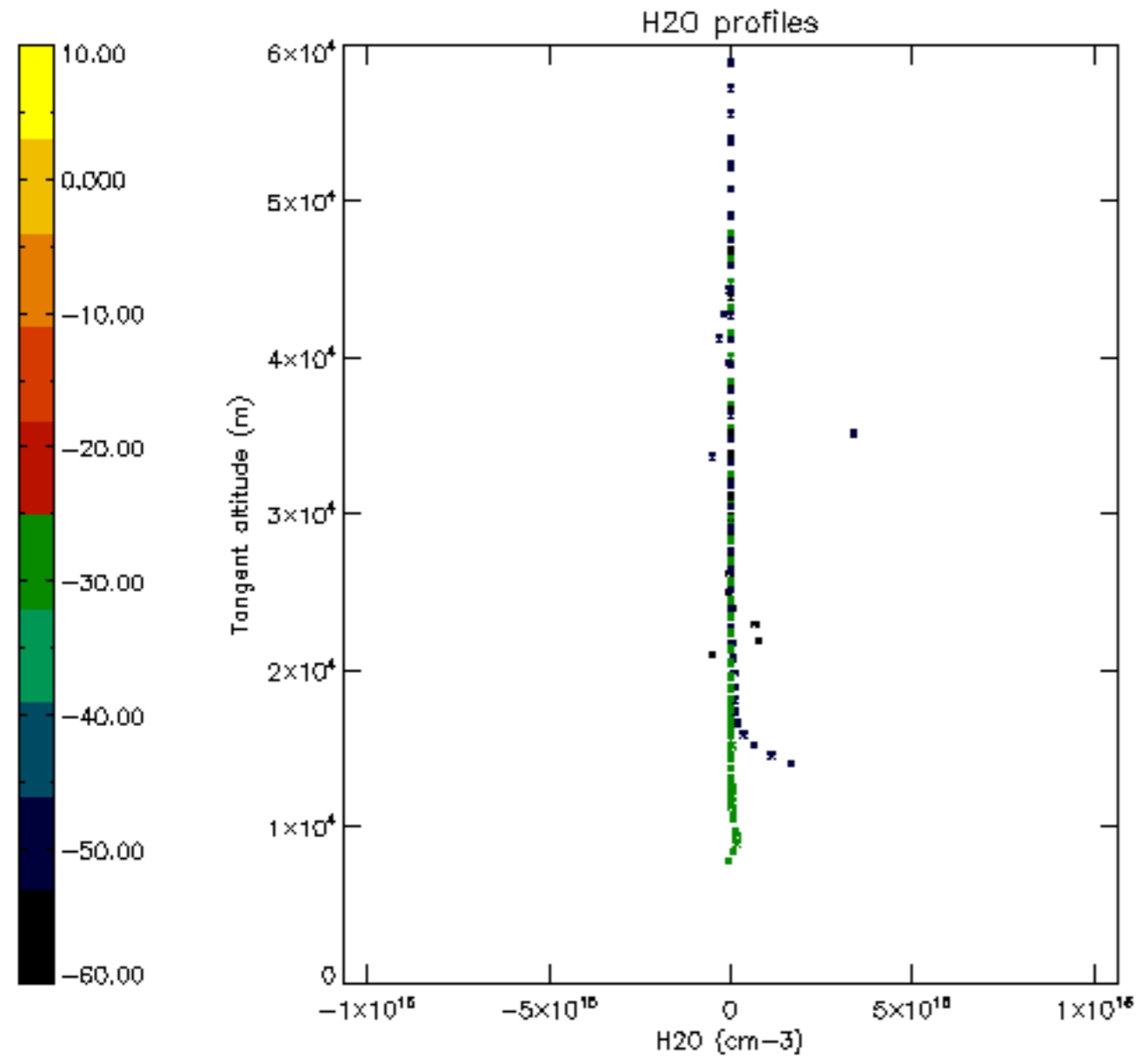


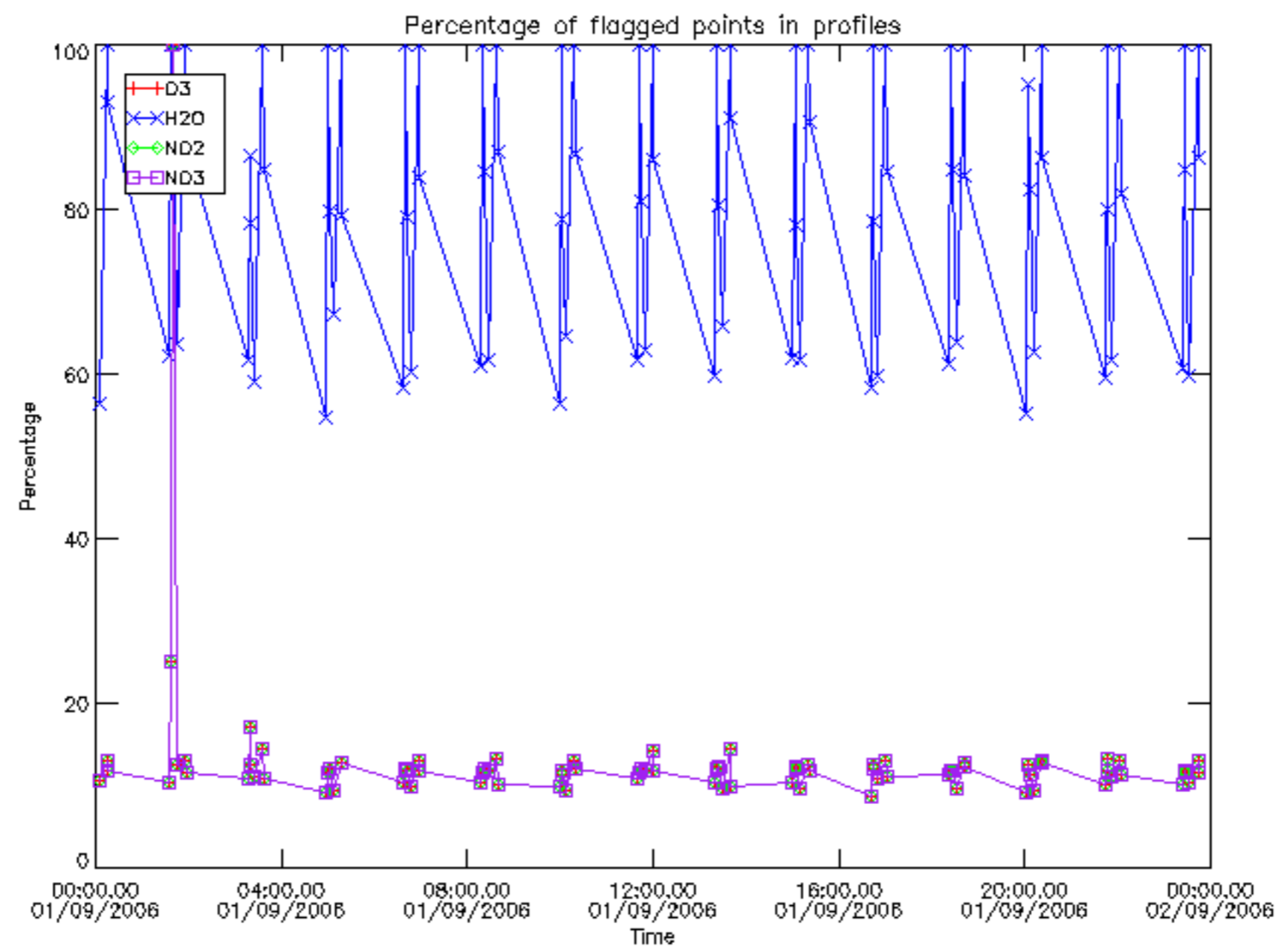




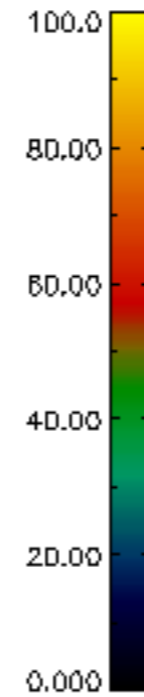
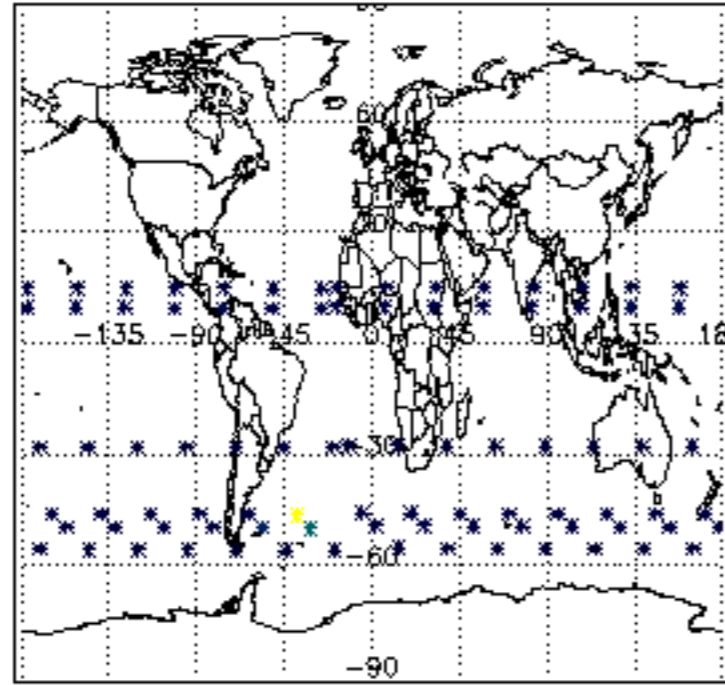




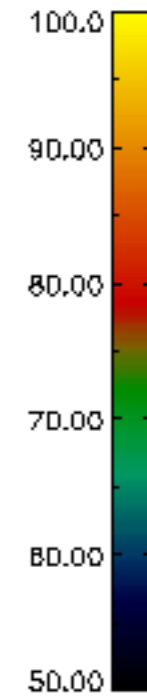
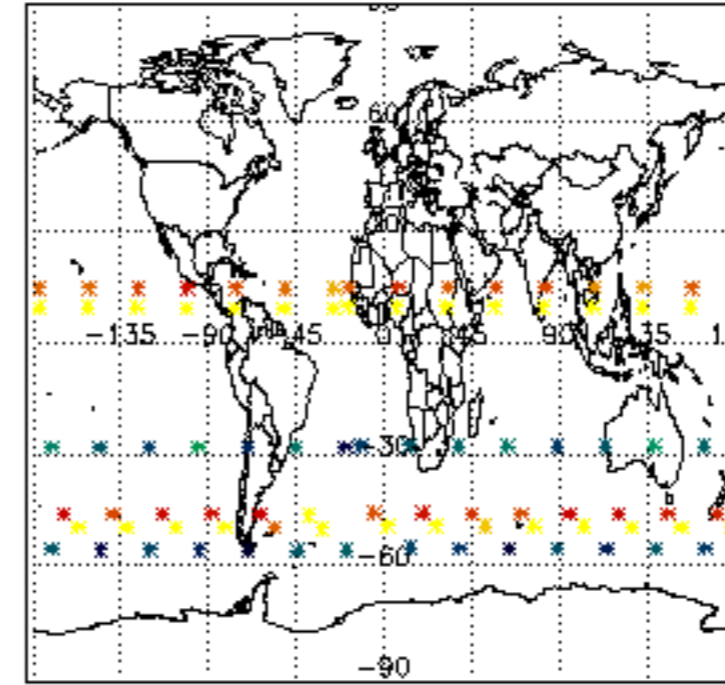




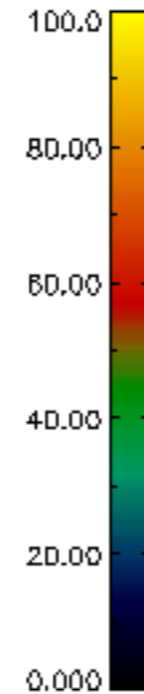
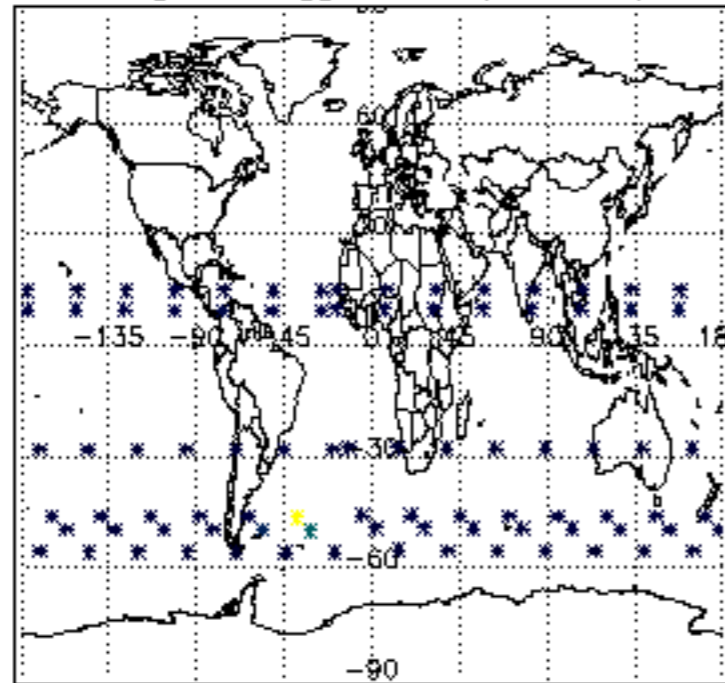
Percentage of flagged data per D3 profile



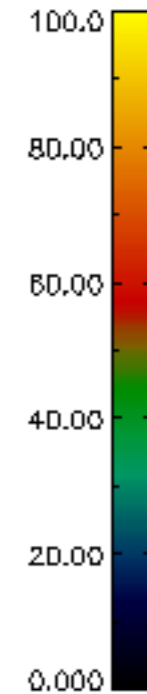
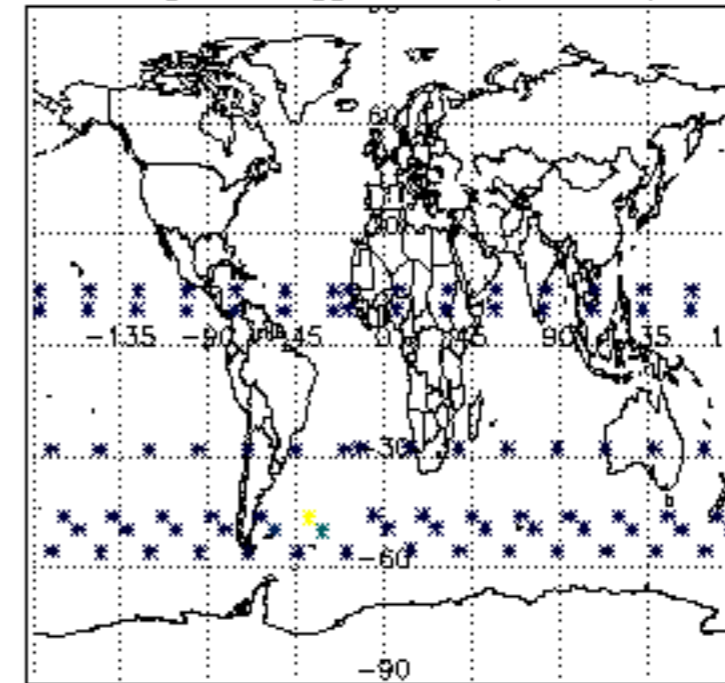
Percentage of flagged data per H2O profile



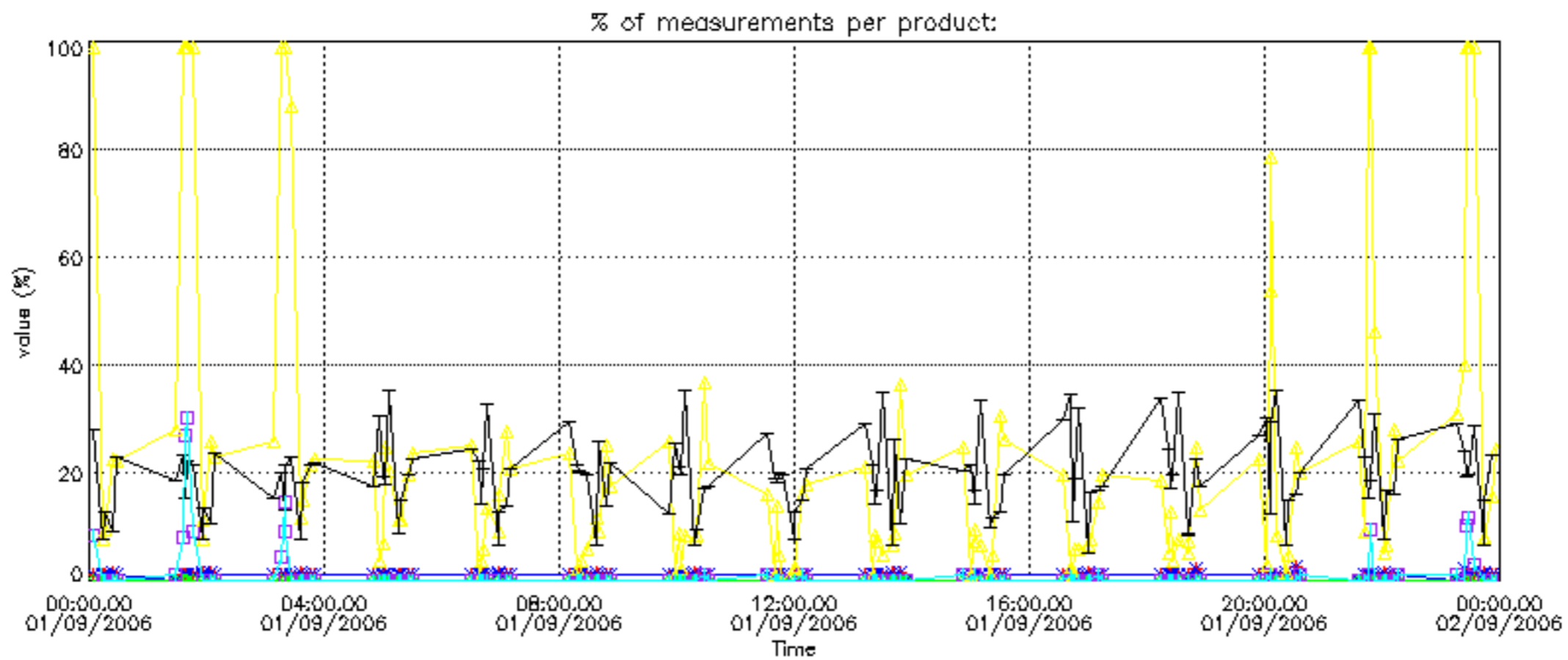
Percentage of flagged data per NO2 profile

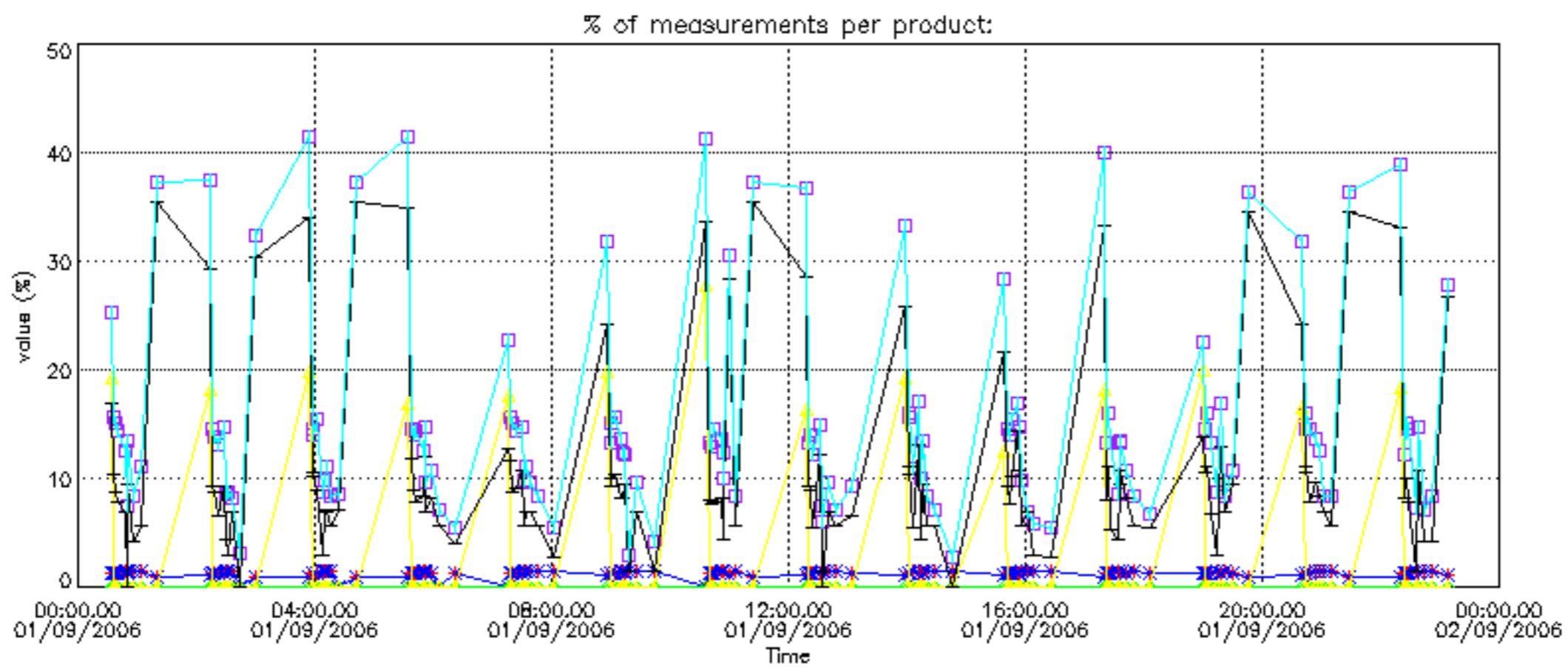


Percentage of flagged data per NO3 profile

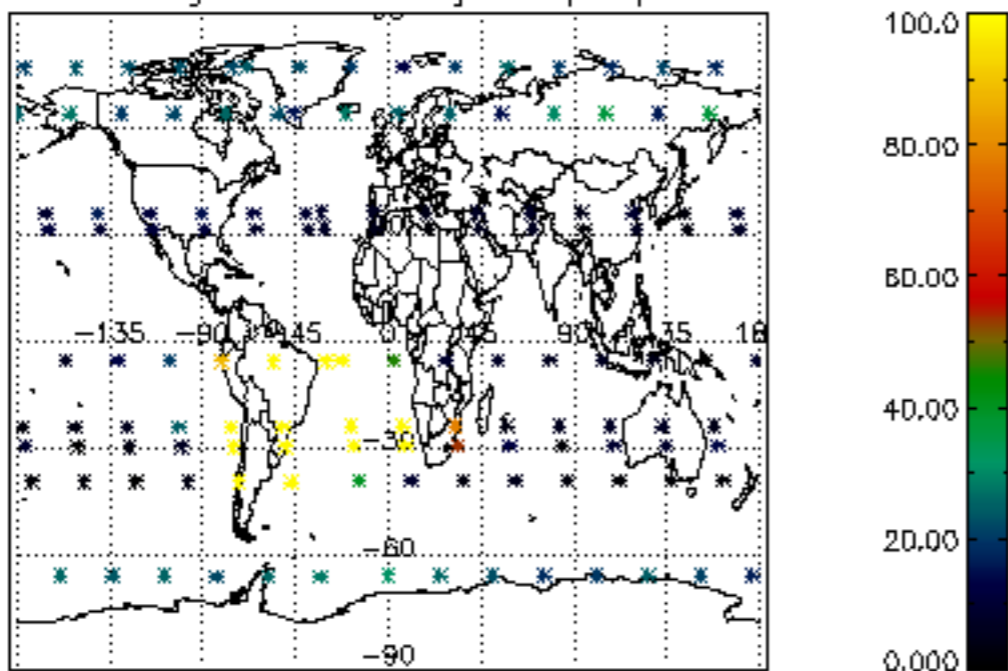




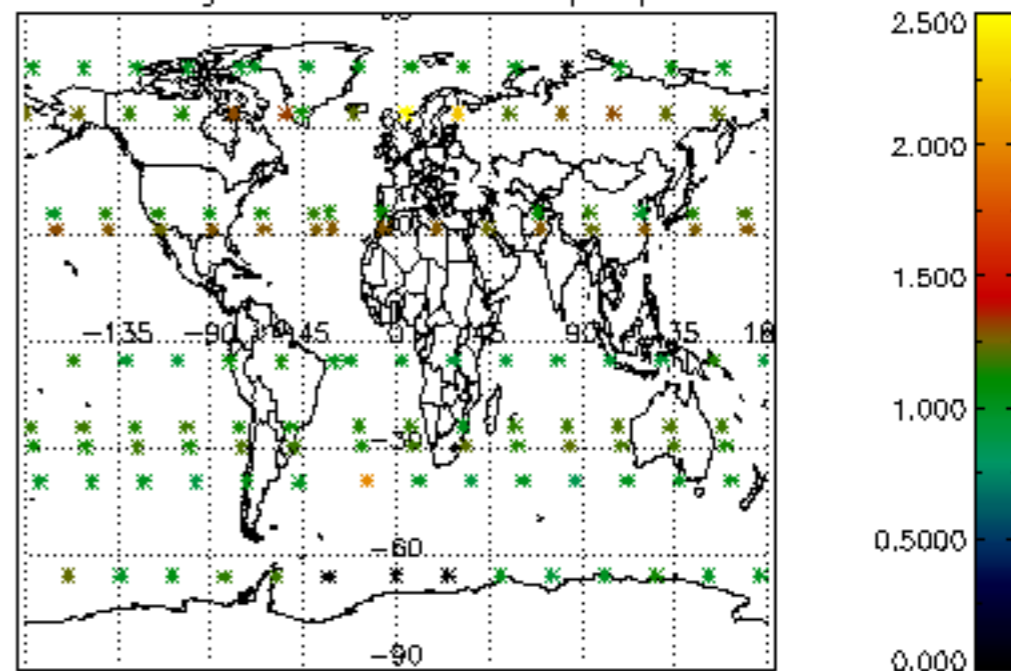




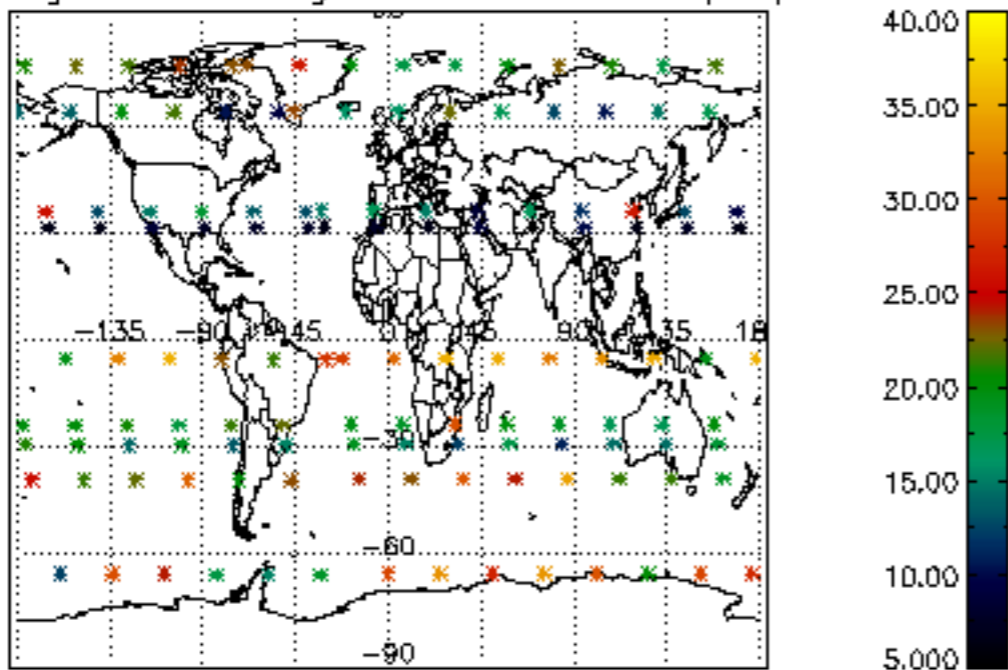
Percentage of cosmic ray hits per profile



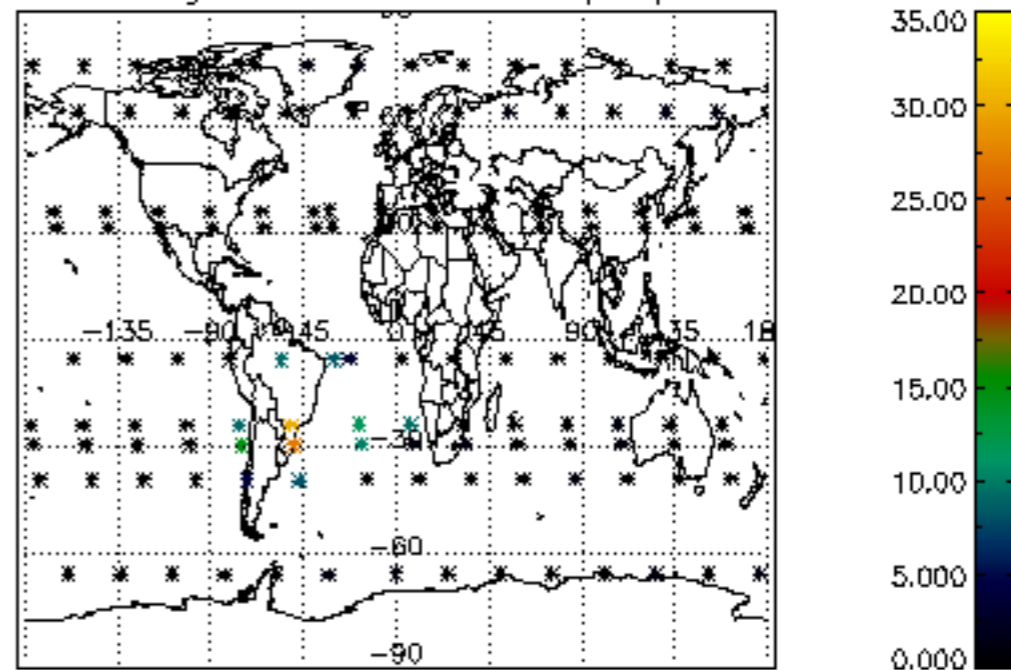
Percentage of datation errors per profile



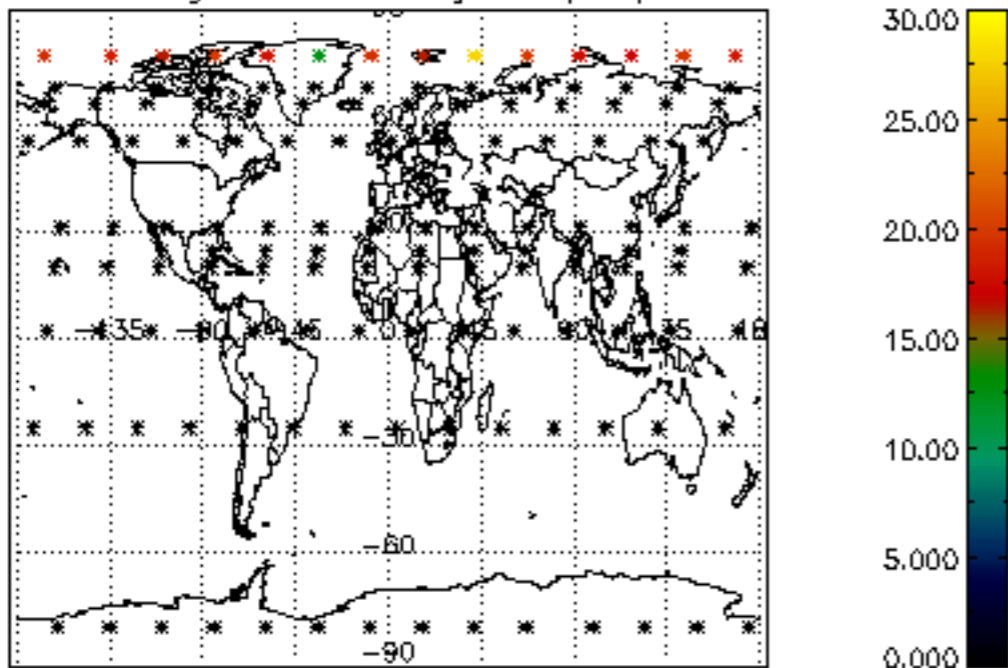
Percentage of star falling outside central band per profile



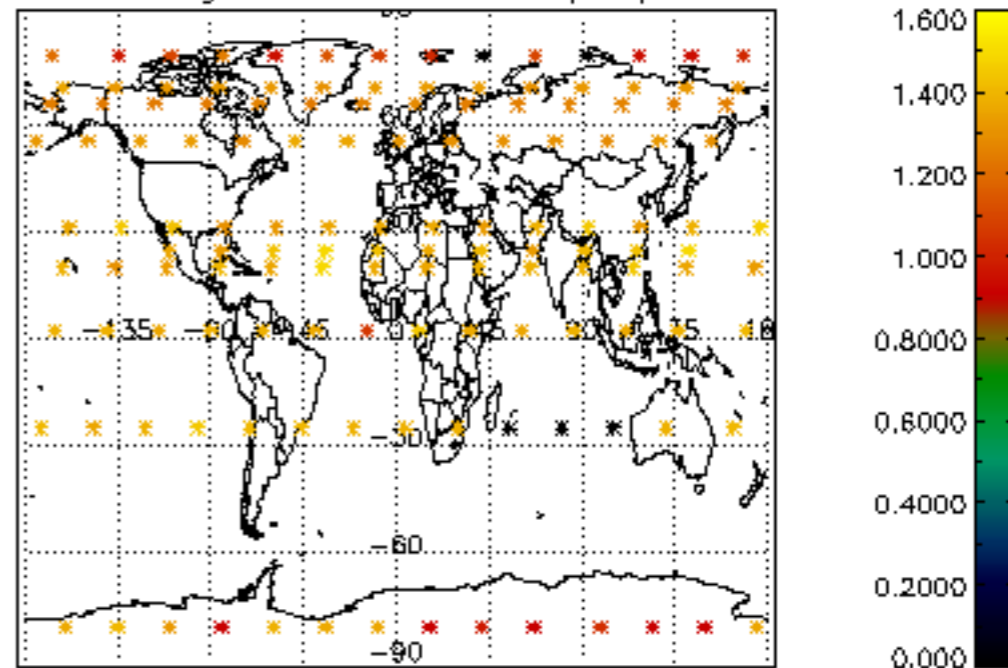
Percentage of saturation errors per profile



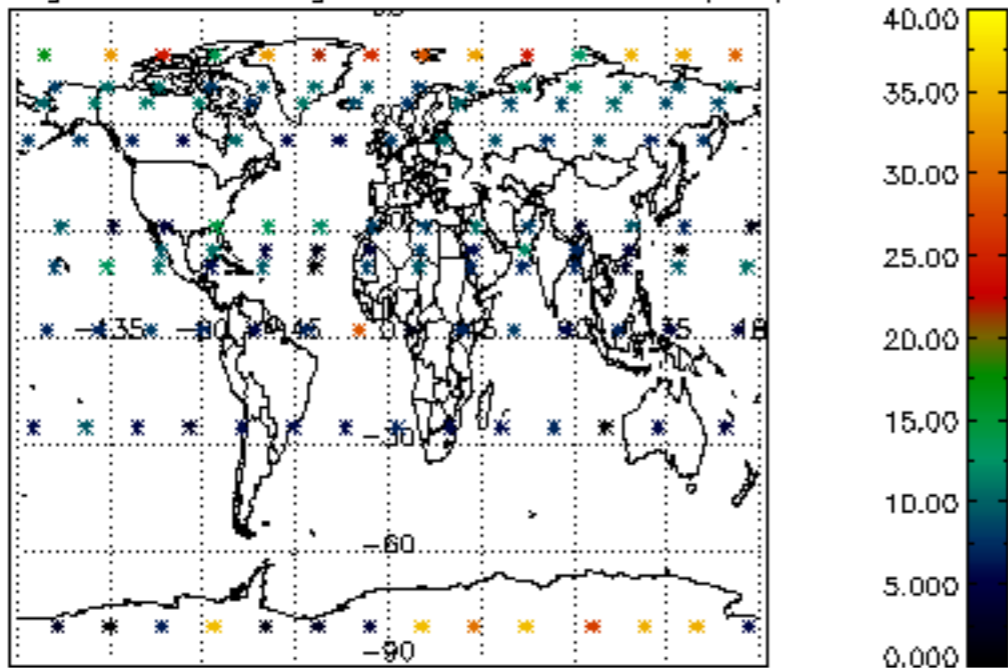
Percentage of cosmic ray hits per profile



Percentage of datation errors per profile



Percentage of star falling outside central band per profile



Percentage of saturation errors per profile

