

GOMOS Level 2 Daily Report

SUMMARY

[1. General Info](#)

[2. Summary of processed GOM_NL_2P products](#)

[3. Level 2 Quality information per product](#)

[3.1 Plot of level 2 quality information per product \(time dependant\)](#)

[3.2 Plot of level 2 quality information per product \(world map\)](#)

[4. Level 1 Quality information per product \(stored on level 2 products\)](#)

[4.1 Plot of level 1 quality information per product \(time dependant\)](#)

[4.1.1 Plot of level 1 quality information per product \(time dependant\): ASCENDING](#)

[4.1.2 Plot of level 1 quality information per product \(time dependant\): DESCENDING](#)

[4.2 Plot of level 1 quality information per product \(world map\)](#)

[4.2.1 Plot of level 1 quality information per product \(world map\): ASCENDING](#)

[4.2.2 Plot of level 1 quality information per product \(world map\): DESCENDING](#)

[5. Ozone profiles based on quality statistics and other trace gas profiles](#)

[5.1 Ozone statistics based on quality of products](#)

[5.2 Plot ozone profiles for all STD \(dark without errors\)](#)

[5.3 Plot ozone profiles where STD < 20% \(dark without errors\)](#)

[5.4. Plot ozone profiles where STD < 10% \(dark without errors\)](#)

[5.5. Plot ozone profiles where STD < 5% \(dark without errors\)](#)

[5.6 Plot NO2 profiles for all STD \(dark without errors\)](#)

[5.7 Plot NO3 profiles for all STD \(dark without errors\)](#)

[5.8 Plot H2O profiles \(only for occultations of stars 1,2,3,4,13,14,16,26,63 dark without errors\) for all STD](#)

[6. Auxiliary Data Files used for the production reported in section 2](#)

This report presents the daily analysis on parameters extracted from GOMOS level 2 data (GOM_NL__2P). It is intended to monitor some important parameters that will impact the quality of these products. A list of level 2 products (and content) that have arrived during the reporting day to the PCF is also given.

Item	Value
Time of report generation	24APR2013 03:45:57
Data source version	GOMOS/6.01
Start time of products	30-08-2006 (30AUG2006 00:00:00)
Stop time of products	31-08-2006 (31AUG2006 00:00:00)
Store outputs in DB	Yes
Nb of level 2 prods	286
Nb of prods with errors	0

2. Summary of processed GOM_NL__2P products.

Nr	Filename	UTC Start time	Limb	Duration	Star Id	Star Name	Star Mag	Star Temp	Nb Meas	Orbit	Prod. error
1	GOM_NL__2PRFIN20060830_000020_000000412050_00417_23517_1657.N1	30-AUG-2006 00:00:20	Bright	41.000	162	34Alp Aqr	2.9440	5350.0	82	23517	No
2	GOM_NL__2PRFIN20060830_000321_000000382050_00417_23517_1658.N1	30-AUG-2006 00:03:21	Bright	38.000	61	8Eps Peg	2.1000	3900.0	76	23517	No
3	GOM_NL__2PRFIN20060830_001010_000000342050_00417_23517_1659.N1	30-AUG-2006 00:10:10	Bright	34.000	92	53Eps Cyg	2.5000	4500.0	68	23517	No
4	GOM_NL__2PRFIN20060830_001201_000000372050_00417_23517_1660.N1	30-AUG-2006 00:12:01	Bright	36.500	66	37Gam Cyg	2.2080	5900.0	73	23517	No
5	GOM_NL__2PRFIN20060830_001321_000000372050_00417_23517_1661.N1	30-AUG-2006 00:13:21	Bright	37.000	19	50Alp Cyg	1.2460	10500.	74	23517	No
6	GOM_NL__2PRFIN20060830_001823_000000372050_00417_23517_1662.N1	30-AUG-2006 00:18:23	Bright	36.500	89	5Alp Cep	2.4510	8000.0	73	23517	No
7	GOM_NL__2PRFIN20060830_002559_000000332050_00417_23517_1663.N1	30-AUG-2006 00:25:59	Bright	32.500	49	1Alp UMi	1.9900	6300.0	65	23517	No
8	GOM_NL__2PRFIN20060830_004252_000000372050_00417_23517_1664.N1	30-AUG-2006 00:42:52	Bright	36.500	24	66Alp Gem	1.5800	10200.	73	23517	No
9	GOM_NL__2PRFIN20060830_005029_000000432050_00417_23517_1665.N1	30-AUG-2006 00:50:29	Twilight	42.500	8	10Alp CMi	0.40000	6500.0	85	23517	No
10	GOM_NL__2PRFIN20060830_005759_000000472050_00417_23517_1666.N1	30-AUG-2006 00:57:59	Dark	46.500	1	9Alp CMa	-1.4400	11000.	93	23517	No
11	GOM_NL__2PRFIN20060830_005920_000000412050_00417_23517_1667.N1	30-AUG-2006 00:59:20	Dark	40.500	179	24Omi2CMa	3.0320	24000.	81	23517	No
12	GOM_NL__2PRFIN20060830_010048_000000432050_00417_23517_1668.N1	30-AUG-2006 01:00:48	Dark	43.000	23	21Eps CMa	1.5020	26000.	86	23517	No
13	GOM_NL__2PRFIN20060830_010227_000000442050_00417_23517_1669.N1	30-AUG-2006 01:02:27	Dark	44.000	117	Pi Pup	2.7060	3800.0	88	23517	No
14	GOM_NL__2PRFIN20060830_010735_000000532050_00417_23517_1670.N1	30-AUG-2006 01:07:35	Dark	53.000	2	Alp Car	-0.73600	7000.0	106	23517	No
15	GOM_NL__2PRFIN20060830_011750_000000402050_00418_23518_1393.N1	30-AUG-2006 01:17:50	Dark	40.000	143	Alp Hyi	2.8570	7200.0	80	23518	No
16	GOM_NL__2PRFIN20060830_011905_000000442050_00418_23518_1394.N1	30-AUG-2006 01:19:05	Dark	43.500	9	Alp Eri	0.45300	24000.	87	23518	No
17	GOM_NL__2PRFIN20060830_012716_000000402050_00418_23518_1395.N1	30-AUG-2006 01:27:16	Straylight	39.500	31	Alp Gru	1.7340	15200.	79	23518	No
18	GOM_NL__2PRFIN20060830_013120_000000502050_00418_23518_1396.N1	30-AUG-2006 01:31:20	Straylight	50.000	18	24Alp PsA	1.1660	9700.0	100	23518	No
19	GOM_NL__2PRFIN20060830_013615_000000542050_00418_23518_1397.N1	30-AUG-2006 01:36:15	Bright	54.000	142	49Del Cap	2.8500	8900.0	108	23518	No
20	GOM_NL__2PRFIN20060830_013925_000000382050_00418_23518_1398.N1	30-AUG-2006 01:39:25	Bright	38.000	154	22Bet Aqr	2.8990	5700.0	76	23518	No
21	GOM_NL__2PRFIN20060830_014056_000000412050_00418_23518_1399.N1	30-AUG-2006 01:40:56	Bright	40.500	162	34Alp Aqr	2.9440	5350.0	81	23518	No
22	GOM_NL__2PRFIN20060830_014357_000000392050_00418_23518_1400.N1	30-AUG-2006 01:43:57	Bright	38.500	61	8Eps Peg	2.1000	3900.0	77	23518	No
23	GOM_NL__2PRFIN20060830_015046_000000372050_00418_23518_1401.N1	30-AUG-2006 01:50:46	Bright	37.000	92	53Eps Cyg	2.5000	4500.0	74	23518	No
24	GOM_NL__2PRFIN20060830_015237_000000372050_00418_23518_1402.N1	30-AUG-2006 01:52:37	Bright	37.000	66	37Gam Cyg	2.2080	5900.0	74	23518	No
25	GOM_NL__2PRFIN20060830_015357_000000362050_00418_23518_1403.N1	30-AUG-2006 01:53:57	Bright	36.000	19	50Alp Cyg	1.2460	10500.	72	23518	No
26	GOM_NL__2PRFIN20060830_015859_000000372050_00418_23518_1404.N1	30-AUG-2006 01:58:59	Bright	37.000	89	5Alp Cep	2.4510	8000.0	74	23518	No
27	GOM_NL__2PRFIN20060830_020635_000000352050_00418_23518_1405.N1	30-AUG-2006 02:06:35	Bright	35.000	49	1Alp UMi	1.9900	6300.0	70	23518	No
28	GOM_NL__2PRFIN20060830_022328_000000352050_00418_23518_1406.N1	30-AUG-2006 02:23:28	Bright	34.500	24	66Alp Gem	1.5800	10200.	69	23518	No
29	GOM_NL__2PRFIN20060830_023106_000000532050_00418_23518_1407.N1	30-AUG-2006 02:31:06	Twilight	53.000	8	10Alp CMi	0.40000	6500.0	106	23518	No
30	GOM_NL__2PRFIN20060830_023836_000000482050_00418_23518_1408.N1	30-AUG-2006 02:38:36	Dark	48.000	1	9Alp CMa	-1.4400	11000.	96	23518	No
31	GOM_NL__2PRFIN20060830_023956_000000392050_00418_23518_1409.N1	30-AUG-2006 02:39:56	Dark	39.000	179	24Omi2CMa	3.0320	24000.	78	23518	No
32	GOM_NL__2PRFIN20060830_024124_000000432050_00418_23518_1410.N1	30-AUG-2006 02:41:24	Dark	42.500	23	21Eps CMa	1.5020	26000.	85	23518	No
33	GOM_NL__2PRFIN20060830_024303_000000402050_00418_23518_1411.N1	30-AUG-2006 02:43:03	Dark	40.000	117	Pi Pup	2.7060	3800.0	80	23518	No
34	GOM_NL__2PRFIN20060830_024811_000000452050_00418_23518_1412.N1	30-AUG-2006 02:48:11	Dark	45.000	2	Alp Car	-0.73600	7000.0	90	23518	No
35	GOM_NL__2PRFIN20060830_025826_000000412050_00419_23519_1394.N1	30-AUG-2006 02:58:26	Dark	40.500	143	Alp Hyi	2.8570	7200.0	81	23519	No
36	GOM_NL__2PRFIN20060830_025941_000000432050_00419_23519_1395.N1	30-AUG-2006 02:59:41	Dark	43.000	9	Alp Eri	0.45300	24000.	86	23519	No
37	GOM_NL__2PRFIN20060830_030753_000000432050_00419_23519_1396.N1	30-AUG-2006 03:07:53	Straylight	43.000	31	Alp Gru	1.7340	15200.	86	23519	No
38	GOM_NL__2PRFIN20060830_031157_000000502050_00419_23519_1397.N1	30-AUG-2006 03:11:57	Straylight	50.000	18	24Alp PsA	1.1660	9700.0	100	23519	No
39	GOM_NL__2PRFIN20060830_031651_000000462050_00419_23519_1398.N1	30-AUG-2006 03:16:51	Bright	45.500	142	49Del Cap	2.8500	8900.0	91	23519	No
40	GOM_NL__2PRFIN20060830_032001_000000392050_00419_23519_1399.N1	30-AUG-2006 03:20:01	Bright	38.500	154	22Bet Aqr	2.8990	5700.0	77	23519	No
41	GOM_NL__2PRFIN20060830_032132_000000412050_00419_23519_1400.N1	30-AUG-2006 03:21:32	Bright	40.500	162	34Alp Aqr	2.9440	5350.0	81	23519	No
42	GOM_NL__2PRFIN20060830_032433_000000392050_00419_23519_1401.N1	30-AUG-2006 03:24:33	Bright	39.000	61	8Eps Peg	2.1000	3900.0	78	23519	No

43	GOM_NL__2PRFIN20060830_033122_000000372050_00419_23519_1402.N1	30-AUG-2006 03:31:22	Bright	37.000	92	53Eps Cyg	2.5000	4500.0	74	23519	No
44	GOM_NL__2PRFIN20060830_033313_000000372050_00419_23519_1403.N1	30-AUG-2006 03:33:13	Bright	36.500	66	37Gam Cyg	2.2080	5900.0	73	23519	No
45	GOM_NL__2PRFIN20060830_033433_000000362050_00419_23519_1404.N1	30-AUG-2006 03:34:33	Bright	36.000	19	50Alp Cyg	1.2460	10500.	72	23519	No
46	GOM_NL__2PRFIN20060830_033934_000000362050_00419_23519_1405.N1	30-AUG-2006 03:39:34	Bright	35.500	89	5Alp Cep	2.4510	8000.0	71	23519	No
47	GOM_NL__2PRFIN20060830_034711_000000342050_00419_23519_1406.N1	30-AUG-2006 03:47:11	Bright	33.500	49	1Alp UMi	1.9900	6300.0	67	23519	No
48	GOM_NL__2PRFIN20060830_040404_000000352050_00419_23519_1407.N1	30-AUG-2006 04:04:04	Bright	35.000	24	66Alp Gem	1.5800	10200.	70	23519	No
49	GOM_NL__2PRFIN20060830_041142_000000482050_00419_23519_1408.N1	30-AUG-2006 04:11:42	Twilight	47.500	8	10Alp CMi	0.40000	6500.0	95	23519	No
50	GOM_NL__2PRFIN20060830_041912_000000492050_00419_23519_1409.N1	30-AUG-2006 04:19:12	Dark	49.000	1	9Alp CMa	-1.4400	11000.	98	23519	No
51	GOM_NL__2PRFIN20060830_042032_000000402050_00419_23519_1410.N1	30-AUG-2006 04:20:32	Dark	40.000	179	24Omi2CMa	3.0320	24000.	80	23519	No
52	GOM_NL__2PRFIN20060830_042201_000000442050_00419_23519_1411.N1	30-AUG-2006 04:22:01	Dark	44.000	23	21Eps CMa	1.5020	26000.	88	23519	No
53	GOM_NL__2PRFIN20060830_042339_000000432050_00419_23519_1412.N1	30-AUG-2006 04:23:39	Dark	42.500	117	Pi Pup	2.7060	3800.0	85	23519	No
54	GOM_NL__2PRFIN20060830_042847_000000472050_00419_23519_1413.N1	30-AUG-2006 04:28:47	Dark	46.500	2	Alp Car	-0.73600	7000.0	93	23519	No
55	GOM_NL__2PRFIN20060830_043903_000000392050_00420_23520_1396.N1	30-AUG-2006 04:39:03	Dark	39.000	143	Alp Hyi	2.8570	7200.0	78	23520	No
56	GOM_NL__2PRFIN20060830_044018_000000442050_00420_23520_1397.N1	30-AUG-2006 04:40:18	Dark	43.500	9	Alp Eri	0.45300	24000.	87	23520	No
57	GOM_NL__2PRFIN20060830_044829_000000382050_00420_23520_1398.N1	30-AUG-2006 04:48:29	Straylight	38.000	31	Alp Gru	1.7340	15200.	76	23520	No
58	GOM_NL__2PRFIN20060830_045233_000000462050_00420_23520_1399.N1	30-AUG-2006 04:52:33	Straylight	46.000	18	24Alp PsA	1.1660	9700.0	92	23520	No
59	GOM_NL__2PRFIN20060830_045727_000000462050_00420_23520_1400.N1	30-AUG-2006 04:57:27	Bright	45.500	142	49Del Cap	2.8500	8900.0	91	23520	No
60	GOM_NL__2PRFIN20060830_050037_000000392050_00420_23520_1401.N1	30-AUG-2006 05:00:37	Bright	39.000	154	22Bet Aqr	2.8990	5700.0	78	23520	No
61	GOM_NL__2PRFIN20060830_050208_000000402050_00420_23520_1402.N1	30-AUG-2006 05:02:08	Bright	40.000	162	34Alp Aqr	2.9440	5350.0	80	23520	No
62	GOM_NL__2PRFIN20060830_050509_000000402050_00420_23520_1403.N1	30-AUG-2006 05:05:09	Bright	39.500	61	8Eps Peg	2.1000	3900.0	79	23520	No
63	GOM_NL__2PRFIN20060830_051158_000000352050_00420_23520_1404.N1	30-AUG-2006 05:11:58	Bright	35.000	92	53Eps Cyg	2.5000	4500.0	70	23520	No
64	GOM_NL__2PRFIN20060830_051349_000000362050_00420_23520_1405.N1	30-AUG-2006 05:13:49	Bright	35.500	66	37Gam Cyg	2.2080	5900.0	71	23520	No
65	GOM_NL__2PRFIN20060830_051509_000000362050_00420_23520_1406.N1	30-AUG-2006 05:15:09	Bright	35.500	19	50Alp Cyg	1.2460	10500.	71	23520	No
66	GOM_NL__2PRFIN20060830_052010_000000362050_00420_23520_1407.N1	30-AUG-2006 05:20:10	Bright	36.000	89	5Alp Cep	2.4510	8000.0	72	23520	No
67	GOM_NL__2PRFIN20060830_052746_000000352050_00420_23520_1408.N1	30-AUG-2006 05:27:46	Bright	35.000	49	1Alp UMi	1.9900	6300.0	70	23520	No
68	GOM_NL__2PRFIN20060830_054440_000000382050_00420_23520_1409.N1	30-AUG-2006 05:44:40	Bright	38.000	24	66Alp Gem	1.5800	10200.	76	23520	No
69	GOM_NL__2PRFIN20060830_055218_000000462050_00420_23520_1410.N1	30-AUG-2006 05:52:18	Twilight	46.000	8	10Alp CMi	0.40000	6500.0	92	23520	No
70	GOM_NL__2PRFIN20060830_055949_000000472050_00420_23520_1411.N1	30-AUG-2006 05:59:49	Dark	47.000	1	9Alp CMa	-1.4400	11000.	94	23520	No
71	GOM_NL__2PRFIN20060830_060109_000000402050_00420_23520_1412.N1	30-AUG-2006 06:01:09	Dark	40.000	179	24Omi2CMa	3.0320	24000.	80	23520	No
72	GOM_NL__2PRFIN20060830_060237_000000412050_00420_23520_1413.N1	30-AUG-2006 06:02:37	Dark	41.000	23	21Eps CMa	1.5020	26000.	82	23520	No
73	GOM_NL__2PRFIN20060830_060415_000000442050_00420_23520_1414.N1	30-AUG-2006 06:04:15	Dark	44.000	117	Pi Pup	2.7060	3800.0	88	23520	No
74	GOM_NL__2PRFIN20060830_060924_000000502050_00420_23520_1415.N1	30-AUG-2006 06:09:24	Dark	50.000	2	Alp Car	-0.73600	7000.0	100	23520	No
75	GOM_NL__2PRFIN20060830_061939_000000412050_00421_23521_1397.N1	30-AUG-2006 06:19:39	Dark	40.500	143	Alp Hyi	2.8570	7200.0	81	23521	No
76	GOM_NL__2PRFIN20060830_062055_000000452050_00421_23521_1398.N1	30-AUG-2006 06:20:55	Dark	45.000	9	Alp Eri	0.45300	24000.	90	23521	No
77	GOM_NL__2PRFIN20060830_062905_000000412050_00421_23521_1399.N1	30-AUG-2006 06:29:05	Straylight	40.500	31	Alp Gru	1.7340	15200.	81	23521	No
78	GOM_NL__2PRFIN20060830_063309_000000492050_00421_23521_1400.N1	30-AUG-2006 06:33:09	Straylight	49.000	18	24Alp PsA	1.1660	9700.0	98	23521	No
79	GOM_NL__2PRFIN20060830_063803_000000442050_00421_23521_1401.N1	30-AUG-2006 06:38:03	Bright	43.500	142	49Del Cap	2.8500	8900.0	87	23521	No
80	GOM_NL__2PRFIN20060830_064113_000000382050_00421_23521_1402.N1	30-AUG-2006 06:41:13	Bright	38.000	154	22Bet Aqr	2.8990	5700.0	76	23521	No
81	GOM_NL__2PRFIN20060830_064244_000000402050_00421_23521_1403.N1	30-AUG-2006 06:42:44	Bright	40.000	162	34Alp Aqr	2.9440	5350.0	80	23521	No
82	GOM_NL__2PRFIN20060830_064545_000000402050_00421_23521_1404.N1	30-AUG-2006 06:45:45	Bright	40.000	61	8Eps Peg	2.1000	3900.0	80	23521	No
83	GOM_NL__2PRFIN20060830_065234_000000372050_00421_23521_1405.N1	30-AUG-2006 06:52:34	Bright	36.500	92	53Eps Cyg	2.5000	4500.0	73	23521	No
84	GOM_NL__2PRFIN20060830_065425_000000362050_00421_23521_1406.N1	30-AUG-2006 06:54:25	Bright	36.000	66	37Gam Cyg	2.2080	5900.0	72	23521	No
85	GOM_NL__2PRFIN20060830_065545_000000382050_00421_23521_1407.N1	30-AUG-2006 06:55:45	Bright	37.500	19	50Alp Cyg	1.2460	10500.	75	23521	No
86	GOM_NL__2PRFIN20060830_070046_000000402050_00421_23521_1408.N1	30-AUG-2006 07:00:46	Bright	40.000	89	5Alp Cep	2.4510	8000.0	80	23521	No
87	GOM_NL__2PRFIN20060830_070822_000000362050_00421_23521_1409.N1	30-AUG-2006 07:08:22	Bright	35.500	49	1Alp UMi	1.9900	6300.0	71	23521	No
88	GOM_NL__2PRFIN20060830_072516_000000372050_00421_23521_1410.N1	30-AUG-2006 07:25:16	Bright	37.000	24	66Alp Gem	1.5800	10200.	74	23521	No
89	GOM_NL__2PRFIN20060830_073254_000000522050_00421_23521_1411.N1	30-AUG-2006 07:32:54	Twilight	51.500	8	10Alp CMi	0.40000	6500.0	103	23521	No
90	GOM_NL__2PRFIN20060830_074025_000000522050_00421_23521_1412.N1	30-AUG-2006 07:40:25	Dark	52.000	1	9Alp CMa	-1.4400	11000.	104	23521	No
91	GOM_NL__2PRFIN20060830_074145_000000412050_00421_23521_1413.N1	30-AUG-2006 07:41:45	Dark	40.500	179	24Omi2CMa	3.0320	24000.	81	23521	No
92	GOM_NL__2PRFIN20060830_074313_000000402050_00421_23521_1414.N1	30-AUG-2006 07:43:13	Dark	39.500	23	21Eps CMa	1.5020	26000.	79	23521	No
93	GOM_NL__2PRFIN20060830_074452_000000422050_00421_23521_1415.N1	30-AUG-2006 07:44:52	Dark	41.500	117	Pi Pup	2.7060	3800.0	83	23521	No
94	GOM_NL__2PRFIN20060830_075000_000000532050_00421_23521_1416.N1	30-AUG-2006 07:50:00	Dark	52.500	2	Alp Car	-0.73600	7000.0	105	23521	No
95	GOM_NL__2PRFIN20060830_080016_000000392050_00422_23522_1398.N1	30-AUG-2006 08:00:16	Dark	39.000	143	Alp Hyi	2.8570	7200.0	78	23522	No
96	GOM_NL__2PRFIN20060830_080131_000000512050_00422_23522_1399.N1	30-AUG-2006 08:01:31	Dark	50.500	9	Alp Eri	0.45300	24000.	101	23522	No
97	GOM_NL__2PRFIN20060830_080941_000000422050_00422_23522_1400.N1	30-AUG-2006 08:09:41	Straylight	42.000	31	Alp Gru	1.7340	15200.	84	23522	No
98	GOM_NL__2PRFIN20060830_081345_000000482050_00422_23522_1401.N1	30-AUG-2006 08:13:45	Straylight	48.000	18	24Alp PsA	1.1660	9700.0	96	23522	No
99	GOM_NL__2PRFIN20060830_081839_000000472050_00422_23522_1402.N1	30-AUG-2006 08:18:39	Bright	47.000	142	49Del Cap	2.8500	8900.0	94	23522	No
100	GOM_NL__2PRFIN20060830_082149_000000392050_00422_23522_1403.N1	30-AUG-2006 08:21:49	Bright	39.000	154	22Bet Aqr	2.8990	5700.0	78	23522	No
101	GOM_NL__2PRFIN20060830_082320_000000402050_00422_23522_1404.N1	30-AUG-2006 08:23:20	Bright	39.500	162	34Alp Aqr	2.9440	5350.0	79	23522	No

102	GOM_NL__2PRFIN20060830_082621_000000392050_00422_23522_1405.N1	30-AUG-2006 08:26:21	Bright	38.500	61	8Eps Peg	2.1000	3900.0	77	23522	No
103	GOM_NL__2PRFIN20060830_083310_000000342050_00422_23522_1406.N1	30-AUG-2006 08:33:10	Bright	34.000	92	53Eps Cyg	2.5000	4500.0	68	23522	No
104	GOM_NL__2PRFIN20060830_083501_000000342050_00422_23522_1407.N1	30-AUG-2006 08:35:01	Bright	34.000	66	37Gam Cyg	2.2080	5900.0	68	23522	No
105	GOM_NL__2PRFIN20060830_083621_000000352050_00422_23522_1408.N1	30-AUG-2006 08:36:21	Bright	34.500	19	50Alp Cyg	1.2460	10500.	69	23522	No
106	GOM_NL__2PRFIN20060830_084122_000000532050_00422_23522_1409.N1	30-AUG-2006 08:41:22	Bright	53.000	89	5Alp Cep	2.4510	8000.0	106	23522	No
107	GOM_NL__2PRFIN20060830_084858_000000342050_00422_23522_1410.N1	30-AUG-2006 08:48:58	Bright	34.000	49	1Alp UMi	1.9900	6300.0	68	23522	No
108	GOM_NL__2PRFIN20060830_090552_000000372050_00422_23522_1411.N1	30-AUG-2006 09:05:52	Bright	37.000	24	66Alp Gem	1.5800	10200.	74	23522	No
109	GOM_NL__2PRFIN20060830_091330_000000442050_00422_23522_1412.N1	30-AUG-2006 09:13:30	Twilight	43.500	8	10Alp CMi	0.40000	6500.0	87	23522	No
110	GOM_NL__2PRFIN20060830_092102_000000482050_00422_23522_1413.N1	30-AUG-2006 09:21:02	Dark	48.000	1	9Alp CMa	-1.4400	11000.	96	23522	No
111	GOM_NL__2PRFIN20060830_092221_000000392050_00422_23522_1414.N1	30-AUG-2006 09:22:21	Dark	39.000	179	24Omi2CMa	3.0320	24000.	78	23522	No
112	GOM_NL__2PRFIN20060830_092350_000000422050_00422_23522_1415.N1	30-AUG-2006 09:23:50	Dark	42.000	23	21Eps CMa	1.5020	26000.	84	23522	No
113	GOM_NL__2PRFIN20060830_092528_000000402050_00422_23522_1416.N1	30-AUG-2006 09:25:28	Dark	40.000	117	Pi Pup	2.7060	3800.0	80	23522	No
114	GOM_NL__2PRFIN20060830_093037_000000492050_00422_23522_1417.N1	30-AUG-2006 09:30:37	Dark	48.500	2	Alp Car	-0.73600	7000.0	97	23522	No
115	GOM_NL__2PRFIN20060830_094052_000000412050_00423_23523_1399.N1	30-AUG-2006 09:40:52	Dark	40.500	143	Alp Hyi	2.8570	7200.0	81	23523	No
116	GOM_NL__2PRFIN20060830_094208_000000442050_00423_23523_1400.N1	30-AUG-2006 09:42:08	Dark	43.500	9	Alp Eri	0.45300	24000.	87	23523	No
117	GOM_NL__2PRFIN20060830_095017_000000422050_00423_23523_1401.N1	30-AUG-2006 09:50:17	Straylight	41.500	31	Alp Gru	1.7340	15200.	83	23523	No
118	GOM_NL__2PRFIN20060830_095421_000000482050_00423_23523_1402.N1	30-AUG-2006 09:54:21	Straylight	48.000	18	24Alp PsA	1.1660	9700.0	96	23523	No
119	GOM_NL__2PRFIN20060830_095915_000000442050_00423_23523_1403.N1	30-AUG-2006 09:59:15	Bright	43.500	142	49Del Cap	2.8500	8900.0	87	23523	No
120	GOM_NL__2PRFIN20060830_100225_000000392050_00423_23523_1404.N1	30-AUG-2006 10:02:25	Bright	39.000	154	22Bet Aqr	2.8990	5700.0	78	23523	No
121	GOM_NL__2PRFIN20060830_100356_000000402050_00423_23523_1405.N1	30-AUG-2006 10:03:56	Bright	39.500	162	34Alp Aqr	2.9440	5350.0	79	23523	No
122	GOM_NL__2PRFIN20060830_100656_000000402050_00423_23523_1406.N1	30-AUG-2006 10:06:56	Bright	39.500	61	8Eps Peg	2.1000	3900.0	79	23523	No
123	GOM_NL__2PRFIN20060830_101346_000000372050_00423_23523_1407.N1	30-AUG-2006 10:13:46	Bright	37.000	92	53Eps Cyg	2.5000	4500.0	74	23523	No
124	GOM_NL__2PRFIN20060830_101537_000000372050_00423_23523_1408.N1	30-AUG-2006 10:15:37	Bright	36.500	66	37Gam Cyg	2.2080	5900.0	73	23523	No
125	GOM_NL__2PRFIN20060830_101657_000000382050_00423_23523_1409.N1	30-AUG-2006 10:16:57	Bright	38.000	19	50Alp Cyg	1.2460	10500.	76	23523	No
126	GOM_NL__2PRFIN20060830_102158_000000362050_00423_23523_1410.N1	30-AUG-2006 10:21:58	Bright	36.000	89	5Alp Cep	2.4510	8000.0	72	23523	No
127	GOM_NL__2PRFIN20060830_102934_000000372050_00423_23523_1411.N1	30-AUG-2006 10:29:34	Bright	36.500	49	1Alp UMi	1.9900	6300.0	73	23523	No
128	GOM_NL__2PRFIN20060830_104628_000000382050_00423_23523_1412.N1	30-AUG-2006 10:46:28	Bright	38.000	24	66Alp Gem	1.5800	10200.	76	23523	No
129	GOM_NL__2PRFIN20060830_105406_000000452050_00423_23523_1413.N1	30-AUG-2006 10:54:06	Twilight	44.500	8	10Alp CMi	0.40000	6500.0	89	23523	No
130	GOM_NL__2PRFIN20060830_110138_000000512050_00423_23523_1414.N1	30-AUG-2006 11:01:38	Dark	50.500	1	9Alp CMa	-1.4400	11000.	101	23523	No
131	GOM_NL__2PRFIN20060830_110258_000000422050_00423_23523_1415.N1	30-AUG-2006 11:02:58	Dark	41.500	179	24Omi2CMa	3.0320	24000.	83	23523	No
132	GOM_NL__2PRFIN20060830_110426_000000422050_00423_23523_1416.N1	30-AUG-2006 11:04:26	Dark	41.500	23	21Eps CMa	1.5020	26000.	83	23523	No
133	GOM_NL__2PRFIN20060830_110604_000000422050_00423_23523_1417.N1	30-AUG-2006 11:06:04	Dark	42.000	117	Pi Pup	2.7060	3800.0	84	23523	No
134	GOM_NL__2PRFIN20060830_111113_000000482050_00423_23523_1418.N1	30-AUG-2006 11:11:13	Dark	47.500	2	Alp Car	-0.73600	7000.0	95	23523	No
135	GOM_NL__2PRFIN20060830_112129_000000412050_00424_23524_1400.N1	30-AUG-2006 11:21:29	Dark	40.500	143	Alp Hyi	2.8570	7200.0	81	23524	No
136	GOM_NL__2PRFIN20060830_112244_000000442050_00424_23524_1401.N1	30-AUG-2006 11:22:44	Dark	44.000	9	Alp Eri	0.45300	24000.	88	23524	No
137	GOM_NL__2PRFIN20060830_113054_000000412050_00424_23524_1402.N1	30-AUG-2006 11:30:54	Straylight	41.000	31	Alp Gru	1.7340	15200.	82	23524	No
138	GOM_NL__2PRFIN20060830_113458_000000492050_00424_23524_1403.N1	30-AUG-2006 11:34:58	Straylight	48.500	18	24Alp PsA	1.1660	9700.0	97	23524	No
139	GOM_NL__2PRFIN20060830_113951_000000452050_00424_23524_1404.N1	30-AUG-2006 11:39:51	Bright	45.000	142	49Del Cap	2.8500	8900.0	90	23524	No
140	GOM_NL__2PRFIN20060830_114301_000000392050_00424_23524_1405.N1	30-AUG-2006 11:43:01	Bright	38.500	154	22Bet Aqr	2.8990	5700.0	77	23524	No
141	GOM_NL__2PRFIN20060830_114431_000000412050_00424_23524_1406.N1	30-AUG-2006 11:44:31	Bright	40.500	162	34Alp Aqr	2.9440	5350.0	81	23524	No
142	GOM_NL__2PRFIN20060830_114732_000000382050_00424_23524_1407.N1	30-AUG-2006 11:47:32	Bright	37.500	61	8Eps Peg	2.1000	3900.0	75	23524	No
143	GOM_NL__2PRFIN20060830_115422_000000372050_00424_23524_1408.N1	30-AUG-2006 11:54:22	Bright	36.500	92	53Eps Cyg	2.5000	4500.0	73	23524	No
144	GOM_NL__2PRFIN20060830_115613_000000372050_00424_23524_1409.N1	30-AUG-2006 11:56:13	Bright	37.000	66	37Gam Cyg	2.2080	5900.0	74	23524	No
145	GOM_NL__2PRFIN20060830_115733_000000382050_00424_23524_1410.N1	30-AUG-2006 11:57:33	Bright	38.000	19	50Alp Cyg	1.2460	10500.	76	23524	No
146	GOM_NL__2PRFIN20060830_120234_000000372050_00424_23524_1411.N1	30-AUG-2006 12:02:34	Bright	37.000	89	5Alp Cep	2.4510	8000.0	74	23524	No
147	GOM_NL__2PRFIN20060830_121010_000000362050_00424_23524_1412.N1	30-AUG-2006 12:10:10	Bright	35.500	49	1Alp UMi	1.9900	6300.0	71	23524	No
148	GOM_NL__2PRFIN20060830_122704_000000382050_00424_23524_1413.N1	30-AUG-2006 12:27:04	Bright	37.500	24	66Alp Gem	1.5800	10200.	75	23524	No
149	GOM_NL__2PRFIN20060830_123443_000000442050_00424_23524_1414.N1	30-AUG-2006 12:34:43	Twilight	43.500	8	10Alp CMi	0.40000	6500.0	87	23524	No
150	GOM_NL__2PRFIN20060830_124215_000000522050_00424_23524_1415.N1	30-AUG-2006 12:42:15	Dark	51.500	1	9Alp CMa	-1.4400	11000.	103	23524	No
151	GOM_NL__2PRFIN20060830_124334_000000402050_00424_23524_1416.N1	30-AUG-2006 12:43:34	Dark	39.500	179	24Omi2CMa	3.0320	24000.	79	23524	No
152	GOM_NL__2PRFIN20060830_124503_000000442050_00424_23524_1417.N1	30-AUG-2006 12:45:03	Dark	43.500	23	21Eps CMa	1.5020	26000.	87	23524	No
153	GOM_NL__2PRFIN20060830_124640_000000422050_00424_23524_1418.N1	30-AUG-2006 12:46:40	Dark	41.500	117	Pi Pup	2.7060	3800.0	83	23524	No
154	GOM_NL__2PRFIN20060830_125149_000000502050_00424_23524_1419.N1	30-AUG-2006 12:51:49	Dark	50.000	2	Alp Car	-0.73600	7000.0	100	23524	No
155	GOM_NL__2PRFIN20060830_130205_000000412050_00425_23525_1401.N1	30-AUG-2006 13:02:05	Dark	40.500	143	Alp Hyi	2.8570	7200.0	81	23525	No
156	GOM_NL__2PRFIN20060830_130321_000000542050_00425_23525_1402.N1	30-AUG-2006 13:03:21	Dark	54.000	9	Alp Eri	0.45300	24000.	108	23525	No
157	GOM_NL__2PRFIN20060830_131130_000000392050_00425_23525_1403.N1	30-AUG-2006 13:11:30	Straylight	39.000	31	Alp Gru	1.7340	15200.	78	23525	No
158	GOM_NL__2PRFIN20060830_131534_000000482050_00425_23525_1404.N1	30-AUG-2006 13:15:34	Straylight	48.000	18	24Alp PsA	1.1660	9700.0	96	23525	No
159	GOM_NL__2PRFIN20060830_132027_000000522050_00425_23525_1405.N1	30-AUG-2006 13:20:27	Bright	51.500	142	49Del Cap	2.8500	8900.0	103	23525	No
160	GOM_NL__2PRFIN20060830_132336_000000392050_00425_23525_1406.N1	30-AUG-2006 13:23:36	Bright	38.500	154	22Bet Aqr	2.8990	5700.0	77	23525	No

161	GOM_NL__2PRFIN20060830_132507_000000412050_00425_23525_1407.N1	30-AUG-2006 13:25:07	Bright	41.000	162	34Alp Aqr	2.9440	5350.0	82	23525	No
162	GOM_NL__2PRFIN20060830_132808_000000372050_00425_23525_1408.N1	30-AUG-2006 13:28:08	Bright	37.000	61	8Eps Peg	2.1000	3900.0	74	23525	No
163	GOM_NL__2PRFIN20060830_133458_000000372050_00425_23525_1409.N1	30-AUG-2006 13:34:58	Bright	37.000	92	53Eps Cyg	2.5000	4500.0	74	23525	No
164	GOM_NL__2PRFIN20060830_133649_000000372050_00425_23525_1410.N1	30-AUG-2006 13:36:49	Bright	36.500	66	37Gam Cyg	2.2080	5900.0	73	23525	No
165	GOM_NL__2PRFIN20060830_133809_000000332050_00425_23525_1411.N1	30-AUG-2006 13:38:09	Bright	33.000	19	50Alp Cyg	1.2460	10500.	66	23525	No
166	GOM_NL__2PRFIN20060830_134309_000000362050_00425_23525_1412.N1	30-AUG-2006 13:43:09	Bright	36.000	89	5Alp Cep	2.4510	8000.0	72	23525	No
167	GOM_NL__2PRFIN20060830_135046_000000362050_00425_23525_1413.N1	30-AUG-2006 13:50:46	Bright	35.500	49	1Alp UMi	1.9900	6300.0	71	23525	No
168	GOM_NL__2PRFIN20060830_140740_000000382050_00425_23525_1414.N1	30-AUG-2006 14:07:40	Bright	37.500	24	66Alp Gem	1.5800	10200.	75	23525	No
169	GOM_NL__2PRFIN20060830_141519_000000432050_00425_23525_1415.N1	30-AUG-2006 14:15:19	Twilight	43.000	8	10Alp CMI	0.40000	6500.0	86	23525	No
170	GOM_NL__2PRFIN20060830_142251_000000512050_00425_23525_1416.N1	30-AUG-2006 14:22:51	Dark	51.000	1	9Alp CMa	-1.4400	11000.	102	23525	No
171	GOM_NL__2PRFIN20060830_142411_000000402050_00425_23525_1417.N1	30-AUG-2006 14:24:11	Dark	40.000	179	24Omi2CMa	3.0320	24000.	80	23525	No
172	GOM_NL__2PRFIN20060830_142539_000000442050_00425_23525_1418.N1	30-AUG-2006 14:25:39	Dark	44.000	23	21Eps CMa	1.5020	26000.	88	23525	No
173	GOM_NL__2PRFIN20060830_142717_000000402050_00425_23525_1419.N1	30-AUG-2006 14:27:17	Dark	40.000	117	Pi Pup	2.7060	3800.0	80	23525	No
174	GOM_NL__2PRFIN20060830_143225_000000542050_00425_23525_1420.N1	30-AUG-2006 14:32:25	Dark	53.500	2	Alp Car	-0.73600	7000.0	107	23525	No
175	GOM_NL__2PRFIN20060830_144242_000000422050_00426_23526_1402.N1	30-AUG-2006 14:42:42	Dark	41.500	143	Alp Hyi	2.8570	7200.0	83	23526	No
176	GOM_NL__2PRFIN20060830_144357_000000422050_00426_23526_1403.N1	30-AUG-2006 14:43:57	Dark	42.000	9	Alp Eri	0.45300	24000.	84	23526	No
177	GOM_NL__2PRFIN20060830_145206_000000392050_00426_23526_1404.N1	30-AUG-2006 14:52:06	Straylight	38.500	31	Alp Gru	1.7340	15200.	77	23526	No
178	GOM_NL__2PRFIN20060830_145610_000000482050_00426_23526_1405.N1	30-AUG-2006 14:56:10	Straylight	48.000	18	24Alp PsA	1.1660	9700.0	96	23526	No
179	GOM_NL__2PRFIN20060830_150103_000000452050_00426_23526_1406.N1	30-AUG-2006 15:01:03	Bright	44.500	142	49Del Cap	2.8500	8900.0	89	23526	No
180	GOM_NL__2PRFIN20060830_150413_000000382050_00426_23526_1407.N1	30-AUG-2006 15:04:13	Bright	37.500	154	22Bet Aqr	2.8990	5700.0	75	23526	No
181	GOM_NL__2PRFIN20060830_150543_000000412050_00426_23526_1408.N1	30-AUG-2006 15:05:43	Bright	40.500	162	34Alp Aqr	2.9440	5350.0	81	23526	No
182	GOM_NL__2PRFIN20060830_150844_000000392050_00426_23526_1409.N1	30-AUG-2006 15:08:44	Bright	38.500	61	8Eps Peg	2.1000	3900.0	77	23526	No
183	GOM_NL__2PRFIN20060830_151534_000000362050_00426_23526_1410.N1	30-AUG-2006 15:15:34	Bright	36.000	92	53Eps Cyg	2.5000	4500.0	72	23526	No
184	GOM_NL__2PRFIN20060830_151725_000000362050_00426_23526_1411.N1	30-AUG-2006 15:17:25	Bright	35.500	66	37Gam Cyg	2.2080	5900.0	71	23526	No
185	GOM_NL__2PRFIN20060830_151844_000000382050_00426_23526_1412.N1	30-AUG-2006 15:18:44	Bright	37.500	19	50Alp Cyg	1.2460	10500.	75	23526	No
186	GOM_NL__2PRFIN20060830_152345_000000372050_00426_23526_1413.N1	30-AUG-2006 15:23:45	Bright	36.500	89	5Alp Cep	2.4510	8000.0	73	23526	No
187	GOM_NL__2PRFIN20060830_153122_000000362050_00426_23526_1414.N1	30-AUG-2006 15:31:22	Bright	36.000	49	1Alp UMi	1.9900	6300.0	72	23526	No
188	GOM_NL__2PRFIN20060830_154816_000000422050_00426_23526_1415.N1	30-AUG-2006 15:48:16	Bright	42.000	24	66Alp Gem	1.5800	10200.	84	23526	No
189	GOM_NL__2PRFIN20060830_155555_000000422050_00426_23526_1416.N1	30-AUG-2006 15:55:55	Twilight	41.500	8	10Alp CMI	0.40000	6500.0	83	23526	No
190	GOM_NL__2PRFIN20060830_160328_000000462050_00426_23526_1417.N1	30-AUG-2006 16:03:28	Dark	45.500	1	9Alp CMa	-1.4400	11000.	91	23526	No
191	GOM_NL__2PRFIN20060830_160447_000000412050_00426_23526_1418.N1	30-AUG-2006 16:04:47	Dark	40.500	179	24Omi2CMa	3.0320	24000.	81	23526	No
192	GOM_NL__2PRFIN20060830_160615_000000402050_00426_23526_1419.N1	30-AUG-2006 16:06:15	Dark	40.000	23	21Eps CMa	1.5020	26000.	80	23526	No
193	GOM_NL__2PRFIN20060830_160753_000000432050_00426_23526_1420.N1	30-AUG-2006 16:07:53	Dark	42.500	117	Pi Pup	2.7060	3800.0	85	23526	No
194	GOM_NL__2PRFIN20060830_161302_000000502050_00426_23526_1421.N1	30-AUG-2006 16:13:02	Dark	49.500	2	Alp Car	-0.73600	7000.0	99	23526	No
195	GOM_NL__2PRFIN20060830_162318_000000402050_00427_23527_1403.N1	30-AUG-2006 16:23:18	Dark	39.500	143	Alp Hyi	2.8570	7200.0	79	23527	No
196	GOM_NL__2PRFIN20060830_162434_000000462050_00427_23527_1404.N1	30-AUG-2006 16:24:34	Dark	45.500	9	Alp Eri	0.45300	24000.	91	23527	No
197	GOM_NL__2PRFIN20060830_163242_000000382050_00427_23527_1405.N1	30-AUG-2006 16:32:42	Straylight	37.500	31	Alp Gru	1.7340	15200.	75	23527	No
198	GOM_NL__2PRFIN20060830_163646_000000492050_00427_23527_1406.N1	30-AUG-2006 16:36:46	Straylight	49.000	18	24Alp PsA	1.1660	9700.0	98	23527	No
199	GOM_NL__2PRFIN20060830_164139_000000542050_00427_23527_1407.N1	30-AUG-2006 16:41:39	Bright	54.000	142	49Del Cap	2.8500	8900.0	108	23527	No
200	GOM_NL__2PRFIN20060830_164449_000000382050_00427_23527_1408.N1	30-AUG-2006 16:44:49	Bright	38.000	154	22Bet Aqr	2.8990	5700.0	76	23527	No
201	GOM_NL__2PRFIN20060830_164619_000000412050_00427_23527_1409.N1	30-AUG-2006 16:46:19	Bright	41.000	162	34Alp Aqr	2.9440	5350.0	82	23527	No
202	GOM_NL__2PRFIN20060830_164920_000000382050_00427_23527_1410.N1	30-AUG-2006 16:49:20	Bright	38.000	61	8Eps Peg	2.1000	3900.0	76	23527	No
203	GOM_NL__2PRFIN20060830_165610_000000362050_00427_23527_1411.N1	30-AUG-2006 16:56:10	Bright	36.000	92	53Eps Cyg	2.5000	4500.0	72	23527	No
204	GOM_NL__2PRFIN20060830_165801_000000372050_00427_23527_1412.N1	30-AUG-2006 16:58:01	Bright	37.000	66	37Gam Cyg	2.2080	5900.0	74	23527	No
205	GOM_NL__2PRFIN20060830_165920_000000382050_00427_23527_1413.N1	30-AUG-2006 16:59:20	Bright	37.500	19	50Alp Cyg	1.2460	10500.	75	23527	No
206	GOM_NL__2PRFIN20060830_170421_000000372050_00427_23527_1414.N1	30-AUG-2006 17:04:21	Bright	37.000	89	5Alp Cep	2.4510	8000.0	74	23527	No
207	GOM_NL__2PRFIN20060830_171158_000000362050_00427_23527_1415.N1	30-AUG-2006 17:11:58	Bright	36.000	49	1Alp UMi	1.9900	6300.0	72	23527	No
208	GOM_NL__2PRFIN20060830_172853_000000362050_00427_23527_1416.N1	30-AUG-2006 17:28:53	Bright	35.500	24	66Alp Gem	1.5800	10200.	71	23527	No
209	GOM_NL__2PRFIN20060830_173632_000000452050_00427_23527_1417.N1	30-AUG-2006 17:36:32	Twilight	44.500	8	10Alp CMI	0.40000	6500.0	89	23527	No
210	GOM_NL__2PRFIN20060830_174404_000000472050_00427_23527_1418.N1	30-AUG-2006 17:44:04	Dark	47.000	1	9Alp CMa	-1.4400	11000.	94	23527	No
211	GOM_NL__2PRFIN20060830_174524_000000392050_00427_23527_1419.N1	30-AUG-2006 17:45:24	Dark	39.000	179	24Omi2CMa	3.0320	24000.	78	23527	No
212	GOM_NL__2PRFIN20060830_174652_000000432050_00427_23527_1420.N1	30-AUG-2006 17:46:52	Dark	42.500	23	21Eps CMa	1.5020	26000.	85	23527	No
213	GOM_NL__2PRFIN20060830_174829_000000422050_00427_23527_1421.N1	30-AUG-2006 17:48:29	Dark	41.500	117	Pi Pup	2.7060	3800.0	83	23527	No
214	GOM_NL__2PRFIN20060830_175338_000000542050_00427_23527_1422.N1	30-AUG-2006 17:53:38	Dark	54.000	2	Alp Car	-0.73600	7000.0	108	23527	No
215	GOM_NL__2PRFIN20060830_180355_000000402050_00428_23528_1423.N1	30-AUG-2006 18:03:55	Dark	40.000	143	Alp Hyi	2.8570	7200.0	80	23528	No
216	GOM_NL__2PRFIN20060830_180510_000000452050_00428_23528_1424.N1	30-AUG-2006 18:05:10	Dark	45.000	9	Alp Eri	0.45300	24000.	90	23528	No
217	GOM_NL__2PRFIN20060830_181318_000000442050_00428_23528_1425.N1	30-AUG-2006 18:13:18	Straylight	44.000	31	Alp Gru	1.7340	15200.	88	23528	No
218	GOM_NL__2PRFIN20060830_181722_000000512050_00428_23528_1426.N1	30-AUG-2006 18:17:22	Straylight	50.500	18	24Alp PsA	1.1660	9700.0	101	23528	No
219	GOM_NL__2PRFIN20060830_182215_000000472050_00428_23528_1427.N1	30-AUG-2006 18:22:15	Bright	47.000	142	49Del Cap	2.8500	8900.0	94	23528	No

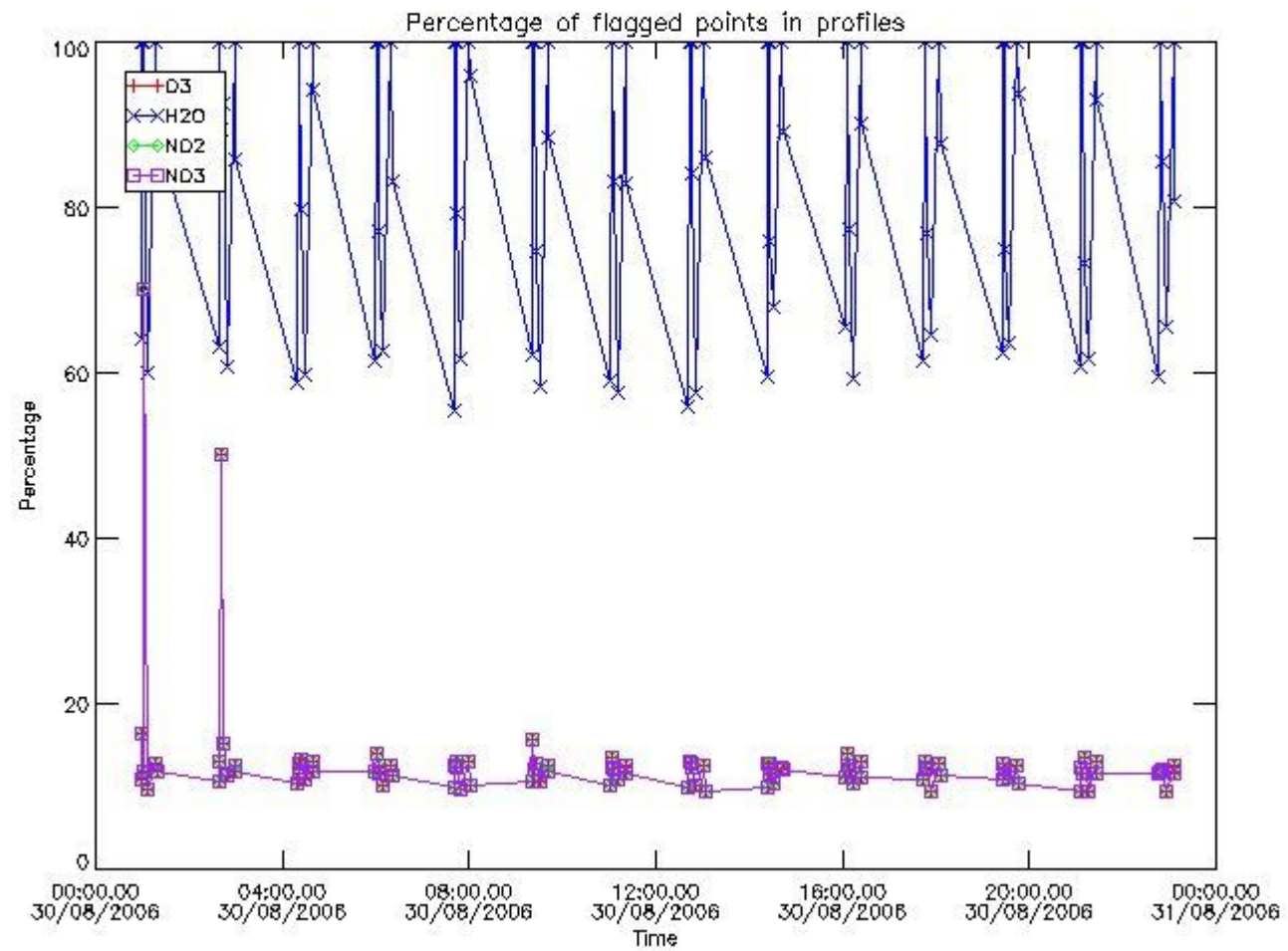
220	GOM_NL__2PRFIN20060830_182525_000000372050_00428_23528_1428.N1	30-AUG-2006 18:25:25	Bright	36.500	154	22Bet Aqr	2.8990	5700.0	73	23528	No
221	GOM_NL__2PRFIN20060830_182655_000000422050_00428_23528_1429.N1	30-AUG-2006 18:26:55	Bright	41.500	162	34Alp Aqr	2.9440	5350.0	83	23528	No
222	GOM_NL__2PRFIN20060830_182956_000000382050_00428_23528_1430.N1	30-AUG-2006 18:29:56	Bright	38.000	61	8Eps Peg	2.1000	3900.0	76	23528	No
223	GOM_NL__2PRFIN20060830_183646_000000362050_00428_23528_1431.N1	30-AUG-2006 18:36:46	Bright	35.500	92	53Eps Cyg	2.5000	4500.0	71	23528	No
224	GOM_NL__2PRFIN20060830_183837_000000362050_00428_23528_1432.N1	30-AUG-2006 18:38:37	Bright	36.000	66	37Gam Cyg	2.2080	5900.0	72	23528	No
225	GOM_NL__2PRFIN20060830_183956_000000392050_00428_23528_1433.N1	30-AUG-2006 18:39:56	Bright	39.000	19	50Alp Cyg	1.2460	10500.	78	23528	No
226	GOM_NL__2PRFIN20060830_184457_000000362050_00428_23528_1434.N1	30-AUG-2006 18:44:57	Bright	36.000	89	5Alp Cep	2.4510	8000.0	72	23528	No
227	GOM_NL__2PRFIN20060830_185234_000000362050_00428_23528_1435.N1	30-AUG-2006 18:52:34	Bright	35.500	49	1Alp UMi	1.9900	6300.0	71	23528	No
228	GOM_NL__2PRFIN20060830_190929_000000382050_00428_23528_1436.N1	30-AUG-2006 19:09:29	Bright	37.500	24	66Alp Gem	1.5800	10200.	75	23528	No
229	GOM_NL__2PRFIN20060830_191708_000000542050_00428_23528_1437.N1	30-AUG-2006 19:17:08	Twilight	54.000	8	10Alp CMi	0.40000	6500.0	108	23528	No
230	GOM_NL__2PRFIN20060830_192441_000000472050_00428_23528_1438.N1	30-AUG-2006 19:24:41	Dark	47.000	1	9Alp CMa	-1.4400	11000.	94	23528	No
231	GOM_NL__2PRFIN20060830_192600_000000402050_00428_23528_1439.N1	30-AUG-2006 19:26:00	Dark	40.000	179	24Omi2CMa	3.0320	24000.	80	23528	No
232	GOM_NL__2PRFIN20060830_192728_000000452050_00428_23528_1440.N1	30-AUG-2006 19:27:28	Dark	44.500	23	21Eps CMa	1.5020	26000.	89	23528	No
233	GOM_NL__2PRFIN20060830_192906_000000432050_00428_23528_1441.N1	30-AUG-2006 19:29:06	Dark	42.500	117	Pi Pup	2.7060	3800.0	85	23528	No
234	GOM_NL__2PRFIN20060830_193415_000000502050_00428_23528_1442.N1	30-AUG-2006 19:34:15	Dark	50.000	2	Alp Car	-0.73600	7000.0	100	23528	No
235	GOM_NL__2PRFIN20060830_194431_000000412050_00429_23529_1423.N1	30-AUG-2006 19:44:31	Dark	40.500	143	Alp Hyi	2.8570	7200.0	81	23529	No
236	GOM_NL__2PRFIN20060830_194547_000000492050_00429_23529_1424.N1	30-AUG-2006 19:45:47	Dark	48.500	9	Alp Eri	0.45300	24000.	97	23529	No
237	GOM_NL__2PRFIN20060830_195355_000000442050_00429_23529_1425.N1	30-AUG-2006 19:53:55	Straylight	43.500	31	Alp Gru	1.7340	15200.	87	23529	No
238	GOM_NL__2PRFIN20060830_195759_000000502050_00429_23529_1426.N1	30-AUG-2006 19:57:59	Straylight	50.000	18	24Alp PsA	1.1660	9700.0	100	23529	No
239	GOM_NL__2PRFIN20060830_200251_000000442050_00429_23529_1427.N1	30-AUG-2006 20:02:51	Bright	44.000	142	49Del Cap	2.8500	8900.0	88	23529	No
240	GOM_NL__2PRFIN20060830_200601_000000382050_00429_23529_1428.N1	30-AUG-2006 20:06:01	Bright	38.000	154	22Bet Aqr	2.8990	5700.0	76	23529	No
241	GOM_NL__2PRFIN20060830_200731_000000392050_00429_23529_1429.N1	30-AUG-2006 20:07:31	Bright	39.000	162	34Alp Aqr	2.9440	5350.0	78	23529	No
242	GOM_NL__2PRFIN20060830_201031_000000392050_00429_23529_1430.N1	30-AUG-2006 20:10:31	Bright	38.500	61	8Eps Peg	2.1000	3900.0	77	23529	No
243	GOM_NL__2PRFIN20060830_201722_000000342050_00429_23529_1431.N1	30-AUG-2006 20:17:22	Bright	33.500	92	53Eps Cyg	2.5000	4500.0	67	23529	No
244	GOM_NL__2PRFIN20060830_201913_000000352050_00429_23529_1432.N1	30-AUG-2006 20:19:13	Bright	34.500	66	37Gam Cyg	2.2080	5900.0	69	23529	No
245	GOM_NL__2PRFIN20060830_202032_000000382050_00429_23529_1433.N1	30-AUG-2006 20:20:32	Bright	37.500	19	50Alp Cyg	1.2460	10500.	75	23529	No
246	GOM_NL__2PRFIN20060830_202533_000000532050_00429_23529_1434.N1	30-AUG-2006 20:25:33	Bright	53.000	89	5Alp Cep	2.4510	8000.0	106	23529	No
247	GOM_NL__2PRFIN20060830_203310_000000372050_00429_23529_1435.N1	30-AUG-2006 20:33:10	Bright	36.500	49	1Alp UMi	1.9900	6300.0	73	23529	No
248	GOM_NL__2PRFIN20060830_205005_000000542050_00429_23529_1436.N1	30-AUG-2006 20:50:05	Bright	54.000	24	66Alp Gem	1.5800	10200.	108	23529	No
249	GOM_NL__2PRFIN20060830_205744_000000542050_00429_23529_1437.N1	30-AUG-2006 20:57:44	Twilight	54.000	8	10Alp CMi	0.40000	6500.0	108	23529	No
250	GOM_NL__2PRFIN20060830_210517_000000542050_00429_23529_1438.N1	30-AUG-2006 21:05:17	Dark	54.000	1	9Alp CMa	-1.4400	11000.	108	23529	No
251	GOM_NL__2PRFIN20060830_210636_000000422050_00429_23529_1439.N1	30-AUG-2006 21:06:36	Dark	41.500	179	24Omi2CMa	3.0320	24000.	83	23529	No
252	GOM_NL__2PRFIN20060830_210805_000000452050_00429_23529_1440.N1	30-AUG-2006 21:08:05	Dark	44.500	23	21Eps CMa	1.5020	26000.	89	23529	No
253	GOM_NL__2PRFIN20060830_210942_000000422050_00429_23529_1441.N1	30-AUG-2006 21:09:42	Dark	41.500	117	Pi Pup	2.7060	3800.0	83	23529	No
254	GOM_NL__2PRFIN20060830_211451_000000542050_00429_23529_1442.N1	30-AUG-2006 21:14:51	Dark	54.000	2	Alp Car	-0.73600	7000.0	108	23529	No
255	GOM_NL__2PRFIN20060830_212508_000000402050_00430_23530_1423.N1	30-AUG-2006 21:25:08	Dark	39.500	143	Alp Hyi	2.8570	7200.0	79	23530	No
256	GOM_NL__2PRFIN20060830_212623_000000442050_00430_23530_1424.N1	30-AUG-2006 21:26:23	Dark	44.000	9	Alp Eri	0.45300	24000.	88	23530	No
257	GOM_NL__2PRFIN20060830_213431_000000372050_00430_23530_1425.N1	30-AUG-2006 21:34:31	Straylight	37.000	31	Alp Gru	1.7340	15200.	74	23530	No
258	GOM_NL__2PRFIN20060830_213835_000000492050_00430_23530_1426.N1	30-AUG-2006 21:38:35	Straylight	49.000	18	24Alp PsA	1.1660	9700.0	98	23530	No
259	GOM_NL__2PRFIN20060830_214327_000000452050_00430_23530_1427.N1	30-AUG-2006 21:43:27	Bright	45.000	142	49Del Cap	2.8500	8900.0	90	23530	No
260	GOM_NL__2PRFIN20060830_214636_000000392050_00430_23530_1428.N1	30-AUG-2006 21:46:36	Bright	39.000	154	22Bet Aqr	2.8990	5700.0	78	23530	No
261	GOM_NL__2PRFIN20060830_214807_000000412050_00430_23530_1429.N1	30-AUG-2006 21:48:07	Bright	40.500	162	34Alp Aqr	2.9440	5350.0	81	23530	No
262	GOM_NL__2PRFIN20060830_215107_000000382050_00430_23530_1430.N1	30-AUG-2006 21:51:07	Bright	38.000	61	8Eps Peg	2.1000	3900.0	76	23530	No
263	GOM_NL__2PRFIN20060830_215757_000000372050_00430_23530_1431.N1	30-AUG-2006 21:57:57	Bright	36.500	92	53Eps Cyg	2.5000	4500.0	73	23530	No
264	GOM_NL__2PRFIN20060830_215949_000000372050_00430_23530_1432.N1	30-AUG-2006 21:59:49	Bright	36.500	66	37Gam Cyg	2.2080	5900.0	73	23530	No
265	GOM_NL__2PRFIN20060830_220108_000000352050_00430_23530_1433.N1	30-AUG-2006 22:01:08	Bright	34.500	19	50Alp Cyg	1.2460	10500.	69	23530	No
266	GOM_NL__2PRFIN20060830_220608_000000362050_00430_23530_1434.N1	30-AUG-2006 22:06:08	Bright	36.000	89	5Alp Cep	2.4510	8000.0	72	23530	No
267	GOM_NL__2PRFIN20060830_221346_000000362050_00430_23530_1435.N1	30-AUG-2006 22:13:46	Bright	35.500	49	1Alp UMi	1.9900	6300.0	71	23530	No
268	GOM_NL__2PRFIN20060830_223041_000000362050_00430_23530_1436.N1	30-AUG-2006 22:30:41	Bright	36.000	24	66Alp Gem	1.5800	10200.	72	23530	No
269	GOM_NL__2PRFIN20060830_223820_000000472050_00430_23530_1437.N1	30-AUG-2006 22:38:20	Twilight	47.000	8	10Alp CMi	0.40000	6500.0	94	23530	No
270	GOM_NL__2PRFIN20060830_224554_000000492050_00430_23530_1438.N1	30-AUG-2006 22:45:54	Dark	48.500	1	9Alp CMa	-1.4400	11000.	97	23530	No
271	GOM_NL__2PRFIN20060830_224841_000000432050_00430_23530_1439.N1	30-AUG-2006 22:48:41	Dark	43.000	23	21Eps CMa	1.5020	26000.	86	23530	No
272	GOM_NL__2PRFIN20060830_225018_000000422050_00430_23530_1440.N1	30-AUG-2006 22:50:18	Dark	42.000	117	Pi Pup	2.7060	3800.0	84	23530	No
273	GOM_NL__2PRFIN20060830_225527_000000542050_00430_23530_1441.N1	30-AUG-2006 22:55:27	Dark	54.000	2	Alp Car	-0.73600	7000.0	108	23530	No
274	GOM_NL__2PRFIN20060830_230544_000000412050_00431_23531_1423.N1	30-AUG-2006 23:05:44	Dark	41.000	143	Alp Hyi	2.8570	7200.0	82	23531	No
275	GOM_NL__2PRFIN20060830_230700_000000452050_00431_23531_1424.N1	30-AUG-2006 23:07:00	Dark	44.500	9	Alp Eri	0.45300	24000.	89	23531	No
276	GOM_NL__2PRFIN20060830_231507_000000392050_00431_23531_1425.N1	30-AUG-2006 23:15:07	Straylight	39.000	31	Alp Gru	1.7340	15200.	78	23531	No
277	GOM_NL__2PRFIN20060830_231911_000000482050_00431_23531_1426.N1	30-AUG-2006 23:19:11	Straylight	47.500	18	24Alp PsA	1.1660	9700.0	95	23531	No
278	GOM_NL__2PRFIN20060830_232403_000000462050_00431_23531_1427.N1	30-AUG-2006 23:24:03	Bright	46.000	142	49Del Cap	2.8500	8900.0	92	23531	No

279	GOM_NL__2PRFIN20060830_232712_000000382050_00431_23531_1428.N1	30-AUG-2006 23:27:12	Bright	38.000	154	22Bet Aqr	2.8990	5700.0	76	23531	No
280	GOM_NL__2PRFIN20060830_232842_000000402050_00431_23531_1429.N1	30-AUG-2006 23:28:42	Bright	40.000	162	34Alp Aqr	2.9440	5350.0	80	23531	No
281	GOM_NL__2PRFIN20060830_233143_000000382050_00431_23531_1430.N1	30-AUG-2006 23:31:43	Bright	37.500	61	8Eps Peg	2.1000	3900.0	75	23531	No
282	GOM_NL__2PRFIN20060830_233833_000000362050_00431_23531_1431.N1	30-AUG-2006 23:38:33	Bright	36.000	92	53Eps Cyg	2.5000	4500.0	72	23531	No
283	GOM_NL__2PRFIN20060830_234025_000000352050_00431_23531_1432.N1	30-AUG-2006 23:40:25	Bright	35.000	66	37Gam Cyg	2.2080	5900.0	70	23531	No
284	GOM_NL__2PRFIN20060830_234144_000000372050_00431_23531_1433.N1	30-AUG-2006 23:41:44	Bright	37.000	19	50Alp Cyg	1.2460	10500.	74	23531	No
285	GOM_NL__2PRFIN20060830_234644_000000372050_00431_23531_1434.N1	30-AUG-2006 23:46:44	Bright	36.500	89	5Alp Cep	2.4510	8000.0	73	23531	No
286	GOM_NL__2PRFIN20060830_235421_000000332050_00431_23531_1435.N1	30-AUG-2006 23:54:21	Bright	33.000	49	1Alp UMi	1.9900	6300.0	66	23531	No

3. Quality information per product

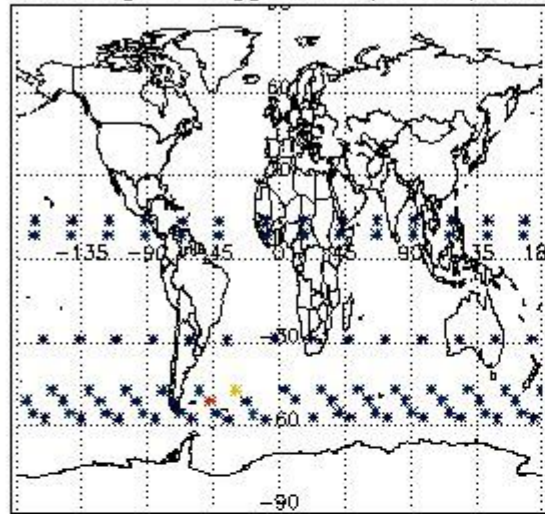
In this section it is plotted some information contained in the Quality Summary data set of the level 2 products. Only products in dark limb conditions and without errors (error flag in the MPH set to "0") are used.

3.1 Plot quality information per product (time dependant)

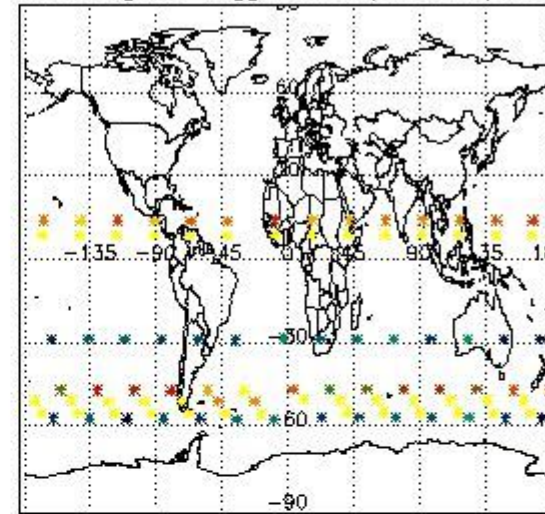


3.2 Plot quality information per product (world map)

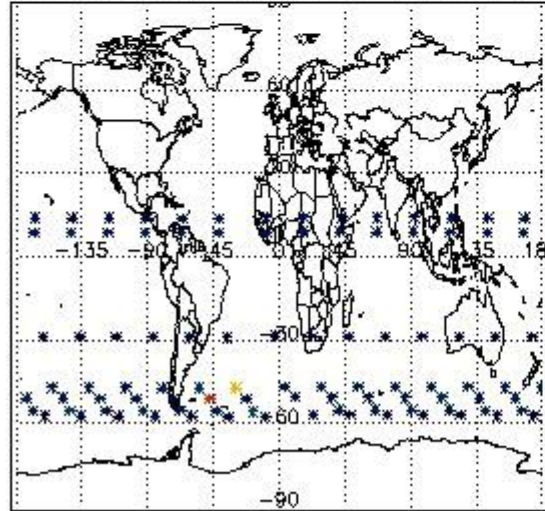
Percentage of flagged data per O3 profile



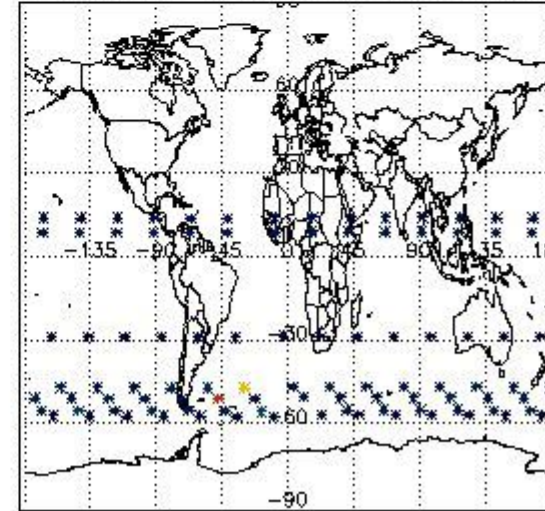
Percentage of flagged data per H2O profile



Percentage of flagged data per NO2 profile



Percentage of flagged data per NO3 profile

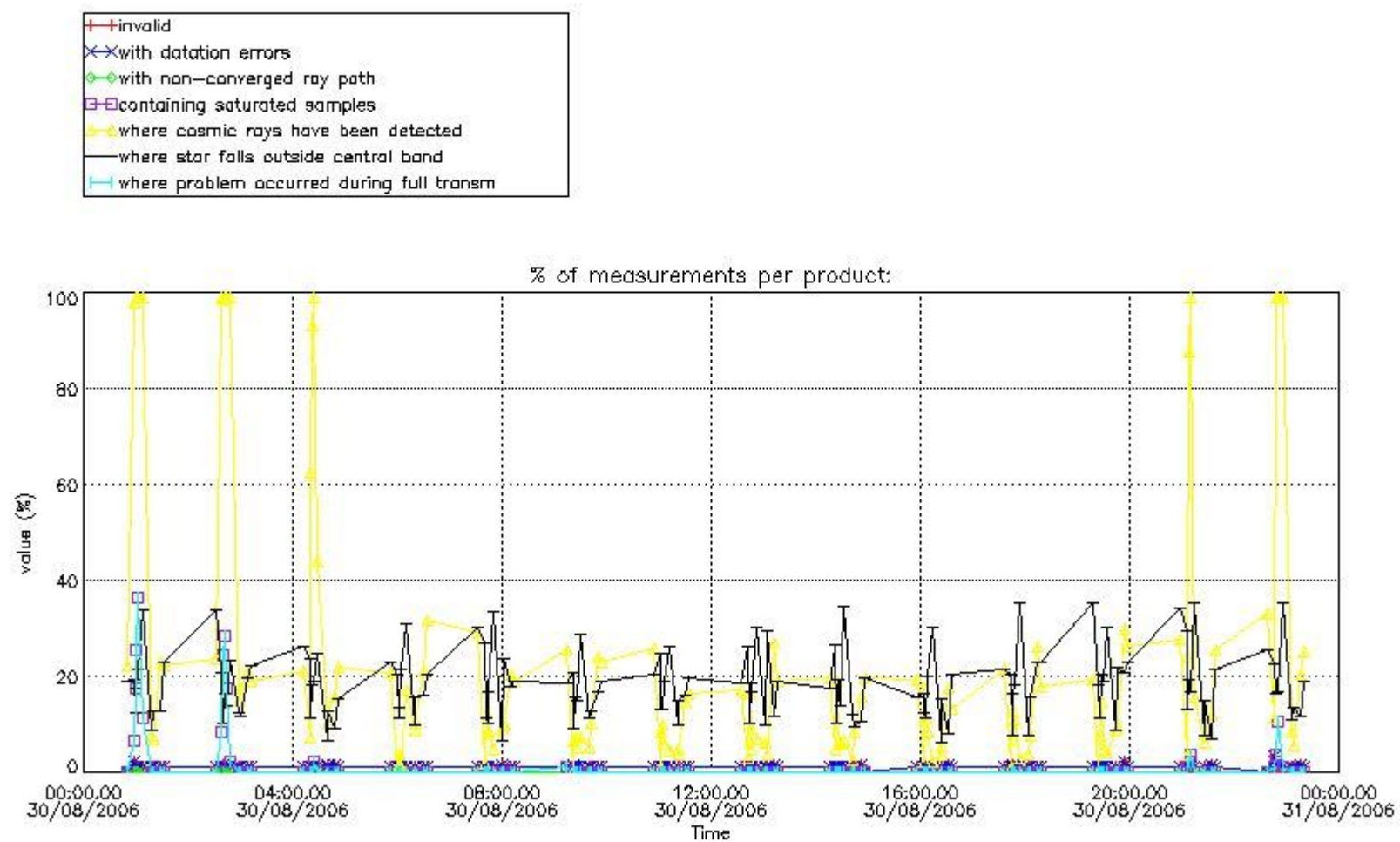


4. Level 1 quality information per product

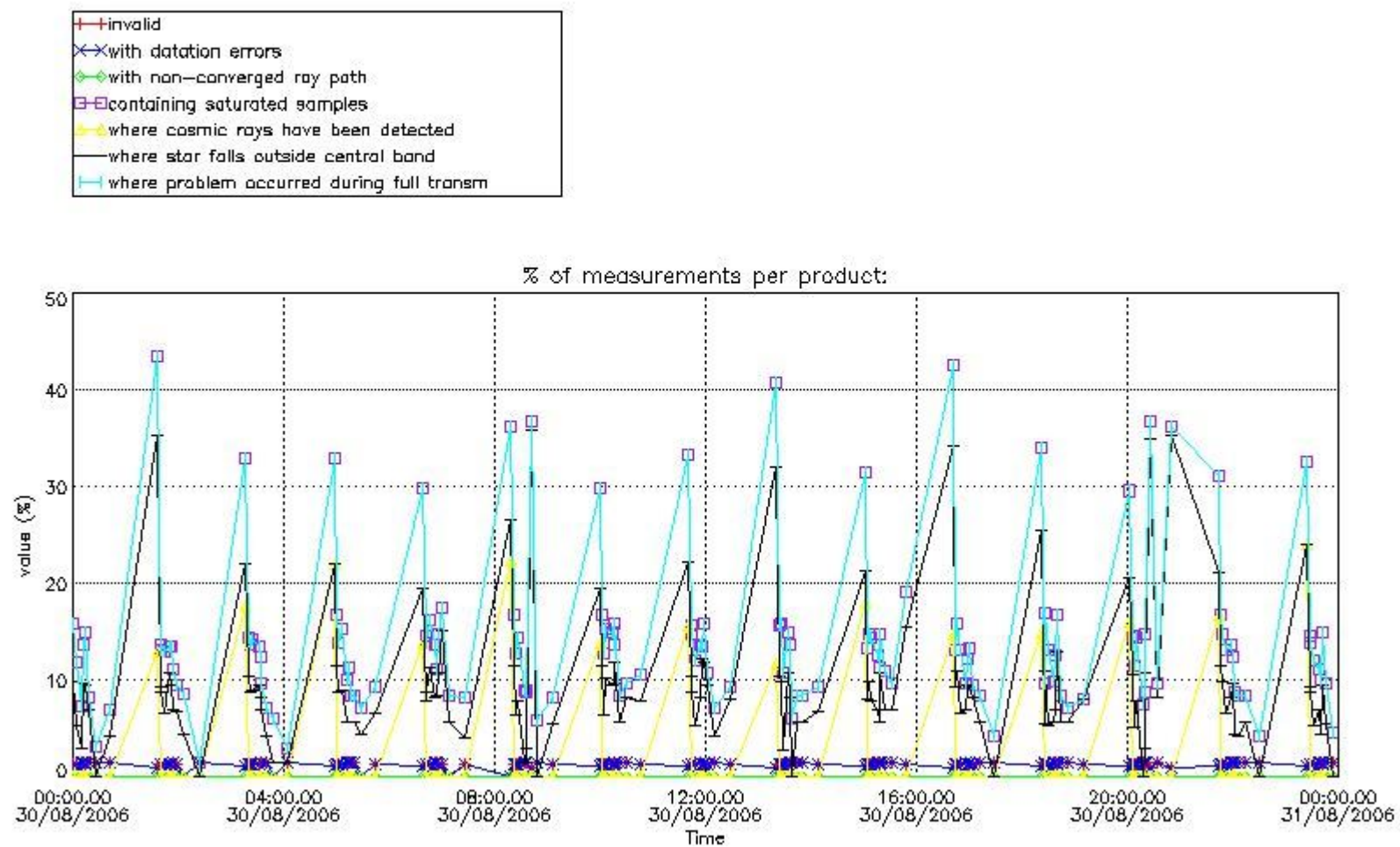
In this section it is plotted some information contained in the Quality Summary data set of the level 2 products that comes from the level 1b processing. Products without errors (error flag in the MPH set to "0") are used.

4.1 Plot quality information per product (time dependant) coming from level 1b processing

4.1.1 Plot level 1 quality information per product (time dependant): ENVISAT ASCENDING passes



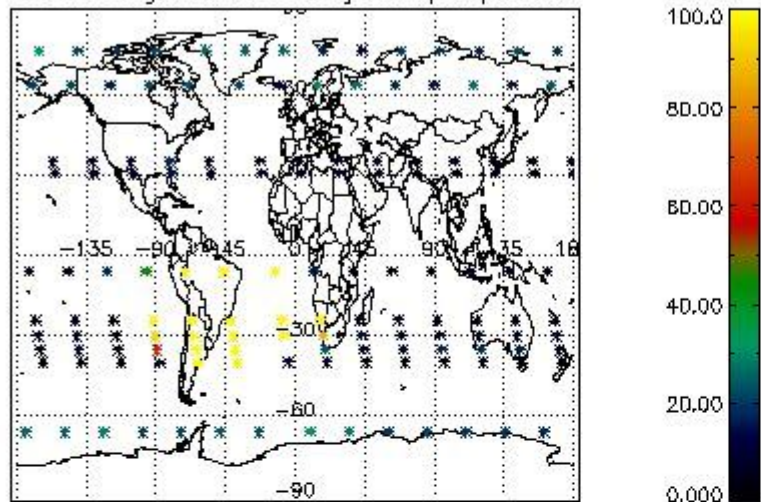
4.1.2 Plot level 1 quality information per product (time dependant): ENVI SAT DESCENDING passes



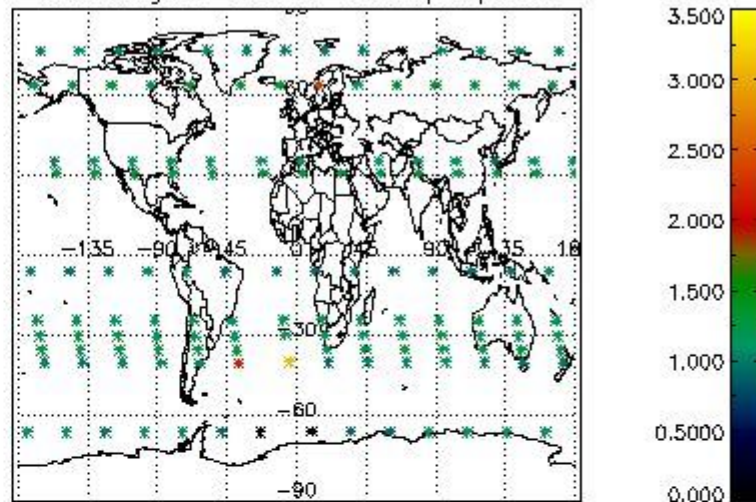
4.2 Plot quality information per product coming from level 1b processing (world map)

4.2.1 Plot level 1 quality information per product (world map): ENVISAT ASCENDING passes

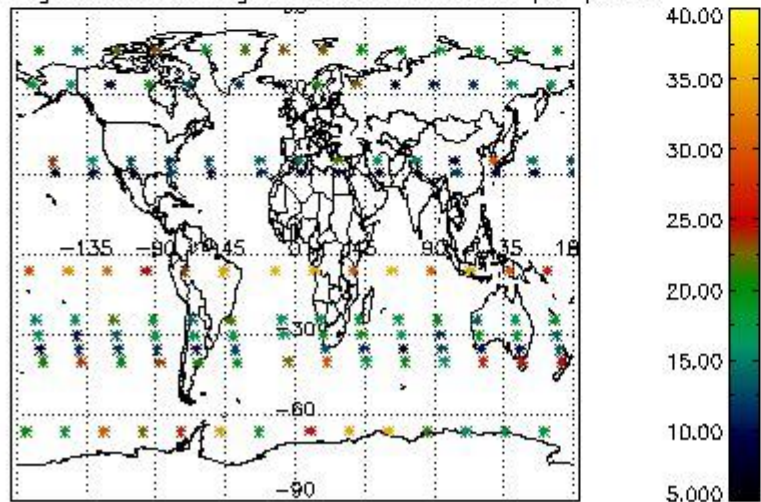
Percentage of cosmic ray hits per profile



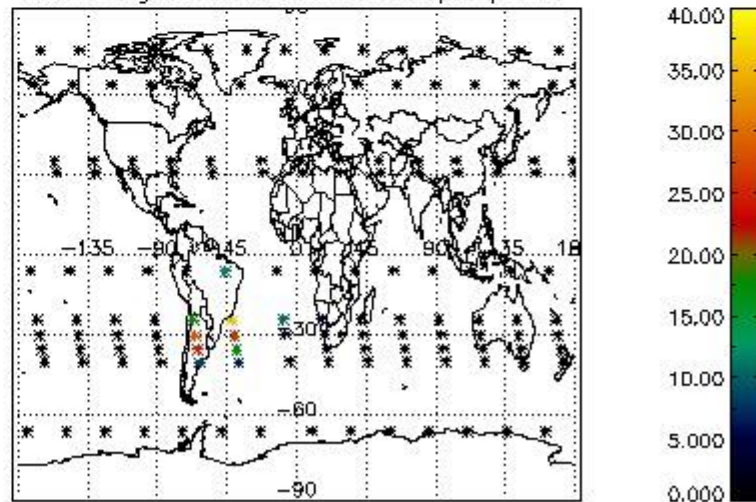
Percentage of datation errors per profile



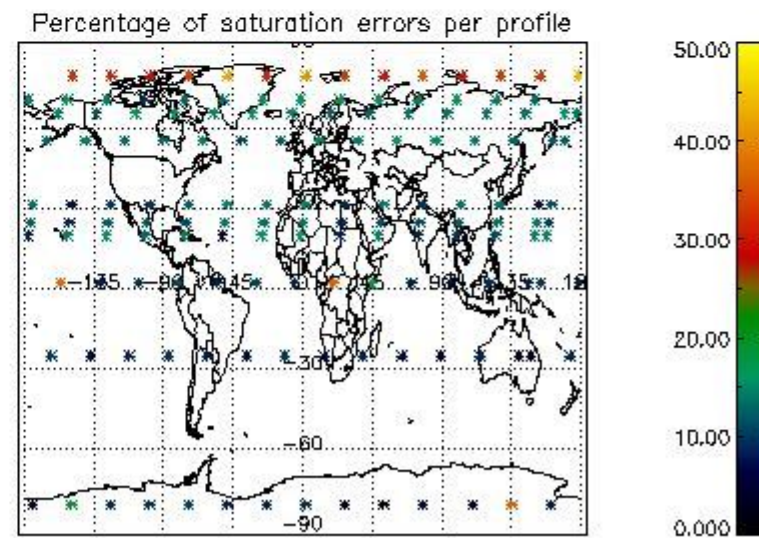
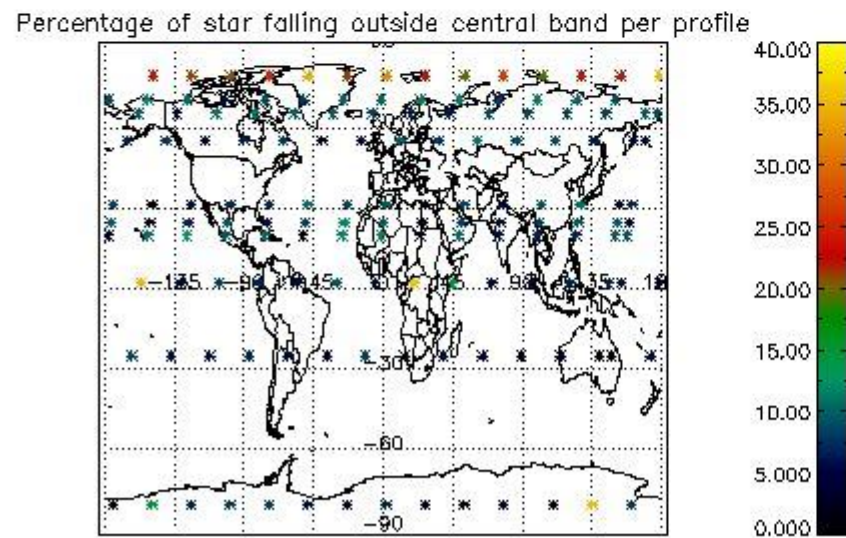
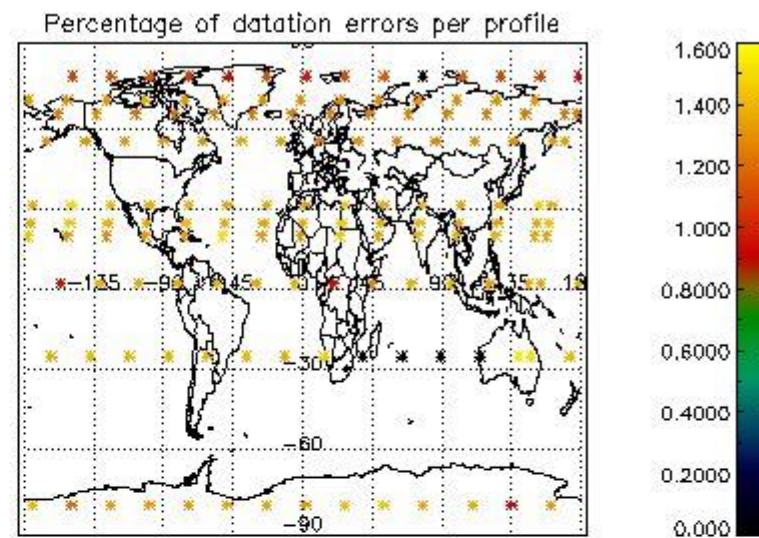
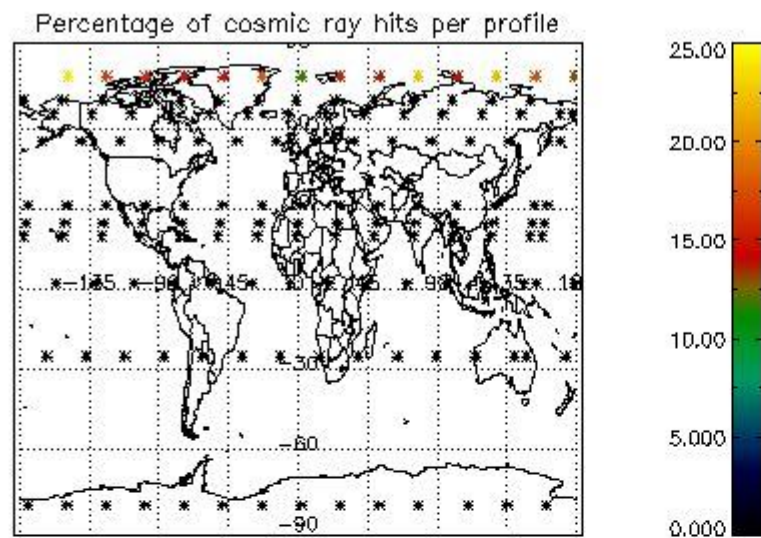
Percentage of star falling outside central band per profile



Percentage of saturation errors per profile



4.2.2 Plot level 1 quality information per product (world map): ENVISAT DESCENDING passes



5. Trace gas profiles

5.1 Ozone statistics based on quality of products

The final quality of the products can be "measured" using the STD (Standard Deviation) attached to every point profile. This information is written to the parameter GOM_NL__2P/NL_LOCAL_SPECIES_DENSITY/o3_std of the level 2 products. The table below shows the statistics for given STD ranges.

The statistics are given with respect to the overall valid production:

- Products without fatal errors: GOM_NL__2P/MPH/PRODUCT_ERR=0
- Valid point profile: GOM_NL__2P/NL_LOCAL_SPECIES_DENSITY/pcd(0)=0

The 'Criteria' is applied to valid points of dark limb products:

- Products in dark limb illumination condition: GOM_NL__2P/NL_SUMMARY_QUALITY/obs_ill_cond=0
- Products without fatal errors: GOM_NL__2P/MPH/PRODUCT_ERR=0
- Valid point profile: GOM_NL__2P/NL_LOCAL_SPECIES_DENSITY/pcd(0)=0

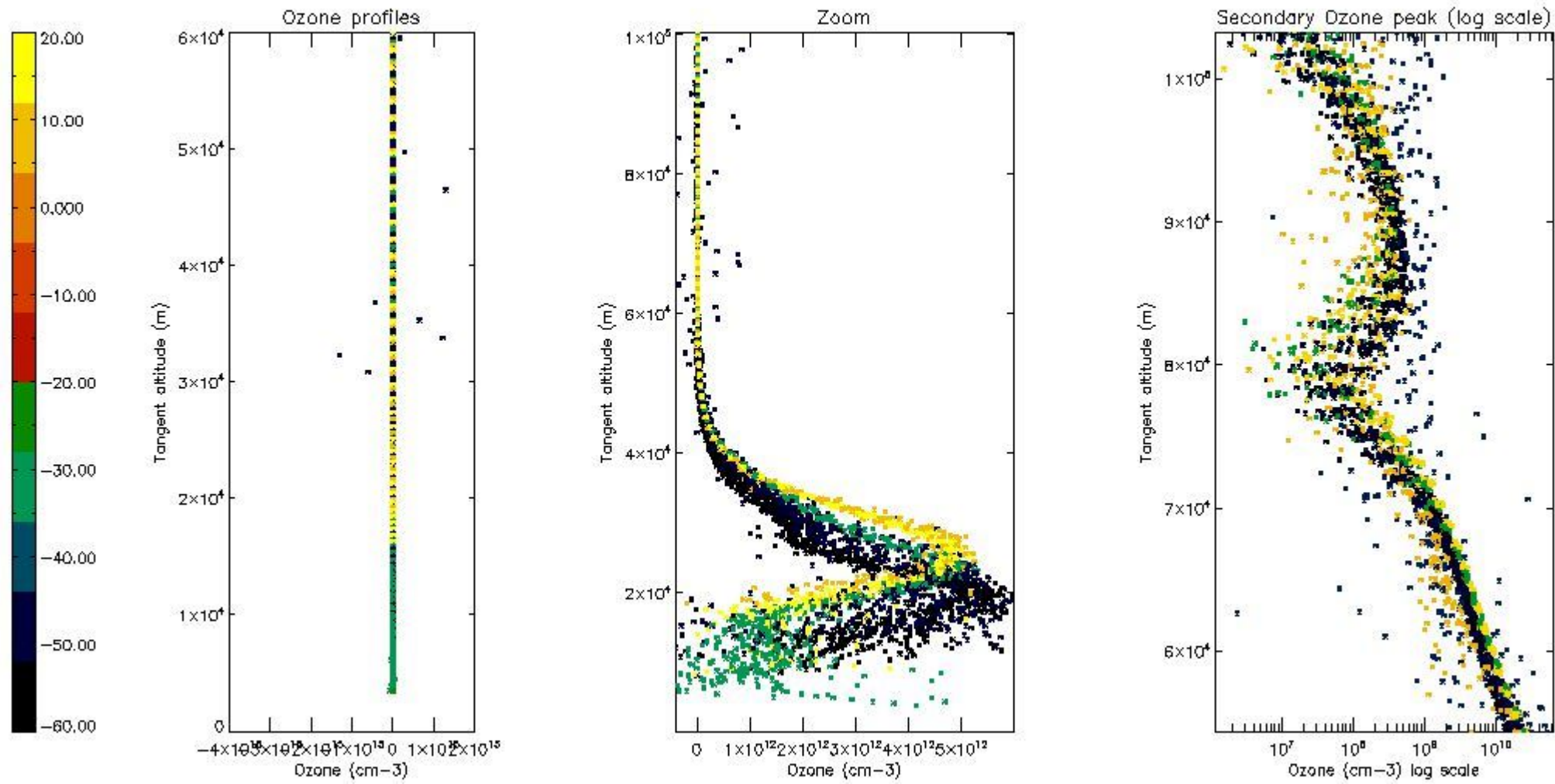
So, the table below shows the percentage of dark limb and valid observations for each criteria with respect to the overall valid daily observations.

Criteria	% of total production
All STD	37
STD < 20	23

STD < 10	19
STD < 5	14

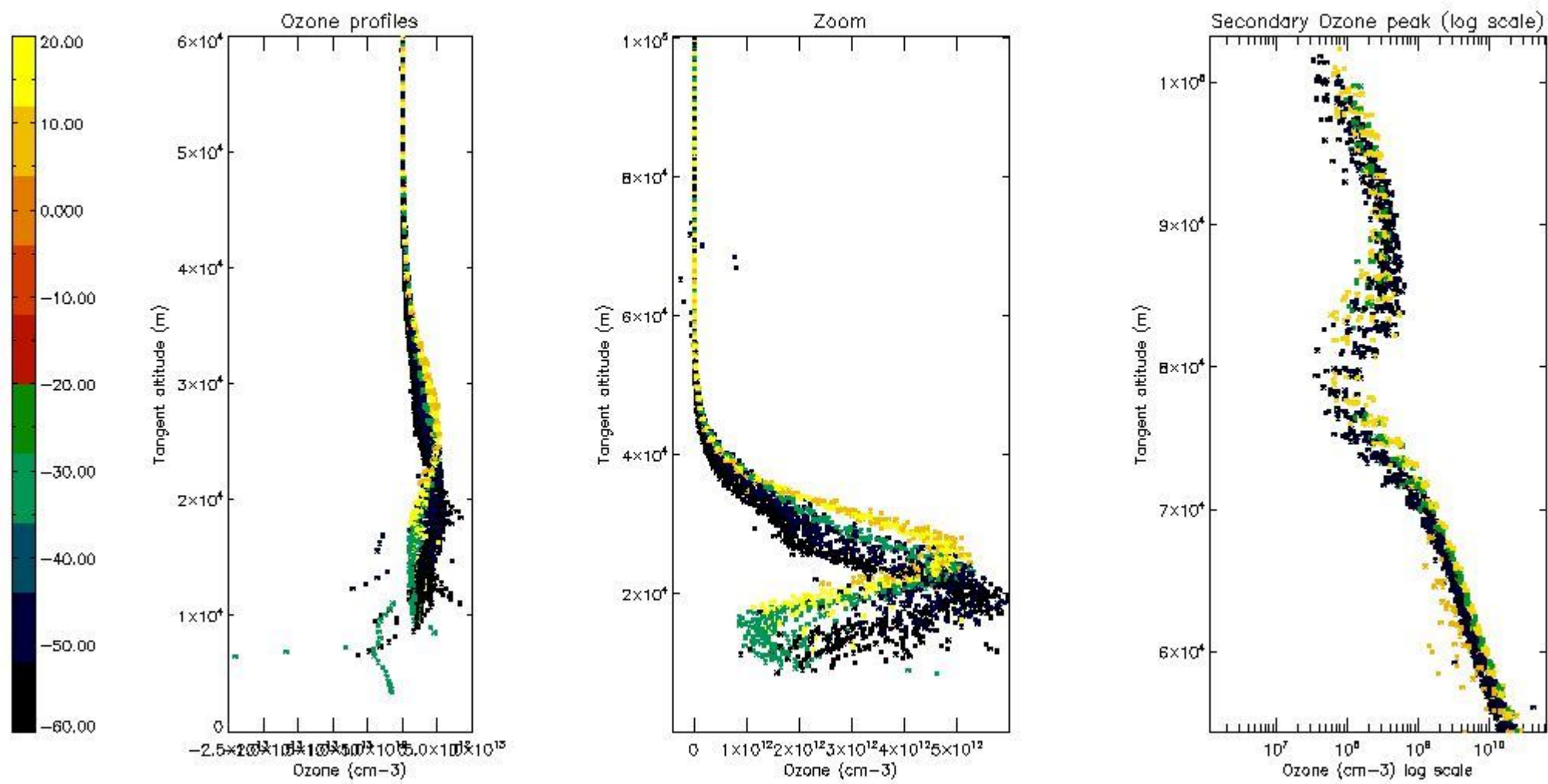
5.2 Plot ozone profiles for all STD (dark without errors)

The colorbar represents the latitude.



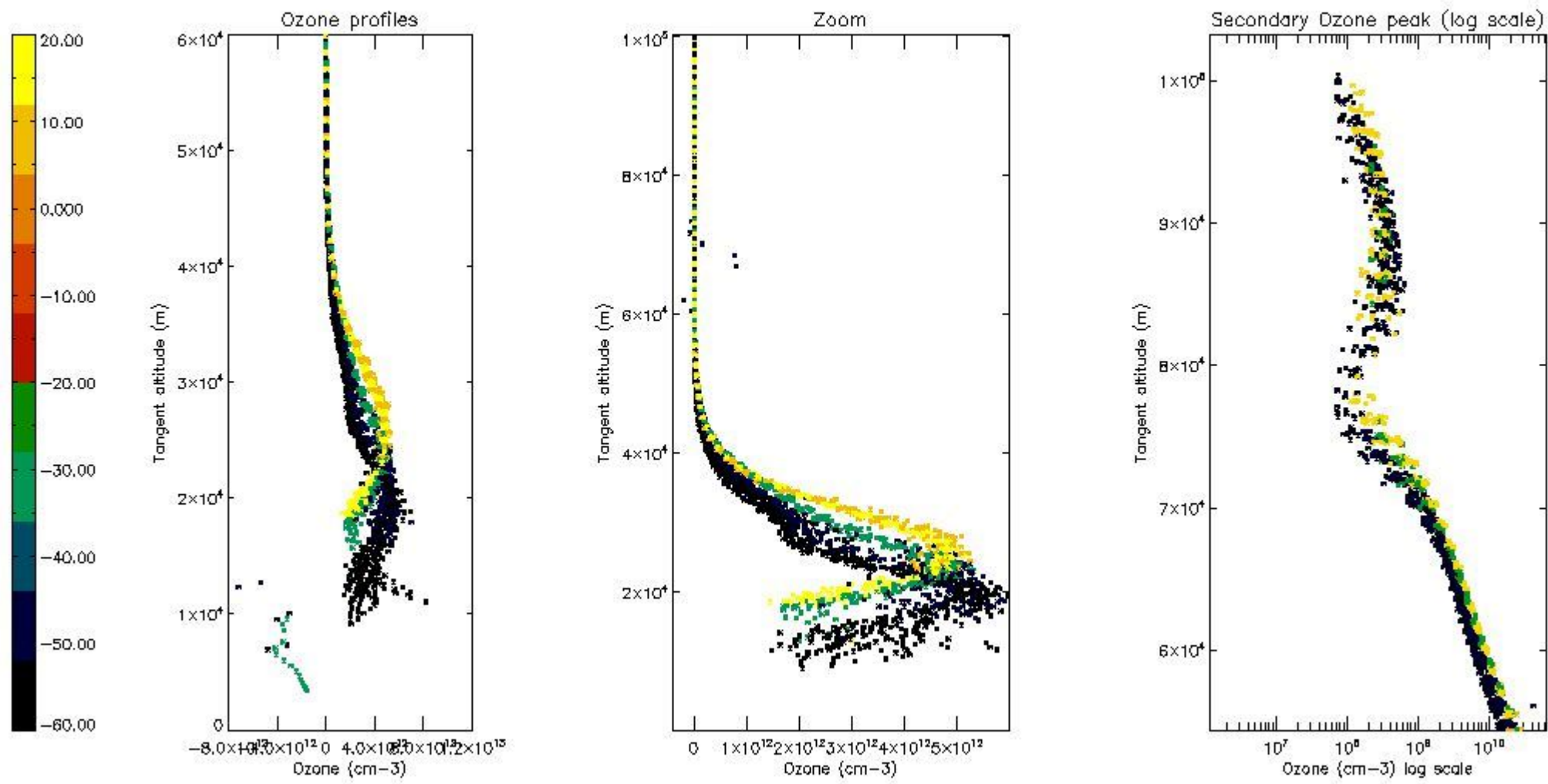
5.3 Plot ozone profiles where STD < 20% (dark without errors)

The colorbar represents the latitude.



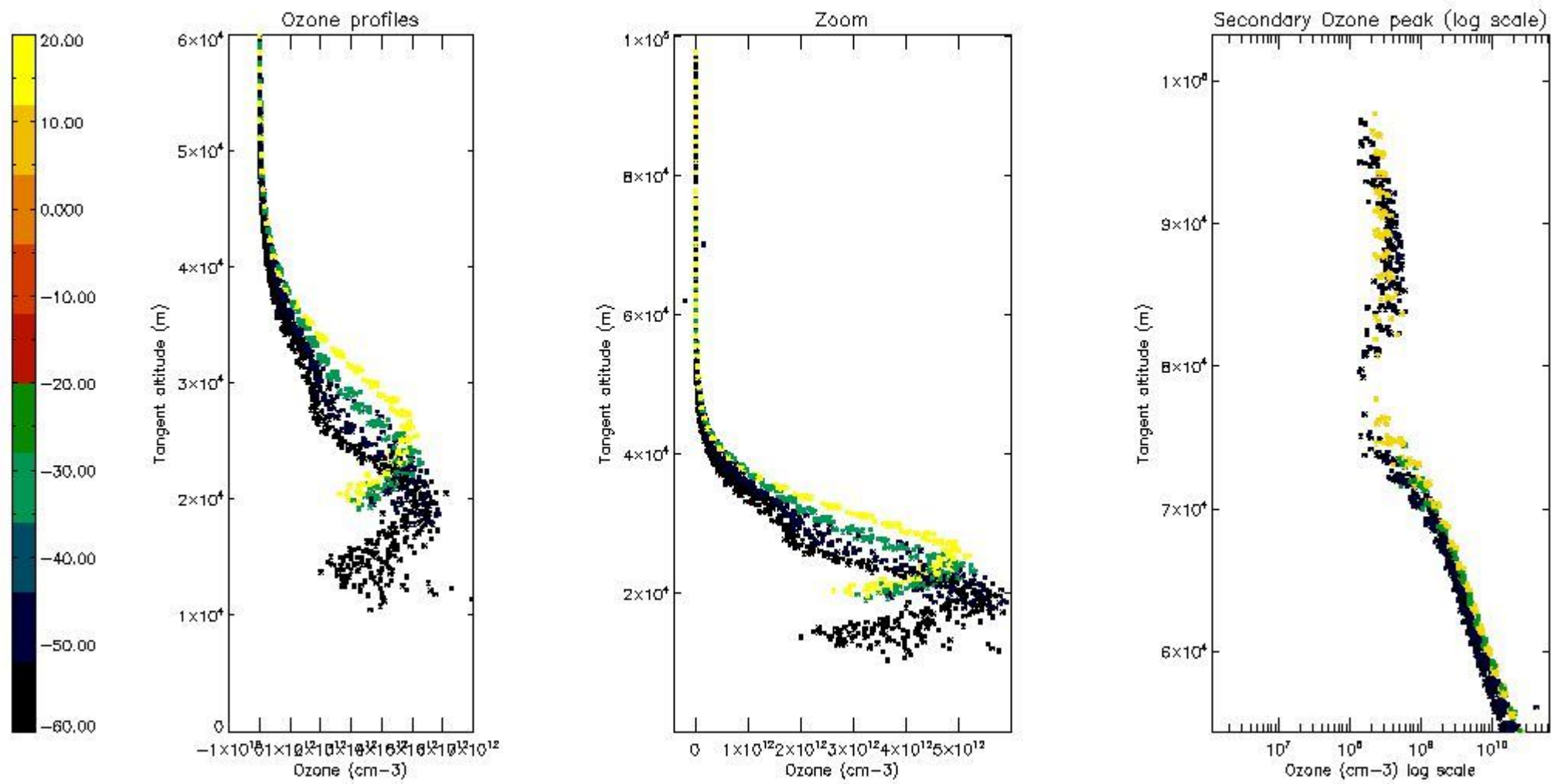
5.4 Plot ozone profiles where STD < 10% (dark without errors)

The colorbar represents the latitude.



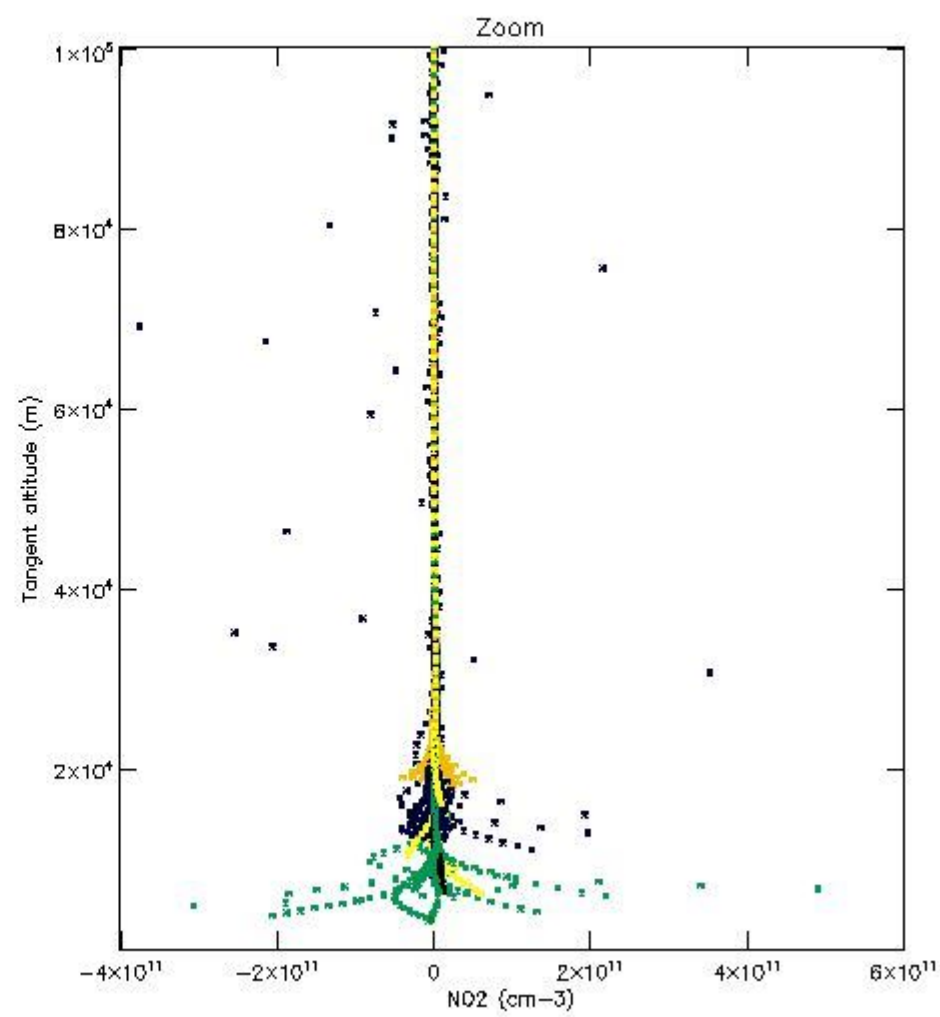
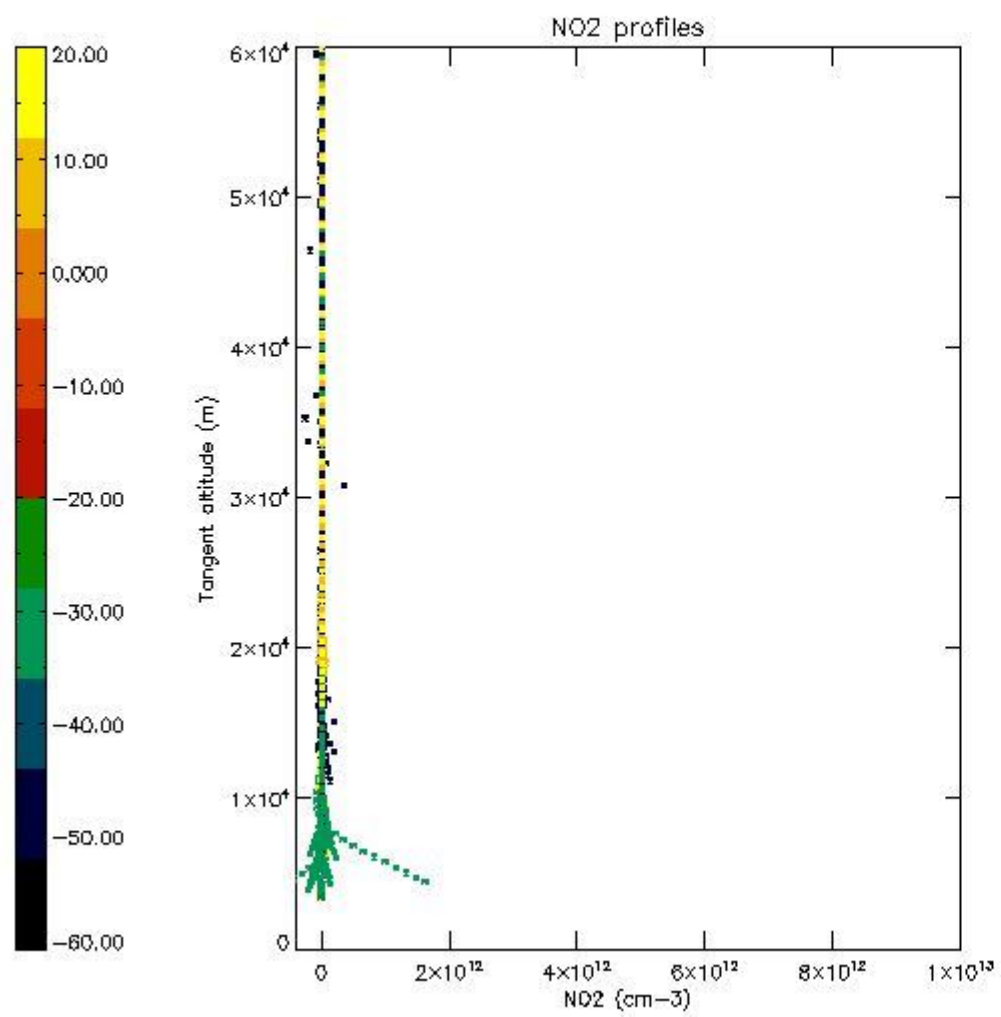
5.5 Plot ozone profiles where STD < 5% (dark without errors)

The colorbar represents the latitude.



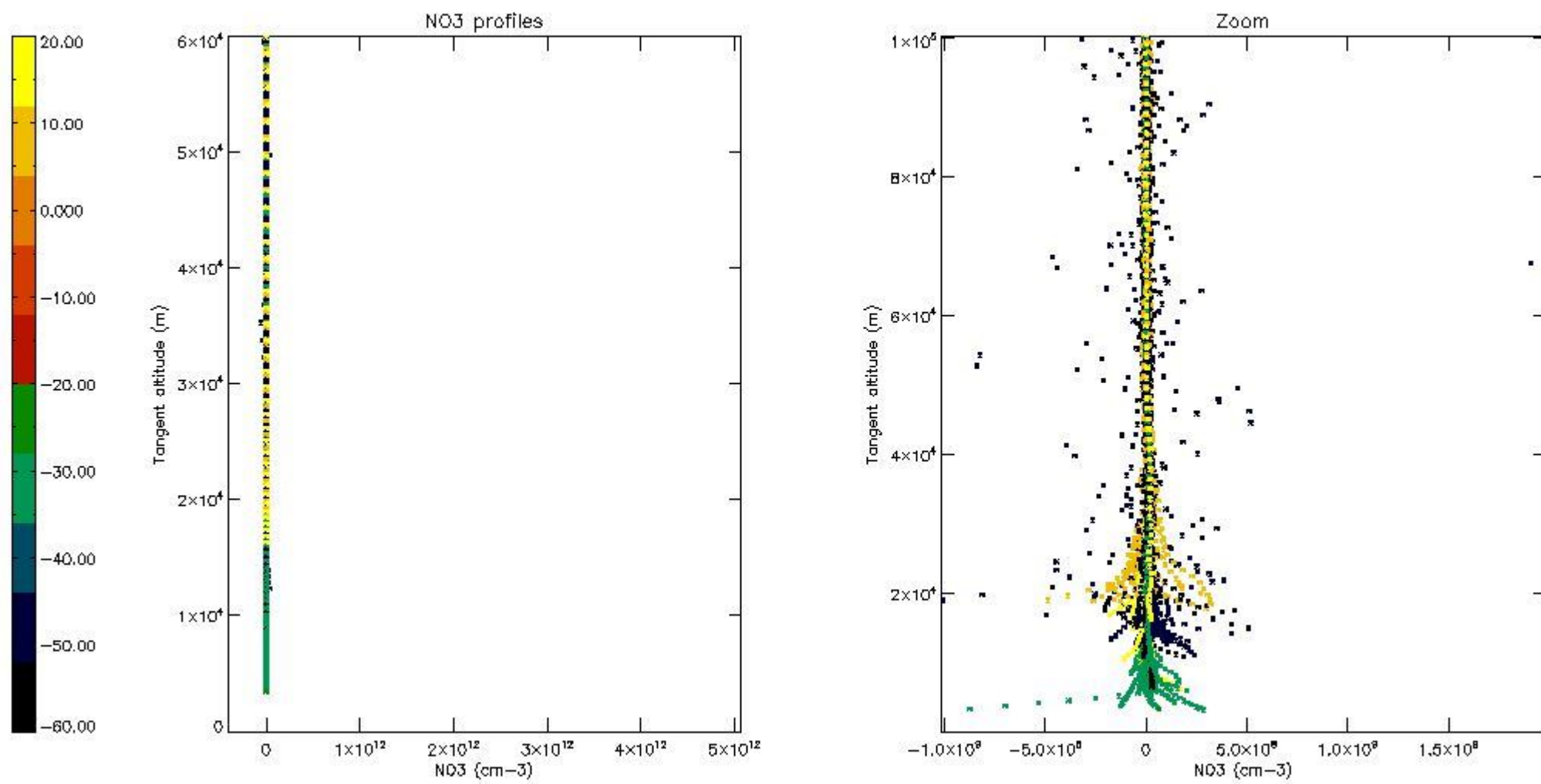
5.6 Plot NO₂ profiles for all STD (dark without errors)

The colorbar represents the latitude.



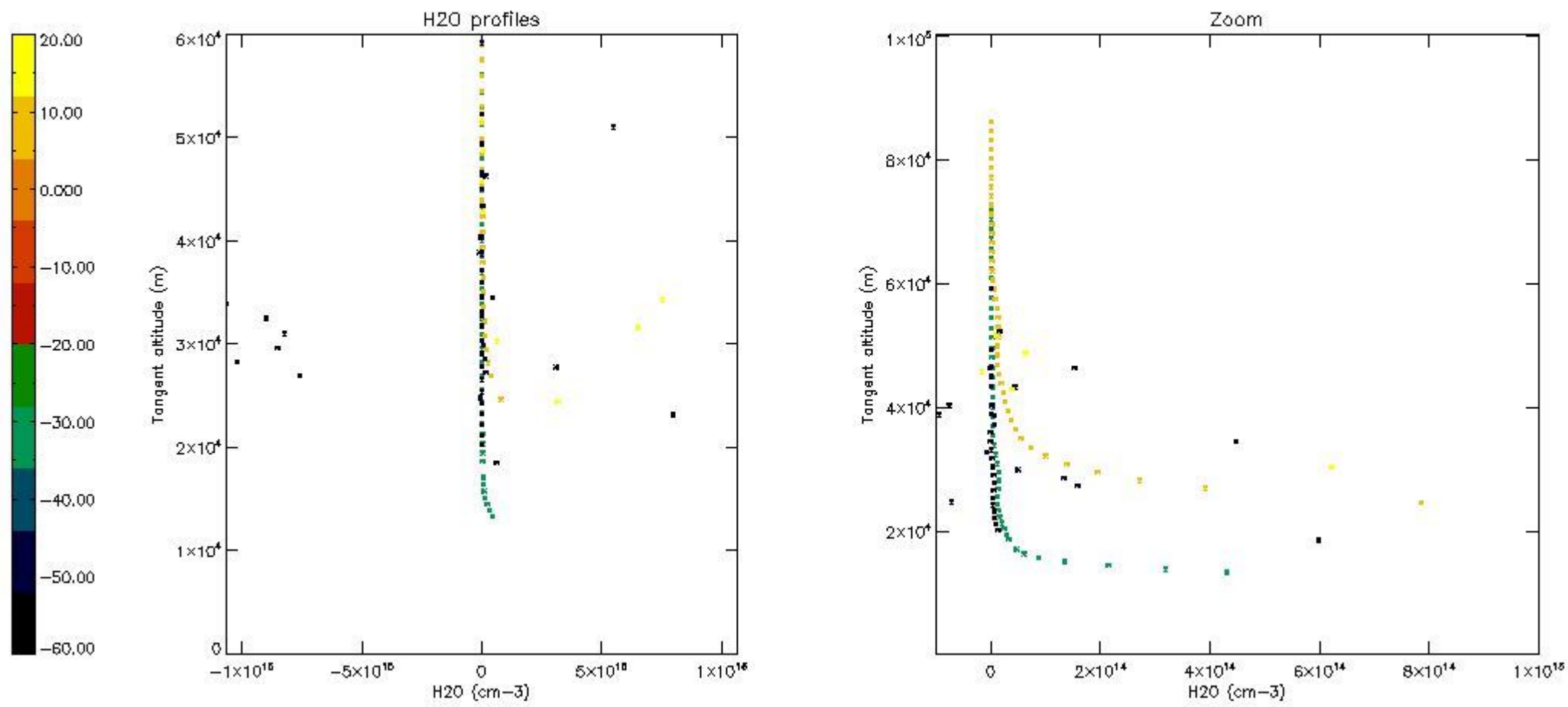
5.7 Plot NO3 profiles for all STD (dark without errors)

The colorbar represents the latitude.



5.8 Plot H2O profiles for all STD (only for occultations of stars 1,2,3,4,13,14,16,26,63 dark without errors)

The colorbar represents the latitude.



6. Auxiliary Data Files used for the production reported in section 2

The number reported in the third column indicates since which file (see list in section 2) the corresponding auxiliary file has been used. The fourth column is the date of those product files.

Type	Auxiliary Filename	Used since product	Used since product date
INST_PHYS_CHARACTERISTICS	GOM_INS_AXVIEC20091111_143220_20030716_120000_20500101_000000	1	30-AUG-2006 00:00:20
LEVEL-2_PROC_CONFIG	GOM_PR2_AXVIEC20091111_152718_20020301_000000_20500101_000000	1	30-AUG-2006 00:00:20
CROSS_SECTIONS_FILE	GOM_CRS_AXVIEC20091111_154832_20020301_000000_20500101_000000	1	30-AUG-2006 00:00:20

GOMOS Level 2 Daily Report

SUMMARY

[1. General Info](#)

[2. Summary of processed GOM_NL_2P products](#)

[3. Level 2 Quality information per product](#)

[3.1 Plot of level 2 quality information per product \(time dependant\)](#)

[3.2 Plot of level 2 quality information per product \(world map\)](#)

[4. Level 1 Quality information per product \(stored on level 2 products\)](#)

[4.1 Plot of level 1 quality information per product \(time dependant\)](#)

[4.1.1 Plot of level 1 quality information per product \(time dependant\): ASCENDING](#)

[4.1.2 Plot of level 1 quality information per product \(time dependant\): DESCENDING](#)

[4.2 Plot of level 1 quality information per product \(world map\)](#)

[4.2.1 Plot of level 1 quality information per product \(world map\): ASCENDING](#)

[4.2.2 Plot of level 1 quality information per product \(world map\): DESCENDING](#)

[5. Ozone profiles based on quality statistics and other trace gas profiles](#)

[5.1 Ozone statistics based on quality of products](#)

[5.2 Plot ozone profiles for all STD \(dark without errors\)](#)

[5.3 Plot ozone profiles where STD < 20% \(dark without errors\)](#)

[5.4. Plot ozone profiles where STD < 10% \(dark without errors\)](#)

[5.5. Plot ozone profiles where STD < 5% \(dark without errors\)](#)

[5.6 Plot NO2 profiles for all STD \(dark without errors\)](#)

[5.7 Plot NO3 profiles for all STD \(dark without errors\)](#)

[5.8 Plot H2O profiles \(only for occultations of stars 1,2,3,4,13,14,16,26,63 dark without errors\) for all STD](#)

[6. Auxiliary Data Files used for the production reported in section 2](#)

This report presents the daily analysis on parameters extracted from GOMOS level 2 data (GOM_NL__2P). It is intended to monitor some important parameters that will impact the quality of these products. A list of level 2 products (and content) that have arrived during the reporting day to the PCF is also given.

Item	Value
Time of report generation	24APR2013 03:45:57
Data source version	GOMOS/6.01
Start time of products	30-08-2006 (30AUG2006 00:00:00)
Stop time of products	31-08-2006 (31AUG2006 00:00:00)
Store outputs in DB	Yes
Nb of level 2 prods	286
Nb of prods with errors	0

2. Summary of processed GOM_NL__2P products.

Nr	Filename	UTC Start time	Limb	Duration	Star Id	Star Name	Star Mag	Star Temp	Nb Meas	Orbit	Prod. error
1	GOM_NL__2PRFIN20060830_000020_000000412050_00417_23517_1657.N1	30-AUG-2006 00:00:20	Bright	41.000	162	34Alp Aqr	2.9440	5350.0	82	23517	No
2	GOM_NL__2PRFIN20060830_000321_000000382050_00417_23517_1658.N1	30-AUG-2006 00:03:21	Bright	38.000	61	8Eps Peg	2.1000	3900.0	76	23517	No
3	GOM_NL__2PRFIN20060830_001010_000000342050_00417_23517_1659.N1	30-AUG-2006 00:10:10	Bright	34.000	92	53Eps Cyg	2.5000	4500.0	68	23517	No
4	GOM_NL__2PRFIN20060830_001201_000000372050_00417_23517_1660.N1	30-AUG-2006 00:12:01	Bright	36.500	66	37Gam Cyg	2.2080	5900.0	73	23517	No
5	GOM_NL__2PRFIN20060830_001321_000000372050_00417_23517_1661.N1	30-AUG-2006 00:13:21	Bright	37.000	19	50Alp Cyg	1.2460	10500.	74	23517	No
6	GOM_NL__2PRFIN20060830_001823_000000372050_00417_23517_1662.N1	30-AUG-2006 00:18:23	Bright	36.500	89	5Alp Cep	2.4510	8000.0	73	23517	No
7	GOM_NL__2PRFIN20060830_002559_000000332050_00417_23517_1663.N1	30-AUG-2006 00:25:59	Bright	32.500	49	1Alp UMi	1.9900	6300.0	65	23517	No
8	GOM_NL__2PRFIN20060830_004252_000000372050_00417_23517_1664.N1	30-AUG-2006 00:42:52	Bright	36.500	24	66Alp Gem	1.5800	10200.	73	23517	No
9	GOM_NL__2PRFIN20060830_005029_000000432050_00417_23517_1665.N1	30-AUG-2006 00:50:29	Twilight	42.500	8	10Alp CMi	0.40000	6500.0	85	23517	No
10	GOM_NL__2PRFIN20060830_005759_000000472050_00417_23517_1666.N1	30-AUG-2006 00:57:59	Dark	46.500	1	9Alp CMa	-1.4400	11000.	93	23517	No
11	GOM_NL__2PRFIN20060830_005920_000000412050_00417_23517_1667.N1	30-AUG-2006 00:59:20	Dark	40.500	179	24Omi2CMa	3.0320	24000.	81	23517	No
12	GOM_NL__2PRFIN20060830_010048_000000432050_00417_23517_1668.N1	30-AUG-2006 01:00:48	Dark	43.000	23	21Eps CMa	1.5020	26000.	86	23517	No
13	GOM_NL__2PRFIN20060830_010227_000000442050_00417_23517_1669.N1	30-AUG-2006 01:02:27	Dark	44.000	117	Pi Pup	2.7060	3800.0	88	23517	No
14	GOM_NL__2PRFIN20060830_010735_000000532050_00417_23517_1670.N1	30-AUG-2006 01:07:35	Dark	53.000	2	Alp Car	-0.73600	7000.0	106	23517	No
15	GOM_NL__2PRFIN20060830_011750_000000402050_00418_23518_1393.N1	30-AUG-2006 01:17:50	Dark	40.000	143	Alp Hyi	2.8570	7200.0	80	23518	No
16	GOM_NL__2PRFIN20060830_011905_000000442050_00418_23518_1394.N1	30-AUG-2006 01:19:05	Dark	43.500	9	Alp Eri	0.45300	24000.	87	23518	No
17	GOM_NL__2PRFIN20060830_012716_000000402050_00418_23518_1395.N1	30-AUG-2006 01:27:16	Straylight	39.500	31	Alp Gru	1.7340	15200.	79	23518	No
18	GOM_NL__2PRFIN20060830_013120_000000502050_00418_23518_1396.N1	30-AUG-2006 01:31:20	Straylight	50.000	18	24Alp PsA	1.1660	9700.0	100	23518	No
19	GOM_NL__2PRFIN20060830_013615_000000542050_00418_23518_1397.N1	30-AUG-2006 01:36:15	Bright	54.000	142	49Del Cap	2.8500	8900.0	108	23518	No
20	GOM_NL__2PRFIN20060830_013925_000000382050_00418_23518_1398.N1	30-AUG-2006 01:39:25	Bright	38.000	154	22Bet Aqr	2.8990	5700.0	76	23518	No
21	GOM_NL__2PRFIN20060830_014056_000000412050_00418_23518_1399.N1	30-AUG-2006 01:40:56	Bright	40.500	162	34Alp Aqr	2.9440	5350.0	81	23518	No
22	GOM_NL__2PRFIN20060830_014357_000000392050_00418_23518_1400.N1	30-AUG-2006 01:43:57	Bright	38.500	61	8Eps Peg	2.1000	3900.0	77	23518	No
23	GOM_NL__2PRFIN20060830_015046_000000372050_00418_23518_1401.N1	30-AUG-2006 01:50:46	Bright	37.000	92	53Eps Cyg	2.5000	4500.0	74	23518	No
24	GOM_NL__2PRFIN20060830_015237_000000372050_00418_23518_1402.N1	30-AUG-2006 01:52:37	Bright	37.000	66	37Gam Cyg	2.2080	5900.0	74	23518	No
25	GOM_NL__2PRFIN20060830_015357_000000362050_00418_23518_1403.N1	30-AUG-2006 01:53:57	Bright	36.000	19	50Alp Cyg	1.2460	10500.	72	23518	No
26	GOM_NL__2PRFIN20060830_015859_000000372050_00418_23518_1404.N1	30-AUG-2006 01:58:59	Bright	37.000	89	5Alp Cep	2.4510	8000.0	74	23518	No
27	GOM_NL__2PRFIN20060830_020635_000000352050_00418_23518_1405.N1	30-AUG-2006 02:06:35	Bright	35.000	49	1Alp UMi	1.9900	6300.0	70	23518	No
28	GOM_NL__2PRFIN20060830_022328_000000352050_00418_23518_1406.N1	30-AUG-2006 02:23:28	Bright	34.500	24	66Alp Gem	1.5800	10200.	69	23518	No
29	GOM_NL__2PRFIN20060830_023106_000000532050_00418_23518_1407.N1	30-AUG-2006 02:31:06	Twilight	53.000	8	10Alp CMi	0.40000	6500.0	106	23518	No
30	GOM_NL__2PRFIN20060830_023836_000000482050_00418_23518_1408.N1	30-AUG-2006 02:38:36	Dark	48.000	1	9Alp CMa	-1.4400	11000.	96	23518	No
31	GOM_NL__2PRFIN20060830_023956_000000392050_00418_23518_1409.N1	30-AUG-2006 02:39:56	Dark	39.000	179	24Omi2CMa	3.0320	24000.	78	23518	No
32	GOM_NL__2PRFIN20060830_024124_000000432050_00418_23518_1410.N1	30-AUG-2006 02:41:24	Dark	42.500	23	21Eps CMa	1.5020	26000.	85	23518	No
33	GOM_NL__2PRFIN20060830_024303_000000402050_00418_23518_1411.N1	30-AUG-2006 02:43:03	Dark	40.000	117	Pi Pup	2.7060	3800.0	80	23518	No
34	GOM_NL__2PRFIN20060830_024811_000000452050_00418_23518_1412.N1	30-AUG-2006 02:48:11	Dark	45.000	2	Alp Car	-0.73600	7000.0	90	23518	No
35	GOM_NL__2PRFIN20060830_025826_000000412050_00419_23519_1394.N1	30-AUG-2006 02:58:26	Dark	40.500	143	Alp Hyi	2.8570	7200.0	81	23519	No
36	GOM_NL__2PRFIN20060830_025941_000000432050_00419_23519_1395.N1	30-AUG-2006 02:59:41	Dark	43.000	9	Alp Eri	0.45300	24000.	86	23519	No
37	GOM_NL__2PRFIN20060830_030753_000000432050_00419_23519_1396.N1	30-AUG-2006 03:07:53	Straylight	43.000	31	Alp Gru	1.7340	15200.	86	23519	No
38	GOM_NL__2PRFIN20060830_031157_000000502050_00419_23519_1397.N1	30-AUG-2006 03:11:57	Straylight	50.000	18	24Alp PsA	1.1660	9700.0	100	23519	No
39	GOM_NL__2PRFIN20060830_031651_000000462050_00419_23519_1398.N1	30-AUG-2006 03:16:51	Bright	45.500	142	49Del Cap	2.8500	8900.0	91	23519	No
40	GOM_NL__2PRFIN20060830_032001_000000392050_00419_23519_1399.N1	30-AUG-2006 03:20:01	Bright	38.500	154	22Bet Aqr	2.8990	5700.0	77	23519	No
41	GOM_NL__2PRFIN20060830_032132_000000412050_00419_23519_1400.N1	30-AUG-2006 03:21:32	Bright	40.500	162	34Alp Aqr	2.9440	5350.0	81	23519	No
42	GOM_NL__2PRFIN20060830_032433_000000392050_00419_23519_1401.N1	30-AUG-2006 03:24:33	Bright	39.000	61	8Eps Peg	2.1000	3900.0	78	23519	No

43	GOM_NL__2PRFIN20060830_033122_000000372050_00419_23519_1402.N1	30-AUG-2006 03:31:22	Bright	37.000	92	53Eps Cyg	2.5000	4500.0	74	23519	No
44	GOM_NL__2PRFIN20060830_033313_000000372050_00419_23519_1403.N1	30-AUG-2006 03:33:13	Bright	36.500	66	37Gam Cyg	2.2080	5900.0	73	23519	No
45	GOM_NL__2PRFIN20060830_033433_000000362050_00419_23519_1404.N1	30-AUG-2006 03:34:33	Bright	36.000	19	50Alp Cyg	1.2460	10500.	72	23519	No
46	GOM_NL__2PRFIN20060830_033934_000000362050_00419_23519_1405.N1	30-AUG-2006 03:39:34	Bright	35.500	89	5Alp Cep	2.4510	8000.0	71	23519	No
47	GOM_NL__2PRFIN20060830_034711_000000342050_00419_23519_1406.N1	30-AUG-2006 03:47:11	Bright	33.500	49	1Alp UMi	1.9900	6300.0	67	23519	No
48	GOM_NL__2PRFIN20060830_040404_000000352050_00419_23519_1407.N1	30-AUG-2006 04:04:04	Bright	35.000	24	66Alp Gem	1.5800	10200.	70	23519	No
49	GOM_NL__2PRFIN20060830_041142_000000482050_00419_23519_1408.N1	30-AUG-2006 04:11:42	Twilight	47.500	8	10Alp CMi	0.40000	6500.0	95	23519	No
50	GOM_NL__2PRFIN20060830_041912_000000492050_00419_23519_1409.N1	30-AUG-2006 04:19:12	Dark	49.000	1	9Alp CMa	-1.4400	11000.	98	23519	No
51	GOM_NL__2PRFIN20060830_042032_000000402050_00419_23519_1410.N1	30-AUG-2006 04:20:32	Dark	40.000	179	24Omi2CMa	3.0320	24000.	80	23519	No
52	GOM_NL__2PRFIN20060830_042201_000000442050_00419_23519_1411.N1	30-AUG-2006 04:22:01	Dark	44.000	23	21Eps CMa	1.5020	26000.	88	23519	No
53	GOM_NL__2PRFIN20060830_042339_000000432050_00419_23519_1412.N1	30-AUG-2006 04:23:39	Dark	42.500	117	Pi Pup	2.7060	3800.0	85	23519	No
54	GOM_NL__2PRFIN20060830_042847_000000472050_00419_23519_1413.N1	30-AUG-2006 04:28:47	Dark	46.500	2	Alp Car	-0.73600	7000.0	93	23519	No
55	GOM_NL__2PRFIN20060830_043903_000000392050_00420_23520_1396.N1	30-AUG-2006 04:39:03	Dark	39.000	143	Alp Hyi	2.8570	7200.0	78	23520	No
56	GOM_NL__2PRFIN20060830_044018_000000442050_00420_23520_1397.N1	30-AUG-2006 04:40:18	Dark	43.500	9	Alp Eri	0.45300	24000.	87	23520	No
57	GOM_NL__2PRFIN20060830_044829_000000382050_00420_23520_1398.N1	30-AUG-2006 04:48:29	Straylight	38.000	31	Alp Gru	1.7340	15200.	76	23520	No
58	GOM_NL__2PRFIN20060830_045233_000000462050_00420_23520_1399.N1	30-AUG-2006 04:52:33	Straylight	46.000	18	24Alp PsA	1.1660	9700.0	92	23520	No
59	GOM_NL__2PRFIN20060830_045727_000000462050_00420_23520_1400.N1	30-AUG-2006 04:57:27	Bright	45.500	142	49Del Cap	2.8500	8900.0	91	23520	No
60	GOM_NL__2PRFIN20060830_050037_000000392050_00420_23520_1401.N1	30-AUG-2006 05:00:37	Bright	39.000	154	22Bet Aqr	2.8990	5700.0	78	23520	No
61	GOM_NL__2PRFIN20060830_050208_000000402050_00420_23520_1402.N1	30-AUG-2006 05:02:08	Bright	40.000	162	34Alp Aqr	2.9440	5350.0	80	23520	No
62	GOM_NL__2PRFIN20060830_050509_000000402050_00420_23520_1403.N1	30-AUG-2006 05:05:09	Bright	39.500	61	8Eps Peg	2.1000	3900.0	79	23520	No
63	GOM_NL__2PRFIN20060830_051158_000000352050_00420_23520_1404.N1	30-AUG-2006 05:11:58	Bright	35.000	92	53Eps Cyg	2.5000	4500.0	70	23520	No
64	GOM_NL__2PRFIN20060830_051349_000000362050_00420_23520_1405.N1	30-AUG-2006 05:13:49	Bright	35.500	66	37Gam Cyg	2.2080	5900.0	71	23520	No
65	GOM_NL__2PRFIN20060830_051509_000000362050_00420_23520_1406.N1	30-AUG-2006 05:15:09	Bright	35.500	19	50Alp Cyg	1.2460	10500.	71	23520	No
66	GOM_NL__2PRFIN20060830_052010_000000362050_00420_23520_1407.N1	30-AUG-2006 05:20:10	Bright	36.000	89	5Alp Cep	2.4510	8000.0	72	23520	No
67	GOM_NL__2PRFIN20060830_052746_000000352050_00420_23520_1408.N1	30-AUG-2006 05:27:46	Bright	35.000	49	1Alp UMi	1.9900	6300.0	70	23520	No
68	GOM_NL__2PRFIN20060830_054440_000000382050_00420_23520_1409.N1	30-AUG-2006 05:44:40	Bright	38.000	24	66Alp Gem	1.5800	10200.	76	23520	No
69	GOM_NL__2PRFIN20060830_055218_000000462050_00420_23520_1410.N1	30-AUG-2006 05:52:18	Twilight	46.000	8	10Alp CMi	0.40000	6500.0	92	23520	No
70	GOM_NL__2PRFIN20060830_055949_000000472050_00420_23520_1411.N1	30-AUG-2006 05:59:49	Dark	47.000	1	9Alp CMa	-1.4400	11000.	94	23520	No
71	GOM_NL__2PRFIN20060830_060109_000000402050_00420_23520_1412.N1	30-AUG-2006 06:01:09	Dark	40.000	179	24Omi2CMa	3.0320	24000.	80	23520	No
72	GOM_NL__2PRFIN20060830_060237_000000412050_00420_23520_1413.N1	30-AUG-2006 06:02:37	Dark	41.000	23	21Eps CMa	1.5020	26000.	82	23520	No
73	GOM_NL__2PRFIN20060830_060415_000000442050_00420_23520_1414.N1	30-AUG-2006 06:04:15	Dark	44.000	117	Pi Pup	2.7060	3800.0	88	23520	No
74	GOM_NL__2PRFIN20060830_060924_000000502050_00420_23520_1415.N1	30-AUG-2006 06:09:24	Dark	50.000	2	Alp Car	-0.73600	7000.0	100	23520	No
75	GOM_NL__2PRFIN20060830_061939_000000412050_00421_23521_1397.N1	30-AUG-2006 06:19:39	Dark	40.500	143	Alp Hyi	2.8570	7200.0	81	23521	No
76	GOM_NL__2PRFIN20060830_062055_000000452050_00421_23521_1398.N1	30-AUG-2006 06:20:55	Dark	45.000	9	Alp Eri	0.45300	24000.	90	23521	No
77	GOM_NL__2PRFIN20060830_062905_000000412050_00421_23521_1399.N1	30-AUG-2006 06:29:05	Straylight	40.500	31	Alp Gru	1.7340	15200.	81	23521	No
78	GOM_NL__2PRFIN20060830_063309_000000492050_00421_23521_1400.N1	30-AUG-2006 06:33:09	Straylight	49.000	18	24Alp PsA	1.1660	9700.0	98	23521	No
79	GOM_NL__2PRFIN20060830_063803_000000442050_00421_23521_1401.N1	30-AUG-2006 06:38:03	Bright	43.500	142	49Del Cap	2.8500	8900.0	87	23521	No
80	GOM_NL__2PRFIN20060830_064113_000000382050_00421_23521_1402.N1	30-AUG-2006 06:41:13	Bright	38.000	154	22Bet Aqr	2.8990	5700.0	76	23521	No
81	GOM_NL__2PRFIN20060830_064244_000000402050_00421_23521_1403.N1	30-AUG-2006 06:42:44	Bright	40.000	162	34Alp Aqr	2.9440	5350.0	80	23521	No
82	GOM_NL__2PRFIN20060830_064545_000000402050_00421_23521_1404.N1	30-AUG-2006 06:45:45	Bright	40.000	61	8Eps Peg	2.1000	3900.0	80	23521	No
83	GOM_NL__2PRFIN20060830_065234_000000372050_00421_23521_1405.N1	30-AUG-2006 06:52:34	Bright	36.500	92	53Eps Cyg	2.5000	4500.0	73	23521	No
84	GOM_NL__2PRFIN20060830_065425_000000362050_00421_23521_1406.N1	30-AUG-2006 06:54:25	Bright	36.000	66	37Gam Cyg	2.2080	5900.0	72	23521	No
85	GOM_NL__2PRFIN20060830_065545_000000382050_00421_23521_1407.N1	30-AUG-2006 06:55:45	Bright	37.500	19	50Alp Cyg	1.2460	10500.	75	23521	No
86	GOM_NL__2PRFIN20060830_070046_000000402050_00421_23521_1408.N1	30-AUG-2006 07:00:46	Bright	40.000	89	5Alp Cep	2.4510	8000.0	80	23521	No
87	GOM_NL__2PRFIN20060830_070822_000000362050_00421_23521_1409.N1	30-AUG-2006 07:08:22	Bright	35.500	49	1Alp UMi	1.9900	6300.0	71	23521	No
88	GOM_NL__2PRFIN20060830_072516_000000372050_00421_23521_1410.N1	30-AUG-2006 07:25:16	Bright	37.000	24	66Alp Gem	1.5800	10200.	74	23521	No
89	GOM_NL__2PRFIN20060830_073254_000000522050_00421_23521_1411.N1	30-AUG-2006 07:32:54	Twilight	51.500	8	10Alp CMi	0.40000	6500.0	103	23521	No
90	GOM_NL__2PRFIN20060830_074025_000000522050_00421_23521_1412.N1	30-AUG-2006 07:40:25	Dark	52.000	1	9Alp CMa	-1.4400	11000.	104	23521	No
91	GOM_NL__2PRFIN20060830_074145_000000412050_00421_23521_1413.N1	30-AUG-2006 07:41:45	Dark	40.500	179	24Omi2CMa	3.0320	24000.	81	23521	No
92	GOM_NL__2PRFIN20060830_074313_000000402050_00421_23521_1414.N1	30-AUG-2006 07:43:13	Dark	39.500	23	21Eps CMa	1.5020	26000.	79	23521	No
93	GOM_NL__2PRFIN20060830_074452_000000422050_00421_23521_1415.N1	30-AUG-2006 07:44:52	Dark	41.500	117	Pi Pup	2.7060	3800.0	83	23521	No
94	GOM_NL__2PRFIN20060830_075000_000000532050_00421_23521_1416.N1	30-AUG-2006 07:50:00	Dark	52.500	2	Alp Car	-0.73600	7000.0	105	23521	No
95	GOM_NL__2PRFIN20060830_080016_000000392050_00422_23522_1398.N1	30-AUG-2006 08:00:16	Dark	39.000	143	Alp Hyi	2.8570	7200.0	78	23522	No
96	GOM_NL__2PRFIN20060830_080131_000000512050_00422_23522_1399.N1	30-AUG-2006 08:01:31	Dark	50.500	9	Alp Eri	0.45300	24000.	101	23522	No
97	GOM_NL__2PRFIN20060830_080941_000000422050_00422_23522_1400.N1	30-AUG-2006 08:09:41	Straylight	42.000	31	Alp Gru	1.7340	15200.	84	23522	No
98	GOM_NL__2PRFIN20060830_081345_000000482050_00422_23522_1401.N1	30-AUG-2006 08:13:45	Straylight	48.000	18	24Alp PsA	1.1660	9700.0	96	23522	No
99	GOM_NL__2PRFIN20060830_081839_000000472050_00422_23522_1402.N1	30-AUG-2006 08:18:39	Bright	47.000	142	49Del Cap	2.8500	8900.0	94	23522	No
100	GOM_NL__2PRFIN20060830_082149_000000392050_00422_23522_1403.N1	30-AUG-2006 08:21:49	Bright	39.000	154	22Bet Aqr	2.8990	5700.0	78	23522	No
101	GOM_NL__2PRFIN20060830_082320_000000402050_00422_23522_1404.N1	30-AUG-2006 08:23:20	Bright	39.500	162	34Alp Aqr	2.9440	5350.0	79	23522	No

102	GOM_NL__2PRFIN20060830_082621_000000392050_00422_23522_1405.N1	30-AUG-2006 08:26:21	Bright	38.500	61	8Eps Peg	2.1000	3900.0	77	23522	No
103	GOM_NL__2PRFIN20060830_083310_000000342050_00422_23522_1406.N1	30-AUG-2006 08:33:10	Bright	34.000	92	53Eps Cyg	2.5000	4500.0	68	23522	No
104	GOM_NL__2PRFIN20060830_083501_000000342050_00422_23522_1407.N1	30-AUG-2006 08:35:01	Bright	34.000	66	37Gam Cyg	2.2080	5900.0	68	23522	No
105	GOM_NL__2PRFIN20060830_083621_000000352050_00422_23522_1408.N1	30-AUG-2006 08:36:21	Bright	34.500	19	50Alp Cyg	1.2460	10500.	69	23522	No
106	GOM_NL__2PRFIN20060830_084122_000000532050_00422_23522_1409.N1	30-AUG-2006 08:41:22	Bright	53.000	89	5Alp Cep	2.4510	8000.0	106	23522	No
107	GOM_NL__2PRFIN20060830_084858_000000342050_00422_23522_1410.N1	30-AUG-2006 08:48:58	Bright	34.000	49	1Alp UMi	1.9900	6300.0	68	23522	No
108	GOM_NL__2PRFIN20060830_090552_000000372050_00422_23522_1411.N1	30-AUG-2006 09:05:52	Bright	37.000	24	66Alp Gem	1.5800	10200.	74	23522	No
109	GOM_NL__2PRFIN20060830_091330_000000442050_00422_23522_1412.N1	30-AUG-2006 09:13:30	Twilight	43.500	8	10Alp CMi	0.40000	6500.0	87	23522	No
110	GOM_NL__2PRFIN20060830_092102_000000482050_00422_23522_1413.N1	30-AUG-2006 09:21:02	Dark	48.000	1	9Alp CMa	-1.4400	11000.	96	23522	No
111	GOM_NL__2PRFIN20060830_092221_000000392050_00422_23522_1414.N1	30-AUG-2006 09:22:21	Dark	39.000	179	24Omi2CMa	3.0320	24000.	78	23522	No
112	GOM_NL__2PRFIN20060830_092350_000000422050_00422_23522_1415.N1	30-AUG-2006 09:23:50	Dark	42.000	23	21Eps CMa	1.5020	26000.	84	23522	No
113	GOM_NL__2PRFIN20060830_092528_000000402050_00422_23522_1416.N1	30-AUG-2006 09:25:28	Dark	40.000	117	Pi Pup	2.7060	3800.0	80	23522	No
114	GOM_NL__2PRFIN20060830_093037_000000492050_00422_23522_1417.N1	30-AUG-2006 09:30:37	Dark	48.500	2	Alp Car	-0.73600	7000.0	97	23522	No
115	GOM_NL__2PRFIN20060830_094052_000000412050_00423_23523_1399.N1	30-AUG-2006 09:40:52	Dark	40.500	143	Alp Hyi	2.8570	7200.0	81	23523	No
116	GOM_NL__2PRFIN20060830_094208_000000442050_00423_23523_1400.N1	30-AUG-2006 09:42:08	Dark	43.500	9	Alp Eri	0.45300	24000.	87	23523	No
117	GOM_NL__2PRFIN20060830_095017_000000422050_00423_23523_1401.N1	30-AUG-2006 09:50:17	Straylight	41.500	31	Alp Gru	1.7340	15200.	83	23523	No
118	GOM_NL__2PRFIN20060830_095421_000000482050_00423_23523_1402.N1	30-AUG-2006 09:54:21	Straylight	48.000	18	24Alp PsA	1.1660	9700.0	96	23523	No
119	GOM_NL__2PRFIN20060830_095915_000000442050_00423_23523_1403.N1	30-AUG-2006 09:59:15	Bright	43.500	142	49Del Cap	2.8500	8900.0	87	23523	No
120	GOM_NL__2PRFIN20060830_100225_000000392050_00423_23523_1404.N1	30-AUG-2006 10:02:25	Bright	39.000	154	22Bet Aqr	2.8990	5700.0	78	23523	No
121	GOM_NL__2PRFIN20060830_100356_000000402050_00423_23523_1405.N1	30-AUG-2006 10:03:56	Bright	39.500	162	34Alp Aqr	2.9440	5350.0	79	23523	No
122	GOM_NL__2PRFIN20060830_100656_000000402050_00423_23523_1406.N1	30-AUG-2006 10:06:56	Bright	39.500	61	8Eps Peg	2.1000	3900.0	79	23523	No
123	GOM_NL__2PRFIN20060830_101346_000000372050_00423_23523_1407.N1	30-AUG-2006 10:13:46	Bright	37.000	92	53Eps Cyg	2.5000	4500.0	74	23523	No
124	GOM_NL__2PRFIN20060830_101537_000000372050_00423_23523_1408.N1	30-AUG-2006 10:15:37	Bright	36.500	66	37Gam Cyg	2.2080	5900.0	73	23523	No
125	GOM_NL__2PRFIN20060830_101657_000000382050_00423_23523_1409.N1	30-AUG-2006 10:16:57	Bright	38.000	19	50Alp Cyg	1.2460	10500.	76	23523	No
126	GOM_NL__2PRFIN20060830_102158_000000362050_00423_23523_1410.N1	30-AUG-2006 10:21:58	Bright	36.000	89	5Alp Cep	2.4510	8000.0	72	23523	No
127	GOM_NL__2PRFIN20060830_102934_000000372050_00423_23523_1411.N1	30-AUG-2006 10:29:34	Bright	36.500	49	1Alp UMi	1.9900	6300.0	73	23523	No
128	GOM_NL__2PRFIN20060830_104628_000000382050_00423_23523_1412.N1	30-AUG-2006 10:46:28	Bright	38.000	24	66Alp Gem	1.5800	10200.	76	23523	No
129	GOM_NL__2PRFIN20060830_105406_000000452050_00423_23523_1413.N1	30-AUG-2006 10:54:06	Twilight	44.500	8	10Alp CMi	0.40000	6500.0	89	23523	No
130	GOM_NL__2PRFIN20060830_110138_000000512050_00423_23523_1414.N1	30-AUG-2006 11:01:38	Dark	50.500	1	9Alp CMa	-1.4400	11000.	101	23523	No
131	GOM_NL__2PRFIN20060830_110258_000000422050_00423_23523_1415.N1	30-AUG-2006 11:02:58	Dark	41.500	179	24Omi2CMa	3.0320	24000.	83	23523	No
132	GOM_NL__2PRFIN20060830_110426_000000422050_00423_23523_1416.N1	30-AUG-2006 11:04:26	Dark	41.500	23	21Eps CMa	1.5020	26000.	83	23523	No
133	GOM_NL__2PRFIN20060830_110604_000000422050_00423_23523_1417.N1	30-AUG-2006 11:06:04	Dark	42.000	117	Pi Pup	2.7060	3800.0	84	23523	No
134	GOM_NL__2PRFIN20060830_111113_000000482050_00423_23523_1418.N1	30-AUG-2006 11:11:13	Dark	47.500	2	Alp Car	-0.73600	7000.0	95	23523	No
135	GOM_NL__2PRFIN20060830_112129_000000412050_00424_23524_1400.N1	30-AUG-2006 11:21:29	Dark	40.500	143	Alp Hyi	2.8570	7200.0	81	23524	No
136	GOM_NL__2PRFIN20060830_112244_000000442050_00424_23524_1401.N1	30-AUG-2006 11:22:44	Dark	44.000	9	Alp Eri	0.45300	24000.	88	23524	No
137	GOM_NL__2PRFIN20060830_113054_000000412050_00424_23524_1402.N1	30-AUG-2006 11:30:54	Straylight	41.000	31	Alp Gru	1.7340	15200.	82	23524	No
138	GOM_NL__2PRFIN20060830_113458_000000492050_00424_23524_1403.N1	30-AUG-2006 11:34:58	Straylight	48.500	18	24Alp PsA	1.1660	9700.0	97	23524	No
139	GOM_NL__2PRFIN20060830_113951_000000452050_00424_23524_1404.N1	30-AUG-2006 11:39:51	Bright	45.000	142	49Del Cap	2.8500	8900.0	90	23524	No
140	GOM_NL__2PRFIN20060830_114301_000000392050_00424_23524_1405.N1	30-AUG-2006 11:43:01	Bright	38.500	154	22Bet Aqr	2.8990	5700.0	77	23524	No
141	GOM_NL__2PRFIN20060830_114431_000000412050_00424_23524_1406.N1	30-AUG-2006 11:44:31	Bright	40.500	162	34Alp Aqr	2.9440	5350.0	81	23524	No
142	GOM_NL__2PRFIN20060830_114732_000000382050_00424_23524_1407.N1	30-AUG-2006 11:47:32	Bright	37.500	61	8Eps Peg	2.1000	3900.0	75	23524	No
143	GOM_NL__2PRFIN20060830_115422_000000372050_00424_23524_1408.N1	30-AUG-2006 11:54:22	Bright	36.500	92	53Eps Cyg	2.5000	4500.0	73	23524	No
144	GOM_NL__2PRFIN20060830_115613_000000372050_00424_23524_1409.N1	30-AUG-2006 11:56:13	Bright	37.000	66	37Gam Cyg	2.2080	5900.0	74	23524	No
145	GOM_NL__2PRFIN20060830_115733_000000382050_00424_23524_1410.N1	30-AUG-2006 11:57:33	Bright	38.000	19	50Alp Cyg	1.2460	10500.	76	23524	No
146	GOM_NL__2PRFIN20060830_120234_000000372050_00424_23524_1411.N1	30-AUG-2006 12:02:34	Bright	37.000	89	5Alp Cep	2.4510	8000.0	74	23524	No
147	GOM_NL__2PRFIN20060830_121010_000000362050_00424_23524_1412.N1	30-AUG-2006 12:10:10	Bright	35.500	49	1Alp UMi	1.9900	6300.0	71	23524	No
148	GOM_NL__2PRFIN20060830_122704_000000382050_00424_23524_1413.N1	30-AUG-2006 12:27:04	Bright	37.500	24	66Alp Gem	1.5800	10200.	75	23524	No
149	GOM_NL__2PRFIN20060830_123443_000000442050_00424_23524_1414.N1	30-AUG-2006 12:34:43	Twilight	43.500	8	10Alp CMi	0.40000	6500.0	87	23524	No
150	GOM_NL__2PRFIN20060830_124215_000000522050_00424_23524_1415.N1	30-AUG-2006 12:42:15	Dark	51.500	1	9Alp CMa	-1.4400	11000.	103	23524	No
151	GOM_NL__2PRFIN20060830_124334_000000402050_00424_23524_1416.N1	30-AUG-2006 12:43:34	Dark	39.500	179	24Omi2CMa	3.0320	24000.	79	23524	No
152	GOM_NL__2PRFIN20060830_124503_000000442050_00424_23524_1417.N1	30-AUG-2006 12:45:03	Dark	43.500	23	21Eps CMa	1.5020	26000.	87	23524	No
153	GOM_NL__2PRFIN20060830_124640_000000422050_00424_23524_1418.N1	30-AUG-2006 12:46:40	Dark	41.500	117	Pi Pup	2.7060	3800.0	83	23524	No
154	GOM_NL__2PRFIN20060830_125149_000000502050_00424_23524_1419.N1	30-AUG-2006 12:51:49	Dark	50.000	2	Alp Car	-0.73600	7000.0	100	23524	No
155	GOM_NL__2PRFIN20060830_130205_000000412050_00425_23525_1401.N1	30-AUG-2006 13:02:05	Dark	40.500	143	Alp Hyi	2.8570	7200.0	81	23525	No
156	GOM_NL__2PRFIN20060830_130321_000000542050_00425_23525_1402.N1	30-AUG-2006 13:03:21	Dark	54.000	9	Alp Eri	0.45300	24000.	108	23525	No
157	GOM_NL__2PRFIN20060830_131130_000000392050_00425_23525_1403.N1	30-AUG-2006 13:11:30	Straylight	39.000	31	Alp Gru	1.7340	15200.	78	23525	No
158	GOM_NL__2PRFIN20060830_131534_000000482050_00425_23525_1404.N1	30-AUG-2006 13:15:34	Straylight	48.000	18	24Alp PsA	1.1660	9700.0	96	23525	No
159	GOM_NL__2PRFIN20060830_132027_000000522050_00425_23525_1405.N1	30-AUG-2006 13:20:27	Bright	51.500	142	49Del Cap	2.8500	8900.0	103	23525	No
160	GOM_NL__2PRFIN20060830_132336_000000392050_00425_23525_1406.N1	30-AUG-2006 13:23:36	Bright	38.500	154	22Bet Aqr	2.8990	5700.0	77	23525	No

161	GOM_NL__2PRFIN20060830_132507_000000412050_00425_23525_1407.N1	30-AUG-2006 13:25:07	Bright	41.000	162	34Alp Aqr	2.9440	5350.0	82	23525	No
162	GOM_NL__2PRFIN20060830_132808_000000372050_00425_23525_1408.N1	30-AUG-2006 13:28:08	Bright	37.000	61	8Eps Peg	2.1000	3900.0	74	23525	No
163	GOM_NL__2PRFIN20060830_133458_000000372050_00425_23525_1409.N1	30-AUG-2006 13:34:58	Bright	37.000	92	53Eps Cyg	2.5000	4500.0	74	23525	No
164	GOM_NL__2PRFIN20060830_133649_000000372050_00425_23525_1410.N1	30-AUG-2006 13:36:49	Bright	36.500	66	37Gam Cyg	2.2080	5900.0	73	23525	No
165	GOM_NL__2PRFIN20060830_133809_000000332050_00425_23525_1411.N1	30-AUG-2006 13:38:09	Bright	33.000	19	50Alp Cyg	1.2460	10500.	66	23525	No
166	GOM_NL__2PRFIN20060830_134309_000000362050_00425_23525_1412.N1	30-AUG-2006 13:43:09	Bright	36.000	89	5Alp Cep	2.4510	8000.0	72	23525	No
167	GOM_NL__2PRFIN20060830_135046_000000362050_00425_23525_1413.N1	30-AUG-2006 13:50:46	Bright	35.500	49	1Alp UMi	1.9900	6300.0	71	23525	No
168	GOM_NL__2PRFIN20060830_140740_000000382050_00425_23525_1414.N1	30-AUG-2006 14:07:40	Bright	37.500	24	66Alp Gem	1.5800	10200.	75	23525	No
169	GOM_NL__2PRFIN20060830_141519_000000432050_00425_23525_1415.N1	30-AUG-2006 14:15:19	Twilight	43.000	8	10Alp CMI	0.40000	6500.0	86	23525	No
170	GOM_NL__2PRFIN20060830_142251_000000512050_00425_23525_1416.N1	30-AUG-2006 14:22:51	Dark	51.000	1	9Alp CMa	-1.4400	11000.	102	23525	No
171	GOM_NL__2PRFIN20060830_142411_000000402050_00425_23525_1417.N1	30-AUG-2006 14:24:11	Dark	40.000	179	24Omi2CMa	3.0320	24000.	80	23525	No
172	GOM_NL__2PRFIN20060830_142539_000000442050_00425_23525_1418.N1	30-AUG-2006 14:25:39	Dark	44.000	23	21Eps CMa	1.5020	26000.	88	23525	No
173	GOM_NL__2PRFIN20060830_142717_000000402050_00425_23525_1419.N1	30-AUG-2006 14:27:17	Dark	40.000	117	Pi Pup	2.7060	3800.0	80	23525	No
174	GOM_NL__2PRFIN20060830_143225_000000542050_00425_23525_1420.N1	30-AUG-2006 14:32:25	Dark	53.500	2	Alp Car	-0.73600	7000.0	107	23525	No
175	GOM_NL__2PRFIN20060830_144242_000000422050_00426_23526_1402.N1	30-AUG-2006 14:42:42	Dark	41.500	143	Alp Hyi	2.8570	7200.0	83	23526	No
176	GOM_NL__2PRFIN20060830_144357_000000422050_00426_23526_1403.N1	30-AUG-2006 14:43:57	Dark	42.000	9	Alp Eri	0.45300	24000.	84	23526	No
177	GOM_NL__2PRFIN20060830_145206_000000392050_00426_23526_1404.N1	30-AUG-2006 14:52:06	Straylight	38.500	31	Alp Gru	1.7340	15200.	77	23526	No
178	GOM_NL__2PRFIN20060830_145610_000000482050_00426_23526_1405.N1	30-AUG-2006 14:56:10	Straylight	48.000	18	24Alp PsA	1.1660	9700.0	96	23526	No
179	GOM_NL__2PRFIN20060830_150103_000000452050_00426_23526_1406.N1	30-AUG-2006 15:01:03	Bright	44.500	142	49Del Cap	2.8500	8900.0	89	23526	No
180	GOM_NL__2PRFIN20060830_150413_000000382050_00426_23526_1407.N1	30-AUG-2006 15:04:13	Bright	37.500	154	22Bet Aqr	2.8990	5700.0	75	23526	No
181	GOM_NL__2PRFIN20060830_150543_000000412050_00426_23526_1408.N1	30-AUG-2006 15:05:43	Bright	40.500	162	34Alp Aqr	2.9440	5350.0	81	23526	No
182	GOM_NL__2PRFIN20060830_150844_000000392050_00426_23526_1409.N1	30-AUG-2006 15:08:44	Bright	38.500	61	8Eps Peg	2.1000	3900.0	77	23526	No
183	GOM_NL__2PRFIN20060830_151534_000000362050_00426_23526_1410.N1	30-AUG-2006 15:15:34	Bright	36.000	92	53Eps Cyg	2.5000	4500.0	72	23526	No
184	GOM_NL__2PRFIN20060830_151725_000000362050_00426_23526_1411.N1	30-AUG-2006 15:17:25	Bright	35.500	66	37Gam Cyg	2.2080	5900.0	71	23526	No
185	GOM_NL__2PRFIN20060830_151844_000000382050_00426_23526_1412.N1	30-AUG-2006 15:18:44	Bright	37.500	19	50Alp Cyg	1.2460	10500.	75	23526	No
186	GOM_NL__2PRFIN20060830_152345_000000372050_00426_23526_1413.N1	30-AUG-2006 15:23:45	Bright	36.500	89	5Alp Cep	2.4510	8000.0	73	23526	No
187	GOM_NL__2PRFIN20060830_153122_000000362050_00426_23526_1414.N1	30-AUG-2006 15:31:22	Bright	36.000	49	1Alp UMi	1.9900	6300.0	72	23526	No
188	GOM_NL__2PRFIN20060830_154816_000000422050_00426_23526_1415.N1	30-AUG-2006 15:48:16	Bright	42.000	24	66Alp Gem	1.5800	10200.	84	23526	No
189	GOM_NL__2PRFIN20060830_155555_000000422050_00426_23526_1416.N1	30-AUG-2006 15:55:55	Twilight	41.500	8	10Alp CMI	0.40000	6500.0	83	23526	No
190	GOM_NL__2PRFIN20060830_160328_000000462050_00426_23526_1417.N1	30-AUG-2006 16:03:28	Dark	45.500	1	9Alp CMa	-1.4400	11000.	91	23526	No
191	GOM_NL__2PRFIN20060830_160447_000000412050_00426_23526_1418.N1	30-AUG-2006 16:04:47	Dark	40.500	179	24Omi2CMa	3.0320	24000.	81	23526	No
192	GOM_NL__2PRFIN20060830_160615_000000402050_00426_23526_1419.N1	30-AUG-2006 16:06:15	Dark	40.000	23	21Eps CMa	1.5020	26000.	80	23526	No
193	GOM_NL__2PRFIN20060830_160753_000000432050_00426_23526_1420.N1	30-AUG-2006 16:07:53	Dark	42.500	117	Pi Pup	2.7060	3800.0	85	23526	No
194	GOM_NL__2PRFIN20060830_161302_000000502050_00426_23526_1421.N1	30-AUG-2006 16:13:02	Dark	49.500	2	Alp Car	-0.73600	7000.0	99	23526	No
195	GOM_NL__2PRFIN20060830_162318_000000402050_00427_23527_1403.N1	30-AUG-2006 16:23:18	Dark	39.500	143	Alp Hyi	2.8570	7200.0	79	23527	No
196	GOM_NL__2PRFIN20060830_162434_000000462050_00427_23527_1404.N1	30-AUG-2006 16:24:34	Dark	45.500	9	Alp Eri	0.45300	24000.	91	23527	No
197	GOM_NL__2PRFIN20060830_163242_000000382050_00427_23527_1405.N1	30-AUG-2006 16:32:42	Straylight	37.500	31	Alp Gru	1.7340	15200.	75	23527	No
198	GOM_NL__2PRFIN20060830_163646_000000492050_00427_23527_1406.N1	30-AUG-2006 16:36:46	Straylight	49.000	18	24Alp PsA	1.1660	9700.0	98	23527	No
199	GOM_NL__2PRFIN20060830_164139_000000542050_00427_23527_1407.N1	30-AUG-2006 16:41:39	Bright	54.000	142	49Del Cap	2.8500	8900.0	108	23527	No
200	GOM_NL__2PRFIN20060830_164449_000000382050_00427_23527_1408.N1	30-AUG-2006 16:44:49	Bright	38.000	154	22Bet Aqr	2.8990	5700.0	76	23527	No
201	GOM_NL__2PRFIN20060830_164619_000000412050_00427_23527_1409.N1	30-AUG-2006 16:46:19	Bright	41.000	162	34Alp Aqr	2.9440	5350.0	82	23527	No
202	GOM_NL__2PRFIN20060830_164920_000000382050_00427_23527_1410.N1	30-AUG-2006 16:49:20	Bright	38.000	61	8Eps Peg	2.1000	3900.0	76	23527	No
203	GOM_NL__2PRFIN20060830_165610_000000362050_00427_23527_1411.N1	30-AUG-2006 16:56:10	Bright	36.000	92	53Eps Cyg	2.5000	4500.0	72	23527	No
204	GOM_NL__2PRFIN20060830_165801_000000372050_00427_23527_1412.N1	30-AUG-2006 16:58:01	Bright	37.000	66	37Gam Cyg	2.2080	5900.0	74	23527	No
205	GOM_NL__2PRFIN20060830_165920_000000382050_00427_23527_1413.N1	30-AUG-2006 16:59:20	Bright	37.500	19	50Alp Cyg	1.2460	10500.	75	23527	No
206	GOM_NL__2PRFIN20060830_170421_000000372050_00427_23527_1414.N1	30-AUG-2006 17:04:21	Bright	37.000	89	5Alp Cep	2.4510	8000.0	74	23527	No
207	GOM_NL__2PRFIN20060830_171158_000000362050_00427_23527_1415.N1	30-AUG-2006 17:11:58	Bright	36.000	49	1Alp UMi	1.9900	6300.0	72	23527	No
208	GOM_NL__2PRFIN20060830_172853_000000362050_00427_23527_1416.N1	30-AUG-2006 17:28:53	Bright	35.500	24	66Alp Gem	1.5800	10200.	71	23527	No
209	GOM_NL__2PRFIN20060830_173632_000000452050_00427_23527_1417.N1	30-AUG-2006 17:36:32	Twilight	44.500	8	10Alp CMI	0.40000	6500.0	89	23527	No
210	GOM_NL__2PRFIN20060830_174404_000000472050_00427_23527_1418.N1	30-AUG-2006 17:44:04	Dark	47.000	1	9Alp CMa	-1.4400	11000.	94	23527	No
211	GOM_NL__2PRFIN20060830_174524_000000392050_00427_23527_1419.N1	30-AUG-2006 17:45:24	Dark	39.000	179	24Omi2CMa	3.0320	24000.	78	23527	No
212	GOM_NL__2PRFIN20060830_174652_000000432050_00427_23527_1420.N1	30-AUG-2006 17:46:52	Dark	42.500	23	21Eps CMa	1.5020	26000.	85	23527	No
213	GOM_NL__2PRFIN20060830_174829_000000422050_00427_23527_1421.N1	30-AUG-2006 17:48:29	Dark	41.500	117	Pi Pup	2.7060	3800.0	83	23527	No
214	GOM_NL__2PRFIN20060830_175338_000000542050_00427_23527_1422.N1	30-AUG-2006 17:53:38	Dark	54.000	2	Alp Car	-0.73600	7000.0	108	23527	No
215	GOM_NL__2PRFIN20060830_180355_000000402050_00428_23528_1423.N1	30-AUG-2006 18:03:55	Dark	40.000	143	Alp Hyi	2.8570	7200.0	80	23528	No
216	GOM_NL__2PRFIN20060830_180510_000000452050_00428_23528_1424.N1	30-AUG-2006 18:05:10	Dark	45.000	9	Alp Eri	0.45300	24000.	90	23528	No
217	GOM_NL__2PRFIN20060830_181318_000000442050_00428_23528_1425.N1	30-AUG-2006 18:13:18	Straylight	44.000	31	Alp Gru	1.7340	15200.	88	23528	No
218	GOM_NL__2PRFIN20060830_181722_000000512050_00428_23528_1426.N1	30-AUG-2006 18:17:22	Straylight	50.500	18	24Alp PsA	1.1660	9700.0	101	23528	No
219	GOM_NL__2PRFIN20060830_182215_000000472050_00428_23528_1427.N1	30-AUG-2006 18:22:15	Bright	47.000	142	49Del Cap	2.8500	8900.0	94	23528	No

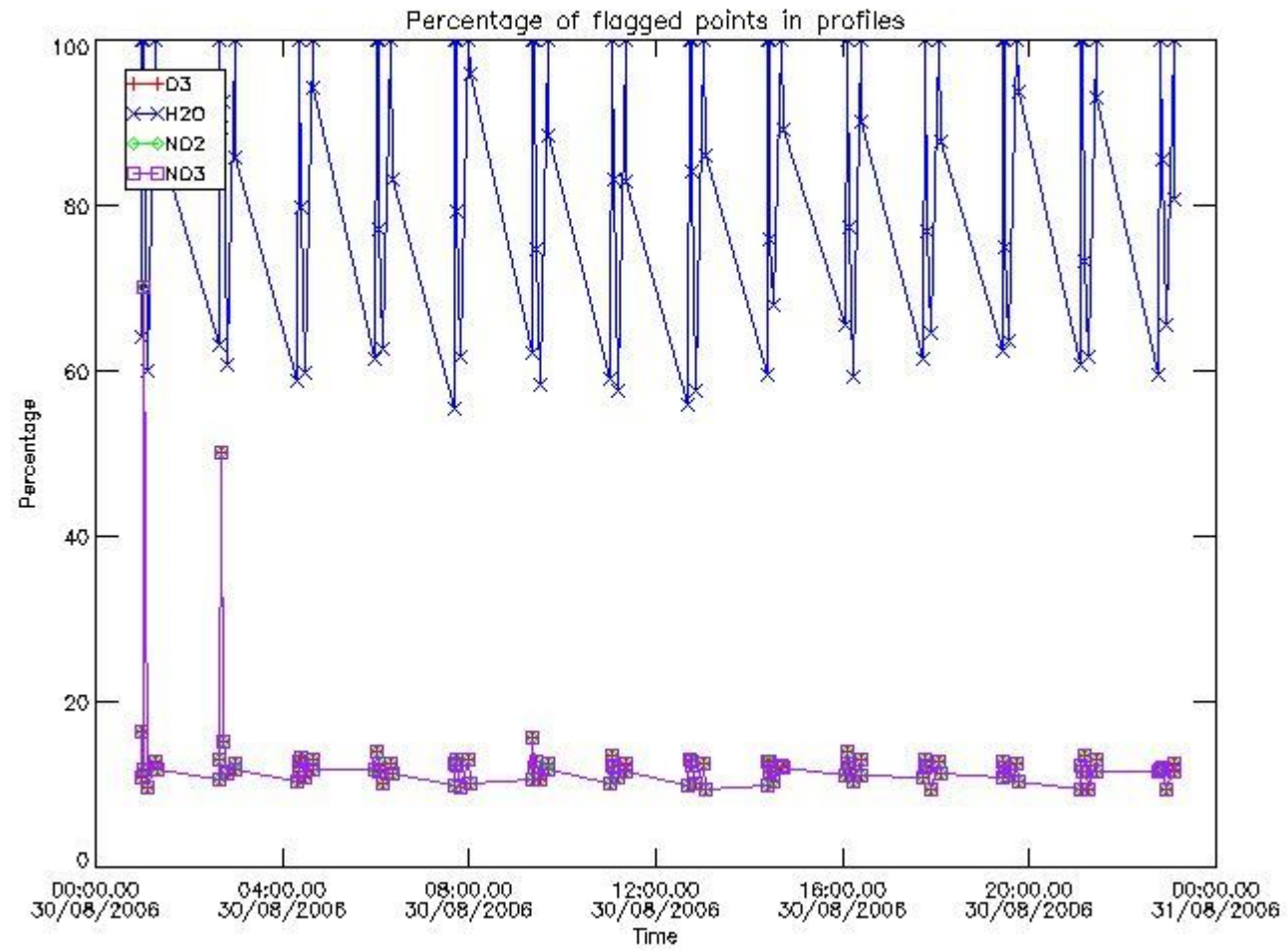
220	GOM_NL__2PRFIN20060830_182525_000000372050_00428_23528_1428.N1	30-AUG-2006 18:25:25	Bright	36.500	154	22Bet Aqr	2.8990	5700.0	73	23528	No
221	GOM_NL__2PRFIN20060830_182655_000000422050_00428_23528_1429.N1	30-AUG-2006 18:26:55	Bright	41.500	162	34Alp Aqr	2.9440	5350.0	83	23528	No
222	GOM_NL__2PRFIN20060830_182956_000000382050_00428_23528_1430.N1	30-AUG-2006 18:29:56	Bright	38.000	61	8Eps Peg	2.1000	3900.0	76	23528	No
223	GOM_NL__2PRFIN20060830_183646_000000362050_00428_23528_1431.N1	30-AUG-2006 18:36:46	Bright	35.500	92	53Eps Cyg	2.5000	4500.0	71	23528	No
224	GOM_NL__2PRFIN20060830_183837_000000362050_00428_23528_1432.N1	30-AUG-2006 18:38:37	Bright	36.000	66	37Gam Cyg	2.2080	5900.0	72	23528	No
225	GOM_NL__2PRFIN20060830_183956_000000392050_00428_23528_1433.N1	30-AUG-2006 18:39:56	Bright	39.000	19	50Alp Cyg	1.2460	10500.	78	23528	No
226	GOM_NL__2PRFIN20060830_184457_000000362050_00428_23528_1434.N1	30-AUG-2006 18:44:57	Bright	36.000	89	5Alp Cep	2.4510	8000.0	72	23528	No
227	GOM_NL__2PRFIN20060830_185234_000000362050_00428_23528_1435.N1	30-AUG-2006 18:52:34	Bright	35.500	49	1Alp UMi	1.9900	6300.0	71	23528	No
228	GOM_NL__2PRFIN20060830_190929_000000382050_00428_23528_1436.N1	30-AUG-2006 19:09:29	Bright	37.500	24	66Alp Gem	1.5800	10200.	75	23528	No
229	GOM_NL__2PRFIN20060830_191708_000000542050_00428_23528_1437.N1	30-AUG-2006 19:17:08	Twilight	54.000	8	10Alp CMi	0.40000	6500.0	108	23528	No
230	GOM_NL__2PRFIN20060830_192441_000000472050_00428_23528_1438.N1	30-AUG-2006 19:24:41	Dark	47.000	1	9Alp CMa	-1.4400	11000.	94	23528	No
231	GOM_NL__2PRFIN20060830_192600_000000402050_00428_23528_1439.N1	30-AUG-2006 19:26:00	Dark	40.000	179	24Omi2CMa	3.0320	24000.	80	23528	No
232	GOM_NL__2PRFIN20060830_192728_000000452050_00428_23528_1440.N1	30-AUG-2006 19:27:28	Dark	44.500	23	21Eps CMa	1.5020	26000.	89	23528	No
233	GOM_NL__2PRFIN20060830_192906_000000432050_00428_23528_1441.N1	30-AUG-2006 19:29:06	Dark	42.500	117	Pi Pup	2.7060	3800.0	85	23528	No
234	GOM_NL__2PRFIN20060830_193415_000000502050_00428_23528_1442.N1	30-AUG-2006 19:34:15	Dark	50.000	2	Alp Car	-0.73600	7000.0	100	23528	No
235	GOM_NL__2PRFIN20060830_194431_000000412050_00429_23529_1423.N1	30-AUG-2006 19:44:31	Dark	40.500	143	Alp Hyi	2.8570	7200.0	81	23529	No
236	GOM_NL__2PRFIN20060830_194547_000000492050_00429_23529_1424.N1	30-AUG-2006 19:45:47	Dark	48.500	9	Alp Eri	0.45300	24000.	97	23529	No
237	GOM_NL__2PRFIN20060830_195355_000000442050_00429_23529_1425.N1	30-AUG-2006 19:53:55	Straylight	43.500	31	Alp Gru	1.7340	15200.	87	23529	No
238	GOM_NL__2PRFIN20060830_195759_000000502050_00429_23529_1426.N1	30-AUG-2006 19:57:59	Straylight	50.000	18	24Alp PsA	1.1660	9700.0	100	23529	No
239	GOM_NL__2PRFIN20060830_200251_000000442050_00429_23529_1427.N1	30-AUG-2006 20:02:51	Bright	44.000	142	49Del Cap	2.8500	8900.0	88	23529	No
240	GOM_NL__2PRFIN20060830_200601_000000382050_00429_23529_1428.N1	30-AUG-2006 20:06:01	Bright	38.000	154	22Bet Aqr	2.8990	5700.0	76	23529	No
241	GOM_NL__2PRFIN20060830_200731_000000392050_00429_23529_1429.N1	30-AUG-2006 20:07:31	Bright	39.000	162	34Alp Aqr	2.9440	5350.0	78	23529	No
242	GOM_NL__2PRFIN20060830_201031_000000392050_00429_23529_1430.N1	30-AUG-2006 20:10:31	Bright	38.500	61	8Eps Peg	2.1000	3900.0	77	23529	No
243	GOM_NL__2PRFIN20060830_201722_000000342050_00429_23529_1431.N1	30-AUG-2006 20:17:22	Bright	33.500	92	53Eps Cyg	2.5000	4500.0	67	23529	No
244	GOM_NL__2PRFIN20060830_201913_000000352050_00429_23529_1432.N1	30-AUG-2006 20:19:13	Bright	34.500	66	37Gam Cyg	2.2080	5900.0	69	23529	No
245	GOM_NL__2PRFIN20060830_202032_000000382050_00429_23529_1433.N1	30-AUG-2006 20:20:32	Bright	37.500	19	50Alp Cyg	1.2460	10500.	75	23529	No
246	GOM_NL__2PRFIN20060830_202533_000000532050_00429_23529_1434.N1	30-AUG-2006 20:25:33	Bright	53.000	89	5Alp Cep	2.4510	8000.0	106	23529	No
247	GOM_NL__2PRFIN20060830_203310_000000372050_00429_23529_1435.N1	30-AUG-2006 20:33:10	Bright	36.500	49	1Alp UMi	1.9900	6300.0	73	23529	No
248	GOM_NL__2PRFIN20060830_205005_000000542050_00429_23529_1436.N1	30-AUG-2006 20:50:05	Bright	54.000	24	66Alp Gem	1.5800	10200.	108	23529	No
249	GOM_NL__2PRFIN20060830_205744_000000542050_00429_23529_1437.N1	30-AUG-2006 20:57:44	Twilight	54.000	8	10Alp CMi	0.40000	6500.0	108	23529	No
250	GOM_NL__2PRFIN20060830_210517_000000542050_00429_23529_1438.N1	30-AUG-2006 21:05:17	Dark	54.000	1	9Alp CMa	-1.4400	11000.	108	23529	No
251	GOM_NL__2PRFIN20060830_210636_000000422050_00429_23529_1439.N1	30-AUG-2006 21:06:36	Dark	41.500	179	24Omi2CMa	3.0320	24000.	83	23529	No
252	GOM_NL__2PRFIN20060830_210805_000000452050_00429_23529_1440.N1	30-AUG-2006 21:08:05	Dark	44.500	23	21Eps CMa	1.5020	26000.	89	23529	No
253	GOM_NL__2PRFIN20060830_210942_000000422050_00429_23529_1441.N1	30-AUG-2006 21:09:42	Dark	41.500	117	Pi Pup	2.7060	3800.0	83	23529	No
254	GOM_NL__2PRFIN20060830_211451_000000542050_00429_23529_1442.N1	30-AUG-2006 21:14:51	Dark	54.000	2	Alp Car	-0.73600	7000.0	108	23529	No
255	GOM_NL__2PRFIN20060830_212508_000000402050_00430_23530_1423.N1	30-AUG-2006 21:25:08	Dark	39.500	143	Alp Hyi	2.8570	7200.0	79	23530	No
256	GOM_NL__2PRFIN20060830_212623_000000442050_00430_23530_1424.N1	30-AUG-2006 21:26:23	Dark	44.000	9	Alp Eri	0.45300	24000.	88	23530	No
257	GOM_NL__2PRFIN20060830_213431_000000372050_00430_23530_1425.N1	30-AUG-2006 21:34:31	Straylight	37.000	31	Alp Gru	1.7340	15200.	74	23530	No
258	GOM_NL__2PRFIN20060830_213835_000000492050_00430_23530_1426.N1	30-AUG-2006 21:38:35	Straylight	49.000	18	24Alp PsA	1.1660	9700.0	98	23530	No
259	GOM_NL__2PRFIN20060830_214327_000000452050_00430_23530_1427.N1	30-AUG-2006 21:43:27	Bright	45.000	142	49Del Cap	2.8500	8900.0	90	23530	No
260	GOM_NL__2PRFIN20060830_214636_000000392050_00430_23530_1428.N1	30-AUG-2006 21:46:36	Bright	39.000	154	22Bet Aqr	2.8990	5700.0	78	23530	No
261	GOM_NL__2PRFIN20060830_214807_000000412050_00430_23530_1429.N1	30-AUG-2006 21:48:07	Bright	40.500	162	34Alp Aqr	2.9440	5350.0	81	23530	No
262	GOM_NL__2PRFIN20060830_215107_000000382050_00430_23530_1430.N1	30-AUG-2006 21:51:07	Bright	38.000	61	8Eps Peg	2.1000	3900.0	76	23530	No
263	GOM_NL__2PRFIN20060830_215757_000000372050_00430_23530_1431.N1	30-AUG-2006 21:57:57	Bright	36.500	92	53Eps Cyg	2.5000	4500.0	73	23530	No
264	GOM_NL__2PRFIN20060830_215949_000000372050_00430_23530_1432.N1	30-AUG-2006 21:59:49	Bright	36.500	66	37Gam Cyg	2.2080	5900.0	73	23530	No
265	GOM_NL__2PRFIN20060830_220108_000000352050_00430_23530_1433.N1	30-AUG-2006 22:01:08	Bright	34.500	19	50Alp Cyg	1.2460	10500.	69	23530	No
266	GOM_NL__2PRFIN20060830_220608_000000362050_00430_23530_1434.N1	30-AUG-2006 22:06:08	Bright	36.000	89	5Alp Cep	2.4510	8000.0	72	23530	No
267	GOM_NL__2PRFIN20060830_221346_000000362050_00430_23530_1435.N1	30-AUG-2006 22:13:46	Bright	35.500	49	1Alp UMi	1.9900	6300.0	71	23530	No
268	GOM_NL__2PRFIN20060830_223041_000000362050_00430_23530_1436.N1	30-AUG-2006 22:30:41	Bright	36.000	24	66Alp Gem	1.5800	10200.	72	23530	No
269	GOM_NL__2PRFIN20060830_223820_000000472050_00430_23530_1437.N1	30-AUG-2006 22:38:20	Twilight	47.000	8	10Alp CMi	0.40000	6500.0	94	23530	No
270	GOM_NL__2PRFIN20060830_224554_000000492050_00430_23530_1438.N1	30-AUG-2006 22:45:54	Dark	48.500	1	9Alp CMa	-1.4400	11000.	97	23530	No
271	GOM_NL__2PRFIN20060830_224841_000000432050_00430_23530_1439.N1	30-AUG-2006 22:48:41	Dark	43.000	23	21Eps CMa	1.5020	26000.	86	23530	No
272	GOM_NL__2PRFIN20060830_225018_000000422050_00430_23530_1440.N1	30-AUG-2006 22:50:18	Dark	42.000	117	Pi Pup	2.7060	3800.0	84	23530	No
273	GOM_NL__2PRFIN20060830_225527_000000542050_00430_23530_1441.N1	30-AUG-2006 22:55:27	Dark	54.000	2	Alp Car	-0.73600	7000.0	108	23530	No
274	GOM_NL__2PRFIN20060830_230544_000000412050_00431_23531_1423.N1	30-AUG-2006 23:05:44	Dark	41.000	143	Alp Hyi	2.8570	7200.0	82	23531	No
275	GOM_NL__2PRFIN20060830_230700_000000452050_00431_23531_1424.N1	30-AUG-2006 23:07:00	Dark	44.500	9	Alp Eri	0.45300	24000.	89	23531	No
276	GOM_NL__2PRFIN20060830_231507_000000392050_00431_23531_1425.N1	30-AUG-2006 23:15:07	Straylight	39.000	31	Alp Gru	1.7340	15200.	78	23531	No
277	GOM_NL__2PRFIN20060830_231911_000000482050_00431_23531_1426.N1	30-AUG-2006 23:19:11	Straylight	47.500	18	24Alp PsA	1.1660	9700.0	95	23531	No
278	GOM_NL__2PRFIN20060830_232403_000000462050_00431_23531_1427.N1	30-AUG-2006 23:24:03	Bright	46.000	142	49Del Cap	2.8500	8900.0	92	23531	No

279	GOM_NL__2PRFIN20060830_232712_000000382050_00431_23531_1428.N1	30-AUG-2006 23:27:12	Bright	38.000	154	22Bet Aqr	2.8990	5700.0	76	23531	No
280	GOM_NL__2PRFIN20060830_232842_000000402050_00431_23531_1429.N1	30-AUG-2006 23:28:42	Bright	40.000	162	34Alp Aqr	2.9440	5350.0	80	23531	No
281	GOM_NL__2PRFIN20060830_233143_000000382050_00431_23531_1430.N1	30-AUG-2006 23:31:43	Bright	37.500	61	8Eps Peg	2.1000	3900.0	75	23531	No
282	GOM_NL__2PRFIN20060830_233833_000000362050_00431_23531_1431.N1	30-AUG-2006 23:38:33	Bright	36.000	92	53Eps Cyg	2.5000	4500.0	72	23531	No
283	GOM_NL__2PRFIN20060830_234025_000000352050_00431_23531_1432.N1	30-AUG-2006 23:40:25	Bright	35.000	66	37Gam Cyg	2.2080	5900.0	70	23531	No
284	GOM_NL__2PRFIN20060830_234144_000000372050_00431_23531_1433.N1	30-AUG-2006 23:41:44	Bright	37.000	19	50Alp Cyg	1.2460	10500.	74	23531	No
285	GOM_NL__2PRFIN20060830_234644_000000372050_00431_23531_1434.N1	30-AUG-2006 23:46:44	Bright	36.500	89	5Alp Cep	2.4510	8000.0	73	23531	No
286	GOM_NL__2PRFIN20060830_235421_000000332050_00431_23531_1435.N1	30-AUG-2006 23:54:21	Bright	33.000	49	1Alp UMi	1.9900	6300.0	66	23531	No

3. Quality information per product

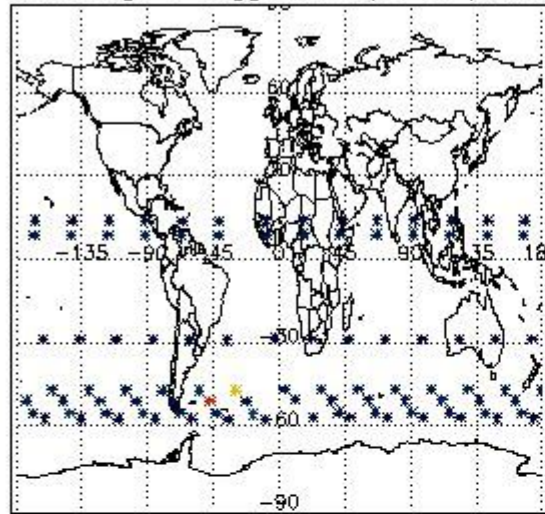
In this section it is plotted some information contained in the Quality Summary data set of the level 2 products. Only products in dark limb conditions and without errors (error flag in the MPH set to "0") are used.

3.1 Plot quality information per product (time dependant)

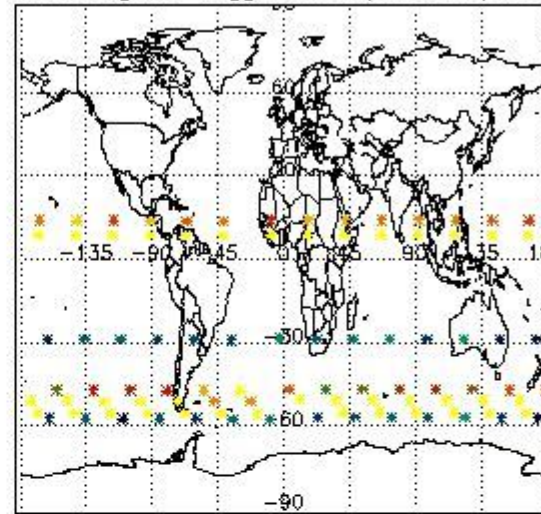


3.2 Plot quality information per product (world map)

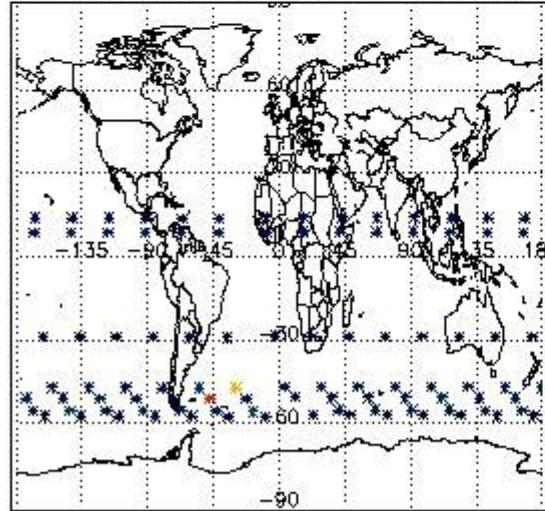
Percentage of flagged data per O3 profile



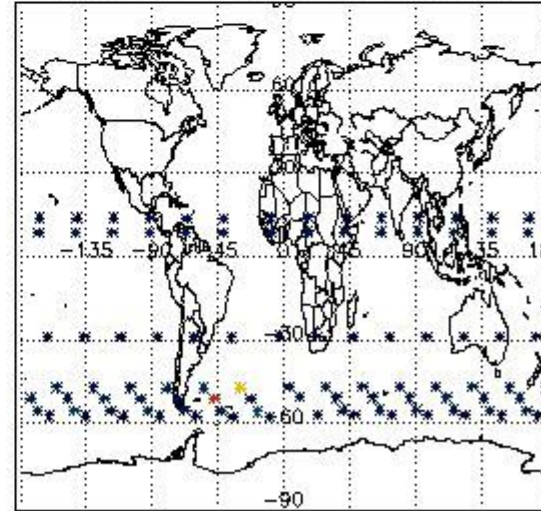
Percentage of flagged data per H2O profile



Percentage of flagged data per NO2 profile



Percentage of flagged data per NO3 profile

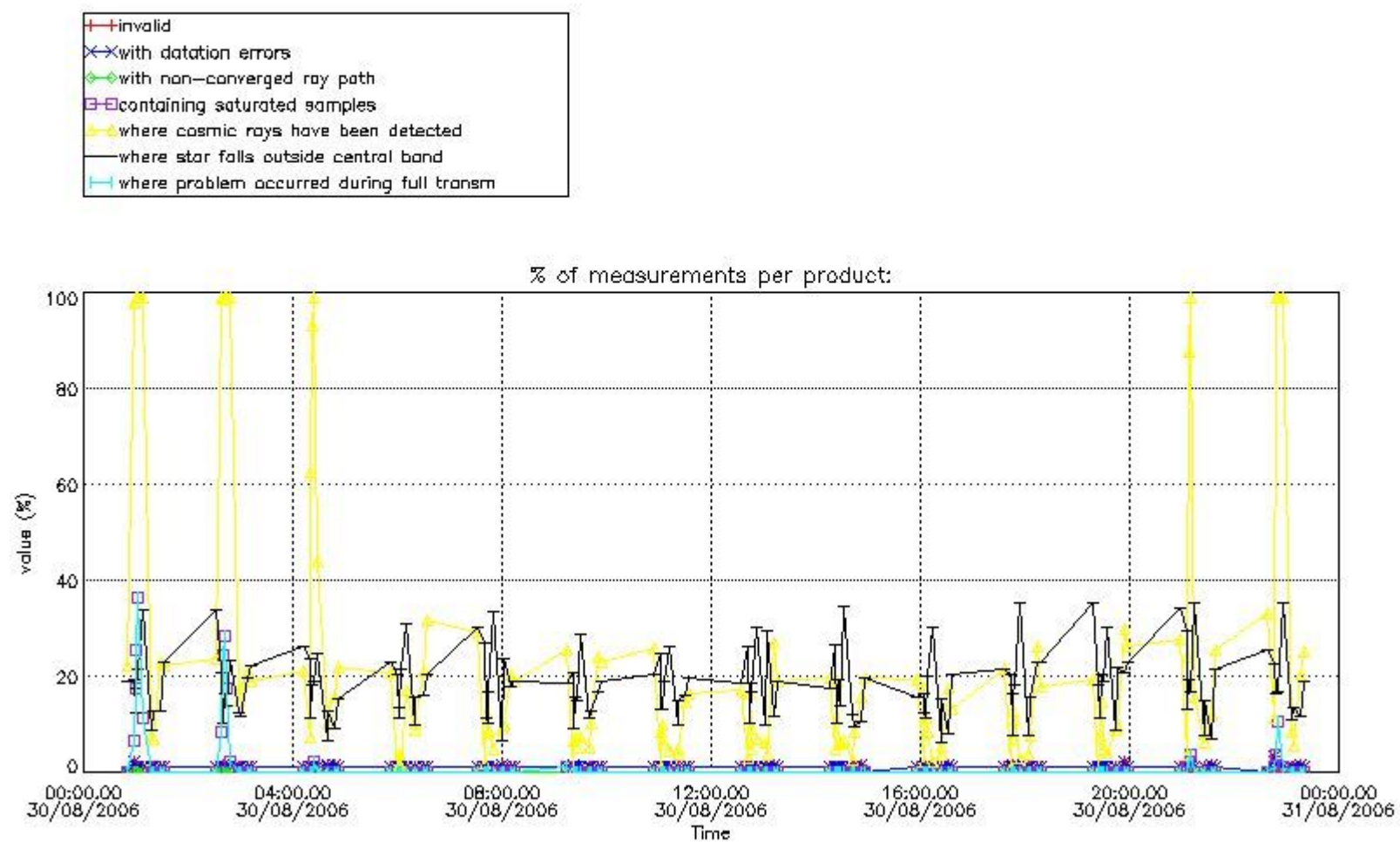


4. Level 1 quality information per product

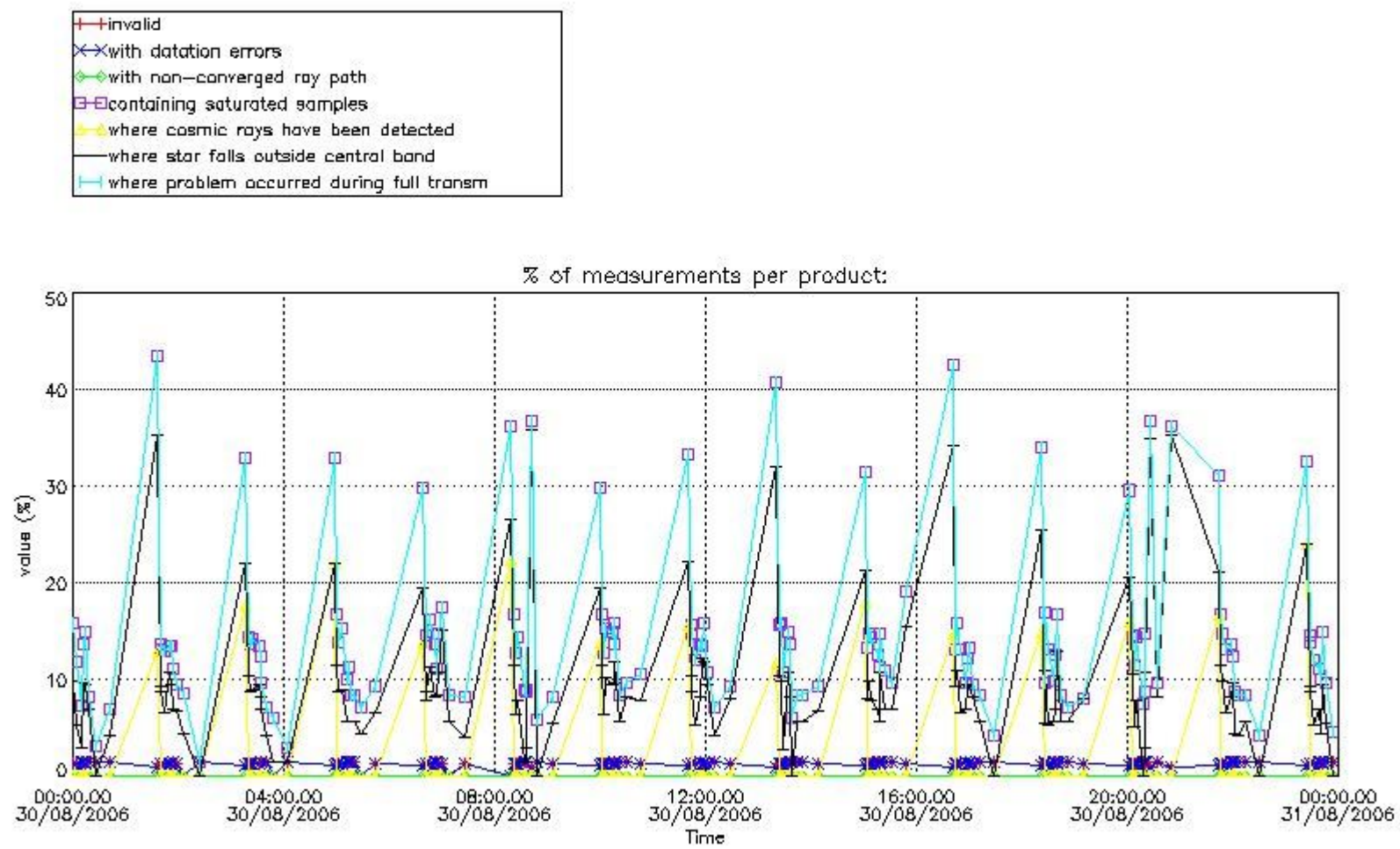
In this section it is plotted some information contained in the Quality Summary data set of the level 2 products that comes from the level 1b processing. Products without errors (error flag in the MPH set to "0") are used.

4.1 Plot quality information per product (time dependant) coming from level 1b processing

4.1.1 Plot level 1 quality information per product (time dependant): ENVISAT ASCENDING passes



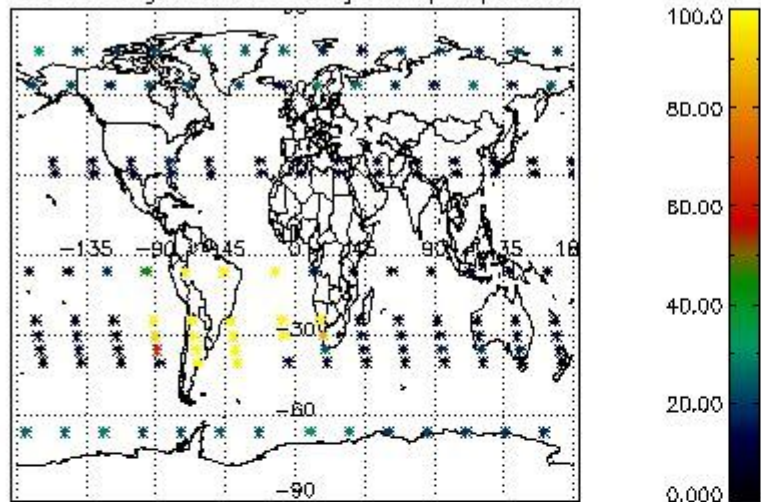
4.1.2 Plot level 1 quality information per product (time dependant): ENVI SAT DESCENDING passes



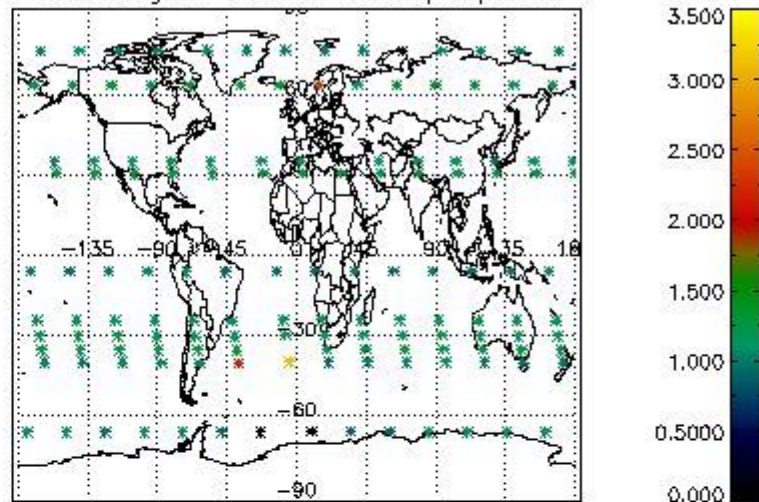
4.2 Plot quality information per product coming from level 1b processing (world map)

4.2.1 Plot level 1 quality information per product (world map): ENVISAT ASCENDING passes

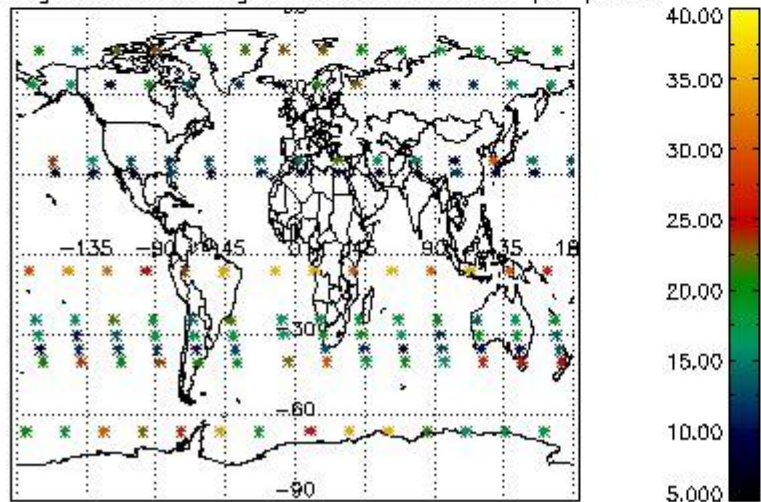
Percentage of cosmic ray hits per profile



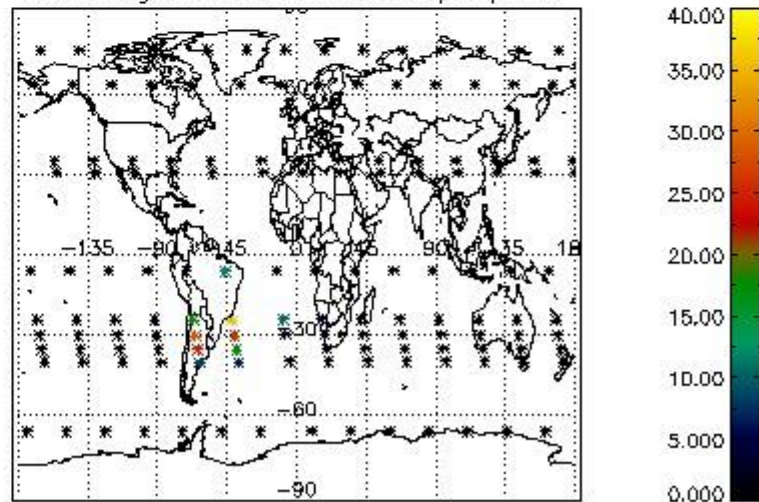
Percentage of datation errors per profile



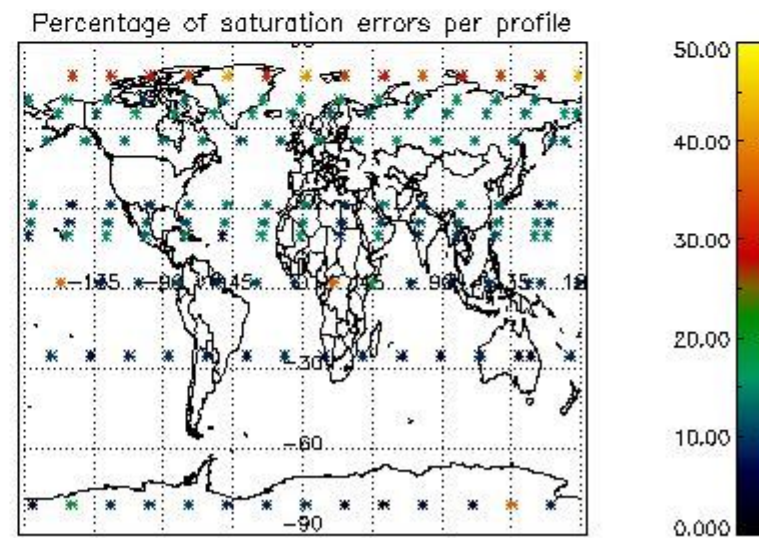
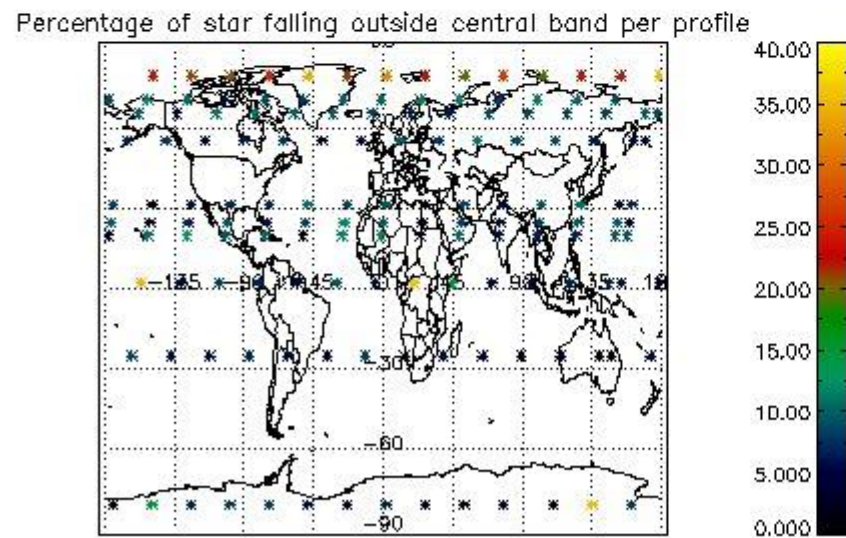
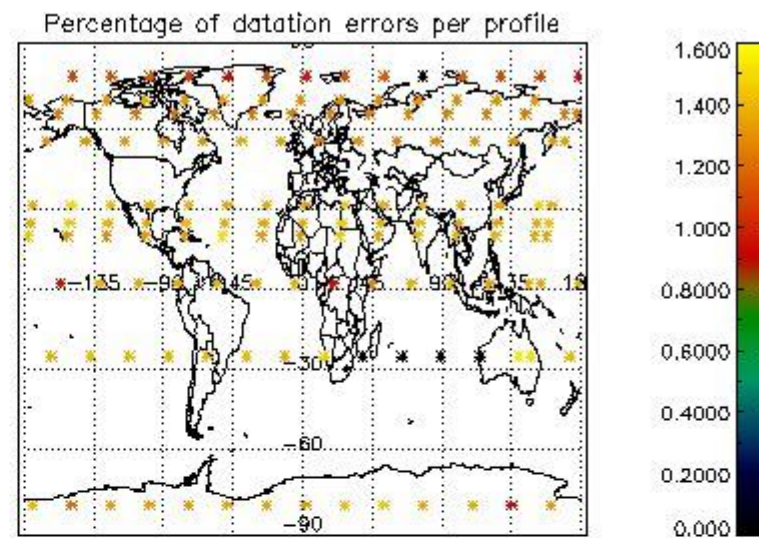
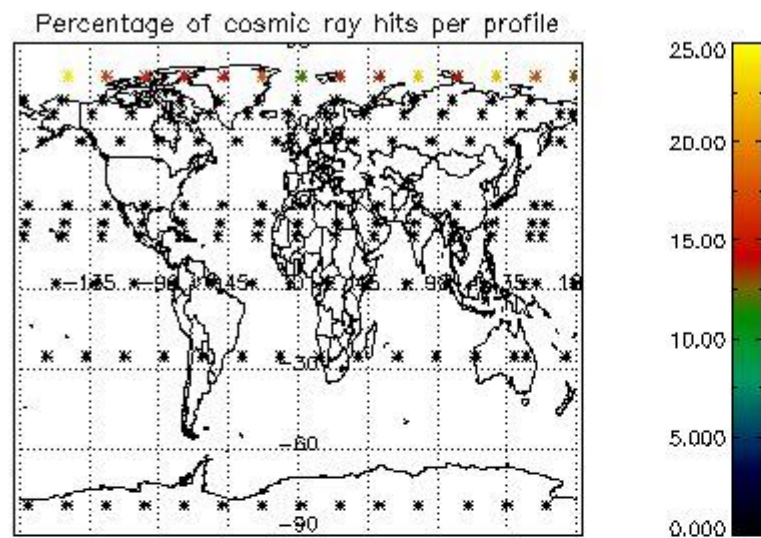
Percentage of star falling outside central band per profile



Percentage of saturation errors per profile



4.2.2 Plot level 1 quality information per product (world map): ENVISAT DESCENDING passes



5. Trace gas profiles

5.1 Ozone statistics based on quality of products

The final quality of the products can be "measured" using the STD (Standard Deviation) attached to every point profile. This information is written to the parameter GOM_NL__2P/NL_LOCAL_SPECIES_DENSITY/o3_std of the level 2 products. The table below shows the statistics for given STD ranges.

The statistics are given with respect to the overall valid production:

- Products without fatal errors: GOM_NL__2P/MPH/PRODUCT_ERR=0
- Valid point profile: GOM_NL__2P/NL_LOCAL_SPECIES_DENSITY/pcd(0)=0

The 'Criteria' is applied to valid points of dark limb products:

- Products in dark limb illumination condition: GOM_NL__2P/NL_SUMMARY_QUALITY/obs_ill_cond=0
- Products without fatal errors: GOM_NL__2P/MPH/PRODUCT_ERR=0
- Valid point profile: GOM_NL__2P/NL_LOCAL_SPECIES_DENSITY/pcd(0)=0

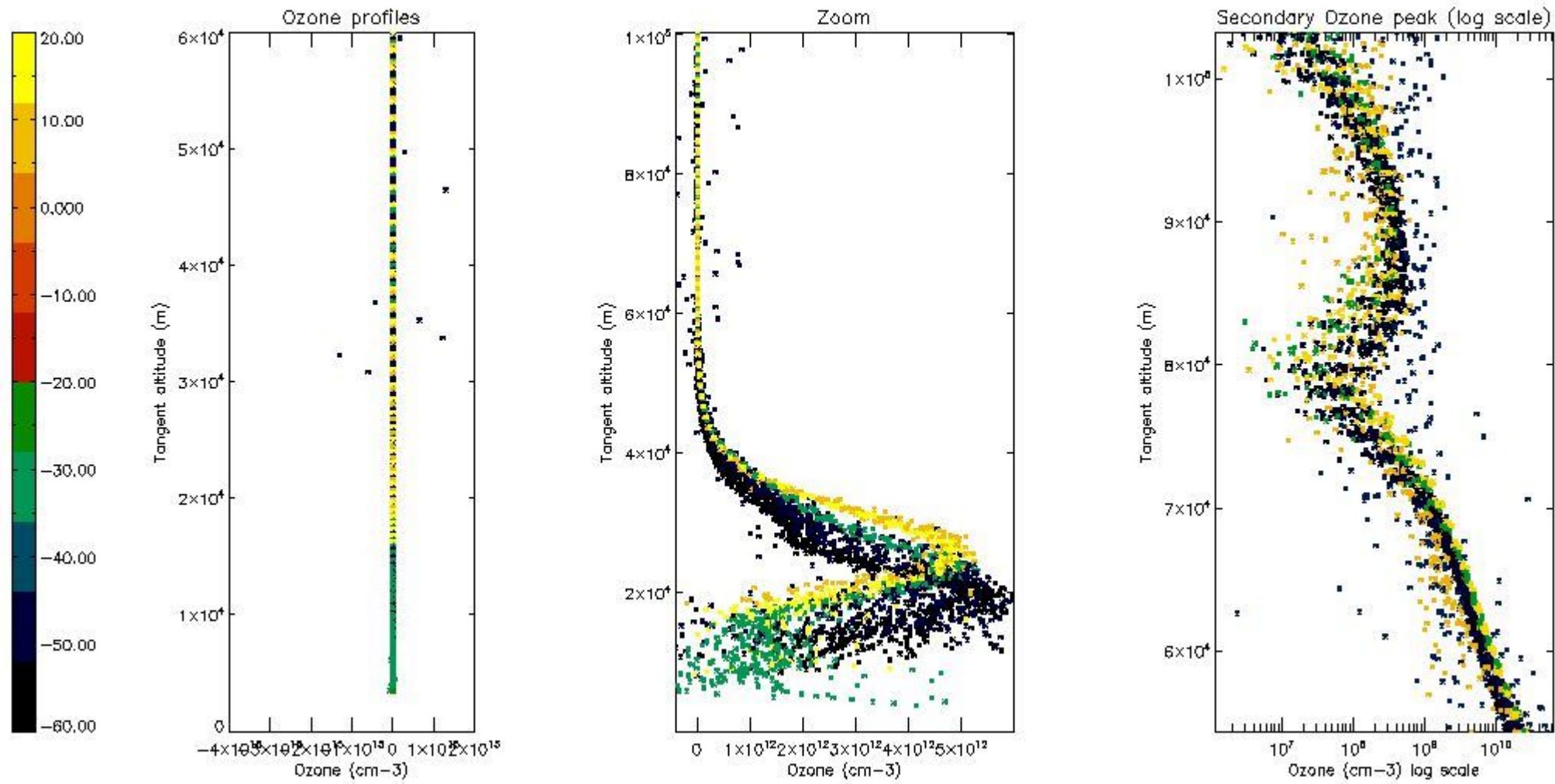
So, the table below shows the percentage of dark limb and valid observations for each criteria with respect to the overall valid daily observations.

Criteria	% of total production
All STD	37
STD < 20	23

STD < 10	19
STD < 5	14

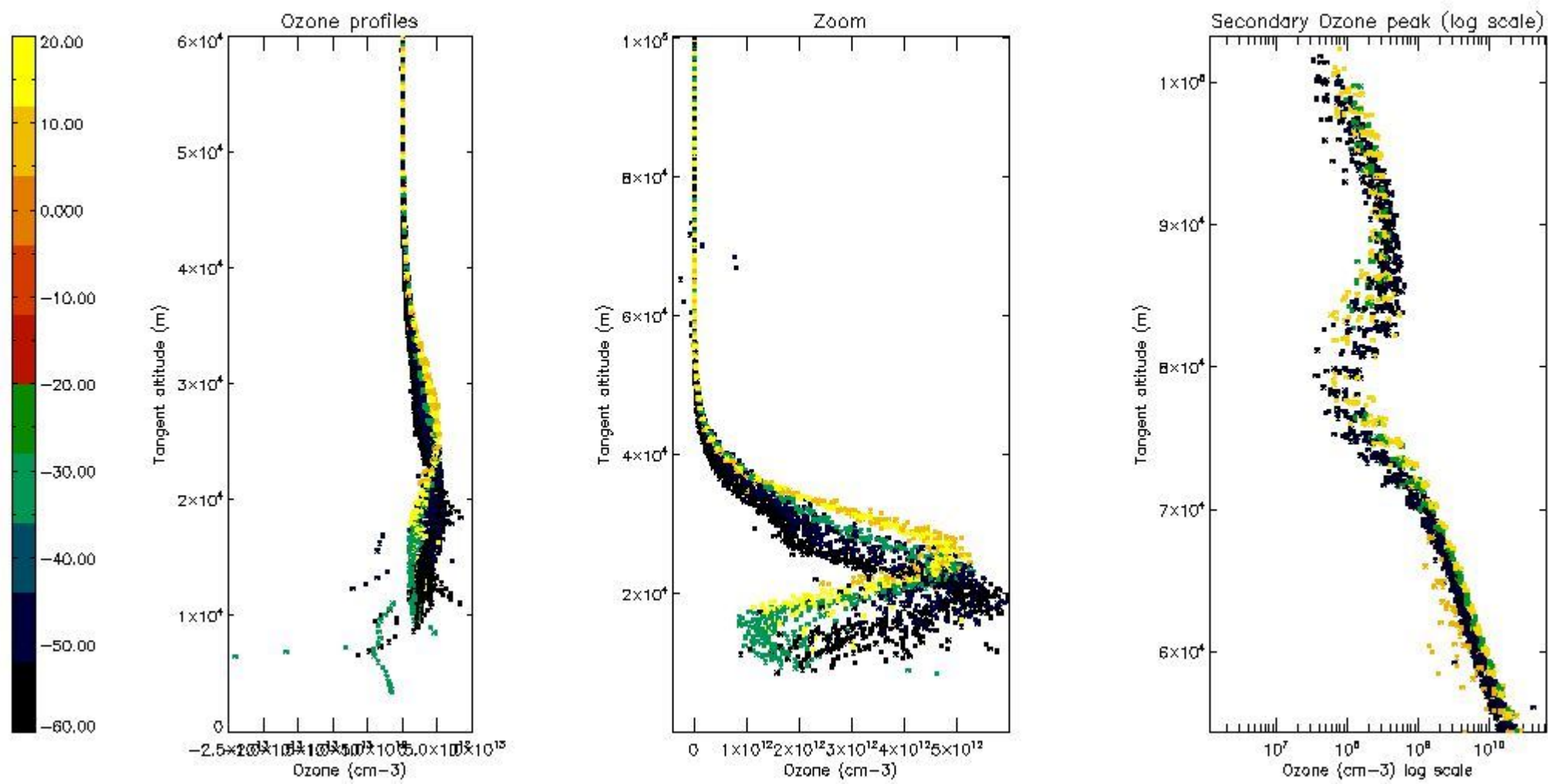
5.2 Plot ozone profiles for all STD (dark without errors)

The colorbar represents the latitude.



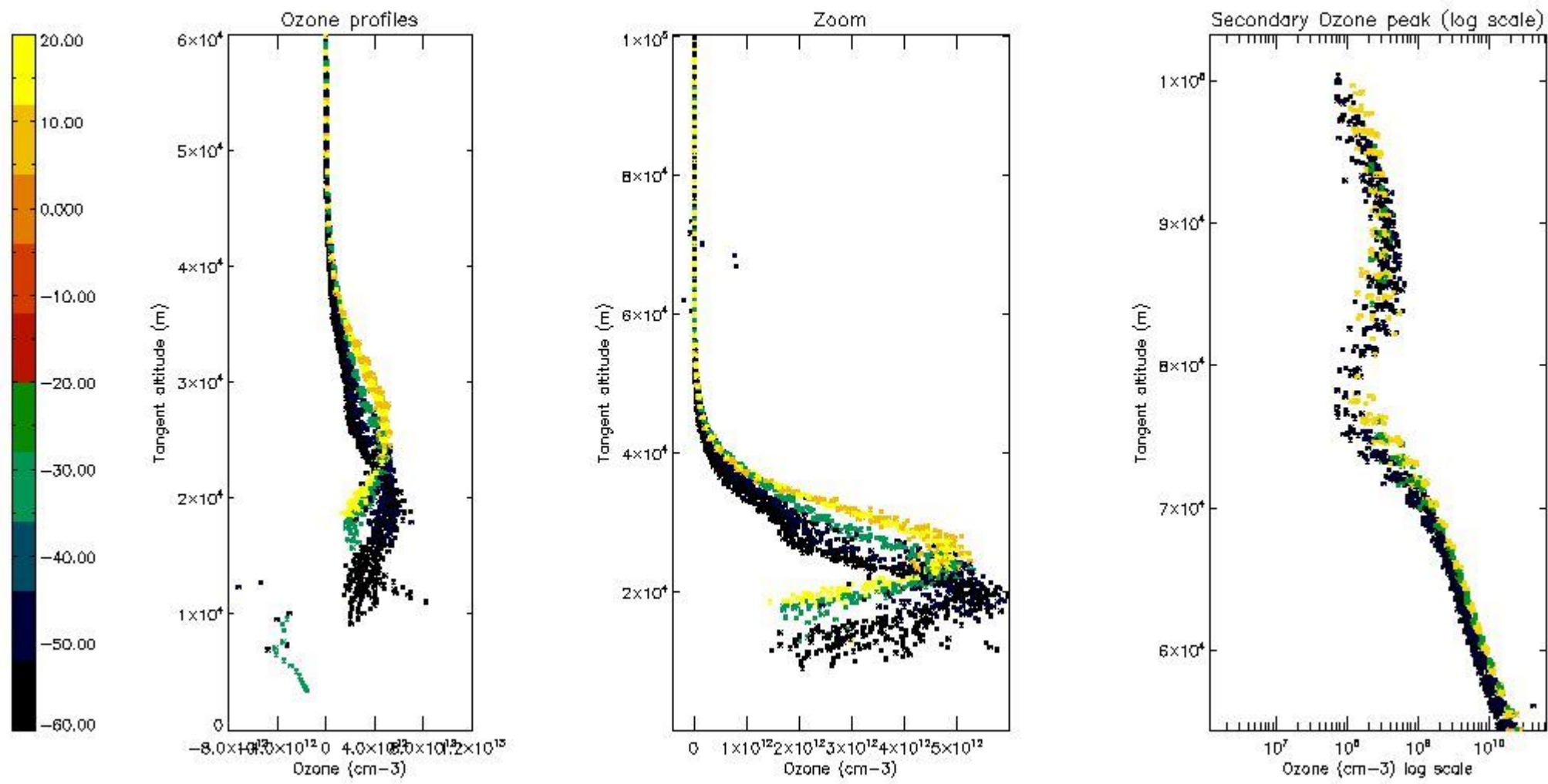
5.3 Plot ozone profiles where STD < 20% (dark without errors)

The colorbar represents the latitude.



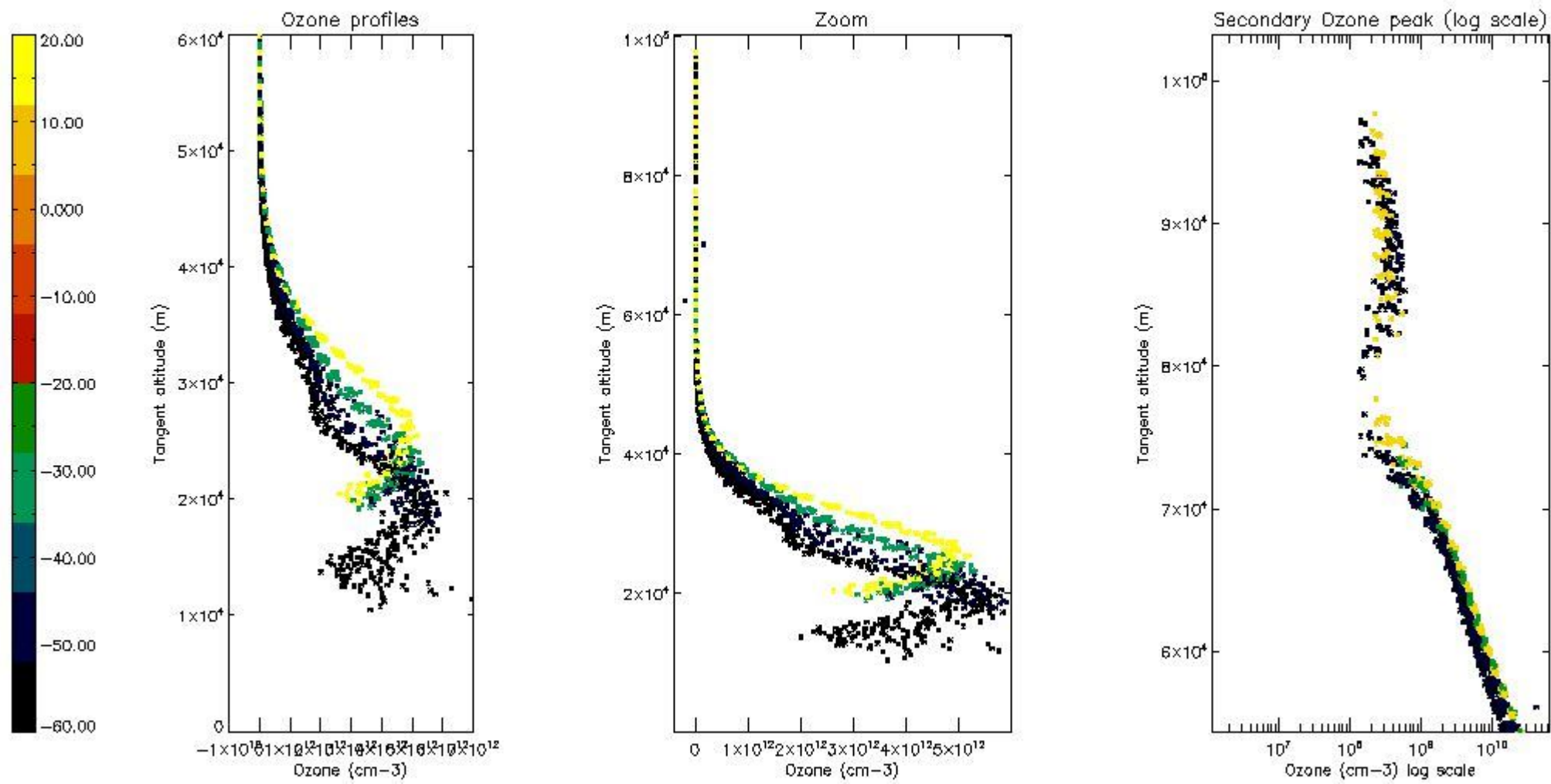
5.4 Plot ozone profiles where STD < 10% (dark without errors)

The colorbar represents the latitude.



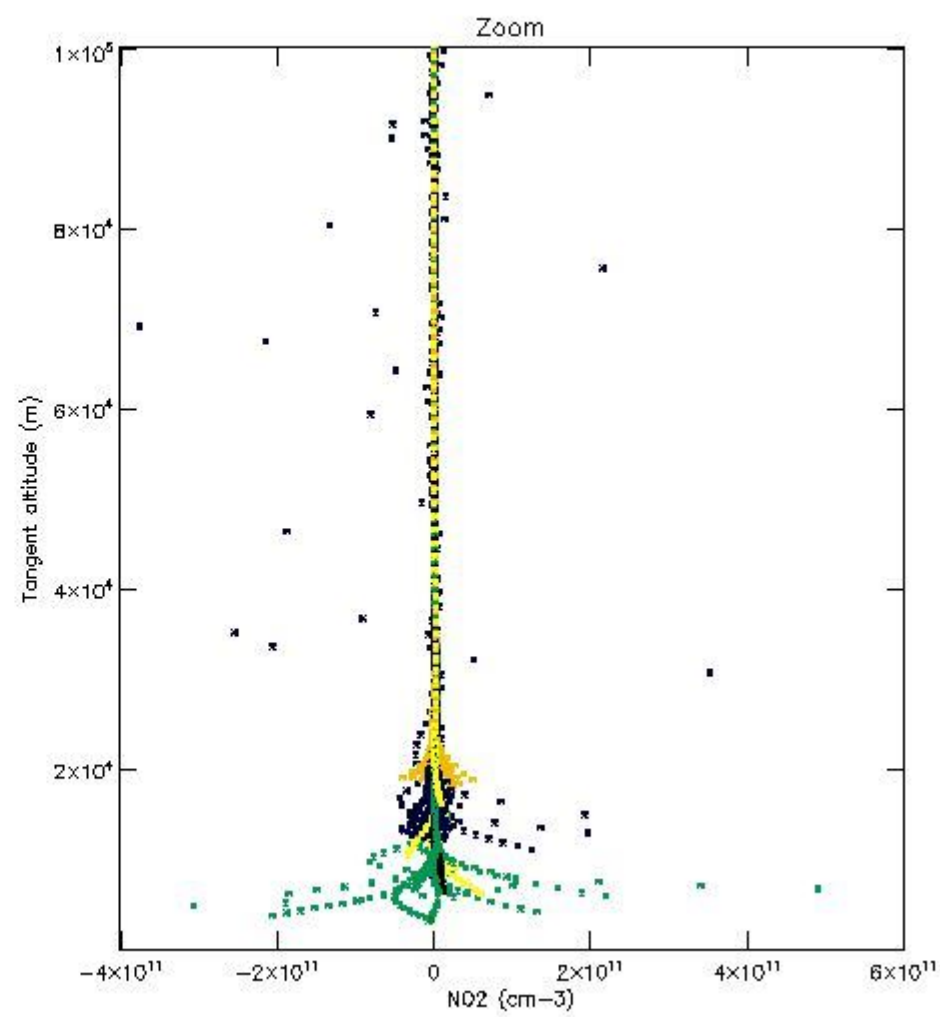
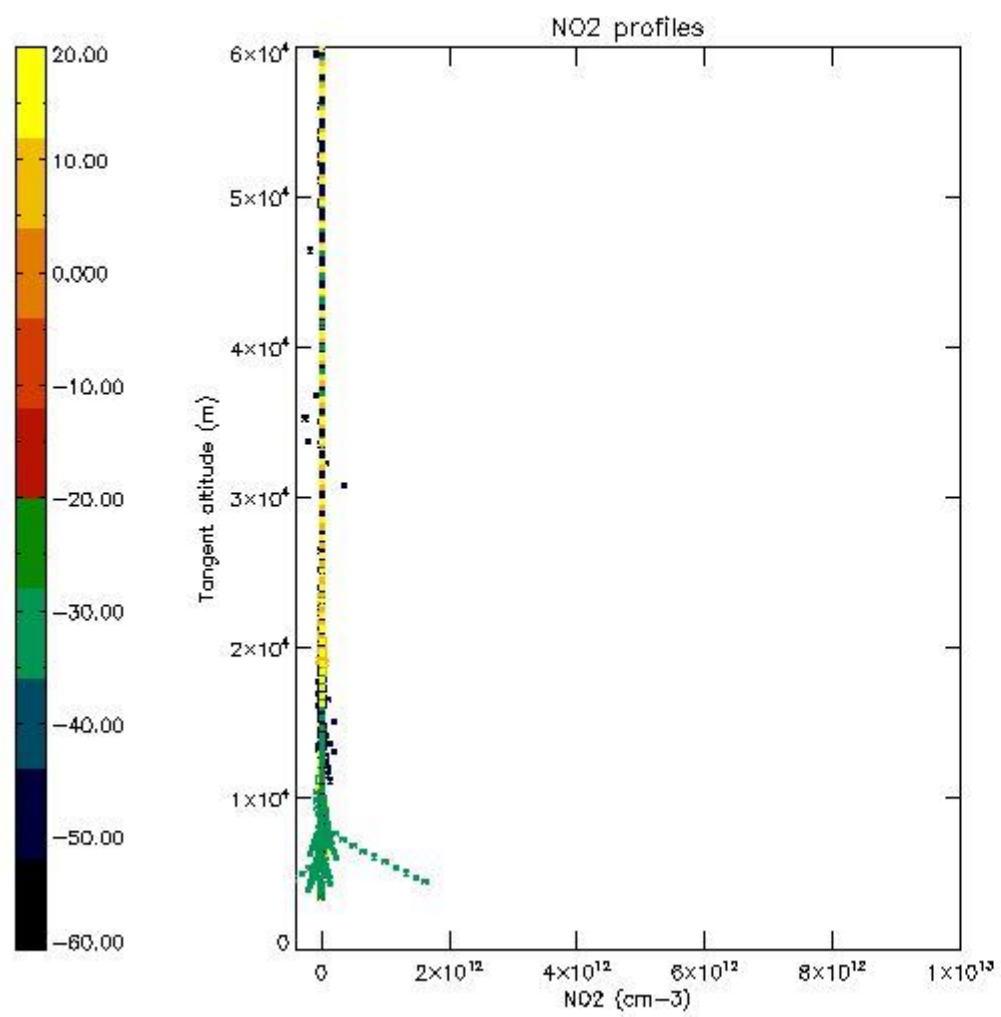
5.5 Plot ozone profiles where $STD < 5\%$ (dark without errors)

The colorbar represents the latitude.



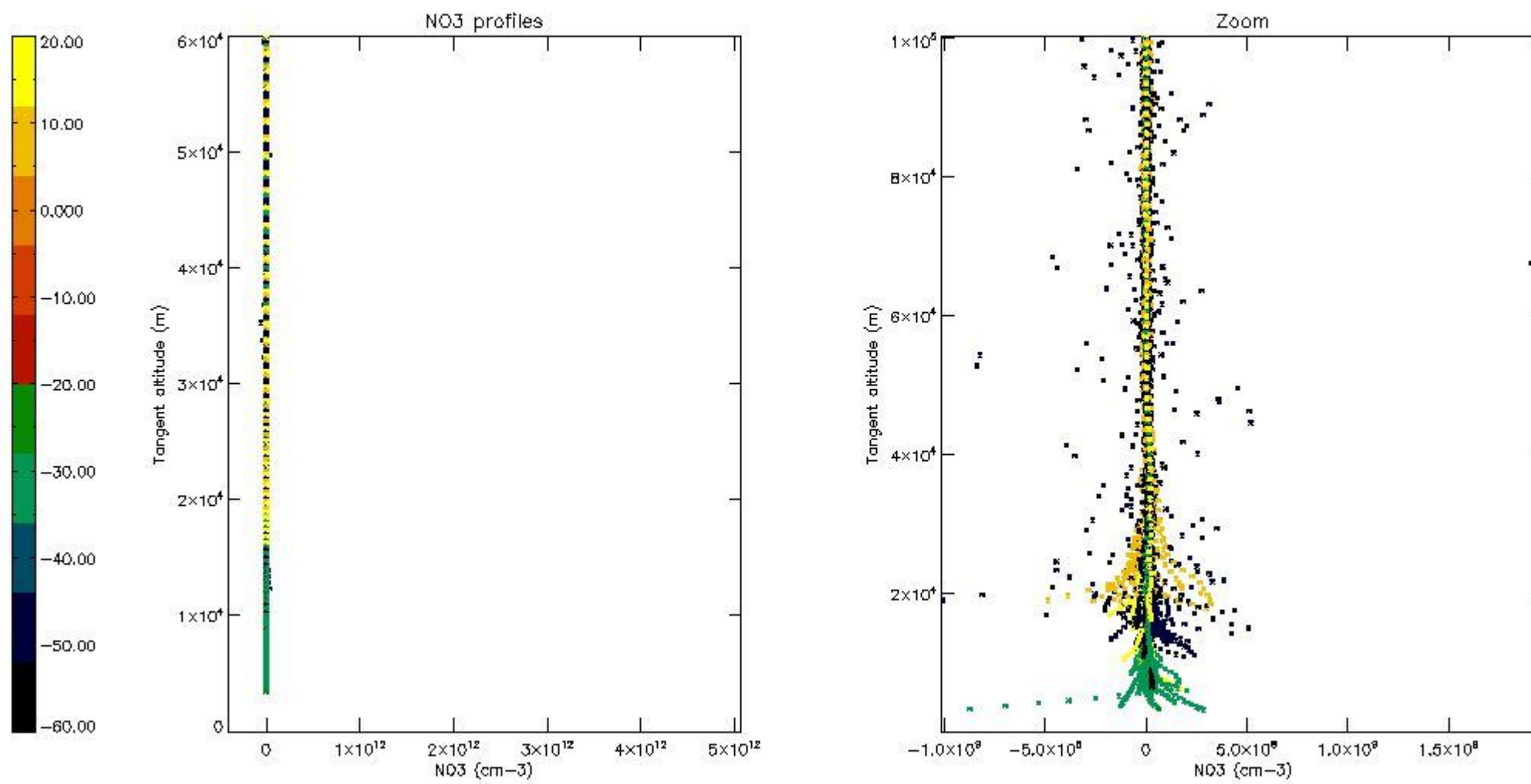
5.6 Plot NO₂ profiles for all STD (dark without errors)

The colorbar represents the latitude.



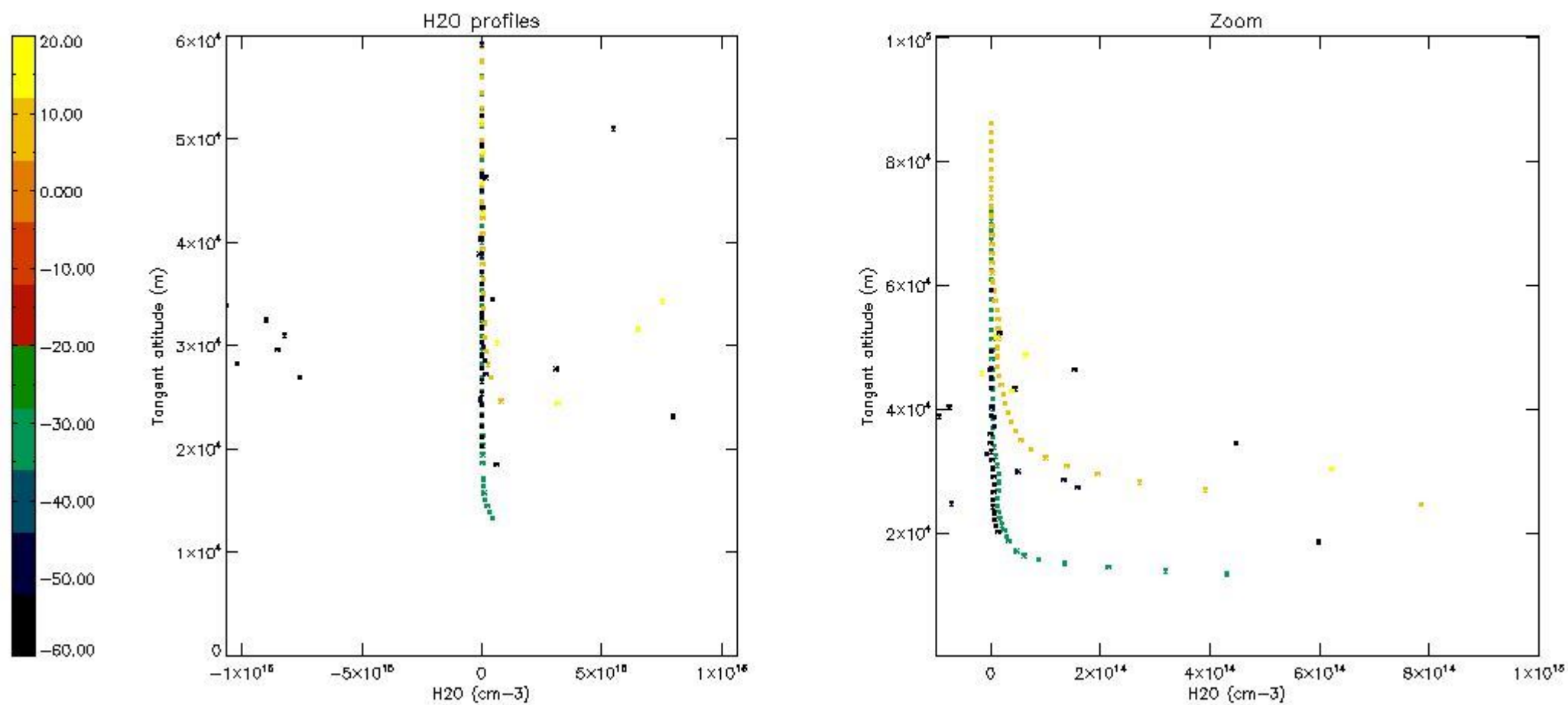
5.7 Plot NO3 profiles for all STD (dark without errors)

The colorbar represents the latitude.



5.8 Plot H₂O profiles for all STD (only for occultations of stars 1,2,3,4,13,14,16,26,63 dark without errors)

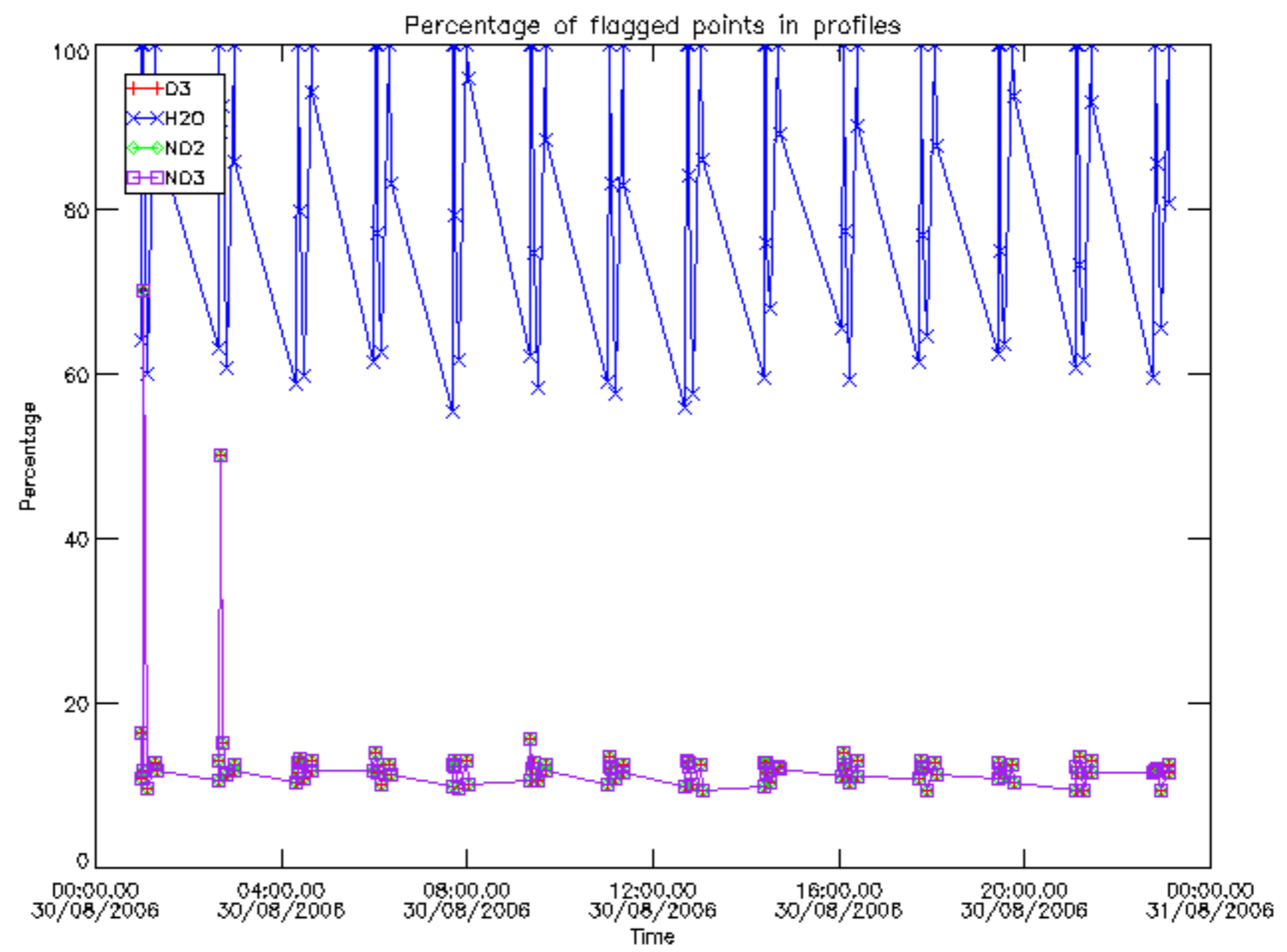
The colorbar represents the latitude.



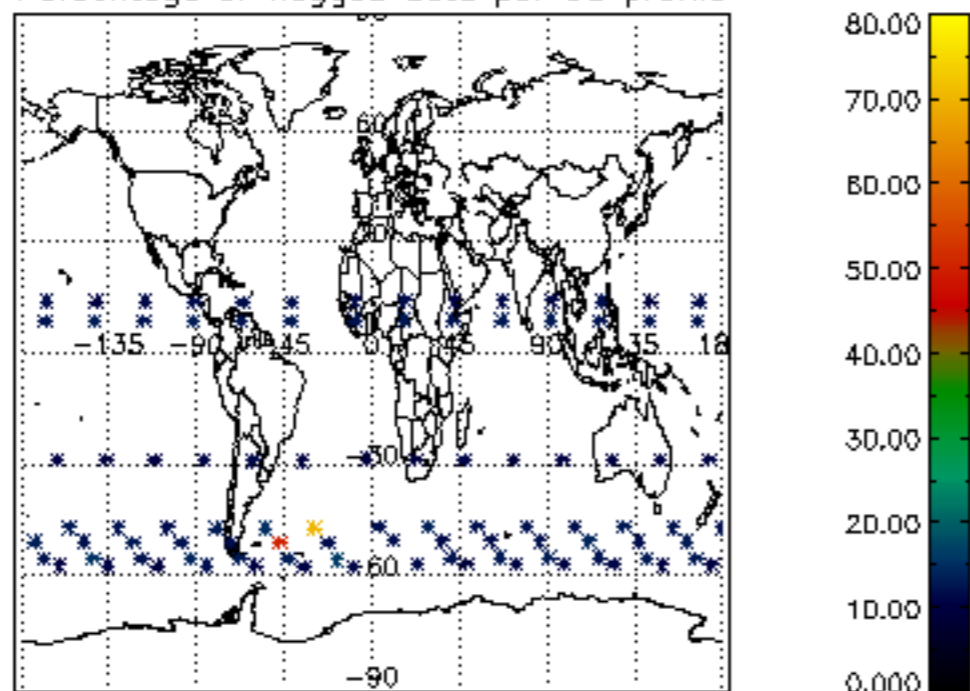
6. Auxiliary Data Files used for the production reported in section 2

The number reported in the third column indicates since which file (see list in section 2) the corresponding auxiliary file has been used. The fourth column is the date of those product files.

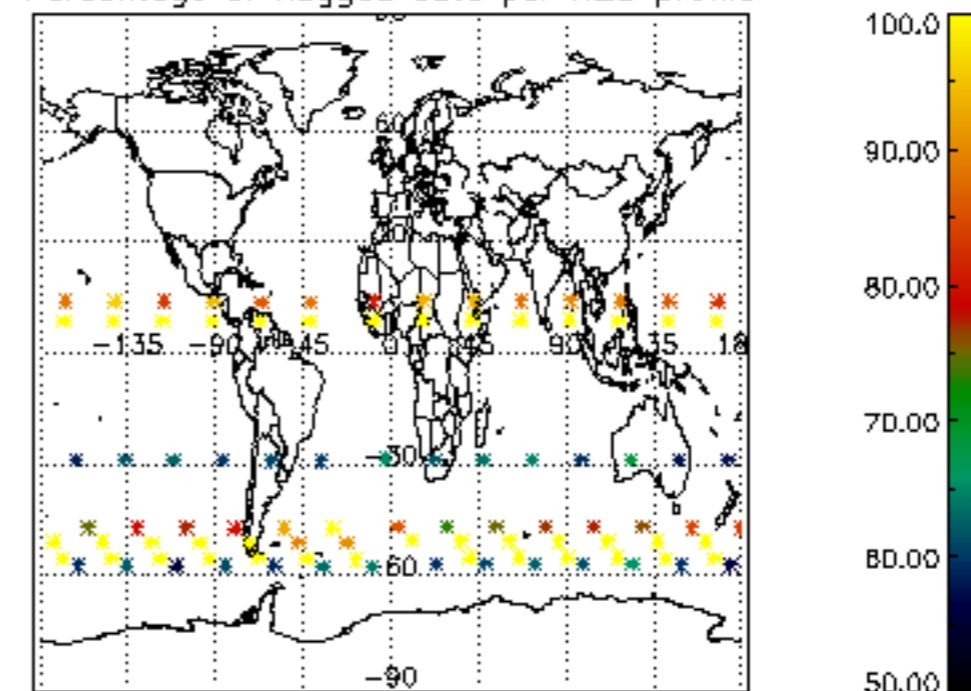
Type	Auxiliary Filename	Used since product	Used since product date
INST_PHYS_CHARACTERISTICS	GOM_INS_AXVIEC20091111_143220_20030716_120000_20500101_000000	1	30-AUG-2006 00:00:20
LEVEL-2_PROC_CONFIG	GOM_PR2_AXVIEC20091111_152718_20020301_000000_20500101_000000	1	30-AUG-2006 00:00:20
CROSS_SECTIONS_FILE	GOM_CRS_AXVIEC20091111_154832_20020301_000000_20500101_000000	1	30-AUG-2006 00:00:20



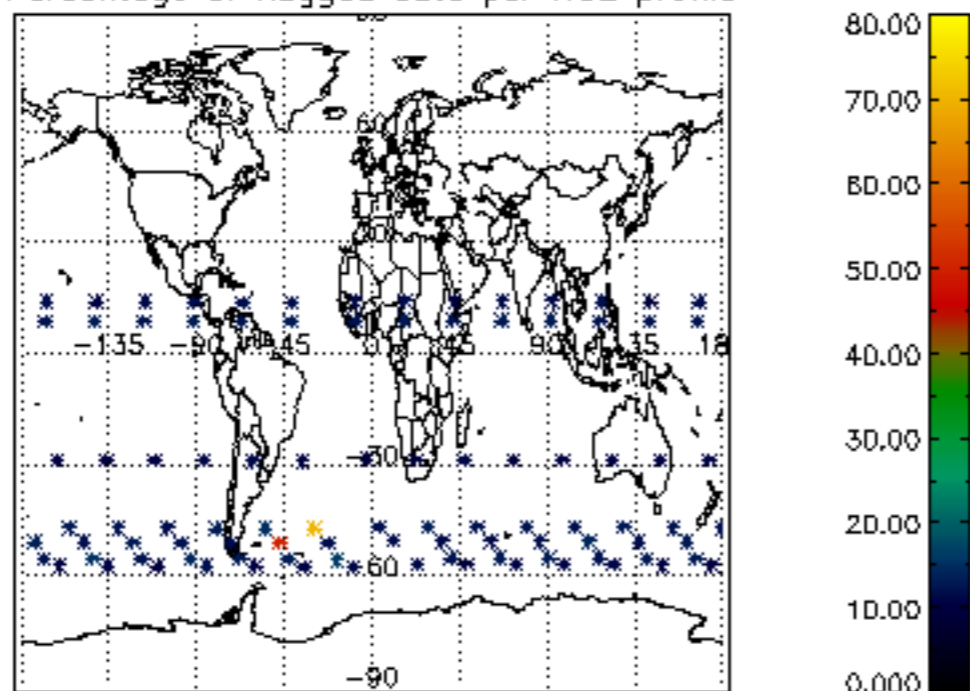
Percentage of flagged data per D3 profile



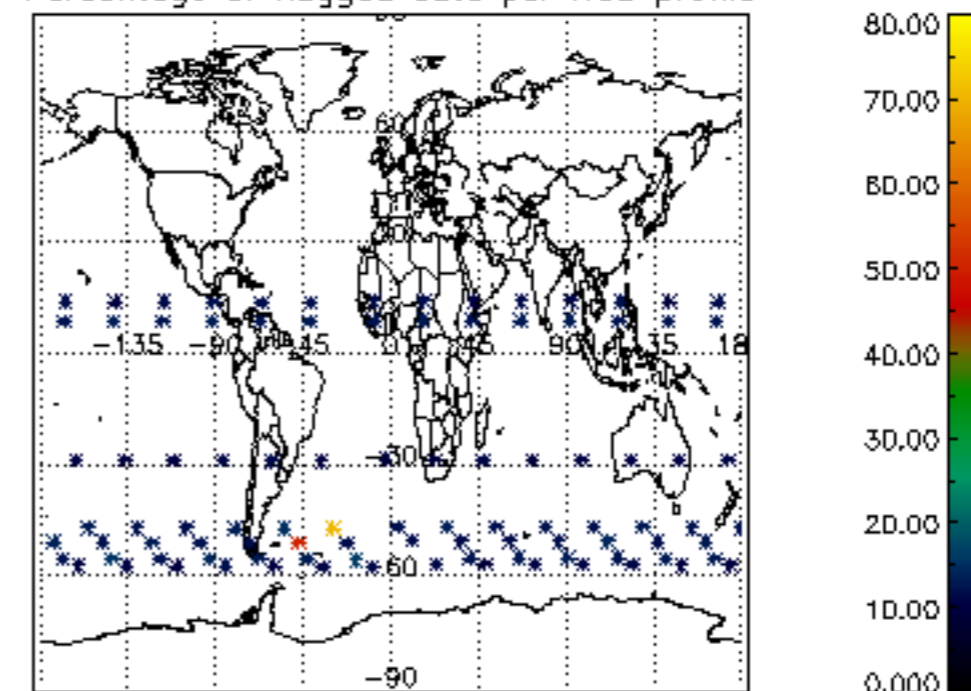
Percentage of flagged data per H2O profile

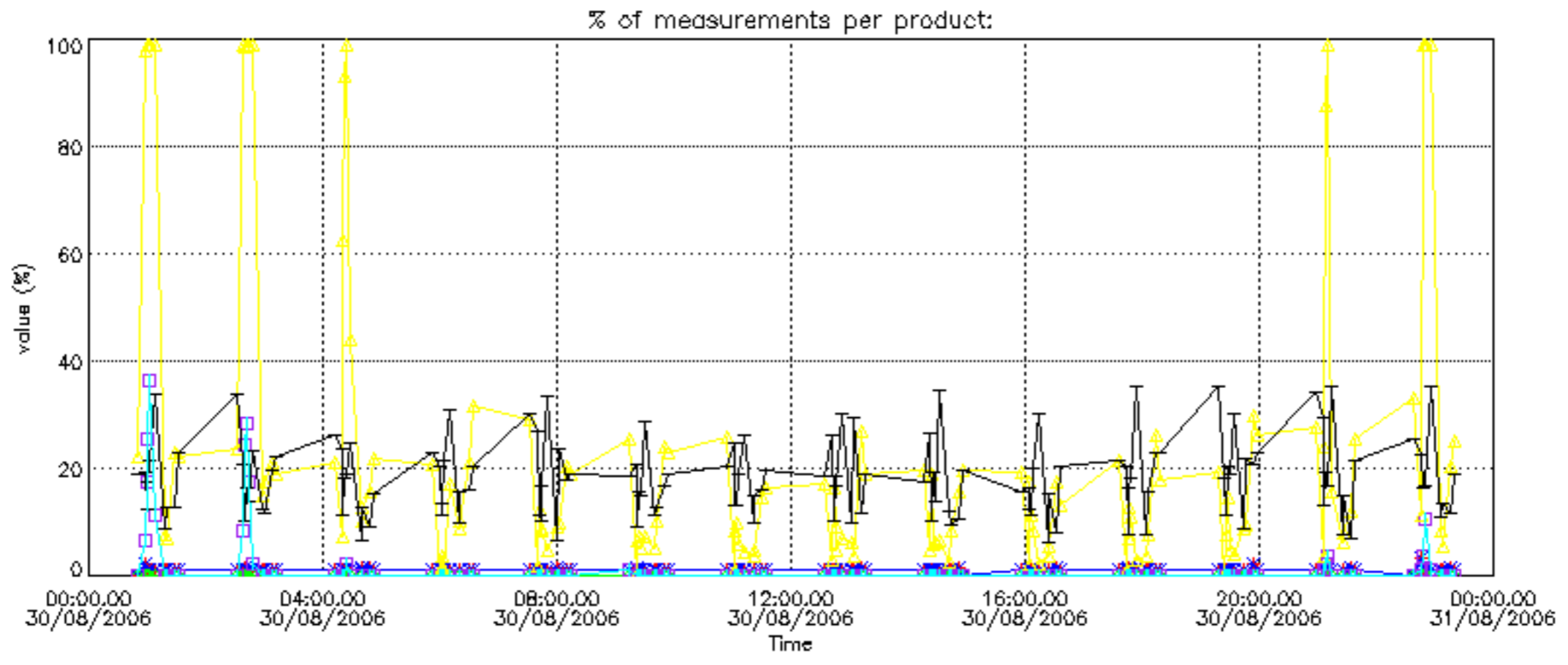


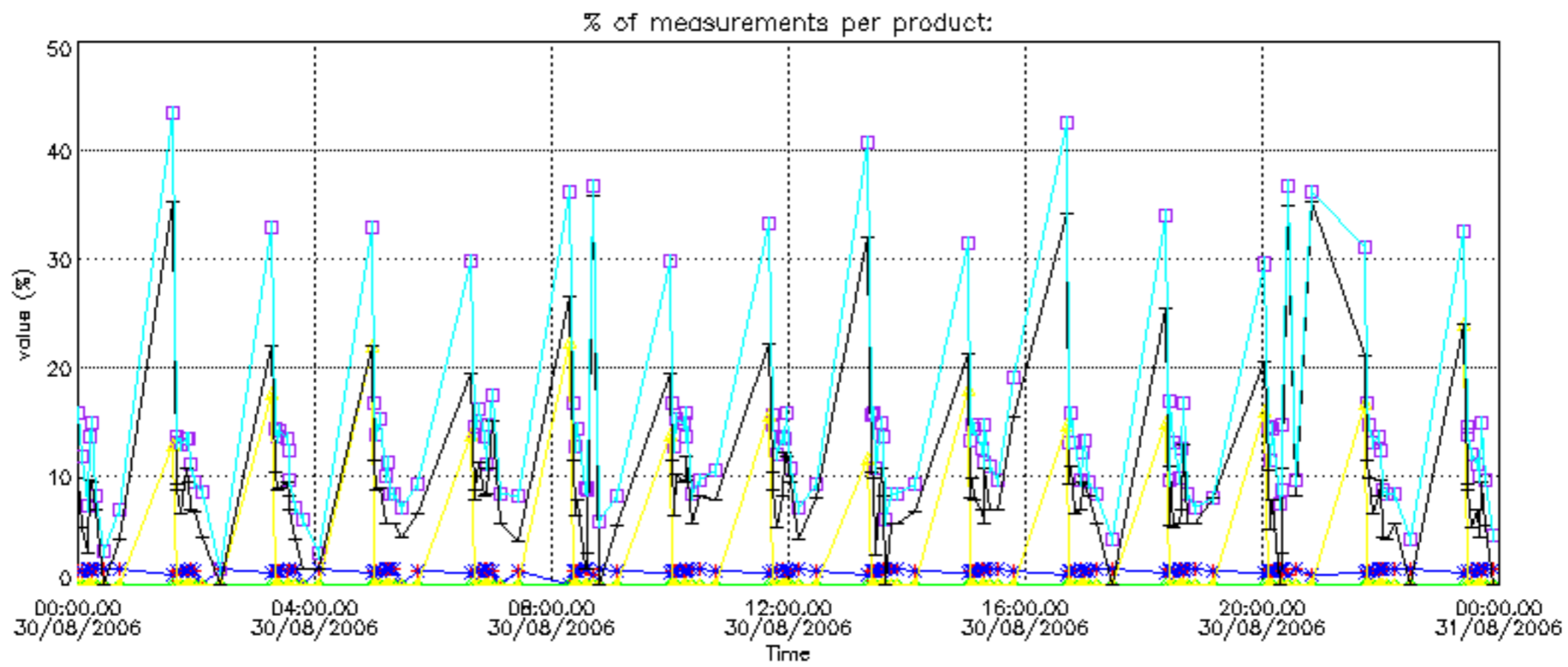
Percentage of flagged data per NO2 profile



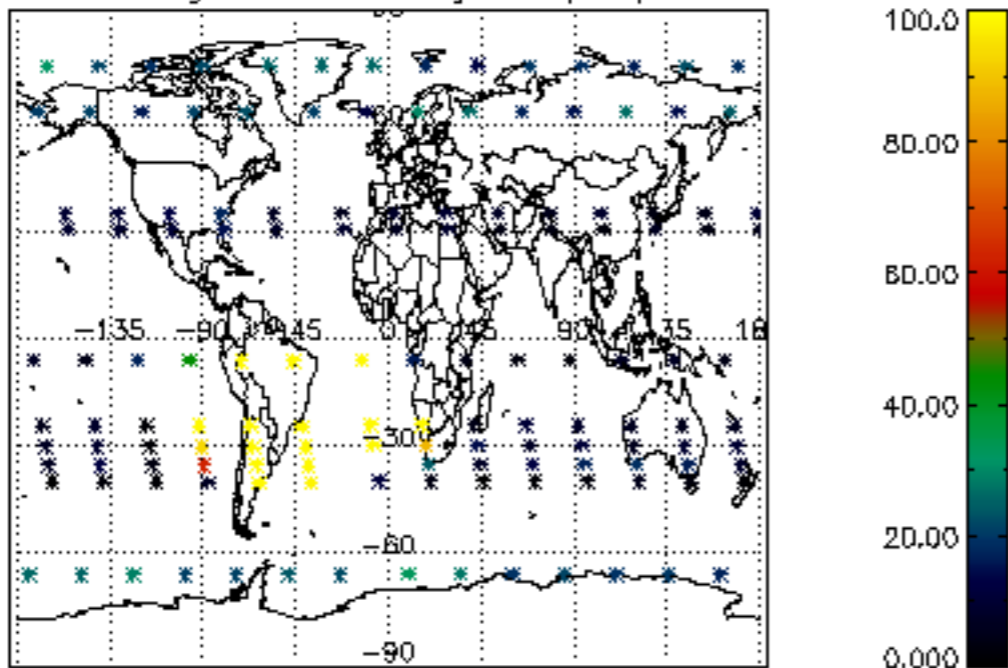
Percentage of flagged data per NO3 profile



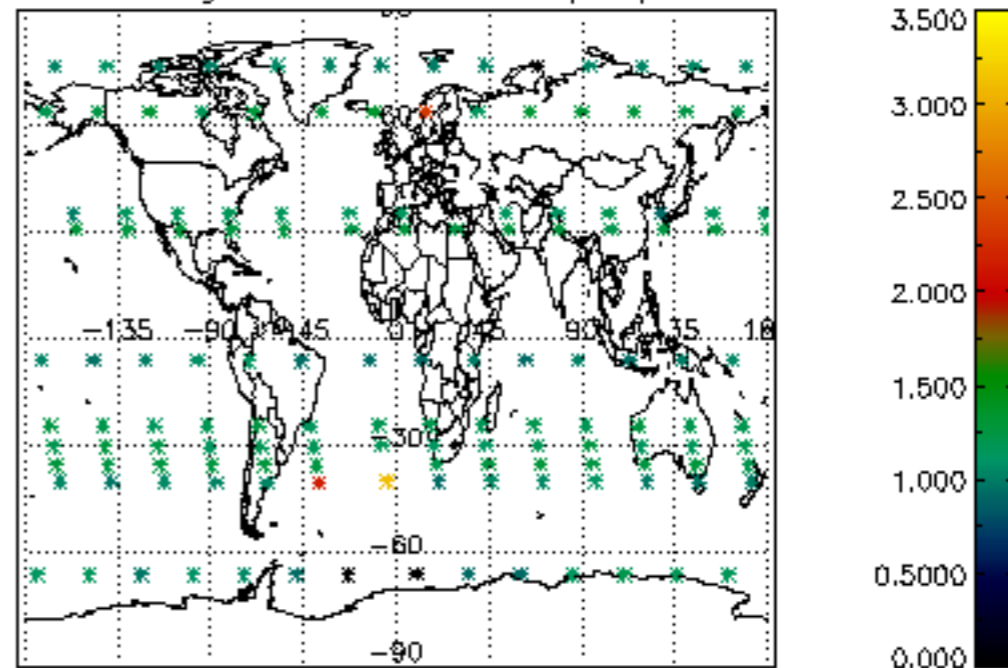




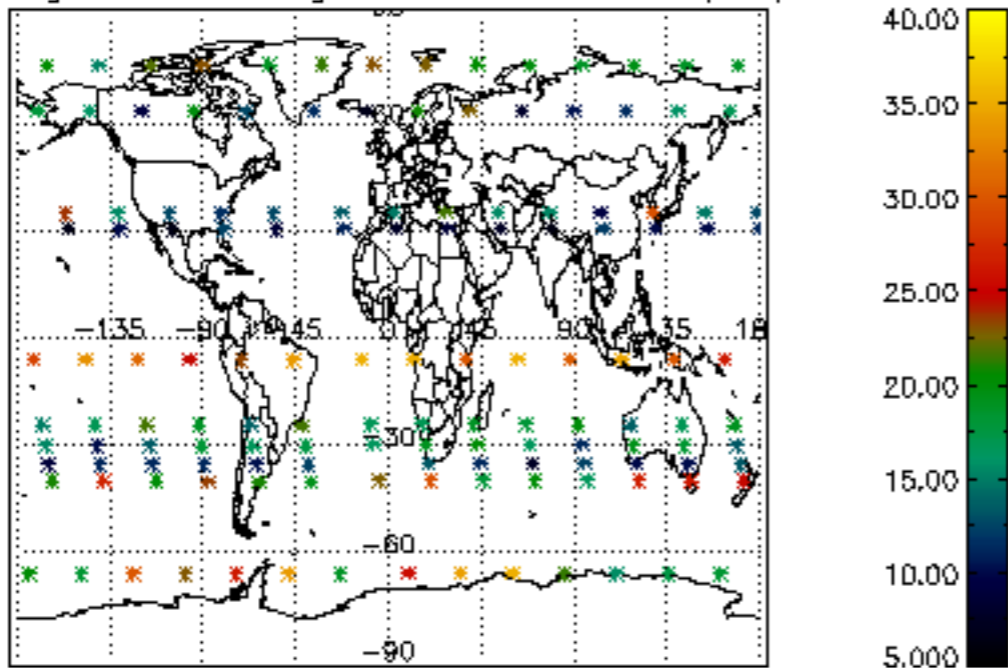
Percentage of cosmic ray hits per profile



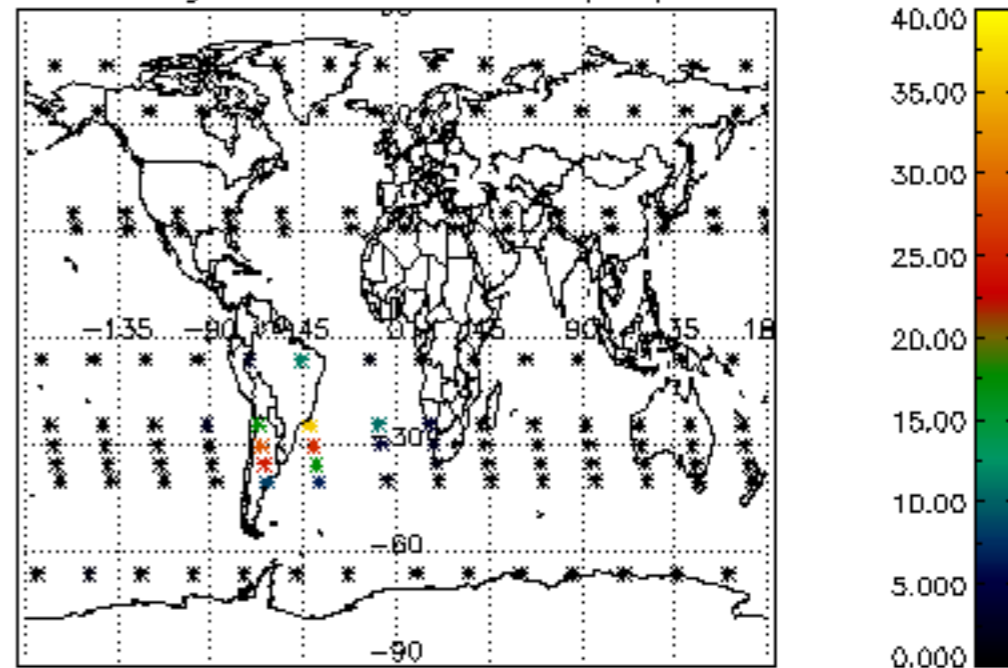
Percentage of datation errors per profile



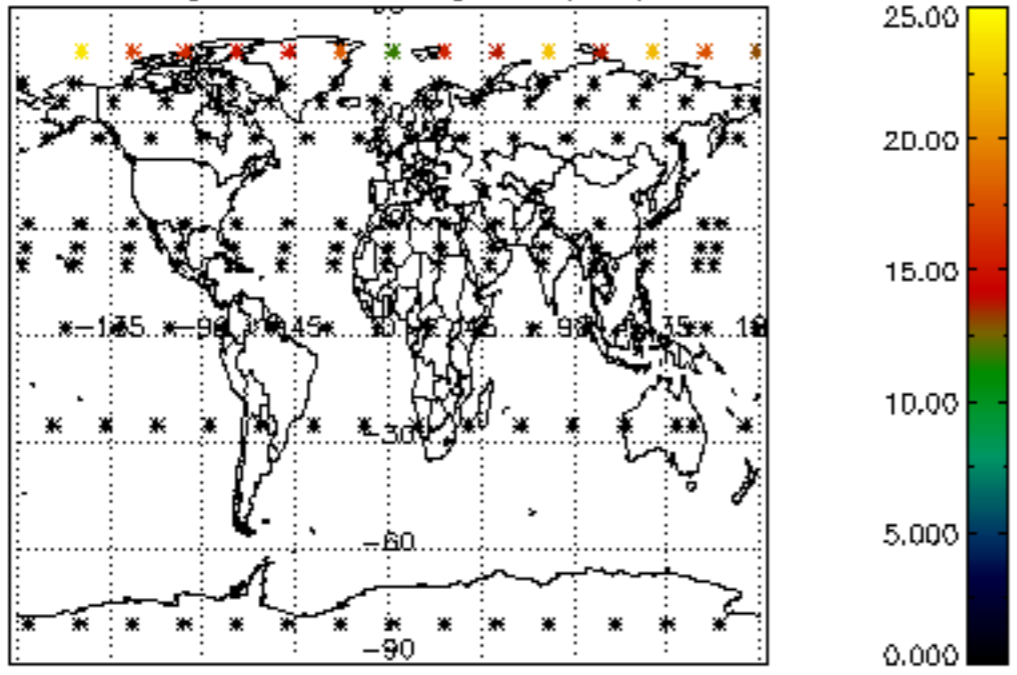
Percentage of star falling outside central band per profile



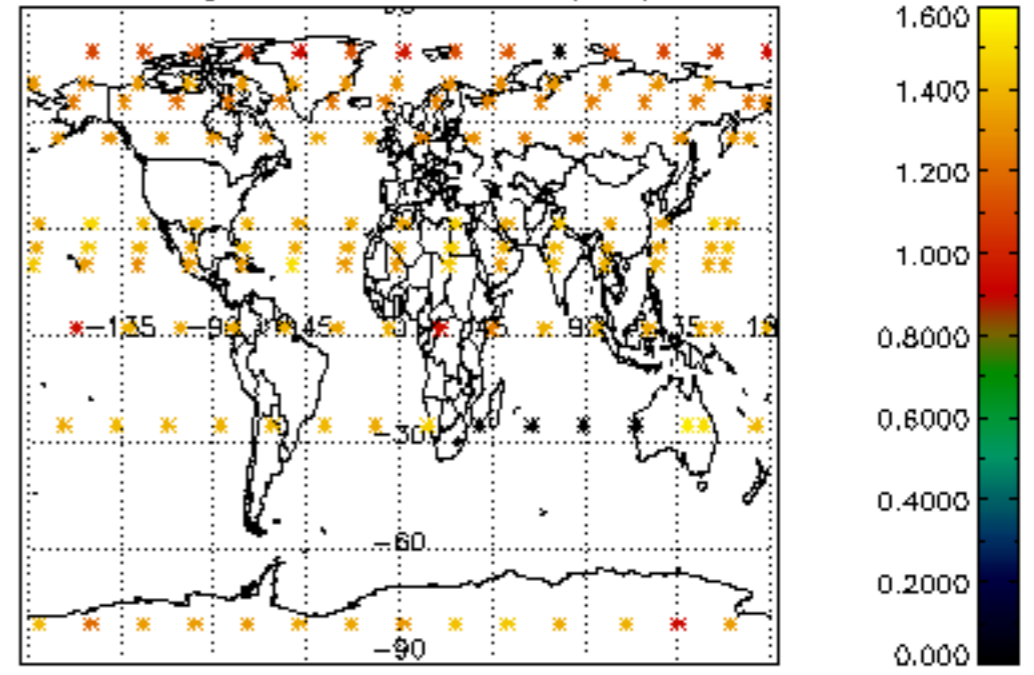
Percentage of saturation errors per profile



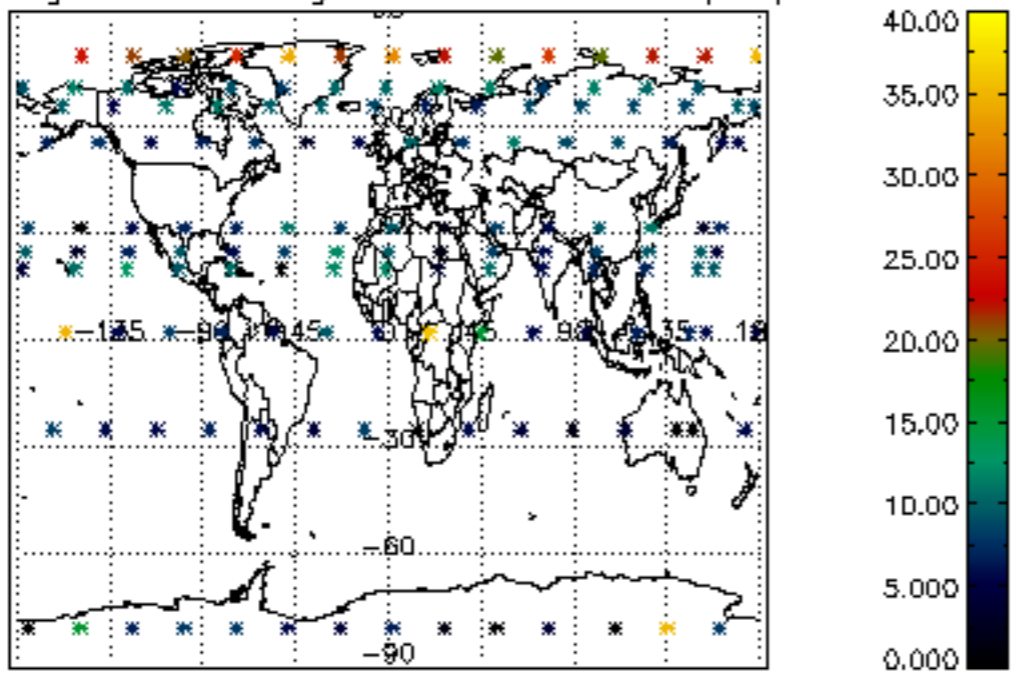
Percentage of cosmic ray hits per profile



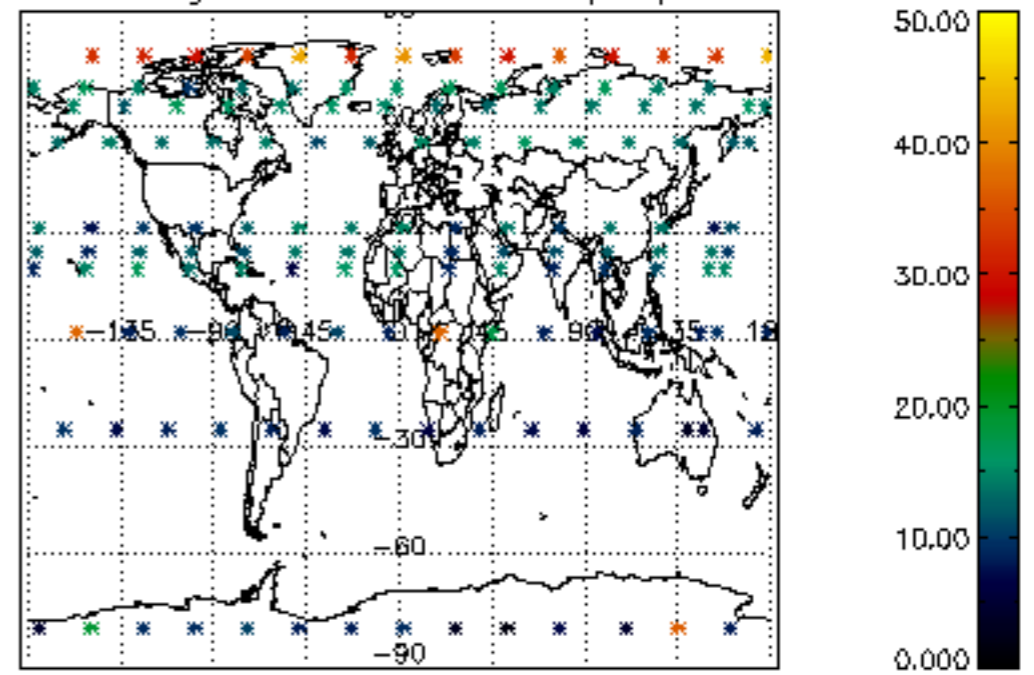
Percentage of datation errors per profile

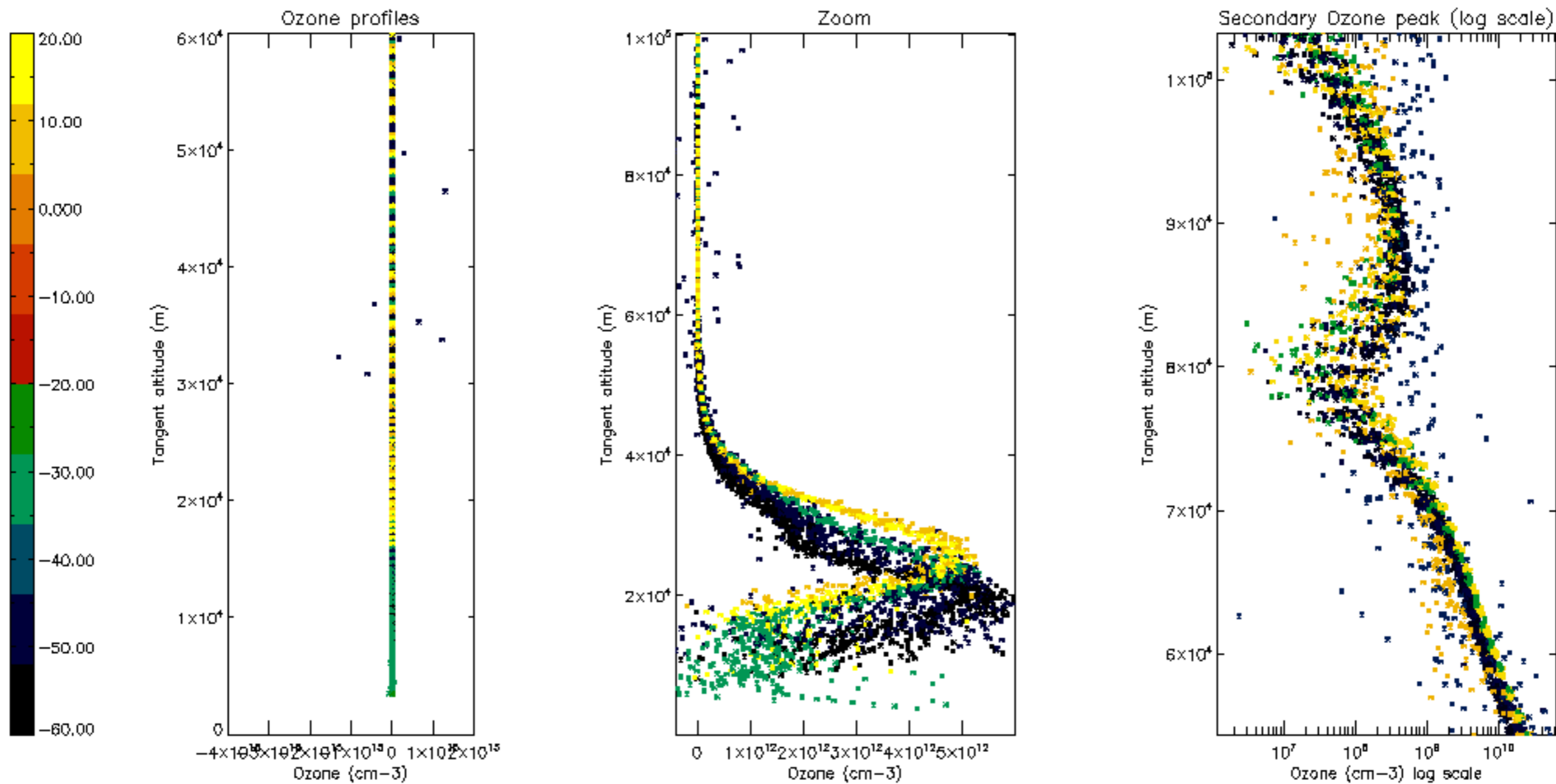


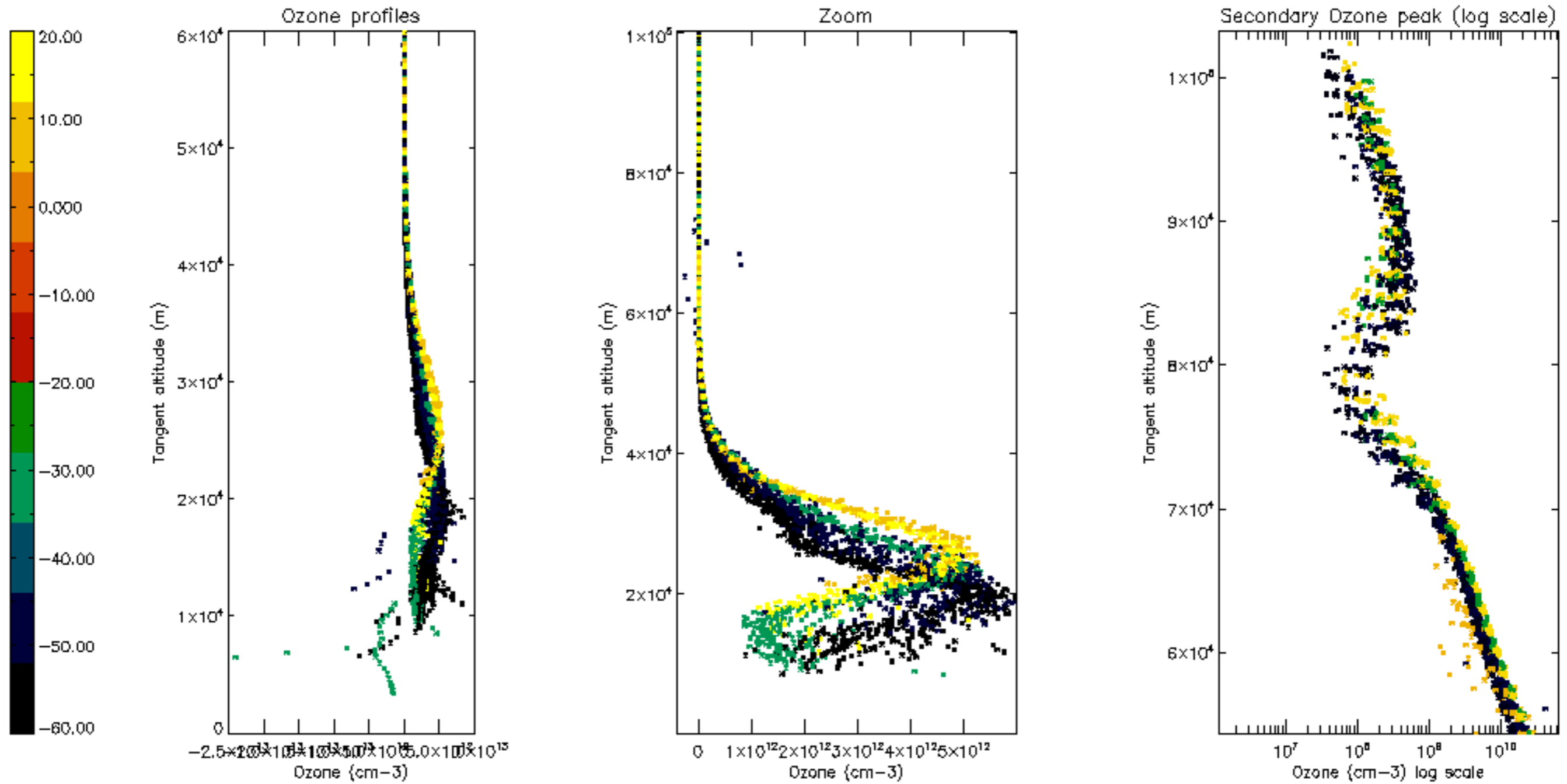
Percentage of star falling outside central band per profile

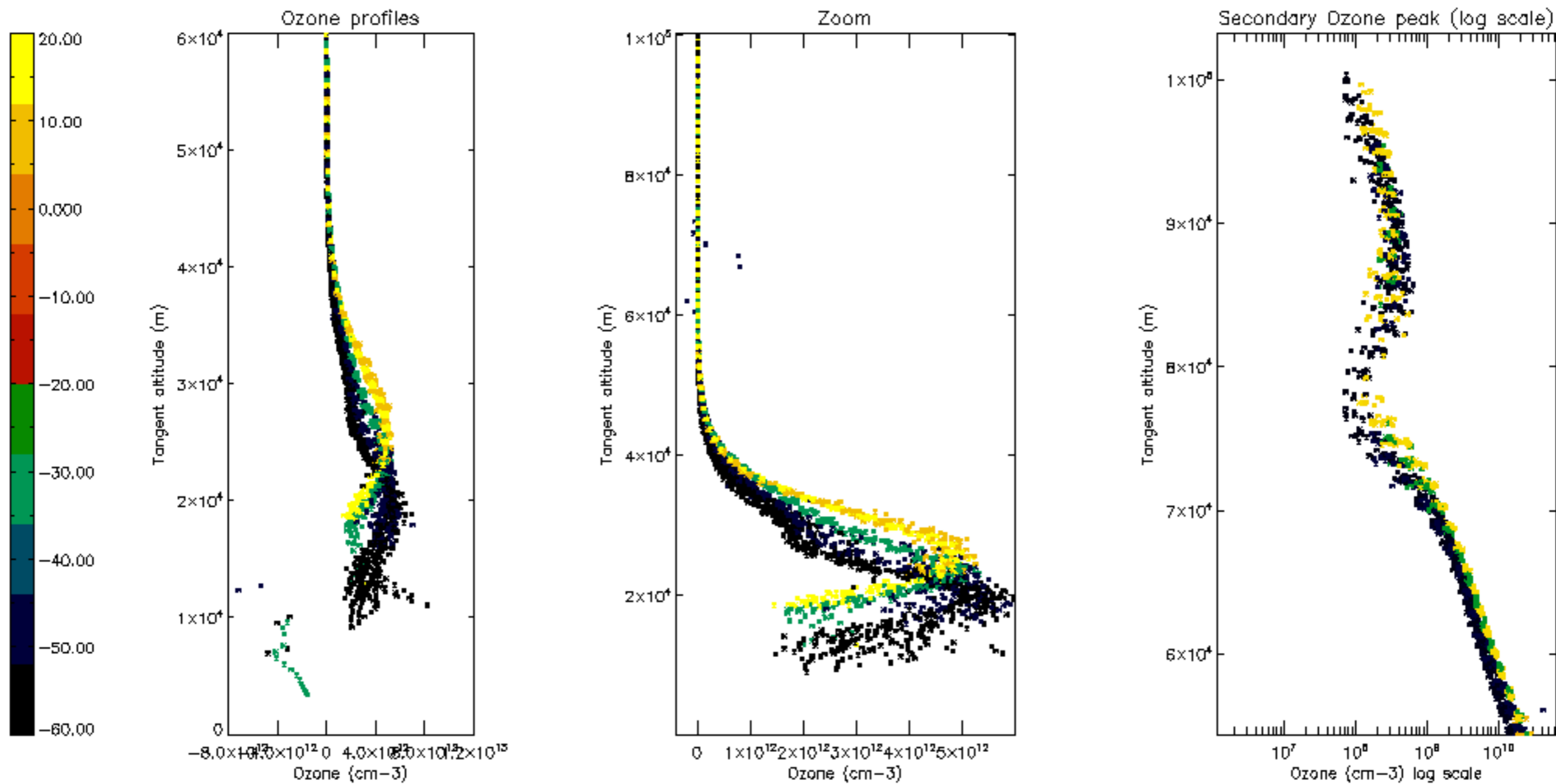


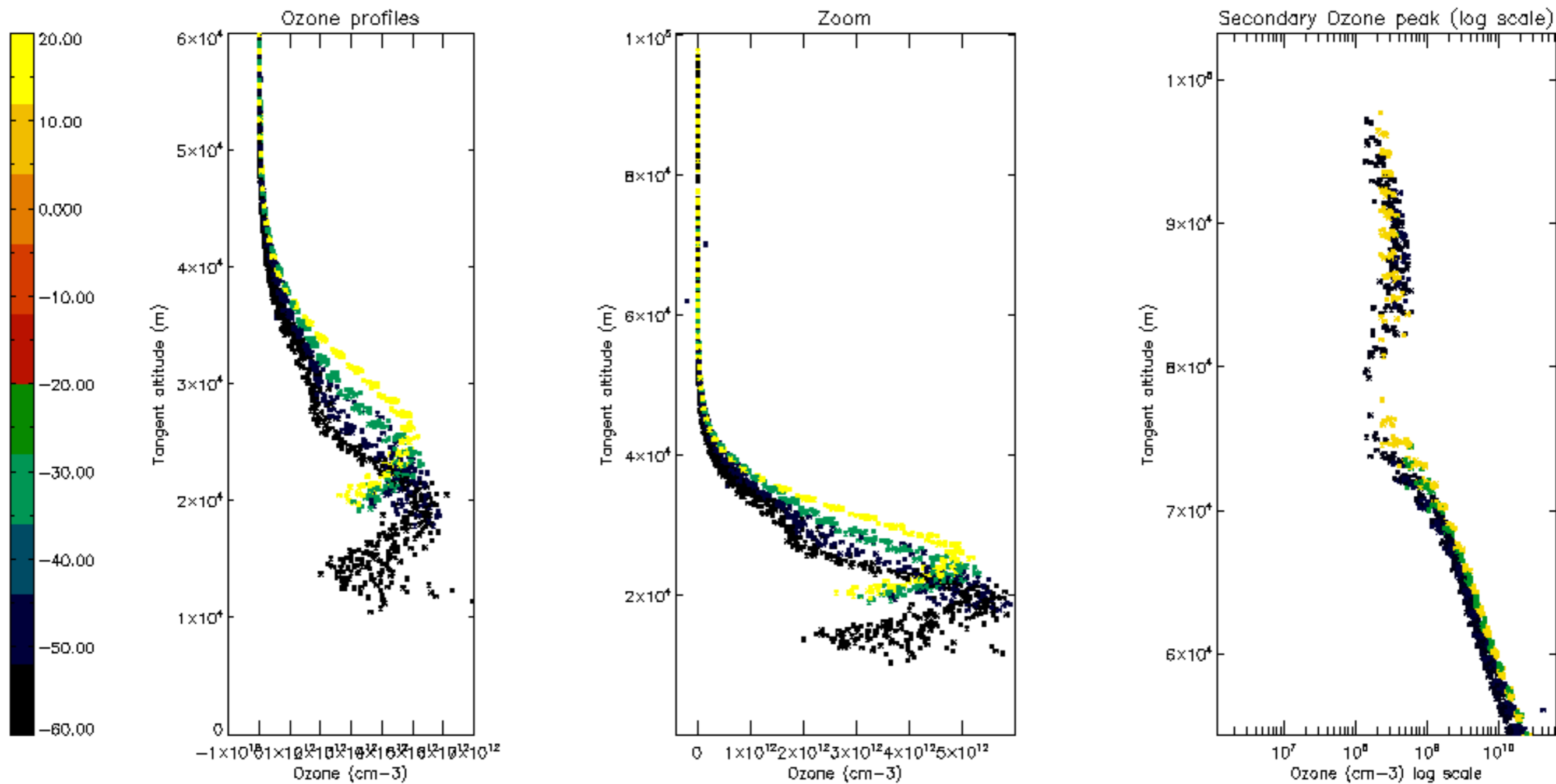
Percentage of saturation errors per profile

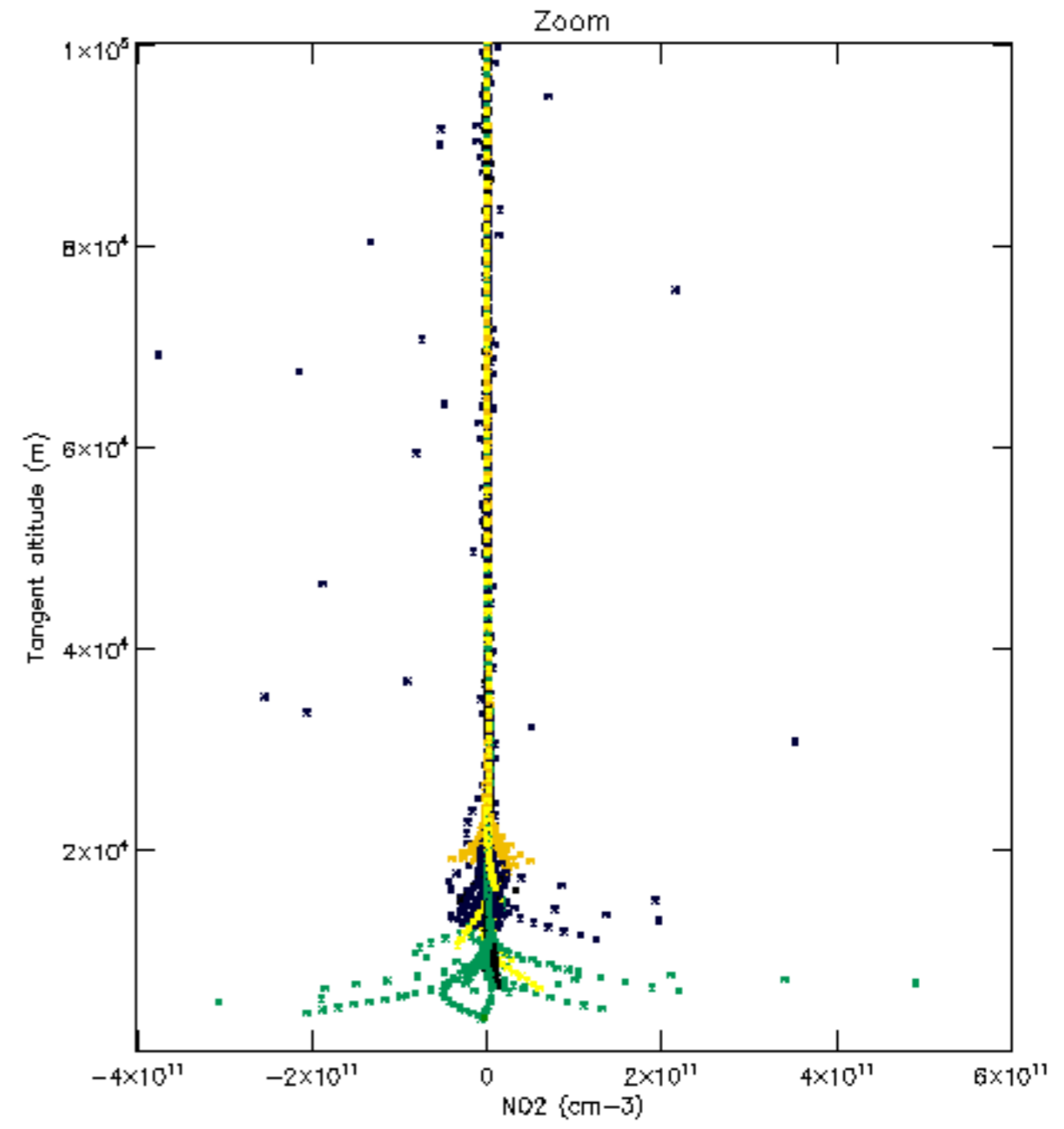
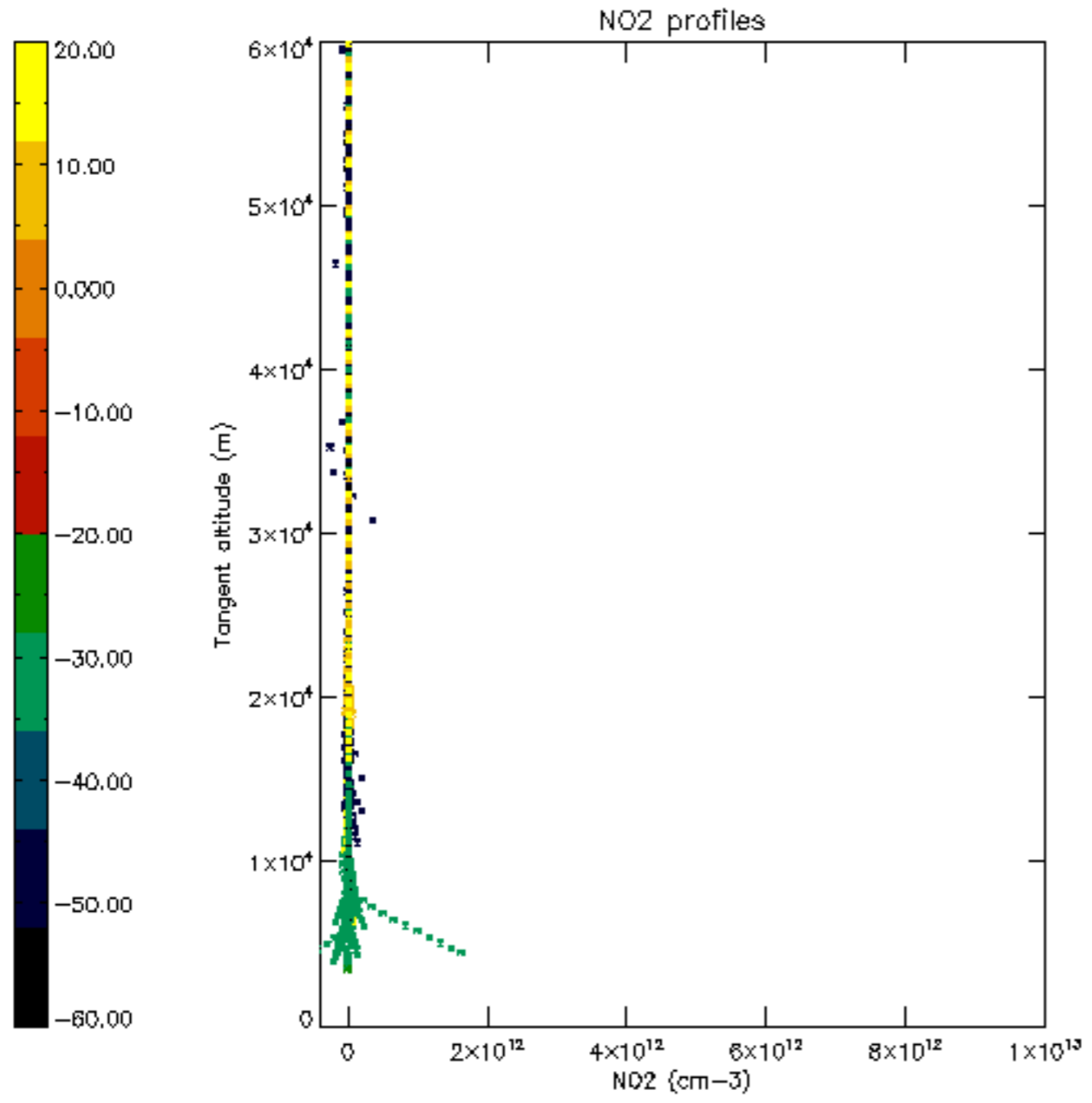


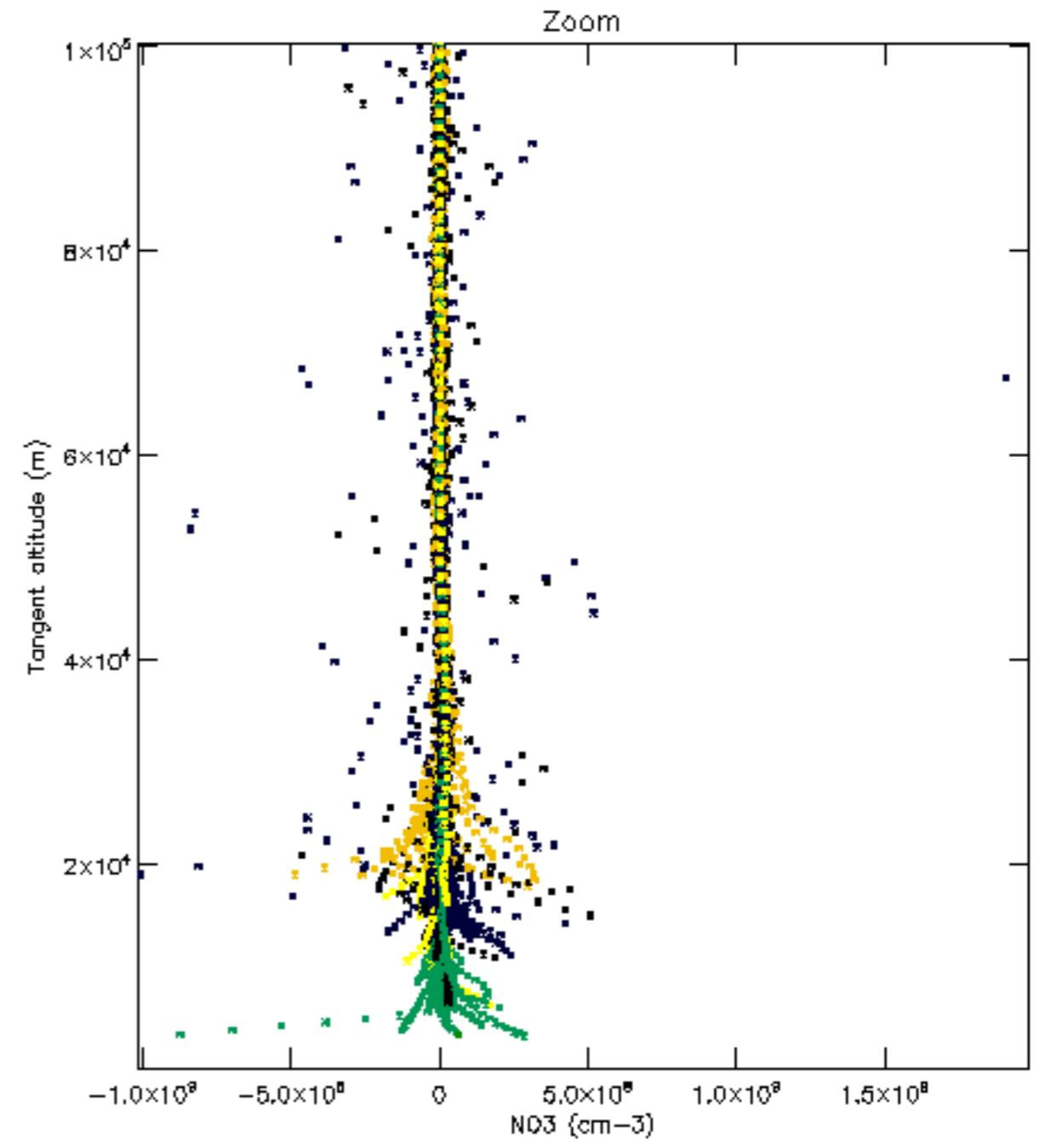
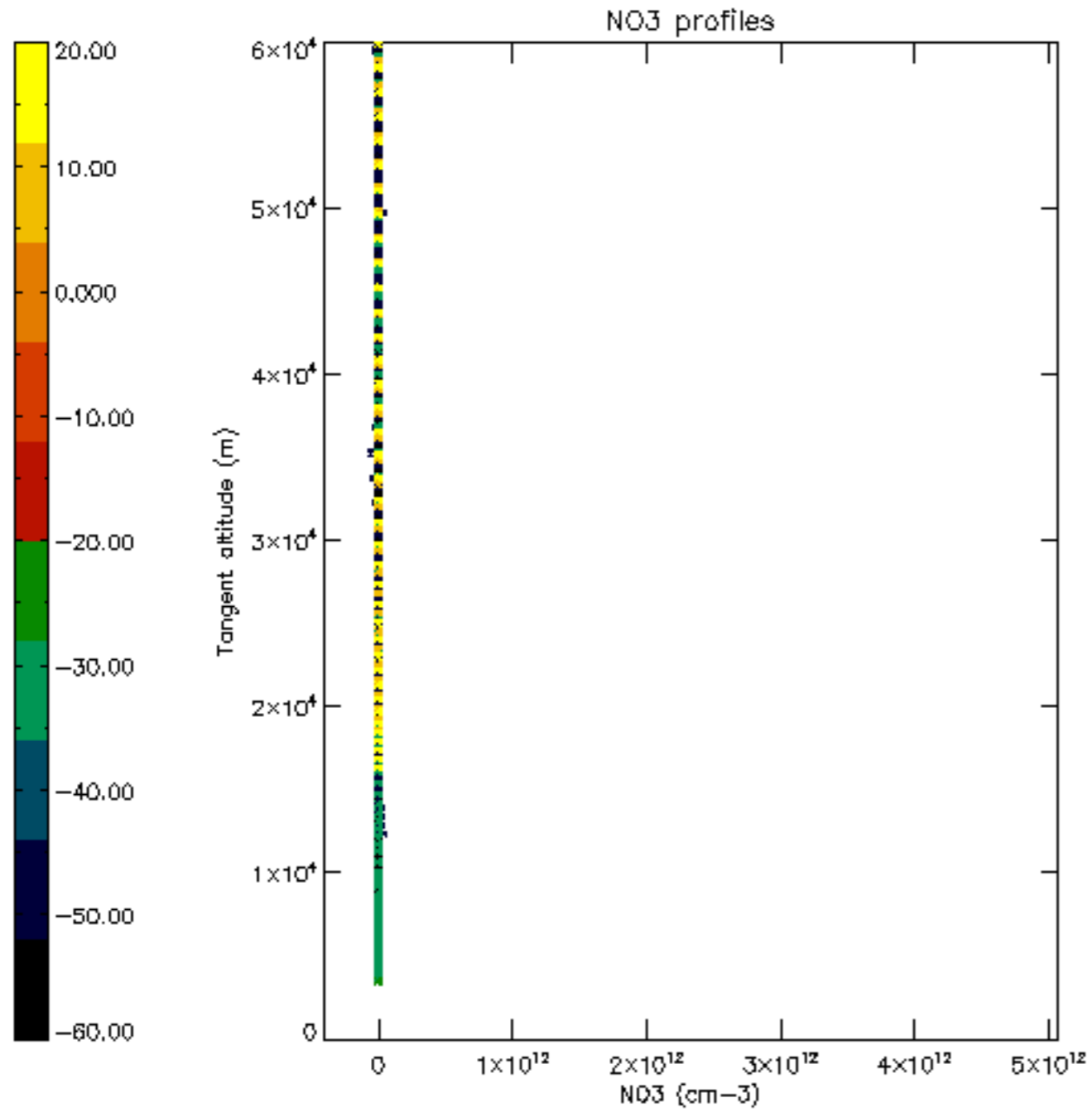


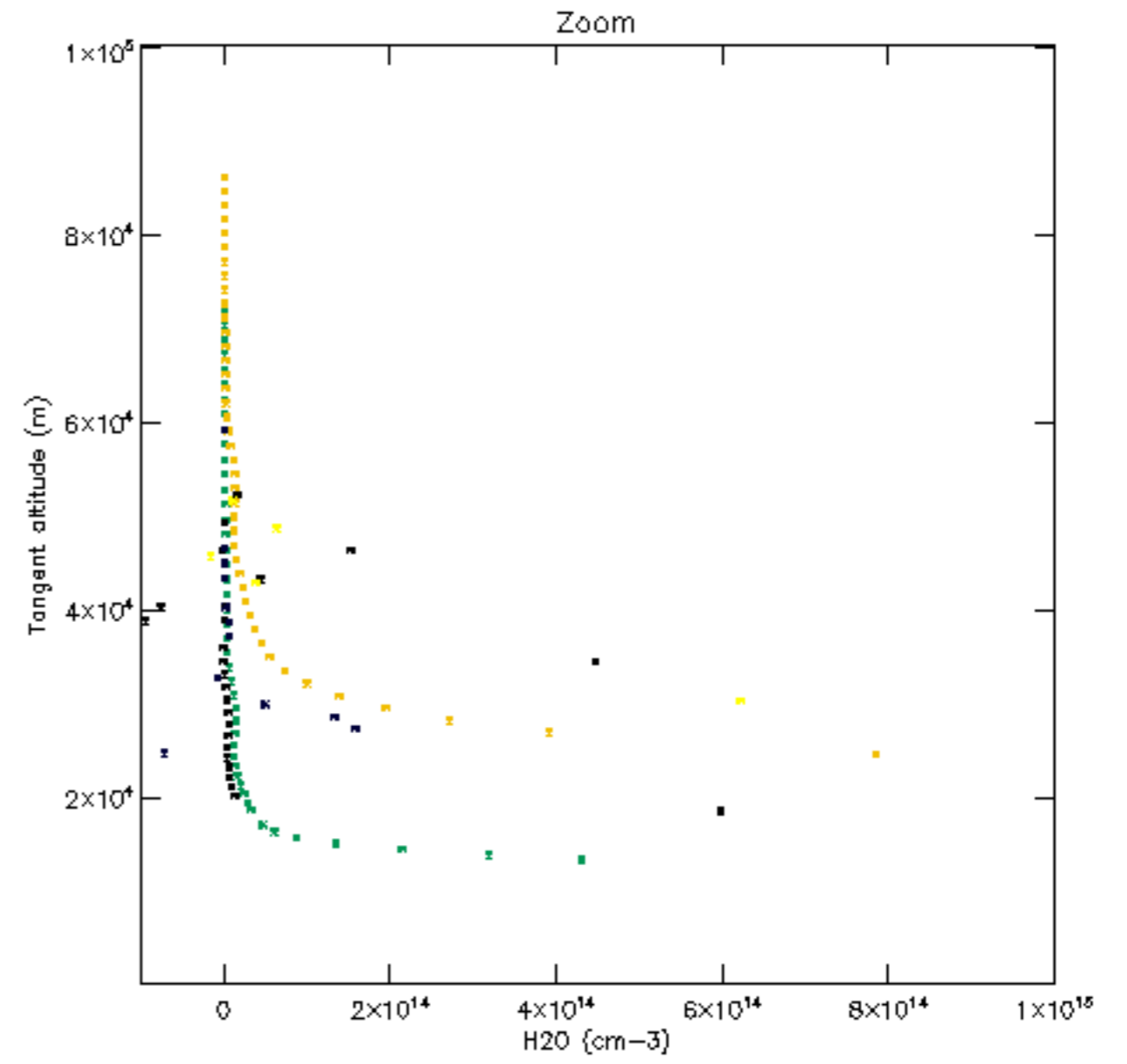
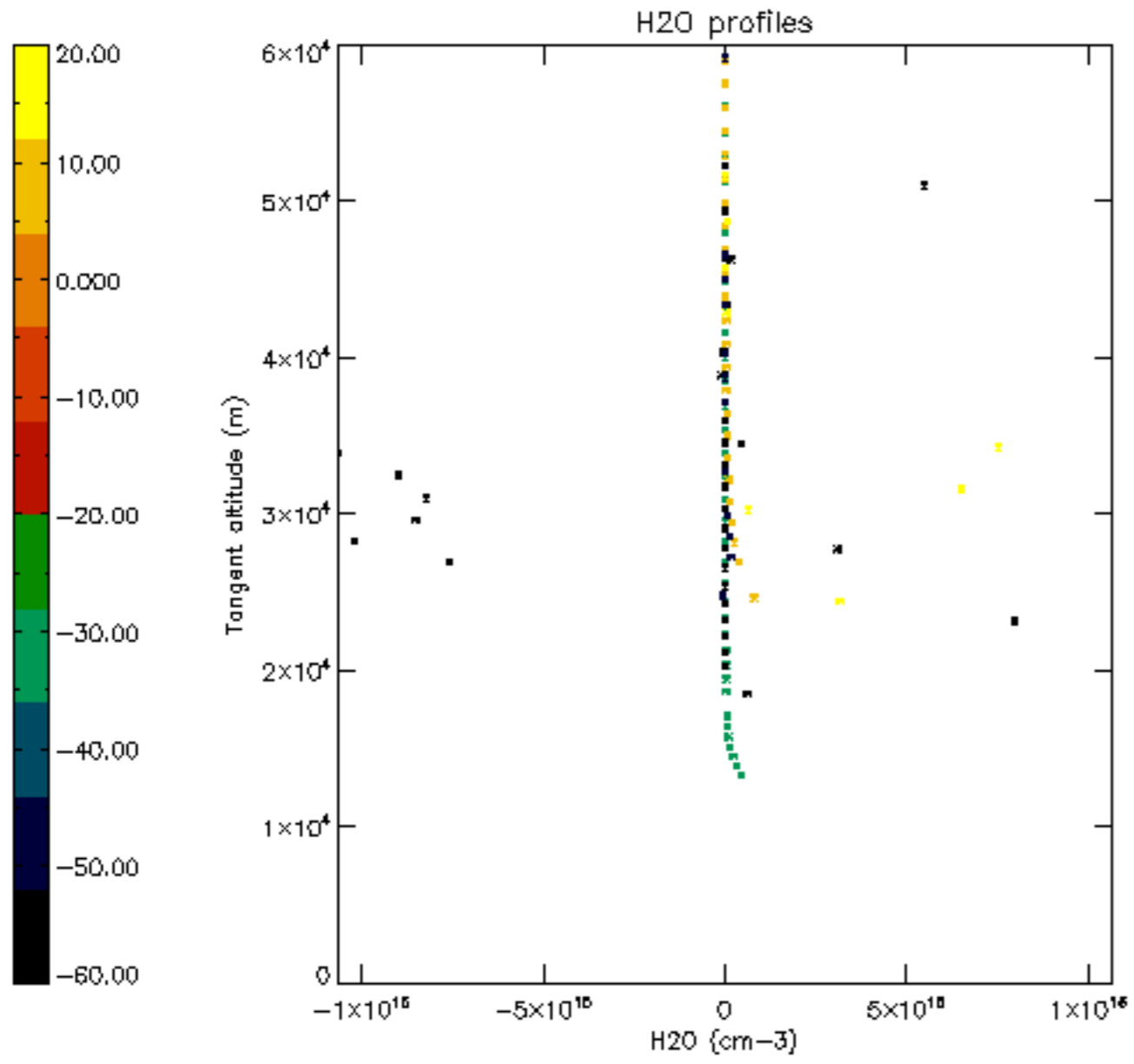


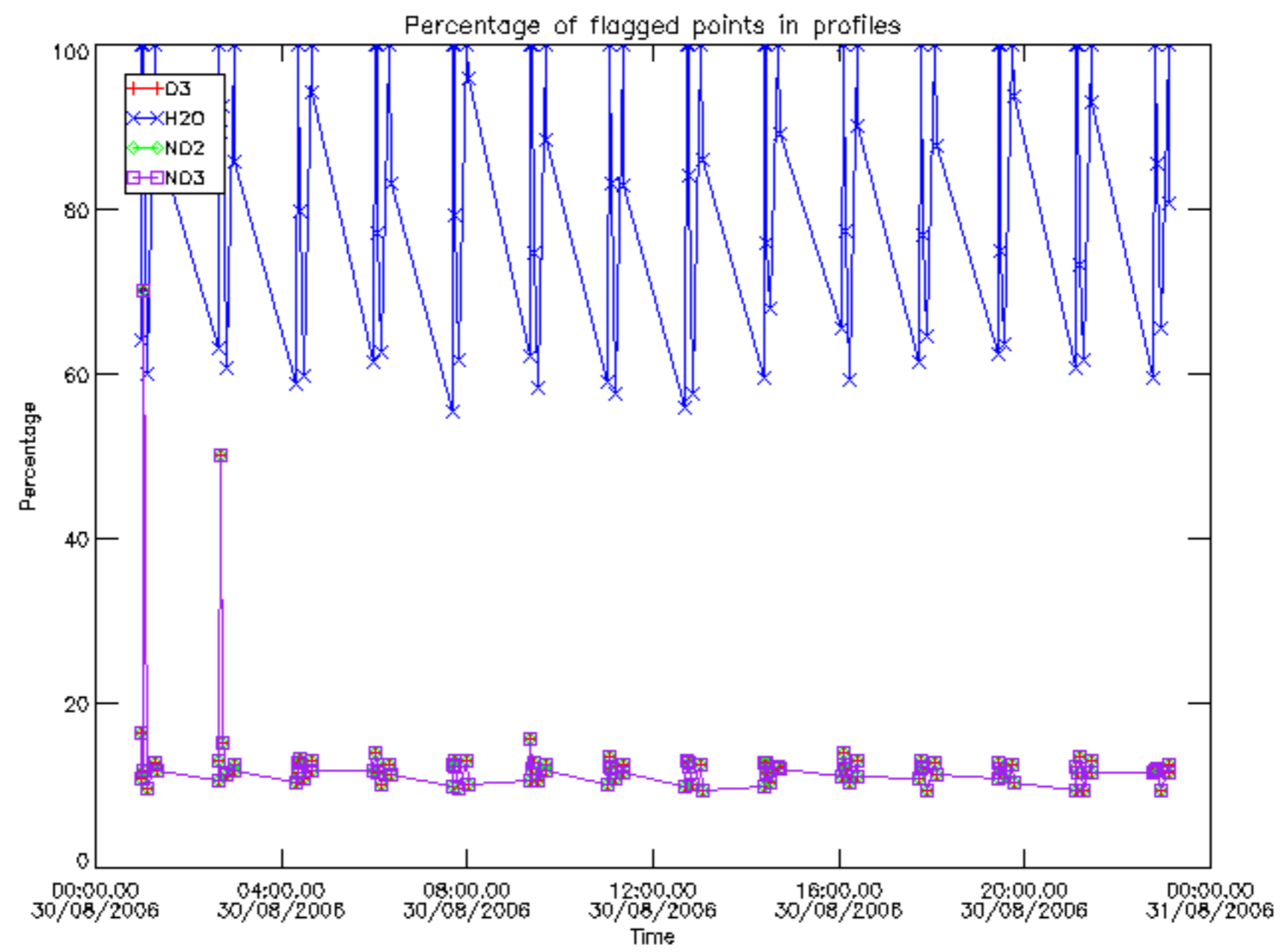




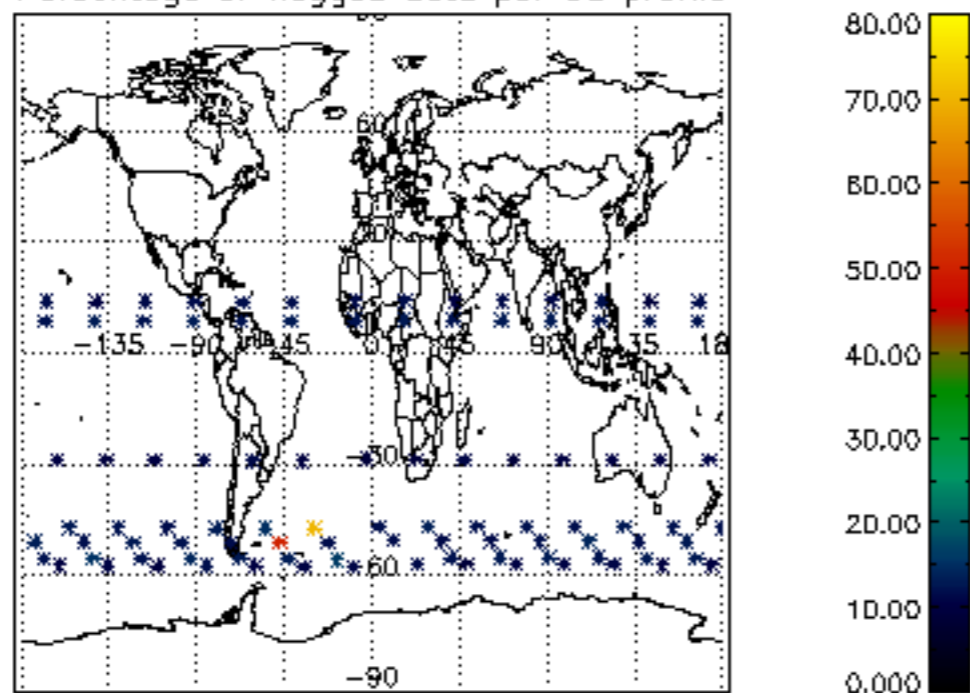




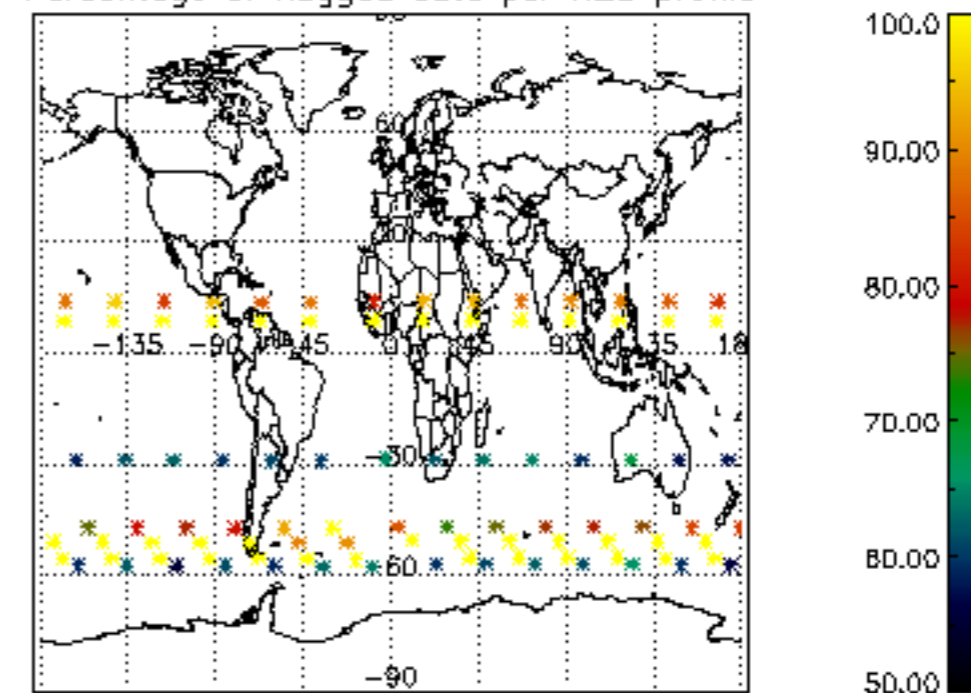




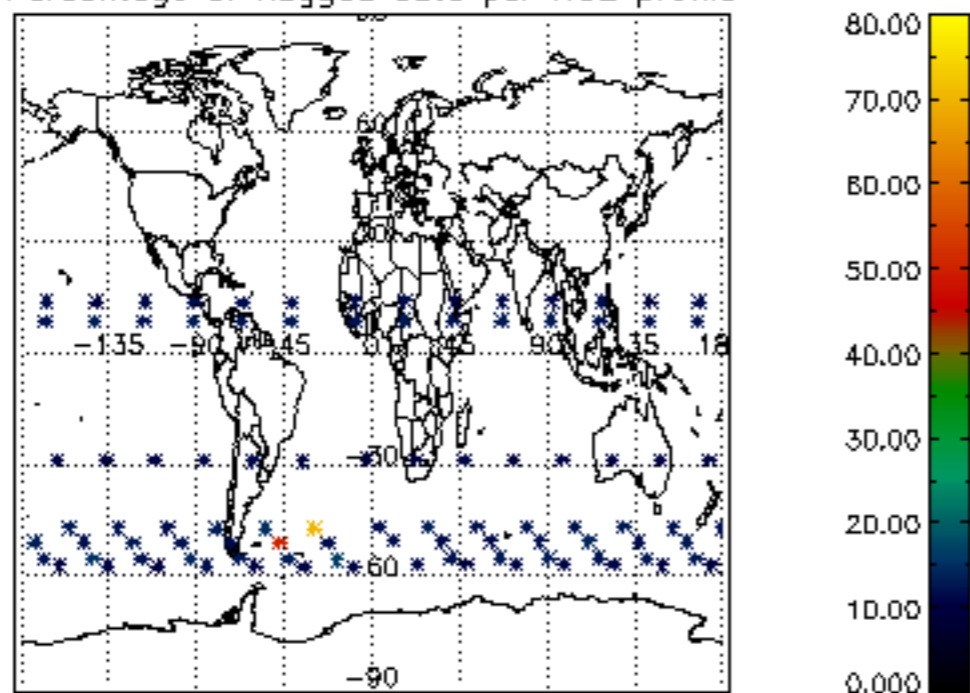
Percentage of flagged data per D3 profile



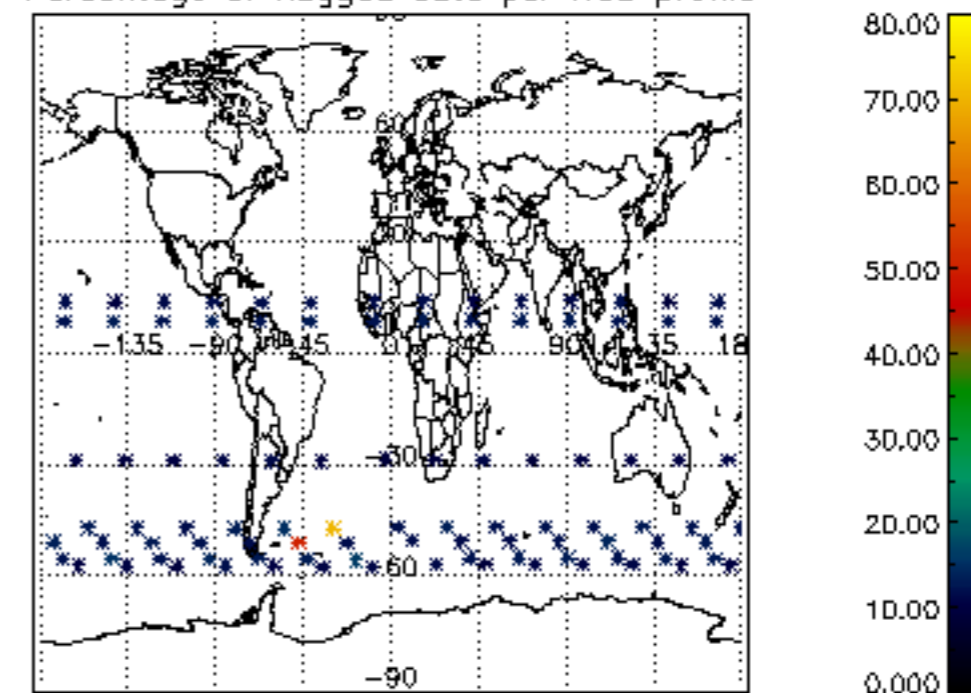
Percentage of flagged data per H2O profile

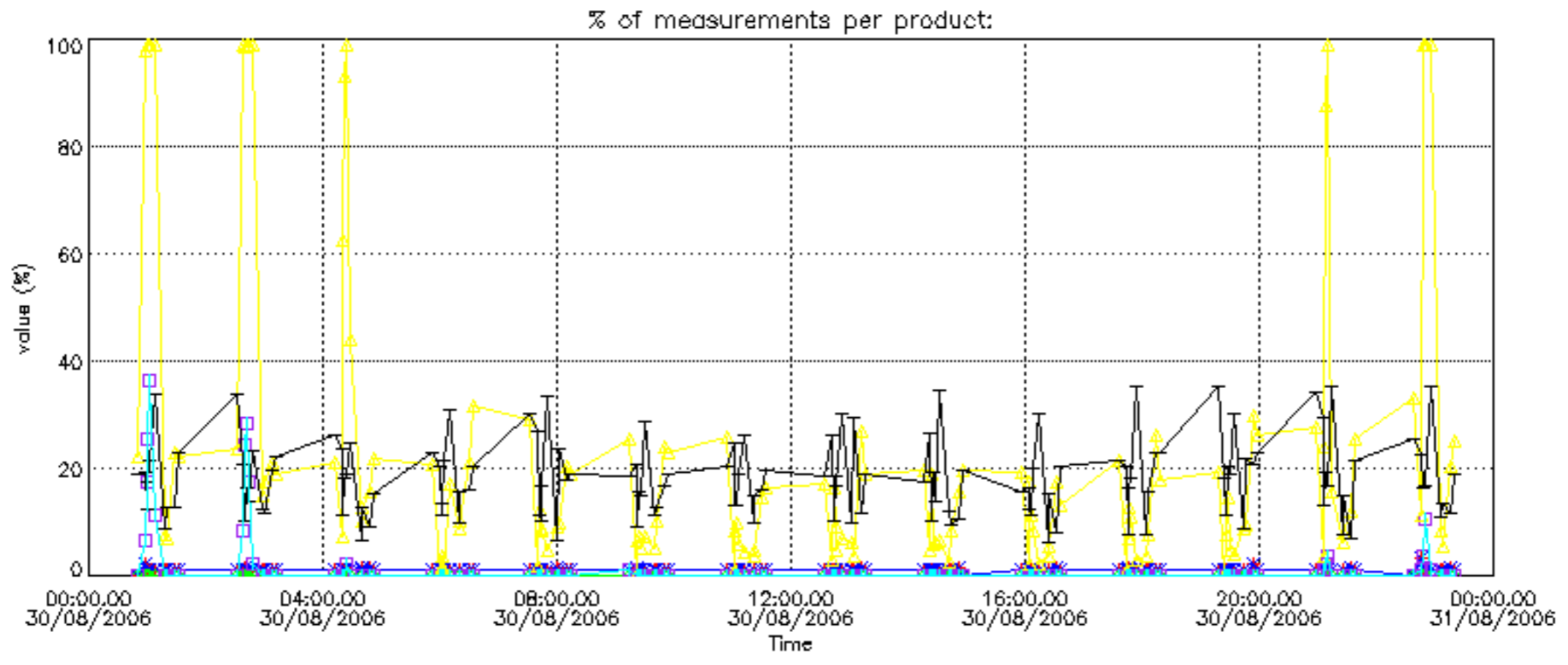


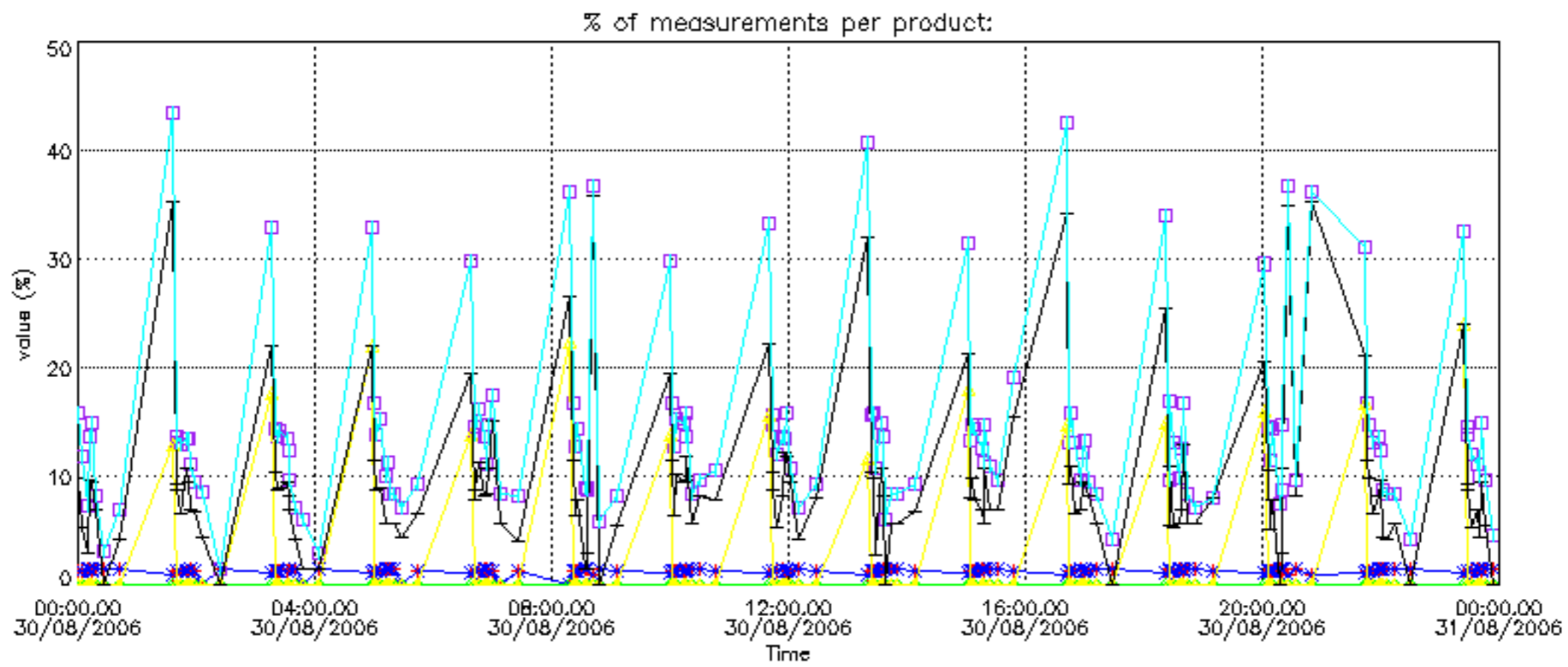
Percentage of flagged data per NO2 profile



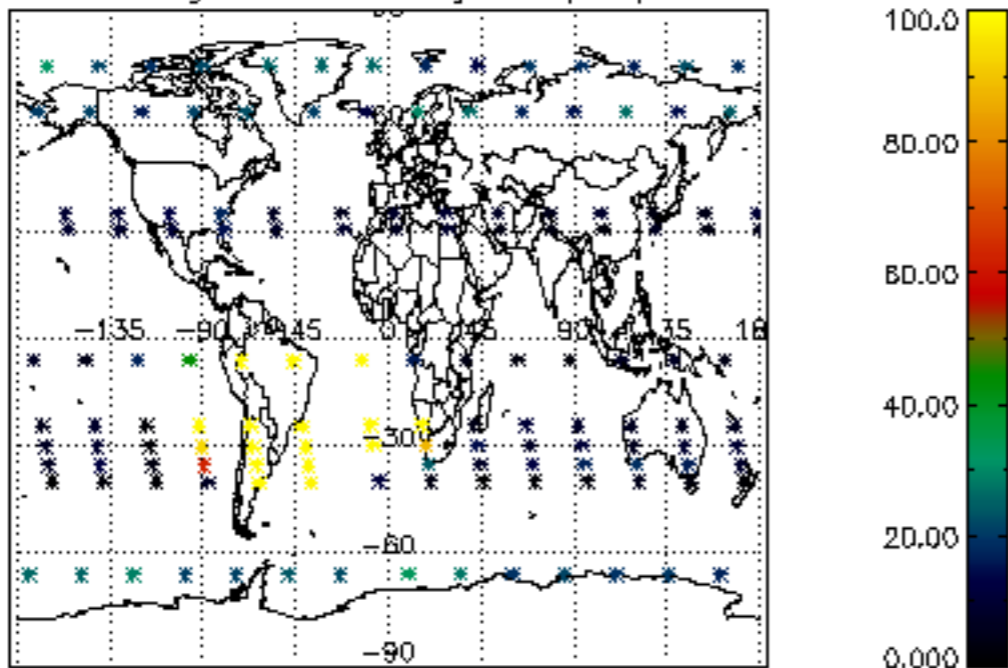
Percentage of flagged data per NO3 profile



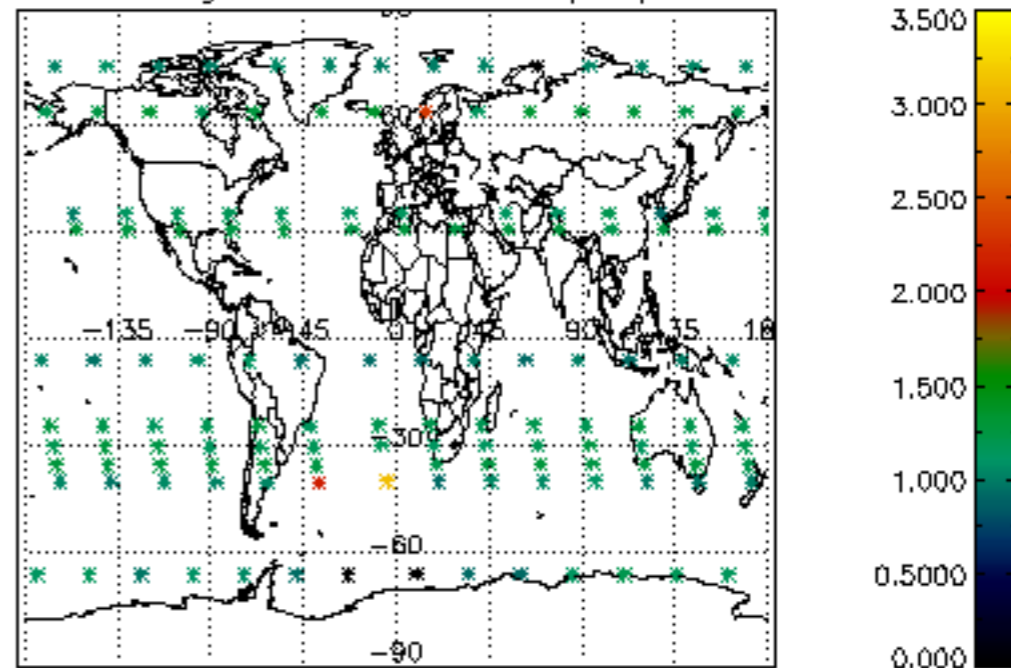




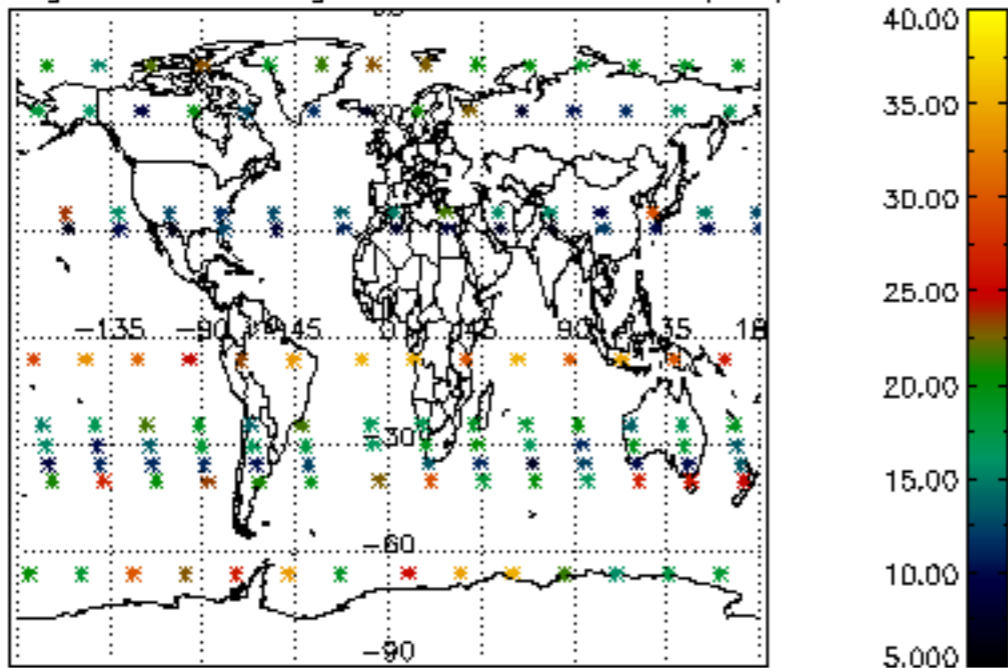
Percentage of cosmic ray hits per profile



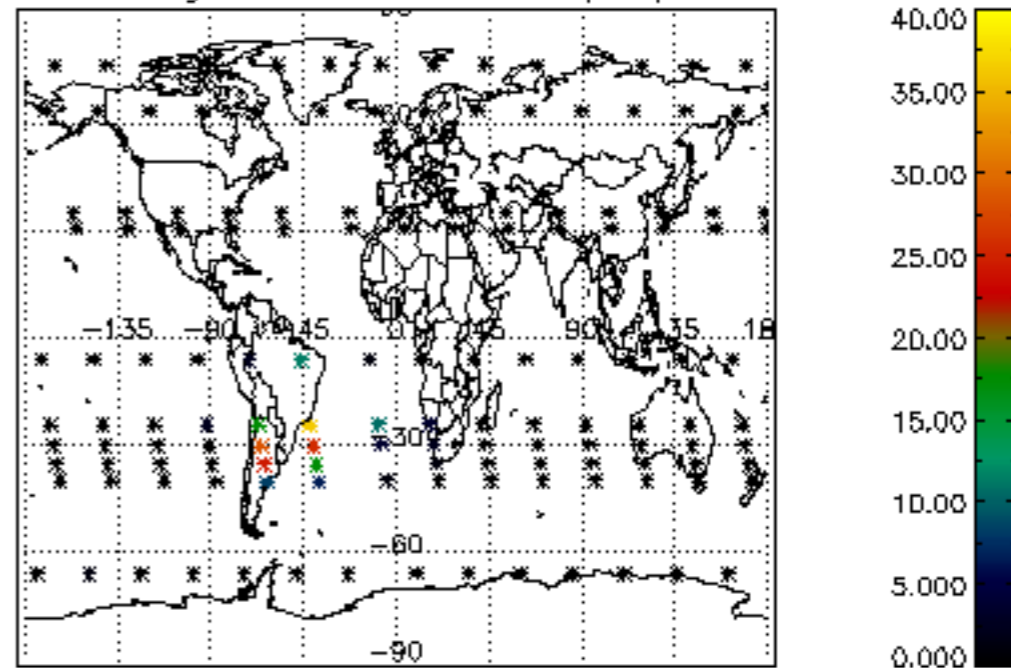
Percentage of datation errors per profile



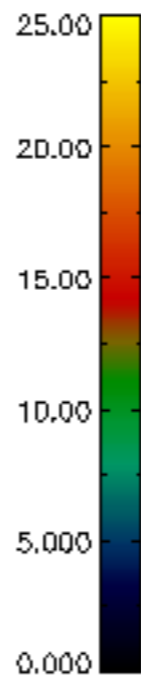
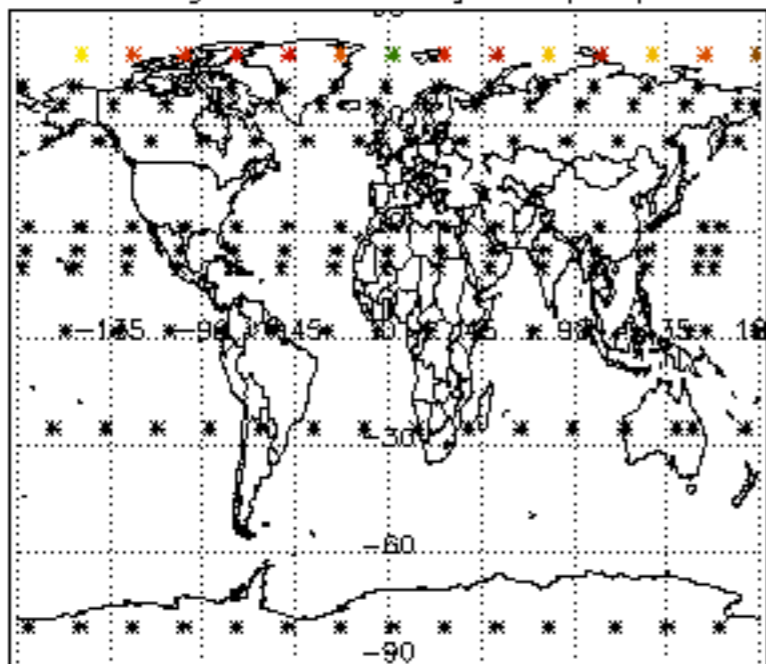
Percentage of star falling outside central band per profile



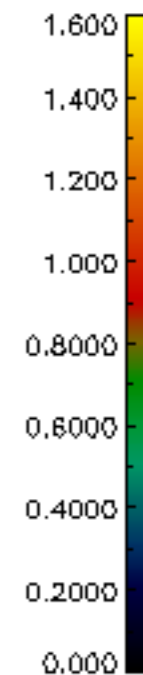
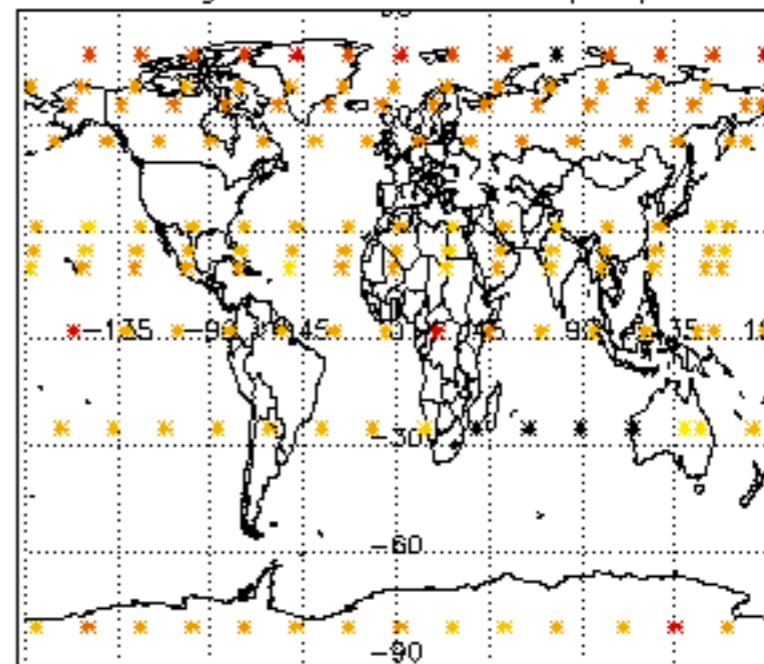
Percentage of saturation errors per profile



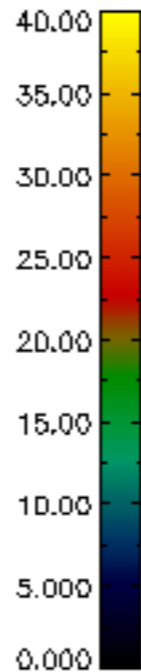
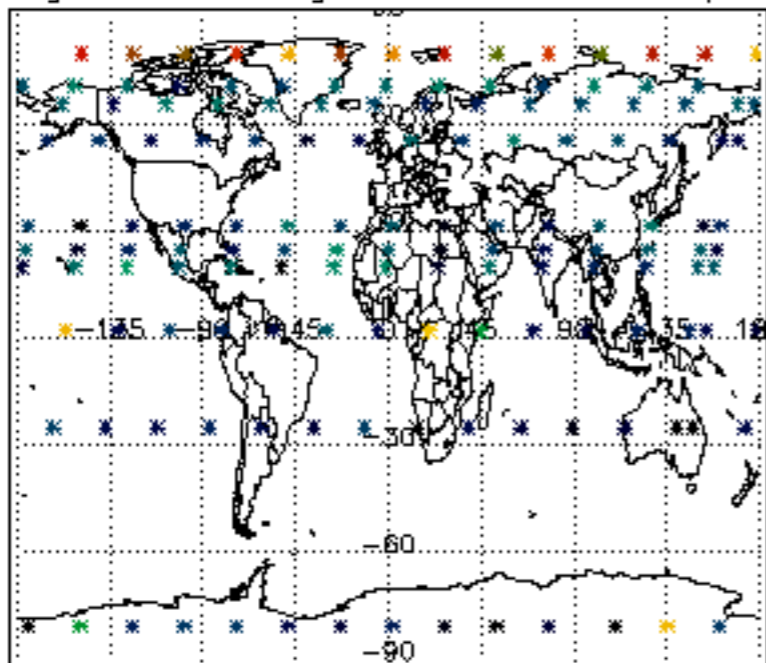
Percentage of cosmic ray hits per profile



Percentage of datation errors per profile



Percentage of star falling outside central band per profile



Percentage of saturation errors per profile

