

# GOMOS Level 2 Daily Report

## SUMMARY

### [1. General Info](#)

### [2. Summary of processed GOM\\_NL\\_2P products](#)

### [3. Level 2 Quality information per product](#)

#### [3.1 Plot of level 2 quality information per product \(time dependant\)](#)

#### [3.2 Plot of level 2 quality information per product \(world map\)](#)

### [4. Level 1 Quality information per product \(stored on level 2 products\)](#)

#### [4.1 Plot of level 1 quality information per product \(time dependant\)](#)

##### [4.1.1 Plot of level 1 quality information per product \(time dependant\): ASCENDING](#)

##### [4.1.2 Plot of level 1 quality information per product \(time dependant\): DESCENDING](#)

#### [4.2 Plot of level 1 quality information per product \(world map\)](#)

##### [4.2.1 Plot of level 1 quality information per product \(world map\): ASCENDING](#)

##### [4.2.2 Plot of level 1 quality information per product \(world map\): DESCENDING](#)

### [5. Ozone profiles based on quality statistics and other trace gas profiles](#)

#### [5.1 Ozone statistics based on quality of products](#)

#### [5.2 Plot ozone profiles for all STD \(dark without errors\)](#)

#### [5.3 Plot ozone profiles where STD < 20% \(dark without errors\)](#)

#### [5.4. Plot ozone profiles where STD < 10% \(dark without errors\)](#)

#### [5.5. Plot ozone profiles where STD < 5% \(dark without errors\)](#)

#### [5.6 Plot NO2 profiles for all STD \(dark without errors\)](#)

#### [5.7 Plot NO3 profiles for all STD \(dark without errors\)](#)

#### [5.8 Plot H2O profiles \(only for occultations of stars 1,2,3,4,13,14,16,26,63 dark without errors\) for all STD](#)

### [6. Auxiliary Data Files used for the production reported in section 2](#)

This report presents the daily analysis on parameters extracted from GOMOS level 2 data (GOM\_NL\_\_2P). It is intended to monitor some important parameters that will impact the quality of these products. A list of level 2 products (and content) that have arrived during the reporting day to the PCF is also given.

Item	Value
Time of report generation	24APR2013 03:43:45
Data source version	GOMOS/6.01
Start time of products	29-08-2006 (29AUG2006 00:00:00)
Stop time of products	30-08-2006 (30AUG2006 00:00:00)
Store outputs in DB	Yes
Nb of level 2 prods	271
Nb of prods with errors	0

## 2. Summary of processed GOM\_NL\_\_2P products.

Nr	Filename	UTC Start time	Limb	Duration	Star Id	Star Name	Star Mag	Star Temp	Nb Meas	Orbit	Prod. error
1	GOM_NL__2PRFIN20060829_000957_000000432050_00403_23503_1612.N1	29-AUG-2006 00:09:57	Dark	42.500	9	Alp Eri	0.45300	24000.	85	23503	No
2	GOM_NL__2PRFIN20060829_001814_000000392050_00403_23503_1613.N1	29-AUG-2006 00:18:14	Straylight	38.500	31	Alp Gru	1.7340	15200.	77	23503	No
3	GOM_NL__2PRFIN20060829_002217_000000312050_00403_23503_1614.N1	29-AUG-2006 00:22:17	Straylight	31.000	18	24Alp PsA	1.1660	9700.0	62	23503	No
4	GOM_NL__2PRFIN20060829_002714_000000502050_00403_23503_1615.N1	29-AUG-2006 00:27:14	Bright	49.500	142	49Del Cap	2.8500	8900.0	99	23503	No
5	GOM_NL__2PRFIN20060829_003025_000000392050_00403_23503_1616.N1	29-AUG-2006 00:30:25	Bright	38.500	154	22Bet Aqr	2.8990	5700.0	77	23503	No
6	GOM_NL__2PRFIN20060829_003158_000000422050_00403_23503_1617.N1	29-AUG-2006 00:31:58	Bright	41.500	162	34Alp Aqr	2.9440	5350.0	83	23503	No
7	GOM_NL__2PRFIN20060829_003459_000000392050_00403_23503_1618.N1	29-AUG-2006 00:34:59	Bright	38.500	61	8Eps Peg	2.1000	3900.0	77	23503	No
8	GOM_NL__2PRFIN20060829_004147_000000342050_00403_23503_1619.N1	29-AUG-2006 00:41:47	Bright	33.500	92	53Eps Cyg	2.5000	4500.0	67	23503	No
9	GOM_NL__2PRFIN20060829_004337_000000352050_00403_23503_1620.N1	29-AUG-2006 00:43:37	Bright	35.000	66	37Gam Cyg	2.2080	5900.0	70	23503	No
10	GOM_NL__2PRFIN20060829_004458_000000372050_00403_23503_1621.N1	29-AUG-2006 00:44:58	Bright	36.500	19	50Alp Cyg	1.2460	10500.	73	23503	No
11	GOM_NL__2PRFIN20060829_005002_000000372050_00403_23503_1622.N1	29-AUG-2006 00:50:02	Bright	36.500	89	5Alp Cep	2.4510	8000.0	73	23503	No
12	GOM_NL__2PRFIN20060829_005736_000000342050_00403_23503_1623.N1	29-AUG-2006 00:57:36	Bright	33.500	49	1Alp UMi	1.9900	6300.0	67	23503	No
13	GOM_NL__2PRFIN20060829_011427_000000542050_00403_23503_1624.N1	29-AUG-2006 01:14:27	Bright	54.000	24	66Alp Gem	1.5800	10200.	108	23503	No
14	GOM_NL__2PRFIN20060829_012203_000000472050_00403_23503_1625.N1	29-AUG-2006 01:22:03	Twilight	47.000	8	10Alp CMi	0.40000	6500.0	94	23503	No
15	GOM_NL__2PRFIN20060829_012928_000000482050_00403_23503_1626.N1	29-AUG-2006 01:29:28	Dark	48.000	1	9Alp CMa	-1.4400	11000.	96	23503	No
16	GOM_NL__2PRFIN20060829_013050_000000392050_00403_23503_1627.N1	29-AUG-2006 01:30:50	Dark	39.000	179	24Omi2CMa	3.0320	24000.	78	23503	No
17	GOM_NL__2PRFIN20060829_013218_000000432050_00403_23503_1628.N1	29-AUG-2006 01:32:18	Dark	43.000	23	21Eps CMa	1.5020	26000.	86	23503	No
18	GOM_NL__2PRFIN20060829_013359_000000422050_00403_23503_1629.N1	29-AUG-2006 01:33:59	Dark	42.000	117	Pi Pup	2.7060	3800.0	84	23503	No
19	GOM_NL__2PRFIN20060829_013906_000000512050_00403_23503_1630.N1	29-AUG-2006 01:39:06	Dark	50.500	2	Alp Car	-0.73600	7000.0	101	23503	No
20	GOM_NL__2PRFIN20060829_015033_000000442050_00404_23504_1612.N1	29-AUG-2006 01:50:33	Dark	43.500	9	Alp Eri	0.45300	24000.	87	23504	No
21	GOM_NL__2PRFIN20060829_015850_000000402050_00404_23504_1613.N1	29-AUG-2006 01:58:50	Straylight	39.500	31	Alp Gru	1.7340	15200.	79	23504	No
22	GOM_NL__2PRFIN20060829_020253_000000372050_00404_23504_1614.N1	29-AUG-2006 02:02:53	Straylight	37.000	18	24Alp PsA	1.1660	9700.0	74	23504	No
23	GOM_NL__2PRFIN20060829_020750_000000402050_00404_23504_1615.N1	29-AUG-2006 02:07:50	Bright	39.500	142	49Del Cap	2.8500	8900.0	79	23504	No
24	GOM_NL__2PRFIN20060829_021101_000000392050_00404_23504_1616.N1	29-AUG-2006 02:11:01	Bright	38.500	154	22Bet Aqr	2.8990	5700.0	77	23504	No
25	GOM_NL__2PRFIN20060829_021234_000000412050_00404_23504_1617.N1	29-AUG-2006 02:12:34	Bright	41.000	162	34Alp Aqr	2.9440	5350.0	82	23504	No
26	GOM_NL__2PRFIN20060829_021535_000000402050_00404_23504_1618.N1	29-AUG-2006 02:15:35	Bright	40.000	61	8Eps Peg	2.1000	3900.0	80	23504	No
27	GOM_NL__2PRFIN20060829_022223_000000372050_00404_23504_1619.N1	29-AUG-2006 02:22:23	Bright	37.000	92	53Eps Cyg	2.5000	4500.0	74	23504	No
28	GOM_NL__2PRFIN20060829_022413_000000362050_00404_23504_1620.N1	29-AUG-2006 02:24:13	Bright	36.000	66	37Gam Cyg	2.2080	5900.0	72	23504	No
29	GOM_NL__2PRFIN20060829_022534_000000362050_00404_23504_1621.N1	29-AUG-2006 02:25:34	Bright	36.000	19	50Alp Cyg	1.2460	10500.	72	23504	No
30	GOM_NL__2PRFIN20060829_023038_000000362050_00404_23504_1622.N1	29-AUG-2006 02:30:38	Bright	35.500	89	5Alp Cep	2.4510	8000.0	71	23504	No
31	GOM_NL__2PRFIN20060829_023812_000000362050_00404_23504_1623.N1	29-AUG-2006 02:38:12	Bright	35.500	49	1Alp UMi	1.9900	6300.0	71	23504	No
32	GOM_NL__2PRFIN20060829_025503_000000362050_00404_23504_1624.N1	29-AUG-2006 02:55:03	Bright	35.500	24	66Alp Gem	1.5800	10200.	71	23504	No
33	GOM_NL__2PRFIN20060829_030239_000000412050_00404_23504_1625.N1	29-AUG-2006 03:02:39	Twilight	40.500	8	10Alp CMi	0.40000	6500.0	81	23504	No
34	GOM_NL__2PRFIN20060829_031005_000000512050_00404_23504_1626.N1	29-AUG-2006 03:10:05	Dark	50.500	1	9Alp CMa	-1.4400	11000.	101	23504	No
35	GOM_NL__2PRFIN20060829_031127_000000412050_00404_23504_1627.N1	29-AUG-2006 03:11:27	Dark	40.500	179	24Omi2CMa	3.0320	24000.	81	23504	No
36	GOM_NL__2PRFIN20060829_031255_000000442050_00404_23504_1628.N1	29-AUG-2006 03:12:55	Dark	44.000	23	21Eps CMa	1.5020	26000.	88	23504	No
37	GOM_NL__2PRFIN20060829_031435_000000442050_00404_23504_1629.N1	29-AUG-2006 03:14:35	Dark	43.500	117	Pi Pup	2.7060	3800.0	87	23504	No
38	GOM_NL__2PRFIN20060829_031942_000000472050_00404_23504_1630.N1	29-AUG-2006 03:19:42	Dark	46.500	2	Alp Car	-0.73600	7000.0	93	23504	No
39	GOM_NL__2PRFIN20060829_033110_000000452050_00405_23505_1612.N1	29-AUG-2006 03:31:10	Dark	45.000	9	Alp Eri	0.45300	24000.	90	23505	No
40	GOM_NL__2PRFIN20060829_033926_000000412050_00405_23505_1613.N1	29-AUG-2006 03:39:26	Straylight	41.000	31	Alp Gru	1.7340	15200.	82	23505	No
41	GOM_NL__2PRFIN20060829_034330_000000372050_00405_23505_1614.N1	29-AUG-2006 03:43:30	Straylight	37.000	18	24Alp PsA	1.1660	9700.0	74	23505	No
42	GOM_NL__2PRFIN20060829_034826_000000522050_00405_23505_1615.N1	29-AUG-2006 03:48:26	Bright	51.500	142	49Del Cap	2.8500	8900.0	103	23505	No

43	GOM_NL__2PRFIN20060829_035137_000000402050_00405_23505_1616.N1	29-AUG-2006 03:51:37	Bright	39.500	154	22Bet Aqr	2.8990	5700.0	79	23505	No
44	GOM_NL__2PRFIN20060829_035310_000000412050_00405_23505_1617.N1	29-AUG-2006 03:53:10	Bright	41.000	162	34Alp Aqr	2.9440	5350.0	82	23505	No
45	GOM_NL__2PRFIN20060829_035611_000000392050_00405_23505_1618.N1	29-AUG-2006 03:56:11	Bright	39.000	61	8Eps Peg	2.1000	3900.0	78	23505	No
46	GOM_NL__2PRFIN20060829_040259_000000382050_00405_23505_1619.N1	29-AUG-2006 04:02:59	Bright	37.500	92	53Eps Cyg	2.5000	4500.0	75	23505	No
47	GOM_NL__2PRFIN20060829_040449_000000342050_00405_23505_1620.N1	29-AUG-2006 04:04:49	Bright	34.000	66	37Gam Cyg	2.2080	5900.0	68	23505	No
48	GOM_NL__2PRFIN20060829_040610_000000352050_00405_23505_1621.N1	29-AUG-2006 04:06:10	Bright	34.500	19	50Alp Cyg	1.2460	10500.	69	23505	No
49	GOM_NL__2PRFIN20060829_041113_000000352050_00405_23505_1622.N1	29-AUG-2006 04:11:13	Bright	34.500	89	5Alp Cep	2.4510	8000.0	69	23505	No
50	GOM_NL__2PRFIN20060829_041848_000000332050_00405_23505_1623.N1	29-AUG-2006 04:18:48	Bright	33.000	49	1Alp UMi	1.9900	6300.0	66	23505	No
51	GOM_NL__2PRFIN20060829_043539_000000352050_00405_23505_1624.N1	29-AUG-2006 04:35:39	Bright	34.500	24	66Alp Gem	1.5800	10200.	69	23505	No
52	GOM_NL__2PRFIN20060829_044315_000000482050_00405_23505_1625.N1	29-AUG-2006 04:43:15	Twilight	47.500	8	10Alp CMi	0.40000	6500.0	95	23505	No
53	GOM_NL__2PRFIN20060829_045041_000000492050_00405_23505_1626.N1	29-AUG-2006 04:50:41	Dark	48.500	1	9Alp CMa	-1.4400	11000.	97	23505	No
54	GOM_NL__2PRFIN20060829_045203_000000412050_00405_23505_1627.N1	29-AUG-2006 04:52:03	Dark	41.000	179	24Omi2CMa	3.0320	24000.	82	23505	No
55	GOM_NL__2PRFIN20060829_045331_000000432050_00405_23505_1628.N1	29-AUG-2006 04:53:31	Dark	43.000	23	21Eps CMa	1.5020	26000.	86	23505	No
56	GOM_NL__2PRFIN20060829_045511_000000422050_00405_23505_1629.N1	29-AUG-2006 04:55:11	Dark	41.500	117	Pi Pup	2.7060	3800.0	83	23505	No
57	GOM_NL__2PRFIN20060829_050019_000000532050_00405_23505_1630.N1	29-AUG-2006 05:00:19	Dark	53.000	2	Alp Car	-0.73600	7000.0	106	23505	No
58	GOM_NL__2PRFIN20060829_051147_000000452050_00406_23506_1612.N1	29-AUG-2006 05:11:47	Dark	45.000	9	Alp Eri	0.45300	24000.	90	23506	No
59	GOM_NL__2PRFIN20060829_052002_000000392050_00406_23506_1613.N1	29-AUG-2006 05:20:02	Straylight	39.000	31	Alp Gru	1.7340	15200.	78	23506	No
60	GOM_NL__2PRFIN20060829_052406_000000432050_00406_23506_1614.N1	29-AUG-2006 05:24:06	Straylight	43.000	18	24Alp PsA	1.1660	9700.0	86	23506	No
61	GOM_NL__2PRFIN20060829_052902_000000402050_00406_23506_1615.N1	29-AUG-2006 05:29:02	Bright	39.500	142	49Del Cap	2.8500	8900.0	79	23506	No
62	GOM_NL__2PRFIN20060829_053213_000000392050_00406_23506_1616.N1	29-AUG-2006 05:32:13	Bright	38.500	154	22Bet Aqr	2.8990	5700.0	77	23506	No
63	GOM_NL__2PRFIN20060829_053346_000000412050_00406_23506_1617.N1	29-AUG-2006 05:33:46	Bright	41.000	162	34Alp Aqr	2.9440	5350.0	82	23506	No
64	GOM_NL__2PRFIN20060829_053647_000000382050_00406_23506_1618.N1	29-AUG-2006 05:36:47	Bright	38.000	61	8Eps Peg	2.1000	3900.0	76	23506	No
65	GOM_NL__2PRFIN20060829_054335_000000372050_00406_23506_1619.N1	29-AUG-2006 05:43:35	Bright	36.500	92	53Eps Cyg	2.5000	4500.0	73	23506	No
66	GOM_NL__2PRFIN20060829_054525_000000362050_00406_23506_1620.N1	29-AUG-2006 05:45:25	Bright	35.500	66	37Gam Cyg	2.2080	5900.0	71	23506	No
67	GOM_NL__2PRFIN20060829_054646_000000372050_00406_23506_1621.N1	29-AUG-2006 05:46:46	Bright	37.000	19	50Alp Cyg	1.2460	10500.	74	23506	No
68	GOM_NL__2PRFIN20060829_055149_000000372050_00406_23506_1622.N1	29-AUG-2006 05:51:49	Bright	36.500	89	5Alp Cep	2.4510	8000.0	73	23506	No
69	GOM_NL__2PRFIN20060829_055924_000000352050_00406_23506_1623.N1	29-AUG-2006 05:59:24	Bright	35.000	49	1Alp UMi	1.9900	6300.0	70	23506	No
70	GOM_NL__2PRFIN20060829_061615_000000542050_00406_23506_1624.N1	29-AUG-2006 06:16:15	Bright	54.000	24	66Alp Gem	1.5800	10200.	108	23506	No
71	GOM_NL__2PRFIN20060829_062351_000000452050_00406_23506_1625.N1	29-AUG-2006 06:23:51	Twilight	45.000	8	10Alp CMi	0.40000	6500.0	90	23506	No
72	GOM_NL__2PRFIN20060829_063118_000000472050_00406_23506_1626.N1	29-AUG-2006 06:31:18	Dark	47.000	1	9Alp CMa	-1.4400	11000.	94	23506	No
73	GOM_NL__2PRFIN20060829_063239_000000402050_00406_23506_1627.N1	29-AUG-2006 06:32:39	Dark	39.500	179	24Omi2CMa	3.0320	24000.	79	23506	No
74	GOM_NL__2PRFIN20060829_063408_000000442050_00406_23506_1628.N1	29-AUG-2006 06:34:08	Dark	44.000	23	21Eps CMa	1.5020	26000.	88	23506	No
75	GOM_NL__2PRFIN20060829_063548_000000432050_00406_23506_1629.N1	29-AUG-2006 06:35:48	Dark	43.000	117	Pi Pup	2.7060	3800.0	86	23506	No
76	GOM_NL__2PRFIN20060829_064055_000000452050_00406_23506_1630.N1	29-AUG-2006 06:40:55	Dark	44.500	2	Alp Car	-0.73600	7000.0	89	23506	No
77	GOM_NL__2PRFIN20060829_065223_000000452050_00407_23507_1632.N1	29-AUG-2006 06:52:23	Dark	44.500	9	Alp Eri	0.45300	24000.	89	23507	No
78	GOM_NL__2PRFIN20060829_070039_000000422050_00407_23507_1633.N1	29-AUG-2006 07:00:39	Straylight	41.500	31	Alp Gru	1.7340	15200.	83	23507	No
79	GOM_NL__2PRFIN20060829_070442_000000432050_00407_23507_1634.N1	29-AUG-2006 07:04:42	Straylight	43.000	18	24Alp PsA	1.1660	9700.0	86	23507	No
80	GOM_NL__2PRFIN20060829_070938_000000532050_00407_23507_1635.N1	29-AUG-2006 07:09:38	Bright	53.000	142	49Del Cap	2.8500	8900.0	106	23507	No
81	GOM_NL__2PRFIN20060829_071249_000000392050_00407_23507_1636.N1	29-AUG-2006 07:12:49	Bright	38.500	154	22Bet Aqr	2.8990	5700.0	77	23507	No
82	GOM_NL__2PRFIN20060829_071422_000000422050_00407_23507_1637.N1	29-AUG-2006 07:14:22	Bright	41.500	162	34Alp Aqr	2.9440	5350.0	83	23507	No
83	GOM_NL__2PRFIN20060829_071723_000000402050_00407_23507_1638.N1	29-AUG-2006 07:17:23	Bright	40.000	61	8Eps Peg	2.1000	3900.0	80	23507	No
84	GOM_NL__2PRFIN20060829_072411_000000372050_00407_23507_1639.N1	29-AUG-2006 07:24:11	Bright	37.000	92	53Eps Cyg	2.5000	4500.0	74	23507	No
85	GOM_NL__2PRFIN20060829_072601_000000372050_00407_23507_1640.N1	29-AUG-2006 07:26:01	Bright	37.000	66	37Gam Cyg	2.2080	5900.0	74	23507	No
86	GOM_NL__2PRFIN20060829_072722_000000372050_00407_23507_1641.N1	29-AUG-2006 07:27:22	Bright	37.000	19	50Alp Cyg	1.2460	10500.	74	23507	No
87	GOM_NL__2PRFIN20060829_073225_000000542050_00407_23507_1642.N1	29-AUG-2006 07:32:25	Bright	54.000	89	5Alp Cep	2.4510	8000.0	108	23507	No
88	GOM_NL__2PRFIN20060829_074000_000000352050_00407_23507_1643.N1	29-AUG-2006 07:40:00	Bright	35.000	49	1Alp UMi	1.9900	6300.0	70	23507	No
89	GOM_NL__2PRFIN20060829_075652_000000352050_00407_23507_1644.N1	29-AUG-2006 07:56:52	Bright	34.500	24	66Alp Gem	1.5800	10200.	69	23507	No
90	GOM_NL__2PRFIN20060829_080428_000000532050_00407_23507_1645.N1	29-AUG-2006 08:04:28	Twilight	52.500	8	10Alp CMi	0.40000	6500.0	105	23507	No
91	GOM_NL__2PRFIN20060829_081154_000000562050_00407_23507_1646.N1	29-AUG-2006 08:11:54	Dark	56.000	1	9Alp CMa	-1.4400	11000.	112	23507	No
92	GOM_NL__2PRFIN20060829_081316_000000392050_00407_23507_1647.N1	29-AUG-2006 08:13:16	Dark	38.500	179	24Omi2CMa	3.0320	24000.	77	23507	No
93	GOM_NL__2PRFIN20060829_081444_000000442050_00407_23507_1648.N1	29-AUG-2006 08:14:44	Dark	43.500	23	21Eps CMa	1.5020	26000.	87	23507	No
94	GOM_NL__2PRFIN20060829_081624_000000492050_00407_23507_1649.N1	29-AUG-2006 08:16:24	Dark	49.000	117	Pi Pup	2.7060	3800.0	98	23507	No
95	GOM_NL__2PRFIN20060829_082132_000000532050_00407_23507_1650.N1	29-AUG-2006 08:21:32	Dark	53.000	2	Alp Car	-0.73600	7000.0	106	23507	No
96	GOM_NL__2PRFIN20060829_083300_000000452050_00408_23508_1632.N1	29-AUG-2006 08:33:00	Dark	44.500	9	Alp Eri	0.45300	24000.	89	23508	No
97	GOM_NL__2PRFIN20060829_084115_000000402050_00408_23508_1633.N1	29-AUG-2006 08:41:15	Straylight	39.500	31	Alp Gru	1.7340	15200.	79	23508	No
98	GOM_NL__2PRFIN20060829_084518_000000492050_00408_23508_1634.N1	29-AUG-2006 08:45:18	Straylight	49.000	18	24Alp PsA	1.1660	9700.0	98	23508	No
99	GOM_NL__2PRFIN20060829_085015_000000412050_00408_23508_1635.N1	29-AUG-2006 08:50:15	Bright	40.500	142	49Del Cap	2.8500	8900.0	81	23508	No
100	GOM_NL__2PRFIN20060829_085325_000000382050_00408_23508_1636.N1	29-AUG-2006 08:53:25	Bright	38.000	154	22Bet Aqr	2.8990	5700.0	76	23508	No
101	GOM_NL__2PRFIN20060829_085458_000000402050_00408_23508_1637.N1	29-AUG-2006 08:54:58	Bright	39.500	162	34Alp Aqr	2.9440	5350.0	79	23508	No

102	GOM_NL__2PRFIN20060829_085759_000000402050_00408_23508_1638.N1	29-AUG-2006 08:57:59	Bright	39.500	61	8Eps Peg	2.1000	3900.0	79	23508	No
103	GOM_NL__2PRFIN20060829_090447_000000362050_00408_23508_1639.N1	29-AUG-2006 09:04:47	Bright	35.500	92	53Eps Cyg	2.5000	4500.0	71	23508	No
104	GOM_NL__2PRFIN20060829_090637_000000342050_00408_23508_1640.N1	29-AUG-2006 09:06:37	Bright	34.000	66	37Gam Cyg	2.2080	5900.0	68	23508	No
105	GOM_NL__2PRFIN20060829_090758_000000342050_00408_23508_1641.N1	29-AUG-2006 09:07:58	Bright	34.000	19	50Alp Cyg	1.2460	10500.	68	23508	No
106	GOM_NL__2PRFIN20060829_091301_000000532050_00408_23508_1642.N1	29-AUG-2006 09:13:01	Bright	53.000	89	5Alp Cep	2.4510	8000.0	106	23508	No
107	GOM_NL__2PRFIN20060829_092036_000000362050_00408_23508_1643.N1	29-AUG-2006 09:20:36	Bright	36.000	49	1Alp UMi	1.9900	6300.0	72	23508	No
108	GOM_NL__2PRFIN20060829_093727_000000362050_00408_23508_1644.N1	29-AUG-2006 09:37:27	Bright	35.500	24	66Alp Gem	1.5800	10200.	71	23508	No
109	GOM_NL__2PRFIN20060829_094504_000000452050_00408_23508_1645.N1	29-AUG-2006 09:45:04	Twilight	44.500	8	10Alp CMi	0.40000	6500.0	89	23508	No
110	GOM_NL__2PRFIN20060829_095231_000000492050_00408_23508_1646.N1	29-AUG-2006 09:52:31	Dark	49.000	1	9Alp CMa	-1.4400	11000.	98	23508	No
111	GOM_NL__2PRFIN20060829_095352_000000392050_00408_23508_1647.N1	29-AUG-2006 09:53:52	Dark	39.000	179	24Omi2CMa	3.0320	24000.	78	23508	No
112	GOM_NL__2PRFIN20060829_095520_000000432050_00408_23508_1648.N1	29-AUG-2006 09:55:20	Dark	42.500	23	21Eps CMa	1.5020	26000.	85	23508	No
113	GOM_NL__2PRFIN20060829_095700_000000462050_00408_23508_1649.N1	29-AUG-2006 09:57:00	Dark	46.000	117	Pi Pup	2.7060	3800.0	92	23508	No
114	GOM_NL__2PRFIN20060829_100208_000000482050_00408_23508_1650.N1	29-AUG-2006 10:02:08	Dark	47.500	2	Alp Car	-0.73600	7000.0	95	23508	No
115	GOM_NL__2PRFIN20060829_101336_000000462050_00409_23509_1632.N1	29-AUG-2006 10:13:36	Dark	45.500	9	Alp Eri	0.45300	24000.	91	23509	No
116	GOM_NL__2PRFIN20060829_102151_000000422050_00409_23509_1633.N1	29-AUG-2006 10:21:51	Straylight	41.500	31	Alp Gru	1.7340	15200.	83	23509	No
117	GOM_NL__2PRFIN20060829_102554_000000492050_00409_23509_1634.N1	29-AUG-2006 10:25:54	Straylight	48.500	18	24Alp PsA	1.1660	9700.0	97	23509	No
118	GOM_NL__2PRFIN20060829_103050_000000452050_00409_23509_1635.N1	29-AUG-2006 10:30:50	Bright	44.500	142	49Del Cap	2.8500	8900.0	89	23509	No
119	GOM_NL__2PRFIN20060829_103401_000000392050_00409_23509_1636.N1	29-AUG-2006 10:34:01	Bright	39.000	154	22Bet Aqr	2.8990	5700.0	78	23509	No
120	GOM_NL__2PRFIN20060829_103533_000000422050_00409_23509_1637.N1	29-AUG-2006 10:35:33	Bright	41.500	162	34Alp Aqr	2.9440	5350.0	83	23509	No
121	GOM_NL__2PRFIN20060829_103835_000000392050_00409_23509_1638.N1	29-AUG-2006 10:38:35	Bright	39.000	61	8Eps Peg	2.1000	3900.0	78	23509	No
122	GOM_NL__2PRFIN20060829_104523_000000372050_00409_23509_1639.N1	29-AUG-2006 10:45:23	Bright	37.000	92	53Eps Cyg	2.5000	4500.0	74	23509	No
123	GOM_NL__2PRFIN20060829_104713_000000372050_00409_23509_1640.N1	29-AUG-2006 10:47:13	Bright	37.000	66	37Gam Cyg	2.2080	5900.0	74	23509	No
124	GOM_NL__2PRFIN20060829_104834_000000372050_00409_23509_1641.N1	29-AUG-2006 10:48:34	Bright	36.500	19	50Alp Cyg	1.2460	10500.	73	23509	No
125	GOM_NL__2PRFIN20060829_105336_000000352050_00409_23509_1642.N1	29-AUG-2006 10:53:36	Bright	35.000	89	5Alp Cep	2.4510	8000.0	70	23509	No
126	GOM_NL__2PRFIN20060829_110112_000000362050_00409_23509_1643.N1	29-AUG-2006 11:01:12	Bright	35.500	49	1Alp UMi	1.9900	6300.0	71	23509	No
127	GOM_NL__2PRFIN20060829_111804_000000352050_00409_23509_1644.N1	29-AUG-2006 11:18:04	Bright	35.000	24	66Alp Gem	1.5800	10200.	70	23509	No
128	GOM_NL__2PRFIN20060829_112540_000000522050_00409_23509_1645.N1	29-AUG-2006 11:25:40	Twilight	51.500	8	10Alp CMi	0.40000	6500.0	103	23509	No
129	GOM_NL__2PRFIN20060829_113307_000000482050_00409_23509_1646.N1	29-AUG-2006 11:33:07	Dark	47.500	1	9Alp CMa	-1.4400	11000.	95	23509	No
130	GOM_NL__2PRFIN20060829_113429_000000402050_00409_23509_1647.N1	29-AUG-2006 11:34:29	Dark	40.000	179	24Omi2CMa	3.0320	24000.	80	23509	No
131	GOM_NL__2PRFIN20060829_113557_000000432050_00409_23509_1648.N1	29-AUG-2006 11:35:57	Dark	42.500	23	21Eps CMa	1.5020	26000.	85	23509	No
132	GOM_NL__2PRFIN20060829_113737_000000432050_00409_23509_1649.N1	29-AUG-2006 11:37:37	Dark	42.500	117	Pi Pup	2.7060	3800.0	85	23509	No
133	GOM_NL__2PRFIN20060829_114244_000000492050_00409_23509_1650.N1	29-AUG-2006 11:42:44	Dark	48.500	2	Alp Car	-0.73600	7000.0	97	23509	No
134	GOM_NL__2PRFIN20060829_115413_000000452050_00410_23510_1632.N1	29-AUG-2006 11:54:13	Dark	44.500	9	Alp Eri	0.45300	24000.	89	23510	No
135	GOM_NL__2PRFIN20060829_120227_000000412050_00410_23510_1633.N1	29-AUG-2006 12:02:27	Straylight	40.500	31	Alp Gru	1.7340	15200.	81	23510	No
136	GOM_NL__2PRFIN20060829_120631_000000482050_00410_23510_1634.N1	29-AUG-2006 12:06:31	Straylight	47.500	18	24Alp PsA	1.1660	9700.0	95	23510	No
137	GOM_NL__2PRFIN20060829_121127_000000412050_00410_23510_1635.N1	29-AUG-2006 12:11:27	Bright	40.500	142	49Del Cap	2.8500	8900.0	81	23510	No
138	GOM_NL__2PRFIN20060829_121437_000000392050_00410_23510_1636.N1	29-AUG-2006 12:14:37	Bright	38.500	154	22Bet Aqr	2.8990	5700.0	77	23510	No
139	GOM_NL__2PRFIN20060829_121609_000000412050_00410_23510_1637.N1	29-AUG-2006 12:16:09	Bright	41.000	162	34Alp Aqr	2.9440	5350.0	82	23510	No
140	GOM_NL__2PRFIN20060829_121910_000000382050_00410_23510_1638.N1	29-AUG-2006 12:19:10	Bright	37.500	61	8Eps Peg	2.1000	3900.0	75	23510	No
141	GOM_NL__2PRFIN20060829_122559_000000352050_00410_23510_1639.N1	29-AUG-2006 12:25:59	Bright	34.500	92	53Eps Cyg	2.5000	4500.0	69	23510	No
142	GOM_NL__2PRFIN20060829_122749_000000342050_00410_23510_1640.N1	29-AUG-2006 12:27:49	Bright	33.500	66	37Gam Cyg	2.2080	5900.0	67	23510	No
143	GOM_NL__2PRFIN20060829_122910_000000372050_00410_23510_1641.N1	29-AUG-2006 12:29:10	Bright	37.000	19	50Alp Cyg	1.2460	10500.	74	23510	No
144	GOM_NL__2PRFIN20060829_123412_000000362050_00410_23510_1642.N1	29-AUG-2006 12:34:12	Bright	35.500	89	5Alp Cep	2.4510	8000.0	71	23510	No
145	GOM_NL__2PRFIN20060829_124147_000000362050_00410_23510_1643.N1	29-AUG-2006 12:41:47	Bright	35.500	49	1Alp UMi	1.9900	6300.0	71	23510	No
146	GOM_NL__2PRFIN20060829_125840_000000372050_00410_23510_1644.N1	29-AUG-2006 12:58:40	Bright	36.500	24	66Alp Gem	1.5800	10200.	73	23510	No
147	GOM_NL__2PRFIN20060829_130616_000000432050_00410_23510_1645.N1	29-AUG-2006 13:06:16	Twilight	42.500	8	10Alp CMi	0.40000	6500.0	85	23510	No
148	GOM_NL__2PRFIN20060829_131344_000000572050_00410_23510_1646.N1	29-AUG-2006 13:13:44	Dark	57.000	1	9Alp CMa	-1.4400	11000.	114	23510	No
149	GOM_NL__2PRFIN20060829_131505_000000402050_00410_23510_1647.N1	29-AUG-2006 13:15:05	Dark	39.500	179	24Omi2CMa	3.0320	24000.	79	23510	No
150	GOM_NL__2PRFIN20060829_131633_000000432050_00410_23510_1648.N1	29-AUG-2006 13:16:33	Dark	43.000	23	21Eps CMa	1.5020	26000.	86	23510	No
151	GOM_NL__2PRFIN20060829_131813_000000392050_00410_23510_1649.N1	29-AUG-2006 13:18:13	Dark	38.500	117	Pi Pup	2.7060	3800.0	77	23510	No
152	GOM_NL__2PRFIN20060829_132320_000000532050_00410_23510_1650.N1	29-AUG-2006 13:23:20	Dark	53.000	2	Alp Car	-0.73600	7000.0	106	23510	No
153	GOM_NL__2PRFIN20060829_133449_000000452050_00411_23511_1632.N1	29-AUG-2006 13:34:49	Dark	45.000	9	Alp Eri	0.45300	24000.	90	23511	No
154	GOM_NL__2PRFIN20060829_134303_000000382050_00411_23511_1633.N1	29-AUG-2006 13:43:03	Straylight	38.000	31	Alp Gru	1.7340	15200.	76	23511	No
155	GOM_NL__2PRFIN20060829_134707_000000482050_00411_23511_1634.N1	29-AUG-2006 13:47:07	Straylight	48.000	18	24Alp PsA	1.1660	9700.0	96	23511	No
156	GOM_NL__2PRFIN20060829_135203_000000542050_00411_23511_1635.N1	29-AUG-2006 13:52:03	Bright	54.000	142	49Del Cap	2.8500	8900.0	108	23511	No
157	GOM_NL__2PRFIN20060829_135513_000000392050_00411_23511_1636.N1	29-AUG-2006 13:55:13	Bright	38.500	154	22Bet Aqr	2.8990	5700.0	77	23511	No
158	GOM_NL__2PRFIN20060829_135645_000000412050_00411_23511_1637.N1	29-AUG-2006 13:56:45	Bright	41.000	162	34Alp Aqr	2.9440	5350.0	82	23511	No
159	GOM_NL__2PRFIN20060829_135946_000000382050_00411_23511_1638.N1	29-AUG-2006 13:59:46	Bright	37.500	61	8Eps Peg	2.1000	3900.0	75	23511	No
160	GOM_NL__2PRFIN20060829_140635_000000372050_00411_23511_1639.N1	29-AUG-2006 14:06:35	Bright	37.000	92	53Eps Cyg	2.5000	4500.0	74	23511	No

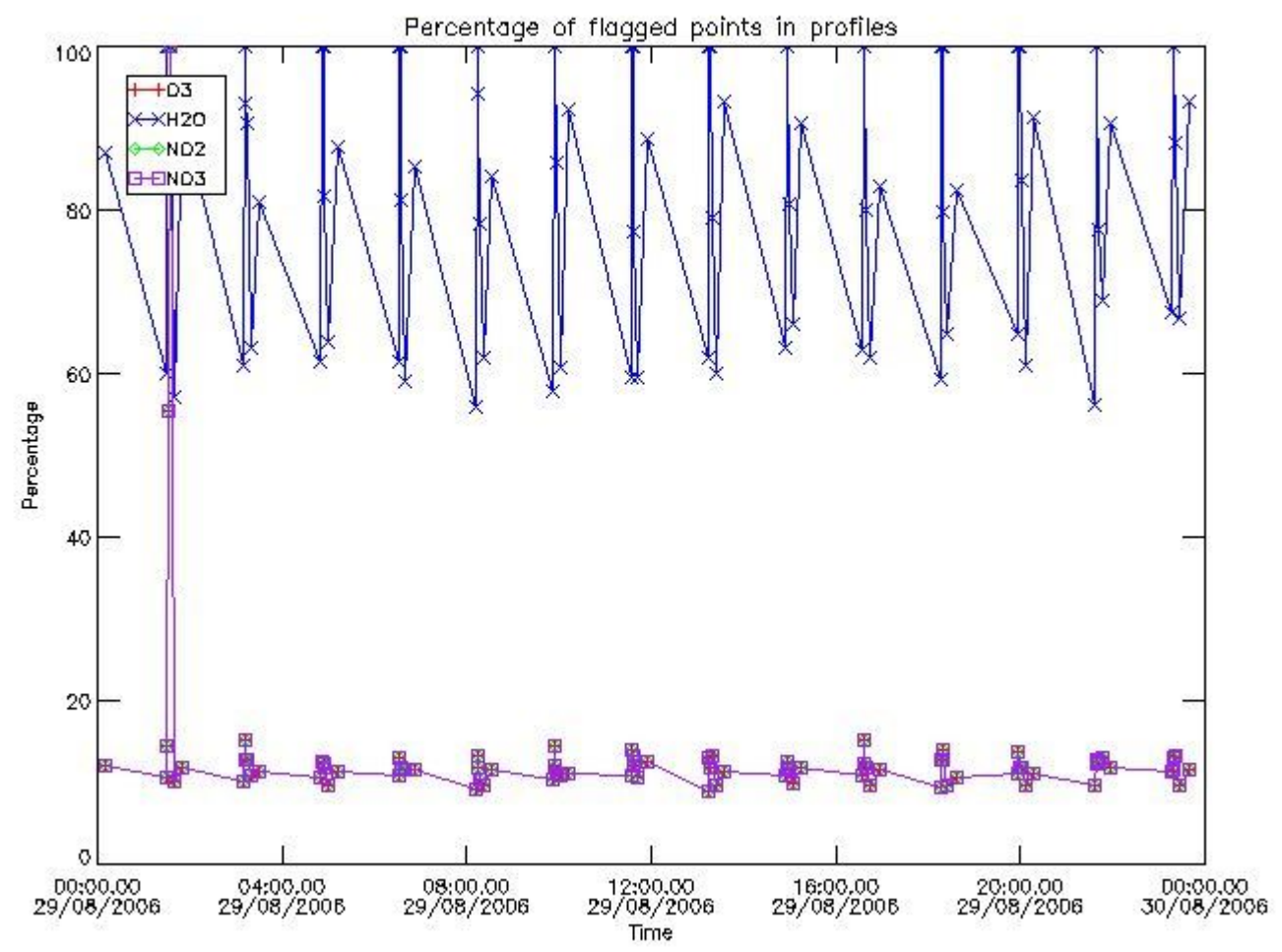
161	GOM_NL__2PRFIN20060829_140825_000000372050_00411_23511_1640.N1	29-AUG-2006 14:08:25	Bright	36.500	66	37Gam Cyg	2.2080	5900.0	73	23511	No
162	GOM_NL__2PRFIN20060829_140946_000000342050_00411_23511_1641.N1	29-AUG-2006 14:09:46	Bright	34.000	19	50Alp Cyg	1.2460	10500.	68	23511	No
163	GOM_NL__2PRFIN20060829_141448_000000362050_00411_23511_1642.N1	29-AUG-2006 14:14:48	Bright	36.000	89	5Alp Cep	2.4510	8000.0	72	23511	No
164	GOM_NL__2PRFIN20060829_142223_000000342050_00411_23511_1643.N1	29-AUG-2006 14:22:23	Bright	33.500	49	1Alp UMi	1.9900	6300.0	67	23511	No
165	GOM_NL__2PRFIN20060829_143916_000000382050_00411_23511_1644.N1	29-AUG-2006 14:39:16	Bright	38.000	24	66Alp Gem	1.5800	10200.	76	23511	No
166	GOM_NL__2PRFIN20060829_144652_000000462050_00411_23511_1645.N1	29-AUG-2006 14:46:52	Twilight	45.500	8	10Alp CMI	0.40000	6500.0	91	23511	No
167	GOM_NL__2PRFIN20060829_145420_000000472050_00411_23511_1646.N1	29-AUG-2006 14:54:20	Dark	46.500	1	9Alp CMa	-1.4400	11000.	93	23511	No
168	GOM_NL__2PRFIN20060829_145541_000000412050_00411_23511_1647.N1	29-AUG-2006 14:55:41	Dark	40.500	179	24Omi2CMa	3.0320	24000.	81	23511	No
169	GOM_NL__2PRFIN20060829_145709_000000442050_00411_23511_1648.N1	29-AUG-2006 14:57:09	Dark	43.500	23	21Eps CMa	1.5020	26000.	87	23511	No
170	GOM_NL__2PRFIN20060829_145849_000000452050_00411_23511_1649.N1	29-AUG-2006 14:58:49	Dark	44.500	117	Pi Pup	2.7060	3800.0	89	23511	No
171	GOM_NL__2PRFIN20060829_150357_000000522050_00411_23511_1650.N1	29-AUG-2006 15:03:57	Dark	52.000	2	Alp Car	-0.73600	7000.0	104	23511	No
172	GOM_NL__2PRFIN20060829_151526_000000442050_00412_23512_1632.N1	29-AUG-2006 15:15:26	Dark	43.500	9	Alp Eri	0.45300	24000.	87	23512	No
173	GOM_NL__2PRFIN20060829_152339_000000382050_00412_23512_1633.N1	29-AUG-2006 15:23:39	Straylight	37.500	31	Alp Gru	1.7340	15200.	75	23512	No
174	GOM_NL__2PRFIN20060829_152743_000000482050_00412_23512_1634.N1	29-AUG-2006 15:27:43	Straylight	47.500	18	24Alp PsA	1.1660	9700.0	95	23512	No
175	GOM_NL__2PRFIN20060829_153239_000000502050_00412_23512_1635.N1	29-AUG-2006 15:32:39	Bright	50.000	142	49Del Cap	2.8500	8900.0	100	23512	No
176	GOM_NL__2PRFIN20060829_153549_000000392050_00412_23512_1636.N1	29-AUG-2006 15:35:49	Bright	39.000	154	22Bet Aqr	2.8990	5700.0	78	23512	No
177	GOM_NL__2PRFIN20060829_153721_000000422050_00412_23512_1637.N1	29-AUG-2006 15:37:21	Bright	41.500	162	34Alp Aqr	2.9440	5350.0	83	23512	No
178	GOM_NL__2PRFIN20060829_154022_000000412050_00412_23512_1638.N1	29-AUG-2006 15:40:22	Bright	40.500	61	8Eps Peg	2.1000	3900.0	81	23512	No
179	GOM_NL__2PRFIN20060829_154711_000000382050_00412_23512_1639.N1	29-AUG-2006 15:47:11	Bright	38.000	92	53Eps Cyg	2.5000	4500.0	76	23512	No
180	GOM_NL__2PRFIN20060829_154901_000000372050_00412_23512_1640.N1	29-AUG-2006 15:49:01	Bright	36.500	66	37Gam Cyg	2.2080	5900.0	73	23512	No
181	GOM_NL__2PRFIN20060829_155022_000000372050_00412_23512_1641.N1	29-AUG-2006 15:50:22	Bright	36.500	19	50Alp Cyg	1.2460	10500.	73	23512	No
182	GOM_NL__2PRFIN20060829_155524_000000432050_00412_23512_1642.N1	29-AUG-2006 15:55:24	Bright	42.500	89	5Alp Cep	2.4510	8000.0	85	23512	No
183	GOM_NL__2PRFIN20060829_160259_000000362050_00412_23512_1643.N1	29-AUG-2006 16:02:59	Bright	35.500	49	1Alp UMi	1.9900	6300.0	71	23512	No
184	GOM_NL__2PRFIN20060829_161952_000000382050_00412_23512_1644.N1	29-AUG-2006 16:19:52	Bright	38.000	24	66Alp Gem	1.5800	10200.	76	23512	No
185	GOM_NL__2PRFIN20060829_162728_000000432050_00412_23512_1645.N1	29-AUG-2006 16:27:28	Twilight	42.500	8	10Alp CMI	0.40000	6500.0	85	23512	No
186	GOM_NL__2PRFIN20060829_163457_000000482050_00412_23512_1646.N1	29-AUG-2006 16:34:57	Dark	47.500	1	9Alp CMa	-1.4400	11000.	95	23512	No
187	GOM_NL__2PRFIN20060829_163618_000000402050_00412_23512_1647.N1	29-AUG-2006 16:36:18	Dark	40.000	179	24Omi2CMa	3.0320	24000.	80	23512	No
188	GOM_NL__2PRFIN20060829_163746_000000422050_00412_23512_1648.N1	29-AUG-2006 16:37:46	Dark	41.500	23	21Eps CMa	1.5020	26000.	83	23512	No
189	GOM_NL__2PRFIN20060829_163925_000000432050_00412_23512_1649.N1	29-AUG-2006 16:39:25	Dark	43.000	117	Pi Pup	2.7060	3800.0	86	23512	No
190	GOM_NL__2PRFIN20060829_164433_000000532050_00412_23512_1650.N1	29-AUG-2006 16:44:33	Dark	53.000	2	Alp Car	-0.73600	7000.0	106	23512	No
191	GOM_NL__2PRFIN20060829_165602_000000452050_00413_23513_1632.N1	29-AUG-2006 16:56:02	Dark	44.500	9	Alp Eri	0.45300	24000.	89	23513	No
192	GOM_NL__2PRFIN20060829_170416_000000382050_00413_23513_1633.N1	29-AUG-2006 17:04:16	Straylight	38.000	31	Alp Gru	1.7340	15200.	76	23513	No
193	GOM_NL__2PRFIN20060829_170819_000000512050_00413_23513_1634.N1	29-AUG-2006 17:08:19	Straylight	50.500	18	24Alp PsA	1.1660	9700.0	101	23513	No
194	GOM_NL__2PRFIN20060829_171315_000000442050_00413_23513_1635.N1	29-AUG-2006 17:13:15	Bright	44.000	142	49Del Cap	2.8500	8900.0	88	23513	No
195	GOM_NL__2PRFIN20060829_171625_000000392050_00413_23513_1636.N1	29-AUG-2006 17:16:25	Bright	38.500	154	22Bet Aqr	2.8990	5700.0	77	23513	No
196	GOM_NL__2PRFIN20060829_171757_000000412050_00413_23513_1637.N1	29-AUG-2006 17:17:57	Bright	41.000	162	34Alp Aqr	2.9440	5350.0	82	23513	No
197	GOM_NL__2PRFIN20060829_172058_000000392050_00413_23513_1638.N1	29-AUG-2006 17:20:58	Bright	38.500	61	8Eps Peg	2.1000	3900.0	77	23513	No
198	GOM_NL__2PRFIN20060829_172747_000000372050_00413_23513_1639.N1	29-AUG-2006 17:27:47	Bright	36.500	92	53Eps Cyg	2.5000	4500.0	73	23513	No
199	GOM_NL__2PRFIN20060829_172937_000000372050_00413_23513_1640.N1	29-AUG-2006 17:29:37	Bright	37.000	66	37Gam Cyg	2.2080	5900.0	74	23513	No
200	GOM_NL__2PRFIN20060829_173058_000000382050_00413_23513_1641.N1	29-AUG-2006 17:30:58	Bright	37.500	19	50Alp Cyg	1.2460	10500.	75	23513	No
201	GOM_NL__2PRFIN20060829_173600_000000372050_00413_23513_1642.N1	29-AUG-2006 17:36:00	Bright	37.000	89	5Alp Cep	2.4510	8000.0	74	23513	No
202	GOM_NL__2PRFIN20060829_174335_000000362050_00413_23513_1643.N1	29-AUG-2006 17:43:35	Bright	36.000	49	1Alp UMi	1.9900	6300.0	72	23513	No
203	GOM_NL__2PRFIN20060829_180028_000000372050_00413_23513_1644.N1	29-AUG-2006 18:00:28	Bright	37.000	24	66Alp Gem	1.5800	10200.	74	23513	No
204	GOM_NL__2PRFIN20060829_180805_000000472050_00413_23513_1645.N1	29-AUG-2006 18:08:05	Twilight	47.000	8	10Alp CMI	0.40000	6500.0	94	23513	No
205	GOM_NL__2PRFIN20060829_181533_000000552050_00413_23513_1646.N1	29-AUG-2006 18:15:33	Dark	54.500	1	9Alp CMa	-1.4400	11000.	109	23513	No
206	GOM_NL__2PRFIN20060829_181654_000000402050_00413_23513_1647.N1	29-AUG-2006 18:16:54	Dark	40.000	179	24Omi2CMa	3.0320	24000.	80	23513	No
207	GOM_NL__2PRFIN20060829_181822_000000402050_00413_23513_1648.N1	29-AUG-2006 18:18:22	Dark	40.000	23	21Eps CMa	1.5020	26000.	80	23513	No
208	GOM_NL__2PRFIN20060829_182002_000000402050_00413_23513_1649.N1	29-AUG-2006 18:20:02	Dark	40.000	117	Pi Pup	2.7060	3800.0	80	23513	No
209	GOM_NL__2PRFIN20060829_182510_000000532050_00413_23513_1650.N1	29-AUG-2006 18:25:10	Dark	53.000	2	Alp Car	-0.73600	7000.0	106	23513	No
210	GOM_NL__2PRFIN20060829_183639_000000482050_00414_23514_1632.N1	29-AUG-2006 18:36:39	Dark	48.000	9	Alp Eri	0.45300	24000.	96	23514	No
211	GOM_NL__2PRFIN20060829_184452_000000432050_00414_23514_1633.N1	29-AUG-2006 18:44:52	Straylight	43.000	31	Alp Gru	1.7340	15200.	86	23514	No
212	GOM_NL__2PRFIN20060829_184856_000000502050_00414_23514_1634.N1	29-AUG-2006 18:48:56	Straylight	49.500	18	24Alp PsA	1.1660	9700.0	99	23514	No
213	GOM_NL__2PRFIN20060829_185351_000000542050_00414_23514_1635.N1	29-AUG-2006 18:53:51	Bright	54.000	142	49Del Cap	2.8500	8900.0	108	23514	No
214	GOM_NL__2PRFIN20060829_185701_000000392050_00414_23514_1636.N1	29-AUG-2006 18:57:01	Bright	38.500	154	22Bet Aqr	2.8990	5700.0	77	23514	No
215	GOM_NL__2PRFIN20060829_185833_000000412050_00414_23514_1637.N1	29-AUG-2006 18:58:33	Bright	41.000	162	34Alp Aqr	2.9440	5350.0	82	23514	No
216	GOM_NL__2PRFIN20060829_190134_000000392050_00414_23514_1638.N1	29-AUG-2006 19:01:34	Bright	38.500	61	8Eps Peg	2.1000	3900.0	77	23514	No
217	GOM_NL__2PRFIN20060829_190823_000000352050_00414_23514_1639.N1	29-AUG-2006 19:08:23	Bright	35.000	92	53Eps Cyg	2.5000	4500.0	70	23514	No
218	GOM_NL__2PRFIN20060829_191013_000000372050_00414_23514_1640.N1	29-AUG-2006 19:10:13	Bright	36.500	66	37Gam Cyg	2.2080	5900.0	73	23514	No
219	GOM_NL__2PRFIN20060829_191134_000000372050_00414_23514_1641.N1	29-AUG-2006 19:11:34	Bright	36.500	19	50Alp Cyg	1.2460	10500.	73	23514	No

220	GOM_NL__2PRFIN20060829_191636_000000372050_00414_23514_1642.N1	29-AUG-2006 19:16:36	Bright	37.000	89	5Alp Cep	2.4510	8000.0	74	23514	No
221	GOM_NL__2PRFIN20060829_192411_000000362050_00414_23514_1643.N1	29-AUG-2006 19:24:11	Bright	36.000	49	1Alp UMi	1.9900	6300.0	72	23514	No
222	GOM_NL__2PRFIN20060829_194104_000000542050_00414_23514_1644.N1	29-AUG-2006 19:41:04	Bright	54.000	24	66Alp Gem	1.5800	10200.	108	23514	No
223	GOM_NL__2PRFIN20060829_194841_000000502050_00414_23514_1645.N1	29-AUG-2006 19:48:41	Twilight	49.500	8	10Alp CMi	0.40000	6500.0	99	23514	No
224	GOM_NL__2PRFIN20060829_195610_000000462050_00414_23514_1646.N1	29-AUG-2006 19:56:10	Dark	46.000	1	9Alp CMa	-1.4400	11000.	92	23514	No
225	GOM_NL__2PRFIN20060829_195730_000000412050_00414_23514_1647.N1	29-AUG-2006 19:57:30	Dark	40.500	179	24Omi2CMa	3.0320	24000.	81	23514	No
226	GOM_NL__2PRFIN20060829_195859_000000432050_00414_23514_1648.N1	29-AUG-2006 19:58:59	Dark	43.000	23	21Eps CMa	1.5020	26000.	86	23514	No
227	GOM_NL__2PRFIN20060829_200038_000000432050_00414_23514_1649.N1	29-AUG-2006 20:00:38	Dark	43.000	117	Pi Pup	2.7060	3800.0	86	23514	No
228	GOM_NL__2PRFIN20060829_200546_000000532050_00414_23514_1650.N1	29-AUG-2006 20:05:46	Dark	53.000	2	Alp Car	-0.73600	7000.0	106	23514	No
229	GOM_NL__2PRFIN20060829_201716_000000462050_00415_23515_1632.N1	29-AUG-2006 20:17:16	Dark	45.500	9	Alp Eri	0.45300	24000.	91	23515	No
230	GOM_NL__2PRFIN20060829_202528_000000382050_00415_23515_1633.N1	29-AUG-2006 20:25:28	Straylight	38.000	31	Alp Gru	1.7340	15200.	76	23515	No
231	GOM_NL__2PRFIN20060829_202932_000000472050_00415_23515_1634.N1	29-AUG-2006 20:29:32	Straylight	47.000	18	24Alp PsA	1.1660	9700.0	94	23515	No
232	GOM_NL__2PRFIN20060829_203427_000000432050_00415_23515_1635.N1	29-AUG-2006 20:34:27	Bright	42.500	142	49Del Cap	2.8500	8900.0	85	23515	No
233	GOM_NL__2PRFIN20060829_203737_000000392050_00415_23515_1636.N1	29-AUG-2006 20:37:37	Bright	38.500	154	22Bet Aqr	2.8990	5700.0	77	23515	No
234	GOM_NL__2PRFIN20060829_203909_000000412050_00415_23515_1637.N1	29-AUG-2006 20:39:09	Bright	41.000	162	34Alp Aqr	2.9440	5350.0	82	23515	No
235	GOM_NL__2PRFIN20060829_204210_000000392050_00415_23515_1638.N1	29-AUG-2006 20:42:10	Bright	38.500	61	8Eps Peg	2.1000	3900.0	77	23515	No
236	GOM_NL__2PRFIN20060829_204858_000000342050_00415_23515_1639.N1	29-AUG-2006 20:48:58	Bright	33.500	92	53Eps Cyg	2.5000	4500.0	67	23515	No
237	GOM_NL__2PRFIN20060829_205049_000000372050_00415_23515_1640.N1	29-AUG-2006 20:50:49	Bright	36.500	66	37Gam Cyg	2.2080	5900.0	73	23515	No
238	GOM_NL__2PRFIN20060829_205210_000000362050_00415_23515_1641.N1	29-AUG-2006 20:52:10	Bright	36.000	19	50Alp Cyg	1.2460	10500.	72	23515	No
239	GOM_NL__2PRFIN20060829_205711_000000372050_00415_23515_1642.N1	29-AUG-2006 20:57:11	Bright	36.500	89	5Alp Cep	2.4510	8000.0	73	23515	No
240	GOM_NL__2PRFIN20060829_210447_000000362050_00415_23515_1643.N1	29-AUG-2006 21:04:47	Bright	36.000	49	1Alp UMi	1.9900	6300.0	72	23515	No
241	GOM_NL__2PRFIN20060829_212140_000000542050_00415_23515_1644.N1	29-AUG-2006 21:21:40	Bright	54.000	24	66Alp Gem	1.5800	10200.	108	23515	No
242	GOM_NL__2PRFIN20060829_212917_000000532050_00415_23515_1645.N1	29-AUG-2006 21:29:17	Twilight	52.500	8	10Alp CMi	0.40000	6500.0	105	23515	No
243	GOM_NL__2PRFIN20060829_213646_000000532050_00415_23515_1646.N1	29-AUG-2006 21:36:46	Dark	53.000	1	9Alp CMa	-1.4400	11000.	106	23515	No
244	GOM_NL__2PRFIN20060829_213807_000000402050_00415_23515_1647.N1	29-AUG-2006 21:38:07	Dark	40.000	179	24Omi2CMa	3.0320	24000.	80	23515	No
245	GOM_NL__2PRFIN20060829_213935_000000422050_00415_23515_1648.N1	29-AUG-2006 21:39:35	Dark	41.500	23	21Eps CMa	1.5020	26000.	83	23515	No
246	GOM_NL__2PRFIN20060829_214114_000000412050_00415_23515_1649.N1	29-AUG-2006 21:41:14	Dark	40.500	117	Pi Pup	2.7060	3800.0	81	23515	No
247	GOM_NL__2PRFIN20060829_214622_000000392050_00415_23515_1650.N1	29-AUG-2006 21:46:22	Dark	39.000	2	Alp Car	-0.73600	7000.0	78	23515	No
248	GOM_NL__2PRFIN20060829_215752_000000442050_00416_23516_1632.N1	29-AUG-2006 21:57:52	Dark	43.500	9	Alp Eri	0.45300	24000.	87	23516	No
249	GOM_NL__2PRFIN20060829_220604_000000392050_00416_23516_1633.N1	29-AUG-2006 22:06:04	Straylight	38.500	31	Alp Gru	1.7340	15200.	77	23516	No
250	GOM_NL__2PRFIN20060829_221008_000000502050_00416_23516_1634.N1	29-AUG-2006 22:10:08	Straylight	49.500	18	24Alp PsA	1.1660	9700.0	99	23516	No
251	GOM_NL__2PRFIN20060829_221503_000000422050_00416_23516_1635.N1	29-AUG-2006 22:15:03	Bright	42.000	142	49Del Cap	2.8500	8900.0	84	23516	No
252	GOM_NL__2PRFIN20060829_221813_000000392050_00416_23516_1636.N1	29-AUG-2006 22:18:13	Bright	38.500	154	22Bet Aqr	2.8990	5700.0	77	23516	No
253	GOM_NL__2PRFIN20060829_221944_000000412050_00416_23516_1637.N1	29-AUG-2006 22:19:44	Bright	41.000	162	34Alp Aqr	2.9440	5350.0	82	23516	No
254	GOM_NL__2PRFIN20060829_222245_000000382050_00416_23516_1638.N1	29-AUG-2006 22:22:45	Bright	38.000	61	8Eps Peg	2.1000	3900.0	76	23516	No
255	GOM_NL__2PRFIN20060829_222934_000000372050_00416_23516_1639.N1	29-AUG-2006 22:29:34	Bright	36.500	92	53Eps Cyg	2.5000	4500.0	73	23516	No
256	GOM_NL__2PRFIN20060829_223125_000000342050_00416_23516_1640.N1	29-AUG-2006 22:31:25	Bright	33.500	66	37Gam Cyg	2.2080	5900.0	67	23516	No
257	GOM_NL__2PRFIN20060829_223245_000000352050_00416_23516_1641.N1	29-AUG-2006 22:32:45	Bright	35.000	19	50Alp Cyg	1.2460	10500.	70	23516	No
258	GOM_NL__2PRFIN20060829_223747_000000362050_00416_23516_1642.N1	29-AUG-2006 22:37:47	Bright	36.000	89	5Alp Cep	2.4510	8000.0	72	23516	No
259	GOM_NL__2PRFIN20060829_224523_000000352050_00416_23516_1643.N1	29-AUG-2006 22:45:23	Bright	34.500	49	1Alp UMi	1.9900	6300.0	69	23516	No
260	GOM_NL__2PRFIN20060829_230216_000000542050_00416_23516_1644.N1	29-AUG-2006 23:02:16	Bright	54.000	24	66Alp Gem	1.5800	10200.	108	23516	No
261	GOM_NL__2PRFIN20060829_230953_000000512050_00416_23516_1645.N1	29-AUG-2006 23:09:53	Twilight	50.500	8	10Alp CMi	0.40000	6500.0	101	23516	No
262	GOM_NL__2PRFIN20060829_231723_000000452050_00416_23516_1646.N1	29-AUG-2006 23:17:23	Dark	45.000	1	9Alp CMa	-1.4400	11000.	90	23516	No
263	GOM_NL__2PRFIN20060829_231843_000000402050_00416_23516_1647.N1	29-AUG-2006 23:18:43	Dark	39.500	179	24Omi2CMa	3.0320	24000.	79	23516	No
264	GOM_NL__2PRFIN20060829_232011_000000442050_00416_23516_1648.N1	29-AUG-2006 23:20:11	Dark	44.000	23	21Eps CMa	1.5020	26000.	88	23516	No
265	GOM_NL__2PRFIN20060829_232150_000000432050_00416_23516_1649.N1	29-AUG-2006 23:21:50	Dark	42.500	117	Pi Pup	2.7060	3800.0	85	23516	No
266	GOM_NL__2PRFIN20060829_232658_000000532050_00416_23516_1650.N1	29-AUG-2006 23:26:58	Dark	53.000	2	Alp Car	-0.73600	7000.0	106	23516	No
267	GOM_NL__2PRFIN20060829_233828_000000452050_00417_23517_1652.N1	29-AUG-2006 23:38:28	Dark	44.500	9	Alp Eri	0.45300	24000.	89	23517	No
268	GOM_NL__2PRFIN20060829_234640_000000392050_00417_23517_1653.N1	29-AUG-2006 23:46:40	Straylight	38.500	31	Alp Gru	1.7340	15200.	77	23517	No
269	GOM_NL__2PRFIN20060829_235044_000000492050_00417_23517_1654.N1	29-AUG-2006 23:50:44	Straylight	48.500	18	24Alp PsA	1.1660	9700.0	97	23517	No
270	GOM_NL__2PRFIN20060829_235539_000000522050_00417_23517_1655.N1	29-AUG-2006 23:55:39	Bright	51.500	142	49Del Cap	2.8500	8900.0	103	23517	No
271	GOM_NL__2PRFIN20060829_235849_000000392050_00417_23517_1656.N1	29-AUG-2006 23:58:49	Bright	38.500	154	22Bet Aqr	2.8990	5700.0	77	23517	No

### 3. Quality information per product

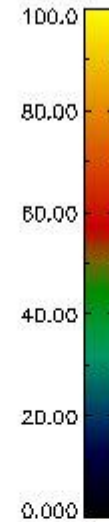
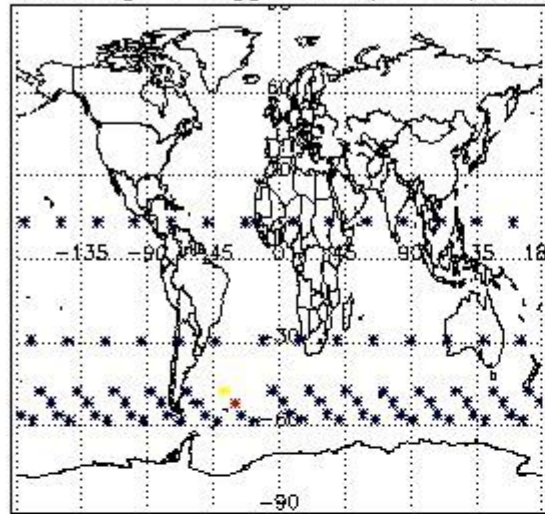
In this section it is plotted some information contained in the Quality Summary data set of the level 2 products. Only products in dark limb conditions and without errors (error flag in the MPH set to "0") are used.

3.1 Plot quality information per product (time dependant)

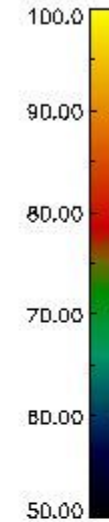
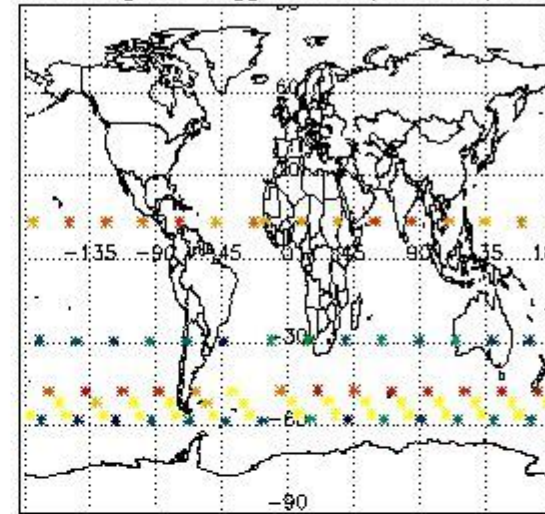


3.2 Plot quality information per product (world map)


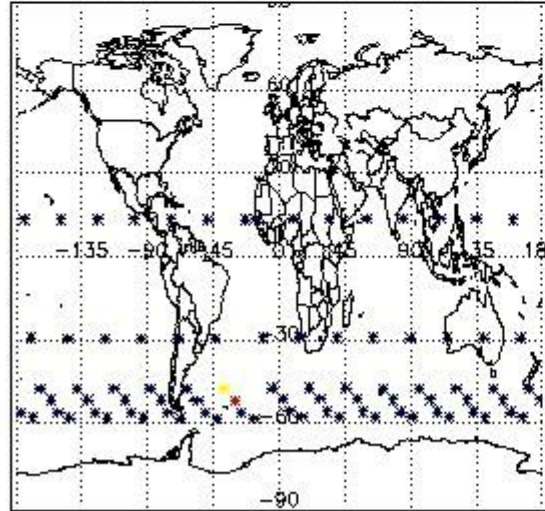
Percentage of flagged data per O3 profile



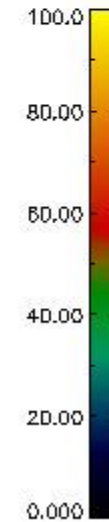
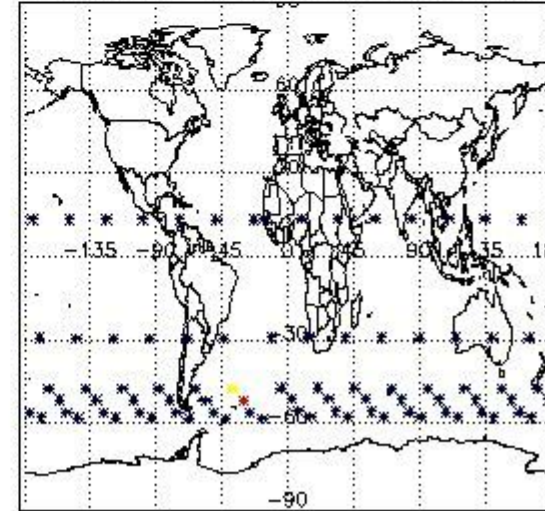
Percentage of flagged data per H2O profile



Percentage of flagged data per NO2 profile



Percentage of flagged data per NO3 profile



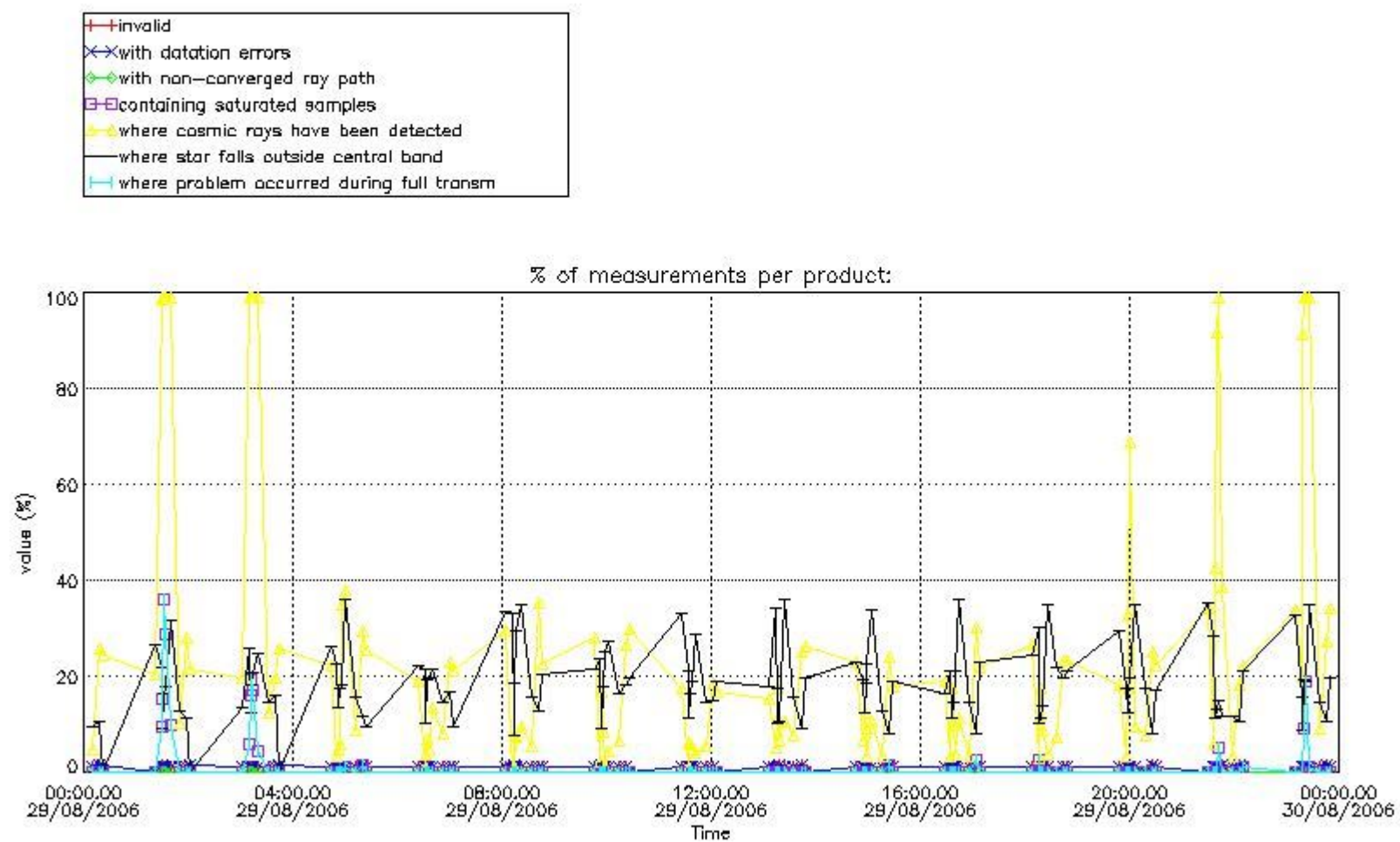
#### 4. Level 1 quality information per product

In this section it is plotted some information contained in the Quality Summary data set of the level 2 products that comes from the level 1b processing. Products without errors (error flag in the MPH set to "0") are used.

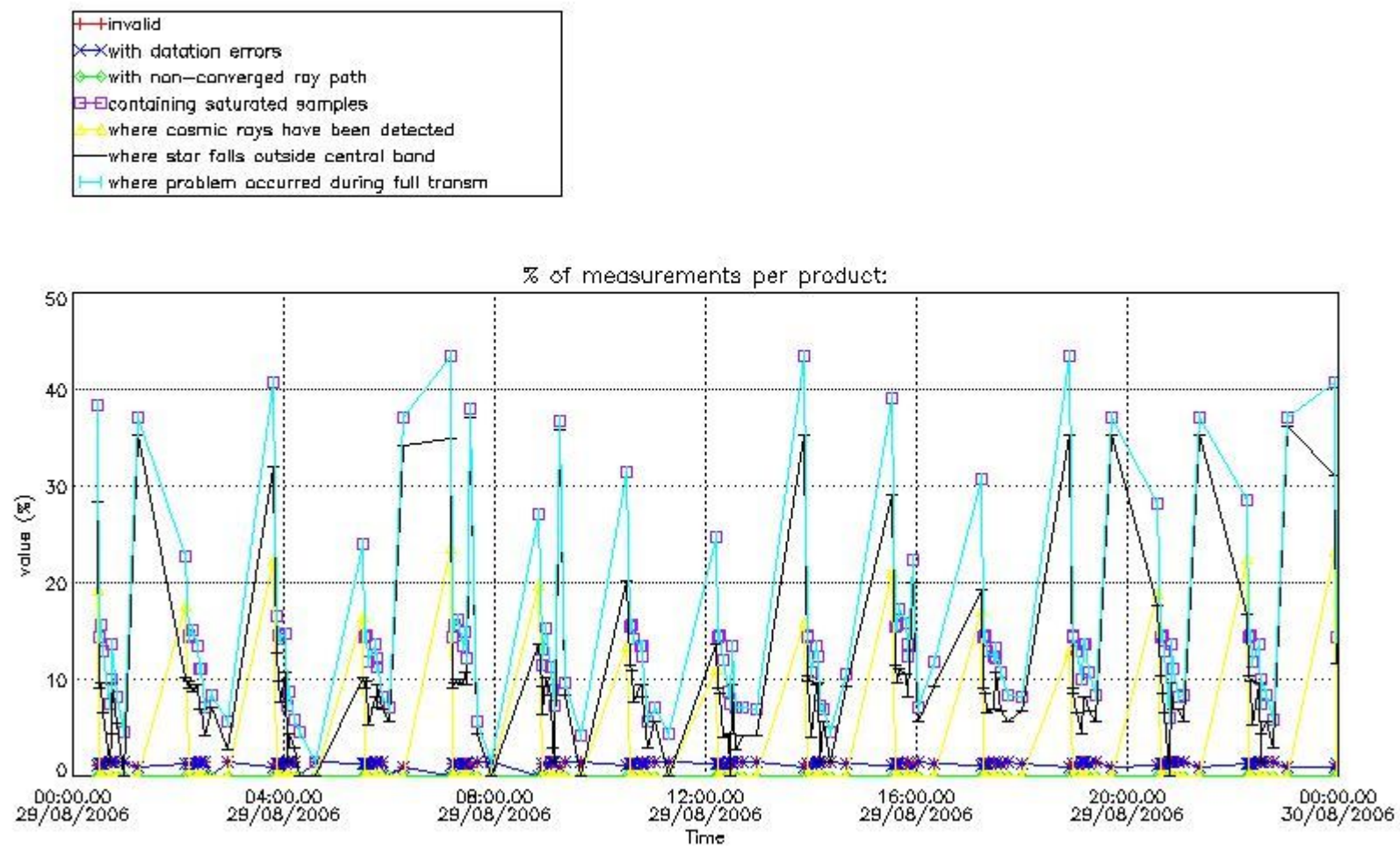
##### 4.1 Plot quality information per product (time dependant) coming from level 1b processing

##### 4.1.1 Plot level 1 quality information per product (time dependant): ENVISAT ASCENDING passes





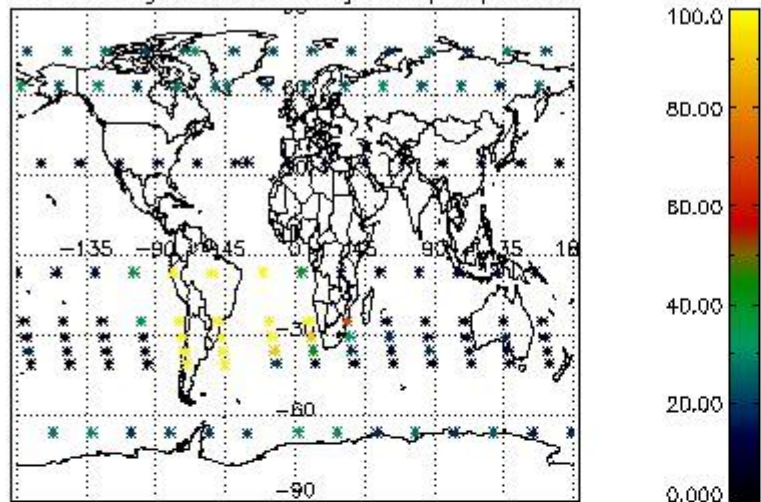
4.1.2 Plot level 1 quality information per product (time dependant): ENVI SAT DESCENDING passes



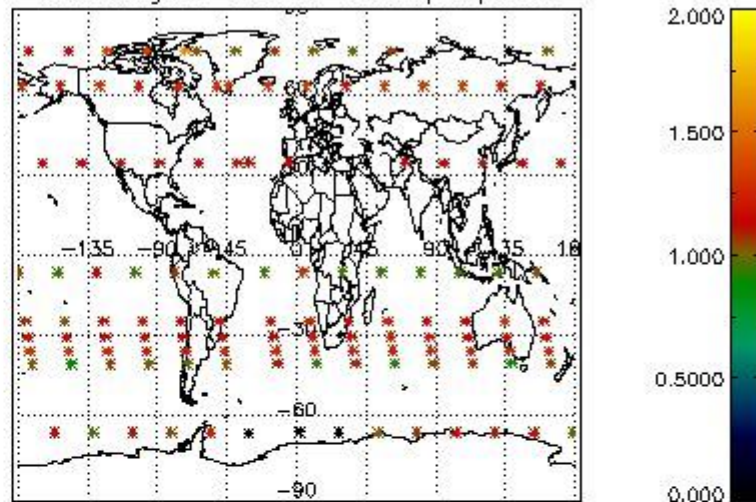
#### 4.2 Plot quality information per product coming from level 1b processing (world map)

##### 4.2.1 Plot level 1 quality information per product (world map): ENVISAT ASCENDING passes

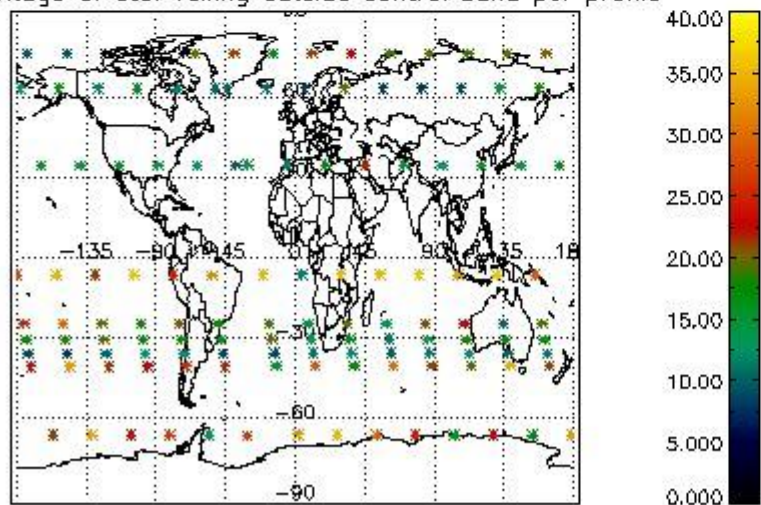
Percentage of cosmic ray hits per profile



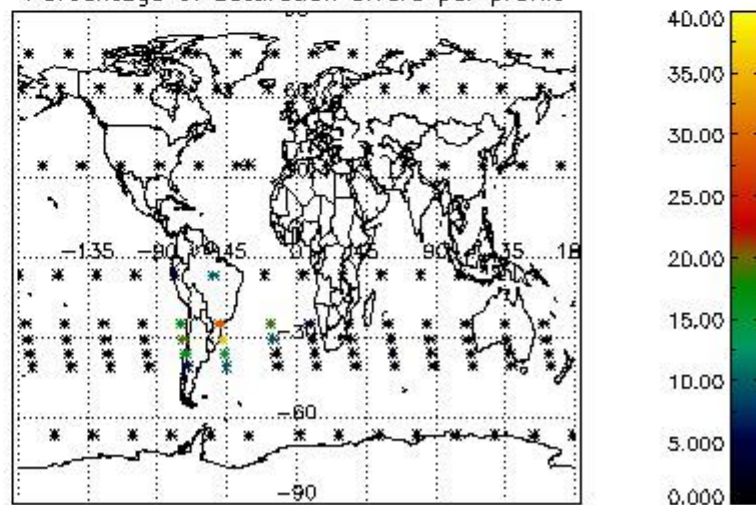
Percentage of datation errors per profile



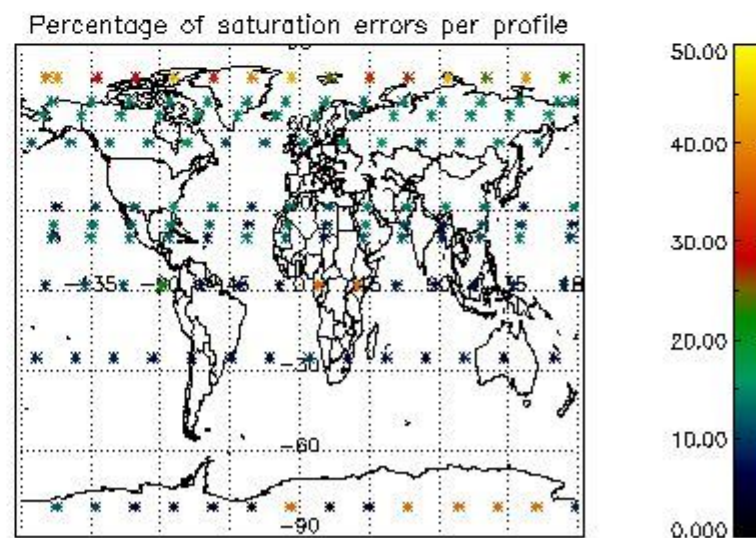
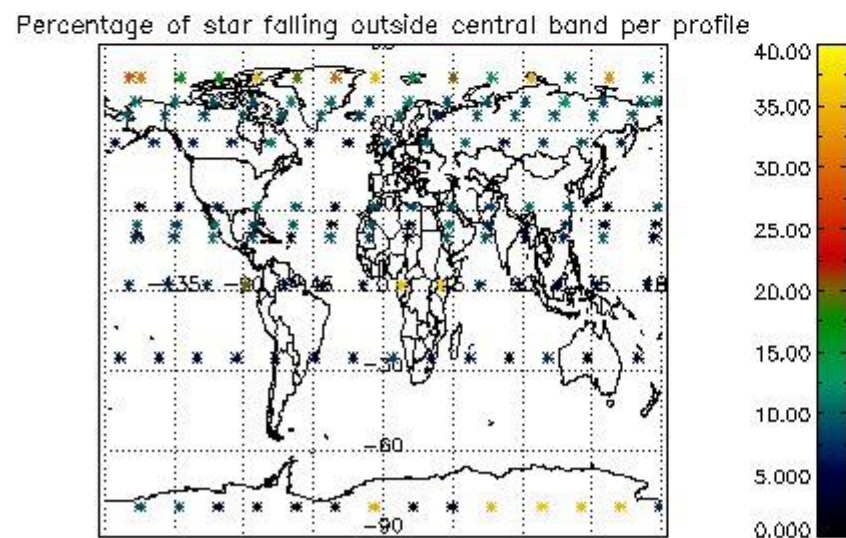
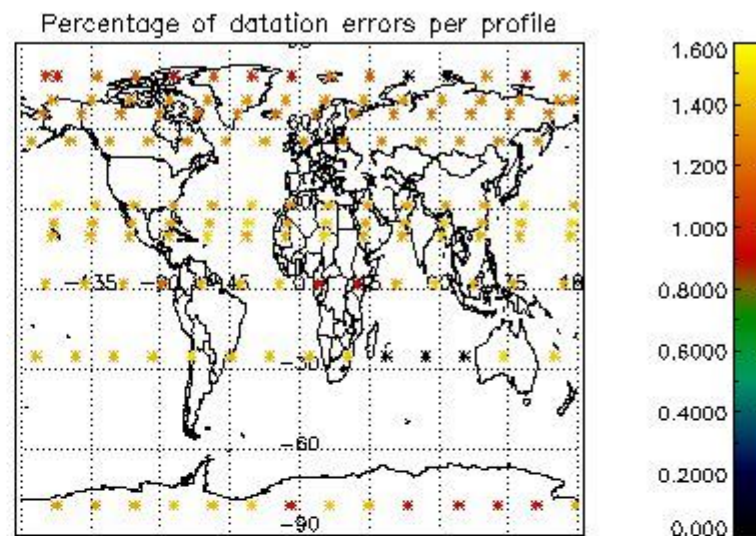
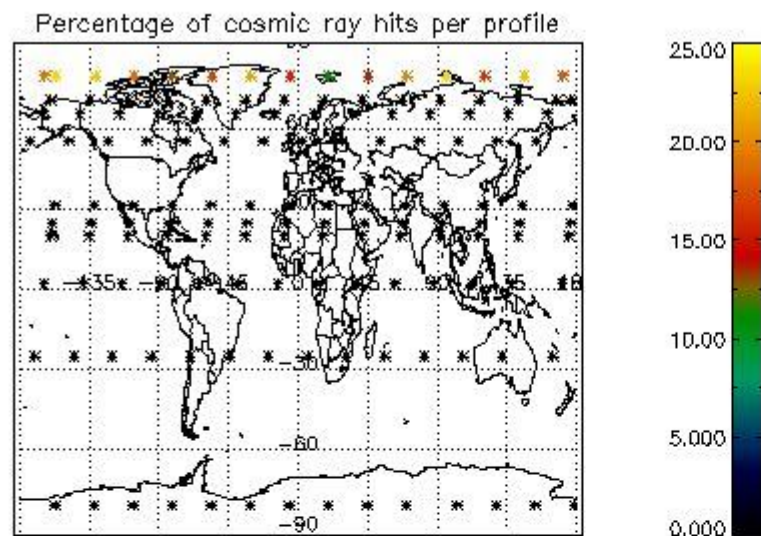
Percentage of star falling outside central band per profile



Percentage of saturation errors per profile



4.2.2 Plot level 1 quality information per product (world map): ENVISAT DESCENDING passes



## 5. Trace gas profiles

### 5.1 Ozone statistics based on quality of products

The final quality of the products can be "measured" using the STD (Standard Deviation) attached to every point profile. This information is written to the parameter GOM\_NL\_\_2P/NL\_LOCAL\_SPECIES\_DENSITY/o3\_std of the level 2 products. The table below shows the statistics for given STD ranges.

The statistics are given with respect to the overall valid production:

- Products without fatal errors: GOM\_NL\_\_2P/MPH/PRODUCT\_ERR=0
- Valid point profile: GOM\_NL\_\_2P/NL\_LOCAL\_SPECIES\_DENSITY/pcd(0)=0

The 'Criteria' is applied to valid points of dark limb products:

- Products in dark limb illumination condition: GOM\_NL\_\_2P/NL\_SUMMARY\_QUALITY/obs\_ill\_cond=0
- Products without fatal errors: GOM\_NL\_\_2P/MPH/PRODUCT\_ERR=0
- Valid point profile: GOM\_NL\_\_2P/NL\_LOCAL\_SPECIES\_DENSITY/pcd(0)=0

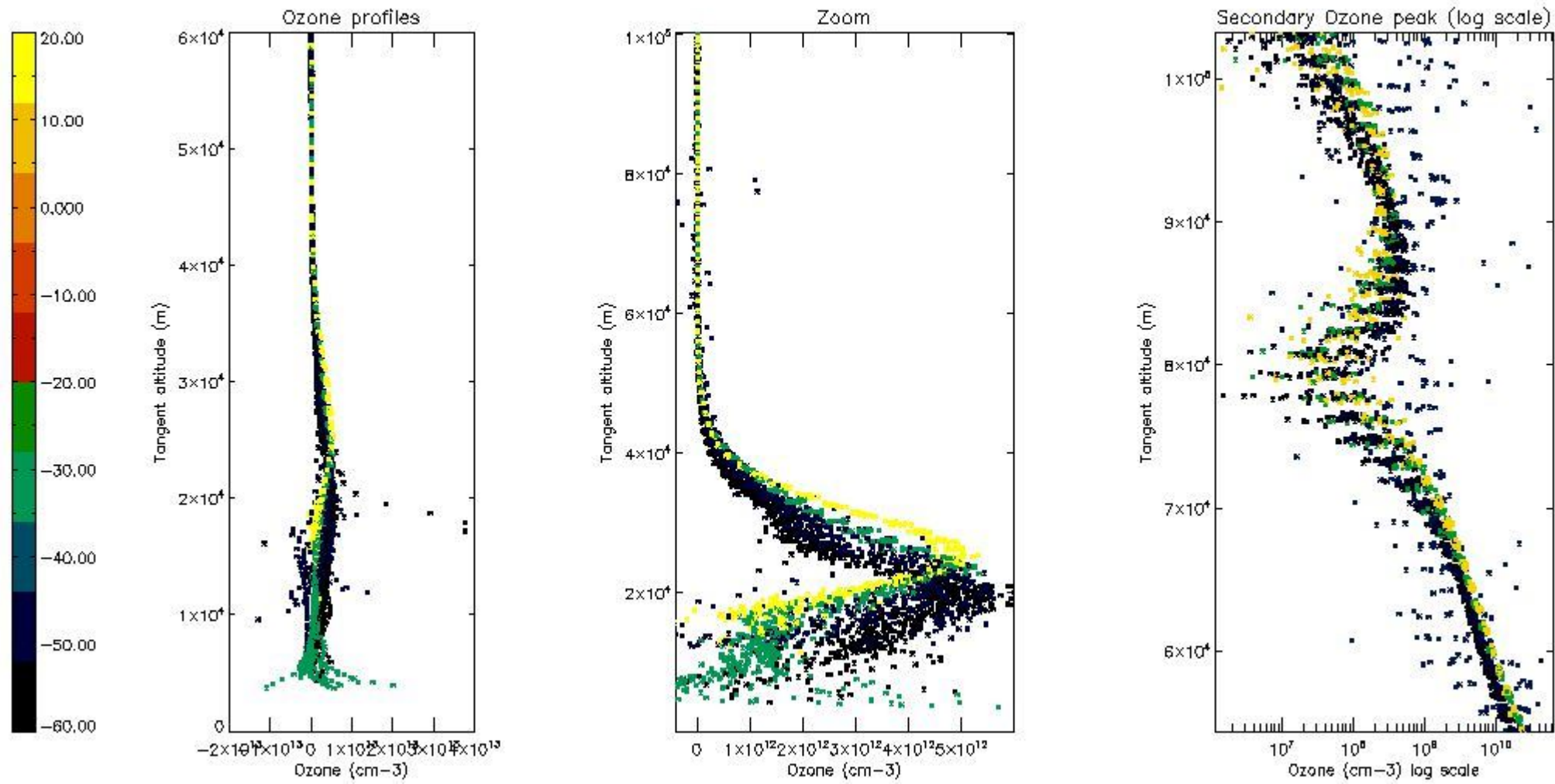
So, the table below shows the percentage of dark limb and valid observations for each criteria with respect to the overall valid daily observations.

Criteria	% of total production
All STD	35
STD < 20	23

STD < 10	19
STD < 5	15

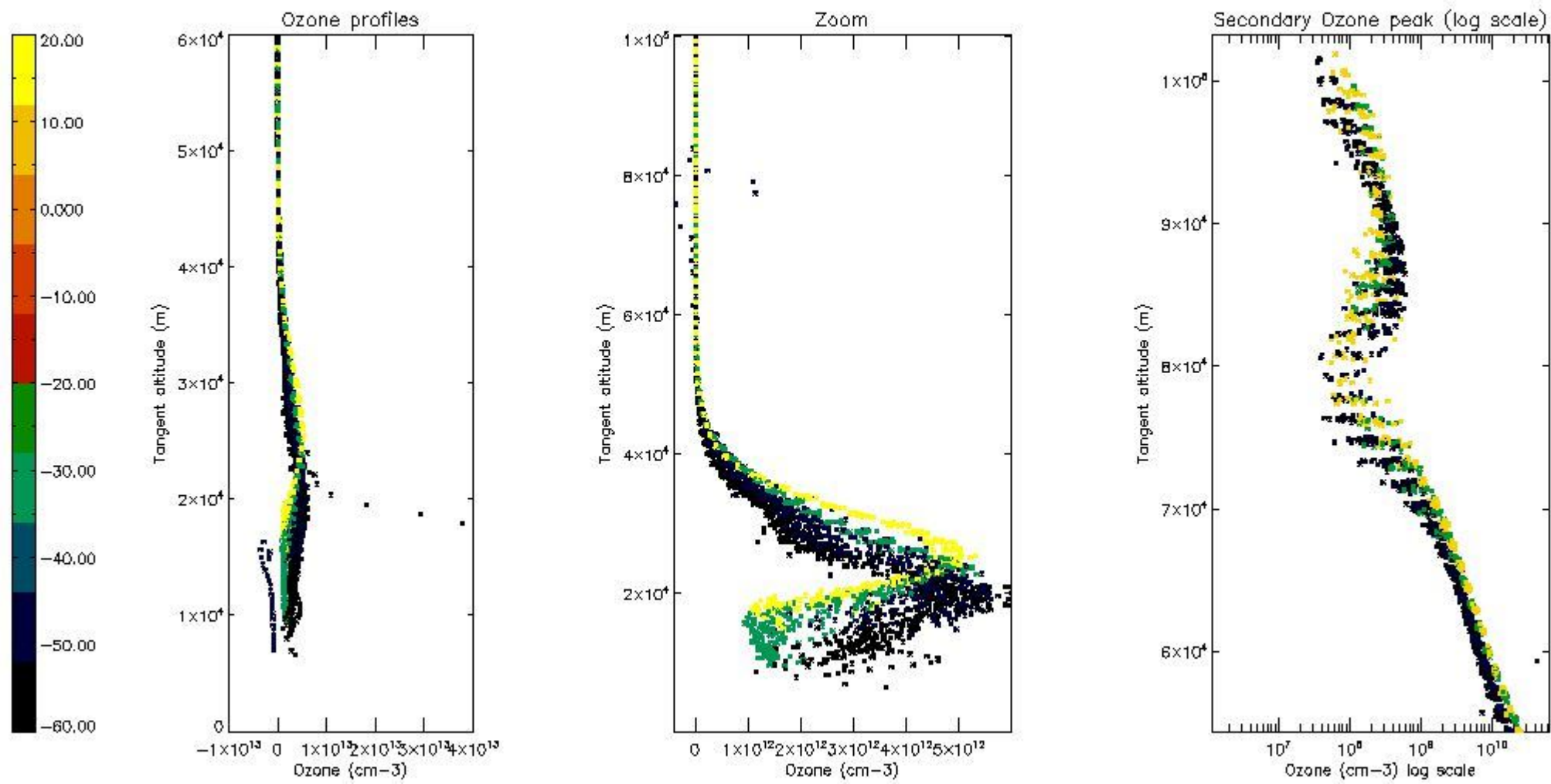
5.2 Plot ozone profiles for all STD (dark without errors)

The colorbar represents the latitude.



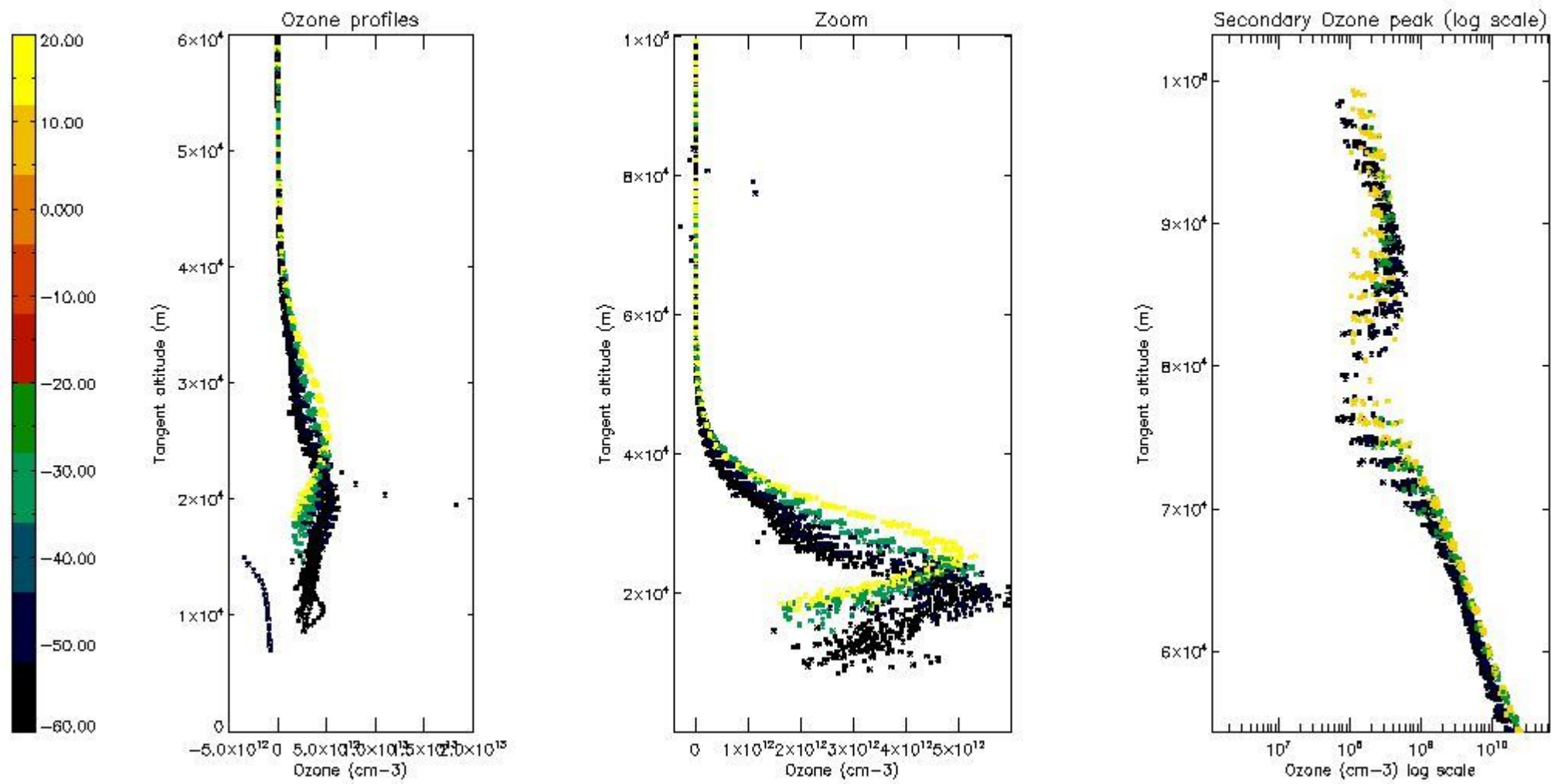
5.3 Plot ozone profiles where STD < 20% (dark without errors)

The colorbar represents the latitude.



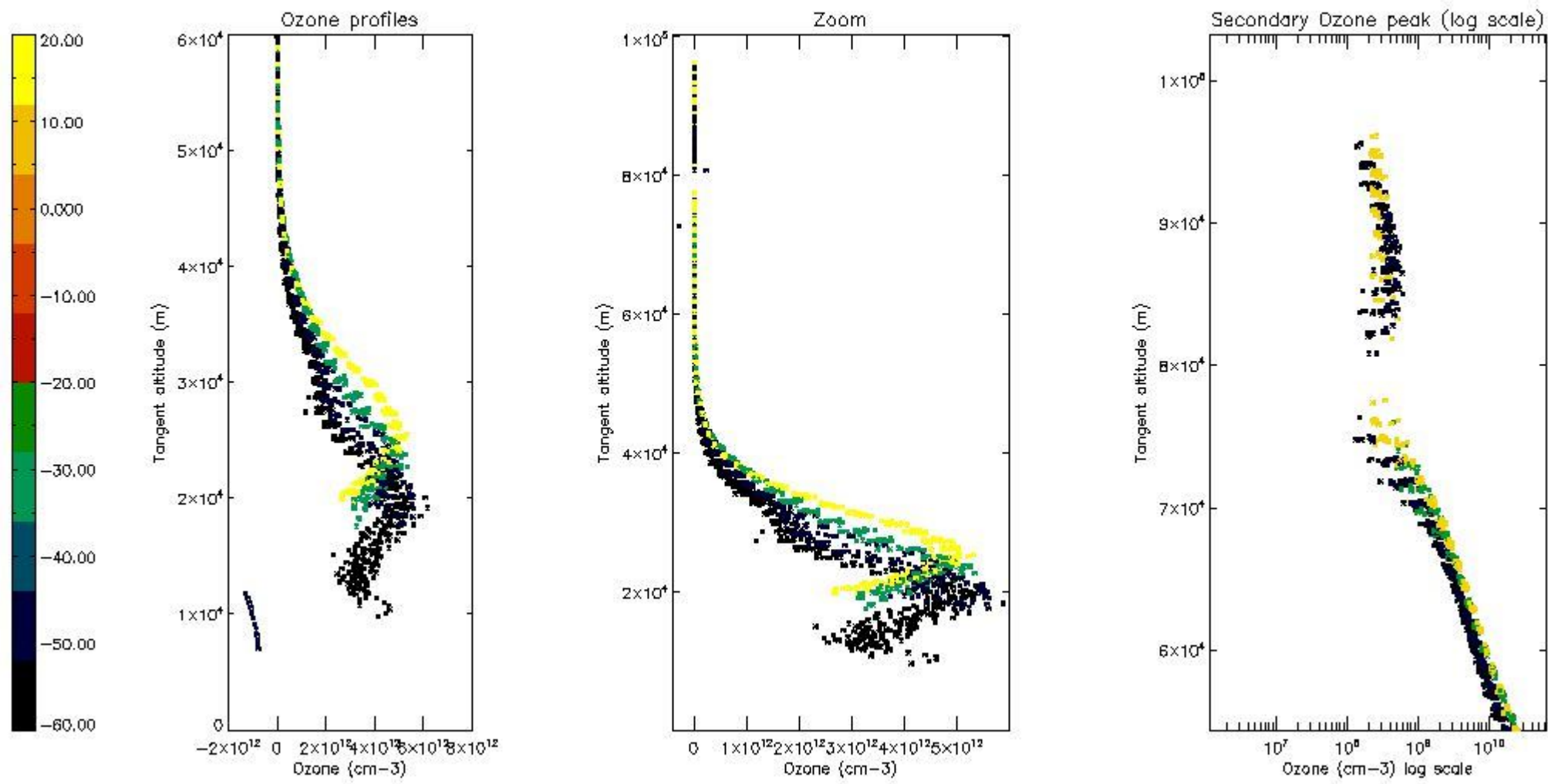
*5.4 Plot ozone profiles where  $STD < 10\%$  (dark without errors)*

The colorbar represents the latitude.



*5.5 Plot ozone profiles where STD < 5% (dark without errors)*

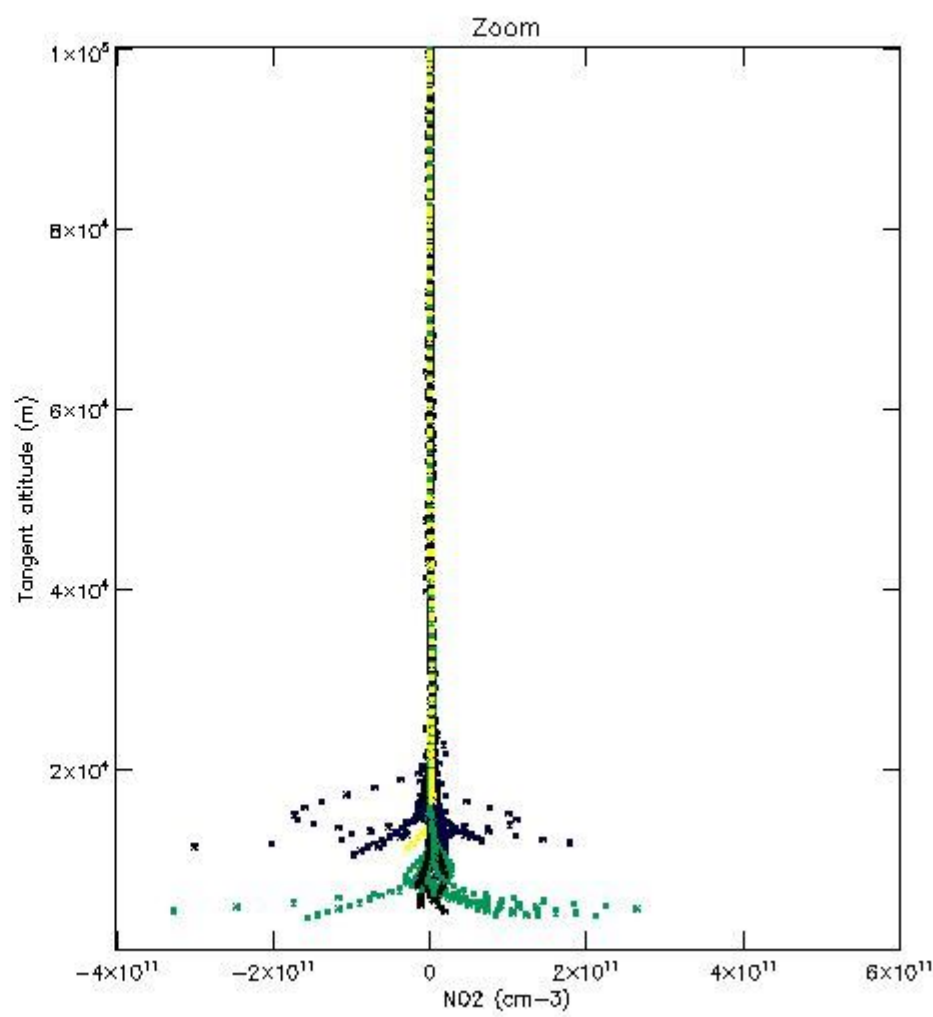
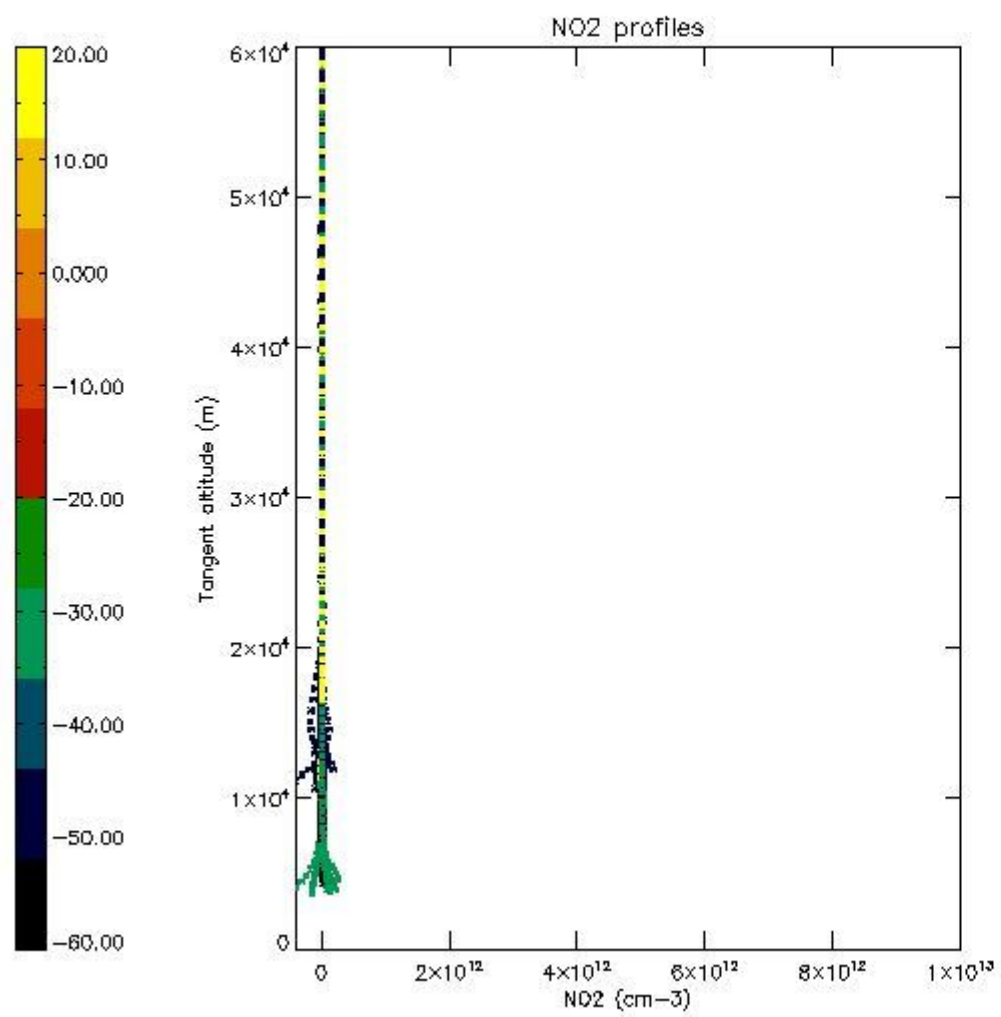
The colorbar represents the latitude.



*5.6 Plot NO<sub>2</sub> profiles for all STD (dark without errors)*

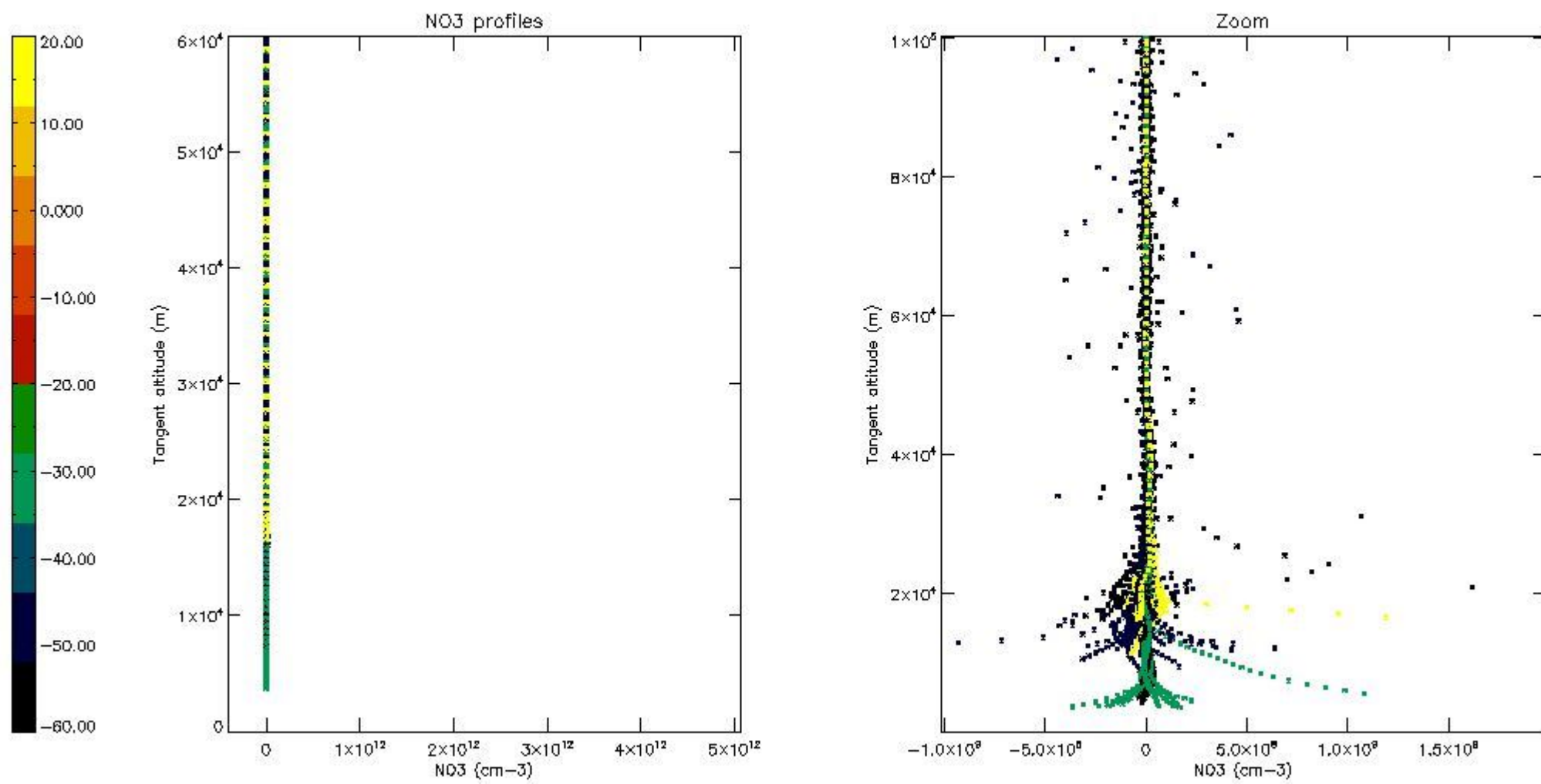
The colorbar represents the latitude.





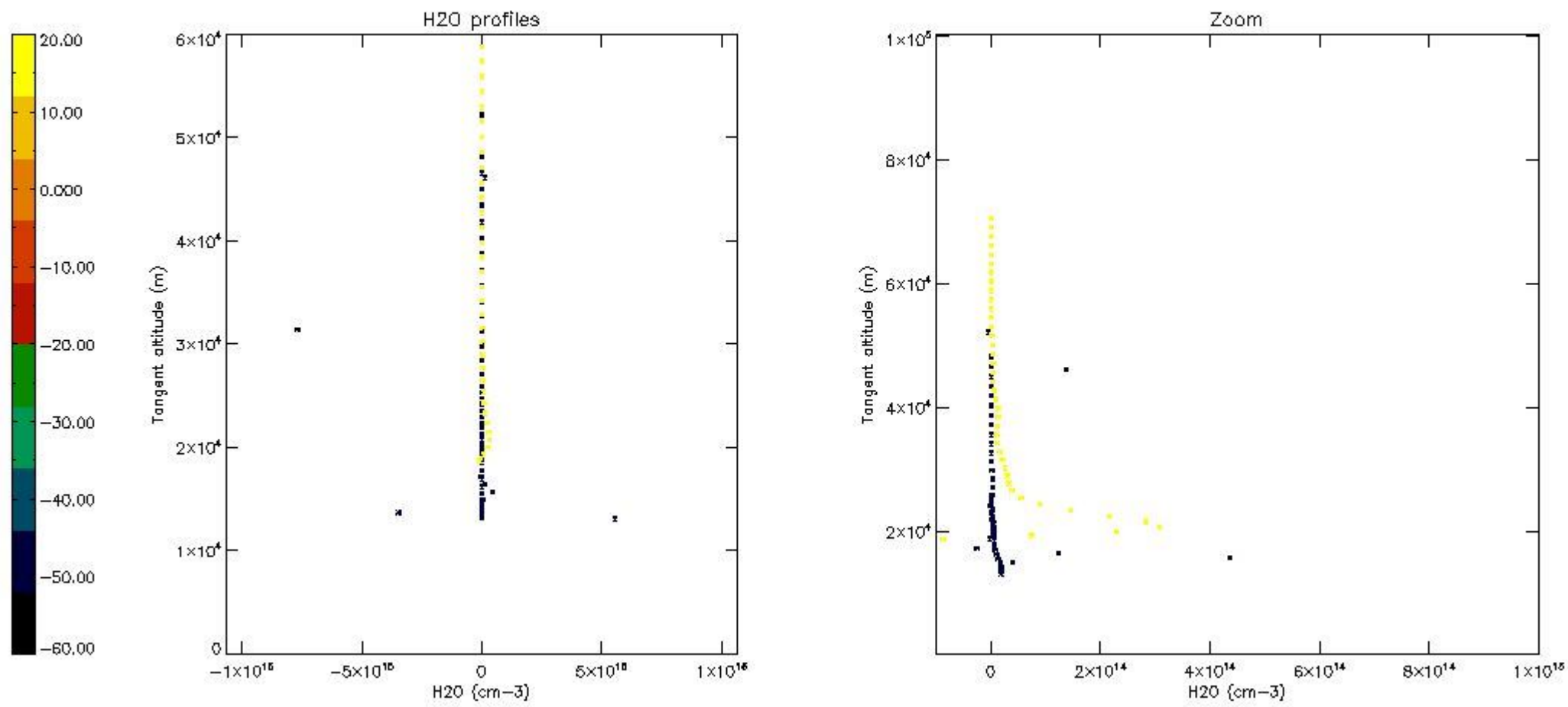
*5.7 Plot NO3 profiles for all STD (dark without errors)*

The colorbar represents the latitude.



5.8 Plot H2O profiles for all STD (only for occultations of stars 1,2,3,4,13,14,16,26,63 dark without errors)

The colorbar represents the latitude.



## 6. Auxiliary Data Files used for the production reported in section 2

The number reported in the third column indicates since which file (see list in section 2) the corresponding auxiliary file has been used. The fourth column is the date of those product files.

Type	Auxiliary Filename	Used since product	Used since product date
INST_PHYS_CHARACTERISTICS	GOM_INS_AXVIEC20091111_143220_20030716_120000_20500101_000000	1	29-AUG-2006 00:09:57
LEVEL-2_PROC_CONFIG	GOM_PR2_AXVIEC20091111_152718_20020301_000000_20500101_000000	1	29-AUG-2006 00:09:57
CROSS_SECTIONS_FILE	GOM_CRS_AXVIEC20091111_154832_20020301_000000_20500101_000000	1	29-AUG-2006 00:09:57

# GOMOS Level 2 Daily Report

## SUMMARY

### [1. General Info](#)

### [2. Summary of processed GOM\\_NL\\_2P products](#)

### [3. Level 2 Quality information per product](#)

#### [3.1 Plot of level 2 quality information per product \(time dependant\)](#)

#### [3.2 Plot of level 2 quality information per product \(world map\)](#)

### [4. Level 1 Quality information per product \(stored on level 2 products\)](#)

#### [4.1 Plot of level 1 quality information per product \(time dependant\)](#)

##### [4.1.1 Plot of level 1 quality information per product \(time dependant\): ASCENDING](#)

##### [4.1.2 Plot of level 1 quality information per product \(time dependant\): DESCENDING](#)

#### [4.2 Plot of level 1 quality information per product \(world map\)](#)

##### [4.2.1 Plot of level 1 quality information per product \(world map\): ASCENDING](#)

##### [4.2.2 Plot of level 1 quality information per product \(world map\): DESCENDING](#)

### [5. Ozone profiles based on quality statistics and other trace gas profiles](#)

#### [5.1 Ozone statistics based on quality of products](#)

#### [5.2 Plot ozone profiles for all STD \(dark without errors\)](#)

#### [5.3 Plot ozone profiles where STD < 20% \(dark without errors\)](#)

#### [5.4. Plot ozone profiles where STD < 10% \(dark without errors\)](#)

#### [5.5. Plot ozone profiles where STD < 5% \(dark without errors\)](#)

#### [5.6 Plot NO2 profiles for all STD \(dark without errors\)](#)

#### [5.7 Plot NO3 profiles for all STD \(dark without errors\)](#)

#### [5.8 Plot H2O profiles \(only for occultations of stars 1,2,3,4,13,14,16,26,63 dark without errors\) for all STD](#)

### [6. Auxiliary Data Files used for the production reported in section 2](#)

This report presents the daily analysis on parameters extracted from GOMOS level 2 data (GOM\_NL\_\_2P). It is intended to monitor some important parameters that will impact the quality of these products. A list of level 2 products (and content) that have arrived during the reporting day to the PCF is also given.

Item	Value
Time of report generation	24APR2013 03:43:45
Data source version	GOMOS/6.01
Start time of products	29-08-2006 (29AUG2006 00:00:00)
Stop time of products	30-08-2006 (30AUG2006 00:00:00)
Store outputs in DB	Yes
Nb of level 2 prods	271
Nb of prods with errors	0

## 2. Summary of processed GOM\_NL\_\_2P products.

Nr	Filename	UTC Start time	Limb	Duration	Star Id	Star Name	Star Mag	Star Temp	Nb Meas	Orbit	Prod. error
1	GOM_NL__2PRFIN20060829_000957_000000432050_00403_23503_1612.N1	29-AUG-2006 00:09:57	Dark	42.500	9	Alp Eri	0.45300	24000.	85	23503	No
2	GOM_NL__2PRFIN20060829_001814_000000392050_00403_23503_1613.N1	29-AUG-2006 00:18:14	Straylight	38.500	31	Alp Gru	1.7340	15200.	77	23503	No
3	GOM_NL__2PRFIN20060829_002217_000000312050_00403_23503_1614.N1	29-AUG-2006 00:22:17	Straylight	31.000	18	24Alp PsA	1.1660	9700.0	62	23503	No
4	GOM_NL__2PRFIN20060829_002714_000000502050_00403_23503_1615.N1	29-AUG-2006 00:27:14	Bright	49.500	142	49Del Cap	2.8500	8900.0	99	23503	No
5	GOM_NL__2PRFIN20060829_003025_000000392050_00403_23503_1616.N1	29-AUG-2006 00:30:25	Bright	38.500	154	22Bet Aqr	2.8990	5700.0	77	23503	No
6	GOM_NL__2PRFIN20060829_003158_000000422050_00403_23503_1617.N1	29-AUG-2006 00:31:58	Bright	41.500	162	34Alp Aqr	2.9440	5350.0	83	23503	No
7	GOM_NL__2PRFIN20060829_003459_000000392050_00403_23503_1618.N1	29-AUG-2006 00:34:59	Bright	38.500	61	8Eps Peg	2.1000	3900.0	77	23503	No
8	GOM_NL__2PRFIN20060829_004147_000000342050_00403_23503_1619.N1	29-AUG-2006 00:41:47	Bright	33.500	92	53Eps Cyg	2.5000	4500.0	67	23503	No
9	GOM_NL__2PRFIN20060829_004337_000000352050_00403_23503_1620.N1	29-AUG-2006 00:43:37	Bright	35.000	66	37Gam Cyg	2.2080	5900.0	70	23503	No
10	GOM_NL__2PRFIN20060829_004458_000000372050_00403_23503_1621.N1	29-AUG-2006 00:44:58	Bright	36.500	19	50Alp Cyg	1.2460	10500.	73	23503	No
11	GOM_NL__2PRFIN20060829_005002_000000372050_00403_23503_1622.N1	29-AUG-2006 00:50:02	Bright	36.500	89	5Alp Cep	2.4510	8000.0	73	23503	No
12	GOM_NL__2PRFIN20060829_005736_000000342050_00403_23503_1623.N1	29-AUG-2006 00:57:36	Bright	33.500	49	1Alp UMi	1.9900	6300.0	67	23503	No
13	GOM_NL__2PRFIN20060829_011427_000000542050_00403_23503_1624.N1	29-AUG-2006 01:14:27	Bright	54.000	24	66Alp Gem	1.5800	10200.	108	23503	No
14	GOM_NL__2PRFIN20060829_012203_000000472050_00403_23503_1625.N1	29-AUG-2006 01:22:03	Twilight	47.000	8	10Alp CMi	0.40000	6500.0	94	23503	No
15	GOM_NL__2PRFIN20060829_012928_000000482050_00403_23503_1626.N1	29-AUG-2006 01:29:28	Dark	48.000	1	9Alp CMa	-1.4400	11000.	96	23503	No
16	GOM_NL__2PRFIN20060829_013050_000000392050_00403_23503_1627.N1	29-AUG-2006 01:30:50	Dark	39.000	179	24Omi2CMa	3.0320	24000.	78	23503	No
17	GOM_NL__2PRFIN20060829_013218_000000432050_00403_23503_1628.N1	29-AUG-2006 01:32:18	Dark	43.000	23	21Eps CMa	1.5020	26000.	86	23503	No
18	GOM_NL__2PRFIN20060829_013359_000000422050_00403_23503_1629.N1	29-AUG-2006 01:33:59	Dark	42.000	117	Pi Pup	2.7060	3800.0	84	23503	No
19	GOM_NL__2PRFIN20060829_013906_000000512050_00403_23503_1630.N1	29-AUG-2006 01:39:06	Dark	50.500	2	Alp Car	-0.73600	7000.0	101	23503	No
20	GOM_NL__2PRFIN20060829_015033_000000442050_00404_23504_1612.N1	29-AUG-2006 01:50:33	Dark	43.500	9	Alp Eri	0.45300	24000.	87	23504	No
21	GOM_NL__2PRFIN20060829_015850_000000402050_00404_23504_1613.N1	29-AUG-2006 01:58:50	Straylight	39.500	31	Alp Gru	1.7340	15200.	79	23504	No
22	GOM_NL__2PRFIN20060829_020253_000000372050_00404_23504_1614.N1	29-AUG-2006 02:02:53	Straylight	37.000	18	24Alp PsA	1.1660	9700.0	74	23504	No
23	GOM_NL__2PRFIN20060829_020750_000000402050_00404_23504_1615.N1	29-AUG-2006 02:07:50	Bright	39.500	142	49Del Cap	2.8500	8900.0	79	23504	No
24	GOM_NL__2PRFIN20060829_021101_000000392050_00404_23504_1616.N1	29-AUG-2006 02:11:01	Bright	38.500	154	22Bet Aqr	2.8990	5700.0	77	23504	No
25	GOM_NL__2PRFIN20060829_021234_000000412050_00404_23504_1617.N1	29-AUG-2006 02:12:34	Bright	41.000	162	34Alp Aqr	2.9440	5350.0	82	23504	No
26	GOM_NL__2PRFIN20060829_021535_000000402050_00404_23504_1618.N1	29-AUG-2006 02:15:35	Bright	40.000	61	8Eps Peg	2.1000	3900.0	80	23504	No
27	GOM_NL__2PRFIN20060829_022223_000000372050_00404_23504_1619.N1	29-AUG-2006 02:22:23	Bright	37.000	92	53Eps Cyg	2.5000	4500.0	74	23504	No
28	GOM_NL__2PRFIN20060829_022413_000000362050_00404_23504_1620.N1	29-AUG-2006 02:24:13	Bright	36.000	66	37Gam Cyg	2.2080	5900.0	72	23504	No
29	GOM_NL__2PRFIN20060829_022534_000000362050_00404_23504_1621.N1	29-AUG-2006 02:25:34	Bright	36.000	19	50Alp Cyg	1.2460	10500.	72	23504	No
30	GOM_NL__2PRFIN20060829_023038_000000362050_00404_23504_1622.N1	29-AUG-2006 02:30:38	Bright	35.500	89	5Alp Cep	2.4510	8000.0	71	23504	No
31	GOM_NL__2PRFIN20060829_023812_000000362050_00404_23504_1623.N1	29-AUG-2006 02:38:12	Bright	35.500	49	1Alp UMi	1.9900	6300.0	71	23504	No
32	GOM_NL__2PRFIN20060829_025503_000000362050_00404_23504_1624.N1	29-AUG-2006 02:55:03	Bright	35.500	24	66Alp Gem	1.5800	10200.	71	23504	No
33	GOM_NL__2PRFIN20060829_030239_000000412050_00404_23504_1625.N1	29-AUG-2006 03:02:39	Twilight	40.500	8	10Alp CMi	0.40000	6500.0	81	23504	No
34	GOM_NL__2PRFIN20060829_031005_000000512050_00404_23504_1626.N1	29-AUG-2006 03:10:05	Dark	50.500	1	9Alp CMa	-1.4400	11000.	101	23504	No
35	GOM_NL__2PRFIN20060829_031127_000000412050_00404_23504_1627.N1	29-AUG-2006 03:11:27	Dark	40.500	179	24Omi2CMa	3.0320	24000.	81	23504	No
36	GOM_NL__2PRFIN20060829_031255_000000442050_00404_23504_1628.N1	29-AUG-2006 03:12:55	Dark	44.000	23	21Eps CMa	1.5020	26000.	88	23504	No
37	GOM_NL__2PRFIN20060829_031435_000000442050_00404_23504_1629.N1	29-AUG-2006 03:14:35	Dark	43.500	117	Pi Pup	2.7060	3800.0	87	23504	No
38	GOM_NL__2PRFIN20060829_031942_000000472050_00404_23504_1630.N1	29-AUG-2006 03:19:42	Dark	46.500	2	Alp Car	-0.73600	7000.0	93	23504	No
39	GOM_NL__2PRFIN20060829_033110_000000452050_00405_23505_1612.N1	29-AUG-2006 03:31:10	Dark	45.000	9	Alp Eri	0.45300	24000.	90	23505	No
40	GOM_NL__2PRFIN20060829_033926_000000412050_00405_23505_1613.N1	29-AUG-2006 03:39:26	Straylight	41.000	31	Alp Gru	1.7340	15200.	82	23505	No
41	GOM_NL__2PRFIN20060829_034330_000000372050_00405_23505_1614.N1	29-AUG-2006 03:43:30	Straylight	37.000	18	24Alp PsA	1.1660	9700.0	74	23505	No
42	GOM_NL__2PRFIN20060829_034826_000000522050_00405_23505_1615.N1	29-AUG-2006 03:48:26	Bright	51.500	142	49Del Cap	2.8500	8900.0	103	23505	No

43	GOM_NL__2PRFIN20060829_035137_000000402050_00405_23505_1616.N1	29-AUG-2006 03:51:37	Bright	39.500	154	22Bet Aqr	2.8990	5700.0	79	23505	No
44	GOM_NL__2PRFIN20060829_035310_000000412050_00405_23505_1617.N1	29-AUG-2006 03:53:10	Bright	41.000	162	34Alp Aqr	2.9440	5350.0	82	23505	No
45	GOM_NL__2PRFIN20060829_035611_000000392050_00405_23505_1618.N1	29-AUG-2006 03:56:11	Bright	39.000	61	8Eps Peg	2.1000	3900.0	78	23505	No
46	GOM_NL__2PRFIN20060829_040259_000000382050_00405_23505_1619.N1	29-AUG-2006 04:02:59	Bright	37.500	92	53Eps Cyg	2.5000	4500.0	75	23505	No
47	GOM_NL__2PRFIN20060829_040449_000000342050_00405_23505_1620.N1	29-AUG-2006 04:04:49	Bright	34.000	66	37Gam Cyg	2.2080	5900.0	68	23505	No
48	GOM_NL__2PRFIN20060829_040610_000000352050_00405_23505_1621.N1	29-AUG-2006 04:06:10	Bright	34.500	19	50Alp Cyg	1.2460	10500.	69	23505	No
49	GOM_NL__2PRFIN20060829_041113_000000352050_00405_23505_1622.N1	29-AUG-2006 04:11:13	Bright	34.500	89	5Alp Cep	2.4510	8000.0	69	23505	No
50	GOM_NL__2PRFIN20060829_041848_000000332050_00405_23505_1623.N1	29-AUG-2006 04:18:48	Bright	33.000	49	1Alp UMi	1.9900	6300.0	66	23505	No
51	GOM_NL__2PRFIN20060829_043539_000000352050_00405_23505_1624.N1	29-AUG-2006 04:35:39	Bright	34.500	24	66Alp Gem	1.5800	10200.	69	23505	No
52	GOM_NL__2PRFIN20060829_044315_000000482050_00405_23505_1625.N1	29-AUG-2006 04:43:15	Twilight	47.500	8	10Alp CMi	0.40000	6500.0	95	23505	No
53	GOM_NL__2PRFIN20060829_045041_000000492050_00405_23505_1626.N1	29-AUG-2006 04:50:41	Dark	48.500	1	9Alp CMa	-1.4400	11000.	97	23505	No
54	GOM_NL__2PRFIN20060829_045203_000000412050_00405_23505_1627.N1	29-AUG-2006 04:52:03	Dark	41.000	179	24Omi2CMa	3.0320	24000.	82	23505	No
55	GOM_NL__2PRFIN20060829_045331_000000432050_00405_23505_1628.N1	29-AUG-2006 04:53:31	Dark	43.000	23	21Eps CMa	1.5020	26000.	86	23505	No
56	GOM_NL__2PRFIN20060829_045511_000000422050_00405_23505_1629.N1	29-AUG-2006 04:55:11	Dark	41.500	117	Pi Pup	2.7060	3800.0	83	23505	No
57	GOM_NL__2PRFIN20060829_050019_000000532050_00405_23505_1630.N1	29-AUG-2006 05:00:19	Dark	53.000	2	Alp Car	-0.73600	7000.0	106	23505	No
58	GOM_NL__2PRFIN20060829_051147_000000452050_00406_23506_1612.N1	29-AUG-2006 05:11:47	Dark	45.000	9	Alp Eri	0.45300	24000.	90	23506	No
59	GOM_NL__2PRFIN20060829_052002_000000392050_00406_23506_1613.N1	29-AUG-2006 05:20:02	Straylight	39.000	31	Alp Gru	1.7340	15200.	78	23506	No
60	GOM_NL__2PRFIN20060829_052406_000000432050_00406_23506_1614.N1	29-AUG-2006 05:24:06	Straylight	43.000	18	24Alp PsA	1.1660	9700.0	86	23506	No
61	GOM_NL__2PRFIN20060829_052902_000000402050_00406_23506_1615.N1	29-AUG-2006 05:29:02	Bright	39.500	142	49Del Cap	2.8500	8900.0	79	23506	No
62	GOM_NL__2PRFIN20060829_053213_000000392050_00406_23506_1616.N1	29-AUG-2006 05:32:13	Bright	38.500	154	22Bet Aqr	2.8990	5700.0	77	23506	No
63	GOM_NL__2PRFIN20060829_053346_000000412050_00406_23506_1617.N1	29-AUG-2006 05:33:46	Bright	41.000	162	34Alp Aqr	2.9440	5350.0	82	23506	No
64	GOM_NL__2PRFIN20060829_053647_000000382050_00406_23506_1618.N1	29-AUG-2006 05:36:47	Bright	38.000	61	8Eps Peg	2.1000	3900.0	76	23506	No
65	GOM_NL__2PRFIN20060829_054335_000000372050_00406_23506_1619.N1	29-AUG-2006 05:43:35	Bright	36.500	92	53Eps Cyg	2.5000	4500.0	73	23506	No
66	GOM_NL__2PRFIN20060829_054525_000000362050_00406_23506_1620.N1	29-AUG-2006 05:45:25	Bright	35.500	66	37Gam Cyg	2.2080	5900.0	71	23506	No
67	GOM_NL__2PRFIN20060829_054646_000000372050_00406_23506_1621.N1	29-AUG-2006 05:46:46	Bright	37.000	19	50Alp Cyg	1.2460	10500.	74	23506	No
68	GOM_NL__2PRFIN20060829_055149_000000372050_00406_23506_1622.N1	29-AUG-2006 05:51:49	Bright	36.500	89	5Alp Cep	2.4510	8000.0	73	23506	No
69	GOM_NL__2PRFIN20060829_055924_000000352050_00406_23506_1623.N1	29-AUG-2006 05:59:24	Bright	35.000	49	1Alp UMi	1.9900	6300.0	70	23506	No
70	GOM_NL__2PRFIN20060829_061615_000000542050_00406_23506_1624.N1	29-AUG-2006 06:16:15	Bright	54.000	24	66Alp Gem	1.5800	10200.	108	23506	No
71	GOM_NL__2PRFIN20060829_062351_000000452050_00406_23506_1625.N1	29-AUG-2006 06:23:51	Twilight	45.000	8	10Alp CMi	0.40000	6500.0	90	23506	No
72	GOM_NL__2PRFIN20060829_063118_000000472050_00406_23506_1626.N1	29-AUG-2006 06:31:18	Dark	47.000	1	9Alp CMa	-1.4400	11000.	94	23506	No
73	GOM_NL__2PRFIN20060829_063239_000000402050_00406_23506_1627.N1	29-AUG-2006 06:32:39	Dark	39.500	179	24Omi2CMa	3.0320	24000.	79	23506	No
74	GOM_NL__2PRFIN20060829_063408_000000442050_00406_23506_1628.N1	29-AUG-2006 06:34:08	Dark	44.000	23	21Eps CMa	1.5020	26000.	88	23506	No
75	GOM_NL__2PRFIN20060829_063548_000000432050_00406_23506_1629.N1	29-AUG-2006 06:35:48	Dark	43.000	117	Pi Pup	2.7060	3800.0	86	23506	No
76	GOM_NL__2PRFIN20060829_064055_000000452050_00406_23506_1630.N1	29-AUG-2006 06:40:55	Dark	44.500	2	Alp Car	-0.73600	7000.0	89	23506	No
77	GOM_NL__2PRFIN20060829_065223_000000452050_00407_23507_1632.N1	29-AUG-2006 06:52:23	Dark	44.500	9	Alp Eri	0.45300	24000.	89	23507	No
78	GOM_NL__2PRFIN20060829_070039_000000422050_00407_23507_1633.N1	29-AUG-2006 07:00:39	Straylight	41.500	31	Alp Gru	1.7340	15200.	83	23507	No
79	GOM_NL__2PRFIN20060829_070442_000000432050_00407_23507_1634.N1	29-AUG-2006 07:04:42	Straylight	43.000	18	24Alp PsA	1.1660	9700.0	86	23507	No
80	GOM_NL__2PRFIN20060829_070938_000000532050_00407_23507_1635.N1	29-AUG-2006 07:09:38	Bright	53.000	142	49Del Cap	2.8500	8900.0	106	23507	No
81	GOM_NL__2PRFIN20060829_071249_000000392050_00407_23507_1636.N1	29-AUG-2006 07:12:49	Bright	38.500	154	22Bet Aqr	2.8990	5700.0	77	23507	No
82	GOM_NL__2PRFIN20060829_071422_000000422050_00407_23507_1637.N1	29-AUG-2006 07:14:22	Bright	41.500	162	34Alp Aqr	2.9440	5350.0	83	23507	No
83	GOM_NL__2PRFIN20060829_071723_000000402050_00407_23507_1638.N1	29-AUG-2006 07:17:23	Bright	40.000	61	8Eps Peg	2.1000	3900.0	80	23507	No
84	GOM_NL__2PRFIN20060829_072411_000000372050_00407_23507_1639.N1	29-AUG-2006 07:24:11	Bright	37.000	92	53Eps Cyg	2.5000	4500.0	74	23507	No
85	GOM_NL__2PRFIN20060829_072601_000000372050_00407_23507_1640.N1	29-AUG-2006 07:26:01	Bright	37.000	66	37Gam Cyg	2.2080	5900.0	74	23507	No
86	GOM_NL__2PRFIN20060829_072722_000000372050_00407_23507_1641.N1	29-AUG-2006 07:27:22	Bright	37.000	19	50Alp Cyg	1.2460	10500.	74	23507	No
87	GOM_NL__2PRFIN20060829_073225_000000542050_00407_23507_1642.N1	29-AUG-2006 07:32:25	Bright	54.000	89	5Alp Cep	2.4510	8000.0	108	23507	No
88	GOM_NL__2PRFIN20060829_074000_000000352050_00407_23507_1643.N1	29-AUG-2006 07:40:00	Bright	35.000	49	1Alp UMi	1.9900	6300.0	70	23507	No
89	GOM_NL__2PRFIN20060829_075652_000000352050_00407_23507_1644.N1	29-AUG-2006 07:56:52	Bright	34.500	24	66Alp Gem	1.5800	10200.	69	23507	No
90	GOM_NL__2PRFIN20060829_080428_000000532050_00407_23507_1645.N1	29-AUG-2006 08:04:28	Twilight	52.500	8	10Alp CMi	0.40000	6500.0	105	23507	No
91	GOM_NL__2PRFIN20060829_081154_000000562050_00407_23507_1646.N1	29-AUG-2006 08:11:54	Dark	56.000	1	9Alp CMa	-1.4400	11000.	112	23507	No
92	GOM_NL__2PRFIN20060829_081316_000000392050_00407_23507_1647.N1	29-AUG-2006 08:13:16	Dark	38.500	179	24Omi2CMa	3.0320	24000.	77	23507	No
93	GOM_NL__2PRFIN20060829_081444_000000442050_00407_23507_1648.N1	29-AUG-2006 08:14:44	Dark	43.500	23	21Eps CMa	1.5020	26000.	87	23507	No
94	GOM_NL__2PRFIN20060829_081624_000000492050_00407_23507_1649.N1	29-AUG-2006 08:16:24	Dark	49.000	117	Pi Pup	2.7060	3800.0	98	23507	No
95	GOM_NL__2PRFIN20060829_082132_000000532050_00407_23507_1650.N1	29-AUG-2006 08:21:32	Dark	53.000	2	Alp Car	-0.73600	7000.0	106	23507	No
96	GOM_NL__2PRFIN20060829_083300_000000452050_00408_23508_1632.N1	29-AUG-2006 08:33:00	Dark	44.500	9	Alp Eri	0.45300	24000.	89	23508	No
97	GOM_NL__2PRFIN20060829_084115_000000402050_00408_23508_1633.N1	29-AUG-2006 08:41:15	Straylight	39.500	31	Alp Gru	1.7340	15200.	79	23508	No
98	GOM_NL__2PRFIN20060829_084518_000000492050_00408_23508_1634.N1	29-AUG-2006 08:45:18	Straylight	49.000	18	24Alp PsA	1.1660	9700.0	98	23508	No
99	GOM_NL__2PRFIN20060829_085015_000000412050_00408_23508_1635.N1	29-AUG-2006 08:50:15	Bright	40.500	142	49Del Cap	2.8500	8900.0	81	23508	No
100	GOM_NL__2PRFIN20060829_085325_000000382050_00408_23508_1636.N1	29-AUG-2006 08:53:25	Bright	38.000	154	22Bet Aqr	2.8990	5700.0	76	23508	No
101	GOM_NL__2PRFIN20060829_085458_000000402050_00408_23508_1637.N1	29-AUG-2006 08:54:58	Bright	39.500	162	34Alp Aqr	2.9440	5350.0	79	23508	No

102	GOM_NL__2PRFIN20060829_085759_000000402050_00408_23508_1638.N1	29-AUG-2006 08:57:59	Bright	39.500	61	8Eps Peg	2.1000	3900.0	79	23508	No
103	GOM_NL__2PRFIN20060829_090447_000000362050_00408_23508_1639.N1	29-AUG-2006 09:04:47	Bright	35.500	92	53Eps Cyg	2.5000	4500.0	71	23508	No
104	GOM_NL__2PRFIN20060829_090637_000000342050_00408_23508_1640.N1	29-AUG-2006 09:06:37	Bright	34.000	66	37Gam Cyg	2.2080	5900.0	68	23508	No
105	GOM_NL__2PRFIN20060829_090758_000000342050_00408_23508_1641.N1	29-AUG-2006 09:07:58	Bright	34.000	19	50Alp Cyg	1.2460	10500.	68	23508	No
106	GOM_NL__2PRFIN20060829_091301_000000532050_00408_23508_1642.N1	29-AUG-2006 09:13:01	Bright	53.000	89	5Alp Cep	2.4510	8000.0	106	23508	No
107	GOM_NL__2PRFIN20060829_092036_000000362050_00408_23508_1643.N1	29-AUG-2006 09:20:36	Bright	36.000	49	1Alp UMi	1.9900	6300.0	72	23508	No
108	GOM_NL__2PRFIN20060829_093727_000000362050_00408_23508_1644.N1	29-AUG-2006 09:37:27	Bright	35.500	24	66Alp Gem	1.5800	10200.	71	23508	No
109	GOM_NL__2PRFIN20060829_094504_000000452050_00408_23508_1645.N1	29-AUG-2006 09:45:04	Twilight	44.500	8	10Alp CMi	0.40000	6500.0	89	23508	No
110	GOM_NL__2PRFIN20060829_095231_000000492050_00408_23508_1646.N1	29-AUG-2006 09:52:31	Dark	49.000	1	9Alp CMa	-1.4400	11000.	98	23508	No
111	GOM_NL__2PRFIN20060829_095352_000000392050_00408_23508_1647.N1	29-AUG-2006 09:53:52	Dark	39.000	179	24Omi2CMa	3.0320	24000.	78	23508	No
112	GOM_NL__2PRFIN20060829_095520_000000432050_00408_23508_1648.N1	29-AUG-2006 09:55:20	Dark	42.500	23	21Eps CMa	1.5020	26000.	85	23508	No
113	GOM_NL__2PRFIN20060829_095700_000000462050_00408_23508_1649.N1	29-AUG-2006 09:57:00	Dark	46.000	117	Pi Pup	2.7060	3800.0	92	23508	No
114	GOM_NL__2PRFIN20060829_100208_000000482050_00408_23508_1650.N1	29-AUG-2006 10:02:08	Dark	47.500	2	Alp Car	-0.73600	7000.0	95	23508	No
115	GOM_NL__2PRFIN20060829_101336_000000462050_00409_23509_1632.N1	29-AUG-2006 10:13:36	Dark	45.500	9	Alp Eri	0.45300	24000.	91	23509	No
116	GOM_NL__2PRFIN20060829_102151_000000422050_00409_23509_1633.N1	29-AUG-2006 10:21:51	Straylight	41.500	31	Alp Gru	1.7340	15200.	83	23509	No
117	GOM_NL__2PRFIN20060829_102554_000000492050_00409_23509_1634.N1	29-AUG-2006 10:25:54	Straylight	48.500	18	24Alp PsA	1.1660	9700.0	97	23509	No
118	GOM_NL__2PRFIN20060829_103050_000000452050_00409_23509_1635.N1	29-AUG-2006 10:30:50	Bright	44.500	142	49Del Cap	2.8500	8900.0	89	23509	No
119	GOM_NL__2PRFIN20060829_103401_000000392050_00409_23509_1636.N1	29-AUG-2006 10:34:01	Bright	39.000	154	22Bet Aqr	2.8990	5700.0	78	23509	No
120	GOM_NL__2PRFIN20060829_103533_000000422050_00409_23509_1637.N1	29-AUG-2006 10:35:33	Bright	41.500	162	34Alp Aqr	2.9440	5350.0	83	23509	No
121	GOM_NL__2PRFIN20060829_103835_000000392050_00409_23509_1638.N1	29-AUG-2006 10:38:35	Bright	39.000	61	8Eps Peg	2.1000	3900.0	78	23509	No
122	GOM_NL__2PRFIN20060829_104523_000000372050_00409_23509_1639.N1	29-AUG-2006 10:45:23	Bright	37.000	92	53Eps Cyg	2.5000	4500.0	74	23509	No
123	GOM_NL__2PRFIN20060829_104713_000000372050_00409_23509_1640.N1	29-AUG-2006 10:47:13	Bright	37.000	66	37Gam Cyg	2.2080	5900.0	74	23509	No
124	GOM_NL__2PRFIN20060829_104834_000000372050_00409_23509_1641.N1	29-AUG-2006 10:48:34	Bright	36.500	19	50Alp Cyg	1.2460	10500.	73	23509	No
125	GOM_NL__2PRFIN20060829_105336_000000352050_00409_23509_1642.N1	29-AUG-2006 10:53:36	Bright	35.000	89	5Alp Cep	2.4510	8000.0	70	23509	No
126	GOM_NL__2PRFIN20060829_110112_000000362050_00409_23509_1643.N1	29-AUG-2006 11:01:12	Bright	35.500	49	1Alp UMi	1.9900	6300.0	71	23509	No
127	GOM_NL__2PRFIN20060829_111804_000000352050_00409_23509_1644.N1	29-AUG-2006 11:18:04	Bright	35.000	24	66Alp Gem	1.5800	10200.	70	23509	No
128	GOM_NL__2PRFIN20060829_112540_000000522050_00409_23509_1645.N1	29-AUG-2006 11:25:40	Twilight	51.500	8	10Alp CMi	0.40000	6500.0	103	23509	No
129	GOM_NL__2PRFIN20060829_113307_000000482050_00409_23509_1646.N1	29-AUG-2006 11:33:07	Dark	47.500	1	9Alp CMa	-1.4400	11000.	95	23509	No
130	GOM_NL__2PRFIN20060829_113429_000000402050_00409_23509_1647.N1	29-AUG-2006 11:34:29	Dark	40.000	179	24Omi2CMa	3.0320	24000.	80	23509	No
131	GOM_NL__2PRFIN20060829_113557_000000432050_00409_23509_1648.N1	29-AUG-2006 11:35:57	Dark	42.500	23	21Eps CMa	1.5020	26000.	85	23509	No
132	GOM_NL__2PRFIN20060829_113737_000000432050_00409_23509_1649.N1	29-AUG-2006 11:37:37	Dark	42.500	117	Pi Pup	2.7060	3800.0	85	23509	No
133	GOM_NL__2PRFIN20060829_114244_000000492050_00409_23509_1650.N1	29-AUG-2006 11:42:44	Dark	48.500	2	Alp Car	-0.73600	7000.0	97	23509	No
134	GOM_NL__2PRFIN20060829_115413_000000452050_00410_23510_1632.N1	29-AUG-2006 11:54:13	Dark	44.500	9	Alp Eri	0.45300	24000.	89	23510	No
135	GOM_NL__2PRFIN20060829_120227_000000412050_00410_23510_1633.N1	29-AUG-2006 12:02:27	Straylight	40.500	31	Alp Gru	1.7340	15200.	81	23510	No
136	GOM_NL__2PRFIN20060829_120631_000000482050_00410_23510_1634.N1	29-AUG-2006 12:06:31	Straylight	47.500	18	24Alp PsA	1.1660	9700.0	95	23510	No
137	GOM_NL__2PRFIN20060829_121127_000000412050_00410_23510_1635.N1	29-AUG-2006 12:11:27	Bright	40.500	142	49Del Cap	2.8500	8900.0	81	23510	No
138	GOM_NL__2PRFIN20060829_121437_000000392050_00410_23510_1636.N1	29-AUG-2006 12:14:37	Bright	38.500	154	22Bet Aqr	2.8990	5700.0	77	23510	No
139	GOM_NL__2PRFIN20060829_121609_000000412050_00410_23510_1637.N1	29-AUG-2006 12:16:09	Bright	41.000	162	34Alp Aqr	2.9440	5350.0	82	23510	No
140	GOM_NL__2PRFIN20060829_121910_000000382050_00410_23510_1638.N1	29-AUG-2006 12:19:10	Bright	37.500	61	8Eps Peg	2.1000	3900.0	75	23510	No
141	GOM_NL__2PRFIN20060829_122559_000000352050_00410_23510_1639.N1	29-AUG-2006 12:25:59	Bright	34.500	92	53Eps Cyg	2.5000	4500.0	69	23510	No
142	GOM_NL__2PRFIN20060829_122749_000000342050_00410_23510_1640.N1	29-AUG-2006 12:27:49	Bright	33.500	66	37Gam Cyg	2.2080	5900.0	67	23510	No
143	GOM_NL__2PRFIN20060829_122910_000000372050_00410_23510_1641.N1	29-AUG-2006 12:29:10	Bright	37.000	19	50Alp Cyg	1.2460	10500.	74	23510	No
144	GOM_NL__2PRFIN20060829_123412_000000362050_00410_23510_1642.N1	29-AUG-2006 12:34:12	Bright	35.500	89	5Alp Cep	2.4510	8000.0	71	23510	No
145	GOM_NL__2PRFIN20060829_124147_000000362050_00410_23510_1643.N1	29-AUG-2006 12:41:47	Bright	35.500	49	1Alp UMi	1.9900	6300.0	71	23510	No
146	GOM_NL__2PRFIN20060829_125840_000000372050_00410_23510_1644.N1	29-AUG-2006 12:58:40	Bright	36.500	24	66Alp Gem	1.5800	10200.	73	23510	No
147	GOM_NL__2PRFIN20060829_130616_000000432050_00410_23510_1645.N1	29-AUG-2006 13:06:16	Twilight	42.500	8	10Alp CMi	0.40000	6500.0	85	23510	No
148	GOM_NL__2PRFIN20060829_131344_000000572050_00410_23510_1646.N1	29-AUG-2006 13:13:44	Dark	57.000	1	9Alp CMa	-1.4400	11000.	114	23510	No
149	GOM_NL__2PRFIN20060829_131505_000000402050_00410_23510_1647.N1	29-AUG-2006 13:15:05	Dark	39.500	179	24Omi2CMa	3.0320	24000.	79	23510	No
150	GOM_NL__2PRFIN20060829_131633_000000432050_00410_23510_1648.N1	29-AUG-2006 13:16:33	Dark	43.000	23	21Eps CMa	1.5020	26000.	86	23510	No
151	GOM_NL__2PRFIN20060829_131813_000000392050_00410_23510_1649.N1	29-AUG-2006 13:18:13	Dark	38.500	117	Pi Pup	2.7060	3800.0	77	23510	No
152	GOM_NL__2PRFIN20060829_132320_000000532050_00410_23510_1650.N1	29-AUG-2006 13:23:20	Dark	53.000	2	Alp Car	-0.73600	7000.0	106	23510	No
153	GOM_NL__2PRFIN20060829_133449_000000452050_00411_23511_1632.N1	29-AUG-2006 13:34:49	Dark	45.000	9	Alp Eri	0.45300	24000.	90	23511	No
154	GOM_NL__2PRFIN20060829_134303_000000382050_00411_23511_1633.N1	29-AUG-2006 13:43:03	Straylight	38.000	31	Alp Gru	1.7340	15200.	76	23511	No
155	GOM_NL__2PRFIN20060829_134707_000000482050_00411_23511_1634.N1	29-AUG-2006 13:47:07	Straylight	48.000	18	24Alp PsA	1.1660	9700.0	96	23511	No
156	GOM_NL__2PRFIN20060829_135203_000000542050_00411_23511_1635.N1	29-AUG-2006 13:52:03	Bright	54.000	142	49Del Cap	2.8500	8900.0	108	23511	No
157	GOM_NL__2PRFIN20060829_135513_000000392050_00411_23511_1636.N1	29-AUG-2006 13:55:13	Bright	38.500	154	22Bet Aqr	2.8990	5700.0	77	23511	No
158	GOM_NL__2PRFIN20060829_135645_000000412050_00411_23511_1637.N1	29-AUG-2006 13:56:45	Bright	41.000	162	34Alp Aqr	2.9440	5350.0	82	23511	No
159	GOM_NL__2PRFIN20060829_135946_000000382050_00411_23511_1638.N1	29-AUG-2006 13:59:46	Bright	37.500	61	8Eps Peg	2.1000	3900.0	75	23511	No
160	GOM_NL__2PRFIN20060829_140635_000000372050_00411_23511_1639.N1	29-AUG-2006 14:06:35	Bright	37.000	92	53Eps Cyg	2.5000	4500.0	74	23511	No

161	GOM_NL__2PRFIN20060829_140825_000000372050_00411_23511_1640.N1	29-AUG-2006 14:08:25	Bright	36.500	66	37Gam Cyg	2.2080	5900.0	73	23511	No
162	GOM_NL__2PRFIN20060829_140946_000000342050_00411_23511_1641.N1	29-AUG-2006 14:09:46	Bright	34.000	19	50Alp Cyg	1.2460	10500.	68	23511	No
163	GOM_NL__2PRFIN20060829_141448_000000362050_00411_23511_1642.N1	29-AUG-2006 14:14:48	Bright	36.000	89	5Alp Cep	2.4510	8000.0	72	23511	No
164	GOM_NL__2PRFIN20060829_142223_000000342050_00411_23511_1643.N1	29-AUG-2006 14:22:23	Bright	33.500	49	1Alp UMi	1.9900	6300.0	67	23511	No
165	GOM_NL__2PRFIN20060829_143916_000000382050_00411_23511_1644.N1	29-AUG-2006 14:39:16	Bright	38.000	24	66Alp Gem	1.5800	10200.	76	23511	No
166	GOM_NL__2PRFIN20060829_144652_000000462050_00411_23511_1645.N1	29-AUG-2006 14:46:52	Twilight	45.500	8	10Alp CMI	0.40000	6500.0	91	23511	No
167	GOM_NL__2PRFIN20060829_145420_000000472050_00411_23511_1646.N1	29-AUG-2006 14:54:20	Dark	46.500	1	9Alp CMa	-1.4400	11000.	93	23511	No
168	GOM_NL__2PRFIN20060829_145541_000000412050_00411_23511_1647.N1	29-AUG-2006 14:55:41	Dark	40.500	179	24Omi2CMa	3.0320	24000.	81	23511	No
169	GOM_NL__2PRFIN20060829_145709_000000442050_00411_23511_1648.N1	29-AUG-2006 14:57:09	Dark	43.500	23	21Eps CMa	1.5020	26000.	87	23511	No
170	GOM_NL__2PRFIN20060829_145849_000000452050_00411_23511_1649.N1	29-AUG-2006 14:58:49	Dark	44.500	117	Pi Pup	2.7060	3800.0	89	23511	No
171	GOM_NL__2PRFIN20060829_150357_000000522050_00411_23511_1650.N1	29-AUG-2006 15:03:57	Dark	52.000	2	Alp Car	-0.73600	7000.0	104	23511	No
172	GOM_NL__2PRFIN20060829_151526_000000442050_00412_23512_1632.N1	29-AUG-2006 15:15:26	Dark	43.500	9	Alp Eri	0.45300	24000.	87	23512	No
173	GOM_NL__2PRFIN20060829_152339_000000382050_00412_23512_1633.N1	29-AUG-2006 15:23:39	Straylight	37.500	31	Alp Gru	1.7340	15200.	75	23512	No
174	GOM_NL__2PRFIN20060829_152743_000000482050_00412_23512_1634.N1	29-AUG-2006 15:27:43	Straylight	47.500	18	24Alp PsA	1.1660	9700.0	95	23512	No
175	GOM_NL__2PRFIN20060829_153239_000000502050_00412_23512_1635.N1	29-AUG-2006 15:32:39	Bright	50.000	142	49Del Cap	2.8500	8900.0	100	23512	No
176	GOM_NL__2PRFIN20060829_153549_000000392050_00412_23512_1636.N1	29-AUG-2006 15:35:49	Bright	39.000	154	22Bet Aqr	2.8990	5700.0	78	23512	No
177	GOM_NL__2PRFIN20060829_153721_000000422050_00412_23512_1637.N1	29-AUG-2006 15:37:21	Bright	41.500	162	34Alp Aqr	2.9440	5350.0	83	23512	No
178	GOM_NL__2PRFIN20060829_154022_000000412050_00412_23512_1638.N1	29-AUG-2006 15:40:22	Bright	40.500	61	8Eps Peg	2.1000	3900.0	81	23512	No
179	GOM_NL__2PRFIN20060829_154711_000000382050_00412_23512_1639.N1	29-AUG-2006 15:47:11	Bright	38.000	92	53Eps Cyg	2.5000	4500.0	76	23512	No
180	GOM_NL__2PRFIN20060829_154901_000000372050_00412_23512_1640.N1	29-AUG-2006 15:49:01	Bright	36.500	66	37Gam Cyg	2.2080	5900.0	73	23512	No
181	GOM_NL__2PRFIN20060829_155022_000000372050_00412_23512_1641.N1	29-AUG-2006 15:50:22	Bright	36.500	19	50Alp Cyg	1.2460	10500.	73	23512	No
182	GOM_NL__2PRFIN20060829_155524_000000432050_00412_23512_1642.N1	29-AUG-2006 15:55:24	Bright	42.500	89	5Alp Cep	2.4510	8000.0	85	23512	No
183	GOM_NL__2PRFIN20060829_160259_000000362050_00412_23512_1643.N1	29-AUG-2006 16:02:59	Bright	35.500	49	1Alp UMi	1.9900	6300.0	71	23512	No
184	GOM_NL__2PRFIN20060829_161952_000000382050_00412_23512_1644.N1	29-AUG-2006 16:19:52	Bright	38.000	24	66Alp Gem	1.5800	10200.	76	23512	No
185	GOM_NL__2PRFIN20060829_162728_000000432050_00412_23512_1645.N1	29-AUG-2006 16:27:28	Twilight	42.500	8	10Alp CMI	0.40000	6500.0	85	23512	No
186	GOM_NL__2PRFIN20060829_163457_000000482050_00412_23512_1646.N1	29-AUG-2006 16:34:57	Dark	47.500	1	9Alp CMa	-1.4400	11000.	95	23512	No
187	GOM_NL__2PRFIN20060829_163618_000000402050_00412_23512_1647.N1	29-AUG-2006 16:36:18	Dark	40.000	179	24Omi2CMa	3.0320	24000.	80	23512	No
188	GOM_NL__2PRFIN20060829_163746_000000422050_00412_23512_1648.N1	29-AUG-2006 16:37:46	Dark	41.500	23	21Eps CMa	1.5020	26000.	83	23512	No
189	GOM_NL__2PRFIN20060829_163925_000000432050_00412_23512_1649.N1	29-AUG-2006 16:39:25	Dark	43.000	117	Pi Pup	2.7060	3800.0	86	23512	No
190	GOM_NL__2PRFIN20060829_164433_000000532050_00412_23512_1650.N1	29-AUG-2006 16:44:33	Dark	53.000	2	Alp Car	-0.73600	7000.0	106	23512	No
191	GOM_NL__2PRFIN20060829_165602_000000452050_00413_23513_1632.N1	29-AUG-2006 16:56:02	Dark	44.500	9	Alp Eri	0.45300	24000.	89	23513	No
192	GOM_NL__2PRFIN20060829_170416_000000382050_00413_23513_1633.N1	29-AUG-2006 17:04:16	Straylight	38.000	31	Alp Gru	1.7340	15200.	76	23513	No
193	GOM_NL__2PRFIN20060829_170819_000000512050_00413_23513_1634.N1	29-AUG-2006 17:08:19	Straylight	50.500	18	24Alp PsA	1.1660	9700.0	101	23513	No
194	GOM_NL__2PRFIN20060829_171315_000000442050_00413_23513_1635.N1	29-AUG-2006 17:13:15	Bright	44.000	142	49Del Cap	2.8500	8900.0	88	23513	No
195	GOM_NL__2PRFIN20060829_171625_000000392050_00413_23513_1636.N1	29-AUG-2006 17:16:25	Bright	38.500	154	22Bet Aqr	2.8990	5700.0	77	23513	No
196	GOM_NL__2PRFIN20060829_171757_000000412050_00413_23513_1637.N1	29-AUG-2006 17:17:57	Bright	41.000	162	34Alp Aqr	2.9440	5350.0	82	23513	No
197	GOM_NL__2PRFIN20060829_172058_000000392050_00413_23513_1638.N1	29-AUG-2006 17:20:58	Bright	38.500	61	8Eps Peg	2.1000	3900.0	77	23513	No
198	GOM_NL__2PRFIN20060829_172747_000000372050_00413_23513_1639.N1	29-AUG-2006 17:27:47	Bright	36.500	92	53Eps Cyg	2.5000	4500.0	73	23513	No
199	GOM_NL__2PRFIN20060829_172937_000000372050_00413_23513_1640.N1	29-AUG-2006 17:29:37	Bright	37.000	66	37Gam Cyg	2.2080	5900.0	74	23513	No
200	GOM_NL__2PRFIN20060829_173058_000000382050_00413_23513_1641.N1	29-AUG-2006 17:30:58	Bright	37.500	19	50Alp Cyg	1.2460	10500.	75	23513	No
201	GOM_NL__2PRFIN20060829_173600_000000372050_00413_23513_1642.N1	29-AUG-2006 17:36:00	Bright	37.000	89	5Alp Cep	2.4510	8000.0	74	23513	No
202	GOM_NL__2PRFIN20060829_174335_000000362050_00413_23513_1643.N1	29-AUG-2006 17:43:35	Bright	36.000	49	1Alp UMi	1.9900	6300.0	72	23513	No
203	GOM_NL__2PRFIN20060829_180028_000000372050_00413_23513_1644.N1	29-AUG-2006 18:00:28	Bright	37.000	24	66Alp Gem	1.5800	10200.	74	23513	No
204	GOM_NL__2PRFIN20060829_180805_000000472050_00413_23513_1645.N1	29-AUG-2006 18:08:05	Twilight	47.000	8	10Alp CMI	0.40000	6500.0	94	23513	No
205	GOM_NL__2PRFIN20060829_181533_000000552050_00413_23513_1646.N1	29-AUG-2006 18:15:33	Dark	54.500	1	9Alp CMa	-1.4400	11000.	109	23513	No
206	GOM_NL__2PRFIN20060829_181654_000000402050_00413_23513_1647.N1	29-AUG-2006 18:16:54	Dark	40.000	179	24Omi2CMa	3.0320	24000.	80	23513	No
207	GOM_NL__2PRFIN20060829_181822_000000402050_00413_23513_1648.N1	29-AUG-2006 18:18:22	Dark	40.000	23	21Eps CMa	1.5020	26000.	80	23513	No
208	GOM_NL__2PRFIN20060829_182002_000000402050_00413_23513_1649.N1	29-AUG-2006 18:20:02	Dark	40.000	117	Pi Pup	2.7060	3800.0	80	23513	No
209	GOM_NL__2PRFIN20060829_182510_000000532050_00413_23513_1650.N1	29-AUG-2006 18:25:10	Dark	53.000	2	Alp Car	-0.73600	7000.0	106	23513	No
210	GOM_NL__2PRFIN20060829_183639_000000482050_00414_23514_1632.N1	29-AUG-2006 18:36:39	Dark	48.000	9	Alp Eri	0.45300	24000.	96	23514	No
211	GOM_NL__2PRFIN20060829_184452_000000432050_00414_23514_1633.N1	29-AUG-2006 18:44:52	Straylight	43.000	31	Alp Gru	1.7340	15200.	86	23514	No
212	GOM_NL__2PRFIN20060829_184856_000000502050_00414_23514_1634.N1	29-AUG-2006 18:48:56	Straylight	49.500	18	24Alp PsA	1.1660	9700.0	99	23514	No
213	GOM_NL__2PRFIN20060829_185351_000000542050_00414_23514_1635.N1	29-AUG-2006 18:53:51	Bright	54.000	142	49Del Cap	2.8500	8900.0	108	23514	No
214	GOM_NL__2PRFIN20060829_185701_000000392050_00414_23514_1636.N1	29-AUG-2006 18:57:01	Bright	38.500	154	22Bet Aqr	2.8990	5700.0	77	23514	No
215	GOM_NL__2PRFIN20060829_185833_000000412050_00414_23514_1637.N1	29-AUG-2006 18:58:33	Bright	41.000	162	34Alp Aqr	2.9440	5350.0	82	23514	No
216	GOM_NL__2PRFIN20060829_190134_000000392050_00414_23514_1638.N1	29-AUG-2006 19:01:34	Bright	38.500	61	8Eps Peg	2.1000	3900.0	77	23514	No
217	GOM_NL__2PRFIN20060829_190823_000000352050_00414_23514_1639.N1	29-AUG-2006 19:08:23	Bright	35.000	92	53Eps Cyg	2.5000	4500.0	70	23514	No
218	GOM_NL__2PRFIN20060829_191013_000000372050_00414_23514_1640.N1	29-AUG-2006 19:10:13	Bright	36.500	66	37Gam Cyg	2.2080	5900.0	73	23514	No
219	GOM_NL__2PRFIN20060829_191134_000000372050_00414_23514_1641.N1	29-AUG-2006 19:11:34	Bright	36.500	19	50Alp Cyg	1.2460	10500.	73	23514	No

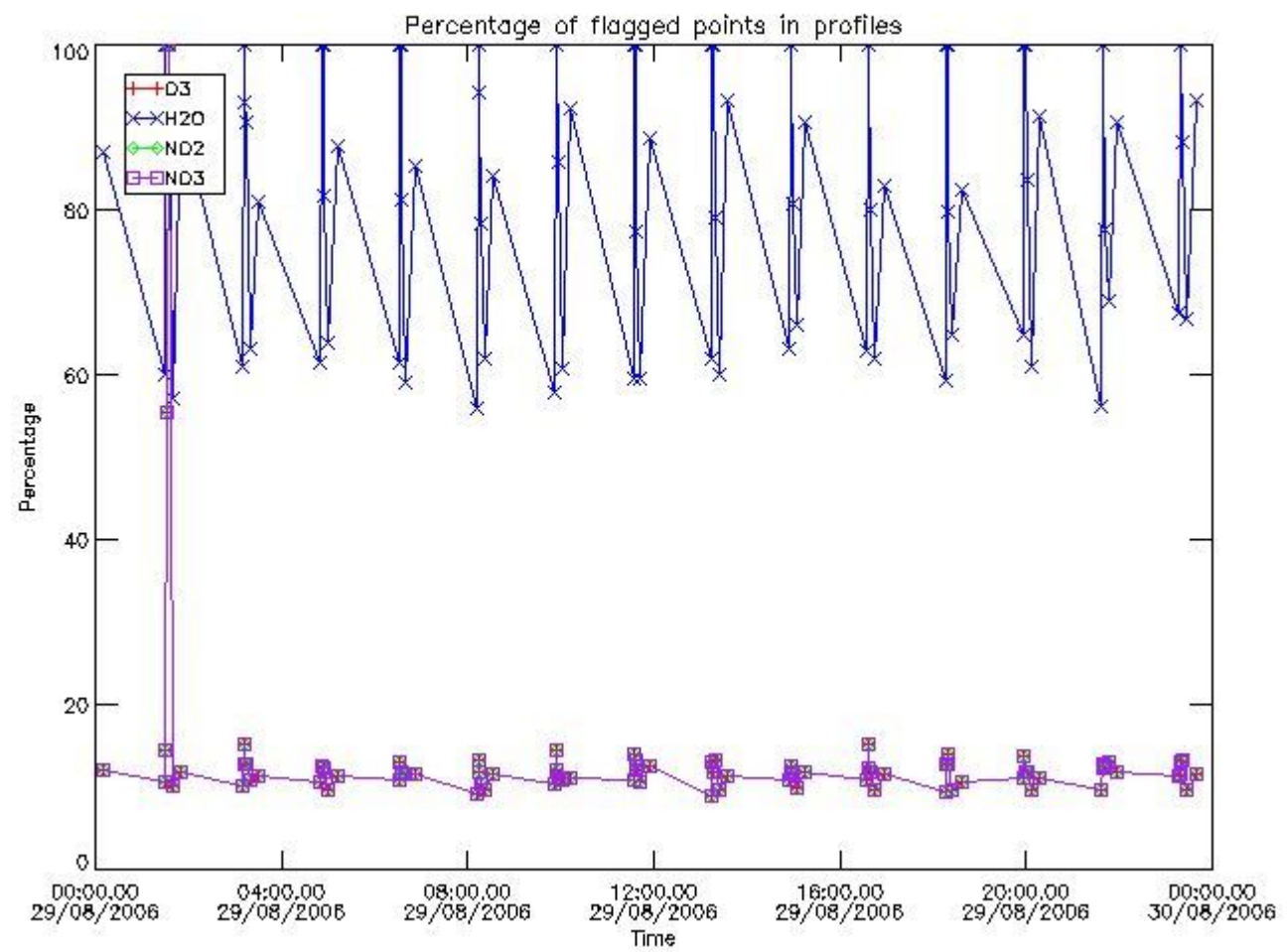


220	GOM_NL__2PRFIN20060829_191636_000000372050_00414_23514_1642.N1	29-AUG-2006 19:16:36	Bright	37.000	89	5Alp Cep	2.4510	8000.0	74	23514	No
221	GOM_NL__2PRFIN20060829_192411_000000362050_00414_23514_1643.N1	29-AUG-2006 19:24:11	Bright	36.000	49	1Alp UMi	1.9900	6300.0	72	23514	No
222	GOM_NL__2PRFIN20060829_194104_000000542050_00414_23514_1644.N1	29-AUG-2006 19:41:04	Bright	54.000	24	66Alp Gem	1.5800	10200.	108	23514	No
223	GOM_NL__2PRFIN20060829_194841_000000502050_00414_23514_1645.N1	29-AUG-2006 19:48:41	Twilight	49.500	8	10Alp CMi	0.40000	6500.0	99	23514	No
224	GOM_NL__2PRFIN20060829_195610_000000462050_00414_23514_1646.N1	29-AUG-2006 19:56:10	Dark	46.000	1	9Alp CMa	-1.4400	11000.	92	23514	No
225	GOM_NL__2PRFIN20060829_195730_000000412050_00414_23514_1647.N1	29-AUG-2006 19:57:30	Dark	40.500	179	24Omi2CMa	3.0320	24000.	81	23514	No
226	GOM_NL__2PRFIN20060829_195859_000000432050_00414_23514_1648.N1	29-AUG-2006 19:58:59	Dark	43.000	23	21Eps CMa	1.5020	26000.	86	23514	No
227	GOM_NL__2PRFIN20060829_200038_000000432050_00414_23514_1649.N1	29-AUG-2006 20:00:38	Dark	43.000	117	Pi Pup	2.7060	3800.0	86	23514	No
228	GOM_NL__2PRFIN20060829_200546_000000532050_00414_23514_1650.N1	29-AUG-2006 20:05:46	Dark	53.000	2	Alp Car	-0.73600	7000.0	106	23514	No
229	GOM_NL__2PRFIN20060829_201716_000000462050_00415_23515_1632.N1	29-AUG-2006 20:17:16	Dark	45.500	9	Alp Eri	0.45300	24000.	91	23515	No
230	GOM_NL__2PRFIN20060829_202528_000000382050_00415_23515_1633.N1	29-AUG-2006 20:25:28	Straylight	38.000	31	Alp Gru	1.7340	15200.	76	23515	No
231	GOM_NL__2PRFIN20060829_202932_000000472050_00415_23515_1634.N1	29-AUG-2006 20:29:32	Straylight	47.000	18	24Alp PsA	1.1660	9700.0	94	23515	No
232	GOM_NL__2PRFIN20060829_203427_000000432050_00415_23515_1635.N1	29-AUG-2006 20:34:27	Bright	42.500	142	49Del Cap	2.8500	8900.0	85	23515	No
233	GOM_NL__2PRFIN20060829_203737_000000392050_00415_23515_1636.N1	29-AUG-2006 20:37:37	Bright	38.500	154	22Bet Aqr	2.8990	5700.0	77	23515	No
234	GOM_NL__2PRFIN20060829_203909_000000412050_00415_23515_1637.N1	29-AUG-2006 20:39:09	Bright	41.000	162	34Alp Aqr	2.9440	5350.0	82	23515	No
235	GOM_NL__2PRFIN20060829_204210_000000392050_00415_23515_1638.N1	29-AUG-2006 20:42:10	Bright	38.500	61	8Eps Peg	2.1000	3900.0	77	23515	No
236	GOM_NL__2PRFIN20060829_204858_000000342050_00415_23515_1639.N1	29-AUG-2006 20:48:58	Bright	33.500	92	53Eps Cyg	2.5000	4500.0	67	23515	No
237	GOM_NL__2PRFIN20060829_205049_000000372050_00415_23515_1640.N1	29-AUG-2006 20:50:49	Bright	36.500	66	37Gam Cyg	2.2080	5900.0	73	23515	No
238	GOM_NL__2PRFIN20060829_205210_000000362050_00415_23515_1641.N1	29-AUG-2006 20:52:10	Bright	36.000	19	50Alp Cyg	1.2460	10500.	72	23515	No
239	GOM_NL__2PRFIN20060829_205711_000000372050_00415_23515_1642.N1	29-AUG-2006 20:57:11	Bright	36.500	89	5Alp Cep	2.4510	8000.0	73	23515	No
240	GOM_NL__2PRFIN20060829_210447_000000362050_00415_23515_1643.N1	29-AUG-2006 21:04:47	Bright	36.000	49	1Alp UMi	1.9900	6300.0	72	23515	No
241	GOM_NL__2PRFIN20060829_212140_000000542050_00415_23515_1644.N1	29-AUG-2006 21:21:40	Bright	54.000	24	66Alp Gem	1.5800	10200.	108	23515	No
242	GOM_NL__2PRFIN20060829_212917_000000532050_00415_23515_1645.N1	29-AUG-2006 21:29:17	Twilight	52.500	8	10Alp CMi	0.40000	6500.0	105	23515	No
243	GOM_NL__2PRFIN20060829_213646_000000532050_00415_23515_1646.N1	29-AUG-2006 21:36:46	Dark	53.000	1	9Alp CMa	-1.4400	11000.	106	23515	No
244	GOM_NL__2PRFIN20060829_213807_000000402050_00415_23515_1647.N1	29-AUG-2006 21:38:07	Dark	40.000	179	24Omi2CMa	3.0320	24000.	80	23515	No
245	GOM_NL__2PRFIN20060829_213935_000000422050_00415_23515_1648.N1	29-AUG-2006 21:39:35	Dark	41.500	23	21Eps CMa	1.5020	26000.	83	23515	No
246	GOM_NL__2PRFIN20060829_214114_000000412050_00415_23515_1649.N1	29-AUG-2006 21:41:14	Dark	40.500	117	Pi Pup	2.7060	3800.0	81	23515	No
247	GOM_NL__2PRFIN20060829_214622_000000392050_00415_23515_1650.N1	29-AUG-2006 21:46:22	Dark	39.000	2	Alp Car	-0.73600	7000.0	78	23515	No
248	GOM_NL__2PRFIN20060829_215752_000000442050_00416_23516_1632.N1	29-AUG-2006 21:57:52	Dark	43.500	9	Alp Eri	0.45300	24000.	87	23516	No
249	GOM_NL__2PRFIN20060829_220604_000000392050_00416_23516_1633.N1	29-AUG-2006 22:06:04	Straylight	38.500	31	Alp Gru	1.7340	15200.	77	23516	No
250	GOM_NL__2PRFIN20060829_221008_000000502050_00416_23516_1634.N1	29-AUG-2006 22:10:08	Straylight	49.500	18	24Alp PsA	1.1660	9700.0	99	23516	No
251	GOM_NL__2PRFIN20060829_221503_000000422050_00416_23516_1635.N1	29-AUG-2006 22:15:03	Bright	42.000	142	49Del Cap	2.8500	8900.0	84	23516	No
252	GOM_NL__2PRFIN20060829_221813_000000392050_00416_23516_1636.N1	29-AUG-2006 22:18:13	Bright	38.500	154	22Bet Aqr	2.8990	5700.0	77	23516	No
253	GOM_NL__2PRFIN20060829_221944_000000412050_00416_23516_1637.N1	29-AUG-2006 22:19:44	Bright	41.000	162	34Alp Aqr	2.9440	5350.0	82	23516	No
254	GOM_NL__2PRFIN20060829_222245_000000382050_00416_23516_1638.N1	29-AUG-2006 22:22:45	Bright	38.000	61	8Eps Peg	2.1000	3900.0	76	23516	No
255	GOM_NL__2PRFIN20060829_222934_000000372050_00416_23516_1639.N1	29-AUG-2006 22:29:34	Bright	36.500	92	53Eps Cyg	2.5000	4500.0	73	23516	No
256	GOM_NL__2PRFIN20060829_223125_000000342050_00416_23516_1640.N1	29-AUG-2006 22:31:25	Bright	33.500	66	37Gam Cyg	2.2080	5900.0	67	23516	No
257	GOM_NL__2PRFIN20060829_223245_000000352050_00416_23516_1641.N1	29-AUG-2006 22:32:45	Bright	35.000	19	50Alp Cyg	1.2460	10500.	70	23516	No
258	GOM_NL__2PRFIN20060829_223747_000000362050_00416_23516_1642.N1	29-AUG-2006 22:37:47	Bright	36.000	89	5Alp Cep	2.4510	8000.0	72	23516	No
259	GOM_NL__2PRFIN20060829_224523_000000352050_00416_23516_1643.N1	29-AUG-2006 22:45:23	Bright	34.500	49	1Alp UMi	1.9900	6300.0	69	23516	No
260	GOM_NL__2PRFIN20060829_230216_000000542050_00416_23516_1644.N1	29-AUG-2006 23:02:16	Bright	54.000	24	66Alp Gem	1.5800	10200.	108	23516	No
261	GOM_NL__2PRFIN20060829_230953_000000512050_00416_23516_1645.N1	29-AUG-2006 23:09:53	Twilight	50.500	8	10Alp CMi	0.40000	6500.0	101	23516	No
262	GOM_NL__2PRFIN20060829_231723_000000452050_00416_23516_1646.N1	29-AUG-2006 23:17:23	Dark	45.000	1	9Alp CMa	-1.4400	11000.	90	23516	No
263	GOM_NL__2PRFIN20060829_231843_000000402050_00416_23516_1647.N1	29-AUG-2006 23:18:43	Dark	39.500	179	24Omi2CMa	3.0320	24000.	79	23516	No
264	GOM_NL__2PRFIN20060829_232011_000000442050_00416_23516_1648.N1	29-AUG-2006 23:20:11	Dark	44.000	23	21Eps CMa	1.5020	26000.	88	23516	No
265	GOM_NL__2PRFIN20060829_232150_000000432050_00416_23516_1649.N1	29-AUG-2006 23:21:50	Dark	42.500	117	Pi Pup	2.7060	3800.0	85	23516	No
266	GOM_NL__2PRFIN20060829_232658_000000532050_00416_23516_1650.N1	29-AUG-2006 23:26:58	Dark	53.000	2	Alp Car	-0.73600	7000.0	106	23516	No
267	GOM_NL__2PRFIN20060829_233828_000000452050_00417_23517_1652.N1	29-AUG-2006 23:38:28	Dark	44.500	9	Alp Eri	0.45300	24000.	89	23517	No
268	GOM_NL__2PRFIN20060829_234640_000000392050_00417_23517_1653.N1	29-AUG-2006 23:46:40	Straylight	38.500	31	Alp Gru	1.7340	15200.	77	23517	No
269	GOM_NL__2PRFIN20060829_235044_000000492050_00417_23517_1654.N1	29-AUG-2006 23:50:44	Straylight	48.500	18	24Alp PsA	1.1660	9700.0	97	23517	No
270	GOM_NL__2PRFIN20060829_235539_000000522050_00417_23517_1655.N1	29-AUG-2006 23:55:39	Bright	51.500	142	49Del Cap	2.8500	8900.0	103	23517	No
271	GOM_NL__2PRFIN20060829_235849_000000392050_00417_23517_1656.N1	29-AUG-2006 23:58:49	Bright	38.500	154	22Bet Aqr	2.8990	5700.0	77	23517	No

### 3. Quality information per product

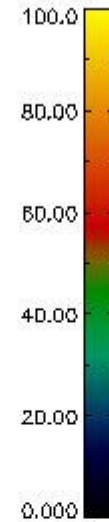
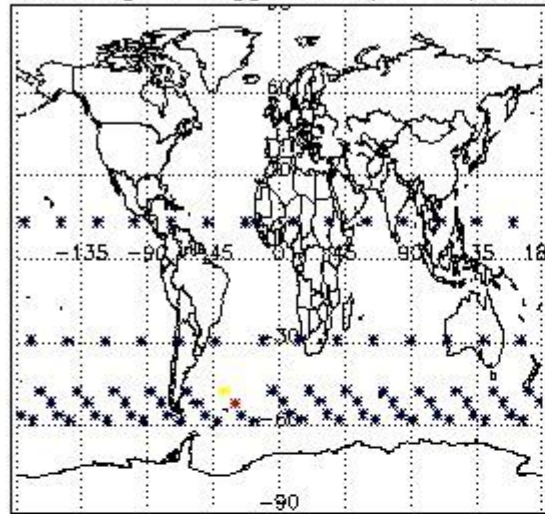
In this section it is plotted some information contained in the Quality Summary data set of the level 2 products. Only products in dark limb conditions and without errors (error flag in the MPH set to "0") are used.

3.1 Plot quality information per product (time dependant)

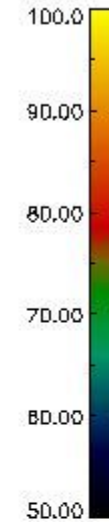
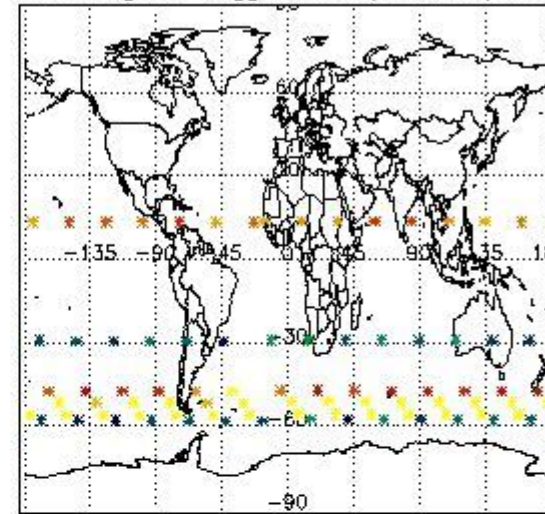


3.2 Plot quality information per product (world map)


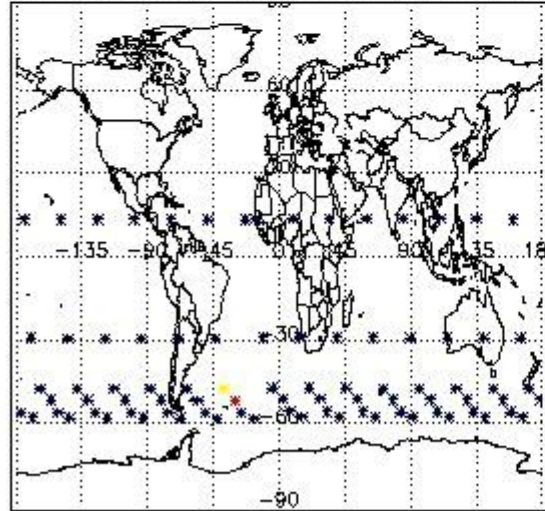
Percentage of flagged data per O3 profile



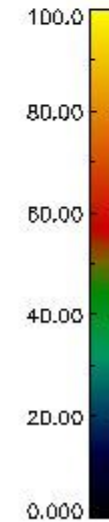
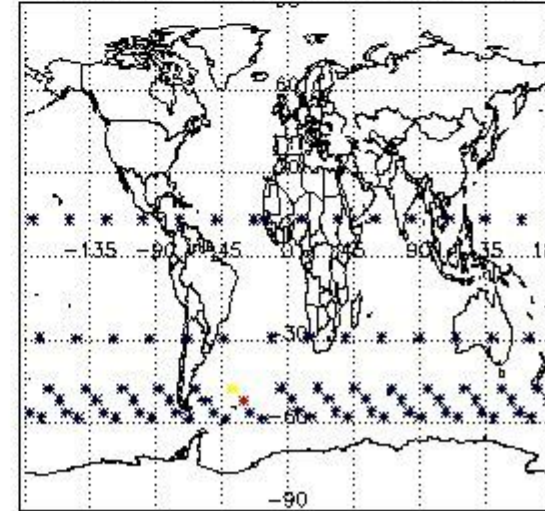
Percentage of flagged data per H2O profile



Percentage of flagged data per NO2 profile



Percentage of flagged data per NO3 profile

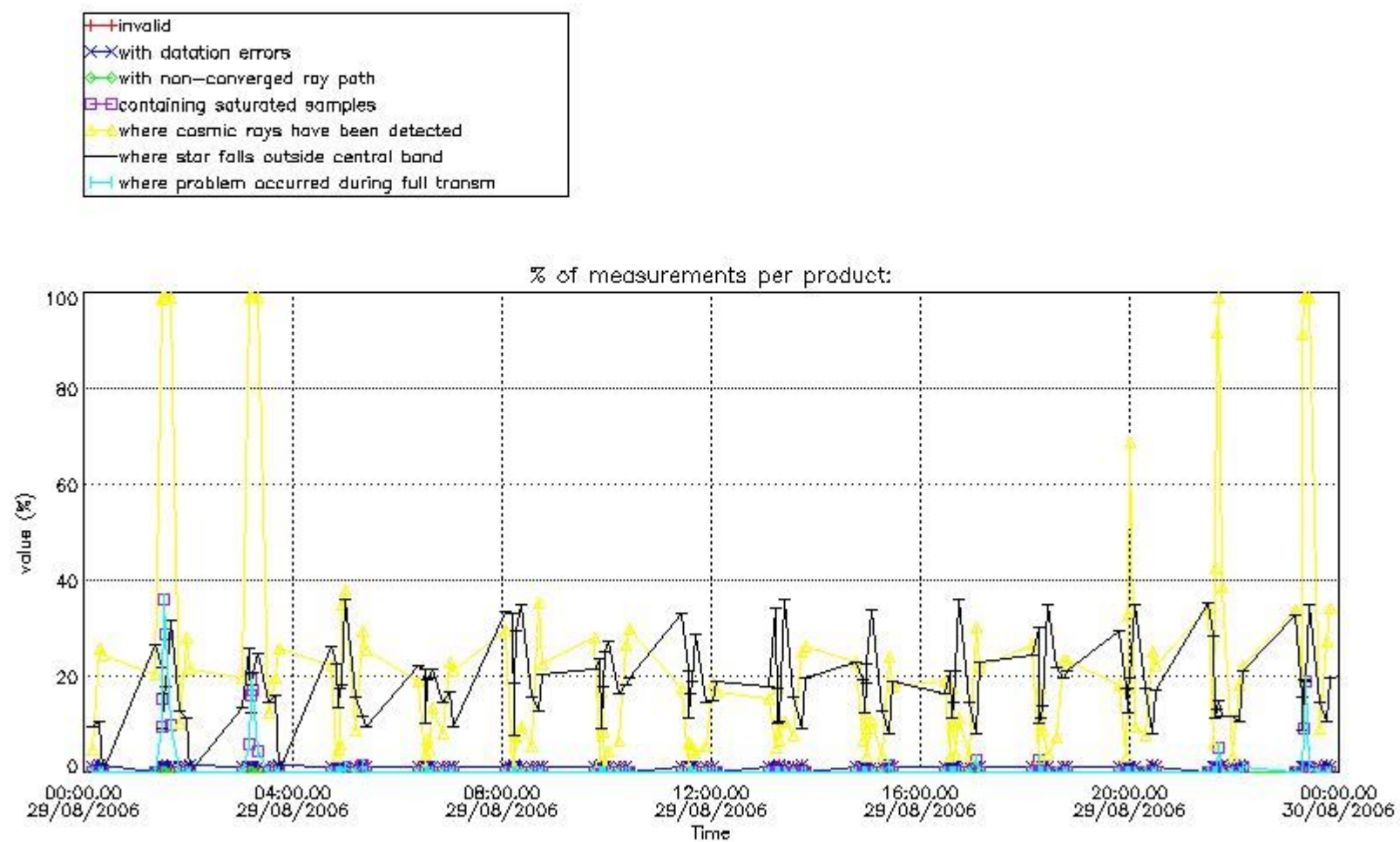


#### 4. Level 1 quality information per product

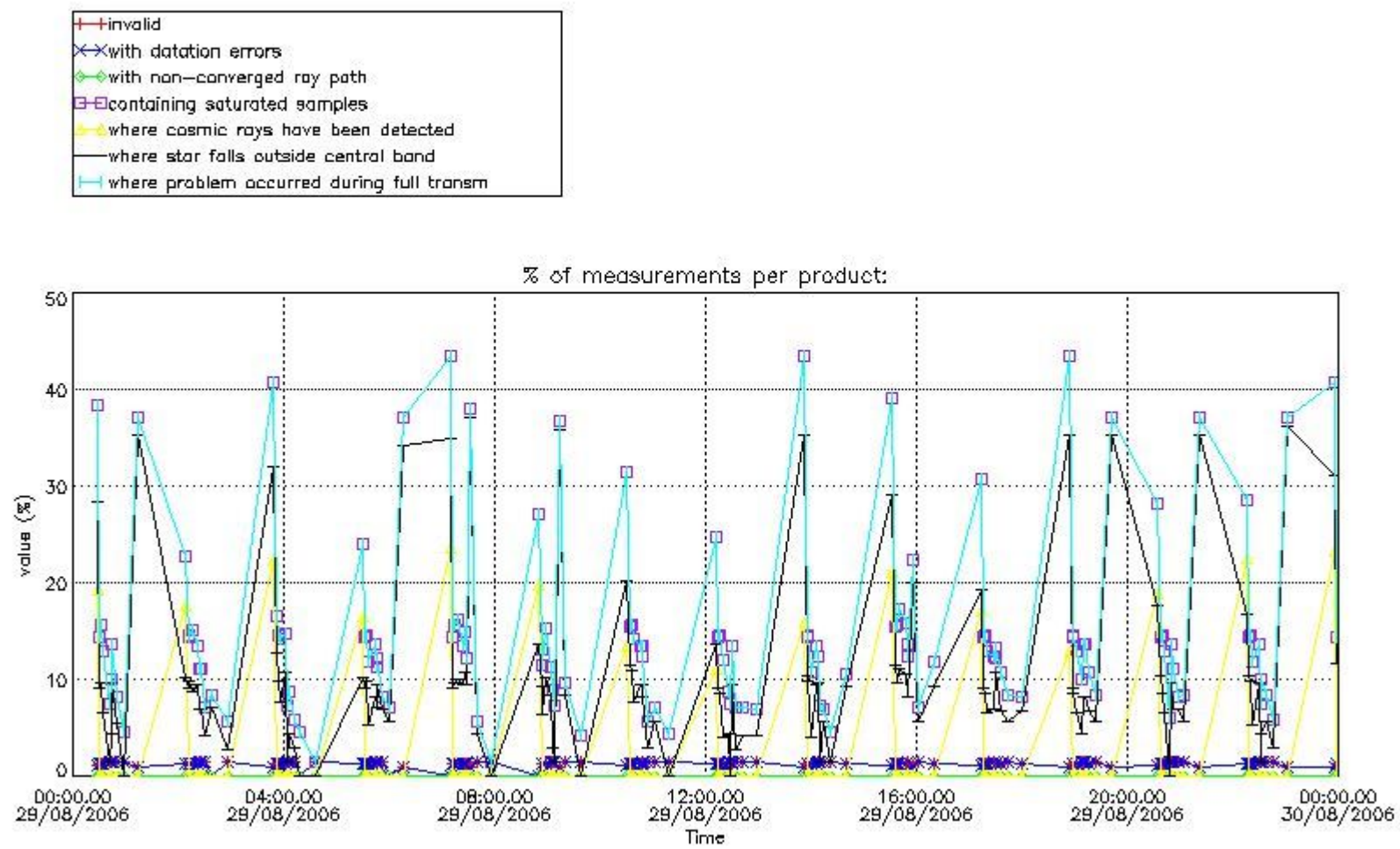
In this section it is plotted some information contained in the Quality Summary data set of the level 2 products that comes from the level 1b processing. Products without errors (error flag in the MPH set to "0") are used.

##### 4.1 Plot quality information per product (time dependant) coming from level 1b processing

###### 4.1.1 Plot level 1 quality information per product (time dependant): ENVISAT ASCENDING passes



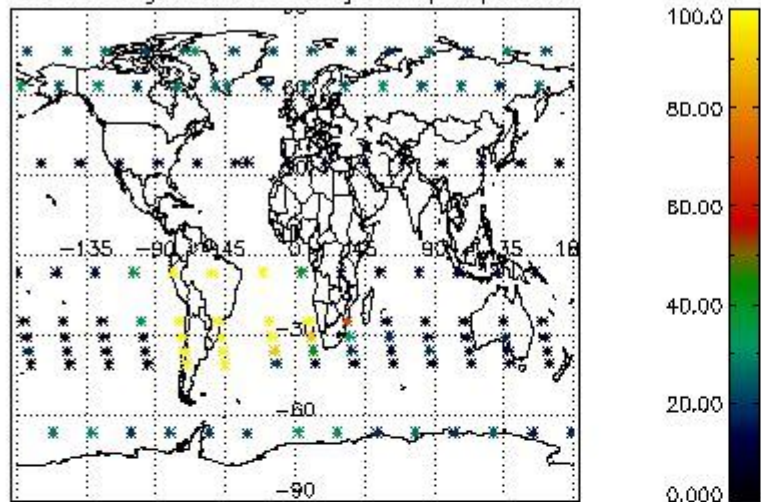
4.1.2 Plot level 1 quality information per product (time dependant): ENVI SAT DESCENDING passes



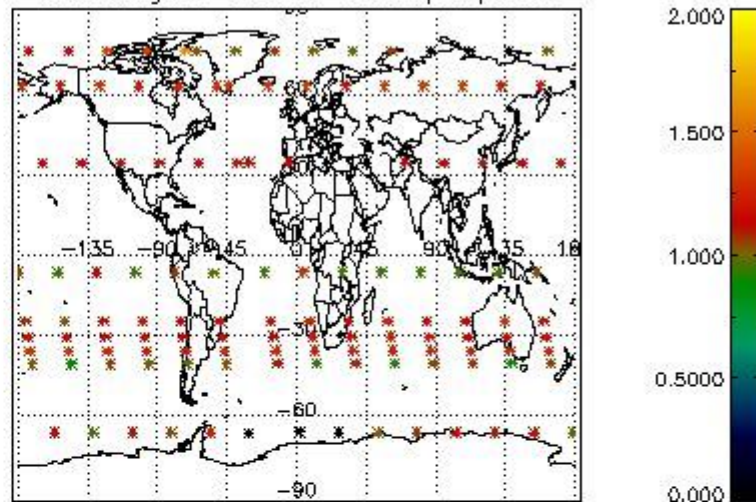
#### 4.2 Plot quality information per product coming from level 1b processing (world map)

##### 4.2.1 Plot level 1 quality information per product (world map): ENVISAT ASCENDING passes

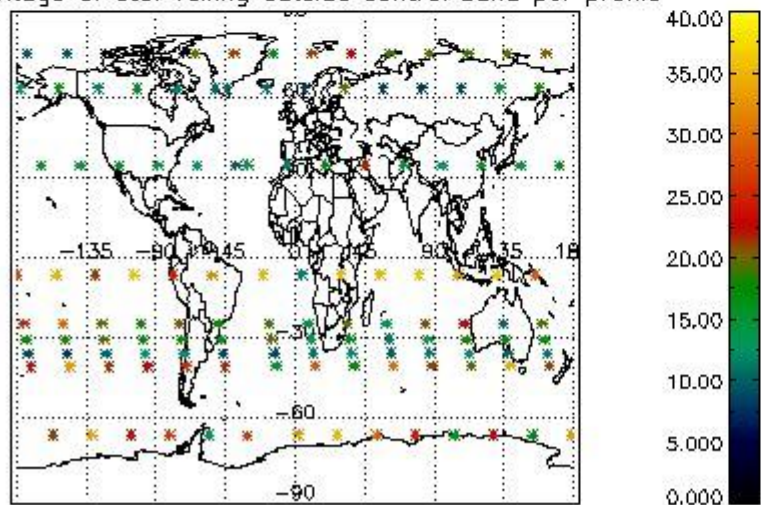
Percentage of cosmic ray hits per profile



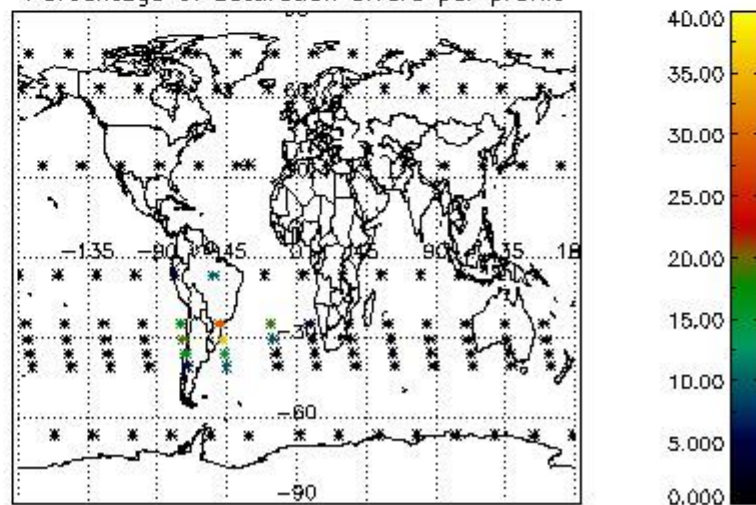
Percentage of datation errors per profile



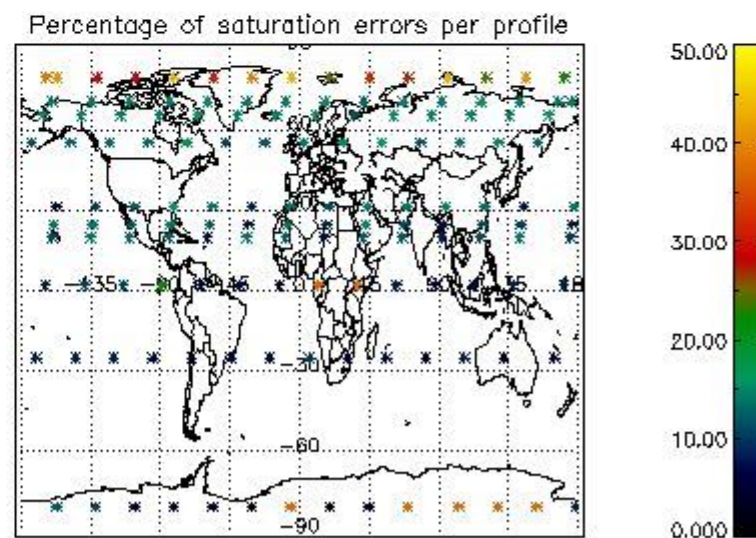
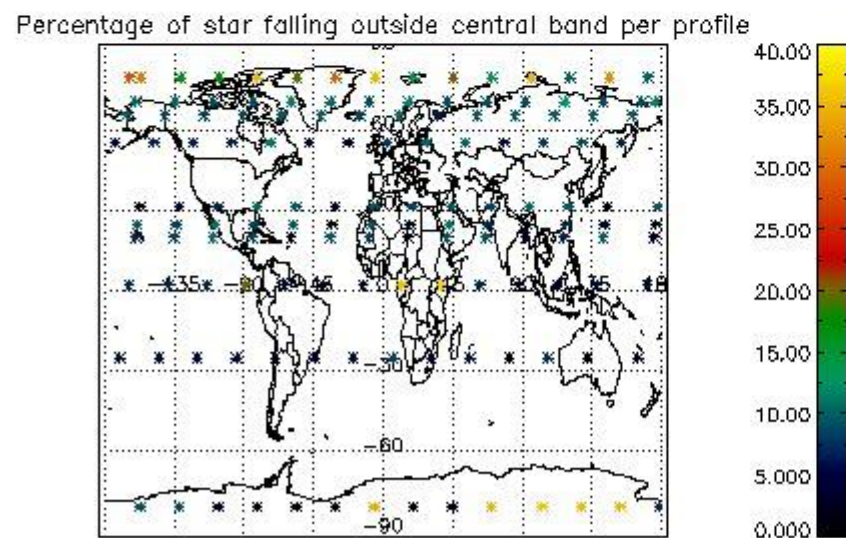
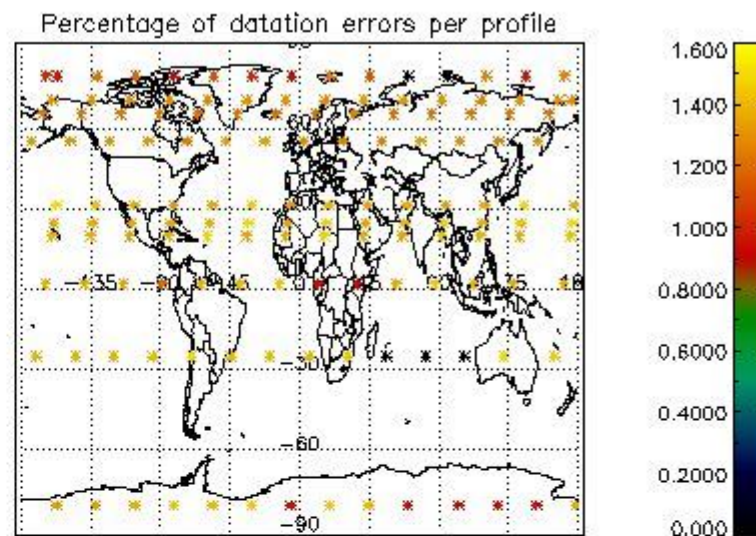
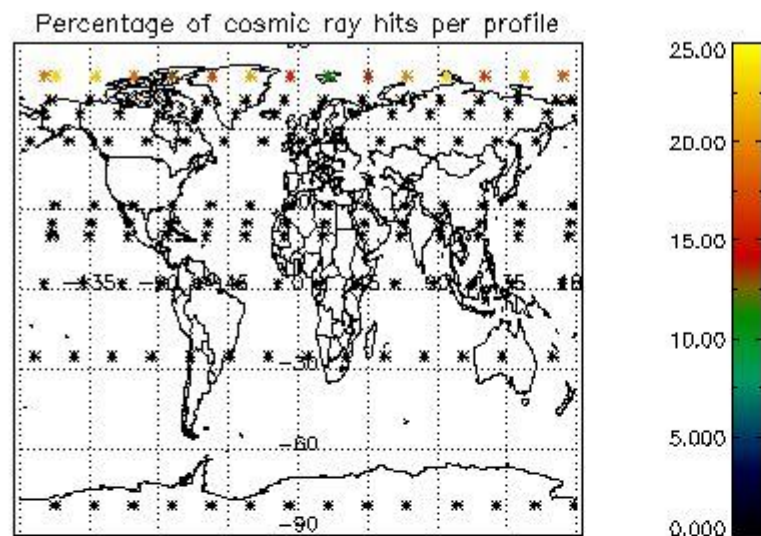
Percentage of star falling outside central band per profile



Percentage of saturation errors per profile



4.2.2 Plot level 1 quality information per product (world map): ENVISAT DESCENDING passes



## 5. Trace gas profiles

### 5.1 Ozone statistics based on quality of products

The final quality of the products can be "measured" using the STD (Standard Deviation) attached to every point profile. This information is written to the parameter GOM\_NL\_\_2P/NL\_LOCAL\_SPECIES\_DENSITY/o3\_std of the level 2 products. The table below shows the statistics for given STD ranges.

The statistics are given with respect to the overall valid production:

- Products without fatal errors: GOM\_NL\_\_2P/MPH/PRODUCT\_ERR=0
- Valid point profile: GOM\_NL\_\_2P/NL\_LOCAL\_SPECIES\_DENSITY/pcd(0)=0

The 'Criteria' is applied to valid points of dark limb products:

- Products in dark limb illumination condition: GOM\_NL\_\_2P/NL\_SUMMARY\_QUALITY/obs\_ill\_cond=0
- Products without fatal errors: GOM\_NL\_\_2P/MPH/PRODUCT\_ERR=0
- Valid point profile: GOM\_NL\_\_2P/NL\_LOCAL\_SPECIES\_DENSITY/pcd(0)=0

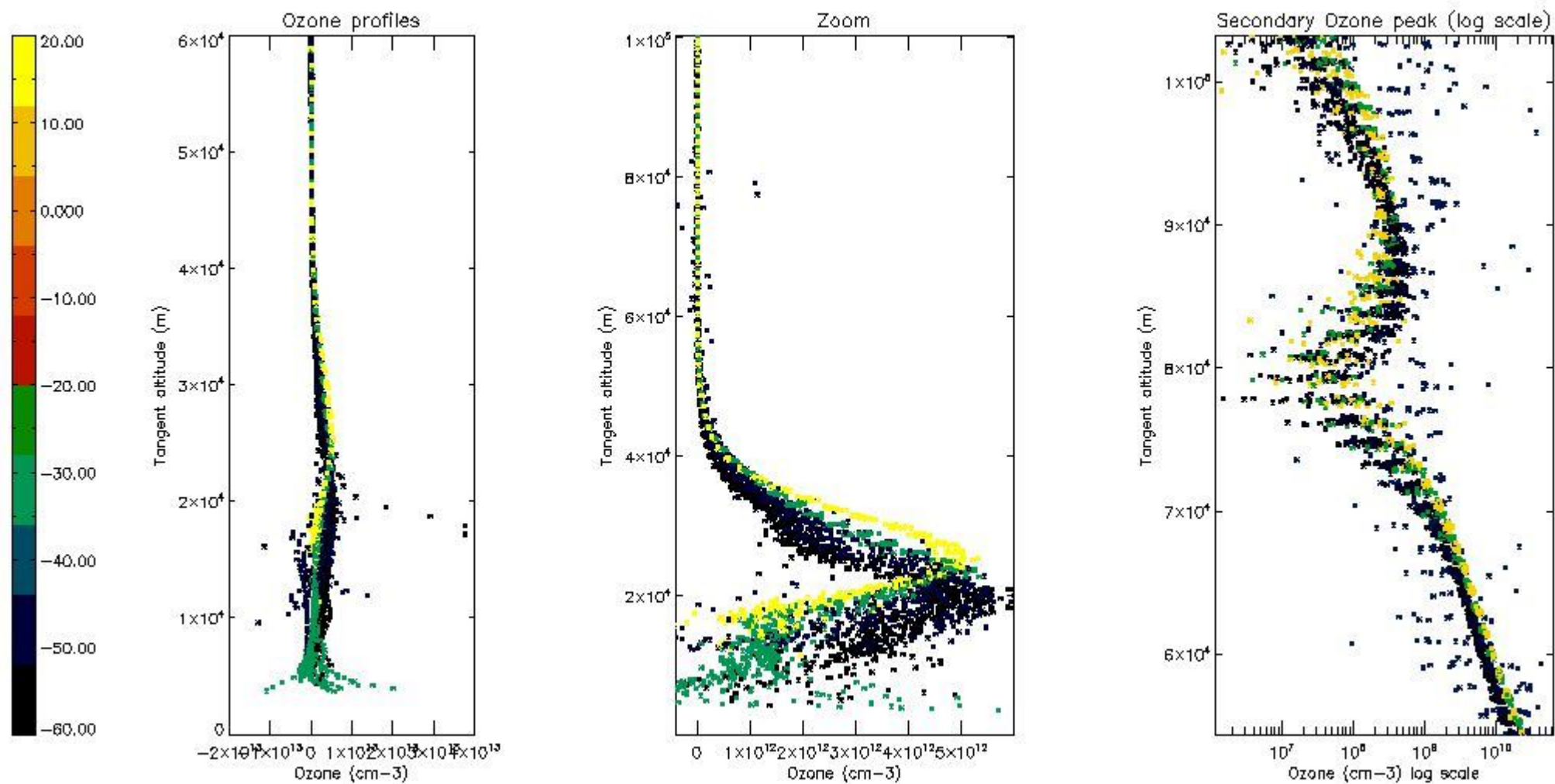
So, the table below shows the percentage of dark limb and valid observations for each criteria with respect to the overall valid daily observations.

Criteria	% of total production
All STD	35
STD < 20	23

STD < 10	19
STD < 5	15

5.2 Plot ozone profiles for all STD (dark without errors)

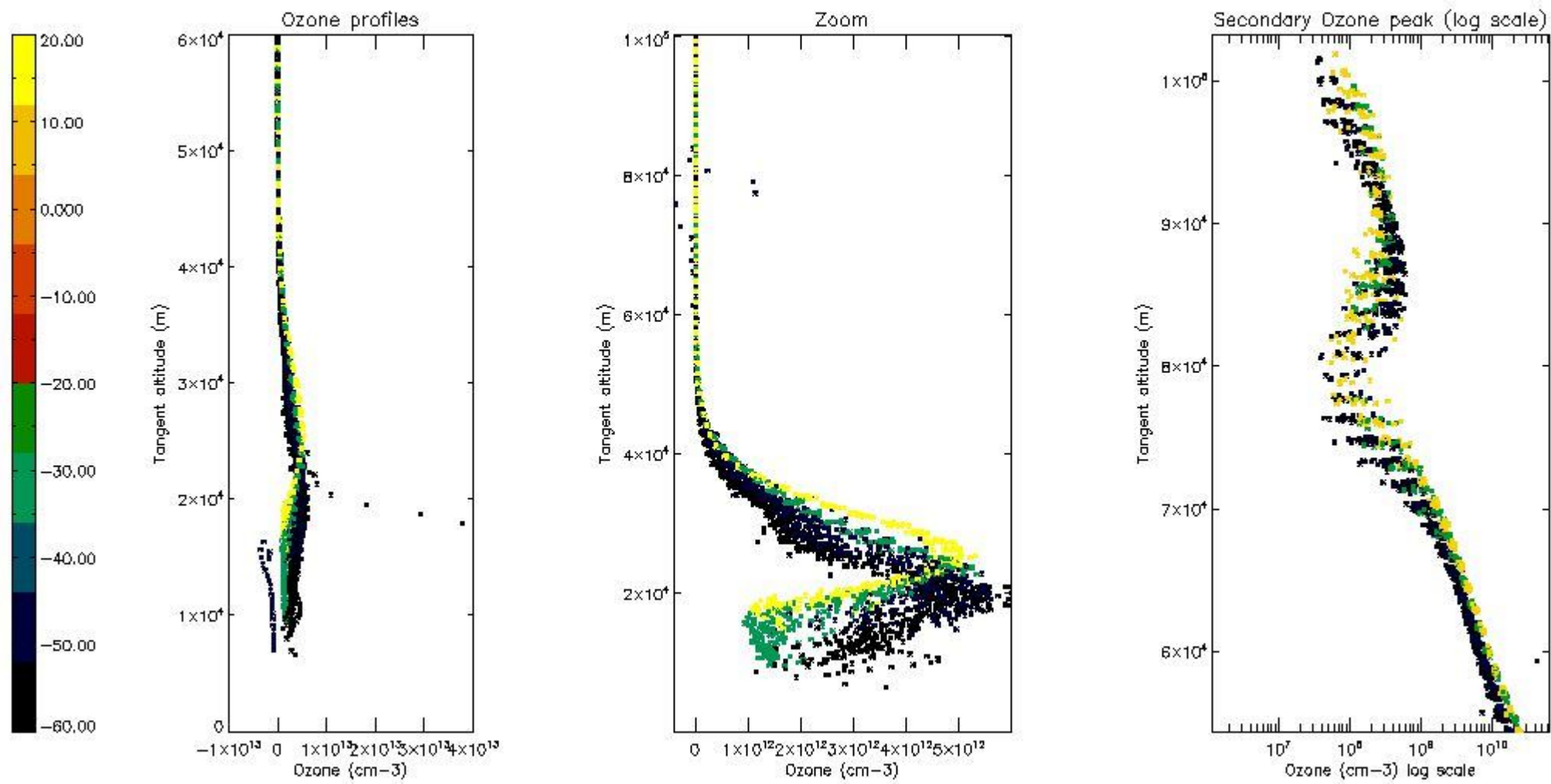
The colorbar represents the latitude.



5.3 Plot ozone profiles where STD < 20% (dark without errors)

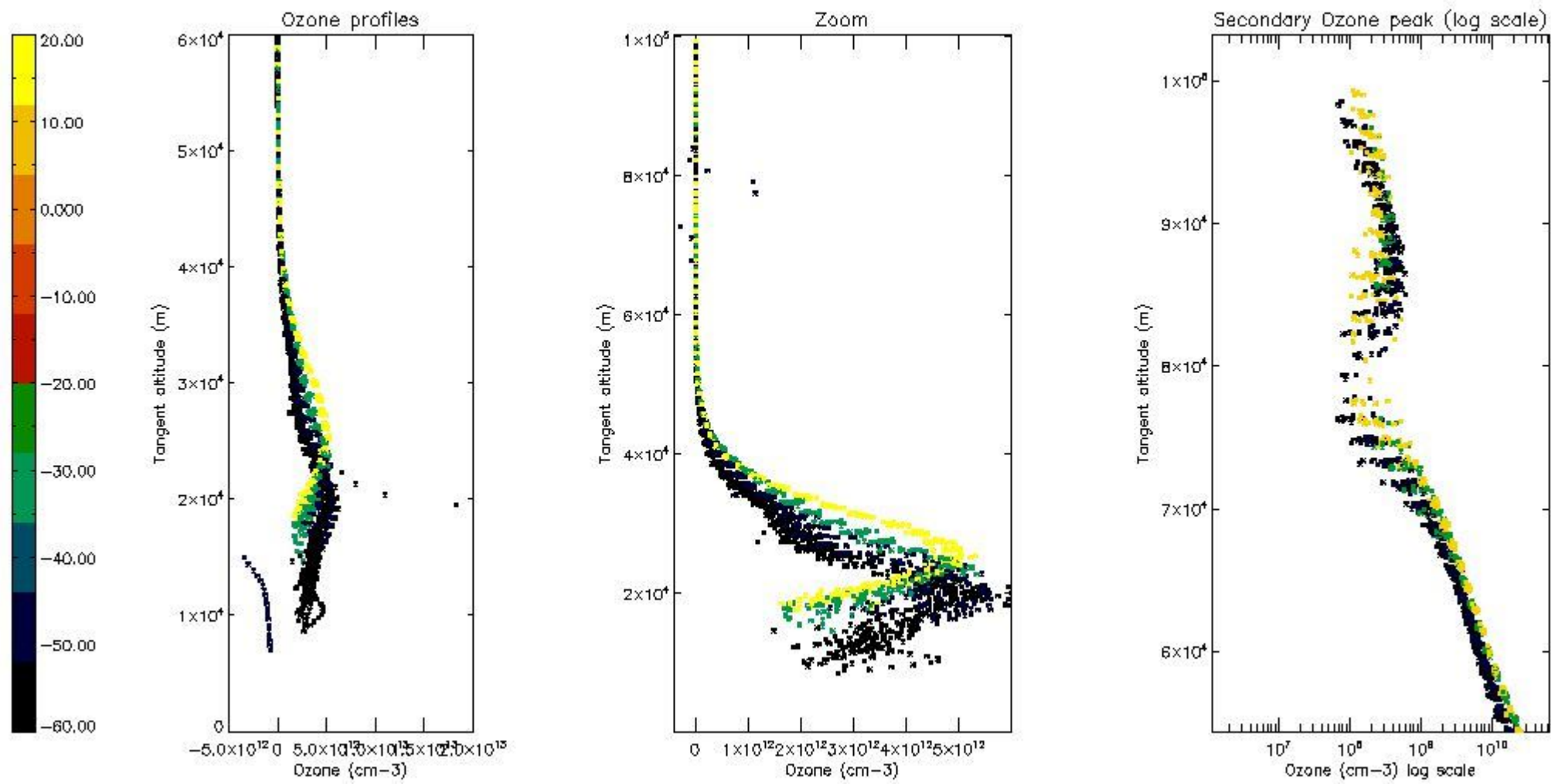
The colorbar represents the latitude.





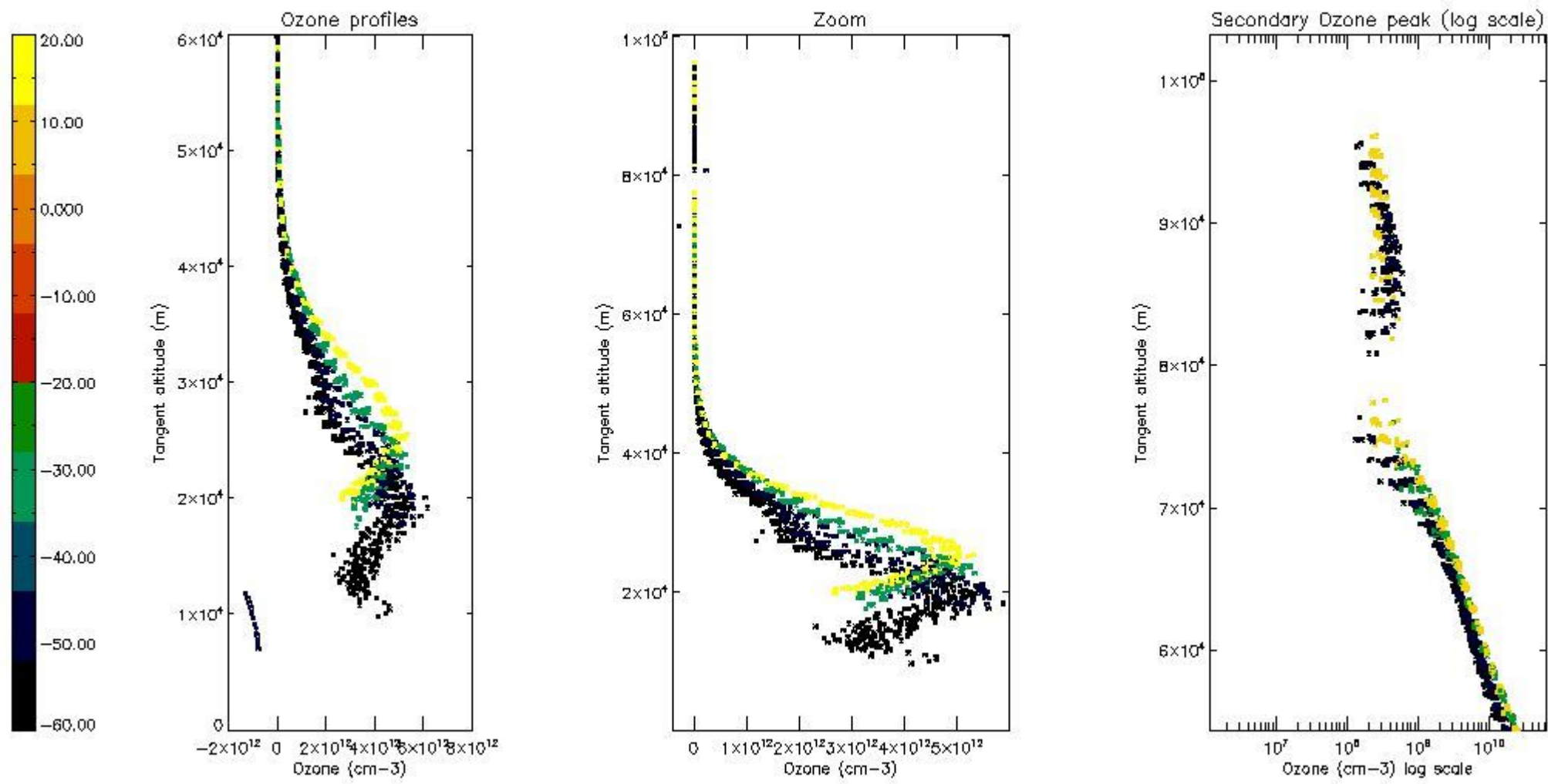
*5.4 Plot ozone profiles where STD < 10% (dark without errors)*

The colorbar represents the latitude.



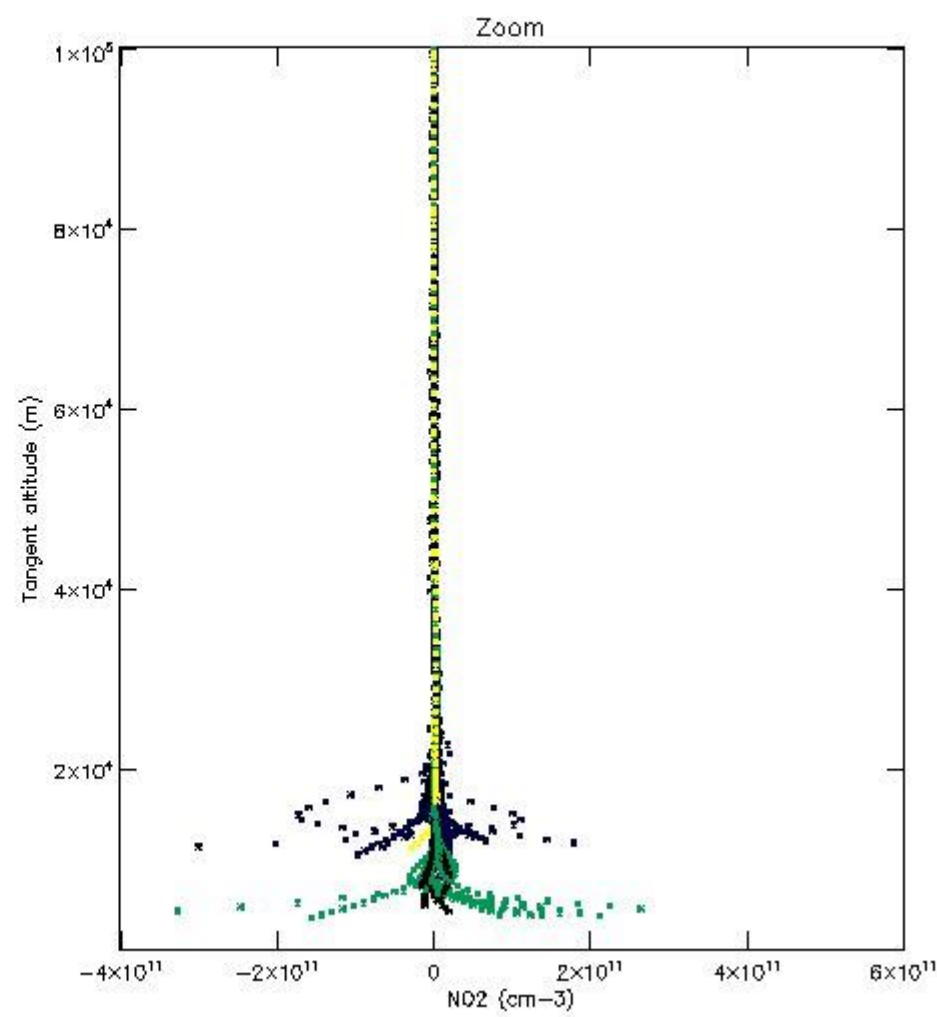
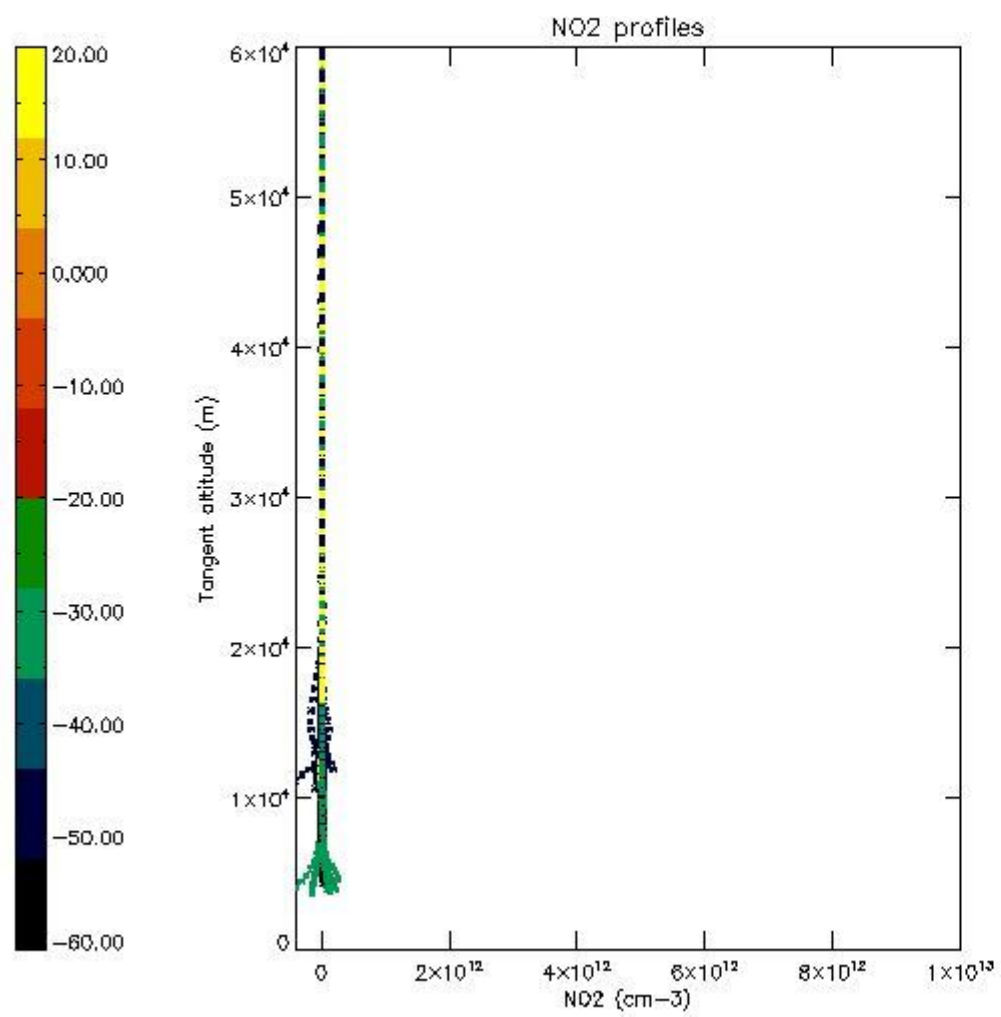
*5.5 Plot ozone profiles where STD < 5% (dark without errors)*

The colorbar represents the latitude.



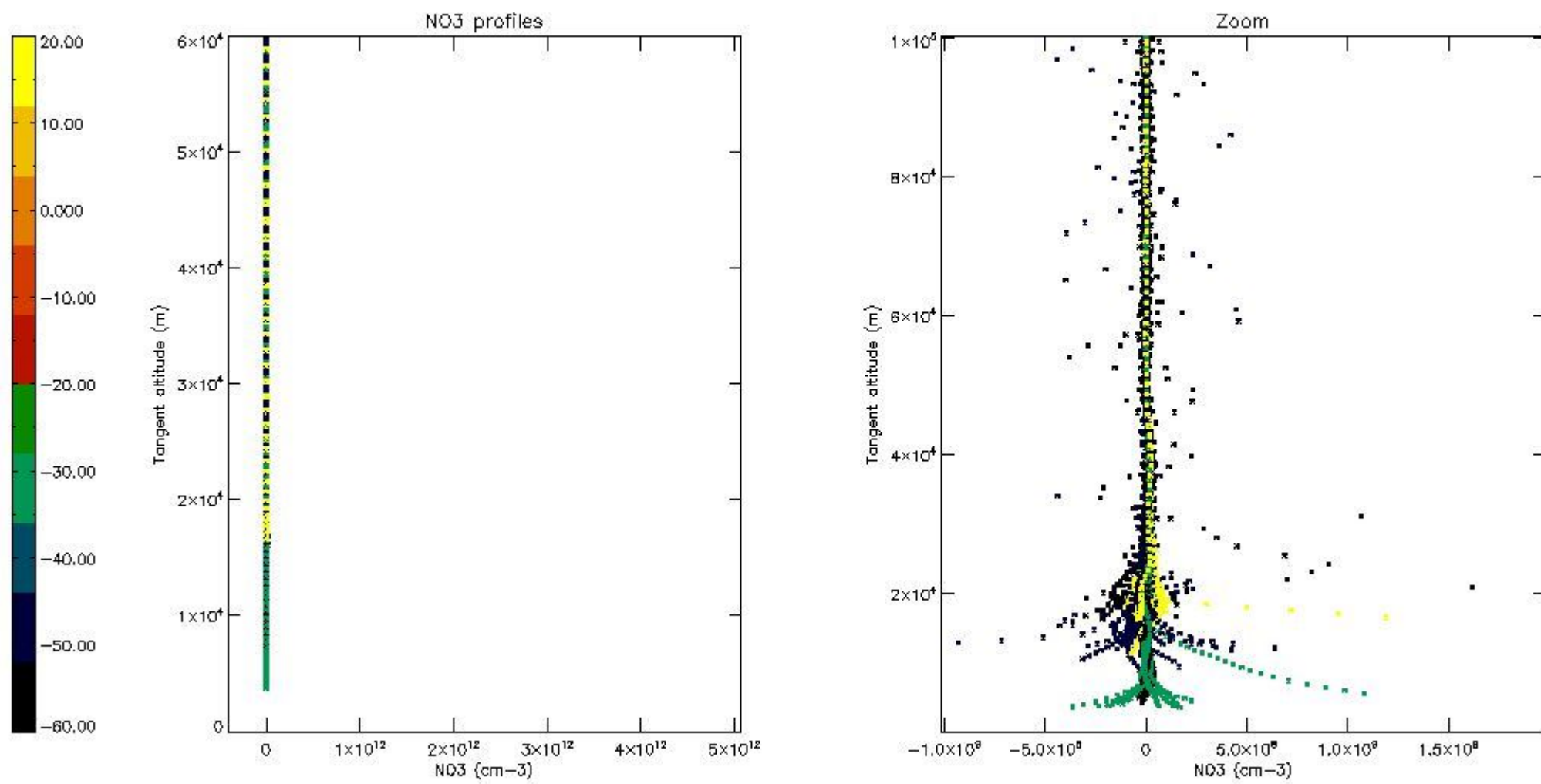
*5.6 Plot NO<sub>2</sub> profiles for all STD (dark without errors)*

The colorbar represents the latitude.



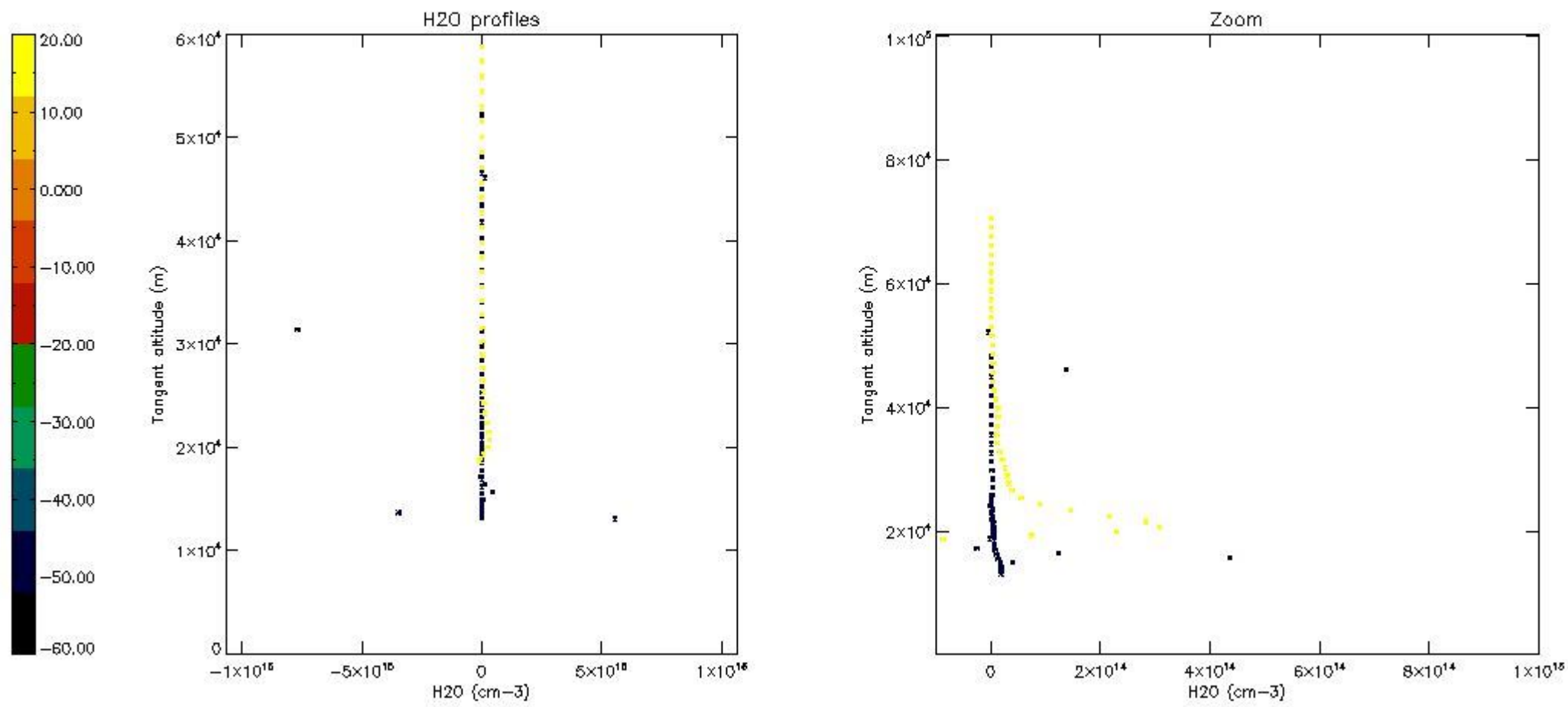
*5.7 Plot NO3 profiles for all STD (dark without errors)*

The colorbar represents the latitude.



5.8 Plot H2O profiles for all STD (only for occultations of stars 1,2,3,4,13,14,16,26,63 dark without errors)

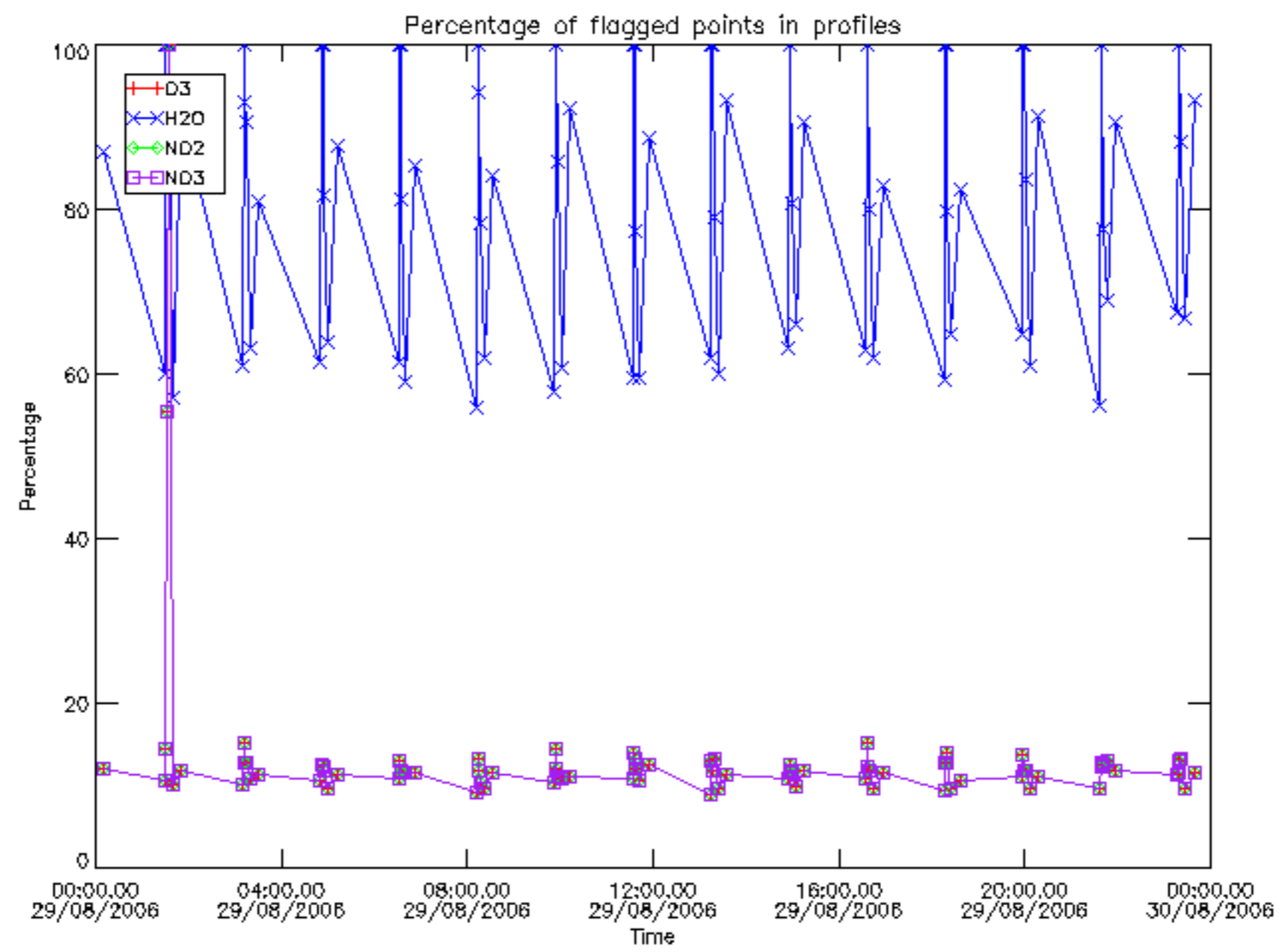
The colorbar represents the latitude.



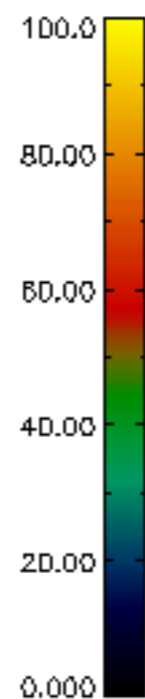
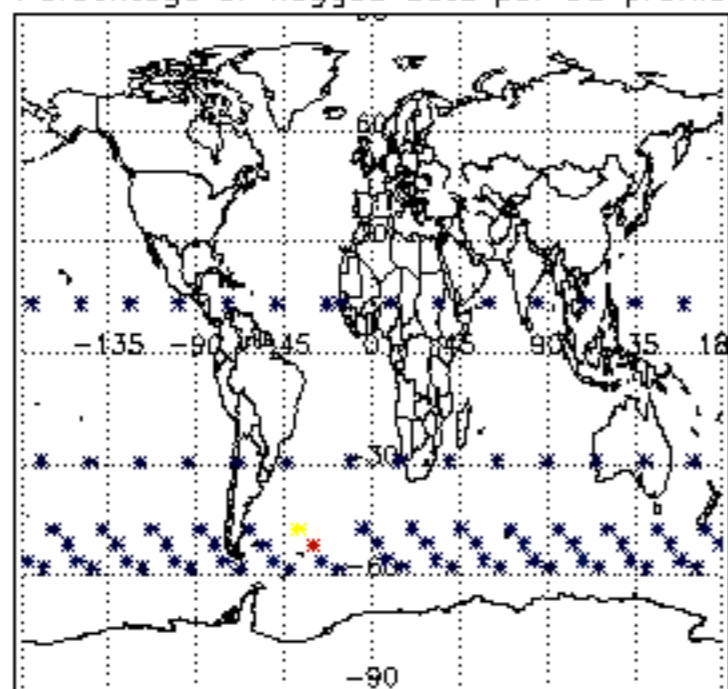
## 6. Auxiliary Data Files used for the production reported in section 2

The number reported in the third column indicates since which file (see list in section 2) the corresponding auxiliary file has been used. The fourth column is the date of those product files.

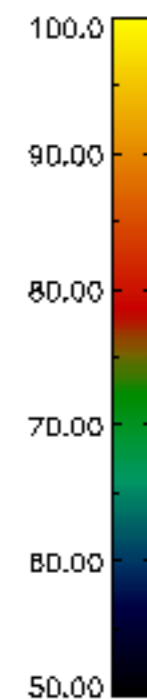
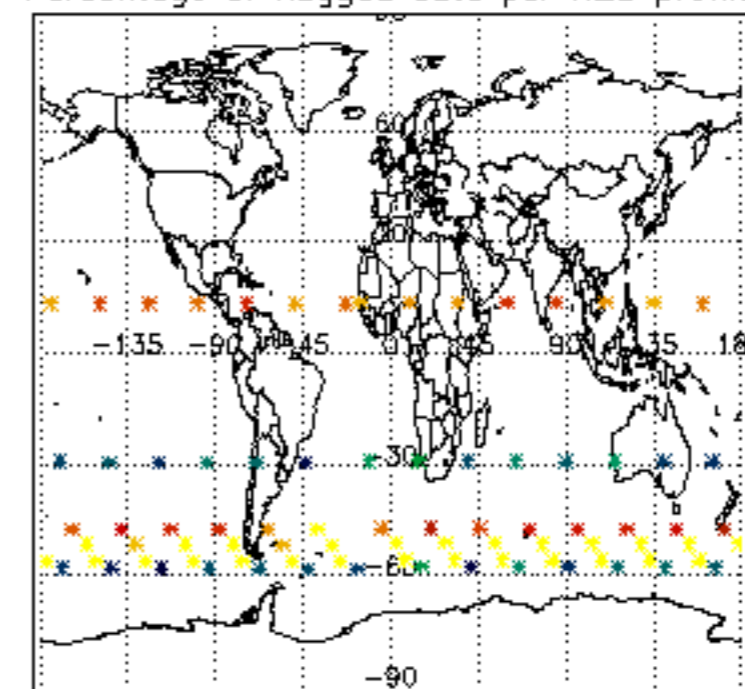
Type	Auxiliary Filename	Used since product	Used since product date
INST_PHYS_CHARACTERISTICS	GOM_INS_AXVIEC20091111_143220_20030716_120000_20500101_000000	1	29-AUG-2006 00:09:57
LEVEL-2_PROC_CONFIG	GOM_PR2_AXVIEC20091111_152718_20020301_000000_20500101_000000	1	29-AUG-2006 00:09:57
CROSS_SECTIONS_FILE	GOM_CRS_AXVIEC20091111_154832_20020301_000000_20500101_000000	1	29-AUG-2006 00:09:57



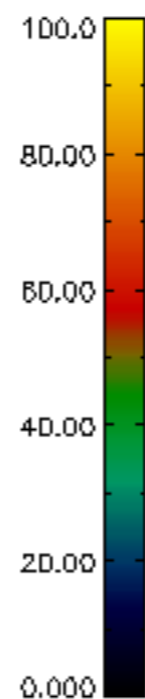
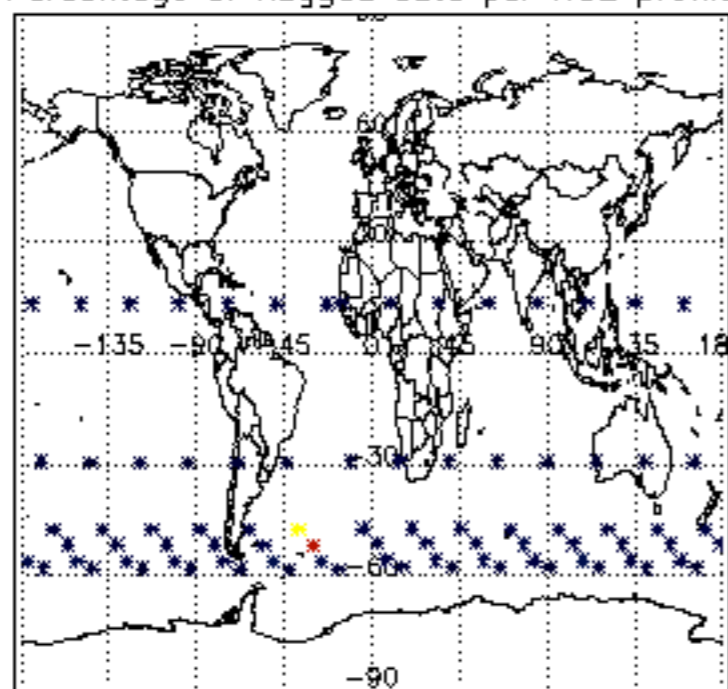
Percentage of flagged data per D3 profile



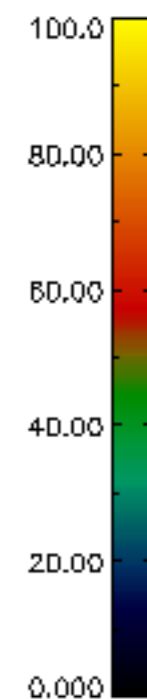
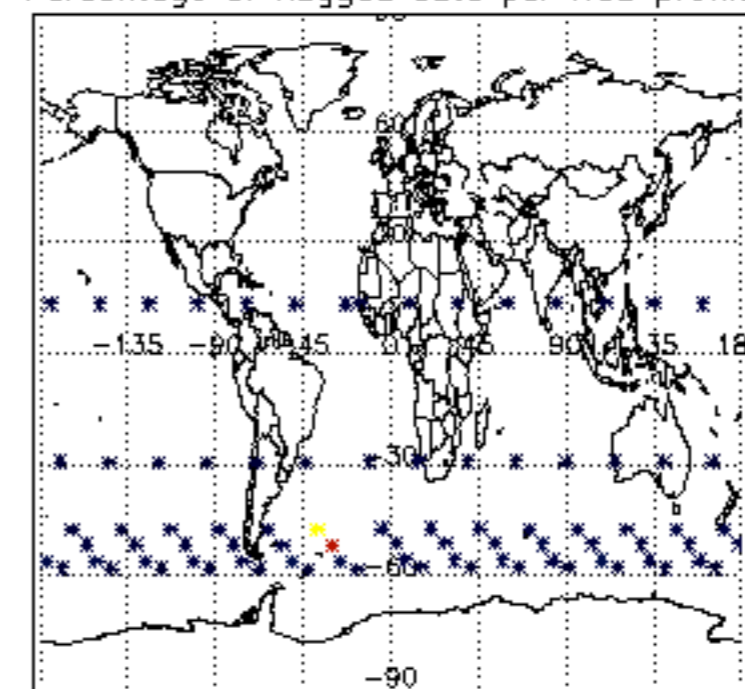
Percentage of flagged data per H2O profile



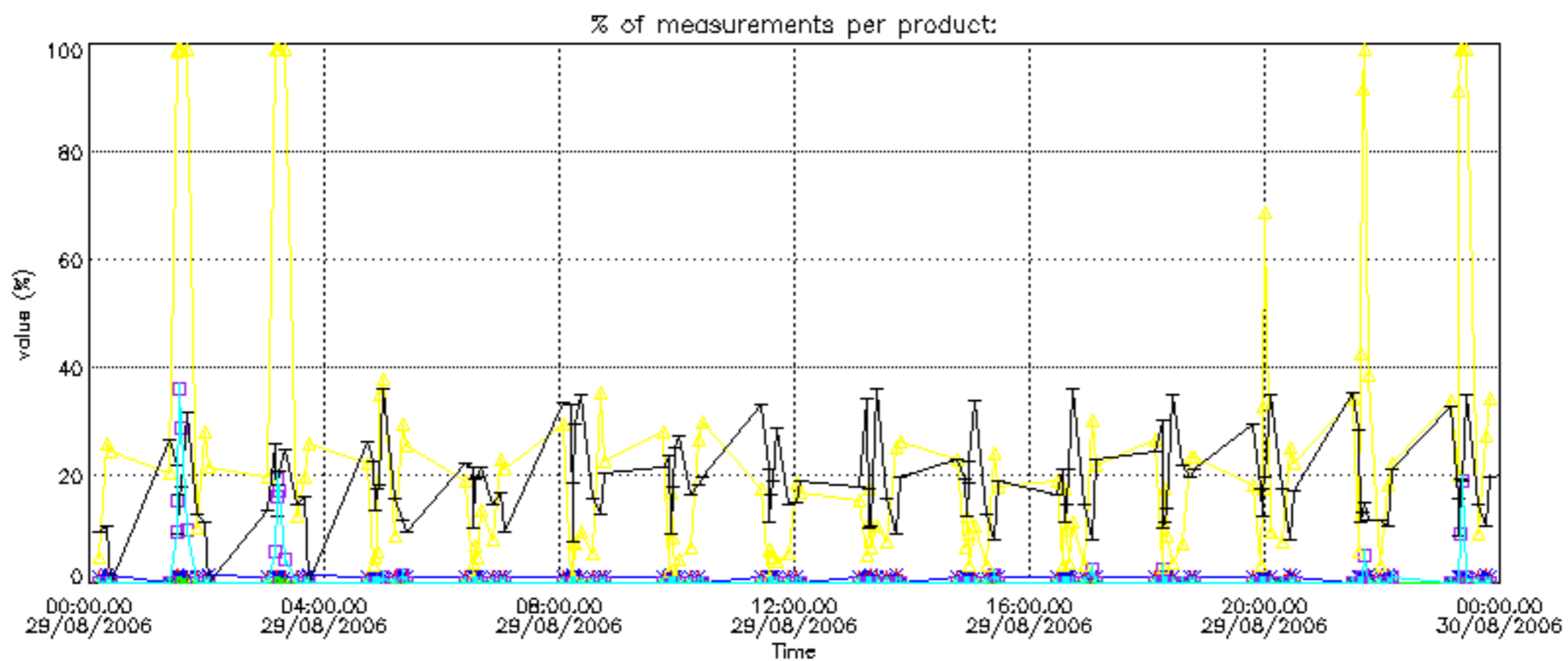
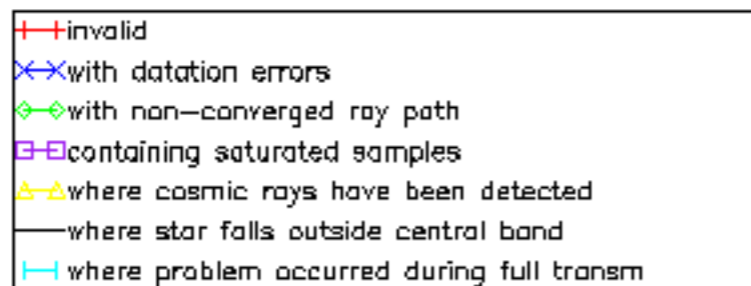
Percentage of flagged data per NO2 profile

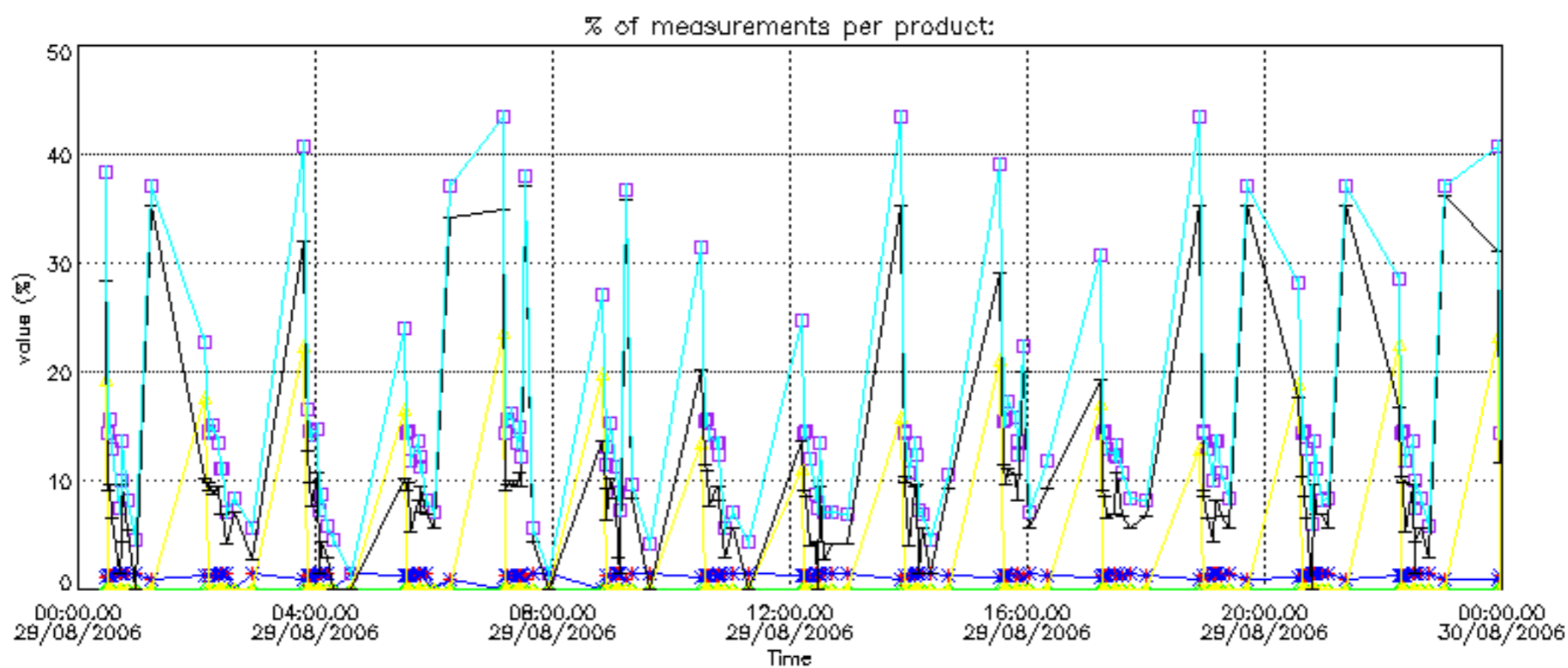
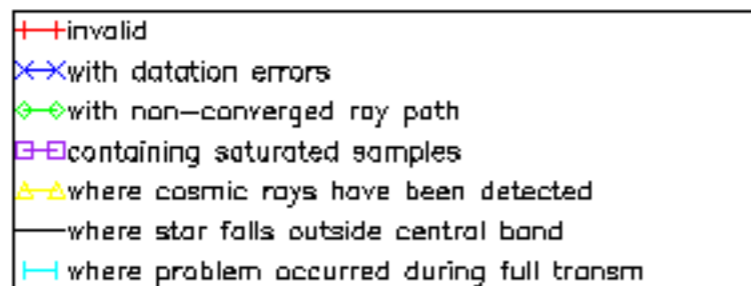


Percentage of flagged data per NO3 profile

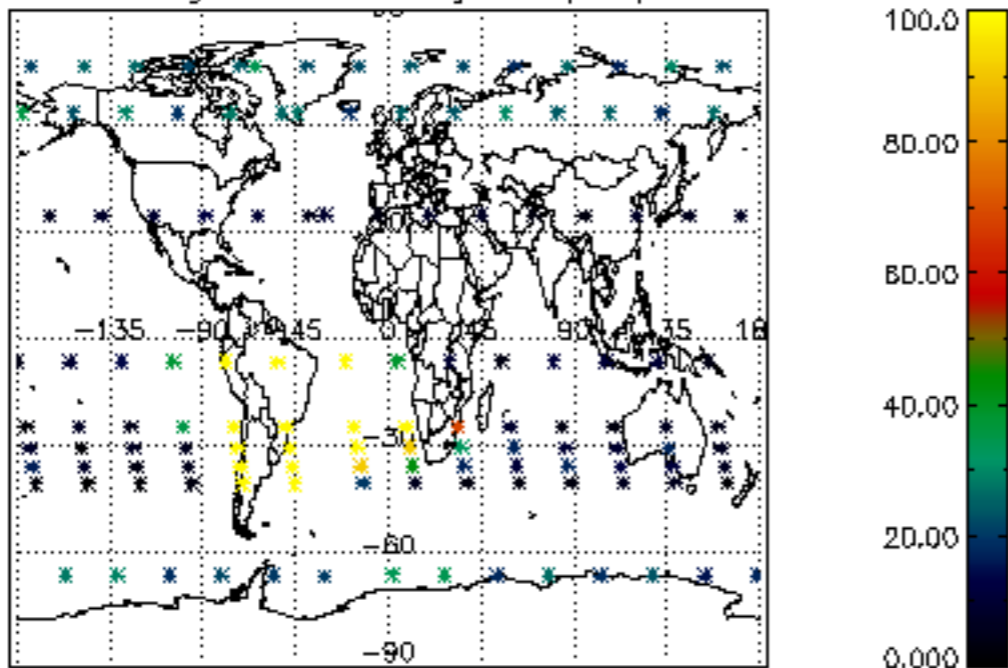




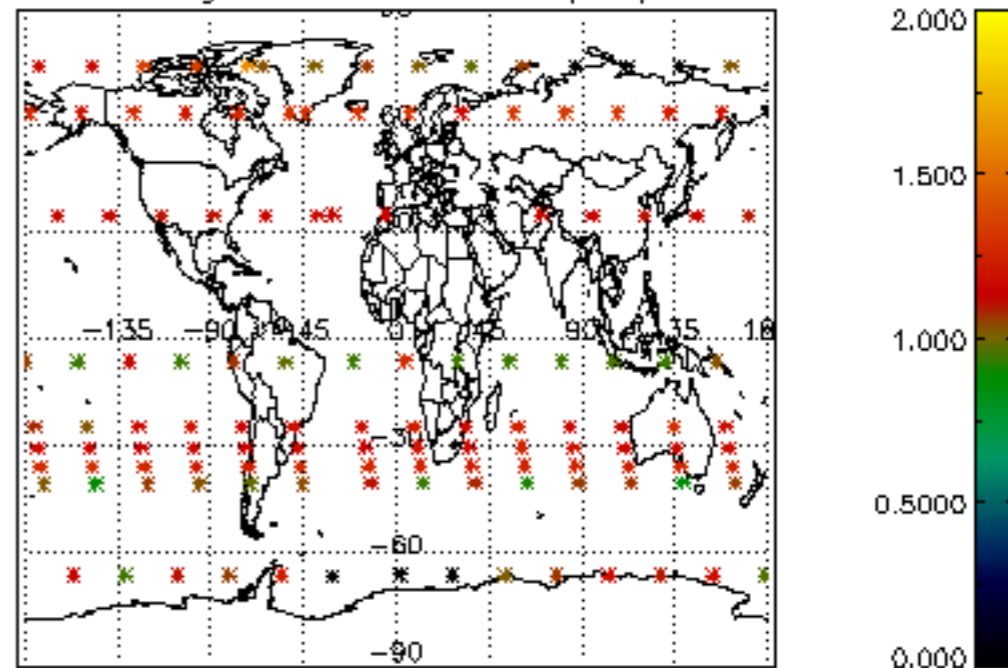




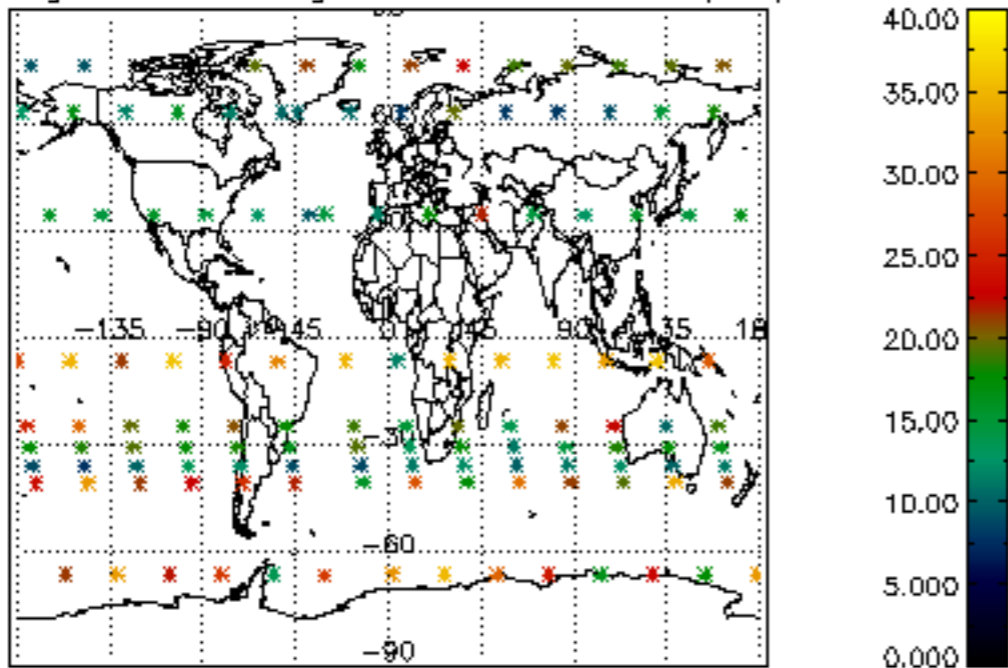
Percentage of cosmic ray hits per profile



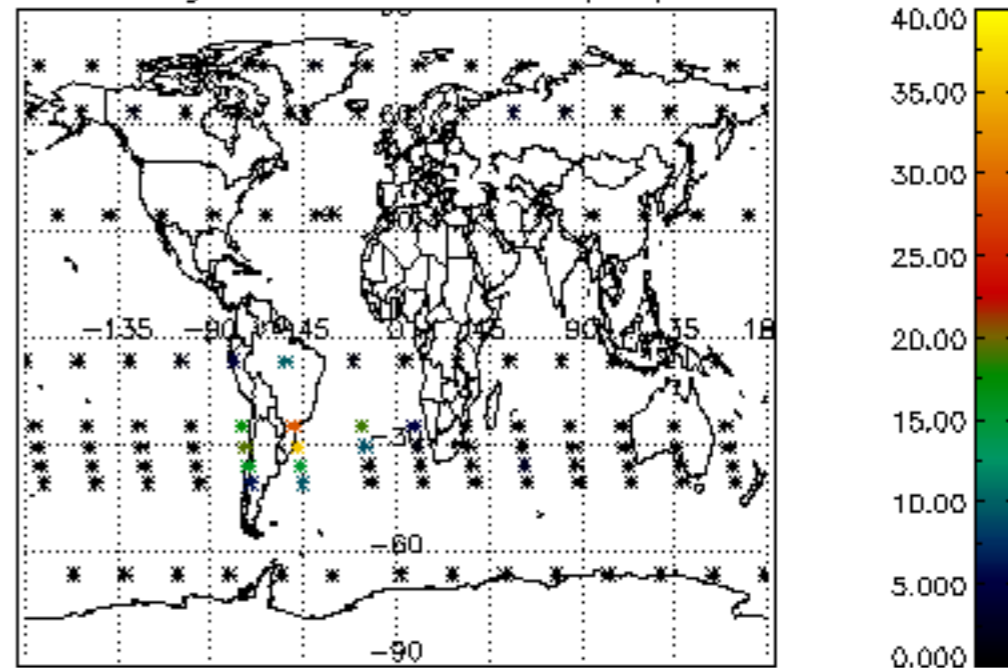
Percentage of datation errors per profile



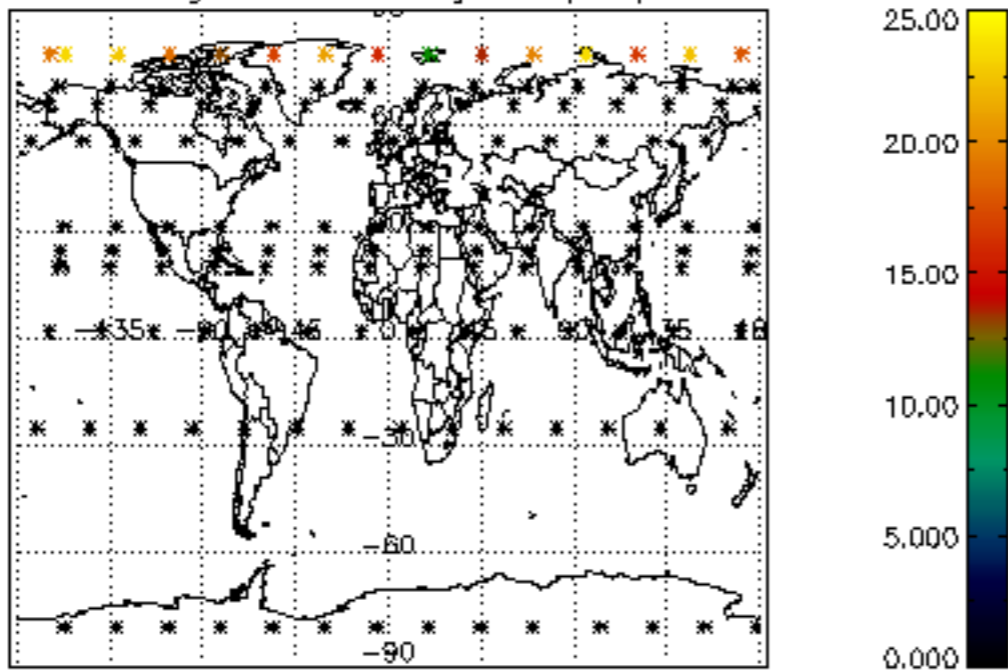
Percentage of star falling outside central band per profile



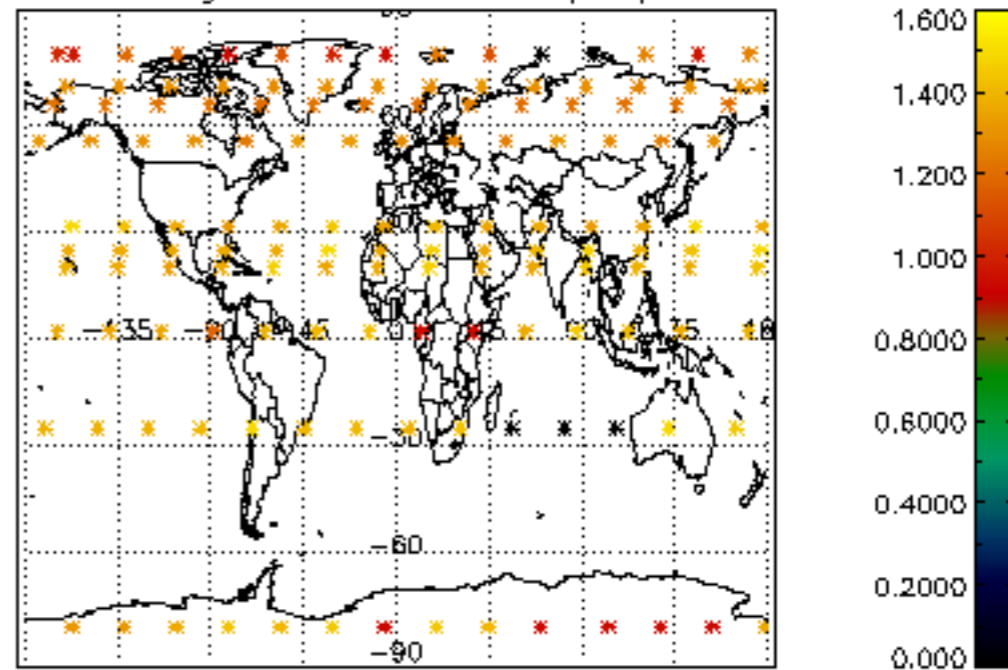
Percentage of saturation errors per profile



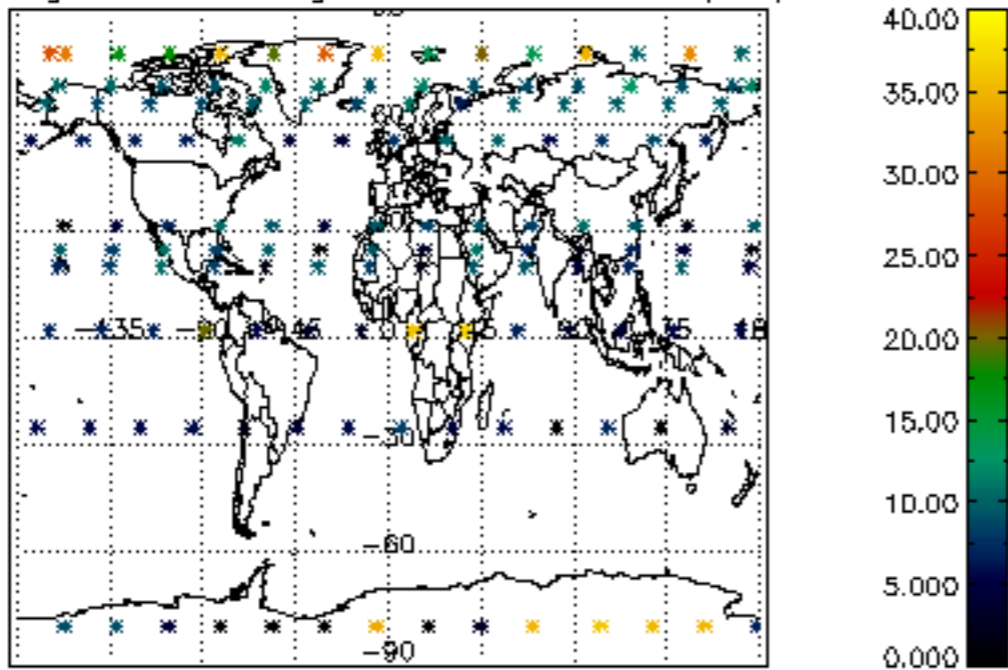
Percentage of cosmic ray hits per profile



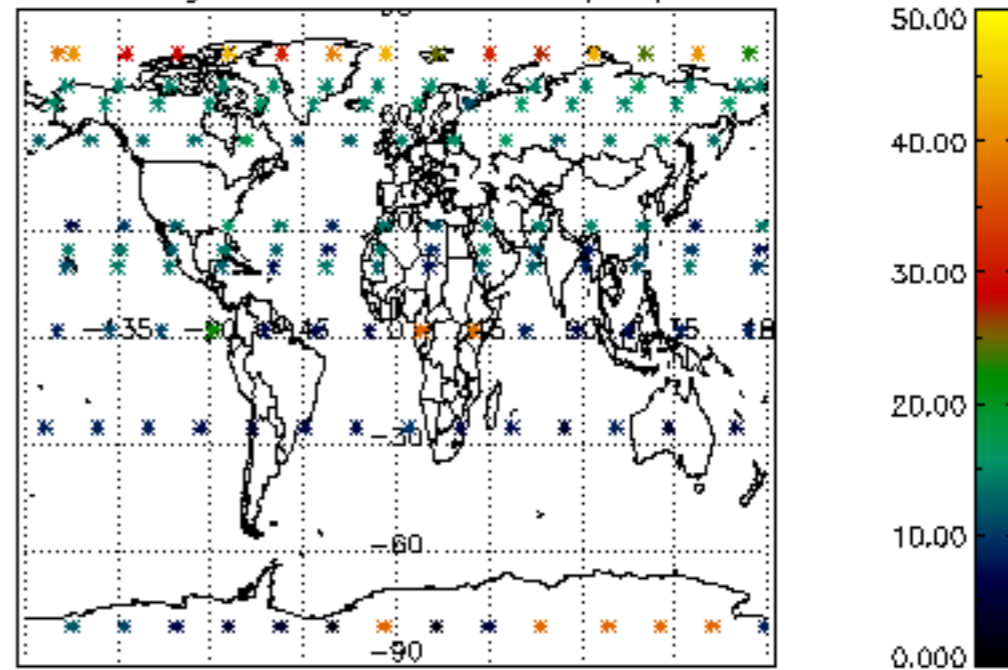
Percentage of datation errors per profile

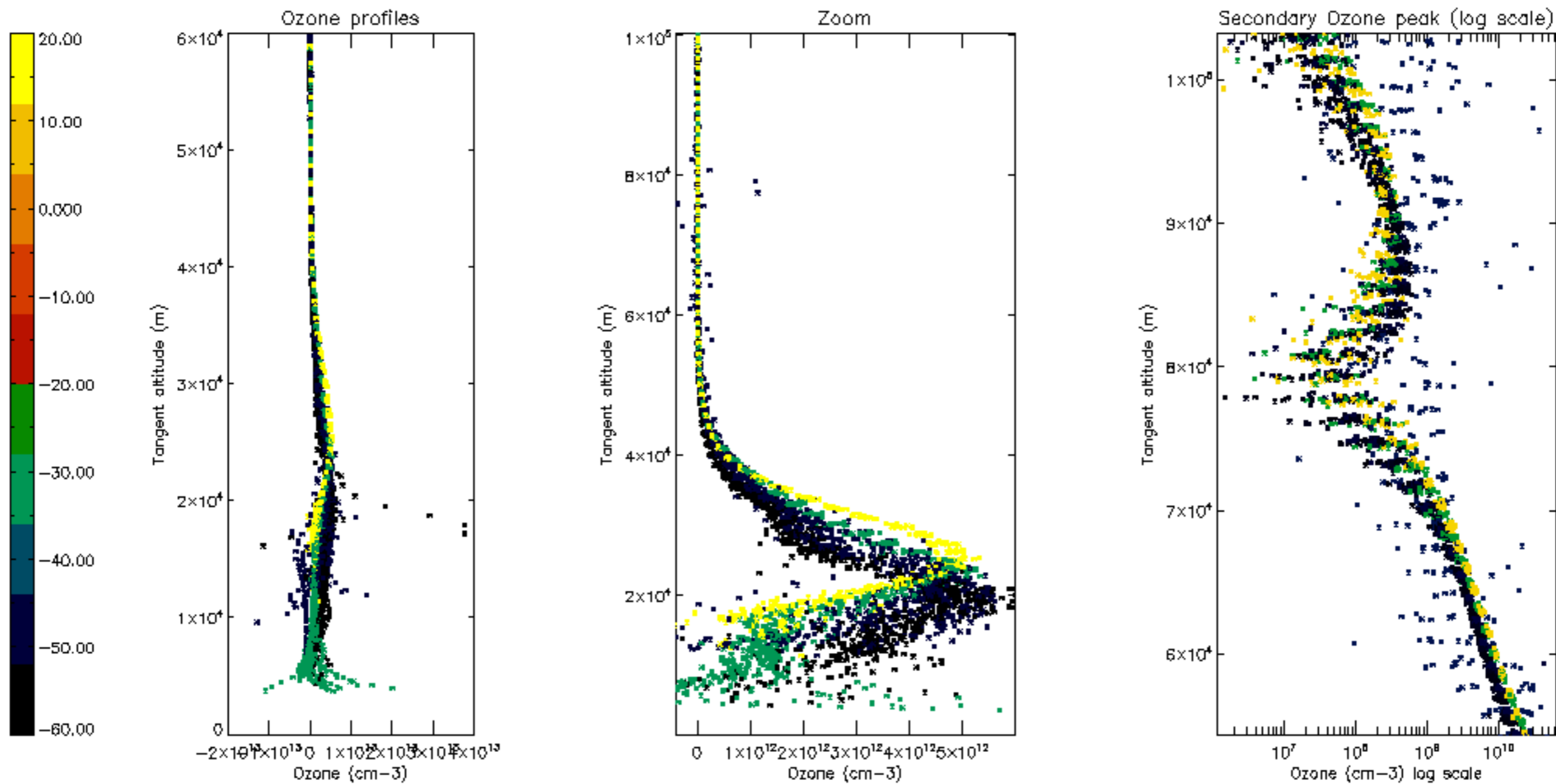


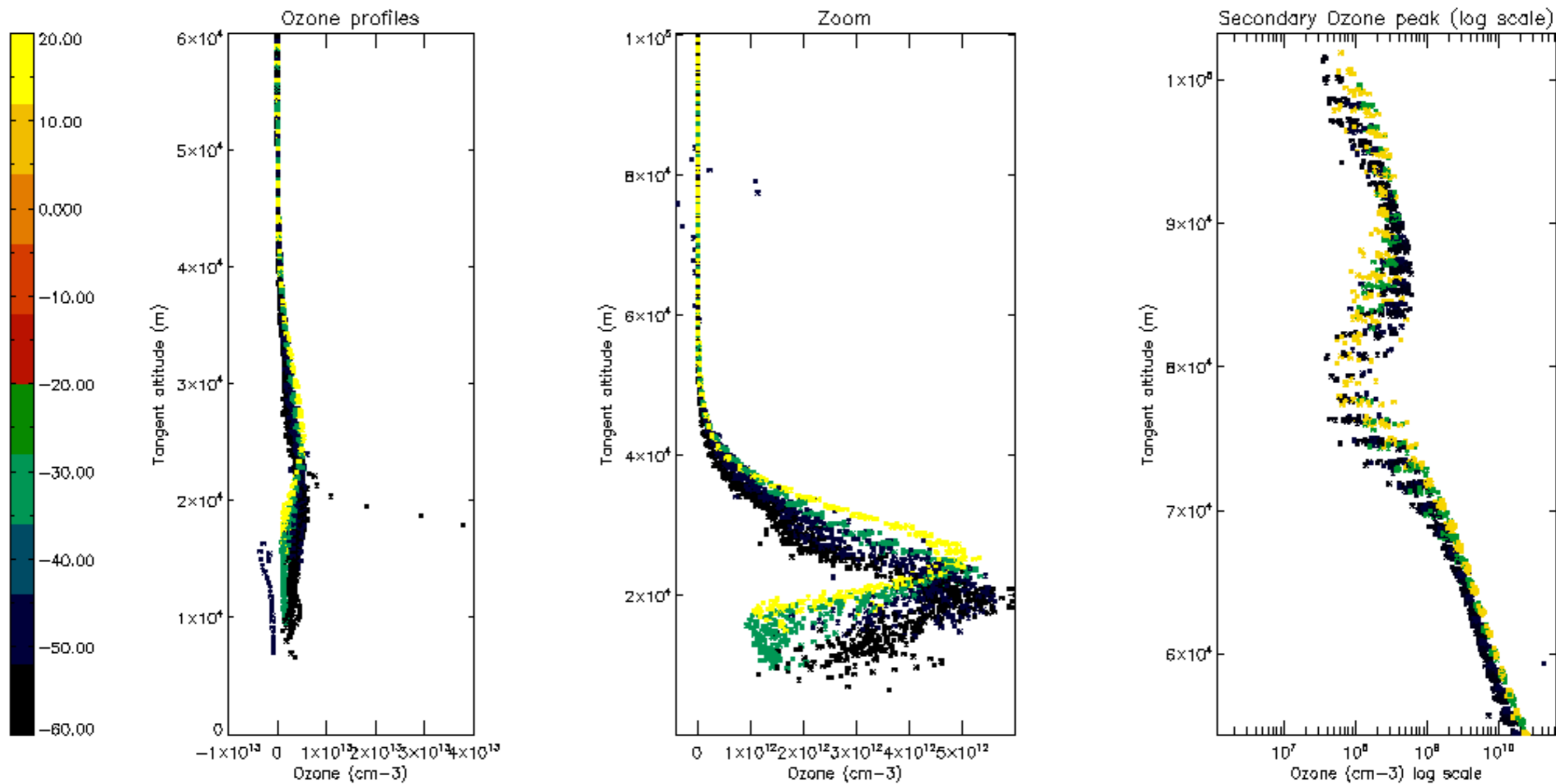
Percentage of star falling outside central band per profile

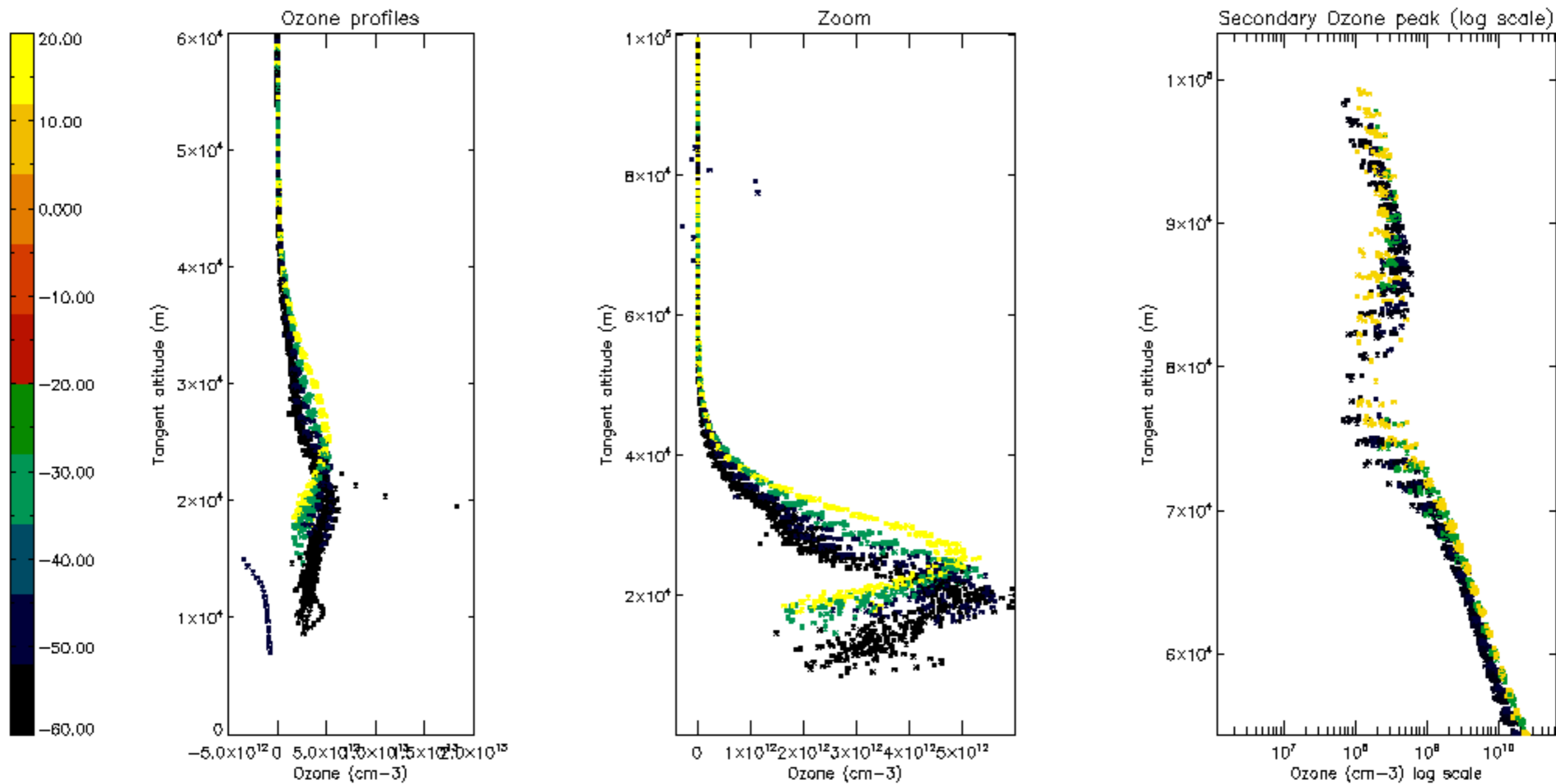


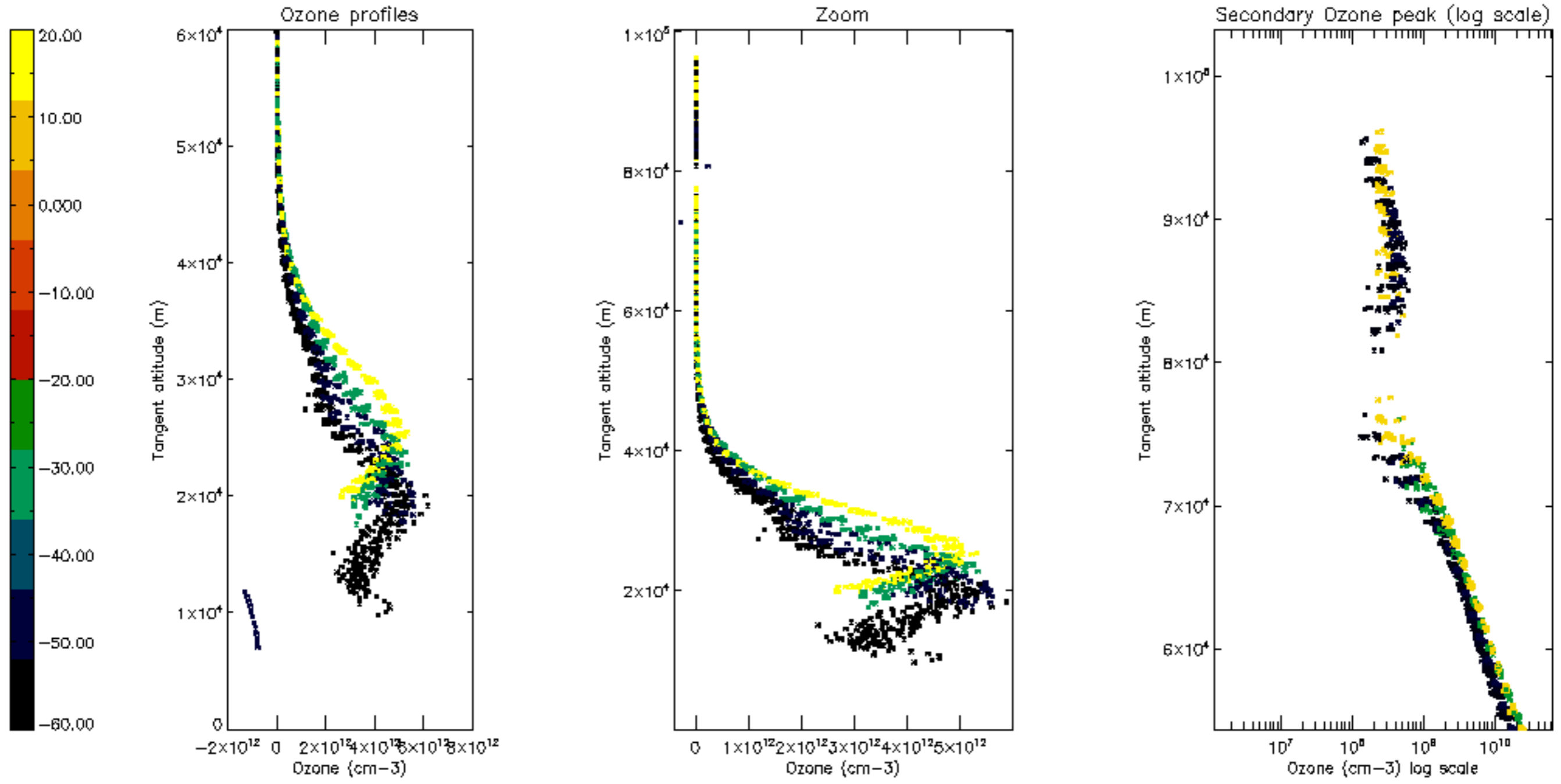
Percentage of saturation errors per profile



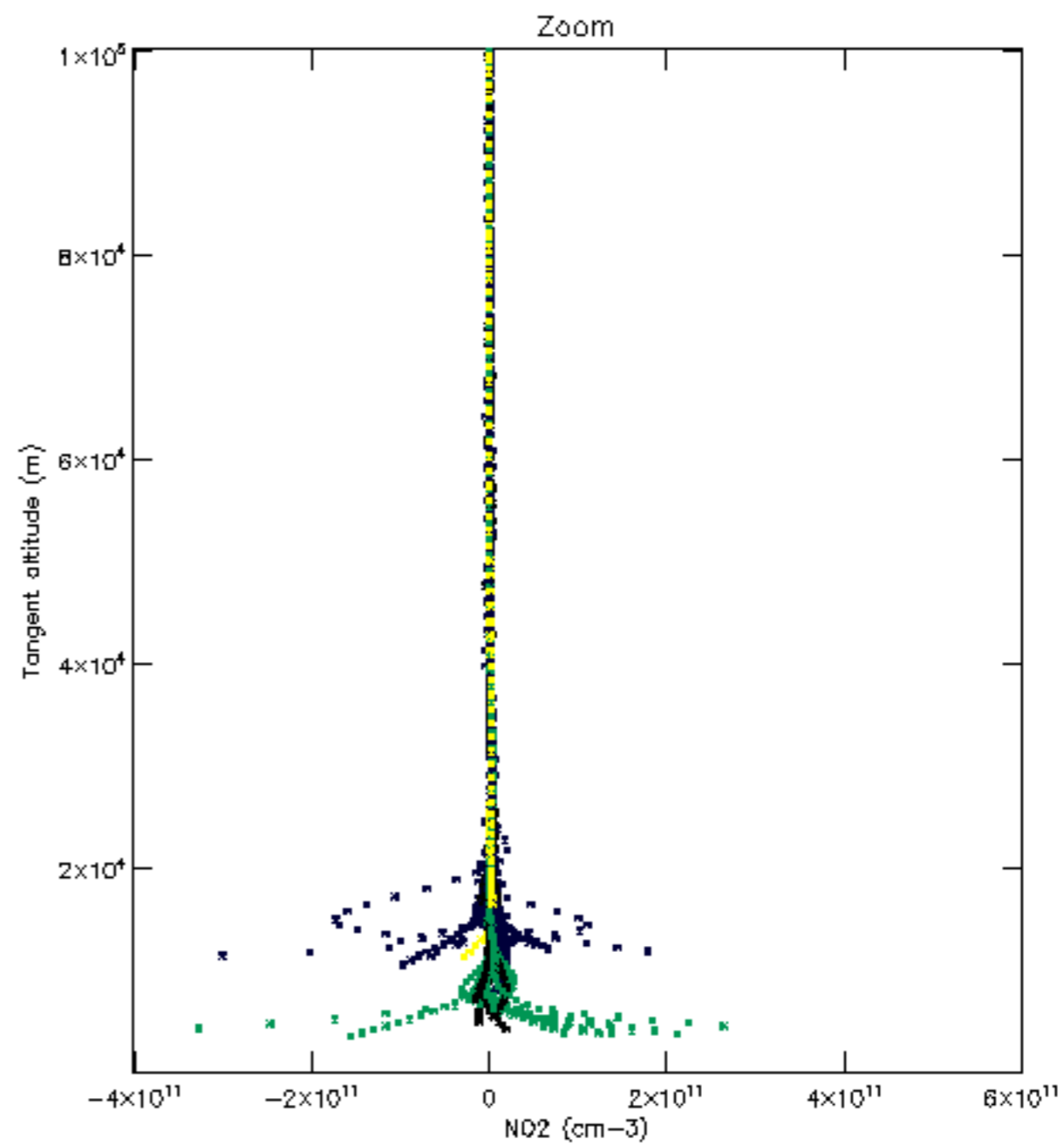
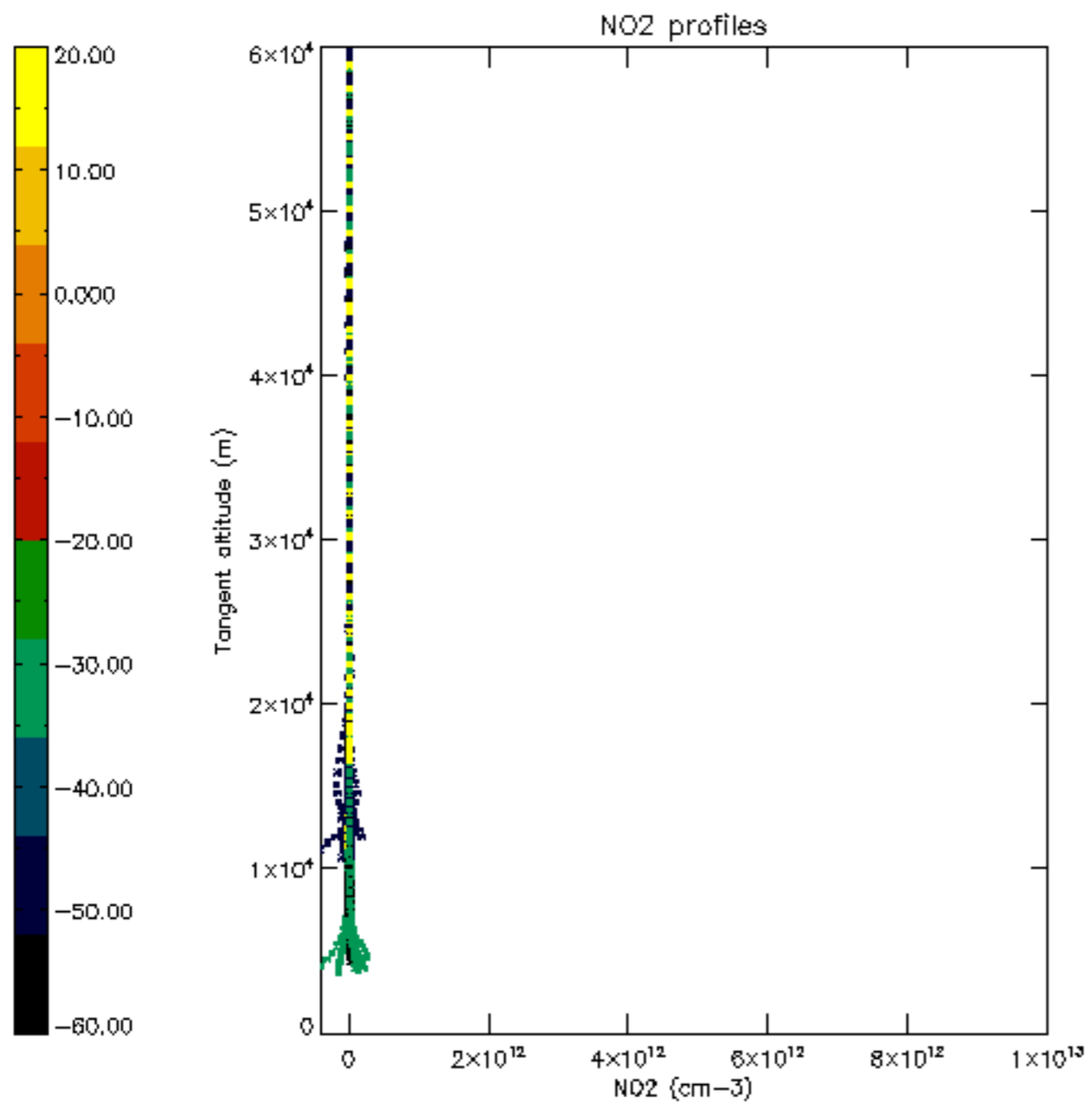


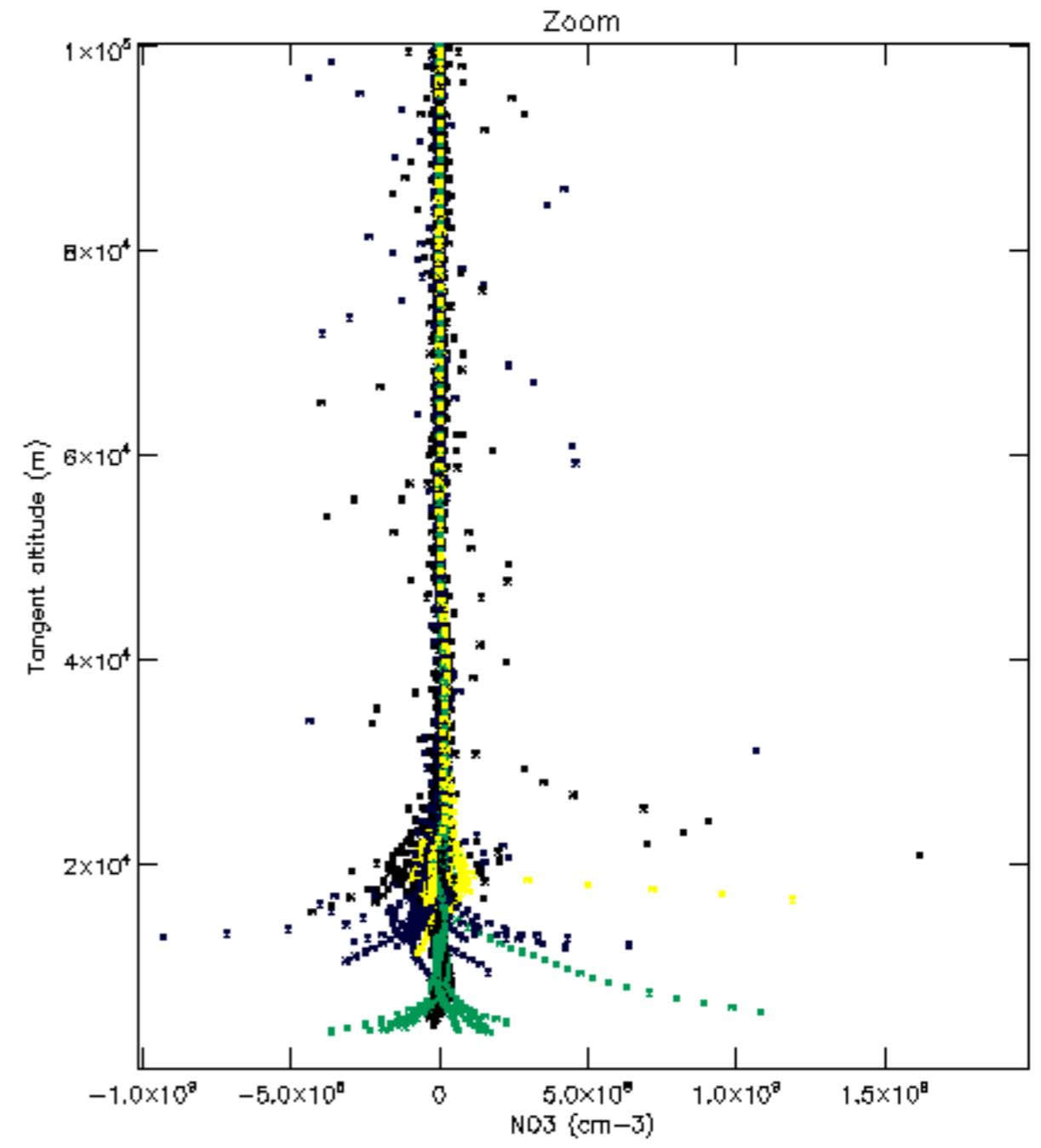
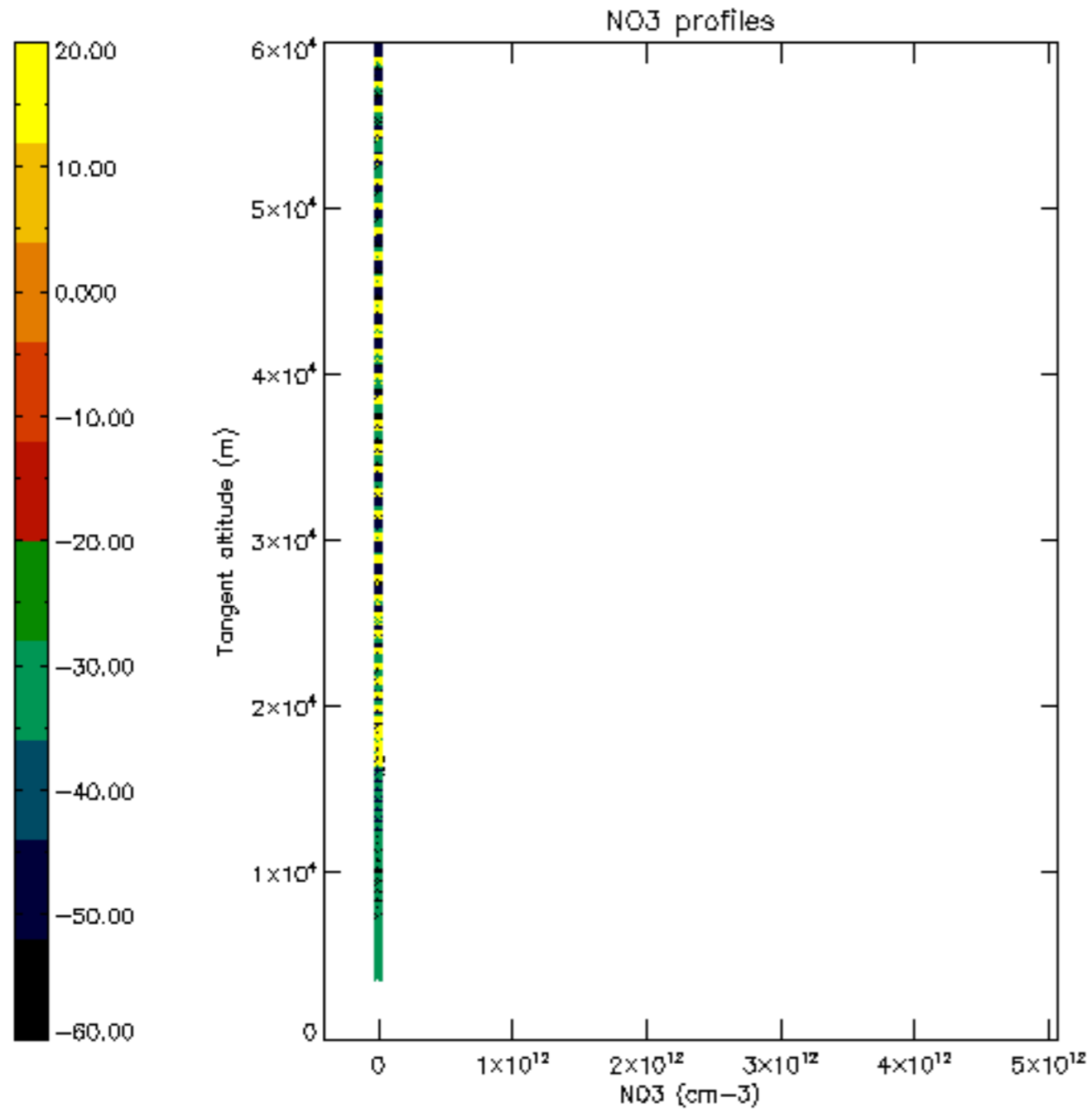


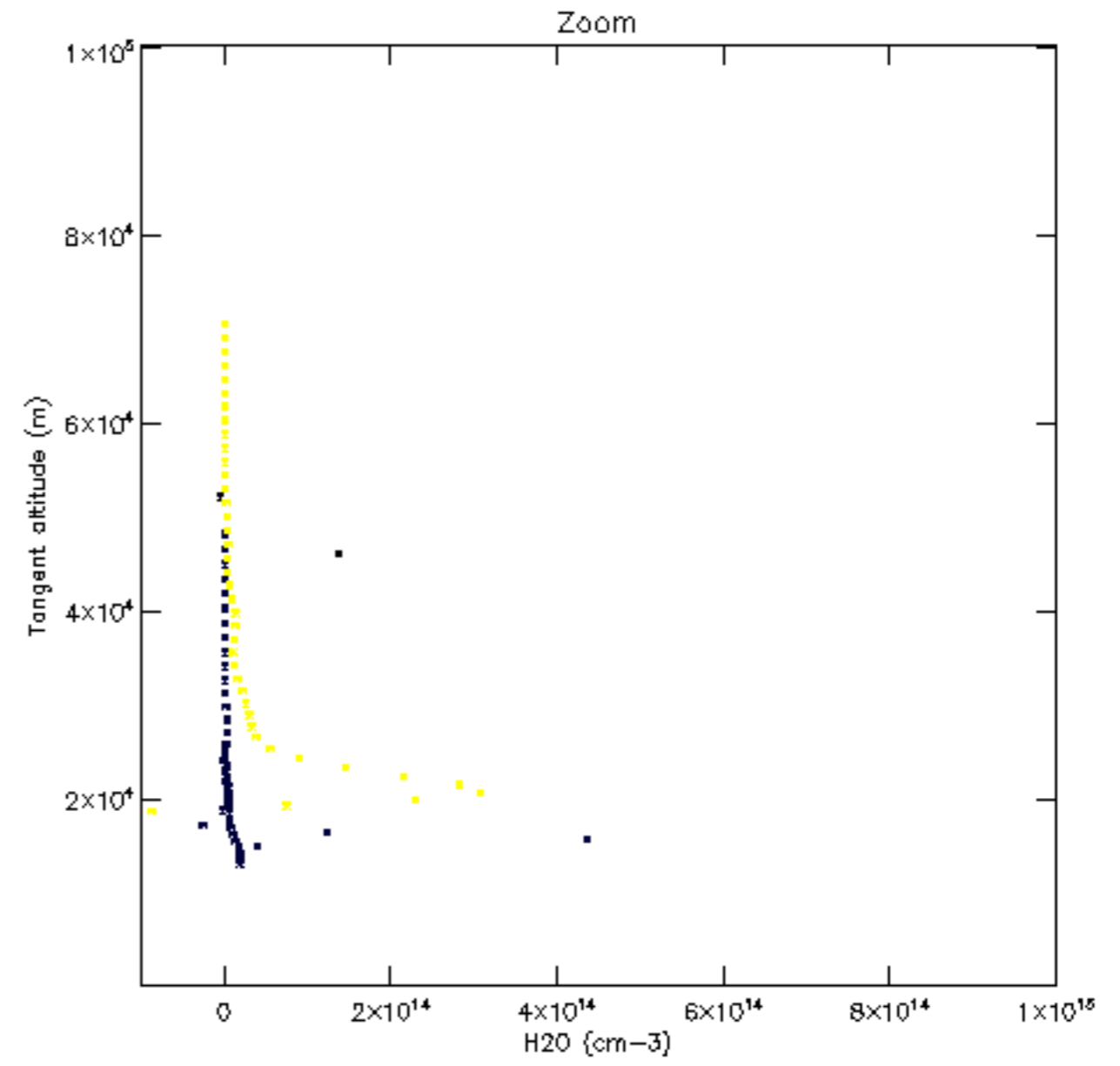
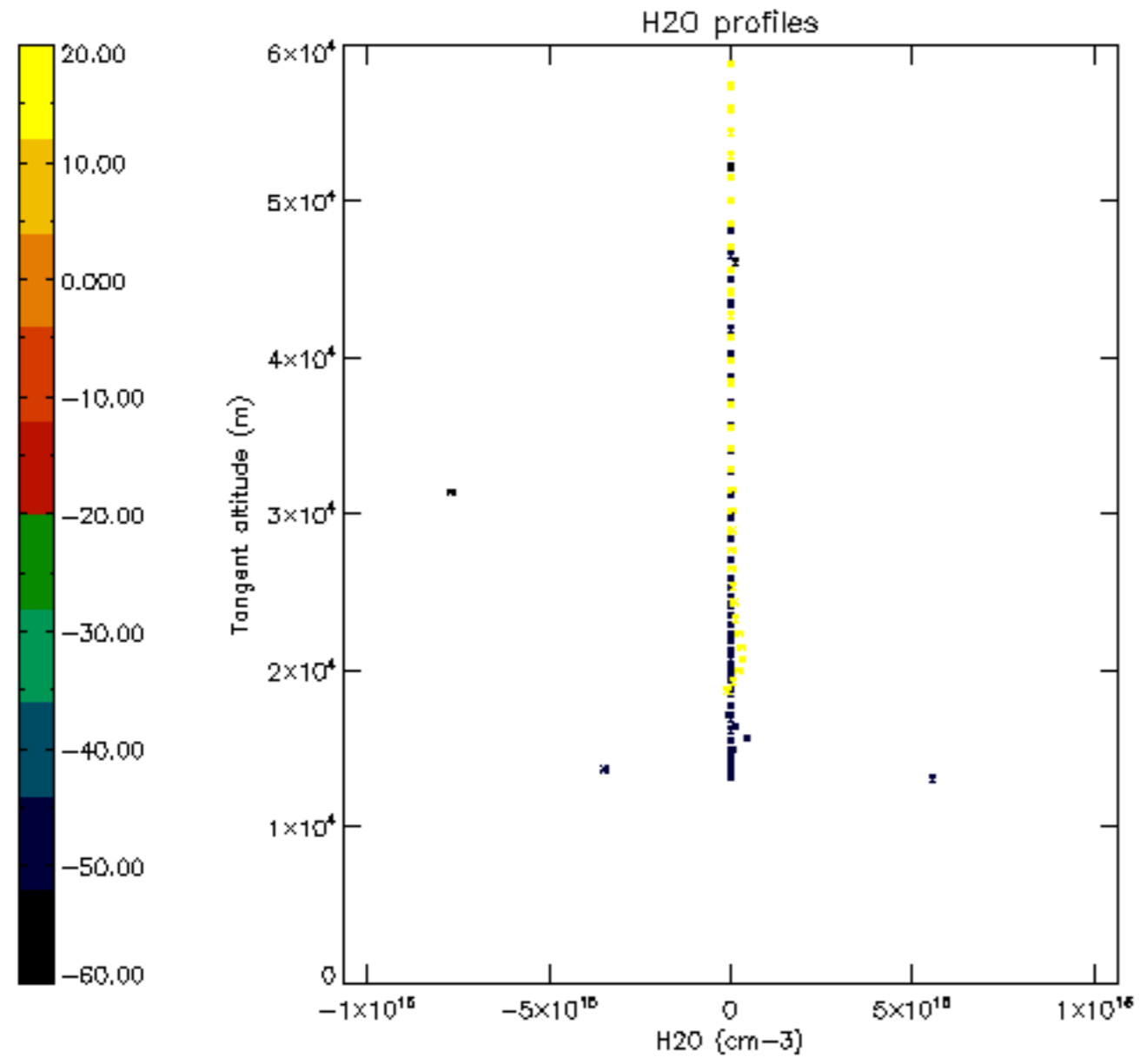


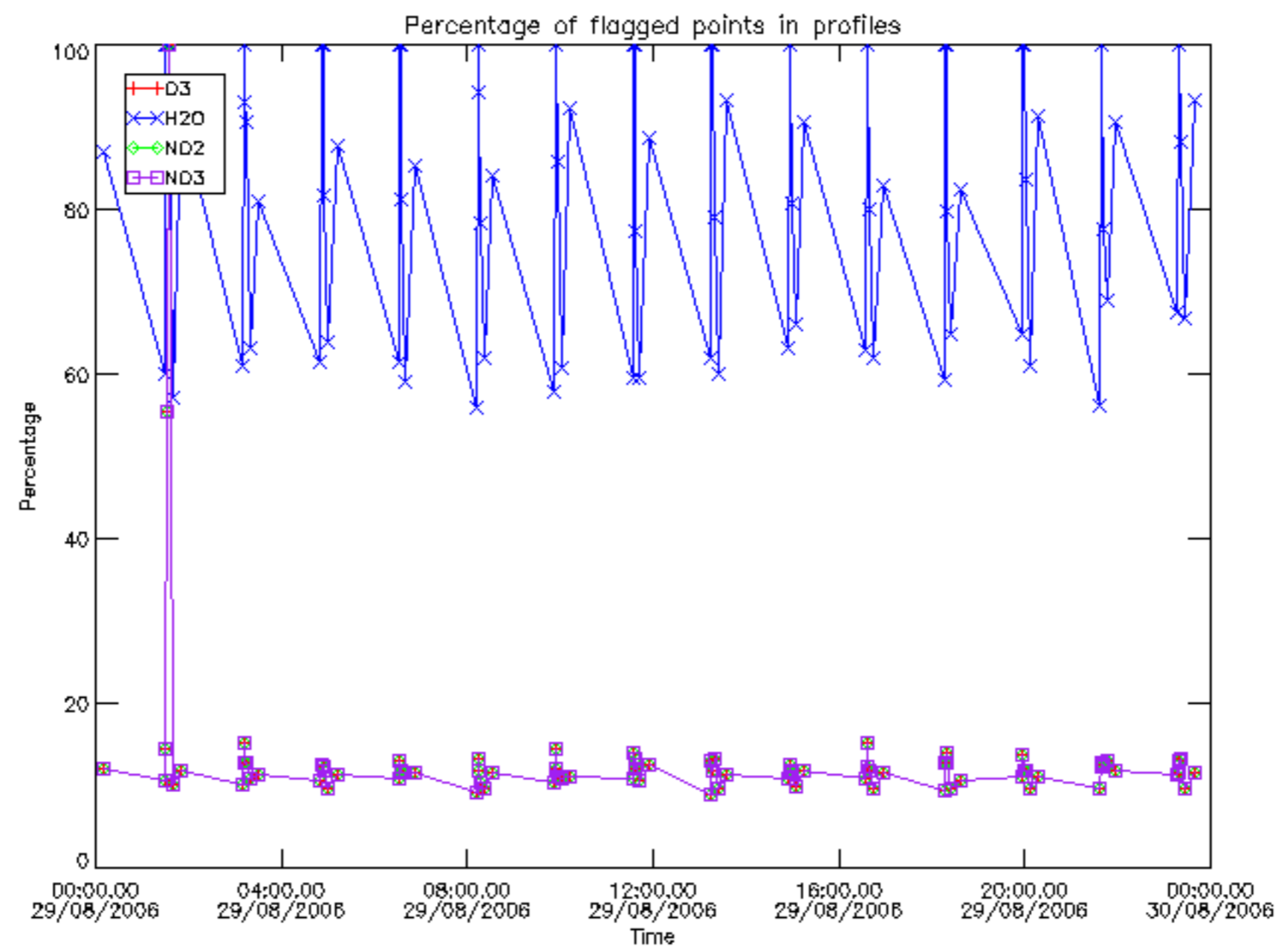




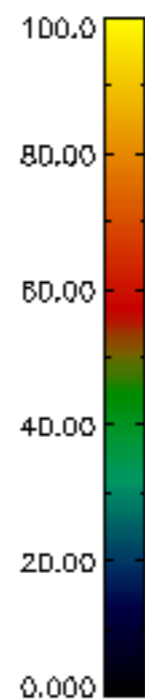
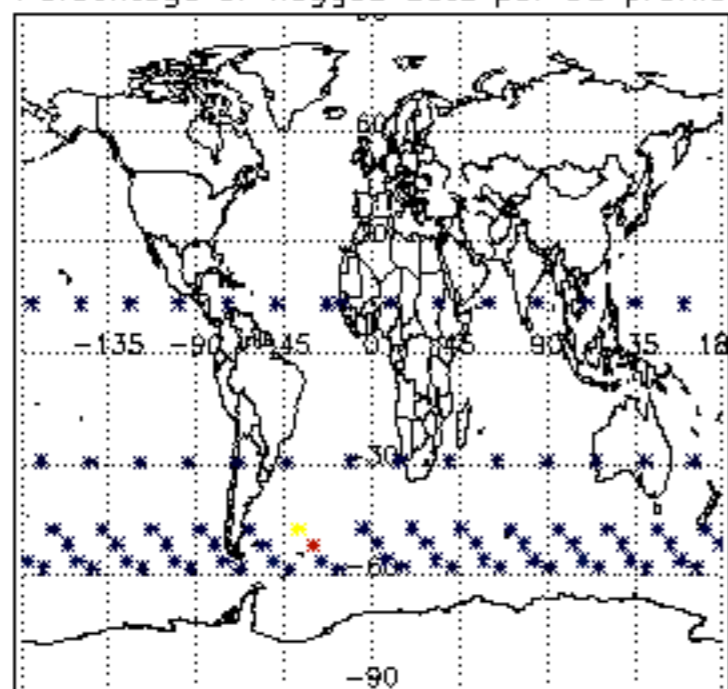




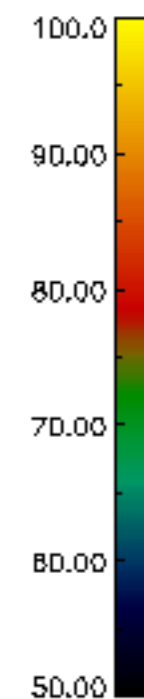
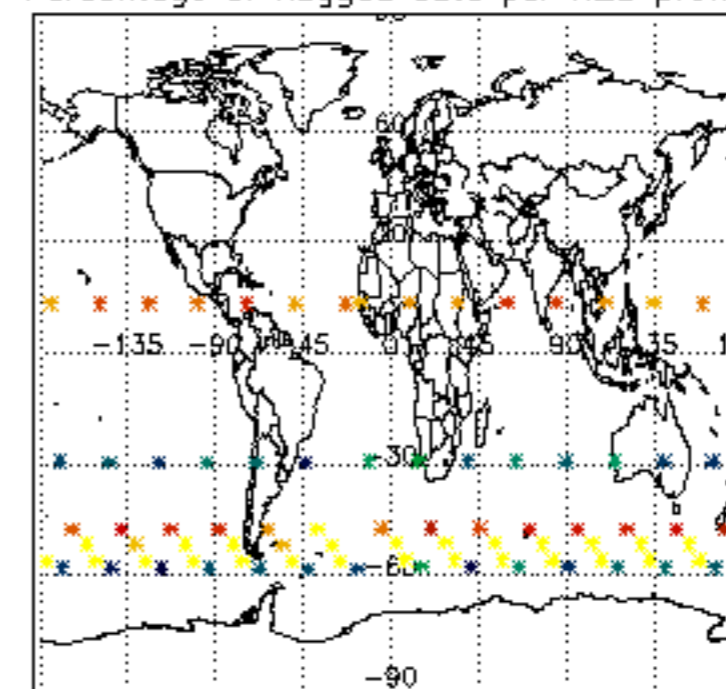




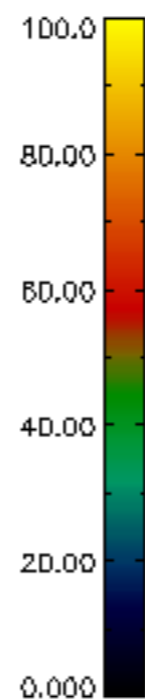
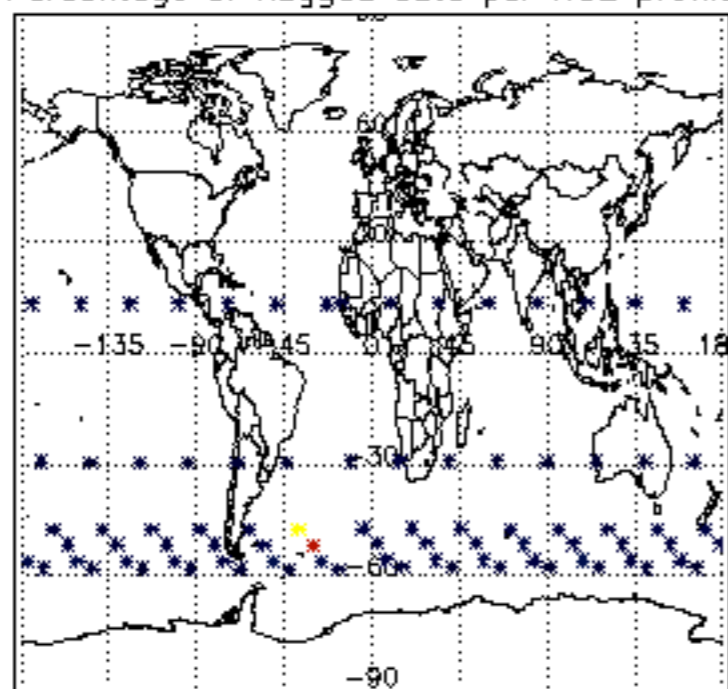
Percentage of flagged data per D3 profile



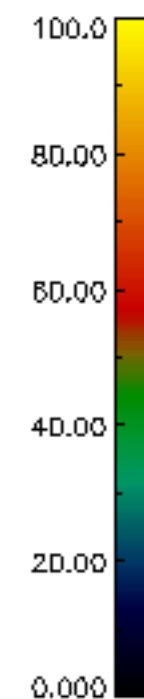
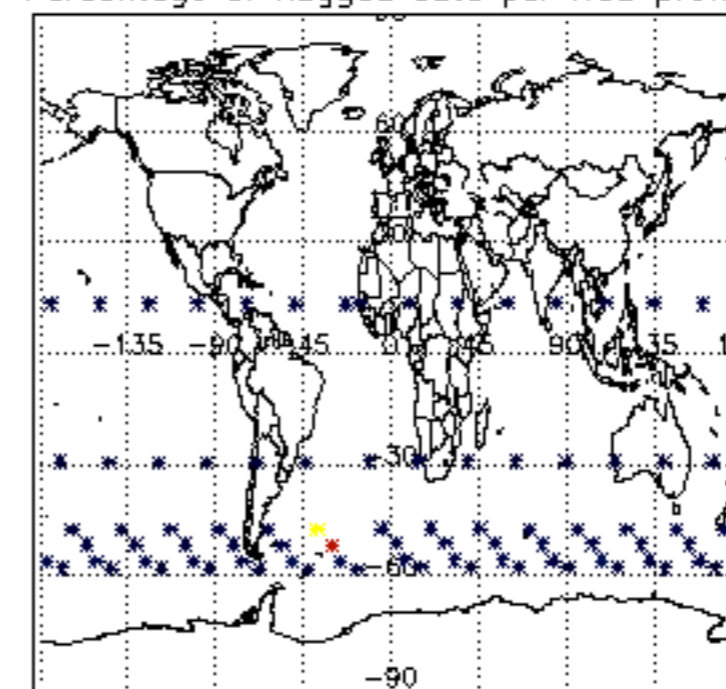
Percentage of flagged data per H2O profile

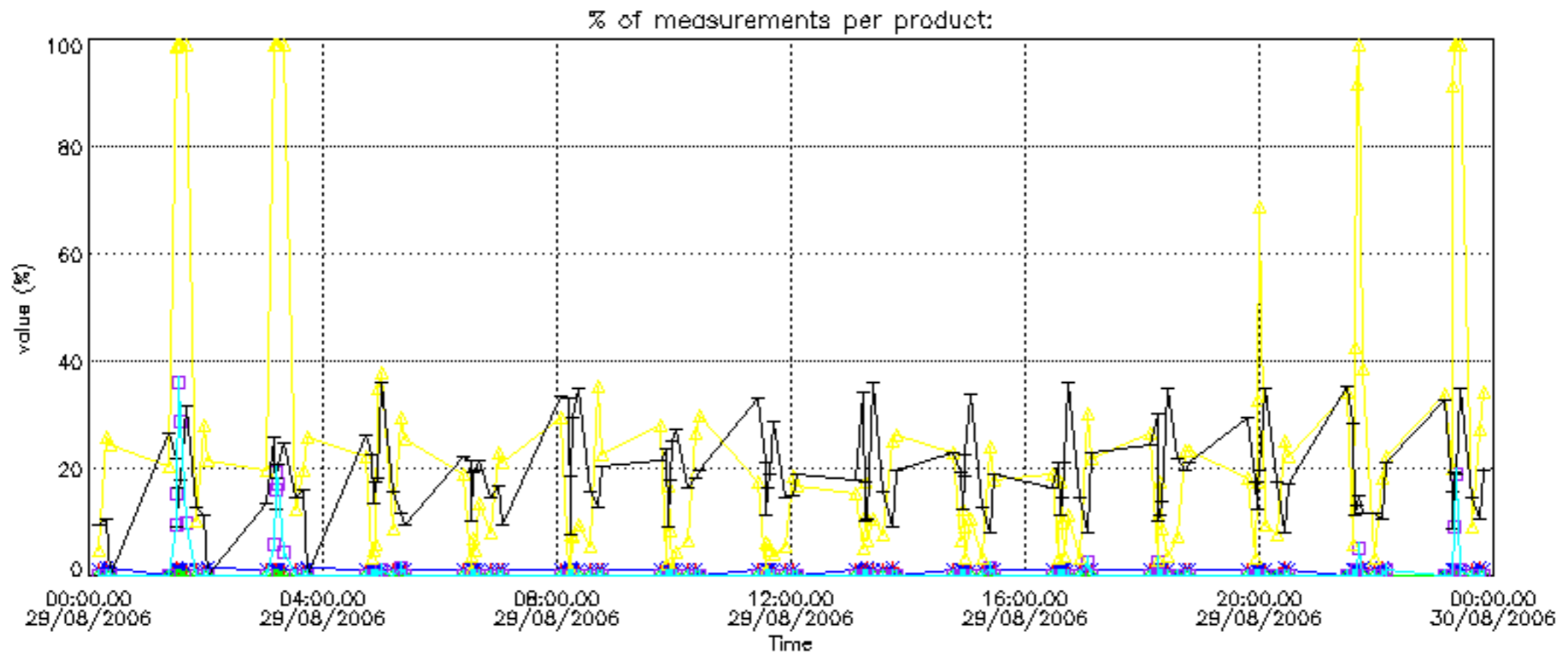


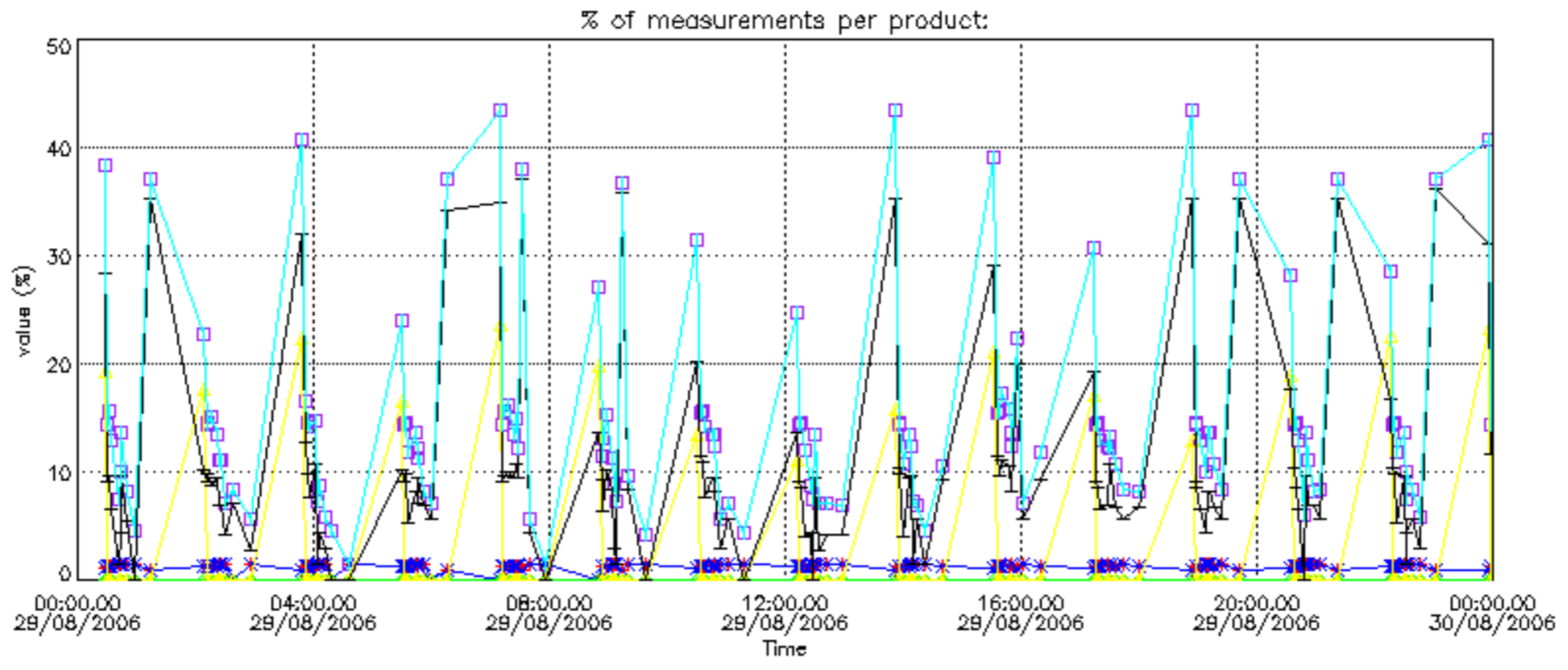
Percentage of flagged data per NO2 profile



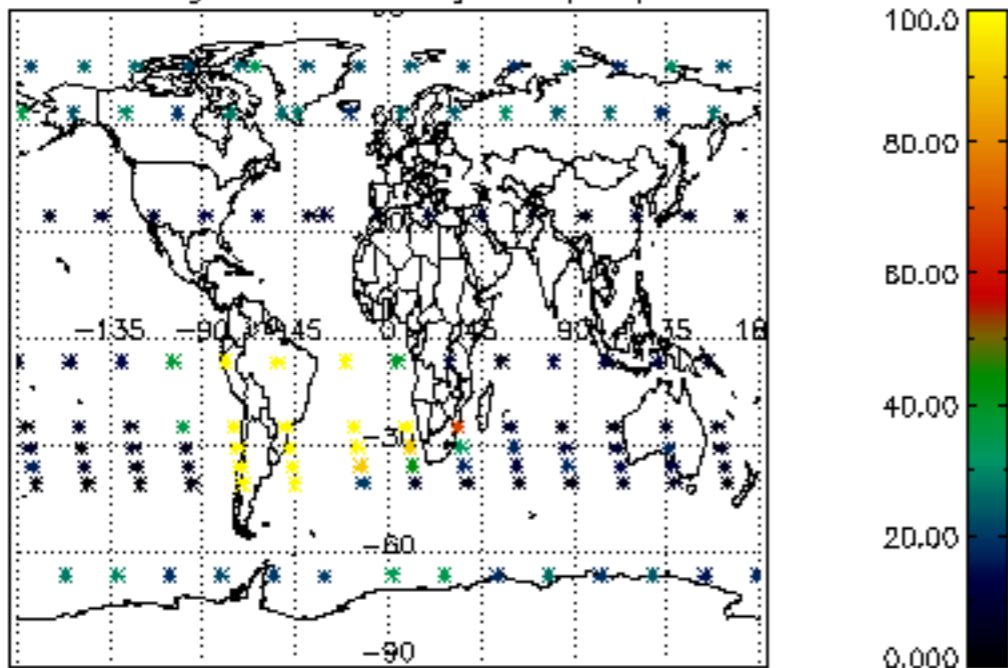
Percentage of flagged data per NO3 profile



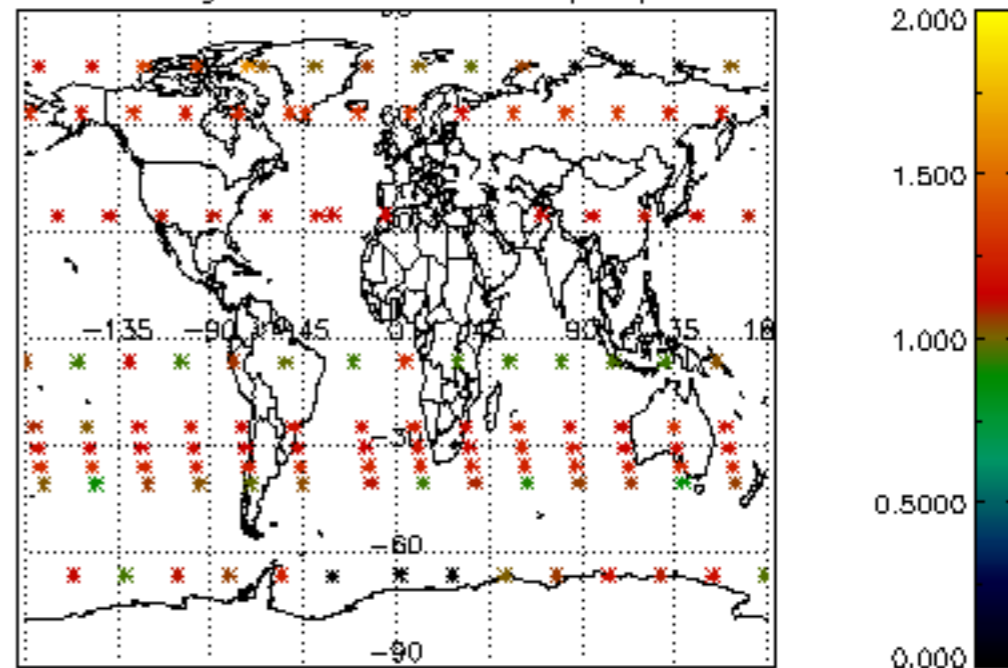




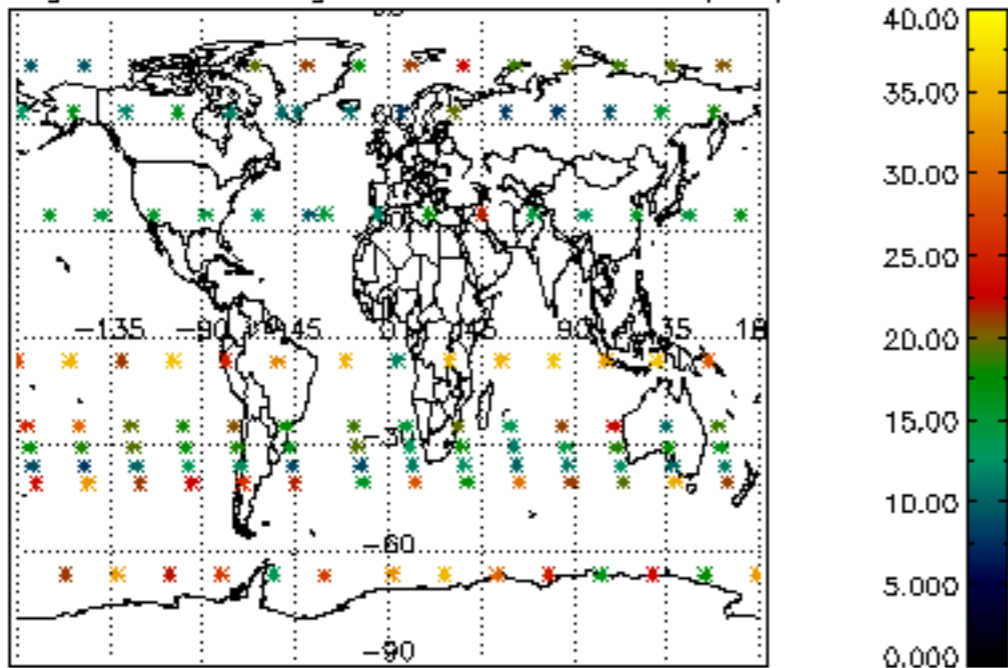
Percentage of cosmic ray hits per profile



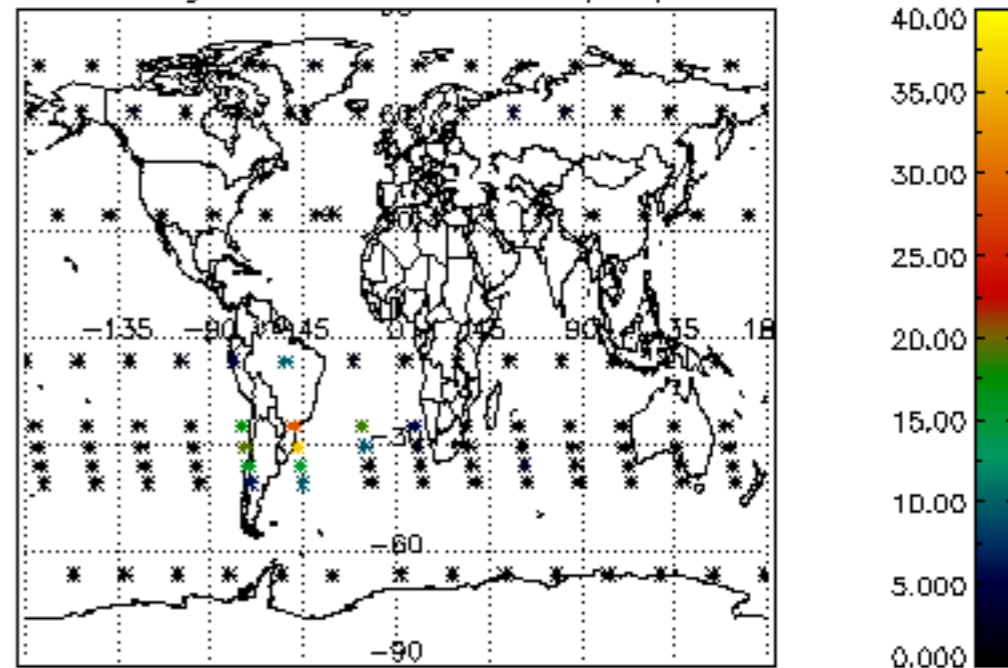
Percentage of datation errors per profile



Percentage of star falling outside central band per profile

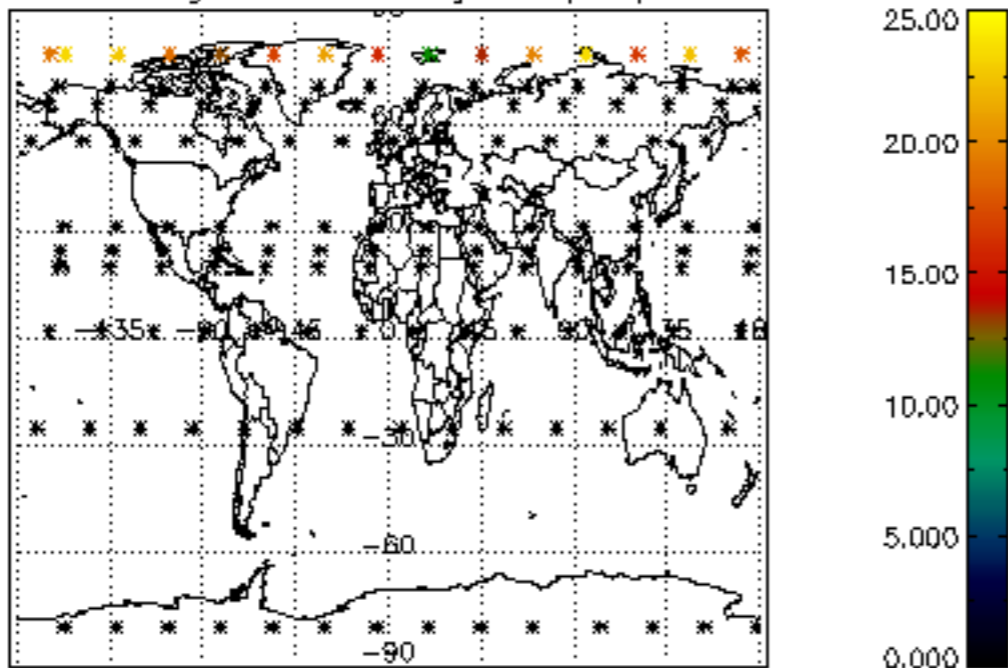


Percentage of saturation errors per profile

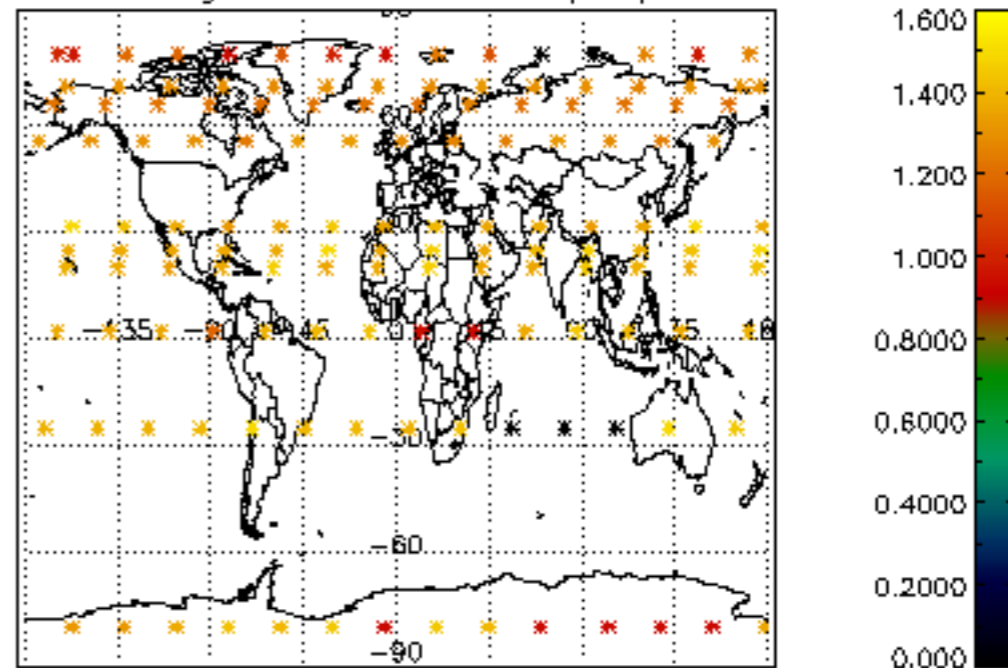




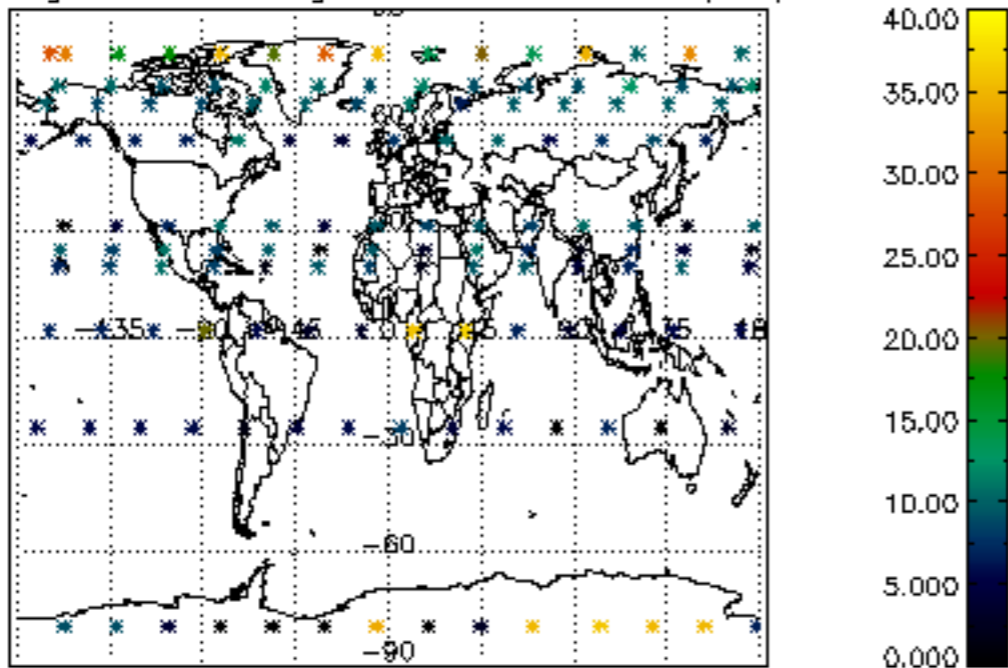
Percentage of cosmic ray hits per profile



Percentage of datation errors per profile



Percentage of star falling outside central band per profile



Percentage of saturation errors per profile

