

GOMOS Level 2 Daily Report

SUMMARY

[1. General Info](#)

[2. Summary of processed GOM_NL_2P products](#)

[3. Level 2 Quality information per product](#)

[3.1 Plot of level 2 quality information per product \(time dependant\)](#)

[3.2 Plot of level 2 quality information per product \(world map\)](#)

[4. Level 1 Quality information per product \(stored on level 2 products\)](#)

[4.1 Plot of level 1 quality information per product \(time dependant\)](#)

[4.1.1 Plot of level 1 quality information per product \(time dependant\): ASCENDING](#)

[4.1.2 Plot of level 1 quality information per product \(time dependant\): DESCENDING](#)

[4.2 Plot of level 1 quality information per product \(world map\)](#)

[4.2.1 Plot of level 1 quality information per product \(world map\): ASCENDING](#)

[4.2.2 Plot of level 1 quality information per product \(world map\): DESCENDING](#)

[5. Ozone profiles based on quality statistics and other trace gas profiles](#)

[5.1 Ozone statistics based on quality of products](#)

[5.2 Plot ozone profiles for all STD \(dark without errors\)](#)

[5.3 Plot ozone profiles where STD < 20% \(dark without errors\)](#)

[5.4. Plot ozone profiles where STD < 10% \(dark without errors\)](#)

[5.5. Plot ozone profiles where STD < 5% \(dark without errors\)](#)

[5.6 Plot NO2 profiles for all STD \(dark without errors\)](#)

[5.7 Plot NO3 profiles for all STD \(dark without errors\)](#)

[5.8 Plot H2O profiles \(only for occultations of stars 1,2,3,4,13,14,16,26,63 dark without errors\) for all STD](#)

[6. Auxiliary Data Files used for the production reported in section 2](#)

This report presents the daily analysis on parameters extracted from GOMOS level 2 data (GOM_NL__2P). It is intended to monitor some important parameters that will impact the quality of these products. A list of level 2 products (and content) that have arrived during the reporting day to the PCF is also given.

Item	Value
Time of report generation	24APR2013 03:39:32
Data source version	GOMOS/6.01
Start time of products	27-08-2006 (27AUG2006 00:00:00)
Stop time of products	28-08-2006 (28AUG2006 00:00:00)
Store outputs in DB	Yes
Nb of level 2 prods	250
Nb of prods with errors	0

2. Summary of processed GOM_NL__2P products.

Nr	Filename	UTC Start time	Limb	Duration	Star Id	Star Name	Star Mag	Star Temp	Nb Meas	Orbit	Prod. error
1	GOM_NL__2PRFIN20060827_000432_000000292050_00374_23474_1454.N1	27-AUG-2006 00:04:32	Bright	29.000	92	53Eps Cyg	2.5000	4500.0	58	23474	No
2	GOM_NL__2PRFIN20060827_000619_000000332050_00374_23474_1455.N1	27-AUG-2006 00:06:19	Bright	32.500	66	37Gam Cyg	2.2080	5900.0	65	23474	No
3	GOM_NL__2PRFIN20060827_000743_000000332050_00374_23474_1456.N1	27-AUG-2006 00:07:43	Bright	33.000	19	50Alp Cyg	1.2460	10500.	66	23474	No
4	GOM_NL__2PRFIN20060827_001250_000000312050_00374_23474_1457.N1	27-AUG-2006 00:12:50	Bright	31.000	89	5Alp Cep	2.4510	8000.0	62	23474	No
5	GOM_NL__2PRFIN20060827_002021_000000272050_00374_23474_1458.N1	27-AUG-2006 00:20:21	Bright	27.000	49	1Alp UMi	1.9900	6300.0	54	23474	No
6	GOM_NL__2PRFIN20060827_003707_000000482050_00374_23474_1459.N1	27-AUG-2006 00:37:07	Bright	48.000	24	66Alp Gem	1.5800	10200.	96	23474	No
7	GOM_NL__2PRFIN20060827_004439_000000352050_00374_23474_1460.N1	27-AUG-2006 00:44:39	Twilight	35.000	8	10Alp CMi	0.40000	6500.0	70	23474	No
8	GOM_NL__2PRFIN20060827_005158_000000462050_00374_23474_1461.N1	27-AUG-2006 00:51:58	Dark	45.500	1	9Alp CMa	-1.4400	11000.	91	23474	No
9	GOM_NL__2PRFIN20060827_005322_000000332050_00374_23474_1462.N1	27-AUG-2006 00:53:22	Dark	32.500	179	24Omi2CMa	3.0320	24000.	65	23474	No
10	GOM_NL__2PRFIN20060827_005450_000000372050_00374_23474_1463.N1	27-AUG-2006 00:54:50	Dark	37.000	23	21Eps CMa	1.5020	26000.	74	23474	No
11	GOM_NL__2PRFIN20060827_005634_000000392050_00374_23474_1464.N1	27-AUG-2006 00:56:34	Dark	39.000	117	Pi Pup	2.7060	3800.0	78	23474	No
12	GOM_NL__2PRFIN20060827_010139_000000472050_00374_23474_1465.N1	27-AUG-2006 01:01:39	Dark	47.000	2	Alp Car	-0.73600	7000.0	94	23474	No
13	GOM_NL__2PRFIN20060827_011147_000000352050_00375_23475_1447.N1	27-AUG-2006 01:11:47	Dark	34.500	143	Alp Hyi	2.8570	7200.0	69	23475	No
14	GOM_NL__2PRFIN20060827_011300_000000372050_00375_23475_1448.N1	27-AUG-2006 01:13:00	Dark	37.000	9	Alp Eri	0.45300	24000.	74	23475	No
15	GOM_NL__2PRFIN20060827_011748_000000382050_00375_23475_1449.N1	27-AUG-2006 01:17:48	Straylight	37.500	148	Alp Tuc	2.8780	4100.0	75	23475	No
16	GOM_NL__2PRFIN20060827_012126_000000352050_00375_23475_1450.N1	27-AUG-2006 01:21:26	Straylight	35.000	31	Alp Gru	1.7340	15200.	70	23475	No
17	GOM_NL__2PRFIN20060827_012418_000000332050_00375_23475_1451.N1	27-AUG-2006 01:24:18	Straylight	32.500	172	Gam Gru	3.0030	13100.	65	23475	No
18	GOM_NL__2PRFIN20060827_013031_000000352050_00375_23475_1452.N1	27-AUG-2006 01:30:31	Bright	34.500	142	49Del Cap	2.8500	8900.0	69	23475	No
19	GOM_NL__2PRFIN20060827_013343_000000332050_00375_23475_1453.N1	27-AUG-2006 01:33:43	Bright	33.000	154	22Bet Aqr	2.8990	5700.0	66	23475	No
20	GOM_NL__2PRFIN20060827_014508_000000322050_00375_23475_1454.N1	27-AUG-2006 01:45:08	Bright	31.500	92	53Eps Cyg	2.5000	4500.0	63	23475	No
21	GOM_NL__2PRFIN20060827_014655_000000282050_00375_23475_1455.N1	27-AUG-2006 01:46:55	Bright	27.500	66	37Gam Cyg	2.2080	5900.0	55	23475	No
22	GOM_NL__2PRFIN20060827_014819_000000282050_00375_23475_1456.N1	27-AUG-2006 01:48:19	Bright	28.000	19	50Alp Cyg	1.2460	10500.	56	23475	No
23	GOM_NL__2PRFIN20060827_015326_000000312050_00375_23475_1457.N1	27-AUG-2006 01:53:26	Bright	30.500	89	5Alp Cep	2.4510	8000.0	61	23475	No
24	GOM_NL__2PRFIN20060827_020057_000000282050_00375_23475_1458.N1	27-AUG-2006 02:00:57	Bright	28.000	49	1Alp UMi	1.9900	6300.0	56	23475	No
25	GOM_NL__2PRFIN20060827_021743_000000462050_00375_23475_1459.N1	27-AUG-2006 02:17:43	Bright	46.000	24	66Alp Gem	1.5800	10200.	92	23475	No
26	GOM_NL__2PRFIN20060827_022515_000000362050_00375_23475_1460.N1	27-AUG-2006 02:25:15	Twilight	35.500	8	10Alp CMi	0.40000	6500.0	71	23475	No
27	GOM_NL__2PRFIN20060827_023234_000000502050_00375_23475_1461.N1	27-AUG-2006 02:32:34	Dark	50.000	1	9Alp CMa	-1.4400	11000.	100	23475	No
28	GOM_NL__2PRFIN20060827_023527_000000382050_00375_23475_1462.N1	27-AUG-2006 02:35:27	Dark	37.500	23	21Eps CMa	1.5020	26000.	75	23475	No
29	GOM_NL__2PRFIN20060827_023710_000000362050_00375_23475_1463.N1	27-AUG-2006 02:37:10	Dark	36.000	117	Pi Pup	2.7060	3800.0	72	23475	No
30	GOM_NL__2PRFIN20060827_024215_000000442050_00375_23475_1464.N1	27-AUG-2006 02:42:15	Dark	44.000	2	Alp Car	-0.73600	7000.0	88	23475	No
31	GOM_NL__2PRFIN20060827_025224_000000342050_00376_23476_1467.N1	27-AUG-2006 02:52:24	Dark	34.000	143	Alp Hyi	2.8570	7200.0	68	23476	No
32	GOM_NL__2PRFIN20060827_025336_000000372050_00376_23476_1468.N1	27-AUG-2006 02:53:36	Dark	36.500	9	Alp Eri	0.45300	24000.	73	23476	No
33	GOM_NL__2PRFIN20060827_025824_000000332050_00376_23476_1469.N1	27-AUG-2006 02:58:24	Straylight	33.000	148	Alp Tuc	2.8780	4100.0	66	23476	No
34	GOM_NL__2PRFIN20060827_030202_000000352050_00376_23476_1470.N1	27-AUG-2006 03:02:02	Straylight	35.000	31	Alp Gru	1.7340	15200.	70	23476	No
35	GOM_NL__2PRFIN20060827_030454_000000332050_00376_23476_1471.N1	27-AUG-2006 03:04:54	Straylight	32.500	172	Gam Gru	3.0030	13100.	65	23476	No
36	GOM_NL__2PRFIN20060827_031107_000000392050_00376_23476_1472.N1	27-AUG-2006 03:11:07	Bright	38.500	142	49Del Cap	2.8500	8900.0	77	23476	No
37	GOM_NL__2PRFIN20060827_031419_000000332050_00376_23476_1473.N1	27-AUG-2006 03:14:19	Bright	32.500	154	22Bet Aqr	2.8990	5700.0	65	23476	No
38	GOM_NL__2PRFIN20060827_032543_000000312050_00376_23476_1474.N1	27-AUG-2006 03:25:43	Bright	30.500	92	53Eps Cyg	2.5000	4500.0	61	23476	No
39	GOM_NL__2PRFIN20060827_032731_000000302050_00376_23476_1475.N1	27-AUG-2006 03:27:31	Bright	29.500	66	37Gam Cyg	2.2080	5900.0	59	23476	No
40	GOM_NL__2PRFIN20060827_032855_000000342050_00376_23476_1476.N1	27-AUG-2006 03:28:55	Bright	33.500	19	50Alp Cyg	1.2460	10500.	67	23476	No
41	GOM_NL__2PRFIN20060827_033402_000000302050_00376_23476_1477.N1	27-AUG-2006 03:34:02	Bright	29.500	89	5Alp Cep	2.4510	8000.0	59	23476	No
42	GOM_NL__2PRFIN20060827_034133_000000282050_00376_23476_1478.N1	27-AUG-2006 03:41:33	Bright	28.000	49	1Alp UMi	1.9900	6300.0	56	23476	No

43	GOM_NL__2PRFIN20060827_035819_000000302050_00376_23476_1479.N1	27-AUG-2006 03:58:19	Bright	29.500	24	66Alp Gem	1.5800	10200.	59	23476	No
44	GOM_NL__2PRFIN20060827_040551_000000362050_00376_23476_1480.N1	27-AUG-2006 04:05:51	Twilight	36.000	8	10Alp CMi	0.40000	6500.0	72	23476	No
45	GOM_NL__2PRFIN20060827_041311_000000452050_00376_23476_1481.N1	27-AUG-2006 04:13:11	Dark	44.500	1	9Alp CMa	-1.4400	11000.	89	23476	No
46	GOM_NL__2PRFIN20060827_041435_000000342050_00376_23476_1482.N1	27-AUG-2006 04:14:35	Dark	33.500	179	24Omi2CMa	3.0320	24000.	67	23476	No
47	GOM_NL__2PRFIN20060827_041603_000000382050_00376_23476_1483.N1	27-AUG-2006 04:16:03	Dark	37.500	23	21Eps CMa	1.5020	26000.	75	23476	No
48	GOM_NL__2PRFIN20060827_041746_000000372050_00376_23476_1484.N1	27-AUG-2006 04:17:46	Dark	37.000	117	Pi Pup	2.7060	3800.0	74	23476	No
49	GOM_NL__2PRFIN20060827_042251_000000462050_00376_23476_1485.N1	27-AUG-2006 04:22:51	Dark	46.000	2	Alp Car	-0.73600	7000.0	92	23476	No
50	GOM_NL__2PRFIN20060827_043300_000000342050_00377_23477_1467.N1	27-AUG-2006 04:33:00	Dark	33.500	143	Alp Hyi	2.8570	7200.0	67	23477	No
51	GOM_NL__2PRFIN20060827_043413_000000392050_00377_23477_1468.N1	27-AUG-2006 04:34:13	Dark	38.500	9	Alp Eri	0.45300	24000.	77	23477	No
52	GOM_NL__2PRFIN20060827_043900_000000332050_00377_23477_1469.N1	27-AUG-2006 04:39:00	Straylight	33.000	148	Alp Tuc	2.8780	4100.0	66	23477	No
53	GOM_NL__2PRFIN20060827_044238_000000332050_00377_23477_1470.N1	27-AUG-2006 04:42:38	Straylight	33.000	31	Alp Gru	1.7340	15200.	66	23477	No
54	GOM_NL__2PRFIN20060827_044531_000000322050_00377_23477_1471.N1	27-AUG-2006 04:45:31	Straylight	32.000	172	Gam Gru	3.0030	13100.	64	23477	No
55	GOM_NL__2PRFIN20060827_045143_000000492050_00377_23477_1472.N1	27-AUG-2006 04:51:43	Bright	49.000	142	49Del Cap	2.8500	8900.0	98	23477	No
56	GOM_NL__2PRFIN20060827_045455_000000322050_00377_23477_1473.N1	27-AUG-2006 04:54:55	Bright	32.000	154	22Bet Aqr	2.8990	5700.0	64	23477	No
57	GOM_NL__2PRFIN20060827_050619_000000332050_00377_23477_1474.N1	27-AUG-2006 05:06:19	Bright	32.500	92	53Eps Cyg	2.5000	4500.0	65	23477	No
58	GOM_NL__2PRFIN20060827_050807_000000322050_00377_23477_1475.N1	27-AUG-2006 05:08:07	Bright	31.500	66	37Gam Cyg	2.2080	5900.0	63	23477	No
59	GOM_NL__2PRFIN20060827_050931_000000332050_00377_23477_1476.N1	27-AUG-2006 05:09:31	Bright	32.500	19	50Alp Cyg	1.2460	10500.	65	23477	No
60	GOM_NL__2PRFIN20060827_051437_000000302050_00377_23477_1477.N1	27-AUG-2006 05:14:37	Bright	30.000	89	5Alp Cep	2.4510	8000.0	60	23477	No
61	GOM_NL__2PRFIN20060827_052209_000000302050_00377_23477_1478.N1	27-AUG-2006 05:22:09	Bright	29.500	49	1Alp UMi	1.9900	6300.0	59	23477	No
62	GOM_NL__2PRFIN20060827_053855_000000302050_00377_23477_1479.N1	27-AUG-2006 05:38:55	Bright	30.000	24	66Alp Gem	1.5800	10200.	60	23477	No
63	GOM_NL__2PRFIN20060827_054627_000000422050_00377_23477_1480.N1	27-AUG-2006 05:46:27	Twilight	41.500	8	10Alp CMi	0.40000	6500.0	83	23477	No
64	GOM_NL__2PRFIN20060827_055347_000000402050_00377_23477_1481.N1	27-AUG-2006 05:53:47	Dark	39.500	1	9Alp CMa	-1.4400	11000.	79	23477	No
65	GOM_NL__2PRFIN20060827_055511_000000352050_00377_23477_1482.N1	27-AUG-2006 05:55:11	Dark	35.000	179	24Omi2CMa	3.0320	24000.	70	23477	No
66	GOM_NL__2PRFIN20060827_055639_000000372050_00377_23477_1483.N1	27-AUG-2006 05:56:39	Dark	36.500	23	21Eps CMa	1.5020	26000.	73	23477	No
67	GOM_NL__2PRFIN20060827_055822_000000352050_00377_23477_1484.N1	27-AUG-2006 05:58:22	Dark	34.500	117	Pi Pup	2.7060	3800.0	69	23477	No
68	GOM_NL__2PRFIN20060827_060328_000000462050_00377_23477_1485.N1	27-AUG-2006 06:03:28	Dark	45.500	2	Alp Car	-0.73600	7000.0	91	23477	No
69	GOM_NL__2PRFIN20060827_061337_000000332050_00378_23478_1467.N1	27-AUG-2006 06:13:37	Dark	33.000	143	Alp Hyi	2.8570	7200.0	66	23478	No
70	GOM_NL__2PRFIN20060827_061450_000000412050_00378_23478_1468.N1	27-AUG-2006 06:14:50	Dark	41.000	9	Alp Eri	0.45300	24000.	82	23478	No
71	GOM_NL__2PRFIN20060827_061937_000000332050_00378_23478_1469.N1	27-AUG-2006 06:19:37	Straylight	32.500	148	Alp Tuc	2.8780	4100.0	65	23478	No
72	GOM_NL__2PRFIN20060827_062315_000000362050_00378_23478_1470.N1	27-AUG-2006 06:23:15	Straylight	35.500	31	Alp Gru	1.7340	15200.	71	23478	No
73	GOM_NL__2PRFIN20060827_062607_000000322050_00378_23478_1471.N1	27-AUG-2006 06:26:07	Straylight	32.000	172	Gam Gru	3.0030	13100.	64	23478	No
74	GOM_NL__2PRFIN20060827_063220_000000402050_00378_23478_1472.N1	27-AUG-2006 06:32:20	Bright	40.000	142	49Del Cap	2.8500	8900.0	80	23478	No
75	GOM_NL__2PRFIN20060827_063532_000000332050_00378_23478_1473.N1	27-AUG-2006 06:35:32	Bright	32.500	154	22Bet Aqr	2.8990	5700.0	65	23478	No
76	GOM_NL__2PRFIN20060827_064655_000000322050_00378_23478_1474.N1	27-AUG-2006 06:46:55	Bright	32.000	92	53Eps Cyg	2.5000	4500.0	64	23478	No
77	GOM_NL__2PRFIN20060827_064843_000000302050_00378_23478_1475.N1	27-AUG-2006 06:48:43	Bright	30.000	66	37Gam Cyg	2.2080	5900.0	60	23478	No
78	GOM_NL__2PRFIN20060827_065007_000000312050_00378_23478_1476.N1	27-AUG-2006 06:50:07	Bright	30.500	19	50Alp Cyg	1.2460	10500.	61	23478	No
79	GOM_NL__2PRFIN20060827_065513_000000312050_00378_23478_1477.N1	27-AUG-2006 06:55:13	Bright	30.500	89	5Alp Cep	2.4510	8000.0	61	23478	No
80	GOM_NL__2PRFIN20060827_070245_000000302050_00378_23478_1478.N1	27-AUG-2006 07:02:45	Bright	29.500	49	1Alp UMi	1.9900	6300.0	59	23478	No
81	GOM_NL__2PRFIN20060827_071931_000000292050_00378_23478_1479.N1	27-AUG-2006 07:19:31	Bright	29.000	24	66Alp Gem	1.5800	10200.	58	23478	No
82	GOM_NL__2PRFIN20060827_072703_000000432050_00378_23478_1480.N1	27-AUG-2006 07:27:03	Twilight	42.500	8	10Alp CMi	0.40000	6500.0	85	23478	No
83	GOM_NL__2PRFIN20060827_073424_000000502050_00378_23478_1481.N1	27-AUG-2006 07:34:24	Dark	50.000	1	9Alp CMa	-1.4400	11000.	100	23478	No
84	GOM_NL__2PRFIN20060827_073548_000000352050_00378_23478_1482.N1	27-AUG-2006 07:35:48	Dark	34.500	179	24Omi2CMa	3.0320	24000.	69	23478	No
85	GOM_NL__2PRFIN20060827_073716_000000382050_00378_23478_1483.N1	27-AUG-2006 07:37:16	Dark	37.500	23	21Eps CMa	1.5020	26000.	75	23478	No
86	GOM_NL__2PRFIN20060827_073859_000000392050_00378_23478_1484.N1	27-AUG-2006 07:38:59	Dark	38.500	117	Pi Pup	2.7060	3800.0	77	23478	No
87	GOM_NL__2PRFIN20060827_074404_000000392050_00378_23478_1485.N1	27-AUG-2006 07:44:04	Dark	38.500	2	Alp Car	-0.73600	7000.0	77	23478	No
88	GOM_NL__2PRFIN20060827_093556_000000532050_00380_23480_1467.N1	27-AUG-2006 09:35:56	Dark	52.500	9	Alp Eri	0.45300	24000.	105	23480	No
89	GOM_NL__2PRFIN20060827_094421_000000402050_00380_23480_1468.N1	27-AUG-2006 09:44:21	Straylight	39.500	31	Alp Gru	1.7340	15200.	79	23480	No
90	GOM_NL__2PRFIN20060827_094713_000000392050_00380_23480_1469.N1	27-AUG-2006 09:47:13	Straylight	39.000	172	Gam Gru	3.0030	13100.	78	23480	No
91	GOM_NL__2PRFIN20060827_095325_000000522050_00380_23480_1470.N1	27-AUG-2006 09:53:25	Bright	52.000	142	49Del Cap	2.8500	8900.0	104	23480	No
92	GOM_NL__2PRFIN20060827_095637_000000392050_00380_23480_1471.N1	27-AUG-2006 09:56:37	Bright	39.000	154	22Bet Aqr	2.8990	5700.0	78	23480	No
93	GOM_NL__2PRFIN20060827_100116_000000402050_00380_23480_1472.N1	27-AUG-2006 10:01:16	Bright	40.000	61	8Eps Peg	2.1000	3900.0	80	23480	No
94	GOM_NL__2PRFIN20060827_100801_000000382050_00380_23480_1473.N1	27-AUG-2006 10:08:01	Bright	38.000	92	53Eps Cyg	2.5000	4500.0	76	23480	No
95	GOM_NL__2PRFIN20060827_100949_000000362050_00380_23480_1474.N1	27-AUG-2006 10:09:49	Bright	36.000	66	37Gam Cyg	2.2080	5900.0	72	23480	No
96	GOM_NL__2PRFIN20060827_101113_000000382050_00380_23480_1475.N1	27-AUG-2006 10:11:13	Bright	38.000	19	50Alp Cyg	1.2460	10500.	76	23480	No
97	GOM_NL__2PRFIN20060827_101619_000000372050_00380_23480_1476.N1	27-AUG-2006 10:16:19	Bright	36.500	89	5Alp Cep	2.4510	8000.0	73	23480	No
98	GOM_NL__2PRFIN20060827_102351_000000362050_00380_23480_1477.N1	27-AUG-2006 10:23:51	Bright	36.000	49	1Alp UMi	1.9900	6300.0	72	23480	No
99	GOM_NL__2PRFIN20060827_104038_000000362050_00380_23480_1478.N1	27-AUG-2006 10:40:38	Bright	35.500	24	66Alp Gem	1.5800	10200.	71	23480	No
100	GOM_NL__2PRFIN20060827_104311_000000442050_00380_23480_1479.N1	27-AUG-2006 10:43:11	Bright	44.000	170	27Eps Gem	3.0000	9700.0	88	23480	No
101	GOM_NL__2PRFIN20060827_104810_000000532050_00380_23480_1480.N1	27-AUG-2006 10:48:10	Twilight	53.000	8	10Alp CMi	0.40000	6500.0	106	23480	No

102	GOM_NL__2PRFIN20060827_105530_000000542050_00380_23480_1481.N1	27-AUG-2006 10:55:30	Dark	53.500	1	9Alp CMa	-1.4400	11000.	107	23480	No
103	GOM_NL__2PRFIN20060827_105654_000000402050_00380_23480_1482.N1	27-AUG-2006 10:56:54	Dark	39.500	179	24Omi2CMa	3.0320	24000.	79	23480	No
104	GOM_NL__2PRFIN20060827_105822_000000432050_00380_23480_1483.N1	27-AUG-2006 10:58:22	Dark	43.000	23	21Eps CMa	1.5020	26000.	86	23480	No
105	GOM_NL__2PRFIN20060827_105951_000000412050_00380_23480_1484.N1	27-AUG-2006 10:59:51	Dark	41.000	177	1Zet CMa	3.0220	26000.	82	23480	No
106	GOM_NL__2PRFIN20060827_110511_000000492050_00380_23480_1485.N1	27-AUG-2006 11:05:11	Dark	49.000	2	Alp Car	-0.73600	7000.0	98	23480	No
107	GOM_NL__2PRFIN20060827_111633_000000432050_00381_23481_1467.N1	27-AUG-2006 11:16:33	Dark	43.000	9	Alp Eri	0.45300	24000.	86	23481	No
108	GOM_NL__2PRFIN20060827_112457_000000422050_00381_23481_1468.N1	27-AUG-2006 11:24:57	Straylight	42.000	31	Alp Gru	1.7340	15200.	84	23481	No
109	GOM_NL__2PRFIN20060827_112749_000000392050_00381_23481_1469.N1	27-AUG-2006 11:27:49	Straylight	38.500	172	Gam Gru	3.0030	13100.	77	23481	No
110	GOM_NL__2PRFIN20060827_113401_000000482050_00381_23481_1470.N1	27-AUG-2006 11:34:01	Bright	48.000	142	49Del Cap	2.8500	8900.0	96	23481	No
111	GOM_NL__2PRFIN20060827_113713_000000392050_00381_23481_1471.N1	27-AUG-2006 11:37:13	Bright	38.500	154	22Bet Aqr	2.8990	5700.0	77	23481	No
112	GOM_NL__2PRFIN20060827_114152_000000382050_00381_23481_1472.N1	27-AUG-2006 11:41:52	Bright	38.000	61	8Eps Peg	2.1000	3900.0	76	23481	No
113	GOM_NL__2PRFIN20060827_114837_000000372050_00381_23481_1473.N1	27-AUG-2006 11:48:37	Bright	37.000	92	53Eps Cyg	2.5000	4500.0	74	23481	No
114	GOM_NL__2PRFIN20060827_115025_000000372050_00381_23481_1474.N1	27-AUG-2006 11:50:25	Bright	37.000	66	37Gam Cyg	2.2080	5900.0	74	23481	No
115	GOM_NL__2PRFIN20060827_115149_000000372050_00381_23481_1475.N1	27-AUG-2006 11:51:49	Bright	36.500	19	50Alp Cyg	1.2460	10500.	73	23481	No
116	GOM_NL__2PRFIN20060827_115655_000000372050_00381_23481_1476.N1	27-AUG-2006 11:56:55	Bright	37.000	89	5Alp Cep	2.4510	8000.0	74	23481	No
117	GOM_NL__2PRFIN20060827_120426_000000372050_00381_23481_1477.N1	27-AUG-2006 12:04:26	Bright	36.500	49	1Alp UMi	1.9900	6300.0	73	23481	No
118	GOM_NL__2PRFIN20060827_122114_000000372050_00381_23481_1478.N1	27-AUG-2006 12:21:14	Bright	37.000	24	66Alp Gem	1.5800	10200.	74	23481	No
119	GOM_NL__2PRFIN20060827_122348_000000442050_00381_23481_1479.N1	27-AUG-2006 12:23:48	Bright	43.500	170	27Eps Gem	3.0000	9700.0	87	23481	No
120	GOM_NL__2PRFIN20060827_122846_000000472050_00381_23481_1480.N1	27-AUG-2006 12:28:46	Twilight	47.000	8	10Alp CMi	0.40000	6500.0	94	23481	No
121	GOM_NL__2PRFIN20060827_123607_000000492050_00381_23481_1481.N1	27-AUG-2006 12:36:07	Dark	48.500	1	9Alp CMa	-1.4400	11000.	97	23481	No
122	GOM_NL__2PRFIN20060827_123731_000000422050_00381_23481_1482.N1	27-AUG-2006 12:37:31	Dark	41.500	179	24Omi2CMa	3.0320	24000.	83	23481	No
123	GOM_NL__2PRFIN20060827_123859_000000432050_00381_23481_1483.N1	27-AUG-2006 12:38:59	Dark	42.500	23	21Eps CMa	1.5020	26000.	85	23481	No
124	GOM_NL__2PRFIN20060827_124027_000000382050_00381_23481_1484.N1	27-AUG-2006 12:40:27	Dark	38.000	177	1Zet CMa	3.0220	26000.	76	23481	No
125	GOM_NL__2PRFIN20060827_124547_000000532050_00381_23481_1485.N1	27-AUG-2006 12:45:47	Dark	52.500	2	Alp Car	-0.73600	7000.0	105	23481	No
126	GOM_NL__2PRFIN20060827_125709_000000452050_00382_23482_1467.N1	27-AUG-2006 12:57:09	Dark	44.500	9	Alp Eri	0.45300	24000.	89	23482	No
127	GOM_NL__2PRFIN20060827_130534_000000402050_00382_23482_1468.N1	27-AUG-2006 13:05:34	Straylight	40.000	31	Alp Gru	1.7340	15200.	80	23482	No
128	GOM_NL__2PRFIN20060827_130825_000000372050_00382_23482_1469.N1	27-AUG-2006 13:08:25	Straylight	37.000	172	Gam Gru	3.0030	13100.	74	23482	No
129	GOM_NL__2PRFIN20060827_131437_000000482050_00382_23482_1470.N1	27-AUG-2006 13:14:37	Bright	47.500	142	49Del Cap	2.8500	8900.0	95	23482	No
130	GOM_NL__2PRFIN20060827_131749_000000392050_00382_23482_1471.N1	27-AUG-2006 13:17:49	Bright	39.000	154	22Bet Aqr	2.8990	5700.0	78	23482	No
131	GOM_NL__2PRFIN20060827_132227_000000382050_00382_23482_1472.N1	27-AUG-2006 13:22:27	Bright	38.000	61	8Eps Peg	2.1000	3900.0	76	23482	No
132	GOM_NL__2PRFIN20060827_132913_000000382050_00382_23482_1473.N1	27-AUG-2006 13:29:13	Bright	37.500	92	53Eps Cyg	2.5000	4500.0	75	23482	No
133	GOM_NL__2PRFIN20060827_133101_000000352050_00382_23482_1474.N1	27-AUG-2006 13:31:01	Bright	35.000	66	37Gam Cyg	2.2080	5900.0	70	23482	No
134	GOM_NL__2PRFIN20060827_133225_000000342050_00382_23482_1475.N1	27-AUG-2006 13:32:25	Bright	33.500	19	50Alp Cyg	1.2460	10500.	67	23482	No
135	GOM_NL__2PRFIN20060827_133731_000000362050_00382_23482_1476.N1	27-AUG-2006 13:37:31	Bright	36.000	89	5Alp Cep	2.4510	8000.0	72	23482	No
136	GOM_NL__2PRFIN20060827_134502_000000362050_00382_23482_1477.N1	27-AUG-2006 13:45:02	Bright	35.500	49	1Alp UMi	1.9900	6300.0	71	23482	No
137	GOM_NL__2PRFIN20060827_140150_000000362050_00382_23482_1478.N1	27-AUG-2006 14:01:50	Bright	36.000	24	66Alp Gem	1.5800	10200.	72	23482	No
138	GOM_NL__2PRFIN20060827_140424_000000442050_00382_23482_1479.N1	27-AUG-2006 14:04:24	Bright	44.000	170	27Eps Gem	3.0000	9700.0	88	23482	No
139	GOM_NL__2PRFIN20060827_140923_000000482050_00382_23482_1480.N1	27-AUG-2006 14:09:23	Twilight	48.000	8	10Alp CMi	0.40000	6500.0	96	23482	No
140	GOM_NL__2PRFIN20060827_141643_000000492050_00382_23482_1481.N1	27-AUG-2006 14:16:43	Dark	49.000	1	9Alp CMa	-1.4400	11000.	98	23482	No
141	GOM_NL__2PRFIN20060827_141807_000000402050_00382_23482_1482.N1	27-AUG-2006 14:18:07	Dark	39.500	179	24Omi2CMa	3.0320	24000.	79	23482	No
142	GOM_NL__2PRFIN20060827_141935_000000402050_00382_23482_1483.N1	27-AUG-2006 14:19:35	Dark	40.000	23	21Eps CMa	1.5020	26000.	80	23482	No
143	GOM_NL__2PRFIN20060827_142104_000000402050_00382_23482_1484.N1	27-AUG-2006 14:21:04	Dark	40.000	177	1Zet CMa	3.0220	26000.	80	23482	No
144	GOM_NL__2PRFIN20060827_142623_000000472050_00382_23482_1485.N1	27-AUG-2006 14:26:23	Dark	46.500	2	Alp Car	-0.73600	7000.0	93	23482	No
145	GOM_NL__2PRFIN20060827_143746_000000442050_00383_23483_1467.N1	27-AUG-2006 14:37:46	Dark	43.500	9	Alp Eri	0.45300	24000.	87	23483	No
146	GOM_NL__2PRFIN20060827_144610_000000402050_00383_23483_1468.N1	27-AUG-2006 14:46:10	Straylight	39.500	31	Alp Gru	1.7340	15200.	79	23483	No
147	GOM_NL__2PRFIN20060827_144902_000000392050_00383_23483_1469.N1	27-AUG-2006 14:49:02	Straylight	39.000	172	Gam Gru	3.0030	13100.	78	23483	No
148	GOM_NL__2PRFIN20060827_145513_000000502050_00383_23483_1470.N1	27-AUG-2006 14:55:13	Bright	50.000	142	49Del Cap	2.8500	8900.0	100	23483	No
149	GOM_NL__2PRFIN20060827_145825_000000392050_00383_23483_1471.N1	27-AUG-2006 14:58:25	Bright	38.500	154	22Bet Aqr	2.8990	5700.0	77	23483	No
150	GOM_NL__2PRFIN20060827_150303_000000422050_00383_23483_1472.N1	27-AUG-2006 15:03:03	Bright	41.500	61	8Eps Peg	2.1000	3900.0	83	23483	No
151	GOM_NL__2PRFIN20060827_150949_000000362050_00383_23483_1473.N1	27-AUG-2006 15:09:49	Bright	36.000	92	53Eps Cyg	2.5000	4500.0	72	23483	No
152	GOM_NL__2PRFIN20060827_151137_000000342050_00383_23483_1474.N1	27-AUG-2006 15:11:37	Bright	33.500	66	37Gam Cyg	2.2080	5900.0	67	23483	No
153	GOM_NL__2PRFIN20060827_151300_000000342050_00383_23483_1475.N1	27-AUG-2006 15:13:00	Bright	33.500	19	50Alp Cyg	1.2460	10500.	67	23483	No
154	GOM_NL__2PRFIN20060827_151806_000000362050_00383_23483_1476.N1	27-AUG-2006 15:18:06	Bright	35.500	89	5Alp Cep	2.4510	8000.0	71	23483	No
155	GOM_NL__2PRFIN20060827_152538_000000352050_00383_23483_1477.N1	27-AUG-2006 15:25:38	Bright	35.000	49	1Alp UMi	1.9900	6300.0	70	23483	No
156	GOM_NL__2PRFIN20060827_154226_000000372050_00383_23483_1478.N1	27-AUG-2006 15:42:26	Bright	37.000	24	66Alp Gem	1.5800	10200.	74	23483	No
157	GOM_NL__2PRFIN20060827_154500_000000452050_00383_23483_1479.N1	27-AUG-2006 15:45:00	Bright	44.500	170	27Eps Gem	3.0000	9700.0	89	23483	No
158	GOM_NL__2PRFIN20060827_154959_000000492050_00383_23483_1480.N1	27-AUG-2006 15:49:59	Twilight	49.000	8	10Alp CMi	0.40000	6500.0	98	23483	No
159	GOM_NL__2PRFIN20060827_155720_000000512050_00383_23483_1481.N1	27-AUG-2006 15:57:20	Dark	51.000	1	9Alp CMa	-1.4400	11000.	102	23483	No
160	GOM_NL__2PRFIN20060827_155843_000000402050_00383_23483_1482.N1	27-AUG-2006 15:58:43	Dark	39.500	179	24Omi2CMa	3.0320	24000.	79	23483	No

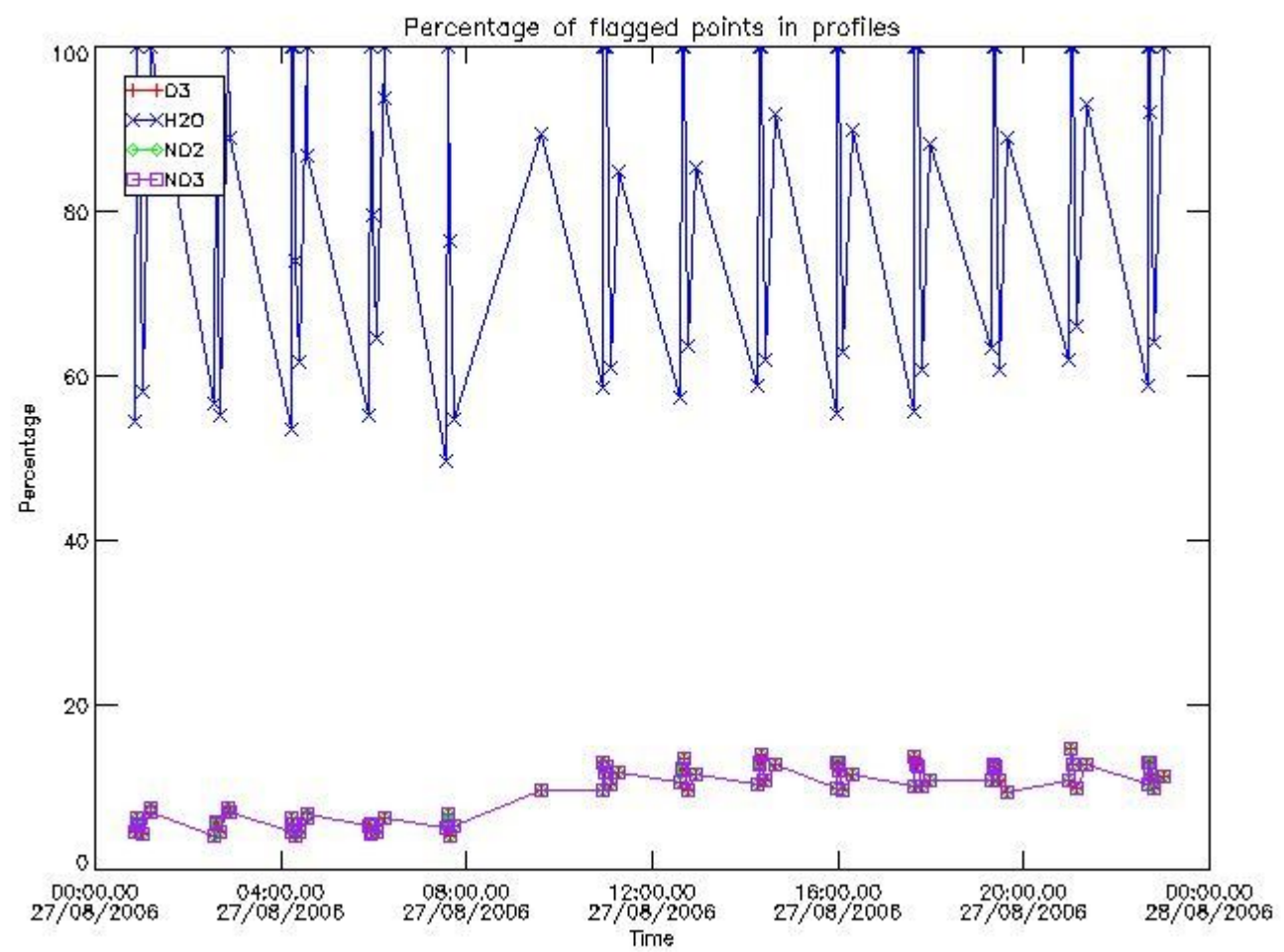
161	GOM_NL__2PRFIN20060827_160012_000000432050_00383_23483_1483.N1	27-AUG-2006 16:00:12	Dark	42.500	23	21Eps CMa	1.5020	26000.	85	23483	No
162	GOM_NL__2PRFIN20060827_160140_000000402050_00383_23483_1484.N1	27-AUG-2006 16:01:40	Dark	39.500	177	1Zet CMa	3.0220	26000.	79	23483	No
163	GOM_NL__2PRFIN20060827_160700_000000532050_00383_23483_1485.N1	27-AUG-2006 16:07:00	Dark	53.000	2	Alp Car	-0.73600	7000.0	106	23483	No
164	GOM_NL__2PRFIN20060827_161823_000000452050_00384_23484_1467.N1	27-AUG-2006 16:18:23	Dark	44.500	9	Alp Eri	0.45300	24000.	89	23484	No
165	GOM_NL__2PRFIN20060827_162646_000000402050_00384_23484_1468.N1	27-AUG-2006 16:26:46	Straylight	40.000	31	Alp Gru	1.7340	15200.	80	23484	No
166	GOM_NL__2PRFIN20060827_162938_000000412050_00384_23484_1469.N1	27-AUG-2006 16:29:38	Straylight	41.000	172	Gam Gru	3.0030	13100.	82	23484	No
167	GOM_NL__2PRFIN20060827_163549_000000472050_00384_23484_1470.N1	27-AUG-2006 16:35:49	Bright	46.500	142	49Del Cap	2.8500	8900.0	93	23484	No
168	GOM_NL__2PRFIN20060827_163901_000000392050_00384_23484_1471.N1	27-AUG-2006 16:39:01	Bright	38.500	154	22Bet Aqr	2.8990	5700.0	77	23484	No
169	GOM_NL__2PRFIN20060827_164339_000000402050_00384_23484_1472.N1	27-AUG-2006 16:43:39	Bright	39.500	61	8Eps Peg	2.1000	3900.0	79	23484	No
170	GOM_NL__2PRFIN20060827_165025_000000372050_00384_23484_1473.N1	27-AUG-2006 16:50:25	Bright	37.000	92	53Eps Cyg	2.5000	4500.0	74	23484	No
171	GOM_NL__2PRFIN20060827_165213_000000372050_00384_23484_1474.N1	27-AUG-2006 16:52:13	Bright	37.000	66	37Gam Cyg	2.2080	5900.0	74	23484	No
172	GOM_NL__2PRFIN20060827_165336_000000342050_00384_23484_1475.N1	27-AUG-2006 16:53:36	Bright	33.500	19	50Alp Cyg	1.2460	10500.	67	23484	No
173	GOM_NL__2PRFIN20060827_165842_000000352050_00384_23484_1476.N1	27-AUG-2006 16:58:42	Bright	34.500	89	5Alp Cep	2.4510	8000.0	69	23484	No
174	GOM_NL__2PRFIN20060827_170614_000000362050_00384_23484_1477.N1	27-AUG-2006 17:06:14	Bright	36.000	49	1Alp UMi	1.9900	6300.0	72	23484	No
175	GOM_NL__2PRFIN20060827_172302_000000352050_00384_23484_1478.N1	27-AUG-2006 17:23:02	Bright	34.500	24	66Alp Gem	1.5800	10200.	69	23484	No
176	GOM_NL__2PRFIN20060827_172536_000000442050_00384_23484_1479.N1	27-AUG-2006 17:25:36	Bright	43.500	170	27Eps Gem	3.0000	9700.0	87	23484	No
177	GOM_NL__2PRFIN20060827_173035_000000482050_00384_23484_1480.N1	27-AUG-2006 17:30:35	Twilight	47.500	8	10Alp CMi	0.40000	6500.0	95	23484	No
178	GOM_NL__2PRFIN20060827_173756_000000502050_00384_23484_1481.N1	27-AUG-2006 17:37:56	Dark	50.000	1	9Alp CMa	-1.4400	11000.	100	23484	No
179	GOM_NL__2PRFIN20060827_173920_000000412050_00384_23484_1482.N1	27-AUG-2006 17:39:20	Dark	41.000	179	24Omi2CMa	3.0320	24000.	82	23484	No
180	GOM_NL__2PRFIN20060827_174048_000000442050_00384_23484_1483.N1	27-AUG-2006 17:40:48	Dark	43.500	23	21Eps CMa	1.5020	26000.	87	23484	No
181	GOM_NL__2PRFIN20060827_174217_000000412050_00384_23484_1484.N1	27-AUG-2006 17:42:17	Dark	40.500	177	1Zet CMa	3.0220	26000.	81	23484	No
182	GOM_NL__2PRFIN20060827_174736_000000502050_00384_23484_1485.N1	27-AUG-2006 17:47:36	Dark	50.000	2	Alp Car	-0.73600	7000.0	100	23484	No
183	GOM_NL__2PRFIN20060827_175859_000000472050_00385_23485_1468.N1	27-AUG-2006 17:58:59	Dark	47.000	9	Alp Eri	0.45300	24000.	94	23485	No
184	GOM_NL__2PRFIN20060827_180722_000000382050_00385_23485_1469.N1	27-AUG-2006 18:07:22	Straylight	38.000	31	Alp Gru	1.7340	15200.	76	23485	No
185	GOM_NL__2PRFIN20060827_181014_000000392050_00385_23485_1470.N1	27-AUG-2006 18:10:14	Straylight	39.000	172	Gam Gru	3.0030	13100.	78	23485	No
186	GOM_NL__2PRFIN20060827_181626_000000512050_00385_23485_1471.N1	27-AUG-2006 18:16:26	Bright	50.500	142	49Del Cap	2.8500	8900.0	101	23485	No
187	GOM_NL__2PRFIN20060827_181937_000000392050_00385_23485_1472.N1	27-AUG-2006 18:19:37	Bright	39.000	154	22Bet Aqr	2.8990	5700.0	78	23485	No
188	GOM_NL__2PRFIN20060827_182415_000000392050_00385_23485_1473.N1	27-AUG-2006 18:24:15	Bright	38.500	61	8Eps Peg	2.1000	3900.0	77	23485	No
189	GOM_NL__2PRFIN20060827_183101_000000372050_00385_23485_1474.N1	27-AUG-2006 18:31:01	Bright	37.000	92	53Eps Cyg	2.5000	4500.0	74	23485	No
190	GOM_NL__2PRFIN20060827_183249_000000372050_00385_23485_1475.N1	27-AUG-2006 18:32:49	Bright	37.000	66	37Gam Cyg	2.2080	5900.0	74	23485	No
191	GOM_NL__2PRFIN20060827_183412_000000382050_00385_23485_1476.N1	27-AUG-2006 18:34:12	Bright	37.500	19	50Alp Cyg	1.2460	10500.	75	23485	No
192	GOM_NL__2PRFIN20060827_183918_000000372050_00385_23485_1477.N1	27-AUG-2006 18:39:18	Bright	36.500	89	5Alp Cep	2.4510	8000.0	73	23485	No
193	GOM_NL__2PRFIN20060827_184650_000000362050_00385_23485_1478.N1	27-AUG-2006 18:46:50	Bright	36.000	49	1Alp UMi	1.9900	6300.0	72	23485	No
194	GOM_NL__2PRFIN20060827_190338_000000382050_00385_23485_1479.N1	27-AUG-2006 19:03:38	Bright	38.000	24	66Alp Gem	1.5800	10200.	76	23485	No
195	GOM_NL__2PRFIN20060827_190612_000000452050_00385_23485_1480.N1	27-AUG-2006 19:06:12	Bright	44.500	170	27Eps Gem	3.0000	9700.0	89	23485	No
196	GOM_NL__2PRFIN20060827_191112_000000452050_00385_23485_1481.N1	27-AUG-2006 19:11:12	Twilight	44.500	8	10Alp CMi	0.40000	6500.0	89	23485	No
197	GOM_NL__2PRFIN20060827_191833_000000472050_00385_23485_1482.N1	27-AUG-2006 19:18:33	Dark	47.000	1	9Alp CMa	-1.4400	11000.	94	23485	No
198	GOM_NL__2PRFIN20060827_191956_000000402050_00385_23485_1483.N1	27-AUG-2006 19:19:56	Dark	40.000	179	24Omi2CMa	3.0320	24000.	80	23485	No
199	GOM_NL__2PRFIN20060827_192124_000000422050_00385_23485_1484.N1	27-AUG-2006 19:21:24	Dark	41.500	23	21Eps CMa	1.5020	26000.	83	23485	No
200	GOM_NL__2PRFIN20060827_192253_000000412050_00385_23485_1485.N1	27-AUG-2006 19:22:53	Dark	40.500	177	1Zet CMa	3.0220	26000.	81	23485	No
201	GOM_NL__2PRFIN20060827_192813_000000482050_00385_23485_1486.N1	27-AUG-2006 19:28:13	Dark	47.500	2	Alp Car	-0.73600	7000.0	95	23485	No
202	GOM_NL__2PRFIN20060827_193936_000000542050_00386_23486_1469.N1	27-AUG-2006 19:39:36	Dark	54.000	9	Alp Eri	0.45300	24000.	108	23486	No
203	GOM_NL__2PRFIN20060827_194759_000000452050_00386_23486_1470.N1	27-AUG-2006 19:47:59	Straylight	44.500	31	Alp Gru	1.7340	15200.	89	23486	No
204	GOM_NL__2PRFIN20060827_195050_000000392050_00386_23486_1471.N1	27-AUG-2006 19:50:50	Straylight	38.500	172	Gam Gru	3.0030	13100.	77	23486	No
205	GOM_NL__2PRFIN20060827_195702_000000532050_00386_23486_1472.N1	27-AUG-2006 19:57:02	Bright	53.000	142	49Del Cap	2.8500	8900.0	106	23486	No
206	GOM_NL__2PRFIN20060827_200013_000000382050_00386_23486_1473.N1	27-AUG-2006 20:00:13	Bright	37.500	154	22Bet Aqr	2.8990	5700.0	75	23486	No
207	GOM_NL__2PRFIN20060827_200451_000000402050_00386_23486_1474.N1	27-AUG-2006 20:04:51	Bright	40.000	61	8Eps Peg	2.1000	3900.0	80	23486	No
208	GOM_NL__2PRFIN20060827_201137_000000372050_00386_23486_1475.N1	27-AUG-2006 20:11:37	Bright	37.000	92	53Eps Cyg	2.5000	4500.0	74	23486	No
209	GOM_NL__2PRFIN20060827_201325_000000372050_00386_23486_1476.N1	27-AUG-2006 20:13:25	Bright	36.500	66	37Gam Cyg	2.2080	5900.0	73	23486	No
210	GOM_NL__2PRFIN20060827_201448_000000372050_00386_23486_1477.N1	27-AUG-2006 20:14:48	Bright	37.000	19	50Alp Cyg	1.2460	10500.	74	23486	No
211	GOM_NL__2PRFIN20060827_201954_000000362050_00386_23486_1478.N1	27-AUG-2006 20:19:54	Bright	36.000	89	5Alp Cep	2.4510	8000.0	72	23486	No
212	GOM_NL__2PRFIN20060827_202726_000000362050_00386_23486_1479.N1	27-AUG-2006 20:27:26	Bright	35.500	49	1Alp UMi	1.9900	6300.0	71	23486	No
213	GOM_NL__2PRFIN20060827_204414_000000352050_00386_23486_1480.N1	27-AUG-2006 20:44:14	Bright	34.500	24	66Alp Gem	1.5800	10200.	69	23486	No
214	GOM_NL__2PRFIN20060827_204648_000000462050_00386_23486_1481.N1	27-AUG-2006 20:46:48	Bright	46.000	170	27Eps Gem	3.0000	9700.0	92	23486	No
215	GOM_NL__2PRFIN20060827_205148_000000432050_00386_23486_1482.N1	27-AUG-2006 20:51:48	Twilight	43.000	8	10Alp CMi	0.40000	6500.0	86	23486	No
216	GOM_NL__2PRFIN20060827_205909_000000472050_00386_23486_1483.N1	27-AUG-2006 20:59:09	Dark	46.500	1	9Alp CMa	-1.4400	11000.	93	23486	No
217	GOM_NL__2PRFIN20060827_210032_000000382050_00386_23486_1484.N1	27-AUG-2006 21:00:32	Dark	38.000	179	24Omi2CMa	3.0320	24000.	76	23486	No
218	GOM_NL__2PRFIN20060827_210201_000000402050_00386_23486_1485.N1	27-AUG-2006 21:02:01	Dark	40.000	23	21Eps CMa	1.5020	26000.	80	23486	No
219	GOM_NL__2PRFIN20060827_210330_000000402050_00386_23486_1486.N1	27-AUG-2006 21:03:30	Dark	40.000	177	1Zet CMa	3.0220	26000.	80	23486	No

220	GOM_NL__2PRFIN20060827_210849_000000522050_00386_23486_1487.N1	27-AUG-2006 21:08:49	Dark	52.000	2	Alp Car	-0.73600	7000.0	104	23486	No
221	GOM_NL__2PRFIN20060827_212012_000000442050_00387_23487_1592.N1	27-AUG-2006 21:20:12	Dark	43.500	9	Alp Eri	0.45300	24000.	87	23487	No
222	GOM_NL__2PRFIN20060827_212835_000000382050_00387_23487_1593.N1	27-AUG-2006 21:28:35	Straylight	38.000	31	Alp Gru	1.7340	15200.	76	23487	No
223	GOM_NL__2PRFIN20060827_213126_000000392050_00387_23487_1594.N1	27-AUG-2006 21:31:26	Straylight	39.000	172	Gam Gru	3.0030	13100.	78	23487	No
224	GOM_NL__2PRFIN20060827_213738_000000502050_00387_23487_1595.N1	27-AUG-2006 21:37:38	Bright	49.500	142	49Del Cap	2.8500	8900.0	99	23487	No
225	GOM_NL__2PRFIN20060827_214049_000000392050_00387_23487_1596.N1	27-AUG-2006 21:40:49	Bright	38.500	154	22Bet Aqr	2.8990	5700.0	77	23487	No
226	GOM_NL__2PRFIN20060827_214527_000000392050_00387_23487_1597.N1	27-AUG-2006 21:45:27	Bright	38.500	61	8Eps Peg	2.1000	3900.0	77	23487	No
227	GOM_NL__2PRFIN20060827_215213_000000362050_00387_23487_1598.N1	27-AUG-2006 21:52:13	Bright	35.500	92	53Eps Cyg	2.5000	4500.0	71	23487	No
228	GOM_NL__2PRFIN20060827_215401_000000342050_00387_23487_1599.N1	27-AUG-2006 21:54:01	Bright	34.000	66	37Gam Cyg	2.2080	5900.0	68	23487	No
229	GOM_NL__2PRFIN20060827_215524_000000372050_00387_23487_1600.N1	27-AUG-2006 21:55:24	Bright	36.500	19	50Alp Cyg	1.2460	10500.	73	23487	No
230	GOM_NL__2PRFIN20060827_220029_000000532050_00387_23487_1601.N1	27-AUG-2006 22:00:29	Bright	52.500	89	5Alp Cep	2.4510	8000.0	105	23487	No
231	GOM_NL__2PRFIN20060827_220802_000000372050_00387_23487_1602.N1	27-AUG-2006 22:08:02	Bright	36.500	49	1Alp UMi	1.9900	6300.0	73	23487	No
232	GOM_NL__2PRFIN20060827_222450_000000362050_00387_23487_1603.N1	27-AUG-2006 22:24:50	Bright	35.500	24	66Alp Gem	1.5800	10200.	71	23487	No
233	GOM_NL__2PRFIN20060827_222725_000000462050_00387_23487_1604.N1	27-AUG-2006 22:27:25	Bright	46.000	170	27Eps Gem	3.0000	9700.0	92	23487	No
234	GOM_NL__2PRFIN20060827_223224_000000412050_00387_23487_1605.N1	27-AUG-2006 22:32:24	Twilight	41.000	8	10Alp CMi	0.40000	6500.0	82	23487	No
235	GOM_NL__2PRFIN20060827_223945_000000492050_00387_23487_1606.N1	27-AUG-2006 22:39:45	Dark	49.000	1	9Alp CMa	-1.4400	11000.	98	23487	No
236	GOM_NL__2PRFIN20060827_224109_000000402050_00387_23487_1607.N1	27-AUG-2006 22:41:09	Dark	39.500	179	24Omi2CMa	3.0320	24000.	79	23487	No
237	GOM_NL__2PRFIN20060827_224237_000000442050_00387_23487_1608.N1	27-AUG-2006 22:42:37	Dark	44.000	23	21Eps CMa	1.5020	26000.	88	23487	No
238	GOM_NL__2PRFIN20060827_224406_000000392050_00387_23487_1609.N1	27-AUG-2006 22:44:06	Dark	39.000	177	1Zet CMa	3.0220	26000.	78	23487	No
239	GOM_NL__2PRFIN20060827_224925_000000522050_00387_23487_1610.N1	27-AUG-2006 22:49:25	Dark	52.000	2	Alp Car	-0.73600	7000.0	104	23487	No
240	GOM_NL__2PRFIN20060827_230049_000000452050_00388_23488_1592.N1	27-AUG-2006 23:00:49	Dark	45.000	9	Alp Eri	0.45300	24000.	90	23488	No
241	GOM_NL__2PRFIN20060827_230911_000000392050_00388_23488_1593.N1	27-AUG-2006 23:09:11	Straylight	38.500	31	Alp Gru	1.7340	15200.	77	23488	No
242	GOM_NL__2PRFIN20060827_231202_000000392050_00388_23488_1594.N1	27-AUG-2006 23:12:02	Straylight	38.500	172	Gam Gru	3.0030	13100.	77	23488	No
243	GOM_NL__2PRFIN20060827_231814_000000492050_00388_23488_1595.N1	27-AUG-2006 23:18:14	Bright	49.000	142	49Del Cap	2.8500	8900.0	98	23488	No
244	GOM_NL__2PRFIN20060827_232125_000000392050_00388_23488_1596.N1	27-AUG-2006 23:21:25	Bright	39.000	154	22Bet Aqr	2.8990	5700.0	78	23488	No
245	GOM_NL__2PRFIN20060827_232602_000000402050_00388_23488_1597.N1	27-AUG-2006 23:26:02	Bright	39.500	61	8Eps Peg	2.1000	3900.0	79	23488	No
246	GOM_NL__2PRFIN20060827_233248_000000362050_00388_23488_1598.N1	27-AUG-2006 23:32:48	Bright	35.500	92	53Eps Cyg	2.5000	4500.0	71	23488	No
247	GOM_NL__2PRFIN20060827_233437_000000362050_00388_23488_1599.N1	27-AUG-2006 23:34:37	Bright	35.500	66	37Gam Cyg	2.2080	5900.0	71	23488	No
248	GOM_NL__2PRFIN20060827_233600_000000372050_00388_23488_1600.N1	27-AUG-2006 23:36:00	Bright	36.500	19	50Alp Cyg	1.2460	10500.	73	23488	No
249	GOM_NL__2PRFIN20060827_234105_000000372050_00388_23488_1601.N1	27-AUG-2006 23:41:05	Bright	37.000	89	5Alp Cep	2.4510	8000.0	74	23488	No
250	GOM_NL__2PRFIN20060827_234838_000000332050_00388_23488_1602.N1	27-AUG-2006 23:48:38	Bright	33.000	49	1Alp UMi	1.9900	6300.0	66	23488	No

3. Quality information per product

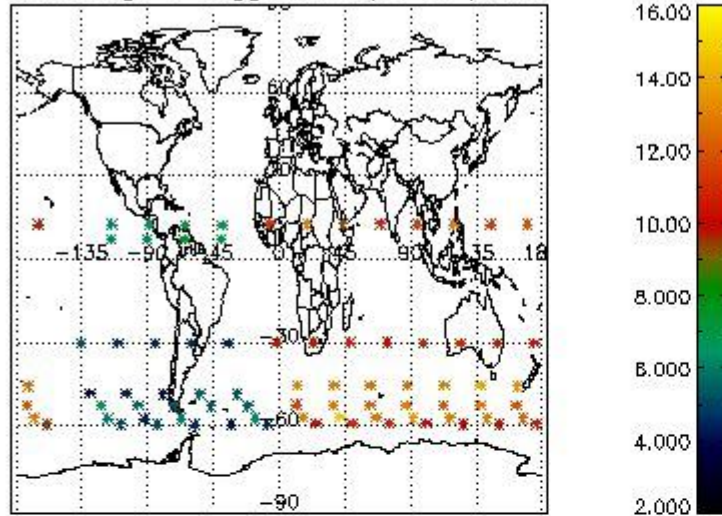
In this section it is plotted some information contained in the Quality Summary data set of the level 2 products. Only products in dark limb conditions and without errors (error flag in the MPH set to "0") are used.

3.1 Plot quality information per product (time dependant)

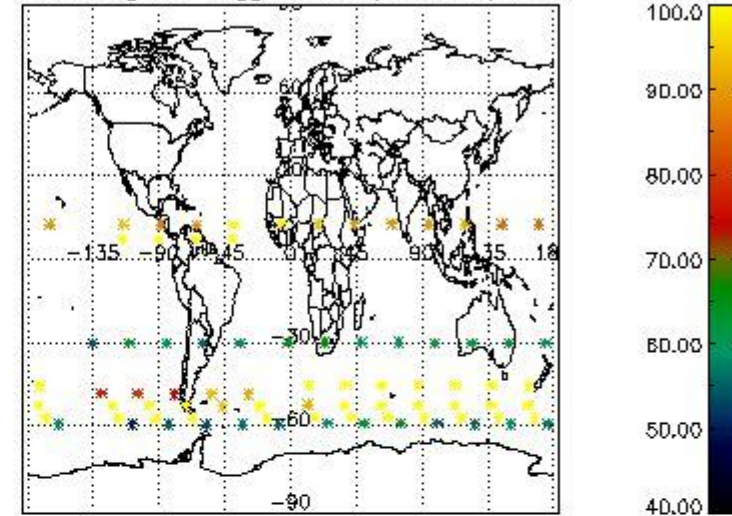


3.2 Plot quality information per product (world map)

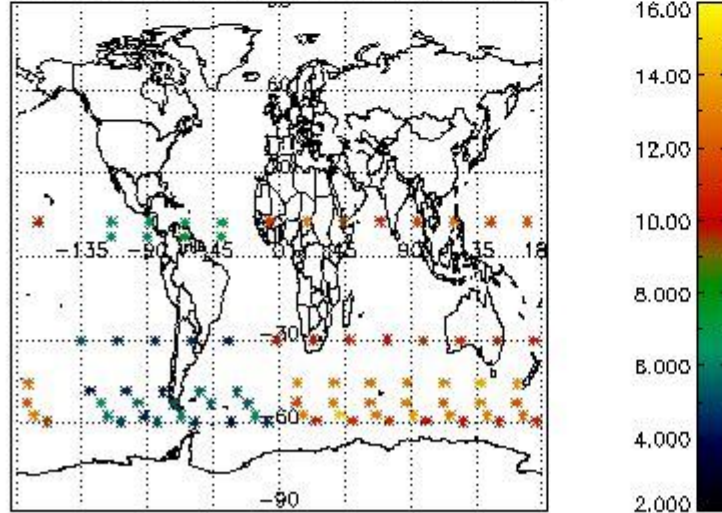
Percentage of flagged data per O3 profile



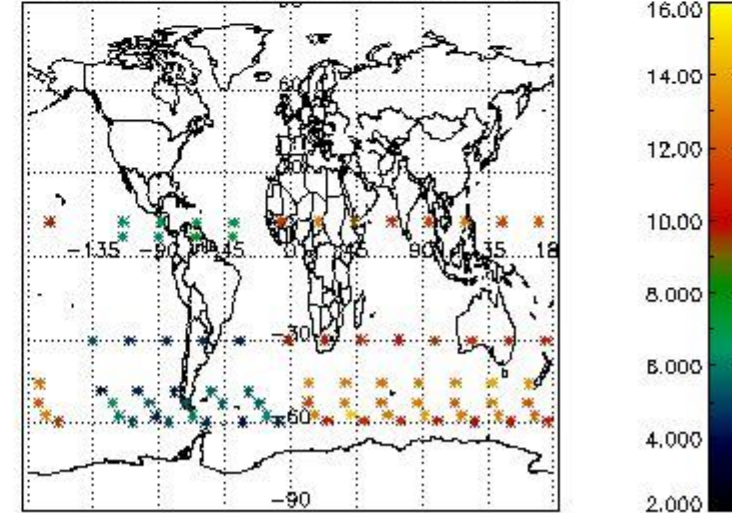
Percentage of flagged data per H2O profile



Percentage of flagged data per NO2 profile



Percentage of flagged data per NO3 profile

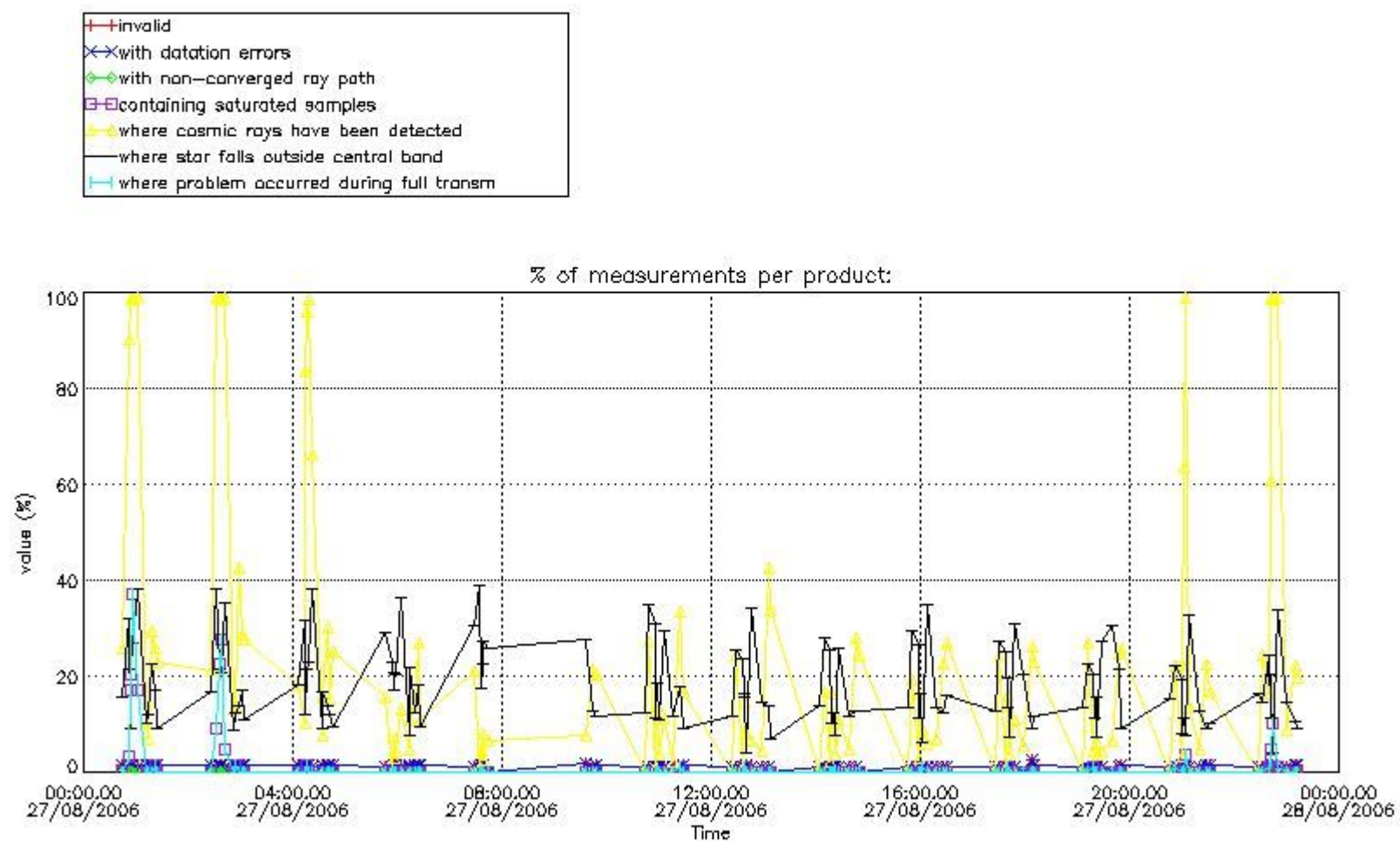


4. Level 1 quality information per product

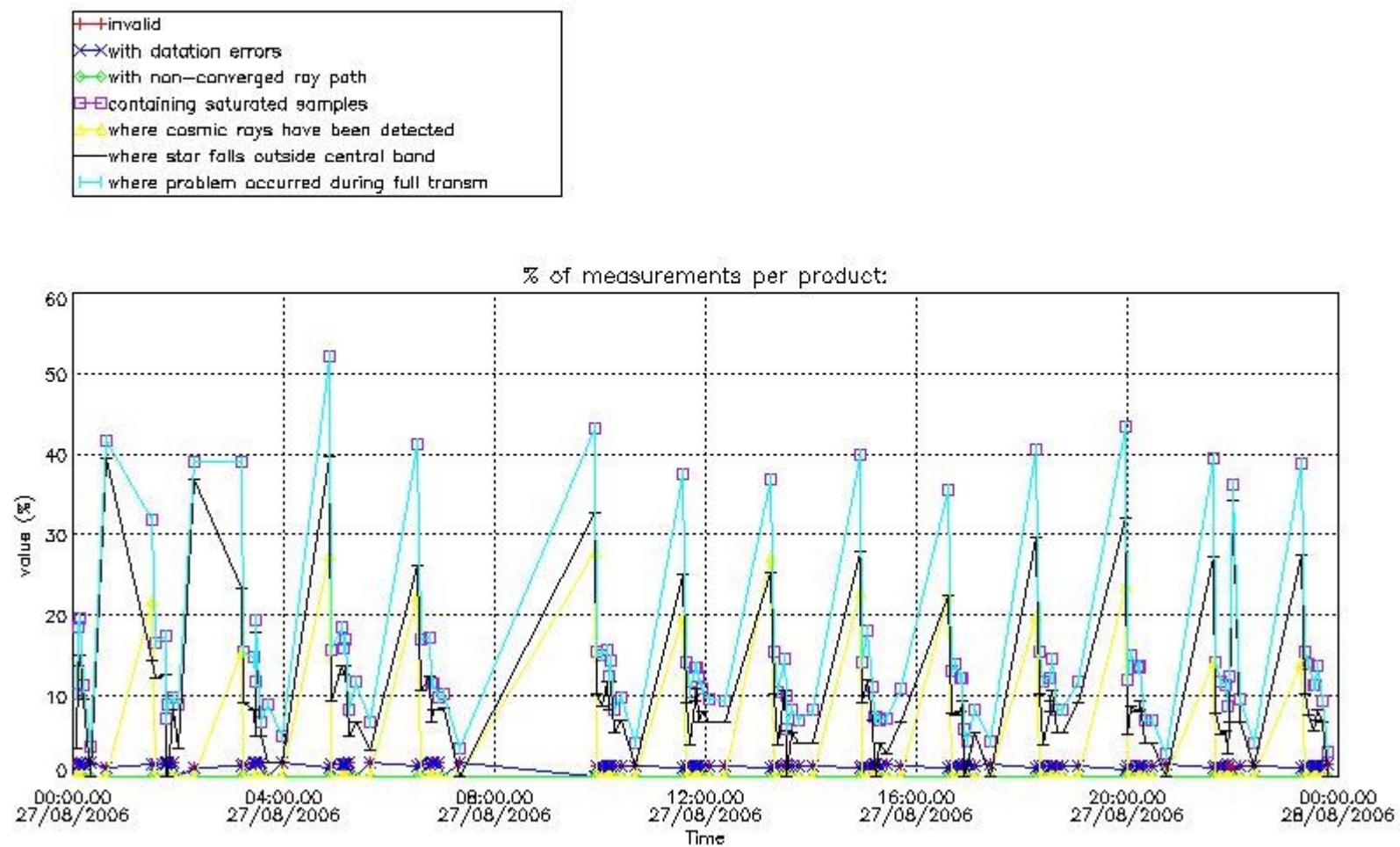
In this section it is plotted some information contained in the Quality Summary data set of the level 2 products that comes from the level 1b processing. Products without errors (error flag in the MPH set to "0") are used.

4.1 Plot quality information per product (time dependant) coming from level 1b processing

4.1.1 Plot level 1 quality information per product (time dependant): ENVISAT ASCENDING passes



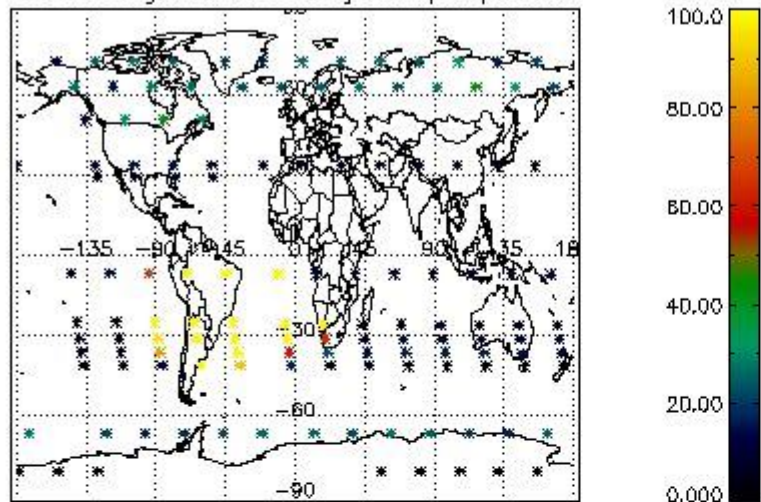
4.1.2 Plot level 1 quality information per product (time dependant): ENVI SAT DESCENDING passes



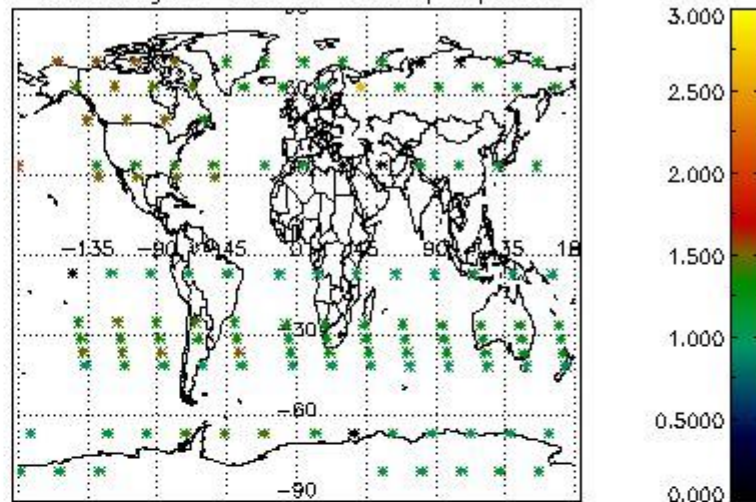
4.2 Plot quality information per product coming from level 1b processing (world map)

4.2.1 Plot level 1 quality information per product (world map): ENVISAT ASCENDING passes

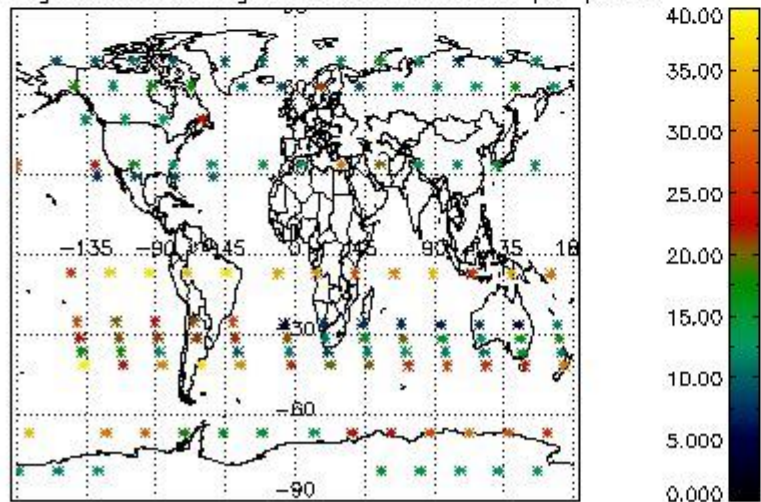
Percentage of cosmic ray hits per profile



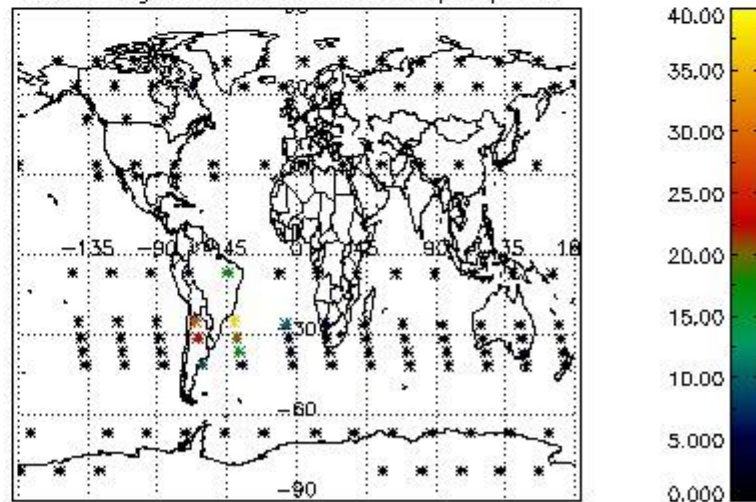
Percentage of datation errors per profile



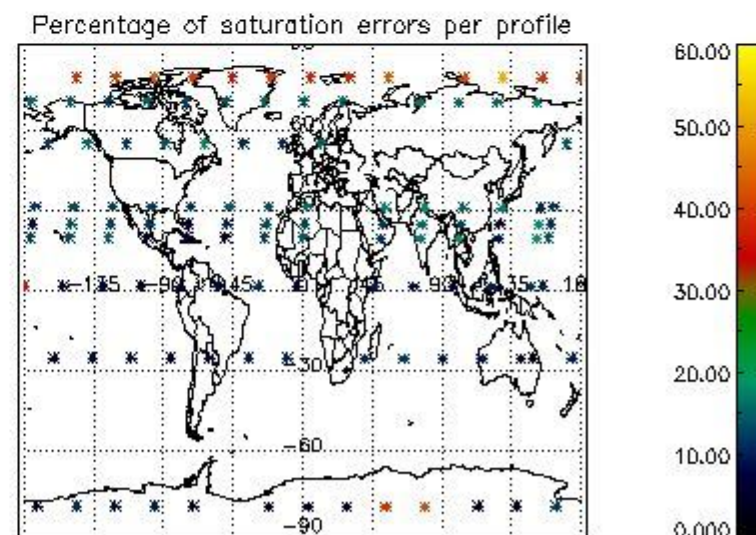
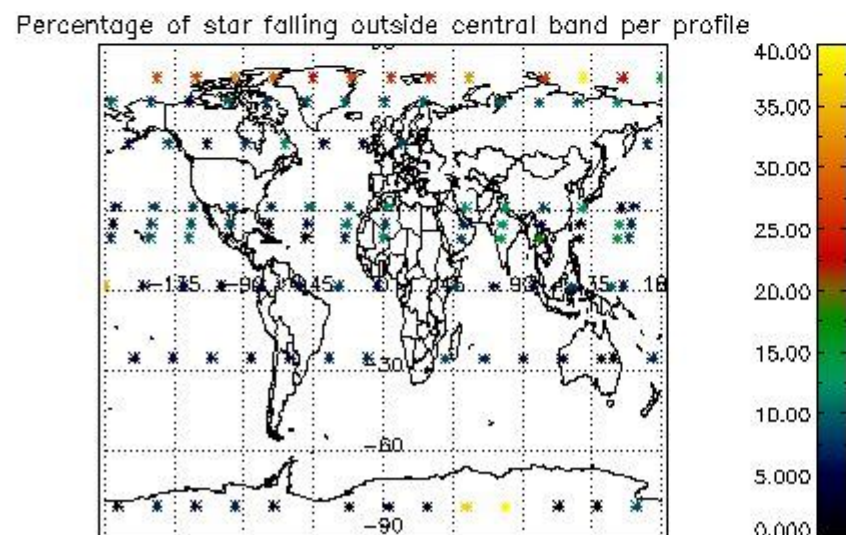
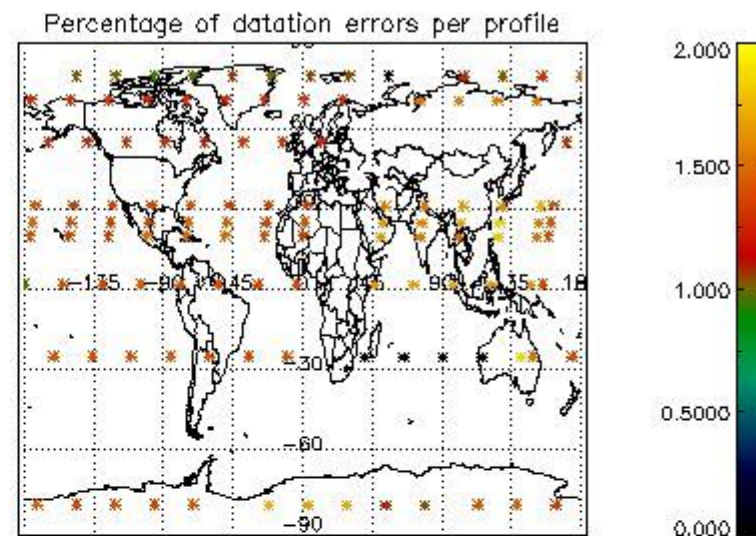
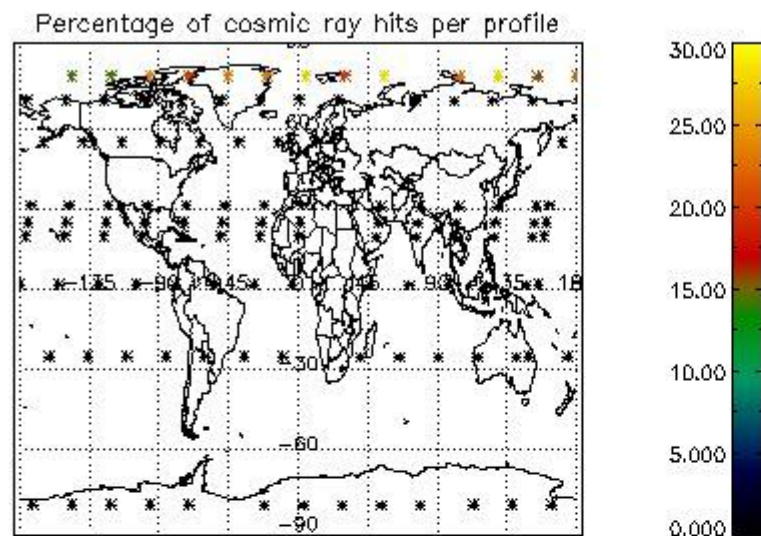
Percentage of star falling outside central band per profile



Percentage of saturation errors per profile



4.2.2 Plot level 1 quality information per product (world map): ENVISAT DESCENDING passes



5. Trace gas profiles

5.1 Ozone statistics based on quality of products

The final quality of the products can be "measured" using the STD (Standard Deviation) attached to every point profile. This information is written to the parameter GOM_NL__2P/NL_LOCAL_SPECIES_DENSITY/o3_std of the level 2 products. The table below shows the statistics for given STD ranges.

The statistics are given with respect to the overall valid production:

- Products without fatal errors: GOM_NL__2P/MPH/PRODUCT_ERR=0
- Valid point profile: GOM_NL__2P/NL_LOCAL_SPECIES_DENSITY/pcd(0)=0

The 'Criteria' is applied to valid points of dark limb products:

- Products in dark limb illumination condition: GOM_NL__2P/NL_SUMMARY_QUALITY/obs_ill_cond=0
- Products without fatal errors: GOM_NL__2P/MPH/PRODUCT_ERR=0
- Valid point profile: GOM_NL__2P/NL_LOCAL_SPECIES_DENSITY/pcd(0)=0

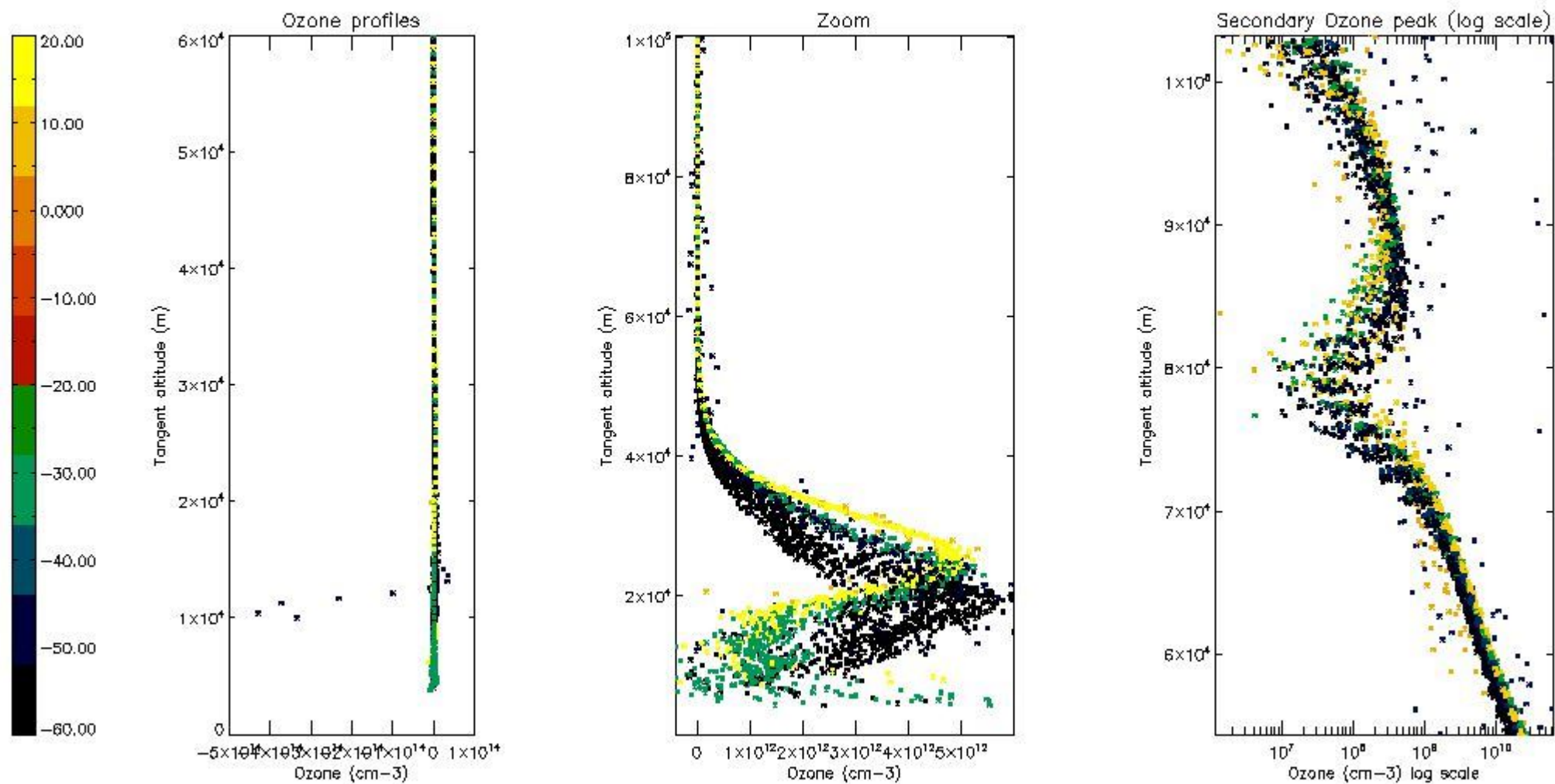
So, the table below shows the percentage of dark limb and valid observations for each criteria with respect to the overall valid daily observations.

Criteria	% of total production
All STD	37
STD < 20	25

STD < 10	22
STD < 5	17

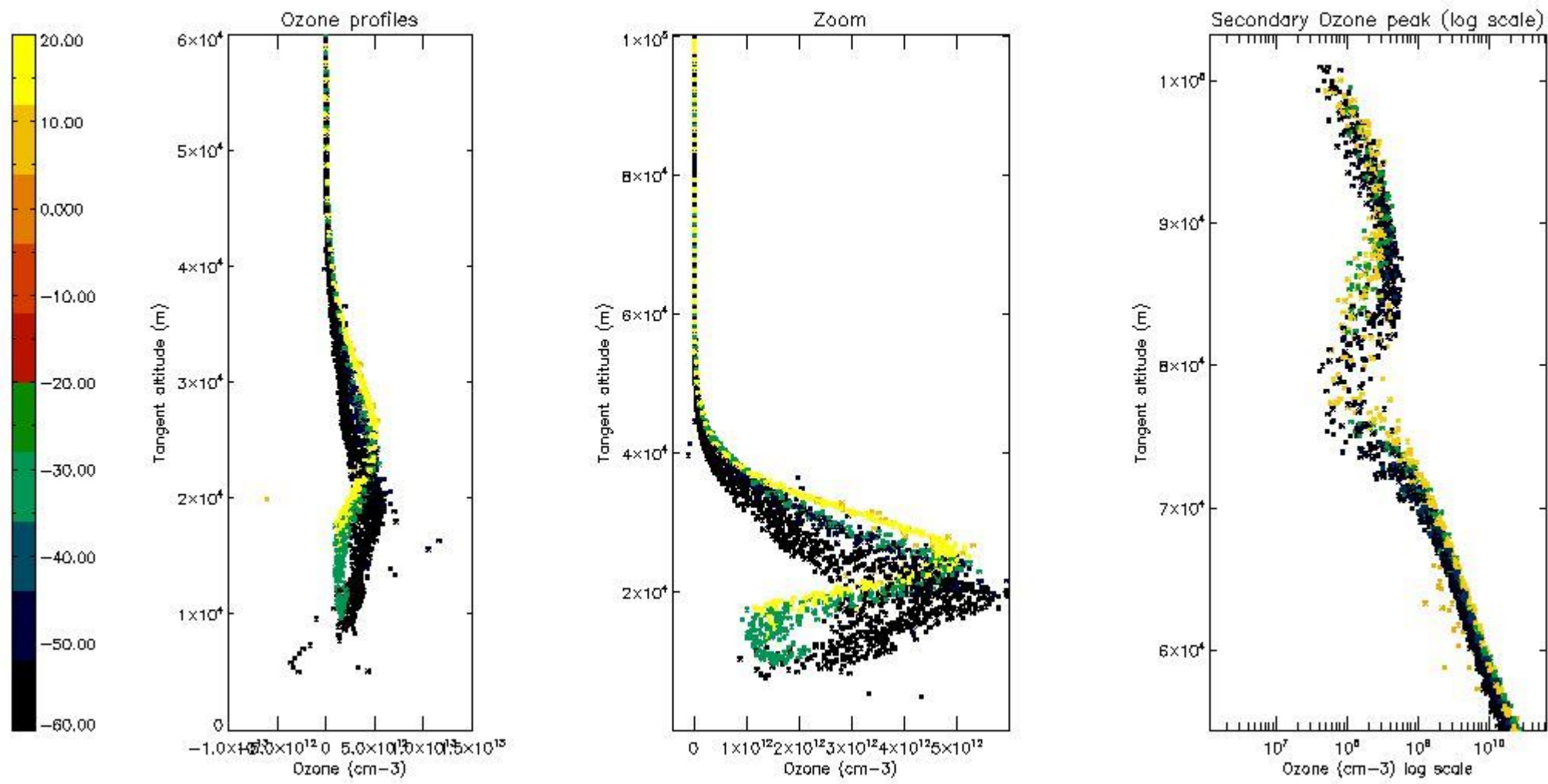
5.2 Plot ozone profiles for all STD (dark without errors)

The colorbar represents the latitude.



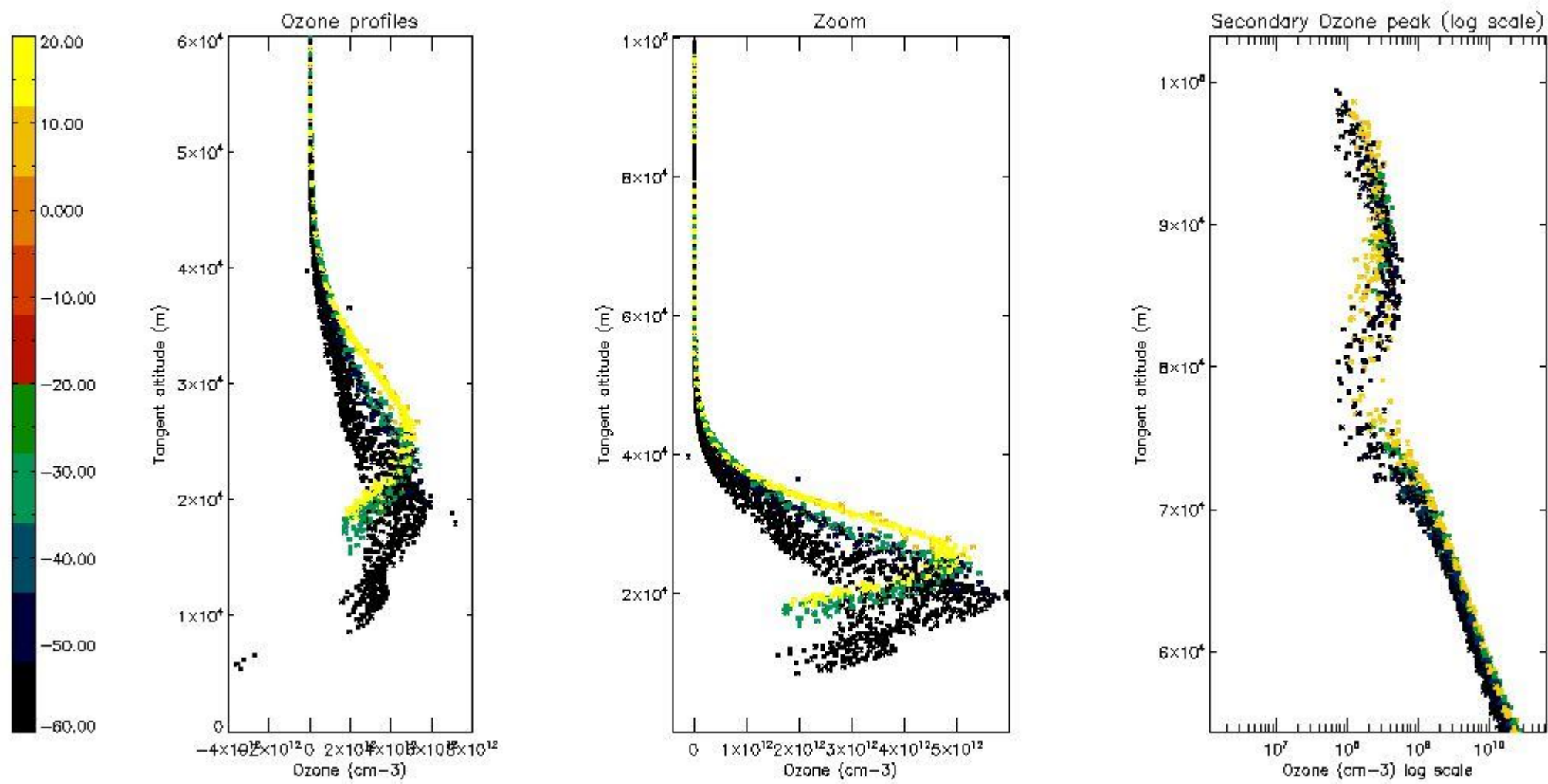
5.3 Plot ozone profiles where STD < 20% (dark without errors)

The colorbar represents the latitude.



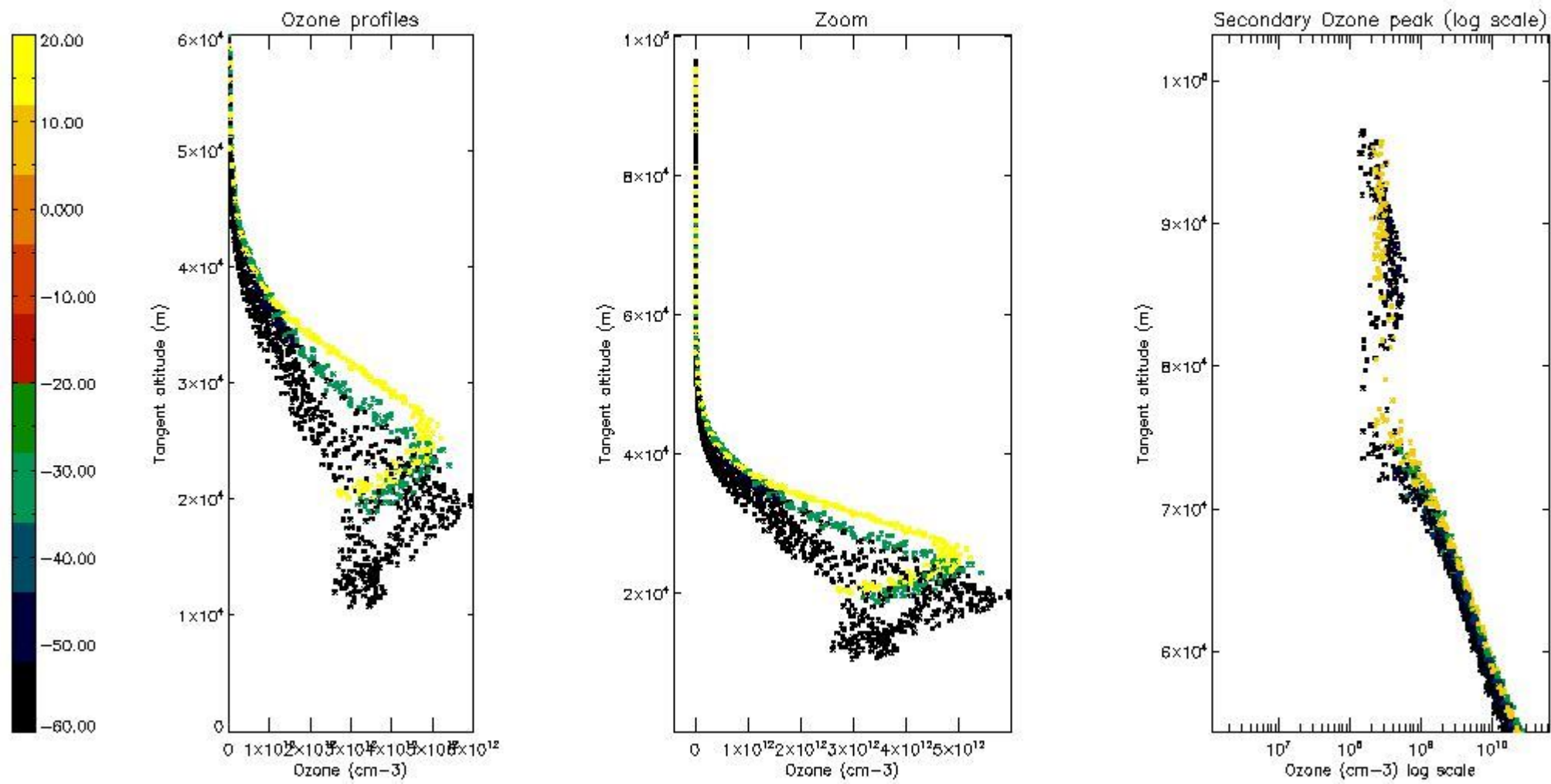
5.4 Plot ozone profiles where STD < 10% (dark without errors)

The colorbar represents the latitude.



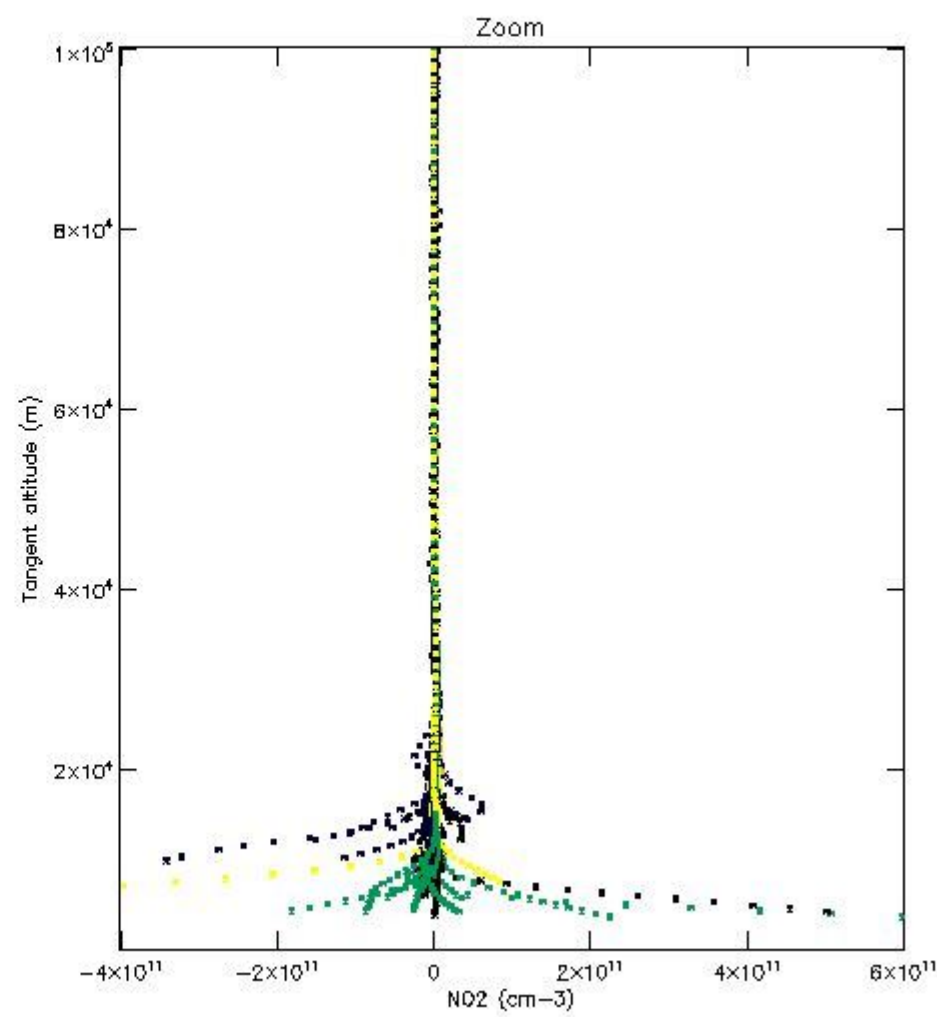
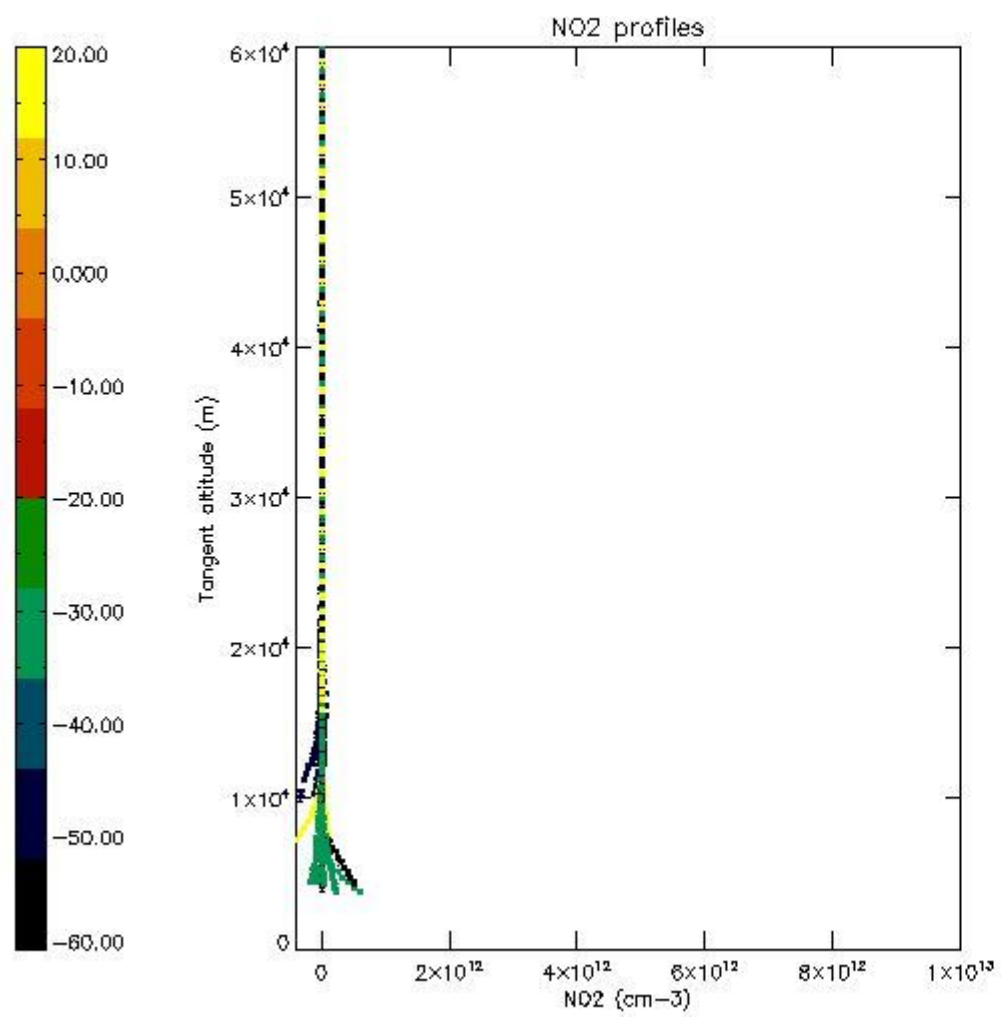
5.5 Plot ozone profiles where STD < 5% (dark without errors)

The colorbar represents the latitude.



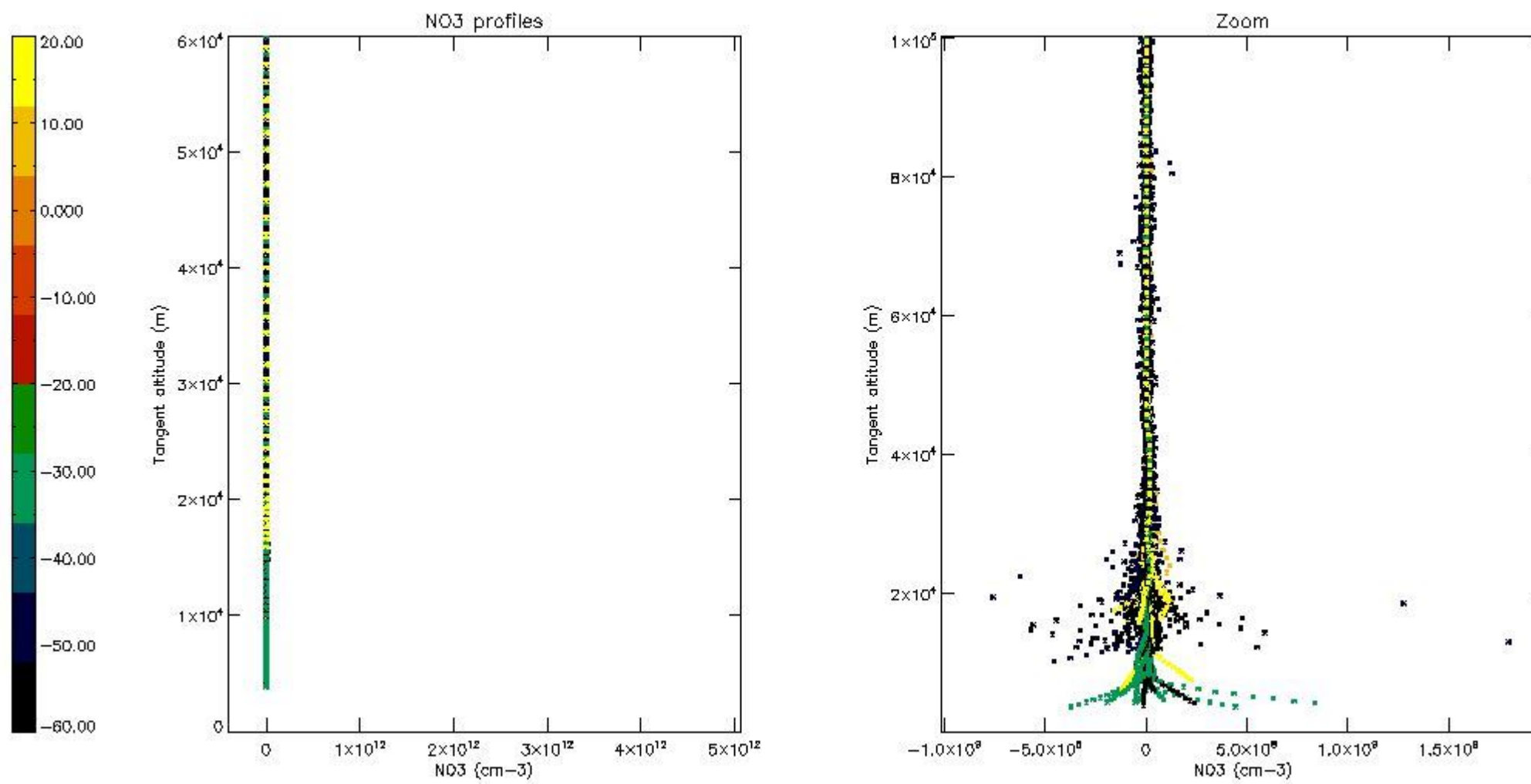
5.6 Plot NO₂ profiles for all STD (dark without errors)

The colorbar represents the latitude.



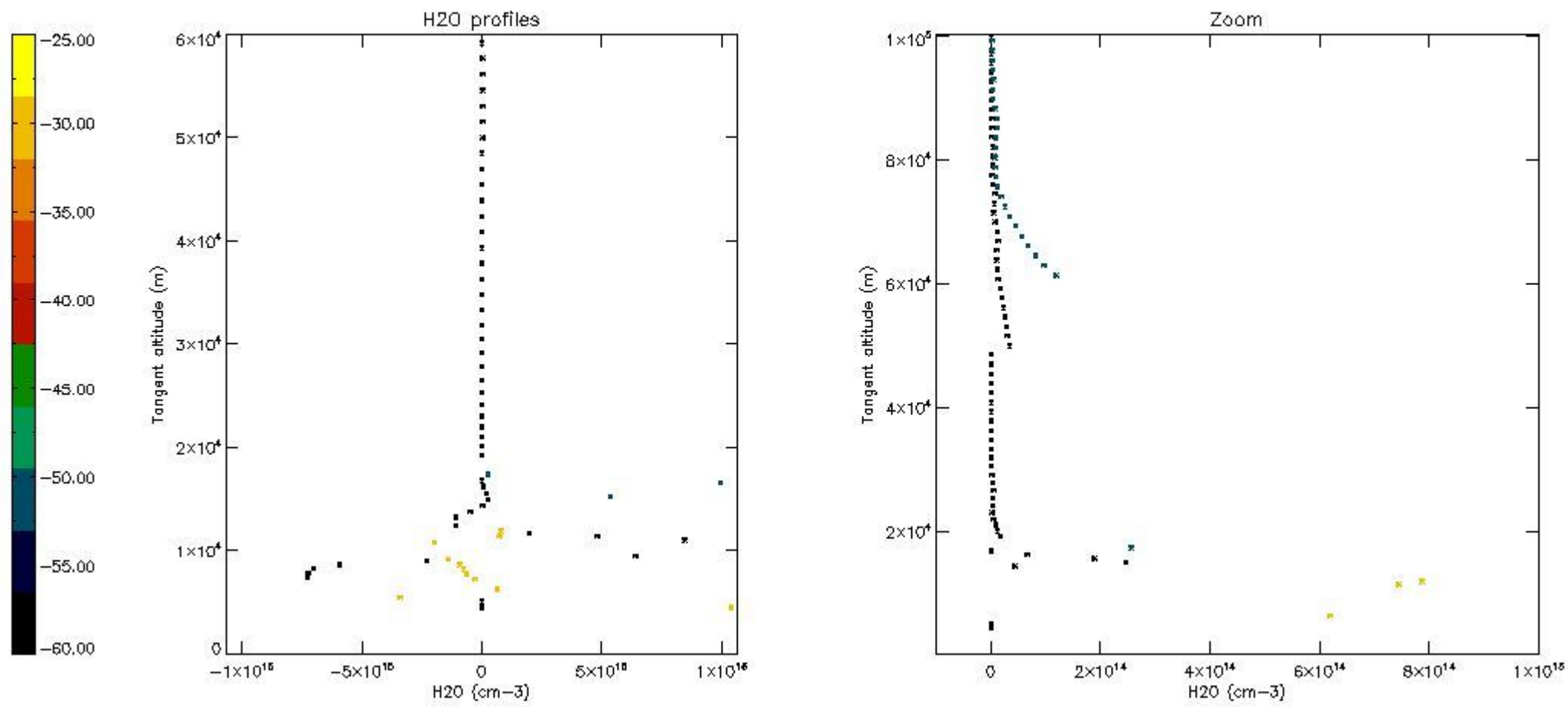
5.7 Plot NO3 profiles for all STD (dark without errors)

The colorbar represents the latitude.



5.8 Plot H₂O profiles for all STD (only for occultations of stars 1,2,3,4,13,14,16,26,63 dark without errors)

The colorbar represents the latitude.



6. Auxiliary Data Files used for the production reported in section 2

The number reported in the third column indicates since which file (see list in section 2) the corresponding auxiliary file has been used. The fourth column is the date of those product files.

Type	Auxiliary Filename	Used since product	Used since product date
INST_PHYS_CHARACTERISTICS	GOM_INS_AXVIEC20091111_143220_20030716_120000_20500101_000000	1	27-AUG-2006 00:04:32
LEVEL-2_PROC_CONFIG	GOM_PR2_AXVIEC20091111_152718_20020301_000000_20500101_000000	1	27-AUG-2006 00:04:32
CROSS_SECTIONS_FILE	GOM_CRS_AXVIEC20091111_154832_20020301_000000_20500101_000000	1	27-AUG-2006 00:04:32

GOMOS Level 2 Daily Report

SUMMARY

[1. General Info](#)

[2. Summary of processed GOM_NL_2P products](#)

[3. Level 2 Quality information per product](#)

[3.1 Plot of level 2 quality information per product \(time dependant\)](#)

[3.2 Plot of level 2 quality information per product \(world map\)](#)

[4. Level 1 Quality information per product \(stored on level 2 products\)](#)

[4.1 Plot of level 1 quality information per product \(time dependant\)](#)

[4.1.1 Plot of level 1 quality information per product \(time dependant\): ASCENDING](#)

[4.1.2 Plot of level 1 quality information per product \(time dependant\): DESCENDING](#)

[4.2 Plot of level 1 quality information per product \(world map\)](#)

[4.2.1 Plot of level 1 quality information per product \(world map\): ASCENDING](#)

[4.2.2 Plot of level 1 quality information per product \(world map\): DESCENDING](#)

[5. Ozone profiles based on quality statistics and other trace gas profiles](#)

[5.1 Ozone statistics based on quality of products](#)

[5.2 Plot ozone profiles for all STD \(dark without errors\)](#)

[5.3 Plot ozone profiles where STD < 20% \(dark without errors\)](#)

[5.4. Plot ozone profiles where STD < 10% \(dark without errors\)](#)

[5.5. Plot ozone profiles where STD < 5% \(dark without errors\)](#)

[5.6 Plot NO2 profiles for all STD \(dark without errors\)](#)

[5.7 Plot NO3 profiles for all STD \(dark without errors\)](#)

[5.8 Plot H2O profiles \(only for occultations of stars 1,2,3,4,13,14,16,26,63 dark without errors\) for all STD](#)

[6. Auxiliary Data Files used for the production reported in section 2](#)

This report presents the daily analysis on parameters extracted from GOMOS level 2 data (GOM_NL__2P). It is intended to monitor some important parameters that will impact the quality of these products. A list of level 2 products (and content) that have arrived during the reporting day to the PCF is also given.

Item	Value
Time of report generation	24APR2013 03:39:32
Data source version	GOMOS/6.01
Start time of products	27-08-2006 (27AUG2006 00:00:00)
Stop time of products	28-08-2006 (28AUG2006 00:00:00)
Store outputs in DB	Yes
Nb of level 2 prods	250
Nb of prods with errors	0

2. Summary of processed GOM_NL__2P products.

Nr	Filename	UTC Start time	Limb	Duration	Star Id	Star Name	Star Mag	Star Temp	Nb Meas	Orbit	Prod. error
1	GOM_NL__2PRFIN20060827_000432_000000292050_00374_23474_1454.N1	27-AUG-2006 00:04:32	Bright	29.000	92	53Eps Cyg	2.5000	4500.0	58	23474	No
2	GOM_NL__2PRFIN20060827_000619_000000332050_00374_23474_1455.N1	27-AUG-2006 00:06:19	Bright	32.500	66	37Gam Cyg	2.2080	5900.0	65	23474	No
3	GOM_NL__2PRFIN20060827_000743_000000332050_00374_23474_1456.N1	27-AUG-2006 00:07:43	Bright	33.000	19	50Alp Cyg	1.2460	10500.	66	23474	No
4	GOM_NL__2PRFIN20060827_001250_000000312050_00374_23474_1457.N1	27-AUG-2006 00:12:50	Bright	31.000	89	5Alp Cep	2.4510	8000.0	62	23474	No
5	GOM_NL__2PRFIN20060827_002021_000000272050_00374_23474_1458.N1	27-AUG-2006 00:20:21	Bright	27.000	49	1Alp UMi	1.9900	6300.0	54	23474	No
6	GOM_NL__2PRFIN20060827_003707_000000482050_00374_23474_1459.N1	27-AUG-2006 00:37:07	Bright	48.000	24	66Alp Gem	1.5800	10200.	96	23474	No
7	GOM_NL__2PRFIN20060827_004439_000000352050_00374_23474_1460.N1	27-AUG-2006 00:44:39	Twilight	35.000	8	10Alp CMi	0.40000	6500.0	70	23474	No
8	GOM_NL__2PRFIN20060827_005158_000000462050_00374_23474_1461.N1	27-AUG-2006 00:51:58	Dark	45.500	1	9Alp CMa	-1.4400	11000.	91	23474	No
9	GOM_NL__2PRFIN20060827_005322_000000332050_00374_23474_1462.N1	27-AUG-2006 00:53:22	Dark	32.500	179	24Omi2CMa	3.0320	24000.	65	23474	No
10	GOM_NL__2PRFIN20060827_005450_000000372050_00374_23474_1463.N1	27-AUG-2006 00:54:50	Dark	37.000	23	21Eps CMa	1.5020	26000.	74	23474	No
11	GOM_NL__2PRFIN20060827_005634_000000392050_00374_23474_1464.N1	27-AUG-2006 00:56:34	Dark	39.000	117	Pi Pup	2.7060	3800.0	78	23474	No
12	GOM_NL__2PRFIN20060827_010139_000000472050_00374_23474_1465.N1	27-AUG-2006 01:01:39	Dark	47.000	2	Alp Car	-0.73600	7000.0	94	23474	No
13	GOM_NL__2PRFIN20060827_011147_000000352050_00375_23475_1447.N1	27-AUG-2006 01:11:47	Dark	34.500	143	Alp Hyi	2.8570	7200.0	69	23475	No
14	GOM_NL__2PRFIN20060827_011300_000000372050_00375_23475_1448.N1	27-AUG-2006 01:13:00	Dark	37.000	9	Alp Eri	0.45300	24000.	74	23475	No
15	GOM_NL__2PRFIN20060827_011748_000000382050_00375_23475_1449.N1	27-AUG-2006 01:17:48	Straylight	37.500	148	Alp Tuc	2.8780	4100.0	75	23475	No
16	GOM_NL__2PRFIN20060827_012126_000000352050_00375_23475_1450.N1	27-AUG-2006 01:21:26	Straylight	35.000	31	Alp Gru	1.7340	15200.	70	23475	No
17	GOM_NL__2PRFIN20060827_012418_000000332050_00375_23475_1451.N1	27-AUG-2006 01:24:18	Straylight	32.500	172	Gam Gru	3.0030	13100.	65	23475	No
18	GOM_NL__2PRFIN20060827_013031_000000352050_00375_23475_1452.N1	27-AUG-2006 01:30:31	Bright	34.500	142	49Del Cap	2.8500	8900.0	69	23475	No
19	GOM_NL__2PRFIN20060827_013343_000000332050_00375_23475_1453.N1	27-AUG-2006 01:33:43	Bright	33.000	154	22Bet Aqr	2.8990	5700.0	66	23475	No
20	GOM_NL__2PRFIN20060827_014508_000000322050_00375_23475_1454.N1	27-AUG-2006 01:45:08	Bright	31.500	92	53Eps Cyg	2.5000	4500.0	63	23475	No
21	GOM_NL__2PRFIN20060827_014655_000000282050_00375_23475_1455.N1	27-AUG-2006 01:46:55	Bright	27.500	66	37Gam Cyg	2.2080	5900.0	55	23475	No
22	GOM_NL__2PRFIN20060827_014819_000000282050_00375_23475_1456.N1	27-AUG-2006 01:48:19	Bright	28.000	19	50Alp Cyg	1.2460	10500.	56	23475	No
23	GOM_NL__2PRFIN20060827_015326_000000312050_00375_23475_1457.N1	27-AUG-2006 01:53:26	Bright	30.500	89	5Alp Cep	2.4510	8000.0	61	23475	No
24	GOM_NL__2PRFIN20060827_020057_000000282050_00375_23475_1458.N1	27-AUG-2006 02:00:57	Bright	28.000	49	1Alp UMi	1.9900	6300.0	56	23475	No
25	GOM_NL__2PRFIN20060827_021743_000000462050_00375_23475_1459.N1	27-AUG-2006 02:17:43	Bright	46.000	24	66Alp Gem	1.5800	10200.	92	23475	No
26	GOM_NL__2PRFIN20060827_022515_000000362050_00375_23475_1460.N1	27-AUG-2006 02:25:15	Twilight	35.500	8	10Alp CMi	0.40000	6500.0	71	23475	No
27	GOM_NL__2PRFIN20060827_023234_000000502050_00375_23475_1461.N1	27-AUG-2006 02:32:34	Dark	50.000	1	9Alp CMa	-1.4400	11000.	100	23475	No
28	GOM_NL__2PRFIN20060827_023527_000000382050_00375_23475_1462.N1	27-AUG-2006 02:35:27	Dark	37.500	23	21Eps CMa	1.5020	26000.	75	23475	No
29	GOM_NL__2PRFIN20060827_023710_000000362050_00375_23475_1463.N1	27-AUG-2006 02:37:10	Dark	36.000	117	Pi Pup	2.7060	3800.0	72	23475	No
30	GOM_NL__2PRFIN20060827_024215_000000442050_00375_23475_1464.N1	27-AUG-2006 02:42:15	Dark	44.000	2	Alp Car	-0.73600	7000.0	88	23475	No
31	GOM_NL__2PRFIN20060827_025224_000000342050_00376_23476_1467.N1	27-AUG-2006 02:52:24	Dark	34.000	143	Alp Hyi	2.8570	7200.0	68	23476	No
32	GOM_NL__2PRFIN20060827_025336_000000372050_00376_23476_1468.N1	27-AUG-2006 02:53:36	Dark	36.500	9	Alp Eri	0.45300	24000.	73	23476	No
33	GOM_NL__2PRFIN20060827_025824_000000332050_00376_23476_1469.N1	27-AUG-2006 02:58:24	Straylight	33.000	148	Alp Tuc	2.8780	4100.0	66	23476	No
34	GOM_NL__2PRFIN20060827_030202_000000352050_00376_23476_1470.N1	27-AUG-2006 03:02:02	Straylight	35.000	31	Alp Gru	1.7340	15200.	70	23476	No
35	GOM_NL__2PRFIN20060827_030454_000000332050_00376_23476_1471.N1	27-AUG-2006 03:04:54	Straylight	32.500	172	Gam Gru	3.0030	13100.	65	23476	No
36	GOM_NL__2PRFIN20060827_031107_000000392050_00376_23476_1472.N1	27-AUG-2006 03:11:07	Bright	38.500	142	49Del Cap	2.8500	8900.0	77	23476	No
37	GOM_NL__2PRFIN20060827_031419_000000332050_00376_23476_1473.N1	27-AUG-2006 03:14:19	Bright	32.500	154	22Bet Aqr	2.8990	5700.0	65	23476	No
38	GOM_NL__2PRFIN20060827_032543_000000312050_00376_23476_1474.N1	27-AUG-2006 03:25:43	Bright	30.500	92	53Eps Cyg	2.5000	4500.0	61	23476	No
39	GOM_NL__2PRFIN20060827_032731_000000302050_00376_23476_1475.N1	27-AUG-2006 03:27:31	Bright	29.500	66	37Gam Cyg	2.2080	5900.0	59	23476	No
40	GOM_NL__2PRFIN20060827_032855_000000342050_00376_23476_1476.N1	27-AUG-2006 03:28:55	Bright	33.500	19	50Alp Cyg	1.2460	10500.	67	23476	No
41	GOM_NL__2PRFIN20060827_033402_000000302050_00376_23476_1477.N1	27-AUG-2006 03:34:02	Bright	29.500	89	5Alp Cep	2.4510	8000.0	59	23476	No
42	GOM_NL__2PRFIN20060827_034133_000000282050_00376_23476_1478.N1	27-AUG-2006 03:41:33	Bright	28.000	49	1Alp UMi	1.9900	6300.0	56	23476	No

43	GOM_NL__2PRFIN20060827_035819_000000302050_00376_23476_1479.N1	27-AUG-2006 03:58:19	Bright	29.500	24	66Alp Gem	1.5800	10200.	59	23476	No
44	GOM_NL__2PRFIN20060827_040551_000000362050_00376_23476_1480.N1	27-AUG-2006 04:05:51	Twilight	36.000	8	10Alp CMI	0.40000	6500.0	72	23476	No
45	GOM_NL__2PRFIN20060827_041311_000000452050_00376_23476_1481.N1	27-AUG-2006 04:13:11	Dark	44.500	1	9Alp CMa	-1.4400	11000.	89	23476	No
46	GOM_NL__2PRFIN20060827_041435_000000342050_00376_23476_1482.N1	27-AUG-2006 04:14:35	Dark	33.500	179	24Omi2CMa	3.0320	24000.	67	23476	No
47	GOM_NL__2PRFIN20060827_041603_000000382050_00376_23476_1483.N1	27-AUG-2006 04:16:03	Dark	37.500	23	21Eps CMa	1.5020	26000.	75	23476	No
48	GOM_NL__2PRFIN20060827_041746_000000372050_00376_23476_1484.N1	27-AUG-2006 04:17:46	Dark	37.000	117	Pi Pup	2.7060	3800.0	74	23476	No
49	GOM_NL__2PRFIN20060827_042251_000000462050_00376_23476_1485.N1	27-AUG-2006 04:22:51	Dark	46.000	2	Alp Car	-0.73600	7000.0	92	23476	No
50	GOM_NL__2PRFIN20060827_043300_000000342050_00377_23477_1467.N1	27-AUG-2006 04:33:00	Dark	33.500	143	Alp Hyi	2.8570	7200.0	67	23477	No
51	GOM_NL__2PRFIN20060827_043413_000000392050_00377_23477_1468.N1	27-AUG-2006 04:34:13	Dark	38.500	9	Alp Eri	0.45300	24000.	77	23477	No
52	GOM_NL__2PRFIN20060827_043900_000000332050_00377_23477_1469.N1	27-AUG-2006 04:39:00	Straylight	33.000	148	Alp Tuc	2.8780	4100.0	66	23477	No
53	GOM_NL__2PRFIN20060827_044238_000000332050_00377_23477_1470.N1	27-AUG-2006 04:42:38	Straylight	33.000	31	Alp Gru	1.7340	15200.	66	23477	No
54	GOM_NL__2PRFIN20060827_044531_000000322050_00377_23477_1471.N1	27-AUG-2006 04:45:31	Straylight	32.000	172	Gam Gru	3.0030	13100.	64	23477	No
55	GOM_NL__2PRFIN20060827_045143_000000492050_00377_23477_1472.N1	27-AUG-2006 04:51:43	Bright	49.000	142	49Del Cap	2.8500	8900.0	98	23477	No
56	GOM_NL__2PRFIN20060827_045455_000000322050_00377_23477_1473.N1	27-AUG-2006 04:54:55	Bright	32.000	154	22Bet Aqr	2.8990	5700.0	64	23477	No
57	GOM_NL__2PRFIN20060827_050619_000000332050_00377_23477_1474.N1	27-AUG-2006 05:06:19	Bright	32.500	92	53Eps Cyg	2.5000	4500.0	65	23477	No
58	GOM_NL__2PRFIN20060827_050807_000000322050_00377_23477_1475.N1	27-AUG-2006 05:08:07	Bright	31.500	66	37Gam Cyg	2.2080	5900.0	63	23477	No
59	GOM_NL__2PRFIN20060827_050931_000000332050_00377_23477_1476.N1	27-AUG-2006 05:09:31	Bright	32.500	19	50Alp Cyg	1.2460	10500.	65	23477	No
60	GOM_NL__2PRFIN20060827_051437_000000302050_00377_23477_1477.N1	27-AUG-2006 05:14:37	Bright	30.000	89	5Alp Cep	2.4510	8000.0	60	23477	No
61	GOM_NL__2PRFIN20060827_052209_000000302050_00377_23477_1478.N1	27-AUG-2006 05:22:09	Bright	29.500	49	1Alp UMi	1.9900	6300.0	59	23477	No
62	GOM_NL__2PRFIN20060827_053855_000000302050_00377_23477_1479.N1	27-AUG-2006 05:38:55	Bright	30.000	24	66Alp Gem	1.5800	10200.	60	23477	No
63	GOM_NL__2PRFIN20060827_054627_000000422050_00377_23477_1480.N1	27-AUG-2006 05:46:27	Twilight	41.500	8	10Alp CMI	0.40000	6500.0	83	23477	No
64	GOM_NL__2PRFIN20060827_055347_000000402050_00377_23477_1481.N1	27-AUG-2006 05:53:47	Dark	39.500	1	9Alp CMa	-1.4400	11000.	79	23477	No
65	GOM_NL__2PRFIN20060827_055511_000000352050_00377_23477_1482.N1	27-AUG-2006 05:55:11	Dark	35.000	179	24Omi2CMa	3.0320	24000.	70	23477	No
66	GOM_NL__2PRFIN20060827_055639_000000372050_00377_23477_1483.N1	27-AUG-2006 05:56:39	Dark	36.500	23	21Eps CMa	1.5020	26000.	73	23477	No
67	GOM_NL__2PRFIN20060827_055822_000000352050_00377_23477_1484.N1	27-AUG-2006 05:58:22	Dark	34.500	117	Pi Pup	2.7060	3800.0	69	23477	No
68	GOM_NL__2PRFIN20060827_060328_000000462050_00377_23477_1485.N1	27-AUG-2006 06:03:28	Dark	45.500	2	Alp Car	-0.73600	7000.0	91	23477	No
69	GOM_NL__2PRFIN20060827_061337_000000332050_00378_23478_1467.N1	27-AUG-2006 06:13:37	Dark	33.000	143	Alp Hyi	2.8570	7200.0	66	23478	No
70	GOM_NL__2PRFIN20060827_061450_000000412050_00378_23478_1468.N1	27-AUG-2006 06:14:50	Dark	41.000	9	Alp Eri	0.45300	24000.	82	23478	No
71	GOM_NL__2PRFIN20060827_061937_000000332050_00378_23478_1469.N1	27-AUG-2006 06:19:37	Straylight	32.500	148	Alp Tuc	2.8780	4100.0	65	23478	No
72	GOM_NL__2PRFIN20060827_062315_000000362050_00378_23478_1470.N1	27-AUG-2006 06:23:15	Straylight	35.500	31	Alp Gru	1.7340	15200.	71	23478	No
73	GOM_NL__2PRFIN20060827_062607_000000322050_00378_23478_1471.N1	27-AUG-2006 06:26:07	Straylight	32.000	172	Gam Gru	3.0030	13100.	64	23478	No
74	GOM_NL__2PRFIN20060827_063220_000000402050_00378_23478_1472.N1	27-AUG-2006 06:32:20	Bright	40.000	142	49Del Cap	2.8500	8900.0	80	23478	No
75	GOM_NL__2PRFIN20060827_063532_000000332050_00378_23478_1473.N1	27-AUG-2006 06:35:32	Bright	32.500	154	22Bet Aqr	2.8990	5700.0	65	23478	No
76	GOM_NL__2PRFIN20060827_064655_000000322050_00378_23478_1474.N1	27-AUG-2006 06:46:55	Bright	32.000	92	53Eps Cyg	2.5000	4500.0	64	23478	No
77	GOM_NL__2PRFIN20060827_064843_000000302050_00378_23478_1475.N1	27-AUG-2006 06:48:43	Bright	30.000	66	37Gam Cyg	2.2080	5900.0	60	23478	No
78	GOM_NL__2PRFIN20060827_065007_000000312050_00378_23478_1476.N1	27-AUG-2006 06:50:07	Bright	30.500	19	50Alp Cyg	1.2460	10500.	61	23478	No
79	GOM_NL__2PRFIN20060827_065513_000000312050_00378_23478_1477.N1	27-AUG-2006 06:55:13	Bright	30.500	89	5Alp Cep	2.4510	8000.0	61	23478	No
80	GOM_NL__2PRFIN20060827_070245_000000302050_00378_23478_1478.N1	27-AUG-2006 07:02:45	Bright	29.500	49	1Alp UMi	1.9900	6300.0	59	23478	No
81	GOM_NL__2PRFIN20060827_071931_000000292050_00378_23478_1479.N1	27-AUG-2006 07:19:31	Bright	29.000	24	66Alp Gem	1.5800	10200.	58	23478	No
82	GOM_NL__2PRFIN20060827_072703_000000432050_00378_23478_1480.N1	27-AUG-2006 07:27:03	Twilight	42.500	8	10Alp CMI	0.40000	6500.0	85	23478	No
83	GOM_NL__2PRFIN20060827_073424_000000502050_00378_23478_1481.N1	27-AUG-2006 07:34:24	Dark	50.000	1	9Alp CMa	-1.4400	11000.	100	23478	No
84	GOM_NL__2PRFIN20060827_073548_000000352050_00378_23478_1482.N1	27-AUG-2006 07:35:48	Dark	34.500	179	24Omi2CMa	3.0320	24000.	69	23478	No
85	GOM_NL__2PRFIN20060827_073716_000000382050_00378_23478_1483.N1	27-AUG-2006 07:37:16	Dark	37.500	23	21Eps CMa	1.5020	26000.	75	23478	No
86	GOM_NL__2PRFIN20060827_073859_000000392050_00378_23478_1484.N1	27-AUG-2006 07:38:59	Dark	38.500	117	Pi Pup	2.7060	3800.0	77	23478	No
87	GOM_NL__2PRFIN20060827_074404_000000392050_00378_23478_1485.N1	27-AUG-2006 07:44:04	Dark	38.500	2	Alp Car	-0.73600	7000.0	77	23478	No
88	GOM_NL__2PRFIN20060827_093556_000000532050_00380_23480_1467.N1	27-AUG-2006 09:35:56	Dark	52.500	9	Alp Eri	0.45300	24000.	105	23480	No
89	GOM_NL__2PRFIN20060827_094421_000000402050_00380_23480_1468.N1	27-AUG-2006 09:44:21	Straylight	39.500	31	Alp Gru	1.7340	15200.	79	23480	No
90	GOM_NL__2PRFIN20060827_094713_000000392050_00380_23480_1469.N1	27-AUG-2006 09:47:13	Straylight	39.000	172	Gam Gru	3.0030	13100.	78	23480	No
91	GOM_NL__2PRFIN20060827_095325_000000522050_00380_23480_1470.N1	27-AUG-2006 09:53:25	Bright	52.000	142	49Del Cap	2.8500	8900.0	104	23480	No
92	GOM_NL__2PRFIN20060827_095637_000000392050_00380_23480_1471.N1	27-AUG-2006 09:56:37	Bright	39.000	154	22Bet Aqr	2.8990	5700.0	78	23480	No
93	GOM_NL__2PRFIN20060827_100116_000000402050_00380_23480_1472.N1	27-AUG-2006 10:01:16	Bright	40.000	61	8Eps Peg	2.1000	3900.0	80	23480	No
94	GOM_NL__2PRFIN20060827_100801_000000382050_00380_23480_1473.N1	27-AUG-2006 10:08:01	Bright	38.000	92	53Eps Cyg	2.5000	4500.0	76	23480	No
95	GOM_NL__2PRFIN20060827_100949_000000362050_00380_23480_1474.N1	27-AUG-2006 10:09:49	Bright	36.000	66	37Gam Cyg	2.2080	5900.0	72	23480	No
96	GOM_NL__2PRFIN20060827_101113_000000382050_00380_23480_1475.N1	27-AUG-2006 10:11:13	Bright	38.000	19	50Alp Cyg	1.2460	10500.	76	23480	No
97	GOM_NL__2PRFIN20060827_101619_000000372050_00380_23480_1476.N1	27-AUG-2006 10:16:19	Bright	36.500	89	5Alp Cep	2.4510	8000.0	73	23480	No
98	GOM_NL__2PRFIN20060827_102351_000000362050_00380_23480_1477.N1	27-AUG-2006 10:23:51	Bright	36.000	49	1Alp UMi	1.9900	6300.0	72	23480	No
99	GOM_NL__2PRFIN20060827_104038_000000362050_00380_23480_1478.N1	27-AUG-2006 10:40:38	Bright	35.500	24	66Alp Gem	1.5800	10200.	71	23480	No
100	GOM_NL__2PRFIN20060827_104311_000000442050_00380_23480_1479.N1	27-AUG-2006 10:43:11	Bright	44.000	170	27Eps Gem	3.0000	9700.0	88	23480	No
101	GOM_NL__2PRFIN20060827_104810_000000532050_00380_23480_1480.N1	27-AUG-2006 10:48:10	Twilight	53.000	8	10Alp CMI	0.40000	6500.0	106	23480	No

102	GOM_NL__2PRFIN20060827_105530_000000542050_00380_23480_1481.N1	27-AUG-2006 10:55:30	Dark	53.500	1	9Alp CMa	-1.4400	11000.	107	23480	No
103	GOM_NL__2PRFIN20060827_105654_000000402050_00380_23480_1482.N1	27-AUG-2006 10:56:54	Dark	39.500	179	24Omi2CMa	3.0320	24000.	79	23480	No
104	GOM_NL__2PRFIN20060827_105822_000000432050_00380_23480_1483.N1	27-AUG-2006 10:58:22	Dark	43.000	23	21Eps CMa	1.5020	26000.	86	23480	No
105	GOM_NL__2PRFIN20060827_105951_000000412050_00380_23480_1484.N1	27-AUG-2006 10:59:51	Dark	41.000	177	1Zet CMa	3.0220	26000.	82	23480	No
106	GOM_NL__2PRFIN20060827_110511_000000492050_00380_23480_1485.N1	27-AUG-2006 11:05:11	Dark	49.000	2	Alp Car	-0.73600	7000.0	98	23480	No
107	GOM_NL__2PRFIN20060827_111633_000000432050_00381_23481_1467.N1	27-AUG-2006 11:16:33	Dark	43.000	9	Alp Eri	0.45300	24000.	86	23481	No
108	GOM_NL__2PRFIN20060827_112457_000000422050_00381_23481_1468.N1	27-AUG-2006 11:24:57	Straylight	42.000	31	Alp Gru	1.7340	15200.	84	23481	No
109	GOM_NL__2PRFIN20060827_112749_000000392050_00381_23481_1469.N1	27-AUG-2006 11:27:49	Straylight	38.500	172	Gam Gru	3.0030	13100.	77	23481	No
110	GOM_NL__2PRFIN20060827_113401_000000482050_00381_23481_1470.N1	27-AUG-2006 11:34:01	Bright	48.000	142	49Del Cap	2.8500	8900.0	96	23481	No
111	GOM_NL__2PRFIN20060827_113713_000000392050_00381_23481_1471.N1	27-AUG-2006 11:37:13	Bright	38.500	154	22Bet Aqr	2.8990	5700.0	77	23481	No
112	GOM_NL__2PRFIN20060827_114152_000000382050_00381_23481_1472.N1	27-AUG-2006 11:41:52	Bright	38.000	61	8Eps Peg	2.1000	3900.0	76	23481	No
113	GOM_NL__2PRFIN20060827_114837_000000372050_00381_23481_1473.N1	27-AUG-2006 11:48:37	Bright	37.000	92	53Eps Cyg	2.5000	4500.0	74	23481	No
114	GOM_NL__2PRFIN20060827_115025_000000372050_00381_23481_1474.N1	27-AUG-2006 11:50:25	Bright	37.000	66	37Gam Cyg	2.2080	5900.0	74	23481	No
115	GOM_NL__2PRFIN20060827_115149_000000372050_00381_23481_1475.N1	27-AUG-2006 11:51:49	Bright	36.500	19	50Alp Cyg	1.2460	10500.	73	23481	No
116	GOM_NL__2PRFIN20060827_115655_000000372050_00381_23481_1476.N1	27-AUG-2006 11:56:55	Bright	37.000	89	5Alp Cep	2.4510	8000.0	74	23481	No
117	GOM_NL__2PRFIN20060827_120426_000000372050_00381_23481_1477.N1	27-AUG-2006 12:04:26	Bright	36.500	49	1Alp UMi	1.9900	6300.0	73	23481	No
118	GOM_NL__2PRFIN20060827_122114_000000372050_00381_23481_1478.N1	27-AUG-2006 12:21:14	Bright	37.000	24	66Alp Gem	1.5800	10200.	74	23481	No
119	GOM_NL__2PRFIN20060827_122348_000000442050_00381_23481_1479.N1	27-AUG-2006 12:23:48	Bright	43.500	170	27Eps Gem	3.0000	9700.0	87	23481	No
120	GOM_NL__2PRFIN20060827_122846_000000472050_00381_23481_1480.N1	27-AUG-2006 12:28:46	Twilight	47.000	8	10Alp CMi	0.40000	6500.0	94	23481	No
121	GOM_NL__2PRFIN20060827_123607_000000492050_00381_23481_1481.N1	27-AUG-2006 12:36:07	Dark	48.500	1	9Alp CMa	-1.4400	11000.	97	23481	No
122	GOM_NL__2PRFIN20060827_123731_000000422050_00381_23481_1482.N1	27-AUG-2006 12:37:31	Dark	41.500	179	24Omi2CMa	3.0320	24000.	83	23481	No
123	GOM_NL__2PRFIN20060827_123859_000000432050_00381_23481_1483.N1	27-AUG-2006 12:38:59	Dark	42.500	23	21Eps CMa	1.5020	26000.	85	23481	No
124	GOM_NL__2PRFIN20060827_124027_000000382050_00381_23481_1484.N1	27-AUG-2006 12:40:27	Dark	38.000	177	1Zet CMa	3.0220	26000.	76	23481	No
125	GOM_NL__2PRFIN20060827_124547_000000532050_00381_23481_1485.N1	27-AUG-2006 12:45:47	Dark	52.500	2	Alp Car	-0.73600	7000.0	105	23481	No
126	GOM_NL__2PRFIN20060827_125709_000000452050_00382_23482_1467.N1	27-AUG-2006 12:57:09	Dark	44.500	9	Alp Eri	0.45300	24000.	89	23482	No
127	GOM_NL__2PRFIN20060827_130534_000000402050_00382_23482_1468.N1	27-AUG-2006 13:05:34	Straylight	40.000	31	Alp Gru	1.7340	15200.	80	23482	No
128	GOM_NL__2PRFIN20060827_130825_000000372050_00382_23482_1469.N1	27-AUG-2006 13:08:25	Straylight	37.000	172	Gam Gru	3.0030	13100.	74	23482	No
129	GOM_NL__2PRFIN20060827_131437_000000482050_00382_23482_1470.N1	27-AUG-2006 13:14:37	Bright	47.500	142	49Del Cap	2.8500	8900.0	95	23482	No
130	GOM_NL__2PRFIN20060827_131749_000000392050_00382_23482_1471.N1	27-AUG-2006 13:17:49	Bright	39.000	154	22Bet Aqr	2.8990	5700.0	78	23482	No
131	GOM_NL__2PRFIN20060827_132227_000000382050_00382_23482_1472.N1	27-AUG-2006 13:22:27	Bright	38.000	61	8Eps Peg	2.1000	3900.0	76	23482	No
132	GOM_NL__2PRFIN20060827_132913_000000382050_00382_23482_1473.N1	27-AUG-2006 13:29:13	Bright	37.500	92	53Eps Cyg	2.5000	4500.0	75	23482	No
133	GOM_NL__2PRFIN20060827_133101_000000352050_00382_23482_1474.N1	27-AUG-2006 13:31:01	Bright	35.000	66	37Gam Cyg	2.2080	5900.0	70	23482	No
134	GOM_NL__2PRFIN20060827_133225_000000342050_00382_23482_1475.N1	27-AUG-2006 13:32:25	Bright	33.500	19	50Alp Cyg	1.2460	10500.	67	23482	No
135	GOM_NL__2PRFIN20060827_133731_000000362050_00382_23482_1476.N1	27-AUG-2006 13:37:31	Bright	36.000	89	5Alp Cep	2.4510	8000.0	72	23482	No
136	GOM_NL__2PRFIN20060827_134502_000000362050_00382_23482_1477.N1	27-AUG-2006 13:45:02	Bright	35.500	49	1Alp UMi	1.9900	6300.0	71	23482	No
137	GOM_NL__2PRFIN20060827_140150_000000362050_00382_23482_1478.N1	27-AUG-2006 14:01:50	Bright	36.000	24	66Alp Gem	1.5800	10200.	72	23482	No
138	GOM_NL__2PRFIN20060827_140424_000000442050_00382_23482_1479.N1	27-AUG-2006 14:04:24	Bright	44.000	170	27Eps Gem	3.0000	9700.0	88	23482	No
139	GOM_NL__2PRFIN20060827_140923_000000482050_00382_23482_1480.N1	27-AUG-2006 14:09:23	Twilight	48.000	8	10Alp CMi	0.40000	6500.0	96	23482	No
140	GOM_NL__2PRFIN20060827_141643_000000492050_00382_23482_1481.N1	27-AUG-2006 14:16:43	Dark	49.000	1	9Alp CMa	-1.4400	11000.	98	23482	No
141	GOM_NL__2PRFIN20060827_141807_000000402050_00382_23482_1482.N1	27-AUG-2006 14:18:07	Dark	39.500	179	24Omi2CMa	3.0320	24000.	79	23482	No
142	GOM_NL__2PRFIN20060827_141935_000000402050_00382_23482_1483.N1	27-AUG-2006 14:19:35	Dark	40.000	23	21Eps CMa	1.5020	26000.	80	23482	No
143	GOM_NL__2PRFIN20060827_142104_000000402050_00382_23482_1484.N1	27-AUG-2006 14:21:04	Dark	40.000	177	1Zet CMa	3.0220	26000.	80	23482	No
144	GOM_NL__2PRFIN20060827_142623_000000472050_00382_23482_1485.N1	27-AUG-2006 14:26:23	Dark	46.500	2	Alp Car	-0.73600	7000.0	93	23482	No
145	GOM_NL__2PRFIN20060827_143746_000000442050_00383_23483_1467.N1	27-AUG-2006 14:37:46	Dark	43.500	9	Alp Eri	0.45300	24000.	87	23483	No
146	GOM_NL__2PRFIN20060827_144610_000000402050_00383_23483_1468.N1	27-AUG-2006 14:46:10	Straylight	39.500	31	Alp Gru	1.7340	15200.	79	23483	No
147	GOM_NL__2PRFIN20060827_144902_000000392050_00383_23483_1469.N1	27-AUG-2006 14:49:02	Straylight	39.000	172	Gam Gru	3.0030	13100.	78	23483	No
148	GOM_NL__2PRFIN20060827_145513_000000502050_00383_23483_1470.N1	27-AUG-2006 14:55:13	Bright	50.000	142	49Del Cap	2.8500	8900.0	100	23483	No
149	GOM_NL__2PRFIN20060827_145825_000000392050_00383_23483_1471.N1	27-AUG-2006 14:58:25	Bright	38.500	154	22Bet Aqr	2.8990	5700.0	77	23483	No
150	GOM_NL__2PRFIN20060827_150303_000000422050_00383_23483_1472.N1	27-AUG-2006 15:03:03	Bright	41.500	61	8Eps Peg	2.1000	3900.0	83	23483	No
151	GOM_NL__2PRFIN20060827_150949_000000362050_00383_23483_1473.N1	27-AUG-2006 15:09:49	Bright	36.000	92	53Eps Cyg	2.5000	4500.0	72	23483	No
152	GOM_NL__2PRFIN20060827_151137_000000342050_00383_23483_1474.N1	27-AUG-2006 15:11:37	Bright	33.500	66	37Gam Cyg	2.2080	5900.0	67	23483	No
153	GOM_NL__2PRFIN20060827_151300_000000342050_00383_23483_1475.N1	27-AUG-2006 15:13:00	Bright	33.500	19	50Alp Cyg	1.2460	10500.	67	23483	No
154	GOM_NL__2PRFIN20060827_151806_000000362050_00383_23483_1476.N1	27-AUG-2006 15:18:06	Bright	35.500	89	5Alp Cep	2.4510	8000.0	71	23483	No
155	GOM_NL__2PRFIN20060827_152538_000000352050_00383_23483_1477.N1	27-AUG-2006 15:25:38	Bright	35.000	49	1Alp UMi	1.9900	6300.0	70	23483	No
156	GOM_NL__2PRFIN20060827_154226_000000372050_00383_23483_1478.N1	27-AUG-2006 15:42:26	Bright	37.000	24	66Alp Gem	1.5800	10200.	74	23483	No
157	GOM_NL__2PRFIN20060827_154500_000000452050_00383_23483_1479.N1	27-AUG-2006 15:45:00	Bright	44.500	170	27Eps Gem	3.0000	9700.0	89	23483	No
158	GOM_NL__2PRFIN20060827_154959_000000492050_00383_23483_1480.N1	27-AUG-2006 15:49:59	Twilight	49.000	8	10Alp CMi	0.40000	6500.0	98	23483	No
159	GOM_NL__2PRFIN20060827_155720_000000512050_00383_23483_1481.N1	27-AUG-2006 15:57:20	Dark	51.000	1	9Alp CMa	-1.4400	11000.	102	23483	No
160	GOM_NL__2PRFIN20060827_155843_000000402050_00383_23483_1482.N1	27-AUG-2006 15:58:43	Dark	39.500	179	24Omi2CMa	3.0320	24000.	79	23483	No

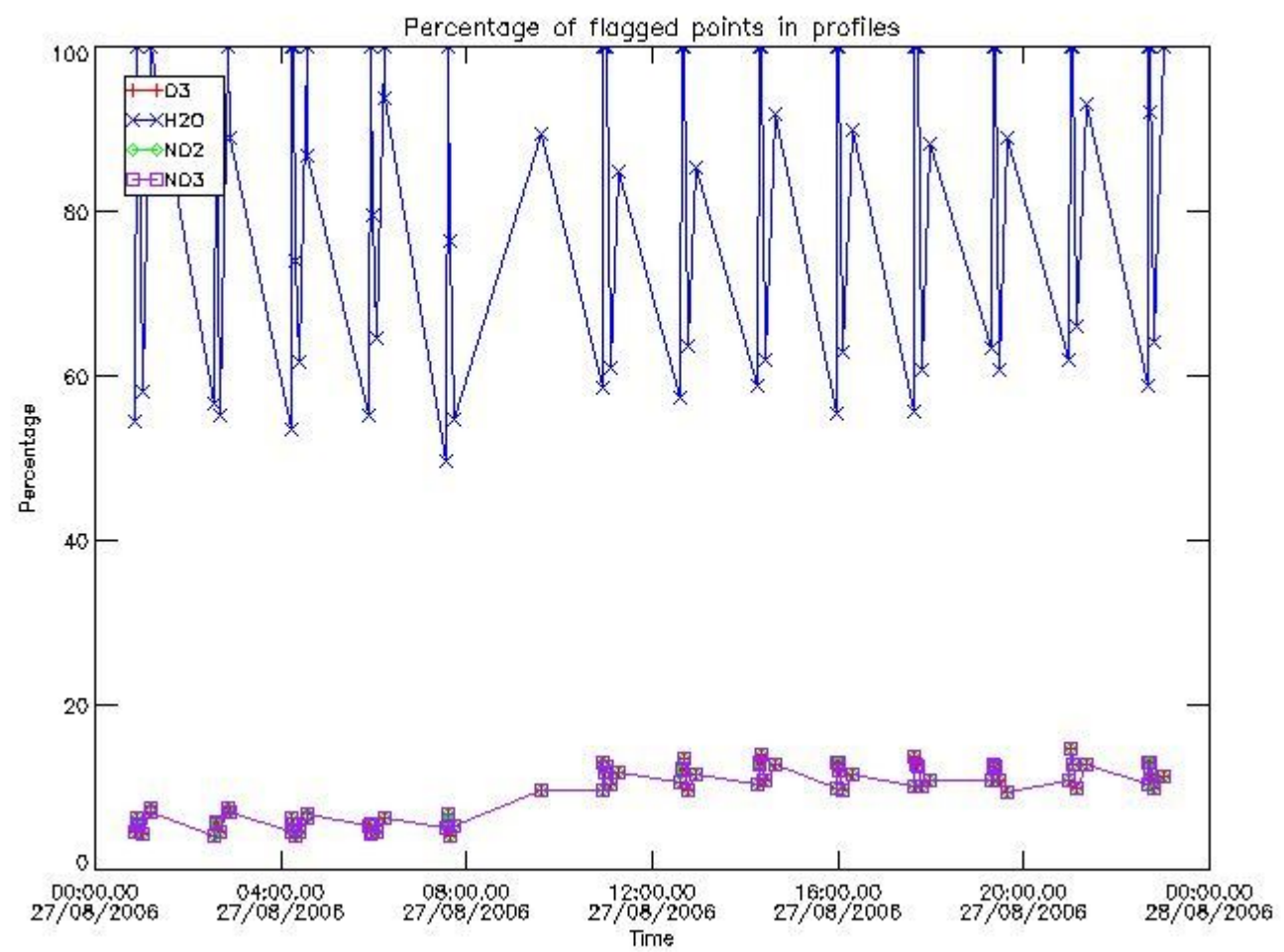
161	GOM_NL__2PRFIN20060827_160012_000000432050_00383_23483_1483.N1	27-AUG-2006 16:00:12	Dark	42.500	23	21Eps CMa	1.5020	26000.	85	23483	No
162	GOM_NL__2PRFIN20060827_160140_000000402050_00383_23483_1484.N1	27-AUG-2006 16:01:40	Dark	39.500	177	1Zet CMa	3.0220	26000.	79	23483	No
163	GOM_NL__2PRFIN20060827_160700_000000532050_00383_23483_1485.N1	27-AUG-2006 16:07:00	Dark	53.000	2	Alp Car	-0.73600	7000.0	106	23483	No
164	GOM_NL__2PRFIN20060827_161823_000000452050_00384_23484_1467.N1	27-AUG-2006 16:18:23	Dark	44.500	9	Alp Eri	0.45300	24000.	89	23484	No
165	GOM_NL__2PRFIN20060827_162646_000000402050_00384_23484_1468.N1	27-AUG-2006 16:26:46	Straylight	40.000	31	Alp Gru	1.7340	15200.	80	23484	No
166	GOM_NL__2PRFIN20060827_162938_000000412050_00384_23484_1469.N1	27-AUG-2006 16:29:38	Straylight	41.000	172	Gam Gru	3.0030	13100.	82	23484	No
167	GOM_NL__2PRFIN20060827_163549_000000472050_00384_23484_1470.N1	27-AUG-2006 16:35:49	Bright	46.500	142	49Del Cap	2.8500	8900.0	93	23484	No
168	GOM_NL__2PRFIN20060827_163901_000000392050_00384_23484_1471.N1	27-AUG-2006 16:39:01	Bright	38.500	154	22Bet Aqr	2.8990	5700.0	77	23484	No
169	GOM_NL__2PRFIN20060827_164339_000000402050_00384_23484_1472.N1	27-AUG-2006 16:43:39	Bright	39.500	61	8Eps Peg	2.1000	3900.0	79	23484	No
170	GOM_NL__2PRFIN20060827_165025_000000372050_00384_23484_1473.N1	27-AUG-2006 16:50:25	Bright	37.000	92	53Eps Cyg	2.5000	4500.0	74	23484	No
171	GOM_NL__2PRFIN20060827_165213_000000372050_00384_23484_1474.N1	27-AUG-2006 16:52:13	Bright	37.000	66	37Gam Cyg	2.2080	5900.0	74	23484	No
172	GOM_NL__2PRFIN20060827_165336_000000342050_00384_23484_1475.N1	27-AUG-2006 16:53:36	Bright	33.500	19	50Alp Cyg	1.2460	10500.	67	23484	No
173	GOM_NL__2PRFIN20060827_165842_000000352050_00384_23484_1476.N1	27-AUG-2006 16:58:42	Bright	34.500	89	5Alp Cep	2.4510	8000.0	69	23484	No
174	GOM_NL__2PRFIN20060827_170614_000000362050_00384_23484_1477.N1	27-AUG-2006 17:06:14	Bright	36.000	49	1Alp UMi	1.9900	6300.0	72	23484	No
175	GOM_NL__2PRFIN20060827_172302_000000352050_00384_23484_1478.N1	27-AUG-2006 17:23:02	Bright	34.500	24	66Alp Gem	1.5800	10200.	69	23484	No
176	GOM_NL__2PRFIN20060827_172536_000000442050_00384_23484_1479.N1	27-AUG-2006 17:25:36	Bright	43.500	170	27Eps Gem	3.0000	9700.0	87	23484	No
177	GOM_NL__2PRFIN20060827_173035_000000482050_00384_23484_1480.N1	27-AUG-2006 17:30:35	Twilight	47.500	8	10Alp CMi	0.40000	6500.0	95	23484	No
178	GOM_NL__2PRFIN20060827_173756_000000502050_00384_23484_1481.N1	27-AUG-2006 17:37:56	Dark	50.000	1	9Alp CMa	-1.4400	11000.	100	23484	No
179	GOM_NL__2PRFIN20060827_173920_000000412050_00384_23484_1482.N1	27-AUG-2006 17:39:20	Dark	41.000	179	24Omi2CMa	3.0320	24000.	82	23484	No
180	GOM_NL__2PRFIN20060827_174048_000000442050_00384_23484_1483.N1	27-AUG-2006 17:40:48	Dark	43.500	23	21Eps CMa	1.5020	26000.	87	23484	No
181	GOM_NL__2PRFIN20060827_174217_000000412050_00384_23484_1484.N1	27-AUG-2006 17:42:17	Dark	40.500	177	1Zet CMa	3.0220	26000.	81	23484	No
182	GOM_NL__2PRFIN20060827_174736_000000502050_00384_23484_1485.N1	27-AUG-2006 17:47:36	Dark	50.000	2	Alp Car	-0.73600	7000.0	100	23484	No
183	GOM_NL__2PRFIN20060827_175859_000000472050_00385_23485_1468.N1	27-AUG-2006 17:58:59	Dark	47.000	9	Alp Eri	0.45300	24000.	94	23485	No
184	GOM_NL__2PRFIN20060827_180722_000000382050_00385_23485_1469.N1	27-AUG-2006 18:07:22	Straylight	38.000	31	Alp Gru	1.7340	15200.	76	23485	No
185	GOM_NL__2PRFIN20060827_181014_000000392050_00385_23485_1470.N1	27-AUG-2006 18:10:14	Straylight	39.000	172	Gam Gru	3.0030	13100.	78	23485	No
186	GOM_NL__2PRFIN20060827_181626_000000512050_00385_23485_1471.N1	27-AUG-2006 18:16:26	Bright	50.500	142	49Del Cap	2.8500	8900.0	101	23485	No
187	GOM_NL__2PRFIN20060827_181937_000000392050_00385_23485_1472.N1	27-AUG-2006 18:19:37	Bright	39.000	154	22Bet Aqr	2.8990	5700.0	78	23485	No
188	GOM_NL__2PRFIN20060827_182415_000000392050_00385_23485_1473.N1	27-AUG-2006 18:24:15	Bright	38.500	61	8Eps Peg	2.1000	3900.0	77	23485	No
189	GOM_NL__2PRFIN20060827_183101_000000372050_00385_23485_1474.N1	27-AUG-2006 18:31:01	Bright	37.000	92	53Eps Cyg	2.5000	4500.0	74	23485	No
190	GOM_NL__2PRFIN20060827_183249_000000372050_00385_23485_1475.N1	27-AUG-2006 18:32:49	Bright	37.000	66	37Gam Cyg	2.2080	5900.0	74	23485	No
191	GOM_NL__2PRFIN20060827_183412_000000382050_00385_23485_1476.N1	27-AUG-2006 18:34:12	Bright	37.500	19	50Alp Cyg	1.2460	10500.	75	23485	No
192	GOM_NL__2PRFIN20060827_183918_000000372050_00385_23485_1477.N1	27-AUG-2006 18:39:18	Bright	36.500	89	5Alp Cep	2.4510	8000.0	73	23485	No
193	GOM_NL__2PRFIN20060827_184650_000000362050_00385_23485_1478.N1	27-AUG-2006 18:46:50	Bright	36.000	49	1Alp UMi	1.9900	6300.0	72	23485	No
194	GOM_NL__2PRFIN20060827_190338_000000382050_00385_23485_1479.N1	27-AUG-2006 19:03:38	Bright	38.000	24	66Alp Gem	1.5800	10200.	76	23485	No
195	GOM_NL__2PRFIN20060827_190612_000000452050_00385_23485_1480.N1	27-AUG-2006 19:06:12	Bright	44.500	170	27Eps Gem	3.0000	9700.0	89	23485	No
196	GOM_NL__2PRFIN20060827_191112_000000452050_00385_23485_1481.N1	27-AUG-2006 19:11:12	Twilight	44.500	8	10Alp CMi	0.40000	6500.0	89	23485	No
197	GOM_NL__2PRFIN20060827_191833_000000472050_00385_23485_1482.N1	27-AUG-2006 19:18:33	Dark	47.000	1	9Alp CMa	-1.4400	11000.	94	23485	No
198	GOM_NL__2PRFIN20060827_191956_000000402050_00385_23485_1483.N1	27-AUG-2006 19:19:56	Dark	40.000	179	24Omi2CMa	3.0320	24000.	80	23485	No
199	GOM_NL__2PRFIN20060827_192124_000000422050_00385_23485_1484.N1	27-AUG-2006 19:21:24	Dark	41.500	23	21Eps CMa	1.5020	26000.	83	23485	No
200	GOM_NL__2PRFIN20060827_192253_000000412050_00385_23485_1485.N1	27-AUG-2006 19:22:53	Dark	40.500	177	1Zet CMa	3.0220	26000.	81	23485	No
201	GOM_NL__2PRFIN20060827_192813_000000482050_00385_23485_1486.N1	27-AUG-2006 19:28:13	Dark	47.500	2	Alp Car	-0.73600	7000.0	95	23485	No
202	GOM_NL__2PRFIN20060827_193936_000000542050_00386_23486_1469.N1	27-AUG-2006 19:39:36	Dark	54.000	9	Alp Eri	0.45300	24000.	108	23486	No
203	GOM_NL__2PRFIN20060827_194759_000000452050_00386_23486_1470.N1	27-AUG-2006 19:47:59	Straylight	44.500	31	Alp Gru	1.7340	15200.	89	23486	No
204	GOM_NL__2PRFIN20060827_195050_000000392050_00386_23486_1471.N1	27-AUG-2006 19:50:50	Straylight	38.500	172	Gam Gru	3.0030	13100.	77	23486	No
205	GOM_NL__2PRFIN20060827_195702_000000532050_00386_23486_1472.N1	27-AUG-2006 19:57:02	Bright	53.000	142	49Del Cap	2.8500	8900.0	106	23486	No
206	GOM_NL__2PRFIN20060827_200013_000000382050_00386_23486_1473.N1	27-AUG-2006 20:00:13	Bright	37.500	154	22Bet Aqr	2.8990	5700.0	75	23486	No
207	GOM_NL__2PRFIN20060827_200451_000000402050_00386_23486_1474.N1	27-AUG-2006 20:04:51	Bright	40.000	61	8Eps Peg	2.1000	3900.0	80	23486	No
208	GOM_NL__2PRFIN20060827_201137_000000372050_00386_23486_1475.N1	27-AUG-2006 20:11:37	Bright	37.000	92	53Eps Cyg	2.5000	4500.0	74	23486	No
209	GOM_NL__2PRFIN20060827_201325_000000372050_00386_23486_1476.N1	27-AUG-2006 20:13:25	Bright	36.500	66	37Gam Cyg	2.2080	5900.0	73	23486	No
210	GOM_NL__2PRFIN20060827_201448_000000372050_00386_23486_1477.N1	27-AUG-2006 20:14:48	Bright	37.000	19	50Alp Cyg	1.2460	10500.	74	23486	No
211	GOM_NL__2PRFIN20060827_201954_000000362050_00386_23486_1478.N1	27-AUG-2006 20:19:54	Bright	36.000	89	5Alp Cep	2.4510	8000.0	72	23486	No
212	GOM_NL__2PRFIN20060827_202726_000000362050_00386_23486_1479.N1	27-AUG-2006 20:27:26	Bright	35.500	49	1Alp UMi	1.9900	6300.0	71	23486	No
213	GOM_NL__2PRFIN20060827_204414_000000352050_00386_23486_1480.N1	27-AUG-2006 20:44:14	Bright	34.500	24	66Alp Gem	1.5800	10200.	69	23486	No
214	GOM_NL__2PRFIN20060827_204648_000000462050_00386_23486_1481.N1	27-AUG-2006 20:46:48	Bright	46.000	170	27Eps Gem	3.0000	9700.0	92	23486	No
215	GOM_NL__2PRFIN20060827_205148_000000432050_00386_23486_1482.N1	27-AUG-2006 20:51:48	Twilight	43.000	8	10Alp CMi	0.40000	6500.0	86	23486	No
216	GOM_NL__2PRFIN20060827_205909_000000472050_00386_23486_1483.N1	27-AUG-2006 20:59:09	Dark	46.500	1	9Alp CMa	-1.4400	11000.	93	23486	No
217	GOM_NL__2PRFIN20060827_210032_000000382050_00386_23486_1484.N1	27-AUG-2006 21:00:32	Dark	38.000	179	24Omi2CMa	3.0320	24000.	76	23486	No
218	GOM_NL__2PRFIN20060827_210201_000000402050_00386_23486_1485.N1	27-AUG-2006 21:02:01	Dark	40.000	23	21Eps CMa	1.5020	26000.	80	23486	No
219	GOM_NL__2PRFIN20060827_210330_000000402050_00386_23486_1486.N1	27-AUG-2006 21:03:30	Dark	40.000	177	1Zet CMa	3.0220	26000.	80	23486	No

220	GOM_NL__2PRFIN20060827_210849_000000522050_00386_23486_1487.N1	27-AUG-2006 21:08:49	Dark	52.000	2	Alp Car	-0.73600	7000.0	104	23486	No
221	GOM_NL__2PRFIN20060827_212012_000000442050_00387_23487_1592.N1	27-AUG-2006 21:20:12	Dark	43.500	9	Alp Eri	0.45300	24000.	87	23487	No
222	GOM_NL__2PRFIN20060827_212835_000000382050_00387_23487_1593.N1	27-AUG-2006 21:28:35	Straylight	38.000	31	Alp Gru	1.7340	15200.	76	23487	No
223	GOM_NL__2PRFIN20060827_213126_000000392050_00387_23487_1594.N1	27-AUG-2006 21:31:26	Straylight	39.000	172	Gam Gru	3.0030	13100.	78	23487	No
224	GOM_NL__2PRFIN20060827_213738_000000502050_00387_23487_1595.N1	27-AUG-2006 21:37:38	Bright	49.500	142	49Del Cap	2.8500	8900.0	99	23487	No
225	GOM_NL__2PRFIN20060827_214049_000000392050_00387_23487_1596.N1	27-AUG-2006 21:40:49	Bright	38.500	154	22Bet Aqr	2.8990	5700.0	77	23487	No
226	GOM_NL__2PRFIN20060827_214527_000000392050_00387_23487_1597.N1	27-AUG-2006 21:45:27	Bright	38.500	61	8Eps Peg	2.1000	3900.0	77	23487	No
227	GOM_NL__2PRFIN20060827_215213_000000362050_00387_23487_1598.N1	27-AUG-2006 21:52:13	Bright	35.500	92	53Eps Cyg	2.5000	4500.0	71	23487	No
228	GOM_NL__2PRFIN20060827_215401_000000342050_00387_23487_1599.N1	27-AUG-2006 21:54:01	Bright	34.000	66	37Gam Cyg	2.2080	5900.0	68	23487	No
229	GOM_NL__2PRFIN20060827_215524_000000372050_00387_23487_1600.N1	27-AUG-2006 21:55:24	Bright	36.500	19	50Alp Cyg	1.2460	10500.	73	23487	No
230	GOM_NL__2PRFIN20060827_220029_000000532050_00387_23487_1601.N1	27-AUG-2006 22:00:29	Bright	52.500	89	5Alp Cep	2.4510	8000.0	105	23487	No
231	GOM_NL__2PRFIN20060827_220802_000000372050_00387_23487_1602.N1	27-AUG-2006 22:08:02	Bright	36.500	49	1Alp UMi	1.9900	6300.0	73	23487	No
232	GOM_NL__2PRFIN20060827_222450_000000362050_00387_23487_1603.N1	27-AUG-2006 22:24:50	Bright	35.500	24	66Alp Gem	1.5800	10200.	71	23487	No
233	GOM_NL__2PRFIN20060827_222725_000000462050_00387_23487_1604.N1	27-AUG-2006 22:27:25	Bright	46.000	170	27Eps Gem	3.0000	9700.0	92	23487	No
234	GOM_NL__2PRFIN20060827_223224_000000412050_00387_23487_1605.N1	27-AUG-2006 22:32:24	Twilight	41.000	8	10Alp CMi	0.40000	6500.0	82	23487	No
235	GOM_NL__2PRFIN20060827_223945_000000492050_00387_23487_1606.N1	27-AUG-2006 22:39:45	Dark	49.000	1	9Alp CMa	-1.4400	11000.	98	23487	No
236	GOM_NL__2PRFIN20060827_224109_000000402050_00387_23487_1607.N1	27-AUG-2006 22:41:09	Dark	39.500	179	24Omi2CMa	3.0320	24000.	79	23487	No
237	GOM_NL__2PRFIN20060827_224237_000000442050_00387_23487_1608.N1	27-AUG-2006 22:42:37	Dark	44.000	23	21Eps CMa	1.5020	26000.	88	23487	No
238	GOM_NL__2PRFIN20060827_224406_000000392050_00387_23487_1609.N1	27-AUG-2006 22:44:06	Dark	39.000	177	1Zet CMa	3.0220	26000.	78	23487	No
239	GOM_NL__2PRFIN20060827_224925_000000522050_00387_23487_1610.N1	27-AUG-2006 22:49:25	Dark	52.000	2	Alp Car	-0.73600	7000.0	104	23487	No
240	GOM_NL__2PRFIN20060827_230049_000000452050_00388_23488_1592.N1	27-AUG-2006 23:00:49	Dark	45.000	9	Alp Eri	0.45300	24000.	90	23488	No
241	GOM_NL__2PRFIN20060827_230911_000000392050_00388_23488_1593.N1	27-AUG-2006 23:09:11	Straylight	38.500	31	Alp Gru	1.7340	15200.	77	23488	No
242	GOM_NL__2PRFIN20060827_231202_000000392050_00388_23488_1594.N1	27-AUG-2006 23:12:02	Straylight	38.500	172	Gam Gru	3.0030	13100.	77	23488	No
243	GOM_NL__2PRFIN20060827_231814_000000492050_00388_23488_1595.N1	27-AUG-2006 23:18:14	Bright	49.000	142	49Del Cap	2.8500	8900.0	98	23488	No
244	GOM_NL__2PRFIN20060827_232125_000000392050_00388_23488_1596.N1	27-AUG-2006 23:21:25	Bright	39.000	154	22Bet Aqr	2.8990	5700.0	78	23488	No
245	GOM_NL__2PRFIN20060827_232602_000000402050_00388_23488_1597.N1	27-AUG-2006 23:26:02	Bright	39.500	61	8Eps Peg	2.1000	3900.0	79	23488	No
246	GOM_NL__2PRFIN20060827_233248_000000362050_00388_23488_1598.N1	27-AUG-2006 23:32:48	Bright	35.500	92	53Eps Cyg	2.5000	4500.0	71	23488	No
247	GOM_NL__2PRFIN20060827_233437_000000362050_00388_23488_1599.N1	27-AUG-2006 23:34:37	Bright	35.500	66	37Gam Cyg	2.2080	5900.0	71	23488	No
248	GOM_NL__2PRFIN20060827_233600_000000372050_00388_23488_1600.N1	27-AUG-2006 23:36:00	Bright	36.500	19	50Alp Cyg	1.2460	10500.	73	23488	No
249	GOM_NL__2PRFIN20060827_234105_000000372050_00388_23488_1601.N1	27-AUG-2006 23:41:05	Bright	37.000	89	5Alp Cep	2.4510	8000.0	74	23488	No
250	GOM_NL__2PRFIN20060827_234838_000000332050_00388_23488_1602.N1	27-AUG-2006 23:48:38	Bright	33.000	49	1Alp UMi	1.9900	6300.0	66	23488	No

3. Quality information per product

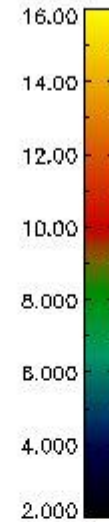
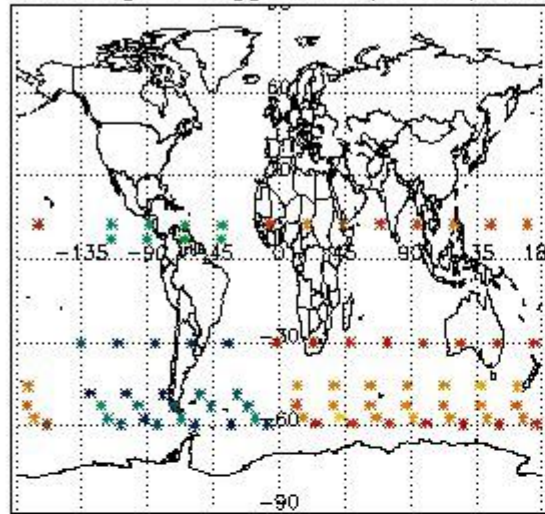
In this section it is plotted some information contained in the Quality Summary data set of the level 2 products. Only products in dark limb conditions and without errors (error flag in the MPH set to "0") are used.

3.1 Plot quality information per product (time dependant)

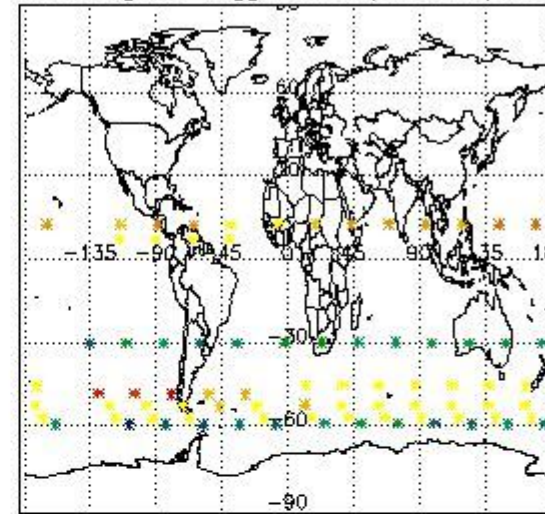


3.2 Plot quality information per product (world map)

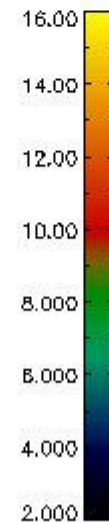
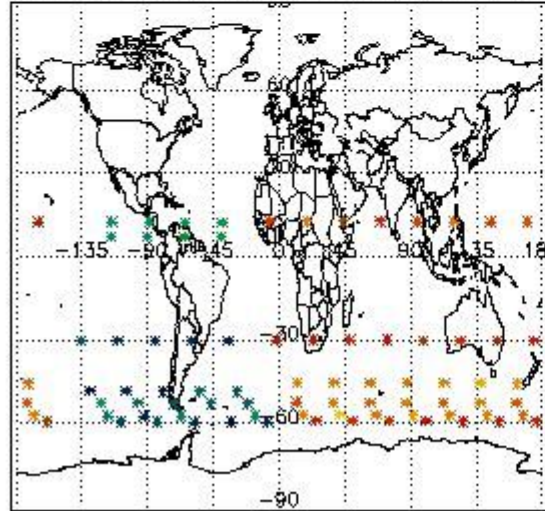
Percentage of flagged data per O3 profile



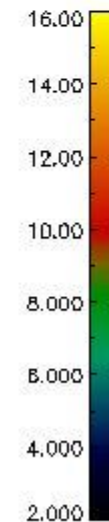
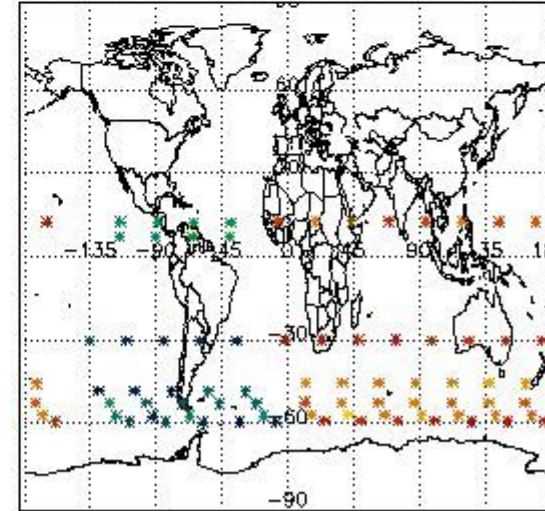
Percentage of flagged data per H2O profile



Percentage of flagged data per NO2 profile



Percentage of flagged data per NO3 profile

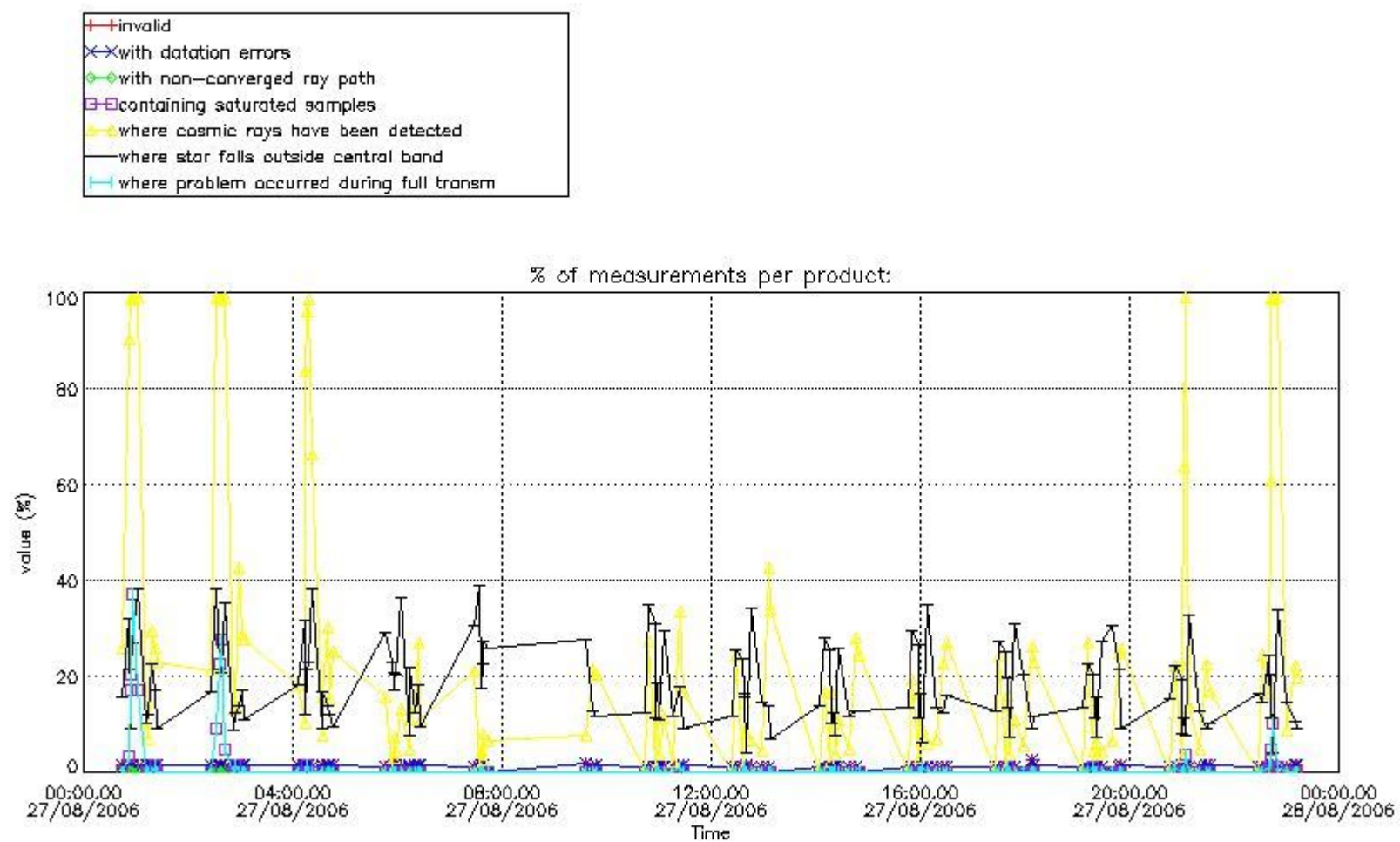


4. Level 1 quality information per product

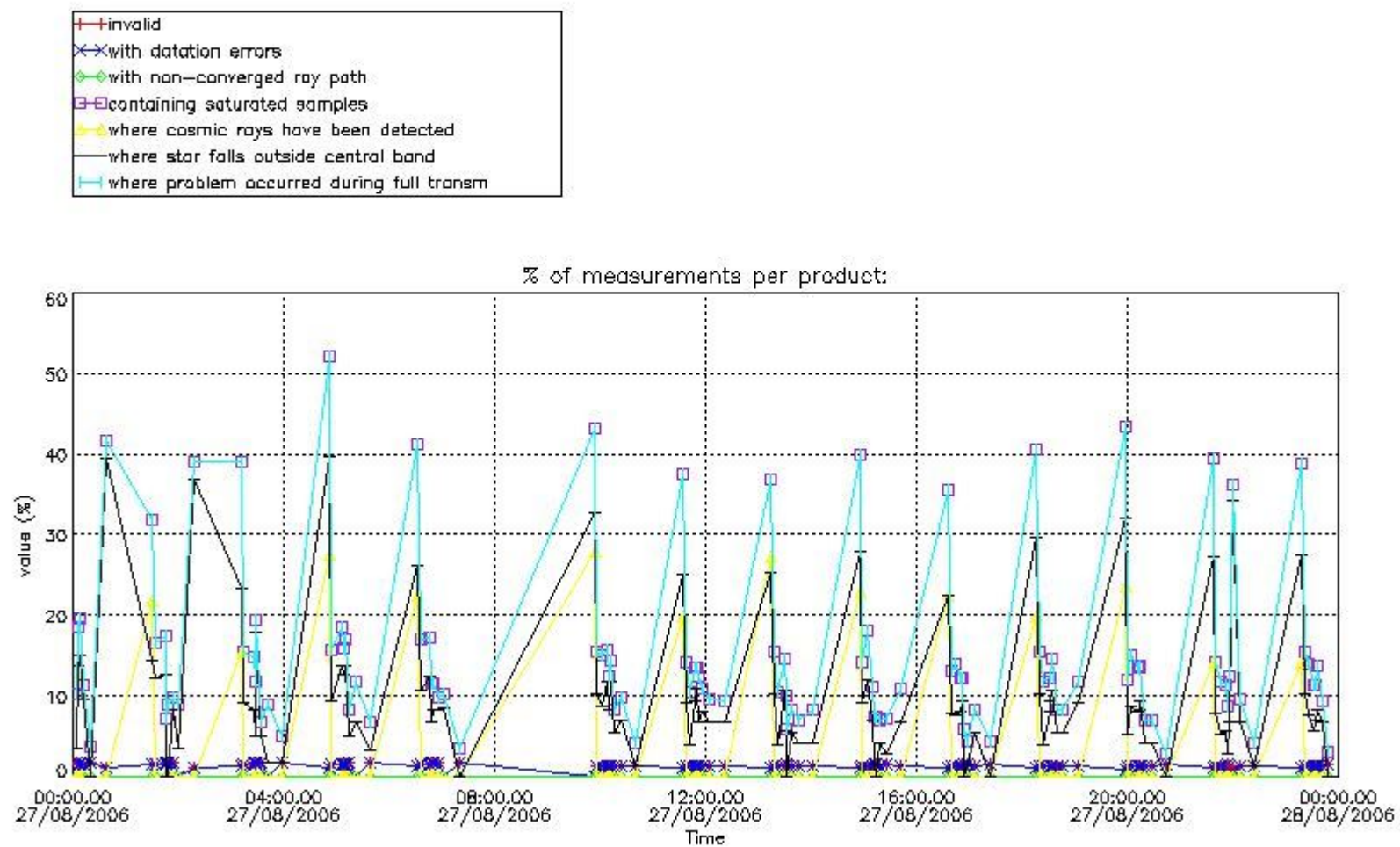
In this section it is plotted some information contained in the Quality Summary data set of the level 2 products that comes from the level 1b processing. Products without errors (error flag in the MPH set to "0") are used.

4.1 Plot quality information per product (time dependant) coming from level 1b processing

4.1.1 Plot level 1 quality information per product (time dependant): ENVISAT ASCENDING passes

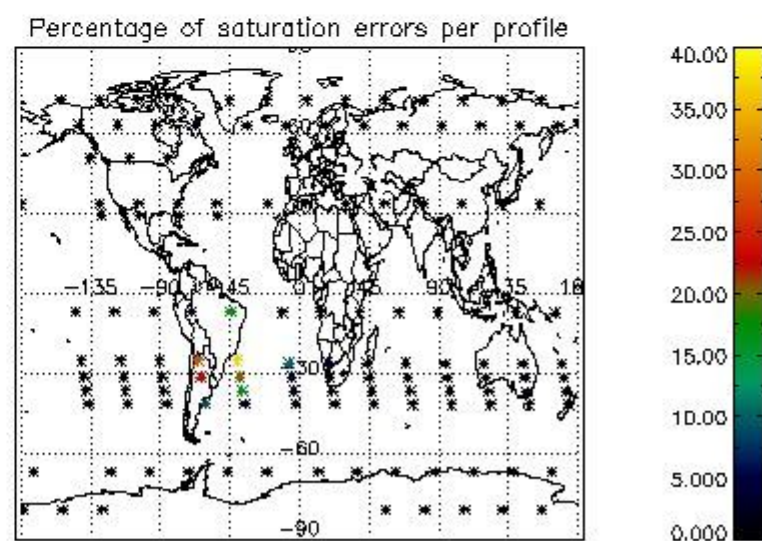
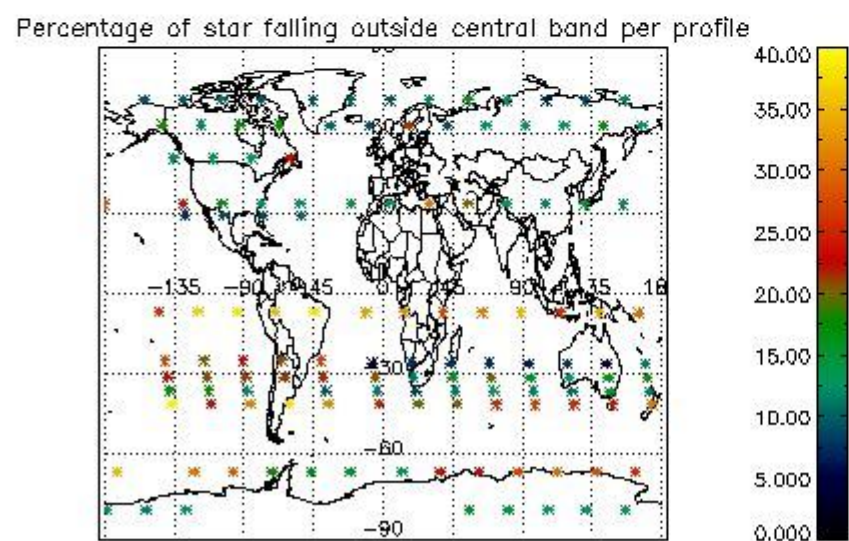
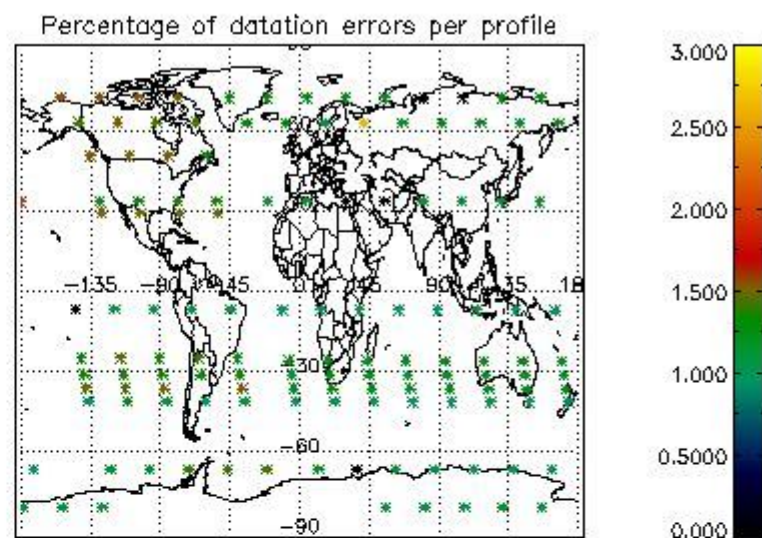
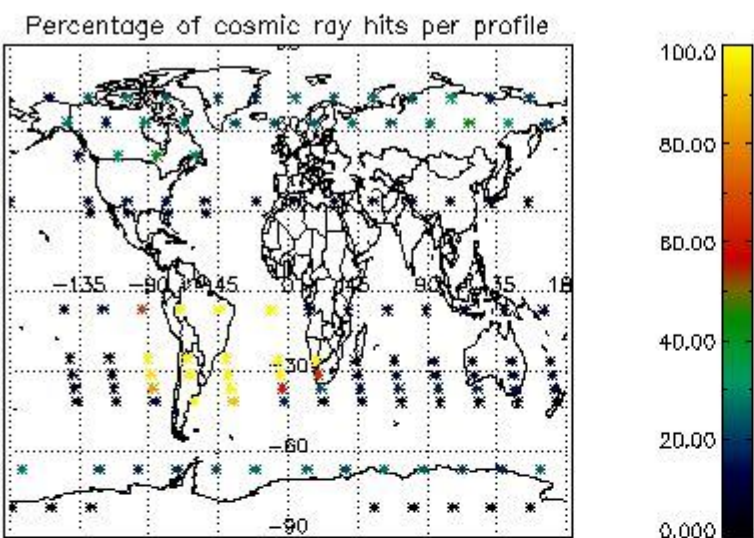


4.1.2 Plot level 1 quality information per product (time dependant): ENVI SAT DESCENDING passes

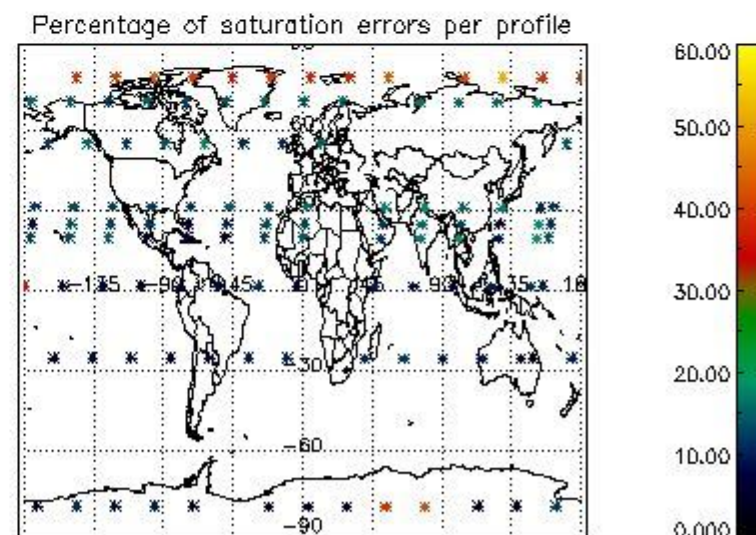
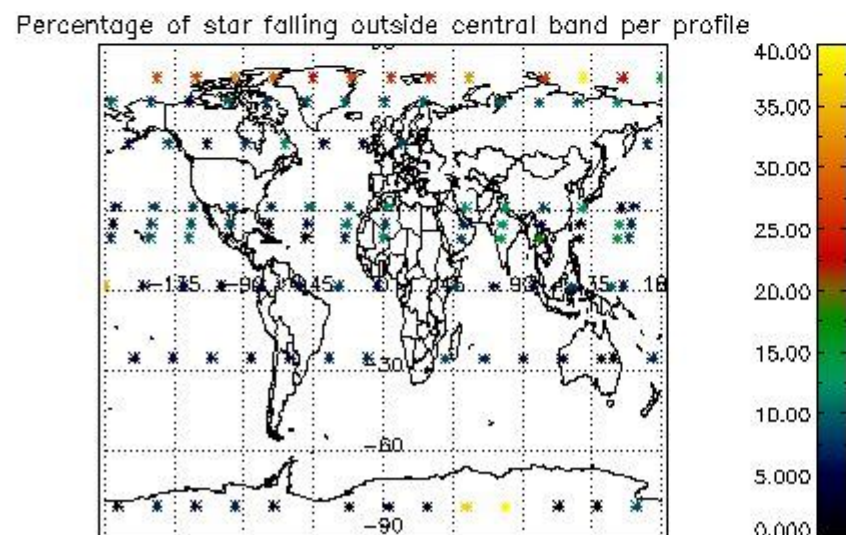
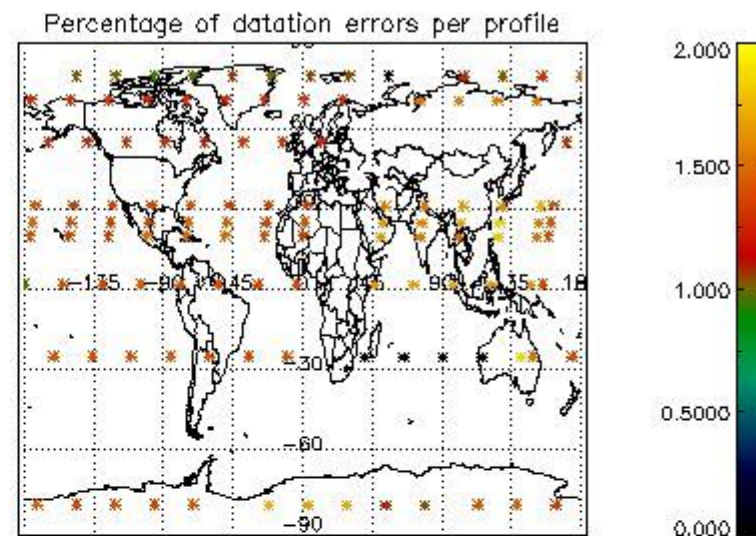
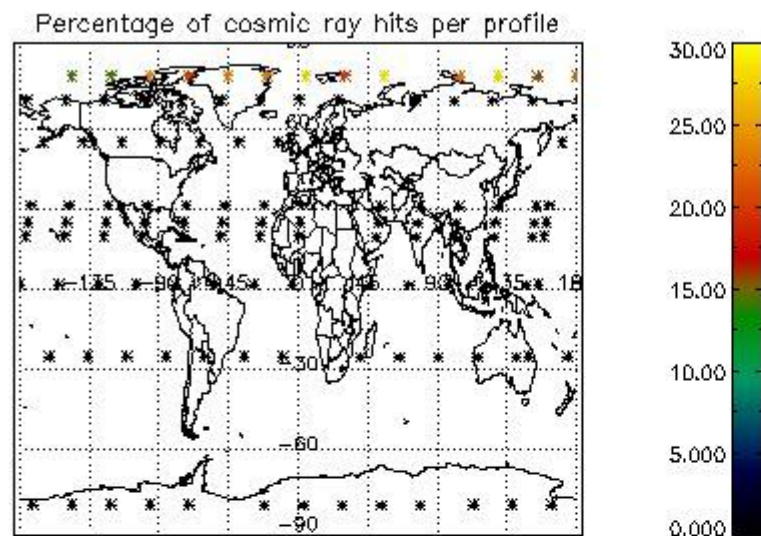


4.2 Plot quality information per product coming from level 1b processing (world map)

4.2.1 Plot level 1 quality information per product (world map): ENVISAT ASCENDING passes



4.2.2 Plot level 1 quality information per product (world map): ENVISAT DESCENDING passes



5. Trace gas profiles

5.1 Ozone statistics based on quality of products

The final quality of the products can be "measured" using the STD (Standard Deviation) attached to every point profile. This information is written to the parameter GOM_NL__2P/NL_LOCAL_SPECIES_DENSITY/o3_std of the level 2 products. The table below shows the statistics for given STD ranges.

The statistics are given with respect to the overall valid production:

- Products without fatal errors: GOM_NL__2P/MPH/PRODUCT_ERR=0
- Valid point profile: GOM_NL__2P/NL_LOCAL_SPECIES_DENSITY/pcd(0)=0

The 'Criteria' is applied to valid points of dark limb products:

- Products in dark limb illumination condition: GOM_NL__2P/NL_SUMMARY_QUALITY/obs_ill_cond=0
- Products without fatal errors: GOM_NL__2P/MPH/PRODUCT_ERR=0
- Valid point profile: GOM_NL__2P/NL_LOCAL_SPECIES_DENSITY/pcd(0)=0

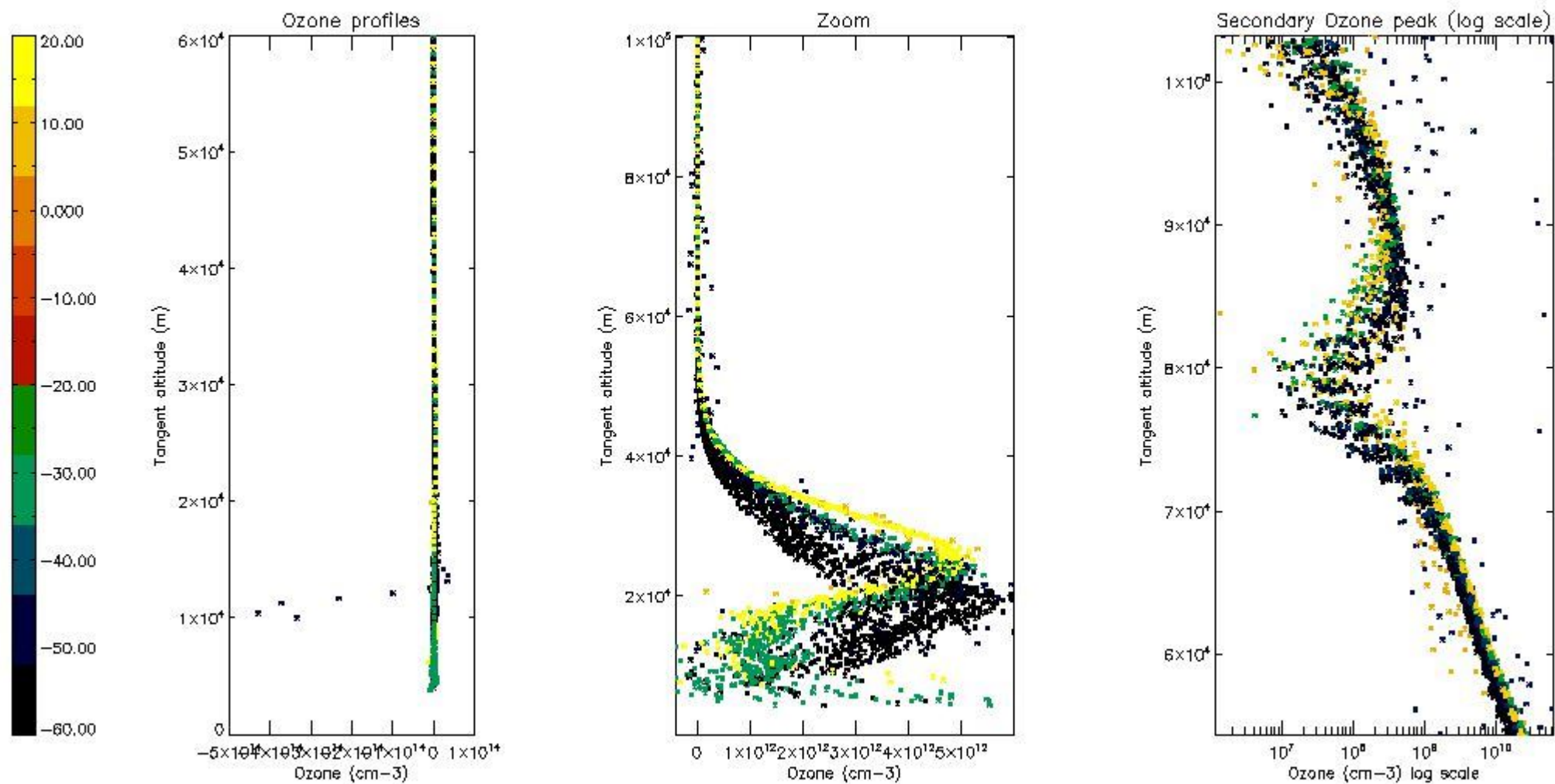
So, the table below shows the percentage of dark limb and valid observations for each criteria with respect to the overall valid daily observations.

Criteria	% of total production
All STD	37
STD < 20	25

STD < 10	22
STD < 5	17

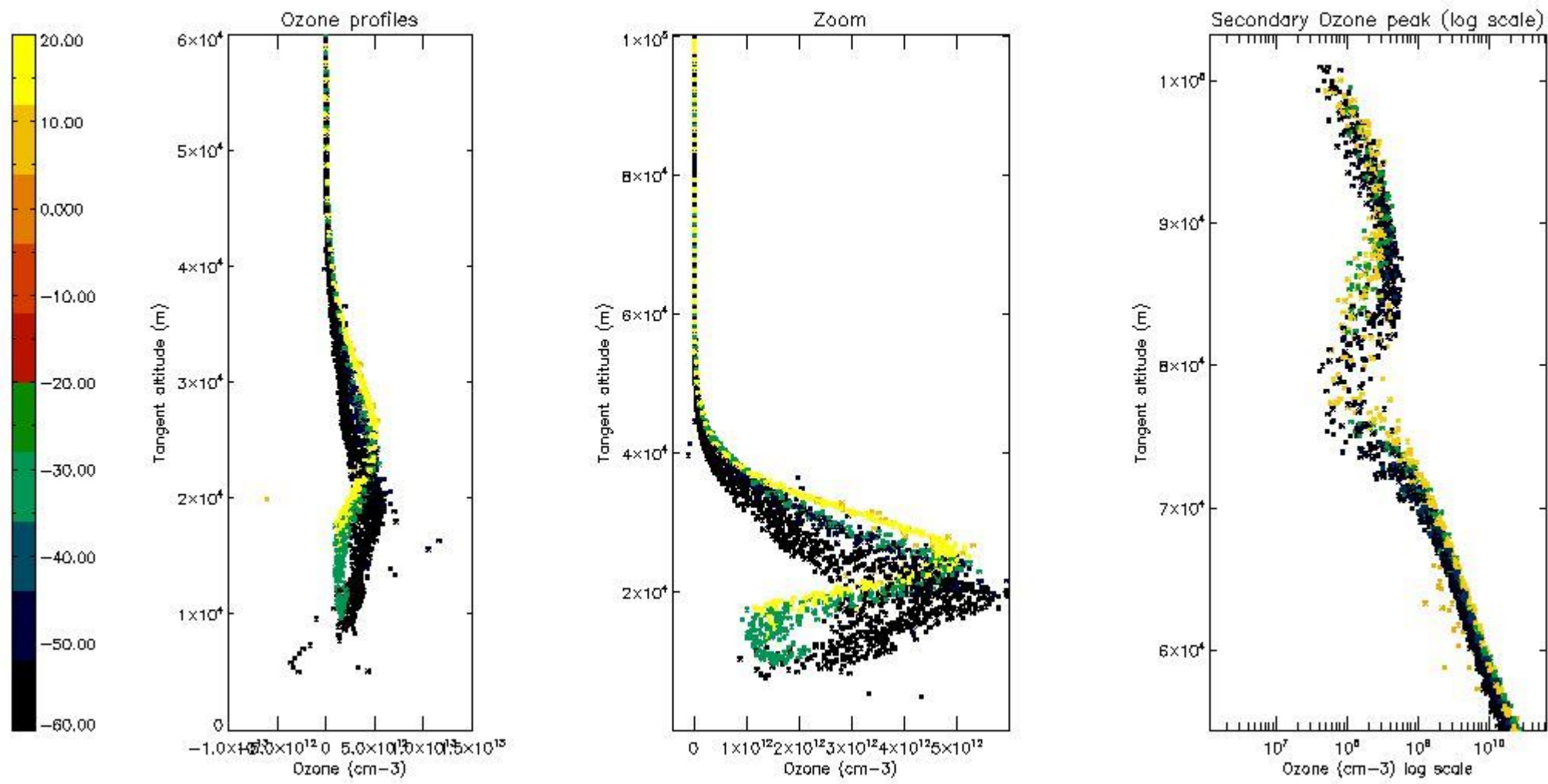
5.2 Plot ozone profiles for all STD (dark without errors)

The colorbar represents the latitude.



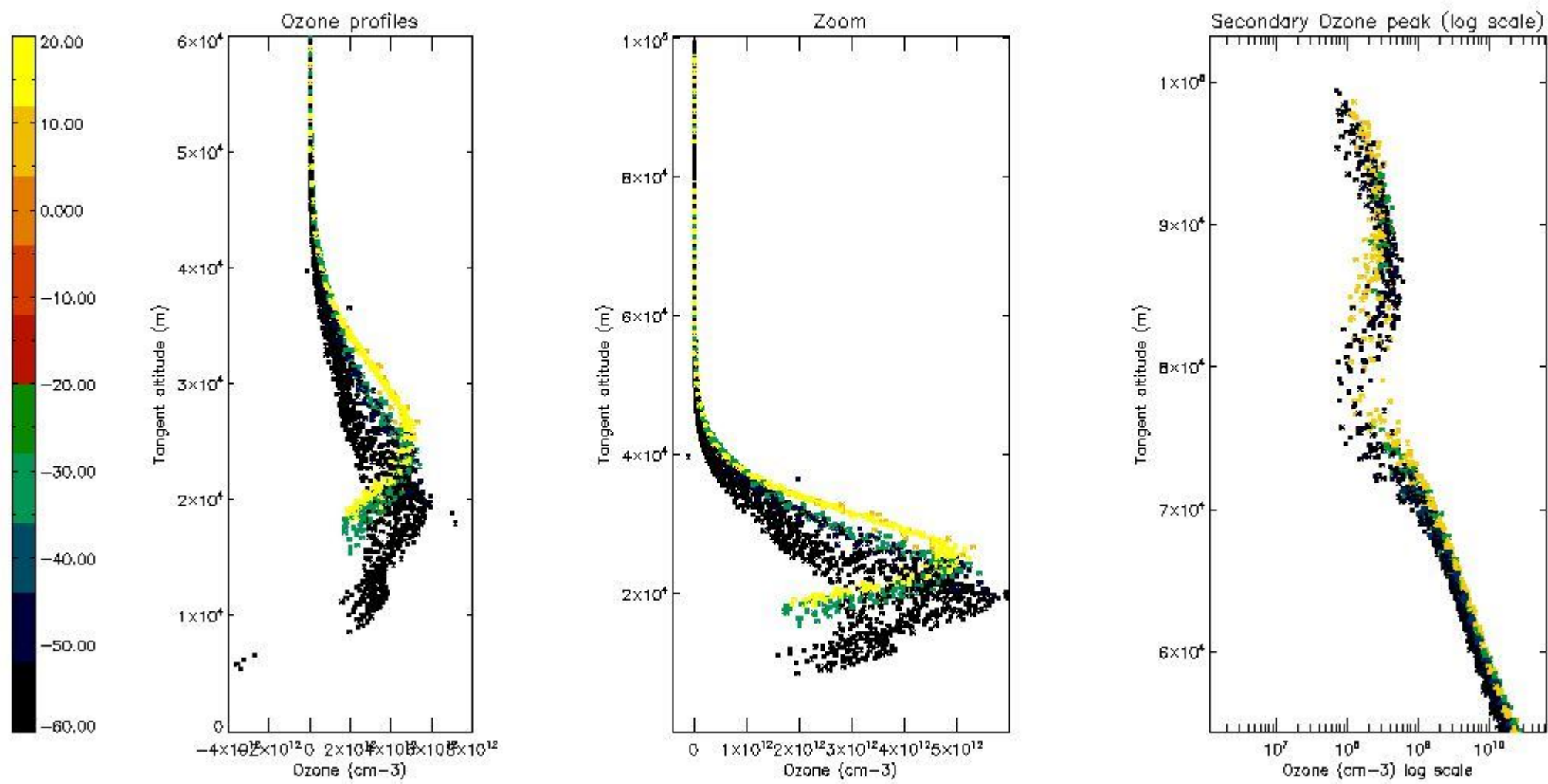
5.3 Plot ozone profiles where STD < 20% (dark without errors)

The colorbar represents the latitude.



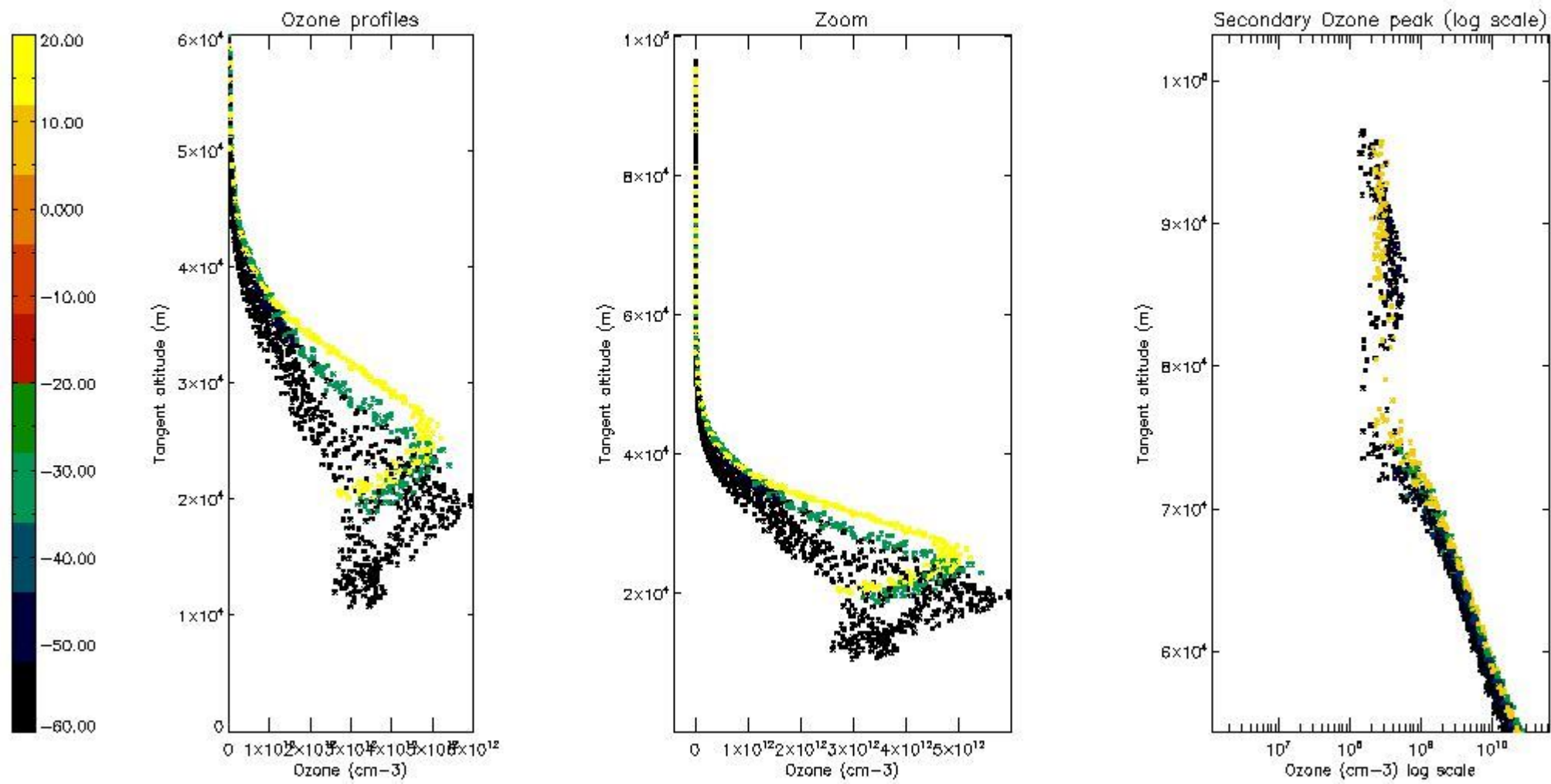
5.4 Plot ozone profiles where $STD < 10\%$ (dark without errors)

The colorbar represents the latitude.



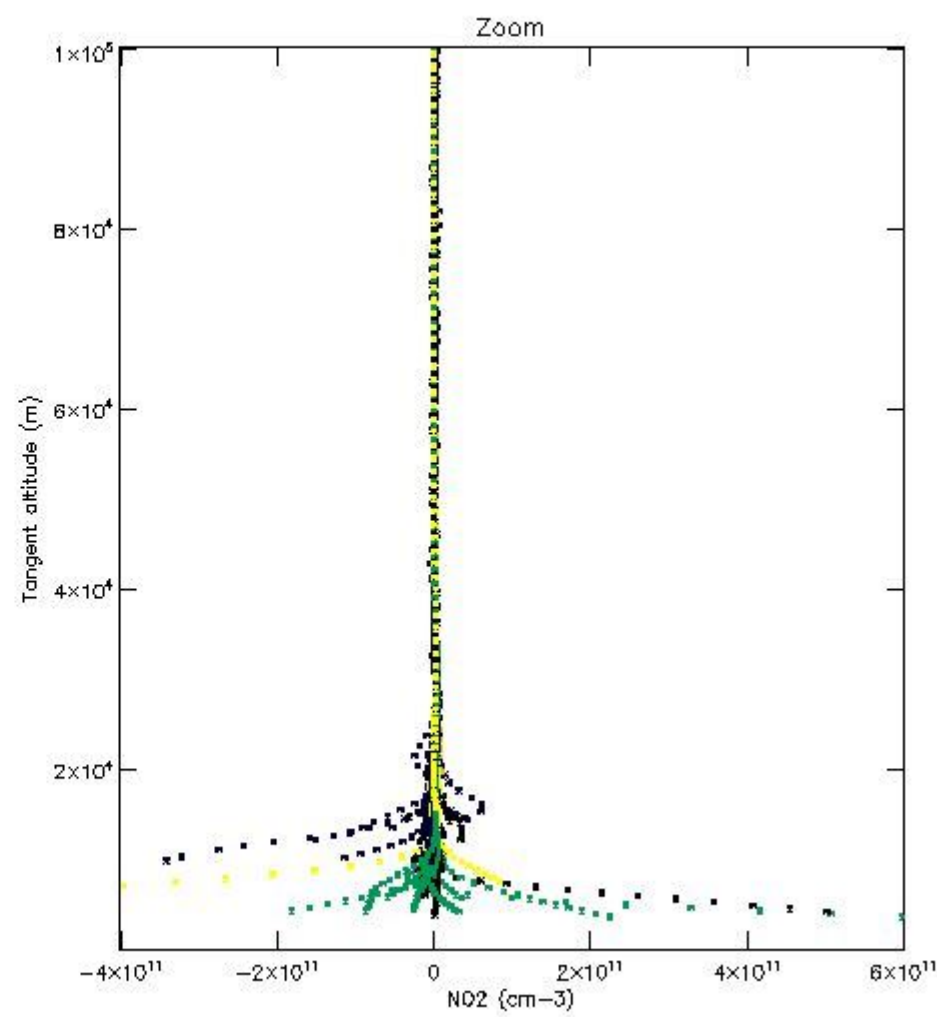
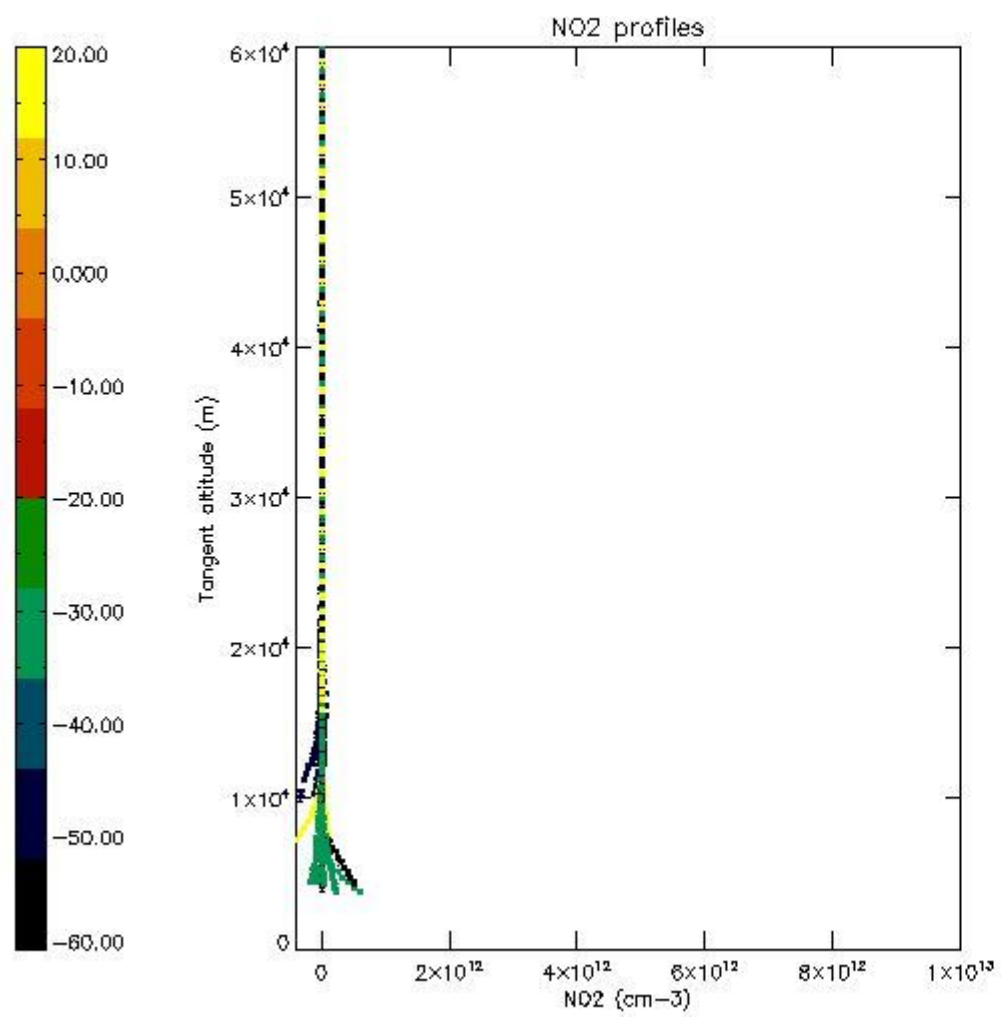
5.5 Plot ozone profiles where $STD < 5\%$ (dark without errors)

The colorbar represents the latitude.



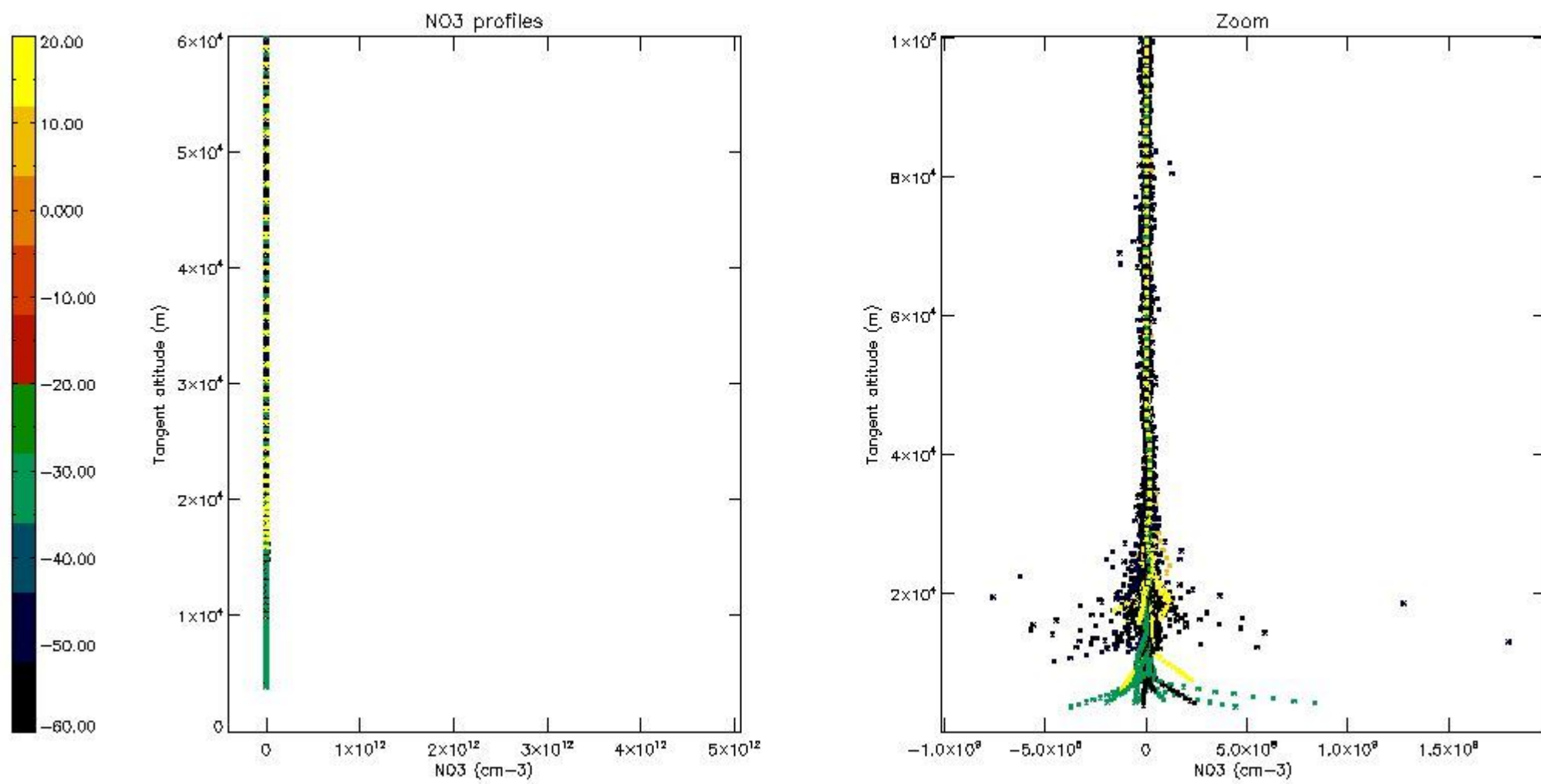
5.6 Plot NO₂ profiles for all STD (dark without errors)

The colorbar represents the latitude.



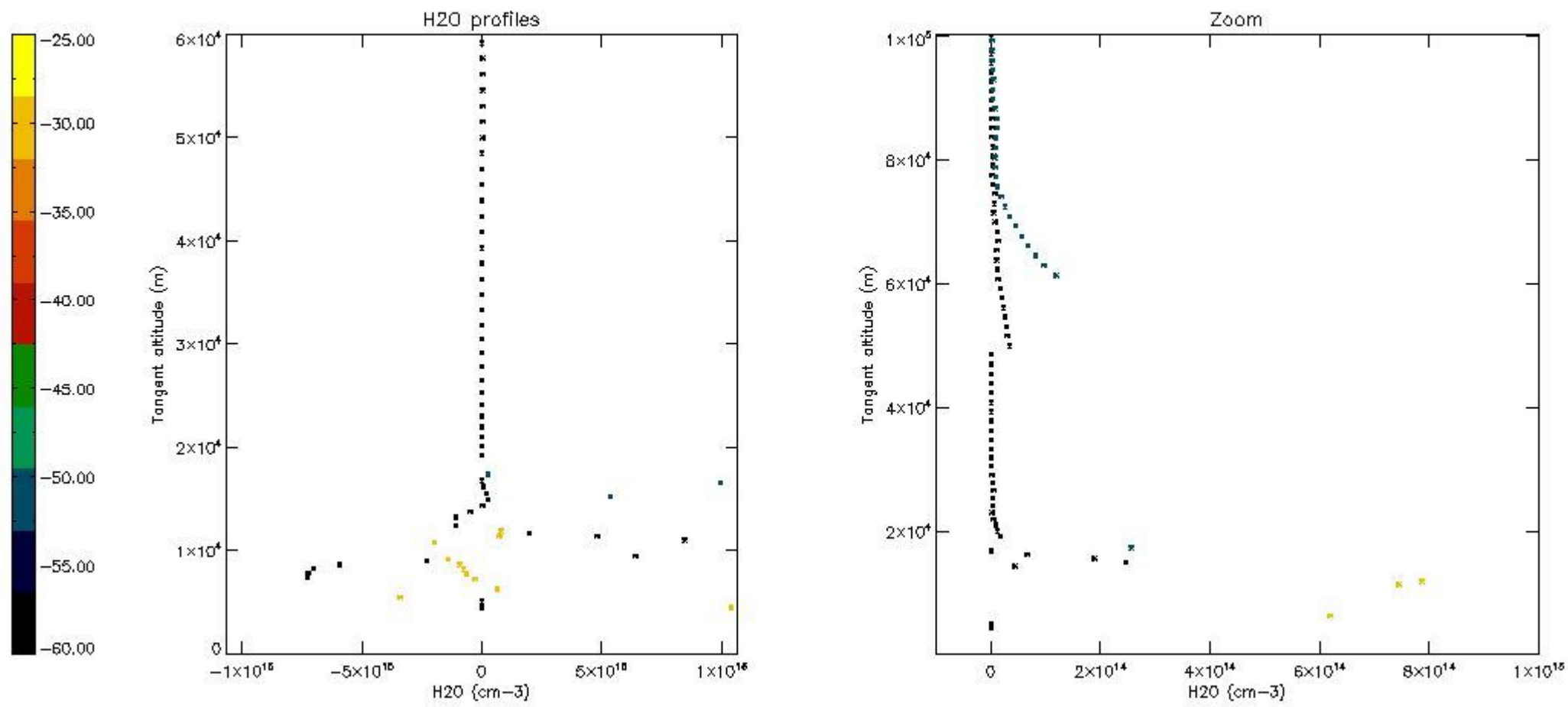
5.7 Plot NO3 profiles for all STD (dark without errors)

The colorbar represents the latitude.



5.8 Plot H₂O profiles for all STD (only for occultations of stars 1,2,3,4,13,14,16,26,63 dark without errors)

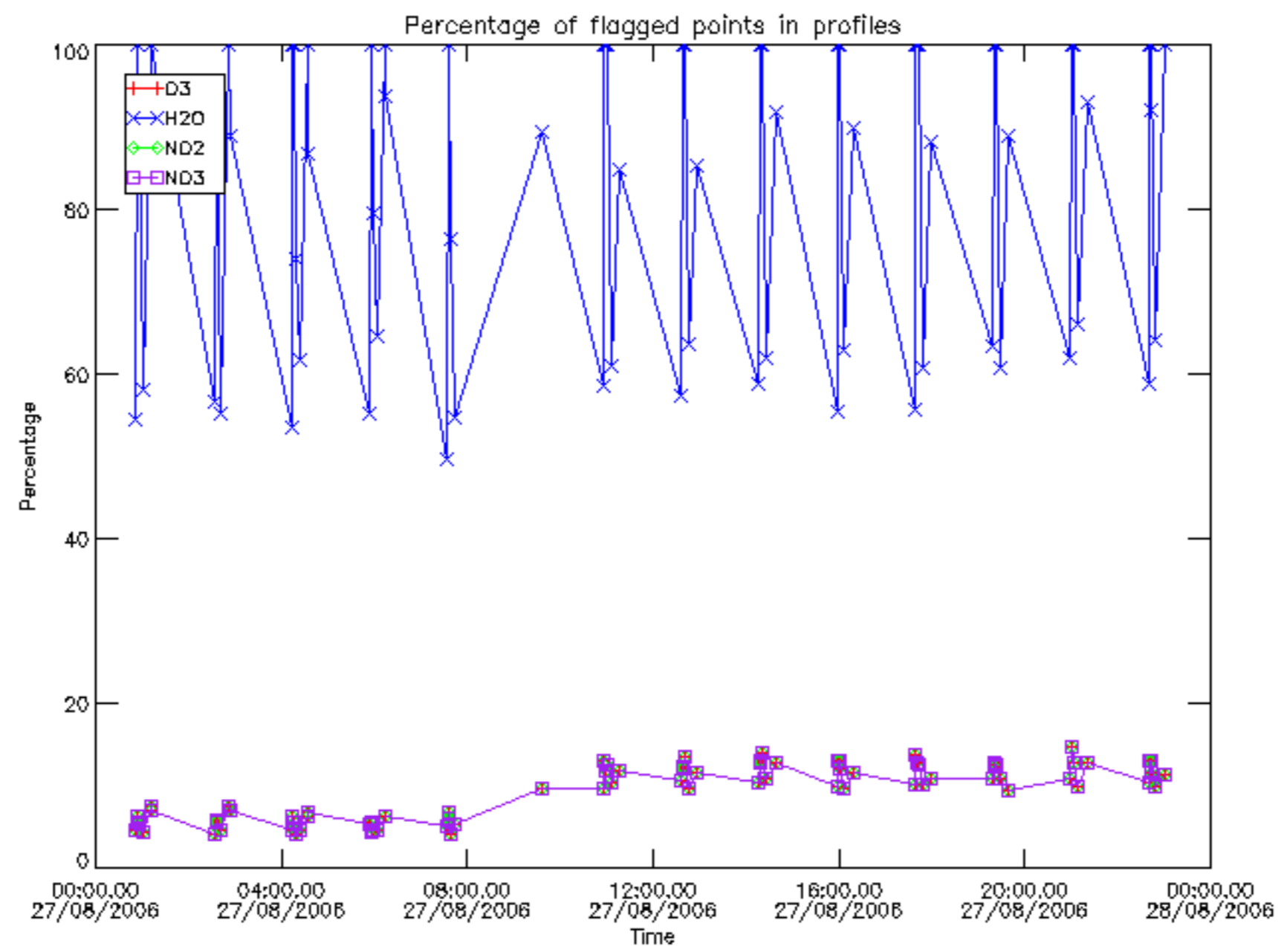
The colorbar represents the latitude.



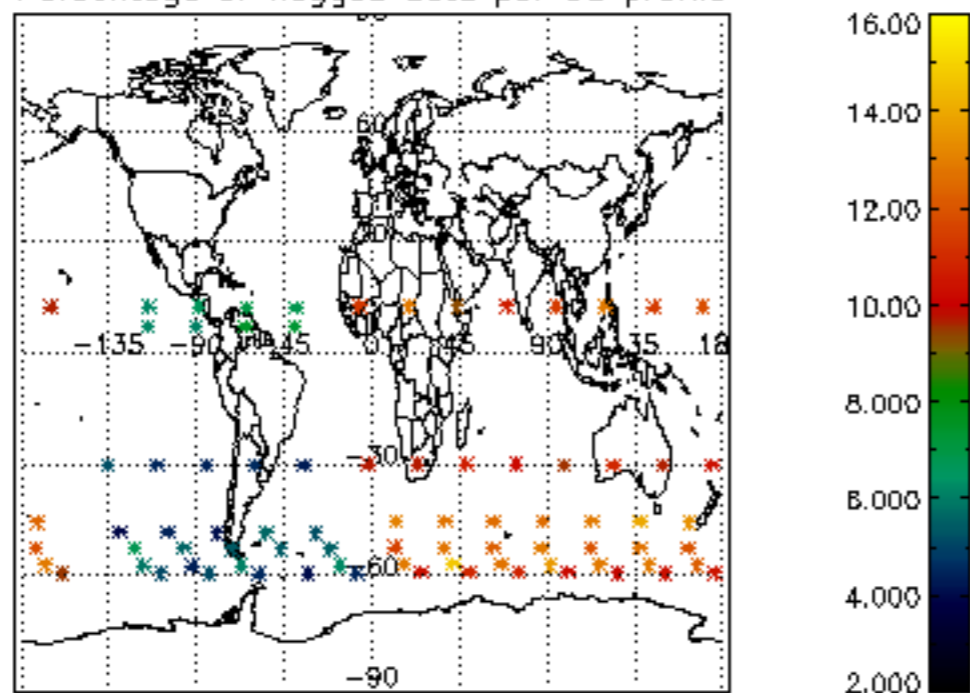
6. Auxiliary Data Files used for the production reported in section 2

The number reported in the third column indicates since which file (see list in section 2) the corresponding auxiliary file has been used. The fourth column is the date of those product files.

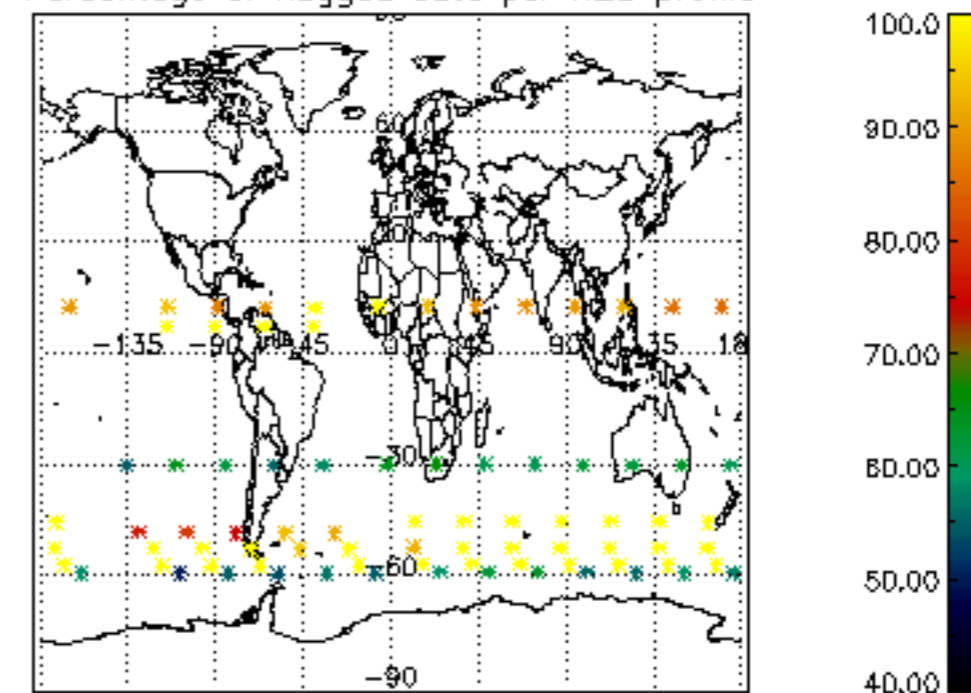
Type	Auxiliary Filename	Used since product	Used since product date
INST_PHYS_CHARACTERISTICS	GOM_INS_AXVIEC20091111_143220_20030716_120000_20500101_000000	1	27-AUG-2006 00:04:32
LEVEL-2_PROC_CONFIG	GOM_PR2_AXVIEC20091111_152718_20020301_000000_20500101_000000	1	27-AUG-2006 00:04:32
CROSS_SECTIONS_FILE	GOM_CRS_AXVIEC20091111_154832_20020301_000000_20500101_000000	1	27-AUG-2006 00:04:32



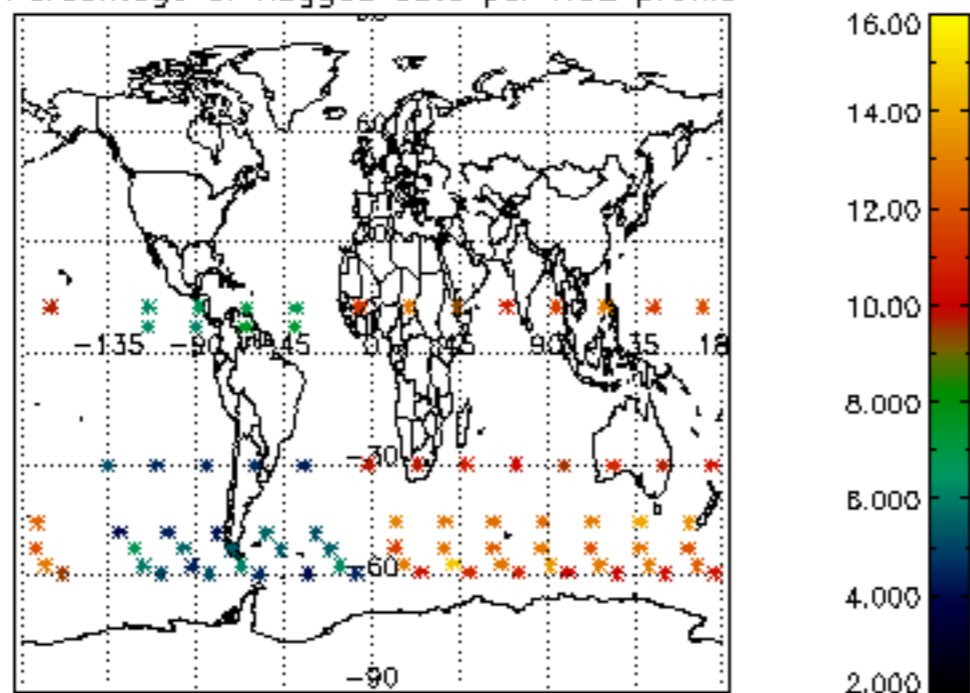
Percentage of flagged data per D3 profile



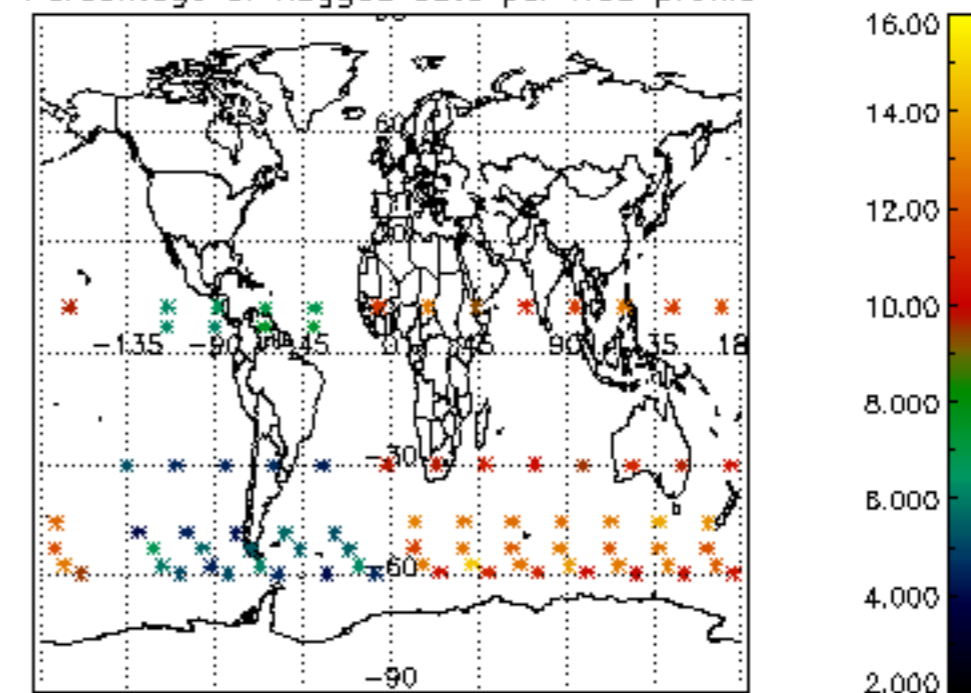
Percentage of flagged data per H2O profile

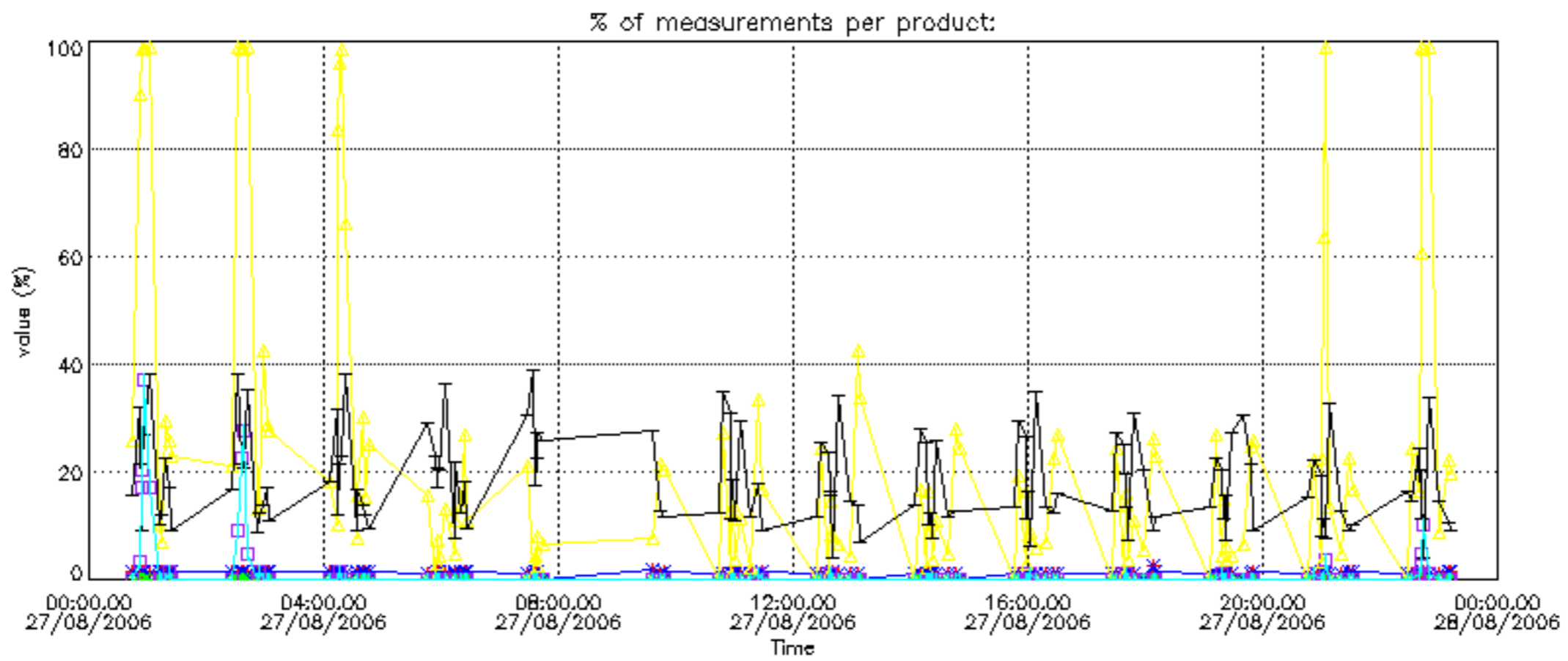


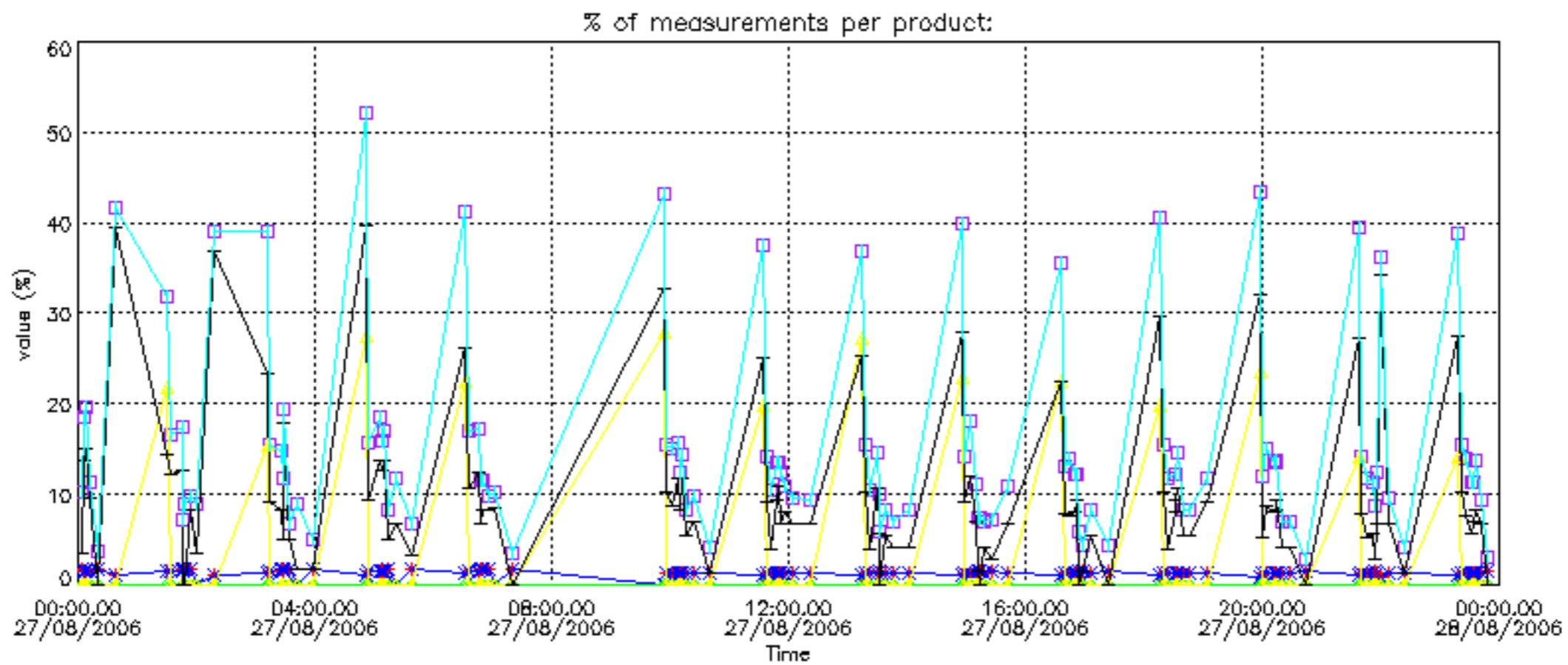
Percentage of flagged data per NO2 profile



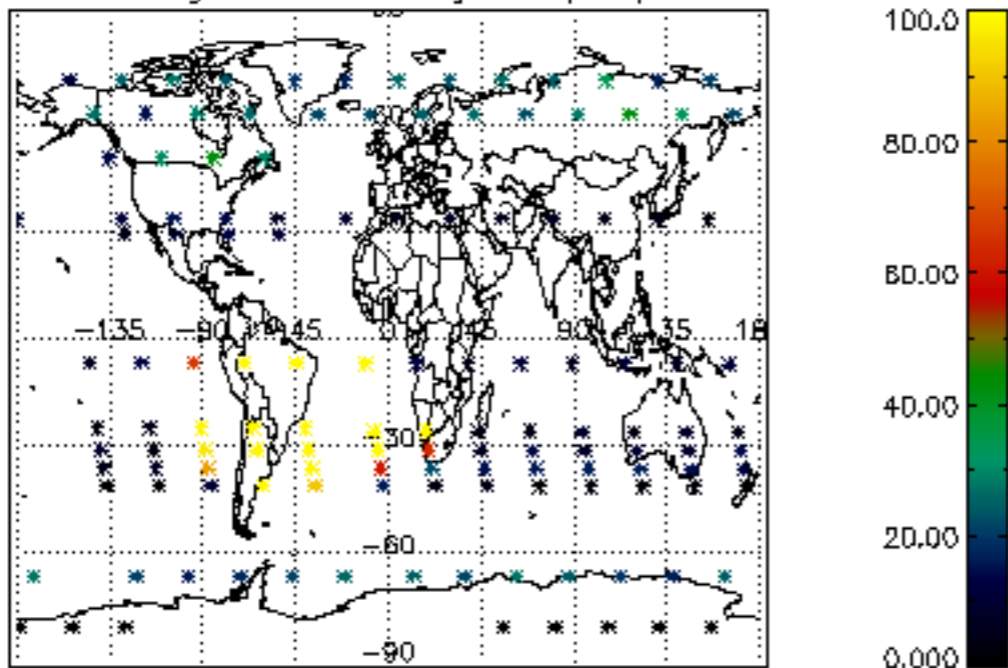
Percentage of flagged data per NO3 profile



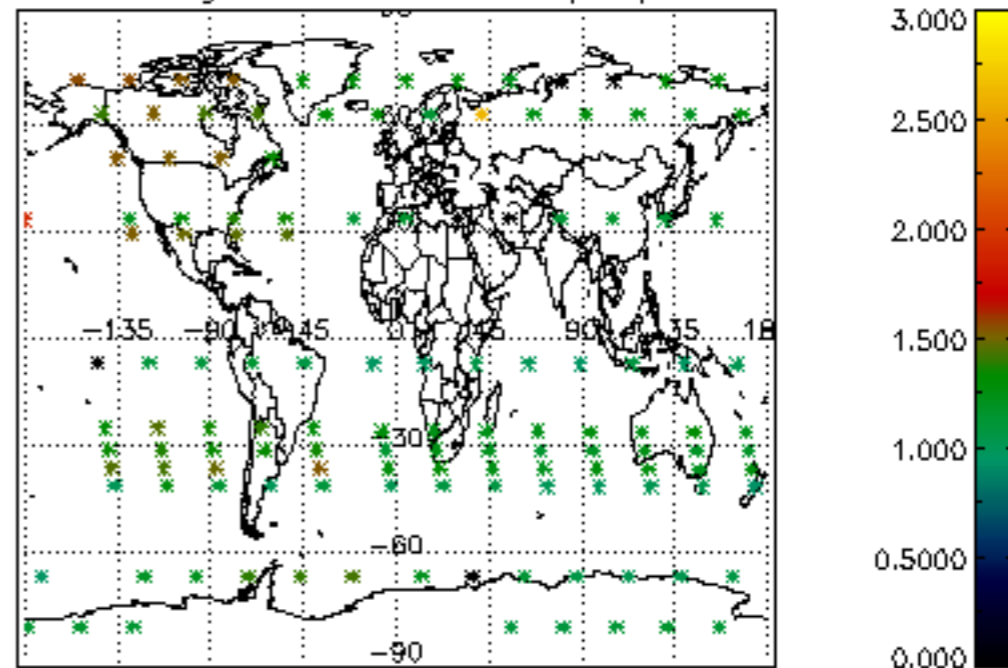




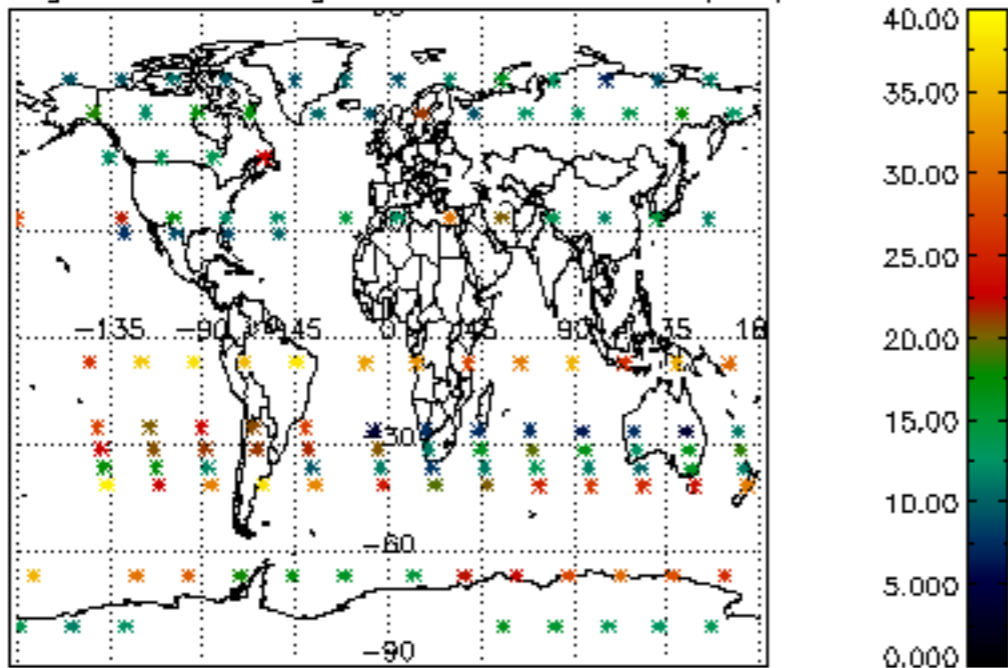
Percentage of cosmic ray hits per profile



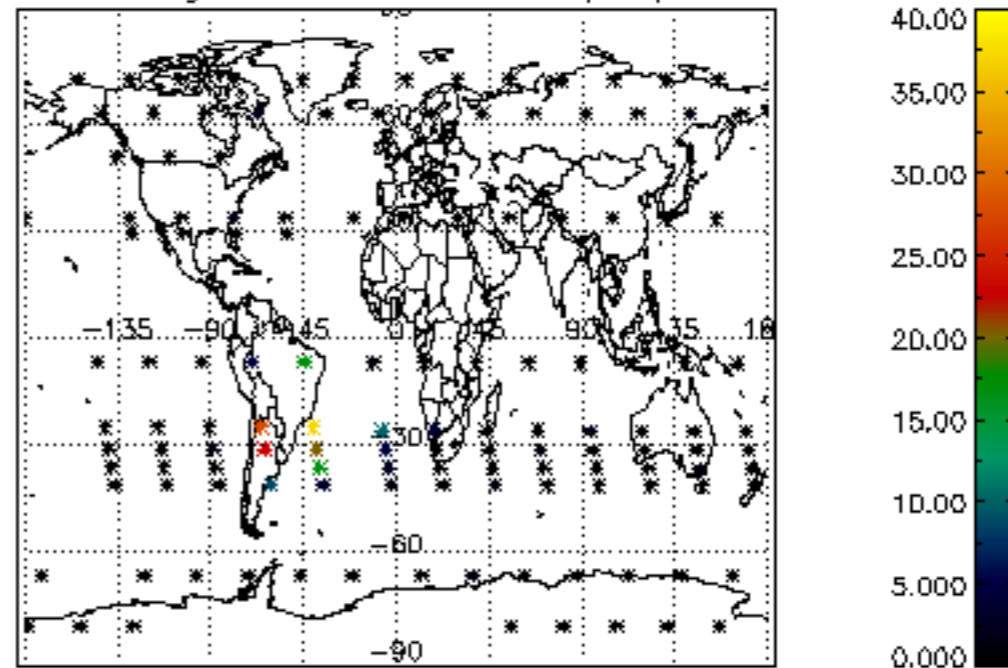
Percentage of datation errors per profile



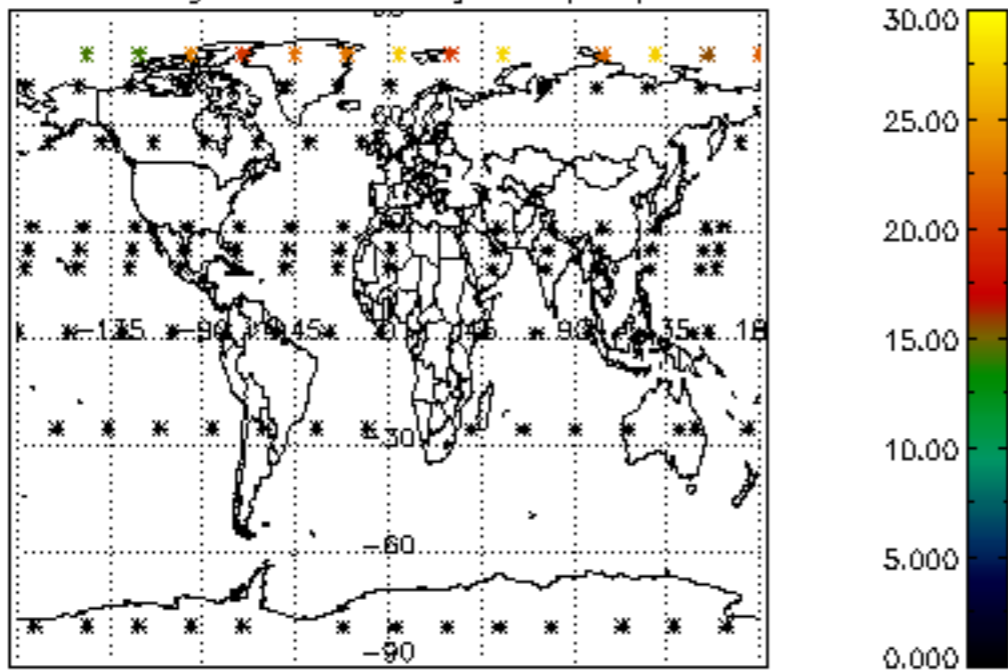
Percentage of star falling outside central band per profile



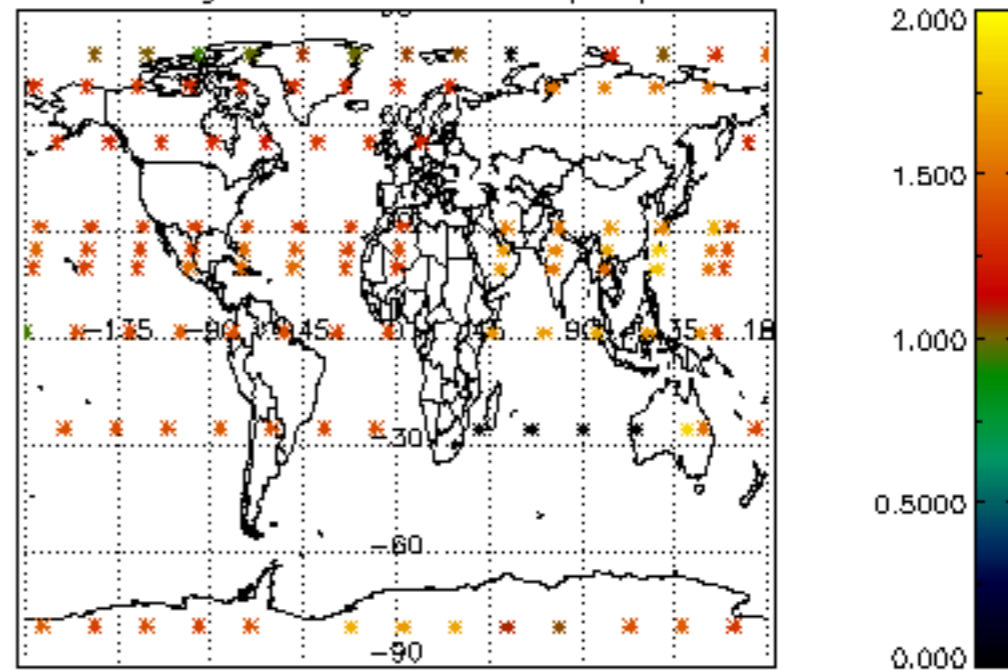
Percentage of saturation errors per profile



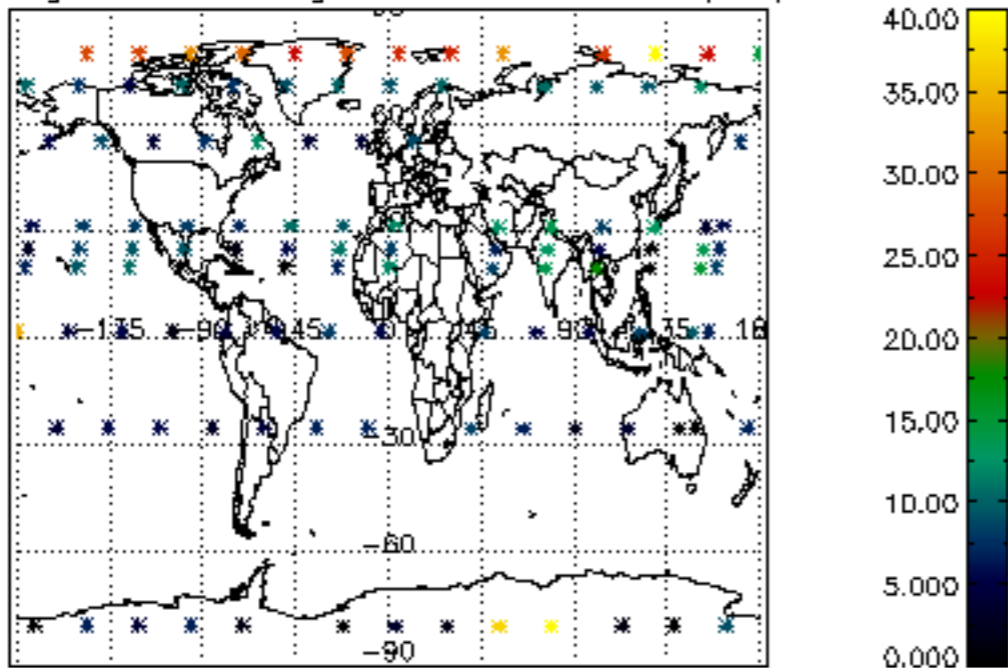
Percentage of cosmic ray hits per profile



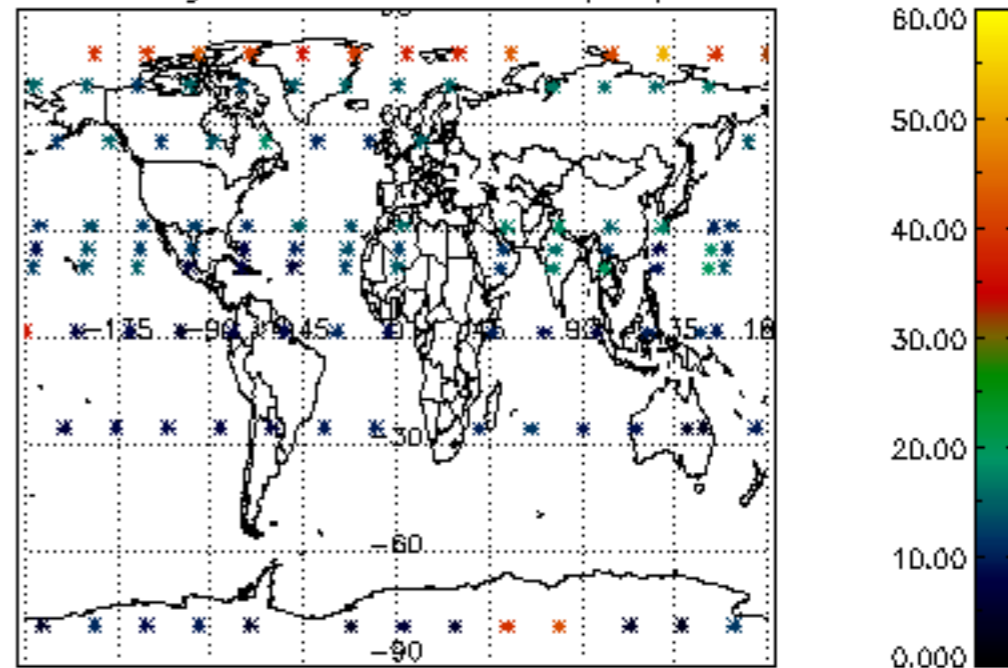
Percentage of datation errors per profile

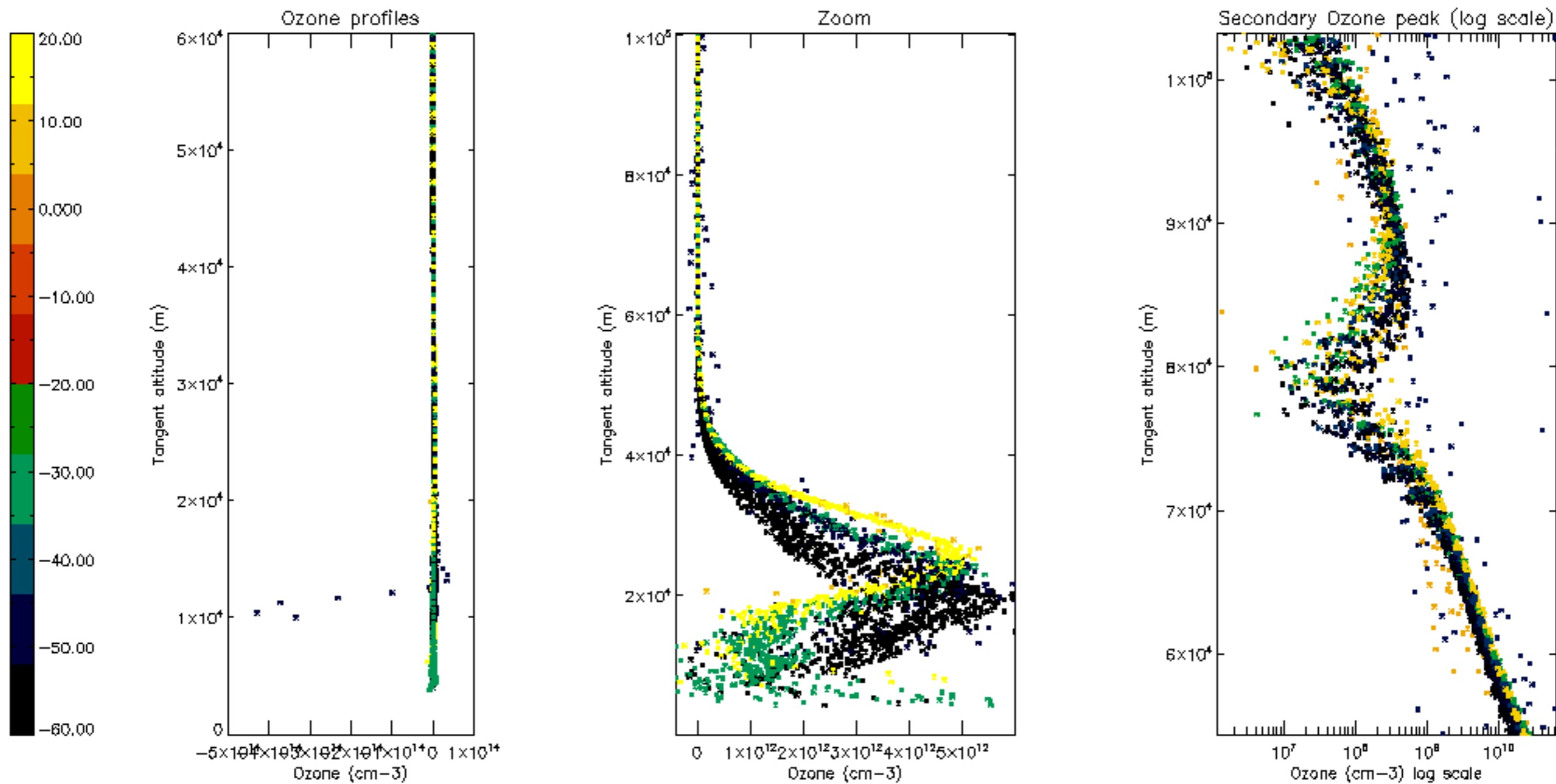


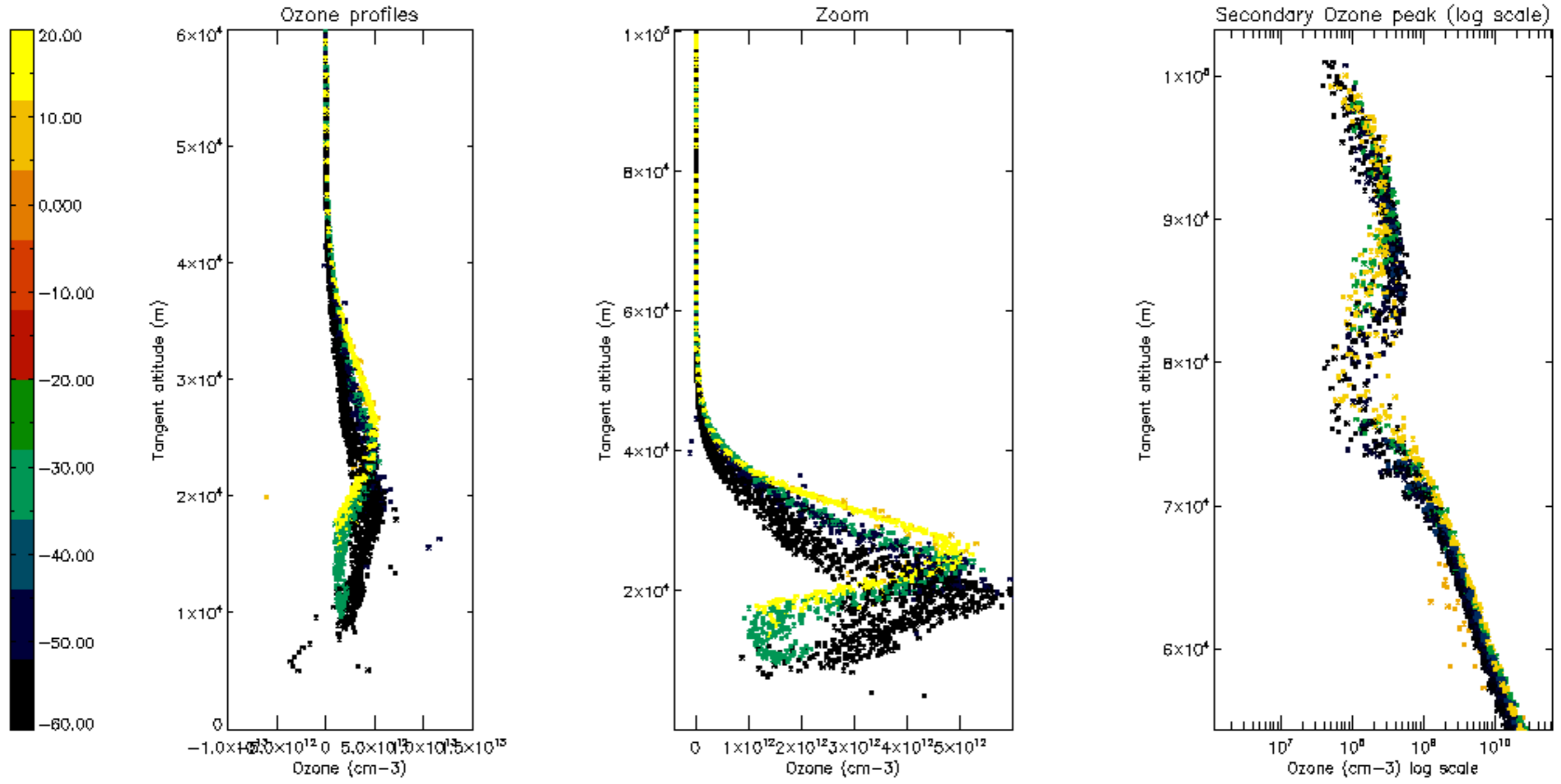
Percentage of star falling outside central band per profile

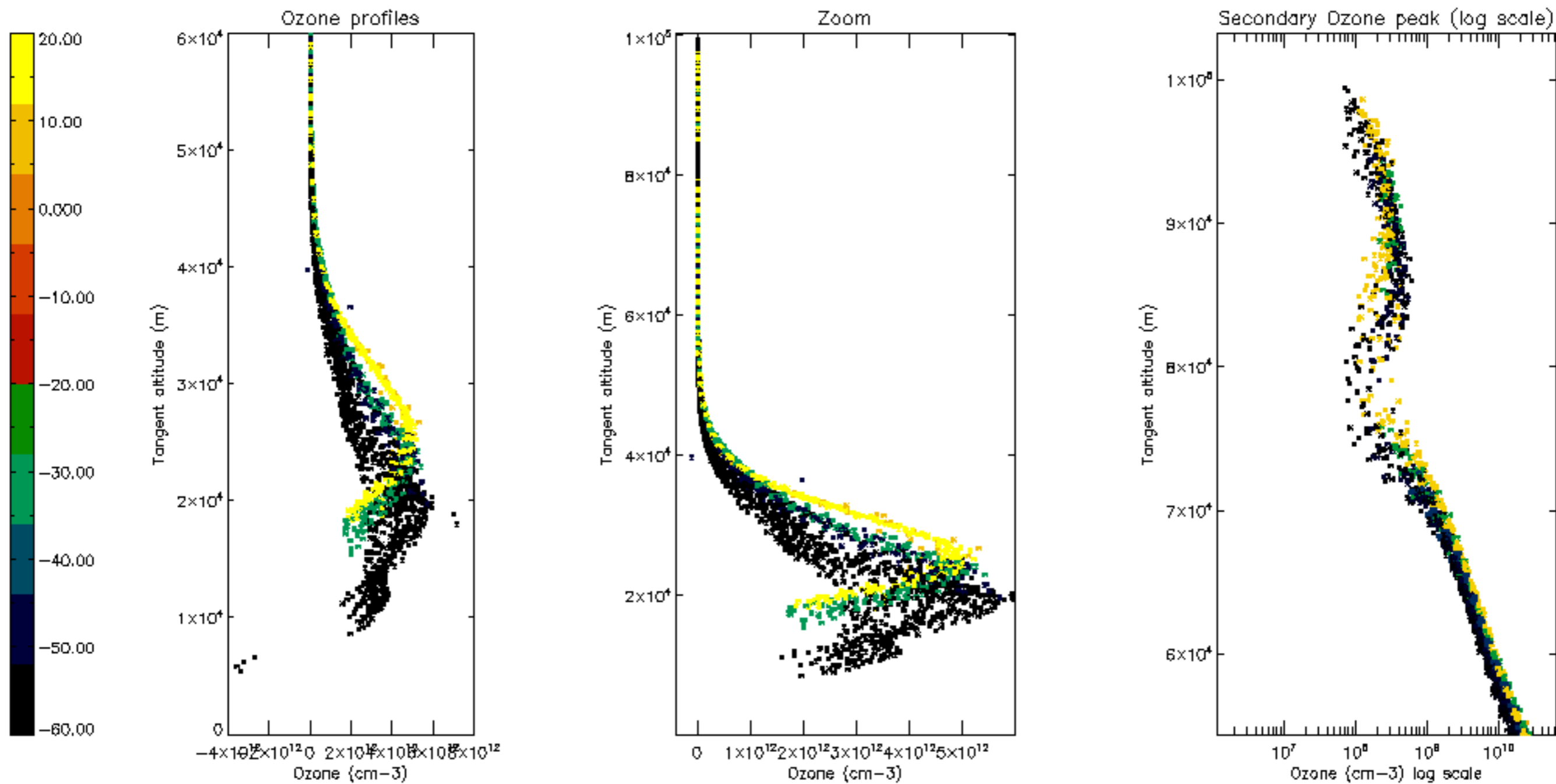


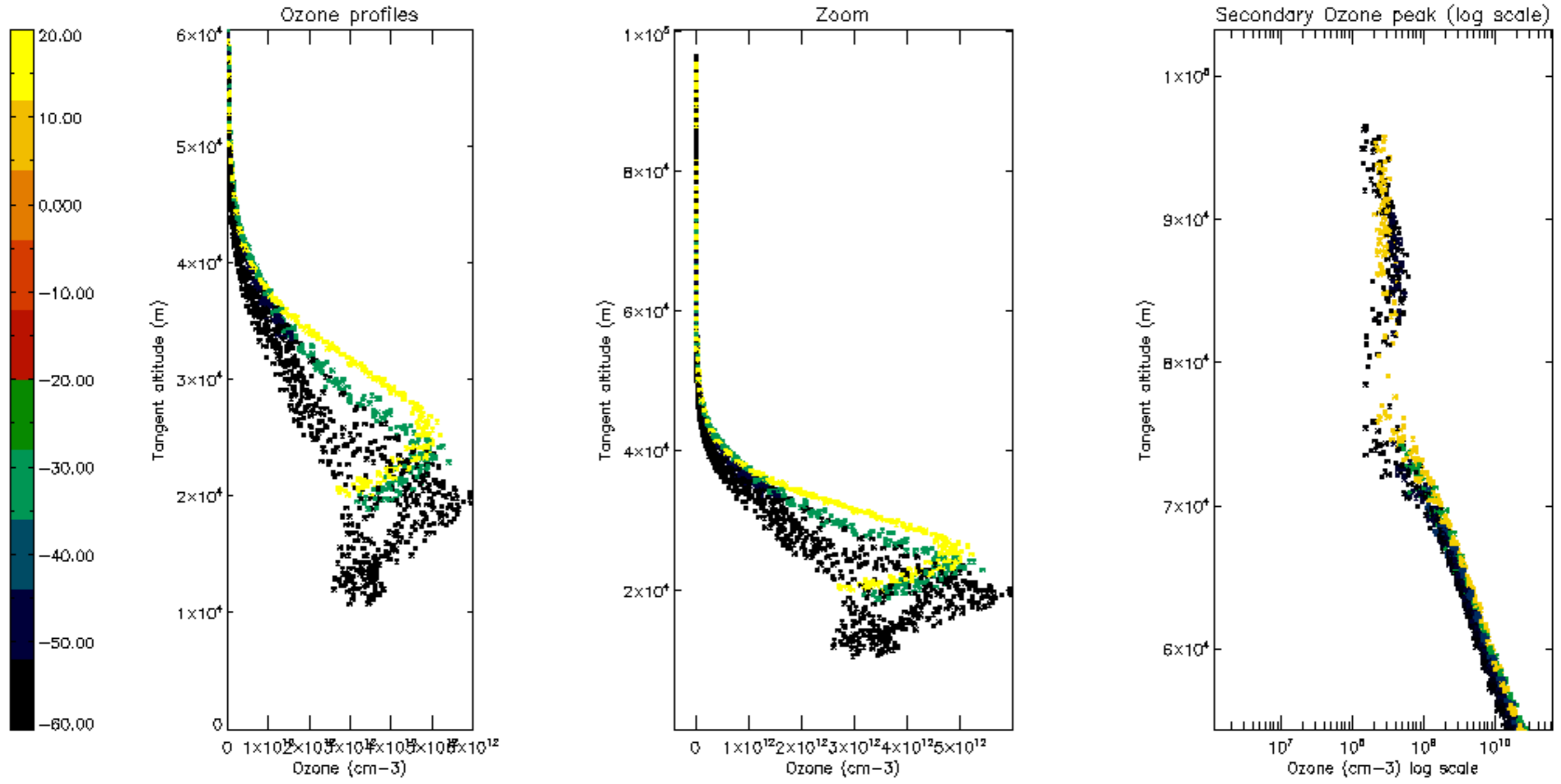
Percentage of saturation errors per profile

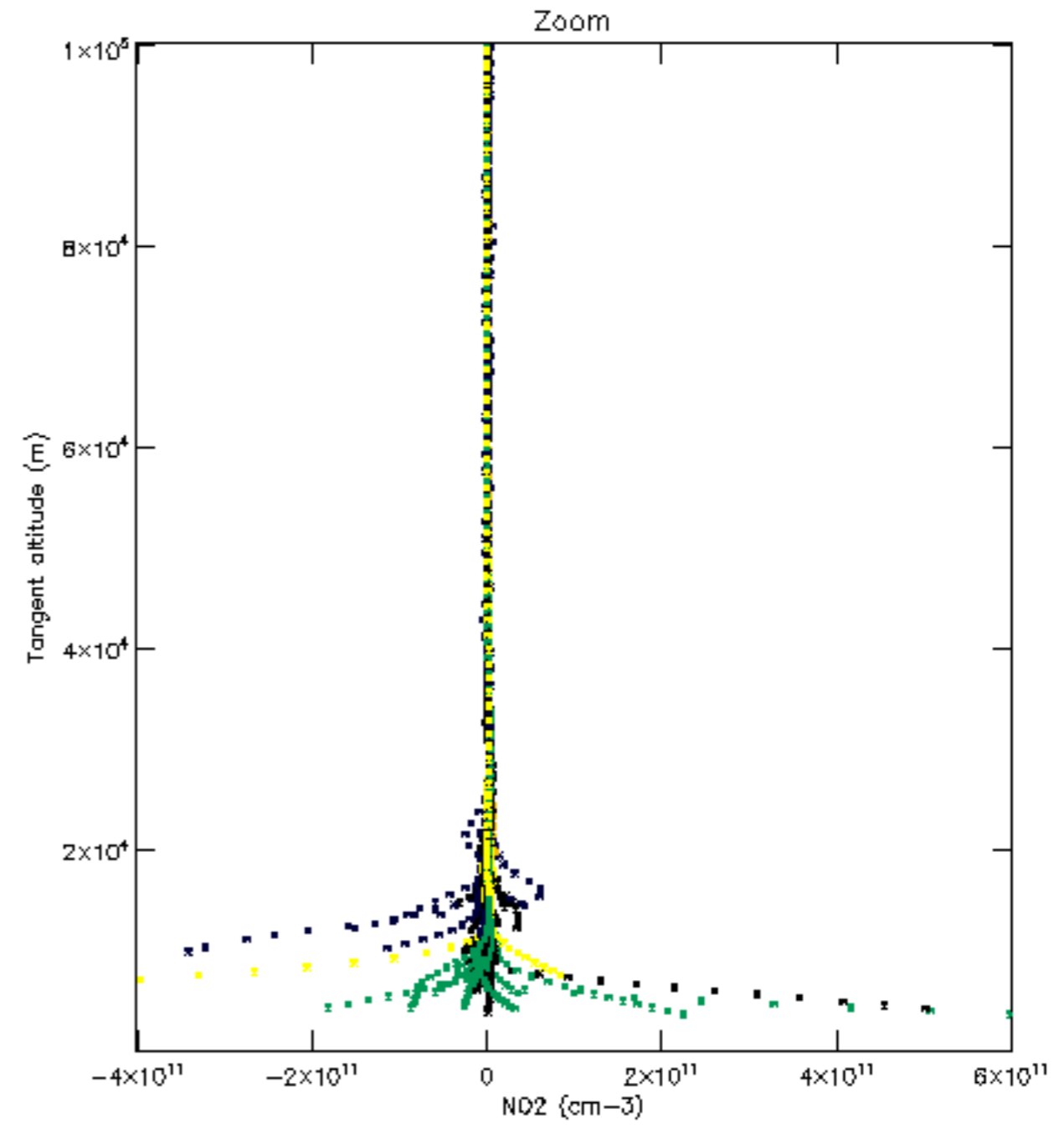
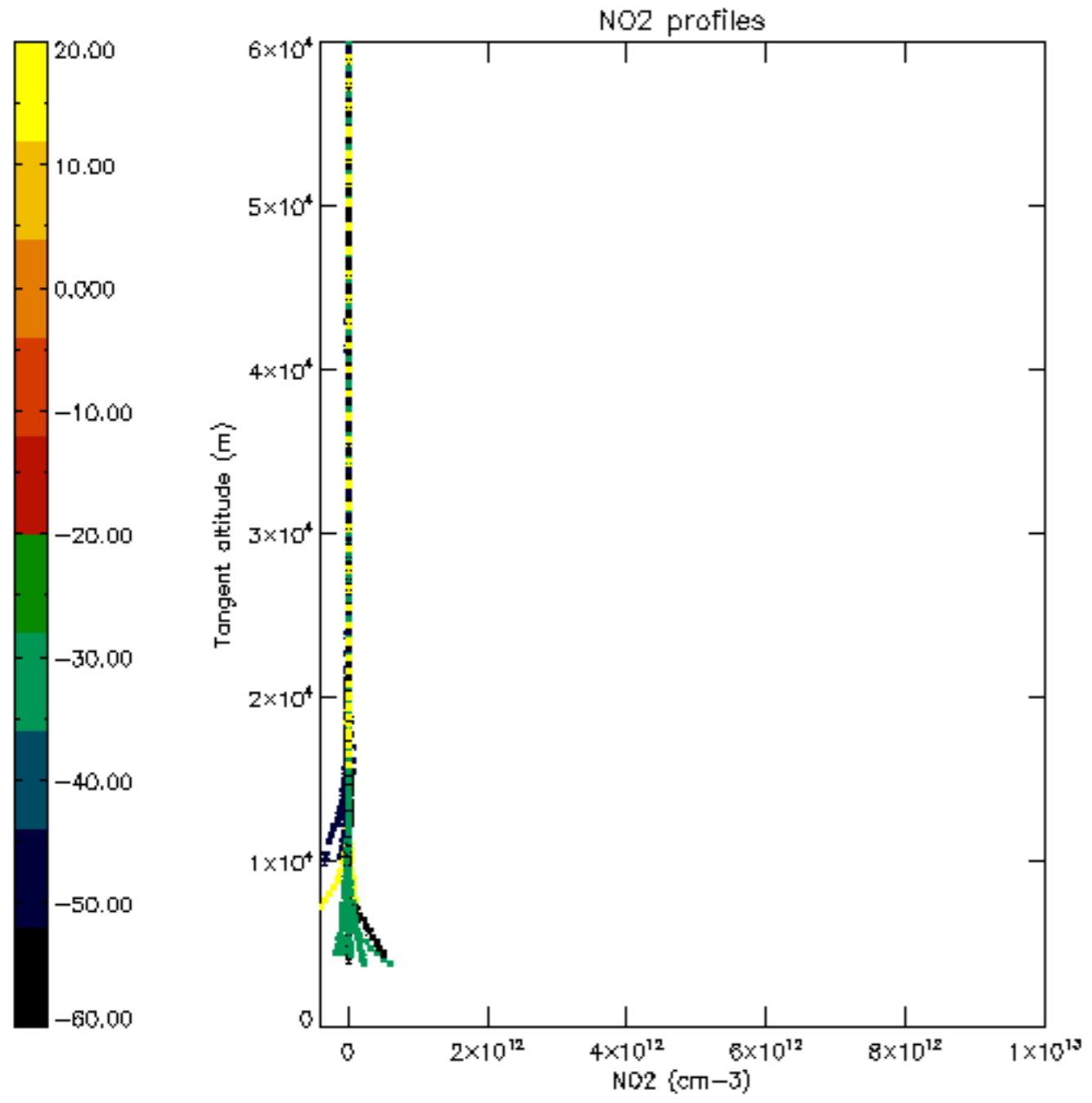


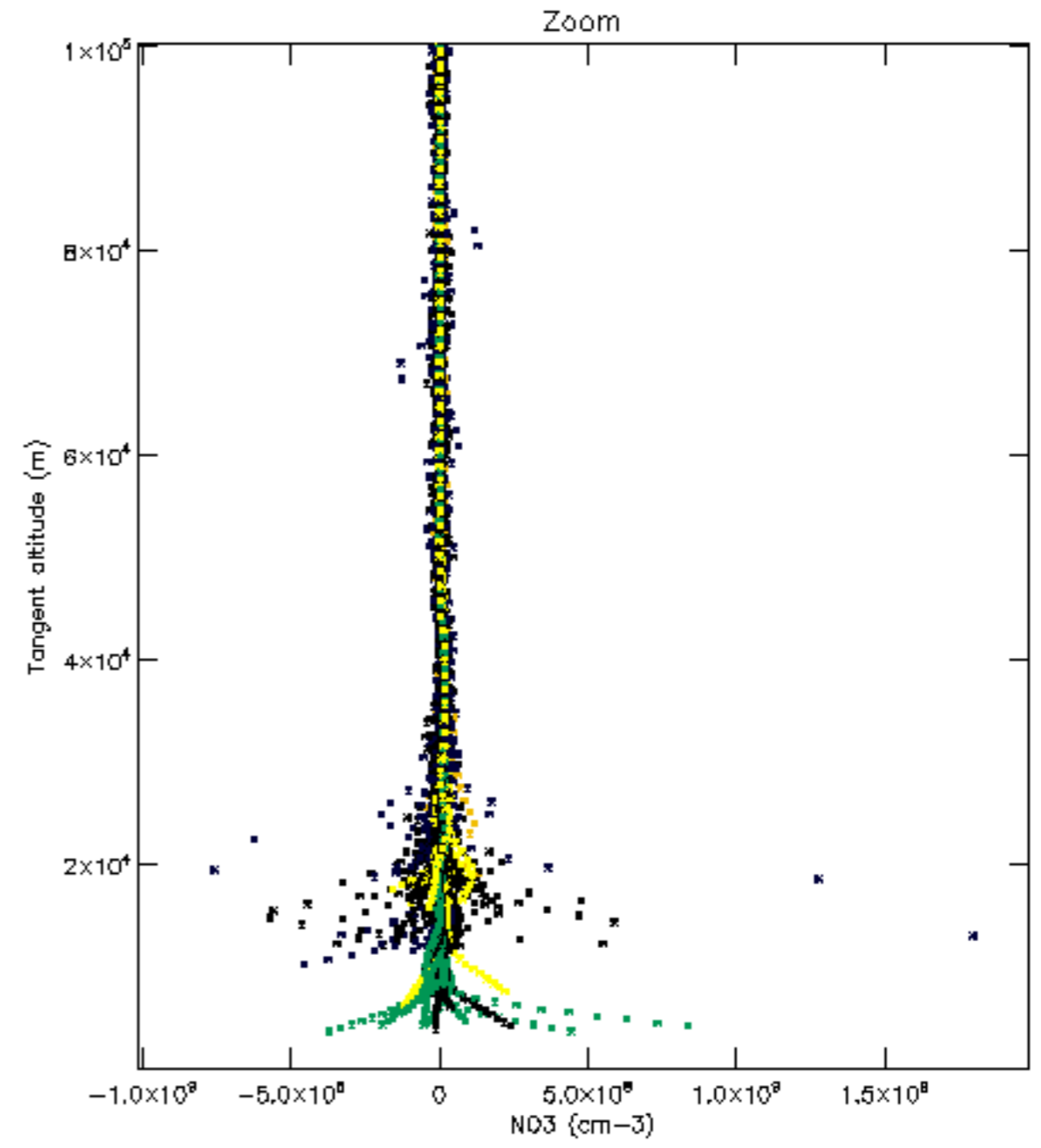
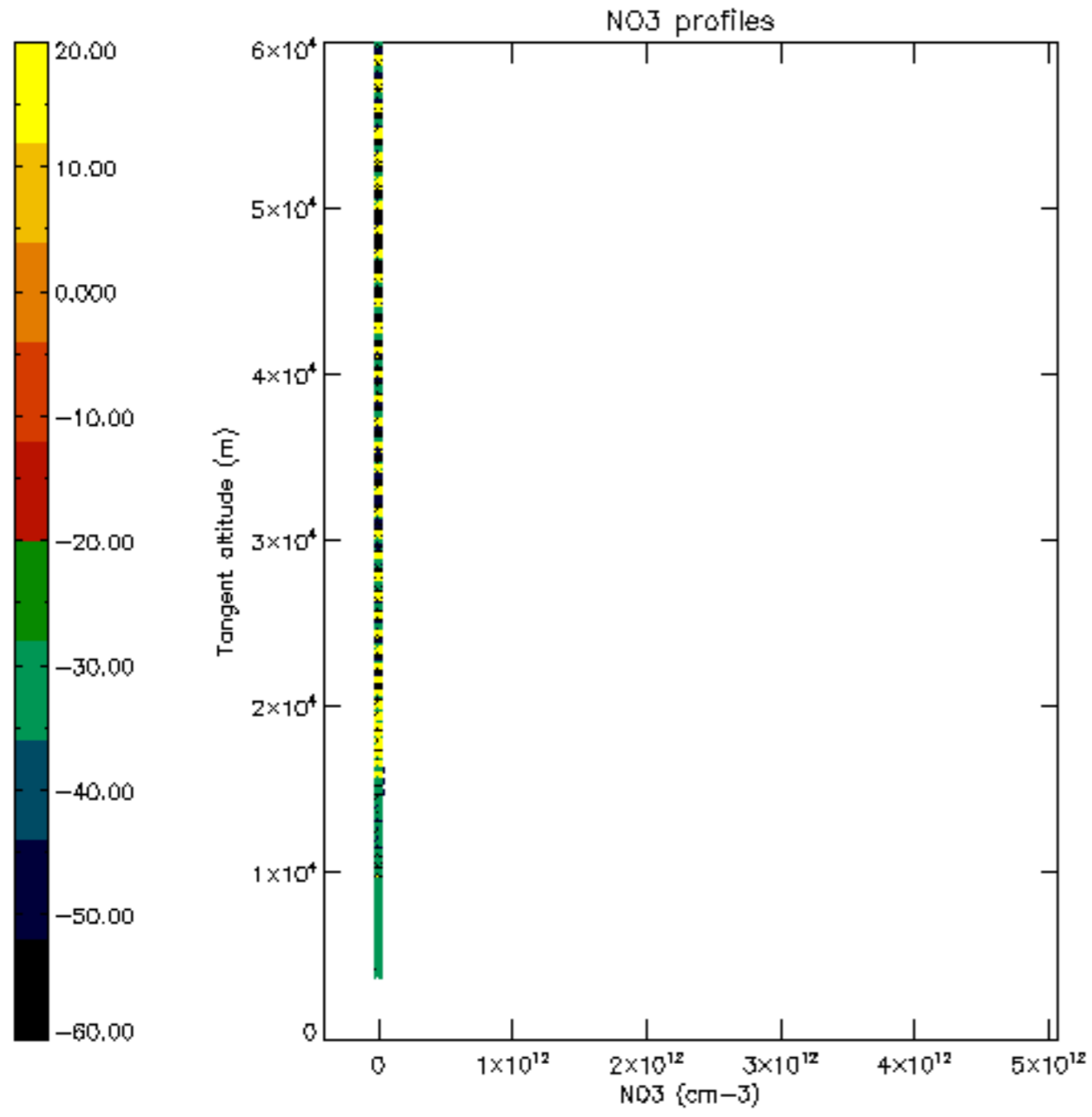


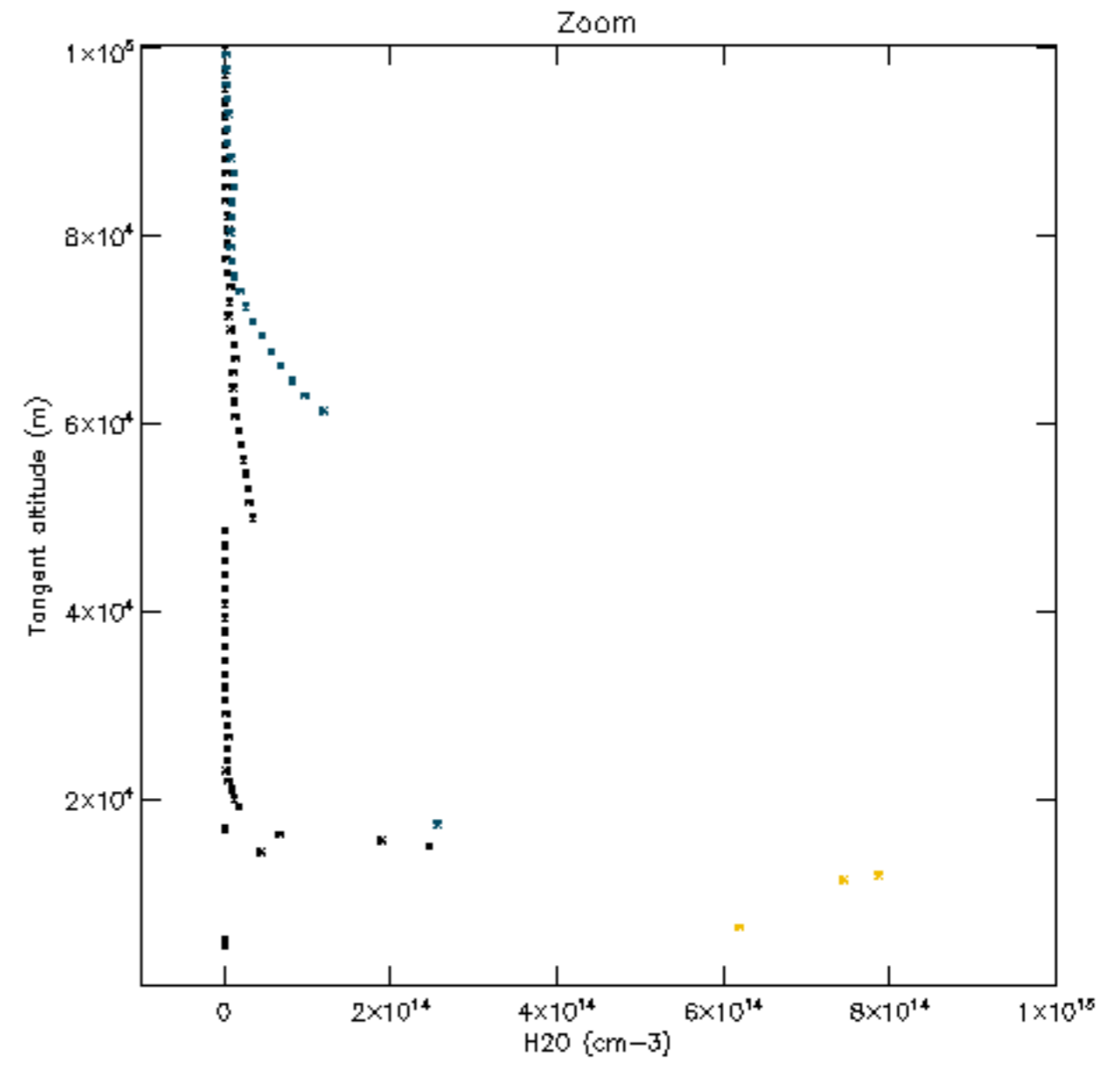
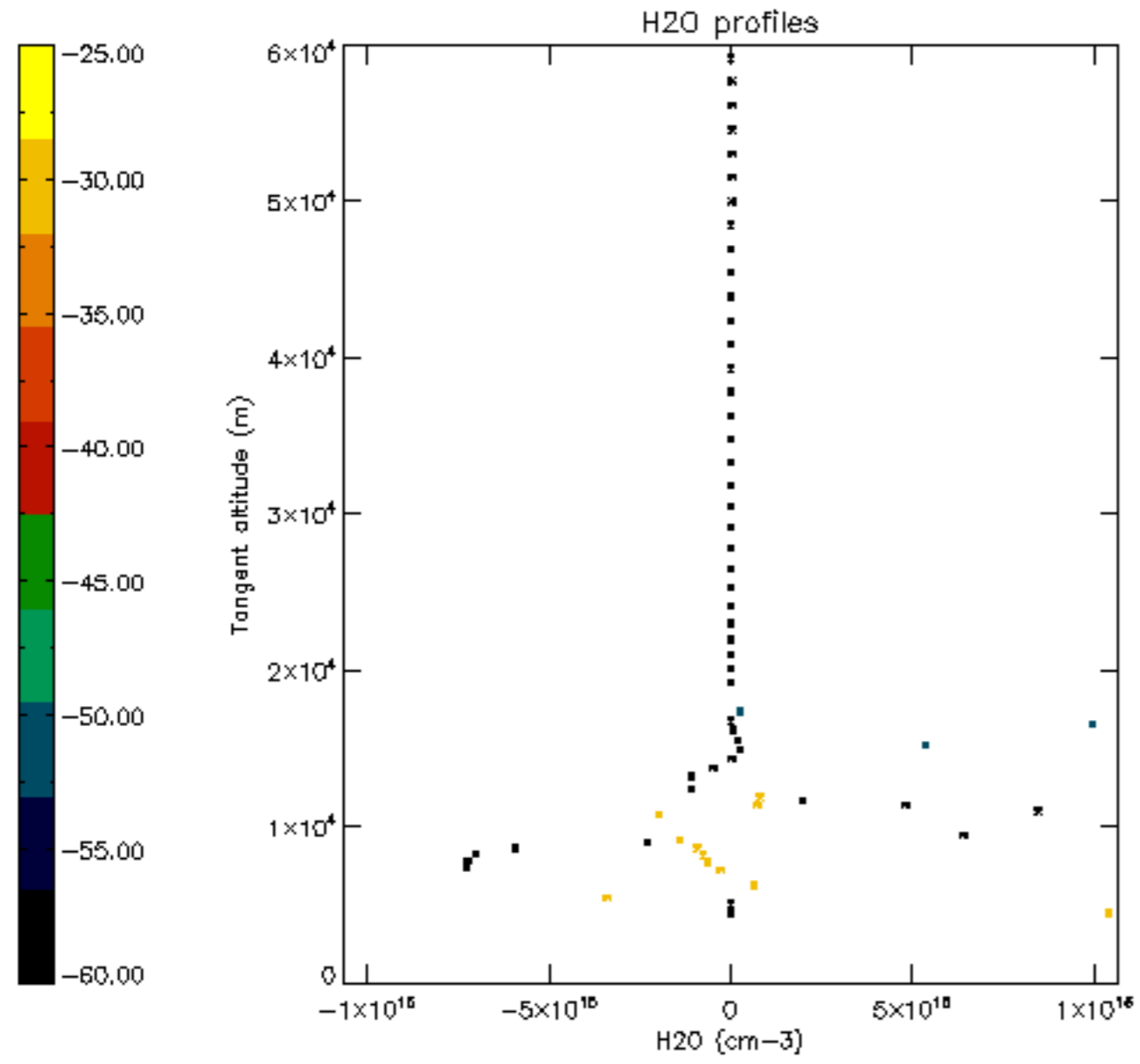


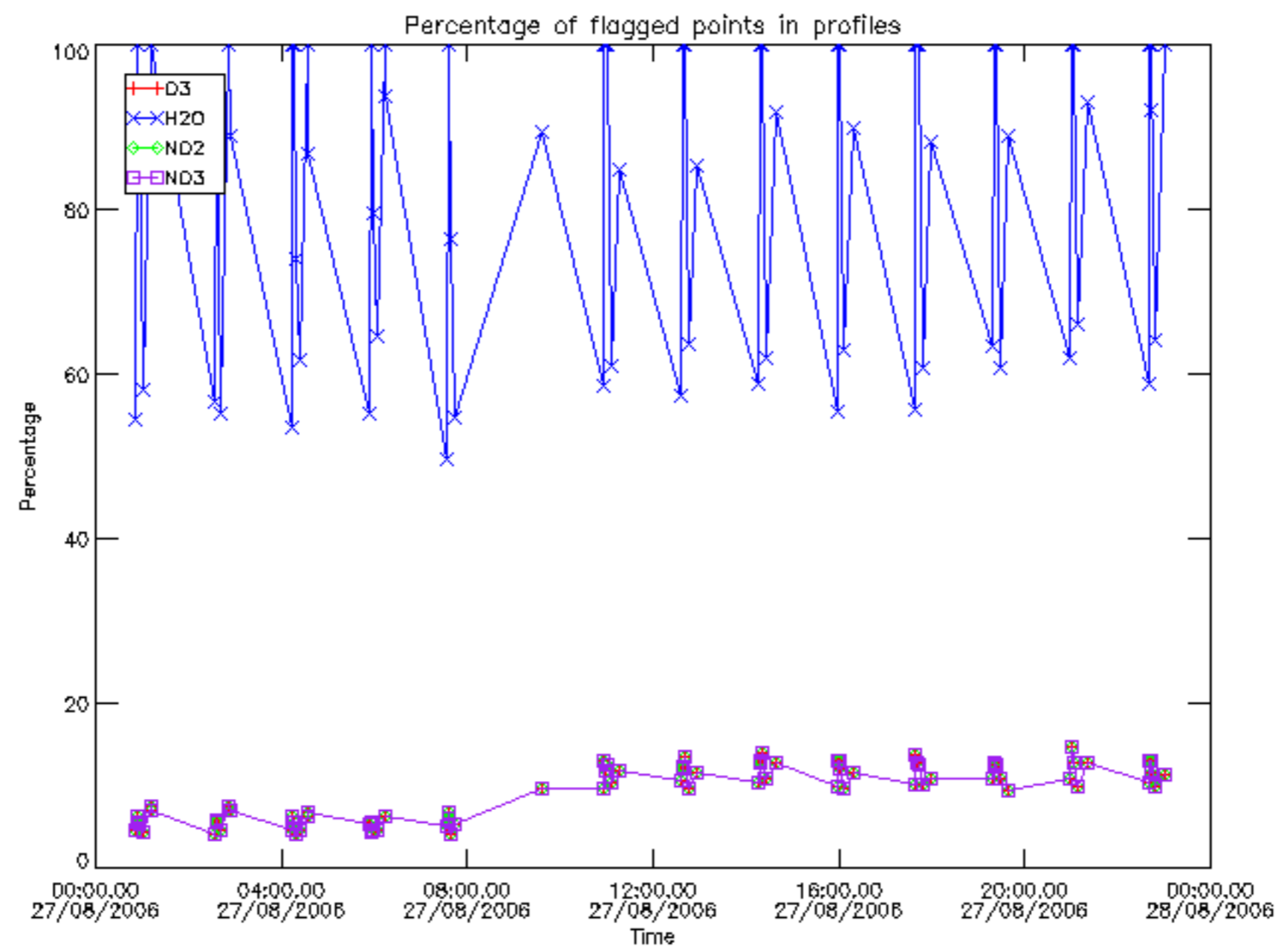




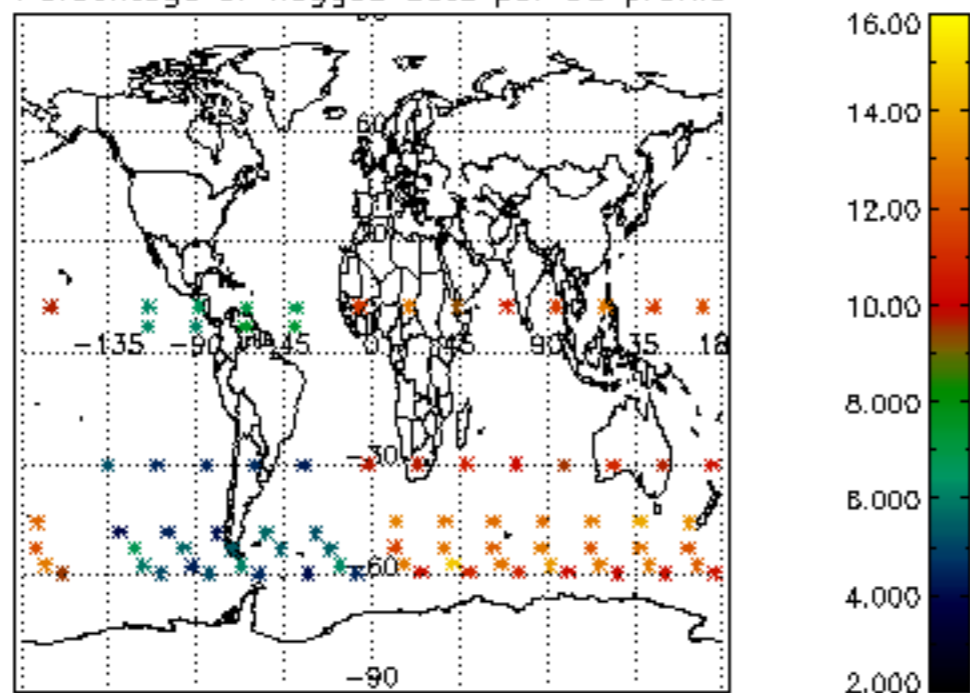




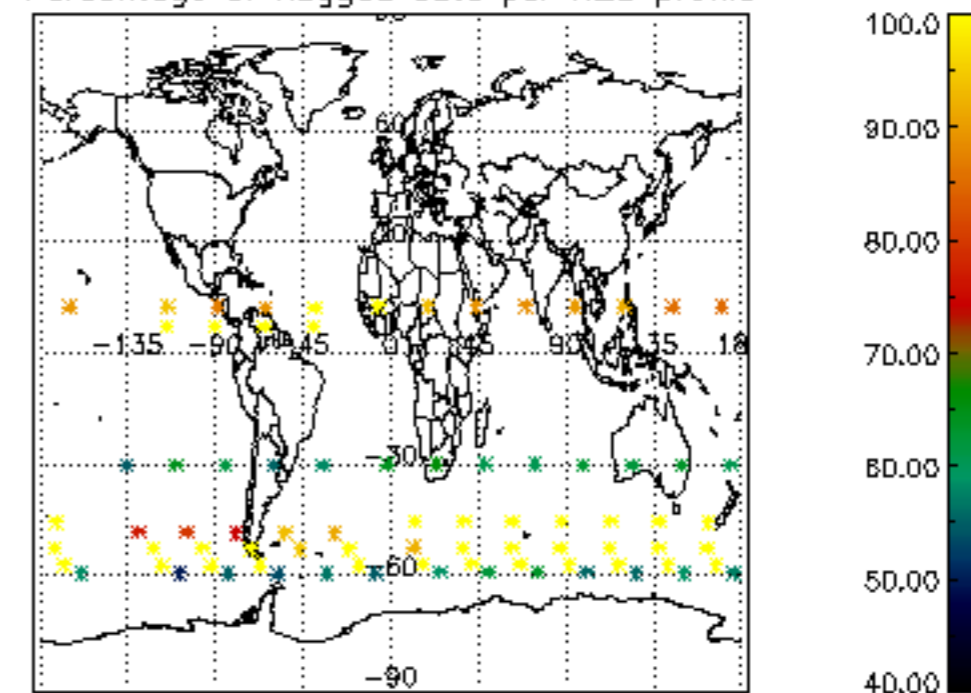




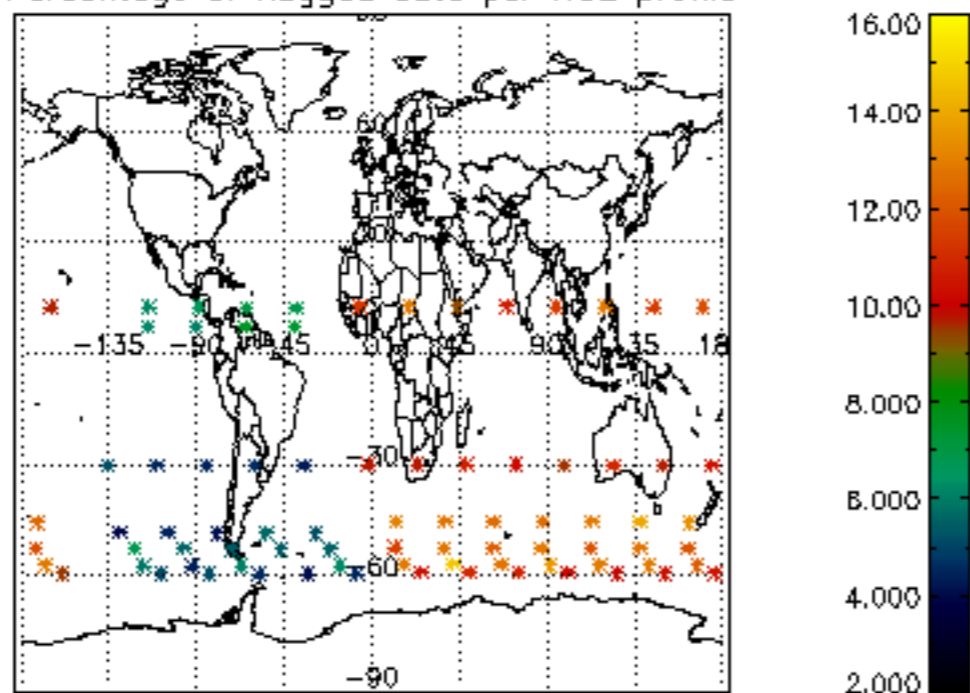
Percentage of flagged data per D3 profile



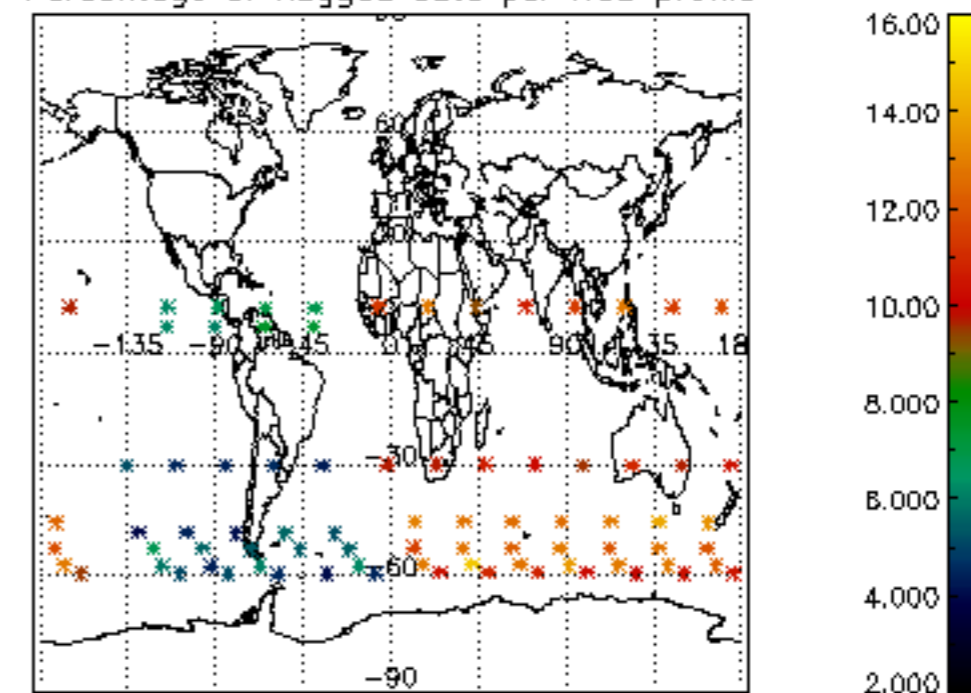
Percentage of flagged data per H2O profile

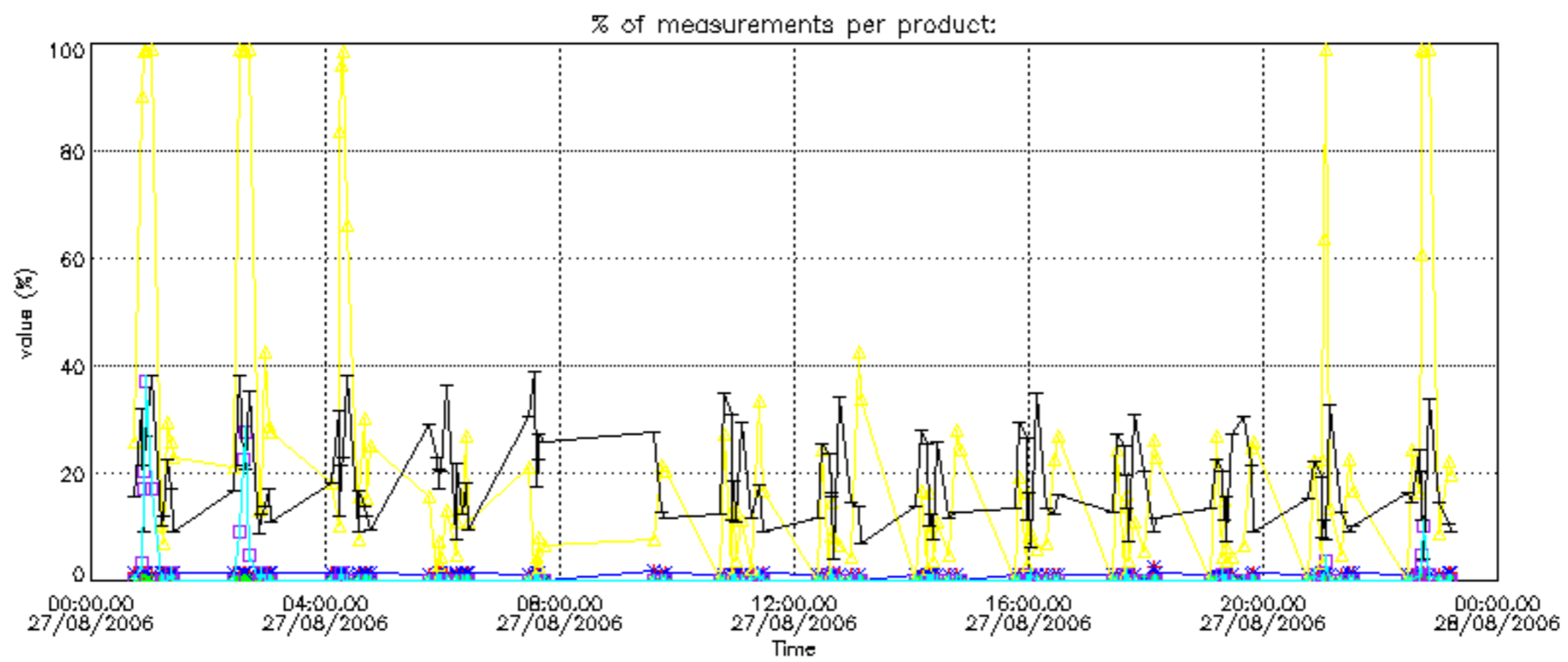
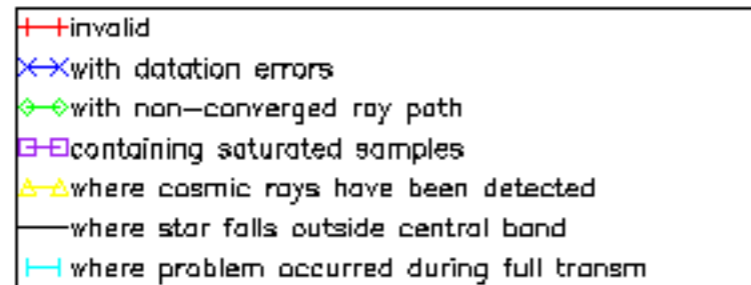


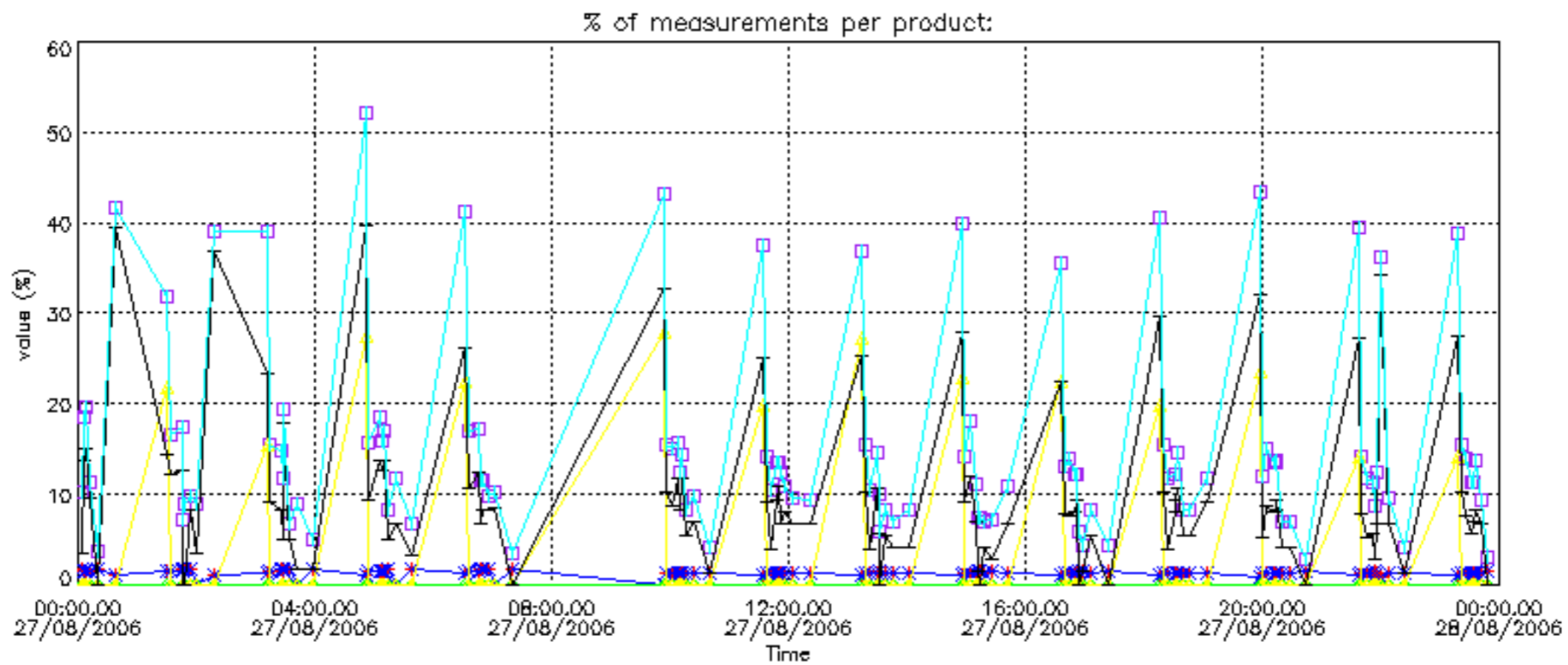
Percentage of flagged data per NO2 profile



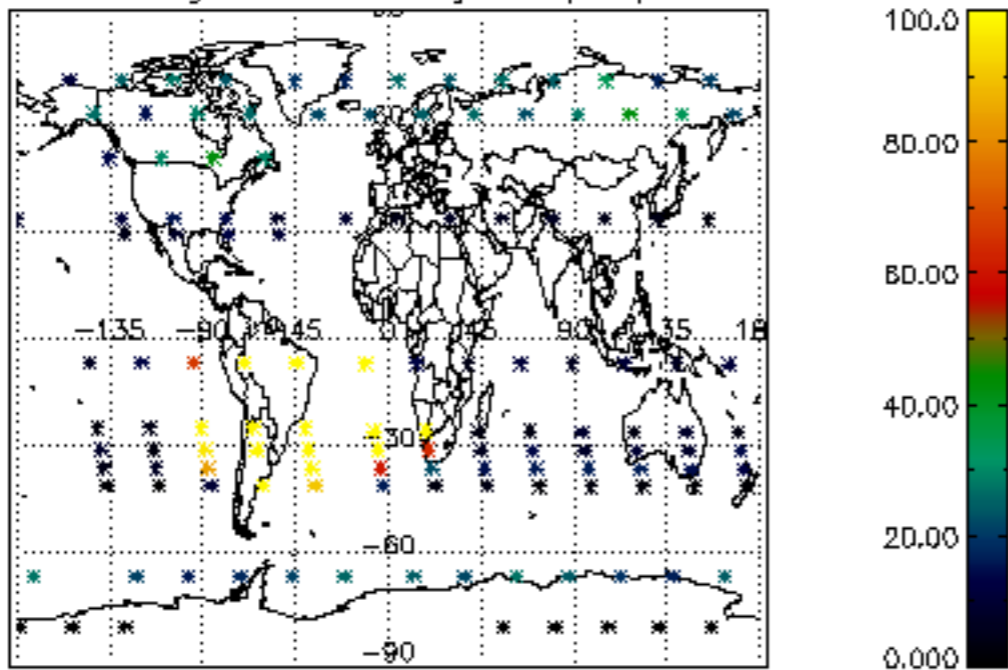
Percentage of flagged data per NO3 profile



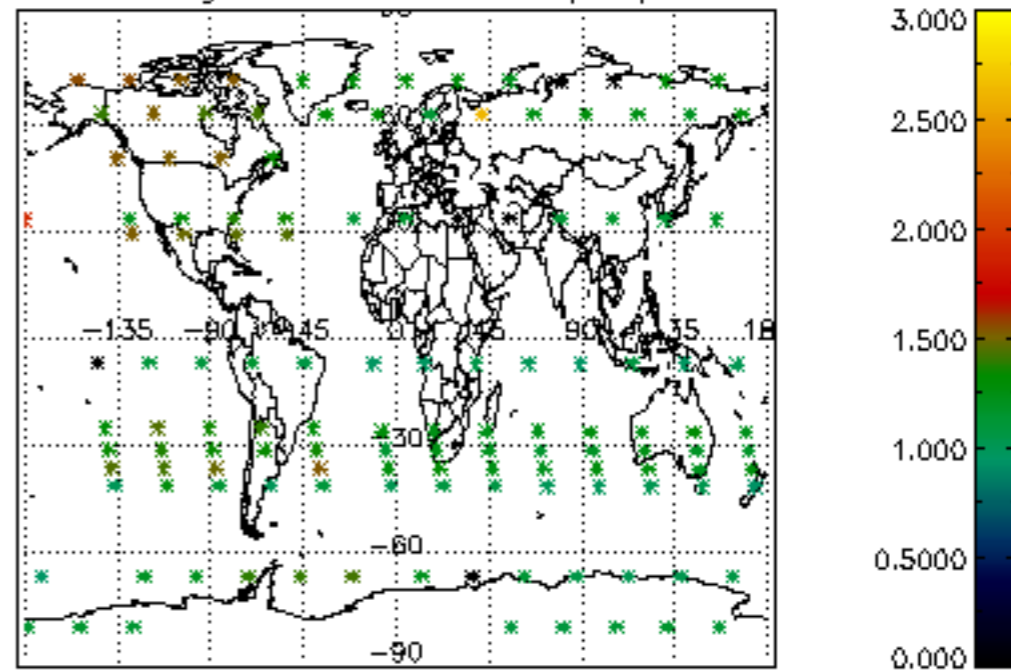




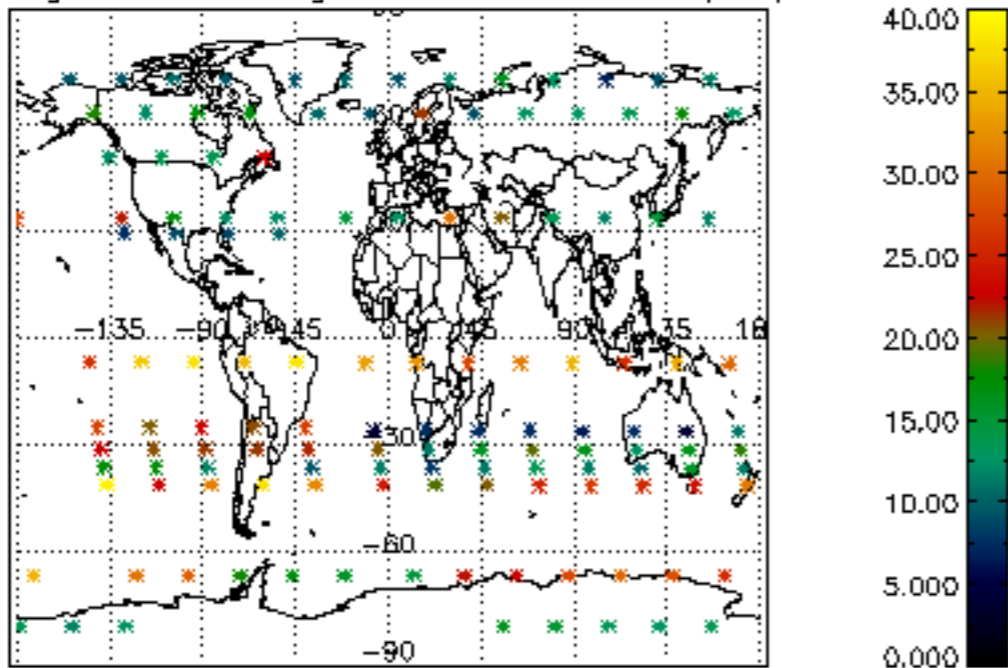
Percentage of cosmic ray hits per profile



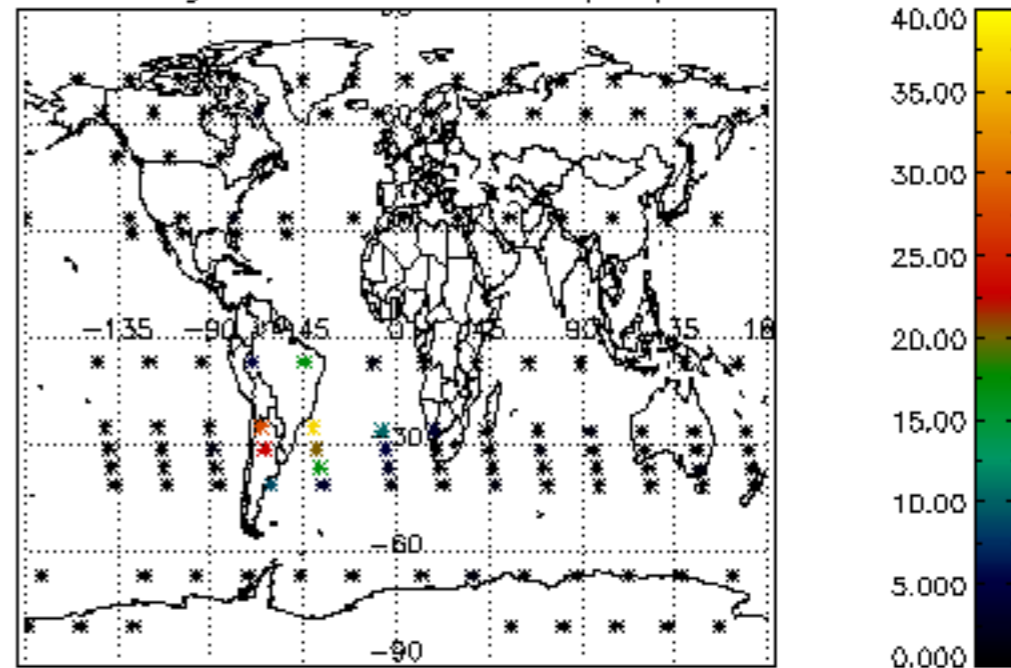
Percentage of datation errors per profile



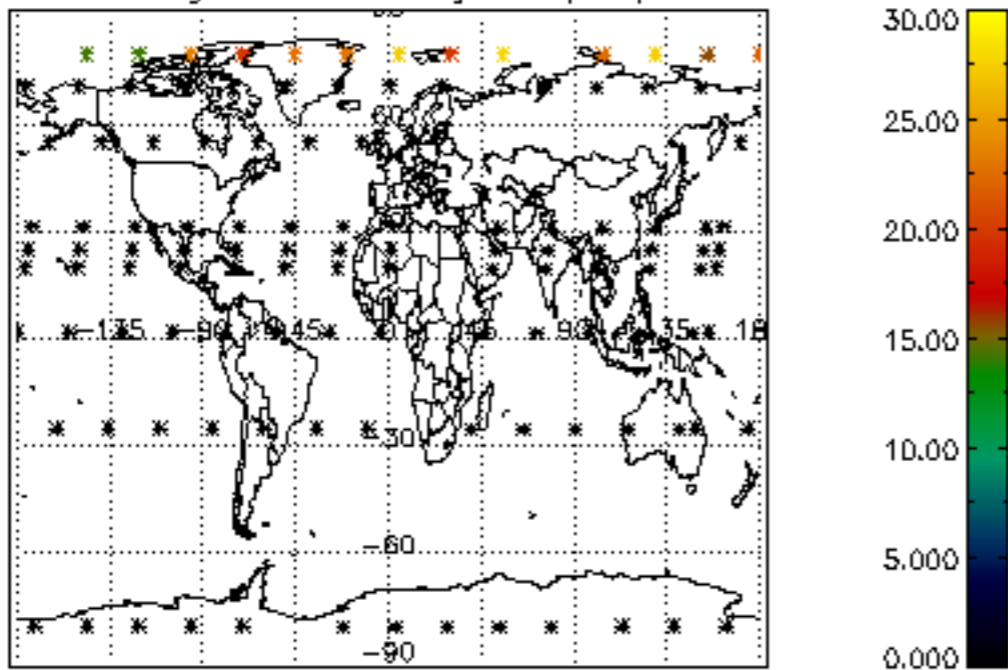
Percentage of star falling outside central band per profile



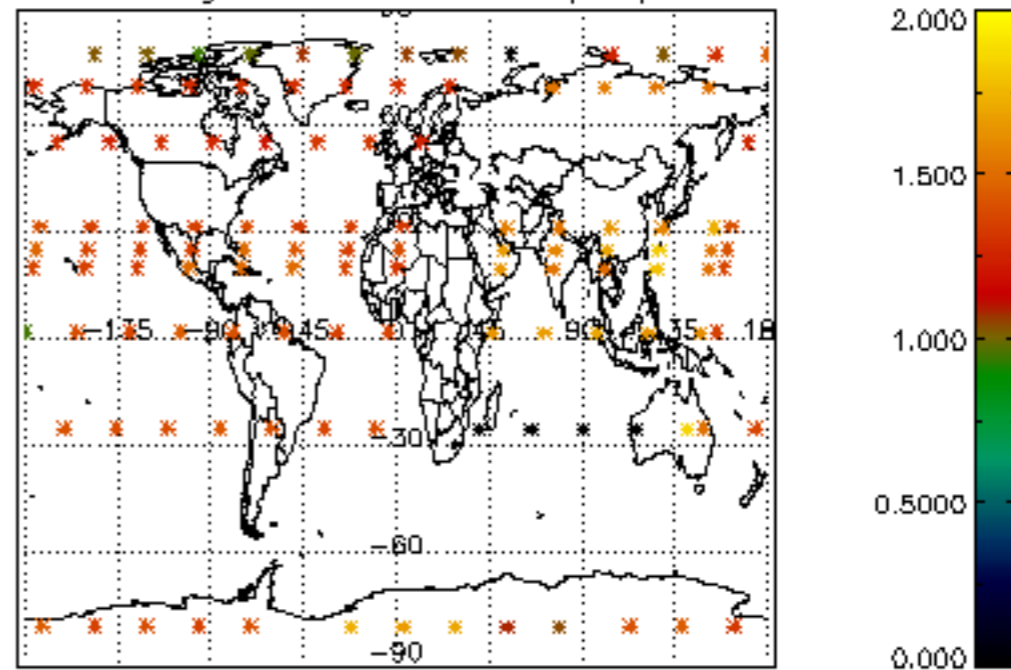
Percentage of saturation errors per profile



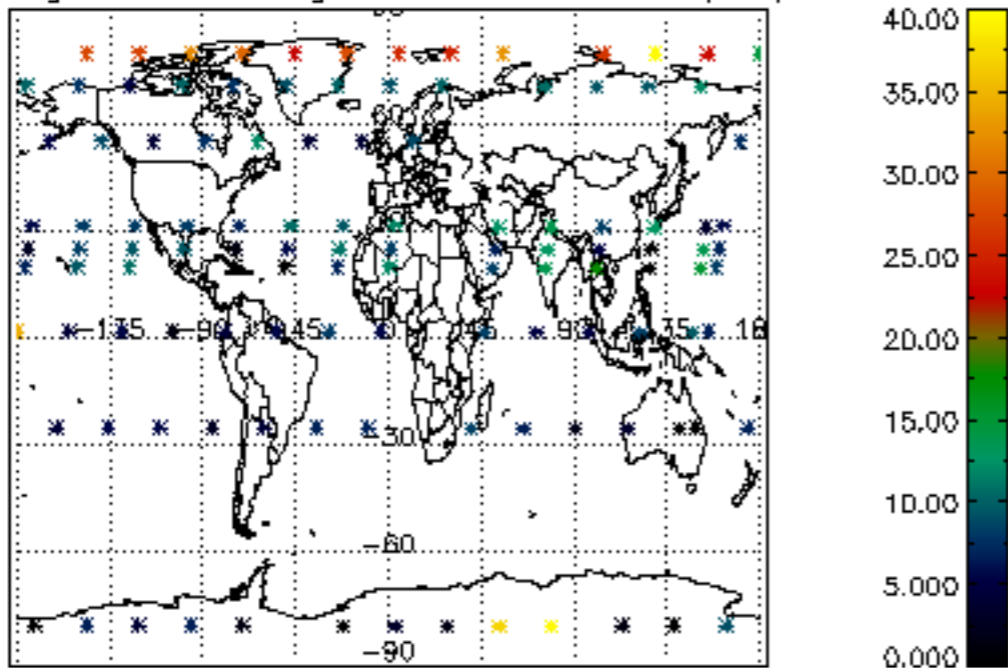
Percentage of cosmic ray hits per profile



Percentage of datation errors per profile



Percentage of star falling outside central band per profile



Percentage of saturation errors per profile

