

GOMOS Level 2 Daily Report

SUMMARY

[1. General Info](#)

[2. Summary of processed GOM_NL_2P products](#)

[3. Level 2 Quality information per product](#)

[3.1 Plot of level 2 quality information per product \(time dependant\)](#)

[3.2 Plot of level 2 quality information per product \(world map\)](#)

[4. Level 1 Quality information per product \(stored on level 2 products\)](#)

[4.1 Plot of level 1 quality information per product \(time dependant\)](#)

[4.1.1 Plot of level 1 quality information per product \(time dependant\): ASCENDING](#)

[4.1.2 Plot of level 1 quality information per product \(time dependant\): DESCENDING](#)

[4.2 Plot of level 1 quality information per product \(world map\)](#)

[4.2.1 Plot of level 1 quality information per product \(world map\): ASCENDING](#)

[4.2.2 Plot of level 1 quality information per product \(world map\): DESCENDING](#)

[5. Ozone profiles based on quality statistics and other trace gas profiles](#)

[5.1 Ozone statistics based on quality of products](#)

[5.2 Plot ozone profiles for all STD \(dark without errors\)](#)

[5.3 Plot ozone profiles where STD < 20% \(dark without errors\)](#)

[5.4. Plot ozone profiles where STD < 10% \(dark without errors\)](#)

[5.5. Plot ozone profiles where STD < 5% \(dark without errors\)](#)

[5.6 Plot NO2 profiles for all STD \(dark without errors\)](#)

[5.7 Plot NO3 profiles for all STD \(dark without errors\)](#)

[5.8 Plot H2O profiles \(only for occultations of stars 1,2,3,4,13,14,16,26,63 dark without errors\) for all STD](#)

[6. Auxiliary Data Files used for the production reported in section 2](#)

This report presents the daily analysis on parameters extracted from GOMOS level 2 data (GOM_NL__2P). It is intended to monitor some important parameters that will impact the quality of these products. A list of level 2 products (and content) that have arrived during the reporting day to the PCF is also given.

Item	Value
Time of report generation	24APR2013 03:37:36
Data source version	GOMOS/6.01
Start time of products	26-08-2006 (26AUG2006 00:00:00)
Stop time of products	27-08-2006 (27AUG2006 00:00:00)
Store outputs in DB	Yes
Nb of level 2 prods	272
Nb of prods with errors	0

2. Summary of processed GOM_NL__2P products.

Nr	Filename	UTC Start time	Limb	Duration	Star Id	Star Name	Star Mag	Star Temp	Nb Meas	Orbit	Prod. error
1	GOM_NL__2PRFIN20060826_000240_000000342050_00360_23460_1416.N1	26-AUG-2006 00:02:40	Dark	33.500	143	Alp Hyi	2.8570	7200.0	67	23460	No
2	GOM_NL__2PRFIN20060826_000351_000000372050_00360_23460_1417.N1	26-AUG-2006 00:03:51	Dark	36.500	9	Alp Eri	0.45300	24000.	73	23460	No
3	GOM_NL__2PRFIN20060826_000845_000000322050_00360_23460_1418.N1	26-AUG-2006 00:08:45	Straylight	32.000	148	Alp Tuc	2.8780	4100.0	64	23460	No
4	GOM_NL__2PRFIN20060826_001223_000000412050_00360_23460_1419.N1	26-AUG-2006 00:12:23	Straylight	41.000	31	Alp Gru	1.7340	15200.	82	23460	No
5	GOM_NL__2PRFIN20060826_001516_000000342050_00360_23460_1420.N1	26-AUG-2006 00:15:16	Straylight	34.000	172	Gam Gru	3.0030	13100.	68	23460	No
6	GOM_NL__2PRFIN20060826_002131_000000412050_00360_23460_1421.N1	26-AUG-2006 00:21:31	Bright	40.500	142	49Del Cap	2.8500	8900.0	81	23460	No
7	GOM_NL__2PRFIN20060826_002444_000000332050_00360_23460_1422.N1	26-AUG-2006 00:24:44	Bright	33.000	154	22Bet Aqr	2.8990	5700.0	66	23460	No
8	GOM_NL__2PRFIN20060826_003609_000000322050_00360_23460_1423.N1	26-AUG-2006 00:36:09	Bright	31.500	92	53Eps Cyg	2.5000	4500.0	63	23460	No
9	GOM_NL__2PRFIN20060826_003755_000000312050_00360_23460_1424.N1	26-AUG-2006 00:37:55	Bright	31.000	66	37Gam Cyg	2.2080	5900.0	62	23460	No
10	GOM_NL__2PRFIN20060826_003921_000000322050_00360_23460_1425.N1	26-AUG-2006 00:39:21	Bright	32.000	19	50Alp Cyg	1.2460	10500.	64	23460	No
11	GOM_NL__2PRFIN20060826_004430_000000292050_00360_23460_1426.N1	26-AUG-2006 00:44:30	Bright	28.500	89	5Alp Cep	2.4510	8000.0	57	23460	No
12	GOM_NL__2PRFIN20060826_005158_000000302050_00360_23460_1427.N1	26-AUG-2006 00:51:58	Bright	30.000	49	1Alp UMi	1.9900	6300.0	60	23460	No
13	GOM_NL__2PRFIN20060826_010842_000000472050_00360_23460_1428.N1	26-AUG-2006 01:08:42	Bright	47.000	24	66Alp Gem	1.5800	10200.	94	23460	No
14	GOM_NL__2PRFIN20060826_011532_000000332050_00360_23460_1429.N1	26-AUG-2006 01:15:32	Twilight	32.500	153	3Bet CMi	2.8940	13100.	65	23460	No
15	GOM_NL__2PRFIN20060826_012328_000000432050_00360_23460_1430.N1	26-AUG-2006 01:23:28	Dark	43.000	1	9Alp CMa	-1.4400	11000.	86	23460	No
16	GOM_NL__2PRFIN20060826_012453_000000342050_00360_23460_1431.N1	26-AUG-2006 01:24:53	Dark	34.000	179	24Omi2CMa	3.0320	24000.	68	23460	No
17	GOM_NL__2PRFIN20060826_012622_000000372050_00360_23460_1432.N1	26-AUG-2006 01:26:22	Dark	37.000	23	21Eps CMa	1.5020	26000.	74	23460	No
18	GOM_NL__2PRFIN20060826_012807_000000382050_00360_23460_1433.N1	26-AUG-2006 01:28:07	Dark	38.000	117	Pi Pup	2.7060	3800.0	76	23460	No
19	GOM_NL__2PRFIN20060826_013310_000000452050_00360_23460_1434.N1	26-AUG-2006 01:33:10	Dark	45.000	2	Alp Car	-0.73600	7000.0	90	23460	No
20	GOM_NL__2PRFIN20060826_014317_000000352050_00361_23461_1417.N1	26-AUG-2006 01:43:17	Dark	34.500	143	Alp Hyi	2.8570	7200.0	69	23461	No
21	GOM_NL__2PRFIN20060826_014428_000000482050_00361_23461_1418.N1	26-AUG-2006 01:44:28	Dark	47.500	9	Alp Eri	0.45300	24000.	95	23461	No
22	GOM_NL__2PRFIN20060826_014921_000000362050_00361_23461_1419.N1	26-AUG-2006 01:49:21	Straylight	36.000	148	Alp Tuc	2.8780	4100.0	72	23461	No
23	GOM_NL__2PRFIN20060826_015259_000000342050_00361_23461_1420.N1	26-AUG-2006 01:52:59	Straylight	33.500	31	Alp Gru	1.7340	15200.	67	23461	No
24	GOM_NL__2PRFIN20060826_015552_000000342050_00361_23461_1421.N1	26-AUG-2006 01:55:52	Straylight	33.500	172	Gam Gru	3.0030	13100.	67	23461	No
25	GOM_NL__2PRFIN20060826_020207_000000402050_00361_23461_1422.N1	26-AUG-2006 02:02:07	Bright	40.000	142	49Del Cap	2.8500	8900.0	80	23461	No
26	GOM_NL__2PRFIN20060826_020520_000000342050_00361_23461_1423.N1	26-AUG-2006 02:05:20	Bright	33.500	154	22Bet Aqr	2.8990	5700.0	67	23461	No
27	GOM_NL__2PRFIN20060826_021645_000000312050_00361_23461_1424.N1	26-AUG-2006 02:16:45	Bright	30.500	92	53Eps Cyg	2.5000	4500.0	61	23461	No
28	GOM_NL__2PRFIN20060826_021831_000000312050_00361_23461_1425.N1	26-AUG-2006 02:18:31	Bright	31.000	66	37Gam Cyg	2.2080	5900.0	62	23461	No
29	GOM_NL__2PRFIN20060826_021957_000000312050_00361_23461_1426.N1	26-AUG-2006 02:19:57	Bright	31.000	19	50Alp Cyg	1.2460	10500.	62	23461	No
30	GOM_NL__2PRFIN20060826_022505_000000292050_00361_23461_1427.N1	26-AUG-2006 02:25:05	Bright	28.500	89	5Alp Cep	2.4510	8000.0	57	23461	No
31	GOM_NL__2PRFIN20060826_023234_000000292050_00361_23461_1428.N1	26-AUG-2006 02:32:34	Bright	29.000	49	1Alp UMi	1.9900	6300.0	58	23461	No
32	GOM_NL__2PRFIN20060826_024918_000000422050_00361_23461_1429.N1	26-AUG-2006 02:49:18	Bright	42.000	24	66Alp Gem	1.5800	10200.	84	23461	No
33	GOM_NL__2PRFIN20060826_025608_000000342050_00361_23461_1430.N1	26-AUG-2006 02:56:08	Twilight	34.000	153	3Bet CMi	2.8940	13100.	68	23461	No
34	GOM_NL__2PRFIN20060826_030405_000000502050_00361_23461_1431.N1	26-AUG-2006 03:04:05	Dark	50.000	1	9Alp CMa	-1.4400	11000.	100	23461	No
35	GOM_NL__2PRFIN20060826_030658_000000342050_00361_23461_1432.N1	26-AUG-2006 03:06:58	Dark	34.000	23	21Eps CMa	1.5020	26000.	68	23461	No
36	GOM_NL__2PRFIN20060826_030843_000000372050_00361_23461_1433.N1	26-AUG-2006 03:08:43	Dark	36.500	117	Pi Pup	2.7060	3800.0	73	23461	No
37	GOM_NL__2PRFIN20060826_031347_000000402050_00361_23461_1434.N1	26-AUG-2006 03:13:47	Dark	39.500	2	Alp Car	-0.73600	7000.0	79	23461	No
38	GOM_NL__2PRFIN20060826_032353_000000352050_00362_23462_1419.N1	26-AUG-2006 03:23:53	Dark	34.500	143	Alp Hyi	2.8570	7200.0	69	23462	No
39	GOM_NL__2PRFIN20060826_032505_000000362050_00362_23462_1420.N1	26-AUG-2006 03:25:05	Dark	36.000	9	Alp Eri	0.45300	24000.	72	23462	No
40	GOM_NL__2PRFIN20060826_032958_000000362050_00362_23462_1421.N1	26-AUG-2006 03:29:58	Straylight	35.500	148	Alp Tuc	2.8780	4100.0	71	23462	No
41	GOM_NL__2PRFIN20060826_033336_000000332050_00362_23462_1422.N1	26-AUG-2006 03:33:36	Straylight	33.000	31	Alp Gru	1.7340	15200.	66	23462	No
42	GOM_NL__2PRFIN20060826_033628_000000332050_00362_23462_1423.N1	26-AUG-2006 03:36:28	Straylight	33.000	172	Gam Gru	3.0030	13100.	66	23462	No

43	GOM_NL__2PRFIN20060826_034243_000000362050_00362_23462_1424.N1	26-AUG-2006 03:42:43	Bright	36.000	142	49Del Cap	2.8500	8900.0	72	23462	No
44	GOM_NL__2PRFIN20060826_034556_000000332050_00362_23462_1425.N1	26-AUG-2006 03:45:56	Bright	33.000	154	22Bet Aqr	2.8990	5700.0	66	23462	No
45	GOM_NL__2PRFIN20060826_035721_000000312050_00362_23462_1426.N1	26-AUG-2006 03:57:21	Bright	30.500	92	53Eps Cyg	2.5000	4500.0	61	23462	No
46	GOM_NL__2PRFIN20060826_035907_000000302050_00362_23462_1427.N1	26-AUG-2006 03:59:07	Bright	29.500	66	37Gam Cyg	2.2080	5900.0	59	23462	No
47	GOM_NL__2PRFIN20060826_040033_000000302050_00362_23462_1428.N1	26-AUG-2006 04:00:33	Bright	30.000	19	50Alp Cyg	1.2460	10500.	60	23462	No
48	GOM_NL__2PRFIN20060826_040541_000000282050_00362_23462_1429.N1	26-AUG-2006 04:05:41	Bright	27.500	89	5Alp Cep	2.4510	8000.0	55	23462	No
49	GOM_NL__2PRFIN20060826_041310_000000292050_00362_23462_1430.N1	26-AUG-2006 04:13:10	Bright	29.000	49	1Alp UMi	1.9900	6300.0	58	23462	No
50	GOM_NL__2PRFIN20060826_042954_000000292050_00362_23462_1431.N1	26-AUG-2006 04:29:54	Bright	28.500	24	66Alp Gem	1.5800	10200.	57	23462	No
51	GOM_NL__2PRFIN20060826_043645_000000342050_00362_23462_1432.N1	26-AUG-2006 04:36:45	Twilight	34.000	153	3Bet CMi	2.8940	13100.	68	23462	No
52	GOM_NL__2PRFIN20060826_044441_000000432050_00362_23462_1433.N1	26-AUG-2006 04:44:41	Dark	43.000	1	9Alp CMa	-1.4400	11000.	86	23462	No
53	GOM_NL__2PRFIN20060826_044606_000000332050_00362_23462_1434.N1	26-AUG-2006 04:46:06	Dark	33.000	179	24Omi2CMa	3.0320	24000.	66	23462	No
54	GOM_NL__2PRFIN20060826_044734_000000392050_00362_23462_1435.N1	26-AUG-2006 04:47:34	Dark	38.500	23	21Eps CMa	1.5020	26000.	77	23462	No
55	GOM_NL__2PRFIN20060826_044919_000000342050_00362_23462_1436.N1	26-AUG-2006 04:49:19	Dark	34.000	117	Pi Pup	2.7060	3800.0	68	23462	No
56	GOM_NL__2PRFIN20060826_045423_000000462050_00362_23462_1437.N1	26-AUG-2006 04:54:23	Dark	45.500	2	Alp Car	-0.73600	7000.0	91	23462	No
57	GOM_NL__2PRFIN20060826_050430_000000342050_00363_23463_1420.N1	26-AUG-2006 05:04:30	Dark	34.000	143	Alp Hyi	2.8570	7200.0	68	23463	No
58	GOM_NL__2PRFIN20060826_050541_000000372050_00363_23463_1421.N1	26-AUG-2006 05:05:41	Dark	37.000	9	Alp Eri	0.45300	24000.	74	23463	No
59	GOM_NL__2PRFIN20060826_051034_000000352050_00363_23463_1422.N1	26-AUG-2006 05:10:34	Straylight	35.000	148	Alp Tuc	2.8780	4100.0	70	23463	No
60	GOM_NL__2PRFIN20060826_051412_000000362050_00363_23463_1423.N1	26-AUG-2006 05:14:12	Straylight	35.500	31	Alp Gru	1.7340	15200.	71	23463	No
61	GOM_NL__2PRFIN20060826_051704_000000332050_00363_23463_1424.N1	26-AUG-2006 05:17:04	Straylight	33.000	172	Gam Gru	3.0030	13100.	66	23463	No
62	GOM_NL__2PRFIN20060826_052319_000000412050_00363_23463_1425.N1	26-AUG-2006 05:23:19	Bright	41.000	142	49Del Cap	2.8500	8900.0	82	23463	No
63	GOM_NL__2PRFIN20060826_052632_000000322050_00363_23463_1426.N1	26-AUG-2006 05:26:32	Bright	32.000	154	22Bet Aqr	2.8990	5700.0	64	23463	No
64	GOM_NL__2PRFIN20060826_053757_000000312050_00363_23463_1427.N1	26-AUG-2006 05:37:57	Bright	30.500	92	53Eps Cyg	2.5000	4500.0	61	23463	No
65	GOM_NL__2PRFIN20060826_053943_000000312050_00363_23463_1428.N1	26-AUG-2006 05:39:43	Bright	31.000	66	37Gam Cyg	2.2080	5900.0	62	23463	No
66	GOM_NL__2PRFIN20060826_054109_000000322050_00363_23463_1429.N1	26-AUG-2006 05:41:09	Bright	31.500	19	50Alp Cyg	1.2460	10500.	63	23463	No
67	GOM_NL__2PRFIN20060826_054617_000000302050_00363_23463_1430.N1	26-AUG-2006 05:46:17	Bright	30.000	89	5Alp Cep	2.4510	8000.0	60	23463	No
68	GOM_NL__2PRFIN20060826_055346_000000272050_00363_23463_1431.N1	26-AUG-2006 05:53:46	Bright	27.000	49	1Alp UMi	1.9900	6300.0	54	23463	No
69	GOM_NL__2PRFIN20060826_061030_000000292050_00363_23463_1432.N1	26-AUG-2006 06:10:30	Bright	29.000	24	66Alp Gem	1.5800	10200.	58	23463	No
70	GOM_NL__2PRFIN20060826_061721_000000332050_00363_23463_1433.N1	26-AUG-2006 06:17:21	Twilight	33.000	153	3Bet CMi	2.8940	13100.	66	23463	No
71	GOM_NL__2PRFIN20060826_062518_000000472050_00363_23463_1434.N1	26-AUG-2006 06:25:18	Dark	46.500	1	9Alp CMa	-1.4400	11000.	93	23463	No
72	GOM_NL__2PRFIN20060826_062643_000000332050_00363_23463_1435.N1	26-AUG-2006 06:26:43	Dark	32.500	179	24Omi2CMa	3.0320	24000.	65	23463	No
73	GOM_NL__2PRFIN20060826_062811_000000352050_00363_23463_1436.N1	26-AUG-2006 06:28:11	Dark	35.000	23	21Eps CMa	1.5020	26000.	70	23463	No
74	GOM_NL__2PRFIN20060826_062955_000000352050_00363_23463_1437.N1	26-AUG-2006 06:29:55	Dark	35.000	117	Pi Pup	2.7060	3800.0	70	23463	No
75	GOM_NL__2PRFIN20060826_063459_000000472050_00363_23463_1438.N1	26-AUG-2006 06:34:59	Dark	46.500	2	Alp Car	-0.73600	7000.0	93	23463	No
76	GOM_NL__2PRFIN20060826_064506_000000342050_00364_23464_1420.N1	26-AUG-2006 06:45:06	Dark	33.500	143	Alp Hyi	2.8570	7200.0	67	23464	No
77	GOM_NL__2PRFIN20060826_064618_000000402050_00364_23464_1421.N1	26-AUG-2006 06:46:18	Dark	39.500	9	Alp Eri	0.45300	24000.	79	23464	No
78	GOM_NL__2PRFIN20060826_065110_000000342050_00364_23464_1422.N1	26-AUG-2006 06:51:10	Straylight	33.500	148	Alp Tuc	2.8780	4100.0	67	23464	No
79	GOM_NL__2PRFIN20060826_065448_000000362050_00364_23464_1423.N1	26-AUG-2006 06:54:48	Straylight	35.500	31	Alp Gru	1.7340	15200.	71	23464	No
80	GOM_NL__2PRFIN20060826_065741_000000342050_00364_23464_1424.N1	26-AUG-2006 06:57:41	Straylight	34.000	172	Gam Gru	3.0030	13100.	68	23464	No
81	GOM_NL__2PRFIN20060826_070355_000000362050_00364_23464_1425.N1	26-AUG-2006 07:03:55	Bright	35.500	142	49Del Cap	2.8500	8900.0	71	23464	No
82	GOM_NL__2PRFIN20060826_070708_000000332050_00364_23464_1426.N1	26-AUG-2006 07:07:08	Bright	32.500	154	22Bet Aqr	2.8990	5700.0	65	23464	No
83	GOM_NL__2PRFIN20060826_071833_000000322050_00364_23464_1427.N1	26-AUG-2006 07:18:33	Bright	31.500	92	53Eps Cyg	2.5000	4500.0	63	23464	No
84	GOM_NL__2PRFIN20060826_072019_000000302050_00364_23464_1428.N1	26-AUG-2006 07:20:19	Bright	30.000	66	37Gam Cyg	2.2080	5900.0	60	23464	No
85	GOM_NL__2PRFIN20060826_072145_000000332050_00364_23464_1429.N1	26-AUG-2006 07:21:45	Bright	33.000	19	50Alp Cyg	1.2460	10500.	66	23464	No
86	GOM_NL__2PRFIN20060826_072653_000000302050_00364_23464_1430.N1	26-AUG-2006 07:26:53	Bright	30.000	89	5Alp Cep	2.4510	8000.0	60	23464	No
87	GOM_NL__2PRFIN20060826_073422_000000282050_00364_23464_1431.N1	26-AUG-2006 07:34:22	Bright	27.500	49	1Alp UMi	1.9900	6300.0	55	23464	No
88	GOM_NL__2PRFIN20060826_075106_000000302050_00364_23464_1432.N1	26-AUG-2006 07:51:06	Bright	29.500	24	66Alp Gem	1.5800	10200.	59	23464	No
89	GOM_NL__2PRFIN20060826_075757_000000332050_00364_23464_1433.N1	26-AUG-2006 07:57:57	Twilight	32.500	153	3Bet CMi	2.8940	13100.	65	23464	No
90	GOM_NL__2PRFIN20060826_080554_000000392050_00364_23464_1434.N1	26-AUG-2006 08:05:54	Dark	39.000	1	9Alp CMa	-1.4400	11000.	78	23464	No
91	GOM_NL__2PRFIN20060826_080719_000000342050_00364_23464_1435.N1	26-AUG-2006 08:07:19	Dark	33.500	179	24Omi2CMa	3.0320	24000.	67	23464	No
92	GOM_NL__2PRFIN20060826_080847_000000342050_00364_23464_1436.N1	26-AUG-2006 08:08:47	Dark	34.000	23	21Eps CMa	1.5020	26000.	68	23464	No
93	GOM_NL__2PRFIN20060826_081032_000000382050_00364_23464_1437.N1	26-AUG-2006 08:10:32	Dark	37.500	117	Pi Pup	2.7060	3800.0	75	23464	No
94	GOM_NL__2PRFIN20060826_081536_000000452050_00364_23464_1438.N1	26-AUG-2006 08:15:36	Dark	45.000	2	Alp Car	-0.73600	7000.0	90	23464	No
95	GOM_NL__2PRFIN20060826_082543_000000342050_00365_23465_1420.N1	26-AUG-2006 08:25:43	Dark	33.500	143	Alp Hyi	2.8570	7200.0	67	23465	No
96	GOM_NL__2PRFIN20060826_082654_000000482050_00365_23465_1421.N1	26-AUG-2006 08:26:54	Dark	48.000	9	Alp Eri	0.45300	24000.	96	23465	No
97	GOM_NL__2PRFIN20060826_083146_000000382050_00365_23465_1422.N1	26-AUG-2006 08:31:46	Straylight	37.500	148	Alp Tuc	2.8780	4100.0	75	23465	No
98	GOM_NL__2PRFIN20060826_083524_000000352050_00365_23465_1423.N1	26-AUG-2006 08:35:24	Straylight	34.500	31	Alp Gru	1.7340	15200.	69	23465	No
99	GOM_NL__2PRFIN20060826_083817_000000332050_00365_23465_1424.N1	26-AUG-2006 08:38:17	Straylight	32.500	172	Gam Gru	3.0030	13100.	65	23465	No
100	GOM_NL__2PRFIN20060826_084431_000000492050_00365_23465_1425.N1	26-AUG-2006 08:44:31	Bright	49.000	142	49Del Cap	2.8500	8900.0	98	23465	No
101	GOM_NL__2PRFIN20060826_084744_000000332050_00365_23465_1426.N1	26-AUG-2006 08:47:44	Bright	33.000	154	22Bet Aqr	2.8990	5700.0	66	23465	No

102	GOM_NL__2PRFIN20060826_085909_000000292050_00365_23465_1427.N1	26-AUG-2006 08:59:09	Bright	29.000	92	53Eps Cyg	2.5000	4500.0	58	23465	No
103	GOM_NL__2PRFIN20060826_090055_000000312050_00365_23465_1428.N1	26-AUG-2006 09:00:55	Bright	31.000	66	37Gam Cyg	2.2080	5900.0	62	23465	No
104	GOM_NL__2PRFIN20060826_090221_000000322050_00365_23465_1429.N1	26-AUG-2006 09:02:21	Bright	32.000	19	50Alp Cyg	1.2460	10500.	64	23465	No
105	GOM_NL__2PRFIN20060826_090729_000000312050_00365_23465_1430.N1	26-AUG-2006 09:07:29	Bright	31.000	89	5Alp Cep	2.4510	8000.0	62	23465	No
106	GOM_NL__2PRFIN20060826_091458_000000302050_00365_23465_1431.N1	26-AUG-2006 09:14:58	Bright	29.500	49	1Alp UMi	1.9900	6300.0	59	23465	No
107	GOM_NL__2PRFIN20060826_093143_000000312050_00365_23465_1432.N1	26-AUG-2006 09:31:43	Bright	30.500	24	66Alp Gem	1.5800	10200.	61	23465	No
108	GOM_NL__2PRFIN20060826_093833_000000332050_00365_23465_1433.N1	26-AUG-2006 09:38:33	Twilight	33.000	153	3Bet CMi	2.8940	13100.	66	23465	No
109	GOM_NL__2PRFIN20060826_094630_000000432050_00365_23465_1434.N1	26-AUG-2006 09:46:30	Dark	42.500	1	9Alp CMa	-1.4400	11000.	85	23465	No
110	GOM_NL__2PRFIN20060826_094755_000000352050_00365_23465_1435.N1	26-AUG-2006 09:47:55	Dark	34.500	179	24Omi2CMa	3.0320	24000.	69	23465	No
111	GOM_NL__2PRFIN20060826_094923_000000372050_00365_23465_1436.N1	26-AUG-2006 09:49:23	Dark	37.000	23	21Eps CMa	1.5020	26000.	74	23465	No
112	GOM_NL__2PRFIN20060826_095108_000000372050_00365_23465_1437.N1	26-AUG-2006 09:51:08	Dark	37.000	117	Pi Pup	2.7060	3800.0	74	23465	No
113	GOM_NL__2PRFIN20060826_095612_000000462050_00365_23465_1438.N1	26-AUG-2006 09:56:12	Dark	46.000	2	Alp Car	-0.73600	7000.0	92	23465	No
114	GOM_NL__2PRFIN20060826_100619_000000342050_00366_23466_1440.N1	26-AUG-2006 10:06:19	Dark	34.000	143	Alp Hyi	2.8570	7200.0	68	23466	No
115	GOM_NL__2PRFIN20060826_100731_000000372050_00366_23466_1441.N1	26-AUG-2006 10:07:31	Dark	36.500	9	Alp Eri	0.45300	24000.	73	23466	No
116	GOM_NL__2PRFIN20060826_101222_000000332050_00366_23466_1442.N1	26-AUG-2006 10:12:22	Straylight	33.000	148	Alp Tuc	2.8780	4100.0	66	23466	No
117	GOM_NL__2PRFIN20060826_101600_000000362050_00366_23466_1443.N1	26-AUG-2006 10:16:00	Straylight	36.000	31	Alp Gru	1.7340	15200.	72	23466	No
118	GOM_NL__2PRFIN20060826_101853_000000342050_00366_23466_1444.N1	26-AUG-2006 10:18:53	Straylight	33.500	172	Gam Gru	3.0030	13100.	67	23466	No
119	GOM_NL__2PRFIN20060826_102507_000000462050_00366_23466_1445.N1	26-AUG-2006 10:25:07	Bright	46.000	142	49Del Cap	2.8500	8900.0	92	23466	No
120	GOM_NL__2PRFIN20060826_102820_000000332050_00366_23466_1446.N1	26-AUG-2006 10:28:20	Bright	32.500	154	22Bet Aqr	2.8990	5700.0	65	23466	No
121	GOM_NL__2PRFIN20060826_103945_000000312050_00366_23466_1447.N1	26-AUG-2006 10:39:45	Bright	31.000	92	53Eps Cyg	2.5000	4500.0	62	23466	No
122	GOM_NL__2PRFIN20060826_104131_000000312050_00366_23466_1448.N1	26-AUG-2006 10:41:31	Bright	31.000	66	37Gam Cyg	2.2080	5900.0	62	23466	No
123	GOM_NL__2PRFIN20060826_104256_000000322050_00366_23466_1449.N1	26-AUG-2006 10:42:56	Bright	32.000	19	50Alp Cyg	1.2460	10500.	64	23466	No
124	GOM_NL__2PRFIN20060826_104804_000000312050_00366_23466_1450.N1	26-AUG-2006 10:48:04	Bright	31.000	89	5Alp Cep	2.4510	8000.0	62	23466	No
125	GOM_NL__2PRFIN20060826_105534_000000302050_00366_23466_1451.N1	26-AUG-2006 10:55:34	Bright	30.000	49	1Alp UMi	1.9900	6300.0	60	23466	No
126	GOM_NL__2PRFIN20060826_111219_000000352050_00366_23466_1452.N1	26-AUG-2006 11:12:19	Bright	34.500	24	66Alp Gem	1.5800	10200.	69	23466	No
127	GOM_NL__2PRFIN20060826_111910_000000342050_00366_23466_1453.N1	26-AUG-2006 11:19:10	Twilight	34.000	153	3Bet CMi	2.8940	13100.	68	23466	No
128	GOM_NL__2PRFIN20060826_112707_000000422050_00366_23466_1454.N1	26-AUG-2006 11:27:07	Dark	42.000	1	9Alp CMa	-1.4400	11000.	84	23466	No
129	GOM_NL__2PRFIN20060826_112832_000000342050_00366_23466_1455.N1	26-AUG-2006 11:28:32	Dark	34.000	179	24Omi2CMa	3.0320	24000.	68	23466	No
130	GOM_NL__2PRFIN20060826_113000_000000382050_00366_23466_1456.N1	26-AUG-2006 11:30:00	Dark	38.000	23	21Eps CMa	1.5020	26000.	76	23466	No
131	GOM_NL__2PRFIN20060826_113144_000000322050_00366_23466_1457.N1	26-AUG-2006 11:31:44	Dark	32.000	117	Pi Pup	2.7060	3800.0	64	23466	No
132	GOM_NL__2PRFIN20060826_113648_000000442050_00366_23466_1458.N1	26-AUG-2006 11:36:48	Dark	43.500	2	Alp Car	-0.73600	7000.0	87	23466	No
133	GOM_NL__2PRFIN20060826_114656_000000342050_00367_23467_1440.N1	26-AUG-2006 11:46:56	Dark	34.000	143	Alp Hyi	2.8570	7200.0	68	23467	No
134	GOM_NL__2PRFIN20060826_114807_000000372050_00367_23467_1441.N1	26-AUG-2006 11:48:07	Dark	36.500	9	Alp Eri	0.45300	24000.	73	23467	No
135	GOM_NL__2PRFIN20060826_115259_000000332050_00367_23467_1442.N1	26-AUG-2006 11:52:59	Straylight	32.500	148	Alp Tuc	2.8780	4100.0	65	23467	No
136	GOM_NL__2PRFIN20060826_115636_000000372050_00367_23467_1443.N1	26-AUG-2006 11:56:36	Straylight	36.500	31	Alp Gru	1.7340	15200.	73	23467	No
137	GOM_NL__2PRFIN20060826_115929_000000322050_00367_23467_1444.N1	26-AUG-2006 11:59:29	Straylight	32.000	172	Gam Gru	3.0030	13100.	64	23467	No
138	GOM_NL__2PRFIN20060826_120543_000000372050_00367_23467_1445.N1	26-AUG-2006 12:05:43	Bright	37.000	142	49Del Cap	2.8500	8900.0	74	23467	No
139	GOM_NL__2PRFIN20060826_120856_000000322050_00367_23467_1446.N1	26-AUG-2006 12:08:56	Bright	31.500	154	22Bet Aqr	2.8990	5700.0	63	23467	No
140	GOM_NL__2PRFIN20060826_122020_000000322050_00367_23467_1447.N1	26-AUG-2006 12:20:20	Bright	32.000	92	53Eps Cyg	2.5000	4500.0	64	23467	No
141	GOM_NL__2PRFIN20060826_122207_000000292050_00367_23467_1448.N1	26-AUG-2006 12:22:07	Bright	29.000	66	37Gam Cyg	2.2080	5900.0	58	23467	No
142	GOM_NL__2PRFIN20060826_122332_000000302050_00367_23467_1449.N1	26-AUG-2006 12:23:32	Bright	30.000	19	50Alp Cyg	1.2460	10500.	60	23467	No
143	GOM_NL__2PRFIN20060826_122840_000000312050_00367_23467_1450.N1	26-AUG-2006 12:28:40	Bright	31.000	89	5Alp Cep	2.4510	8000.0	62	23467	No
144	GOM_NL__2PRFIN20060826_123610_000000302050_00367_23467_1451.N1	26-AUG-2006 12:36:10	Bright	30.000	49	1Alp UMi	1.9900	6300.0	60	23467	No
145	GOM_NL__2PRFIN20060826_125255_000000312050_00367_23467_1452.N1	26-AUG-2006 12:52:55	Bright	30.500	24	66Alp Gem	1.5800	10200.	61	23467	No
146	GOM_NL__2PRFIN20060826_125946_000000352050_00367_23467_1453.N1	26-AUG-2006 12:59:46	Twilight	35.000	153	3Bet CMi	2.8940	13100.	70	23467	No
147	GOM_NL__2PRFIN20060826_130743_000000432050_00367_23467_1454.N1	26-AUG-2006 13:07:43	Dark	43.000	1	9Alp CMa	-1.4400	11000.	86	23467	No
148	GOM_NL__2PRFIN20060826_130908_000000342050_00367_23467_1455.N1	26-AUG-2006 13:09:08	Dark	33.500	179	24Omi2CMa	3.0320	24000.	67	23467	No
149	GOM_NL__2PRFIN20060826_131036_000000382050_00367_23467_1456.N1	26-AUG-2006 13:10:36	Dark	37.500	23	21Eps CMa	1.5020	26000.	75	23467	No
150	GOM_NL__2PRFIN20060826_131220_000000362050_00367_23467_1457.N1	26-AUG-2006 13:12:20	Dark	36.000	117	Pi Pup	2.7060	3800.0	72	23467	No
151	GOM_NL__2PRFIN20060826_131725_000000402050_00367_23467_1458.N1	26-AUG-2006 13:17:25	Dark	40.000	2	Alp Car	-0.73600	7000.0	80	23467	No
152	GOM_NL__2PRFIN20060826_132732_000000352050_00368_23468_1440.N1	26-AUG-2006 13:27:32	Dark	34.500	143	Alp Hyi	2.8570	7200.0	69	23468	No
153	GOM_NL__2PRFIN20060826_132844_000000372050_00368_23468_1441.N1	26-AUG-2006 13:28:44	Dark	37.000	9	Alp Eri	0.45300	24000.	74	23468	No
154	GOM_NL__2PRFIN20060826_133335_000000332050_00368_23468_1442.N1	26-AUG-2006 13:33:35	Straylight	33.000	148	Alp Tuc	2.8780	4100.0	66	23468	No
155	GOM_NL__2PRFIN20060826_133713_000000342050_00368_23468_1443.N1	26-AUG-2006 13:37:13	Straylight	33.500	31	Alp Gru	1.7340	15200.	67	23468	No
156	GOM_NL__2PRFIN20060826_134005_000000312050_00368_23468_1444.N1	26-AUG-2006 13:40:05	Straylight	31.000	172	Gam Gru	3.0030	13100.	62	23468	No
157	GOM_NL__2PRFIN20060826_134619_000000372050_00368_23468_1445.N1	26-AUG-2006 13:46:19	Bright	37.000	142	49Del Cap	2.8500	8900.0	74	23468	No
158	GOM_NL__2PRFIN20060826_134932_000000322050_00368_23468_1446.N1	26-AUG-2006 13:49:32	Bright	31.500	154	22Bet Aqr	2.8990	5700.0	63	23468	No
159	GOM_NL__2PRFIN20060826_140056_000000322050_00368_23468_1447.N1	26-AUG-2006 14:00:56	Bright	32.000	92	53Eps Cyg	2.5000	4500.0	64	23468	No
160	GOM_NL__2PRFIN20060826_140243_000000312050_00368_23468_1448.N1	26-AUG-2006 14:02:43	Bright	31.000	66	37Gam Cyg	2.2080	5900.0	62	23468	No

161	GOM_NL__2PRFIN20060826_140408_000000292050_00368_23468_1449.N1	26-AUG-2006 14:04:08	Bright	29.000	19	50Alp Cyg	1.2460	10500.	58	23468	No
162	GOM_NL__2PRFIN20060826_140916_000000312050_00368_23468_1450.N1	26-AUG-2006 14:09:16	Bright	31.000	89	5Alp Cep	2.4510	8000.0	62	23468	No
163	GOM_NL__2PRFIN20060826_141646_000000282050_00368_23468_1451.N1	26-AUG-2006 14:16:46	Bright	27.500	49	1Alp UMi	1.9900	6300.0	55	23468	No
164	GOM_NL__2PRFIN20060826_143331_000000302050_00368_23468_1452.N1	26-AUG-2006 14:33:31	Bright	30.000	24	66Alp Gem	1.5800	10200.	60	23468	No
165	GOM_NL__2PRFIN20060826_144102_000000392050_00368_23468_1453.N1	26-AUG-2006 14:41:02	Twilight	39.000	8	10Alp CMi	0.40000	6500.0	78	23468	No
166	GOM_NL__2PRFIN20060826_144819_000000412050_00368_23468_1454.N1	26-AUG-2006 14:48:19	Dark	41.000	1	9Alp CMa	-1.4400	11000.	82	23468	No
167	GOM_NL__2PRFIN20060826_144944_000000332050_00368_23468_1455.N1	26-AUG-2006 14:49:44	Dark	33.000	179	24Omi2CMa	3.0320	24000.	66	23468	No
168	GOM_NL__2PRFIN20060826_145112_000000372050_00368_23468_1456.N1	26-AUG-2006 14:51:12	Dark	37.000	23	21Eps CMa	1.5020	26000.	74	23468	No
169	GOM_NL__2PRFIN20060826_145256_000000372050_00368_23468_1457.N1	26-AUG-2006 14:52:56	Dark	37.000	117	Pi Pup	2.7060	3800.0	74	23468	No
170	GOM_NL__2PRFIN20060826_145801_000000472050_00368_23468_1458.N1	26-AUG-2006 14:58:01	Dark	47.000	2	Alp Car	-0.73600	7000.0	94	23468	No
171	GOM_NL__2PRFIN20060826_150808_000000332050_00369_23469_1445.N1	26-AUG-2006 15:08:08	Dark	33.000	143	Alp Hyi	2.8570	7200.0	66	23469	No
172	GOM_NL__2PRFIN20060826_150921_000000392050_00369_23469_1446.N1	26-AUG-2006 15:09:21	Dark	38.500	9	Alp Eri	0.45300	24000.	77	23469	No
173	GOM_NL__2PRFIN20060826_151411_000000362050_00369_23469_1447.N1	26-AUG-2006 15:14:11	Straylight	36.000	148	Alp Tuc	2.8780	4100.0	72	23469	No
174	GOM_NL__2PRFIN20060826_151749_000000382050_00369_23469_1448.N1	26-AUG-2006 15:17:49	Straylight	38.000	31	Alp Gru	1.7340	15200.	76	23469	No
175	GOM_NL__2PRFIN20060826_152042_000000312050_00369_23469_1449.N1	26-AUG-2006 15:20:42	Straylight	31.000	172	Gam Gru	3.0030	13100.	62	23469	No
176	GOM_NL__2PRFIN20060826_152655_000000462050_00369_23469_1450.N1	26-AUG-2006 15:26:55	Bright	46.000	142	49Del Cap	2.8500	8900.0	92	23469	No
177	GOM_NL__2PRFIN20060826_153008_000000332050_00369_23469_1451.N1	26-AUG-2006 15:30:08	Bright	33.000	154	22Bet Aqr	2.8990	5700.0	66	23469	No
178	GOM_NL__2PRFIN20060826_154132_000000322050_00369_23469_1452.N1	26-AUG-2006 15:41:32	Bright	32.000	92	53Eps Cyg	2.5000	4500.0	64	23469	No
179	GOM_NL__2PRFIN20060826_154319_000000292050_00369_23469_1453.N1	26-AUG-2006 15:43:19	Bright	29.000	66	37Gam Cyg	2.2080	5900.0	58	23469	No
180	GOM_NL__2PRFIN20060826_154444_000000282050_00369_23469_1454.N1	26-AUG-2006 15:44:44	Bright	28.000	19	50Alp Cyg	1.2460	10500.	56	23469	No
181	GOM_NL__2PRFIN20060826_154951_000000302050_00369_23469_1455.N1	26-AUG-2006 15:49:51	Bright	29.500	89	5Alp Cep	2.4510	8000.0	59	23469	No
182	GOM_NL__2PRFIN20060826_155722_000000312050_00369_23469_1456.N1	26-AUG-2006 15:57:22	Bright	30.500	49	1Alp UMi	1.9900	6300.0	61	23469	No
183	GOM_NL__2PRFIN20060826_161407_000000342050_00369_23469_1457.N1	26-AUG-2006 16:14:07	Bright	33.500	24	66Alp Gem	1.5800	10200.	67	23469	No
184	GOM_NL__2PRFIN20060826_162138_000000372050_00369_23469_1458.N1	26-AUG-2006 16:21:38	Twilight	36.500	8	10Alp CMi	0.40000	6500.0	73	23469	No
185	GOM_NL__2PRFIN20060826_162856_000000422050_00369_23469_1459.N1	26-AUG-2006 16:28:56	Dark	42.000	1	9Alp CMa	-1.4400	11000.	84	23469	No
186	GOM_NL__2PRFIN20060826_163021_000000352050_00369_23469_1460.N1	26-AUG-2006 16:30:21	Dark	34.500	179	24Omi2CMa	3.0320	24000.	69	23469	No
187	GOM_NL__2PRFIN20060826_163149_000000352050_00369_23469_1461.N1	26-AUG-2006 16:31:49	Dark	35.000	23	21Eps CMa	1.5020	26000.	70	23469	No
188	GOM_NL__2PRFIN20060826_163332_000000352050_00369_23469_1462.N1	26-AUG-2006 16:33:32	Dark	35.000	117	Pi Pup	2.7060	3800.0	70	23469	No
189	GOM_NL__2PRFIN20060826_163837_000000392050_00369_23469_1463.N1	26-AUG-2006 16:38:37	Dark	39.000	2	Alp Car	-0.73600	7000.0	78	23469	No
190	GOM_NL__2PRFIN20060826_164845_000000332050_00370_23470_1445.N1	26-AUG-2006 16:48:45	Dark	33.000	143	Alp Hyi	2.8570	7200.0	66	23470	No
191	GOM_NL__2PRFIN20060826_164957_000000392050_00370_23470_1446.N1	26-AUG-2006 16:49:57	Dark	39.000	9	Alp Eri	0.45300	24000.	78	23470	No
192	GOM_NL__2PRFIN20060826_165447_000000342050_00370_23470_1447.N1	26-AUG-2006 16:54:47	Straylight	34.000	148	Alp Tuc	2.8780	4100.0	68	23470	No
193	GOM_NL__2PRFIN20060826_165825_000000352050_00370_23470_1448.N1	26-AUG-2006 16:58:25	Straylight	34.500	31	Alp Gru	1.7340	15200.	69	23470	No
194	GOM_NL__2PRFIN20060826_170118_000000332050_00370_23470_1449.N1	26-AUG-2006 17:01:18	Straylight	33.000	172	Gam Gru	3.0030	13100.	66	23470	No
195	GOM_NL__2PRFIN20060826_170731_000000392050_00370_23470_1450.N1	26-AUG-2006 17:07:31	Bright	38.500	142	49Del Cap	2.8500	8900.0	77	23470	No
196	GOM_NL__2PRFIN20060826_171044_000000332050_00370_23470_1451.N1	26-AUG-2006 17:10:44	Bright	33.000	154	22Bet Aqr	2.8990	5700.0	66	23470	No
197	GOM_NL__2PRFIN20060826_172208_000000332050_00370_23470_1452.N1	26-AUG-2006 17:22:08	Bright	32.500	92	53Eps Cyg	2.5000	4500.0	65	23470	No
198	GOM_NL__2PRFIN20060826_172355_000000312050_00370_23470_1453.N1	26-AUG-2006 17:23:55	Bright	31.000	66	37Gam Cyg	2.2080	5900.0	62	23470	No
199	GOM_NL__2PRFIN20060826_172520_000000292050_00370_23470_1454.N1	26-AUG-2006 17:25:20	Bright	28.500	19	50Alp Cyg	1.2460	10500.	57	23470	No
200	GOM_NL__2PRFIN20060826_173027_000000312050_00370_23470_1455.N1	26-AUG-2006 17:30:27	Bright	31.000	89	5Alp Cep	2.4510	8000.0	62	23470	No
201	GOM_NL__2PRFIN20060826_173757_000000302050_00370_23470_1456.N1	26-AUG-2006 17:37:57	Bright	30.000	49	1Alp UMi	1.9900	6300.0	60	23470	No
202	GOM_NL__2PRFIN20060826_175443_000000312050_00370_23470_1457.N1	26-AUG-2006 17:54:43	Bright	31.000	24	66Alp Gem	1.5800	10200.	62	23470	No
203	GOM_NL__2PRFIN20060826_180214_000000422050_00370_23470_1458.N1	26-AUG-2006 18:02:14	Twilight	42.000	8	10Alp CMi	0.40000	6500.0	84	23470	No
204	GOM_NL__2PRFIN20060826_180932_000000422050_00370_23470_1459.N1	26-AUG-2006 18:09:32	Dark	42.000	1	9Alp CMa	-1.4400	11000.	84	23470	No
205	GOM_NL__2PRFIN20060826_181057_000000342050_00370_23470_1460.N1	26-AUG-2006 18:10:57	Dark	33.500	179	24Omi2CMa	3.0320	24000.	67	23470	No
206	GOM_NL__2PRFIN20060826_181225_000000392050_00370_23470_1461.N1	26-AUG-2006 18:12:25	Dark	38.500	23	21Eps CMa	1.5020	26000.	77	23470	No
207	GOM_NL__2PRFIN20060826_181409_000000372050_00370_23470_1462.N1	26-AUG-2006 18:14:09	Dark	36.500	117	Pi Pup	2.7060	3800.0	73	23470	No
208	GOM_NL__2PRFIN20060826_181914_000000402050_00370_23470_1463.N1	26-AUG-2006 18:19:14	Dark	40.000	2	Alp Car	-0.73600	7000.0	80	23470	No
209	GOM_NL__2PRFIN20060826_182922_000000342050_00371_23471_1447.N1	26-AUG-2006 18:29:22	Dark	34.000	143	Alp Hyi	2.8570	7200.0	68	23471	No
210	GOM_NL__2PRFIN20060826_183034_000000472050_00371_23471_1448.N1	26-AUG-2006 18:30:34	Dark	47.000	9	Alp Eri	0.45300	24000.	94	23471	No
211	GOM_NL__2PRFIN20060826_183523_000000402050_00371_23471_1449.N1	26-AUG-2006 18:35:23	Straylight	40.000	148	Alp Tuc	2.8780	4100.0	80	23471	No
212	GOM_NL__2PRFIN20060826_183901_000000402050_00371_23471_1450.N1	26-AUG-2006 18:39:01	Straylight	39.500	31	Alp Gru	1.7340	15200.	79	23471	No
213	GOM_NL__2PRFIN20060826_184154_000000332050_00371_23471_1451.N1	26-AUG-2006 18:41:54	Straylight	32.500	172	Gam Gru	3.0030	13100.	65	23471	No
214	GOM_NL__2PRFIN20060826_184807_000000452050_00371_23471_1452.N1	26-AUG-2006 18:48:07	Bright	45.000	142	49Del Cap	2.8500	8900.0	90	23471	No
215	GOM_NL__2PRFIN20060826_185120_000000332050_00371_23471_1453.N1	26-AUG-2006 18:51:20	Bright	33.000	154	22Bet Aqr	2.8990	5700.0	66	23471	No
216	GOM_NL__2PRFIN20060826_190244_000000292050_00371_23471_1454.N1	26-AUG-2006 19:02:44	Bright	29.000	92	53Eps Cyg	2.5000	4500.0	58	23471	No
217	GOM_NL__2PRFIN20060826_190431_000000322050_00371_23471_1455.N1	26-AUG-2006 19:04:31	Bright	32.000	66	37Gam Cyg	2.2080	5900.0	64	23471	No
218	GOM_NL__2PRFIN20060826_190556_000000322050_00371_23471_1456.N1	26-AUG-2006 19:05:56	Bright	31.500	19	50Alp Cyg	1.2460	10500.	63	23471	No
219	GOM_NL__2PRFIN20060826_191103_000000312050_00371_23471_1457.N1	26-AUG-2006 19:11:03	Bright	30.500	89	5Alp Cep	2.4510	8000.0	61	23471	No

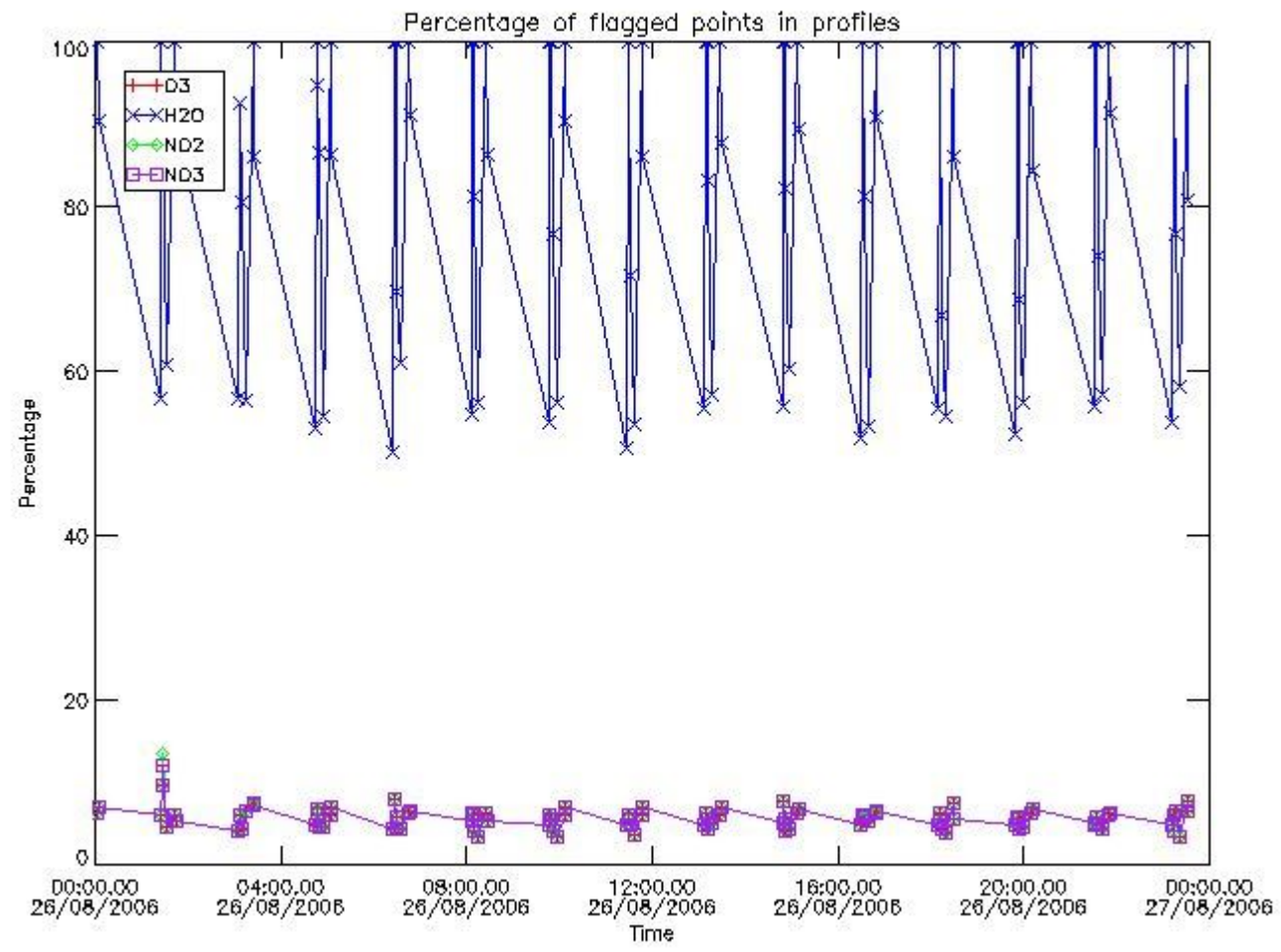
220	GOM_NL__2PRFIN20060826_191833_000000322050_00371_23471_1458.N1	26-AUG-2006 19:18:33	Bright	31.500	49	1Alp UMi	1.9900	6300.0	63	23471	No
221	GOM_NL__2PRFIN20060826_193519_000000302050_00371_23471_1459.N1	26-AUG-2006 19:35:19	Bright	30.000	24	66Alp Gem	1.5800	10200.	60	23471	No
222	GOM_NL__2PRFIN20060826_194250_000000422050_00371_23471_1460.N1	26-AUG-2006 19:42:50	Twilight	41.500	8	10Alp CMi	0.40000	6500.0	83	23471	No
223	GOM_NL__2PRFIN20060826_195009_000000442050_00371_23471_1461.N1	26-AUG-2006 19:50:09	Dark	43.500	1	9Alp CMa	-1.4400	11000.	87	23471	No
224	GOM_NL__2PRFIN20060826_195133_000000352050_00371_23471_1462.N1	26-AUG-2006 19:51:33	Dark	35.000	179	24Omi2CMa	3.0320	24000.	70	23471	No
225	GOM_NL__2PRFIN20060826_195301_000000382050_00371_23471_1463.N1	26-AUG-2006 19:53:01	Dark	37.500	23	21Eps CMa	1.5020	26000.	75	23471	No
226	GOM_NL__2PRFIN20060826_195445_000000362050_00371_23471_1464.N1	26-AUG-2006 19:54:45	Dark	35.500	117	Pi Pup	2.7060	3800.0	71	23471	No
227	GOM_NL__2PRFIN20060826_195950_000000462050_00371_23471_1465.N1	26-AUG-2006 19:59:50	Dark	46.000	2	Alp Car	-0.73600	7000.0	92	23471	No
228	GOM_NL__2PRFIN20060826_200958_000000342050_00372_23472_1447.N1	26-AUG-2006 20:09:58	Dark	33.500	143	Alp Hyi	2.8570	7200.0	67	23472	No
229	GOM_NL__2PRFIN20060826_201110_000000392050_00372_23472_1448.N1	26-AUG-2006 20:11:10	Dark	38.500	9	Alp Eri	0.45300	24000.	77	23472	No
230	GOM_NL__2PRFIN20060826_201600_000000402050_00372_23472_1449.N1	26-AUG-2006 20:16:00	Straylight	40.000	148	Alp Tuc	2.8780	4100.0	80	23472	No
231	GOM_NL__2PRFIN20060826_201937_000000362050_00372_23472_1450.N1	26-AUG-2006 20:19:37	Straylight	36.000	31	Alp Gru	1.7340	15200.	72	23472	No
232	GOM_NL__2PRFIN20060826_202230_000000342050_00372_23472_1451.N1	26-AUG-2006 20:22:30	Straylight	33.500	172	Gam Gru	3.0030	13100.	67	23472	No
233	GOM_NL__2PRFIN20060826_202843_000000372050_00372_23472_1452.N1	26-AUG-2006 20:28:43	Bright	36.500	142	49Del Cap	2.8500	8900.0	73	23472	No
234	GOM_NL__2PRFIN20060826_203156_000000332050_00372_23472_1453.N1	26-AUG-2006 20:31:56	Bright	32.500	154	22Bet Aqr	2.8990	5700.0	65	23472	No
235	GOM_NL__2PRFIN20060826_204320_000000322050_00372_23472_1454.N1	26-AUG-2006 20:43:20	Bright	31.500	92	53Eps Cyg	2.5000	4500.0	63	23472	No
236	GOM_NL__2PRFIN20060826_204507_000000302050_00372_23472_1455.N1	26-AUG-2006 20:45:07	Bright	29.500	66	37Gam Cyg	2.2080	5900.0	59	23472	No
237	GOM_NL__2PRFIN20060826_204632_000000292050_00372_23472_1456.N1	26-AUG-2006 20:46:32	Bright	29.000	19	50Alp Cyg	1.2460	10500.	58	23472	No
238	GOM_NL__2PRFIN20060826_205139_000000312050_00372_23472_1457.N1	26-AUG-2006 20:51:39	Bright	30.500	89	5Alp Cep	2.4510	8000.0	61	23472	No
239	GOM_NL__2PRFIN20060826_205910_000000302050_00372_23472_1458.N1	26-AUG-2006 20:59:10	Bright	30.000	49	1Alp UMi	1.9900	6300.0	60	23472	No
240	GOM_NL__2PRFIN20060826_211555_000000302050_00372_23472_1459.N1	26-AUG-2006 21:15:55	Bright	30.000	24	66Alp Gem	1.5800	10200.	60	23472	No
241	GOM_NL__2PRFIN20060826_212326_000000342050_00372_23472_1460.N1	26-AUG-2006 21:23:26	Twilight	33.500	8	10Alp CMi	0.40000	6500.0	67	23472	No
242	GOM_NL__2PRFIN20060826_213045_000000402050_00372_23472_1461.N1	26-AUG-2006 21:30:45	Dark	40.000	1	9Alp CMa	-1.4400	11000.	80	23472	No
243	GOM_NL__2PRFIN20060826_213210_000000332050_00372_23472_1462.N1	26-AUG-2006 21:32:10	Dark	32.500	179	24Omi2CMa	3.0320	24000.	65	23472	No
244	GOM_NL__2PRFIN20060826_213338_000000362050_00372_23472_1463.N1	26-AUG-2006 21:33:38	Dark	36.000	23	21Eps CMa	1.5020	26000.	72	23472	No
245	GOM_NL__2PRFIN20060826_213521_000000332050_00372_23472_1464.N1	26-AUG-2006 21:35:21	Dark	33.000	117	Pi Pup	2.7060	3800.0	66	23472	No
246	GOM_NL__2PRFIN20060826_214026_000000472050_00372_23472_1465.N1	26-AUG-2006 21:40:26	Dark	47.000	2	Alp Car	-0.73600	7000.0	94	23472	No
247	GOM_NL__2PRFIN20060826_215035_000000352050_00373_23473_1447.N1	26-AUG-2006 21:50:35	Dark	34.500	143	Alp Hyi	2.8570	7200.0	69	23473	No
248	GOM_NL__2PRFIN20060826_215147_000000412050_00373_23473_1448.N1	26-AUG-2006 21:51:47	Dark	40.500	9	Alp Eri	0.45300	24000.	81	23473	No
249	GOM_NL__2PRFIN20060826_215636_000000412050_00373_23473_1449.N1	26-AUG-2006 21:56:36	Straylight	41.000	148	Alp Tuc	2.8780	4100.0	82	23473	No
250	GOM_NL__2PRFIN20060826_220014_000000362050_00373_23473_1450.N1	26-AUG-2006 22:00:14	Straylight	35.500	31	Alp Gru	1.7340	15200.	71	23473	No
251	GOM_NL__2PRFIN20060826_220306_000000332050_00373_23473_1451.N1	26-AUG-2006 22:03:06	Straylight	32.500	172	Gam Gru	3.0030	13100.	65	23473	No
252	GOM_NL__2PRFIN20060826_220919_000000382050_00373_23473_1452.N1	26-AUG-2006 22:09:19	Bright	38.000	142	49Del Cap	2.8500	8900.0	76	23473	No
253	GOM_NL__2PRFIN20060826_221232_000000342050_00373_23473_1453.N1	26-AUG-2006 22:12:32	Bright	34.000	154	22Bet Aqr	2.8990	5700.0	68	23473	No
254	GOM_NL__2PRFIN20060826_222356_000000282050_00373_23473_1454.N1	26-AUG-2006 22:23:56	Bright	28.000	92	53Eps Cyg	2.5000	4500.0	56	23473	No
255	GOM_NL__2PRFIN20060826_222543_000000302050_00373_23473_1455.N1	26-AUG-2006 22:25:43	Bright	30.000	66	37Gam Cyg	2.2080	5900.0	60	23473	No
256	GOM_NL__2PRFIN20060826_222707_000000292050_00373_23473_1456.N1	26-AUG-2006 22:27:07	Bright	29.000	19	50Alp Cyg	1.2460	10500.	58	23473	No
257	GOM_NL__2PRFIN20060826_223214_000000282050_00373_23473_1457.N1	26-AUG-2006 22:32:14	Bright	28.000	89	5Alp Cep	2.4510	8000.0	56	23473	No
258	GOM_NL__2PRFIN20060826_223945_000000292050_00373_23473_1458.N1	26-AUG-2006 22:39:45	Bright	29.000	49	1Alp UMi	1.9900	6300.0	58	23473	No
259	GOM_NL__2PRFIN20060826_225631_000000292050_00373_23473_1459.N1	26-AUG-2006 22:56:31	Bright	29.000	24	66Alp Gem	1.5800	10200.	58	23473	No
260	GOM_NL__2PRFIN20060826_230402_000000352050_00373_23473_1460.N1	26-AUG-2006 23:04:02	Twilight	34.500	8	10Alp CMi	0.40000	6500.0	69	23473	No
261	GOM_NL__2PRFIN20060826_231121_000000432050_00373_23473_1461.N1	26-AUG-2006 23:11:21	Dark	42.500	1	9Alp CMa	-1.4400	11000.	85	23473	No
262	GOM_NL__2PRFIN20060826_231246_000000352050_00373_23473_1462.N1	26-AUG-2006 23:12:46	Dark	34.500	179	24Omi2CMa	3.0320	24000.	69	23473	No
263	GOM_NL__2PRFIN20060826_231414_000000382050_00373_23473_1463.N1	26-AUG-2006 23:14:14	Dark	37.500	23	21Eps CMa	1.5020	26000.	75	23473	No
264	GOM_NL__2PRFIN20060826_231557_000000392050_00373_23473_1464.N1	26-AUG-2006 23:15:57	Dark	39.000	117	Pi Pup	2.7060	3800.0	78	23473	No
265	GOM_NL__2PRFIN20060826_232103_000000472050_00373_23473_1465.N1	26-AUG-2006 23:21:03	Dark	47.000	2	Alp Car	-0.73600	7000.0	94	23473	No
266	GOM_NL__2PRFIN20060826_233111_000000332050_00374_23474_1447.N1	26-AUG-2006 23:31:11	Dark	33.000	143	Alp Hyi	2.8570	7200.0	66	23474	No
267	GOM_NL__2PRFIN20060826_233223_000000402050_00374_23474_1448.N1	26-AUG-2006 23:32:23	Dark	39.500	9	Alp Eri	0.45300	24000.	79	23474	No
268	GOM_NL__2PRFIN20060826_233712_000000412050_00374_23474_1449.N1	26-AUG-2006 23:37:12	Straylight	41.000	148	Alp Tuc	2.8780	4100.0	82	23474	No
269	GOM_NL__2PRFIN20060826_234050_000000392050_00374_23474_1450.N1	26-AUG-2006 23:40:50	Straylight	38.500	31	Alp Gru	1.7340	15200.	77	23474	No
270	GOM_NL__2PRFIN20060826_234342_000000332050_00374_23474_1451.N1	26-AUG-2006 23:43:42	Straylight	33.000	172	Gam Gru	3.0030	13100.	66	23474	No
271	GOM_NL__2PRFIN20060826_234955_000000432050_00374_23474_1452.N1	26-AUG-2006 23:49:55	Bright	42.500	142	49Del Cap	2.8500	8900.0	85	23474	No
272	GOM_NL__2PRFIN20060826_235308_000000332050_00374_23474_1453.N1	26-AUG-2006 23:53:08	Bright	33.000	154	22Bet Aqr	2.8990	5700.0	66	23474	No

3. Quality information per product

In this section it is plotted some information contained in the Quality Summary data set of the level 2 products. Only products in dark limb conditions and without errors (error flag in


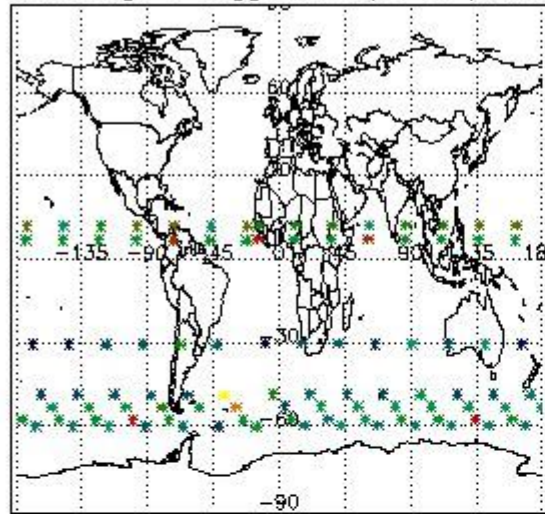
the MPH set to "0") are used.

3.1 Plot quality information per product (time dependant)

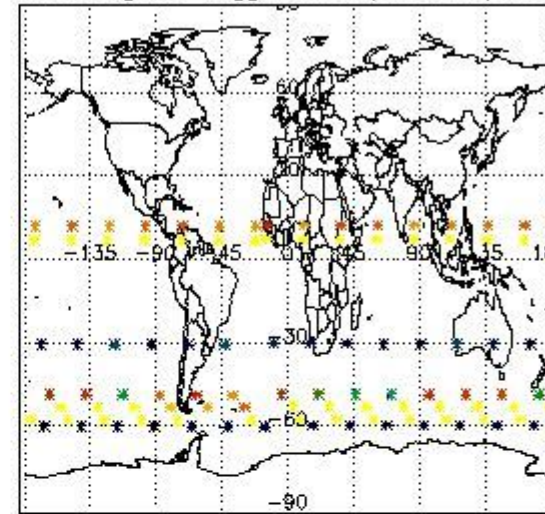


3.2 Plot quality information per product (world map)

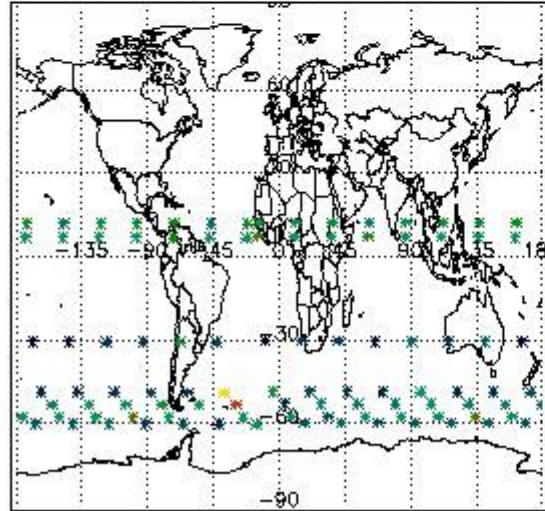
Percentage of flagged data per O3 profile



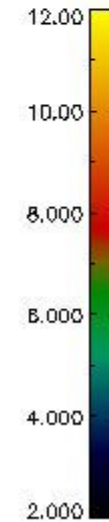
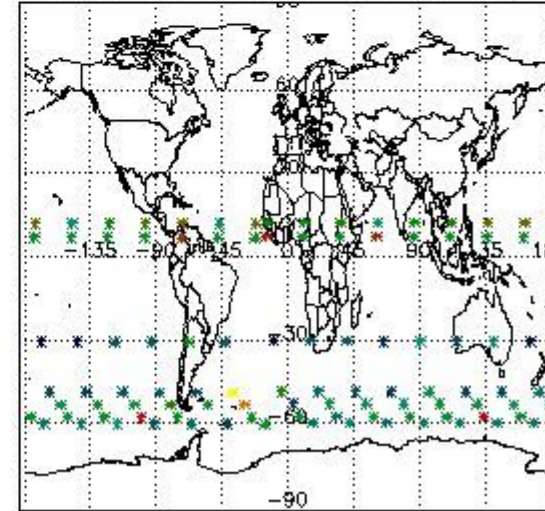
Percentage of flagged data per H2O profile



Percentage of flagged data per NO2 profile



Percentage of flagged data per NO3 profile

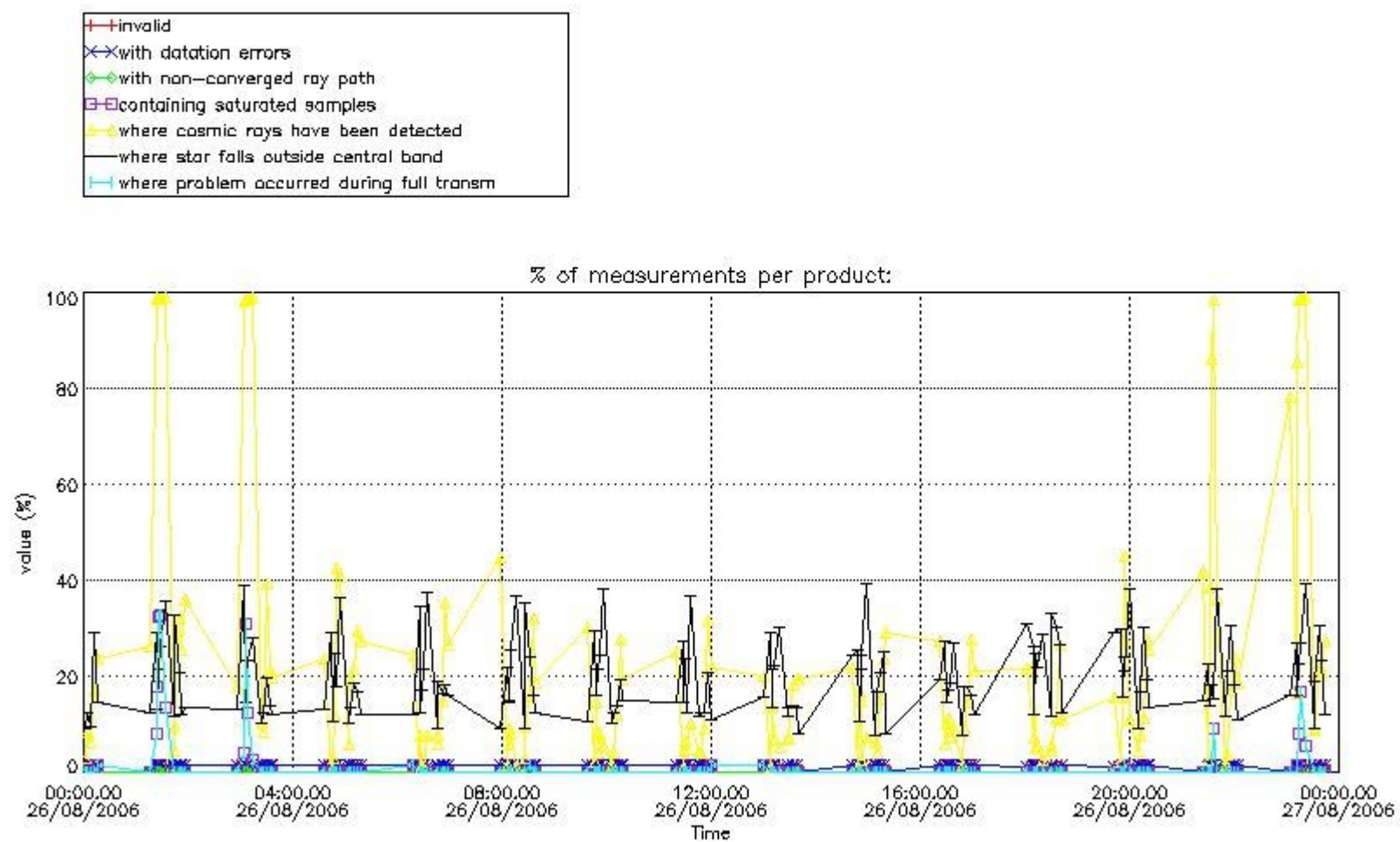


4. Level 1 quality information per product

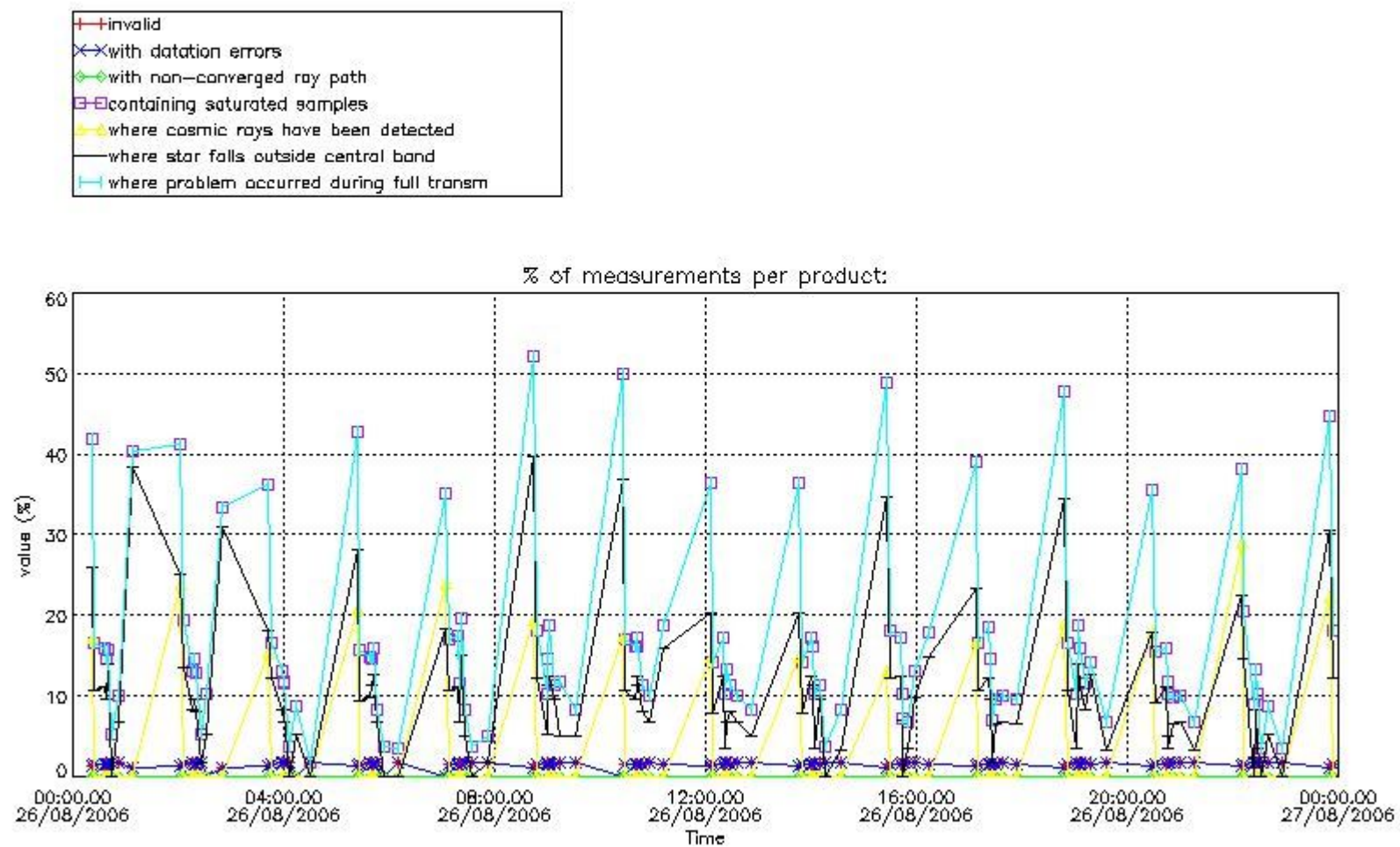
In this section it is plotted some information contained in the Quality Summary data set of the level 2 products that comes from the level 1b processing. Products without errors (error flag in the MPH set to "0") are used.

4.1 Plot quality information per product (time dependant) coming from level 1b processing

4.1.1 Plot level 1 quality information per product (time dependant): ENVISAT ASCENDING passes



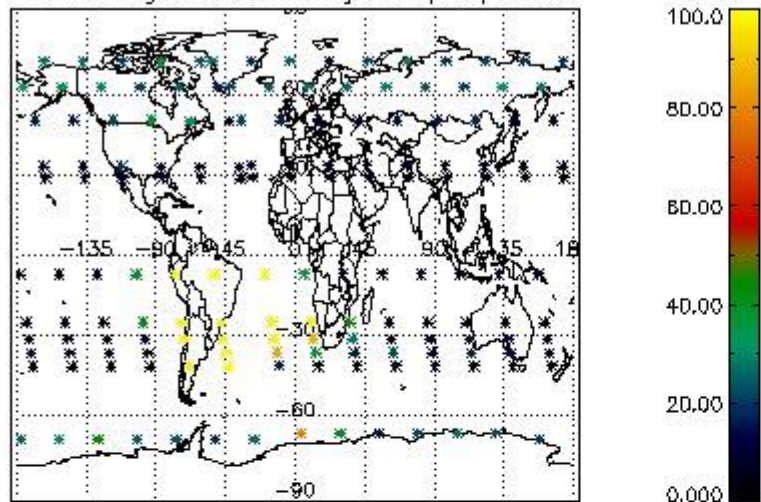
4.1.2 Plot level 1 quality information per product (time dependant): ENVI SAT DESCENDING passes



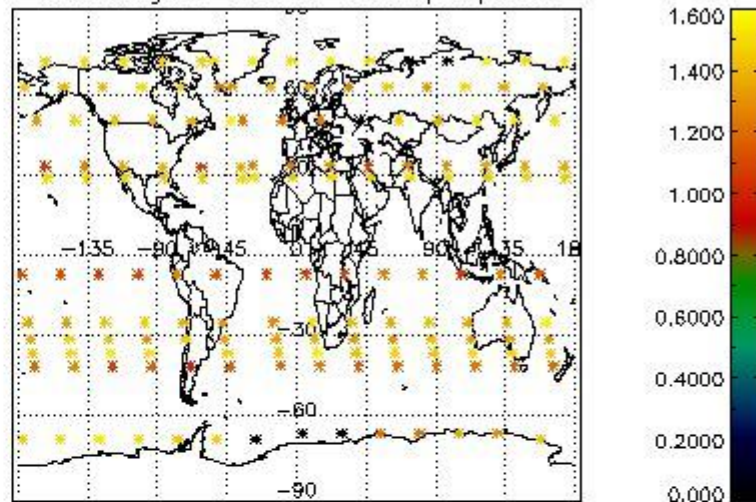
4.2 Plot quality information per product coming from level 1b processing (world map)

4.2.1 Plot level 1 quality information per product (world map): ENVISAT ASCENDING passes

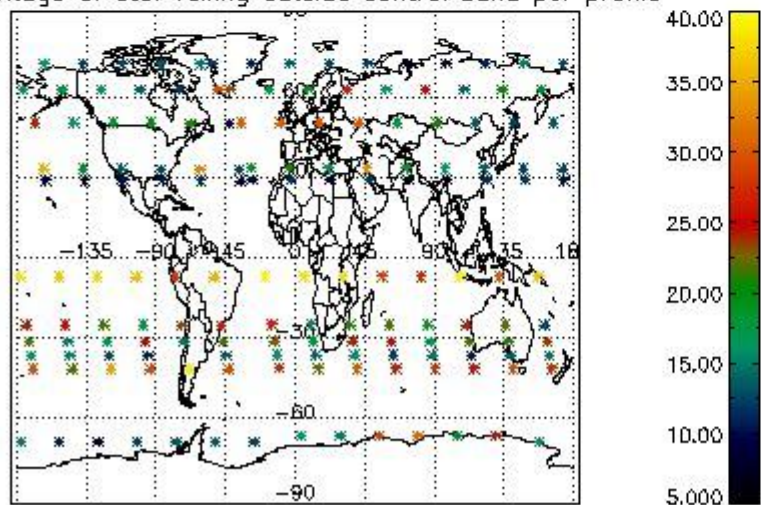
Percentage of cosmic ray hits per profile



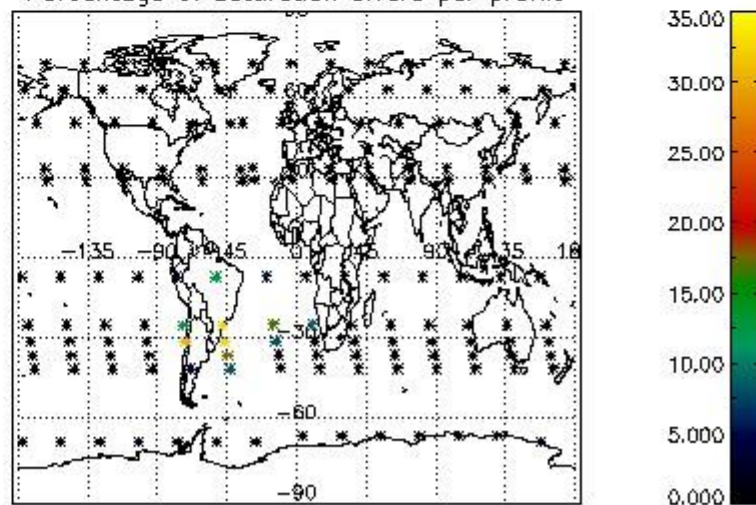
Percentage of datation errors per profile



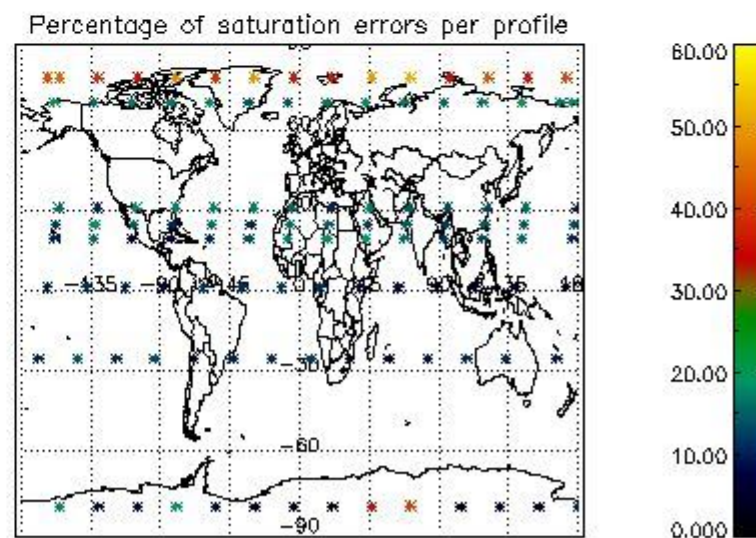
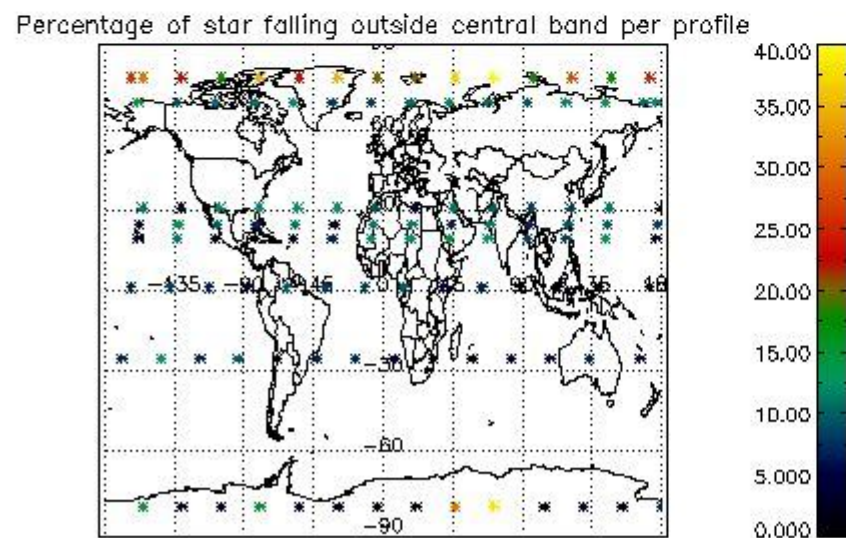
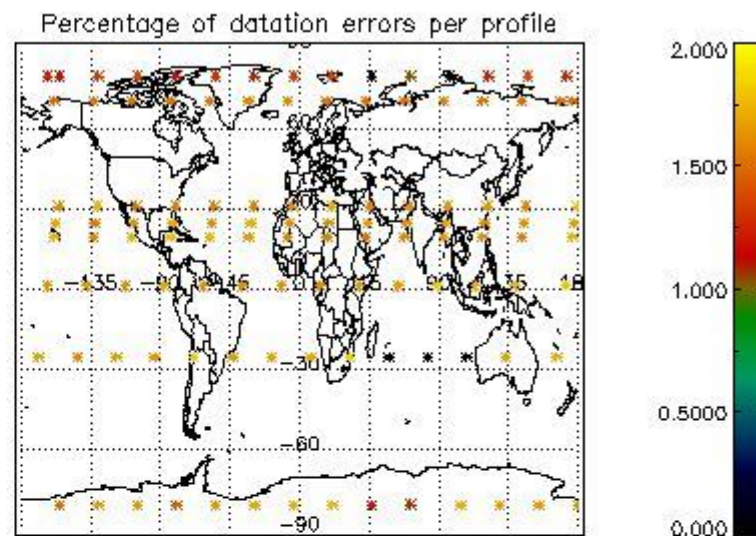
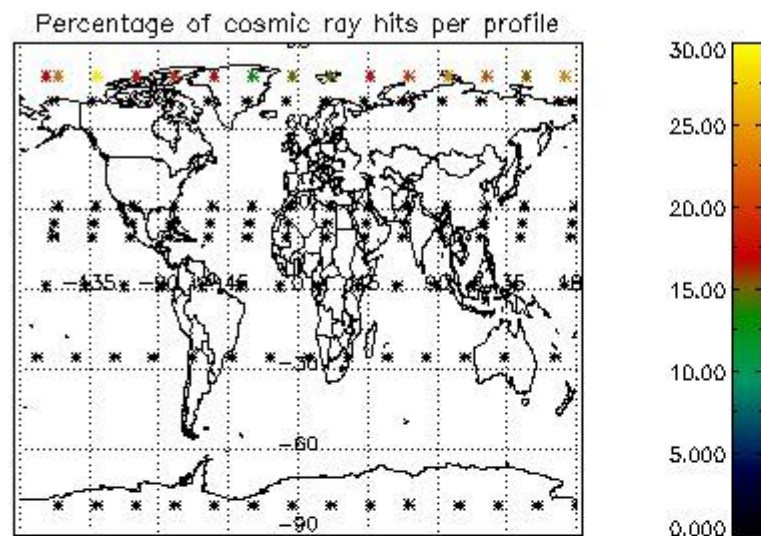
Percentage of star falling outside central band per profile



Percentage of saturation errors per profile



4.2.2 Plot level 1 quality information per product (world map): ENVISAT DESCENDING passes



5. Trace gas profiles

5.1 Ozone statistics based on quality of products

The final quality of the products can be "measured" using the STD (Standard Deviation) attached to every point profile. This information is written to the parameter GOM_NL__2P/NL_LOCAL_SPECIES_DENSITY/o3_std of the level 2 products. The table below shows the statistics for given STD ranges.

The statistics are given with respect to the overall valid production:

- Products without fatal errors: GOM_NL__2P/MPH/PRODUCT_ERR=0
- Valid point profile: GOM_NL__2P/NL_LOCAL_SPECIES_DENSITY/pcd(0)=0

The 'Criteria' is applied to valid points of dark limb products:

- Products in dark limb illumination condition: GOM_NL__2P/NL_SUMMARY_QUALITY/obs_ill_cond=0
- Products without fatal errors: GOM_NL__2P/MPH/PRODUCT_ERR=0
- Valid point profile: GOM_NL__2P/NL_LOCAL_SPECIES_DENSITY/pcd(0)=0

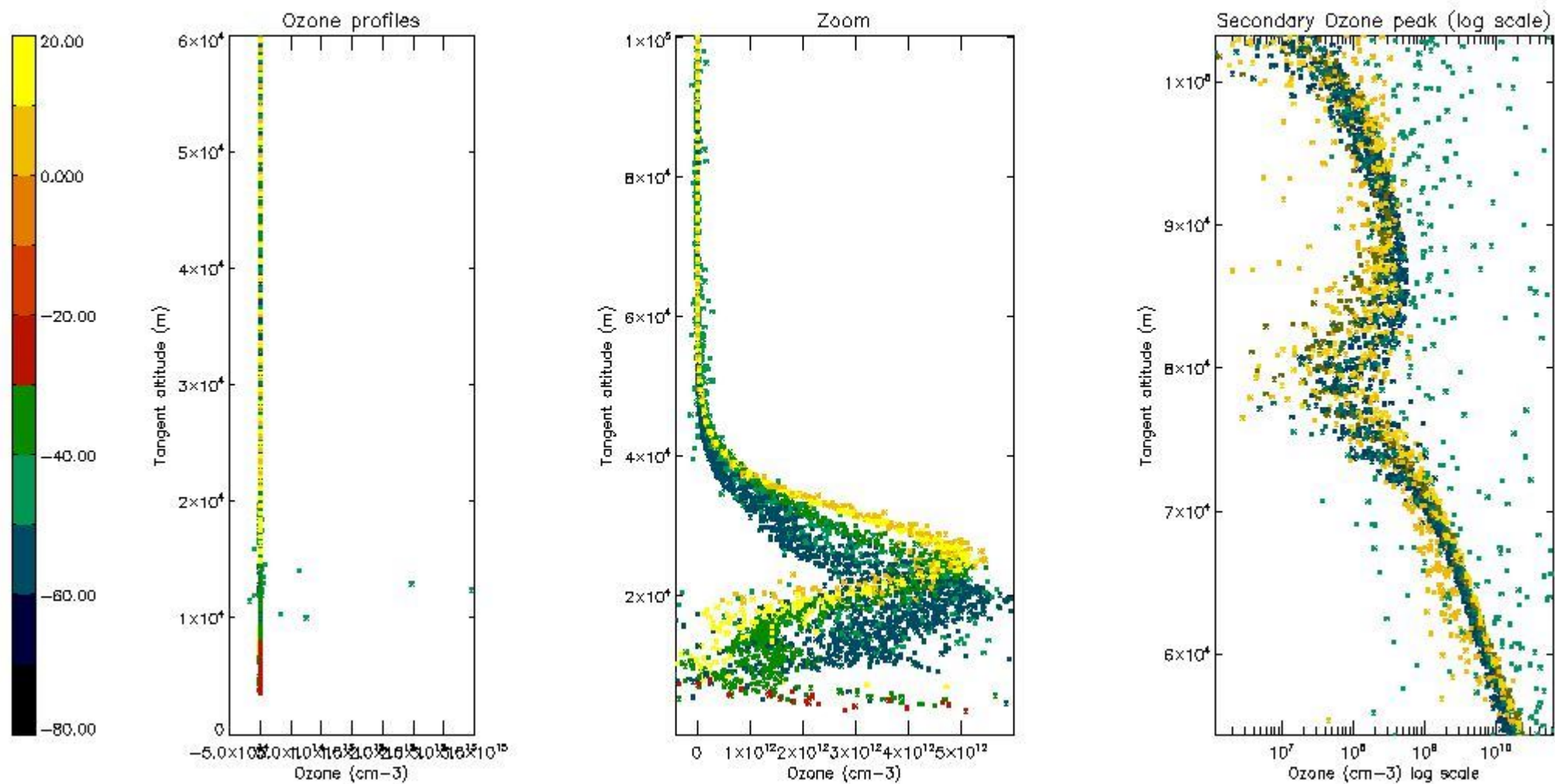
So, the table below shows the percentage of dark limb and valid observations for each criteria with respect to the overall valid daily observations.

Criteria	% of total production
All STD	40
STD < 20	27

STD < 10	22
STD < 5	17

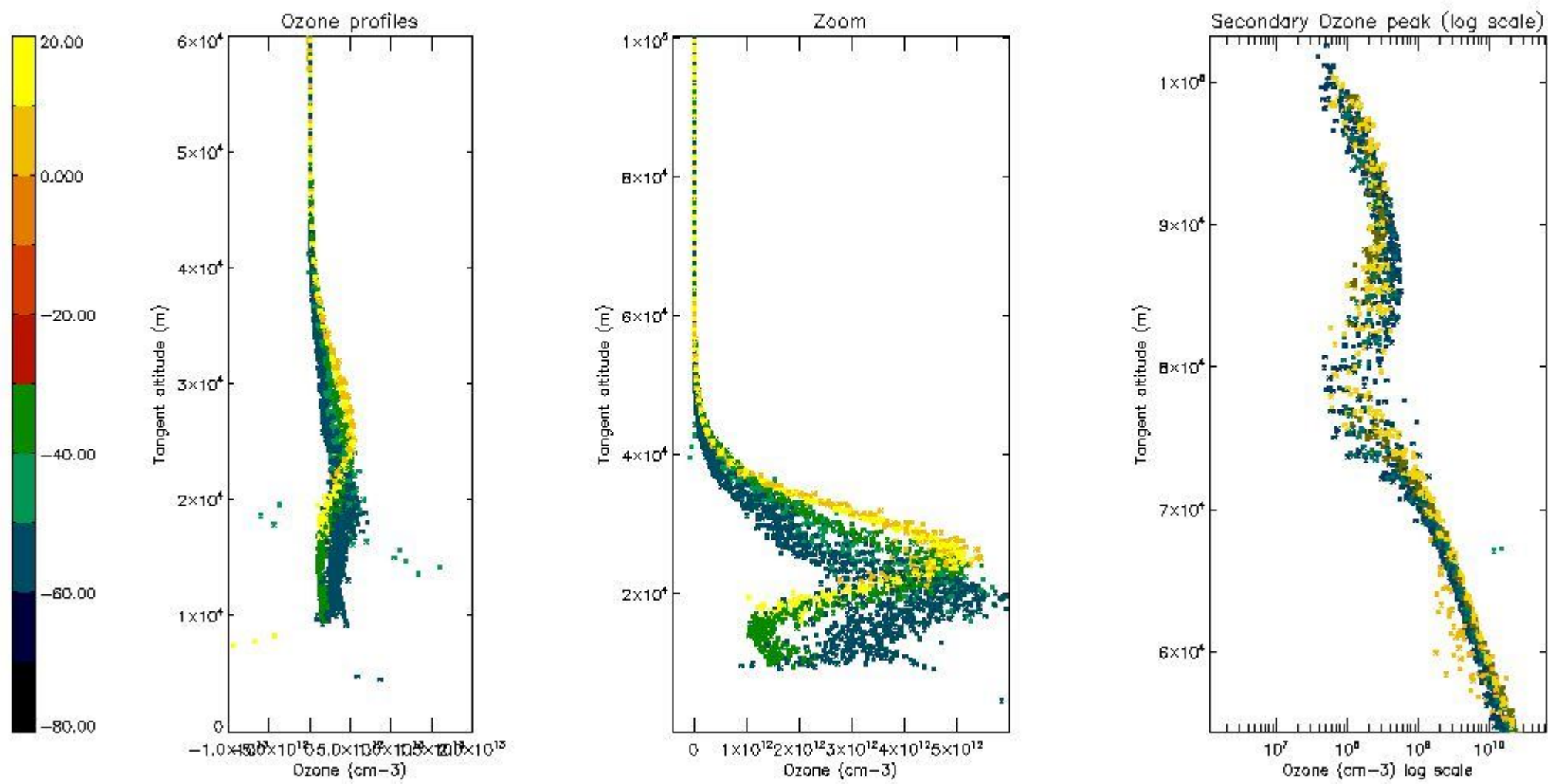
5.2 Plot ozone profiles for all STD (dark without errors)

The colorbar represents the latitude.



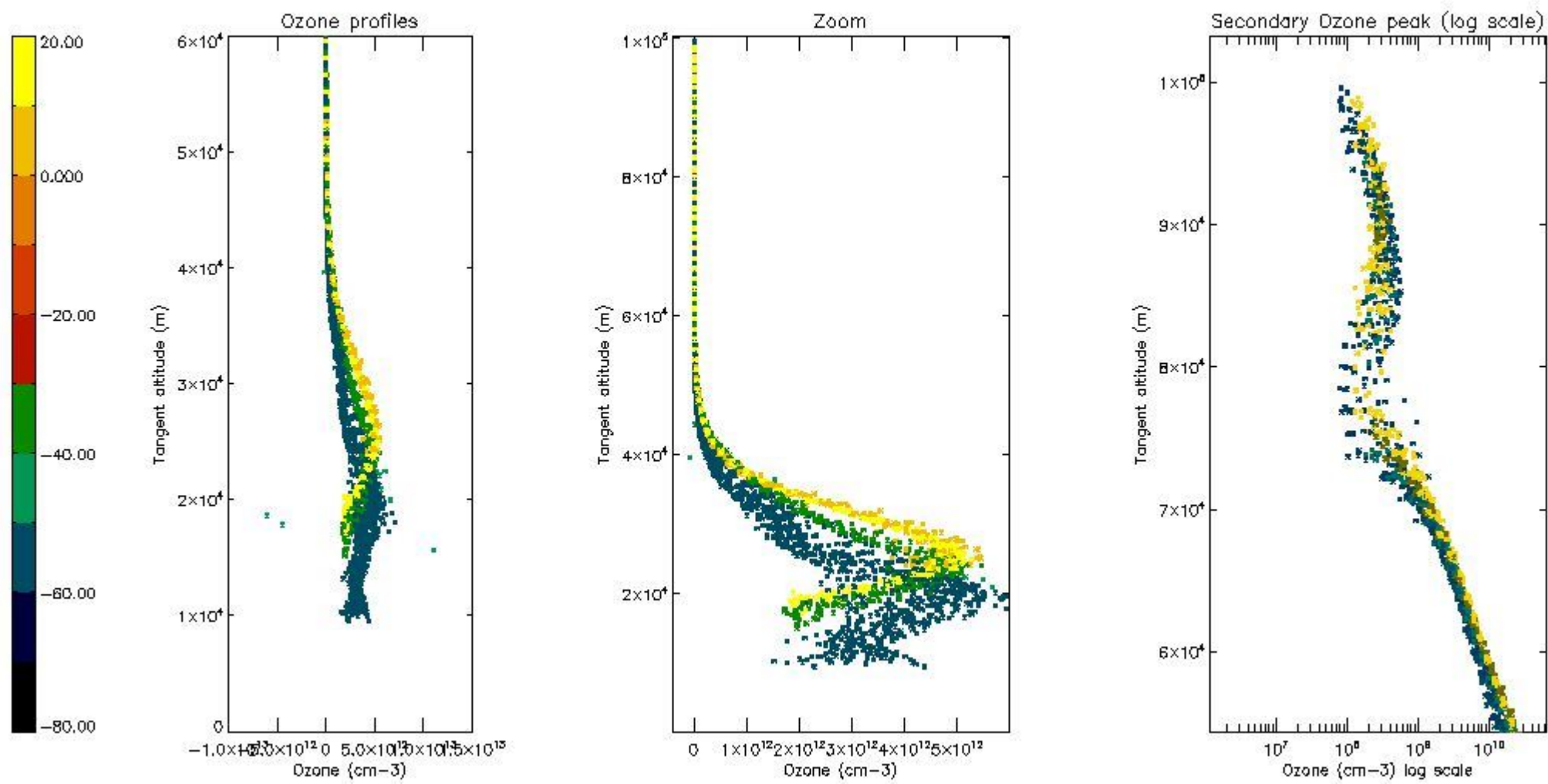
5.3 Plot ozone profiles where STD < 20% (dark without errors)

The colorbar represents the latitude.



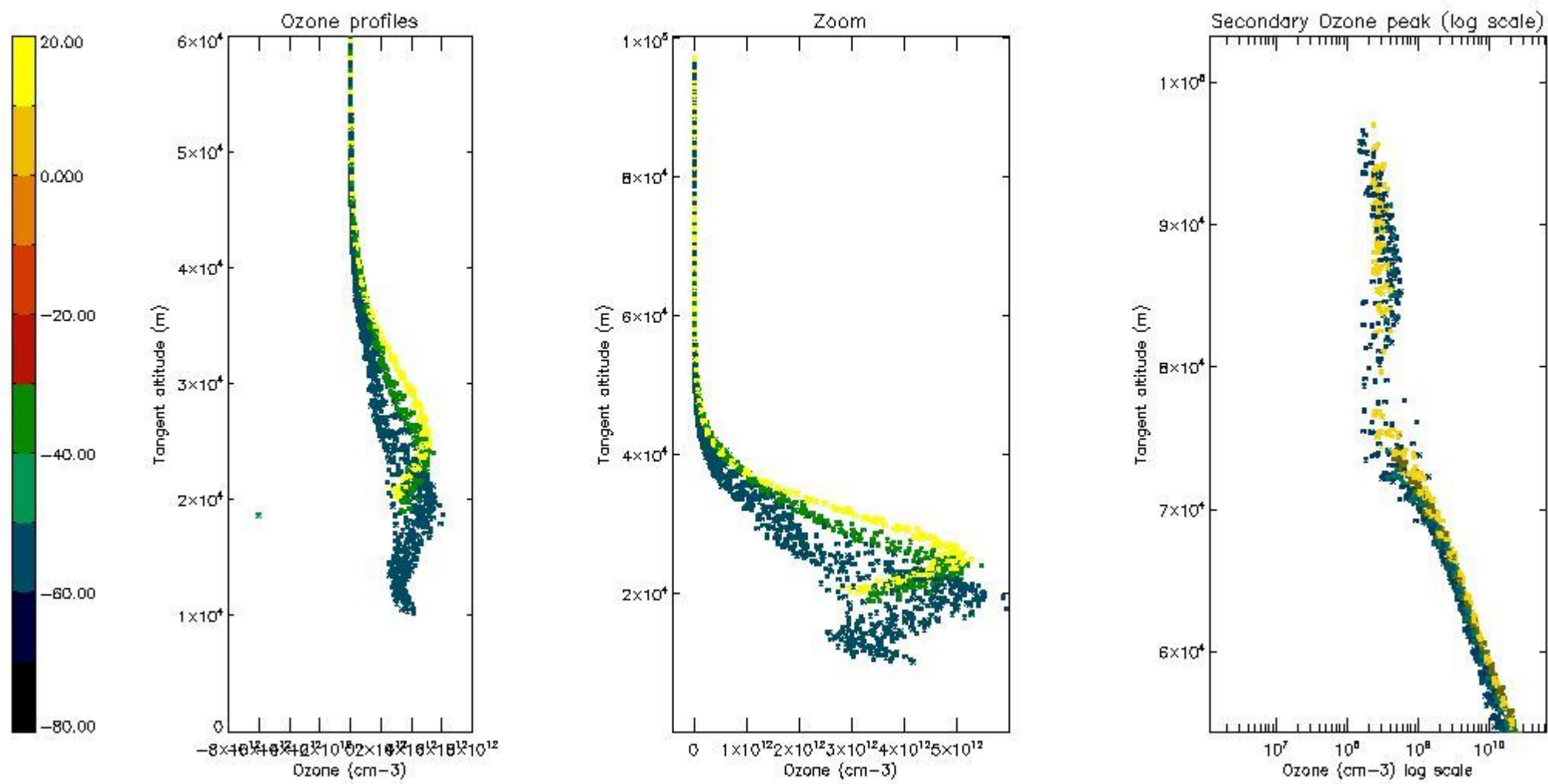
5.4 Plot ozone profiles where STD < 10% (dark without errors)

The colorbar represents the latitude.



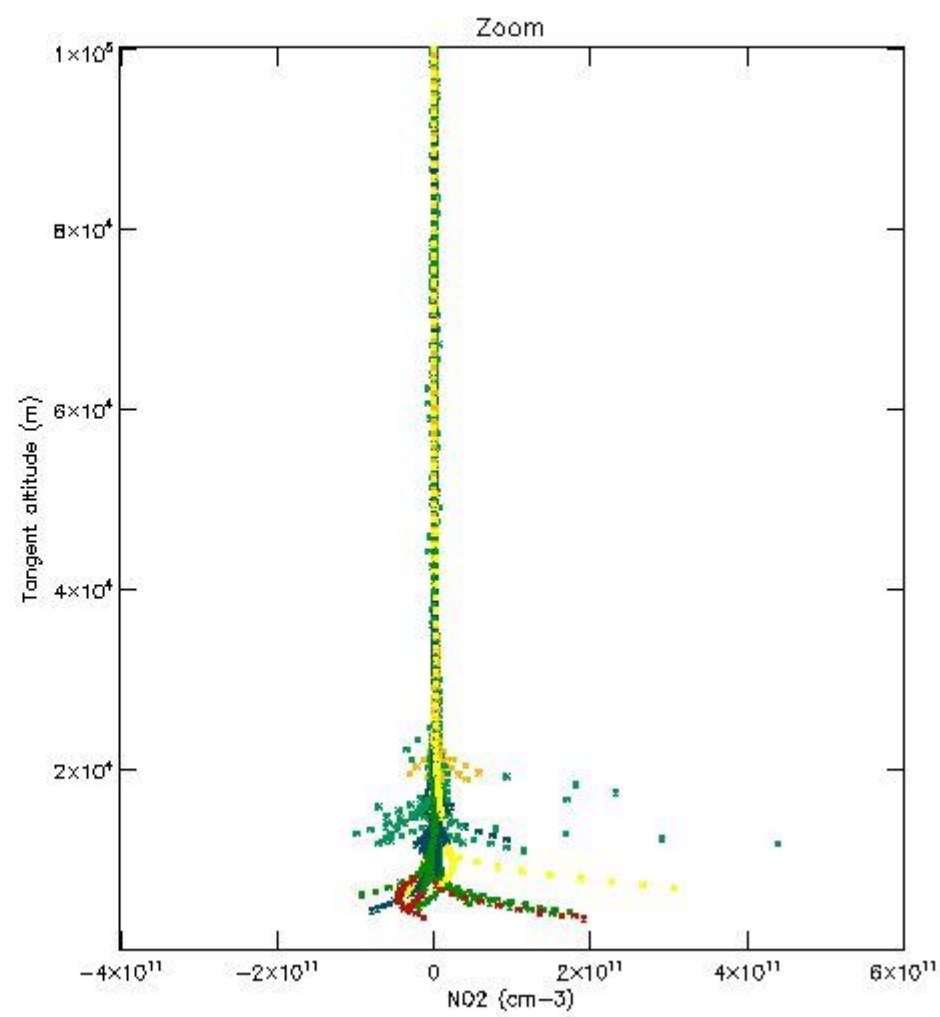
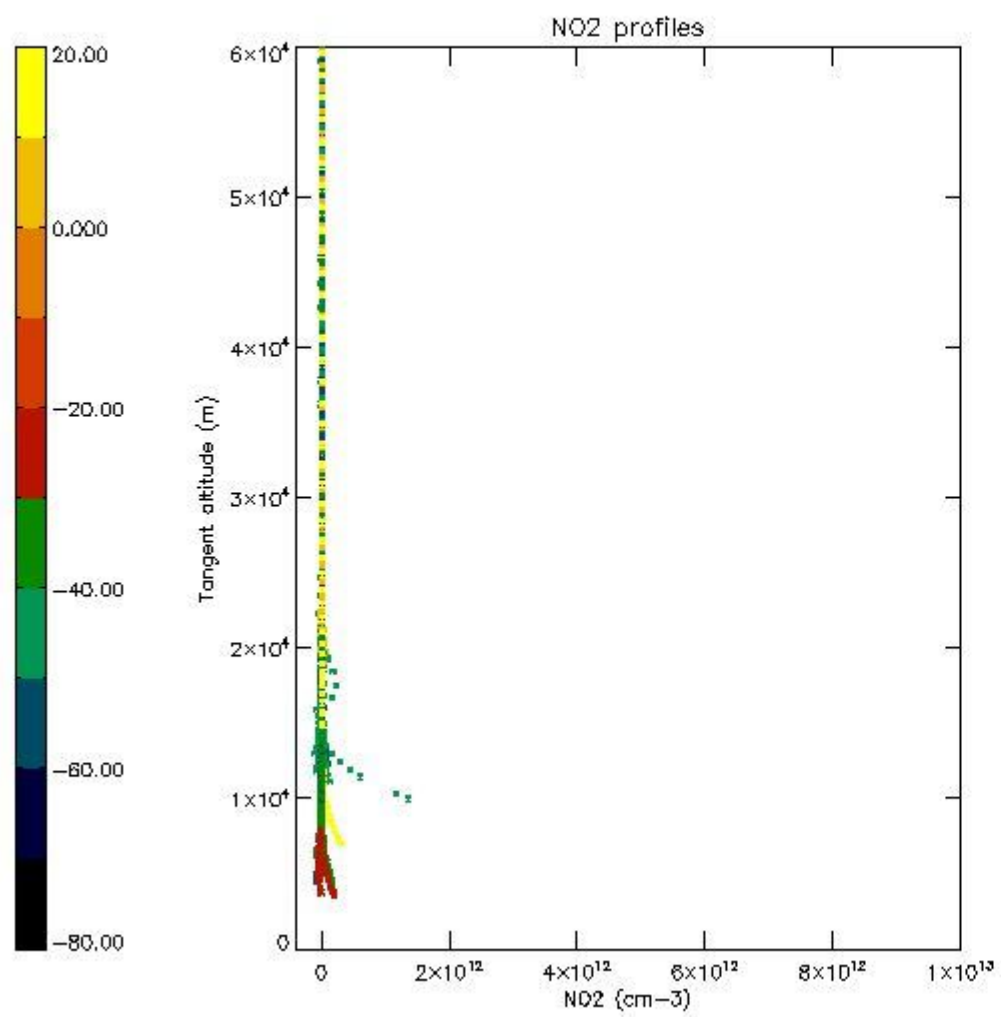
5.5 Plot ozone profiles where STD < 5% (dark without errors)

The colorbar represents the latitude.



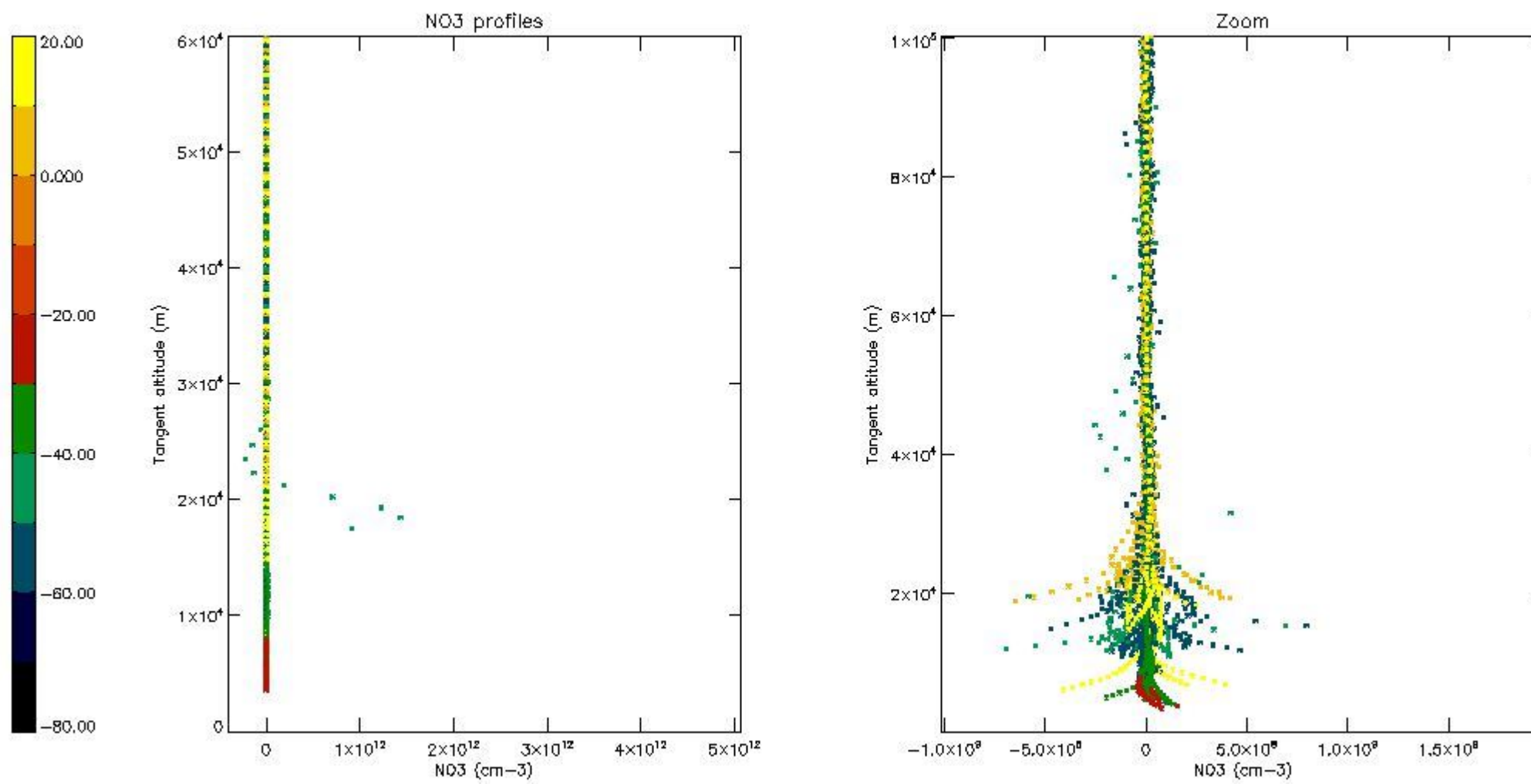
5.6 Plot NO₂ profiles for all STD (dark without errors)

The colorbar represents the latitude.



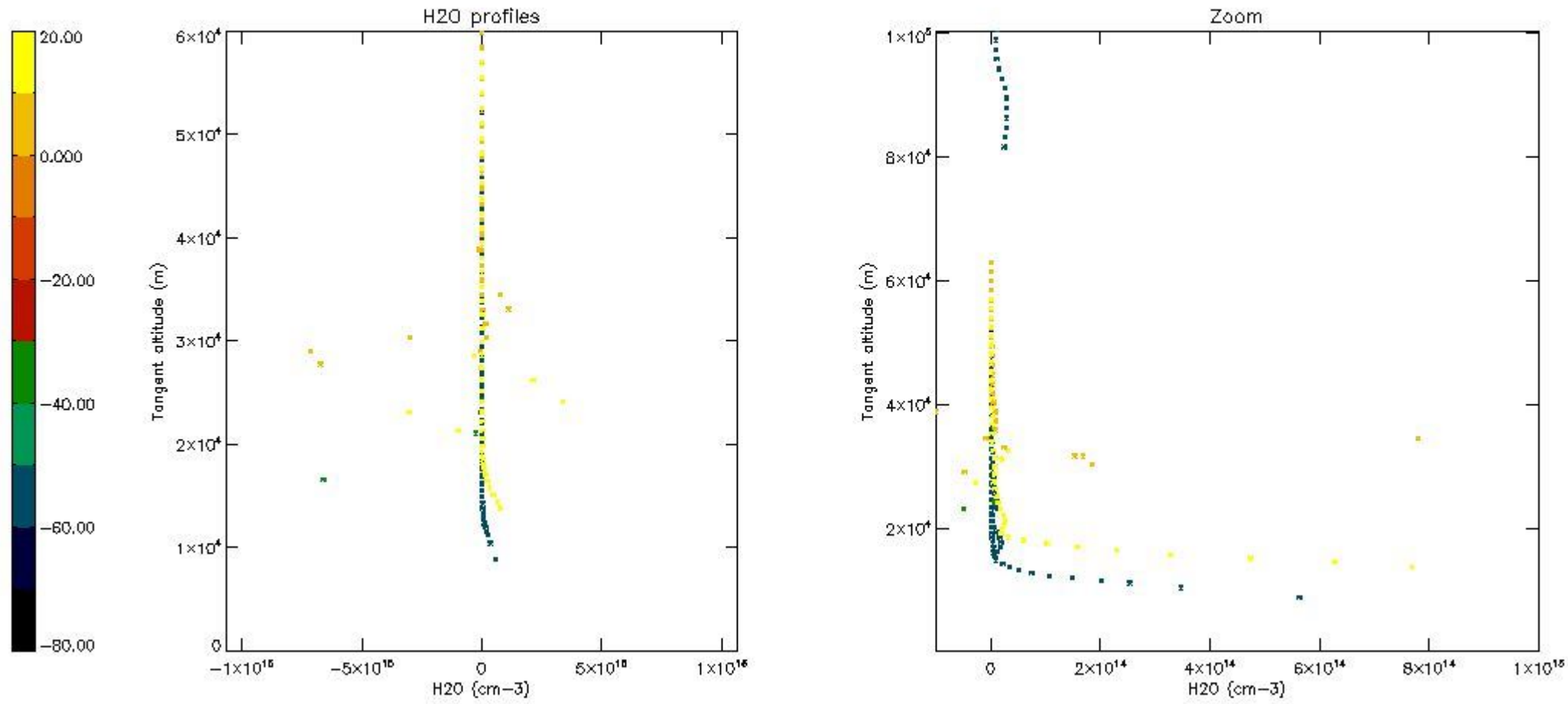
5.7 Plot NO3 profiles for all STD (dark without errors)

The colorbar represents the latitude.



5.8 Plot H2O profiles for all STD (only for occultations of stars 1,2,3,4,13,14,16,26,63 dark without errors)

The colorbar represents the latitude.



6. Auxiliary Data Files used for the production reported in section 2

The number reported in the third column indicates since which file (see list in section 2) the corresponding auxiliary file has been used. The fourth column is the date of those product files.

Type	Auxiliary Filename	Used since product	Used since product date
INST_PHYS_CHARACTERISTICS	GOM_INS_AXVIEC20091111_143220_20030716_120000_20500101_000000	1	26-AUG-2006 00:02:40
LEVEL-2_PROC_CONFIG	GOM_PR2_AXVIEC20091111_152718_20020301_000000_20500101_000000	1	26-AUG-2006 00:02:40
CROSS_SECTIONS_FILE	GOM_CR2_AXVIEC20091111_154832_20020301_000000_20500101_000000	1	26-AUG-2006 00:02:40

GOMOS Level 2 Daily Report

SUMMARY

[1. General Info](#)

[2. Summary of processed GOM_NL_2P products](#)

[3. Level 2 Quality information per product](#)

[3.1 Plot of level 2 quality information per product \(time dependant\)](#)

[3.2 Plot of level 2 quality information per product \(world map\)](#)

[4. Level 1 Quality information per product \(stored on level 2 products\)](#)

[4.1 Plot of level 1 quality information per product \(time dependant\)](#)

[4.1.1 Plot of level 1 quality information per product \(time dependant\): ASCENDING](#)

[4.1.2 Plot of level 1 quality information per product \(time dependant\): DESCENDING](#)

[4.2 Plot of level 1 quality information per product \(world map\)](#)

[4.2.1 Plot of level 1 quality information per product \(world map\): ASCENDING](#)

[4.2.2 Plot of level 1 quality information per product \(world map\): DESCENDING](#)

[5. Ozone profiles based on quality statistics and other trace gas profiles](#)

[5.1 Ozone statistics based on quality of products](#)

[5.2 Plot ozone profiles for all STD \(dark without errors\)](#)

[5.3 Plot ozone profiles where STD < 20% \(dark without errors\)](#)

[5.4. Plot ozone profiles where STD < 10% \(dark without errors\)](#)

[5.5. Plot ozone profiles where STD < 5% \(dark without errors\)](#)

[5.6 Plot NO2 profiles for all STD \(dark without errors\)](#)

[5.7 Plot NO3 profiles for all STD \(dark without errors\)](#)

[5.8 Plot H2O profiles \(only for occultations of stars 1,2,3,4,13,14,16,26,63 dark without errors\) for all STD](#)

[6. Auxiliary Data Files used for the production reported in section 2](#)

This report presents the daily analysis on parameters extracted from GOMOS level 2 data (GOM_NL__2P). It is intended to monitor some important parameters that will impact the quality of these products. A list of level 2 products (and content) that have arrived during the reporting day to the PCF is also given.

Item	Value
Time of report generation	24APR2013 03:37:36
Data source version	GOMOS/6.01
Start time of products	26-08-2006 (26AUG2006 00:00:00)
Stop time of products	27-08-2006 (27AUG2006 00:00:00)
Store outputs in DB	Yes
Nb of level 2 prods	272
Nb of prods with errors	0

2. Summary of processed GOM_NL__2P products.

Nr	Filename	UTC Start time	Limb	Duration	Star Id	Star Name	Star Mag	Star Temp	Nb Meas	Orbit	Prod. error
1	GOM_NL__2PRFIN20060826_000240_000000342050_00360_23460_1416.N1	26-AUG-2006 00:02:40	Dark	33.500	143	Alp Hyi	2.8570	7200.0	67	23460	No
2	GOM_NL__2PRFIN20060826_000351_000000372050_00360_23460_1417.N1	26-AUG-2006 00:03:51	Dark	36.500	9	Alp Eri	0.45300	24000.	73	23460	No
3	GOM_NL__2PRFIN20060826_000845_000000322050_00360_23460_1418.N1	26-AUG-2006 00:08:45	Straylight	32.000	148	Alp Tuc	2.8780	4100.0	64	23460	No
4	GOM_NL__2PRFIN20060826_001223_000000412050_00360_23460_1419.N1	26-AUG-2006 00:12:23	Straylight	41.000	31	Alp Gru	1.7340	15200.	82	23460	No
5	GOM_NL__2PRFIN20060826_001516_000000342050_00360_23460_1420.N1	26-AUG-2006 00:15:16	Straylight	34.000	172	Gam Gru	3.0030	13100.	68	23460	No
6	GOM_NL__2PRFIN20060826_002131_000000412050_00360_23460_1421.N1	26-AUG-2006 00:21:31	Bright	40.500	142	49Del Cap	2.8500	8900.0	81	23460	No
7	GOM_NL__2PRFIN20060826_002444_000000332050_00360_23460_1422.N1	26-AUG-2006 00:24:44	Bright	33.000	154	22Bet Aqr	2.8990	5700.0	66	23460	No
8	GOM_NL__2PRFIN20060826_003609_000000322050_00360_23460_1423.N1	26-AUG-2006 00:36:09	Bright	31.500	92	53Eps Cyg	2.5000	4500.0	63	23460	No
9	GOM_NL__2PRFIN20060826_003755_000000312050_00360_23460_1424.N1	26-AUG-2006 00:37:55	Bright	31.000	66	37Gam Cyg	2.2080	5900.0	62	23460	No
10	GOM_NL__2PRFIN20060826_003921_000000322050_00360_23460_1425.N1	26-AUG-2006 00:39:21	Bright	32.000	19	50Alp Cyg	1.2460	10500.	64	23460	No
11	GOM_NL__2PRFIN20060826_004430_000000292050_00360_23460_1426.N1	26-AUG-2006 00:44:30	Bright	28.500	89	5Alp Cep	2.4510	8000.0	57	23460	No
12	GOM_NL__2PRFIN20060826_005158_000000302050_00360_23460_1427.N1	26-AUG-2006 00:51:58	Bright	30.000	49	1Alp UMi	1.9900	6300.0	60	23460	No
13	GOM_NL__2PRFIN20060826_010842_000000472050_00360_23460_1428.N1	26-AUG-2006 01:08:42	Bright	47.000	24	66Alp Gem	1.5800	10200.	94	23460	No
14	GOM_NL__2PRFIN20060826_011532_000000332050_00360_23460_1429.N1	26-AUG-2006 01:15:32	Twilight	32.500	153	3Bet CMi	2.8940	13100.	65	23460	No
15	GOM_NL__2PRFIN20060826_012328_000000432050_00360_23460_1430.N1	26-AUG-2006 01:23:28	Dark	43.000	1	9Alp CMa	-1.4400	11000.	86	23460	No
16	GOM_NL__2PRFIN20060826_012453_000000342050_00360_23460_1431.N1	26-AUG-2006 01:24:53	Dark	34.000	179	24Omi2CMa	3.0320	24000.	68	23460	No
17	GOM_NL__2PRFIN20060826_012622_000000372050_00360_23460_1432.N1	26-AUG-2006 01:26:22	Dark	37.000	23	21Eps CMa	1.5020	26000.	74	23460	No
18	GOM_NL__2PRFIN20060826_012807_000000382050_00360_23460_1433.N1	26-AUG-2006 01:28:07	Dark	38.000	117	Pi Pup	2.7060	3800.0	76	23460	No
19	GOM_NL__2PRFIN20060826_013310_000000452050_00360_23460_1434.N1	26-AUG-2006 01:33:10	Dark	45.000	2	Alp Car	-0.73600	7000.0	90	23460	No
20	GOM_NL__2PRFIN20060826_014317_000000352050_00361_23461_1417.N1	26-AUG-2006 01:43:17	Dark	34.500	143	Alp Hyi	2.8570	7200.0	69	23461	No
21	GOM_NL__2PRFIN20060826_014428_000000482050_00361_23461_1418.N1	26-AUG-2006 01:44:28	Dark	47.500	9	Alp Eri	0.45300	24000.	95	23461	No
22	GOM_NL__2PRFIN20060826_014921_000000362050_00361_23461_1419.N1	26-AUG-2006 01:49:21	Straylight	36.000	148	Alp Tuc	2.8780	4100.0	72	23461	No
23	GOM_NL__2PRFIN20060826_015259_000000342050_00361_23461_1420.N1	26-AUG-2006 01:52:59	Straylight	33.500	31	Alp Gru	1.7340	15200.	67	23461	No
24	GOM_NL__2PRFIN20060826_015552_000000342050_00361_23461_1421.N1	26-AUG-2006 01:55:52	Straylight	33.500	172	Gam Gru	3.0030	13100.	67	23461	No
25	GOM_NL__2PRFIN20060826_020207_000000402050_00361_23461_1422.N1	26-AUG-2006 02:02:07	Bright	40.000	142	49Del Cap	2.8500	8900.0	80	23461	No
26	GOM_NL__2PRFIN20060826_020520_000000342050_00361_23461_1423.N1	26-AUG-2006 02:05:20	Bright	33.500	154	22Bet Aqr	2.8990	5700.0	67	23461	No
27	GOM_NL__2PRFIN20060826_021645_000000312050_00361_23461_1424.N1	26-AUG-2006 02:16:45	Bright	30.500	92	53Eps Cyg	2.5000	4500.0	61	23461	No
28	GOM_NL__2PRFIN20060826_021831_000000312050_00361_23461_1425.N1	26-AUG-2006 02:18:31	Bright	31.000	66	37Gam Cyg	2.2080	5900.0	62	23461	No
29	GOM_NL__2PRFIN20060826_021957_000000312050_00361_23461_1426.N1	26-AUG-2006 02:19:57	Bright	31.000	19	50Alp Cyg	1.2460	10500.	62	23461	No
30	GOM_NL__2PRFIN20060826_022505_000000292050_00361_23461_1427.N1	26-AUG-2006 02:25:05	Bright	28.500	89	5Alp Cep	2.4510	8000.0	57	23461	No
31	GOM_NL__2PRFIN20060826_023234_000000292050_00361_23461_1428.N1	26-AUG-2006 02:32:34	Bright	29.000	49	1Alp UMi	1.9900	6300.0	58	23461	No
32	GOM_NL__2PRFIN20060826_024918_000000422050_00361_23461_1429.N1	26-AUG-2006 02:49:18	Bright	42.000	24	66Alp Gem	1.5800	10200.	84	23461	No
33	GOM_NL__2PRFIN20060826_025608_000000342050_00361_23461_1430.N1	26-AUG-2006 02:56:08	Twilight	34.000	153	3Bet CMi	2.8940	13100.	68	23461	No
34	GOM_NL__2PRFIN20060826_030405_000000502050_00361_23461_1431.N1	26-AUG-2006 03:04:05	Dark	50.000	1	9Alp CMa	-1.4400	11000.	100	23461	No
35	GOM_NL__2PRFIN20060826_030658_000000342050_00361_23461_1432.N1	26-AUG-2006 03:06:58	Dark	34.000	23	21Eps CMa	1.5020	26000.	68	23461	No
36	GOM_NL__2PRFIN20060826_030843_000000372050_00361_23461_1433.N1	26-AUG-2006 03:08:43	Dark	36.500	117	Pi Pup	2.7060	3800.0	73	23461	No
37	GOM_NL__2PRFIN20060826_031347_000000402050_00361_23461_1434.N1	26-AUG-2006 03:13:47	Dark	39.500	2	Alp Car	-0.73600	7000.0	79	23461	No
38	GOM_NL__2PRFIN20060826_032353_000000352050_00362_23462_1419.N1	26-AUG-2006 03:23:53	Dark	34.500	143	Alp Hyi	2.8570	7200.0	69	23462	No
39	GOM_NL__2PRFIN20060826_032505_000000362050_00362_23462_1420.N1	26-AUG-2006 03:25:05	Dark	36.000	9	Alp Eri	0.45300	24000.	72	23462	No
40	GOM_NL__2PRFIN20060826_032958_000000362050_00362_23462_1421.N1	26-AUG-2006 03:29:58	Straylight	35.500	148	Alp Tuc	2.8780	4100.0	71	23462	No
41	GOM_NL__2PRFIN20060826_033336_000000332050_00362_23462_1422.N1	26-AUG-2006 03:33:36	Straylight	33.000	31	Alp Gru	1.7340	15200.	66	23462	No
42	GOM_NL__2PRFIN20060826_033628_000000332050_00362_23462_1423.N1	26-AUG-2006 03:36:28	Straylight	33.000	172	Gam Gru	3.0030	13100.	66	23462	No

43	GOM_NL__2PRFIN20060826_034243_000000362050_00362_23462_1424.N1	26-AUG-2006 03:42:43	Bright	36.000	142	49Del Cap	2.8500	8900.0	72	23462	No
44	GOM_NL__2PRFIN20060826_034556_000000332050_00362_23462_1425.N1	26-AUG-2006 03:45:56	Bright	33.000	154	22Bet Aqr	2.8990	5700.0	66	23462	No
45	GOM_NL__2PRFIN20060826_035721_000000312050_00362_23462_1426.N1	26-AUG-2006 03:57:21	Bright	30.500	92	53Eps Cyg	2.5000	4500.0	61	23462	No
46	GOM_NL__2PRFIN20060826_035907_000000302050_00362_23462_1427.N1	26-AUG-2006 03:59:07	Bright	29.500	66	37Gam Cyg	2.2080	5900.0	59	23462	No
47	GOM_NL__2PRFIN20060826_040033_000000302050_00362_23462_1428.N1	26-AUG-2006 04:00:33	Bright	30.000	19	50Alp Cyg	1.2460	10500.	60	23462	No
48	GOM_NL__2PRFIN20060826_040541_000000282050_00362_23462_1429.N1	26-AUG-2006 04:05:41	Bright	27.500	89	5Alp Cep	2.4510	8000.0	55	23462	No
49	GOM_NL__2PRFIN20060826_041310_000000292050_00362_23462_1430.N1	26-AUG-2006 04:13:10	Bright	29.000	49	1Alp UMi	1.9900	6300.0	58	23462	No
50	GOM_NL__2PRFIN20060826_042954_000000292050_00362_23462_1431.N1	26-AUG-2006 04:29:54	Bright	28.500	24	66Alp Gem	1.5800	10200.	57	23462	No
51	GOM_NL__2PRFIN20060826_043645_000000342050_00362_23462_1432.N1	26-AUG-2006 04:36:45	Twilight	34.000	153	3Bet CMi	2.8940	13100.	68	23462	No
52	GOM_NL__2PRFIN20060826_044441_000000432050_00362_23462_1433.N1	26-AUG-2006 04:44:41	Dark	43.000	1	9Alp CMa	-1.4400	11000.	86	23462	No
53	GOM_NL__2PRFIN20060826_044606_000000332050_00362_23462_1434.N1	26-AUG-2006 04:46:06	Dark	33.000	179	24Omi2CMa	3.0320	24000.	66	23462	No
54	GOM_NL__2PRFIN20060826_044734_000000392050_00362_23462_1435.N1	26-AUG-2006 04:47:34	Dark	38.500	23	21Eps CMa	1.5020	26000.	77	23462	No
55	GOM_NL__2PRFIN20060826_044919_000000342050_00362_23462_1436.N1	26-AUG-2006 04:49:19	Dark	34.000	117	Pi Pup	2.7060	3800.0	68	23462	No
56	GOM_NL__2PRFIN20060826_045423_000000462050_00362_23462_1437.N1	26-AUG-2006 04:54:23	Dark	45.500	2	Alp Car	-0.73600	7000.0	91	23462	No
57	GOM_NL__2PRFIN20060826_050430_000000342050_00363_23463_1420.N1	26-AUG-2006 05:04:30	Dark	34.000	143	Alp Hyi	2.8570	7200.0	68	23463	No
58	GOM_NL__2PRFIN20060826_050541_000000372050_00363_23463_1421.N1	26-AUG-2006 05:05:41	Dark	37.000	9	Alp Eri	0.45300	24000.	74	23463	No
59	GOM_NL__2PRFIN20060826_051034_000000352050_00363_23463_1422.N1	26-AUG-2006 05:10:34	Straylight	35.000	148	Alp Tuc	2.8780	4100.0	70	23463	No
60	GOM_NL__2PRFIN20060826_051412_000000362050_00363_23463_1423.N1	26-AUG-2006 05:14:12	Straylight	35.500	31	Alp Gru	1.7340	15200.	71	23463	No
61	GOM_NL__2PRFIN20060826_051704_000000332050_00363_23463_1424.N1	26-AUG-2006 05:17:04	Straylight	33.000	172	Gam Gru	3.0030	13100.	66	23463	No
62	GOM_NL__2PRFIN20060826_052319_000000412050_00363_23463_1425.N1	26-AUG-2006 05:23:19	Bright	41.000	142	49Del Cap	2.8500	8900.0	82	23463	No
63	GOM_NL__2PRFIN20060826_052632_000000322050_00363_23463_1426.N1	26-AUG-2006 05:26:32	Bright	32.000	154	22Bet Aqr	2.8990	5700.0	64	23463	No
64	GOM_NL__2PRFIN20060826_053757_000000312050_00363_23463_1427.N1	26-AUG-2006 05:37:57	Bright	30.500	92	53Eps Cyg	2.5000	4500.0	61	23463	No
65	GOM_NL__2PRFIN20060826_053943_000000312050_00363_23463_1428.N1	26-AUG-2006 05:39:43	Bright	31.000	66	37Gam Cyg	2.2080	5900.0	62	23463	No
66	GOM_NL__2PRFIN20060826_054109_000000322050_00363_23463_1429.N1	26-AUG-2006 05:41:09	Bright	31.500	19	50Alp Cyg	1.2460	10500.	63	23463	No
67	GOM_NL__2PRFIN20060826_054617_000000302050_00363_23463_1430.N1	26-AUG-2006 05:46:17	Bright	30.000	89	5Alp Cep	2.4510	8000.0	60	23463	No
68	GOM_NL__2PRFIN20060826_055346_000000272050_00363_23463_1431.N1	26-AUG-2006 05:53:46	Bright	27.000	49	1Alp UMi	1.9900	6300.0	54	23463	No
69	GOM_NL__2PRFIN20060826_061030_000000292050_00363_23463_1432.N1	26-AUG-2006 06:10:30	Bright	29.000	24	66Alp Gem	1.5800	10200.	58	23463	No
70	GOM_NL__2PRFIN20060826_061721_000000332050_00363_23463_1433.N1	26-AUG-2006 06:17:21	Twilight	33.000	153	3Bet CMi	2.8940	13100.	66	23463	No
71	GOM_NL__2PRFIN20060826_062518_000000472050_00363_23463_1434.N1	26-AUG-2006 06:25:18	Dark	46.500	1	9Alp CMa	-1.4400	11000.	93	23463	No
72	GOM_NL__2PRFIN20060826_062643_000000332050_00363_23463_1435.N1	26-AUG-2006 06:26:43	Dark	32.500	179	24Omi2CMa	3.0320	24000.	65	23463	No
73	GOM_NL__2PRFIN20060826_062811_000000352050_00363_23463_1436.N1	26-AUG-2006 06:28:11	Dark	35.000	23	21Eps CMa	1.5020	26000.	70	23463	No
74	GOM_NL__2PRFIN20060826_062955_000000352050_00363_23463_1437.N1	26-AUG-2006 06:29:55	Dark	35.000	117	Pi Pup	2.7060	3800.0	70	23463	No
75	GOM_NL__2PRFIN20060826_063459_000000472050_00363_23463_1438.N1	26-AUG-2006 06:34:59	Dark	46.500	2	Alp Car	-0.73600	7000.0	93	23463	No
76	GOM_NL__2PRFIN20060826_064506_000000342050_00364_23464_1420.N1	26-AUG-2006 06:45:06	Dark	33.500	143	Alp Hyi	2.8570	7200.0	67	23464	No
77	GOM_NL__2PRFIN20060826_064618_000000402050_00364_23464_1421.N1	26-AUG-2006 06:46:18	Dark	39.500	9	Alp Eri	0.45300	24000.	79	23464	No
78	GOM_NL__2PRFIN20060826_065110_000000342050_00364_23464_1422.N1	26-AUG-2006 06:51:10	Straylight	33.500	148	Alp Tuc	2.8780	4100.0	67	23464	No
79	GOM_NL__2PRFIN20060826_065448_000000362050_00364_23464_1423.N1	26-AUG-2006 06:54:48	Straylight	35.500	31	Alp Gru	1.7340	15200.	71	23464	No
80	GOM_NL__2PRFIN20060826_065741_000000342050_00364_23464_1424.N1	26-AUG-2006 06:57:41	Straylight	34.000	172	Gam Gru	3.0030	13100.	68	23464	No
81	GOM_NL__2PRFIN20060826_070355_000000362050_00364_23464_1425.N1	26-AUG-2006 07:03:55	Bright	35.500	142	49Del Cap	2.8500	8900.0	71	23464	No
82	GOM_NL__2PRFIN20060826_070708_000000332050_00364_23464_1426.N1	26-AUG-2006 07:07:08	Bright	32.500	154	22Bet Aqr	2.8990	5700.0	65	23464	No
83	GOM_NL__2PRFIN20060826_071833_000000322050_00364_23464_1427.N1	26-AUG-2006 07:18:33	Bright	31.500	92	53Eps Cyg	2.5000	4500.0	63	23464	No
84	GOM_NL__2PRFIN20060826_072019_000000302050_00364_23464_1428.N1	26-AUG-2006 07:20:19	Bright	30.000	66	37Gam Cyg	2.2080	5900.0	60	23464	No
85	GOM_NL__2PRFIN20060826_072145_000000332050_00364_23464_1429.N1	26-AUG-2006 07:21:45	Bright	33.000	19	50Alp Cyg	1.2460	10500.	66	23464	No
86	GOM_NL__2PRFIN20060826_072653_000000302050_00364_23464_1430.N1	26-AUG-2006 07:26:53	Bright	30.000	89	5Alp Cep	2.4510	8000.0	60	23464	No
87	GOM_NL__2PRFIN20060826_073422_000000282050_00364_23464_1431.N1	26-AUG-2006 07:34:22	Bright	27.500	49	1Alp UMi	1.9900	6300.0	55	23464	No
88	GOM_NL__2PRFIN20060826_075106_000000302050_00364_23464_1432.N1	26-AUG-2006 07:51:06	Bright	29.500	24	66Alp Gem	1.5800	10200.	59	23464	No
89	GOM_NL__2PRFIN20060826_075757_000000332050_00364_23464_1433.N1	26-AUG-2006 07:57:57	Twilight	32.500	153	3Bet CMi	2.8940	13100.	65	23464	No
90	GOM_NL__2PRFIN20060826_080554_000000392050_00364_23464_1434.N1	26-AUG-2006 08:05:54	Dark	39.000	1	9Alp CMa	-1.4400	11000.	78	23464	No
91	GOM_NL__2PRFIN20060826_080719_000000342050_00364_23464_1435.N1	26-AUG-2006 08:07:19	Dark	33.500	179	24Omi2CMa	3.0320	24000.	67	23464	No
92	GOM_NL__2PRFIN20060826_080847_000000342050_00364_23464_1436.N1	26-AUG-2006 08:08:47	Dark	34.000	23	21Eps CMa	1.5020	26000.	68	23464	No
93	GOM_NL__2PRFIN20060826_081032_000000382050_00364_23464_1437.N1	26-AUG-2006 08:10:32	Dark	37.500	117	Pi Pup	2.7060	3800.0	75	23464	No
94	GOM_NL__2PRFIN20060826_081536_000000452050_00364_23464_1438.N1	26-AUG-2006 08:15:36	Dark	45.000	2	Alp Car	-0.73600	7000.0	90	23464	No
95	GOM_NL__2PRFIN20060826_082543_000000342050_00365_23465_1420.N1	26-AUG-2006 08:25:43	Dark	33.500	143	Alp Hyi	2.8570	7200.0	67	23465	No
96	GOM_NL__2PRFIN20060826_082654_000000482050_00365_23465_1421.N1	26-AUG-2006 08:26:54	Dark	48.000	9	Alp Eri	0.45300	24000.	96	23465	No
97	GOM_NL__2PRFIN20060826_083146_000000382050_00365_23465_1422.N1	26-AUG-2006 08:31:46	Straylight	37.500	148	Alp Tuc	2.8780	4100.0	75	23465	No
98	GOM_NL__2PRFIN20060826_083524_000000352050_00365_23465_1423.N1	26-AUG-2006 08:35:24	Straylight	34.500	31	Alp Gru	1.7340	15200.	69	23465	No
99	GOM_NL__2PRFIN20060826_083817_000000332050_00365_23465_1424.N1	26-AUG-2006 08:38:17	Straylight	32.500	172	Gam Gru	3.0030	13100.	65	23465	No
100	GOM_NL__2PRFIN20060826_084431_000000492050_00365_23465_1425.N1	26-AUG-2006 08:44:31	Bright	49.000	142	49Del Cap	2.8500	8900.0	98	23465	No
101	GOM_NL__2PRFIN20060826_084744_000000332050_00365_23465_1426.N1	26-AUG-2006 08:47:44	Bright	33.000	154	22Bet Aqr	2.8990	5700.0	66	23465	No

102	GOM_NL__2PRFIN20060826_085909_000000292050_00365_23465_1427.N1	26-AUG-2006 08:59:09	Bright	29.000	92	53Eps Cyg	2.5000	4500.0	58	23465	No
103	GOM_NL__2PRFIN20060826_090055_000000312050_00365_23465_1428.N1	26-AUG-2006 09:00:55	Bright	31.000	66	37Gam Cyg	2.2080	5900.0	62	23465	No
104	GOM_NL__2PRFIN20060826_090221_000000322050_00365_23465_1429.N1	26-AUG-2006 09:02:21	Bright	32.000	19	50Alp Cyg	1.2460	10500.	64	23465	No
105	GOM_NL__2PRFIN20060826_090729_000000312050_00365_23465_1430.N1	26-AUG-2006 09:07:29	Bright	31.000	89	5Alp Cep	2.4510	8000.0	62	23465	No
106	GOM_NL__2PRFIN20060826_091458_000000302050_00365_23465_1431.N1	26-AUG-2006 09:14:58	Bright	29.500	49	1Alp UMi	1.9900	6300.0	59	23465	No
107	GOM_NL__2PRFIN20060826_093143_000000312050_00365_23465_1432.N1	26-AUG-2006 09:31:43	Bright	30.500	24	66Alp Gem	1.5800	10200.	61	23465	No
108	GOM_NL__2PRFIN20060826_093833_000000332050_00365_23465_1433.N1	26-AUG-2006 09:38:33	Twilight	33.000	153	3Bet CMi	2.8940	13100.	66	23465	No
109	GOM_NL__2PRFIN20060826_094630_000000432050_00365_23465_1434.N1	26-AUG-2006 09:46:30	Dark	42.500	1	9Alp CMa	-1.4400	11000.	85	23465	No
110	GOM_NL__2PRFIN20060826_094755_000000352050_00365_23465_1435.N1	26-AUG-2006 09:47:55	Dark	34.500	179	24Omi2CMa	3.0320	24000.	69	23465	No
111	GOM_NL__2PRFIN20060826_094923_000000372050_00365_23465_1436.N1	26-AUG-2006 09:49:23	Dark	37.000	23	21Eps CMa	1.5020	26000.	74	23465	No
112	GOM_NL__2PRFIN20060826_095108_000000372050_00365_23465_1437.N1	26-AUG-2006 09:51:08	Dark	37.000	117	Pi Pup	2.7060	3800.0	74	23465	No
113	GOM_NL__2PRFIN20060826_095612_000000462050_00365_23465_1438.N1	26-AUG-2006 09:56:12	Dark	46.000	2	Alp Car	-0.73600	7000.0	92	23465	No
114	GOM_NL__2PRFIN20060826_100619_000000342050_00366_23466_1440.N1	26-AUG-2006 10:06:19	Dark	34.000	143	Alp Hyi	2.8570	7200.0	68	23466	No
115	GOM_NL__2PRFIN20060826_100731_000000372050_00366_23466_1441.N1	26-AUG-2006 10:07:31	Dark	36.500	9	Alp Eri	0.45300	24000.	73	23466	No
116	GOM_NL__2PRFIN20060826_101222_000000332050_00366_23466_1442.N1	26-AUG-2006 10:12:22	Straylight	33.000	148	Alp Tuc	2.8780	4100.0	66	23466	No
117	GOM_NL__2PRFIN20060826_101600_000000362050_00366_23466_1443.N1	26-AUG-2006 10:16:00	Straylight	36.000	31	Alp Gru	1.7340	15200.	72	23466	No
118	GOM_NL__2PRFIN20060826_101853_000000342050_00366_23466_1444.N1	26-AUG-2006 10:18:53	Straylight	33.500	172	Gam Gru	3.0030	13100.	67	23466	No
119	GOM_NL__2PRFIN20060826_102507_000000462050_00366_23466_1445.N1	26-AUG-2006 10:25:07	Bright	46.000	142	49Del Cap	2.8500	8900.0	92	23466	No
120	GOM_NL__2PRFIN20060826_102820_000000332050_00366_23466_1446.N1	26-AUG-2006 10:28:20	Bright	32.500	154	22Bet Aqr	2.8990	5700.0	65	23466	No
121	GOM_NL__2PRFIN20060826_103945_000000312050_00366_23466_1447.N1	26-AUG-2006 10:39:45	Bright	31.000	92	53Eps Cyg	2.5000	4500.0	62	23466	No
122	GOM_NL__2PRFIN20060826_104131_000000312050_00366_23466_1448.N1	26-AUG-2006 10:41:31	Bright	31.000	66	37Gam Cyg	2.2080	5900.0	62	23466	No
123	GOM_NL__2PRFIN20060826_104256_000000322050_00366_23466_1449.N1	26-AUG-2006 10:42:56	Bright	32.000	19	50Alp Cyg	1.2460	10500.	64	23466	No
124	GOM_NL__2PRFIN20060826_104804_000000312050_00366_23466_1450.N1	26-AUG-2006 10:48:04	Bright	31.000	89	5Alp Cep	2.4510	8000.0	62	23466	No
125	GOM_NL__2PRFIN20060826_105534_000000302050_00366_23466_1451.N1	26-AUG-2006 10:55:34	Bright	30.000	49	1Alp UMi	1.9900	6300.0	60	23466	No
126	GOM_NL__2PRFIN20060826_111219_000000352050_00366_23466_1452.N1	26-AUG-2006 11:12:19	Bright	34.500	24	66Alp Gem	1.5800	10200.	69	23466	No
127	GOM_NL__2PRFIN20060826_111910_000000342050_00366_23466_1453.N1	26-AUG-2006 11:19:10	Twilight	34.000	153	3Bet CMi	2.8940	13100.	68	23466	No
128	GOM_NL__2PRFIN20060826_112707_000000422050_00366_23466_1454.N1	26-AUG-2006 11:27:07	Dark	42.000	1	9Alp CMa	-1.4400	11000.	84	23466	No
129	GOM_NL__2PRFIN20060826_112832_000000342050_00366_23466_1455.N1	26-AUG-2006 11:28:32	Dark	34.000	179	24Omi2CMa	3.0320	24000.	68	23466	No
130	GOM_NL__2PRFIN20060826_113000_000000382050_00366_23466_1456.N1	26-AUG-2006 11:30:00	Dark	38.000	23	21Eps CMa	1.5020	26000.	76	23466	No
131	GOM_NL__2PRFIN20060826_113144_000000322050_00366_23466_1457.N1	26-AUG-2006 11:31:44	Dark	32.000	117	Pi Pup	2.7060	3800.0	64	23466	No
132	GOM_NL__2PRFIN20060826_113648_000000442050_00366_23466_1458.N1	26-AUG-2006 11:36:48	Dark	43.500	2	Alp Car	-0.73600	7000.0	87	23466	No
133	GOM_NL__2PRFIN20060826_114656_000000342050_00367_23467_1440.N1	26-AUG-2006 11:46:56	Dark	34.000	143	Alp Hyi	2.8570	7200.0	68	23467	No
134	GOM_NL__2PRFIN20060826_114807_000000372050_00367_23467_1441.N1	26-AUG-2006 11:48:07	Dark	36.500	9	Alp Eri	0.45300	24000.	73	23467	No
135	GOM_NL__2PRFIN20060826_115259_000000332050_00367_23467_1442.N1	26-AUG-2006 11:52:59	Straylight	32.500	148	Alp Tuc	2.8780	4100.0	65	23467	No
136	GOM_NL__2PRFIN20060826_115636_000000372050_00367_23467_1443.N1	26-AUG-2006 11:56:36	Straylight	36.500	31	Alp Gru	1.7340	15200.	73	23467	No
137	GOM_NL__2PRFIN20060826_115929_000000322050_00367_23467_1444.N1	26-AUG-2006 11:59:29	Straylight	32.000	172	Gam Gru	3.0030	13100.	64	23467	No
138	GOM_NL__2PRFIN20060826_120543_000000372050_00367_23467_1445.N1	26-AUG-2006 12:05:43	Bright	37.000	142	49Del Cap	2.8500	8900.0	74	23467	No
139	GOM_NL__2PRFIN20060826_120856_000000322050_00367_23467_1446.N1	26-AUG-2006 12:08:56	Bright	31.500	154	22Bet Aqr	2.8990	5700.0	63	23467	No
140	GOM_NL__2PRFIN20060826_122020_000000322050_00367_23467_1447.N1	26-AUG-2006 12:20:20	Bright	32.000	92	53Eps Cyg	2.5000	4500.0	64	23467	No
141	GOM_NL__2PRFIN20060826_122207_000000292050_00367_23467_1448.N1	26-AUG-2006 12:22:07	Bright	29.000	66	37Gam Cyg	2.2080	5900.0	58	23467	No
142	GOM_NL__2PRFIN20060826_122332_000000302050_00367_23467_1449.N1	26-AUG-2006 12:23:32	Bright	30.000	19	50Alp Cyg	1.2460	10500.	60	23467	No
143	GOM_NL__2PRFIN20060826_122840_000000312050_00367_23467_1450.N1	26-AUG-2006 12:28:40	Bright	31.000	89	5Alp Cep	2.4510	8000.0	62	23467	No
144	GOM_NL__2PRFIN20060826_123610_000000302050_00367_23467_1451.N1	26-AUG-2006 12:36:10	Bright	30.000	49	1Alp UMi	1.9900	6300.0	60	23467	No
145	GOM_NL__2PRFIN20060826_125255_000000312050_00367_23467_1452.N1	26-AUG-2006 12:52:55	Bright	30.500	24	66Alp Gem	1.5800	10200.	61	23467	No
146	GOM_NL__2PRFIN20060826_125946_000000352050_00367_23467_1453.N1	26-AUG-2006 12:59:46	Twilight	35.000	153	3Bet CMi	2.8940	13100.	70	23467	No
147	GOM_NL__2PRFIN20060826_130743_000000432050_00367_23467_1454.N1	26-AUG-2006 13:07:43	Dark	43.000	1	9Alp CMa	-1.4400	11000.	86	23467	No
148	GOM_NL__2PRFIN20060826_130908_000000342050_00367_23467_1455.N1	26-AUG-2006 13:09:08	Dark	33.500	179	24Omi2CMa	3.0320	24000.	67	23467	No
149	GOM_NL__2PRFIN20060826_131036_000000382050_00367_23467_1456.N1	26-AUG-2006 13:10:36	Dark	37.500	23	21Eps CMa	1.5020	26000.	75	23467	No
150	GOM_NL__2PRFIN20060826_131220_000000362050_00367_23467_1457.N1	26-AUG-2006 13:12:20	Dark	36.000	117	Pi Pup	2.7060	3800.0	72	23467	No
151	GOM_NL__2PRFIN20060826_131725_000000402050_00367_23467_1458.N1	26-AUG-2006 13:17:25	Dark	40.000	2	Alp Car	-0.73600	7000.0	80	23467	No
152	GOM_NL__2PRFIN20060826_132732_000000352050_00368_23468_1440.N1	26-AUG-2006 13:27:32	Dark	34.500	143	Alp Hyi	2.8570	7200.0	69	23468	No
153	GOM_NL__2PRFIN20060826_132844_000000372050_00368_23468_1441.N1	26-AUG-2006 13:28:44	Dark	37.000	9	Alp Eri	0.45300	24000.	74	23468	No
154	GOM_NL__2PRFIN20060826_133335_000000332050_00368_23468_1442.N1	26-AUG-2006 13:33:35	Straylight	33.000	148	Alp Tuc	2.8780	4100.0	66	23468	No
155	GOM_NL__2PRFIN20060826_133713_000000342050_00368_23468_1443.N1	26-AUG-2006 13:37:13	Straylight	33.500	31	Alp Gru	1.7340	15200.	67	23468	No
156	GOM_NL__2PRFIN20060826_134005_000000312050_00368_23468_1444.N1	26-AUG-2006 13:40:05	Straylight	31.000	172	Gam Gru	3.0030	13100.	62	23468	No
157	GOM_NL__2PRFIN20060826_134619_000000372050_00368_23468_1445.N1	26-AUG-2006 13:46:19	Bright	37.000	142	49Del Cap	2.8500	8900.0	74	23468	No
158	GOM_NL__2PRFIN20060826_134932_000000322050_00368_23468_1446.N1	26-AUG-2006 13:49:32	Bright	31.500	154	22Bet Aqr	2.8990	5700.0	63	23468	No
159	GOM_NL__2PRFIN20060826_140056_000000322050_00368_23468_1447.N1	26-AUG-2006 14:00:56	Bright	32.000	92	53Eps Cyg	2.5000	4500.0	64	23468	No
160	GOM_NL__2PRFIN20060826_140243_000000312050_00368_23468_1448.N1	26-AUG-2006 14:02:43	Bright	31.000	66	37Gam Cyg	2.2080	5900.0	62	23468	No

161	GOM_NL__2PRFIN20060826_140408_000000292050_00368_23468_1449.N1	26-AUG-2006 14:04:08	Bright	29.000	19	50Alp Cyg	1.2460	10500.	58	23468	No
162	GOM_NL__2PRFIN20060826_140916_000000312050_00368_23468_1450.N1	26-AUG-2006 14:09:16	Bright	31.000	89	5Alp Cep	2.4510	8000.0	62	23468	No
163	GOM_NL__2PRFIN20060826_141646_000000282050_00368_23468_1451.N1	26-AUG-2006 14:16:46	Bright	27.500	49	1Alp UMi	1.9900	6300.0	55	23468	No
164	GOM_NL__2PRFIN20060826_143331_000000302050_00368_23468_1452.N1	26-AUG-2006 14:33:31	Bright	30.000	24	66Alp Gem	1.5800	10200.	60	23468	No
165	GOM_NL__2PRFIN20060826_144102_000000392050_00368_23468_1453.N1	26-AUG-2006 14:41:02	Twilight	39.000	8	10Alp CMi	0.40000	6500.0	78	23468	No
166	GOM_NL__2PRFIN20060826_144819_000000412050_00368_23468_1454.N1	26-AUG-2006 14:48:19	Dark	41.000	1	9Alp CMa	-1.4400	11000.	82	23468	No
167	GOM_NL__2PRFIN20060826_144944_000000332050_00368_23468_1455.N1	26-AUG-2006 14:49:44	Dark	33.000	179	24Omi2CMa	3.0320	24000.	66	23468	No
168	GOM_NL__2PRFIN20060826_145112_000000372050_00368_23468_1456.N1	26-AUG-2006 14:51:12	Dark	37.000	23	21Eps CMa	1.5020	26000.	74	23468	No
169	GOM_NL__2PRFIN20060826_145256_000000372050_00368_23468_1457.N1	26-AUG-2006 14:52:56	Dark	37.000	117	Pi Pup	2.7060	3800.0	74	23468	No
170	GOM_NL__2PRFIN20060826_145801_000000472050_00368_23468_1458.N1	26-AUG-2006 14:58:01	Dark	47.000	2	Alp Car	-0.73600	7000.0	94	23468	No
171	GOM_NL__2PRFIN20060826_150808_000000332050_00369_23469_1445.N1	26-AUG-2006 15:08:08	Dark	33.000	143	Alp Hyi	2.8570	7200.0	66	23469	No
172	GOM_NL__2PRFIN20060826_150921_000000392050_00369_23469_1446.N1	26-AUG-2006 15:09:21	Dark	38.500	9	Alp Eri	0.45300	24000.	77	23469	No
173	GOM_NL__2PRFIN20060826_151411_000000362050_00369_23469_1447.N1	26-AUG-2006 15:14:11	Straylight	36.000	148	Alp Tuc	2.8780	4100.0	72	23469	No
174	GOM_NL__2PRFIN20060826_151749_000000382050_00369_23469_1448.N1	26-AUG-2006 15:17:49	Straylight	38.000	31	Alp Gru	1.7340	15200.	76	23469	No
175	GOM_NL__2PRFIN20060826_152042_000000312050_00369_23469_1449.N1	26-AUG-2006 15:20:42	Straylight	31.000	172	Gam Gru	3.0030	13100.	62	23469	No
176	GOM_NL__2PRFIN20060826_152655_000000462050_00369_23469_1450.N1	26-AUG-2006 15:26:55	Bright	46.000	142	49Del Cap	2.8500	8900.0	92	23469	No
177	GOM_NL__2PRFIN20060826_153008_000000332050_00369_23469_1451.N1	26-AUG-2006 15:30:08	Bright	33.000	154	22Bet Aqr	2.8990	5700.0	66	23469	No
178	GOM_NL__2PRFIN20060826_154132_000000322050_00369_23469_1452.N1	26-AUG-2006 15:41:32	Bright	32.000	92	53Eps Cyg	2.5000	4500.0	64	23469	No
179	GOM_NL__2PRFIN20060826_154319_000000292050_00369_23469_1453.N1	26-AUG-2006 15:43:19	Bright	29.000	66	37Gam Cyg	2.2080	5900.0	58	23469	No
180	GOM_NL__2PRFIN20060826_154444_000000282050_00369_23469_1454.N1	26-AUG-2006 15:44:44	Bright	28.000	19	50Alp Cyg	1.2460	10500.	56	23469	No
181	GOM_NL__2PRFIN20060826_154951_000000302050_00369_23469_1455.N1	26-AUG-2006 15:49:51	Bright	29.500	89	5Alp Cep	2.4510	8000.0	59	23469	No
182	GOM_NL__2PRFIN20060826_155722_000000312050_00369_23469_1456.N1	26-AUG-2006 15:57:22	Bright	30.500	49	1Alp UMi	1.9900	6300.0	61	23469	No
183	GOM_NL__2PRFIN20060826_161407_000000342050_00369_23469_1457.N1	26-AUG-2006 16:14:07	Bright	33.500	24	66Alp Gem	1.5800	10200.	67	23469	No
184	GOM_NL__2PRFIN20060826_162138_000000372050_00369_23469_1458.N1	26-AUG-2006 16:21:38	Twilight	36.500	8	10Alp CMi	0.40000	6500.0	73	23469	No
185	GOM_NL__2PRFIN20060826_162856_000000422050_00369_23469_1459.N1	26-AUG-2006 16:28:56	Dark	42.000	1	9Alp CMa	-1.4400	11000.	84	23469	No
186	GOM_NL__2PRFIN20060826_163021_000000352050_00369_23469_1460.N1	26-AUG-2006 16:30:21	Dark	34.500	179	24Omi2CMa	3.0320	24000.	69	23469	No
187	GOM_NL__2PRFIN20060826_163149_000000352050_00369_23469_1461.N1	26-AUG-2006 16:31:49	Dark	35.000	23	21Eps CMa	1.5020	26000.	70	23469	No
188	GOM_NL__2PRFIN20060826_163332_000000352050_00369_23469_1462.N1	26-AUG-2006 16:33:32	Dark	35.000	117	Pi Pup	2.7060	3800.0	70	23469	No
189	GOM_NL__2PRFIN20060826_163837_000000392050_00369_23469_1463.N1	26-AUG-2006 16:38:37	Dark	39.000	2	Alp Car	-0.73600	7000.0	78	23469	No
190	GOM_NL__2PRFIN20060826_164845_000000332050_00370_23470_1445.N1	26-AUG-2006 16:48:45	Dark	33.000	143	Alp Hyi	2.8570	7200.0	66	23470	No
191	GOM_NL__2PRFIN20060826_164957_000000392050_00370_23470_1446.N1	26-AUG-2006 16:49:57	Dark	39.000	9	Alp Eri	0.45300	24000.	78	23470	No
192	GOM_NL__2PRFIN20060826_165447_000000342050_00370_23470_1447.N1	26-AUG-2006 16:54:47	Straylight	34.000	148	Alp Tuc	2.8780	4100.0	68	23470	No
193	GOM_NL__2PRFIN20060826_165825_000000352050_00370_23470_1448.N1	26-AUG-2006 16:58:25	Straylight	34.500	31	Alp Gru	1.7340	15200.	69	23470	No
194	GOM_NL__2PRFIN20060826_170118_000000332050_00370_23470_1449.N1	26-AUG-2006 17:01:18	Straylight	33.000	172	Gam Gru	3.0030	13100.	66	23470	No
195	GOM_NL__2PRFIN20060826_170731_000000392050_00370_23470_1450.N1	26-AUG-2006 17:07:31	Bright	38.500	142	49Del Cap	2.8500	8900.0	77	23470	No
196	GOM_NL__2PRFIN20060826_171044_000000332050_00370_23470_1451.N1	26-AUG-2006 17:10:44	Bright	33.000	154	22Bet Aqr	2.8990	5700.0	66	23470	No
197	GOM_NL__2PRFIN20060826_172208_000000332050_00370_23470_1452.N1	26-AUG-2006 17:22:08	Bright	32.500	92	53Eps Cyg	2.5000	4500.0	65	23470	No
198	GOM_NL__2PRFIN20060826_172355_000000312050_00370_23470_1453.N1	26-AUG-2006 17:23:55	Bright	31.000	66	37Gam Cyg	2.2080	5900.0	62	23470	No
199	GOM_NL__2PRFIN20060826_172520_000000292050_00370_23470_1454.N1	26-AUG-2006 17:25:20	Bright	28.500	19	50Alp Cyg	1.2460	10500.	57	23470	No
200	GOM_NL__2PRFIN20060826_173027_000000312050_00370_23470_1455.N1	26-AUG-2006 17:30:27	Bright	31.000	89	5Alp Cep	2.4510	8000.0	62	23470	No
201	GOM_NL__2PRFIN20060826_173757_000000302050_00370_23470_1456.N1	26-AUG-2006 17:37:57	Bright	30.000	49	1Alp UMi	1.9900	6300.0	60	23470	No
202	GOM_NL__2PRFIN20060826_175443_000000312050_00370_23470_1457.N1	26-AUG-2006 17:54:43	Bright	31.000	24	66Alp Gem	1.5800	10200.	62	23470	No
203	GOM_NL__2PRFIN20060826_180214_000000422050_00370_23470_1458.N1	26-AUG-2006 18:02:14	Twilight	42.000	8	10Alp CMi	0.40000	6500.0	84	23470	No
204	GOM_NL__2PRFIN20060826_180932_000000422050_00370_23470_1459.N1	26-AUG-2006 18:09:32	Dark	42.000	1	9Alp CMa	-1.4400	11000.	84	23470	No
205	GOM_NL__2PRFIN20060826_181057_000000342050_00370_23470_1460.N1	26-AUG-2006 18:10:57	Dark	33.500	179	24Omi2CMa	3.0320	24000.	67	23470	No
206	GOM_NL__2PRFIN20060826_181225_000000392050_00370_23470_1461.N1	26-AUG-2006 18:12:25	Dark	38.500	23	21Eps CMa	1.5020	26000.	77	23470	No
207	GOM_NL__2PRFIN20060826_181409_000000372050_00370_23470_1462.N1	26-AUG-2006 18:14:09	Dark	36.500	117	Pi Pup	2.7060	3800.0	73	23470	No
208	GOM_NL__2PRFIN20060826_181914_000000402050_00370_23470_1463.N1	26-AUG-2006 18:19:14	Dark	40.000	2	Alp Car	-0.73600	7000.0	80	23470	No
209	GOM_NL__2PRFIN20060826_182922_000000342050_00371_23471_1447.N1	26-AUG-2006 18:29:22	Dark	34.000	143	Alp Hyi	2.8570	7200.0	68	23471	No
210	GOM_NL__2PRFIN20060826_183034_000000472050_00371_23471_1448.N1	26-AUG-2006 18:30:34	Dark	47.000	9	Alp Eri	0.45300	24000.	94	23471	No
211	GOM_NL__2PRFIN20060826_183523_000000402050_00371_23471_1449.N1	26-AUG-2006 18:35:23	Straylight	40.000	148	Alp Tuc	2.8780	4100.0	80	23471	No
212	GOM_NL__2PRFIN20060826_183901_000000402050_00371_23471_1450.N1	26-AUG-2006 18:39:01	Straylight	39.500	31	Alp Gru	1.7340	15200.	79	23471	No
213	GOM_NL__2PRFIN20060826_184154_000000332050_00371_23471_1451.N1	26-AUG-2006 18:41:54	Straylight	32.500	172	Gam Gru	3.0030	13100.	65	23471	No
214	GOM_NL__2PRFIN20060826_184807_000000452050_00371_23471_1452.N1	26-AUG-2006 18:48:07	Bright	45.000	142	49Del Cap	2.8500	8900.0	90	23471	No
215	GOM_NL__2PRFIN20060826_185120_000000332050_00371_23471_1453.N1	26-AUG-2006 18:51:20	Bright	33.000	154	22Bet Aqr	2.8990	5700.0	66	23471	No
216	GOM_NL__2PRFIN20060826_190244_000000292050_00371_23471_1454.N1	26-AUG-2006 19:02:44	Bright	29.000	92	53Eps Cyg	2.5000	4500.0	58	23471	No
217	GOM_NL__2PRFIN20060826_190431_000000322050_00371_23471_1455.N1	26-AUG-2006 19:04:31	Bright	32.000	66	37Gam Cyg	2.2080	5900.0	64	23471	No
218	GOM_NL__2PRFIN20060826_190556_000000322050_00371_23471_1456.N1	26-AUG-2006 19:05:56	Bright	31.500	19	50Alp Cyg	1.2460	10500.	63	23471	No
219	GOM_NL__2PRFIN20060826_191103_000000312050_00371_23471_1457.N1	26-AUG-2006 19:11:03	Bright	30.500	89	5Alp Cep	2.4510	8000.0	61	23471	No

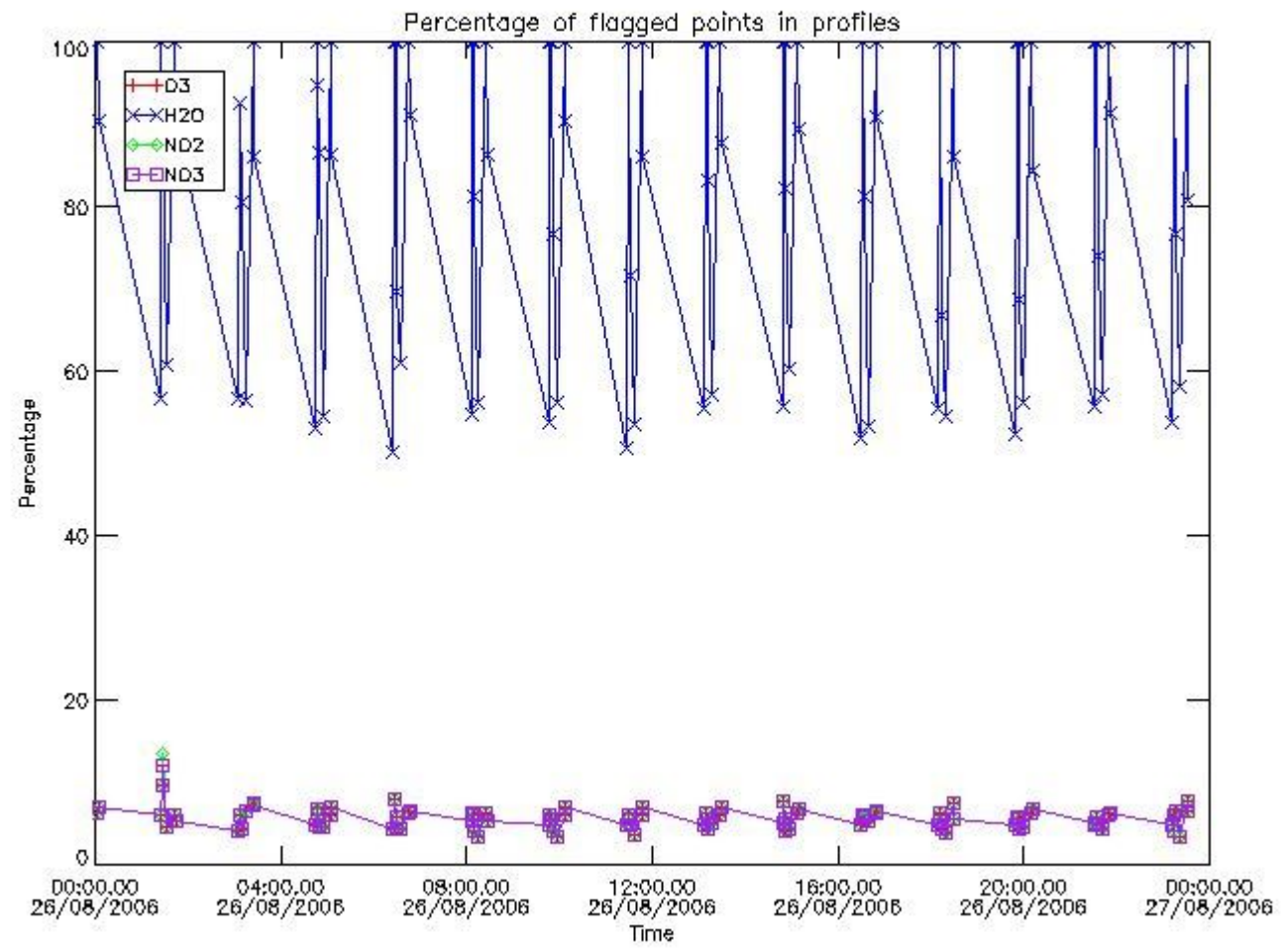
220	GOM_NL__2PRFIN20060826_191833_000000322050_00371_23471_1458.N1	26-AUG-2006 19:18:33	Bright	31.500	49	1Alp UMi	1.9900	6300.0	63	23471	No
221	GOM_NL__2PRFIN20060826_193519_000000302050_00371_23471_1459.N1	26-AUG-2006 19:35:19	Bright	30.000	24	66Alp Gem	1.5800	10200.	60	23471	No
222	GOM_NL__2PRFIN20060826_194250_000000422050_00371_23471_1460.N1	26-AUG-2006 19:42:50	Twilight	41.500	8	10Alp CMi	0.40000	6500.0	83	23471	No
223	GOM_NL__2PRFIN20060826_195009_000000442050_00371_23471_1461.N1	26-AUG-2006 19:50:09	Dark	43.500	1	9Alp CMa	-1.4400	11000.	87	23471	No
224	GOM_NL__2PRFIN20060826_195133_000000352050_00371_23471_1462.N1	26-AUG-2006 19:51:33	Dark	35.000	179	24Omi2CMa	3.0320	24000.	70	23471	No
225	GOM_NL__2PRFIN20060826_195301_000000382050_00371_23471_1463.N1	26-AUG-2006 19:53:01	Dark	37.500	23	21Eps CMa	1.5020	26000.	75	23471	No
226	GOM_NL__2PRFIN20060826_195445_000000362050_00371_23471_1464.N1	26-AUG-2006 19:54:45	Dark	35.500	117	Pi Pup	2.7060	3800.0	71	23471	No
227	GOM_NL__2PRFIN20060826_195950_000000462050_00371_23471_1465.N1	26-AUG-2006 19:59:50	Dark	46.000	2	Alp Car	-0.73600	7000.0	92	23471	No
228	GOM_NL__2PRFIN20060826_200958_000000342050_00372_23472_1447.N1	26-AUG-2006 20:09:58	Dark	33.500	143	Alp Hyi	2.8570	7200.0	67	23472	No
229	GOM_NL__2PRFIN20060826_201110_000000392050_00372_23472_1448.N1	26-AUG-2006 20:11:10	Dark	38.500	9	Alp Eri	0.45300	24000.	77	23472	No
230	GOM_NL__2PRFIN20060826_201600_000000402050_00372_23472_1449.N1	26-AUG-2006 20:16:00	Straylight	40.000	148	Alp Tuc	2.8780	4100.0	80	23472	No
231	GOM_NL__2PRFIN20060826_201937_000000362050_00372_23472_1450.N1	26-AUG-2006 20:19:37	Straylight	36.000	31	Alp Gru	1.7340	15200.	72	23472	No
232	GOM_NL__2PRFIN20060826_202230_000000342050_00372_23472_1451.N1	26-AUG-2006 20:22:30	Straylight	33.500	172	Gam Gru	3.0030	13100.	67	23472	No
233	GOM_NL__2PRFIN20060826_202843_000000372050_00372_23472_1452.N1	26-AUG-2006 20:28:43	Bright	36.500	142	49Del Cap	2.8500	8900.0	73	23472	No
234	GOM_NL__2PRFIN20060826_203156_000000332050_00372_23472_1453.N1	26-AUG-2006 20:31:56	Bright	32.500	154	22Bet Aqr	2.8990	5700.0	65	23472	No
235	GOM_NL__2PRFIN20060826_204320_000000322050_00372_23472_1454.N1	26-AUG-2006 20:43:20	Bright	31.500	92	53Eps Cyg	2.5000	4500.0	63	23472	No
236	GOM_NL__2PRFIN20060826_204507_000000302050_00372_23472_1455.N1	26-AUG-2006 20:45:07	Bright	29.500	66	37Gam Cyg	2.2080	5900.0	59	23472	No
237	GOM_NL__2PRFIN20060826_204632_000000292050_00372_23472_1456.N1	26-AUG-2006 20:46:32	Bright	29.000	19	50Alp Cyg	1.2460	10500.	58	23472	No
238	GOM_NL__2PRFIN20060826_205139_000000312050_00372_23472_1457.N1	26-AUG-2006 20:51:39	Bright	30.500	89	5Alp Cep	2.4510	8000.0	61	23472	No
239	GOM_NL__2PRFIN20060826_205910_000000302050_00372_23472_1458.N1	26-AUG-2006 20:59:10	Bright	30.000	49	1Alp UMi	1.9900	6300.0	60	23472	No
240	GOM_NL__2PRFIN20060826_211555_000000302050_00372_23472_1459.N1	26-AUG-2006 21:15:55	Bright	30.000	24	66Alp Gem	1.5800	10200.	60	23472	No
241	GOM_NL__2PRFIN20060826_212326_000000342050_00372_23472_1460.N1	26-AUG-2006 21:23:26	Twilight	33.500	8	10Alp CMi	0.40000	6500.0	67	23472	No
242	GOM_NL__2PRFIN20060826_213045_000000402050_00372_23472_1461.N1	26-AUG-2006 21:30:45	Dark	40.000	1	9Alp CMa	-1.4400	11000.	80	23472	No
243	GOM_NL__2PRFIN20060826_213210_000000332050_00372_23472_1462.N1	26-AUG-2006 21:32:10	Dark	32.500	179	24Omi2CMa	3.0320	24000.	65	23472	No
244	GOM_NL__2PRFIN20060826_213338_000000362050_00372_23472_1463.N1	26-AUG-2006 21:33:38	Dark	36.000	23	21Eps CMa	1.5020	26000.	72	23472	No
245	GOM_NL__2PRFIN20060826_213521_000000332050_00372_23472_1464.N1	26-AUG-2006 21:35:21	Dark	33.000	117	Pi Pup	2.7060	3800.0	66	23472	No
246	GOM_NL__2PRFIN20060826_214026_000000472050_00372_23472_1465.N1	26-AUG-2006 21:40:26	Dark	47.000	2	Alp Car	-0.73600	7000.0	94	23472	No
247	GOM_NL__2PRFIN20060826_215035_000000352050_00373_23473_1447.N1	26-AUG-2006 21:50:35	Dark	34.500	143	Alp Hyi	2.8570	7200.0	69	23473	No
248	GOM_NL__2PRFIN20060826_215147_000000412050_00373_23473_1448.N1	26-AUG-2006 21:51:47	Dark	40.500	9	Alp Eri	0.45300	24000.	81	23473	No
249	GOM_NL__2PRFIN20060826_215636_000000412050_00373_23473_1449.N1	26-AUG-2006 21:56:36	Straylight	41.000	148	Alp Tuc	2.8780	4100.0	82	23473	No
250	GOM_NL__2PRFIN20060826_220014_000000362050_00373_23473_1450.N1	26-AUG-2006 22:00:14	Straylight	35.500	31	Alp Gru	1.7340	15200.	71	23473	No
251	GOM_NL__2PRFIN20060826_220306_000000332050_00373_23473_1451.N1	26-AUG-2006 22:03:06	Straylight	32.500	172	Gam Gru	3.0030	13100.	65	23473	No
252	GOM_NL__2PRFIN20060826_220919_000000382050_00373_23473_1452.N1	26-AUG-2006 22:09:19	Bright	38.000	142	49Del Cap	2.8500	8900.0	76	23473	No
253	GOM_NL__2PRFIN20060826_221232_000000342050_00373_23473_1453.N1	26-AUG-2006 22:12:32	Bright	34.000	154	22Bet Aqr	2.8990	5700.0	68	23473	No
254	GOM_NL__2PRFIN20060826_222356_000000282050_00373_23473_1454.N1	26-AUG-2006 22:23:56	Bright	28.000	92	53Eps Cyg	2.5000	4500.0	56	23473	No
255	GOM_NL__2PRFIN20060826_222543_000000302050_00373_23473_1455.N1	26-AUG-2006 22:25:43	Bright	30.000	66	37Gam Cyg	2.2080	5900.0	60	23473	No
256	GOM_NL__2PRFIN20060826_222707_000000292050_00373_23473_1456.N1	26-AUG-2006 22:27:07	Bright	29.000	19	50Alp Cyg	1.2460	10500.	58	23473	No
257	GOM_NL__2PRFIN20060826_223214_000000282050_00373_23473_1457.N1	26-AUG-2006 22:32:14	Bright	28.000	89	5Alp Cep	2.4510	8000.0	56	23473	No
258	GOM_NL__2PRFIN20060826_223945_000000292050_00373_23473_1458.N1	26-AUG-2006 22:39:45	Bright	29.000	49	1Alp UMi	1.9900	6300.0	58	23473	No
259	GOM_NL__2PRFIN20060826_225631_000000292050_00373_23473_1459.N1	26-AUG-2006 22:56:31	Bright	29.000	24	66Alp Gem	1.5800	10200.	58	23473	No
260	GOM_NL__2PRFIN20060826_230402_000000352050_00373_23473_1460.N1	26-AUG-2006 23:04:02	Twilight	34.500	8	10Alp CMi	0.40000	6500.0	69	23473	No
261	GOM_NL__2PRFIN20060826_231121_000000432050_00373_23473_1461.N1	26-AUG-2006 23:11:21	Dark	42.500	1	9Alp CMa	-1.4400	11000.	85	23473	No
262	GOM_NL__2PRFIN20060826_231246_000000352050_00373_23473_1462.N1	26-AUG-2006 23:12:46	Dark	34.500	179	24Omi2CMa	3.0320	24000.	69	23473	No
263	GOM_NL__2PRFIN20060826_231414_000000382050_00373_23473_1463.N1	26-AUG-2006 23:14:14	Dark	37.500	23	21Eps CMa	1.5020	26000.	75	23473	No
264	GOM_NL__2PRFIN20060826_231557_000000392050_00373_23473_1464.N1	26-AUG-2006 23:15:57	Dark	39.000	117	Pi Pup	2.7060	3800.0	78	23473	No
265	GOM_NL__2PRFIN20060826_232103_000000472050_00373_23473_1465.N1	26-AUG-2006 23:21:03	Dark	47.000	2	Alp Car	-0.73600	7000.0	94	23473	No
266	GOM_NL__2PRFIN20060826_233111_000000332050_00374_23474_1447.N1	26-AUG-2006 23:31:11	Dark	33.000	143	Alp Hyi	2.8570	7200.0	66	23474	No
267	GOM_NL__2PRFIN20060826_233223_000000402050_00374_23474_1448.N1	26-AUG-2006 23:32:23	Dark	39.500	9	Alp Eri	0.45300	24000.	79	23474	No
268	GOM_NL__2PRFIN20060826_233712_000000412050_00374_23474_1449.N1	26-AUG-2006 23:37:12	Straylight	41.000	148	Alp Tuc	2.8780	4100.0	82	23474	No
269	GOM_NL__2PRFIN20060826_234050_000000392050_00374_23474_1450.N1	26-AUG-2006 23:40:50	Straylight	38.500	31	Alp Gru	1.7340	15200.	77	23474	No
270	GOM_NL__2PRFIN20060826_234342_000000332050_00374_23474_1451.N1	26-AUG-2006 23:43:42	Straylight	33.000	172	Gam Gru	3.0030	13100.	66	23474	No
271	GOM_NL__2PRFIN20060826_234955_000000432050_00374_23474_1452.N1	26-AUG-2006 23:49:55	Bright	42.500	142	49Del Cap	2.8500	8900.0	85	23474	No
272	GOM_NL__2PRFIN20060826_235308_000000332050_00374_23474_1453.N1	26-AUG-2006 23:53:08	Bright	33.000	154	22Bet Aqr	2.8990	5700.0	66	23474	No

3. Quality information per product

In this section it is plotted some information contained in the Quality Summary data set of the level 2 products. Only products in dark limb conditions and without errors (error flag in


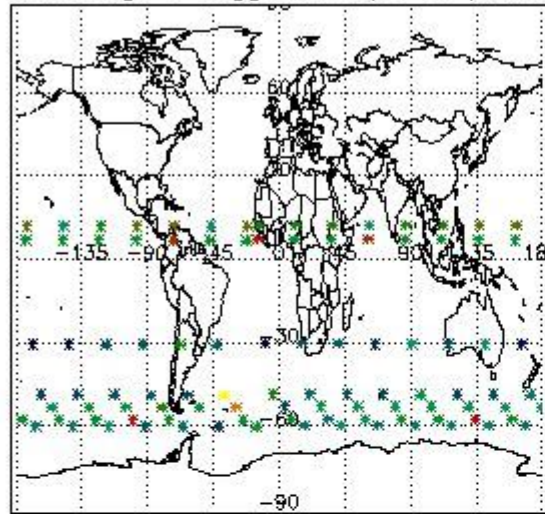
the MPH set to "0") are used.

3.1 Plot quality information per product (time dependant)

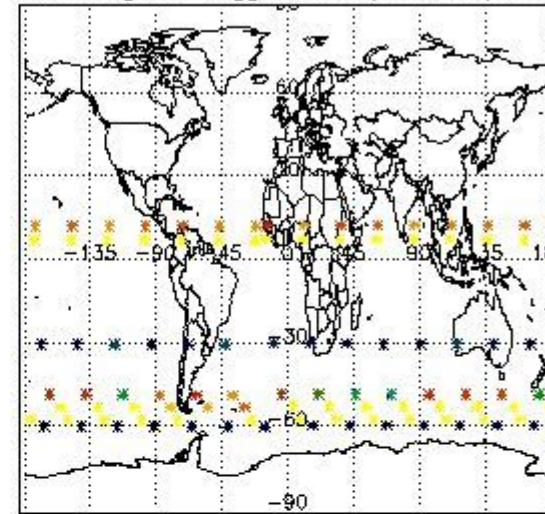


3.2 Plot quality information per product (world map)

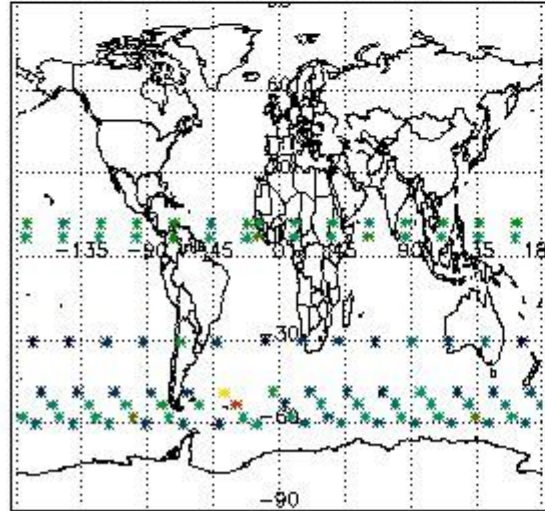
Percentage of flagged data per O3 profile



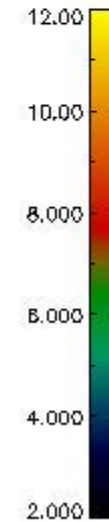
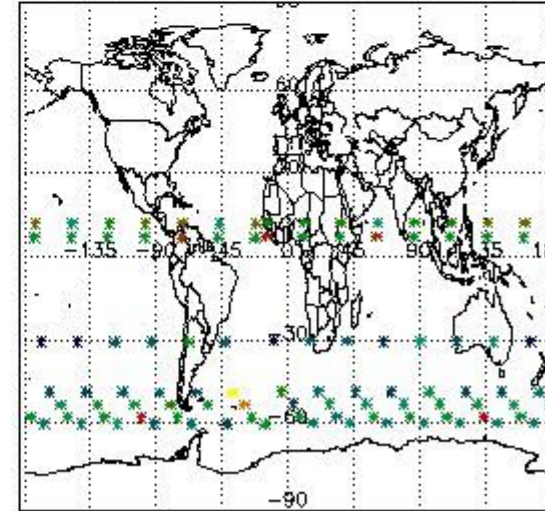
Percentage of flagged data per H2O profile



Percentage of flagged data per NO2 profile



Percentage of flagged data per NO3 profile

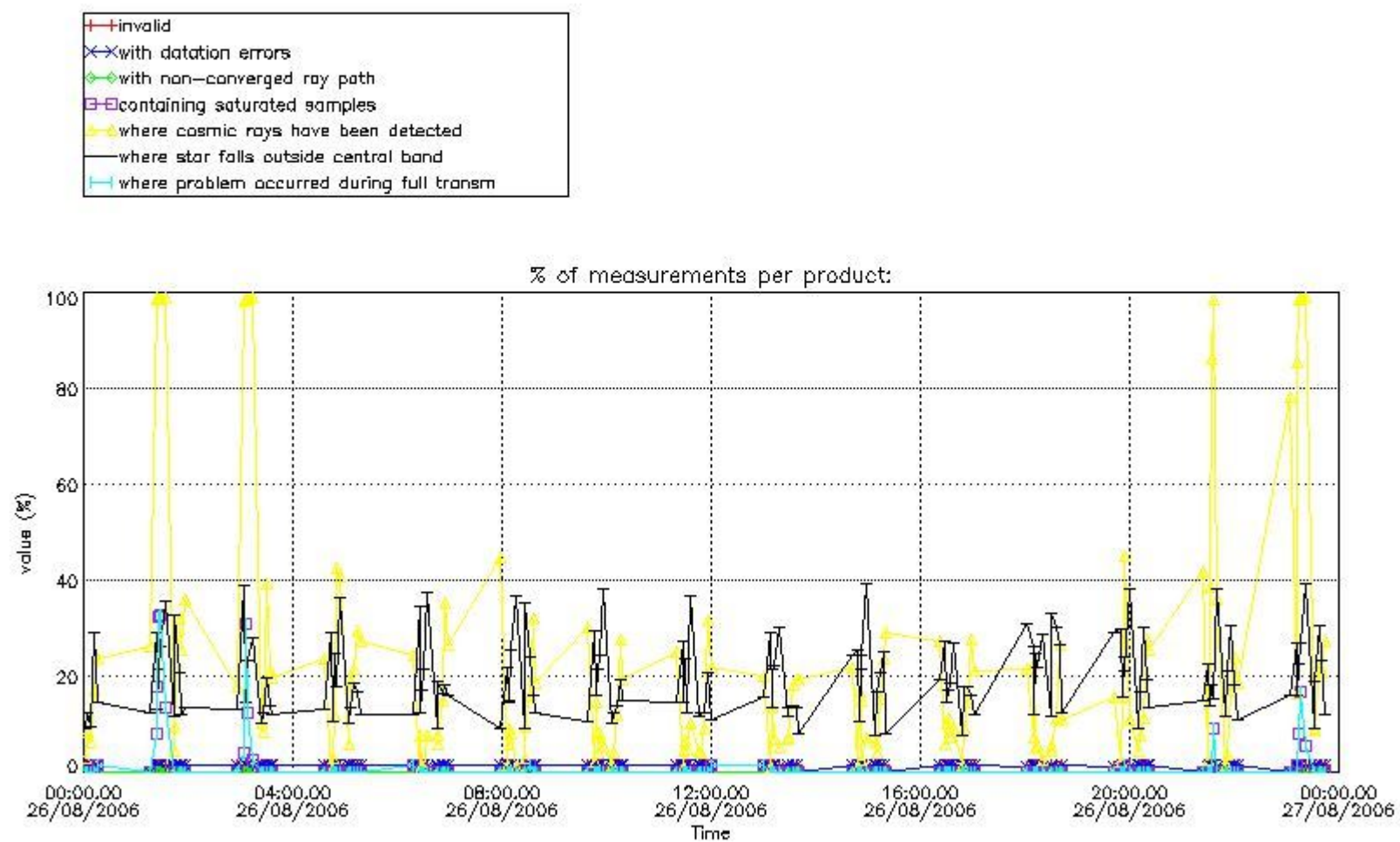


4. Level 1 quality information per product

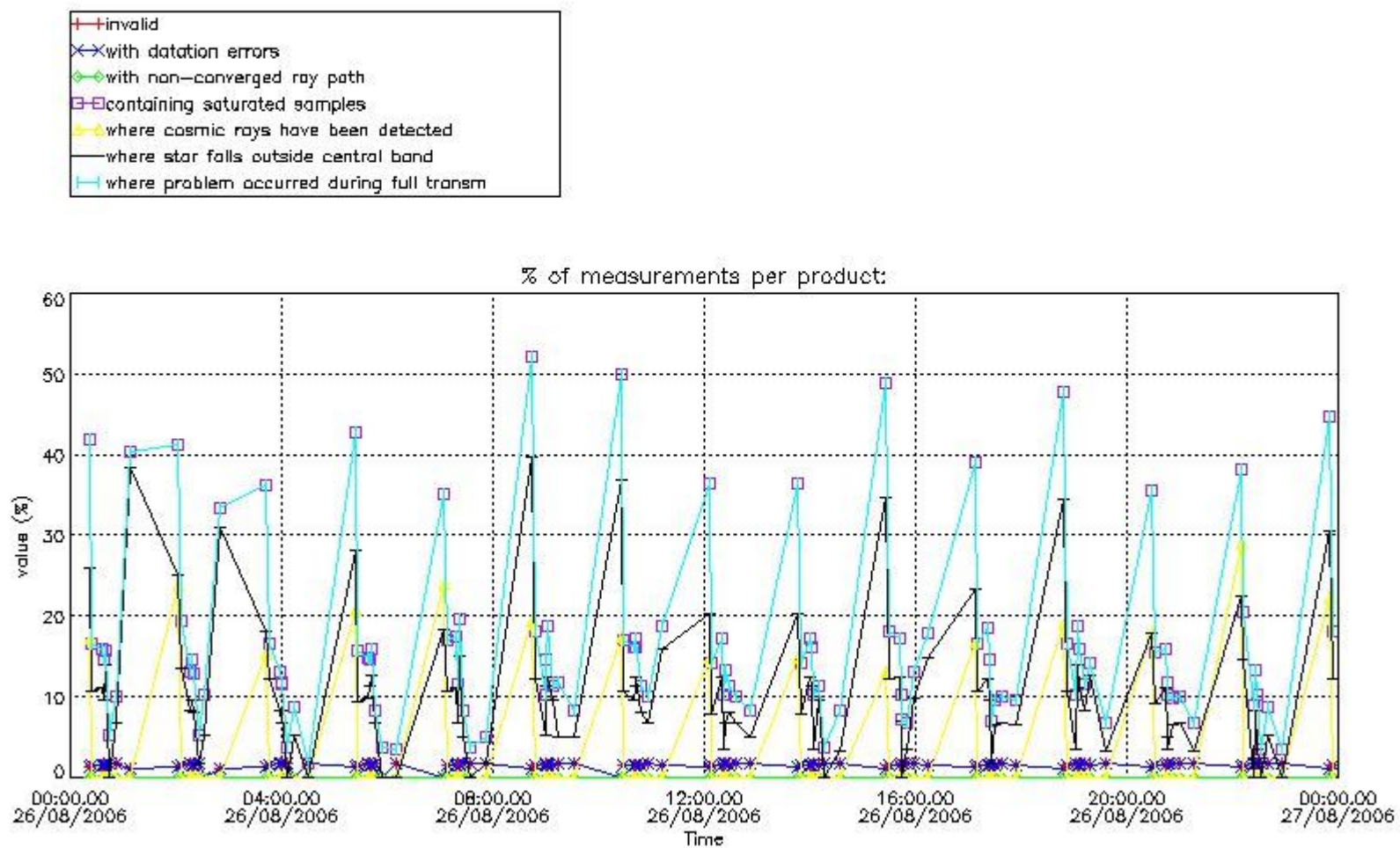
In this section it is plotted some information contained in the Quality Summary data set of the level 2 products that comes from the level 1b processing. Products without errors (error flag in the MPH set to "0") are used.

4.1 Plot quality information per product (time dependant) coming from level 1b processing

4.1.1 Plot level 1 quality information per product (time dependant): ENVISAT ASCENDING passes



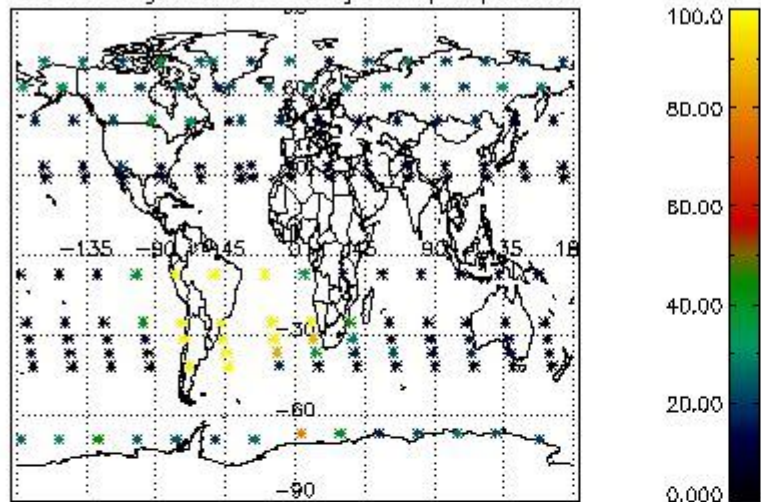
4.1.2 Plot level 1 quality information per product (time dependant): ENVI SAT DESCENDING passes



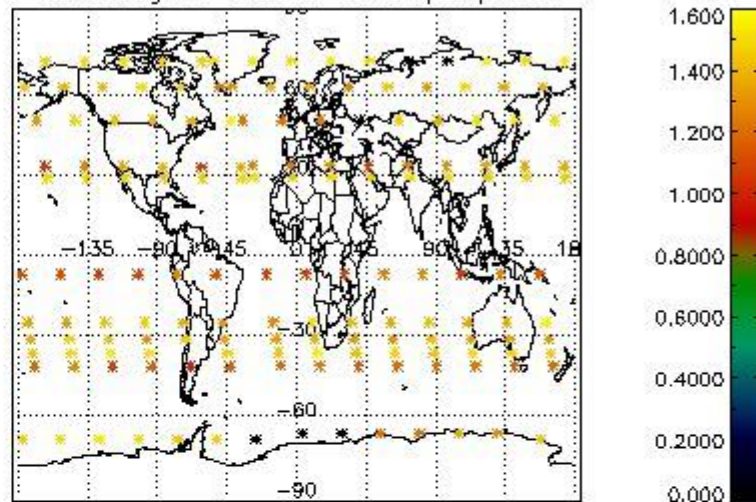
4.2 Plot quality information per product coming from level 1b processing (world map)

4.2.1 Plot level 1 quality information per product (world map): ENVISAT ASCENDING passes

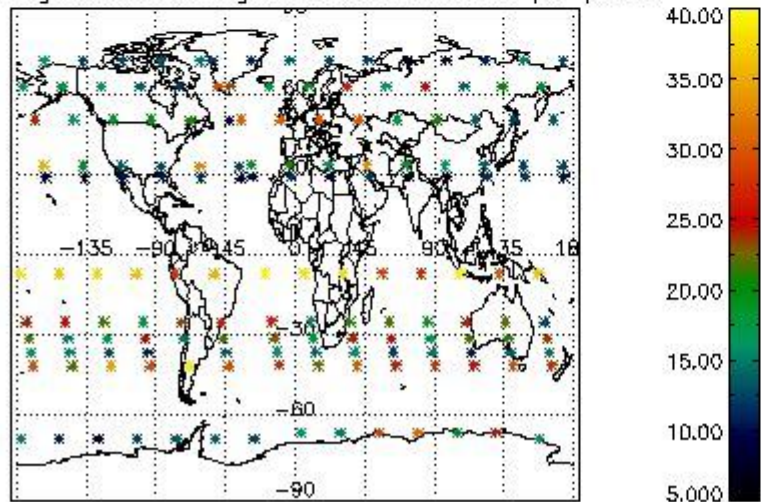
Percentage of cosmic ray hits per profile



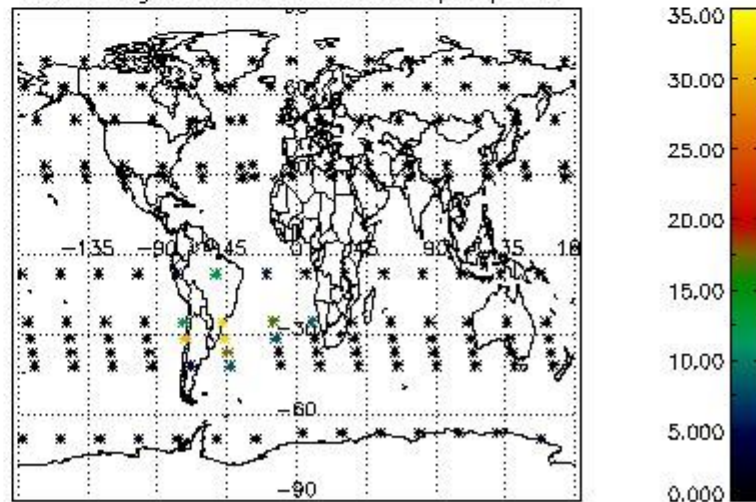
Percentage of datation errors per profile



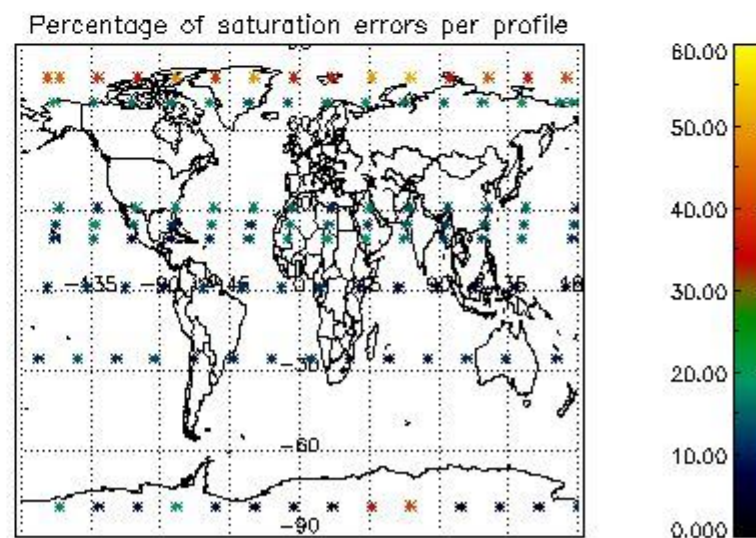
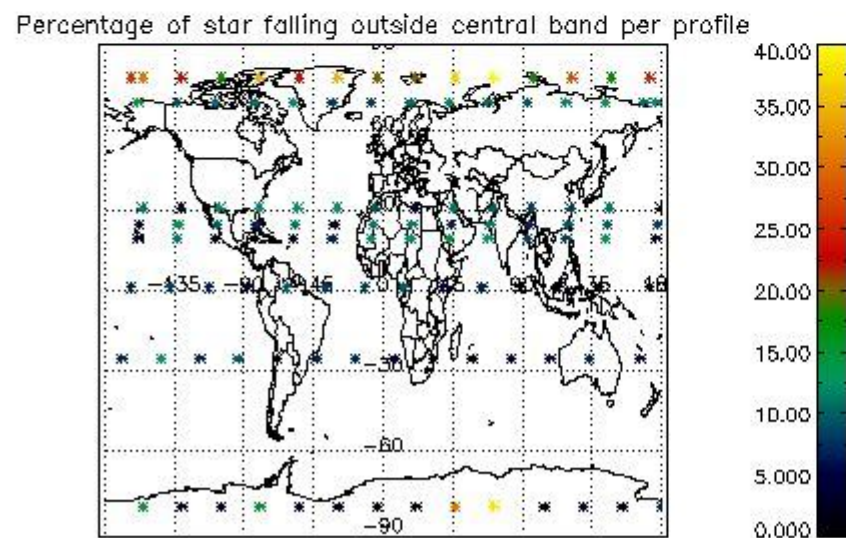
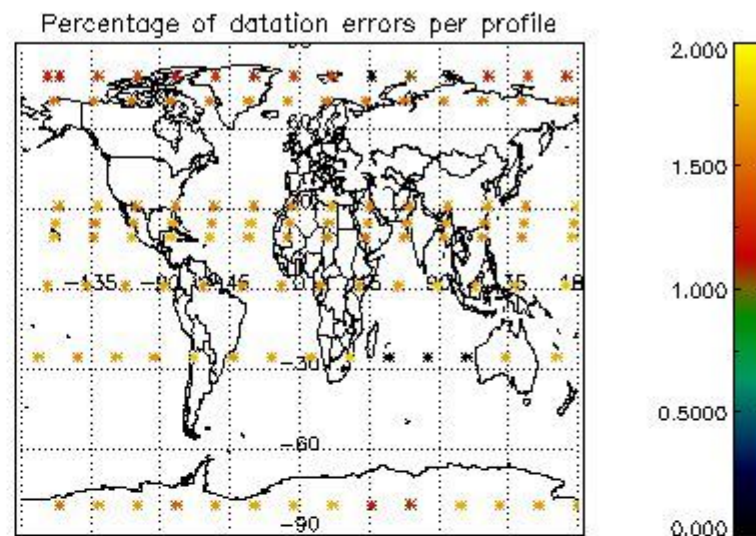
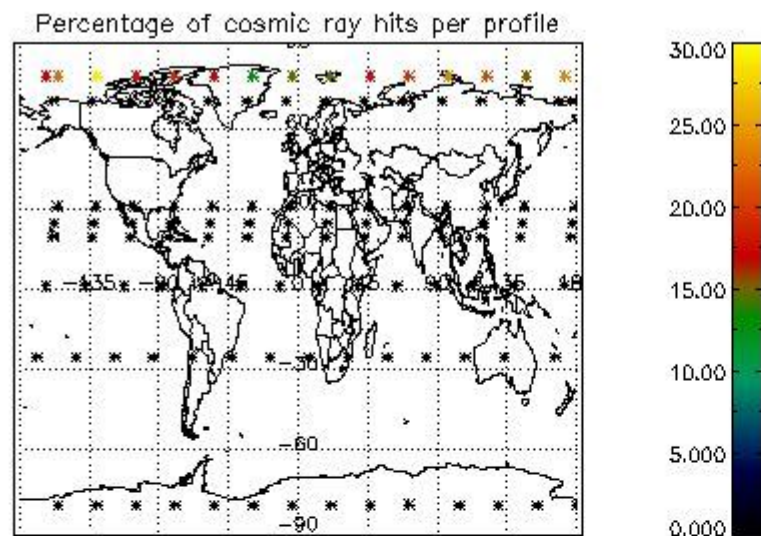
Percentage of star falling outside central band per profile



Percentage of saturation errors per profile



4.2.2 Plot level 1 quality information per product (world map): ENVISAT DESCENDING passes



5. Trace gas profiles

5.1 Ozone statistics based on quality of products

The final quality of the products can be "measured" using the STD (Standard Deviation) attached to every point profile. This information is written to the parameter GOM_NL__2P/NL_LOCAL_SPECIES_DENSITY/o3_std of the level 2 products. The table below shows the statistics for given STD ranges.

The statistics are given with respect to the overall valid production:

- Products without fatal errors: GOM_NL__2P/MPH/PRODUCT_ERR=0
- Valid point profile: GOM_NL__2P/NL_LOCAL_SPECIES_DENSITY/pcd(0)=0

The 'Criteria' is applied to valid points of dark limb products:

- Products in dark limb illumination condition: GOM_NL__2P/NL_SUMMARY_QUALITY/obs_ill_cond=0
- Products without fatal errors: GOM_NL__2P/MPH/PRODUCT_ERR=0
- Valid point profile: GOM_NL__2P/NL_LOCAL_SPECIES_DENSITY/pcd(0)=0

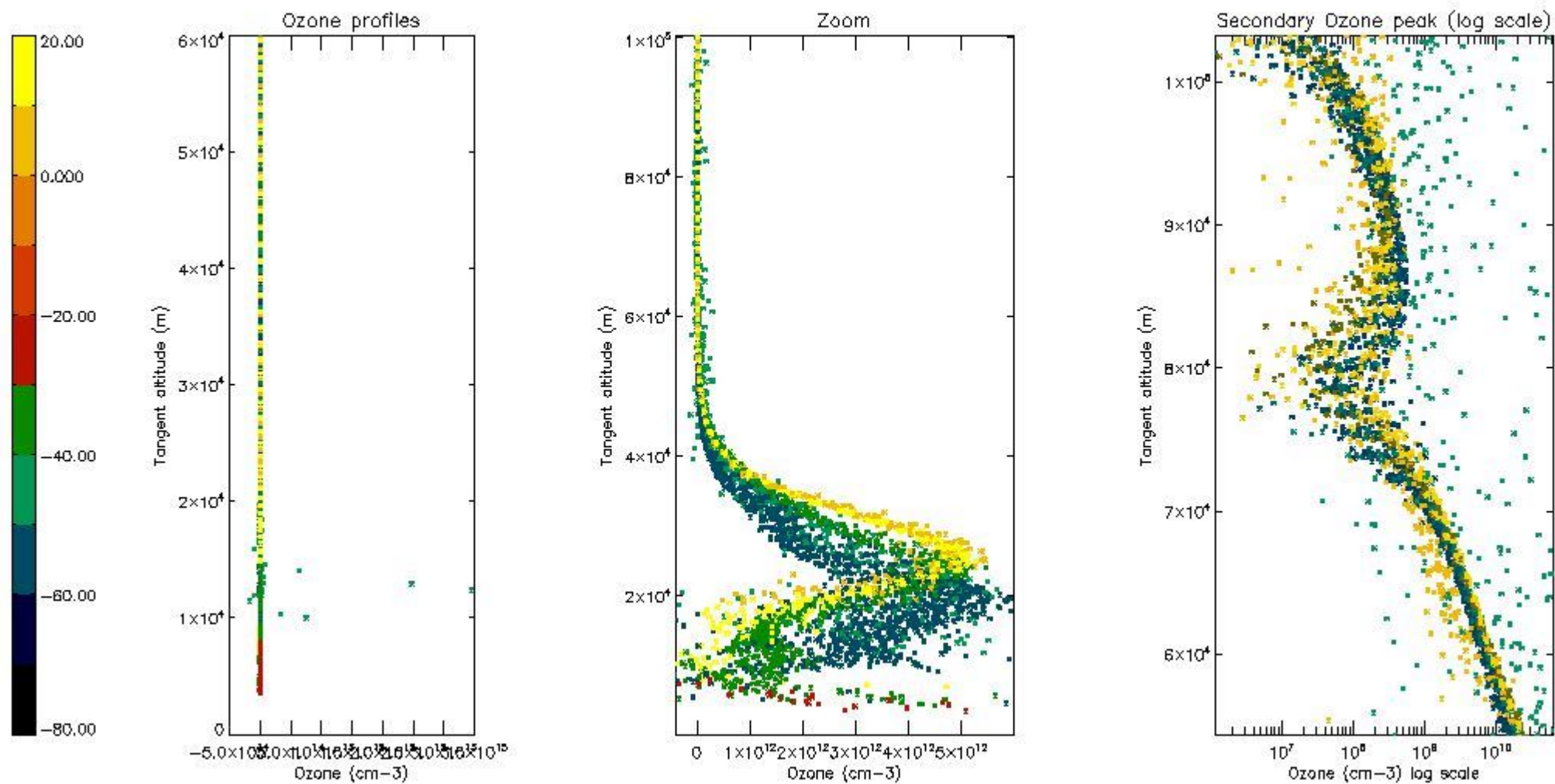
So, the table below shows the percentage of dark limb and valid observations for each criteria with respect to the overall valid daily observations.

Criteria	% of total production
All STD	40
STD < 20	27

STD < 10	22
STD < 5	17

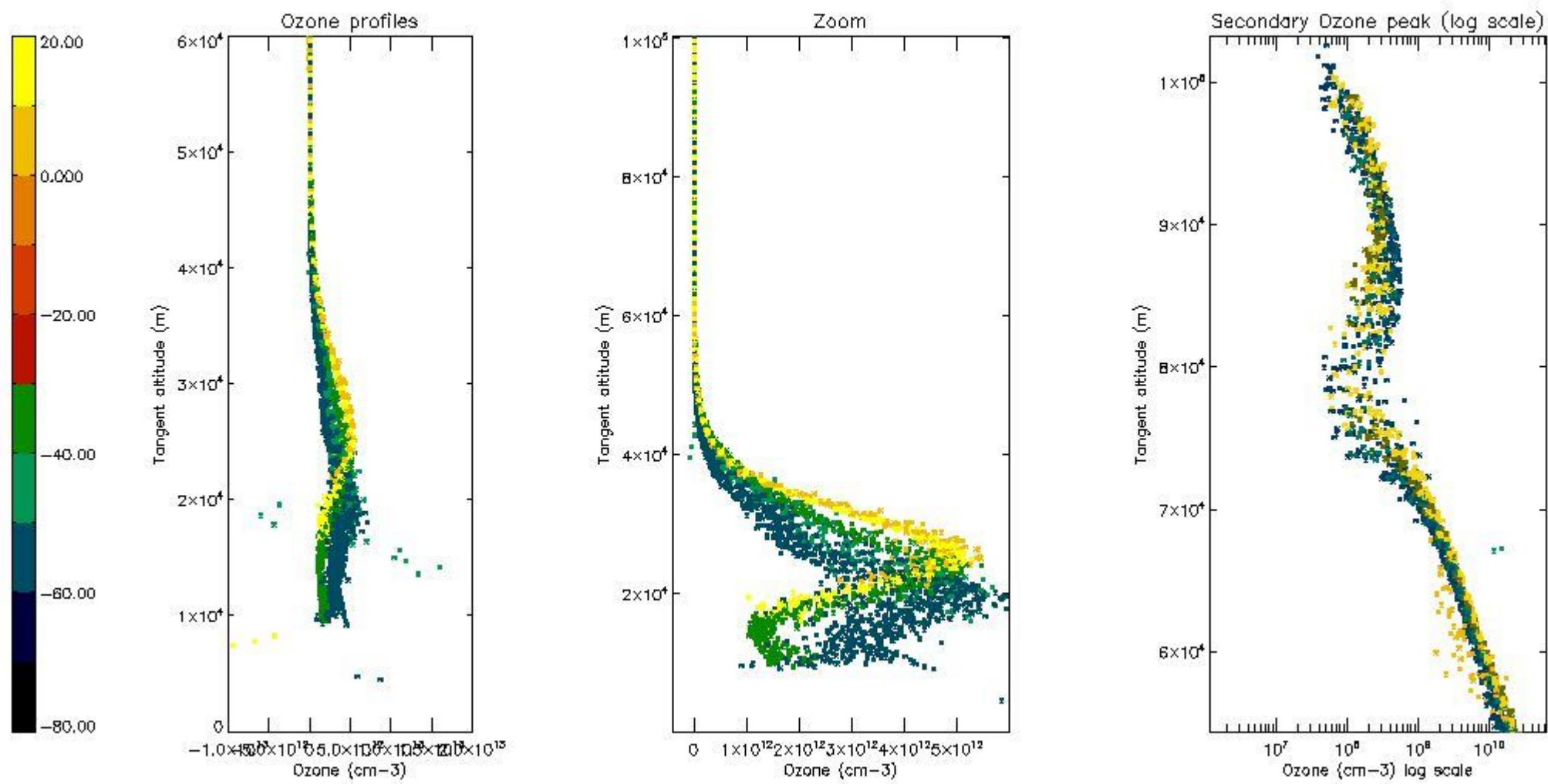
5.2 Plot ozone profiles for all STD (dark without errors)

The colorbar represents the latitude.



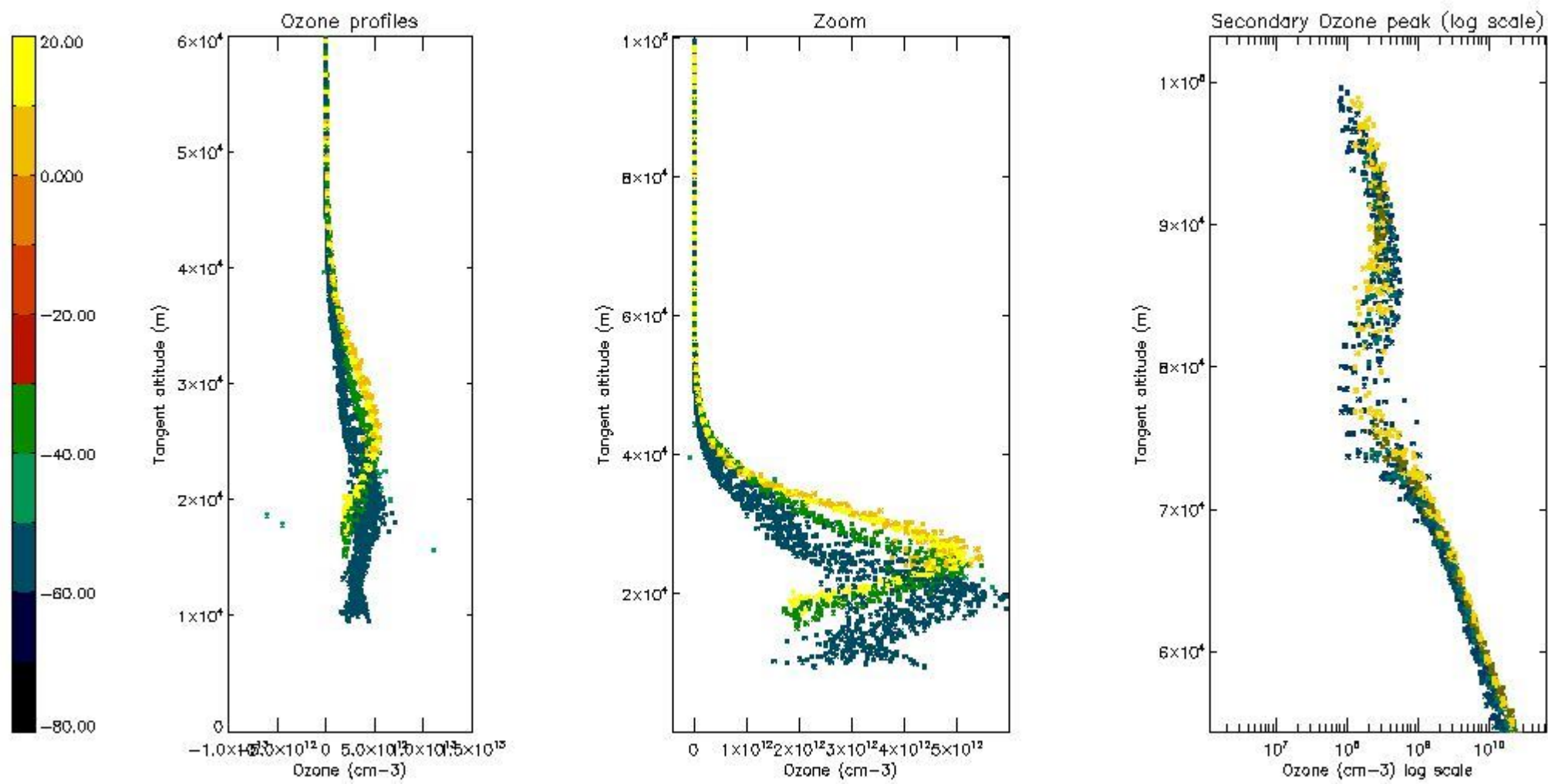
5.3 Plot ozone profiles where STD < 20% (dark without errors)

The colorbar represents the latitude.



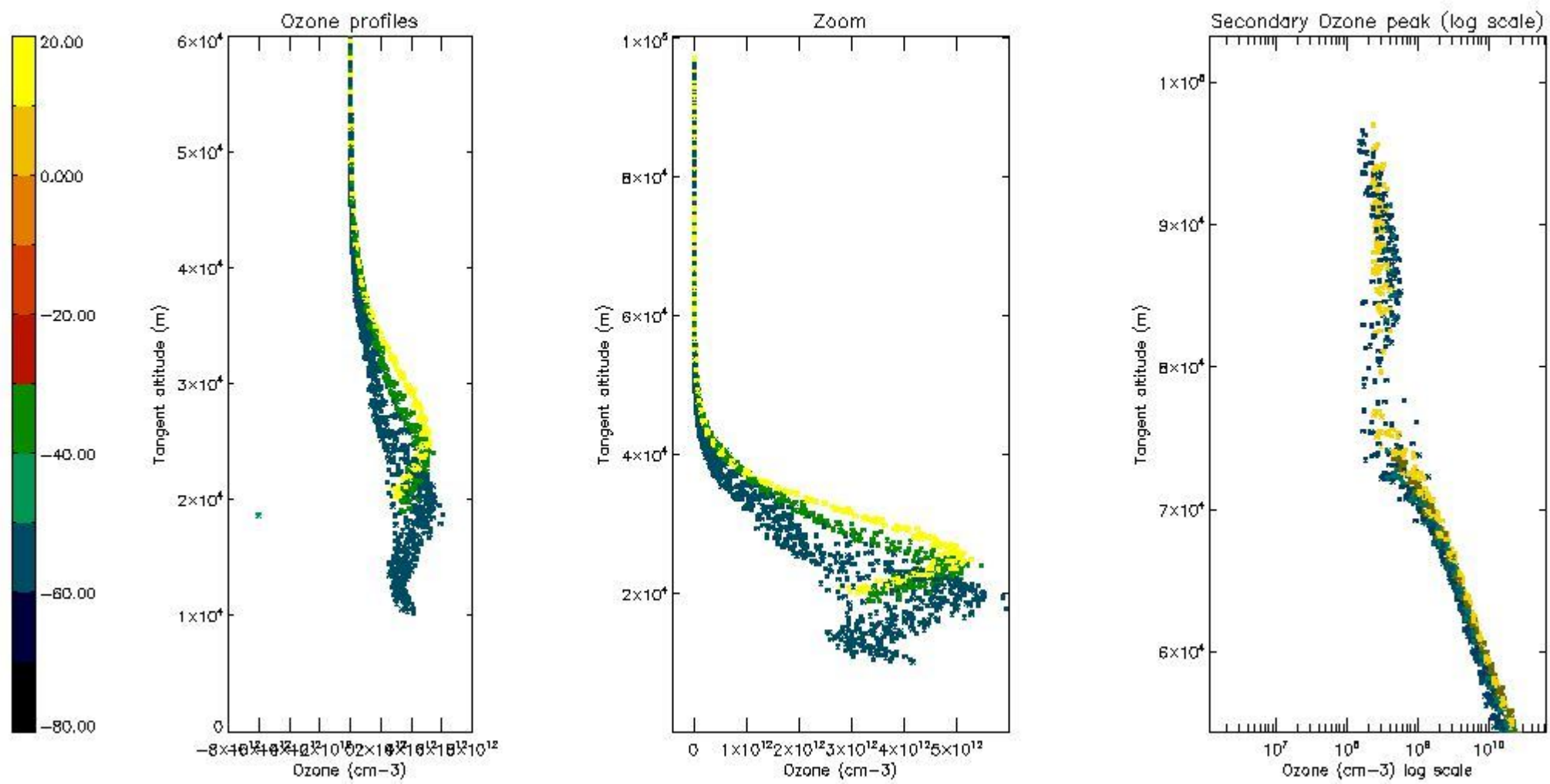
5.4 Plot ozone profiles where STD < 10% (dark without errors)

The colorbar represents the latitude.



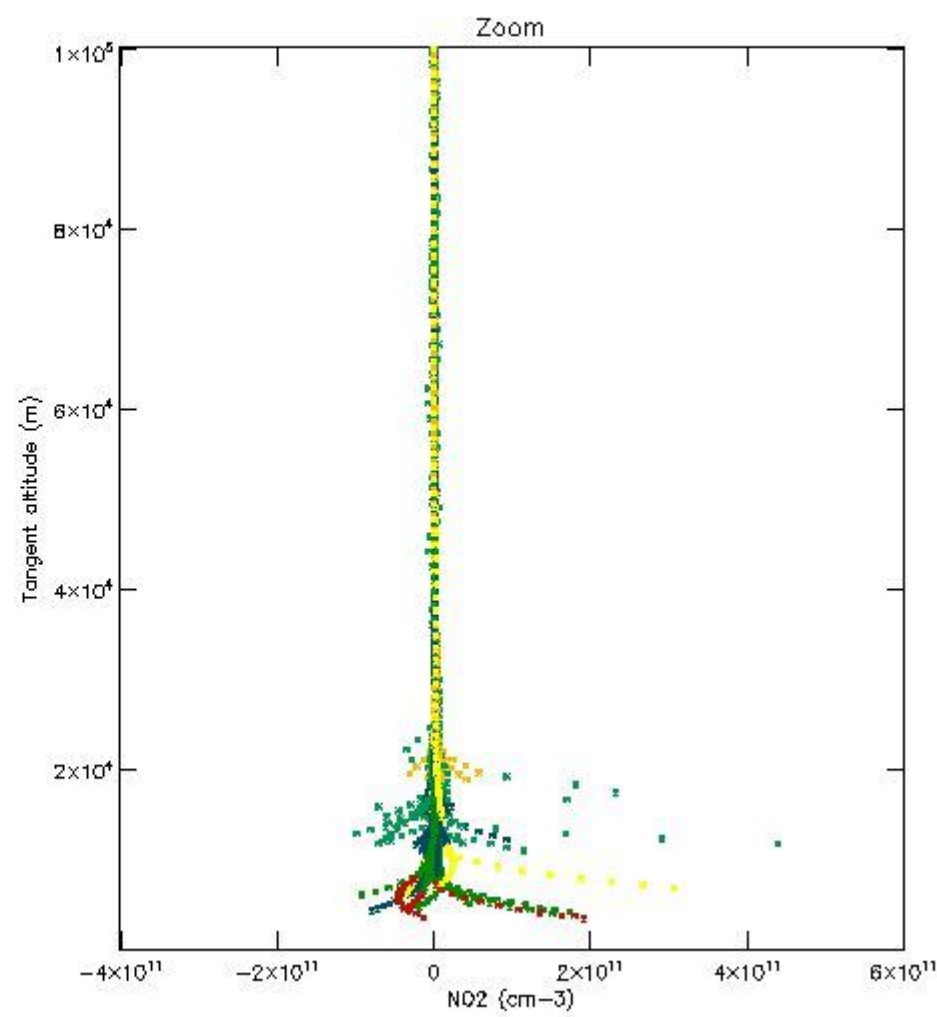
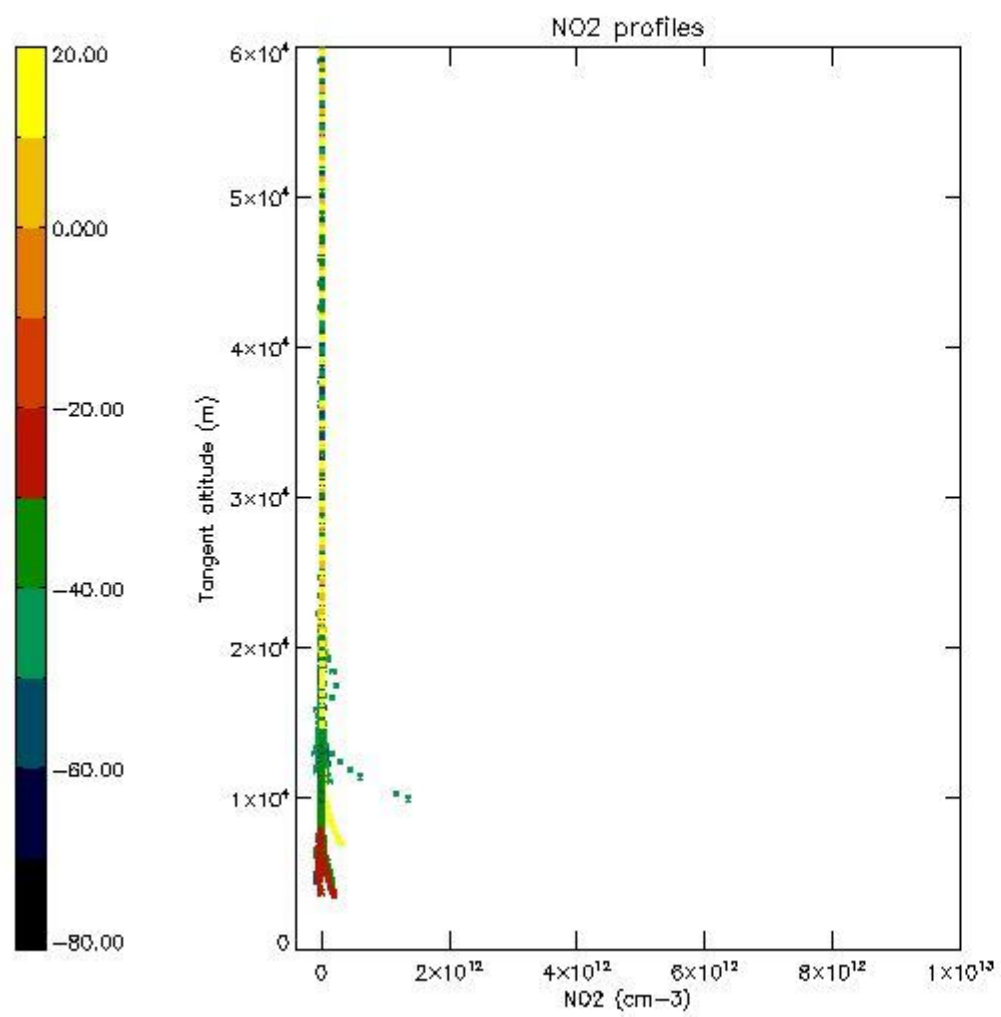
5.5 Plot ozone profiles where STD < 5% (dark without errors)

The colorbar represents the latitude.



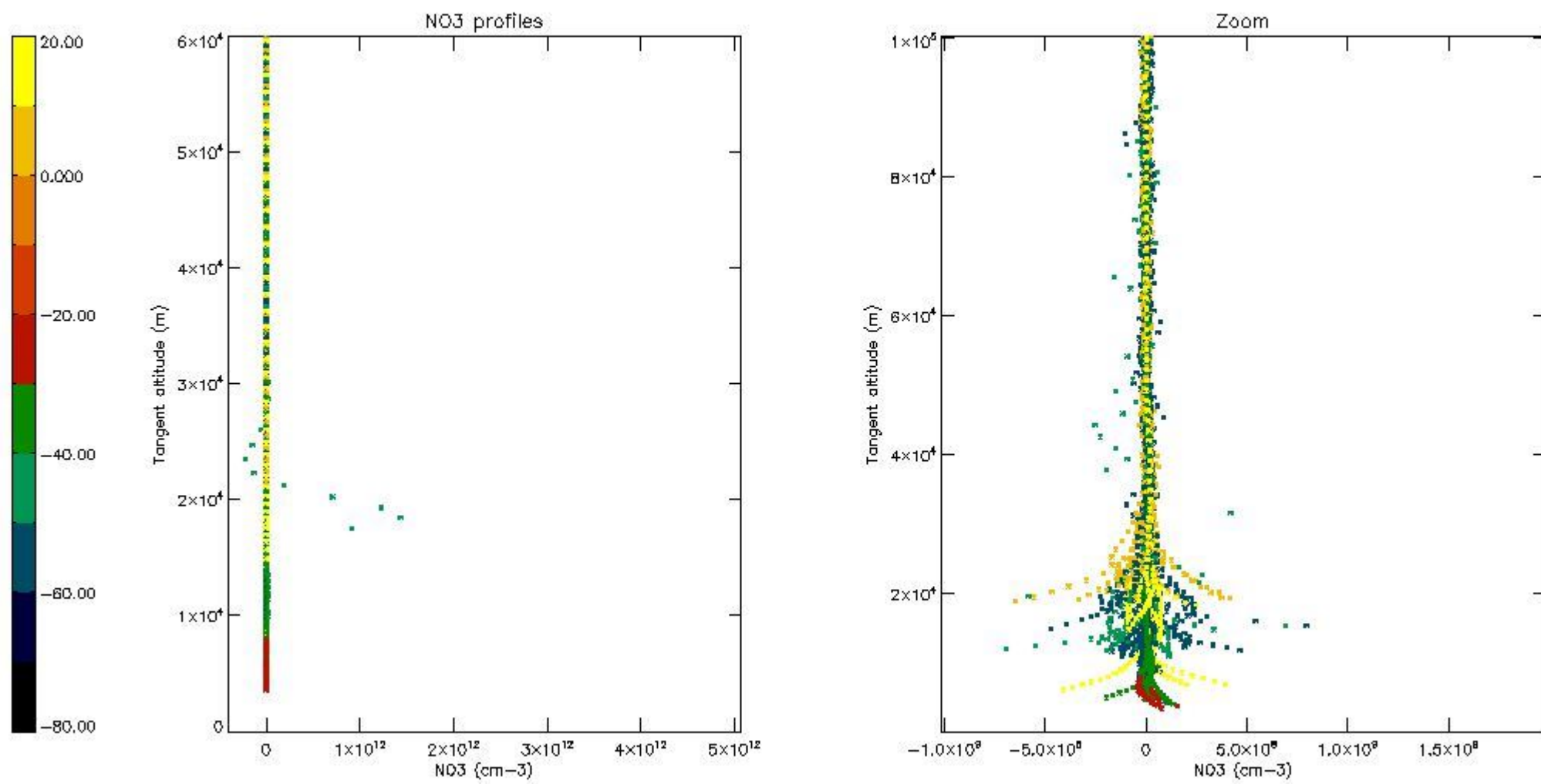
5.6 Plot NO₂ profiles for all STD (dark without errors)

The colorbar represents the latitude.



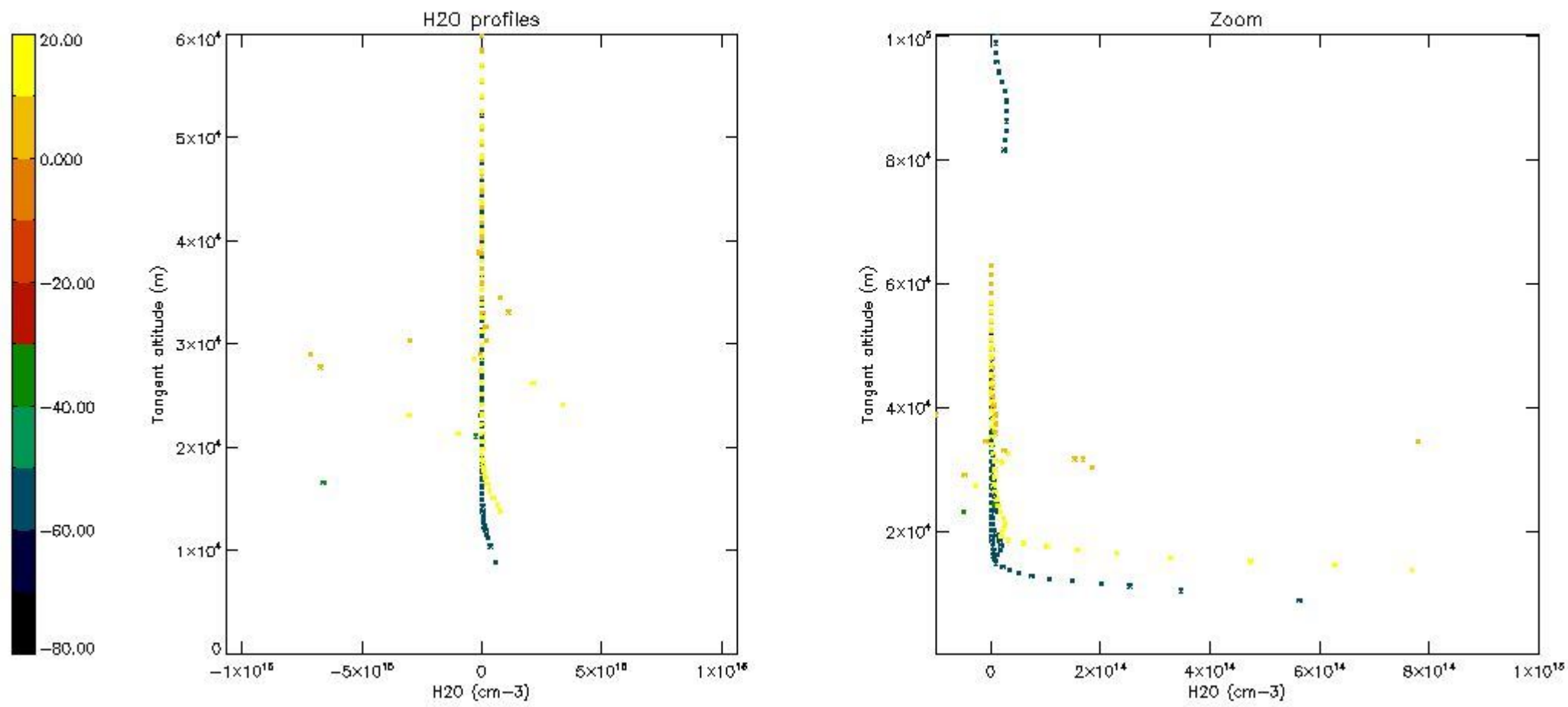
5.7 Plot NO3 profiles for all STD (dark without errors)

The colorbar represents the latitude.



5.8 Plot H₂O profiles for all STD (only for occultations of stars 1,2,3,4,13,14,16,26,63 dark without errors)

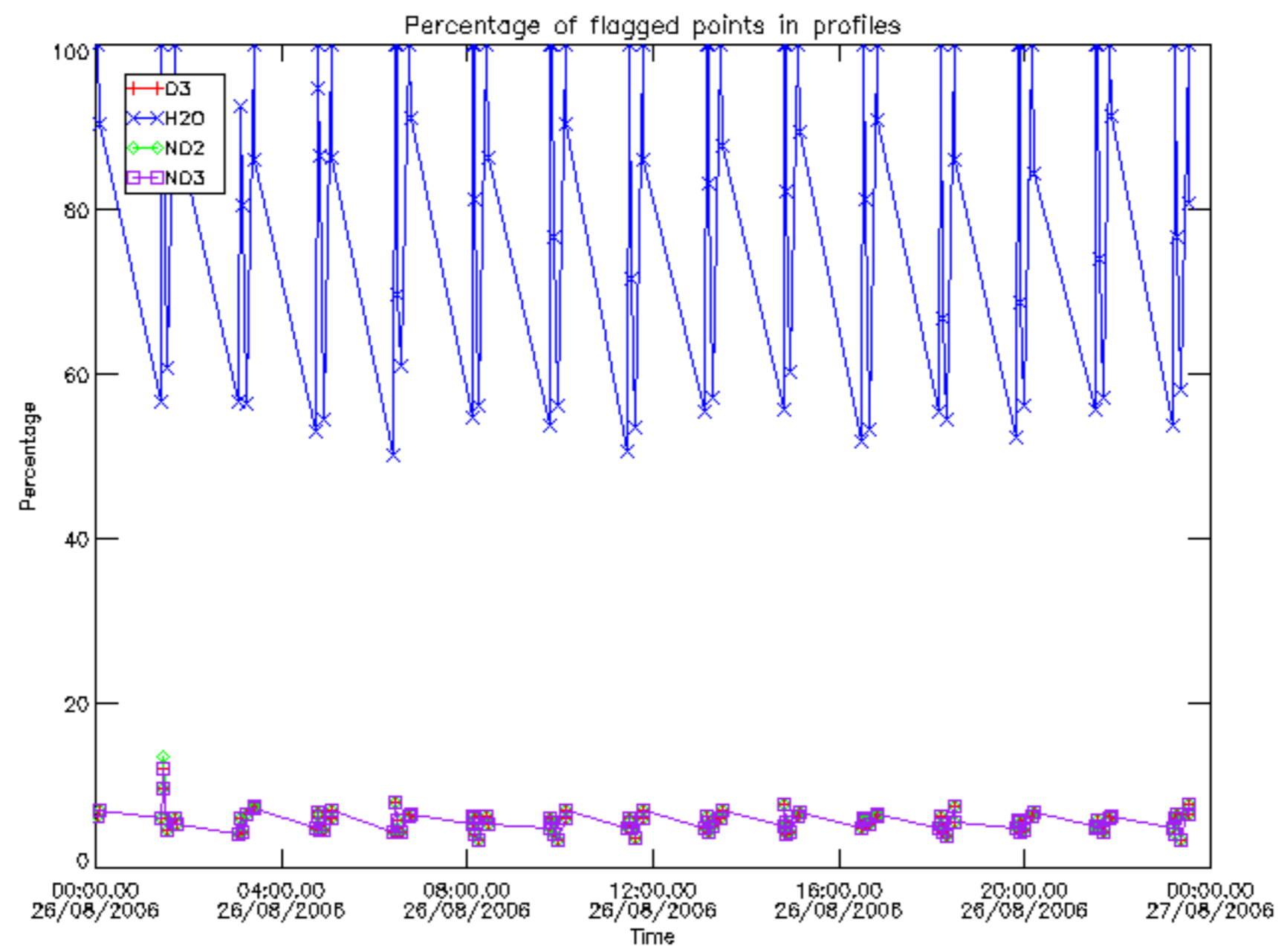
The colorbar represents the latitude.



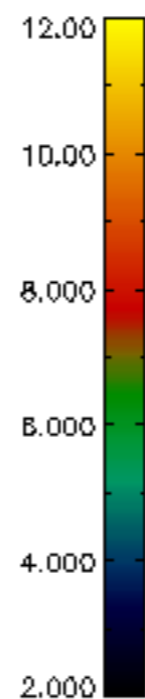
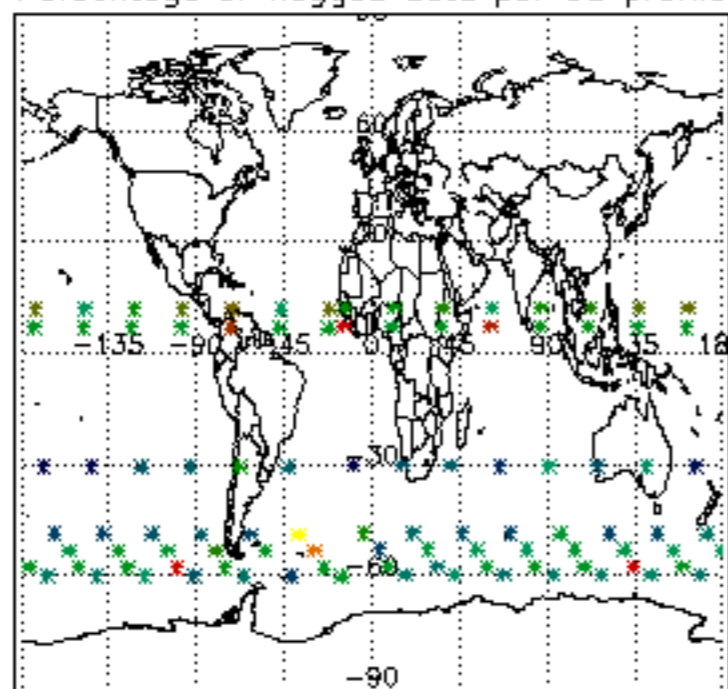
6. Auxiliary Data Files used for the production reported in section 2

The number reported in the third column indicates since which file (see list in section 2) the corresponding auxiliary file has been used. The fourth column is the date of those product files.

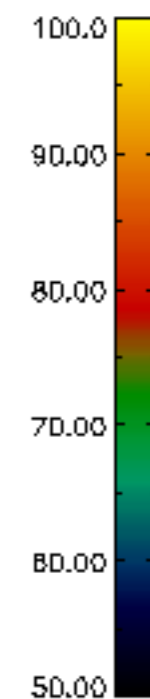
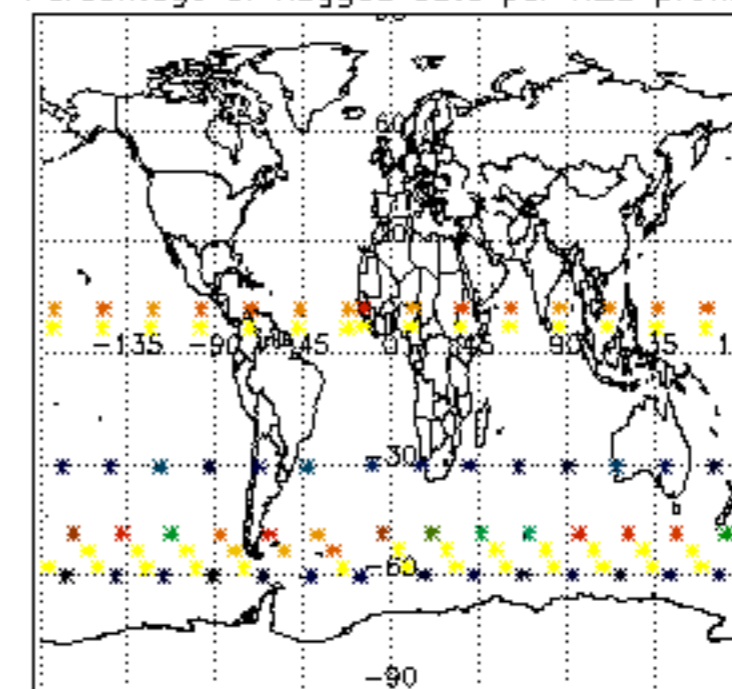
Type	Auxiliary Filename	Used since product	Used since product date
INST_PHYS_CHARACTERISTICS	GOM_INS_AXVIEC20091111_143220_20030716_120000_20500101_000000	1	26-AUG-2006 00:02:40
LEVEL-2_PROC_CONFIG	GOM_PR2_AXVIEC20091111_152718_20020301_000000_20500101_000000	1	26-AUG-2006 00:02:40
CROSS_SECTIONS_FILE	GOM_CRS_AXVIEC20091111_154832_20020301_000000_20500101_000000	1	26-AUG-2006 00:02:40



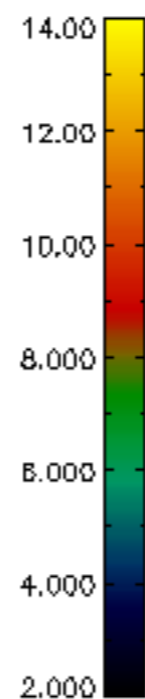
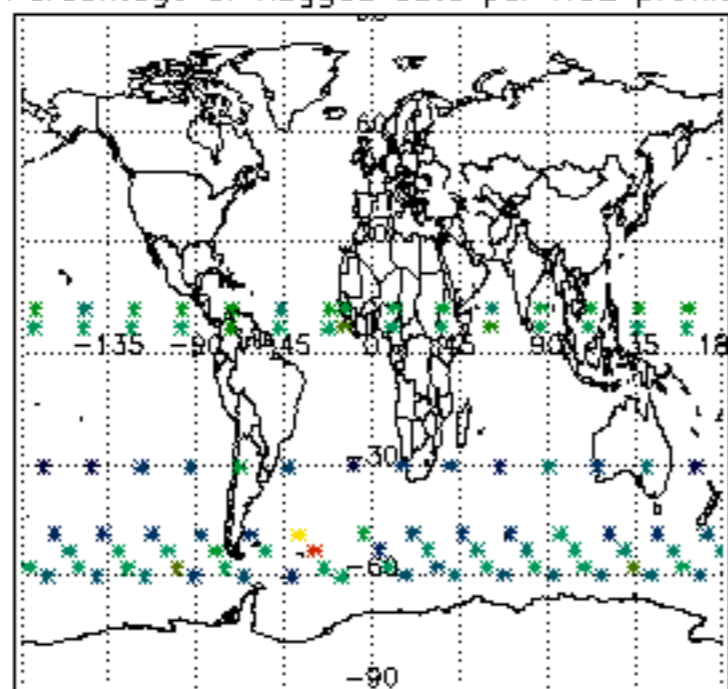
Percentage of flagged data per D3 profile



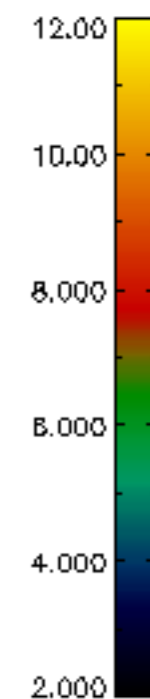
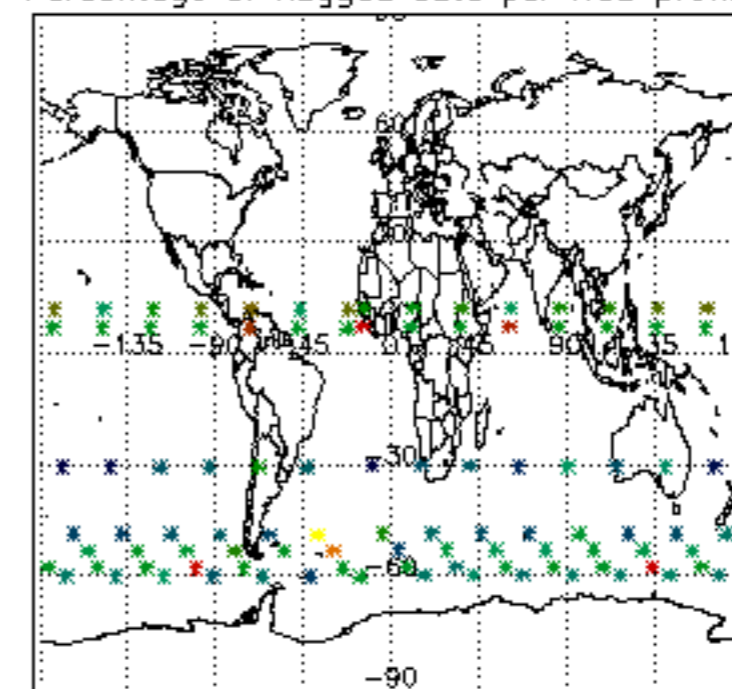
Percentage of flagged data per H2O profile

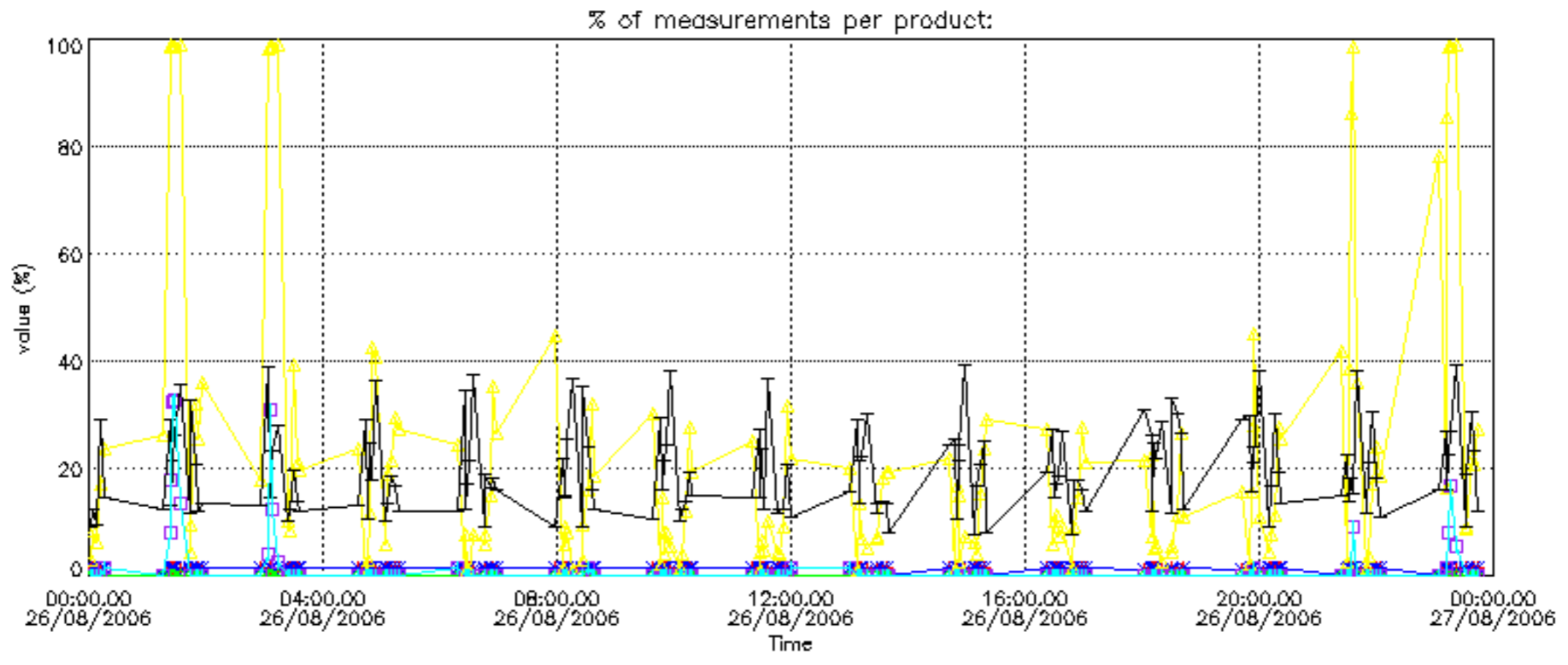


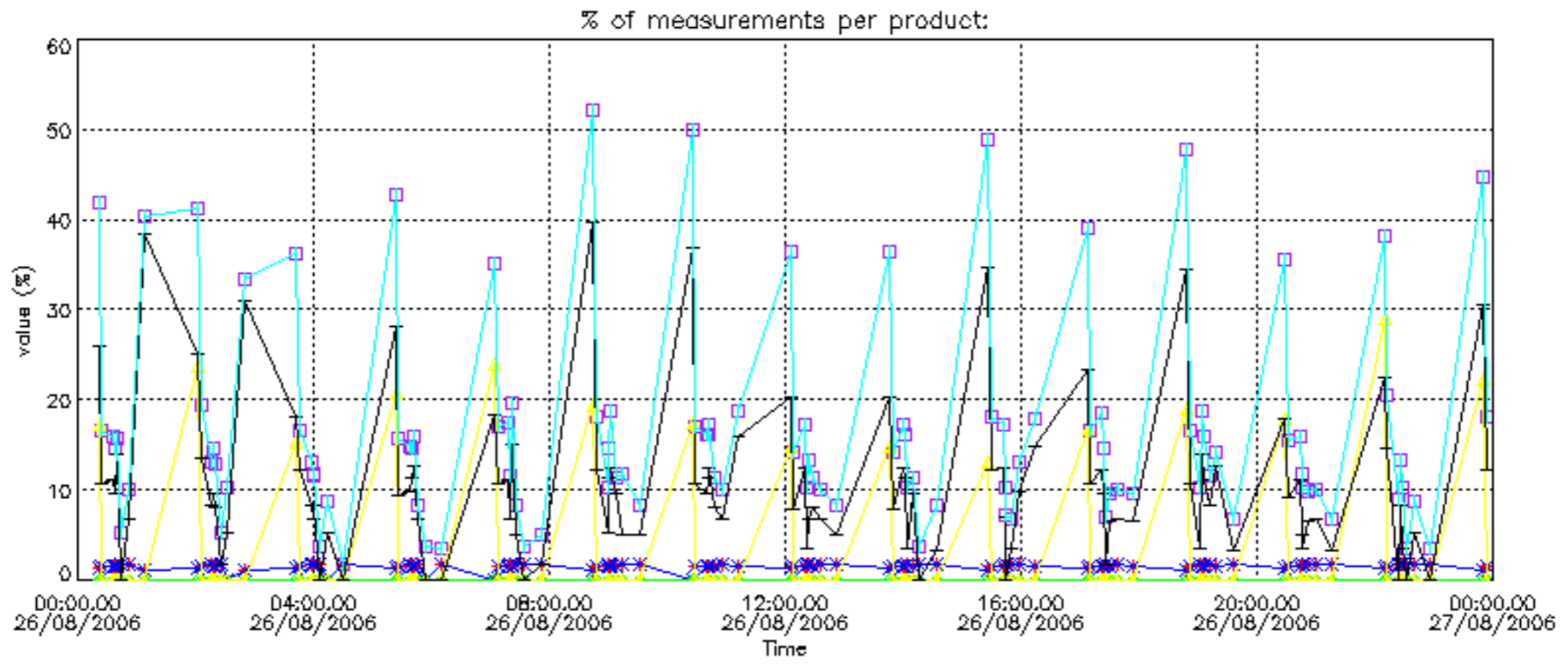
Percentage of flagged data per NO2 profile



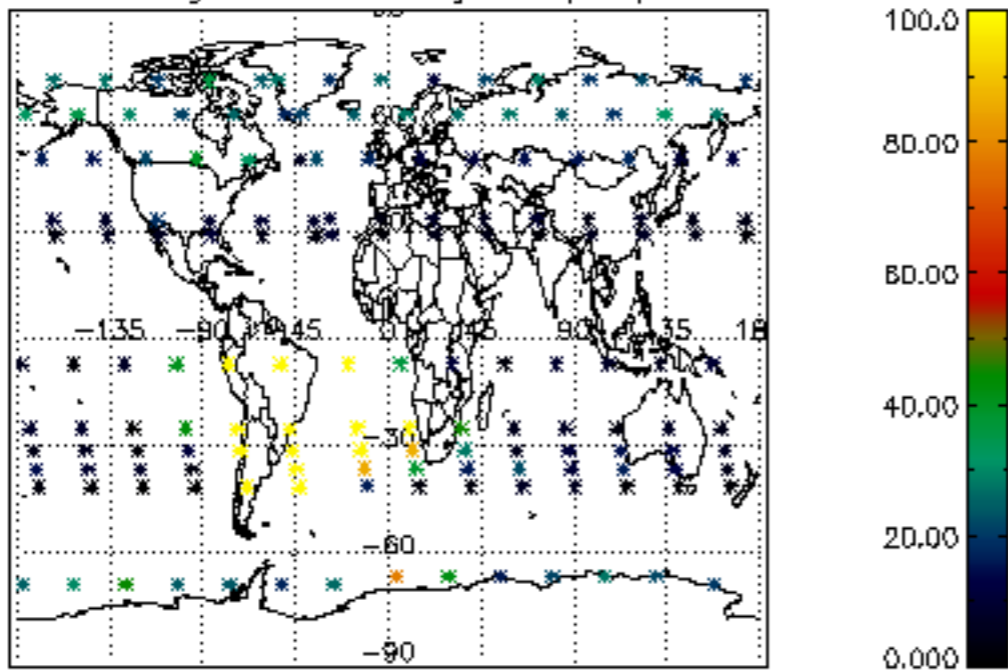
Percentage of flagged data per NO3 profile



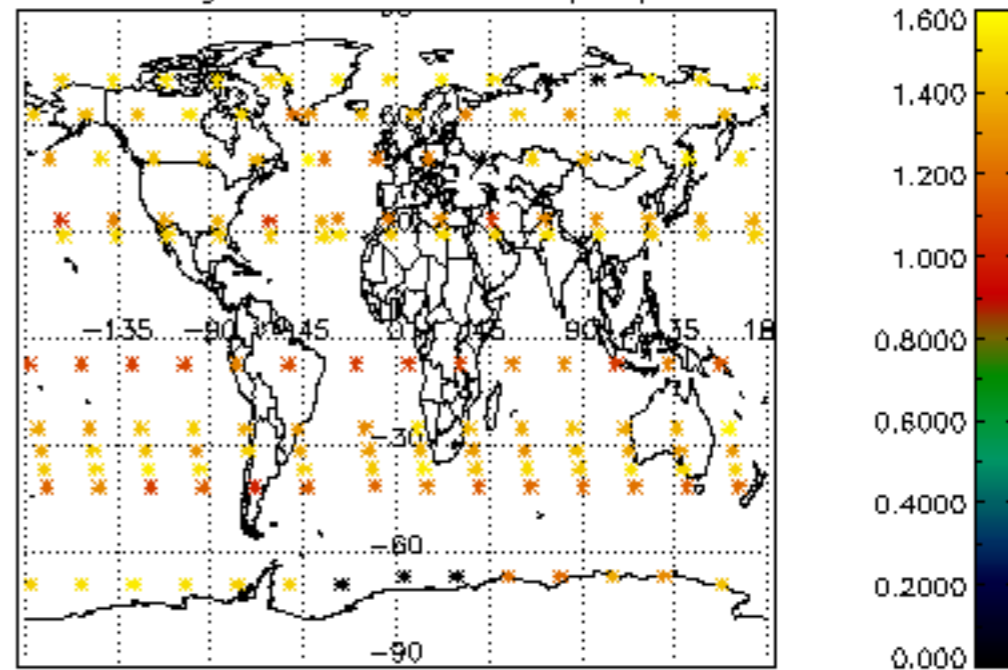




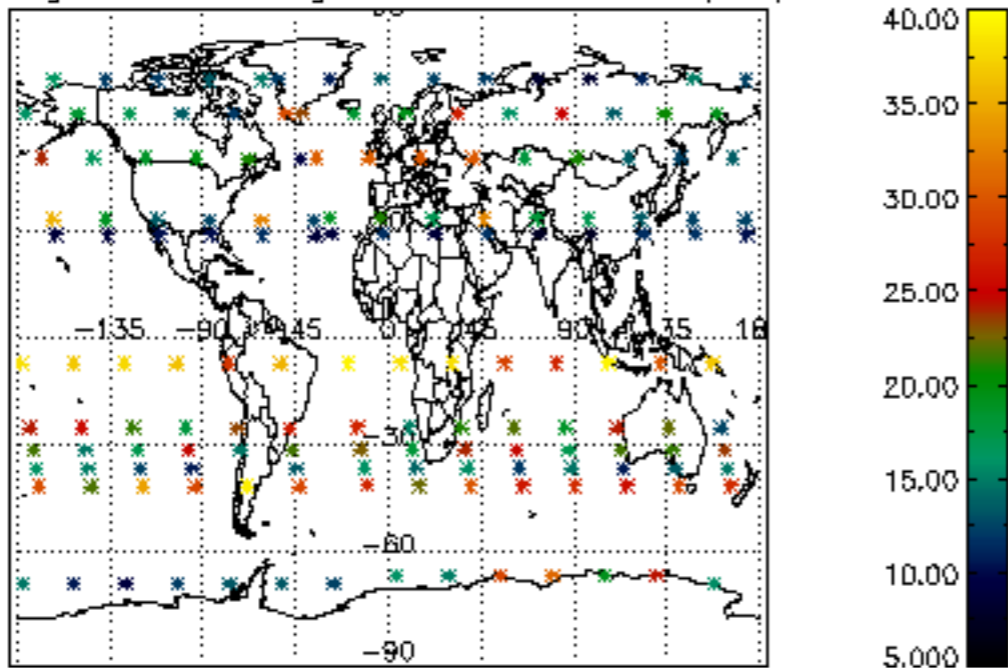
Percentage of cosmic ray hits per profile



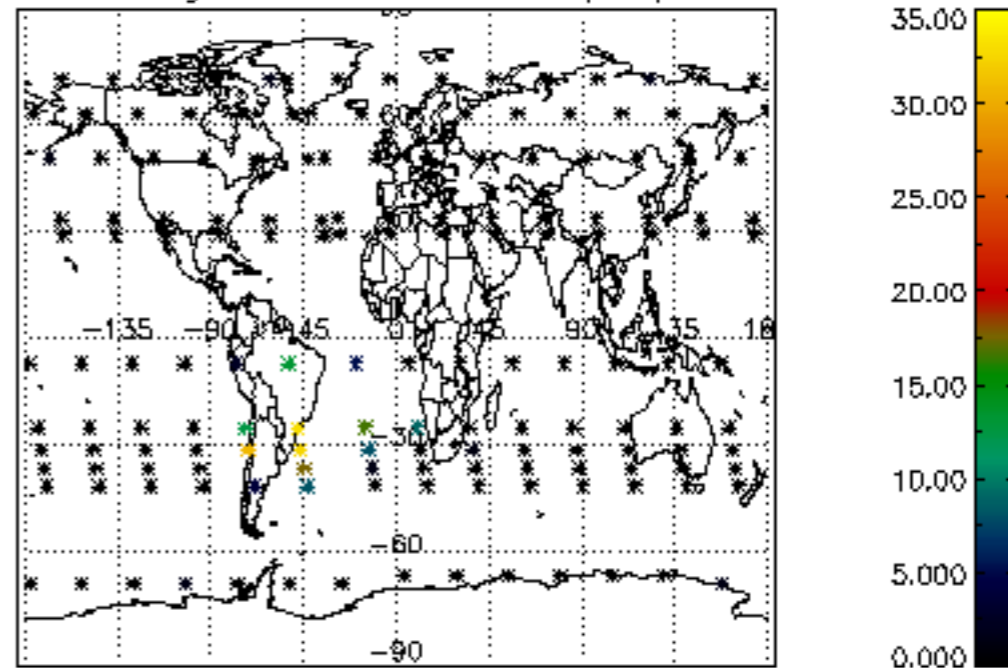
Percentage of datation errors per profile



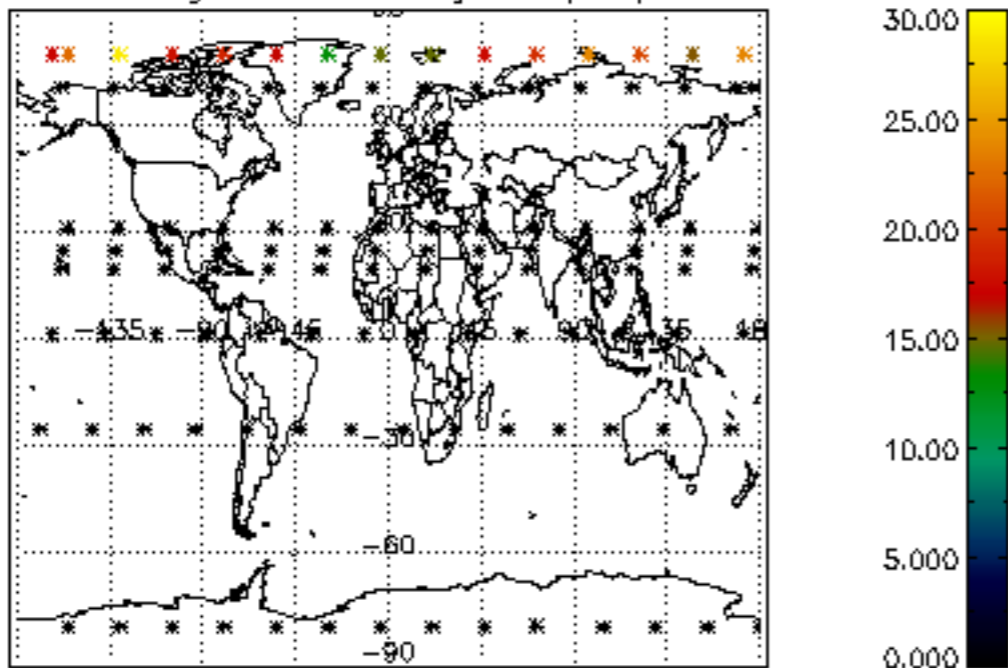
Percentage of star falling outside central band per profile



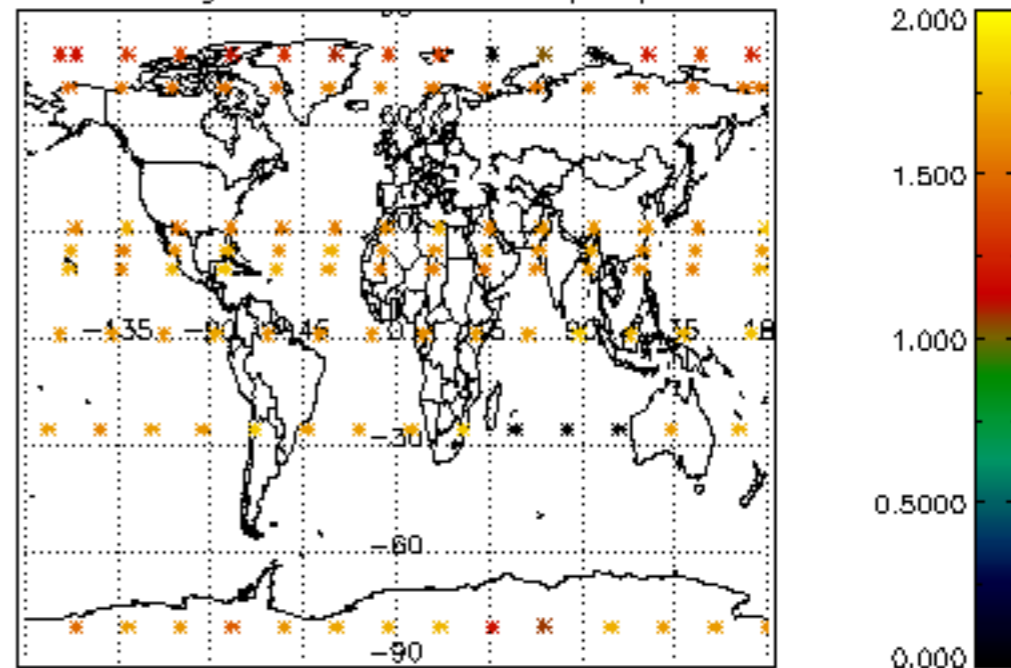
Percentage of saturation errors per profile



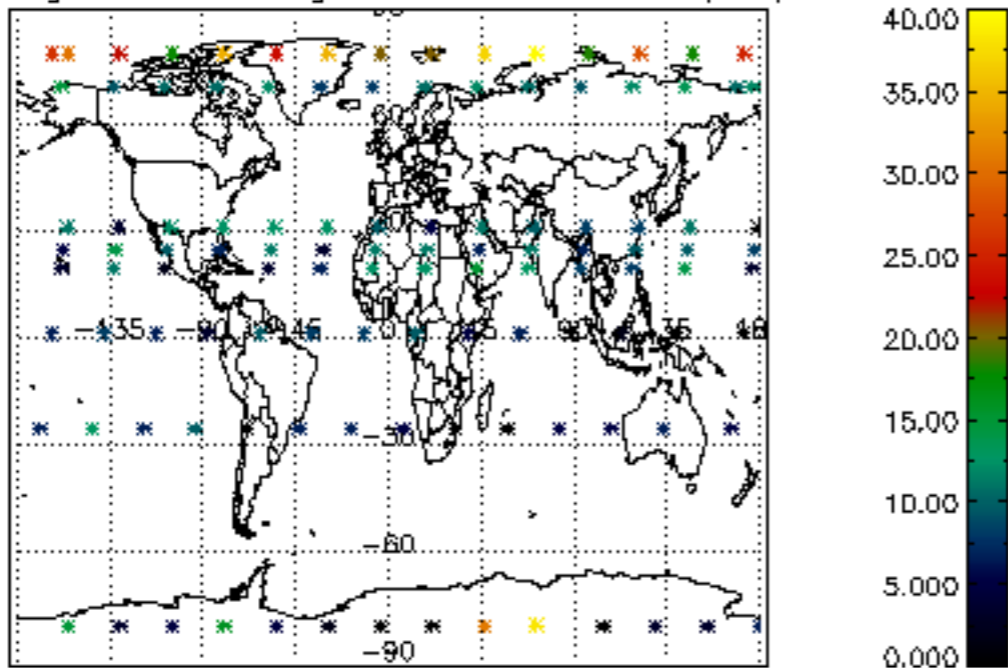
Percentage of cosmic ray hits per profile



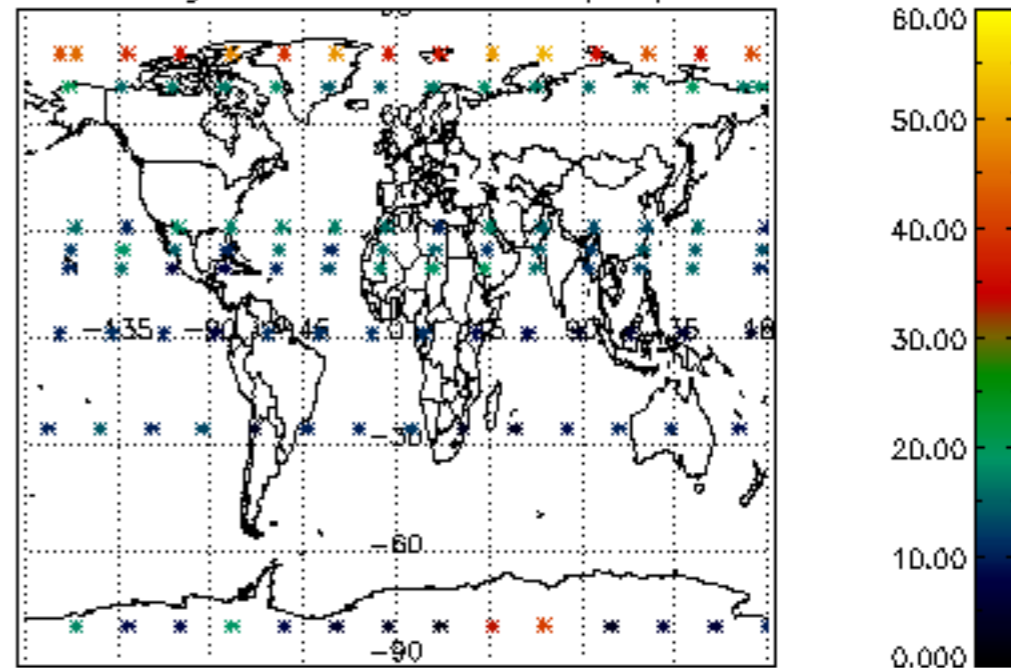
Percentage of datation errors per profile

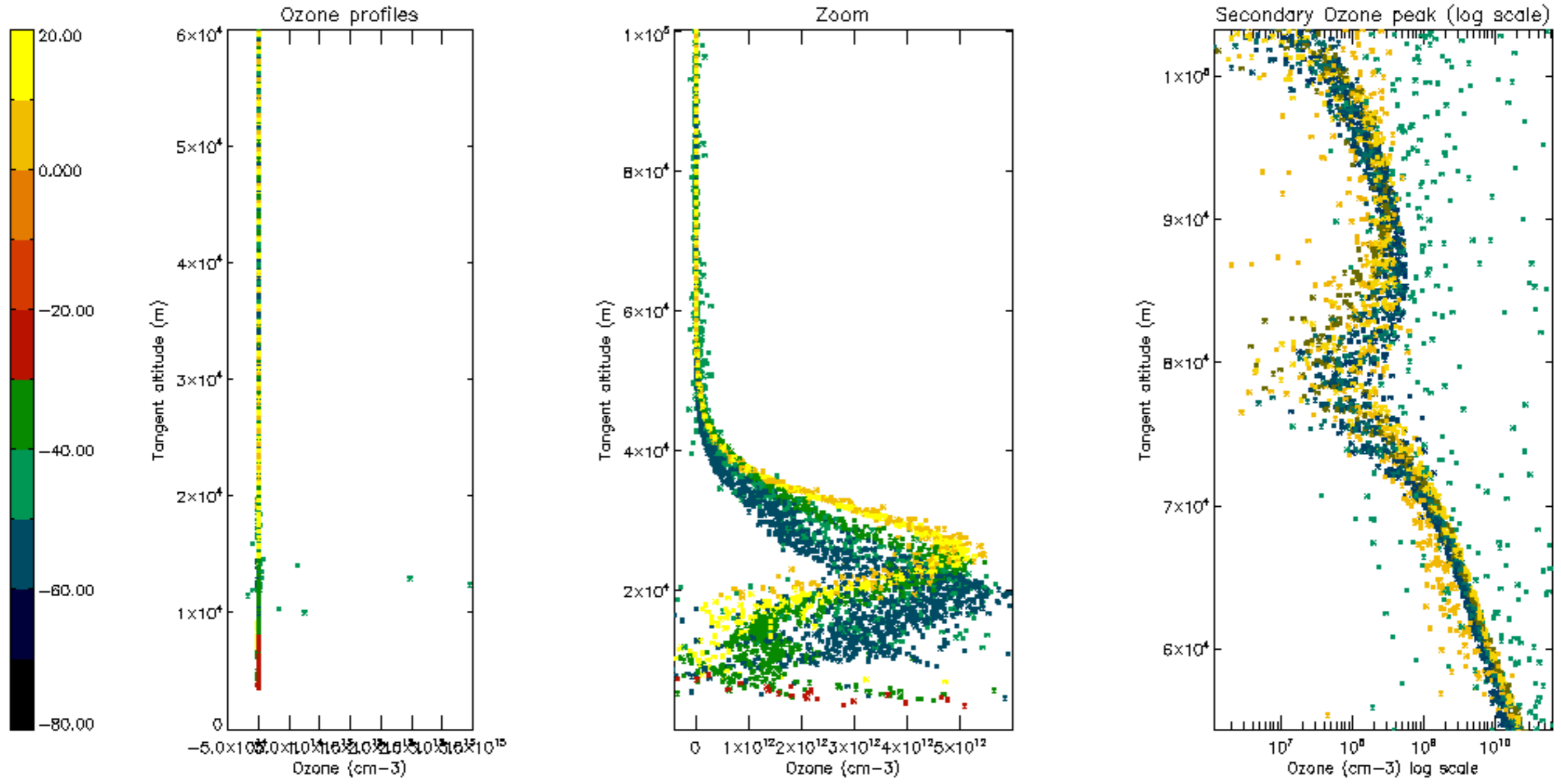


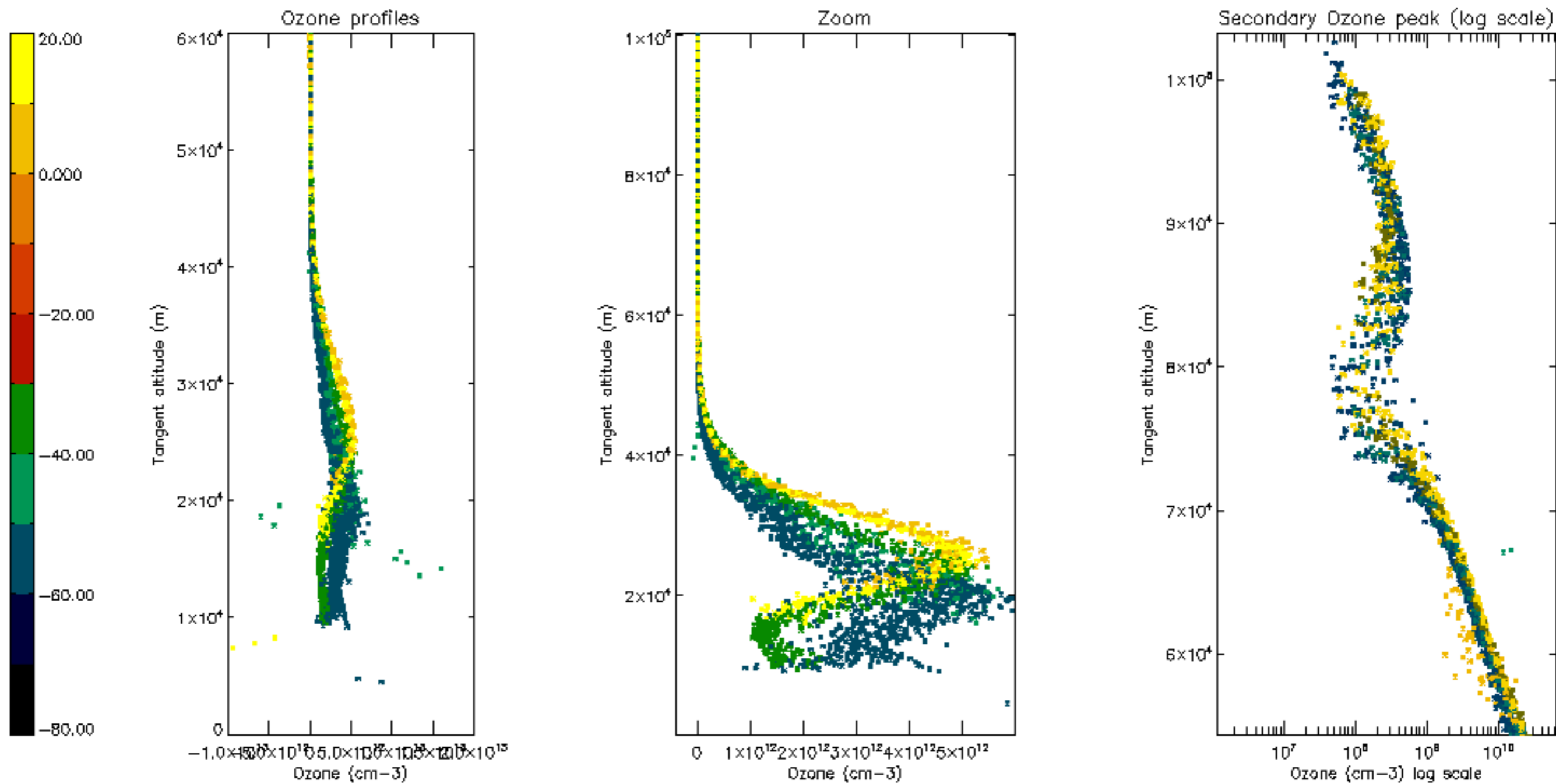
Percentage of star falling outside central band per profile

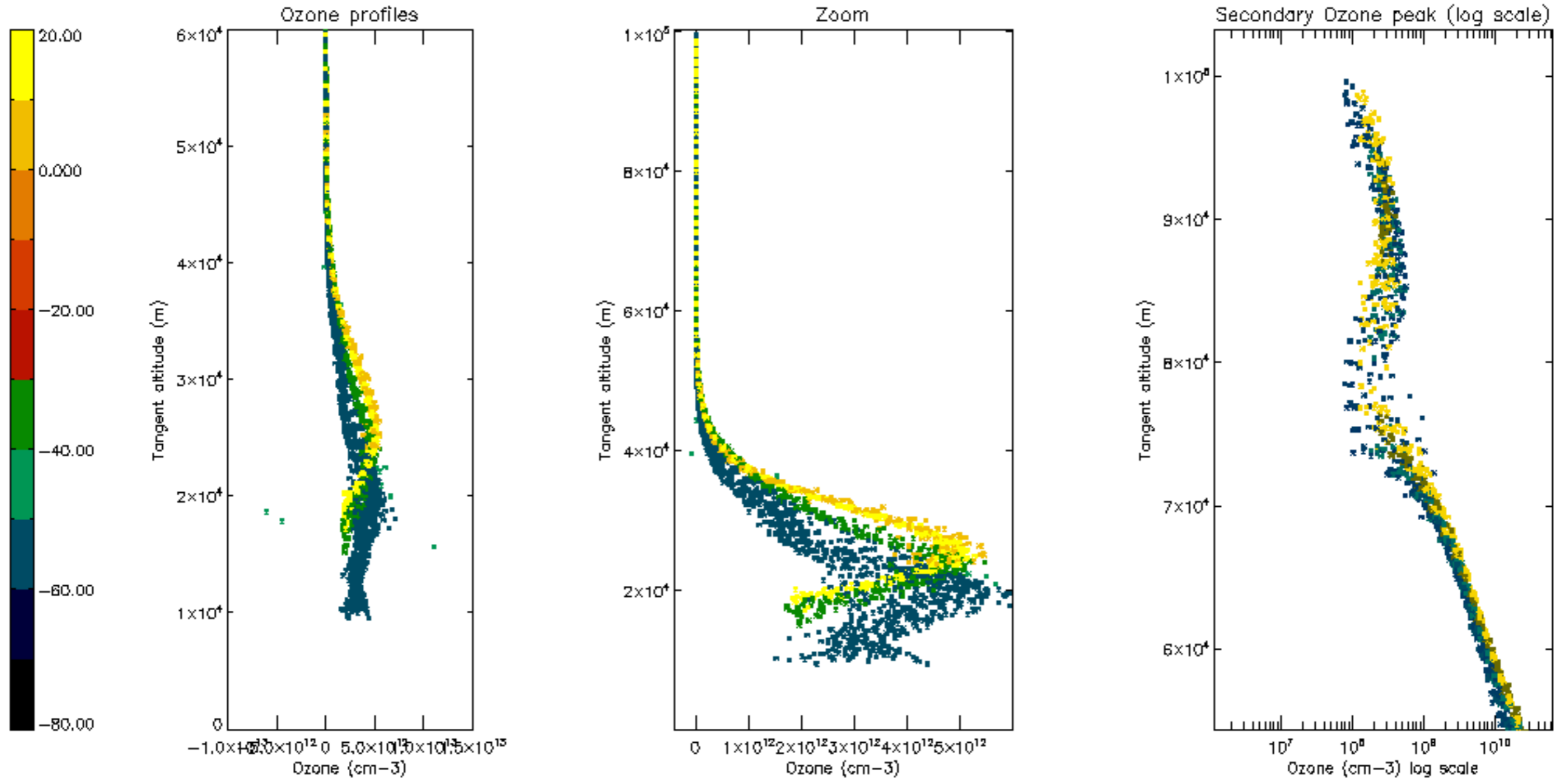


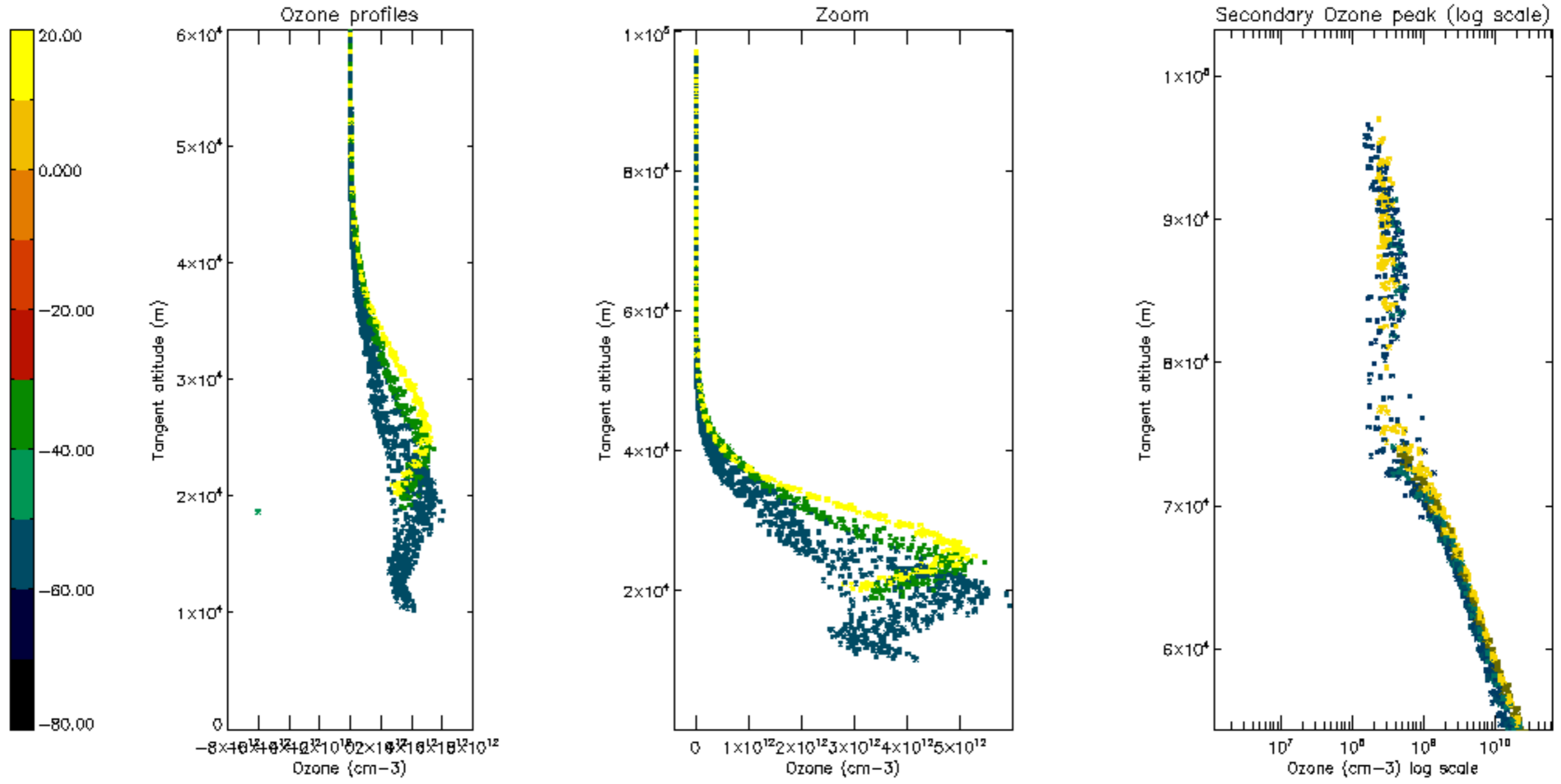
Percentage of saturation errors per profile

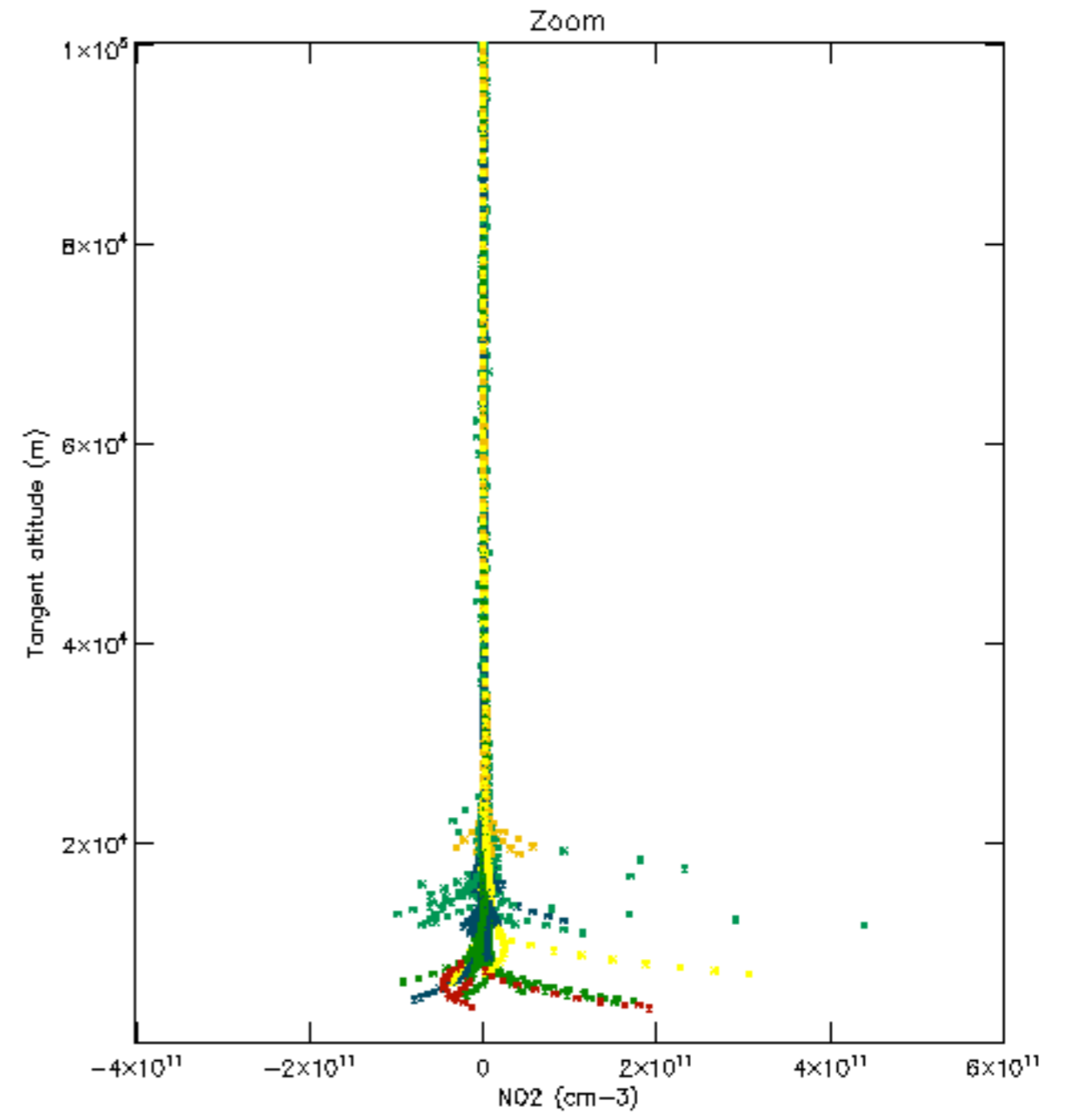
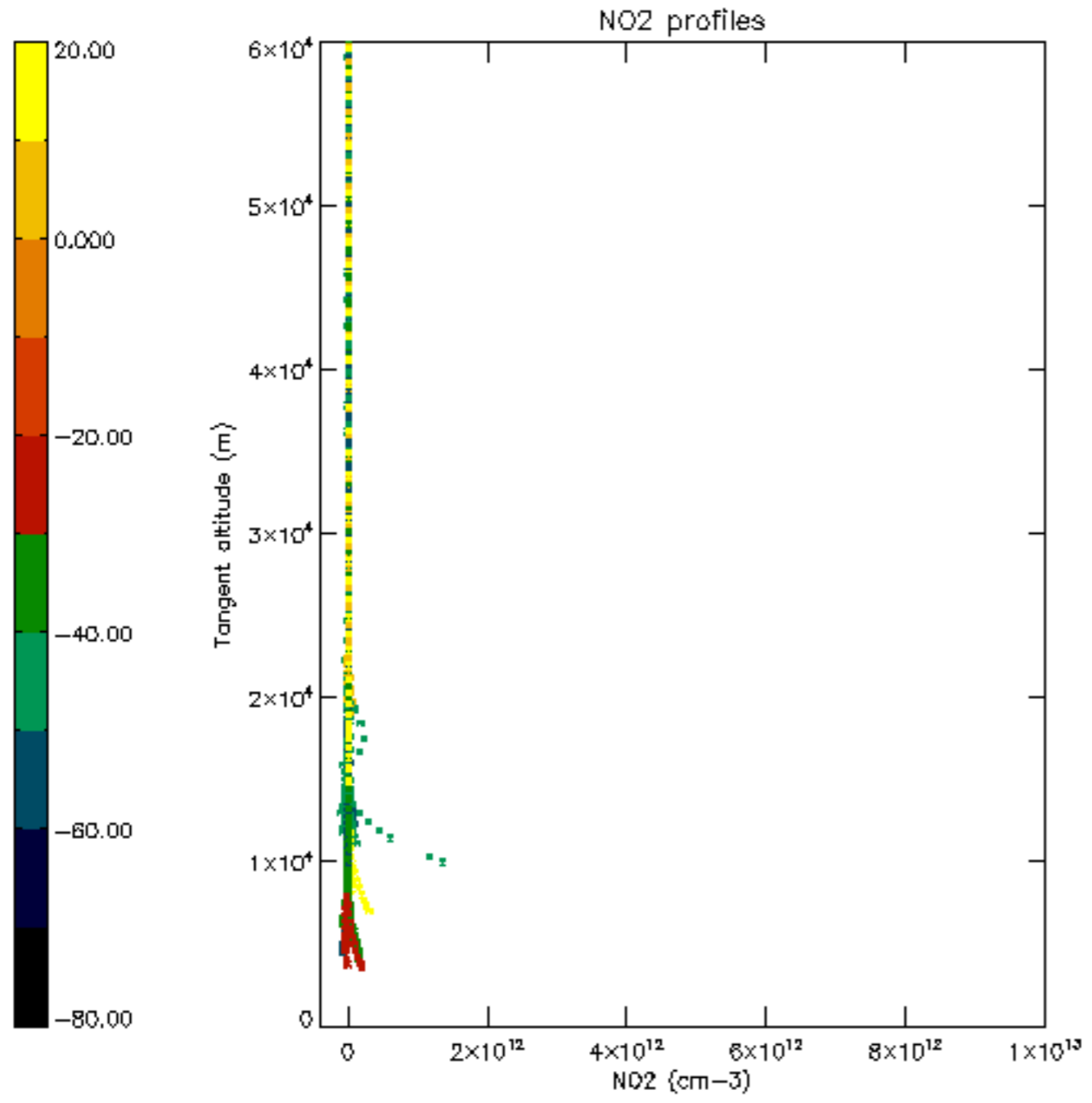


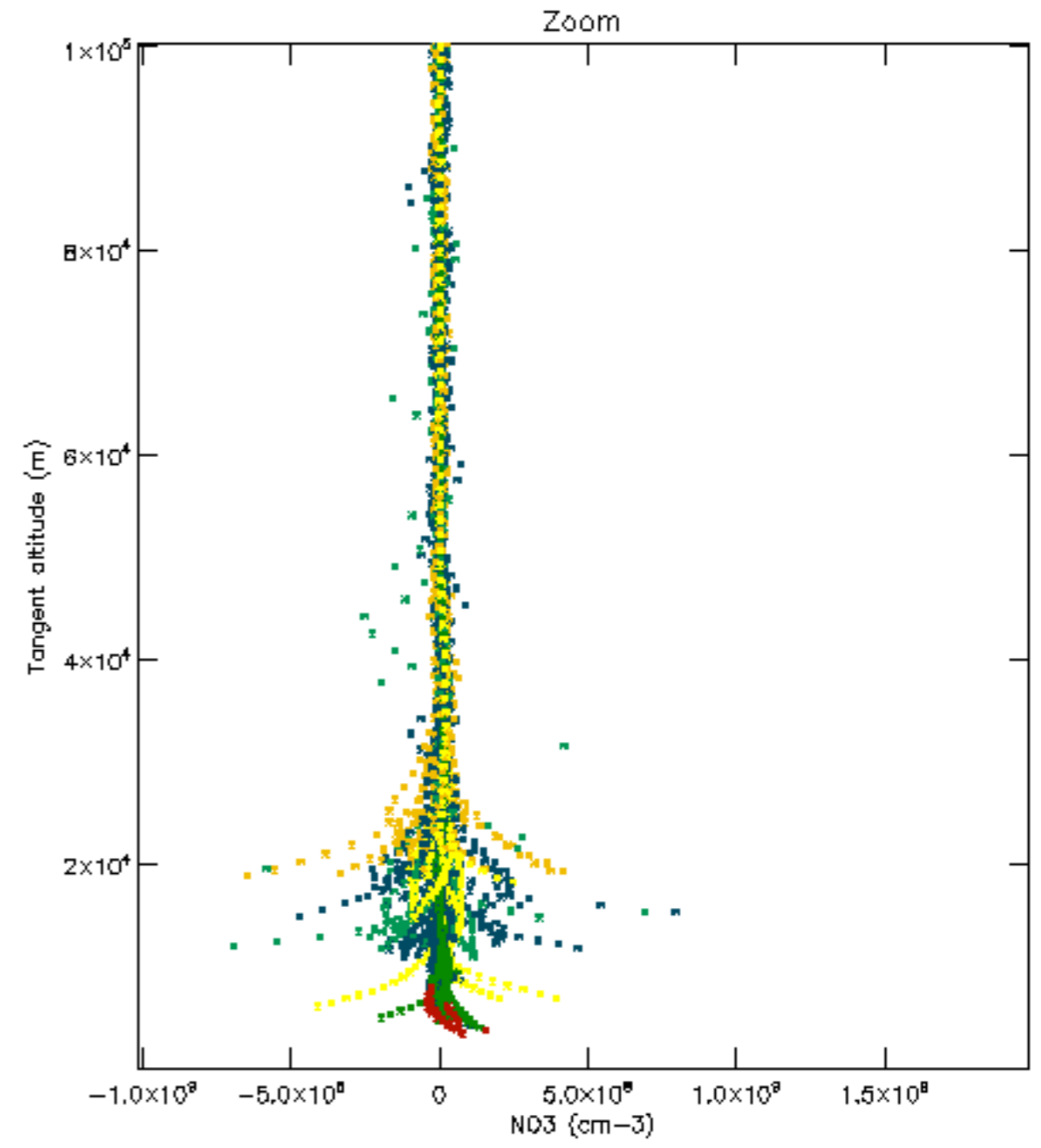
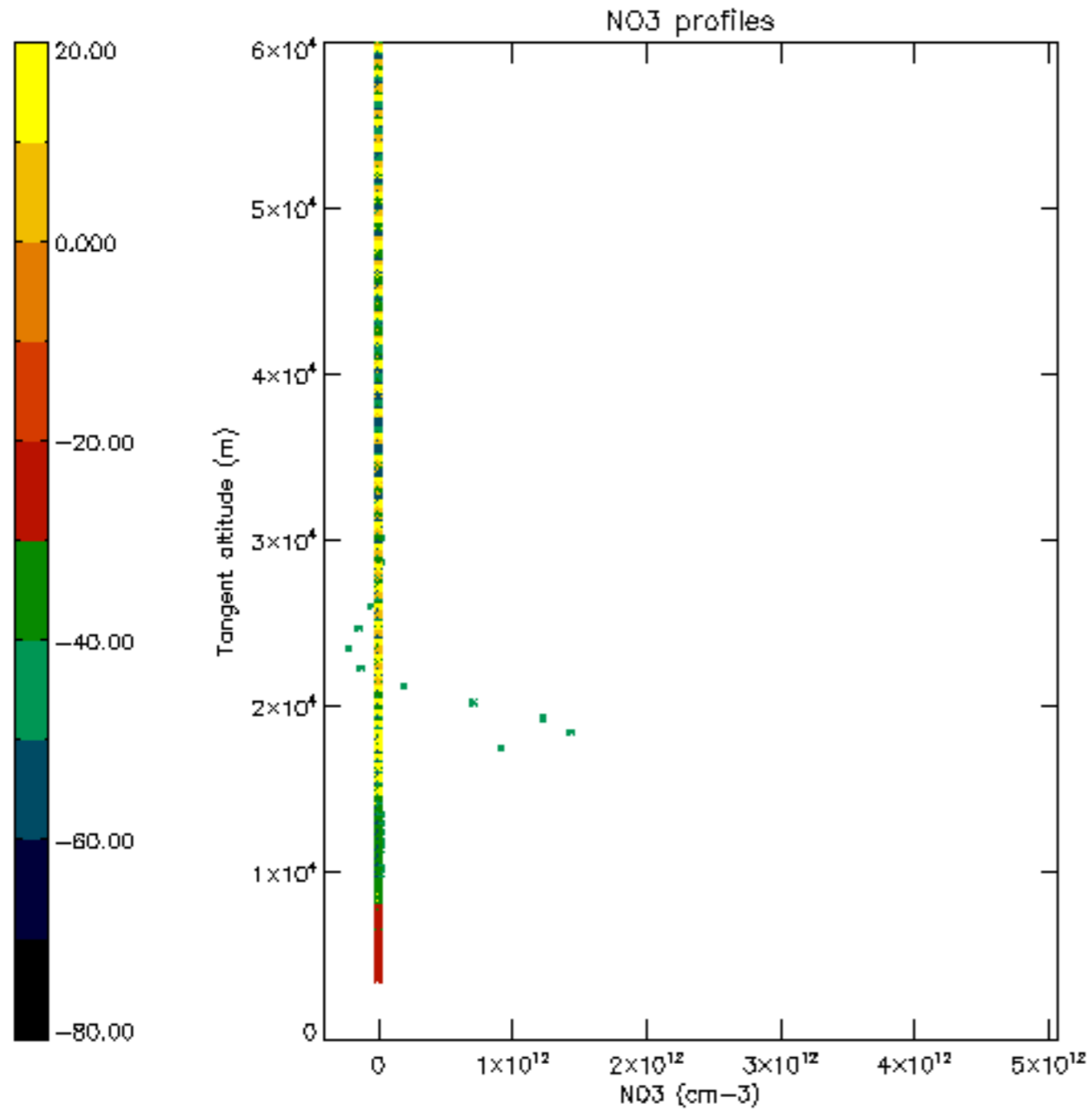


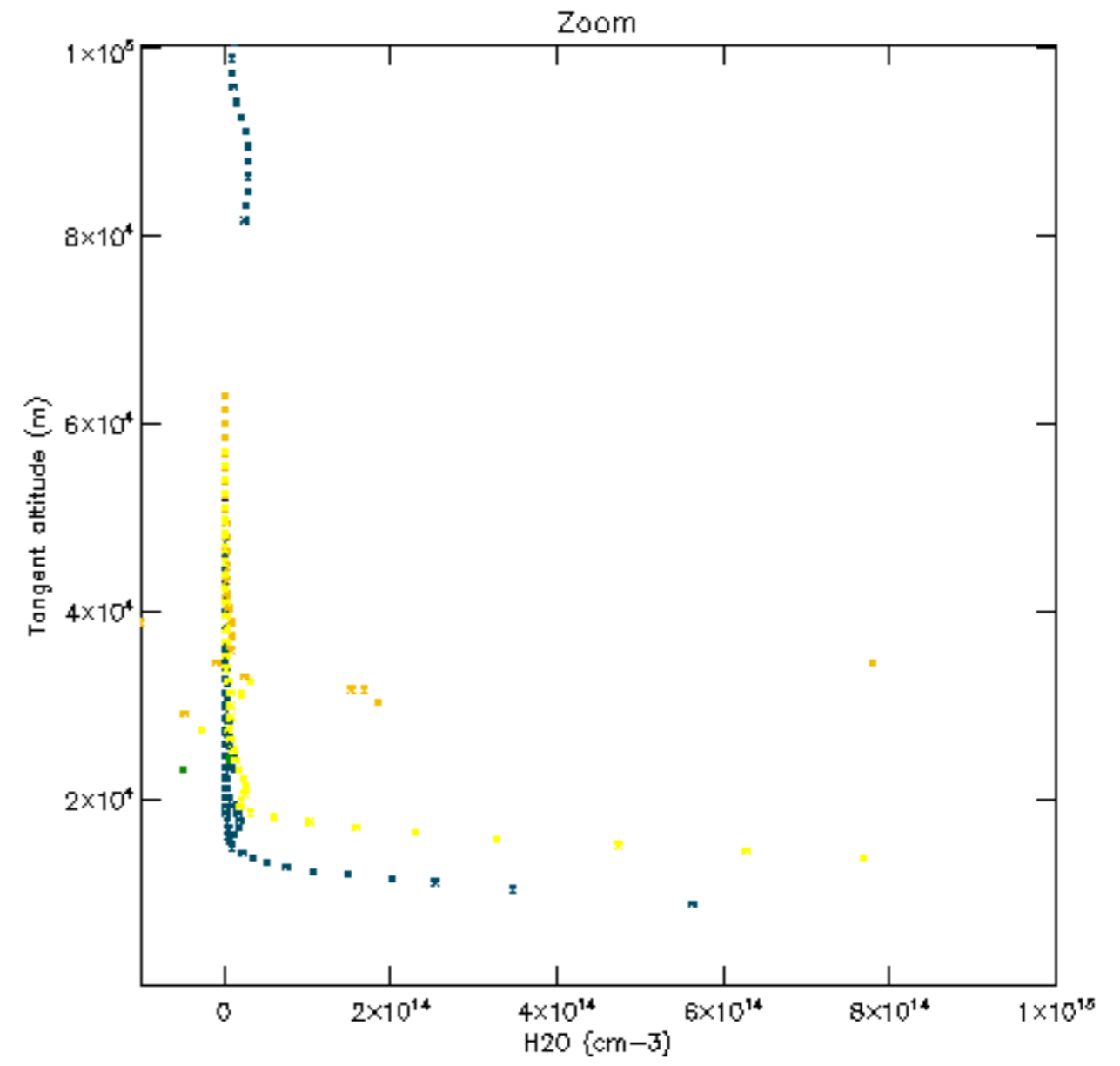
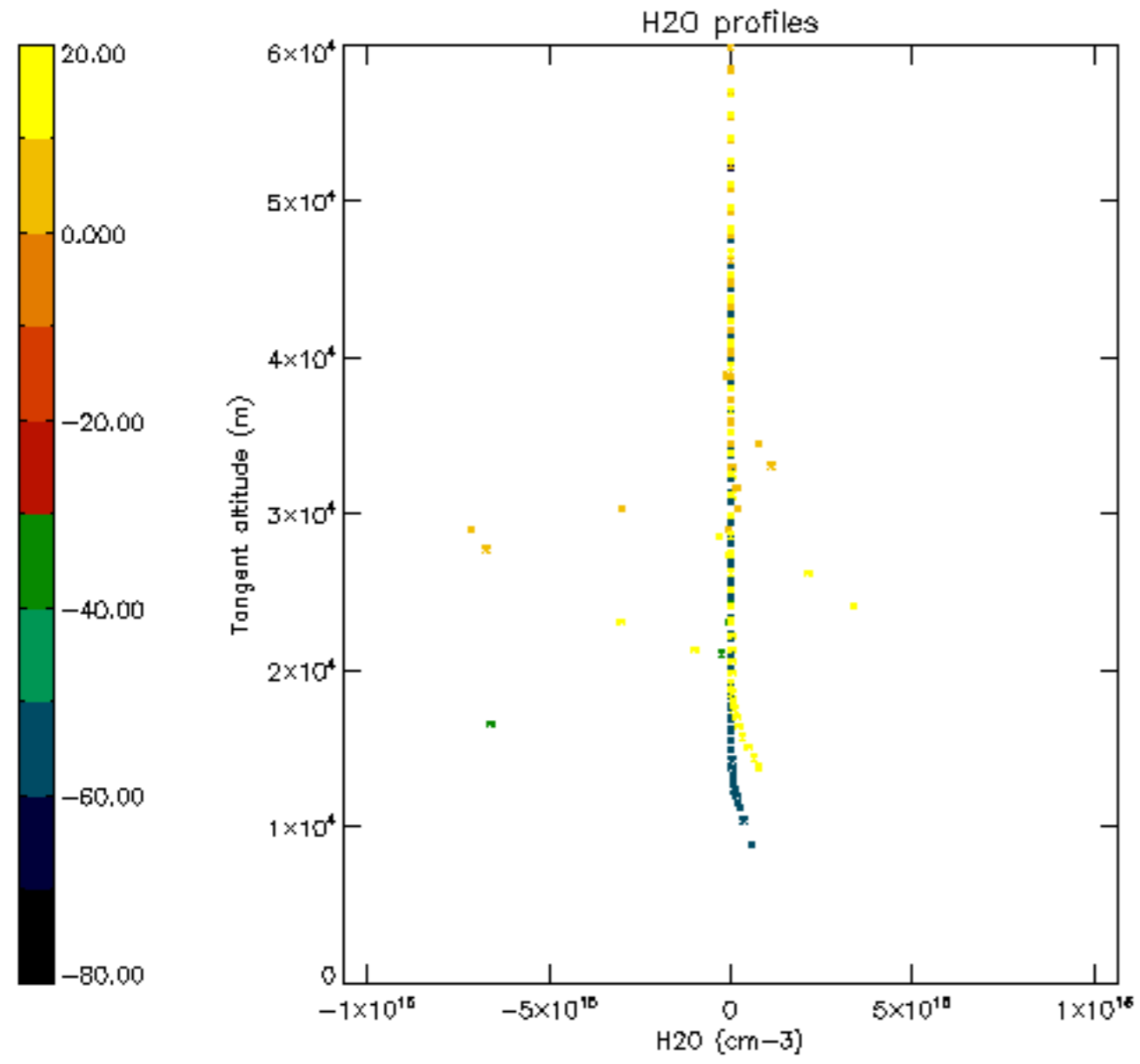


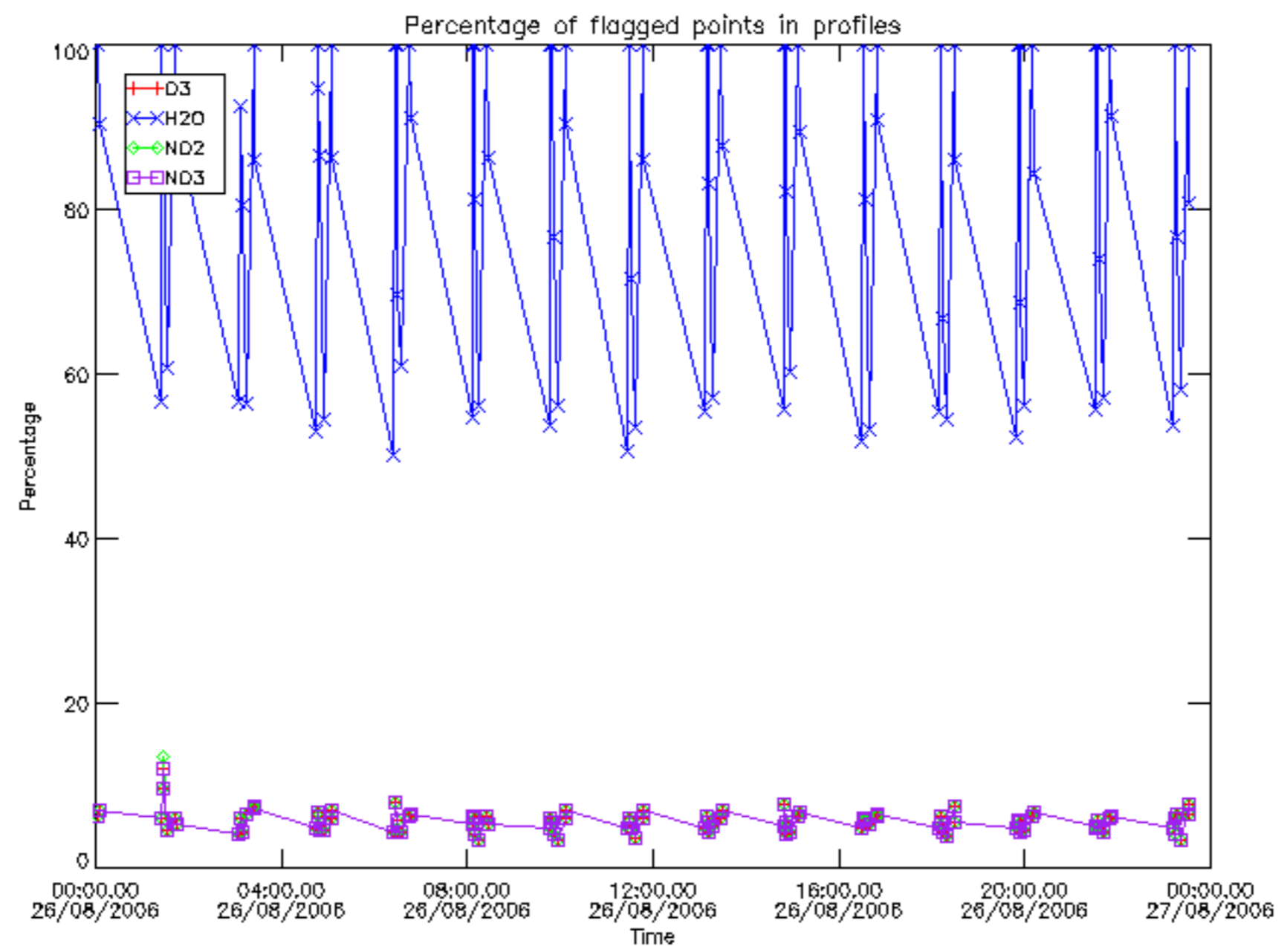




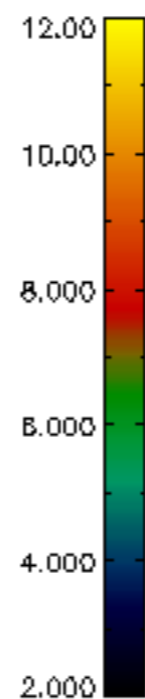
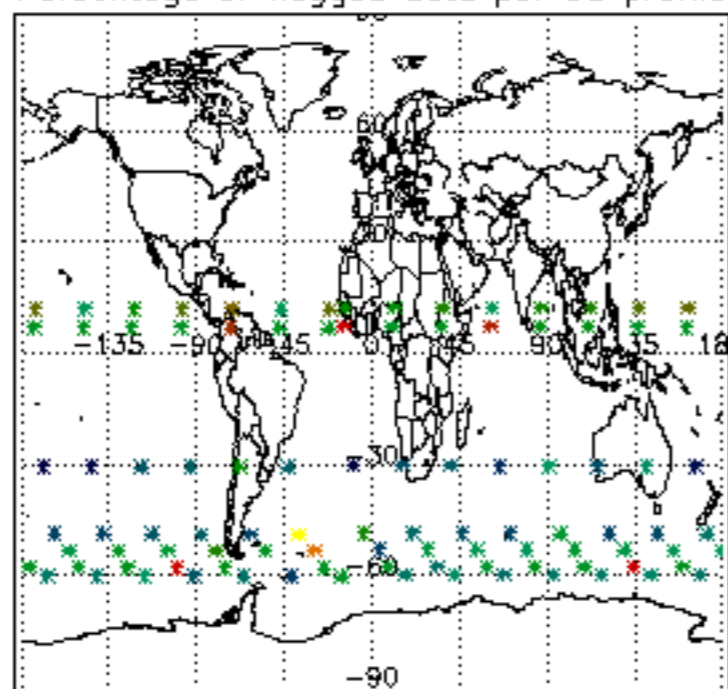




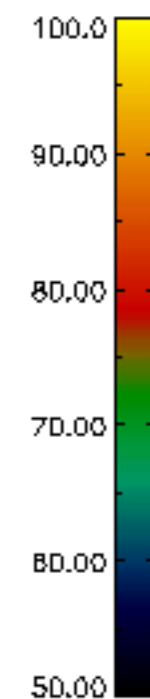
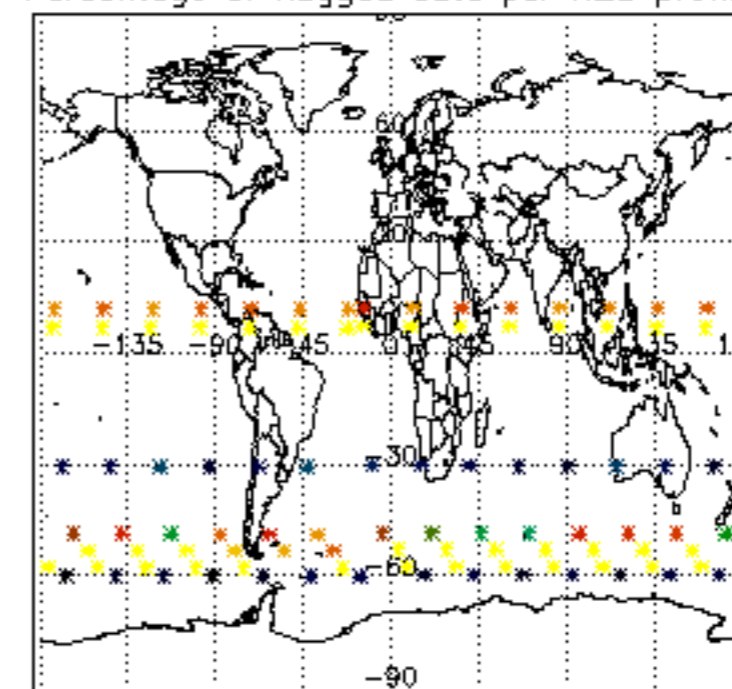




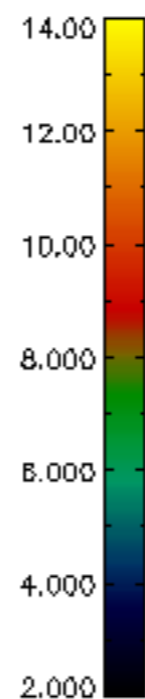
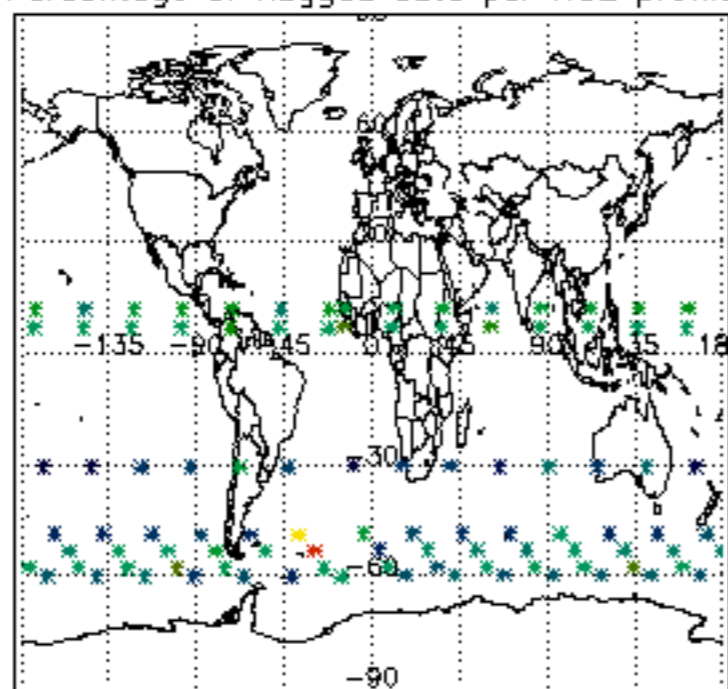
Percentage of flagged data per D3 profile



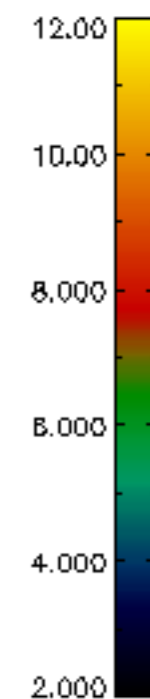
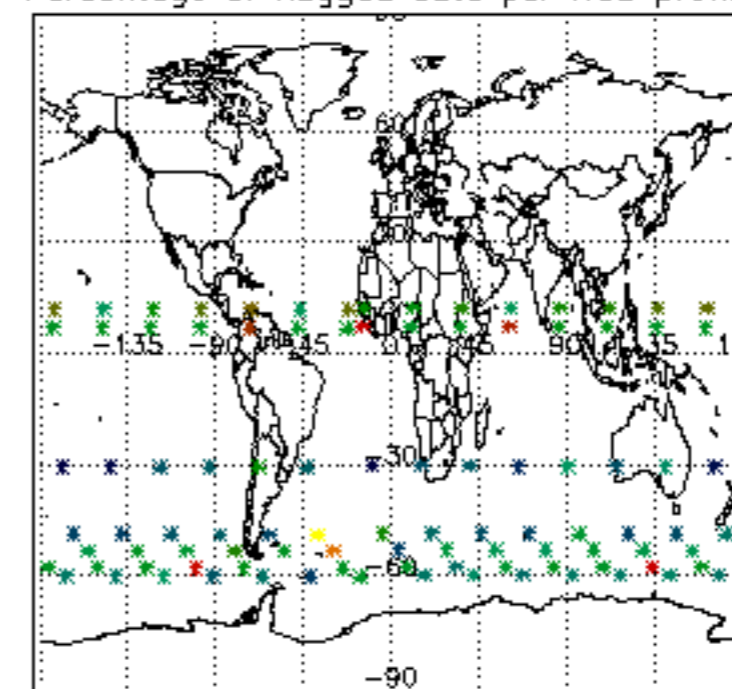
Percentage of flagged data per H2O profile

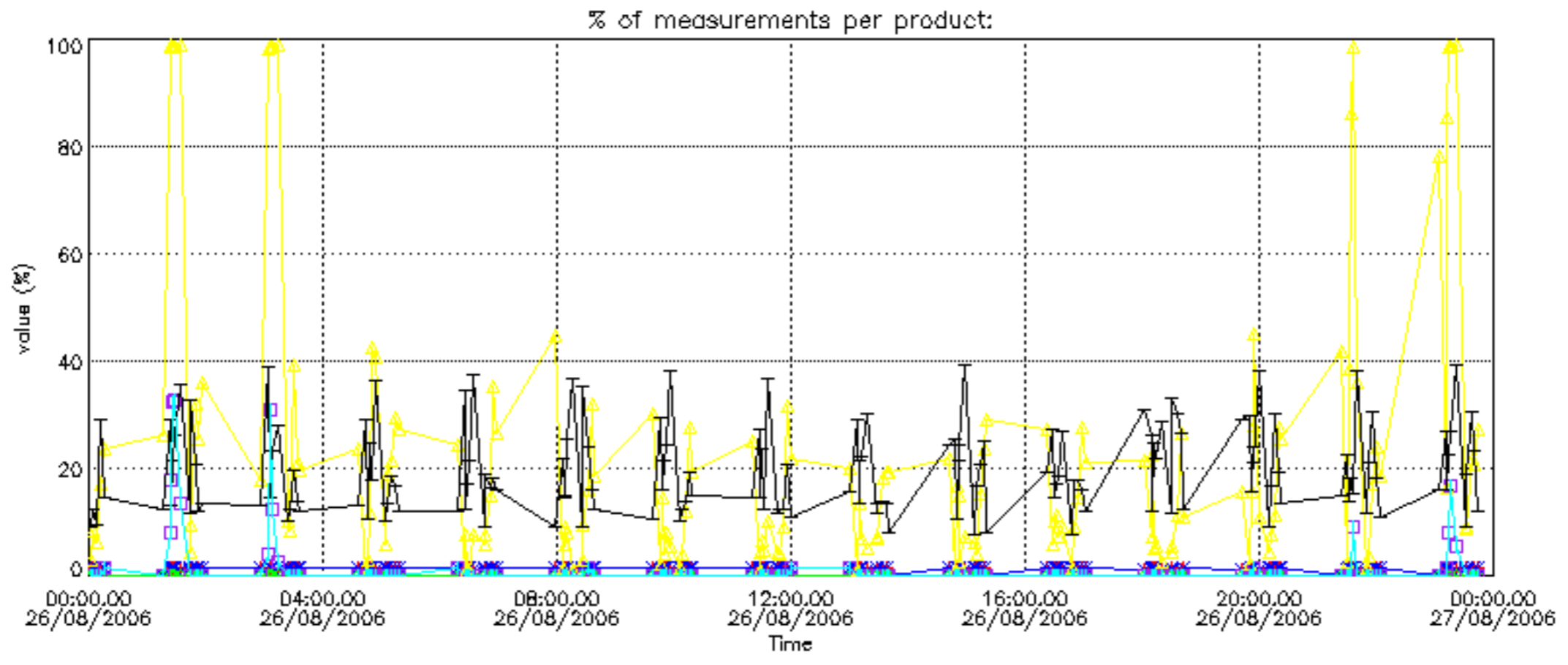


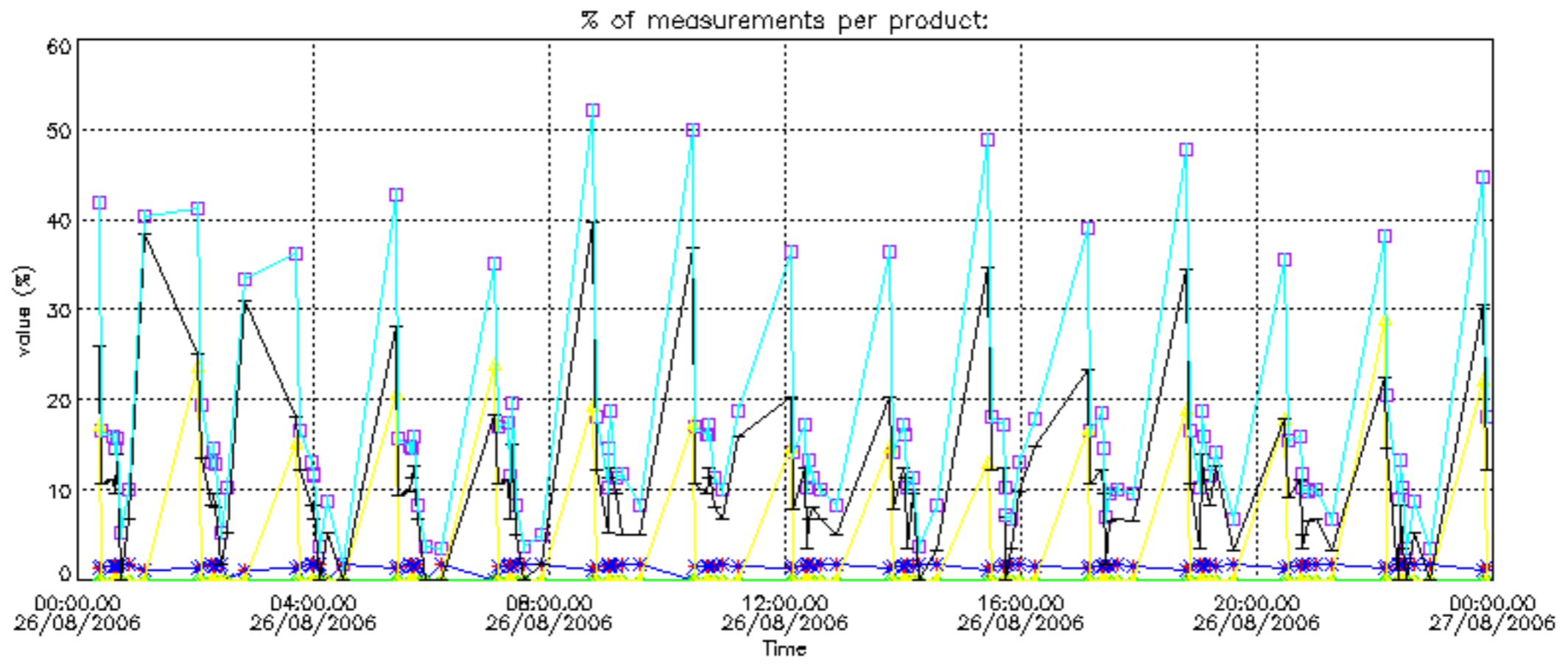
Percentage of flagged data per NO2 profile



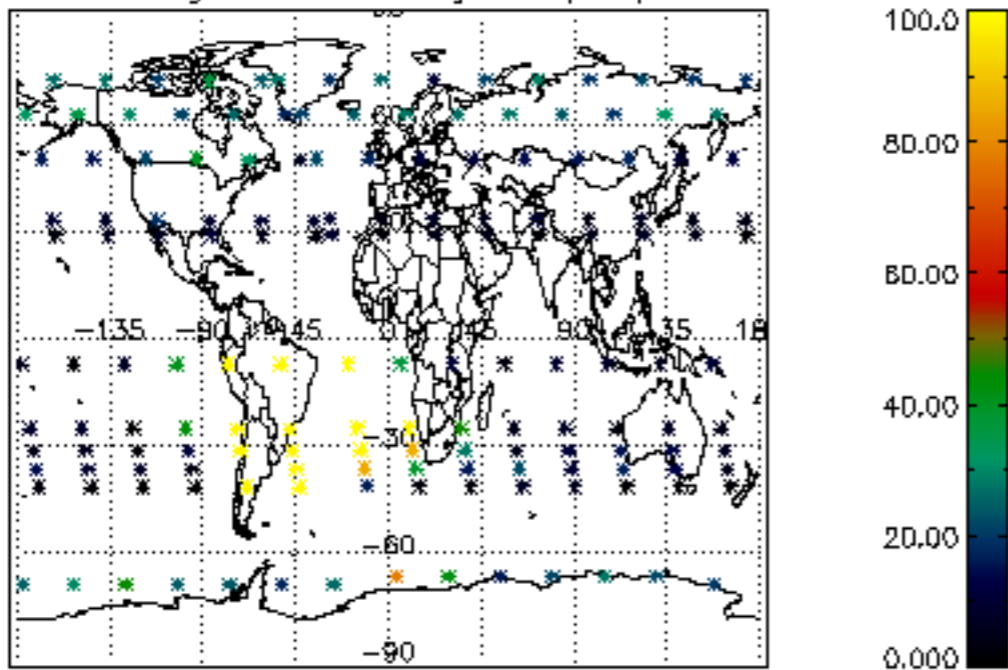
Percentage of flagged data per NO3 profile



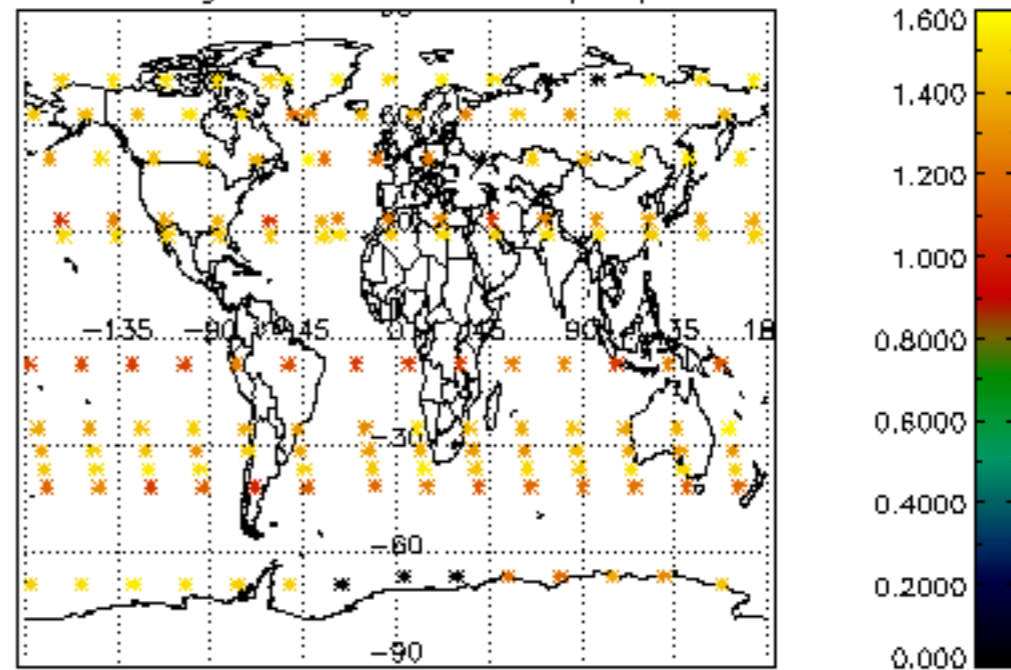




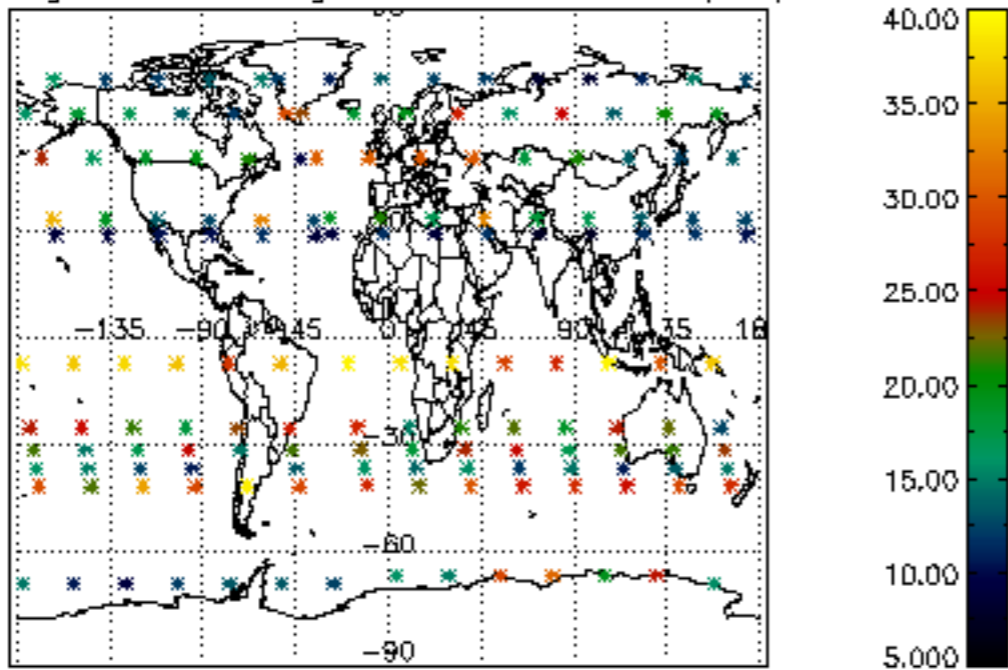
Percentage of cosmic ray hits per profile



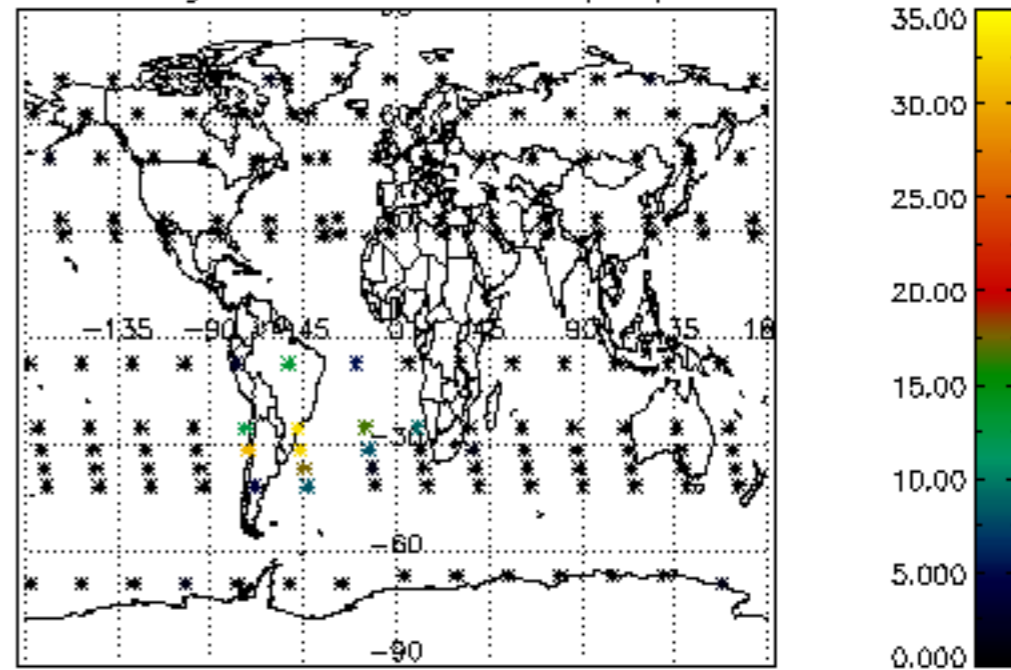
Percentage of datation errors per profile



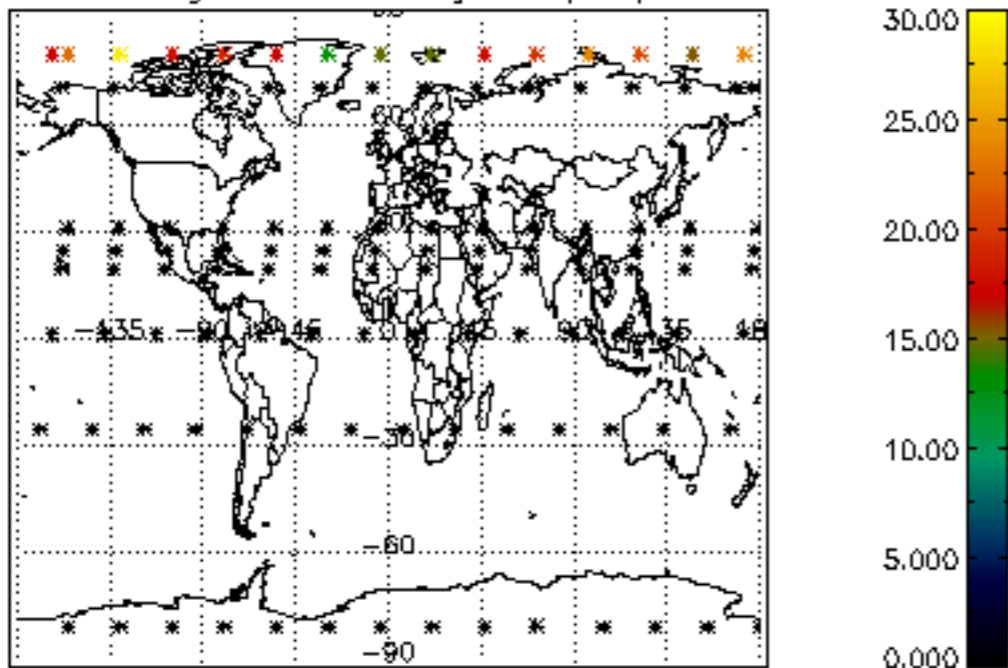
Percentage of star falling outside central band per profile



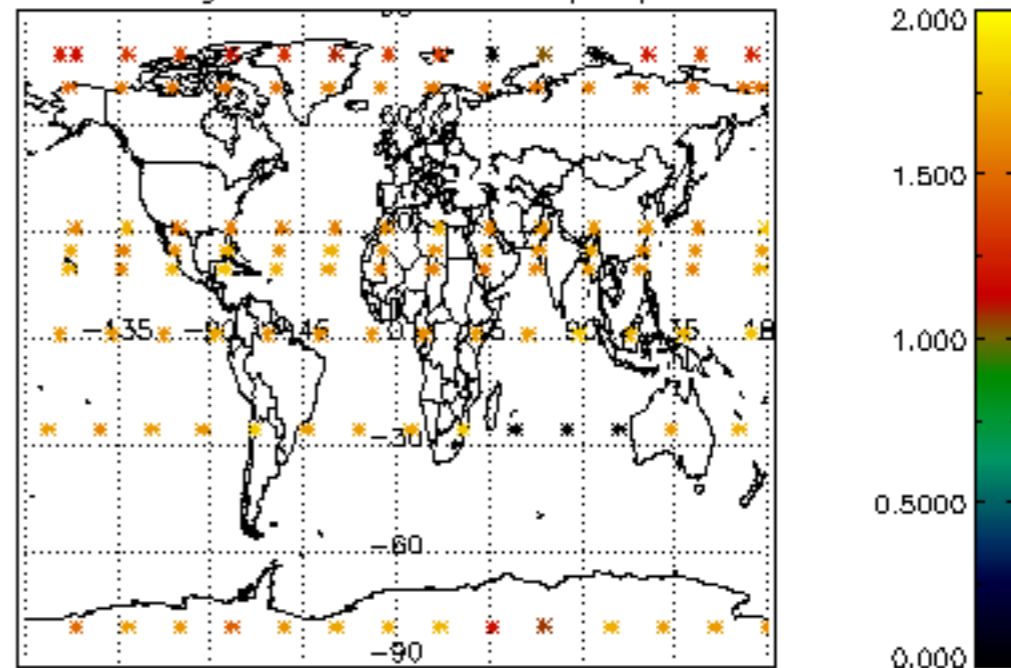
Percentage of saturation errors per profile



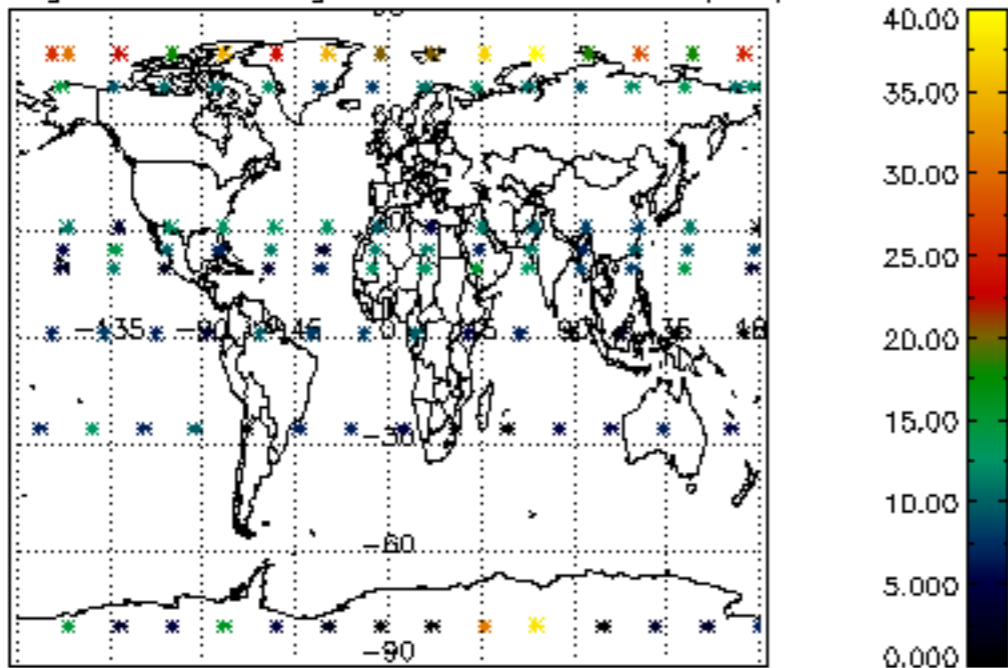
Percentage of cosmic ray hits per profile



Percentage of datation errors per profile



Percentage of star falling outside central band per profile



Percentage of saturation errors per profile

