

GOMOS Level 2 Daily Report

SUMMARY

[1. General Info](#)

[2. Summary of processed GOM_NL_2P products](#)

[3. Level 2 Quality information per product](#)

[3.1 Plot of level 2 quality information per product \(time dependant\)](#)

[3.2 Plot of level 2 quality information per product \(world map\)](#)

[4. Level 1 Quality information per product \(stored on level 2 products\)](#)

[4.1 Plot of level 1 quality information per product \(time dependant\)](#)

[4.1.1 Plot of level 1 quality information per product \(time dependant\): ASCENDING](#)

[4.1.2 Plot of level 1 quality information per product \(time dependant\): DESCENDING](#)

[4.2 Plot of level 1 quality information per product \(world map\)](#)

[4.2.1 Plot of level 1 quality information per product \(world map\): ASCENDING](#)

[4.2.2 Plot of level 1 quality information per product \(world map\): DESCENDING](#)

[5. Ozone profiles based on quality statistics and other trace gas profiles](#)

[5.1 Ozone statistics based on quality of products](#)

[5.2 Plot ozone profiles for all STD \(dark without errors\)](#)

[5.3 Plot ozone profiles where STD < 20% \(dark without errors\)](#)

[5.4. Plot ozone profiles where STD < 10% \(dark without errors\)](#)

[5.5. Plot ozone profiles where STD < 5% \(dark without errors\)](#)

[5.6 Plot NO2 profiles for all STD \(dark without errors\)](#)

[5.7 Plot NO3 profiles for all STD \(dark without errors\)](#)

[5.8 Plot H2O profiles \(only for occultations of stars 1,2,3,4,13,14,16,26,63 dark without errors\) for all STD](#)

[6. Auxiliary Data Files used for the production reported in section 2](#)

This report presents the daily analysis on parameters extracted from GOMOS level 2 data (GOM_NL__2P). It is intended to monitor some important parameters that will impact the quality of these products. A list of level 2 products (and content) that have arrived during the reporting day to the PCF is also given.

Item	Value
Time of report generation	24APR2013 03:35:38
Data source version	GOMOS/6.01
Start time of products	25-08-2006 (25AUG2006 00:00:00)
Stop time of products	26-08-2006 (26AUG2006 00:00:00)
Store outputs in DB	Yes
Nb of level 2 prods	270
Nb of prods with errors	0

2. Summary of processed GOM_NL__2P products.

Nr	Filename	UTC Start time	Limb	Duration	Star Id	Star Name	Star Mag	Star Temp	Nb Meas	Orbit	Prod. error
1	GOM_NL__2PRFIN20060825_000629_000000342050_00345_23445_1276.N1	25-AUG-2006 00:06:29	Twilight	33.500	153	3Bet CMi	2.8940	13100.	67	23445	No
2	GOM_NL__2PRFIN20060825_001422_000000422050_00345_23445_1277.N1	25-AUG-2006 00:14:22	Dark	42.000	1	9Alp CMa	-1.4400	11000.	84	23445	No
3	GOM_NL__2PRFIN20060825_001549_000000342050_00345_23445_1278.N1	25-AUG-2006 00:15:49	Dark	33.500	179	24Omi2CMa	3.0320	24000.	67	23445	No
4	GOM_NL__2PRFIN20060825_001717_000000392050_00345_23445_1279.N1	25-AUG-2006 00:17:17	Dark	39.000	23	21Eps CMa	1.5020	26000.	78	23445	No
5	GOM_NL__2PRFIN20060825_001903_000000402050_00345_23445_1280.N1	25-AUG-2006 00:19:03	Dark	39.500	117	Pi Pup	2.7060	3800.0	79	23445	No
6	GOM_NL__2PRFIN20060825_002406_000000402050_00345_23445_1281.N1	25-AUG-2006 00:24:06	Dark	40.000	2	Alp Car	-0.73600	7000.0	80	23445	No
7	GOM_NL__2PRFIN20060825_003409_000000342050_00346_23446_1263.N1	25-AUG-2006 00:34:09	Dark	34.000	143	Alp Hyi	2.8570	7200.0	68	23446	No
8	GOM_NL__2PRFIN20060825_003520_000000452050_00346_23446_1264.N1	25-AUG-2006 00:35:20	Dark	45.000	9	Alp Eri	0.45300	24000.	90	23446	No
9	GOM_NL__2PRFIN20060825_004018_000000362050_00346_23446_1265.N1	25-AUG-2006 00:40:18	Straylight	36.000	148	Alp Tuc	2.8780	4100.0	72	23446	No
10	GOM_NL__2PRFIN20060825_004356_000000372050_00346_23446_1266.N1	25-AUG-2006 00:43:56	Straylight	36.500	31	Alp Gru	1.7340	15200.	73	23446	No
11	GOM_NL__2PRFIN20060825_004649_000000332050_00346_23446_1267.N1	25-AUG-2006 00:46:49	Straylight	33.000	172	Gam Gru	3.0030	13100.	66	23446	No
12	GOM_NL__2PRFIN20060825_005306_000000412050_00346_23446_1268.N1	25-AUG-2006 00:53:06	Bright	41.000	142	49Del Cap	2.8500	8900.0	82	23446	No
13	GOM_NL__2PRFIN20060825_005621_000000332050_00346_23446_1269.N1	25-AUG-2006 00:56:21	Bright	33.000	154	22Bet Aqr	2.8990	5700.0	66	23446	No
14	GOM_NL__2PRFIN20060825_010747_000000322050_00346_23446_1270.N1	25-AUG-2006 01:07:47	Bright	32.000	92	53Eps Cyg	2.5000	4500.0	64	23446	No
15	GOM_NL__2PRFIN20060825_010932_000000312050_00346_23446_1271.N1	25-AUG-2006 01:09:32	Bright	31.000	66	37Gam Cyg	2.2080	5900.0	62	23446	No
16	GOM_NL__2PRFIN20060825_011059_000000302050_00346_23446_1272.N1	25-AUG-2006 01:10:59	Bright	29.500	19	50Alp Cyg	1.2460	10500.	59	23446	No
17	GOM_NL__2PRFIN20060825_011609_000000312050_00346_23446_1273.N1	25-AUG-2006 01:16:09	Bright	31.000	89	5Alp Cep	2.4510	8000.0	62	23446	No
18	GOM_NL__2PRFIN20060825_012336_000000312050_00346_23446_1274.N1	25-AUG-2006 01:23:36	Bright	30.500	49	1Alp UMi	1.9900	6300.0	61	23446	No
19	GOM_NL__2PRFIN20060825_014017_000000302050_00346_23446_1275.N1	25-AUG-2006 01:40:17	Bright	29.500	24	66Alp Gem	1.5800	10200.	59	23446	No
20	GOM_NL__2PRFIN20060825_014706_000000332050_00346_23446_1276.N1	25-AUG-2006 01:47:06	Twilight	33.000	153	3Bet CMi	2.8940	13100.	66	23446	No
21	GOM_NL__2PRFIN20060825_015458_000000492050_00346_23446_1277.N1	25-AUG-2006 01:54:58	Dark	49.000	1	9Alp CMa	-1.4400	11000.	98	23446	No
22	GOM_NL__2PRFIN20060825_015625_000000332050_00346_23446_1278.N1	25-AUG-2006 01:56:25	Dark	33.000	179	24Omi2CMa	3.0320	24000.	66	23446	No
23	GOM_NL__2PRFIN20060825_015940_000000392050_00346_23446_1279.N1	25-AUG-2006 01:59:40	Dark	39.000	117	Pi Pup	2.7060	3800.0	78	23446	No
24	GOM_NL__2PRFIN20060825_020442_000000472050_00346_23446_1280.N1	25-AUG-2006 02:04:42	Dark	47.000	2	Alp Car	-0.73600	7000.0	94	23446	No
25	GOM_NL__2PRFIN20060825_021446_000000322050_00347_23447_1263.N1	25-AUG-2006 02:14:46	Dark	31.500	143	Alp Hyi	2.8570	7200.0	63	23447	No
26	GOM_NL__2PRFIN20060825_021556_000000392050_00347_23447_1264.N1	25-AUG-2006 02:15:56	Dark	38.500	9	Alp Eri	0.45300	24000.	77	23447	No
27	GOM_NL__2PRFIN20060825_022055_000000352050_00347_23447_1265.N1	25-AUG-2006 02:20:55	Straylight	35.000	148	Alp Tuc	2.8780	4100.0	70	23447	No
28	GOM_NL__2PRFIN20060825_022432_000000352050_00347_23447_1266.N1	25-AUG-2006 02:24:32	Straylight	34.500	31	Alp Gru	1.7340	15200.	69	23447	No
29	GOM_NL__2PRFIN20060825_022725_000000342050_00347_23447_1267.N1	25-AUG-2006 02:27:25	Straylight	34.000	172	Gam Gru	3.0030	13100.	68	23447	No
30	GOM_NL__2PRFIN20060825_023342_000000382050_00347_23447_1268.N1	25-AUG-2006 02:33:42	Bright	37.500	142	49Del Cap	2.8500	8900.0	75	23447	No
31	GOM_NL__2PRFIN20060825_023656_000000332050_00347_23447_1269.N1	25-AUG-2006 02:36:56	Bright	33.000	154	22Bet Aqr	2.8990	5700.0	66	23447	No
32	GOM_NL__2PRFIN20060825_024823_000000292050_00347_23447_1270.N1	25-AUG-2006 02:48:23	Bright	29.000	92	53Eps Cyg	2.5000	4500.0	58	23447	No
33	GOM_NL__2PRFIN20060825_025008_000000312050_00347_23447_1271.N1	25-AUG-2006 02:50:08	Bright	30.500	66	37Gam Cyg	2.2080	5900.0	61	23447	No
34	GOM_NL__2PRFIN20060825_025134_000000322050_00347_23447_1272.N1	25-AUG-2006 02:51:34	Bright	32.000	19	50Alp Cyg	1.2460	10500.	64	23447	No
35	GOM_NL__2PRFIN20060825_025645_000000302050_00347_23447_1273.N1	25-AUG-2006 02:56:45	Bright	30.000	89	5Alp Cep	2.4510	8000.0	60	23447	No
36	GOM_NL__2PRFIN20060825_030412_000000282050_00347_23447_1274.N1	25-AUG-2006 03:04:12	Bright	28.000	49	1Alp UMi	1.9900	6300.0	56	23447	No
37	GOM_NL__2PRFIN20060825_032053_000000302050_00347_23447_1275.N1	25-AUG-2006 03:20:53	Bright	30.000	24	66Alp Gem	1.5800	10200.	60	23447	No
38	GOM_NL__2PRFIN20060825_032742_000000342050_00347_23447_1276.N1	25-AUG-2006 03:27:42	Twilight	33.500	153	3Bet CMi	2.8940	13100.	67	23447	No
39	GOM_NL__2PRFIN20060825_033535_000000482050_00347_23447_1277.N1	25-AUG-2006 03:35:35	Dark	48.000	1	9Alp CMa	-1.4400	11000.	96	23447	No
40	GOM_NL__2PRFIN20060825_033701_000000342050_00347_23447_1278.N1	25-AUG-2006 03:37:01	Dark	34.000	179	24Omi2CMa	3.0320	24000.	68	23447	No
41	GOM_NL__2PRFIN20060825_033829_000000362050_00347_23447_1279.N1	25-AUG-2006 03:38:29	Dark	36.000	23	21Eps CMa	1.5020	26000.	72	23447	No
42	GOM_NL__2PRFIN20060825_034016_000000382050_00347_23447_1280.N1	25-AUG-2006 03:40:16	Dark	37.500	117	Pi Pup	2.7060	3800.0	75	23447	No

43	GOM_NL__2PRFIN20060825_034519_000000362050_00347_23447_1281.N1	25-AUG-2006 03:45:19	Dark	36.000	2	Alp Car	-0.73600	7000.0	72	23447	No
44	GOM_NL__2PRFIN20060825_035522_000000342050_00348_23448_1263.N1	25-AUG-2006 03:55:22	Dark	34.000	143	Alp Hyi	2.8570	7200.0	68	23448	No
45	GOM_NL__2PRFIN20060825_035633_000000392050_00348_23448_1264.N1	25-AUG-2006 03:56:33	Dark	39.000	9	Alp Eri	0.45300	24000.	78	23448	No
46	GOM_NL__2PRFIN20060825_040131_000000362050_00348_23448_1265.N1	25-AUG-2006 04:01:31	Straylight	36.000	148	Alp Tuc	2.8780	4100.0	72	23448	No
47	GOM_NL__2PRFIN20060825_040508_000000342050_00348_23448_1266.N1	25-AUG-2006 04:05:08	Straylight	33.500	31	Alp Gru	1.7340	15200.	67	23448	No
48	GOM_NL__2PRFIN20060825_040802_000000342050_00348_23448_1267.N1	25-AUG-2006 04:08:02	Straylight	33.500	172	Gam Gru	3.0030	13100.	67	23448	No
49	GOM_NL__2PRFIN20060825_041418_000000402050_00348_23448_1268.N1	25-AUG-2006 04:14:18	Bright	40.000	142	49Del Cap	2.8500	8900.0	80	23448	No
50	GOM_NL__2PRFIN20060825_041733_000000332050_00348_23448_1269.N1	25-AUG-2006 04:17:33	Bright	32.500	154	22Bet Aqr	2.8990	5700.0	65	23448	No
51	GOM_NL__2PRFIN20060825_042859_000000322050_00348_23448_1270.N1	25-AUG-2006 04:28:59	Bright	32.000	92	53Eps Cyg	2.5000	4500.0	64	23448	No
52	GOM_NL__2PRFIN20060825_043044_000000312050_00348_23448_1271.N1	25-AUG-2006 04:30:44	Bright	30.500	66	37Gam Cyg	2.2080	5900.0	61	23448	No
53	GOM_NL__2PRFIN20060825_043210_000000322050_00348_23448_1272.N1	25-AUG-2006 04:32:10	Bright	31.500	19	50Alp Cyg	1.2460	10500.	63	23448	No
54	GOM_NL__2PRFIN20060825_043721_000000282050_00348_23448_1273.N1	25-AUG-2006 04:37:21	Bright	28.000	89	5Alp Cep	2.4510	8000.0	56	23448	No
55	GOM_NL__2PRFIN20060825_044448_000000282050_00348_23448_1274.N1	25-AUG-2006 04:44:48	Bright	27.500	49	1Alp UMi	1.9900	6300.0	55	23448	No
56	GOM_NL__2PRFIN20060825_050129_000000312050_00348_23448_1275.N1	25-AUG-2006 05:01:29	Bright	30.500	24	66Alp Gem	1.5800	10200.	61	23448	No
57	GOM_NL__2PRFIN20060825_050818_000000332050_00348_23448_1276.N1	25-AUG-2006 05:08:18	Twilight	33.000	153	3Bet CMi	2.8940	13100.	66	23448	No
58	GOM_NL__2PRFIN20060825_051612_000000492050_00348_23448_1277.N1	25-AUG-2006 05:16:12	Dark	48.500	1	9Alp CMa	-1.4400	11000.	97	23448	No
59	GOM_NL__2PRFIN20060825_051738_000000332050_00348_23448_1278.N1	25-AUG-2006 05:17:38	Dark	33.000	179	24Omi2CMa	3.0320	24000.	66	23448	No
60	GOM_NL__2PRFIN20060825_051906_000000362050_00348_23448_1279.N1	25-AUG-2006 05:19:06	Dark	35.500	23	21Eps CMa	1.5020	26000.	71	23448	No
61	GOM_NL__2PRFIN20060825_052052_000000362050_00348_23448_1280.N1	25-AUG-2006 05:20:52	Dark	35.500	117	Pi Pup	2.7060	3800.0	71	23448	No
62	GOM_NL__2PRFIN20060825_052555_000000412050_00348_23448_1281.N1	25-AUG-2006 05:25:55	Dark	40.500	2	Alp Car	-0.73600	7000.0	81	23448	No
63	GOM_NL__2PRFIN20060825_053559_000000342050_00349_23449_1263.N1	25-AUG-2006 05:35:59	Dark	34.000	143	Alp Hyi	2.8570	7200.0	68	23449	No
64	GOM_NL__2PRFIN20060825_053709_000000392050_00349_23449_1264.N1	25-AUG-2006 05:37:09	Dark	38.500	9	Alp Eri	0.45300	24000.	77	23449	No
65	GOM_NL__2PRFIN20060825_054207_000000342050_00349_23449_1265.N1	25-AUG-2006 05:42:07	Straylight	34.000	148	Alp Tuc	2.8780	4100.0	68	23449	No
66	GOM_NL__2PRFIN20060825_054545_000000342050_00349_23449_1266.N1	25-AUG-2006 05:45:45	Straylight	34.000	31	Alp Gru	1.7340	15200.	68	23449	No
67	GOM_NL__2PRFIN20060825_054838_000000352050_00349_23449_1267.N1	25-AUG-2006 05:48:38	Straylight	34.500	172	Gam Gru	3.0030	13100.	69	23449	No
68	GOM_NL__2PRFIN20060825_054544_000000492050_00349_23449_1268.N1	25-AUG-2006 05:54:54	Bright	49.000	142	49Del Cap	2.8500	8900.0	98	23449	No
69	GOM_NL__2PRFIN20060825_055809_000000332050_00349_23449_1269.N1	25-AUG-2006 05:58:09	Bright	33.000	154	22Bet Aqr	2.8990	5700.0	66	23449	No
70	GOM_NL__2PRFIN20060825_060935_000000322050_00349_23449_1270.N1	25-AUG-2006 06:09:35	Bright	32.000	92	53Eps Cyg	2.5000	4500.0	64	23449	No
71	GOM_NL__2PRFIN20060825_061120_000000332050_00349_23449_1271.N1	25-AUG-2006 06:11:20	Bright	32.500	66	37Gam Cyg	2.2080	5900.0	65	23449	No
72	GOM_NL__2PRFIN20060825_061246_000000322050_00349_23449_1272.N1	25-AUG-2006 06:12:46	Bright	32.000	19	50Alp Cyg	1.2460	10500.	64	23449	No
73	GOM_NL__2PRFIN20060825_061756_000000312050_00349_23449_1273.N1	25-AUG-2006 06:17:56	Bright	31.000	89	5Alp Cep	2.4510	8000.0	62	23449	No
74	GOM_NL__2PRFIN20060825_062524_000000292050_00349_23449_1274.N1	25-AUG-2006 06:25:24	Bright	29.000	49	1Alp UMi	1.9900	6300.0	58	23449	No
75	GOM_NL__2PRFIN20060825_064205_000000282050_00349_23449_1275.N1	25-AUG-2006 06:42:05	Bright	28.000	24	66Alp Gem	1.5800	10200.	56	23449	No
76	GOM_NL__2PRFIN20060825_064854_000000342050_00349_23449_1276.N1	25-AUG-2006 06:48:54	Twilight	33.500	153	3Bet CMi	2.8940	13100.	67	23449	No
77	GOM_NL__2PRFIN20060825_065648_000000432050_00349_23449_1277.N1	25-AUG-2006 06:56:48	Dark	43.000	1	9Alp CMa	-1.4400	11000.	86	23449	No
78	GOM_NL__2PRFIN20060825_065814_000000342050_00349_23449_1278.N1	25-AUG-2006 06:58:14	Dark	33.500	179	24Omi2CMa	3.0320	24000.	67	23449	No
79	GOM_NL__2PRFIN20060825_065942_000000352050_00349_23449_1279.N1	25-AUG-2006 06:59:42	Dark	35.000	23	21Eps CMa	1.5020	26000.	70	23449	No
80	GOM_NL__2PRFIN20060825_070128_000000352050_00349_23449_1280.N1	25-AUG-2006 07:01:28	Dark	34.500	117	Pi Pup	2.7060	3800.0	69	23449	No
81	GOM_NL__2PRFIN20060825_070631_000000392050_00349_23449_1281.N1	25-AUG-2006 07:06:31	Dark	39.000	2	Alp Car	-0.73600	7000.0	78	23449	No
82	GOM_NL__2PRFIN20060825_071635_000000332050_00350_23450_1263.N1	25-AUG-2006 07:16:35	Dark	33.000	143	Alp Hyi	2.8570	7200.0	66	23450	No
83	GOM_NL__2PRFIN20060825_071746_000000372050_00350_23450_1264.N1	25-AUG-2006 07:17:46	Dark	36.500	9	Alp Eri	0.45300	24000.	73	23450	No
84	GOM_NL__2PRFIN20060825_072244_000000342050_00350_23450_1265.N1	25-AUG-2006 07:22:44	Straylight	33.500	148	Alp Tuc	2.8780	4100.0	67	23450	No
85	GOM_NL__2PRFIN20060825_072621_000000362050_00350_23450_1266.N1	25-AUG-2006 07:26:21	Straylight	35.500	31	Alp Gru	1.7340	15200.	71	23450	No
86	GOM_NL__2PRFIN20060825_072914_000000342050_00350_23450_1267.N1	25-AUG-2006 07:29:14	Straylight	34.000	172	Gam Gru	3.0030	13100.	68	23450	No
87	GOM_NL__2PRFIN20060825_073530_000000392050_00350_23450_1268.N1	25-AUG-2006 07:35:30	Bright	39.000	142	49Del Cap	2.8500	8900.0	78	23450	No
88	GOM_NL__2PRFIN20060825_073845_000000332050_00350_23450_1269.N1	25-AUG-2006 07:38:45	Bright	32.500	154	22Bet Aqr	2.8990	5700.0	65	23450	No
89	GOM_NL__2PRFIN20060825_075010_000000292050_00350_23450_1270.N1	25-AUG-2006 07:50:10	Bright	28.500	92	53Eps Cyg	2.5000	4500.0	57	23450	No
90	GOM_NL__2PRFIN20060825_075156_000000312050_00350_23450_1271.N1	25-AUG-2006 07:51:56	Bright	31.000	66	37Gam Cyg	2.2080	5900.0	62	23450	No
91	GOM_NL__2PRFIN20060825_075322_000000332050_00350_23450_1272.N1	25-AUG-2006 07:53:22	Bright	33.000	19	50Alp Cyg	1.2460	10500.	66	23450	No
92	GOM_NL__2PRFIN20060825_075832_000000312050_00350_23450_1273.N1	25-AUG-2006 07:58:32	Bright	31.000	89	5Alp Cep	2.4510	8000.0	62	23450	No
93	GOM_NL__2PRFIN20060825_080600_000000302050_00350_23450_1274.N1	25-AUG-2006 08:06:00	Bright	29.500	49	1Alp UMi	1.9900	6300.0	59	23450	No
94	GOM_NL__2PRFIN20060825_082241_000000312050_00350_23450_1275.N1	25-AUG-2006 08:22:41	Bright	30.500	24	66Alp Gem	1.5800	10200.	61	23450	No
95	GOM_NL__2PRFIN20060825_082931_000000342050_00350_23450_1276.N1	25-AUG-2006 08:29:31	Twilight	33.500	153	3Bet CMi	2.8940	13100.	67	23450	No
96	GOM_NL__2PRFIN20060825_083724_000000422050_00350_23450_1277.N1	25-AUG-2006 08:37:24	Dark	41.500	1	9Alp CMa	-1.4400	11000.	83	23450	No
97	GOM_NL__2PRFIN20060825_083851_000000342050_00350_23450_1278.N1	25-AUG-2006 08:38:51	Dark	33.500	179	24Omi2CMa	3.0320	24000.	67	23450	No
98	GOM_NL__2PRFIN20060825_084019_000000372050_00350_23450_1279.N1	25-AUG-2006 08:40:19	Dark	37.000	23	21Eps CMa	1.5020	26000.	74	23450	No
99	GOM_NL__2PRFIN20060825_084205_000000362050_00350_23450_1280.N1	25-AUG-2006 08:42:05	Dark	36.000	117	Pi Pup	2.7060	3800.0	72	23450	No
100	GOM_NL__2PRFIN20060825_084708_000000472050_00350_23450_1281.N1	25-AUG-2006 08:47:08	Dark	46.500	2	Alp Car	-0.73600	7000.0	93	23450	No
101	GOM_NL__2PRFIN20060825_085712_000000332050_00351_23451_1263.N1	25-AUG-2006 08:57:12	Dark	32.500	143	Alp Hyi	2.8570	7200.0	65	23451	No

102	GOM_NL__2PRFIN20060825_085823_000000402050_00351_23451_1264.N1	25-AUG-2006 08:58:23	Dark	40.000	9	Alp Eri	0.45300	24000.	80	23451	No
103	GOM_NL__2PRFIN20060825_090320_000000402050_00351_23451_1265.N1	25-AUG-2006 09:03:20	Straylight	39.500	148	Alp Tuc	2.8780	4100.0	79	23451	No
104	GOM_NL__2PRFIN20060825_090657_000000362050_00351_23451_1266.N1	25-AUG-2006 09:06:57	Straylight	35.500	31	Alp Gru	1.7340	15200.	71	23451	No
105	GOM_NL__2PRFIN20060825_090950_000000322050_00351_23451_1267.N1	25-AUG-2006 09:09:50	Straylight	32.000	172	Gam Gru	3.0030	13100.	64	23451	No
106	GOM_NL__2PRFIN20060825_091606_000000402050_00351_23451_1268.N1	25-AUG-2006 09:16:06	Bright	39.500	142	49Del Cap	2.8500	8900.0	79	23451	No
107	GOM_NL__2PRFIN20060825_091921_000000342050_00351_23451_1269.N1	25-AUG-2006 09:19:21	Bright	33.500	154	22Bet Aqr	2.8990	5700.0	67	23451	No
108	GOM_NL__2PRFIN20060825_093046_000000302050_00351_23451_1270.N1	25-AUG-2006 09:30:46	Bright	30.000	92	53Eps Cyg	2.5000	4500.0	60	23451	No
109	GOM_NL__2PRFIN20060825_093232_000000292050_00351_23451_1271.N1	25-AUG-2006 09:32:32	Bright	29.000	66	37Gam Cyg	2.2080	5900.0	58	23451	No
110	GOM_NL__2PRFIN20060825_093358_000000332050_00351_23451_1272.N1	25-AUG-2006 09:33:58	Bright	33.000	19	50Alp Cyg	1.2460	10500.	66	23451	No
111	GOM_NL__2PRFIN20060825_093908_000000312050_00351_23451_1273.N1	25-AUG-2006 09:39:08	Bright	30.500	89	5Alp Cep	2.4510	8000.0	61	23451	No
112	GOM_NL__2PRFIN20060825_094635_000000302050_00351_23451_1274.N1	25-AUG-2006 09:46:35	Bright	30.000	49	1Alp UMi	1.9900	6300.0	60	23451	No
113	GOM_NL__2PRFIN20060825_100318_000000312050_00351_23451_1275.N1	25-AUG-2006 10:03:18	Bright	30.500	24	66Alp Gem	1.5800	10200.	61	23451	No
114	GOM_NL__2PRFIN20060825_101007_000000342050_00351_23451_1276.N1	25-AUG-2006 10:10:07	Twilight	33.500	153	3Bet CMi	2.8940	13100.	67	23451	No
115	GOM_NL__2PRFIN20060825_101801_000000422050_00351_23451_1277.N1	25-AUG-2006 10:18:01	Dark	41.500	1	9Alp CMa	-1.4400	11000.	83	23451	No
116	GOM_NL__2PRFIN20060825_101927_000000332050_00351_23451_1278.N1	25-AUG-2006 10:19:27	Dark	33.000	179	24Omi2CMa	3.0320	24000.	66	23451	No
117	GOM_NL__2PRFIN20060825_102055_000000382050_00351_23451_1279.N1	25-AUG-2006 10:20:55	Dark	37.500	23	21Eps CMa	1.5020	26000.	75	23451	No
118	GOM_NL__2PRFIN20060825_102241_000000342050_00351_23451_1280.N1	25-AUG-2006 10:22:41	Dark	33.500	117	Pi Pup	2.7060	3800.0	67	23451	No
119	GOM_NL__2PRFIN20060825_102744_000000442050_00351_23451_1281.N1	25-AUG-2006 10:27:44	Dark	43.500	2	Alp Car	-0.73600	7000.0	87	23451	No
120	GOM_NL__2PRFIN20060825_103748_000000352050_00352_23452_1263.N1	25-AUG-2006 10:37:48	Dark	34.500	143	Alp Hyi	2.8570	7200.0	69	23452	No
121	GOM_NL__2PRFIN20060825_103859_000000392050_00352_23452_1264.N1	25-AUG-2006 10:38:59	Dark	38.500	9	Alp Eri	0.45300	24000.	77	23452	No
122	GOM_NL__2PRFIN20060825_104356_000000342050_00352_23452_1265.N1	25-AUG-2006 10:43:56	Straylight	33.500	148	Alp Tuc	2.8780	4100.0	67	23452	No
123	GOM_NL__2PRFIN20060825_104733_000000372050_00352_23452_1266.N1	25-AUG-2006 10:47:33	Straylight	37.000	31	Alp Gru	1.7340	15200.	74	23452	No
124	GOM_NL__2PRFIN20060825_105027_000000332050_00352_23452_1267.N1	25-AUG-2006 10:50:27	Straylight	33.000	172	Gam Gru	3.0030	13100.	66	23452	No
125	GOM_NL__2PRFIN20060825_105642_000000402050_00352_23452_1268.N1	25-AUG-2006 10:56:42	Bright	40.000	142	49Del Cap	2.8500	8900.0	80	23452	No
126	GOM_NL__2PRFIN20060825_105957_000000332050_00352_23452_1269.N1	25-AUG-2006 10:59:57	Bright	32.500	154	22Bet Aqr	2.8990	5700.0	65	23452	No
127	GOM_NL__2PRFIN20060825_111122_000000312050_00352_23452_1270.N1	25-AUG-2006 11:11:22	Bright	30.500	92	53Eps Cyg	2.5000	4500.0	61	23452	No
128	GOM_NL__2PRFIN20060825_111308_000000322050_00352_23452_1271.N1	25-AUG-2006 11:13:08	Bright	31.500	66	37Gam Cyg	2.2080	5900.0	63	23452	No
129	GOM_NL__2PRFIN20060825_111434_000000322050_00352_23452_1272.N1	25-AUG-2006 11:14:34	Bright	32.000	19	50Alp Cyg	1.2460	10500.	64	23452	No
130	GOM_NL__2PRFIN20060825_111944_000000312050_00352_23452_1273.N1	25-AUG-2006 11:19:44	Bright	31.000	89	5Alp Cep	2.4510	8000.0	62	23452	No
131	GOM_NL__2PRFIN20060825_112712_000000302050_00352_23452_1274.N1	25-AUG-2006 11:27:12	Bright	30.000	49	1Alp UMi	1.9900	6300.0	60	23452	No
132	GOM_NL__2PRFIN20060825_114354_000000302050_00352_23452_1275.N1	25-AUG-2006 11:43:54	Bright	30.000	24	66Alp Gem	1.5800	10200.	60	23452	No
133	GOM_NL__2PRFIN20060825_115043_000000342050_00352_23452_1276.N1	25-AUG-2006 11:50:43	Twilight	33.500	153	3Bet CMi	2.8940	13100.	67	23452	No
134	GOM_NL__2PRFIN20060825_115837_000000452050_00352_23452_1277.N1	25-AUG-2006 11:58:37	Dark	45.000	1	9Alp CMa	-1.4400	11000.	90	23452	No
135	GOM_NL__2PRFIN20060825_120003_000000342050_00352_23452_1278.N1	25-AUG-2006 12:00:03	Dark	33.500	179	24Omi2CMa	3.0320	24000.	67	23452	No
136	GOM_NL__2PRFIN20060825_120131_000000382050_00352_23452_1279.N1	25-AUG-2006 12:01:31	Dark	38.000	23	21Eps CMa	1.5020	26000.	76	23452	No
137	GOM_NL__2PRFIN20060825_120317_000000362050_00352_23452_1280.N1	25-AUG-2006 12:03:17	Dark	36.000	117	Pi Pup	2.7060	3800.0	72	23452	No
138	GOM_NL__2PRFIN20060825_120820_000000462050_00352_23452_1281.N1	25-AUG-2006 12:08:20	Dark	46.000	2	Alp Car	-0.73600	7000.0	92	23452	No
139	GOM_NL__2PRFIN20060825_121825_000000342050_00353_23453_1396.N1	25-AUG-2006 12:18:25	Dark	33.500	143	Alp Hyi	2.8570	7200.0	67	23453	No
140	GOM_NL__2PRFIN20060825_121936_000000392050_00353_23453_1397.N1	25-AUG-2006 12:19:36	Dark	39.000	9	Alp Eri	0.45300	24000.	78	23453	No
141	GOM_NL__2PRFIN20060825_122432_000000372050_00353_23453_1398.N1	25-AUG-2006 12:24:32	Straylight	36.500	148	Alp Tuc	2.8780	4100.0	73	23453	No
142	GOM_NL__2PRFIN20060825_122810_000000332050_00353_23453_1399.N1	25-AUG-2006 12:28:10	Straylight	33.000	31	Alp Gru	1.7340	15200.	66	23453	No
143	GOM_NL__2PRFIN20060825_123103_000000322050_00353_23453_1400.N1	25-AUG-2006 12:31:03	Straylight	31.500	172	Gam Gru	3.0030	13100.	63	23453	No
144	GOM_NL__2PRFIN20060825_123718_000000422050_00353_23453_1401.N1	25-AUG-2006 12:37:18	Bright	42.000	142	49Del Cap	2.8500	8900.0	84	23453	No
145	GOM_NL__2PRFIN20060825_124032_000000332050_00353_23453_1402.N1	25-AUG-2006 12:40:32	Bright	33.000	154	22Bet Aqr	2.8990	5700.0	66	23453	No
146	GOM_NL__2PRFIN20060825_125158_000000302050_00353_23453_1403.N1	25-AUG-2006 12:51:58	Bright	30.000	92	53Eps Cyg	2.5000	4500.0	60	23453	No
147	GOM_NL__2PRFIN20060825_125344_000000322050_00353_23453_1404.N1	25-AUG-2006 12:53:44	Bright	31.500	66	37Gam Cyg	2.2080	5900.0	63	23453	No
148	GOM_NL__2PRFIN20060825_125510_000000322050_00353_23453_1405.N1	25-AUG-2006 12:55:10	Bright	31.500	19	50Alp Cyg	1.2460	10500.	63	23453	No
149	GOM_NL__2PRFIN20060825_130019_000000332050_00353_23453_1406.N1	25-AUG-2006 13:00:19	Bright	32.500	89	5Alp Cep	2.4510	8000.0	65	23453	No
150	GOM_NL__2PRFIN20060825_130747_000000312050_00353_23453_1407.N1	25-AUG-2006 13:07:47	Bright	30.500	49	1Alp UMi	1.9900	6300.0	61	23453	No
151	GOM_NL__2PRFIN20060825_132430_000000292050_00353_23453_1408.N1	25-AUG-2006 13:24:30	Bright	29.000	24	66Alp Gem	1.5800	10200.	58	23453	No
152	GOM_NL__2PRFIN20060825_133119_000000352050_00353_23453_1409.N1	25-AUG-2006 13:31:19	Twilight	34.500	153	3Bet CMi	2.8940	13100.	69	23453	No
153	GOM_NL__2PRFIN20060825_133914_000000482050_00353_23453_1410.N1	25-AUG-2006 13:39:14	Dark	47.500	1	9Alp CMa	-1.4400	11000.	95	23453	No
154	GOM_NL__2PRFIN20060825_134040_000000342050_00353_23453_1411.N1	25-AUG-2006 13:40:40	Dark	34.000	179	24Omi2CMa	3.0320	24000.	68	23453	No
155	GOM_NL__2PRFIN20060825_134207_000000372050_00353_23453_1412.N1	25-AUG-2006 13:42:07	Dark	36.500	23	21Eps CMa	1.5020	26000.	73	23453	No
156	GOM_NL__2PRFIN20060825_134353_000000362050_00353_23453_1413.N1	25-AUG-2006 13:43:53	Dark	35.500	117	Pi Pup	2.7060	3800.0	71	23453	No
157	GOM_NL__2PRFIN20060825_134856_000000422050_00353_23453_1414.N1	25-AUG-2006 13:48:56	Dark	41.500	2	Alp Car	-0.73600	7000.0	83	23453	No
158	GOM_NL__2PRFIN20060825_135901_000000342050_00354_23454_1396.N1	25-AUG-2006 13:59:01	Dark	33.500	143	Alp Hyi	2.8570	7200.0	67	23454	No
159	GOM_NL__2PRFIN20060825_140012_000000412050_00354_23454_1397.N1	25-AUG-2006 14:00:12	Dark	41.000	9	Alp Eri	0.45300	24000.	82	23454	No
160	GOM_NL__2PRFIN20060825_140508_000000342050_00354_23454_1398.N1	25-AUG-2006 14:05:08	Straylight	34.000	148	Alp Tuc	2.8780	4100.0	68	23454	No

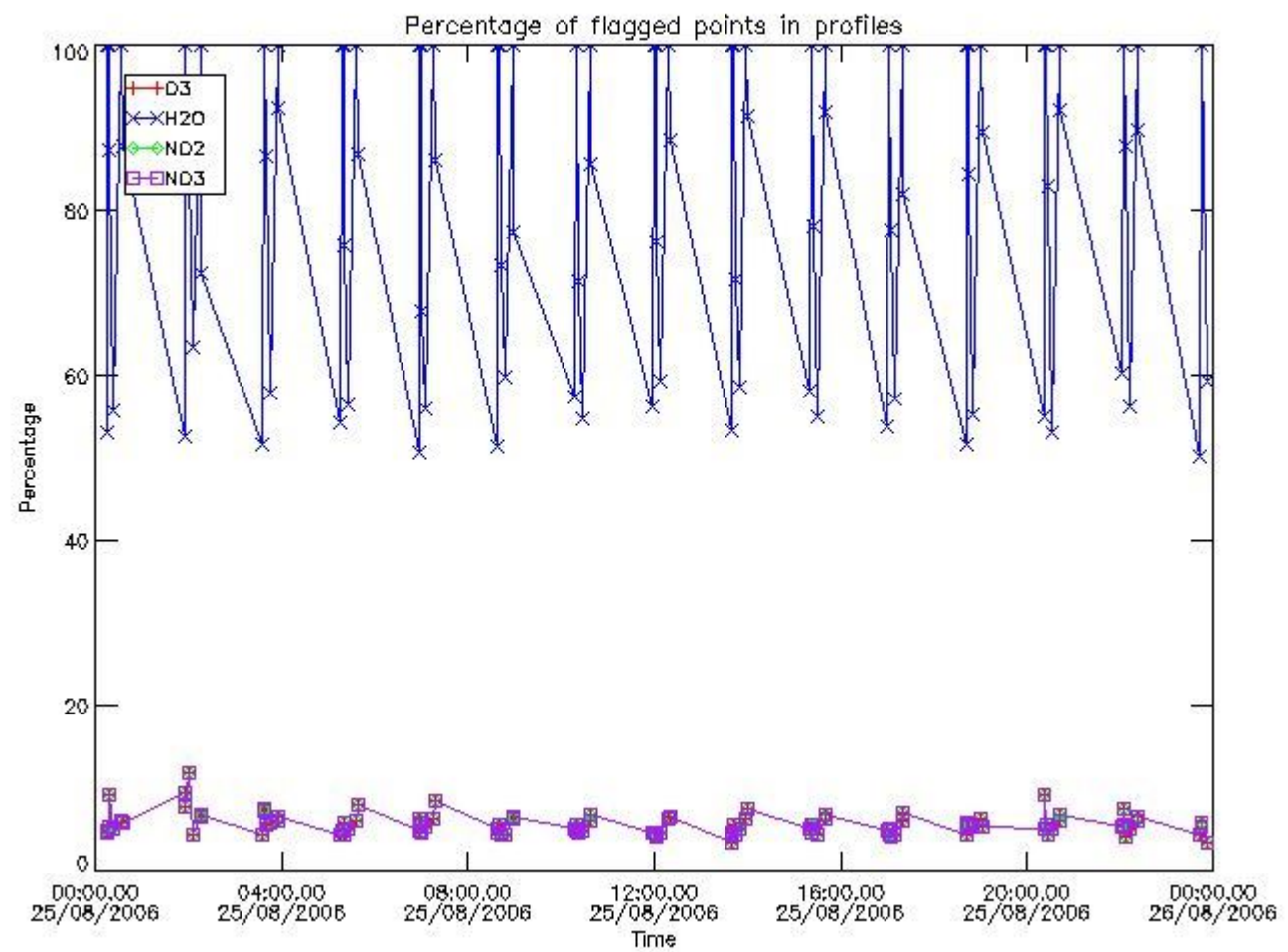
161	GOM_NL__2PRFIN20060825_140846_000000372050_00354_23454_1399.N1	25-AUG-2006 14:08:46	Straylight	37.000	31	Alp Gru	1.7340	15200.	74	23454	No
162	GOM_NL__2PRFIN20060825_141139_000000322050_00354_23454_1400.N1	25-AUG-2006 14:11:39	Straylight	31.500	172	Gam Gru	3.0030	13100.	63	23454	No
163	GOM_NL__2PRFIN20060825_141754_000000372050_00354_23454_1401.N1	25-AUG-2006 14:17:54	Bright	36.500	142	49Del Cap	2.8500	8900.0	73	23454	No
164	GOM_NL__2PRFIN20060825_142108_000000332050_00354_23454_1402.N1	25-AUG-2006 14:21:08	Bright	32.500	154	22Bet Aqr	2.8990	5700.0	65	23454	No
165	GOM_NL__2PRFIN20060825_143234_000000312050_00354_23454_1403.N1	25-AUG-2006 14:32:34	Bright	30.500	92	53Eps Cyg	2.5000	4500.0	61	23454	No
166	GOM_NL__2PRFIN20060825_143420_000000322050_00354_23454_1404.N1	25-AUG-2006 14:34:20	Bright	31.500	66	37Gam Cyg	2.2080	5900.0	63	23454	No
167	GOM_NL__2PRFIN20060825_143546_000000302050_00354_23454_1405.N1	25-AUG-2006 14:35:46	Bright	30.000	19	50Alp Cyg	1.2460	10500.	60	23454	No
168	GOM_NL__2PRFIN20060825_144055_000000322050_00354_23454_1406.N1	25-AUG-2006 14:40:55	Bright	31.500	89	5Alp Cep	2.4510	8000.0	63	23454	No
169	GOM_NL__2PRFIN20060825_144823_000000272050_00354_23454_1407.N1	25-AUG-2006 14:48:23	Bright	27.000	49	1Alp UMi	1.9900	6300.0	54	23454	No
170	GOM_NL__2PRFIN20060825_150506_000000302050_00354_23454_1408.N1	25-AUG-2006 15:05:06	Bright	29.500	24	66Alp Gem	1.5800	10200.	59	23454	No
171	GOM_NL__2PRFIN20060825_151155_000000342050_00354_23454_1409.N1	25-AUG-2006 15:11:55	Twilight	34.000	153	3Bet CMi	2.8940	13100.	68	23454	No
172	GOM_NL__2PRFIN20060825_151950_000000412050_00354_23454_1410.N1	25-AUG-2006 15:19:50	Dark	41.000	1	9Alp CMa	-1.4400	11000.	82	23454	No
173	GOM_NL__2PRFIN20060825_152116_000000352050_00354_23454_1411.N1	25-AUG-2006 15:21:16	Dark	34.500	179	24Omi2CMa	3.0320	24000.	69	23454	No
174	GOM_NL__2PRFIN20060825_152244_000000372050_00354_23454_1412.N1	25-AUG-2006 15:22:44	Dark	36.500	23	21Eps CMa	1.5020	26000.	73	23454	No
175	GOM_NL__2PRFIN20060825_152429_000000372050_00354_23454_1413.N1	25-AUG-2006 15:24:29	Dark	37.000	117	Pi Pup	2.7060	3800.0	74	23454	No
176	GOM_NL__2PRFIN20060825_152933_000000472050_00354_23454_1414.N1	25-AUG-2006 15:29:33	Dark	47.000	2	Alp Car	-0.73600	7000.0	94	23454	No
177	GOM_NL__2PRFIN20060825_153938_000000332050_00355_23455_1396.N1	25-AUG-2006 15:39:38	Dark	32.500	143	Alp Hyi	2.8570	7200.0	65	23455	No
178	GOM_NL__2PRFIN20060825_154049_000000382050_00355_23455_1397.N1	25-AUG-2006 15:40:49	Dark	37.500	9	Alp Eri	0.45300	24000.	75	23455	No
179	GOM_NL__2PRFIN20060825_154544_000000322050_00355_23455_1398.N1	25-AUG-2006 15:45:44	Straylight	32.000	148	Alp Tuc	2.8780	4100.0	64	23455	No
180	GOM_NL__2PRFIN20060825_154922_000000382050_00355_23455_1399.N1	25-AUG-2006 15:49:22	Straylight	38.000	31	Alp Gru	1.7340	15200.	76	23455	No
181	GOM_NL__2PRFIN20060825_155215_000000312050_00355_23455_1400.N1	25-AUG-2006 15:52:15	Straylight	31.000	172	Gam Gru	3.0030	13100.	62	23455	No
182	GOM_NL__2PRFIN20060825_155831_000000402050_00355_23455_1401.N1	25-AUG-2006 15:58:31	Bright	40.000	142	49Del Cap	2.8500	8900.0	80	23455	No
183	GOM_NL__2PRFIN20060825_160144_000000342050_00355_23455_1402.N1	25-AUG-2006 16:01:44	Bright	33.500	154	22Bet Aqr	2.8990	5700.0	67	23455	No
184	GOM_NL__2PRFIN20060825_161310_000000332050_00355_23455_1403.N1	25-AUG-2006 16:13:10	Bright	33.000	92	53Eps Cyg	2.5000	4500.0	66	23455	No
185	GOM_NL__2PRFIN20060825_161456_000000292050_00355_23455_1404.N1	25-AUG-2006 16:14:56	Bright	29.000	66	37Gam Cyg	2.2080	5900.0	58	23455	No
186	GOM_NL__2PRFIN20060825_161622_000000292050_00355_23455_1405.N1	25-AUG-2006 16:16:22	Bright	28.500	19	50Alp Cyg	1.2460	10500.	57	23455	No
187	GOM_NL__2PRFIN20060825_162131_000000312050_00355_23455_1406.N1	25-AUG-2006 16:21:31	Bright	31.000	89	5Alp Cep	2.4510	8000.0	62	23455	No
188	GOM_NL__2PRFIN20060825_162859_000000302050_00355_23455_1407.N1	25-AUG-2006 16:28:59	Bright	30.000	49	1Alp UMi	1.9900	6300.0	60	23455	No
189	GOM_NL__2PRFIN20060825_164542_000000322050_00355_23455_1408.N1	25-AUG-2006 16:45:42	Bright	31.500	24	66Alp Gem	1.5800	10200.	63	23455	No
190	GOM_NL__2PRFIN20060825_165231_000000322050_00355_23455_1409.N1	25-AUG-2006 16:52:31	Twilight	32.000	153	3Bet CMi	2.8940	13100.	64	23455	No
191	GOM_NL__2PRFIN20060825_170026_000000432050_00355_23455_1410.N1	25-AUG-2006 17:00:26	Dark	42.500	1	9Alp CMa	-1.4400	11000.	85	23455	No
192	GOM_NL__2PRFIN20060825_170152_000000352050_00355_23455_1411.N1	25-AUG-2006 17:01:52	Dark	35.000	179	24Omi2CMa	3.0320	24000.	70	23455	No
193	GOM_NL__2PRFIN20060825_170320_000000412050_00355_23455_1412.N1	25-AUG-2006 17:03:20	Dark	41.000	23	21Eps CMa	1.5020	26000.	82	23455	No
194	GOM_NL__2PRFIN20060825_170506_000000392050_00355_23455_1413.N1	25-AUG-2006 17:05:06	Dark	38.500	117	Pi Pup	2.7060	3800.0	77	23455	No
195	GOM_NL__2PRFIN20060825_171009_000000472050_00355_23455_1414.N1	25-AUG-2006 17:10:09	Dark	47.000	2	Alp Car	-0.73600	7000.0	94	23455	No
196	GOM_NL__2PRFIN20060825_172014_000000342050_00356_23456_1416.N1	25-AUG-2006 17:20:14	Dark	34.000	143	Alp Hyi	2.8570	7200.0	68	23456	No
197	GOM_NL__2PRFIN20060825_172125_000000372050_00356_23456_1417.N1	25-AUG-2006 17:21:25	Dark	36.500	9	Alp Eri	0.45300	24000.	73	23456	No
198	GOM_NL__2PRFIN20060825_172620_000000332050_00356_23456_1418.N1	25-AUG-2006 17:26:20	Straylight	32.500	148	Alp Tuc	2.8780	4100.0	65	23456	No
199	GOM_NL__2PRFIN20060825_172958_000000322050_00356_23456_1419.N1	25-AUG-2006 17:29:58	Straylight	32.000	31	Alp Gru	1.7340	15200.	64	23456	No
200	GOM_NL__2PRFIN20060825_173251_000000332050_00356_23456_1420.N1	25-AUG-2006 17:32:51	Straylight	33.000	172	Gam Gru	3.0030	13100.	66	23456	No
201	GOM_NL__2PRFIN20060825_173907_000000432050_00356_23456_1421.N1	25-AUG-2006 17:39:07	Bright	43.000	142	49Del Cap	2.8500	8900.0	86	23456	No
202	GOM_NL__2PRFIN20060825_174220_000000342050_00356_23456_1422.N1	25-AUG-2006 17:42:20	Bright	33.500	154	22Bet Aqr	2.8990	5700.0	67	23456	No
203	GOM_NL__2PRFIN20060825_175346_000000332050_00356_23456_1423.N1	25-AUG-2006 17:53:46	Bright	33.000	92	53Eps Cyg	2.5000	4500.0	66	23456	No
204	GOM_NL__2PRFIN20060825_175532_000000312050_00356_23456_1424.N1	25-AUG-2006 17:55:32	Bright	31.000	66	37Gam Cyg	2.2080	5900.0	62	23456	No
205	GOM_NL__2PRFIN20060825_175658_000000332050_00356_23456_1425.N1	25-AUG-2006 17:56:58	Bright	32.500	19	50Alp Cyg	1.2460	10500.	65	23456	No
206	GOM_NL__2PRFIN20060825_180207_000000312050_00356_23456_1426.N1	25-AUG-2006 18:02:07	Bright	31.000	89	5Alp Cep	2.4510	8000.0	62	23456	No
207	GOM_NL__2PRFIN20060825_180935_000000302050_00356_23456_1427.N1	25-AUG-2006 18:09:35	Bright	30.000	49	1Alp UMi	1.9900	6300.0	60	23456	No
208	GOM_NL__2PRFIN20060825_182618_000000312050_00356_23456_1428.N1	25-AUG-2006 18:26:18	Bright	30.500	24	66Alp Gem	1.5800	10200.	61	23456	No
209	GOM_NL__2PRFIN20060825_183308_000000342050_00356_23456_1429.N1	25-AUG-2006 18:33:08	Twilight	34.000	153	3Bet CMi	2.8940	13100.	68	23456	No
210	GOM_NL__2PRFIN20060825_184103_000000472050_00356_23456_1430.N1	25-AUG-2006 18:41:03	Dark	47.000	1	9Alp CMa	-1.4400	11000.	94	23456	No
211	GOM_NL__2PRFIN20060825_184229_000000352050_00356_23456_1431.N1	25-AUG-2006 18:42:29	Dark	35.000	179	24Omi2CMa	3.0320	24000.	70	23456	No
212	GOM_NL__2PRFIN20060825_184357_000000372050_00356_23456_1432.N1	25-AUG-2006 18:43:57	Dark	36.500	23	21Eps CMa	1.5020	26000.	73	23456	No
213	GOM_NL__2PRFIN20060825_184542_000000392050_00356_23456_1433.N1	25-AUG-2006 18:45:42	Dark	38.500	117	Pi Pup	2.7060	3800.0	77	23456	No
214	GOM_NL__2PRFIN20060825_185045_000000402050_00356_23456_1434.N1	25-AUG-2006 18:50:45	Dark	39.500	2	Alp Car	-0.73600	7000.0	79	23456	No
215	GOM_NL__2PRFIN20060825_190051_000000342050_00357_23457_1416.N1	25-AUG-2006 19:00:51	Dark	33.500	143	Alp Hyi	2.8570	7200.0	67	23457	No
216	GOM_NL__2PRFIN20060825_190202_000000482050_00357_23457_1417.N1	25-AUG-2006 19:02:02	Dark	47.500	9	Alp Eri	0.45300	24000.	95	23457	No
217	GOM_NL__2PRFIN20060825_190657_000000322050_00357_23457_1418.N1	25-AUG-2006 19:06:57	Straylight	31.500	148	Alp Tuc	2.8780	4100.0	63	23457	No
218	GOM_NL__2PRFIN20060825_191034_000000342050_00357_23457_1419.N1	25-AUG-2006 19:10:34	Straylight	34.000	31	Alp Gru	1.7340	15200.	68	23457	No
219	GOM_NL__2PRFIN20060825_191327_000000332050_00357_23457_1420.N1	25-AUG-2006 19:13:27	Straylight	32.500	172	Gam Gru	3.0030	13100.	65	23457	No

220	GOM_NL__2PRFIN20060825_191943_000000382050_00357_23457_1421.N1	25-AUG-2006 19:19:43	Bright	37.500	142	49Del Cap	2.8500	8900.0	75	23457	No
221	GOM_NL__2PRFIN20060825_192256_000000332050_00357_23457_1422.N1	25-AUG-2006 19:22:56	Bright	33.000	154	22Bet Aqr	2.8990	5700.0	66	23457	No
222	GOM_NL__2PRFIN20060825_193422_000000312050_00357_23457_1423.N1	25-AUG-2006 19:34:22	Bright	31.000	92	53Eps Cyg	2.5000	4500.0	62	23457	No
223	GOM_NL__2PRFIN20060825_193608_000000292050_00357_23457_1424.N1	25-AUG-2006 19:36:08	Bright	29.000	66	37Gam Cyg	2.2080	5900.0	58	23457	No
224	GOM_NL__2PRFIN20060825_193734_000000322050_00357_23457_1425.N1	25-AUG-2006 19:37:34	Bright	32.000	19	50Alp Cyg	1.2460	10500.	64	23457	No
225	GOM_NL__2PRFIN20060825_194243_000000312050_00357_23457_1426.N1	25-AUG-2006 19:42:43	Bright	31.000	89	5Alp Cep	2.4510	8000.0	62	23457	No
226	GOM_NL__2PRFIN20060825_195011_000000302050_00357_23457_1427.N1	25-AUG-2006 19:50:11	Bright	29.500	49	1Alp UMi	1.9900	6300.0	59	23457	No
227	GOM_NL__2PRFIN20060825_200654_000000302050_00357_23457_1428.N1	25-AUG-2006 20:06:54	Bright	29.500	24	66Alp Gem	1.5800	10200.	59	23457	No
228	GOM_NL__2PRFIN20060825_201344_000000342050_00357_23457_1429.N1	25-AUG-2006 20:13:44	Twilight	33.500	153	3Bet CMi	2.8940	13100.	67	23457	No
229	GOM_NL__2PRFIN20060825_202139_000000422050_00357_23457_1430.N1	25-AUG-2006 20:21:39	Dark	41.500	1	9Alp CMa	-1.4400	11000.	83	23457	No
230	GOM_NL__2PRFIN20060825_202305_000000342050_00357_23457_1431.N1	25-AUG-2006 20:23:05	Dark	34.000	179	24Omi2CMa	3.0320	24000.	68	23457	No
231	GOM_NL__2PRFIN20060825_202433_000000372050_00357_23457_1432.N1	25-AUG-2006 20:24:33	Dark	36.500	23	21Eps CMa	1.5020	26000.	73	23457	No
232	GOM_NL__2PRFIN20060825_202618_000000362050_00357_23457_1433.N1	25-AUG-2006 20:26:18	Dark	35.500	117	Pi Pup	2.7060	3800.0	71	23457	No
233	GOM_NL__2PRFIN20060825_203122_000000412050_00357_23457_1434.N1	25-AUG-2006 20:31:22	Dark	41.000	2	Alp Car	-0.73600	7000.0	82	23457	No
234	GOM_NL__2PRFIN20060825_204127_000000352050_00358_23458_1416.N1	25-AUG-2006 20:41:27	Dark	34.500	143	Alp Hyi	2.8570	7200.0	69	23458	No
235	GOM_NL__2PRFIN20060825_204239_000000392050_00358_23458_1417.N1	25-AUG-2006 20:42:39	Dark	38.500	9	Alp Eri	0.45300	24000.	77	23458	No
236	GOM_NL__2PRFIN20060825_204733_000000372050_00358_23458_1418.N1	25-AUG-2006 20:47:33	Straylight	37.000	148	Alp Tuc	2.8780	4100.0	74	23458	No
237	GOM_NL__2PRFIN20060825_205111_000000322050_00358_23458_1419.N1	25-AUG-2006 20:51:11	Straylight	32.000	31	Alp Gru	1.7340	15200.	64	23458	No
238	GOM_NL__2PRFIN20060825_205404_000000352050_00358_23458_1420.N1	25-AUG-2006 20:54:04	Straylight	34.500	172	Gam Gru	3.0030	13100.	69	23458	No
239	GOM_NL__2PRFIN20060825_210019_000000372050_00358_23458_1421.N1	25-AUG-2006 21:00:19	Bright	36.500	142	49Del Cap	2.8500	8900.0	73	23458	No
240	GOM_NL__2PRFIN20060825_210332_000000342050_00358_23458_1422.N1	25-AUG-2006 21:03:32	Bright	33.500	154	22Bet Aqr	2.8990	5700.0	67	23458	No
241	GOM_NL__2PRFIN20060825_211458_000000312050_00358_23458_1423.N1	25-AUG-2006 21:14:58	Bright	30.500	92	53Eps Cyg	2.5000	4500.0	61	23458	No
242	GOM_NL__2PRFIN20060825_211644_000000302050_00358_23458_1424.N1	25-AUG-2006 21:16:44	Bright	29.500	66	37Gam Cyg	2.2080	5900.0	59	23458	No
243	GOM_NL__2PRFIN20060825_211809_000000302050_00358_23458_1425.N1	25-AUG-2006 21:18:09	Bright	30.000	19	50Alp Cyg	1.2460	10500.	60	23458	No
244	GOM_NL__2PRFIN20060825_212318_000000312050_00358_23458_1426.N1	25-AUG-2006 21:23:18	Bright	30.500	89	5Alp Cep	2.4510	8000.0	61	23458	No
245	GOM_NL__2PRFIN20060825_213047_000000312050_00358_23458_1427.N1	25-AUG-2006 21:30:47	Bright	30.500	49	1Alp UMi	1.9900	6300.0	61	23458	No
246	GOM_NL__2PRFIN20060825_214730_000000472050_00358_23458_1428.N1	25-AUG-2006 21:47:30	Bright	47.000	24	66Alp Gem	1.5800	10200.	94	23458	No
247	GOM_NL__2PRFIN20060825_215420_000000332050_00358_23458_1429.N1	25-AUG-2006 21:54:20	Twilight	32.500	153	3Bet CMi	2.8940	13100.	65	23458	No
248	GOM_NL__2PRFIN20060825_220216_000000402050_00358_23458_1430.N1	25-AUG-2006 22:02:16	Dark	39.500	1	9Alp CMa	-1.4400	11000.	79	23458	No
249	GOM_NL__2PRFIN20060825_220341_000000342050_00358_23458_1431.N1	25-AUG-2006 22:03:41	Dark	34.000	179	24Omi2CMa	3.0320	24000.	68	23458	No
250	GOM_NL__2PRFIN20060825_220509_000000372050_00358_23458_1432.N1	25-AUG-2006 22:05:09	Dark	37.000	23	21Eps CMa	1.5020	26000.	74	23458	No
251	GOM_NL__2PRFIN20060825_220654_000000372050_00358_23458_1433.N1	25-AUG-2006 22:06:54	Dark	37.000	117	Pi Pup	2.7060	3800.0	74	23458	No
252	GOM_NL__2PRFIN20060825_221158_000000422050_00358_23458_1434.N1	25-AUG-2006 22:11:58	Dark	41.500	2	Alp Car	-0.73600	7000.0	83	23458	No
253	GOM_NL__2PRFIN20060825_222204_000000342050_00359_23459_1416.N1	25-AUG-2006 22:22:04	Dark	34.000	143	Alp Hyi	2.8570	7200.0	68	23459	No
254	GOM_NL__2PRFIN20060825_222315_000000392050_00359_23459_1417.N1	25-AUG-2006 22:23:15	Dark	39.000	9	Alp Eri	0.45300	24000.	78	23459	No
255	GOM_NL__2PRFIN20060825_222809_000000332050_00359_23459_1418.N1	25-AUG-2006 22:28:09	Straylight	32.500	148	Alp Tuc	2.8780	4100.0	65	23459	No
256	GOM_NL__2PRFIN20060825_223147_000000342050_00359_23459_1419.N1	25-AUG-2006 22:31:47	Straylight	33.500	31	Alp Gru	1.7340	15200.	67	23459	No
257	GOM_NL__2PRFIN20060825_223439_000000332050_00359_23459_1420.N1	25-AUG-2006 22:34:39	Straylight	32.500	172	Gam Gru	3.0030	13100.	65	23459	No
258	GOM_NL__2PRFIN20060825_224055_000000422050_00359_23459_1421.N1	25-AUG-2006 22:40:55	Bright	42.000	142	49Del Cap	2.8500	8900.0	84	23459	No
259	GOM_NL__2PRFIN20060825_224408_000000332050_00359_23459_1422.N1	25-AUG-2006 22:44:08	Bright	33.000	154	22Bet Aqr	2.8990	5700.0	66	23459	No
260	GOM_NL__2PRFIN20060825_225533_000000282050_00359_23459_1423.N1	25-AUG-2006 22:55:33	Bright	28.000	92	53Eps Cyg	2.5000	4500.0	56	23459	No
261	GOM_NL__2PRFIN20060825_225719_000000312050_00359_23459_1424.N1	25-AUG-2006 22:57:19	Bright	30.500	66	37Gam Cyg	2.2080	5900.0	61	23459	No
262	GOM_NL__2PRFIN20060825_225845_000000332050_00359_23459_1425.N1	25-AUG-2006 22:58:45	Bright	32.500	19	50Alp Cyg	1.2460	10500.	65	23459	No
263	GOM_NL__2PRFIN20060825_230354_000000282050_00359_23459_1426.N1	25-AUG-2006 23:03:54	Bright	28.000	89	5Alp Cep	2.4510	8000.0	56	23459	No
264	GOM_NL__2PRFIN20060825_231123_000000272050_00359_23459_1427.N1	25-AUG-2006 23:11:23	Bright	27.000	49	1Alp UMi	1.9900	6300.0	54	23459	No
265	GOM_NL__2PRFIN20060825_232806_000000292050_00359_23459_1428.N1	25-AUG-2006 23:28:06	Bright	28.500	24	66Alp Gem	1.5800	10200.	57	23459	No
266	GOM_NL__2PRFIN20060825_233456_000000342050_00359_23459_1429.N1	25-AUG-2006 23:34:56	Twilight	33.500	153	3Bet CMi	2.8940	13100.	67	23459	No
267	GOM_NL__2PRFIN20060825_234252_000000482050_00359_23459_1430.N1	25-AUG-2006 23:42:52	Dark	47.500	1	9Alp CMa	-1.4400	11000.	95	23459	No
268	GOM_NL__2PRFIN20060825_234417_000000352050_00359_23459_1431.N1	25-AUG-2006 23:44:17	Dark	35.000	179	24Omi2CMa	3.0320	24000.	70	23459	No
269	GOM_NL__2PRFIN20060825_234545_000000392050_00359_23459_1432.N1	25-AUG-2006 23:45:45	Dark	38.500	23	21Eps CMa	1.5020	26000.	77	23459	No
270	GOM_NL__2PRFIN20060825_235234_000000472050_00359_23459_1433.N1	25-AUG-2006 23:52:34	Dark	47.000	2	Alp Car	-0.73600	7000.0	94	23459	No

3. Quality information per product


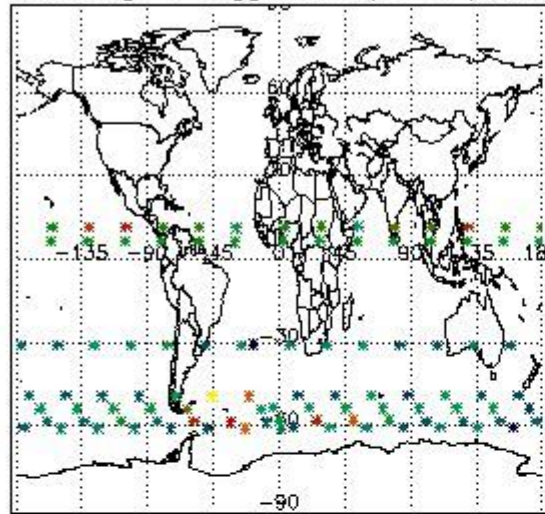
In this section it is plotted some information contained in the Quality Summary data set of the level 2 products. Only products in dark limb conditions and without errors (error flag in the MPH set to "0") are used.

3.1 Plot quality information per product (time dependant)

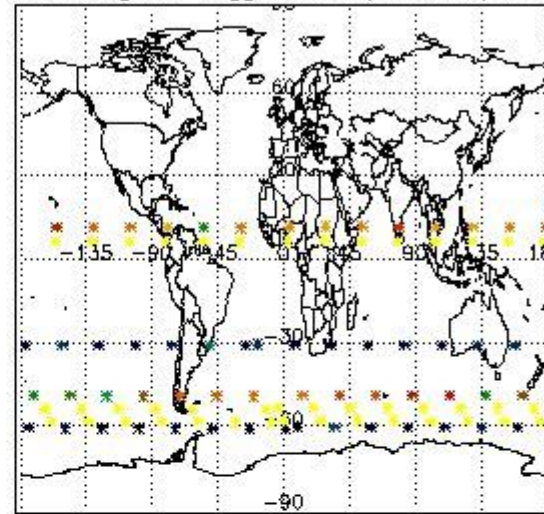


3.2 Plot quality information per product (world map)


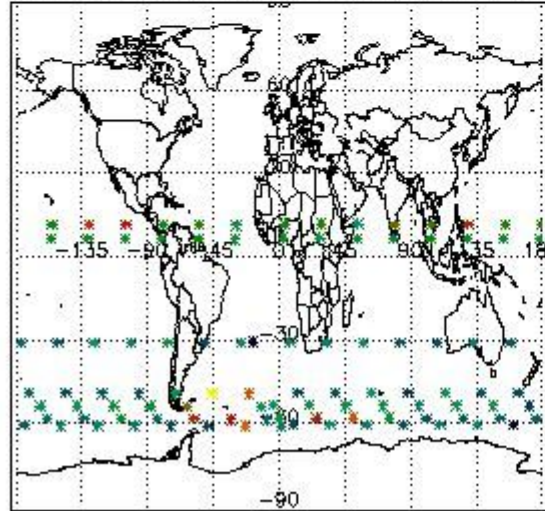
Percentage of flagged data per O3 profile



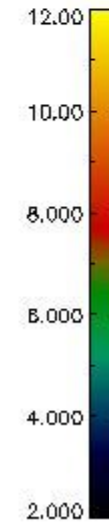
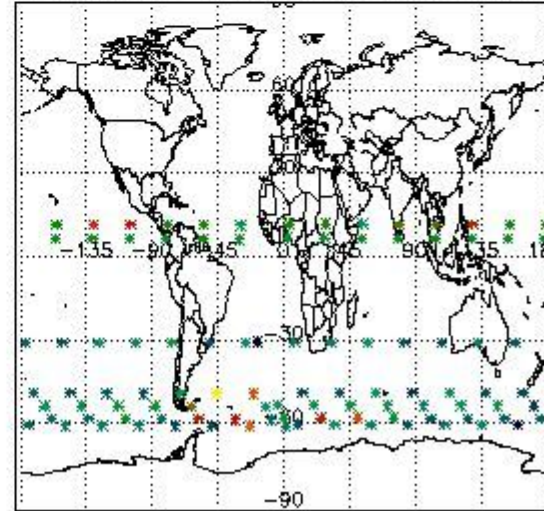
Percentage of flagged data per H2O profile



Percentage of flagged data per NO2 profile



Percentage of flagged data per NO3 profile

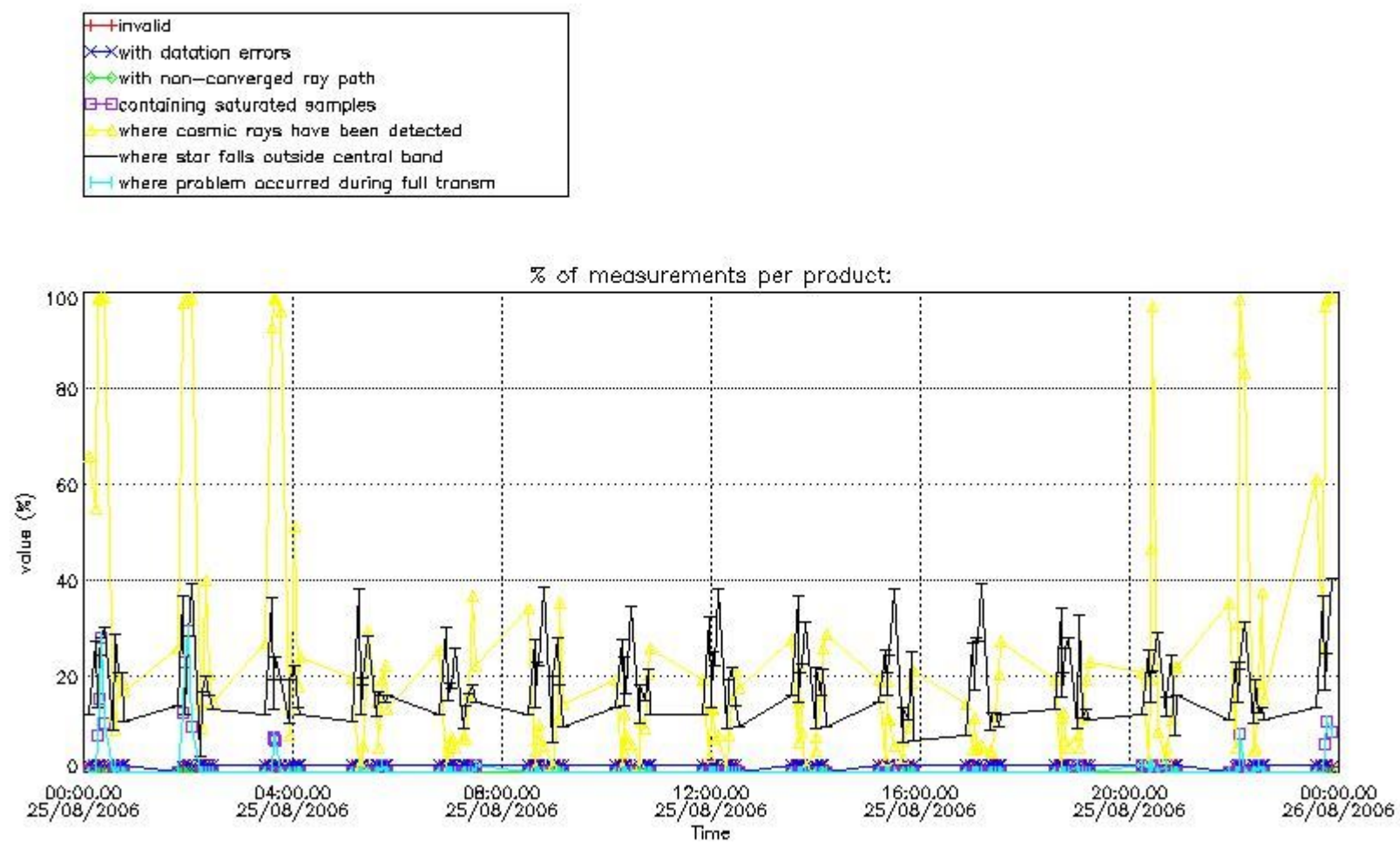


4. Level 1 quality information per product

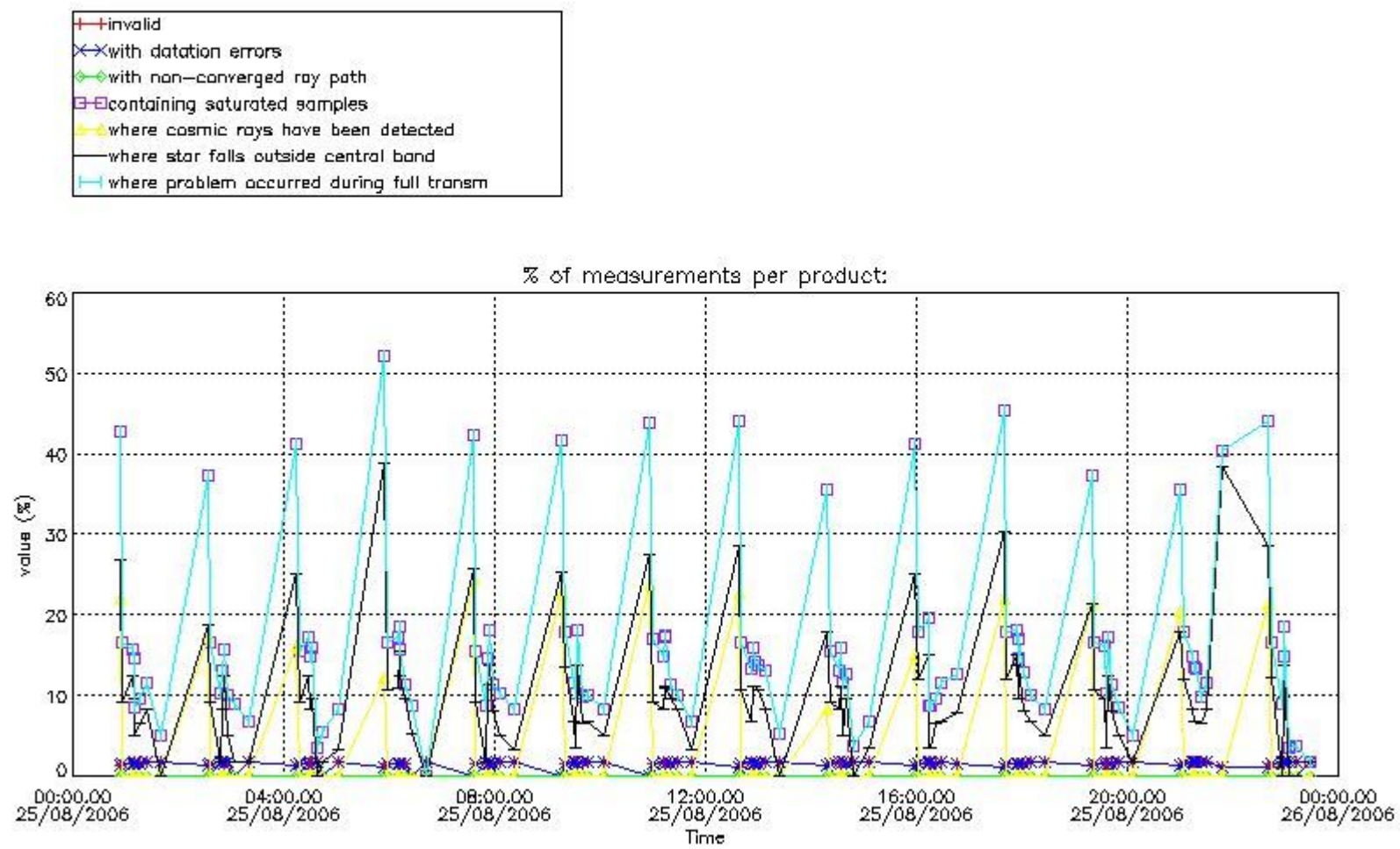
In this section it is plotted some information contained in the Quality Summary data set of the level 2 products that comes from the level 1b processing. Products without errors (error flag in the MPH set to "0") are used.

4.1 Plot quality information per product (time dependant) coming from level 1b processing

4.1.1 Plot level 1 quality information per product (time dependant): ENVISAT ASCENDING passes

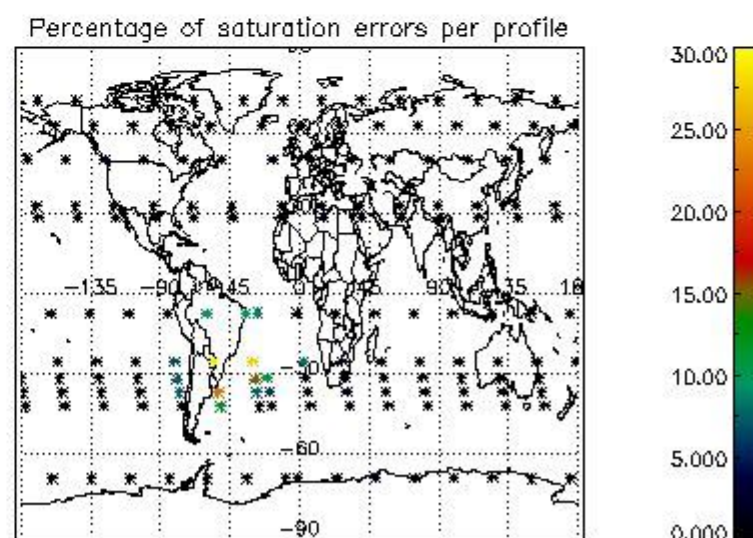
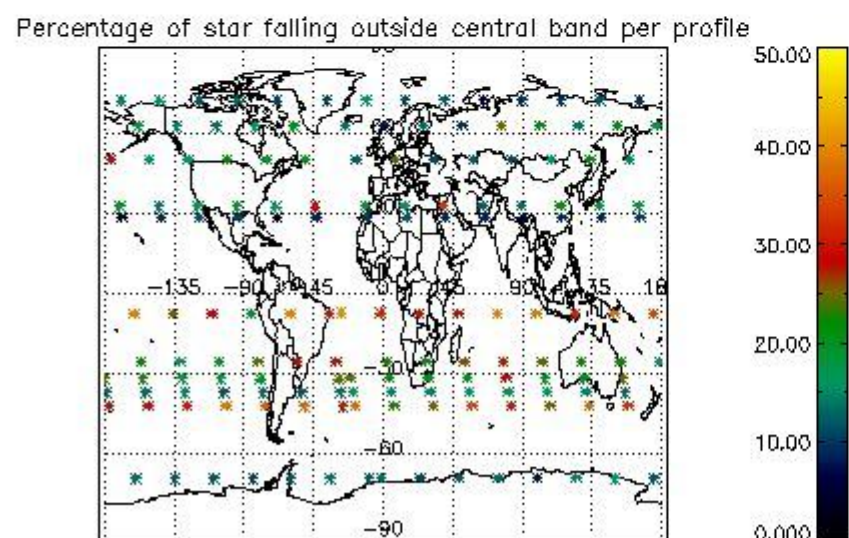
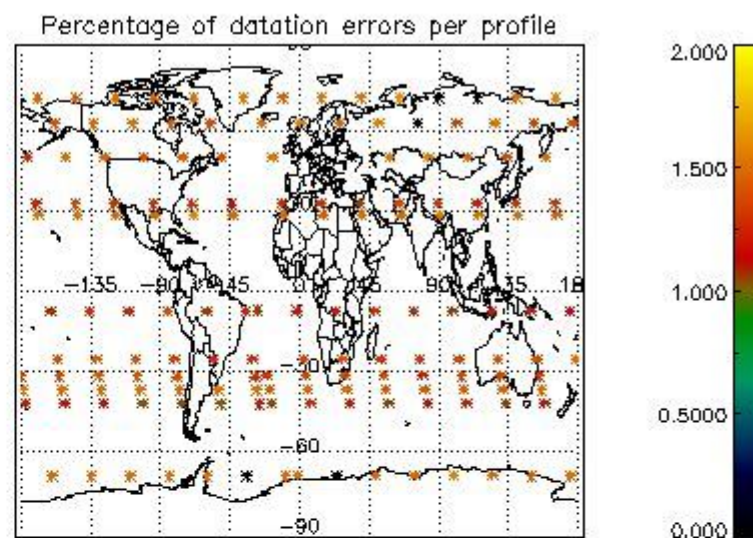
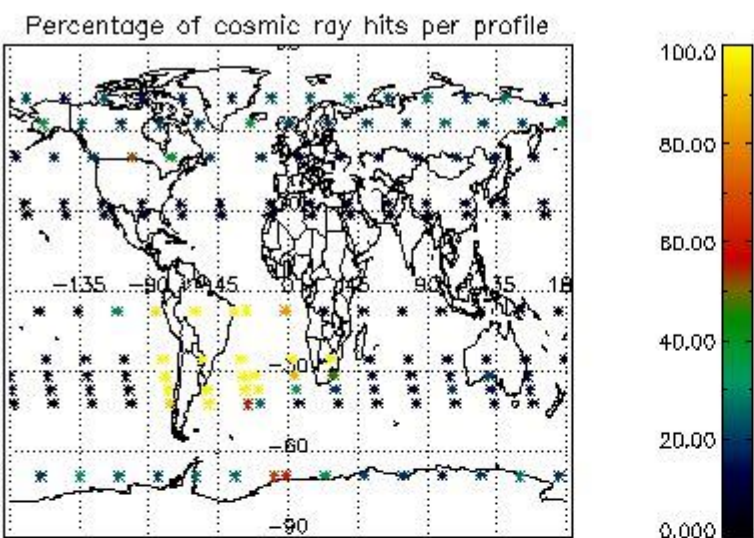


4.1.2 Plot level 1 quality information per product (time dependant): ENVI SAT DESCENDING passes

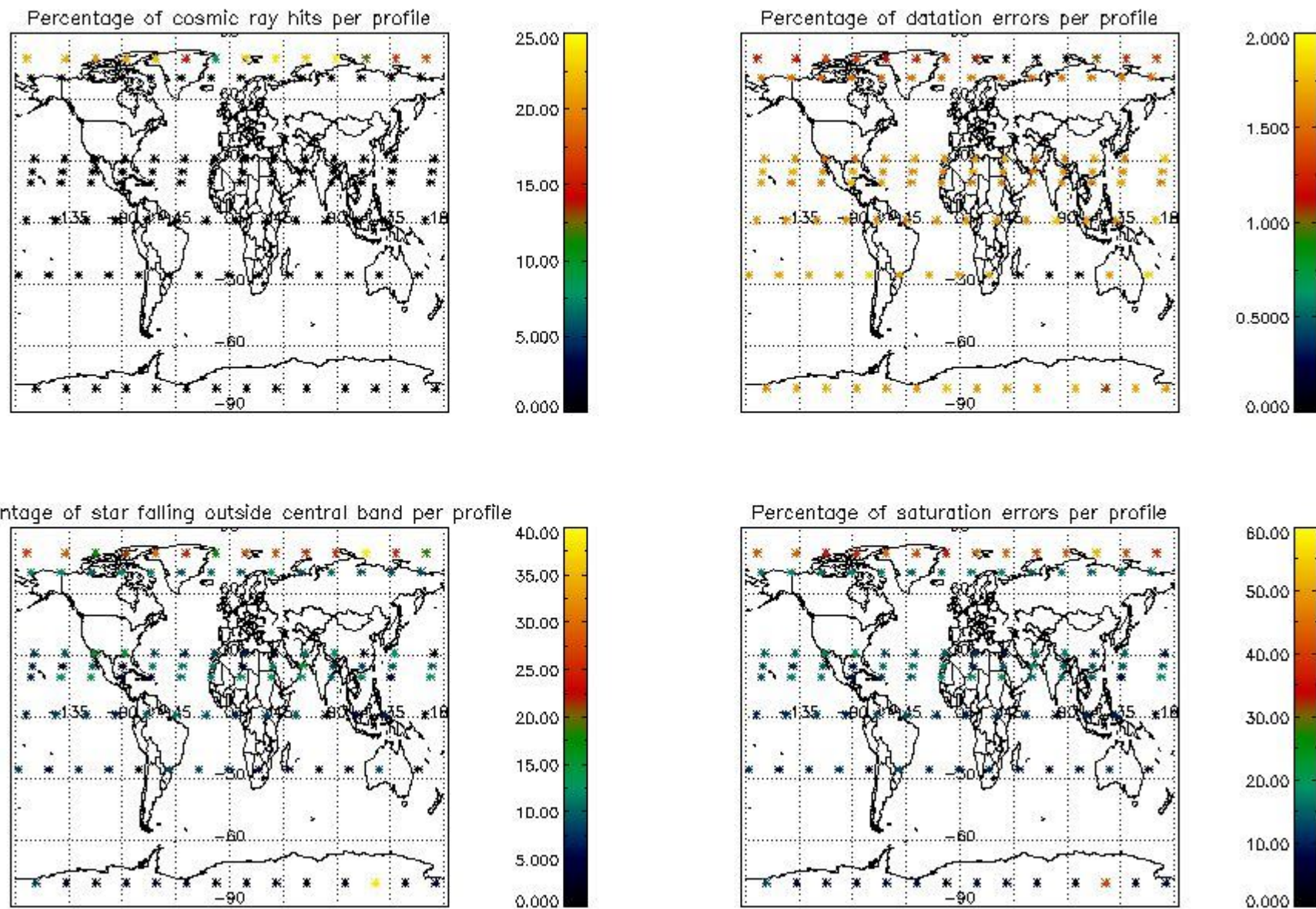


4.2 Plot quality information per product coming from level 1b processing (world map)

4.2.1 Plot level 1 quality information per product (world map): ENVISAT ASCENDING passes



4.2.2 Plot level 1 quality information per product (world map): ENVISAT DESCENDING passes



5. Trace gas profiles

5.1 Ozone statistics based on quality of products

The final quality of the products can be "measured" using the STD (Standard Deviation) attached to every point profile. This information is written to the parameter GOM_NL__2P/NL_LOCAL_SPECIES_DENSITY/o3_std of the level 2 products. The table below shows the statistics for given STD ranges.

The statistics are given with respect to the overall valid production:

- Products without fatal errors: GOM_NL__2P/MPH/PRODUCT_ERR=0
- Valid point profile: GOM_NL__2P/NL_LOCAL_SPECIES_DENSITY/pcd(0)=0

The 'Criteria' is applied to valid points of dark limb products:

- Products in dark limb illumination condition: GOM_NL__2P/NL_SUMMARY_QUALITY/obs_ill_cond=0
- Products without fatal errors: GOM_NL__2P/MPH/PRODUCT_ERR=0
- Valid point profile: GOM_NL__2P/NL_LOCAL_SPECIES_DENSITY/pcd(0)=0

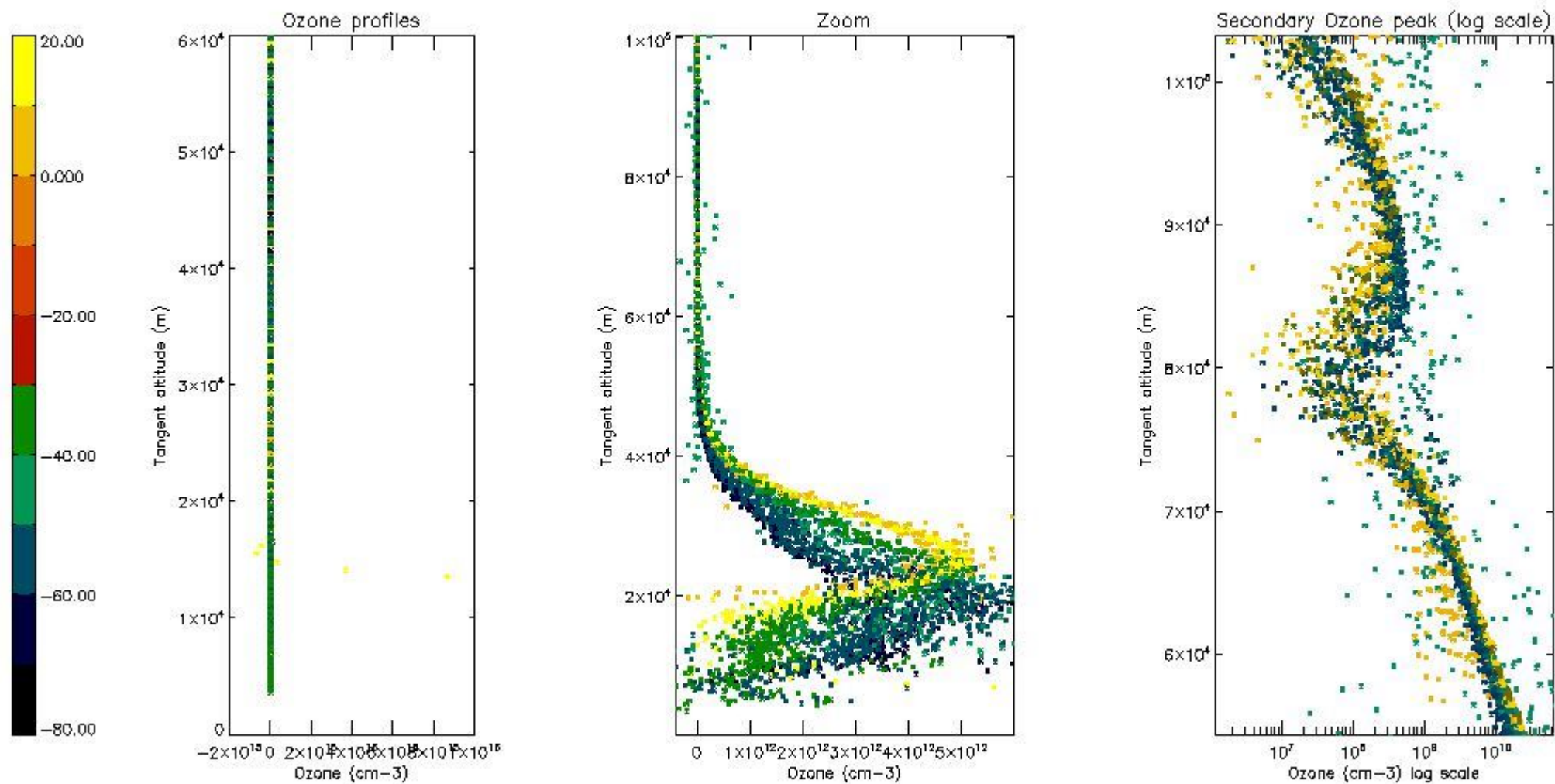
So, the table below shows the percentage of dark limb and valid observations for each criteria with respect to the overall valid daily observations.

Criteria	% of total production
All STD	42
STD < 20	28

STD < 10	23
STD < 5	17

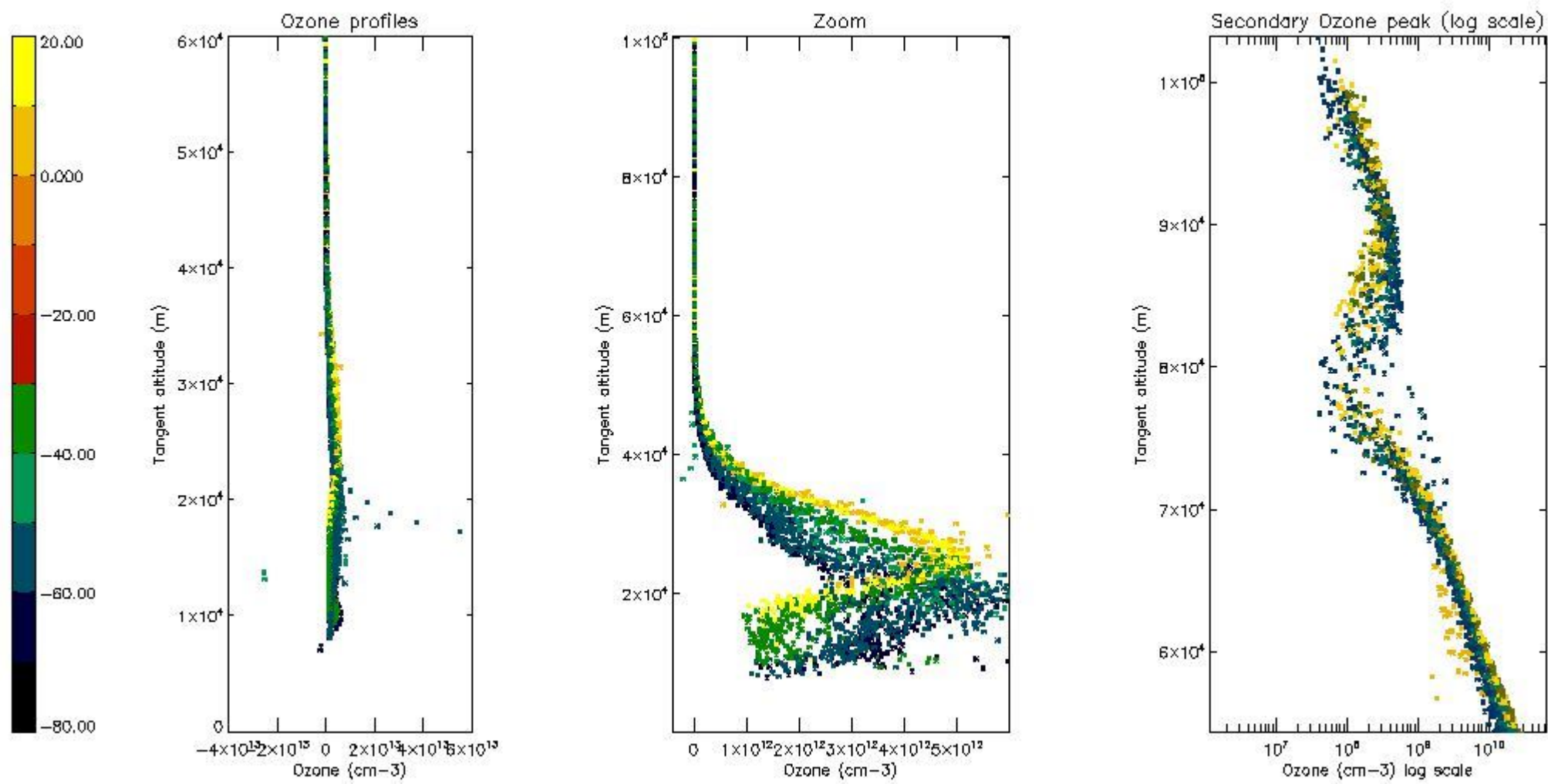
5.2 Plot ozone profiles for all STD (dark without errors)

The colorbar represents the latitude.



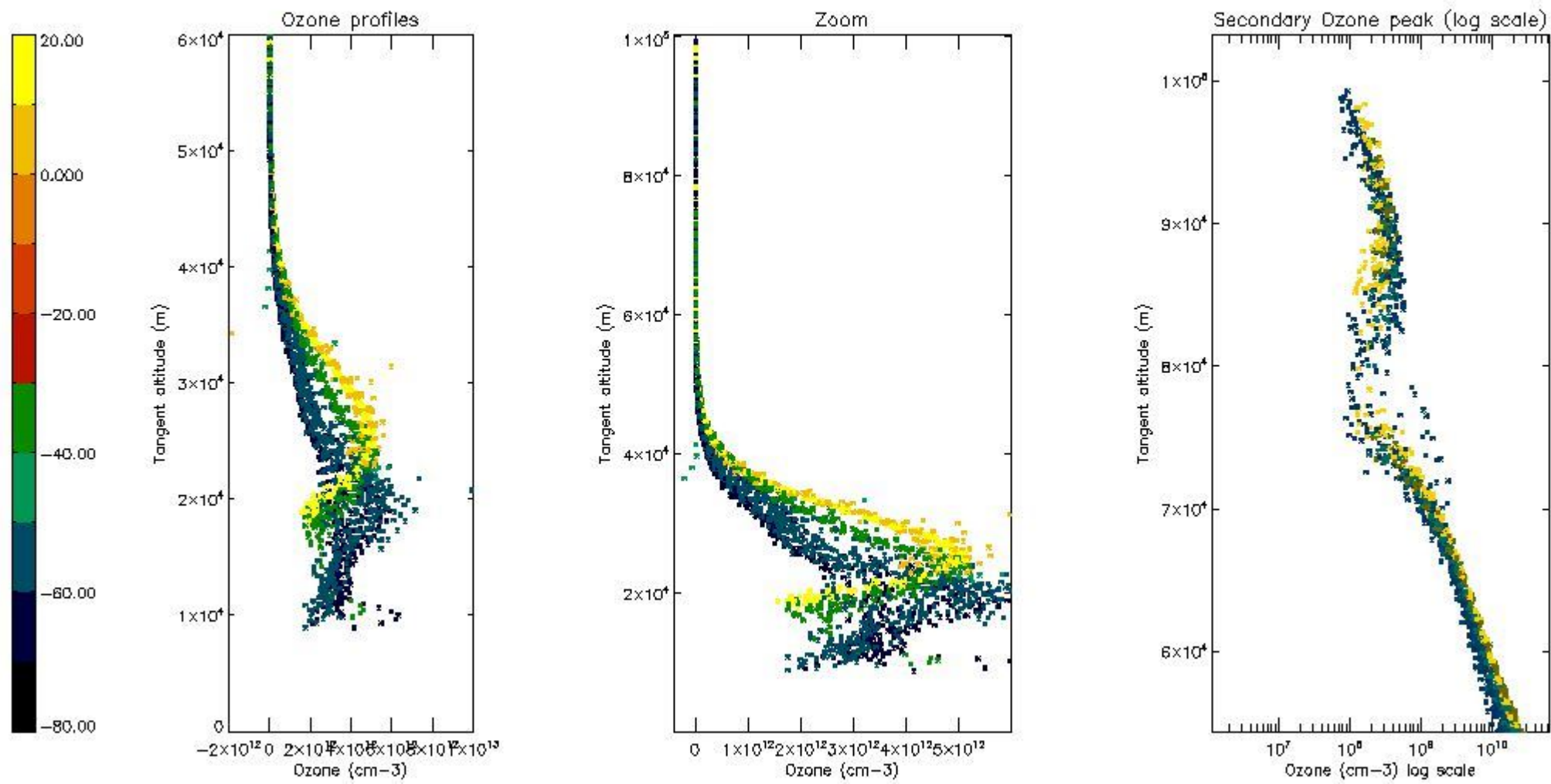
5.3 Plot ozone profiles where STD < 20% (dark without errors)

The colorbar represents the latitude.



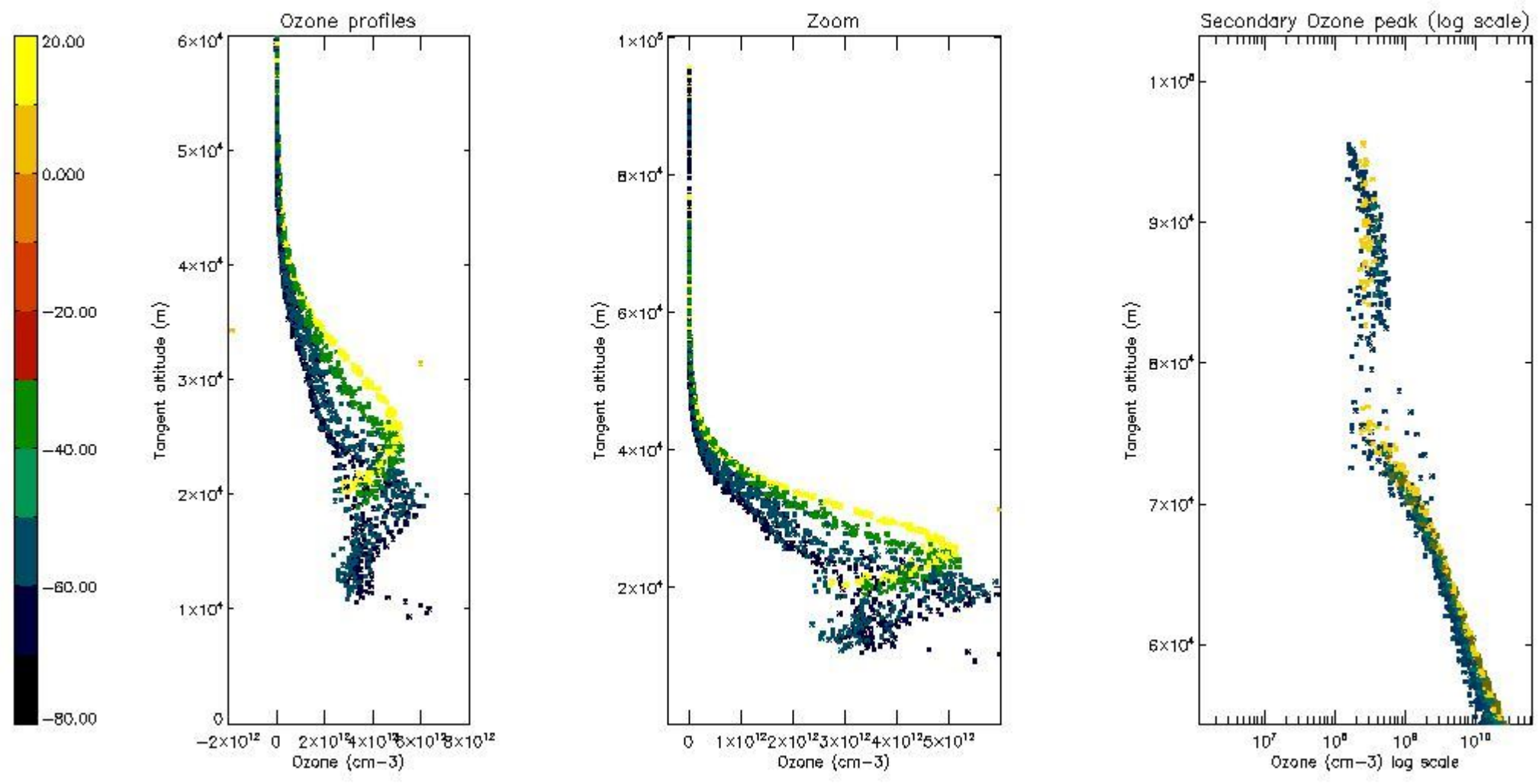
5.4 Plot ozone profiles where STD < 10% (dark without errors)

The colorbar represents the latitude.



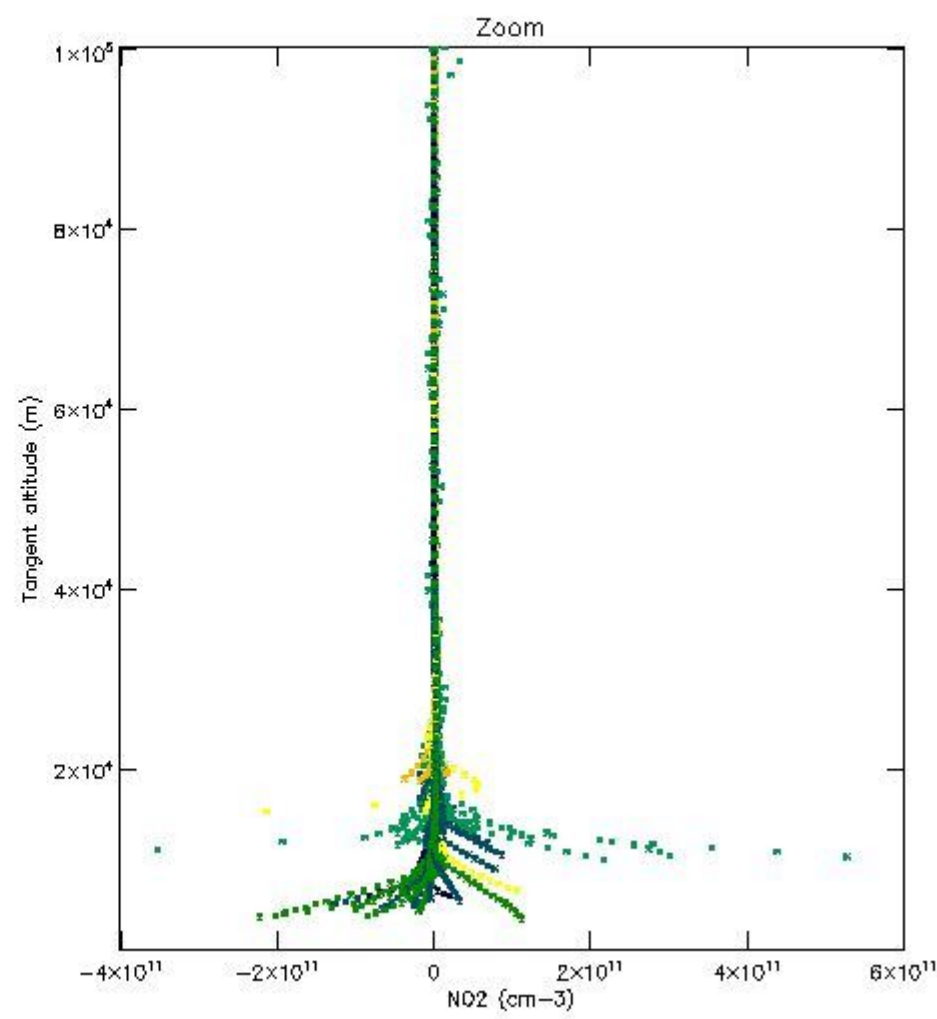
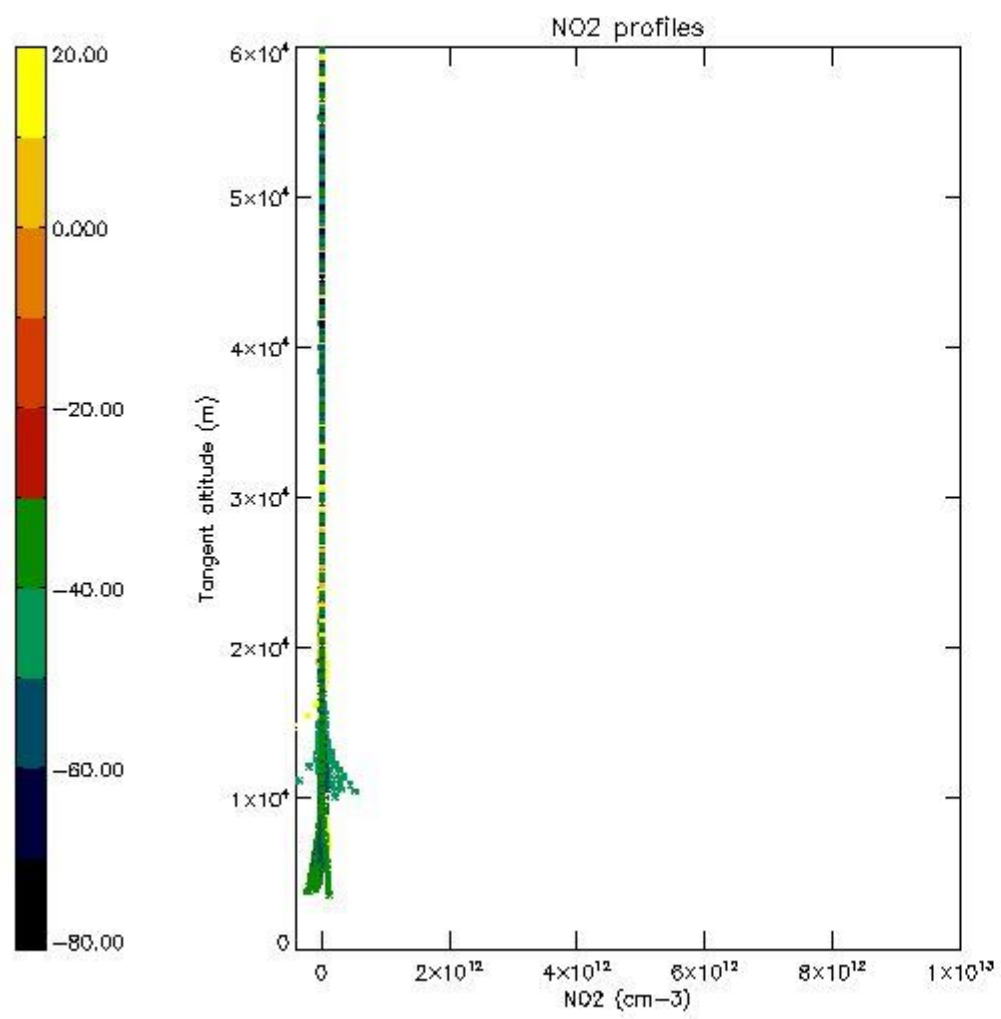
5.5 Plot ozone profiles where STD < 5% (dark without errors)

The colorbar represents the latitude.



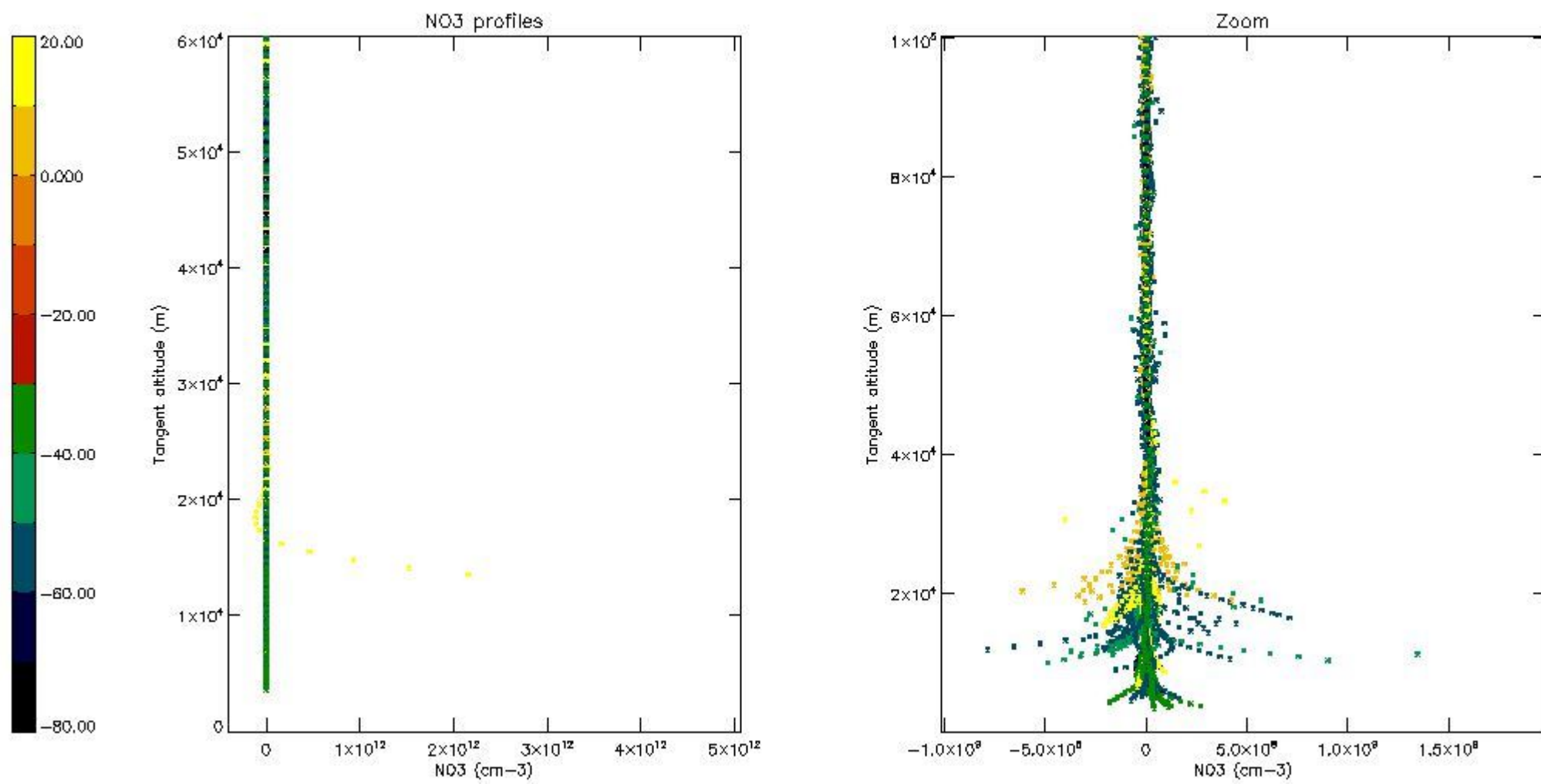
5.6 Plot NO₂ profiles for all STD (dark without errors)

The colorbar represents the latitude.



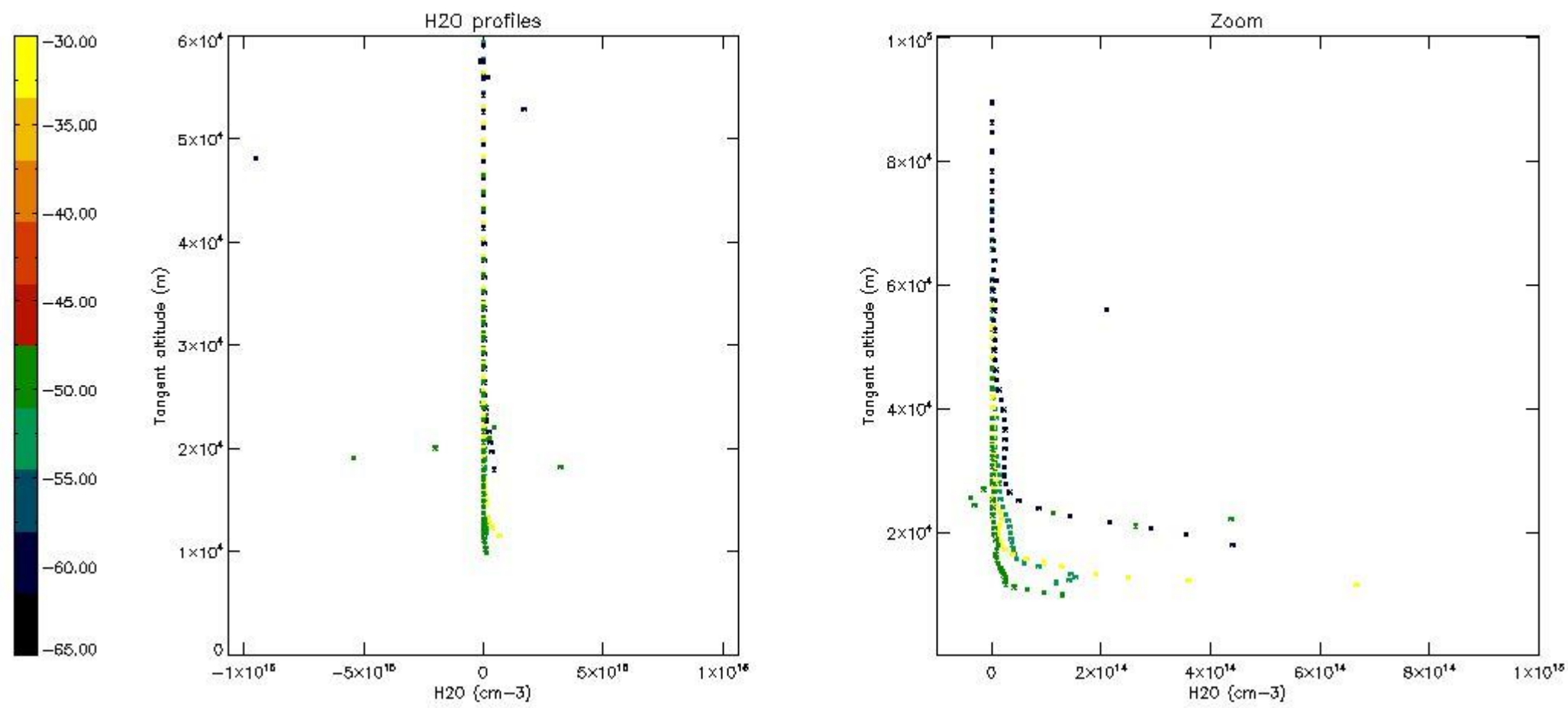
5.7 Plot NO3 profiles for all STD (dark without errors)

The colorbar represents the latitude.



5.8 Plot H2O profiles for all STD (only for occultations of stars 1,2,3,4,13,14,16,26,63 dark without errors)

The colorbar represents the latitude.



6. Auxiliary Data Files used for the production reported in section 2

The number reported in the third column indicates since which file (see list in section 2) the corresponding auxiliary file has been used. The fourth column is the date of those product files.

Type	Auxiliary Filename	Used since product	Used since product date
INST_PHYS_CHARACTERISTICS	GOM_INS_AXVIEC20091111_143220_20030716_120000_20500101_000000	1	25-AUG-2006 00:06:29
LEVEL-2_PROC_CONFIG	GOM_PR2_AXVIEC20091111_152718_20020301_000000_20500101_000000	1	25-AUG-2006 00:06:29
CROSS_SECTIONS_FILE	GOM_CR2_AXVIEC20091111_154832_20020301_000000_20500101_000000	1	25-AUG-2006 00:06:29

GOMOS Level 2 Daily Report

SUMMARY

[1. General Info](#)

[2. Summary of processed GOM_NL_2P products](#)

[3. Level 2 Quality information per product](#)

[3.1 Plot of level 2 quality information per product \(time dependant\)](#)

[3.2 Plot of level 2 quality information per product \(world map\)](#)

[4. Level 1 Quality information per product \(stored on level 2 products\)](#)

[4.1 Plot of level 1 quality information per product \(time dependant\)](#)

[4.1.1 Plot of level 1 quality information per product \(time dependant\): ASCENDING](#)

[4.1.2 Plot of level 1 quality information per product \(time dependant\): DESCENDING](#)

[4.2 Plot of level 1 quality information per product \(world map\)](#)

[4.2.1 Plot of level 1 quality information per product \(world map\): ASCENDING](#)

[4.2.2 Plot of level 1 quality information per product \(world map\): DESCENDING](#)

[5. Ozone profiles based on quality statistics and other trace gas profiles](#)

[5.1 Ozone statistics based on quality of products](#)

[5.2 Plot ozone profiles for all STD \(dark without errors\)](#)

[5.3 Plot ozone profiles where STD < 20% \(dark without errors\)](#)

[5.4. Plot ozone profiles where STD < 10% \(dark without errors\)](#)

[5.5. Plot ozone profiles where STD < 5% \(dark without errors\)](#)

[5.6 Plot NO2 profiles for all STD \(dark without errors\)](#)

[5.7 Plot NO3 profiles for all STD \(dark without errors\)](#)

[5.8 Plot H2O profiles \(only for occultations of stars 1,2,3,4,13,14,16,26,63 dark without errors\) for all STD](#)

[6. Auxiliary Data Files used for the production reported in section 2](#)

This report presents the daily analysis on parameters extracted from GOMOS level 2 data (GOM_NL__2P). It is intended to monitor some important parameters that will impact the quality of these products. A list of level 2 products (and content) that have arrived during the reporting day to the PCF is also given.

Item	Value
Time of report generation	24APR2013 03:35:38
Data source version	GOMOS/6.01
Start time of products	25-08-2006 (25AUG2006 00:00:00)
Stop time of products	26-08-2006 (26AUG2006 00:00:00)
Store outputs in DB	Yes
Nb of level 2 prods	270
Nb of prods with errors	0

2. Summary of processed GOM_NL__2P products.

Nr	Filename	UTC Start time	Limb	Duration	Star Id	Star Name	Star Mag	Star Temp	Nb Meas	Orbit	Prod. error
1	GOM_NL__2PRFIN20060825_000629_000000342050_00345_23445_1276.N1	25-AUG-2006 00:06:29	Twilight	33.500	153	3Bet CMi	2.8940	13100.	67	23445	No
2	GOM_NL__2PRFIN20060825_001422_000000422050_00345_23445_1277.N1	25-AUG-2006 00:14:22	Dark	42.000	1	9Alp CMa	-1.4400	11000.	84	23445	No
3	GOM_NL__2PRFIN20060825_001549_000000342050_00345_23445_1278.N1	25-AUG-2006 00:15:49	Dark	33.500	179	24Omi2CMa	3.0320	24000.	67	23445	No
4	GOM_NL__2PRFIN20060825_001717_000000392050_00345_23445_1279.N1	25-AUG-2006 00:17:17	Dark	39.000	23	21Eps CMa	1.5020	26000.	78	23445	No
5	GOM_NL__2PRFIN20060825_001903_000000402050_00345_23445_1280.N1	25-AUG-2006 00:19:03	Dark	39.500	117	Pi Pup	2.7060	3800.0	79	23445	No
6	GOM_NL__2PRFIN20060825_002406_000000402050_00345_23445_1281.N1	25-AUG-2006 00:24:06	Dark	40.000	2	Alp Car	-0.73600	7000.0	80	23445	No
7	GOM_NL__2PRFIN20060825_003409_000000342050_00346_23446_1263.N1	25-AUG-2006 00:34:09	Dark	34.000	143	Alp Hyi	2.8570	7200.0	68	23446	No
8	GOM_NL__2PRFIN20060825_003520_000000452050_00346_23446_1264.N1	25-AUG-2006 00:35:20	Dark	45.000	9	Alp Eri	0.45300	24000.	90	23446	No
9	GOM_NL__2PRFIN20060825_004018_000000362050_00346_23446_1265.N1	25-AUG-2006 00:40:18	Straylight	36.000	148	Alp Tuc	2.8780	4100.0	72	23446	No
10	GOM_NL__2PRFIN20060825_004356_000000372050_00346_23446_1266.N1	25-AUG-2006 00:43:56	Straylight	36.500	31	Alp Gru	1.7340	15200.	73	23446	No
11	GOM_NL__2PRFIN20060825_004649_000000332050_00346_23446_1267.N1	25-AUG-2006 00:46:49	Straylight	33.000	172	Gam Gru	3.0030	13100.	66	23446	No
12	GOM_NL__2PRFIN20060825_005306_000000412050_00346_23446_1268.N1	25-AUG-2006 00:53:06	Bright	41.000	142	49Del Cap	2.8500	8900.0	82	23446	No
13	GOM_NL__2PRFIN20060825_005621_000000332050_00346_23446_1269.N1	25-AUG-2006 00:56:21	Bright	33.000	154	22Bet Aqr	2.8990	5700.0	66	23446	No
14	GOM_NL__2PRFIN20060825_010747_000000322050_00346_23446_1270.N1	25-AUG-2006 01:07:47	Bright	32.000	92	53Eps Cyg	2.5000	4500.0	64	23446	No
15	GOM_NL__2PRFIN20060825_010932_000000312050_00346_23446_1271.N1	25-AUG-2006 01:09:32	Bright	31.000	66	37Gam Cyg	2.2080	5900.0	62	23446	No
16	GOM_NL__2PRFIN20060825_011059_000000302050_00346_23446_1272.N1	25-AUG-2006 01:10:59	Bright	29.500	19	50Alp Cyg	1.2460	10500.	59	23446	No
17	GOM_NL__2PRFIN20060825_011609_000000312050_00346_23446_1273.N1	25-AUG-2006 01:16:09	Bright	31.000	89	5Alp Cep	2.4510	8000.0	62	23446	No
18	GOM_NL__2PRFIN20060825_012336_000000312050_00346_23446_1274.N1	25-AUG-2006 01:23:36	Bright	30.500	49	1Alp UMi	1.9900	6300.0	61	23446	No
19	GOM_NL__2PRFIN20060825_014017_000000302050_00346_23446_1275.N1	25-AUG-2006 01:40:17	Bright	29.500	24	66Alp Gem	1.5800	10200.	59	23446	No
20	GOM_NL__2PRFIN20060825_014706_000000332050_00346_23446_1276.N1	25-AUG-2006 01:47:06	Twilight	33.000	153	3Bet CMi	2.8940	13100.	66	23446	No
21	GOM_NL__2PRFIN20060825_015458_000000492050_00346_23446_1277.N1	25-AUG-2006 01:54:58	Dark	49.000	1	9Alp CMa	-1.4400	11000.	98	23446	No
22	GOM_NL__2PRFIN20060825_015625_000000332050_00346_23446_1278.N1	25-AUG-2006 01:56:25	Dark	33.000	179	24Omi2CMa	3.0320	24000.	66	23446	No
23	GOM_NL__2PRFIN20060825_015940_000000392050_00346_23446_1279.N1	25-AUG-2006 01:59:40	Dark	39.000	117	Pi Pup	2.7060	3800.0	78	23446	No
24	GOM_NL__2PRFIN20060825_020442_000000472050_00346_23446_1280.N1	25-AUG-2006 02:04:42	Dark	47.000	2	Alp Car	-0.73600	7000.0	94	23446	No
25	GOM_NL__2PRFIN20060825_021446_000000322050_00347_23447_1263.N1	25-AUG-2006 02:14:46	Dark	31.500	143	Alp Hyi	2.8570	7200.0	63	23447	No
26	GOM_NL__2PRFIN20060825_021556_000000392050_00347_23447_1264.N1	25-AUG-2006 02:15:56	Dark	38.500	9	Alp Eri	0.45300	24000.	77	23447	No
27	GOM_NL__2PRFIN20060825_022055_000000352050_00347_23447_1265.N1	25-AUG-2006 02:20:55	Straylight	35.000	148	Alp Tuc	2.8780	4100.0	70	23447	No
28	GOM_NL__2PRFIN20060825_022432_000000352050_00347_23447_1266.N1	25-AUG-2006 02:24:32	Straylight	34.500	31	Alp Gru	1.7340	15200.	69	23447	No
29	GOM_NL__2PRFIN20060825_022725_000000342050_00347_23447_1267.N1	25-AUG-2006 02:27:25	Straylight	34.000	172	Gam Gru	3.0030	13100.	68	23447	No
30	GOM_NL__2PRFIN20060825_023342_000000382050_00347_23447_1268.N1	25-AUG-2006 02:33:42	Bright	37.500	142	49Del Cap	2.8500	8900.0	75	23447	No
31	GOM_NL__2PRFIN20060825_023656_000000332050_00347_23447_1269.N1	25-AUG-2006 02:36:56	Bright	33.000	154	22Bet Aqr	2.8990	5700.0	66	23447	No
32	GOM_NL__2PRFIN20060825_024823_000000292050_00347_23447_1270.N1	25-AUG-2006 02:48:23	Bright	29.000	92	53Eps Cyg	2.5000	4500.0	58	23447	No
33	GOM_NL__2PRFIN20060825_025008_000000312050_00347_23447_1271.N1	25-AUG-2006 02:50:08	Bright	30.500	66	37Gam Cyg	2.2080	5900.0	61	23447	No
34	GOM_NL__2PRFIN20060825_025134_000000322050_00347_23447_1272.N1	25-AUG-2006 02:51:34	Bright	32.000	19	50Alp Cyg	1.2460	10500.	64	23447	No
35	GOM_NL__2PRFIN20060825_025645_000000302050_00347_23447_1273.N1	25-AUG-2006 02:56:45	Bright	30.000	89	5Alp Cep	2.4510	8000.0	60	23447	No
36	GOM_NL__2PRFIN20060825_030412_000000282050_00347_23447_1274.N1	25-AUG-2006 03:04:12	Bright	28.000	49	1Alp UMi	1.9900	6300.0	56	23447	No
37	GOM_NL__2PRFIN20060825_032053_000000302050_00347_23447_1275.N1	25-AUG-2006 03:20:53	Bright	30.000	24	66Alp Gem	1.5800	10200.	60	23447	No
38	GOM_NL__2PRFIN20060825_032742_000000342050_00347_23447_1276.N1	25-AUG-2006 03:27:42	Twilight	33.500	153	3Bet CMi	2.8940	13100.	67	23447	No
39	GOM_NL__2PRFIN20060825_033535_000000482050_00347_23447_1277.N1	25-AUG-2006 03:35:35	Dark	48.000	1	9Alp CMa	-1.4400	11000.	96	23447	No
40	GOM_NL__2PRFIN20060825_033701_000000342050_00347_23447_1278.N1	25-AUG-2006 03:37:01	Dark	34.000	179	24Omi2CMa	3.0320	24000.	68	23447	No
41	GOM_NL__2PRFIN20060825_033829_000000362050_00347_23447_1279.N1	25-AUG-2006 03:38:29	Dark	36.000	23	21Eps CMa	1.5020	26000.	72	23447	No
42	GOM_NL__2PRFIN20060825_034016_000000382050_00347_23447_1280.N1	25-AUG-2006 03:40:16	Dark	37.500	117	Pi Pup	2.7060	3800.0	75	23447	No

43	GOM_NL__2PRFIN20060825_034519_000000362050_00347_23447_1281.N1	25-AUG-2006 03:45:19	Dark	36.000	2	Alp Car	-0.73600	7000.0	72	23447	No
44	GOM_NL__2PRFIN20060825_035522_000000342050_00348_23448_1263.N1	25-AUG-2006 03:55:22	Dark	34.000	143	Alp Hyi	2.8570	7200.0	68	23448	No
45	GOM_NL__2PRFIN20060825_035633_000000392050_00348_23448_1264.N1	25-AUG-2006 03:56:33	Dark	39.000	9	Alp Eri	0.45300	24000.	78	23448	No
46	GOM_NL__2PRFIN20060825_040131_000000362050_00348_23448_1265.N1	25-AUG-2006 04:01:31	Straylight	36.000	148	Alp Tuc	2.8780	4100.0	72	23448	No
47	GOM_NL__2PRFIN20060825_040508_000000342050_00348_23448_1266.N1	25-AUG-2006 04:05:08	Straylight	33.500	31	Alp Gru	1.7340	15200.	67	23448	No
48	GOM_NL__2PRFIN20060825_040802_000000342050_00348_23448_1267.N1	25-AUG-2006 04:08:02	Straylight	33.500	172	Gam Gru	3.0030	13100.	67	23448	No
49	GOM_NL__2PRFIN20060825_041418_000000402050_00348_23448_1268.N1	25-AUG-2006 04:14:18	Bright	40.000	142	49Del Cap	2.8500	8900.0	80	23448	No
50	GOM_NL__2PRFIN20060825_041733_000000332050_00348_23448_1269.N1	25-AUG-2006 04:17:33	Bright	32.500	154	22Bet Aqr	2.8990	5700.0	65	23448	No
51	GOM_NL__2PRFIN20060825_042859_000000322050_00348_23448_1270.N1	25-AUG-2006 04:28:59	Bright	32.000	92	53Eps Cyg	2.5000	4500.0	64	23448	No
52	GOM_NL__2PRFIN20060825_043044_000000312050_00348_23448_1271.N1	25-AUG-2006 04:30:44	Bright	30.500	66	37Gam Cyg	2.2080	5900.0	61	23448	No
53	GOM_NL__2PRFIN20060825_043210_000000322050_00348_23448_1272.N1	25-AUG-2006 04:32:10	Bright	31.500	19	50Alp Cyg	1.2460	10500.	63	23448	No
54	GOM_NL__2PRFIN20060825_043721_000000282050_00348_23448_1273.N1	25-AUG-2006 04:37:21	Bright	28.000	89	5Alp Cep	2.4510	8000.0	56	23448	No
55	GOM_NL__2PRFIN20060825_044448_000000282050_00348_23448_1274.N1	25-AUG-2006 04:44:48	Bright	27.500	49	1Alp UMi	1.9900	6300.0	55	23448	No
56	GOM_NL__2PRFIN20060825_050129_000000312050_00348_23448_1275.N1	25-AUG-2006 05:01:29	Bright	30.500	24	66Alp Gem	1.5800	10200.	61	23448	No
57	GOM_NL__2PRFIN20060825_050818_000000332050_00348_23448_1276.N1	25-AUG-2006 05:08:18	Twilight	33.000	153	3Bet CMi	2.8940	13100.	66	23448	No
58	GOM_NL__2PRFIN20060825_051612_000000492050_00348_23448_1277.N1	25-AUG-2006 05:16:12	Dark	48.500	1	9Alp CMa	-1.4400	11000.	97	23448	No
59	GOM_NL__2PRFIN20060825_051738_000000332050_00348_23448_1278.N1	25-AUG-2006 05:17:38	Dark	33.000	179	24Omi2CMa	3.0320	24000.	66	23448	No
60	GOM_NL__2PRFIN20060825_051906_000000362050_00348_23448_1279.N1	25-AUG-2006 05:19:06	Dark	35.500	23	21Eps CMa	1.5020	26000.	71	23448	No
61	GOM_NL__2PRFIN20060825_052052_000000362050_00348_23448_1280.N1	25-AUG-2006 05:20:52	Dark	35.500	117	Pi Pup	2.7060	3800.0	71	23448	No
62	GOM_NL__2PRFIN20060825_052555_000000412050_00348_23448_1281.N1	25-AUG-2006 05:25:55	Dark	40.500	2	Alp Car	-0.73600	7000.0	81	23448	No
63	GOM_NL__2PRFIN20060825_053559_000000342050_00349_23449_1263.N1	25-AUG-2006 05:35:59	Dark	34.000	143	Alp Hyi	2.8570	7200.0	68	23449	No
64	GOM_NL__2PRFIN20060825_053709_000000392050_00349_23449_1264.N1	25-AUG-2006 05:37:09	Dark	38.500	9	Alp Eri	0.45300	24000.	77	23449	No
65	GOM_NL__2PRFIN20060825_054207_000000342050_00349_23449_1265.N1	25-AUG-2006 05:42:07	Straylight	34.000	148	Alp Tuc	2.8780	4100.0	68	23449	No
66	GOM_NL__2PRFIN20060825_054545_000000342050_00349_23449_1266.N1	25-AUG-2006 05:45:45	Straylight	34.000	31	Alp Gru	1.7340	15200.	68	23449	No
67	GOM_NL__2PRFIN20060825_054838_000000352050_00349_23449_1267.N1	25-AUG-2006 05:48:38	Straylight	34.500	172	Gam Gru	3.0030	13100.	69	23449	No
68	GOM_NL__2PRFIN20060825_054544_000000492050_00349_23449_1268.N1	25-AUG-2006 05:54:54	Bright	49.000	142	49Del Cap	2.8500	8900.0	98	23449	No
69	GOM_NL__2PRFIN20060825_055809_000000332050_00349_23449_1269.N1	25-AUG-2006 05:58:09	Bright	33.000	154	22Bet Aqr	2.8990	5700.0	66	23449	No
70	GOM_NL__2PRFIN20060825_060935_000000322050_00349_23449_1270.N1	25-AUG-2006 06:09:35	Bright	32.000	92	53Eps Cyg	2.5000	4500.0	64	23449	No
71	GOM_NL__2PRFIN20060825_061120_000000332050_00349_23449_1271.N1	25-AUG-2006 06:11:20	Bright	32.500	66	37Gam Cyg	2.2080	5900.0	65	23449	No
72	GOM_NL__2PRFIN20060825_061246_000000322050_00349_23449_1272.N1	25-AUG-2006 06:12:46	Bright	32.000	19	50Alp Cyg	1.2460	10500.	64	23449	No
73	GOM_NL__2PRFIN20060825_061756_000000312050_00349_23449_1273.N1	25-AUG-2006 06:17:56	Bright	31.000	89	5Alp Cep	2.4510	8000.0	62	23449	No
74	GOM_NL__2PRFIN20060825_062524_000000292050_00349_23449_1274.N1	25-AUG-2006 06:25:24	Bright	29.000	49	1Alp UMi	1.9900	6300.0	58	23449	No
75	GOM_NL__2PRFIN20060825_064205_000000282050_00349_23449_1275.N1	25-AUG-2006 06:42:05	Bright	28.000	24	66Alp Gem	1.5800	10200.	56	23449	No
76	GOM_NL__2PRFIN20060825_064854_000000342050_00349_23449_1276.N1	25-AUG-2006 06:48:54	Twilight	33.500	153	3Bet CMi	2.8940	13100.	67	23449	No
77	GOM_NL__2PRFIN20060825_065648_000000432050_00349_23449_1277.N1	25-AUG-2006 06:56:48	Dark	43.000	1	9Alp CMa	-1.4400	11000.	86	23449	No
78	GOM_NL__2PRFIN20060825_065814_000000342050_00349_23449_1278.N1	25-AUG-2006 06:58:14	Dark	33.500	179	24Omi2CMa	3.0320	24000.	67	23449	No
79	GOM_NL__2PRFIN20060825_065942_000000352050_00349_23449_1279.N1	25-AUG-2006 06:59:42	Dark	35.000	23	21Eps CMa	1.5020	26000.	70	23449	No
80	GOM_NL__2PRFIN20060825_070128_000000352050_00349_23449_1280.N1	25-AUG-2006 07:01:28	Dark	34.500	117	Pi Pup	2.7060	3800.0	69	23449	No
81	GOM_NL__2PRFIN20060825_070631_000000392050_00349_23449_1281.N1	25-AUG-2006 07:06:31	Dark	39.000	2	Alp Car	-0.73600	7000.0	78	23449	No
82	GOM_NL__2PRFIN20060825_071635_000000332050_00350_23450_1263.N1	25-AUG-2006 07:16:35	Dark	33.000	143	Alp Hyi	2.8570	7200.0	66	23450	No
83	GOM_NL__2PRFIN20060825_071746_000000372050_00350_23450_1264.N1	25-AUG-2006 07:17:46	Dark	36.500	9	Alp Eri	0.45300	24000.	73	23450	No
84	GOM_NL__2PRFIN20060825_072244_000000342050_00350_23450_1265.N1	25-AUG-2006 07:22:44	Straylight	33.500	148	Alp Tuc	2.8780	4100.0	67	23450	No
85	GOM_NL__2PRFIN20060825_072621_000000362050_00350_23450_1266.N1	25-AUG-2006 07:26:21	Straylight	35.500	31	Alp Gru	1.7340	15200.	71	23450	No
86	GOM_NL__2PRFIN20060825_072914_000000342050_00350_23450_1267.N1	25-AUG-2006 07:29:14	Straylight	34.000	172	Gam Gru	3.0030	13100.	68	23450	No
87	GOM_NL__2PRFIN20060825_073530_000000392050_00350_23450_1268.N1	25-AUG-2006 07:35:30	Bright	39.000	142	49Del Cap	2.8500	8900.0	78	23450	No
88	GOM_NL__2PRFIN20060825_073845_000000332050_00350_23450_1269.N1	25-AUG-2006 07:38:45	Bright	32.500	154	22Bet Aqr	2.8990	5700.0	65	23450	No
89	GOM_NL__2PRFIN20060825_075010_000000292050_00350_23450_1270.N1	25-AUG-2006 07:50:10	Bright	28.500	92	53Eps Cyg	2.5000	4500.0	57	23450	No
90	GOM_NL__2PRFIN20060825_075156_000000312050_00350_23450_1271.N1	25-AUG-2006 07:51:56	Bright	31.000	66	37Gam Cyg	2.2080	5900.0	62	23450	No
91	GOM_NL__2PRFIN20060825_075322_000000332050_00350_23450_1272.N1	25-AUG-2006 07:53:22	Bright	33.000	19	50Alp Cyg	1.2460	10500.	66	23450	No
92	GOM_NL__2PRFIN20060825_075832_000000312050_00350_23450_1273.N1	25-AUG-2006 07:58:32	Bright	31.000	89	5Alp Cep	2.4510	8000.0	62	23450	No
93	GOM_NL__2PRFIN20060825_080600_000000302050_00350_23450_1274.N1	25-AUG-2006 08:06:00	Bright	29.500	49	1Alp UMi	1.9900	6300.0	59	23450	No
94	GOM_NL__2PRFIN20060825_082241_000000312050_00350_23450_1275.N1	25-AUG-2006 08:22:41	Bright	30.500	24	66Alp Gem	1.5800	10200.	61	23450	No
95	GOM_NL__2PRFIN20060825_082931_000000342050_00350_23450_1276.N1	25-AUG-2006 08:29:31	Twilight	33.500	153	3Bet CMi	2.8940	13100.	67	23450	No
96	GOM_NL__2PRFIN20060825_083724_000000422050_00350_23450_1277.N1	25-AUG-2006 08:37:24	Dark	41.500	1	9Alp CMa	-1.4400	11000.	83	23450	No
97	GOM_NL__2PRFIN20060825_083851_000000342050_00350_23450_1278.N1	25-AUG-2006 08:38:51	Dark	33.500	179	24Omi2CMa	3.0320	24000.	67	23450	No
98	GOM_NL__2PRFIN20060825_084019_000000372050_00350_23450_1279.N1	25-AUG-2006 08:40:19	Dark	37.000	23	21Eps CMa	1.5020	26000.	74	23450	No
99	GOM_NL__2PRFIN20060825_084205_000000362050_00350_23450_1280.N1	25-AUG-2006 08:42:05	Dark	36.000	117	Pi Pup	2.7060	3800.0	72	23450	No
100	GOM_NL__2PRFIN20060825_084708_000000472050_00350_23450_1281.N1	25-AUG-2006 08:47:08	Dark	46.500	2	Alp Car	-0.73600	7000.0	93	23450	No
101	GOM_NL__2PRFIN20060825_085712_000000332050_00351_23451_1263.N1	25-AUG-2006 08:57:12	Dark	32.500	143	Alp Hyi	2.8570	7200.0	65	23451	No

102	GOM_NL__2PRFIN20060825_085823_000000402050_00351_23451_1264.N1	25-AUG-2006 08:58:23	Dark	40.000	9	Alp Eri	0.45300	24000.	80	23451	No
103	GOM_NL__2PRFIN20060825_090320_000000402050_00351_23451_1265.N1	25-AUG-2006 09:03:20	Straylight	39.500	148	Alp Tuc	2.8780	4100.0	79	23451	No
104	GOM_NL__2PRFIN20060825_090657_000000362050_00351_23451_1266.N1	25-AUG-2006 09:06:57	Straylight	35.500	31	Alp Gru	1.7340	15200.	71	23451	No
105	GOM_NL__2PRFIN20060825_090950_000000322050_00351_23451_1267.N1	25-AUG-2006 09:09:50	Straylight	32.000	172	Gam Gru	3.0030	13100.	64	23451	No
106	GOM_NL__2PRFIN20060825_091606_000000402050_00351_23451_1268.N1	25-AUG-2006 09:16:06	Bright	39.500	142	49Del Cap	2.8500	8900.0	79	23451	No
107	GOM_NL__2PRFIN20060825_091921_000000342050_00351_23451_1269.N1	25-AUG-2006 09:19:21	Bright	33.500	154	22Bet Aqr	2.8990	5700.0	67	23451	No
108	GOM_NL__2PRFIN20060825_093046_000000302050_00351_23451_1270.N1	25-AUG-2006 09:30:46	Bright	30.000	92	53Eps Cyg	2.5000	4500.0	60	23451	No
109	GOM_NL__2PRFIN20060825_093232_000000292050_00351_23451_1271.N1	25-AUG-2006 09:32:32	Bright	29.000	66	37Gam Cyg	2.2080	5900.0	58	23451	No
110	GOM_NL__2PRFIN20060825_093358_000000332050_00351_23451_1272.N1	25-AUG-2006 09:33:58	Bright	33.000	19	50Alp Cyg	1.2460	10500.	66	23451	No
111	GOM_NL__2PRFIN20060825_093908_000000312050_00351_23451_1273.N1	25-AUG-2006 09:39:08	Bright	30.500	89	5Alp Cep	2.4510	8000.0	61	23451	No
112	GOM_NL__2PRFIN20060825_094635_000000302050_00351_23451_1274.N1	25-AUG-2006 09:46:35	Bright	30.000	49	1Alp UMi	1.9900	6300.0	60	23451	No
113	GOM_NL__2PRFIN20060825_100318_000000312050_00351_23451_1275.N1	25-AUG-2006 10:03:18	Bright	30.500	24	66Alp Gem	1.5800	10200.	61	23451	No
114	GOM_NL__2PRFIN20060825_101007_000000342050_00351_23451_1276.N1	25-AUG-2006 10:10:07	Twilight	33.500	153	3Bet CMi	2.8940	13100.	67	23451	No
115	GOM_NL__2PRFIN20060825_101801_000000422050_00351_23451_1277.N1	25-AUG-2006 10:18:01	Dark	41.500	1	9Alp CMa	-1.4400	11000.	83	23451	No
116	GOM_NL__2PRFIN20060825_101927_000000332050_00351_23451_1278.N1	25-AUG-2006 10:19:27	Dark	33.000	179	24Omi2CMa	3.0320	24000.	66	23451	No
117	GOM_NL__2PRFIN20060825_102055_000000382050_00351_23451_1279.N1	25-AUG-2006 10:20:55	Dark	37.500	23	21Eps CMa	1.5020	26000.	75	23451	No
118	GOM_NL__2PRFIN20060825_102241_000000342050_00351_23451_1280.N1	25-AUG-2006 10:22:41	Dark	33.500	117	Pi Pup	2.7060	3800.0	67	23451	No
119	GOM_NL__2PRFIN20060825_102744_000000442050_00351_23451_1281.N1	25-AUG-2006 10:27:44	Dark	43.500	2	Alp Car	-0.73600	7000.0	87	23451	No
120	GOM_NL__2PRFIN20060825_103748_000000352050_00352_23452_1263.N1	25-AUG-2006 10:37:48	Dark	34.500	143	Alp Hyi	2.8570	7200.0	69	23452	No
121	GOM_NL__2PRFIN20060825_103859_000000392050_00352_23452_1264.N1	25-AUG-2006 10:38:59	Dark	38.500	9	Alp Eri	0.45300	24000.	77	23452	No
122	GOM_NL__2PRFIN20060825_104356_000000342050_00352_23452_1265.N1	25-AUG-2006 10:43:56	Straylight	33.500	148	Alp Tuc	2.8780	4100.0	67	23452	No
123	GOM_NL__2PRFIN20060825_104733_000000372050_00352_23452_1266.N1	25-AUG-2006 10:47:33	Straylight	37.000	31	Alp Gru	1.7340	15200.	74	23452	No
124	GOM_NL__2PRFIN20060825_105027_000000332050_00352_23452_1267.N1	25-AUG-2006 10:50:27	Straylight	33.000	172	Gam Gru	3.0030	13100.	66	23452	No
125	GOM_NL__2PRFIN20060825_105642_000000402050_00352_23452_1268.N1	25-AUG-2006 10:56:42	Bright	40.000	142	49Del Cap	2.8500	8900.0	80	23452	No
126	GOM_NL__2PRFIN20060825_105957_000000332050_00352_23452_1269.N1	25-AUG-2006 10:59:57	Bright	32.500	154	22Bet Aqr	2.8990	5700.0	65	23452	No
127	GOM_NL__2PRFIN20060825_111122_000000312050_00352_23452_1270.N1	25-AUG-2006 11:11:22	Bright	30.500	92	53Eps Cyg	2.5000	4500.0	61	23452	No
128	GOM_NL__2PRFIN20060825_111308_000000322050_00352_23452_1271.N1	25-AUG-2006 11:13:08	Bright	31.500	66	37Gam Cyg	2.2080	5900.0	63	23452	No
129	GOM_NL__2PRFIN20060825_111434_000000322050_00352_23452_1272.N1	25-AUG-2006 11:14:34	Bright	32.000	19	50Alp Cyg	1.2460	10500.	64	23452	No
130	GOM_NL__2PRFIN20060825_111944_000000312050_00352_23452_1273.N1	25-AUG-2006 11:19:44	Bright	31.000	89	5Alp Cep	2.4510	8000.0	62	23452	No
131	GOM_NL__2PRFIN20060825_112712_000000302050_00352_23452_1274.N1	25-AUG-2006 11:27:12	Bright	30.000	49	1Alp UMi	1.9900	6300.0	60	23452	No
132	GOM_NL__2PRFIN20060825_114354_000000302050_00352_23452_1275.N1	25-AUG-2006 11:43:54	Bright	30.000	24	66Alp Gem	1.5800	10200.	60	23452	No
133	GOM_NL__2PRFIN20060825_115043_000000342050_00352_23452_1276.N1	25-AUG-2006 11:50:43	Twilight	33.500	153	3Bet CMi	2.8940	13100.	67	23452	No
134	GOM_NL__2PRFIN20060825_115837_000000452050_00352_23452_1277.N1	25-AUG-2006 11:58:37	Dark	45.000	1	9Alp CMa	-1.4400	11000.	90	23452	No
135	GOM_NL__2PRFIN20060825_120003_000000342050_00352_23452_1278.N1	25-AUG-2006 12:00:03	Dark	33.500	179	24Omi2CMa	3.0320	24000.	67	23452	No
136	GOM_NL__2PRFIN20060825_120131_000000382050_00352_23452_1279.N1	25-AUG-2006 12:01:31	Dark	38.000	23	21Eps CMa	1.5020	26000.	76	23452	No
137	GOM_NL__2PRFIN20060825_120317_000000362050_00352_23452_1280.N1	25-AUG-2006 12:03:17	Dark	36.000	117	Pi Pup	2.7060	3800.0	72	23452	No
138	GOM_NL__2PRFIN20060825_120820_000000462050_00352_23452_1281.N1	25-AUG-2006 12:08:20	Dark	46.000	2	Alp Car	-0.73600	7000.0	92	23452	No
139	GOM_NL__2PRFIN20060825_121825_000000342050_00353_23453_1396.N1	25-AUG-2006 12:18:25	Dark	33.500	143	Alp Hyi	2.8570	7200.0	67	23453	No
140	GOM_NL__2PRFIN20060825_121936_000000392050_00353_23453_1397.N1	25-AUG-2006 12:19:36	Dark	39.000	9	Alp Eri	0.45300	24000.	78	23453	No
141	GOM_NL__2PRFIN20060825_122432_000000372050_00353_23453_1398.N1	25-AUG-2006 12:24:32	Straylight	36.500	148	Alp Tuc	2.8780	4100.0	73	23453	No
142	GOM_NL__2PRFIN20060825_122810_000000332050_00353_23453_1399.N1	25-AUG-2006 12:28:10	Straylight	33.000	31	Alp Gru	1.7340	15200.	66	23453	No
143	GOM_NL__2PRFIN20060825_123103_000000322050_00353_23453_1400.N1	25-AUG-2006 12:31:03	Straylight	31.500	172	Gam Gru	3.0030	13100.	63	23453	No
144	GOM_NL__2PRFIN20060825_123718_000000422050_00353_23453_1401.N1	25-AUG-2006 12:37:18	Bright	42.000	142	49Del Cap	2.8500	8900.0	84	23453	No
145	GOM_NL__2PRFIN20060825_124032_000000332050_00353_23453_1402.N1	25-AUG-2006 12:40:32	Bright	33.000	154	22Bet Aqr	2.8990	5700.0	66	23453	No
146	GOM_NL__2PRFIN20060825_125158_000000302050_00353_23453_1403.N1	25-AUG-2006 12:51:58	Bright	30.000	92	53Eps Cyg	2.5000	4500.0	60	23453	No
147	GOM_NL__2PRFIN20060825_125344_000000322050_00353_23453_1404.N1	25-AUG-2006 12:53:44	Bright	31.500	66	37Gam Cyg	2.2080	5900.0	63	23453	No
148	GOM_NL__2PRFIN20060825_125510_000000322050_00353_23453_1405.N1	25-AUG-2006 12:55:10	Bright	31.500	19	50Alp Cyg	1.2460	10500.	63	23453	No
149	GOM_NL__2PRFIN20060825_130019_000000332050_00353_23453_1406.N1	25-AUG-2006 13:00:19	Bright	32.500	89	5Alp Cep	2.4510	8000.0	65	23453	No
150	GOM_NL__2PRFIN20060825_130747_000000312050_00353_23453_1407.N1	25-AUG-2006 13:07:47	Bright	30.500	49	1Alp UMi	1.9900	6300.0	61	23453	No
151	GOM_NL__2PRFIN20060825_132430_000000292050_00353_23453_1408.N1	25-AUG-2006 13:24:30	Bright	29.000	24	66Alp Gem	1.5800	10200.	58	23453	No
152	GOM_NL__2PRFIN20060825_133119_000000352050_00353_23453_1409.N1	25-AUG-2006 13:31:19	Twilight	34.500	153	3Bet CMi	2.8940	13100.	69	23453	No
153	GOM_NL__2PRFIN20060825_133914_000000482050_00353_23453_1410.N1	25-AUG-2006 13:39:14	Dark	47.500	1	9Alp CMa	-1.4400	11000.	95	23453	No
154	GOM_NL__2PRFIN20060825_134040_000000342050_00353_23453_1411.N1	25-AUG-2006 13:40:40	Dark	34.000	179	24Omi2CMa	3.0320	24000.	68	23453	No
155	GOM_NL__2PRFIN20060825_134207_000000372050_00353_23453_1412.N1	25-AUG-2006 13:42:07	Dark	36.500	23	21Eps CMa	1.5020	26000.	73	23453	No
156	GOM_NL__2PRFIN20060825_134353_000000362050_00353_23453_1413.N1	25-AUG-2006 13:43:53	Dark	35.500	117	Pi Pup	2.7060	3800.0	71	23453	No
157	GOM_NL__2PRFIN20060825_134856_000000422050_00353_23453_1414.N1	25-AUG-2006 13:48:56	Dark	41.500	2	Alp Car	-0.73600	7000.0	83	23453	No
158	GOM_NL__2PRFIN20060825_135901_000000342050_00354_23454_1396.N1	25-AUG-2006 13:59:01	Dark	33.500	143	Alp Hyi	2.8570	7200.0	67	23454	No
159	GOM_NL__2PRFIN20060825_140012_000000412050_00354_23454_1397.N1	25-AUG-2006 14:00:12	Dark	41.000	9	Alp Eri	0.45300	24000.	82	23454	No
160	GOM_NL__2PRFIN20060825_140508_000000342050_00354_23454_1398.N1	25-AUG-2006 14:05:08	Straylight	34.000	148	Alp Tuc	2.8780	4100.0	68	23454	No

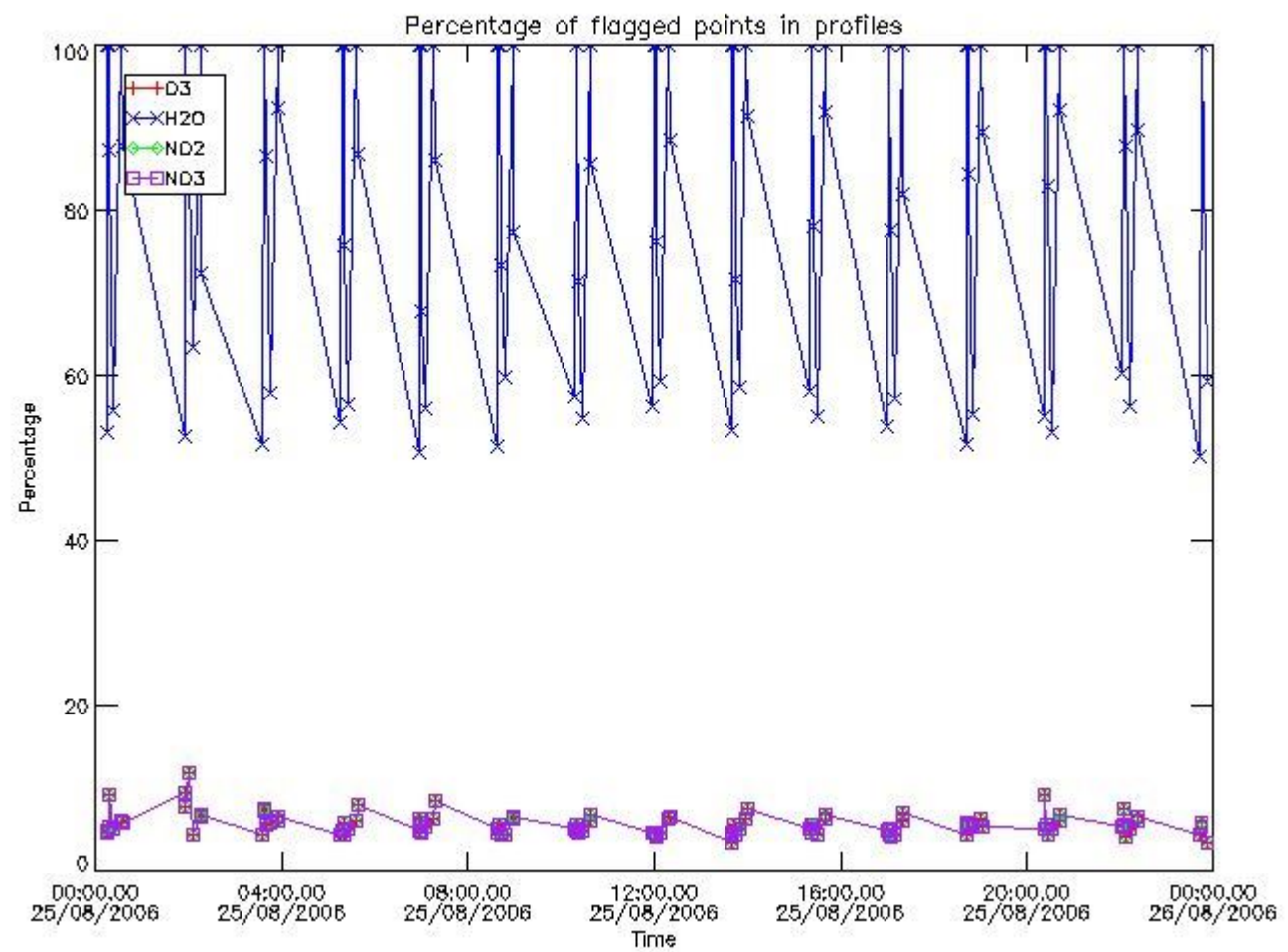
161	GOM_NL__2PRFIN20060825_140846_000000372050_00354_23454_1399.N1	25-AUG-2006 14:08:46	Straylight	37.000	31	Alp Gru	1.7340	15200.	74	23454	No
162	GOM_NL__2PRFIN20060825_141139_000000322050_00354_23454_1400.N1	25-AUG-2006 14:11:39	Straylight	31.500	172	Gam Gru	3.0030	13100.	63	23454	No
163	GOM_NL__2PRFIN20060825_141754_000000372050_00354_23454_1401.N1	25-AUG-2006 14:17:54	Bright	36.500	142	49Del Cap	2.8500	8900.0	73	23454	No
164	GOM_NL__2PRFIN20060825_142108_000000332050_00354_23454_1402.N1	25-AUG-2006 14:21:08	Bright	32.500	154	22Bet Aqr	2.8990	5700.0	65	23454	No
165	GOM_NL__2PRFIN20060825_143234_000000312050_00354_23454_1403.N1	25-AUG-2006 14:32:34	Bright	30.500	92	53Eps Cyg	2.5000	4500.0	61	23454	No
166	GOM_NL__2PRFIN20060825_143420_000000322050_00354_23454_1404.N1	25-AUG-2006 14:34:20	Bright	31.500	66	37Gam Cyg	2.2080	5900.0	63	23454	No
167	GOM_NL__2PRFIN20060825_143546_000000302050_00354_23454_1405.N1	25-AUG-2006 14:35:46	Bright	30.000	19	50Alp Cyg	1.2460	10500.	60	23454	No
168	GOM_NL__2PRFIN20060825_144055_000000322050_00354_23454_1406.N1	25-AUG-2006 14:40:55	Bright	31.500	89	5Alp Cep	2.4510	8000.0	63	23454	No
169	GOM_NL__2PRFIN20060825_144823_000000272050_00354_23454_1407.N1	25-AUG-2006 14:48:23	Bright	27.000	49	1Alp UMi	1.9900	6300.0	54	23454	No
170	GOM_NL__2PRFIN20060825_150506_000000302050_00354_23454_1408.N1	25-AUG-2006 15:05:06	Bright	29.500	24	66Alp Gem	1.5800	10200.	59	23454	No
171	GOM_NL__2PRFIN20060825_151155_000000342050_00354_23454_1409.N1	25-AUG-2006 15:11:55	Twilight	34.000	153	3Bet CMi	2.8940	13100.	68	23454	No
172	GOM_NL__2PRFIN20060825_151950_000000412050_00354_23454_1410.N1	25-AUG-2006 15:19:50	Dark	41.000	1	9Alp CMa	-1.4400	11000.	82	23454	No
173	GOM_NL__2PRFIN20060825_152116_000000352050_00354_23454_1411.N1	25-AUG-2006 15:21:16	Dark	34.500	179	24Omi2CMa	3.0320	24000.	69	23454	No
174	GOM_NL__2PRFIN20060825_152244_000000372050_00354_23454_1412.N1	25-AUG-2006 15:22:44	Dark	36.500	23	21Eps CMa	1.5020	26000.	73	23454	No
175	GOM_NL__2PRFIN20060825_152429_000000372050_00354_23454_1413.N1	25-AUG-2006 15:24:29	Dark	37.000	117	Pi Pup	2.7060	3800.0	74	23454	No
176	GOM_NL__2PRFIN20060825_152933_000000472050_00354_23454_1414.N1	25-AUG-2006 15:29:33	Dark	47.000	2	Alp Car	-0.73600	7000.0	94	23454	No
177	GOM_NL__2PRFIN20060825_153938_000000332050_00355_23455_1396.N1	25-AUG-2006 15:39:38	Dark	32.500	143	Alp Hyi	2.8570	7200.0	65	23455	No
178	GOM_NL__2PRFIN20060825_154049_000000382050_00355_23455_1397.N1	25-AUG-2006 15:40:49	Dark	37.500	9	Alp Eri	0.45300	24000.	75	23455	No
179	GOM_NL__2PRFIN20060825_154544_000000322050_00355_23455_1398.N1	25-AUG-2006 15:45:44	Straylight	32.000	148	Alp Tuc	2.8780	4100.0	64	23455	No
180	GOM_NL__2PRFIN20060825_154922_000000382050_00355_23455_1399.N1	25-AUG-2006 15:49:22	Straylight	38.000	31	Alp Gru	1.7340	15200.	76	23455	No
181	GOM_NL__2PRFIN20060825_155215_000000312050_00355_23455_1400.N1	25-AUG-2006 15:52:15	Straylight	31.000	172	Gam Gru	3.0030	13100.	62	23455	No
182	GOM_NL__2PRFIN20060825_155831_000000402050_00355_23455_1401.N1	25-AUG-2006 15:58:31	Bright	40.000	142	49Del Cap	2.8500	8900.0	80	23455	No
183	GOM_NL__2PRFIN20060825_160144_000000342050_00355_23455_1402.N1	25-AUG-2006 16:01:44	Bright	33.500	154	22Bet Aqr	2.8990	5700.0	67	23455	No
184	GOM_NL__2PRFIN20060825_161310_000000332050_00355_23455_1403.N1	25-AUG-2006 16:13:10	Bright	33.000	92	53Eps Cyg	2.5000	4500.0	66	23455	No
185	GOM_NL__2PRFIN20060825_161456_000000292050_00355_23455_1404.N1	25-AUG-2006 16:14:56	Bright	29.000	66	37Gam Cyg	2.2080	5900.0	58	23455	No
186	GOM_NL__2PRFIN20060825_161622_000000292050_00355_23455_1405.N1	25-AUG-2006 16:16:22	Bright	28.500	19	50Alp Cyg	1.2460	10500.	57	23455	No
187	GOM_NL__2PRFIN20060825_162131_000000312050_00355_23455_1406.N1	25-AUG-2006 16:21:31	Bright	31.000	89	5Alp Cep	2.4510	8000.0	62	23455	No
188	GOM_NL__2PRFIN20060825_162859_000000302050_00355_23455_1407.N1	25-AUG-2006 16:28:59	Bright	30.000	49	1Alp UMi	1.9900	6300.0	60	23455	No
189	GOM_NL__2PRFIN20060825_164542_000000322050_00355_23455_1408.N1	25-AUG-2006 16:45:42	Bright	31.500	24	66Alp Gem	1.5800	10200.	63	23455	No
190	GOM_NL__2PRFIN20060825_165231_000000322050_00355_23455_1409.N1	25-AUG-2006 16:52:31	Twilight	32.000	153	3Bet CMi	2.8940	13100.	64	23455	No
191	GOM_NL__2PRFIN20060825_170026_000000432050_00355_23455_1410.N1	25-AUG-2006 17:00:26	Dark	42.500	1	9Alp CMa	-1.4400	11000.	85	23455	No
192	GOM_NL__2PRFIN20060825_170152_000000352050_00355_23455_1411.N1	25-AUG-2006 17:01:52	Dark	35.000	179	24Omi2CMa	3.0320	24000.	70	23455	No
193	GOM_NL__2PRFIN20060825_170320_000000412050_00355_23455_1412.N1	25-AUG-2006 17:03:20	Dark	41.000	23	21Eps CMa	1.5020	26000.	82	23455	No
194	GOM_NL__2PRFIN20060825_170506_000000392050_00355_23455_1413.N1	25-AUG-2006 17:05:06	Dark	38.500	117	Pi Pup	2.7060	3800.0	77	23455	No
195	GOM_NL__2PRFIN20060825_171009_000000472050_00355_23455_1414.N1	25-AUG-2006 17:10:09	Dark	47.000	2	Alp Car	-0.73600	7000.0	94	23455	No
196	GOM_NL__2PRFIN20060825_172014_000000342050_00356_23456_1416.N1	25-AUG-2006 17:20:14	Dark	34.000	143	Alp Hyi	2.8570	7200.0	68	23456	No
197	GOM_NL__2PRFIN20060825_172125_000000372050_00356_23456_1417.N1	25-AUG-2006 17:21:25	Dark	36.500	9	Alp Eri	0.45300	24000.	73	23456	No
198	GOM_NL__2PRFIN20060825_172620_000000332050_00356_23456_1418.N1	25-AUG-2006 17:26:20	Straylight	32.500	148	Alp Tuc	2.8780	4100.0	65	23456	No
199	GOM_NL__2PRFIN20060825_172958_000000322050_00356_23456_1419.N1	25-AUG-2006 17:29:58	Straylight	32.000	31	Alp Gru	1.7340	15200.	64	23456	No
200	GOM_NL__2PRFIN20060825_173251_000000332050_00356_23456_1420.N1	25-AUG-2006 17:32:51	Straylight	33.000	172	Gam Gru	3.0030	13100.	66	23456	No
201	GOM_NL__2PRFIN20060825_173907_000000432050_00356_23456_1421.N1	25-AUG-2006 17:39:07	Bright	43.000	142	49Del Cap	2.8500	8900.0	86	23456	No
202	GOM_NL__2PRFIN20060825_174220_000000342050_00356_23456_1422.N1	25-AUG-2006 17:42:20	Bright	33.500	154	22Bet Aqr	2.8990	5700.0	67	23456	No
203	GOM_NL__2PRFIN20060825_175346_000000332050_00356_23456_1423.N1	25-AUG-2006 17:53:46	Bright	33.000	92	53Eps Cyg	2.5000	4500.0	66	23456	No
204	GOM_NL__2PRFIN20060825_175532_000000312050_00356_23456_1424.N1	25-AUG-2006 17:55:32	Bright	31.000	66	37Gam Cyg	2.2080	5900.0	62	23456	No
205	GOM_NL__2PRFIN20060825_175658_000000332050_00356_23456_1425.N1	25-AUG-2006 17:56:58	Bright	32.500	19	50Alp Cyg	1.2460	10500.	65	23456	No
206	GOM_NL__2PRFIN20060825_180207_000000312050_00356_23456_1426.N1	25-AUG-2006 18:02:07	Bright	31.000	89	5Alp Cep	2.4510	8000.0	62	23456	No
207	GOM_NL__2PRFIN20060825_180935_000000302050_00356_23456_1427.N1	25-AUG-2006 18:09:35	Bright	30.000	49	1Alp UMi	1.9900	6300.0	60	23456	No
208	GOM_NL__2PRFIN20060825_182618_000000312050_00356_23456_1428.N1	25-AUG-2006 18:26:18	Bright	30.500	24	66Alp Gem	1.5800	10200.	61	23456	No
209	GOM_NL__2PRFIN20060825_183308_000000342050_00356_23456_1429.N1	25-AUG-2006 18:33:08	Twilight	34.000	153	3Bet CMi	2.8940	13100.	68	23456	No
210	GOM_NL__2PRFIN20060825_184103_000000472050_00356_23456_1430.N1	25-AUG-2006 18:41:03	Dark	47.000	1	9Alp CMa	-1.4400	11000.	94	23456	No
211	GOM_NL__2PRFIN20060825_184229_000000352050_00356_23456_1431.N1	25-AUG-2006 18:42:29	Dark	35.000	179	24Omi2CMa	3.0320	24000.	70	23456	No
212	GOM_NL__2PRFIN20060825_184357_000000372050_00356_23456_1432.N1	25-AUG-2006 18:43:57	Dark	36.500	23	21Eps CMa	1.5020	26000.	73	23456	No
213	GOM_NL__2PRFIN20060825_184542_000000392050_00356_23456_1433.N1	25-AUG-2006 18:45:42	Dark	38.500	117	Pi Pup	2.7060	3800.0	77	23456	No
214	GOM_NL__2PRFIN20060825_185045_000000402050_00356_23456_1434.N1	25-AUG-2006 18:50:45	Dark	39.500	2	Alp Car	-0.73600	7000.0	79	23456	No
215	GOM_NL__2PRFIN20060825_190051_000000342050_00357_23457_1416.N1	25-AUG-2006 19:00:51	Dark	33.500	143	Alp Hyi	2.8570	7200.0	67	23457	No
216	GOM_NL__2PRFIN20060825_190202_000000482050_00357_23457_1417.N1	25-AUG-2006 19:02:02	Dark	47.500	9	Alp Eri	0.45300	24000.	95	23457	No
217	GOM_NL__2PRFIN20060825_190657_000000322050_00357_23457_1418.N1	25-AUG-2006 19:06:57	Straylight	31.500	148	Alp Tuc	2.8780	4100.0	63	23457	No
218	GOM_NL__2PRFIN20060825_191034_000000342050_00357_23457_1419.N1	25-AUG-2006 19:10:34	Straylight	34.000	31	Alp Gru	1.7340	15200.	68	23457	No
219	GOM_NL__2PRFIN20060825_191327_000000332050_00357_23457_1420.N1	25-AUG-2006 19:13:27	Straylight	32.500	172	Gam Gru	3.0030	13100.	65	23457	No

220	GOM_NL__2PRFIN20060825_191943_000000382050_00357_23457_1421.N1	25-AUG-2006 19:19:43	Bright	37.500	142	49Del Cap	2.8500	8900.0	75	23457	No
221	GOM_NL__2PRFIN20060825_192256_000000332050_00357_23457_1422.N1	25-AUG-2006 19:22:56	Bright	33.000	154	22Bet Aqr	2.8990	5700.0	66	23457	No
222	GOM_NL__2PRFIN20060825_193422_000000312050_00357_23457_1423.N1	25-AUG-2006 19:34:22	Bright	31.000	92	53Eps Cyg	2.5000	4500.0	62	23457	No
223	GOM_NL__2PRFIN20060825_193608_000000292050_00357_23457_1424.N1	25-AUG-2006 19:36:08	Bright	29.000	66	37Gam Cyg	2.2080	5900.0	58	23457	No
224	GOM_NL__2PRFIN20060825_193734_000000322050_00357_23457_1425.N1	25-AUG-2006 19:37:34	Bright	32.000	19	50Alp Cyg	1.2460	10500.	64	23457	No
225	GOM_NL__2PRFIN20060825_194243_000000312050_00357_23457_1426.N1	25-AUG-2006 19:42:43	Bright	31.000	89	5Alp Cep	2.4510	8000.0	62	23457	No
226	GOM_NL__2PRFIN20060825_195011_000000302050_00357_23457_1427.N1	25-AUG-2006 19:50:11	Bright	29.500	49	1Alp UMi	1.9900	6300.0	59	23457	No
227	GOM_NL__2PRFIN20060825_200654_000000302050_00357_23457_1428.N1	25-AUG-2006 20:06:54	Bright	29.500	24	66Alp Gem	1.5800	10200.	59	23457	No
228	GOM_NL__2PRFIN20060825_201344_000000342050_00357_23457_1429.N1	25-AUG-2006 20:13:44	Twilight	33.500	153	3Bet CMi	2.8940	13100.	67	23457	No
229	GOM_NL__2PRFIN20060825_202139_000000422050_00357_23457_1430.N1	25-AUG-2006 20:21:39	Dark	41.500	1	9Alp CMa	-1.4400	11000.	83	23457	No
230	GOM_NL__2PRFIN20060825_202305_000000342050_00357_23457_1431.N1	25-AUG-2006 20:23:05	Dark	34.000	179	24Omi2CMa	3.0320	24000.	68	23457	No
231	GOM_NL__2PRFIN20060825_202433_000000372050_00357_23457_1432.N1	25-AUG-2006 20:24:33	Dark	36.500	23	21Eps CMa	1.5020	26000.	73	23457	No
232	GOM_NL__2PRFIN20060825_202618_000000362050_00357_23457_1433.N1	25-AUG-2006 20:26:18	Dark	35.500	117	Pi Pup	2.7060	3800.0	71	23457	No
233	GOM_NL__2PRFIN20060825_203122_000000412050_00357_23457_1434.N1	25-AUG-2006 20:31:22	Dark	41.000	2	Alp Car	-0.73600	7000.0	82	23457	No
234	GOM_NL__2PRFIN20060825_204127_000000352050_00358_23458_1416.N1	25-AUG-2006 20:41:27	Dark	34.500	143	Alp Hyi	2.8570	7200.0	69	23458	No
235	GOM_NL__2PRFIN20060825_204239_000000392050_00358_23458_1417.N1	25-AUG-2006 20:42:39	Dark	38.500	9	Alp Eri	0.45300	24000.	77	23458	No
236	GOM_NL__2PRFIN20060825_204733_000000372050_00358_23458_1418.N1	25-AUG-2006 20:47:33	Straylight	37.000	148	Alp Tuc	2.8780	4100.0	74	23458	No
237	GOM_NL__2PRFIN20060825_205111_000000322050_00358_23458_1419.N1	25-AUG-2006 20:51:11	Straylight	32.000	31	Alp Gru	1.7340	15200.	64	23458	No
238	GOM_NL__2PRFIN20060825_205404_000000352050_00358_23458_1420.N1	25-AUG-2006 20:54:04	Straylight	34.500	172	Gam Gru	3.0030	13100.	69	23458	No
239	GOM_NL__2PRFIN20060825_210019_000000372050_00358_23458_1421.N1	25-AUG-2006 21:00:19	Bright	36.500	142	49Del Cap	2.8500	8900.0	73	23458	No
240	GOM_NL__2PRFIN20060825_210332_000000342050_00358_23458_1422.N1	25-AUG-2006 21:03:32	Bright	33.500	154	22Bet Aqr	2.8990	5700.0	67	23458	No
241	GOM_NL__2PRFIN20060825_211458_000000312050_00358_23458_1423.N1	25-AUG-2006 21:14:58	Bright	30.500	92	53Eps Cyg	2.5000	4500.0	61	23458	No
242	GOM_NL__2PRFIN20060825_211644_000000302050_00358_23458_1424.N1	25-AUG-2006 21:16:44	Bright	29.500	66	37Gam Cyg	2.2080	5900.0	59	23458	No
243	GOM_NL__2PRFIN20060825_211809_000000302050_00358_23458_1425.N1	25-AUG-2006 21:18:09	Bright	30.000	19	50Alp Cyg	1.2460	10500.	60	23458	No
244	GOM_NL__2PRFIN20060825_212318_000000312050_00358_23458_1426.N1	25-AUG-2006 21:23:18	Bright	30.500	89	5Alp Cep	2.4510	8000.0	61	23458	No
245	GOM_NL__2PRFIN20060825_213047_000000312050_00358_23458_1427.N1	25-AUG-2006 21:30:47	Bright	30.500	49	1Alp UMi	1.9900	6300.0	61	23458	No
246	GOM_NL__2PRFIN20060825_214730_000000472050_00358_23458_1428.N1	25-AUG-2006 21:47:30	Bright	47.000	24	66Alp Gem	1.5800	10200.	94	23458	No
247	GOM_NL__2PRFIN20060825_215420_000000332050_00358_23458_1429.N1	25-AUG-2006 21:54:20	Twilight	32.500	153	3Bet CMi	2.8940	13100.	65	23458	No
248	GOM_NL__2PRFIN20060825_220216_000000402050_00358_23458_1430.N1	25-AUG-2006 22:02:16	Dark	39.500	1	9Alp CMa	-1.4400	11000.	79	23458	No
249	GOM_NL__2PRFIN20060825_220341_000000342050_00358_23458_1431.N1	25-AUG-2006 22:03:41	Dark	34.000	179	24Omi2CMa	3.0320	24000.	68	23458	No
250	GOM_NL__2PRFIN20060825_220509_000000372050_00358_23458_1432.N1	25-AUG-2006 22:05:09	Dark	37.000	23	21Eps CMa	1.5020	26000.	74	23458	No
251	GOM_NL__2PRFIN20060825_220654_000000372050_00358_23458_1433.N1	25-AUG-2006 22:06:54	Dark	37.000	117	Pi Pup	2.7060	3800.0	74	23458	No
252	GOM_NL__2PRFIN20060825_221158_000000422050_00358_23458_1434.N1	25-AUG-2006 22:11:58	Dark	41.500	2	Alp Car	-0.73600	7000.0	83	23458	No
253	GOM_NL__2PRFIN20060825_222204_000000342050_00359_23459_1416.N1	25-AUG-2006 22:22:04	Dark	34.000	143	Alp Hyi	2.8570	7200.0	68	23459	No
254	GOM_NL__2PRFIN20060825_222315_000000392050_00359_23459_1417.N1	25-AUG-2006 22:23:15	Dark	39.000	9	Alp Eri	0.45300	24000.	78	23459	No
255	GOM_NL__2PRFIN20060825_222809_000000332050_00359_23459_1418.N1	25-AUG-2006 22:28:09	Straylight	32.500	148	Alp Tuc	2.8780	4100.0	65	23459	No
256	GOM_NL__2PRFIN20060825_223147_000000342050_00359_23459_1419.N1	25-AUG-2006 22:31:47	Straylight	33.500	31	Alp Gru	1.7340	15200.	67	23459	No
257	GOM_NL__2PRFIN20060825_223439_000000332050_00359_23459_1420.N1	25-AUG-2006 22:34:39	Straylight	32.500	172	Gam Gru	3.0030	13100.	65	23459	No
258	GOM_NL__2PRFIN20060825_224055_000000422050_00359_23459_1421.N1	25-AUG-2006 22:40:55	Bright	42.000	142	49Del Cap	2.8500	8900.0	84	23459	No
259	GOM_NL__2PRFIN20060825_224408_000000332050_00359_23459_1422.N1	25-AUG-2006 22:44:08	Bright	33.000	154	22Bet Aqr	2.8990	5700.0	66	23459	No
260	GOM_NL__2PRFIN20060825_225533_000000282050_00359_23459_1423.N1	25-AUG-2006 22:55:33	Bright	28.000	92	53Eps Cyg	2.5000	4500.0	56	23459	No
261	GOM_NL__2PRFIN20060825_225719_000000312050_00359_23459_1424.N1	25-AUG-2006 22:57:19	Bright	30.500	66	37Gam Cyg	2.2080	5900.0	61	23459	No
262	GOM_NL__2PRFIN20060825_225845_000000332050_00359_23459_1425.N1	25-AUG-2006 22:58:45	Bright	32.500	19	50Alp Cyg	1.2460	10500.	65	23459	No
263	GOM_NL__2PRFIN20060825_230354_000000282050_00359_23459_1426.N1	25-AUG-2006 23:03:54	Bright	28.000	89	5Alp Cep	2.4510	8000.0	56	23459	No
264	GOM_NL__2PRFIN20060825_231123_000000272050_00359_23459_1427.N1	25-AUG-2006 23:11:23	Bright	27.000	49	1Alp UMi	1.9900	6300.0	54	23459	No
265	GOM_NL__2PRFIN20060825_232806_000000292050_00359_23459_1428.N1	25-AUG-2006 23:28:06	Bright	28.500	24	66Alp Gem	1.5800	10200.	57	23459	No
266	GOM_NL__2PRFIN20060825_233456_000000342050_00359_23459_1429.N1	25-AUG-2006 23:34:56	Twilight	33.500	153	3Bet CMi	2.8940	13100.	67	23459	No
267	GOM_NL__2PRFIN20060825_234252_000000482050_00359_23459_1430.N1	25-AUG-2006 23:42:52	Dark	47.500	1	9Alp CMa	-1.4400	11000.	95	23459	No
268	GOM_NL__2PRFIN20060825_234417_000000352050_00359_23459_1431.N1	25-AUG-2006 23:44:17	Dark	35.000	179	24Omi2CMa	3.0320	24000.	70	23459	No
269	GOM_NL__2PRFIN20060825_234545_000000392050_00359_23459_1432.N1	25-AUG-2006 23:45:45	Dark	38.500	23	21Eps CMa	1.5020	26000.	77	23459	No
270	GOM_NL__2PRFIN20060825_235234_000000472050_00359_23459_1433.N1	25-AUG-2006 23:52:34	Dark	47.000	2	Alp Car	-0.73600	7000.0	94	23459	No

3. Quality information per product


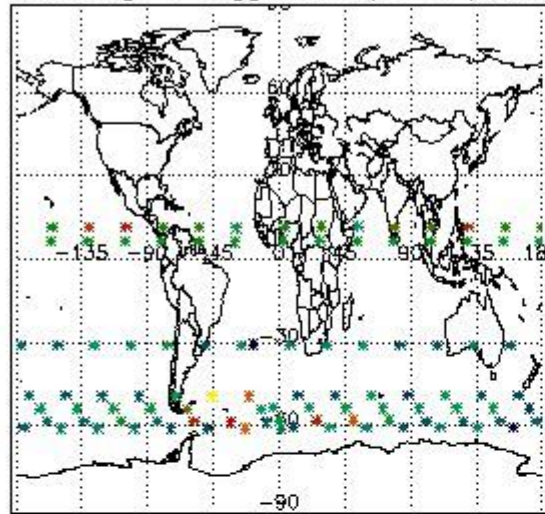
In this section it is plotted some information contained in the Quality Summary data set of the level 2 products. Only products in dark limb conditions and without errors (error flag in the MPH set to "0") are used.

3.1 Plot quality information per product (time dependant)

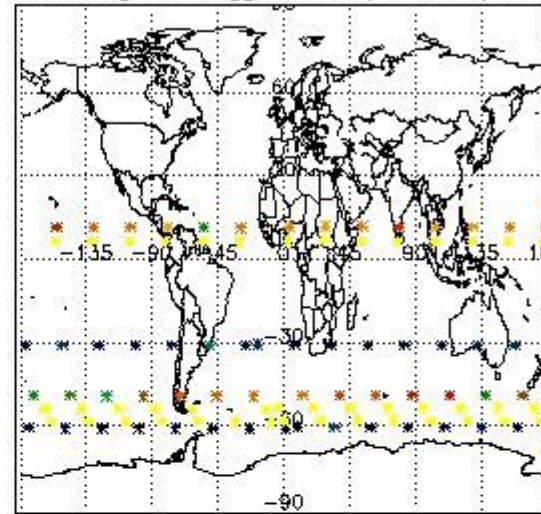


3.2 Plot quality information per product (world map)


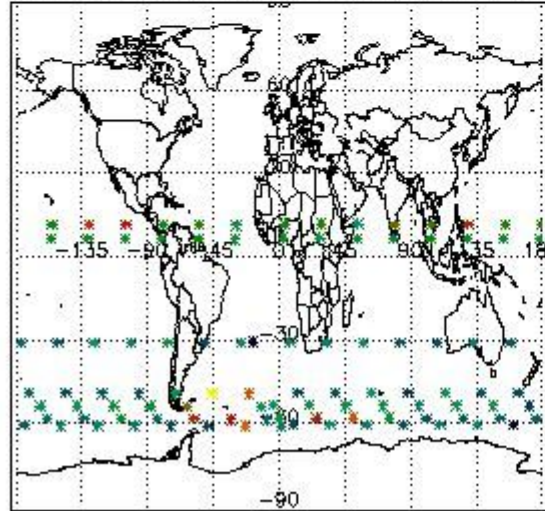
Percentage of flagged data per O3 profile



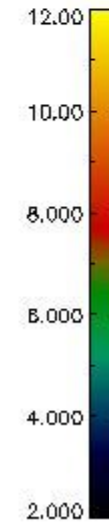
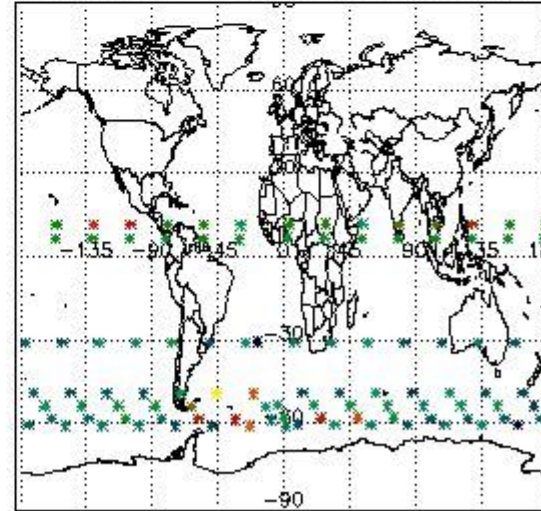
Percentage of flagged data per H2O profile



Percentage of flagged data per NO2 profile



Percentage of flagged data per NO3 profile

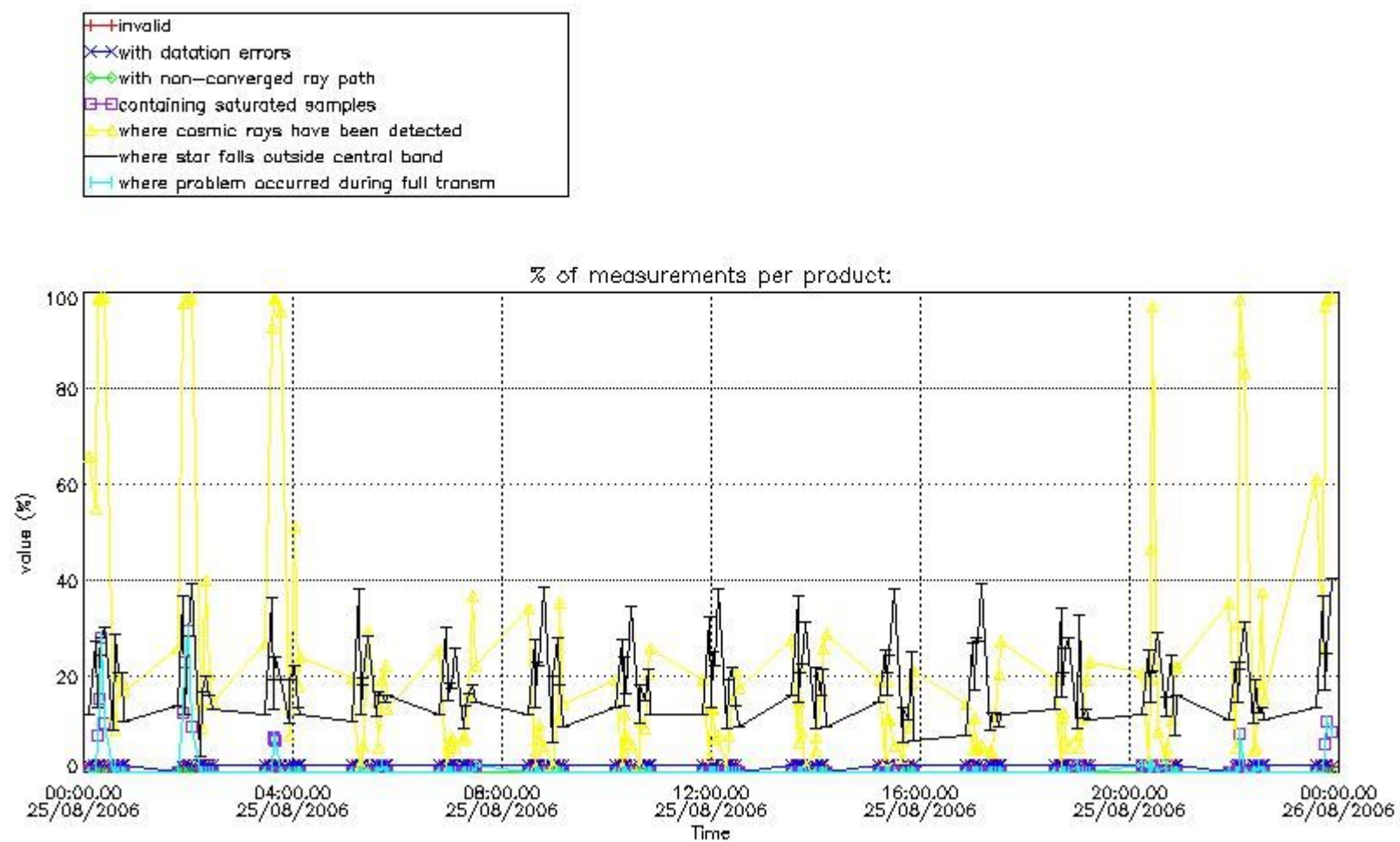


4. Level 1 quality information per product

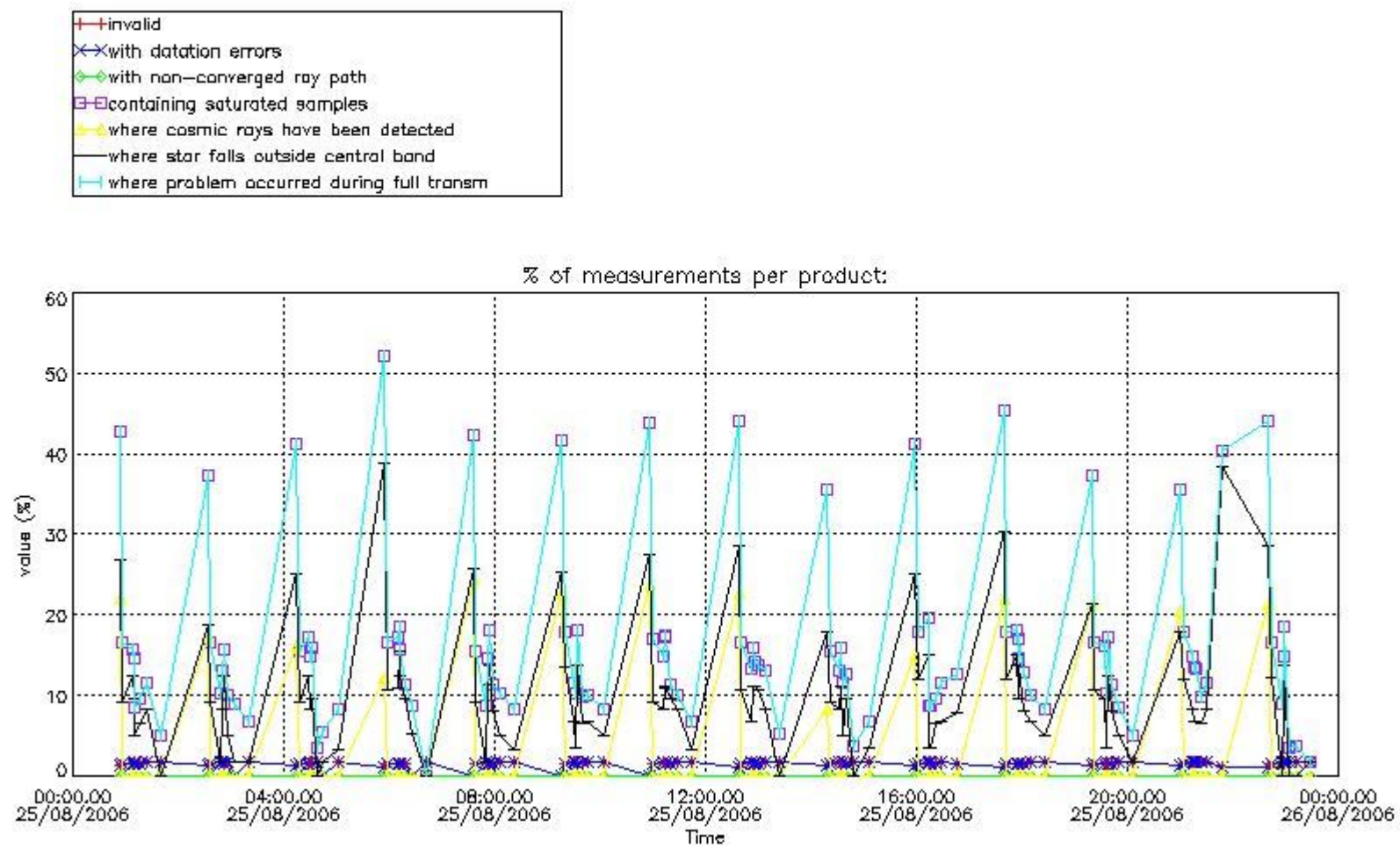
In this section it is plotted some information contained in the Quality Summary data set of the level 2 products that comes from the level 1b processing. Products without errors (error flag in the MPH set to "0") are used.

4.1 Plot quality information per product (time dependant) coming from level 1b processing

4.1.1 Plot level 1 quality information per product (time dependant): ENVISAT ASCENDING passes

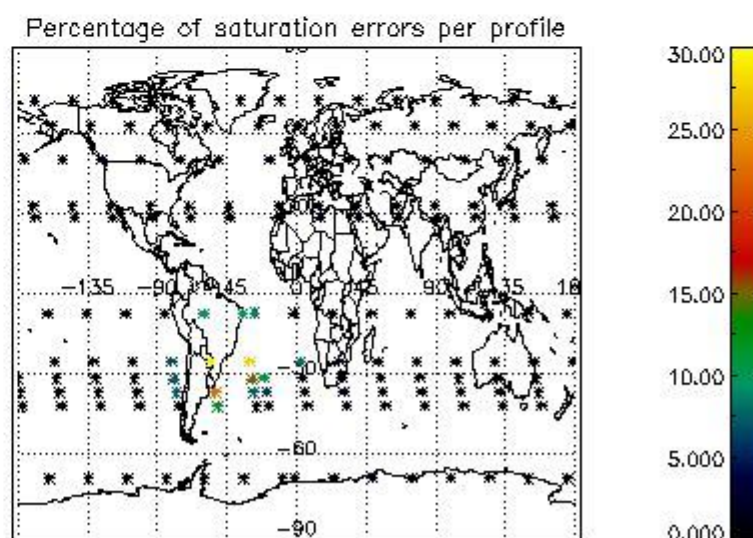
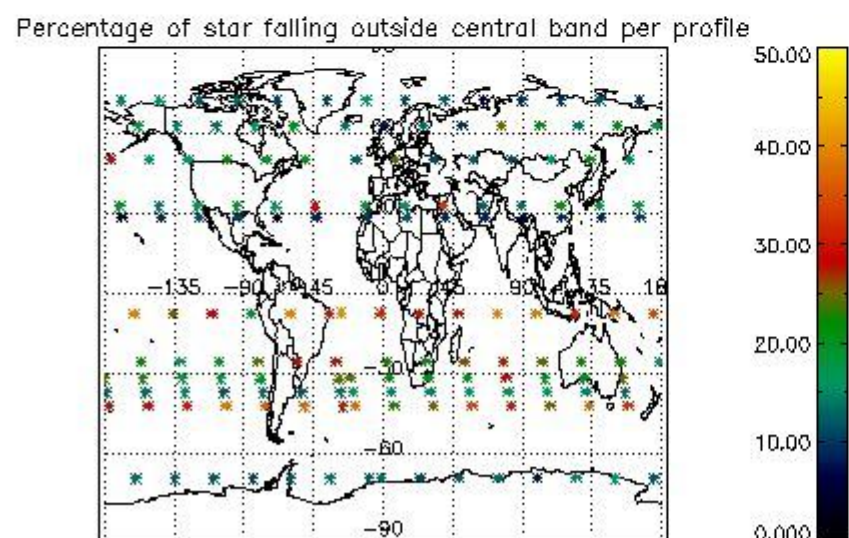
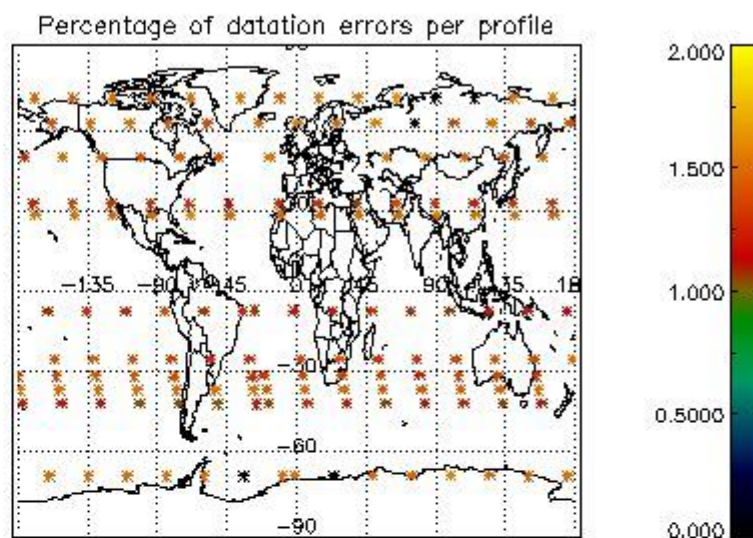
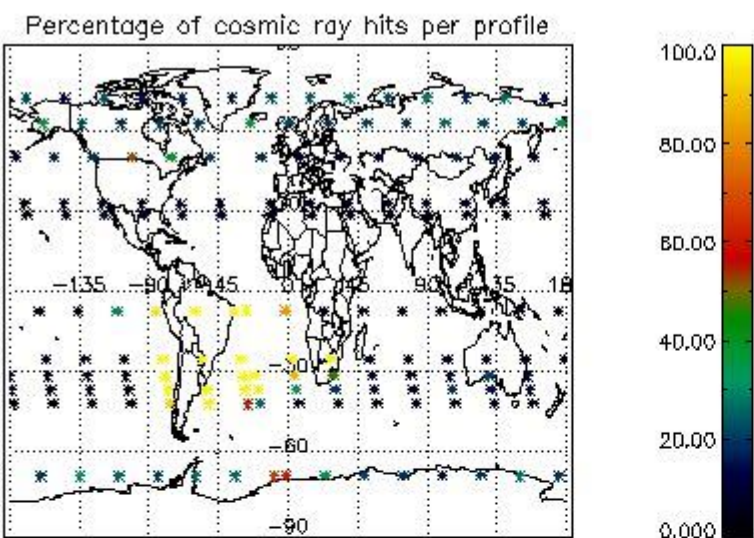


4.1.2 Plot level 1 quality information per product (time dependant): ENVI SAT DESCENDING passes

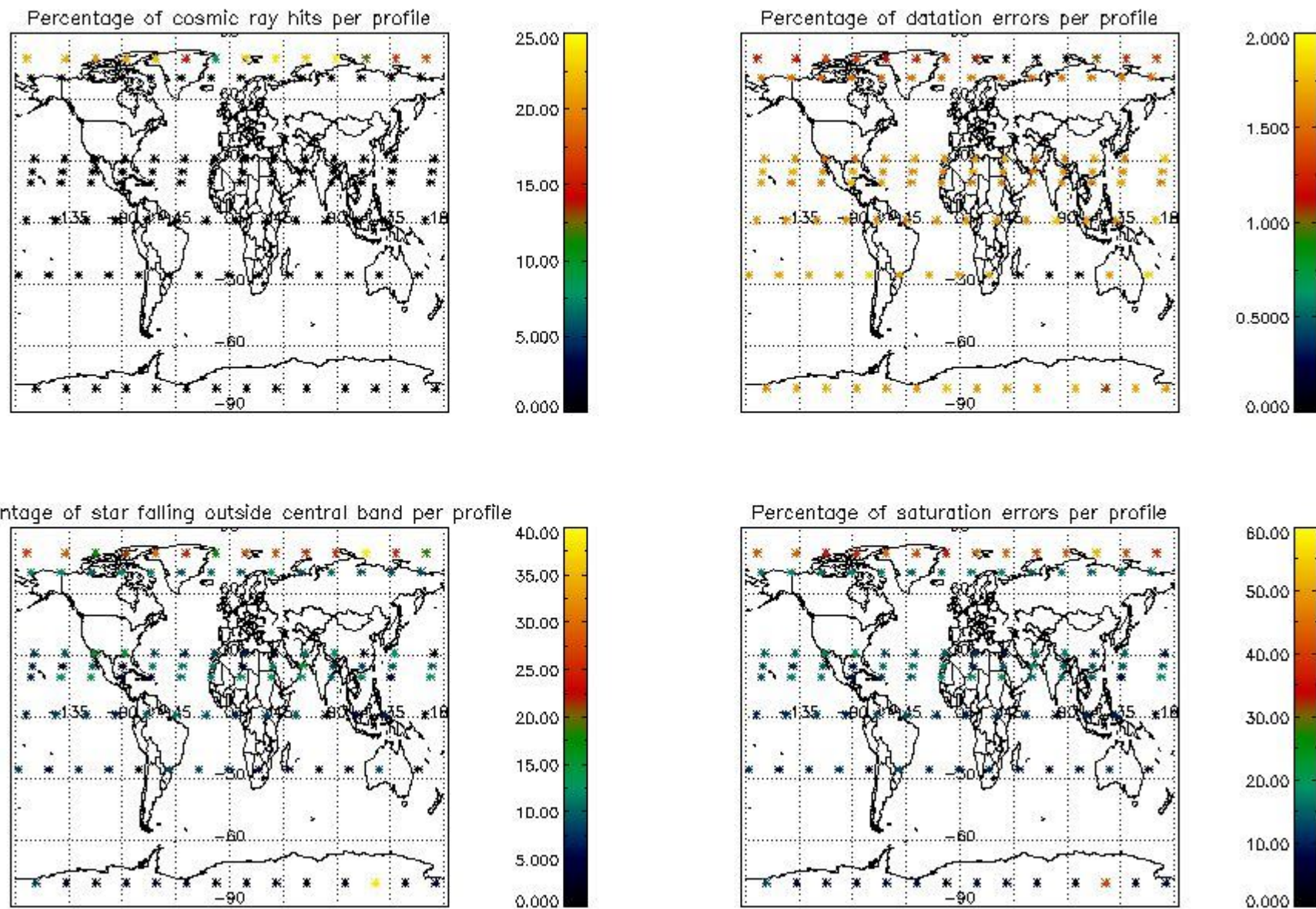


4.2 Plot quality information per product coming from level 1b processing (world map)

4.2.1 Plot level 1 quality information per product (world map): ENVISAT ASCENDING passes



4.2.2 Plot level 1 quality information per product (world map): ENVISAT DESCENDING passes



5. Trace gas profiles

5.1 Ozone statistics based on quality of products

The final quality of the products can be "measured" using the STD (Standard Deviation) attached to every point profile. This information is written to the parameter GOM_NL__2P/NL_LOCAL_SPECIES_DENSITY/o3_std of the level 2 products. The table below shows the statistics for given STD ranges.

The statistics are given with respect to the overall valid production:

- Products without fatal errors: GOM_NL__2P/MPH/PRODUCT_ERR=0
- Valid point profile: GOM_NL__2P/NL_LOCAL_SPECIES_DENSITY/pcd(0)=0

The 'Criteria' is applied to valid points of dark limb products:

- Products in dark limb illumination condition: GOM_NL__2P/NL_SUMMARY_QUALITY/obs_ill_cond=0
- Products without fatal errors: GOM_NL__2P/MPH/PRODUCT_ERR=0
- Valid point profile: GOM_NL__2P/NL_LOCAL_SPECIES_DENSITY/pcd(0)=0

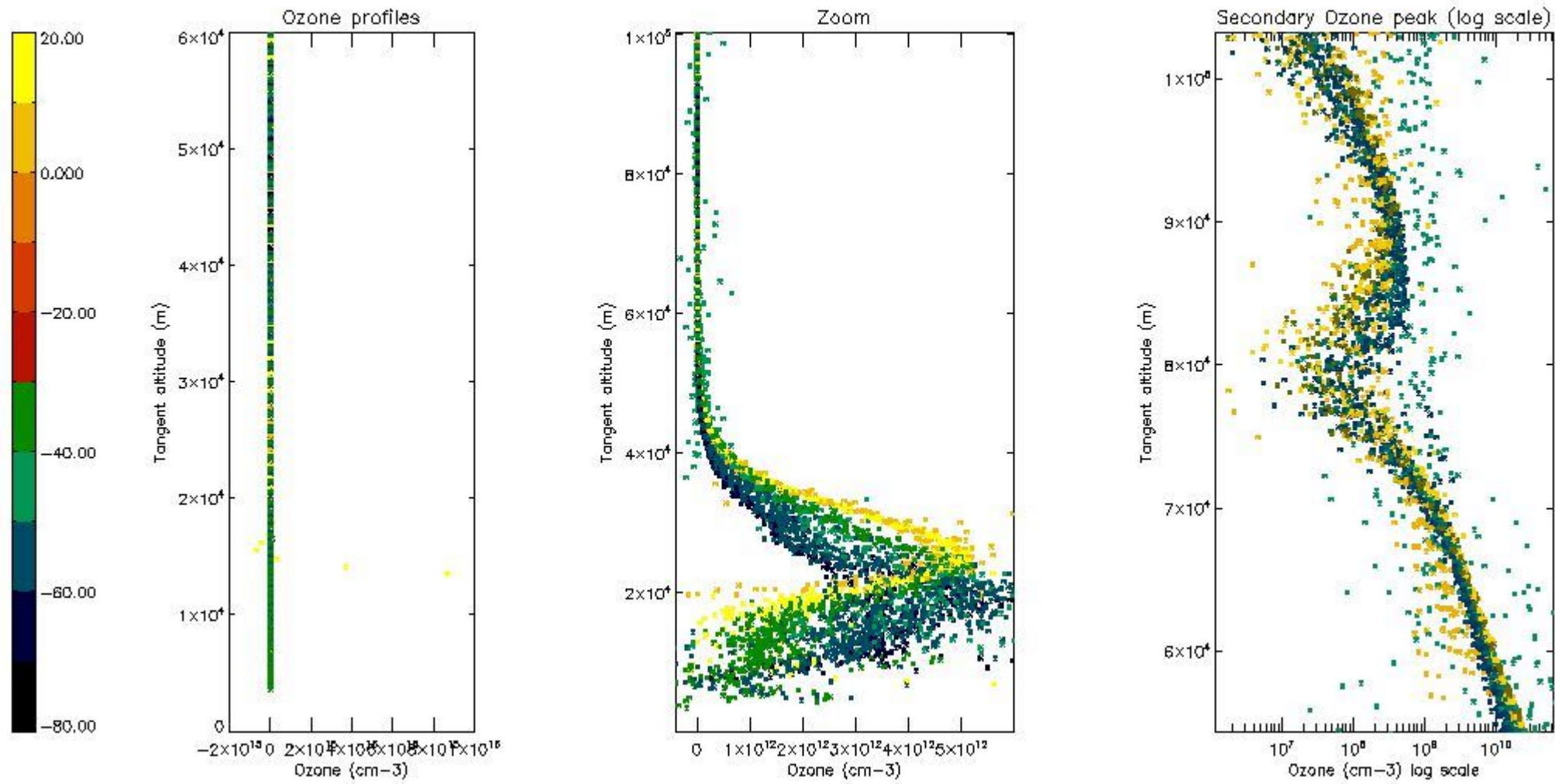
So, the table below shows the percentage of dark limb and valid observations for each criteria with respect to the overall valid daily observations.

Criteria	% of total production
All STD	42
STD < 20	28

STD < 10	23
STD < 5	17

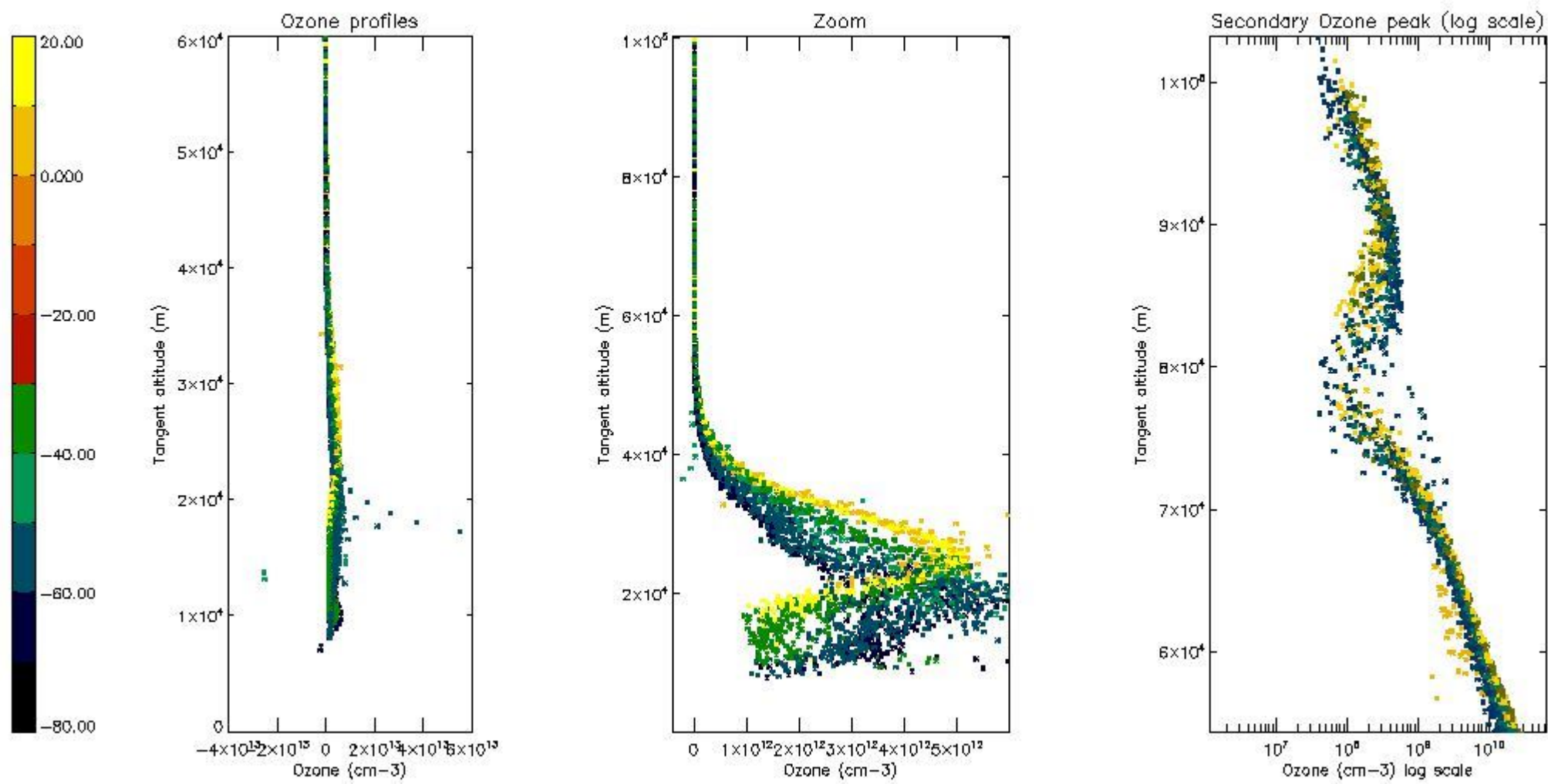
5.2 Plot ozone profiles for all STD (dark without errors)

The colorbar represents the latitude.



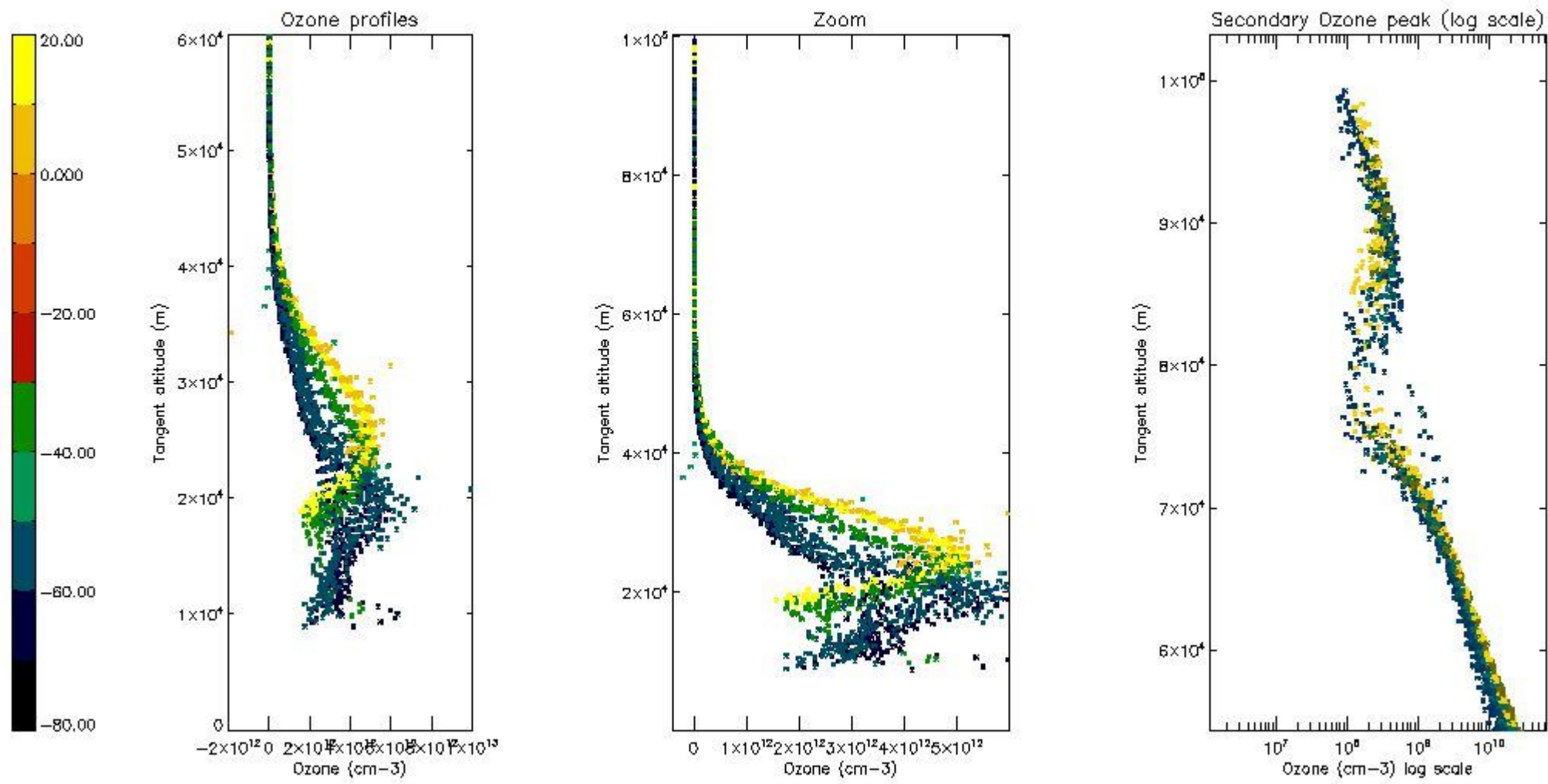
5.3 Plot ozone profiles where STD < 20% (dark without errors)

The colorbar represents the latitude.



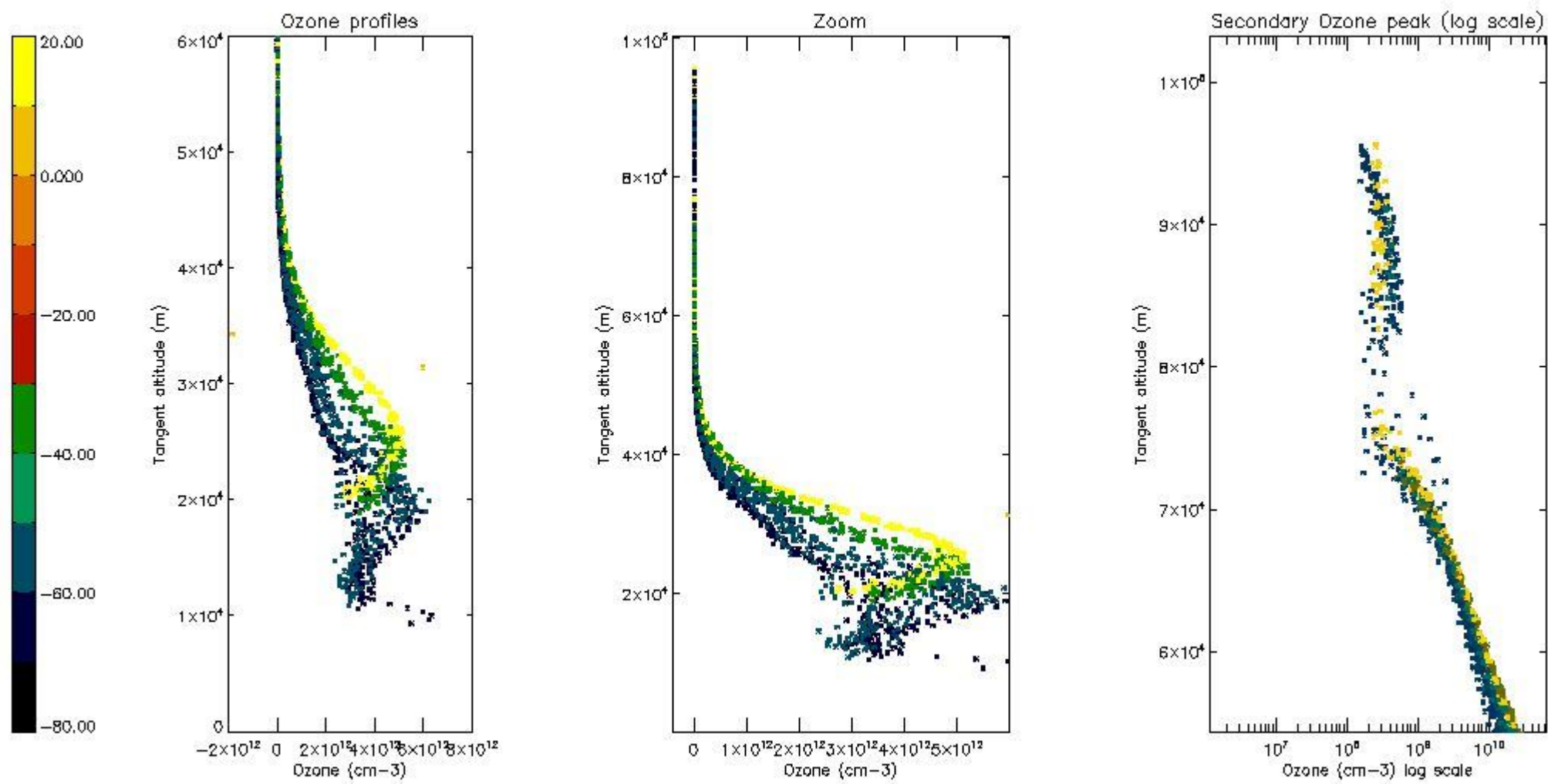
5.4 Plot ozone profiles where STD < 10% (dark without errors)

The colorbar represents the latitude.



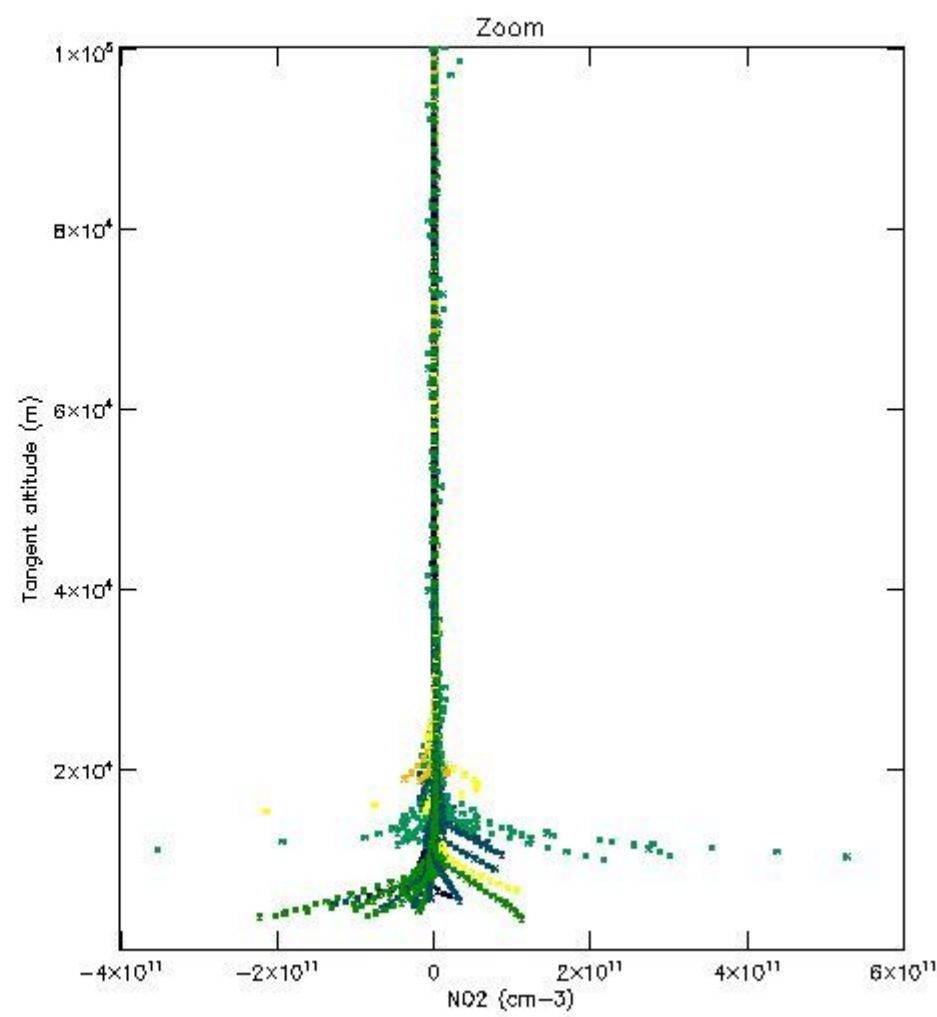
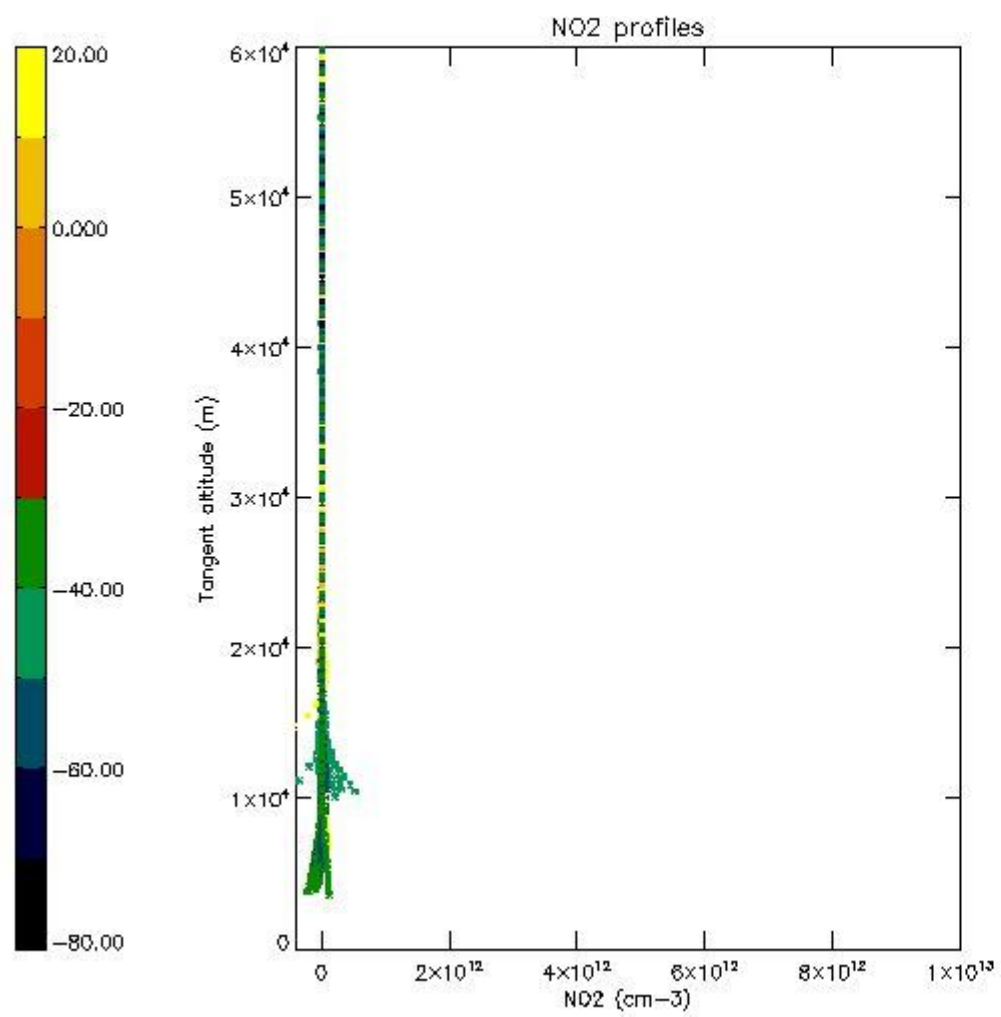
5.5 Plot ozone profiles where STD < 5% (dark without errors)

The colorbar represents the latitude.



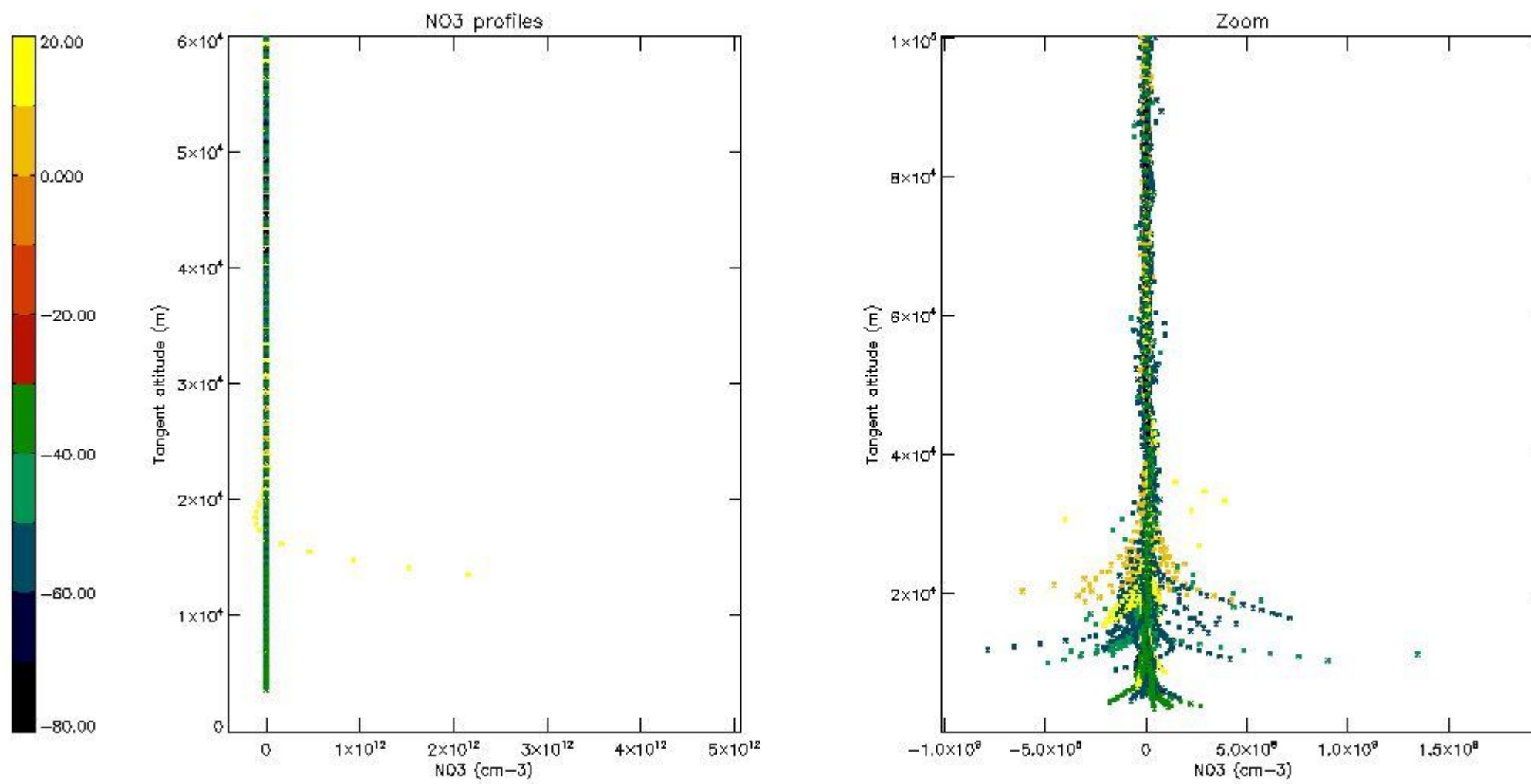
5.6 Plot NO₂ profiles for all STD (dark without errors)

The colorbar represents the latitude.



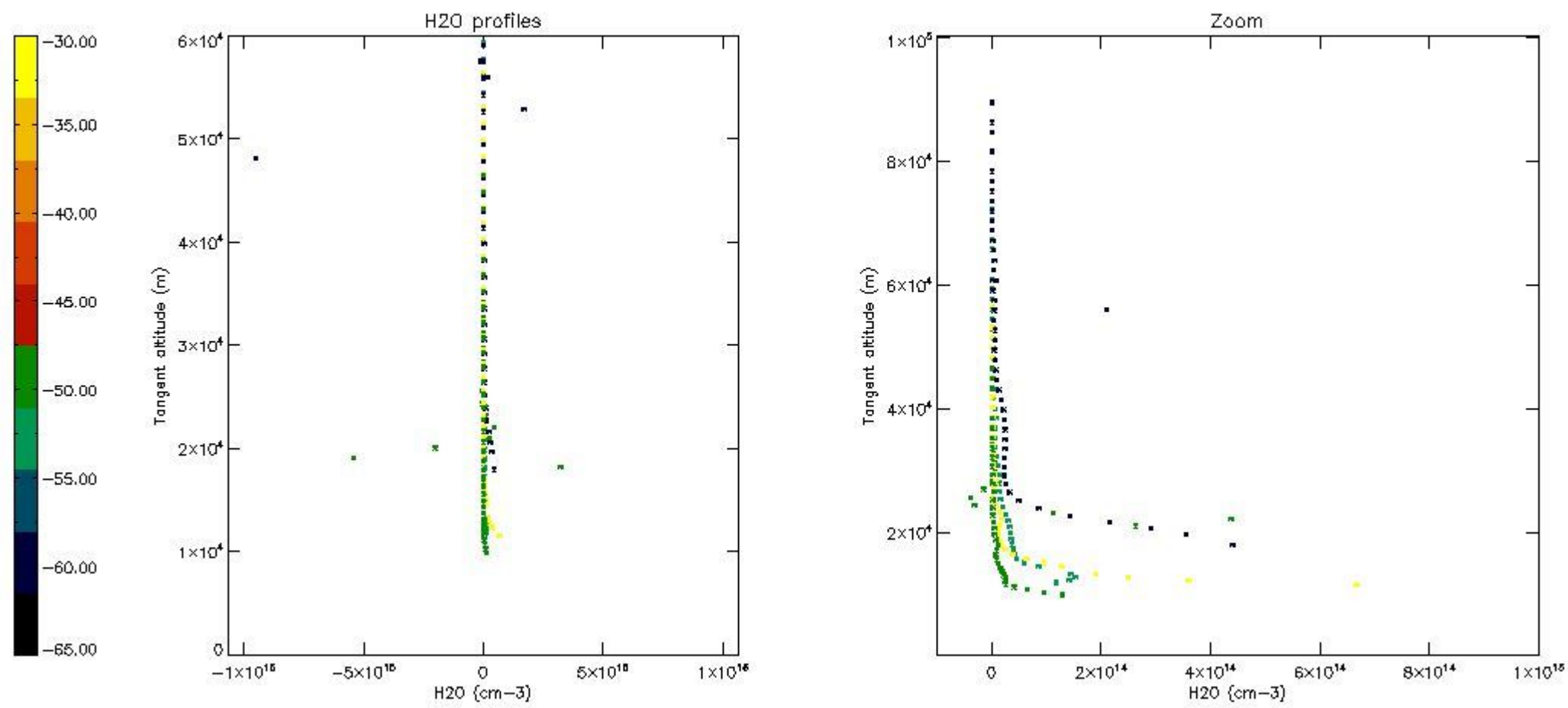
5.7 Plot NO3 profiles for all STD (dark without errors)

The colorbar represents the latitude.



5.8 Plot H2O profiles for all STD (only for occultations of stars 1,2,3,4,13,14,16,26,63 dark without errors)

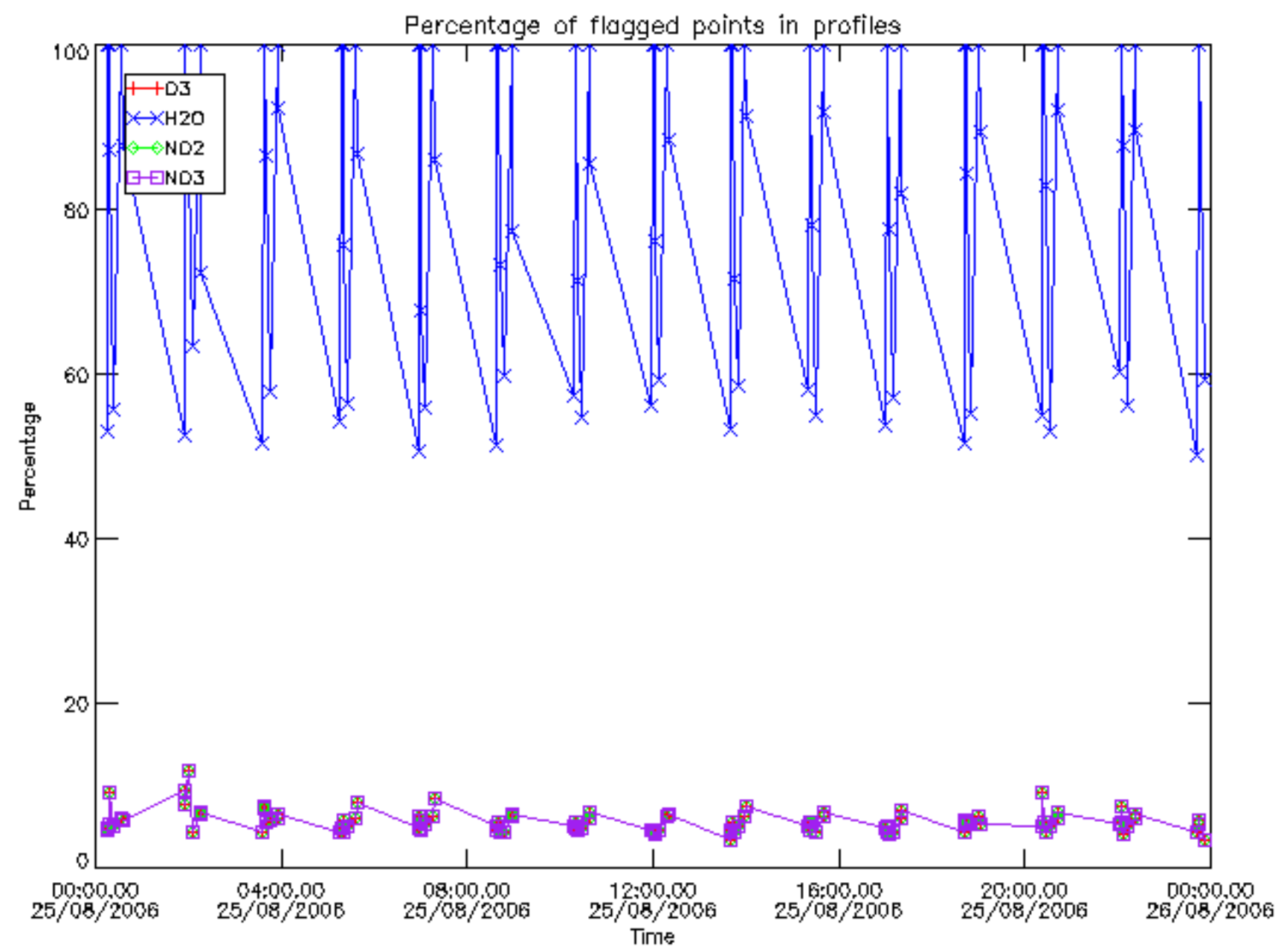
The colorbar represents the latitude.



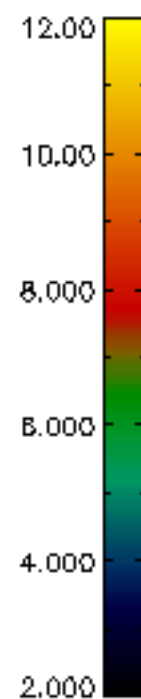
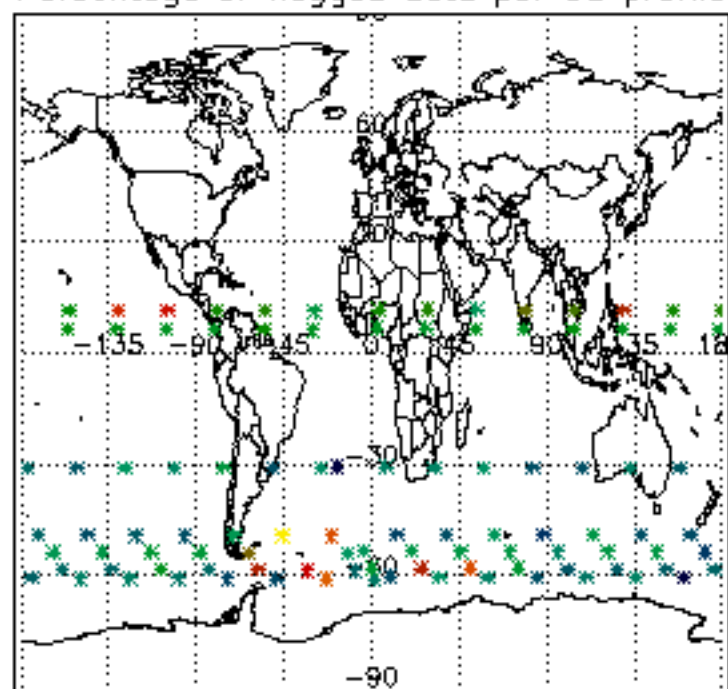
6. Auxiliary Data Files used for the production reported in section 2

The number reported in the third column indicates since which file (see list in section 2) the corresponding auxiliary file has been used. The fourth column is the date of those product files.

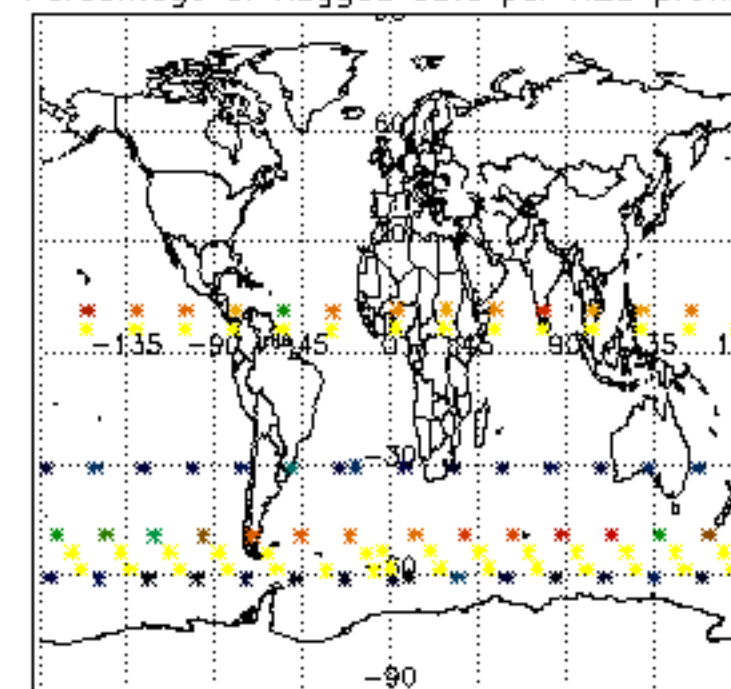
Type	Auxiliary Filename	Used since product	Used since product date
INST_PHYS_CHARACTERISTICS	GOM_INS_AXVIEC20091111_143220_20030716_120000_20500101_000000	1	25-AUG-2006 00:06:29
LEVEL-2_PROC_CONFIG	GOM_PR2_AXVIEC20091111_152718_20020301_000000_20500101_000000	1	25-AUG-2006 00:06:29
CROSS_SECTIONS_FILE	GOM_CRS_AXVIEC20091111_154832_20020301_000000_20500101_000000	1	25-AUG-2006 00:06:29



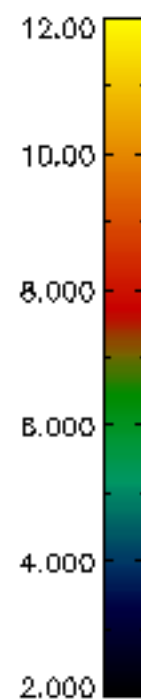
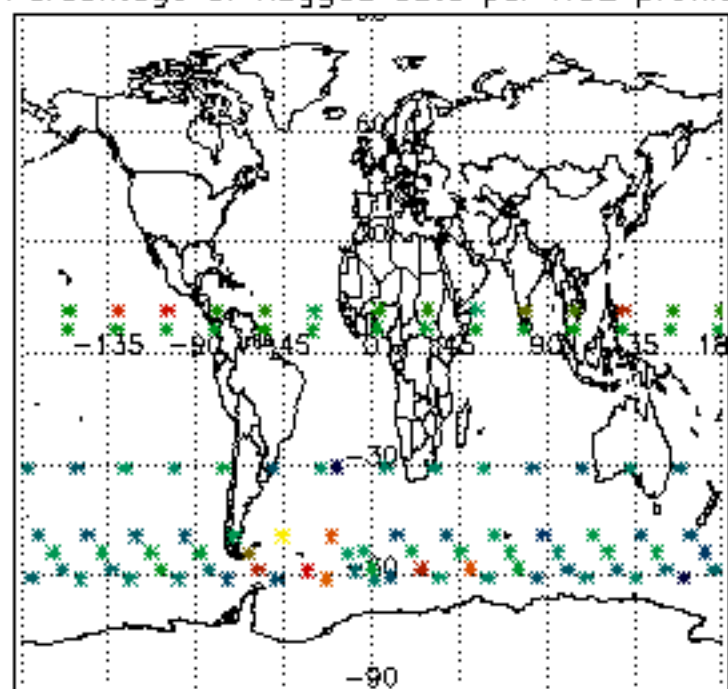
Percentage of flagged data per D3 profile



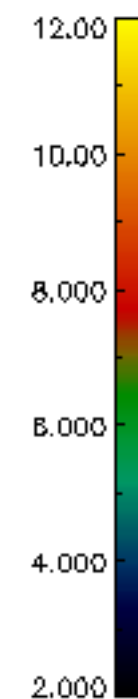
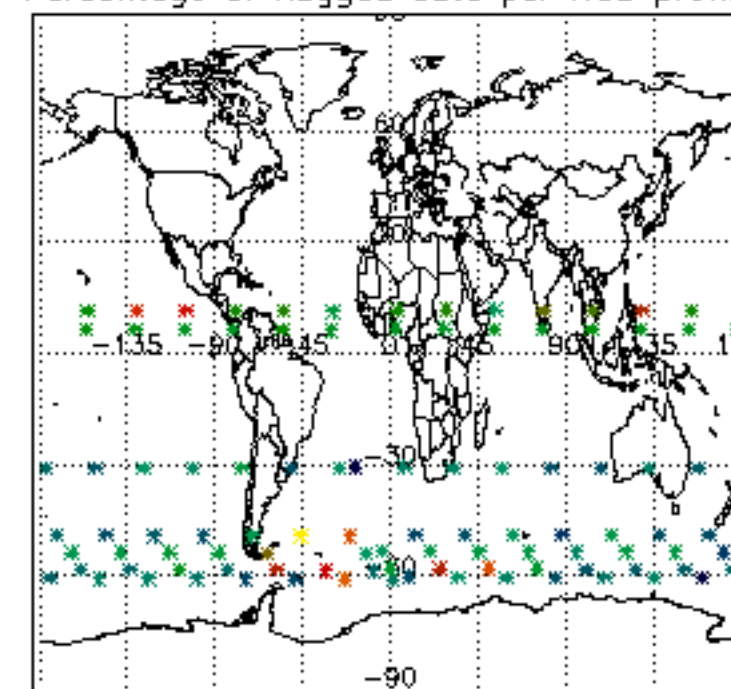
Percentage of flagged data per H2O profile

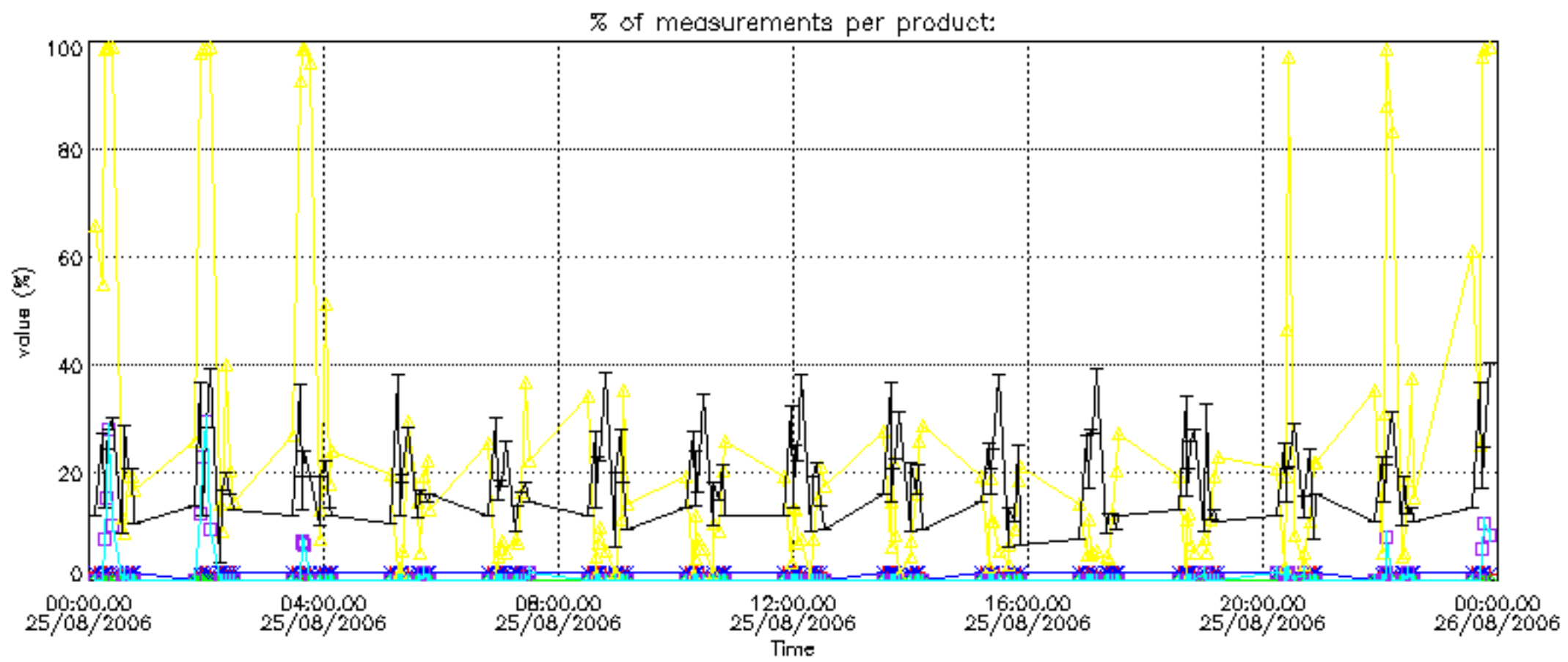


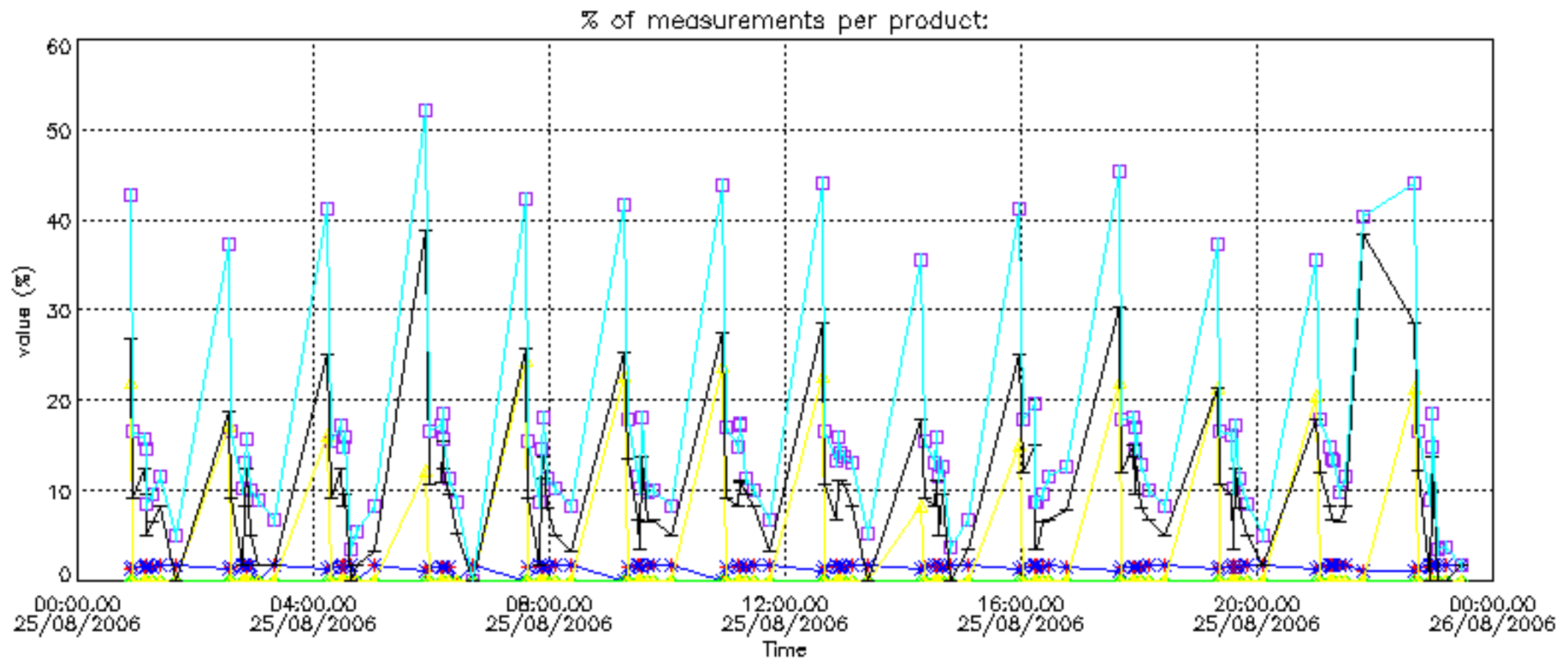
Percentage of flagged data per NO2 profile



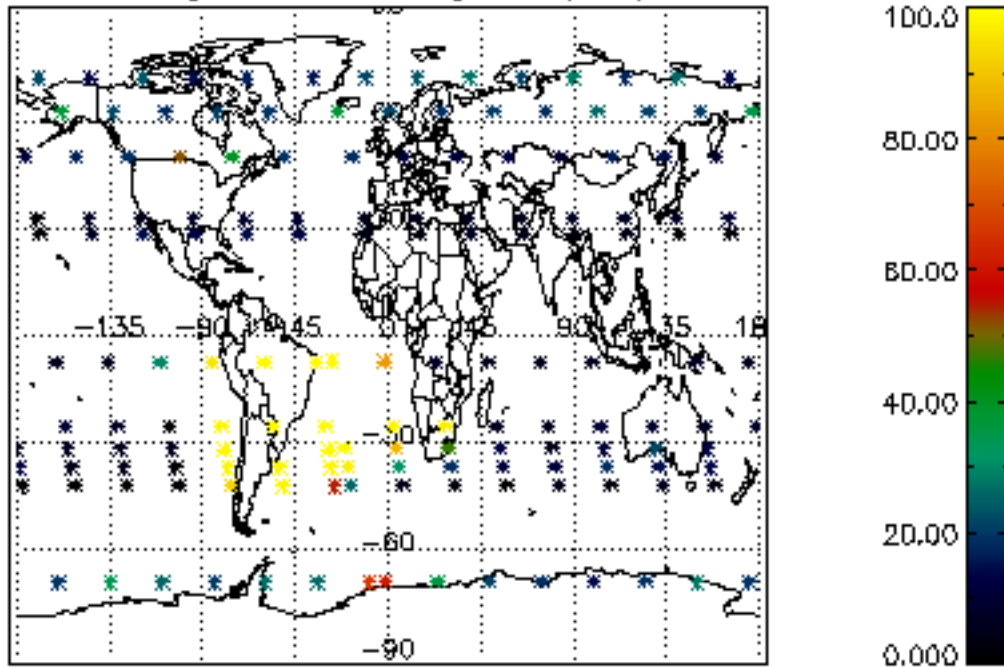
Percentage of flagged data per NO3 profile



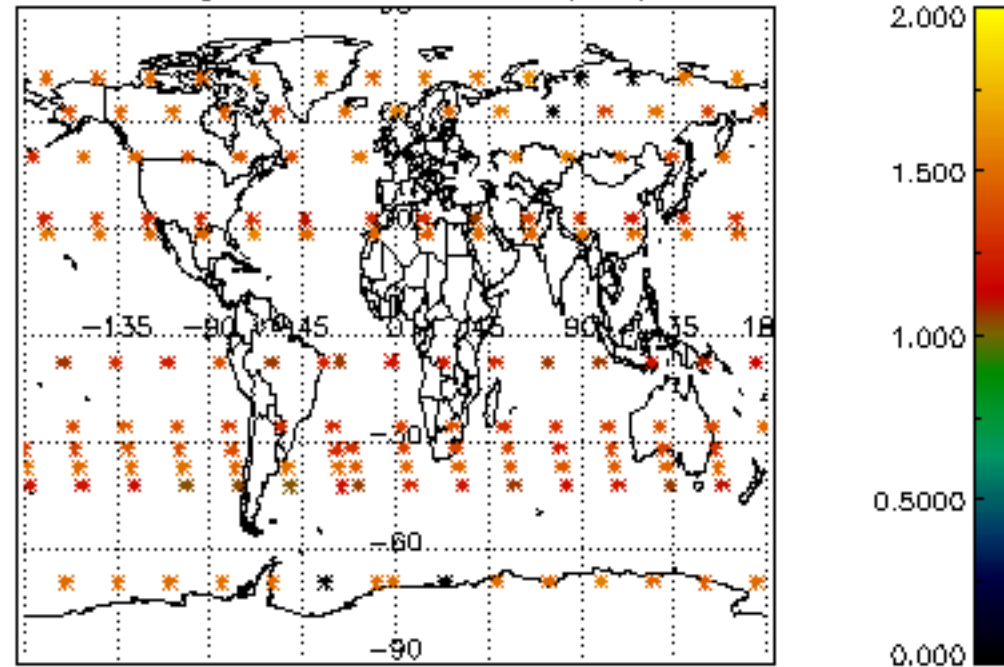




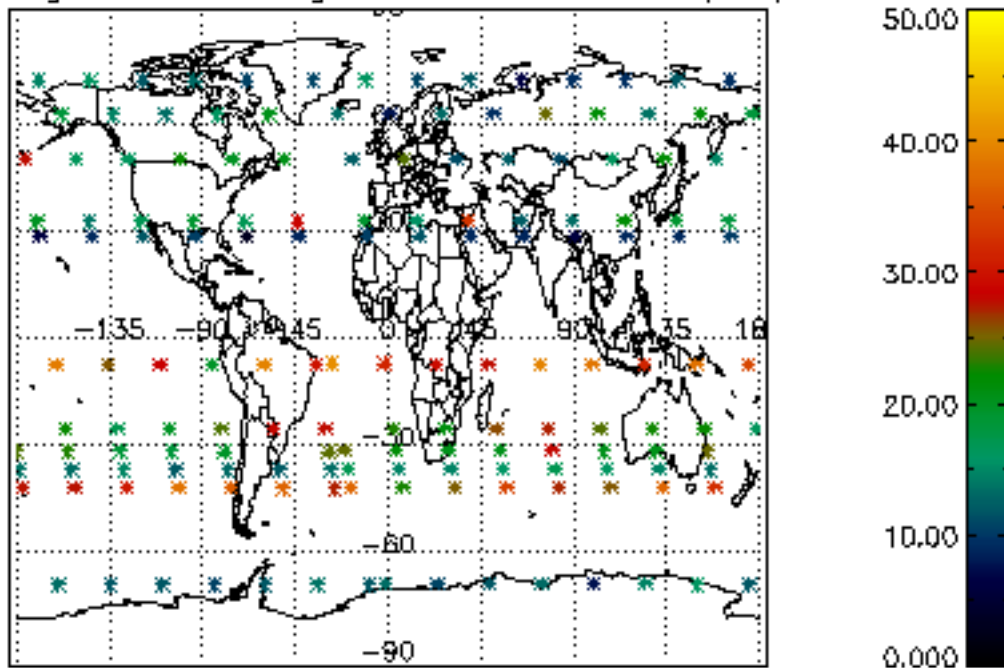
Percentage of cosmic ray hits per profile



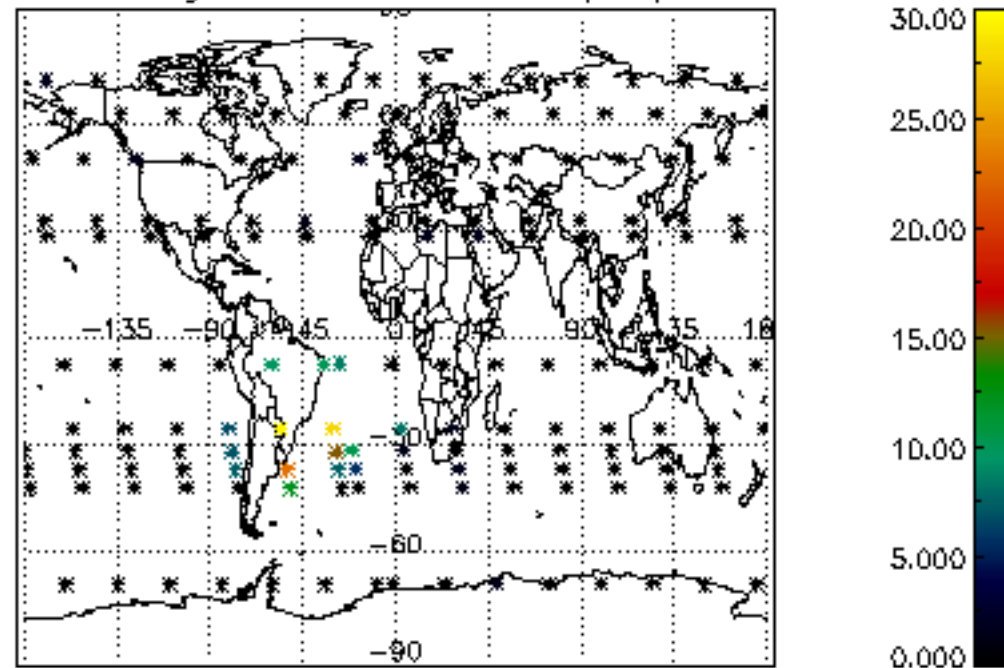
Percentage of datation errors per profile



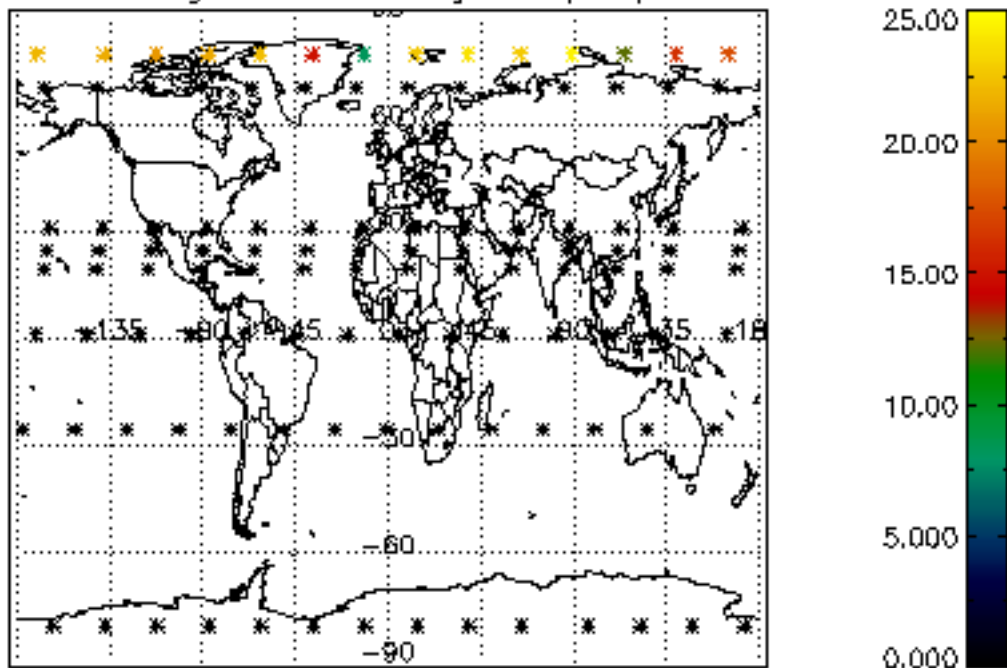
Percentage of star falling outside central band per profile



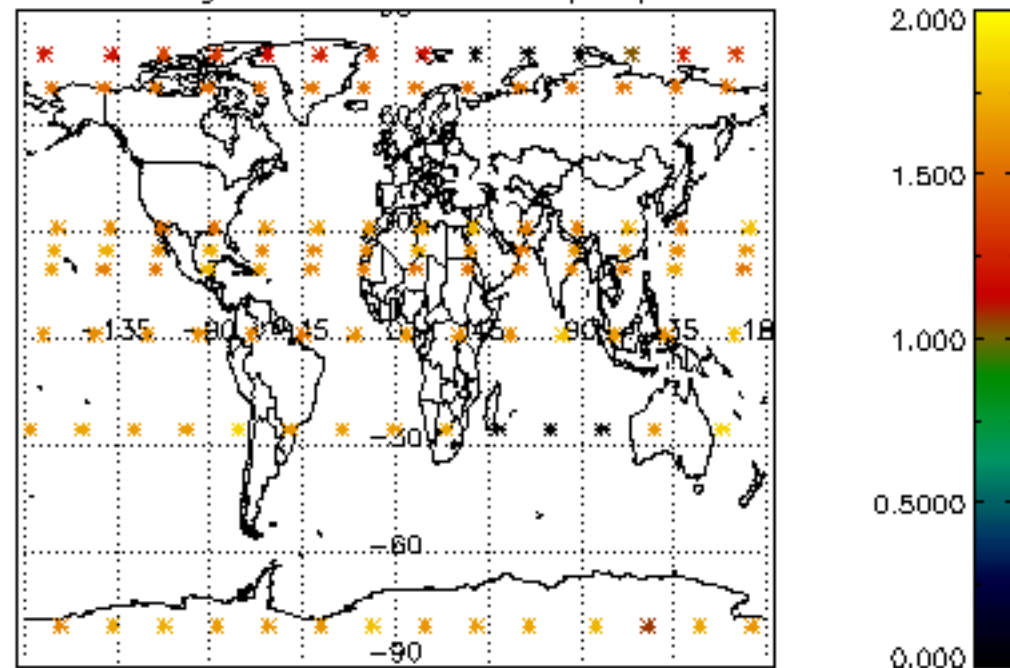
Percentage of saturation errors per profile



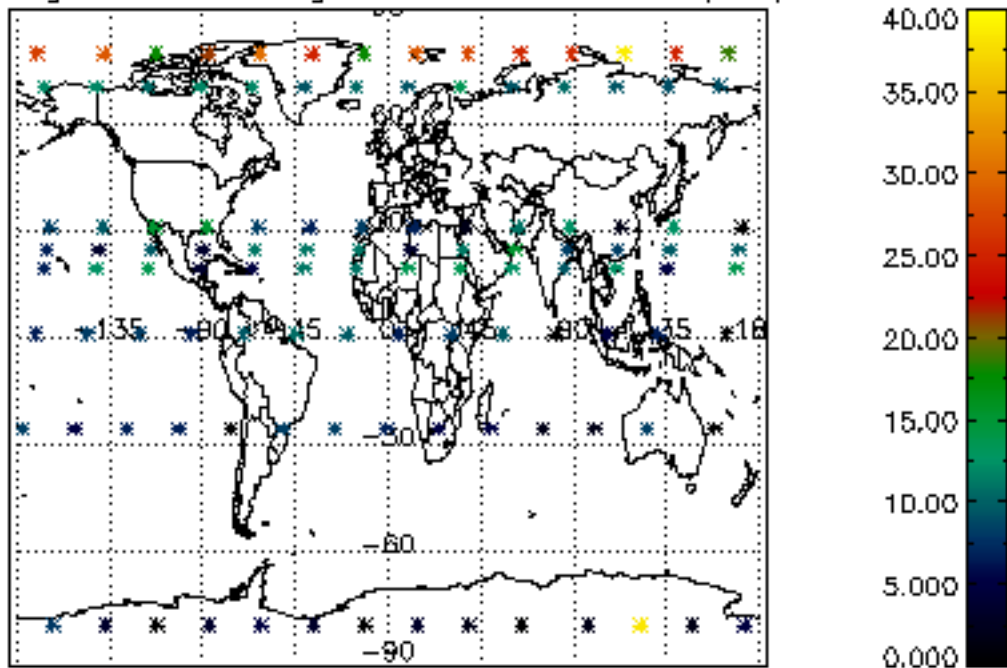
Percentage of cosmic ray hits per profile



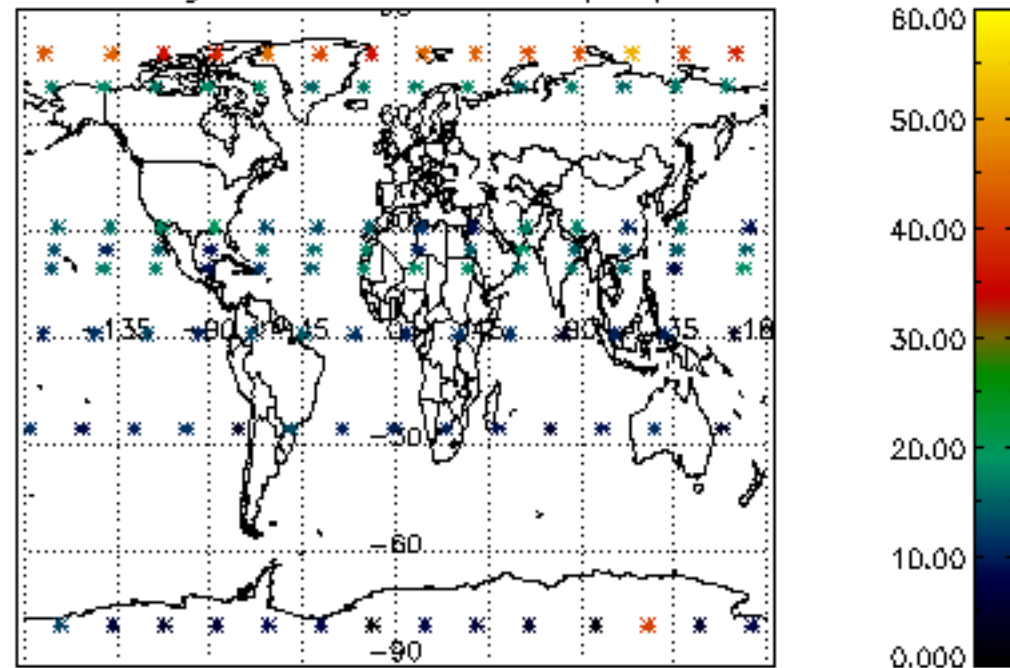
Percentage of datation errors per profile

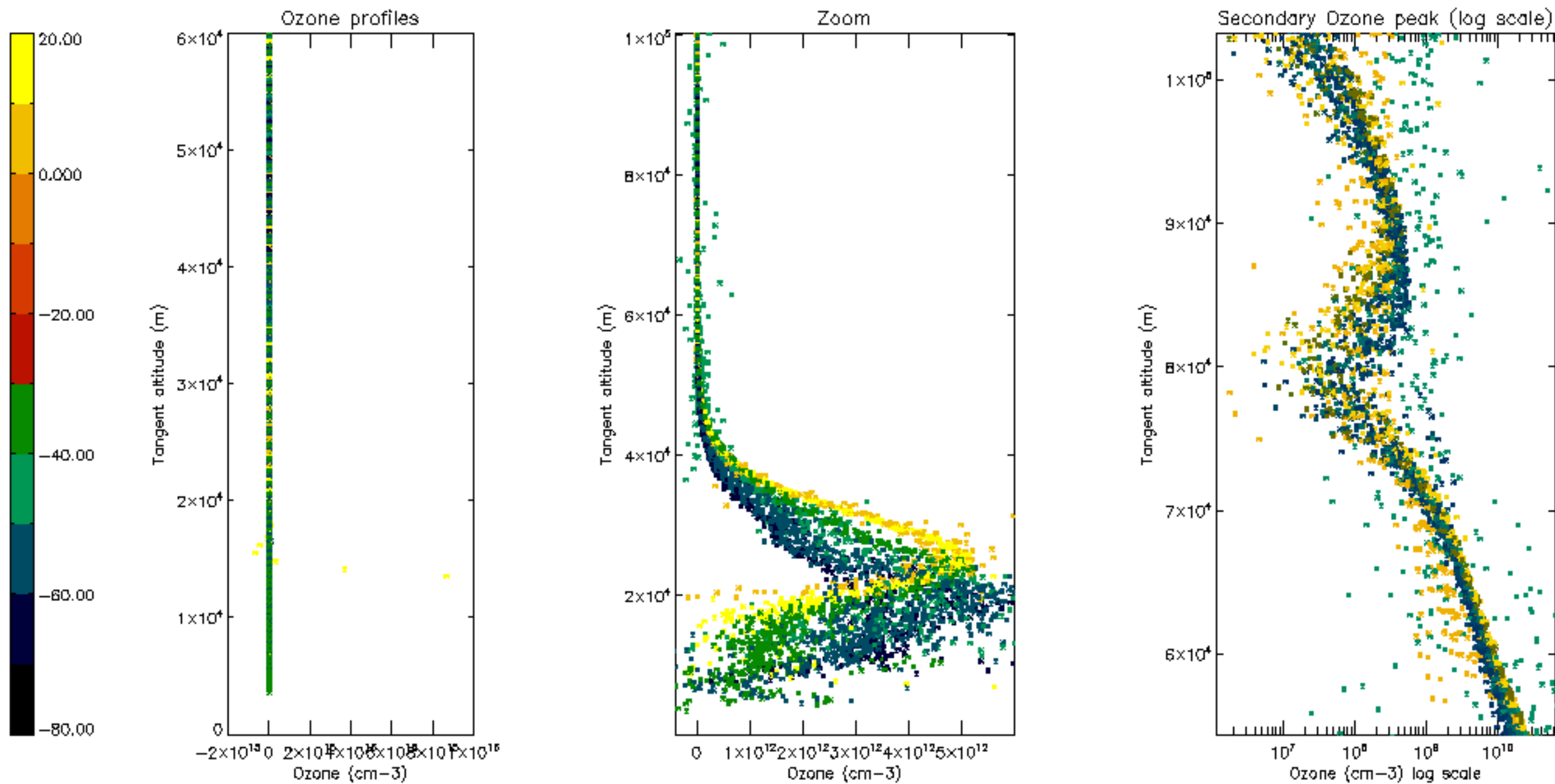


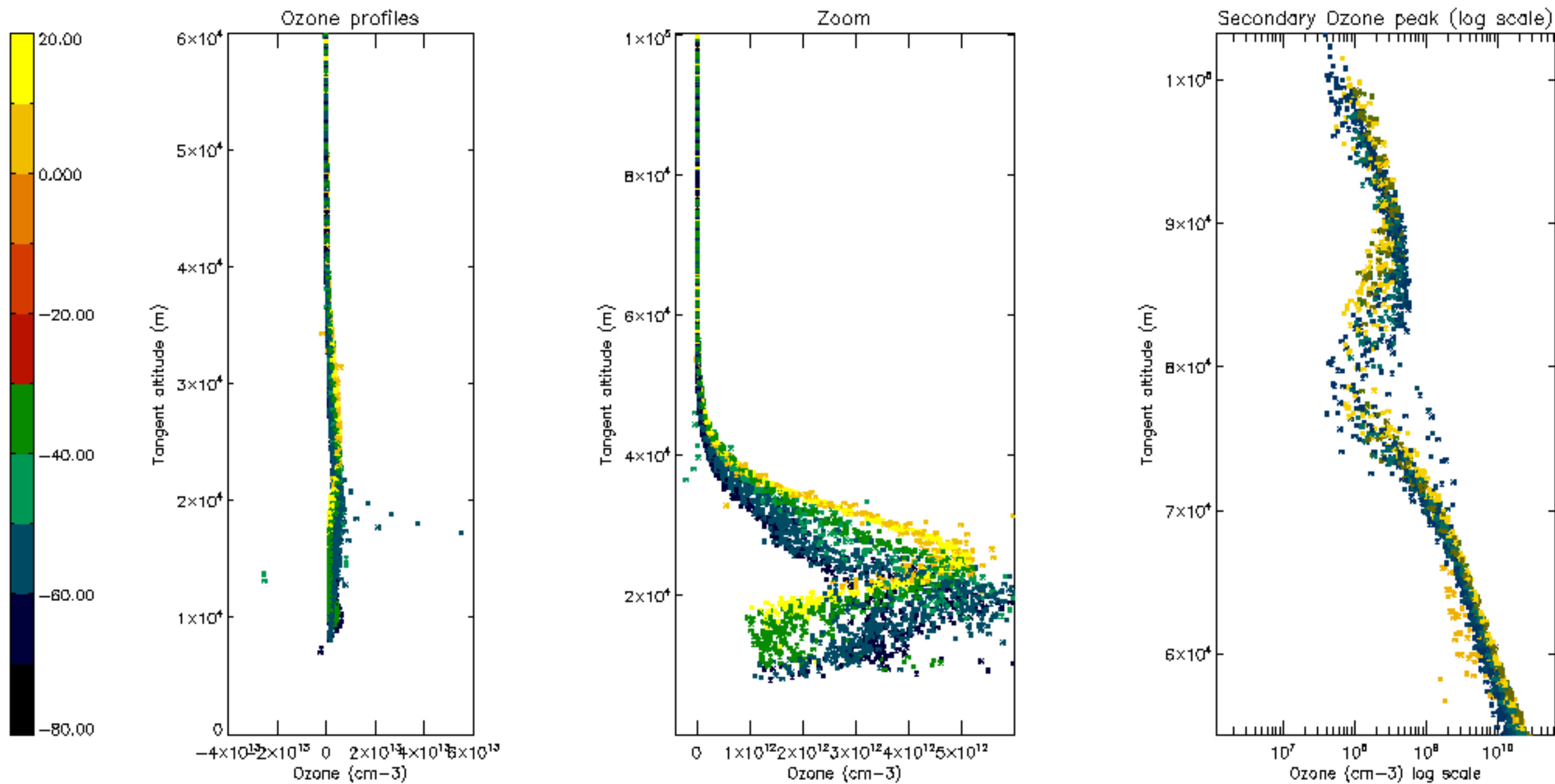
Percentage of star falling outside central band per profile

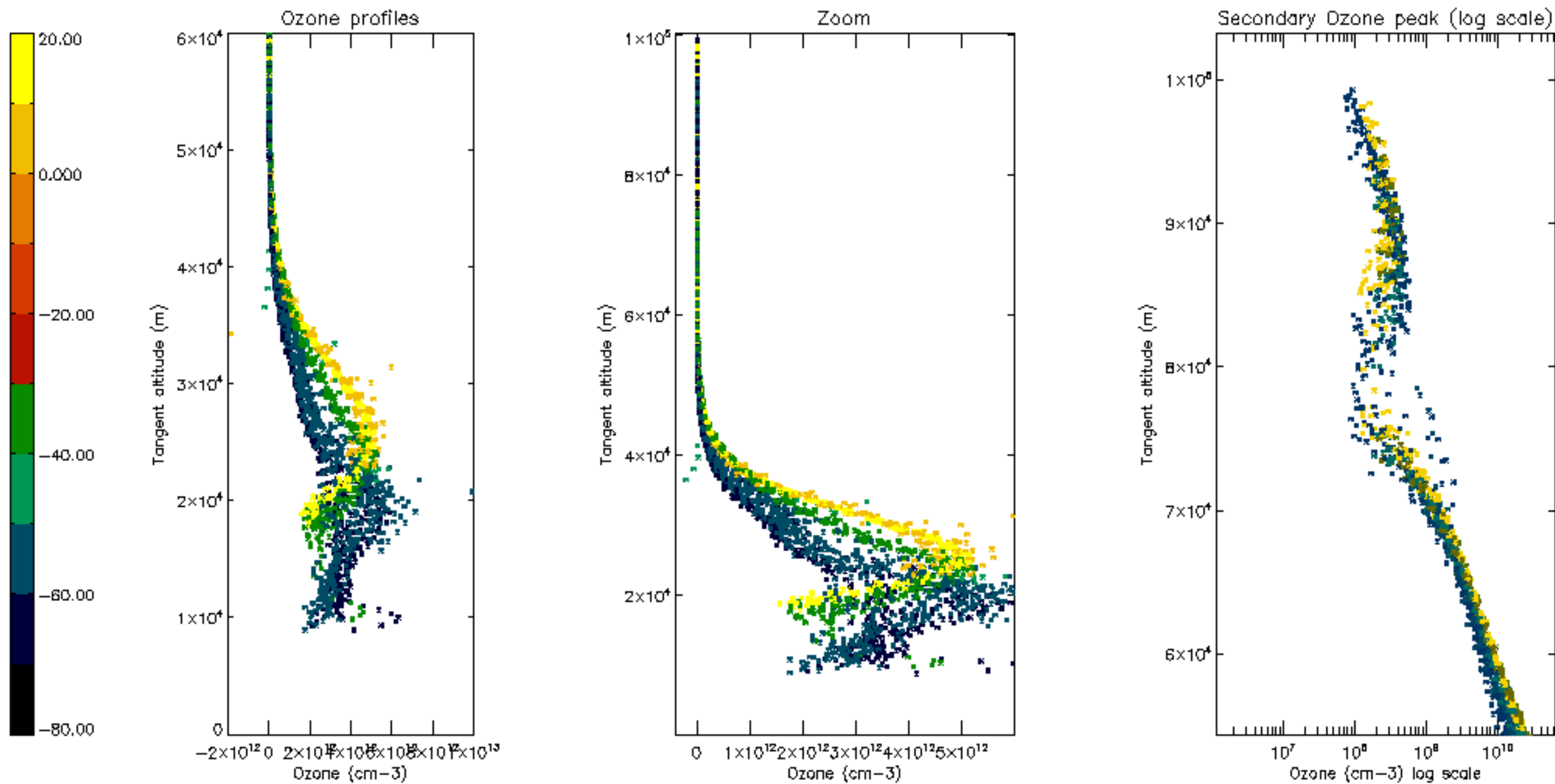


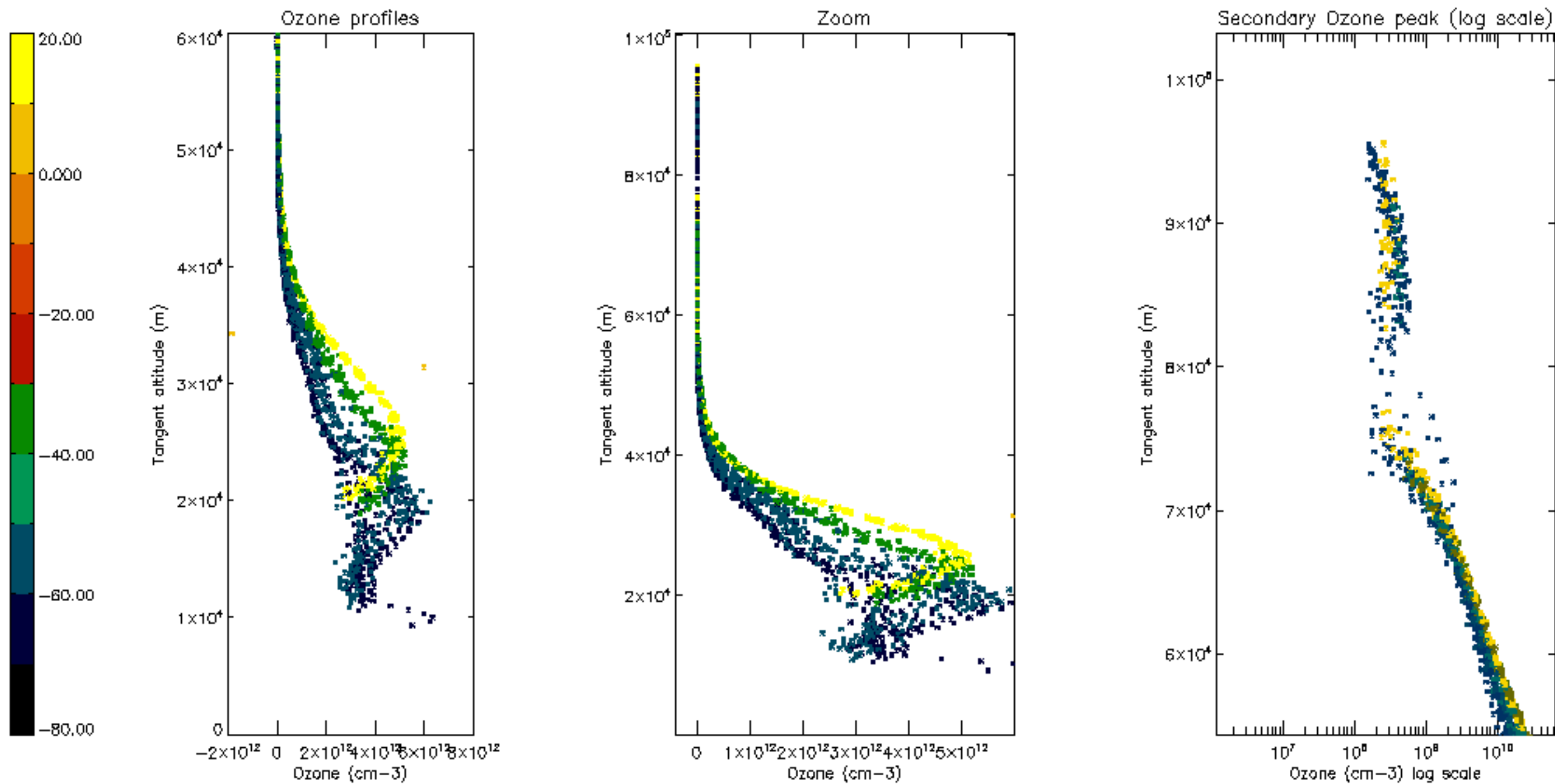
Percentage of saturation errors per profile

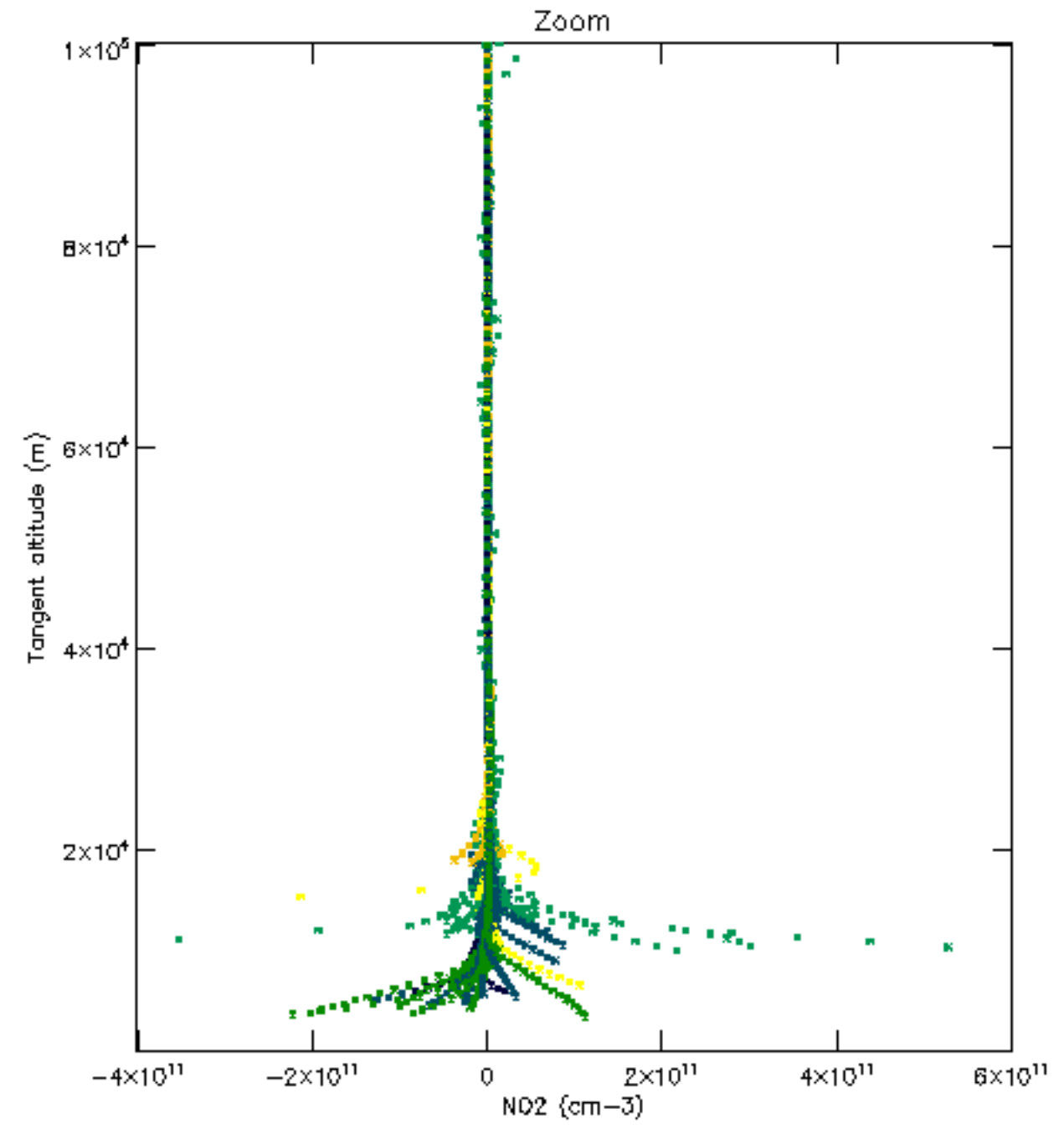
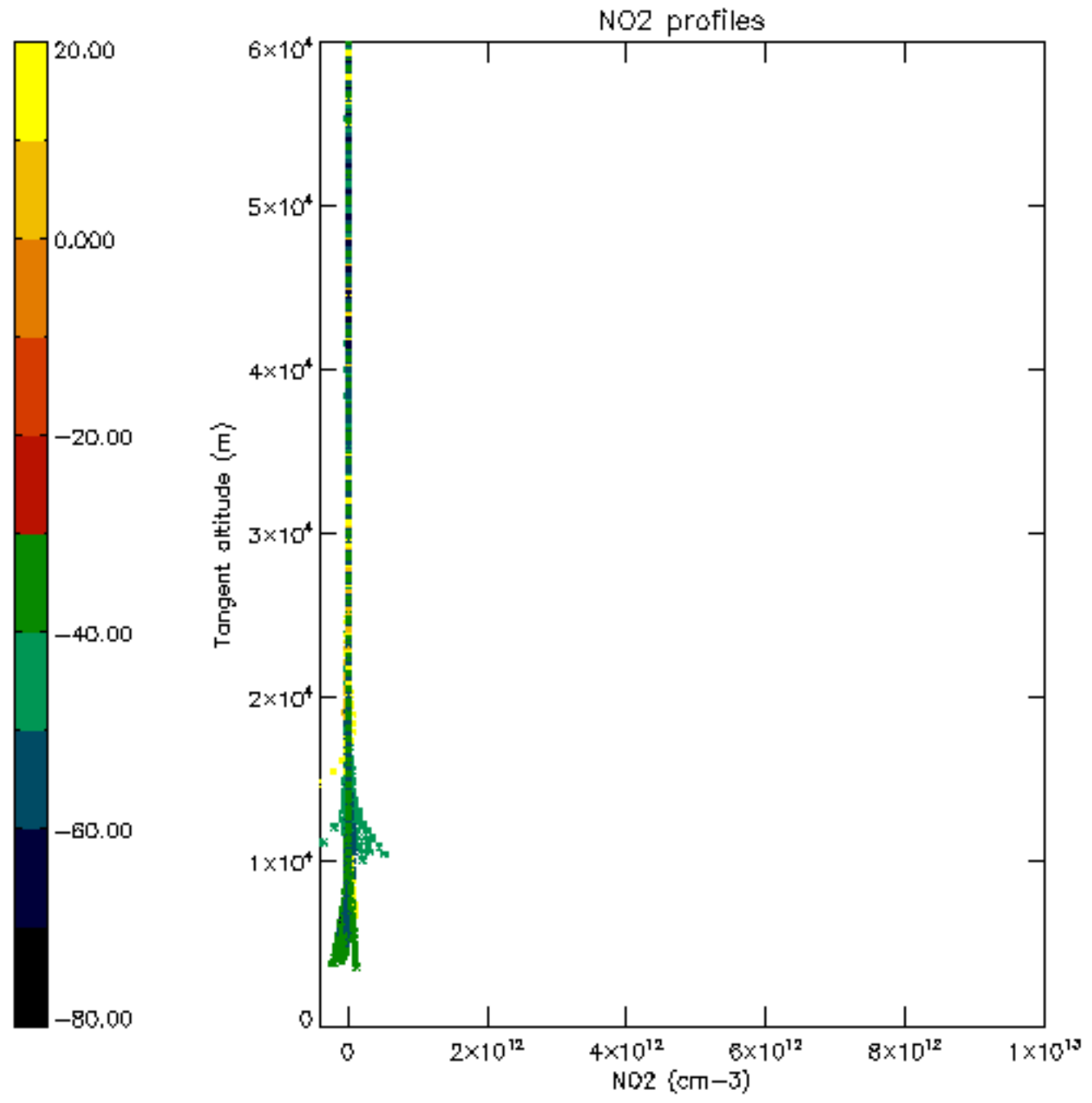


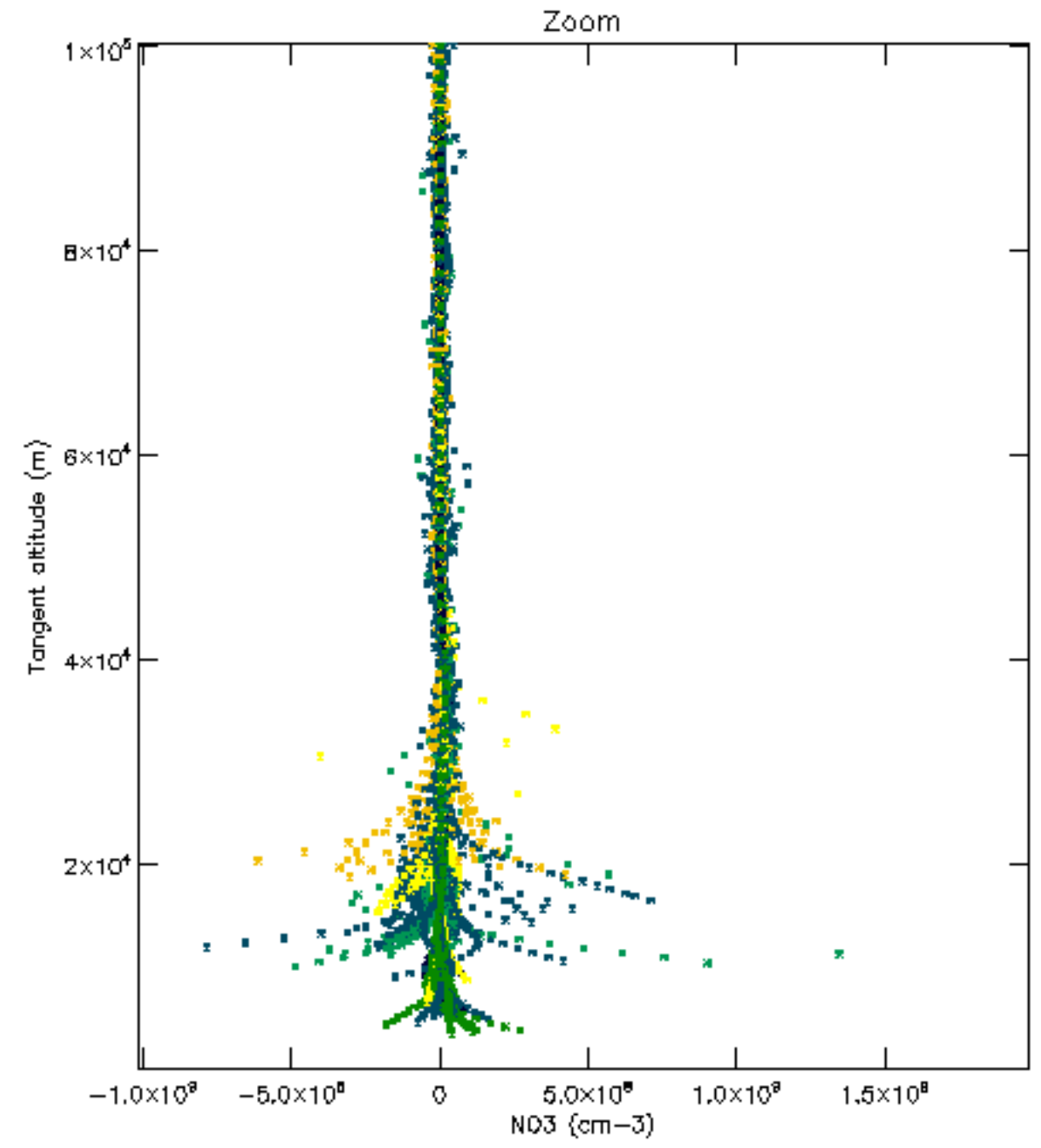
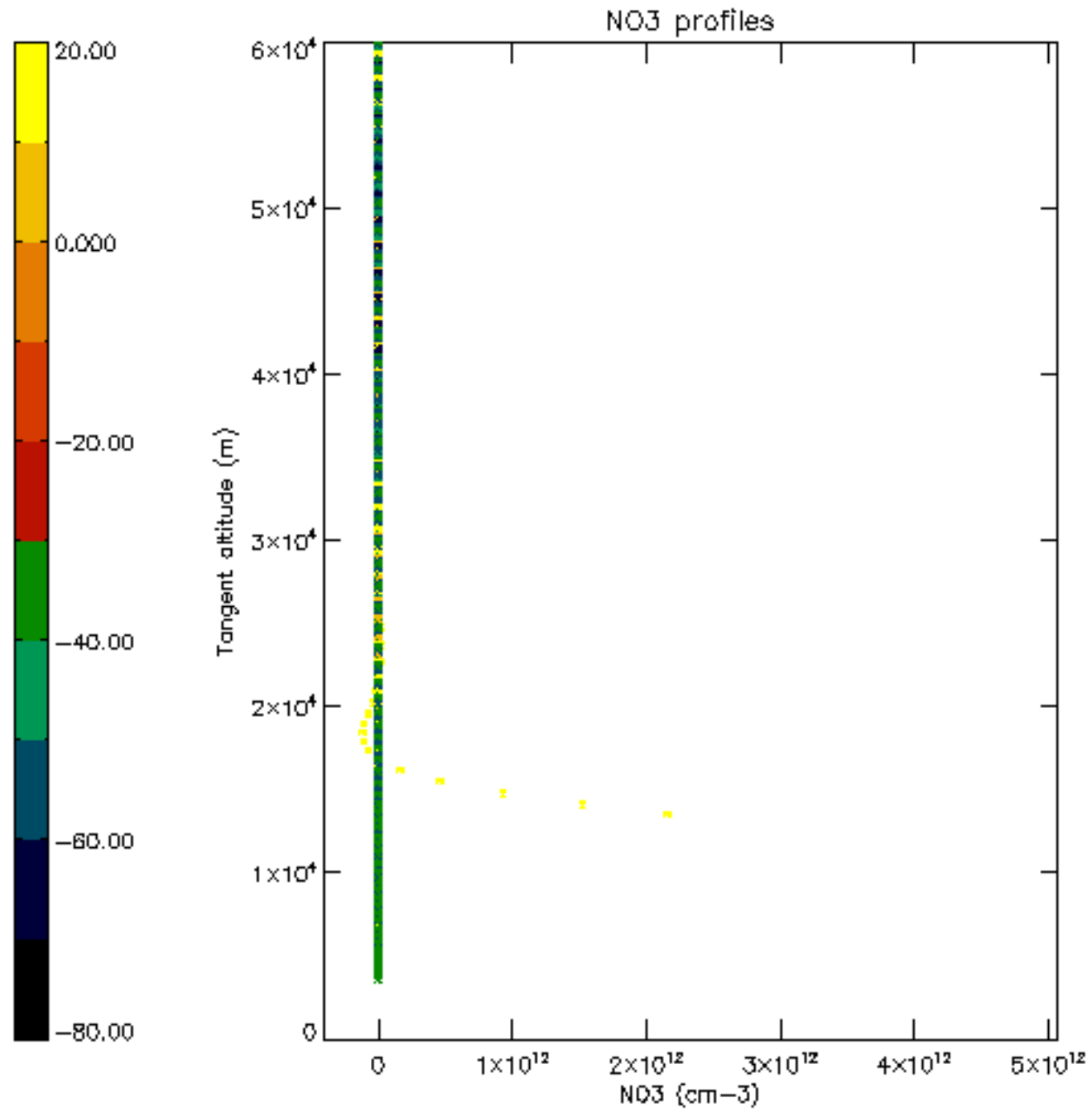


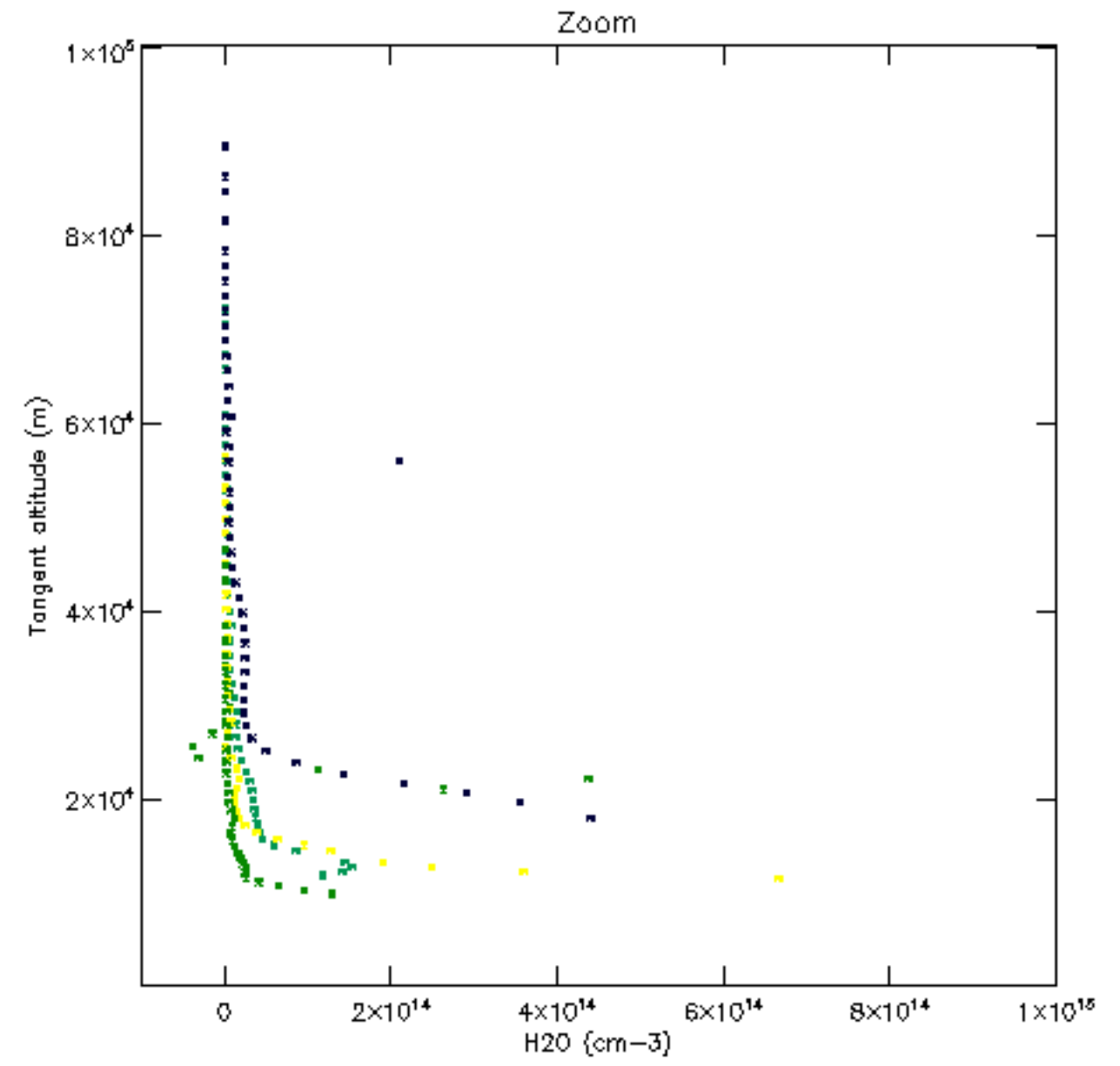
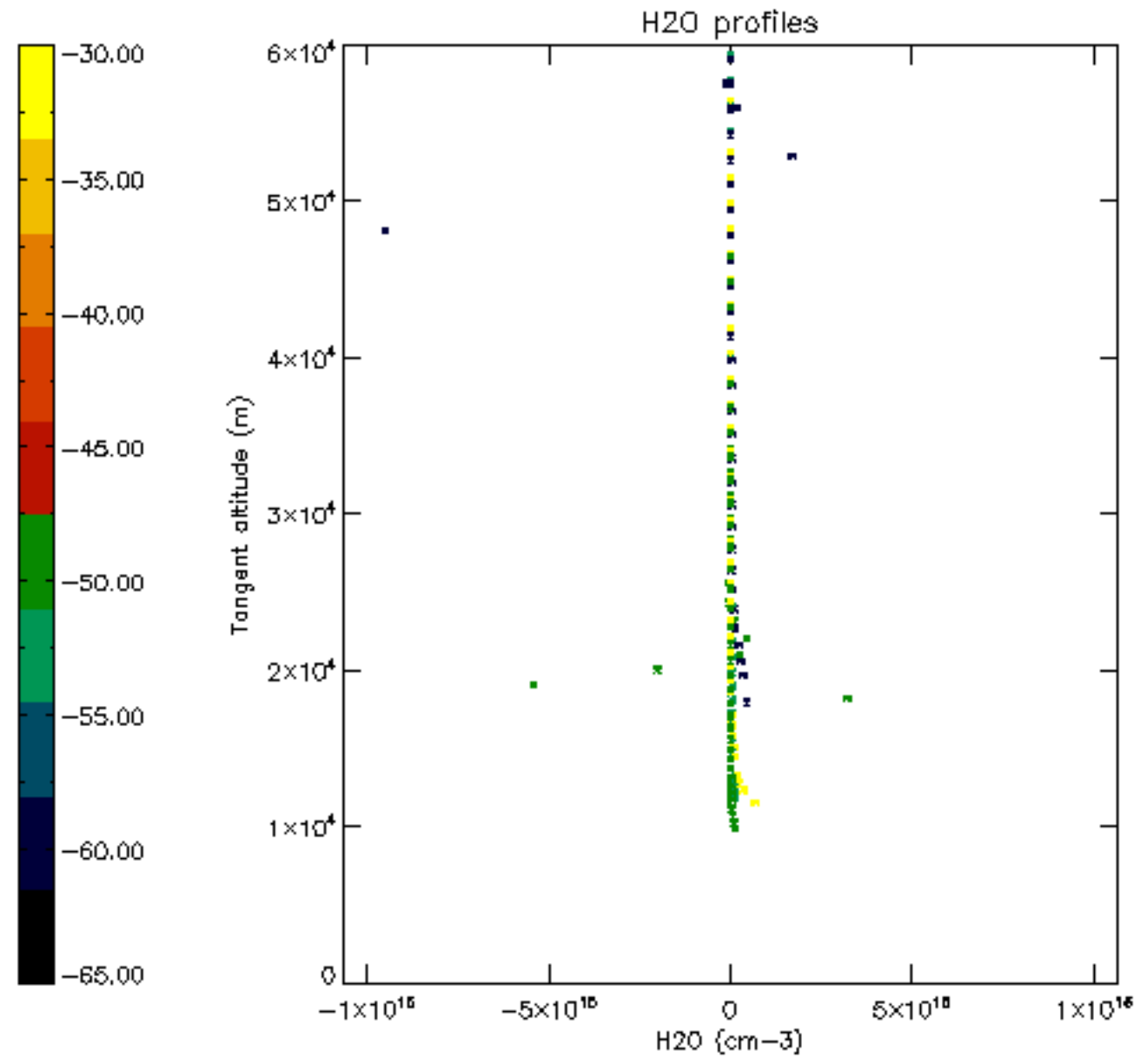


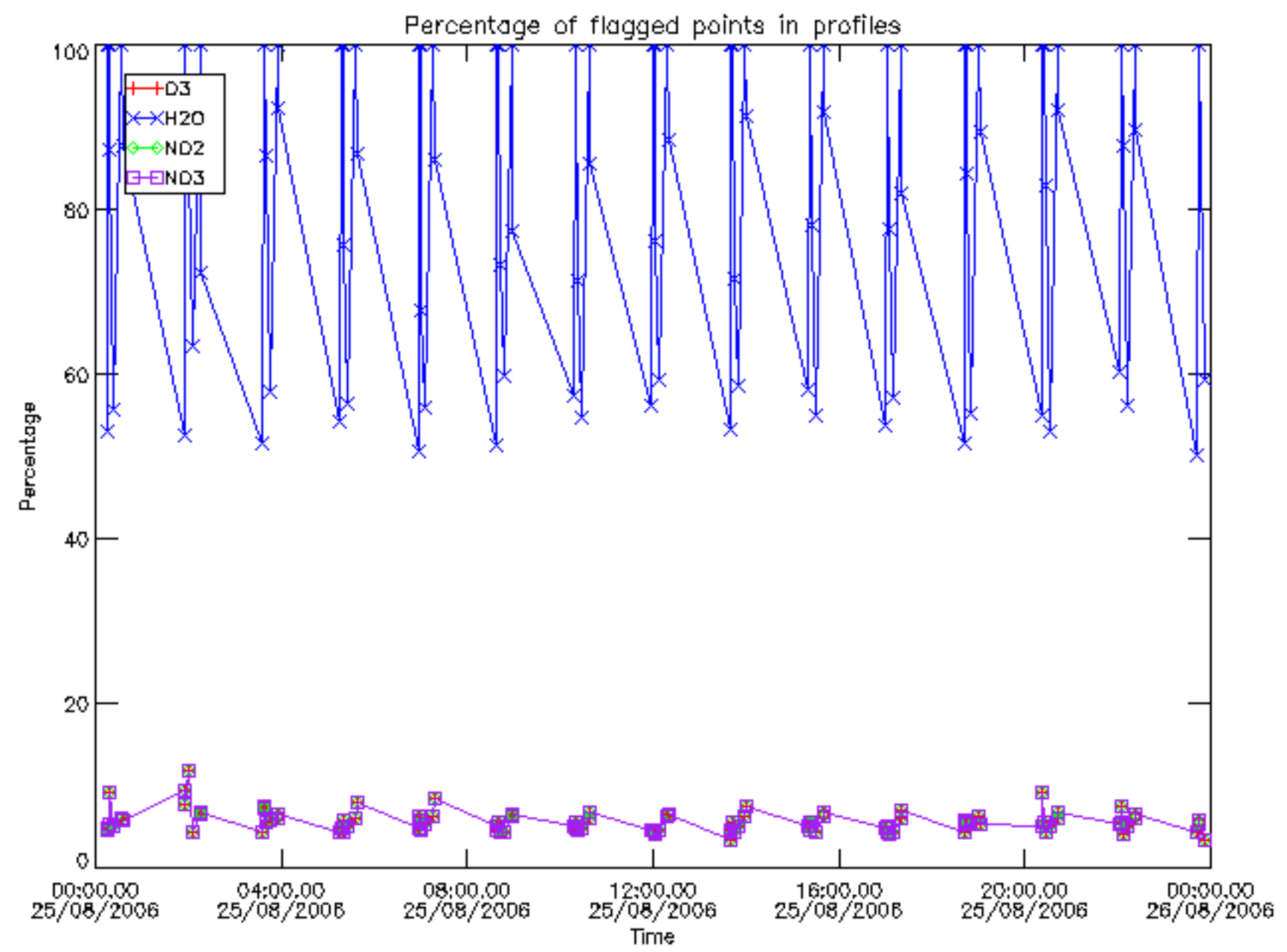




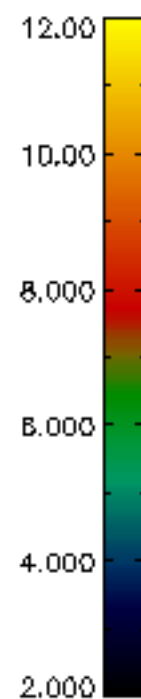
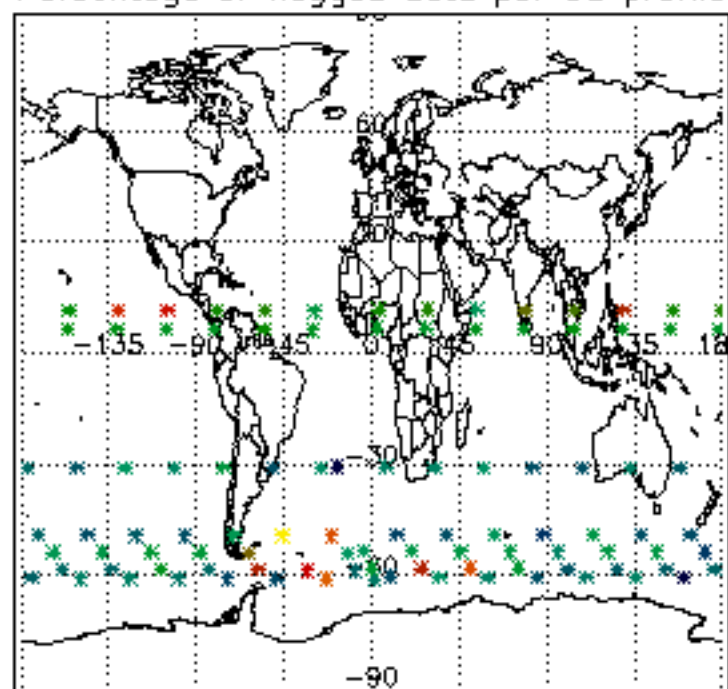




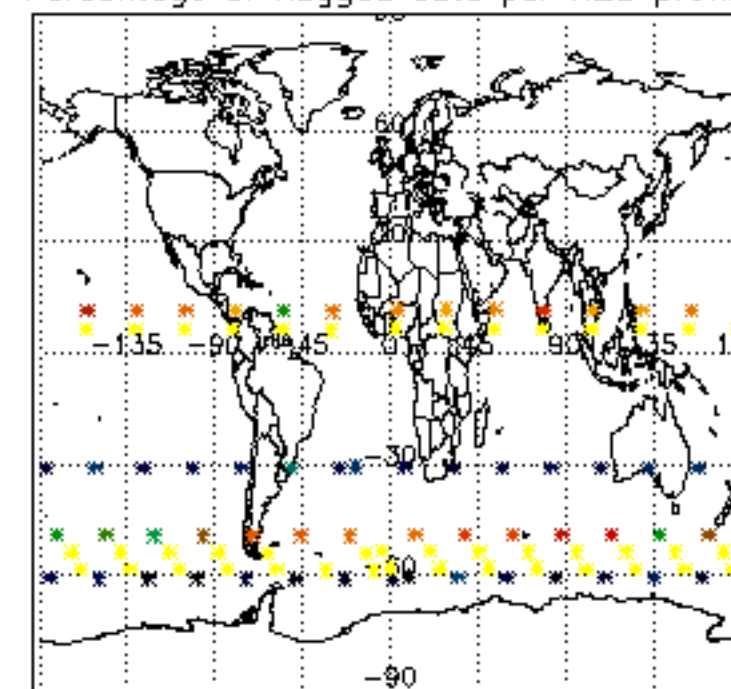




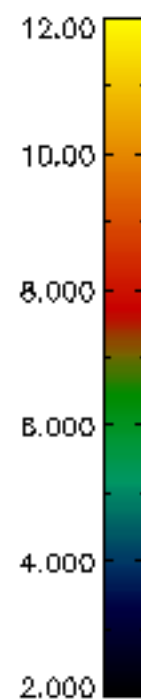
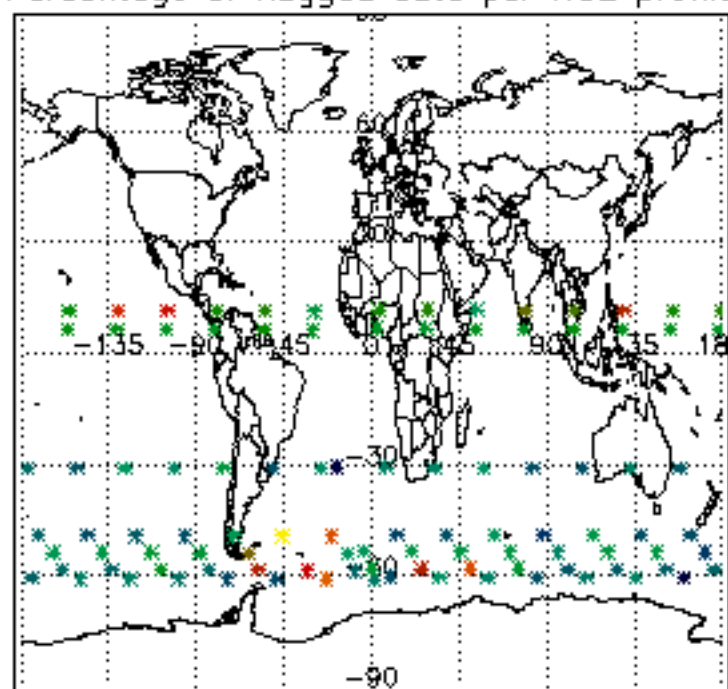
Percentage of flagged data per D3 profile



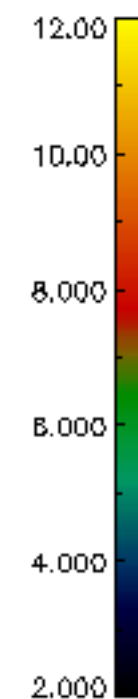
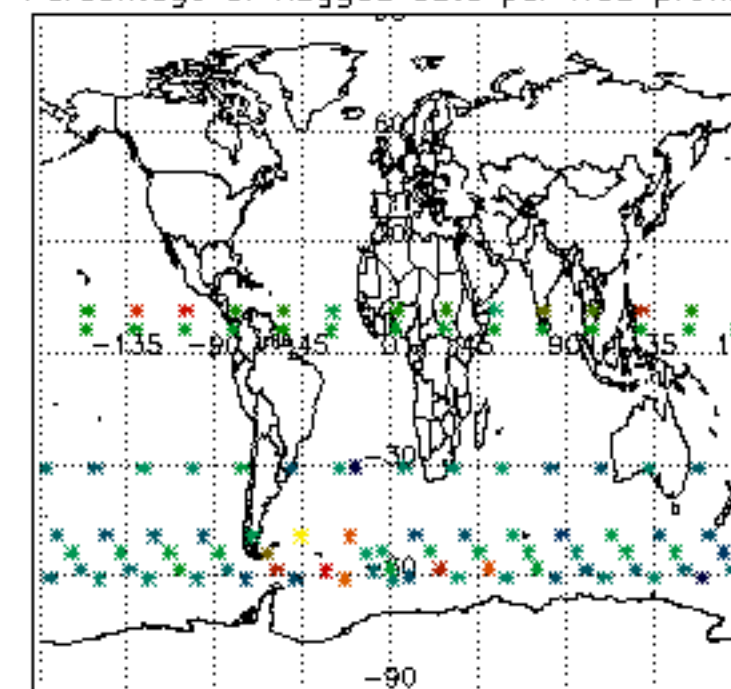
Percentage of flagged data per H2O profile

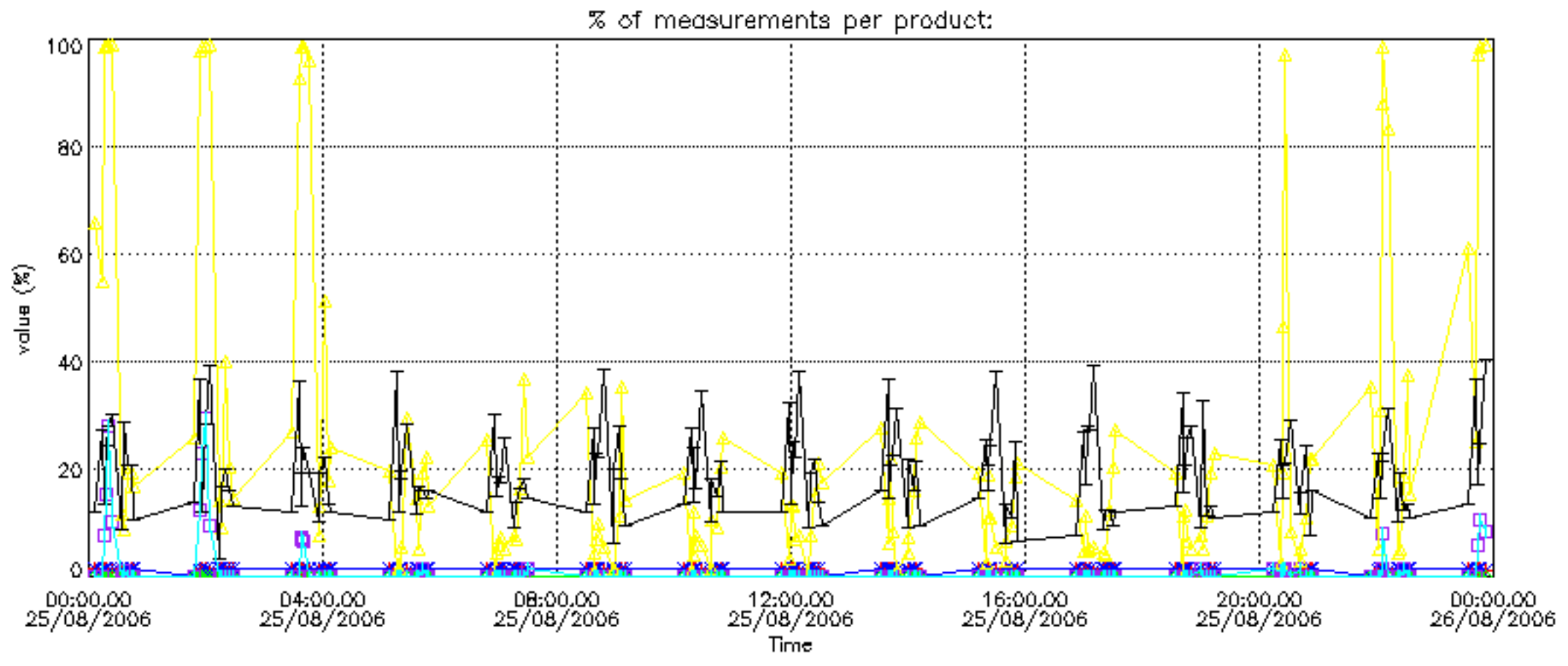


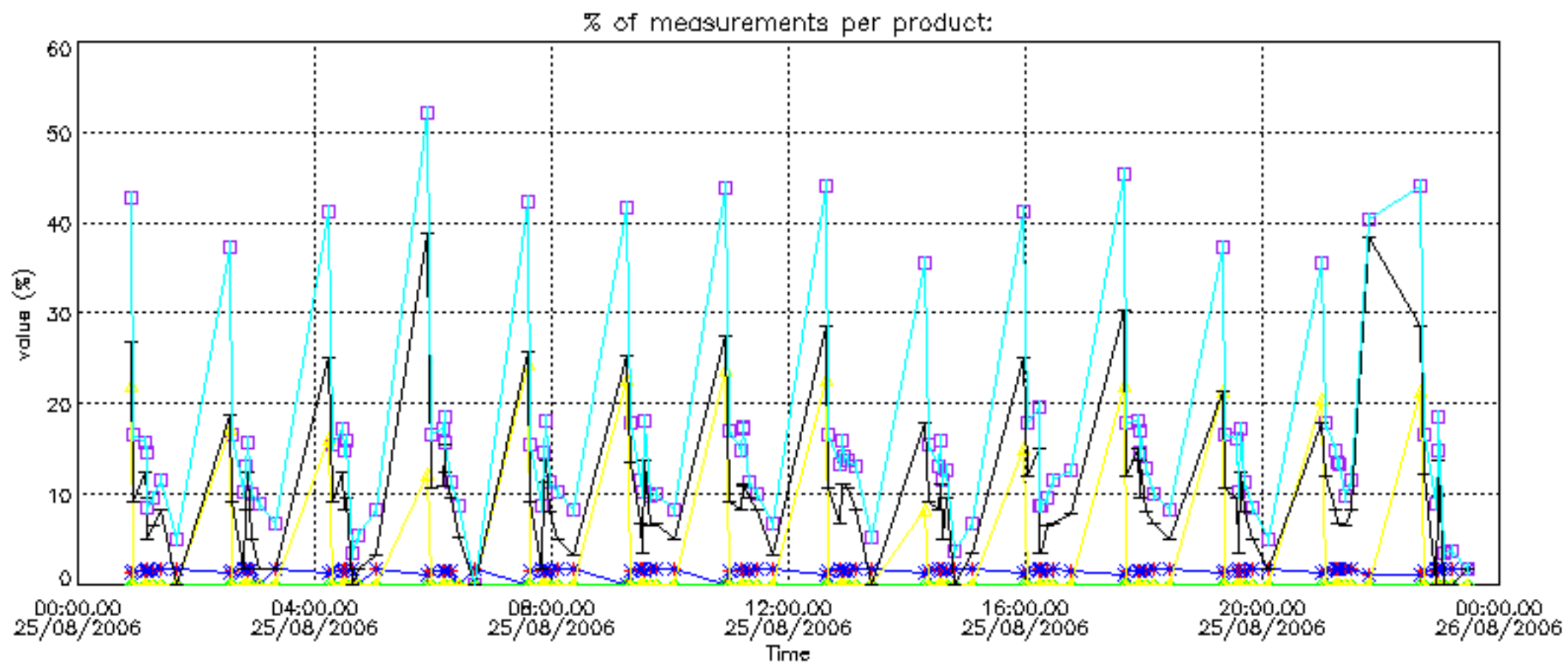
Percentage of flagged data per NO2 profile



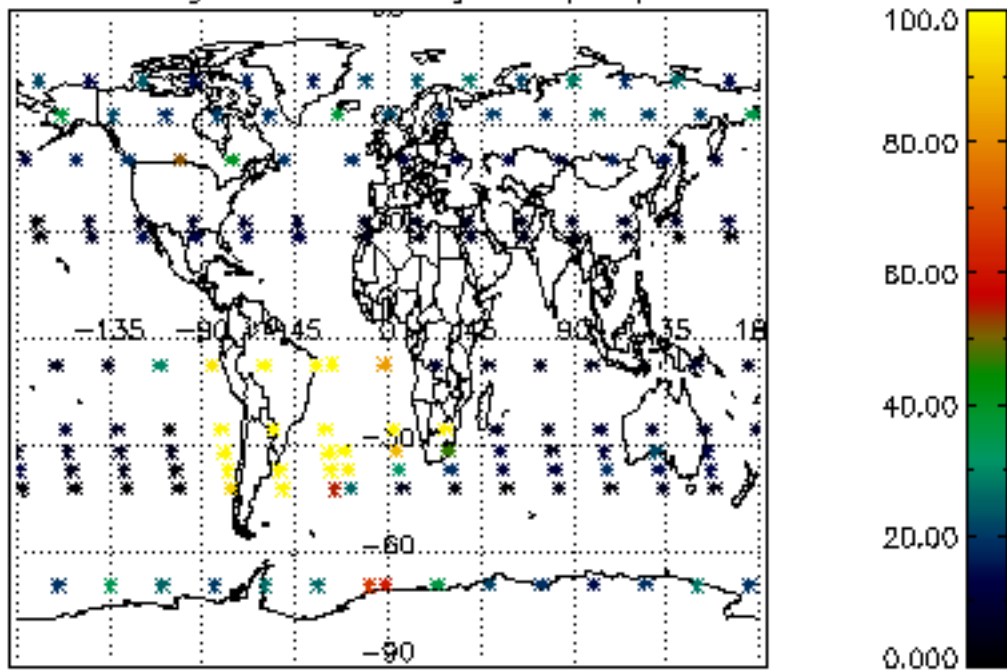
Percentage of flagged data per NO3 profile



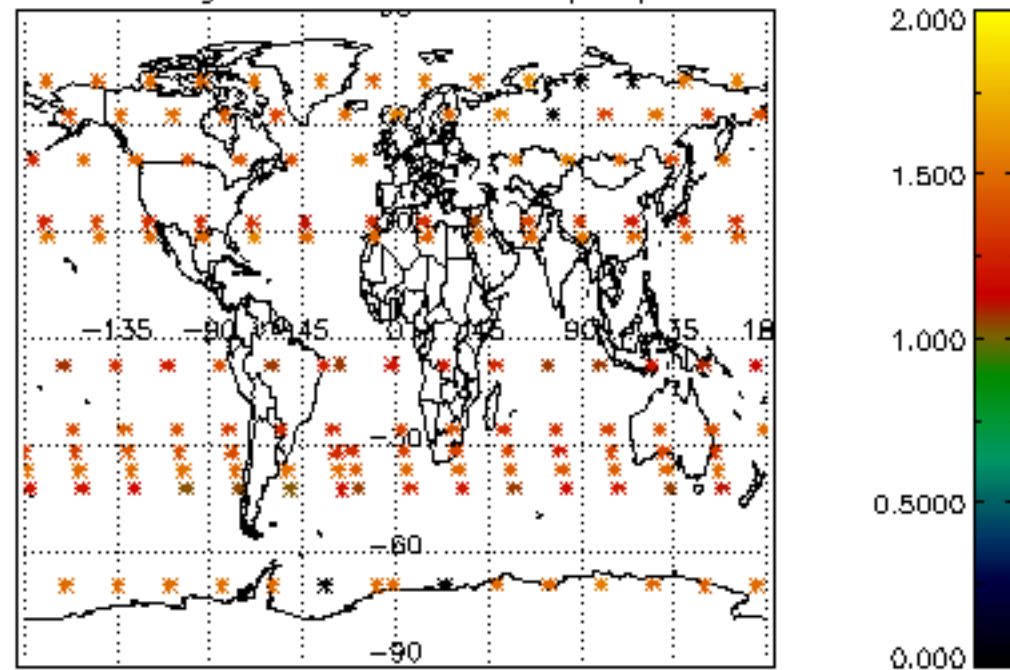




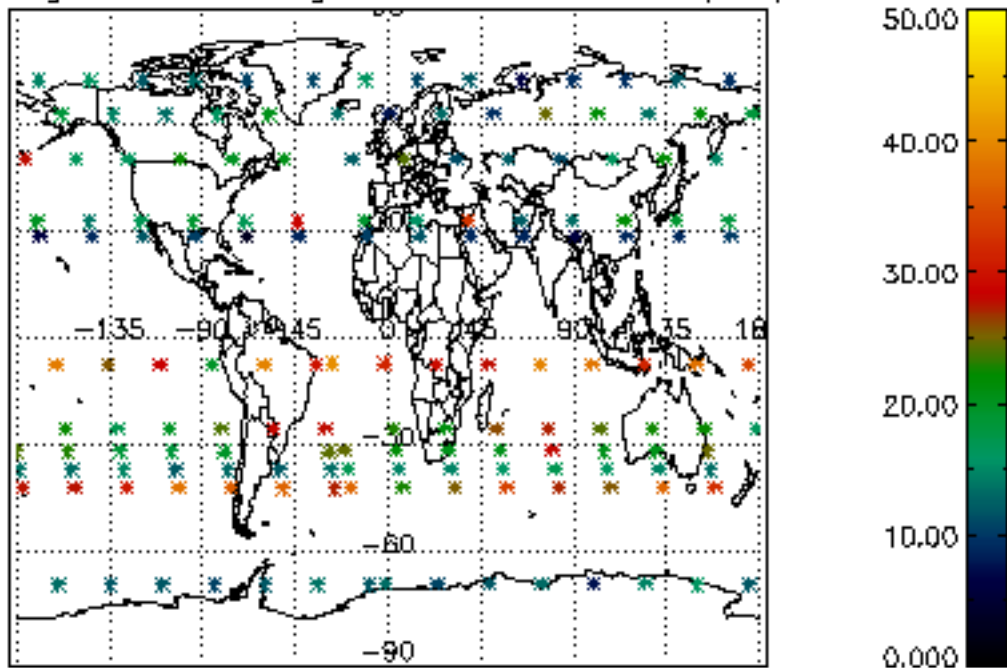
Percentage of cosmic ray hits per profile



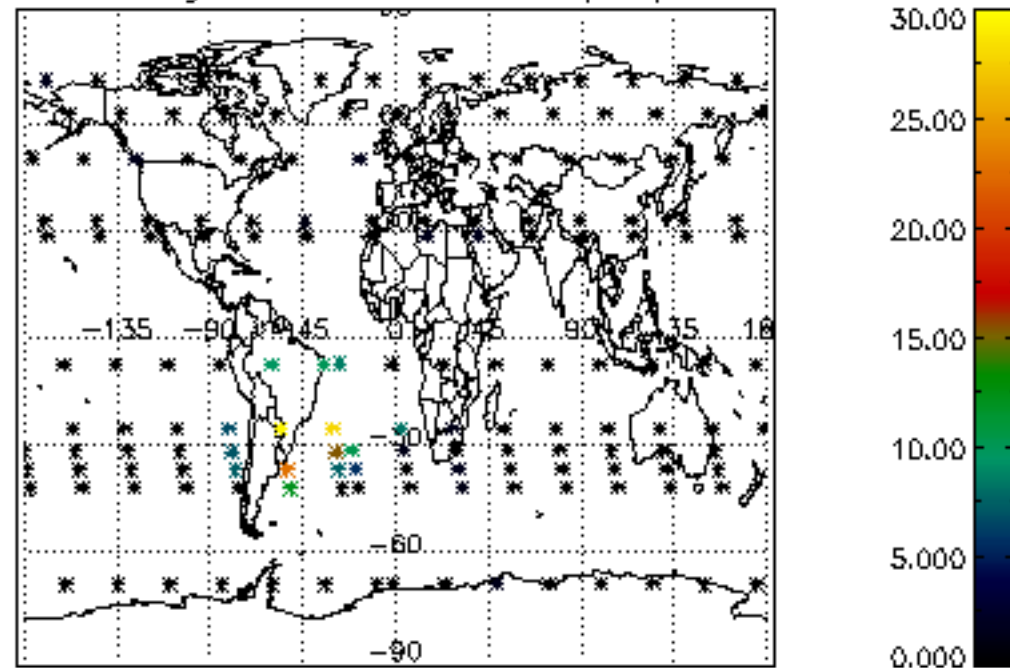
Percentage of datation errors per profile



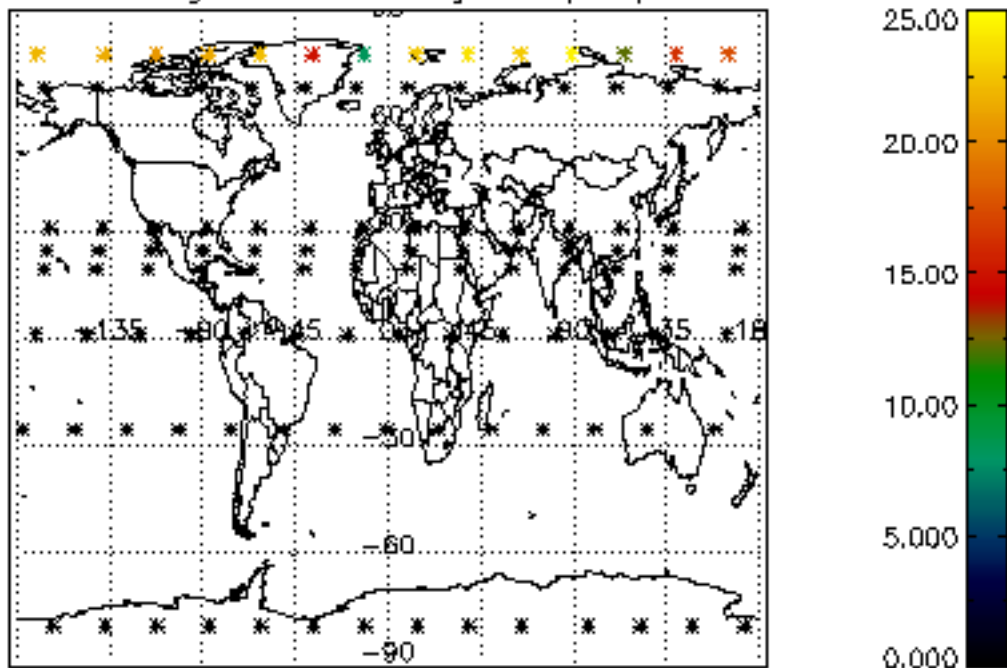
Percentage of star falling outside central band per profile



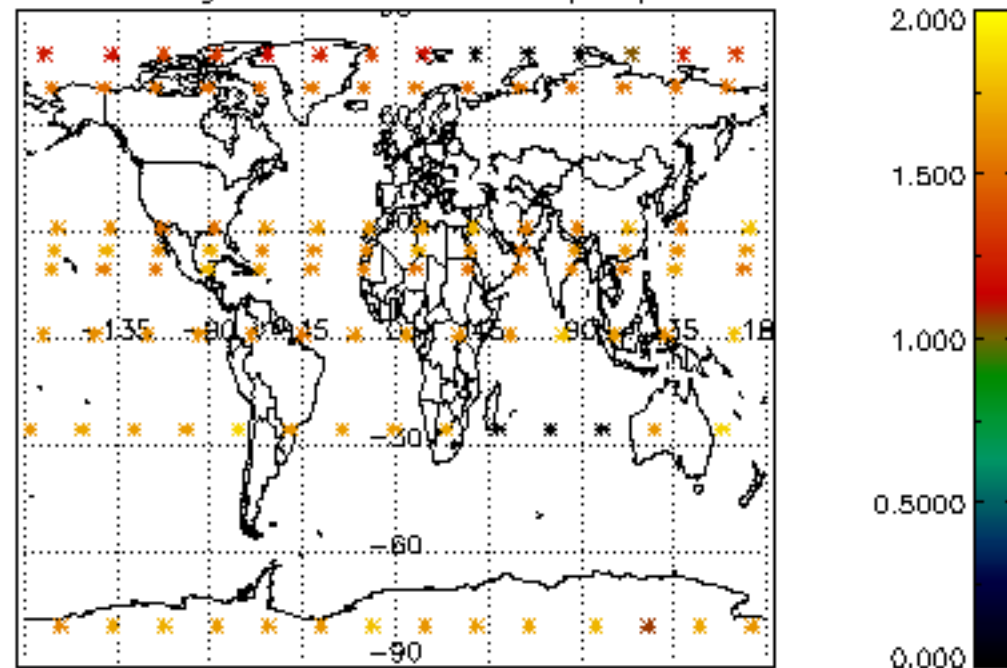
Percentage of saturation errors per profile



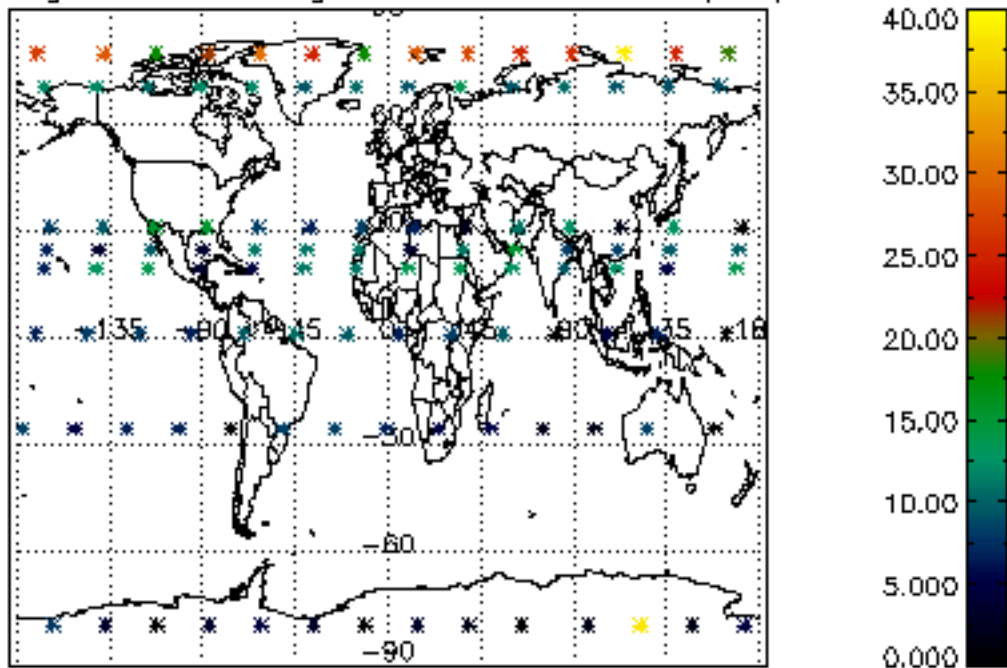
Percentage of cosmic ray hits per profile



Percentage of datation errors per profile



Percentage of star falling outside central band per profile



Percentage of saturation errors per profile

