

GOMOS Level 2 Daily Report

SUMMARY

[1. General Info](#)

[2. Summary of processed GOM_NL_2P products](#)

[3. Level 2 Quality information per product](#)

[3.1 Plot of level 2 quality information per product \(time dependant\)](#)

[3.2 Plot of level 2 quality information per product \(world map\)](#)

[4. Level 1 Quality information per product \(stored on level 2 products\)](#)

[4.1 Plot of level 1 quality information per product \(time dependant\)](#)

[4.1.1 Plot of level 1 quality information per product \(time dependant\): ASCENDING](#)

[4.1.2 Plot of level 1 quality information per product \(time dependant\): DESCENDING](#)

[4.2 Plot of level 1 quality information per product \(world map\)](#)

[4.2.1 Plot of level 1 quality information per product \(world map\): ASCENDING](#)

[4.2.2 Plot of level 1 quality information per product \(world map\): DESCENDING](#)

[5. Ozone profiles based on quality statistics and other trace gas profiles](#)

[5.1 Ozone statistics based on quality of products](#)

[5.2 Plot ozone profiles for all STD \(dark without errors\)](#)

[5.3 Plot ozone profiles where STD < 20% \(dark without errors\)](#)

[5.4. Plot ozone profiles where STD < 10% \(dark without errors\)](#)

[5.5. Plot ozone profiles where STD < 5% \(dark without errors\)](#)

[5.6 Plot NO2 profiles for all STD \(dark without errors\)](#)

[5.7 Plot NO3 profiles for all STD \(dark without errors\)](#)

[5.8 Plot H2O profiles \(only for occultations of stars 1,2,3,4,13,14,16,26,63 dark without errors\) for all STD](#)

[6. Auxiliary Data Files used for the production reported in section 2](#)

This report presents the daily analysis on parameters extracted from GOMOS level 2 data (GOM_NL__2P). It is intended to monitor some important parameters that will impact the quality of these products. A list of level 2 products (and content) that have arrived during the reporting day to the PCF is also given.

Item	Value
Time of report generation	24APR2013 03:33:40
Data source version	GOMOS/6.01
Start time of products	24-08-2006 (24AUG2006 00:00:00)
Stop time of products	25-08-2006 (25AUG2006 00:00:00)
Store outputs in DB	Yes
Nb of level 2 prods	269
Nb of prods with errors	0

2. Summary of processed GOM_NL__2P products.

Nr	Filename	UTC Start time	Limb	Duration	Star Id	Star Name	Star Mag	Star Temp	Nb Meas	Orbit	Prod. error
1	GOM_NL__2PRFIN20060824_000033_000000282050_00331_23431_1355.N1	24-AUG-2006 00:00:33	Bright	28.000	66	37Gam Cyg	2.2080	5900.0	56	23431	No
2	GOM_NL__2PRFIN20060824_000201_000000302050_00331_23431_1356.N1	24-AUG-2006 00:02:01	Bright	29.500	19	50Alp Cyg	1.2460	10500.	59	23431	No
3	GOM_NL__2PRFIN20060824_000713_000000312050_00331_23431_1357.N1	24-AUG-2006 00:07:13	Bright	30.500	89	5Alp Cep	2.4510	8000.0	61	23431	No
4	GOM_NL__2PRFIN20060824_001437_000000282050_00331_23431_1358.N1	24-AUG-2006 00:14:37	Bright	27.500	49	1Alp UMi	1.9900	6300.0	55	23431	No
5	GOM_NL__2PRFIN20060824_003116_000000472050_00331_23431_1359.N1	24-AUG-2006 00:31:16	Bright	47.000	24	66Alp Gem	1.5800	10200.	94	23431	No
6	GOM_NL__2PRFIN20060824_003803_000000322050_00331_23431_1360.N1	24-AUG-2006 00:38:03	Twilight	32.000	153	3Bet CMi	2.8940	13100.	64	23431	No
7	GOM_NL__2PRFIN20060824_004553_000000412050_00331_23431_1361.N1	24-AUG-2006 00:45:53	Dark	40.500	1	9Alp CMa	-1.4400	11000.	81	23431	No
8	GOM_NL__2PRFIN20060824_004721_000000342050_00331_23431_1362.N1	24-AUG-2006 00:47:21	Dark	34.000	179	24Omi2CMa	3.0320	24000.	68	23431	No
9	GOM_NL__2PRFIN20060824_004849_000000352050_00331_23431_1363.N1	24-AUG-2006 00:48:49	Dark	35.000	23	21Eps CMa	1.5020	26000.	70	23431	No
10	GOM_NL__2PRFIN20060824_005037_000000382050_00331_23431_1364.N1	24-AUG-2006 00:50:37	Dark	38.000	117	Pi Pup	2.7060	3800.0	76	23431	No
11	GOM_NL__2PRFIN20060824_005538_000000372050_00331_23431_1365.N1	24-AUG-2006 00:55:38	Dark	37.000	2	Alp Car	-0.73600	7000.0	74	23431	No
12	GOM_NL__2PRFIN20060824_010648_000000382050_00332_23432_1349.N1	24-AUG-2006 01:06:48	Dark	37.500	9	Alp Eri	0.45300	24000.	75	23432	No
13	GOM_NL__2PRFIN20060824_011152_000000382050_00332_23432_1350.N1	24-AUG-2006 01:11:52	Straylight	37.500	148	Alp Tuc	2.8780	4100.0	75	23432	No
14	GOM_NL__2PRFIN20060824_011529_000000372050_00332_23432_1351.N1	24-AUG-2006 01:15:29	Straylight	37.000	31	Alp Gru	1.7340	15200.	74	23432	No
15	GOM_NL__2PRFIN20060824_011823_000000342050_00332_23432_1352.N1	24-AUG-2006 01:18:23	Straylight	34.000	172	Gam Gru	3.0030	13100.	68	23432	No
16	GOM_NL__2PRFIN20060824_012442_000000392050_00332_23432_1353.N1	24-AUG-2006 01:24:42	Bright	39.000	142	49Del Cap	2.8500	8900.0	78	23432	No
17	GOM_NL__2PRFIN20060824_012757_000000342050_00332_23432_1354.N1	24-AUG-2006 01:27:57	Bright	33.500	154	22Bet Aqr	2.8990	5700.0	67	23432	No
18	GOM_NL__2PRFIN20060824_013925_000000312050_00332_23432_1355.N1	24-AUG-2006 01:39:25	Bright	31.000	92	53Eps Cyg	2.5000	4500.0	62	23432	No
19	GOM_NL__2PRFIN20060824_014109_000000312050_00332_23432_1356.N1	24-AUG-2006 01:41:09	Bright	30.500	66	37Gam Cyg	2.2080	5900.0	61	23432	No
20	GOM_NL__2PRFIN20060824_014237_000000322050_00332_23432_1357.N1	24-AUG-2006 01:42:37	Bright	32.000	19	50Alp Cyg	1.2460	10500.	64	23432	No
21	GOM_NL__2PRFIN20060824_014749_000000282050_00332_23432_1358.N1	24-AUG-2006 01:47:49	Bright	27.500	89	5Alp Cep	2.4510	8000.0	55	23432	No
22	GOM_NL__2PRFIN20060824_015513_000000302050_00332_23432_1359.N1	24-AUG-2006 01:55:13	Bright	29.500	49	1Alp UMi	1.9900	6300.0	59	23432	No
23	GOM_NL__2PRFIN20060824_021152_000000282050_00332_23432_1360.N1	24-AUG-2006 02:11:52	Bright	28.000	24	66Alp Gem	1.5800	10200.	56	23432	No
24	GOM_NL__2PRFIN20060824_021839_000000332050_00332_23432_1361.N1	24-AUG-2006 02:18:39	Twilight	33.000	153	3Bet CMi	2.8940	13100.	66	23432	No
25	GOM_NL__2PRFIN20060824_022629_000000492050_00332_23432_1362.N1	24-AUG-2006 02:26:29	Dark	49.000	1	9Alp CMa	-1.4400	11000.	98	23432	No
26	GOM_NL__2PRFIN20060824_022757_000000352050_00332_23432_1363.N1	24-AUG-2006 02:27:57	Dark	34.500	179	24Omi2CMa	3.0320	24000.	69	23432	No
27	GOM_NL__2PRFIN20060824_022925_000000372050_00332_23432_1364.N1	24-AUG-2006 02:29:25	Dark	36.500	23	21Eps CMa	1.5020	26000.	73	23432	No
28	GOM_NL__2PRFIN20060824_023113_000000382050_00332_23432_1365.N1	24-AUG-2006 02:31:13	Dark	38.000	117	Pi Pup	2.7060	3800.0	76	23432	No
29	GOM_NL__2PRFIN20060824_023615_000000472050_00332_23432_1366.N1	24-AUG-2006 02:36:15	Dark	47.000	2	Alp Car	-0.73600	7000.0	94	23432	No
30	GOM_NL__2PRFIN20060824_024724_000000382050_00333_23433_1351.N1	24-AUG-2006 02:47:24	Dark	37.500	9	Alp Eri	0.45300	24000.	75	23433	No
31	GOM_NL__2PRFIN20060824_025228_000000352050_00333_23433_1352.N1	24-AUG-2006 02:52:28	Straylight	34.500	148	Alp Tuc	2.8780	4100.0	69	23433	No
32	GOM_NL__2PRFIN20060824_025605_000000372050_00333_23433_1353.N1	24-AUG-2006 02:56:05	Straylight	36.500	31	Alp Gru	1.7340	15200.	73	23433	No
33	GOM_NL__2PRFIN20060824_025859_000000352050_00333_23433_1354.N1	24-AUG-2006 02:58:59	Straylight	34.500	172	Gam Gru	3.0030	13100.	69	23433	No
34	GOM_NL__2PRFIN20060824_030518_000000372050_00333_23433_1355.N1	24-AUG-2006 03:05:18	Bright	37.000	142	49Del Cap	2.8500	8900.0	74	23433	No
35	GOM_NL__2PRFIN20060824_030833_000000332050_00333_23433_1356.N1	24-AUG-2006 03:08:33	Bright	33.000	154	22Bet Aqr	2.8990	5700.0	66	23433	No
36	GOM_NL__2PRFIN20060824_032001_000000312050_00333_23433_1357.N1	24-AUG-2006 03:20:01	Bright	30.500	92	53Eps Cyg	2.5000	4500.0	61	23433	No
37	GOM_NL__2PRFIN20060824_032145_000000322050_00333_23433_1358.N1	24-AUG-2006 03:21:45	Bright	31.500	66	37Gam Cyg	2.2080	5900.0	63	23433	No
38	GOM_NL__2PRFIN20060824_032313_000000322050_00333_23433_1359.N1	24-AUG-2006 03:23:13	Bright	31.500	19	50Alp Cyg	1.2460	10500.	63	23433	No
39	GOM_NL__2PRFIN20060824_032824_000000302050_00333_23433_1360.N1	24-AUG-2006 03:28:24	Bright	29.500	89	5Alp Cep	2.4510	8000.0	59	23433	No
40	GOM_NL__2PRFIN20060824_033549_000000302050_00333_23433_1361.N1	24-AUG-2006 03:35:49	Bright	29.500	49	1Alp UMi	1.9900	6300.0	59	23433	No
41	GOM_NL__2PRFIN20060824_035228_000000312050_00333_23433_1362.N1	24-AUG-2006 03:52:28	Bright	30.500	24	66Alp Gem	1.5800	10200.	61	23433	No
42	GOM_NL__2PRFIN20060824_035915_000000342050_00333_23433_1363.N1	24-AUG-2006 03:59:15	Twilight	33.500	153	3Bet CMi	2.8940	13100.	67	23433	No

43	GOM_NL__2PRFIN20060824_040706_000000442050_00333_23433_1364.N1	24-AUG-2006 04:07:06	Dark	43.500	1	9Alp CMa	-1.4400	11000.	87	23433	No
44	GOM_NL__2PRFIN20060824_040833_000000342050_00333_23433_1365.N1	24-AUG-2006 04:08:33	Dark	34.000	179	24Omi2CMa	3.0320	24000.	68	23433	No
45	GOM_NL__2PRFIN20060824_041001_000000382050_00333_23433_1366.N1	24-AUG-2006 04:10:01	Dark	38.000	23	21Eps CMa	1.5020	26000.	76	23433	No
46	GOM_NL__2PRFIN20060824_041149_000000392050_00333_23433_1367.N1	24-AUG-2006 04:11:49	Dark	38.500	117	Pi Pup	2.7060	3800.0	77	23433	No
47	GOM_NL__2PRFIN20060824_041651_000000472050_00333_23433_1368.N1	24-AUG-2006 04:16:51	Dark	46.500	2	Alp Car	-0.73600	7000.0	93	23433	No
48	GOM_NL__2PRFIN20060824_042651_000000342050_00334_23434_1354.N1	24-AUG-2006 04:26:51	Dark	33.500	143	Alp Hyi	2.8570	7200.0	67	23434	No
49	GOM_NL__2PRFIN20060824_042801_000000392050_00334_23434_1355.N1	24-AUG-2006 04:28:01	Dark	39.000	9	Alp Eri	0.45300	24000.	78	23434	No
50	GOM_NL__2PRFIN20060824_043305_000000322050_00334_23434_1356.N1	24-AUG-2006 04:33:05	Straylight	31.500	148	Alp Tuc	2.8780	4100.0	63	23434	No
51	GOM_NL__2PRFIN20060824_043642_000000342050_00334_23434_1357.N1	24-AUG-2006 04:36:42	Straylight	34.000	31	Alp Gru	1.7340	15200.	68	23434	No
52	GOM_NL__2PRFIN20060824_043935_000000342050_00334_23434_1358.N1	24-AUG-2006 04:39:35	Straylight	34.000	172	Gam Gru	3.0030	13100.	68	23434	No
53	GOM_NL__2PRFIN20060824_044554_000000402050_00334_23434_1359.N1	24-AUG-2006 04:45:54	Bright	39.500	142	49Del Cap	2.8500	8900.0	79	23434	No
54	GOM_NL__2PRFIN20060824_044909_000000342050_00334_23434_1360.N1	24-AUG-2006 04:49:09	Bright	33.500	154	22Bet Aqr	2.8990	5700.0	67	23434	No
55	GOM_NL__2PRFIN20060824_050037_000000322050_00334_23434_1361.N1	24-AUG-2006 05:00:37	Bright	31.500	92	53Eps Cyg	2.5000	4500.0	63	23434	No
56	GOM_NL__2PRFIN20060824_050221_000000292050_00334_23434_1362.N1	24-AUG-2006 05:02:21	Bright	29.000	66	37Gam Cyg	2.2080	5900.0	58	23434	No
57	GOM_NL__2PRFIN20060824_050349_000000312050_00334_23434_1363.N1	24-AUG-2006 05:03:49	Bright	31.000	19	50Alp Cyg	1.2460	10500.	62	23434	No
58	GOM_NL__2PRFIN20060824_050900_000000312050_00334_23434_1364.N1	24-AUG-2006 05:09:00	Bright	31.000	89	5Alp Cep	2.4510	8000.0	62	23434	No
59	GOM_NL__2PRFIN20060824_051625_000000292050_00334_23434_1365.N1	24-AUG-2006 05:16:25	Bright	29.000	49	1Alp UMi	1.9900	6300.0	58	23434	No
60	GOM_NL__2PRFIN20060824_053304_000000472050_00334_23434_1366.N1	24-AUG-2006 05:33:04	Bright	47.000	24	66Alp Gem	1.5800	10200.	94	23434	No
61	GOM_NL__2PRFIN20060824_053952_000000342050_00334_23434_1367.N1	24-AUG-2006 05:39:52	Twilight	33.500	153	3Bet CMi	2.8940	13100.	67	23434	No
62	GOM_NL__2PRFIN20060824_054742_000000442050_00334_23434_1368.N1	24-AUG-2006 05:47:42	Dark	44.000	1	9Alp CMa	-1.4400	11000.	88	23434	No
63	GOM_NL__2PRFIN20060824_054910_000000332050_00334_23434_1369.N1	24-AUG-2006 05:49:10	Dark	33.000	179	24Omi2CMa	3.0320	24000.	66	23434	No
64	GOM_NL__2PRFIN20060824_055038_000000382050_00334_23434_1370.N1	24-AUG-2006 05:50:38	Dark	38.000	23	21Eps CMa	1.5020	26000.	76	23434	No
65	GOM_NL__2PRFIN20060824_055225_000000392050_00334_23434_1371.N1	24-AUG-2006 05:52:25	Dark	39.000	117	Pi Pup	2.7060	3800.0	78	23434	No
66	GOM_NL__2PRFIN20060824_055727_000000462050_00334_23434_1372.N1	24-AUG-2006 05:57:27	Dark	46.000	2	Alp Car	-0.73600	7000.0	92	23434	No
67	GOM_NL__2PRFIN20060824_060728_000000332050_00335_23435_1356.N1	24-AUG-2006 06:07:28	Dark	33.000	143	Alp Hyi	2.8570	7200.0	66	23435	No
68	GOM_NL__2PRFIN20060824_060837_000000382050_00335_23435_1357.N1	24-AUG-2006 06:08:37	Dark	38.000	9	Alp Eri	0.45300	24000.	76	23435	No
69	GOM_NL__2PRFIN20060824_061341_000000332050_00335_23435_1358.N1	24-AUG-2006 06:13:41	Straylight	32.500	148	Alp Tuc	2.8780	4100.0	65	23435	No
70	GOM_NL__2PRFIN20060824_061718_000000332050_00335_23435_1359.N1	24-AUG-2006 06:17:18	Straylight	32.500	31	Alp Gru	1.7340	15200.	65	23435	No
71	GOM_NL__2PRFIN20060824_062011_000000322050_00335_23435_1360.N1	24-AUG-2006 06:20:11	Straylight	31.500	172	Gam Gru	3.0030	13100.	63	23435	No
72	GOM_NL__2PRFIN20060824_062630_000000382050_00335_23435_1361.N1	24-AUG-2006 06:26:30	Bright	37.500	142	49Del Cap	2.8500	8900.0	75	23435	No
73	GOM_NL__2PRFIN20060824_062945_000000342050_00335_23435_1362.N1	24-AUG-2006 06:29:45	Bright	33.500	154	22Bet Aqr	2.8990	5700.0	67	23435	No
74	GOM_NL__2PRFIN20060824_064113_000000292050_00335_23435_1363.N1	24-AUG-2006 06:41:13	Bright	28.500	92	53Eps Cyg	2.5000	4500.0	57	23435	No
75	GOM_NL__2PRFIN20060824_064257_000000322050_00335_23435_1364.N1	24-AUG-2006 06:42:57	Bright	31.500	66	37Gam Cyg	2.2080	5900.0	63	23435	No
76	GOM_NL__2PRFIN20060824_064425_000000322050_00335_23435_1365.N1	24-AUG-2006 06:44:25	Bright	32.000	19	50Alp Cyg	1.2460	10500.	64	23435	No
77	GOM_NL__2PRFIN20060824_064936_000000302050_00335_23435_1366.N1	24-AUG-2006 06:49:36	Bright	30.000	89	5Alp Cep	2.4510	8000.0	60	23435	No
78	GOM_NL__2PRFIN20060824_065701_000000292050_00335_23435_1367.N1	24-AUG-2006 06:57:01	Bright	29.000	49	1Alp UMi	1.9900	6300.0	58	23435	No
79	GOM_NL__2PRFIN20060824_071340_000000472050_00335_23435_1368.N1	24-AUG-2006 07:13:40	Bright	47.000	24	66Alp Gem	1.5800	10200.	94	23435	No
80	GOM_NL__2PRFIN20060824_072028_000000342050_00335_23435_1369.N1	24-AUG-2006 07:20:28	Twilight	34.000	153	3Bet CMi	2.8940	13100.	68	23435	No
81	GOM_NL__2PRFIN20060824_072818_000000402050_00335_23435_1370.N1	24-AUG-2006 07:28:18	Dark	39.500	1	9Alp CMa	-1.4400	11000.	79	23435	No
82	GOM_NL__2PRFIN20060824_072946_000000332050_00335_23435_1371.N1	24-AUG-2006 07:29:46	Dark	33.000	179	24Omi2CMa	3.0320	24000.	66	23435	No
83	GOM_NL__2PRFIN20060824_073114_000000352050_00335_23435_1372.N1	24-AUG-2006 07:31:14	Dark	34.500	23	21Eps CMa	1.5020	26000.	69	23435	No
84	GOM_NL__2PRFIN20060824_073302_000000362050_00335_23435_1373.N1	24-AUG-2006 07:33:02	Dark	35.500	117	Pi Pup	2.7060	3800.0	71	23435	No
85	GOM_NL__2PRFIN20060824_073804_000000412050_00335_23435_1374.N1	24-AUG-2006 07:38:04	Dark	40.500	2	Alp Car	-0.73600	7000.0	81	23435	No
86	GOM_NL__2PRFIN20060824_074805_000000332050_00336_23436_1378.N1	24-AUG-2006 07:48:05	Dark	32.500	143	Alp Hyi	2.8570	7200.0	65	23436	No
87	GOM_NL__2PRFIN20060824_074914_000000382050_00336_23436_1379.N1	24-AUG-2006 07:49:14	Dark	37.500	9	Alp Eri	0.45300	24000.	75	23436	No
88	GOM_NL__2PRFIN20060824_075417_000000352050_00336_23436_1380.N1	24-AUG-2006 07:54:17	Straylight	35.000	148	Alp Tuc	2.8780	4100.0	70	23436	No
89	GOM_NL__2PRFIN20060824_075754_000000372050_00336_23436_1381.N1	24-AUG-2006 07:57:54	Straylight	36.500	31	Alp Gru	1.7340	15200.	73	23436	No
90	GOM_NL__2PRFIN20060824_080048_000000352050_00336_23436_1382.N1	24-AUG-2006 08:00:48	Straylight	34.500	172	Gam Gru	3.0030	13100.	69	23436	No
91	GOM_NL__2PRFIN20060824_080706_000000422050_00336_23436_1383.N1	24-AUG-2006 08:07:06	Bright	42.000	142	49Del Cap	2.8500	8900.0	84	23436	No
92	GOM_NL__2PRFIN20060824_081021_000000342050_00336_23436_1384.N1	24-AUG-2006 08:10:21	Bright	34.000	154	22Bet Aqr	2.8990	5700.0	68	23436	No
93	GOM_NL__2PRFIN20060824_082148_000000302050_00336_23436_1385.N1	24-AUG-2006 08:21:48	Bright	29.500	92	53Eps Cyg	2.5000	4500.0	59	23436	No
94	GOM_NL__2PRFIN20060824_082333_000000302050_00336_23436_1386.N1	24-AUG-2006 08:23:33	Bright	30.000	66	37Gam Cyg	2.2080	5900.0	60	23436	No
95	GOM_NL__2PRFIN20060824_082500_000000312050_00336_23436_1387.N1	24-AUG-2006 08:25:00	Bright	31.000	19	50Alp Cyg	1.2460	10500.	62	23436	No
96	GOM_NL__2PRFIN20060824_083012_000000312050_00336_23436_1388.N1	24-AUG-2006 08:30:12	Bright	30.500	89	5Alp Cep	2.4510	8000.0	61	23436	No
97	GOM_NL__2PRFIN20060824_083737_000000282050_00336_23436_1389.N1	24-AUG-2006 08:37:37	Bright	28.000	49	1Alp UMi	1.9900	6300.0	56	23436	No
98	GOM_NL__2PRFIN20060824_085417_000000302050_00336_23436_1390.N1	24-AUG-2006 08:54:17	Bright	29.500	24	66Alp Gem	1.5800	10200.	59	23436	No
99	GOM_NL__2PRFIN20060824_090104_000000332050_00336_23436_1391.N1	24-AUG-2006 09:01:04	Twilight	33.000	153	3Bet CMi	2.8940	13100.	66	23436	No
100	GOM_NL__2PRFIN20060824_090855_000000452050_00336_23436_1392.N1	24-AUG-2006 09:08:55	Dark	44.500	1	9Alp CMa	-1.4400	11000.	89	23436	No
101	GOM_NL__2PRFIN20060824_091022_000000322050_00336_23436_1393.N1	24-AUG-2006 09:10:22	Dark	31.500	179	24Omi2CMa	3.0320	24000.	63	23436	No

102	GOM_NL__2PRFIN20060824_091151_000000352050_00336_23436_1394.N1	24-AUG-2006 09:11:51	Dark	35.000	23	21Eps CMa	1.5020	26000.	70	23436	No
103	GOM_NL__2PRFIN20060824_091338_000000352050_00336_23436_1395.N1	24-AUG-2006 09:13:38	Dark	35.000	117	Pi Pup	2.7060	3800.0	70	23436	No
104	GOM_NL__2PRFIN20060824_091840_000000472050_00336_23436_1396.N1	24-AUG-2006 09:18:40	Dark	47.000	2	Alp Car	-0.73600	7000.0	94	23436	No
105	GOM_NL__2PRFIN20060824_092841_000000352050_00337_23437_1379.N1	24-AUG-2006 09:28:41	Dark	35.000	143	Alp Hyi	2.8570	7200.0	70	23437	No
106	GOM_NL__2PRFIN20060824_092951_000000372050_00337_23437_1380.N1	24-AUG-2006 09:29:51	Dark	36.500	9	Alp Eri	0.45300	24000.	73	23437	No
107	GOM_NL__2PRFIN20060824_093453_000000342050_00337_23437_1381.N1	24-AUG-2006 09:34:53	Straylight	33.500	148	Alp Tuc	2.8780	4100.0	67	23437	No
108	GOM_NL__2PRFIN20060824_093830_000000342050_00337_23437_1382.N1	24-AUG-2006 09:38:30	Straylight	34.000	31	Alp Gru	1.7340	15200.	68	23437	No
109	GOM_NL__2PRFIN20060824_094124_000000332050_00337_23437_1383.N1	24-AUG-2006 09:41:24	Straylight	32.500	172	Gam Gru	3.0030	13100.	65	23437	No
110	GOM_NL__2PRFIN20060824_094742_000000482050_00337_23437_1384.N1	24-AUG-2006 09:47:42	Bright	48.000	142	49Del Cap	2.8500	8900.0	96	23437	No
111	GOM_NL__2PRFIN20060824_095057_000000342050_00337_23437_1385.N1	24-AUG-2006 09:50:57	Bright	33.500	154	22Bet Aqr	2.8990	5700.0	67	23437	No
112	GOM_NL__2PRFIN20060824_100224_000000302050_00337_23437_1386.N1	24-AUG-2006 10:02:24	Bright	29.500	92	53Eps Cyg	2.5000	4500.0	59	23437	No
113	GOM_NL__2PRFIN20060824_100409_000000292050_00337_23437_1387.N1	24-AUG-2006 10:04:09	Bright	29.000	66	37Gam Cyg	2.2080	5900.0	58	23437	No
114	GOM_NL__2PRFIN20060824_100536_000000302050_00337_23437_1388.N1	24-AUG-2006 10:05:36	Bright	29.500	19	50Alp Cyg	1.2460	10500.	59	23437	No
115	GOM_NL__2PRFIN20060824_101048_000000312050_00337_23437_1389.N1	24-AUG-2006 10:10:48	Bright	30.500	89	5Alp Cep	2.4510	8000.0	61	23437	No
116	GOM_NL__2PRFIN20060824_101813_000000302050_00337_23437_1390.N1	24-AUG-2006 10:18:13	Bright	30.000	49	1Alp UMi	1.9900	6300.0	60	23437	No
117	GOM_NL__2PRFIN20060824_103453_000000312050_00337_23437_1391.N1	24-AUG-2006 10:34:53	Bright	31.000	24	66Alp Gem	1.5800	10200.	62	23437	No
118	GOM_NL__2PRFIN20060824_104140_000000342050_00337_23437_1392.N1	24-AUG-2006 10:41:40	Twilight	33.500	153	3Bet CMi	2.8940	13100.	67	23437	No
119	GOM_NL__2PRFIN20060824_104931_000000422050_00337_23437_1393.N1	24-AUG-2006 10:49:31	Dark	41.500	1	9Alp CMa	-1.4400	11000.	83	23437	No
120	GOM_NL__2PRFIN20060824_105059_000000332050_00337_23437_1394.N1	24-AUG-2006 10:50:59	Dark	33.000	179	24Omi2CMa	3.0320	24000.	66	23437	No
121	GOM_NL__2PRFIN20060824_105227_000000352050_00337_23437_1395.N1	24-AUG-2006 10:52:27	Dark	35.000	23	21Eps CMa	1.5020	26000.	70	23437	No
122	GOM_NL__2PRFIN20060824_105414_000000382050_00337_23437_1396.N1	24-AUG-2006 10:54:14	Dark	37.500	117	Pi Pup	2.7060	3800.0	75	23437	No
123	GOM_NL__2PRFIN20060824_105916_000000472050_00337_23437_1397.N1	24-AUG-2006 10:59:16	Dark	47.000	2	Alp Car	-0.73600	7000.0	94	23437	No
124	GOM_NL__2PRFIN20060824_110917_000000332050_00338_23438_1380.N1	24-AUG-2006 11:09:17	Dark	33.000	143	Alp Hyi	2.8570	7200.0	66	23438	No
125	GOM_NL__2PRFIN20060824_111027_000000392050_00338_23438_1381.N1	24-AUG-2006 11:10:27	Dark	38.500	9	Alp Eri	0.45300	24000.	77	23438	No
126	GOM_NL__2PRFIN20060824_111529_000000332050_00338_23438_1382.N1	24-AUG-2006 11:15:29	Straylight	33.000	148	Alp Tuc	2.8780	4100.0	66	23438	No
127	GOM_NL__2PRFIN20060824_111906_000000372050_00338_23438_1383.N1	24-AUG-2006 11:19:06	Straylight	37.000	31	Alp Gru	1.7340	15200.	74	23438	No
128	GOM_NL__2PRFIN20060824_112200_000000322050_00338_23438_1384.N1	24-AUG-2006 11:22:00	Straylight	32.000	172	Gam Gru	3.0030	13100.	64	23438	No
129	GOM_NL__2PRFIN20060824_112818_000000402050_00338_23438_1385.N1	24-AUG-2006 11:28:18	Bright	40.000	142	49Del Cap	2.8500	8900.0	80	23438	No
130	GOM_NL__2PRFIN20060824_113133_000000342050_00338_23438_1386.N1	24-AUG-2006 11:31:33	Bright	33.500	154	22Bet Aqr	2.8990	5700.0	67	23438	No
131	GOM_NL__2PRFIN20060824_114300_000000312050_00338_23438_1387.N1	24-AUG-2006 11:43:00	Bright	30.500	92	53Eps Cyg	2.5000	4500.0	61	23438	No
132	GOM_NL__2PRFIN20060824_114445_000000322050_00338_23438_1388.N1	24-AUG-2006 11:44:45	Bright	31.500	66	37Gam Cyg	2.2080	5900.0	63	23438	No
133	GOM_NL__2PRFIN20060824_114612_000000332050_00338_23438_1389.N1	24-AUG-2006 11:46:12	Bright	33.000	19	50Alp Cyg	1.2460	10500.	66	23438	No
134	GOM_NL__2PRFIN20060824_115123_000000322050_00338_23438_1390.N1	24-AUG-2006 11:51:23	Bright	31.500	89	5Alp Cep	2.4510	8000.0	63	23438	No
135	GOM_NL__2PRFIN20060824_115849_000000302050_00338_23438_1391.N1	24-AUG-2006 11:58:49	Bright	30.000	49	1Alp UMi	1.9900	6300.0	60	23438	No
136	GOM_NL__2PRFIN20060824_121529_000000312050_00338_23438_1392.N1	24-AUG-2006 12:15:29	Bright	30.500	24	66Alp Gem	1.5800	10200.	61	23438	No
137	GOM_NL__2PRFIN20060824_122216_000000332050_00338_23438_1393.N1	24-AUG-2006 12:22:16	Twilight	32.500	153	3Bet CMi	2.8940	13100.	65	23438	No
138	GOM_NL__2PRFIN20060824_123008_000000442050_00338_23438_1394.N1	24-AUG-2006 12:30:08	Dark	44.000	1	9Alp CMa	-1.4400	11000.	88	23438	No
139	GOM_NL__2PRFIN20060824_123135_000000312050_00338_23438_1395.N1	24-AUG-2006 12:31:35	Dark	31.000	179	24Omi2CMa	3.0320	24000.	62	23438	No
140	GOM_NL__2PRFIN20060824_123303_000000362050_00338_23438_1396.N1	24-AUG-2006 12:33:03	Dark	35.500	23	21Eps CMa	1.5020	26000.	71	23438	No
141	GOM_NL__2PRFIN20060824_123450_000000362050_00338_23438_1397.N1	24-AUG-2006 12:34:50	Dark	36.000	117	Pi Pup	2.7060	3800.0	72	23438	No
142	GOM_NL__2PRFIN20060824_123952_000000422050_00338_23438_1398.N1	24-AUG-2006 12:39:52	Dark	41.500	2	Alp Car	-0.73600	7000.0	83	23438	No
143	GOM_NL__2PRFIN20060824_124954_000000342050_00339_23439_1381.N1	24-AUG-2006 12:49:54	Dark	33.500	143	Alp Hyi	2.8570	7200.0	67	23439	No
144	GOM_NL__2PRFIN20060824_125104_000000382050_00339_23439_1382.N1	24-AUG-2006 12:51:04	Dark	37.500	9	Alp Eri	0.45300	24000.	75	23439	No
145	GOM_NL__2PRFIN20060824_125605_000000362050_00339_23439_1383.N1	24-AUG-2006 12:56:05	Straylight	36.000	148	Alp Tuc	2.8780	4100.0	72	23439	No
146	GOM_NL__2PRFIN20060824_125943_000000332050_00339_23439_1384.N1	24-AUG-2006 12:59:43	Straylight	33.000	31	Alp Gru	1.7340	15200.	66	23439	No
147	GOM_NL__2PRFIN20060824_130236_000000332050_00339_23439_1385.N1	24-AUG-2006 13:02:36	Straylight	32.500	172	Gam Gru	3.0030	13100.	65	23439	No
148	GOM_NL__2PRFIN20060824_130854_000000462050_00339_23439_1386.N1	24-AUG-2006 13:08:54	Bright	45.500	142	49Del Cap	2.8500	8900.0	91	23439	No
149	GOM_NL__2PRFIN20060824_131209_000000342050_00339_23439_1387.N1	24-AUG-2006 13:12:09	Bright	33.500	154	22Bet Aqr	2.8990	5700.0	67	23439	No
150	GOM_NL__2PRFIN20060824_132336_000000302050_00339_23439_1388.N1	24-AUG-2006 13:23:36	Bright	29.500	92	53Eps Cyg	2.5000	4500.0	59	23439	No
151	GOM_NL__2PRFIN20060824_132521_000000322050_00339_23439_1389.N1	24-AUG-2006 13:25:21	Bright	31.500	66	37Gam Cyg	2.2080	5900.0	63	23439	No
152	GOM_NL__2PRFIN20060824_132648_000000312050_00339_23439_1390.N1	24-AUG-2006 13:26:48	Bright	30.500	19	50Alp Cyg	1.2460	10500.	61	23439	No
153	GOM_NL__2PRFIN20060824_133159_000000312050_00339_23439_1391.N1	24-AUG-2006 13:31:59	Bright	31.000	89	5Alp Cep	2.4510	8000.0	62	23439	No
154	GOM_NL__2PRFIN20060824_133924_000000302050_00339_23439_1392.N1	24-AUG-2006 13:39:24	Bright	29.500	49	1Alp UMi	1.9900	6300.0	59	23439	No
155	GOM_NL__2PRFIN20060824_135605_000000312050_00339_23439_1393.N1	24-AUG-2006 13:56:05	Bright	31.000	24	66Alp Gem	1.5800	10200.	62	23439	No
156	GOM_NL__2PRFIN20060824_140252_000000342050_00339_23439_1394.N1	24-AUG-2006 14:02:52	Twilight	34.000	153	3Bet CMi	2.8940	13100.	68	23439	No
157	GOM_NL__2PRFIN20060824_141044_000000402050_00339_23439_1395.N1	24-AUG-2006 14:10:44	Dark	39.500	1	9Alp CMa	-1.4400	11000.	79	23439	No
158	GOM_NL__2PRFIN20060824_141211_000000342050_00339_23439_1396.N1	24-AUG-2006 14:12:11	Dark	33.500	179	24Omi2CMa	3.0320	24000.	67	23439	No
159	GOM_NL__2PRFIN20060824_141339_000000372050_00339_23439_1397.N1	24-AUG-2006 14:13:39	Dark	36.500	23	21Eps CMa	1.5020	26000.	73	23439	No
160	GOM_NL__2PRFIN20060824_141526_000000372050_00339_23439_1398.N1	24-AUG-2006 14:15:26	Dark	36.500	117	Pi Pup	2.7060	3800.0	73	23439	No

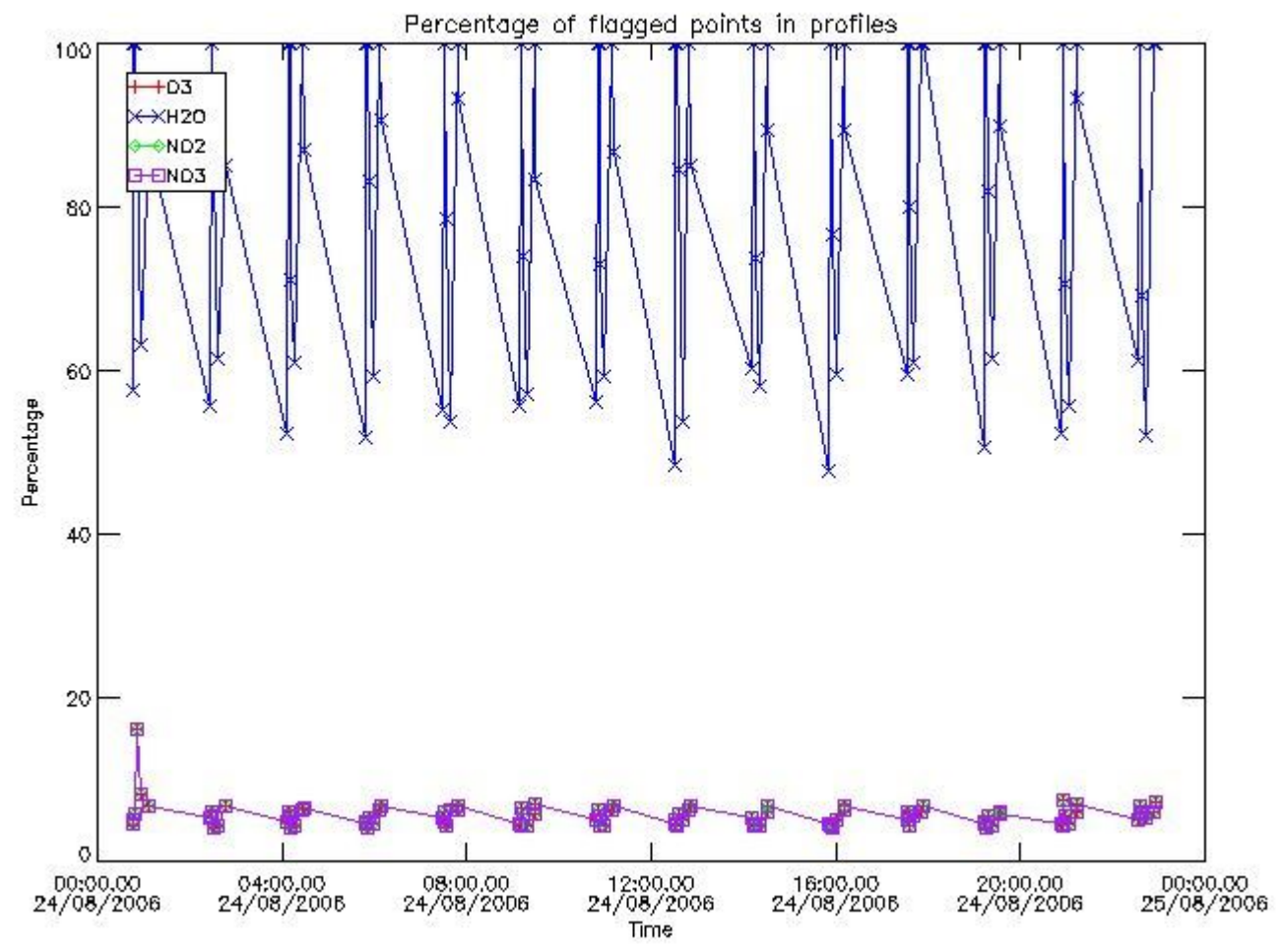
161	GOM_NL__2PRFIN20060824_142028_000000472050_00339_23439_1399.N1	24-AUG-2006 14:20:28	Dark	47.000	2	Alp Car	-0.73600	7000.0	94	23439	No
162	GOM_NL__2PRFIN20060824_143030_000000342050_00340_23440_1382.N1	24-AUG-2006 14:30:30	Dark	34.000	143	Alp Hyi	2.8570	7200.0	68	23440	No
163	GOM_NL__2PRFIN20060824_143140_000000382050_00340_23440_1383.N1	24-AUG-2006 14:31:40	Dark	38.000	9	Alp Eri	0.45300	24000.	76	23440	No
164	GOM_NL__2PRFIN20060824_143641_000000322050_00340_23440_1384.N1	24-AUG-2006 14:36:41	Straylight	31.500	148	Alp Tuc	2.8780	4100.0	63	23440	No
165	GOM_NL__2PRFIN20060824_144019_000000342050_00340_23440_1385.N1	24-AUG-2006 14:40:19	Straylight	33.500	31	Alp Gru	1.7340	15200.	67	23440	No
166	GOM_NL__2PRFIN20060824_144312_000000322050_00340_23440_1386.N1	24-AUG-2006 14:43:12	Straylight	31.500	172	Gam Gru	3.0030	13100.	63	23440	No
167	GOM_NL__2PRFIN20060824_144930_000000412050_00340_23440_1387.N1	24-AUG-2006 14:49:30	Bright	41.000	142	49Del Cap	2.8500	8900.0	82	23440	No
168	GOM_NL__2PRFIN20060824_145245_000000342050_00340_23440_1388.N1	24-AUG-2006 14:52:45	Bright	34.000	154	22Bet Aqr	2.8990	5700.0	68	23440	No
169	GOM_NL__2PRFIN20060824_150412_000000322050_00340_23440_1389.N1	24-AUG-2006 15:04:12	Bright	31.500	92	53Eps Cyg	2.5000	4500.0	63	23440	No
170	GOM_NL__2PRFIN20060824_150557_000000312050_00340_23440_1390.N1	24-AUG-2006 15:05:57	Bright	31.000	66	37Gam Cyg	2.2080	5900.0	62	23440	No
171	GOM_NL__2PRFIN20060824_150724_000000322050_00340_23440_1391.N1	24-AUG-2006 15:07:24	Bright	31.500	19	50Alp Cyg	1.2460	10500.	63	23440	No
172	GOM_NL__2PRFIN20060824_151235_000000312050_00340_23440_1392.N1	24-AUG-2006 15:12:35	Bright	31.000	89	5Alp Cep	2.4510	8000.0	62	23440	No
173	GOM_NL__2PRFIN20060824_152000_000000302050_00340_23440_1393.N1	24-AUG-2006 15:20:00	Bright	30.000	49	1Alp UMi	1.9900	6300.0	60	23440	No
174	GOM_NL__2PRFIN20060824_153641_000000292050_00340_23440_1394.N1	24-AUG-2006 15:36:41	Bright	28.500	24	66Alp Gem	1.5800	10200.	57	23440	No
175	GOM_NL__2PRFIN20060824_154329_000000352050_00340_23440_1395.N1	24-AUG-2006 15:43:29	Twilight	34.500	153	3Bet CMi	2.8940	13100.	69	23440	No
176	GOM_NL__2PRFIN20060824_155120_000000462050_00340_23440_1396.N1	24-AUG-2006 15:51:20	Dark	45.500	1	9Alp CMa	-1.4400	11000.	91	23440	No
177	GOM_NL__2PRFIN20060824_155248_000000342050_00340_23440_1397.N1	24-AUG-2006 15:52:48	Dark	33.500	179	24Omi2CMa	3.0320	24000.	67	23440	No
178	GOM_NL__2PRFIN20060824_155416_000000352050_00340_23440_1398.N1	24-AUG-2006 15:54:16	Dark	35.000	23	21Eps CMa	1.5020	26000.	70	23440	No
179	GOM_NL__2PRFIN20060824_155602_000000372050_00340_23440_1399.N1	24-AUG-2006 15:56:02	Dark	37.000	117	Pi Pup	2.7060	3800.0	74	23440	No
180	GOM_NL__2PRFIN20060824_160105_000000402050_00340_23440_1400.N1	24-AUG-2006 16:01:05	Dark	40.000	2	Alp Car	-0.73600	7000.0	80	23440	No
181	GOM_NL__2PRFIN20060824_161107_000000342050_00341_23441_1384.N1	24-AUG-2006 16:11:07	Dark	33.500	143	Alp Hyi	2.8570	7200.0	67	23441	No
182	GOM_NL__2PRFIN20060824_161217_000000382050_00341_23441_1385.N1	24-AUG-2006 16:12:17	Dark	38.000	9	Alp Eri	0.45300	24000.	76	23441	No
183	GOM_NL__2PRFIN20060824_161718_000000322050_00341_23441_1386.N1	24-AUG-2006 16:17:18	Straylight	32.000	148	Alp Tuc	2.8780	4100.0	64	23441	No
184	GOM_NL__2PRFIN20060824_162055_000000342050_00341_23441_1387.N1	24-AUG-2006 16:20:55	Straylight	34.000	31	Alp Gru	1.7340	15200.	68	23441	No
185	GOM_NL__2PRFIN20060824_162348_000000352050_00341_23441_1388.N1	24-AUG-2006 16:23:48	Straylight	35.000	172	Gam Gru	3.0030	13100.	70	23441	No
186	GOM_NL__2PRFIN20060824_163006_000000382050_00341_23441_1389.N1	24-AUG-2006 16:30:06	Bright	38.000	142	49Del Cap	2.8500	8900.0	76	23441	No
187	GOM_NL__2PRFIN20060824_163321_000000342050_00341_23441_1390.N1	24-AUG-2006 16:33:21	Bright	33.500	154	22Bet Aqr	2.8990	5700.0	67	23441	No
188	GOM_NL__2PRFIN20060824_164448_000000292050_00341_23441_1391.N1	24-AUG-2006 16:44:48	Bright	29.000	92	53Eps Cyg	2.5000	4500.0	58	23441	No
189	GOM_NL__2PRFIN20060824_164633_000000292050_00341_23441_1392.N1	24-AUG-2006 16:46:33	Bright	28.500	66	37Gam Cyg	2.2080	5900.0	57	23441	No
190	GOM_NL__2PRFIN20060824_164759_000000302050_00341_23441_1393.N1	24-AUG-2006 16:47:59	Bright	30.000	19	50Alp Cyg	1.2460	10500.	60	23441	No
191	GOM_NL__2PRFIN20060824_165310_000000302050_00341_23441_1394.N1	24-AUG-2006 16:53:10	Bright	30.000	89	5Alp Cep	2.4510	8000.0	60	23441	No
192	GOM_NL__2PRFIN20060824_170036_000000322050_00341_23441_1395.N1	24-AUG-2006 17:00:36	Bright	31.500	49	1Alp UMi	1.9900	6300.0	63	23441	No
193	GOM_NL__2PRFIN20060824_171717_000000392050_00341_23441_1396.N1	24-AUG-2006 17:17:17	Bright	38.500	24	66Alp Gem	1.5800	10200.	77	23441	No
194	GOM_NL__2PRFIN20060824_172405_000000342050_00341_23441_1397.N1	24-AUG-2006 17:24:05	Twilight	34.000	153	3Bet CMi	2.8940	13100.	68	23441	No
195	GOM_NL__2PRFIN20060824_173157_000000402050_00341_23441_1398.N1	24-AUG-2006 17:31:57	Dark	40.000	1	9Alp CMa	-1.4400	11000.	80	23441	No
196	GOM_NL__2PRFIN20060824_173324_000000352050_00341_23441_1399.N1	24-AUG-2006 17:33:24	Dark	34.500	179	24Omi2CMa	3.0320	24000.	69	23441	No
197	GOM_NL__2PRFIN20060824_173452_000000372050_00341_23441_1400.N1	24-AUG-2006 17:34:52	Dark	36.500	23	21Eps CMa	1.5020	26000.	73	23441	No
198	GOM_NL__2PRFIN20060824_173639_000000382050_00341_23441_1401.N1	24-AUG-2006 17:36:39	Dark	38.000	117	Pi Pup	2.7060	3800.0	76	23441	No
199	GOM_NL__2PRFIN20060824_174141_000000382050_00341_23441_1402.N1	24-AUG-2006 17:41:41	Dark	37.500	2	Alp Car	-0.73600	7000.0	75	23441	No
200	GOM_NL__2PRFIN20060824_175143_000000342050_00342_23442_1385.N1	24-AUG-2006 17:51:43	Dark	34.000	143	Alp Hyi	2.8570	7200.0	68	23442	No
201	GOM_NL__2PRFIN20060824_175253_000000392050_00342_23442_1386.N1	24-AUG-2006 17:52:53	Dark	38.500	9	Alp Eri	0.45300	24000.	77	23442	No
202	GOM_NL__2PRFIN20060824_175754_000000322050_00342_23442_1387.N1	24-AUG-2006 17:57:54	Straylight	31.500	148	Alp Tuc	2.8780	4100.0	63	23442	No
203	GOM_NL__2PRFIN20060824_180131_000000412050_00342_23442_1388.N1	24-AUG-2006 18:01:31	Straylight	41.000	31	Alp Gru	1.7340	15200.	82	23442	No
204	GOM_NL__2PRFIN20060824_180424_000000352050_00342_23442_1389.N1	24-AUG-2006 18:04:24	Straylight	35.000	172	Gam Gru	3.0030	13100.	70	23442	No
205	GOM_NL__2PRFIN20060824_181042_000000472050_00342_23442_1390.N1	24-AUG-2006 18:10:42	Bright	47.000	142	49Del Cap	2.8500	8900.0	94	23442	No
206	GOM_NL__2PRFIN20060824_181357_000000342050_00342_23442_1391.N1	24-AUG-2006 18:13:57	Bright	33.500	154	22Bet Aqr	2.8990	5700.0	67	23442	No
207	GOM_NL__2PRFIN20060824_182524_000000322050_00342_23442_1392.N1	24-AUG-2006 18:25:24	Bright	31.500	92	53Eps Cyg	2.5000	4500.0	63	23442	No
208	GOM_NL__2PRFIN20060824_182709_000000322050_00342_23442_1393.N1	24-AUG-2006 18:27:09	Bright	31.500	66	37Gam Cyg	2.2080	5900.0	63	23442	No
209	GOM_NL__2PRFIN20060824_182835_000000322050_00342_23442_1394.N1	24-AUG-2006 18:28:35	Bright	32.000	19	50Alp Cyg	1.2460	10500.	64	23442	No
210	GOM_NL__2PRFIN20060824_183346_000000312050_00342_23442_1395.N1	24-AUG-2006 18:33:46	Bright	30.500	89	5Alp Cep	2.4510	8000.0	61	23442	No
211	GOM_NL__2PRFIN20060824_184112_000000312050_00342_23442_1396.N1	24-AUG-2006 18:41:12	Bright	31.000	49	1Alp UMi	1.9900	6300.0	62	23442	No
212	GOM_NL__2PRFIN20060824_185753_000000472050_00342_23442_1397.N1	24-AUG-2006 18:57:53	Bright	47.000	24	66Alp Gem	1.5800	10200.	94	23442	No
213	GOM_NL__2PRFIN20060824_190441_000000332050_00342_23442_1398.N1	24-AUG-2006 19:04:41	Twilight	33.000	153	3Bet CMi	2.8940	13100.	66	23442	No
214	GOM_NL__2PRFIN20060824_191233_000000462050_00342_23442_1399.N1	24-AUG-2006 19:12:33	Dark	46.000	1	9Alp CMa	-1.4400	11000.	92	23442	No
215	GOM_NL__2PRFIN20060824_191400_000000332050_00342_23442_1400.N1	24-AUG-2006 19:14:00	Dark	33.000	179	24Omi2CMa	3.0320	24000.	66	23442	No
216	GOM_NL__2PRFIN20060824_191528_000000382050_00342_23442_1401.N1	24-AUG-2006 19:15:28	Dark	38.000	23	21Eps CMa	1.5020	26000.	76	23442	No
217	GOM_NL__2PRFIN20060824_191715_000000372050_00342_23442_1402.N1	24-AUG-2006 19:17:15	Dark	36.500	117	Pi Pup	2.7060	3800.0	73	23442	No
218	GOM_NL__2PRFIN20060824_192217_000000472050_00342_23442_1403.N1	24-AUG-2006 19:22:17	Dark	47.000	2	Alp Car	-0.73600	7000.0	94	23442	No
219	GOM_NL__2PRFIN20060824_193220_000000342050_00343_23443_1263.N1	24-AUG-2006 19:32:20	Dark	34.000	143	Alp Hyi	2.8570	7200.0	68	23443	No

220	GOM_NL__2PRFIN20060824_193330_000000452050_00343_23443_1264.N1	24-AUG-2006 19:33:30	Dark	44.500	9	Alp Eri	0.45300	24000.	89	23443	No
221	GOM_NL__2PRFIN20060824_193830_000000322050_00343_23443_1265.N1	24-AUG-2006 19:38:30	Straylight	32.000	148	Alp Tuc	2.8780	4100.0	64	23443	No
222	GOM_NL__2PRFIN20060824_194208_000000332050_00343_23443_1266.N1	24-AUG-2006 19:42:08	Straylight	32.500	31	Alp Gru	1.7340	15200.	65	23443	No
223	GOM_NL__2PRFIN20060824_194501_000000352050_00343_23443_1267.N1	24-AUG-2006 19:45:01	Straylight	34.500	172	Gam Gru	3.0030	13100.	69	23443	No
224	GOM_NL__2PRFIN20060824_195118_000000372050_00343_23443_1268.N1	24-AUG-2006 19:51:18	Bright	36.500	142	49Del Cap	2.8500	8900.0	73	23443	No
225	GOM_NL__2PRFIN20060824_195433_000000342050_00343_23443_1269.N1	24-AUG-2006 19:54:33	Bright	33.500	154	22Bet Aqr	2.8990	5700.0	67	23443	No
226	GOM_NL__2PRFIN20060824_200559_000000312050_00343_23443_1270.N1	24-AUG-2006 20:05:59	Bright	31.000	92	53Eps Cyg	2.5000	4500.0	62	23443	No
227	GOM_NL__2PRFIN20060824_200744_000000312050_00343_23443_1271.N1	24-AUG-2006 20:07:44	Bright	31.000	66	37Gam Cyg	2.2080	5900.0	62	23443	No
228	GOM_NL__2PRFIN20060824_200911_000000322050_00343_23443_1272.N1	24-AUG-2006 20:09:11	Bright	32.000	19	50Alp Cyg	1.2460	10500.	64	23443	No
229	GOM_NL__2PRFIN20060824_201422_000000312050_00343_23443_1273.N1	24-AUG-2006 20:14:22	Bright	31.000	89	5Alp Cep	2.4510	8000.0	62	23443	No
230	GOM_NL__2PRFIN20060824_202148_000000302050_00343_23443_1274.N1	24-AUG-2006 20:21:48	Bright	30.000	49	1Alp UMi	1.9900	6300.0	60	23443	No
231	GOM_NL__2PRFIN20060824_203829_000000342050_00343_23443_1275.N1	24-AUG-2006 20:38:29	Bright	33.500	24	66Alp Gem	1.5800	10200.	67	23443	No
232	GOM_NL__2PRFIN20060824_204517_000000332050_00343_23443_1276.N1	24-AUG-2006 20:45:17	Twilight	32.500	153	3Bet CMi	2.8940	13100.	65	23443	No
233	GOM_NL__2PRFIN20060824_205309_000000452050_00343_23443_1277.N1	24-AUG-2006 20:53:09	Dark	44.500	1	9Alp CMa	-1.4400	11000.	89	23443	No
234	GOM_NL__2PRFIN20060824_205437_000000342050_00343_23443_1278.N1	24-AUG-2006 20:54:37	Dark	34.000	179	24Omi2CMa	3.0320	24000.	68	23443	No
235	GOM_NL__2PRFIN20060824_205605_000000352050_00343_23443_1279.N1	24-AUG-2006 20:56:05	Dark	35.000	23	21Eps CMa	1.5020	26000.	70	23443	No
236	GOM_NL__2PRFIN20060824_205751_000000382050_00343_23443_1280.N1	24-AUG-2006 20:57:51	Dark	38.000	117	Pi Pup	2.7060	3800.0	76	23443	No
237	GOM_NL__2PRFIN20060824_210254_000000462050_00343_23443_1281.N1	24-AUG-2006 21:02:54	Dark	45.500	2	Alp Car	-0.73600	7000.0	91	23443	No
238	GOM_NL__2PRFIN20060824_211256_000000342050_00344_23444_1263.N1	24-AUG-2006 21:12:56	Dark	34.000	143	Alp Hyi	2.8570	7200.0	68	23444	No
239	GOM_NL__2PRFIN20060824_211407_000000372050_00344_23444_1264.N1	24-AUG-2006 21:14:07	Dark	37.000	9	Alp Eri	0.45300	24000.	74	23444	No
240	GOM_NL__2PRFIN20060824_211906_000000412050_00344_23444_1265.N1	24-AUG-2006 21:19:06	Straylight	41.000	148	Alp Tuc	2.8780	4100.0	82	23444	No
241	GOM_NL__2PRFIN20060824_212244_000000352050_00344_23444_1266.N1	24-AUG-2006 21:22:44	Straylight	34.500	31	Alp Gru	1.7340	15200.	69	23444	No
242	GOM_NL__2PRFIN20060824_212537_000000352050_00344_23444_1267.N1	24-AUG-2006 21:25:37	Straylight	35.000	172	Gam Gru	3.0030	13100.	70	23444	No
243	GOM_NL__2PRFIN20060824_213154_000000392050_00344_23444_1268.N1	24-AUG-2006 21:31:54	Bright	39.000	142	49Del Cap	2.8500	8900.0	78	23444	No
244	GOM_NL__2PRFIN20060824_213509_000000342050_00344_23444_1269.N1	24-AUG-2006 21:35:09	Bright	34.000	154	22Bet Aqr	2.8990	5700.0	68	23444	No
245	GOM_NL__2PRFIN20060824_214635_000000292050_00344_23444_1270.N1	24-AUG-2006 21:46:35	Bright	29.000	92	53Eps Cyg	2.5000	4500.0	58	23444	No
246	GOM_NL__2PRFIN20060824_214820_000000302050_00344_23444_1271.N1	24-AUG-2006 21:48:20	Bright	29.500	66	37Gam Cyg	2.2080	5900.0	59	23444	No
247	GOM_NL__2PRFIN20060824_214947_000000322050_00344_23444_1272.N1	24-AUG-2006 21:49:47	Bright	31.500	19	50Alp Cyg	1.2460	10500.	63	23444	No
248	GOM_NL__2PRFIN20060824_215458_000000282050_00344_23444_1273.N1	24-AUG-2006 21:54:58	Bright	27.500	89	5Alp Cep	2.4510	8000.0	55	23444	No
249	GOM_NL__2PRFIN20060824_220224_000000302050_00344_23444_1274.N1	24-AUG-2006 22:02:24	Bright	29.500	49	1Alp UMi	1.9900	6300.0	59	23444	No
250	GOM_NL__2PRFIN20060824_221905_000000292050_00344_23444_1275.N1	24-AUG-2006 22:19:05	Bright	28.500	24	66Alp Gem	1.5800	10200.	57	23444	No
251	GOM_NL__2PRFIN20060824_222553_000000332050_00344_23444_1276.N1	24-AUG-2006 22:25:53	Twilight	33.000	153	3Bet CMi	2.8940	13100.	66	23444	No
252	GOM_NL__2PRFIN20060824_223346_000000412050_00344_23444_1277.N1	24-AUG-2006 22:33:46	Dark	40.500	1	9Alp CMa	-1.4400	11000.	81	23444	No
253	GOM_NL__2PRFIN20060824_223513_000000342050_00344_23444_1278.N1	24-AUG-2006 22:35:13	Dark	34.000	179	24Omi2CMa	3.0320	24000.	68	23444	No
254	GOM_NL__2PRFIN20060824_223641_000000382050_00344_23444_1279.N1	24-AUG-2006 22:36:41	Dark	37.500	23	21Eps CMa	1.5020	26000.	75	23444	No
255	GOM_NL__2PRFIN20060824_223827_000000362050_00344_23444_1280.N1	24-AUG-2006 22:38:27	Dark	36.000	117	Pi Pup	2.7060	3800.0	72	23444	No
256	GOM_NL__2PRFIN20060824_224330_000000392050_00344_23444_1281.N1	24-AUG-2006 22:43:30	Dark	39.000	2	Alp Car	-0.73600	7000.0	78	23444	No
257	GOM_NL__2PRFIN20060824_225333_000000352050_00345_23445_1263.N1	24-AUG-2006 22:53:33	Dark	34.500	143	Alp Hyi	2.8570	7200.0	69	23445	No
258	GOM_NL__2PRFIN20060824_225443_000000362050_00345_23445_1264.N1	24-AUG-2006 22:54:43	Dark	36.000	9	Alp Eri	0.45300	24000.	72	23445	No
259	GOM_NL__2PRFIN20060824_225942_000000332050_00345_23445_1265.N1	24-AUG-2006 22:59:42	Straylight	32.500	148	Alp Tuc	2.8780	4100.0	65	23445	No
260	GOM_NL__2PRFIN20060824_230320_000000352050_00345_23445_1266.N1	24-AUG-2006 23:03:20	Straylight	34.500	31	Alp Gru	1.7340	15200.	69	23445	No
261	GOM_NL__2PRFIN20060824_230613_000000342050_00345_23445_1267.N1	24-AUG-2006 23:06:13	Straylight	33.500	172	Gam Gru	3.0030	13100.	67	23445	No
262	GOM_NL__2PRFIN20060824_231230_000000382050_00345_23445_1268.N1	24-AUG-2006 23:12:30	Bright	38.000	142	49Del Cap	2.8500	8900.0	76	23445	No
263	GOM_NL__2PRFIN20060824_231545_000000342050_00345_23445_1269.N1	24-AUG-2006 23:15:45	Bright	33.500	154	22Bet Aqr	2.8990	5700.0	67	23445	No
264	GOM_NL__2PRFIN20060824_232711_000000292050_00345_23445_1270.N1	24-AUG-2006 23:27:11	Bright	29.000	92	53Eps Cyg	2.5000	4500.0	58	23445	No
265	GOM_NL__2PRFIN20060824_232856_000000292050_00345_23445_1271.N1	24-AUG-2006 23:28:56	Bright	28.500	66	37Gam Cyg	2.2080	5900.0	57	23445	No
266	GOM_NL__2PRFIN20060824_233023_000000322050_00345_23445_1272.N1	24-AUG-2006 23:30:23	Bright	32.000	19	50Alp Cyg	1.2460	10500.	64	23445	No
267	GOM_NL__2PRFIN20060824_233533_000000482050_00345_23445_1273.N1	24-AUG-2006 23:35:33	Bright	48.000	89	5Alp Cep	2.4510	8000.0	96	23445	No
268	GOM_NL__2PRFIN20060824_234300_000000302050_00345_23445_1274.N1	24-AUG-2006 23:43:00	Bright	29.500	49	1Alp UMi	1.9900	6300.0	59	23445	No
269	GOM_NL__2PRFIN20060824_235941_000000362050_00345_23445_1275.N1	24-AUG-2006 23:59:41	Bright	36.000	24	66Alp Gem	1.5800	10200.	72	23445	No

3. Quality information per product

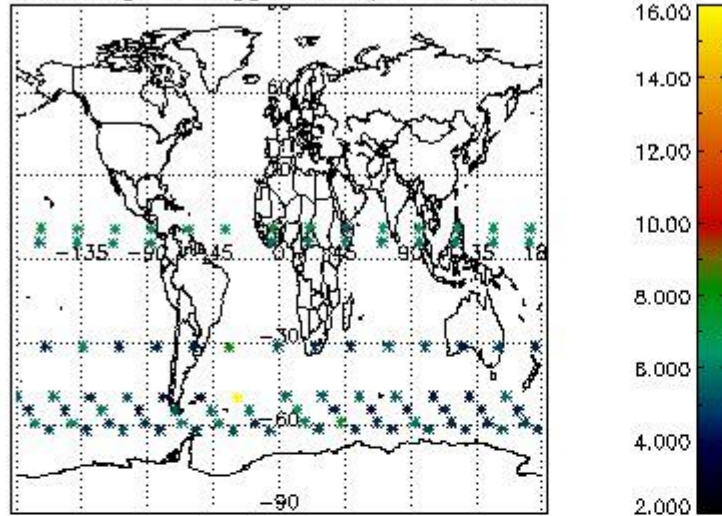
In this section it is plotted some information contained in the Quality Summary data set of the level 2 products. Only products in dark limb conditions and without errors (error flag in the MPH set to "0") are used.

3.1 Plot quality information per product (time dependant)

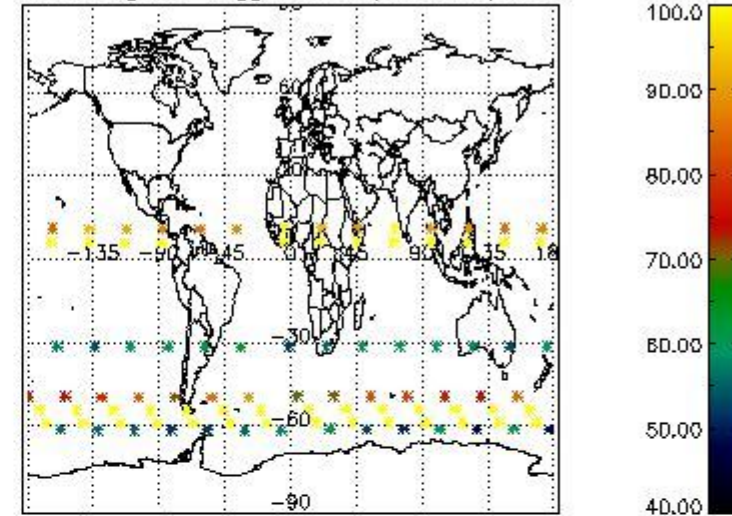


3.2 Plot quality information per product (world map)

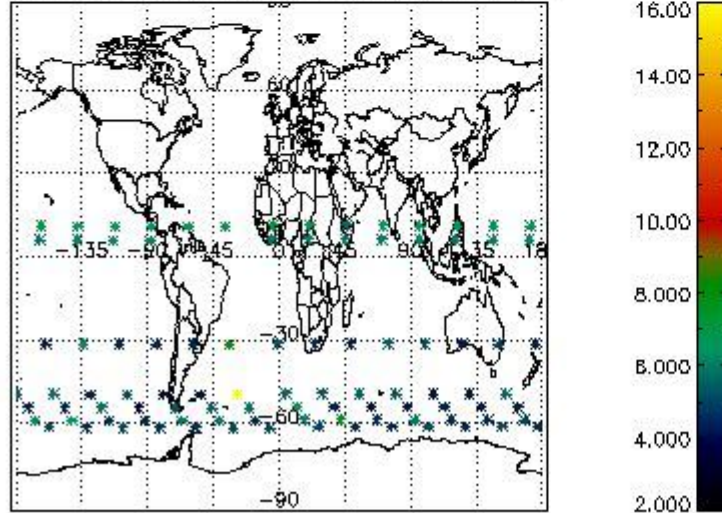
Percentage of flagged data per O3 profile



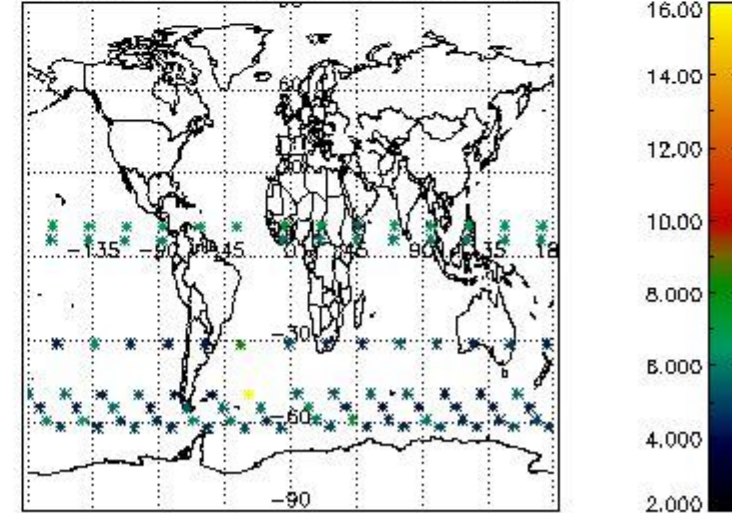
Percentage of flagged data per H2O profile



Percentage of flagged data per NO2 profile



Percentage of flagged data per NO3 profile

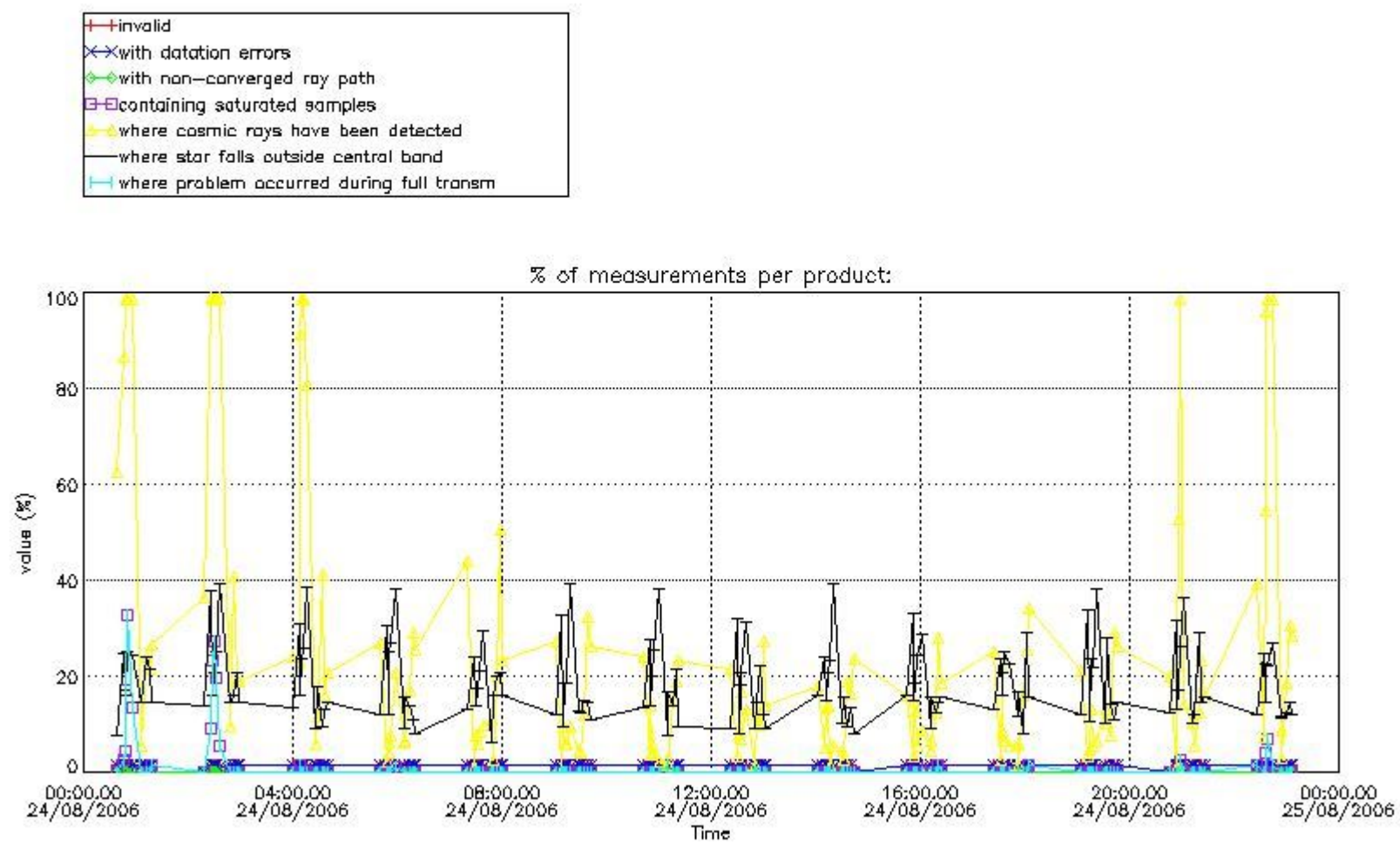


4. Level 1 quality information per product

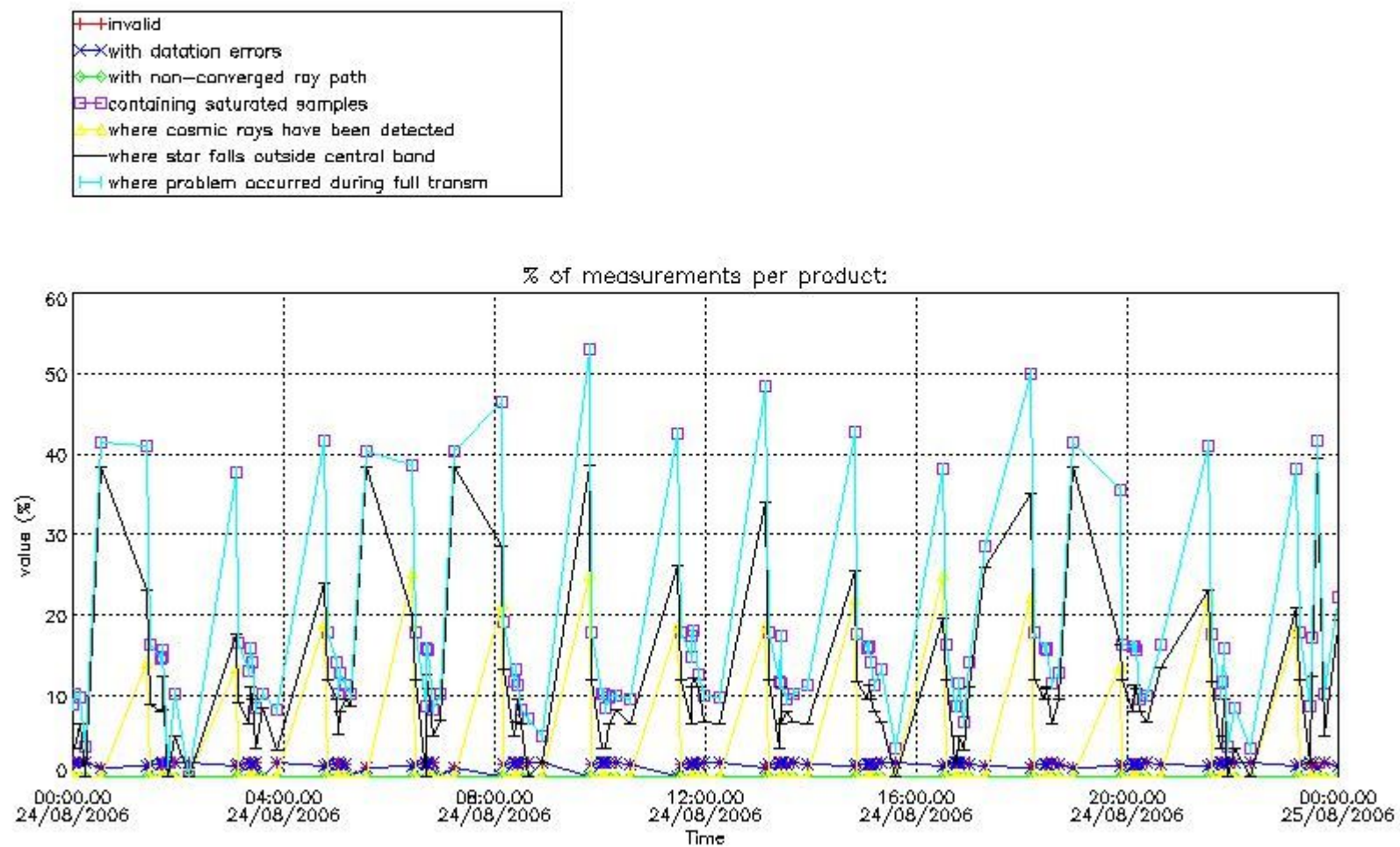
In this section it is plotted some information contained in the Quality Summary data set of the level 2 products that comes from the level 1b processing. Products without errors (error flag in the MPH set to "0") are used.

4.1 Plot quality information per product (time dependant) coming from level 1b processing

4.1.1 Plot level 1 quality information per product (time dependant): ENVISAT ASCENDING passes

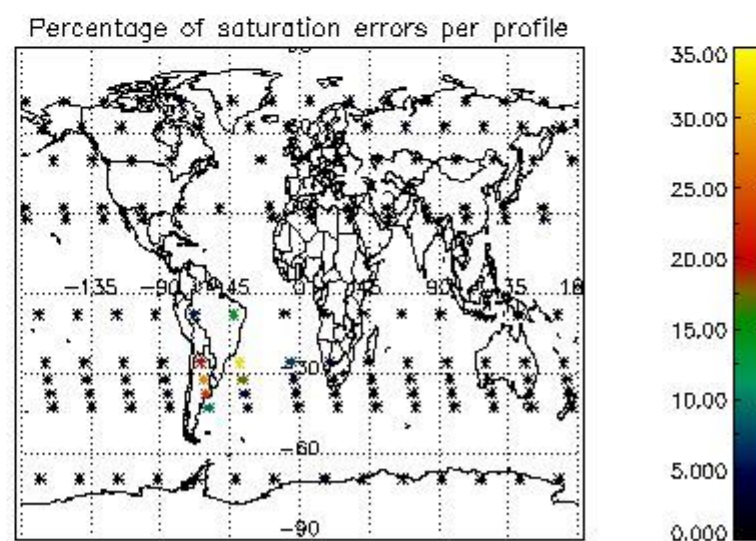
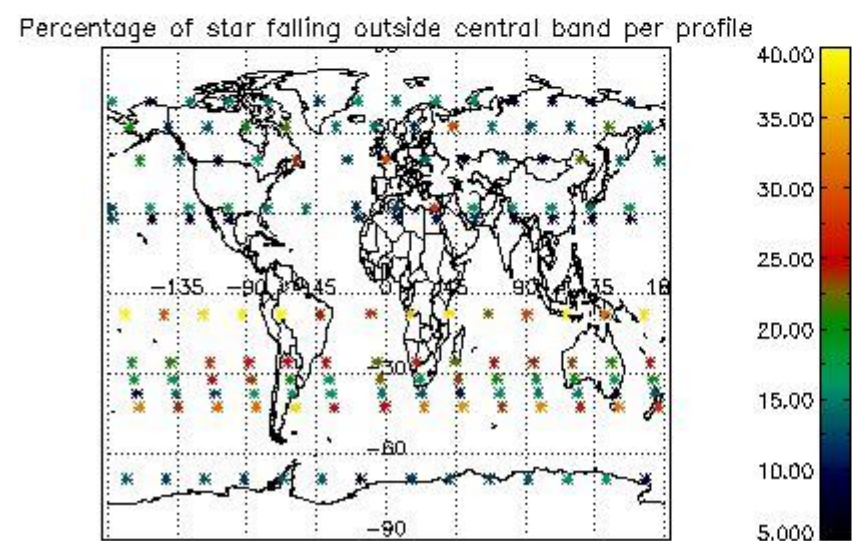
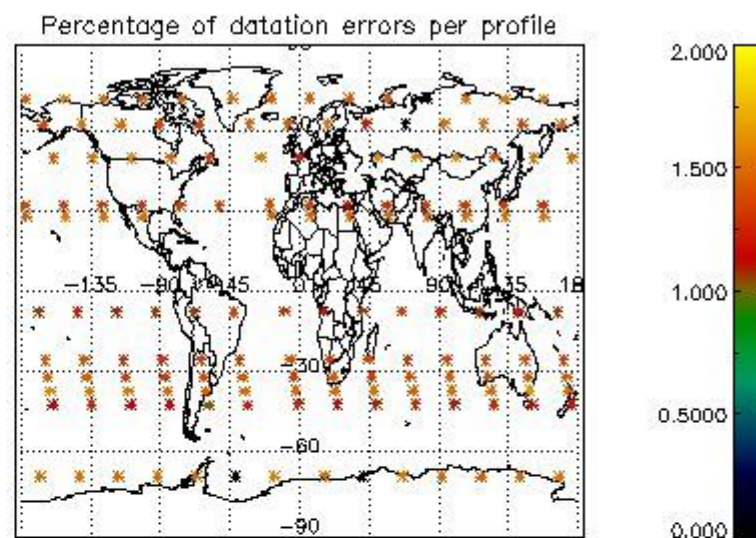
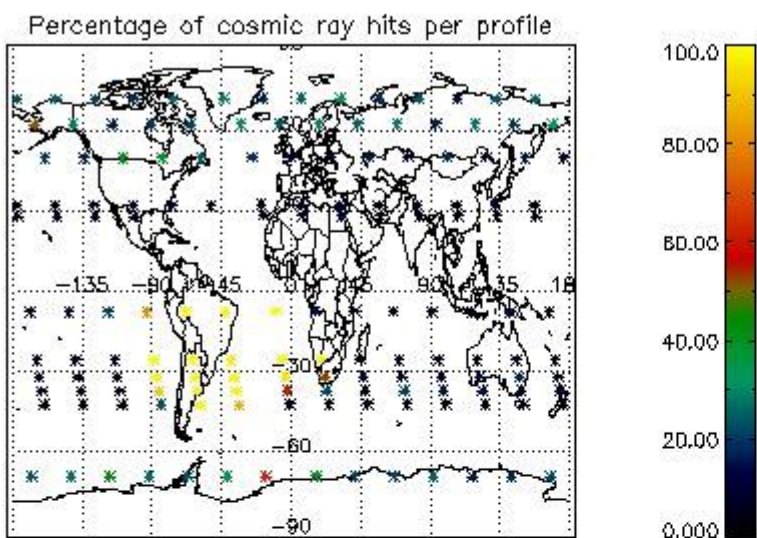


4.1.2 Plot level 1 quality information per product (time dependant): ENVI SAT DESCENDING passes

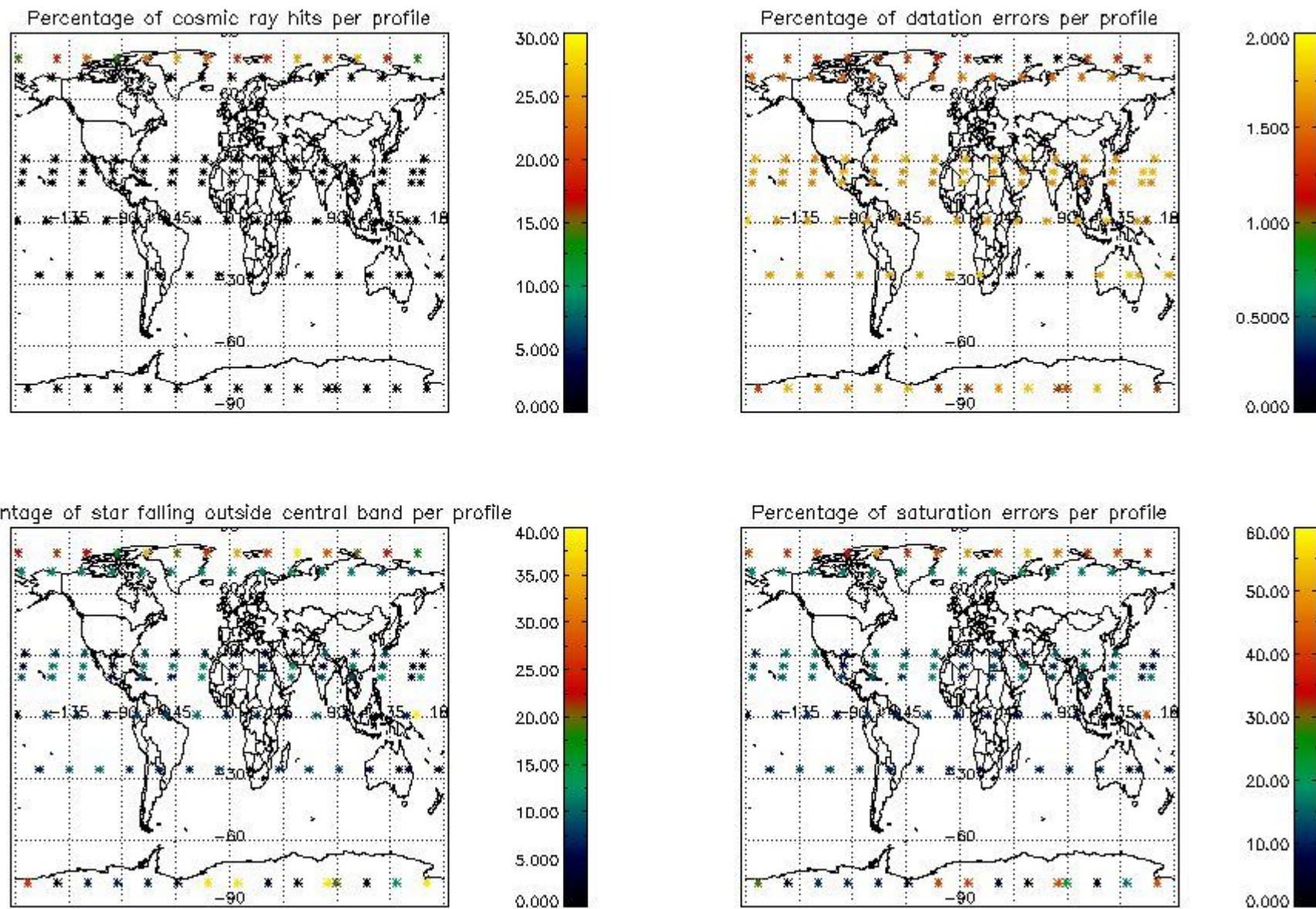


4.2 Plot quality information per product coming from level 1b processing (world map)

4.2.1 Plot level 1 quality information per product (world map): ENVISAT ASCENDING passes



4.2.2 Plot level 1 quality information per product (world map): ENVISAT DESCENDING passes



5. Trace gas profiles

5.1 Ozone statistics based on quality of products

The final quality of the products can be "measured" using the STD (Standard Deviation) attached to every point profile. This information is written to the parameter GOM_NL__2P/NL_LOCAL_SPECIES_DENSITY/o3_std of the level 2 products. The table below shows the statistics for given STD ranges.

The statistics are given with respect to the overall valid production:

- Products without fatal errors: GOM_NL__2P/MPH/PRODUCT_ERR=0
- Valid point profile: GOM_NL__2P/NL_LOCAL_SPECIES_DENSITY/pcd(0)=0

The 'Criteria' is applied to valid points of dark limb products:

- Products in dark limb illumination condition: GOM_NL__2P/NL_SUMMARY_QUALITY/obs_ill_cond=0
- Products without fatal errors: GOM_NL__2P/MPH/PRODUCT_ERR=0
- Valid point profile: GOM_NL__2P/NL_LOCAL_SPECIES_DENSITY/pcd(0)=0

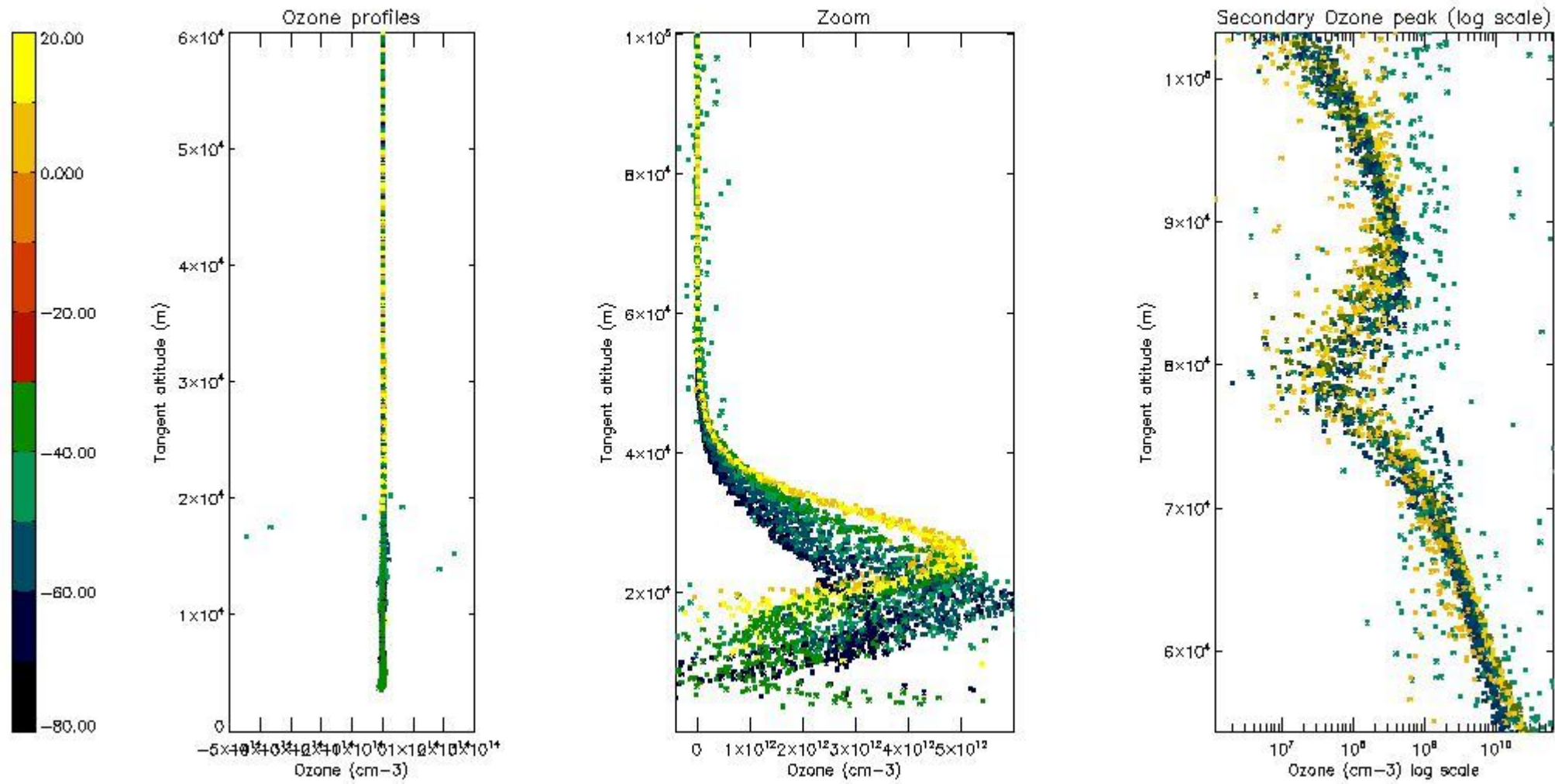
So, the table below shows the percentage of dark limb and valid observations for each criteria with respect to the overall valid daily observations.

Criteria	% of total production
All STD	40
STD < 20	27

STD < 10	22
STD < 5	17

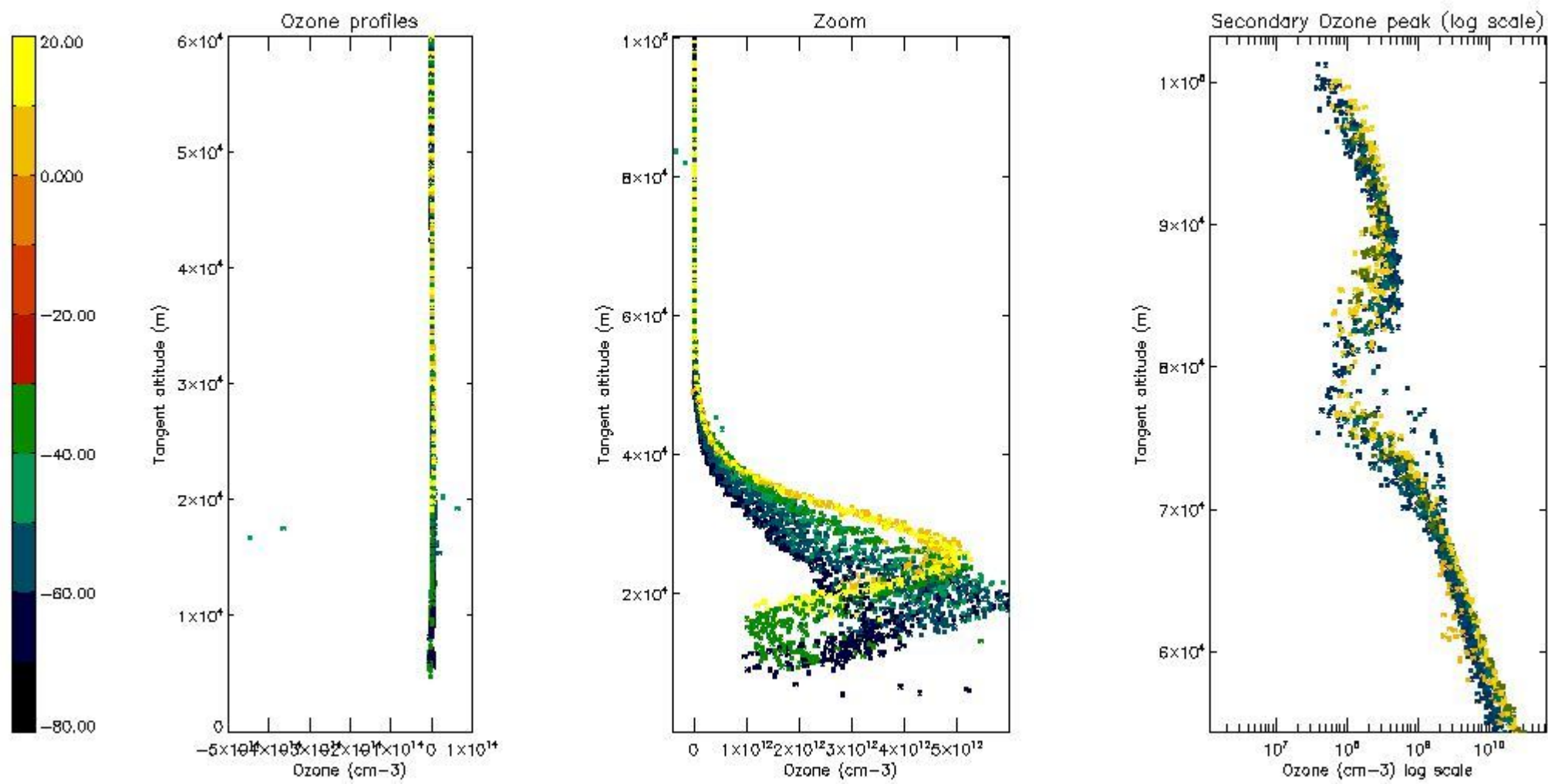
5.2 Plot ozone profiles for all STD (dark without errors)

The colorbar represents the latitude.



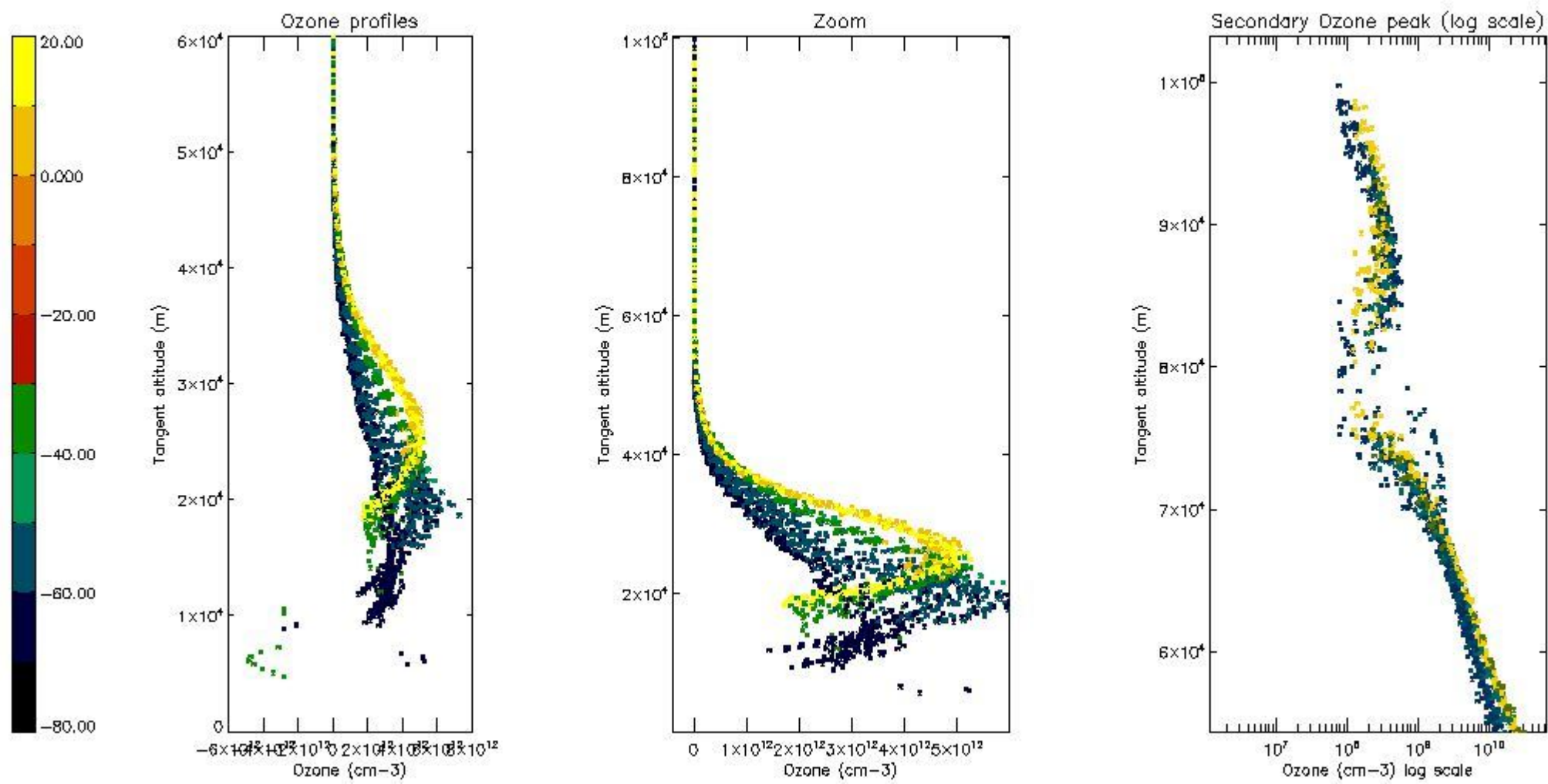
5.3 Plot ozone profiles where STD < 20% (dark without errors)

The colorbar represents the latitude.



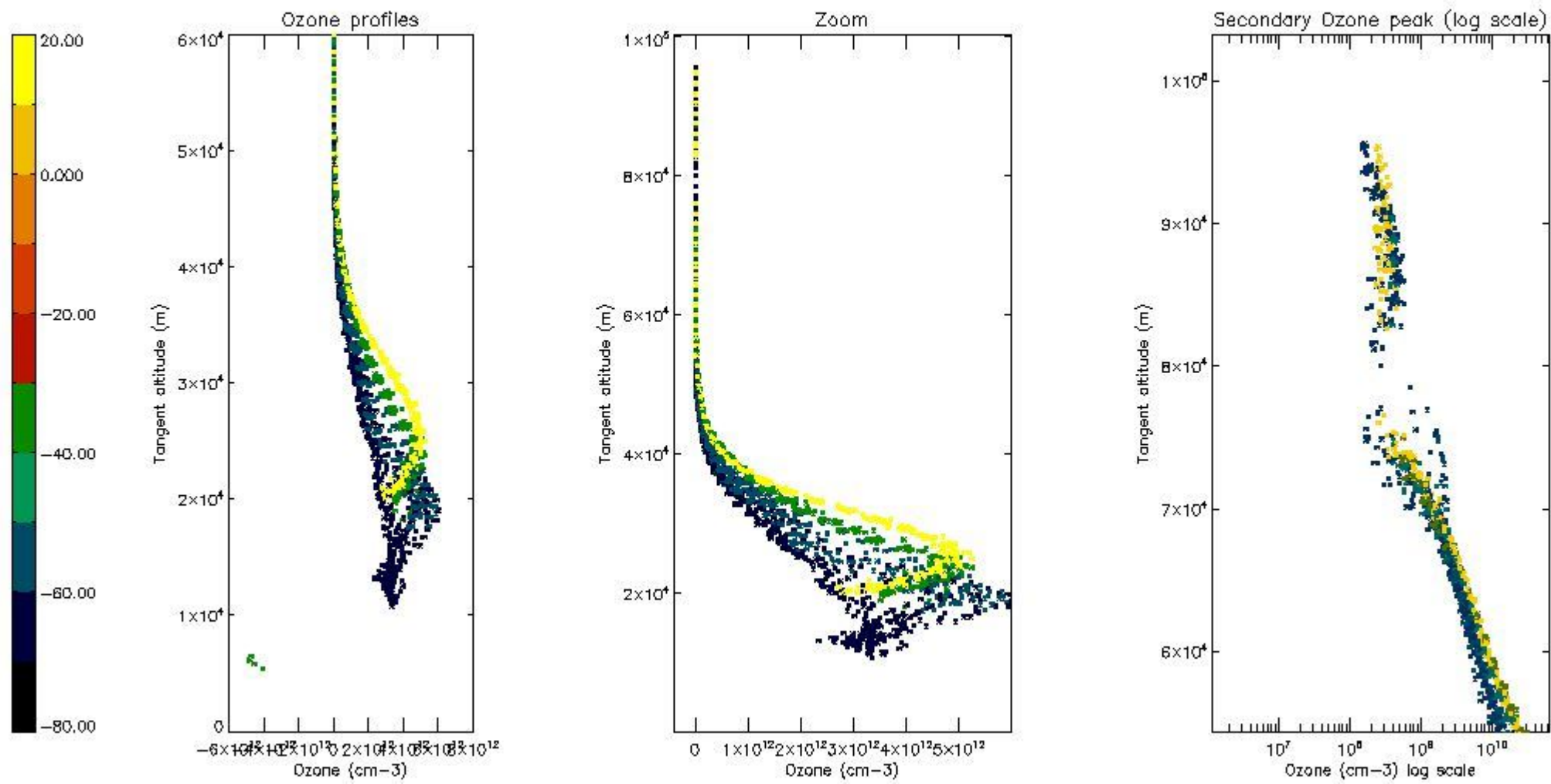
5.4 Plot ozone profiles where $STD < 10\%$ (dark without errors)

The colorbar represents the latitude.



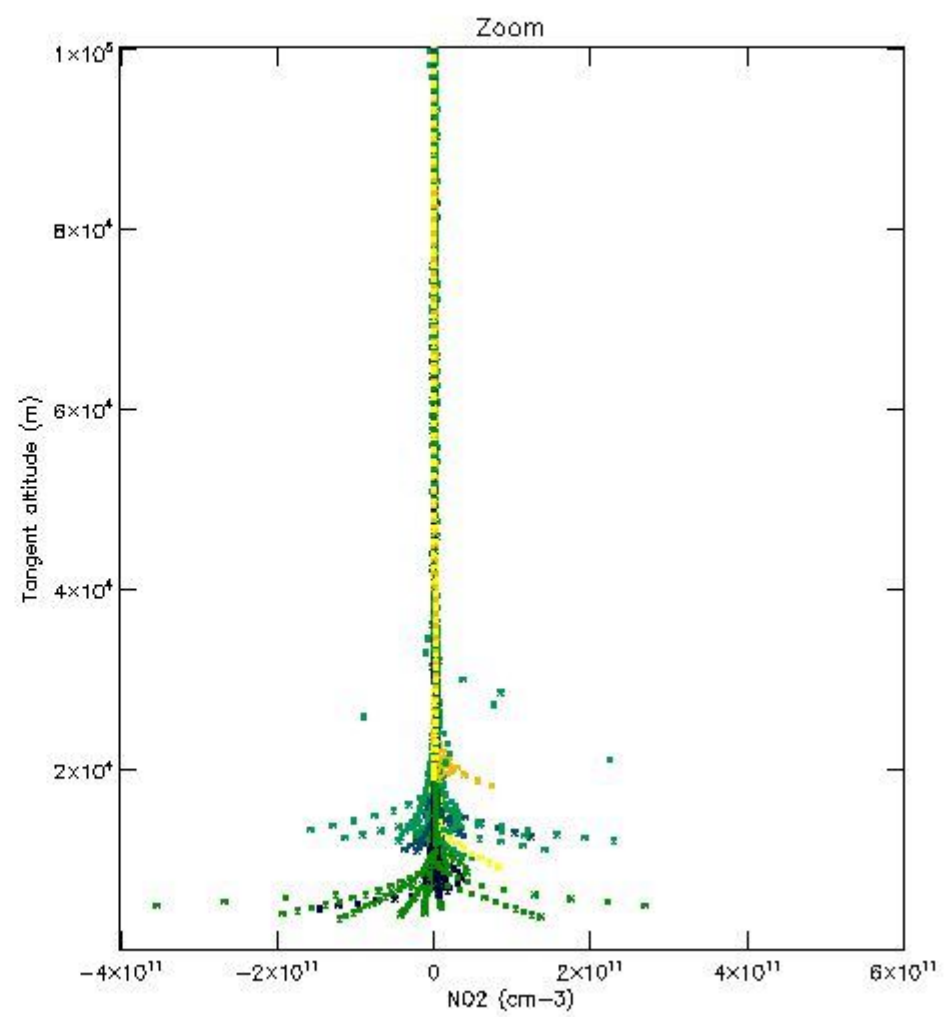
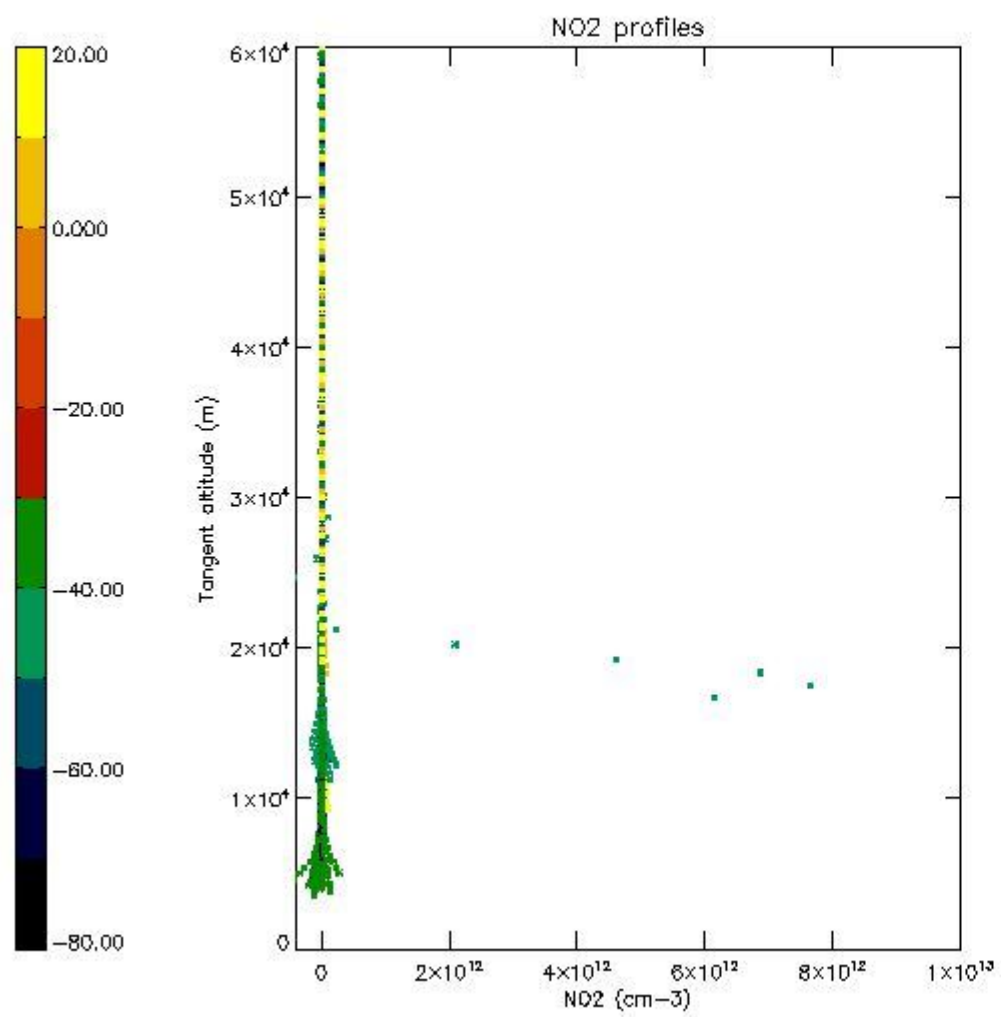
5.5 Plot ozone profiles where STD < 5% (dark without errors)

The colorbar represents the latitude.



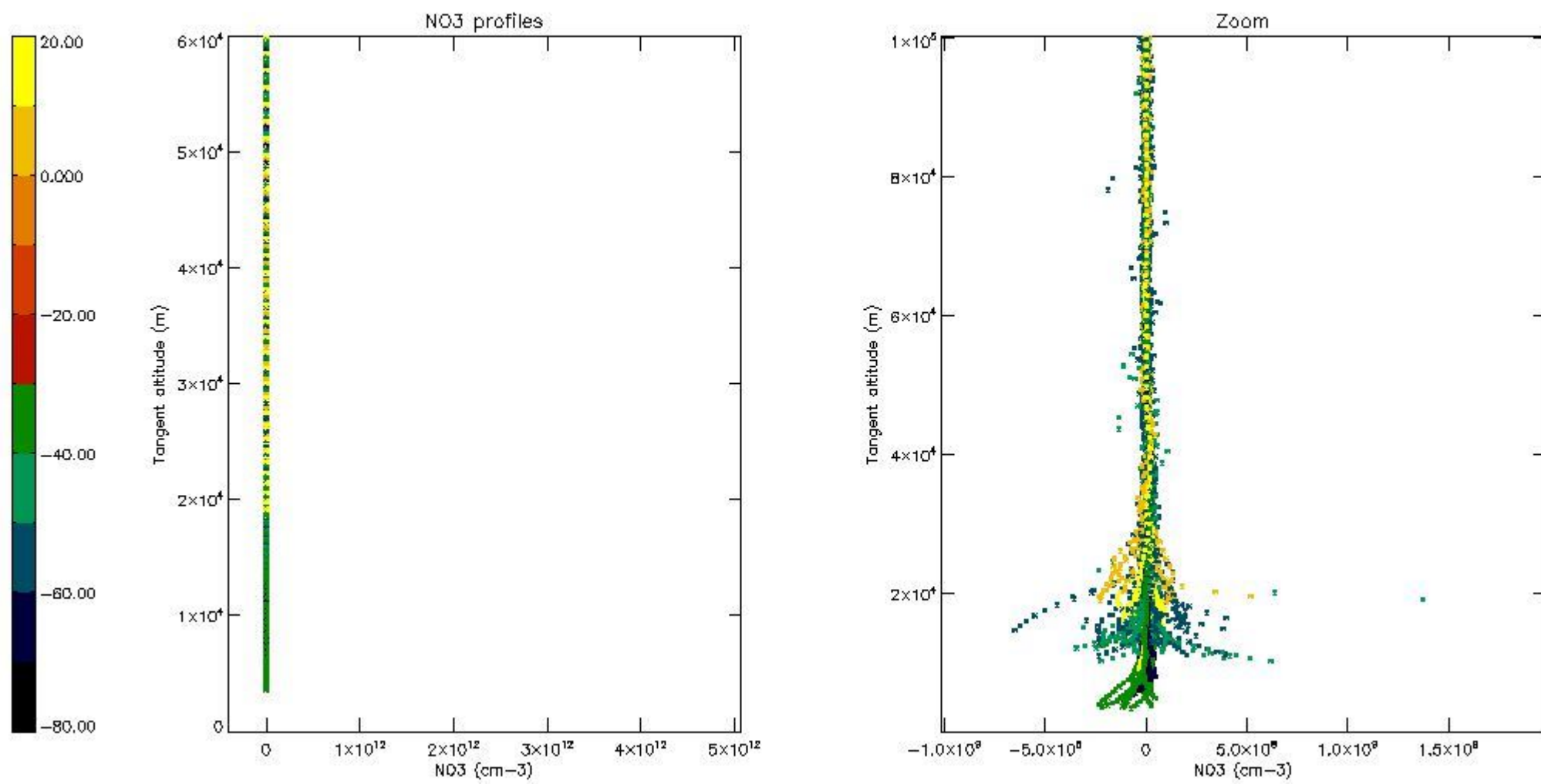
5.6 Plot NO₂ profiles for all STD (dark without errors)

The colorbar represents the latitude.



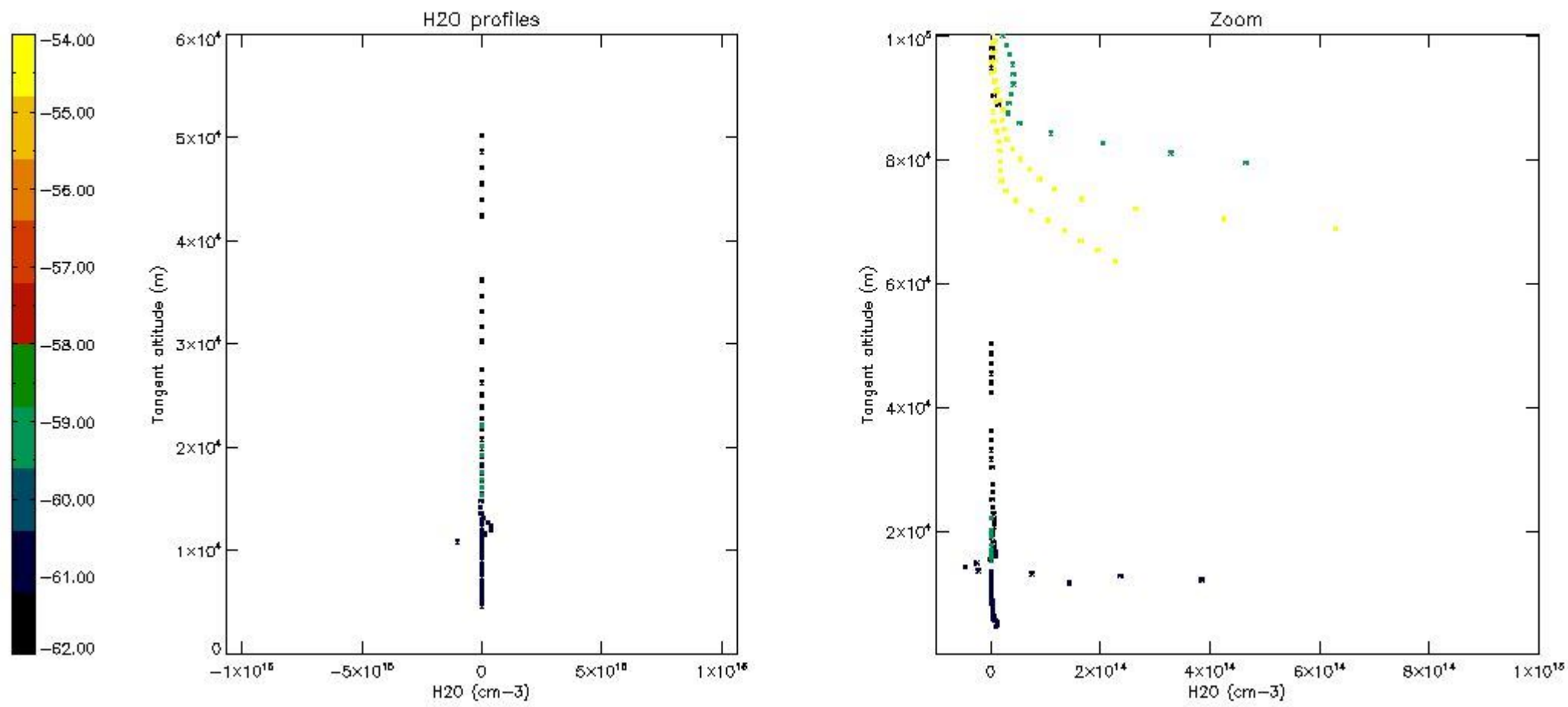
5.7 Plot NO3 profiles for all STD (dark without errors)

The colorbar represents the latitude.



5.8 Plot H₂O profiles for all STD (only for occultations of stars 1,2,3,4,13,14,16,26,63 dark without errors)

The colorbar represents the latitude.



6. Auxiliary Data Files used for the production reported in section 2

The number reported in the third column indicates since which file (see list in section 2) the corresponding auxiliary file has been used. The fourth column is the date of those product files.

Type	Auxiliary Filename	Used since product	Used since product date
INST_PHYS_CHARACTERISTICS	GOM_INS_AXVIEC20091111_143220_20030716_120000_20500101_000000	1	24-AUG-2006 00:00:33
LEVEL-2_PROC_CONFIG	GOM_PR2_AXVIEC20091111_152718_20020301_000000_20500101_000000	1	24-AUG-2006 00:00:33
CROSS_SECTIONS_FILE	GOM_CRS_AXVIEC20091111_154832_20020301_000000_20500101_000000	1	24-AUG-2006 00:00:33

GOMOS Level 2 Daily Report

SUMMARY

[1. General Info](#)

[2. Summary of processed GOM_NL_2P products](#)

[3. Level 2 Quality information per product](#)

[3.1 Plot of level 2 quality information per product \(time dependant\)](#)

[3.2 Plot of level 2 quality information per product \(world map\)](#)

[4. Level 1 Quality information per product \(stored on level 2 products\)](#)

[4.1 Plot of level 1 quality information per product \(time dependant\)](#)

[4.1.1 Plot of level 1 quality information per product \(time dependant\): ASCENDING](#)

[4.1.2 Plot of level 1 quality information per product \(time dependant\): DESCENDING](#)

[4.2 Plot of level 1 quality information per product \(world map\)](#)

[4.2.1 Plot of level 1 quality information per product \(world map\): ASCENDING](#)

[4.2.2 Plot of level 1 quality information per product \(world map\): DESCENDING](#)

[5. Ozone profiles based on quality statistics and other trace gas profiles](#)

[5.1 Ozone statistics based on quality of products](#)

[5.2 Plot ozone profiles for all STD \(dark without errors\)](#)

[5.3 Plot ozone profiles where STD < 20% \(dark without errors\)](#)

[5.4. Plot ozone profiles where STD < 10% \(dark without errors\)](#)

[5.5. Plot ozone profiles where STD < 5% \(dark without errors\)](#)

[5.6 Plot NO2 profiles for all STD \(dark without errors\)](#)

[5.7 Plot NO3 profiles for all STD \(dark without errors\)](#)

[5.8 Plot H2O profiles \(only for occultations of stars 1,2,3,4,13,14,16,26,63 dark without errors\) for all STD](#)

[6. Auxiliary Data Files used for the production reported in section 2](#)

This report presents the daily analysis on parameters extracted from GOMOS level 2 data (GOM_NL__2P). It is intended to monitor some important parameters that will impact the quality of these products. A list of level 2 products (and content) that have arrived during the reporting day to the PCF is also given.

Item	Value
Time of report generation	24APR2013 03:33:40
Data source version	GOMOS/6.01
Start time of products	24-08-2006 (24AUG2006 00:00:00)
Stop time of products	25-08-2006 (25AUG2006 00:00:00)
Store outputs in DB	Yes
Nb of level 2 prods	269
Nb of prods with errors	0

2. Summary of processed GOM_NL__2P products.

Nr	Filename	UTC Start time	Limb	Duration	Star Id	Star Name	Star Mag	Star Temp	Nb Meas	Orbit	Prod. error
1	GOM_NL__2PRFIN20060824_000033_000000282050_00331_23431_1355.N1	24-AUG-2006 00:00:33	Bright	28.000	66	37Gam Cyg	2.2080	5900.0	56	23431	No
2	GOM_NL__2PRFIN20060824_000201_000000302050_00331_23431_1356.N1	24-AUG-2006 00:02:01	Bright	29.500	19	50Alp Cyg	1.2460	10500.	59	23431	No
3	GOM_NL__2PRFIN20060824_000713_000000312050_00331_23431_1357.N1	24-AUG-2006 00:07:13	Bright	30.500	89	5Alp Cep	2.4510	8000.0	61	23431	No
4	GOM_NL__2PRFIN20060824_001437_000000282050_00331_23431_1358.N1	24-AUG-2006 00:14:37	Bright	27.500	49	1Alp UMi	1.9900	6300.0	55	23431	No
5	GOM_NL__2PRFIN20060824_003116_000000472050_00331_23431_1359.N1	24-AUG-2006 00:31:16	Bright	47.000	24	66Alp Gem	1.5800	10200.	94	23431	No
6	GOM_NL__2PRFIN20060824_003803_000000322050_00331_23431_1360.N1	24-AUG-2006 00:38:03	Twilight	32.000	153	3Bet CMi	2.8940	13100.	64	23431	No
7	GOM_NL__2PRFIN20060824_004553_000000412050_00331_23431_1361.N1	24-AUG-2006 00:45:53	Dark	40.500	1	9Alp CMa	-1.4400	11000.	81	23431	No
8	GOM_NL__2PRFIN20060824_004721_000000342050_00331_23431_1362.N1	24-AUG-2006 00:47:21	Dark	34.000	179	24Omi2CMa	3.0320	24000.	68	23431	No
9	GOM_NL__2PRFIN20060824_004849_000000352050_00331_23431_1363.N1	24-AUG-2006 00:48:49	Dark	35.000	23	21Eps CMa	1.5020	26000.	70	23431	No
10	GOM_NL__2PRFIN20060824_005037_000000382050_00331_23431_1364.N1	24-AUG-2006 00:50:37	Dark	38.000	117	Pi Pup	2.7060	3800.0	76	23431	No
11	GOM_NL__2PRFIN20060824_005538_000000372050_00331_23431_1365.N1	24-AUG-2006 00:55:38	Dark	37.000	2	Alp Car	-0.73600	7000.0	74	23431	No
12	GOM_NL__2PRFIN20060824_010648_000000382050_00332_23432_1349.N1	24-AUG-2006 01:06:48	Dark	37.500	9	Alp Eri	0.45300	24000.	75	23432	No
13	GOM_NL__2PRFIN20060824_011152_000000382050_00332_23432_1350.N1	24-AUG-2006 01:11:52	Straylight	37.500	148	Alp Tuc	2.8780	4100.0	75	23432	No
14	GOM_NL__2PRFIN20060824_011529_000000372050_00332_23432_1351.N1	24-AUG-2006 01:15:29	Straylight	37.000	31	Alp Gru	1.7340	15200.	74	23432	No
15	GOM_NL__2PRFIN20060824_011823_000000342050_00332_23432_1352.N1	24-AUG-2006 01:18:23	Straylight	34.000	172	Gam Gru	3.0030	13100.	68	23432	No
16	GOM_NL__2PRFIN20060824_012442_000000392050_00332_23432_1353.N1	24-AUG-2006 01:24:42	Bright	39.000	142	49Del Cap	2.8500	8900.0	78	23432	No
17	GOM_NL__2PRFIN20060824_012757_000000342050_00332_23432_1354.N1	24-AUG-2006 01:27:57	Bright	33.500	154	22Bet Aqr	2.8990	5700.0	67	23432	No
18	GOM_NL__2PRFIN20060824_013925_000000312050_00332_23432_1355.N1	24-AUG-2006 01:39:25	Bright	31.000	92	53Eps Cyg	2.5000	4500.0	62	23432	No
19	GOM_NL__2PRFIN20060824_014109_000000312050_00332_23432_1356.N1	24-AUG-2006 01:41:09	Bright	30.500	66	37Gam Cyg	2.2080	5900.0	61	23432	No
20	GOM_NL__2PRFIN20060824_014237_000000322050_00332_23432_1357.N1	24-AUG-2006 01:42:37	Bright	32.000	19	50Alp Cyg	1.2460	10500.	64	23432	No
21	GOM_NL__2PRFIN20060824_014749_000000282050_00332_23432_1358.N1	24-AUG-2006 01:47:49	Bright	27.500	89	5Alp Cep	2.4510	8000.0	55	23432	No
22	GOM_NL__2PRFIN20060824_015513_000000302050_00332_23432_1359.N1	24-AUG-2006 01:55:13	Bright	29.500	49	1Alp UMi	1.9900	6300.0	59	23432	No
23	GOM_NL__2PRFIN20060824_021152_000000282050_00332_23432_1360.N1	24-AUG-2006 02:11:52	Bright	28.000	24	66Alp Gem	1.5800	10200.	56	23432	No
24	GOM_NL__2PRFIN20060824_021839_000000332050_00332_23432_1361.N1	24-AUG-2006 02:18:39	Twilight	33.000	153	3Bet CMi	2.8940	13100.	66	23432	No
25	GOM_NL__2PRFIN20060824_022629_000000492050_00332_23432_1362.N1	24-AUG-2006 02:26:29	Dark	49.000	1	9Alp CMa	-1.4400	11000.	98	23432	No
26	GOM_NL__2PRFIN20060824_022757_000000352050_00332_23432_1363.N1	24-AUG-2006 02:27:57	Dark	34.500	179	24Omi2CMa	3.0320	24000.	69	23432	No
27	GOM_NL__2PRFIN20060824_022925_000000372050_00332_23432_1364.N1	24-AUG-2006 02:29:25	Dark	36.500	23	21Eps CMa	1.5020	26000.	73	23432	No
28	GOM_NL__2PRFIN20060824_023113_000000382050_00332_23432_1365.N1	24-AUG-2006 02:31:13	Dark	38.000	117	Pi Pup	2.7060	3800.0	76	23432	No
29	GOM_NL__2PRFIN20060824_023615_000000472050_00332_23432_1366.N1	24-AUG-2006 02:36:15	Dark	47.000	2	Alp Car	-0.73600	7000.0	94	23432	No
30	GOM_NL__2PRFIN20060824_024724_000000382050_00333_23433_1351.N1	24-AUG-2006 02:47:24	Dark	37.500	9	Alp Eri	0.45300	24000.	75	23433	No
31	GOM_NL__2PRFIN20060824_025228_000000352050_00333_23433_1352.N1	24-AUG-2006 02:52:28	Straylight	34.500	148	Alp Tuc	2.8780	4100.0	69	23433	No
32	GOM_NL__2PRFIN20060824_025605_000000372050_00333_23433_1353.N1	24-AUG-2006 02:56:05	Straylight	36.500	31	Alp Gru	1.7340	15200.	73	23433	No
33	GOM_NL__2PRFIN20060824_025859_000000352050_00333_23433_1354.N1	24-AUG-2006 02:58:59	Straylight	34.500	172	Gam Gru	3.0030	13100.	69	23433	No
34	GOM_NL__2PRFIN20060824_030518_000000372050_00333_23433_1355.N1	24-AUG-2006 03:05:18	Bright	37.000	142	49Del Cap	2.8500	8900.0	74	23433	No
35	GOM_NL__2PRFIN20060824_030833_000000332050_00333_23433_1356.N1	24-AUG-2006 03:08:33	Bright	33.000	154	22Bet Aqr	2.8990	5700.0	66	23433	No
36	GOM_NL__2PRFIN20060824_032001_000000312050_00333_23433_1357.N1	24-AUG-2006 03:20:01	Bright	30.500	92	53Eps Cyg	2.5000	4500.0	61	23433	No
37	GOM_NL__2PRFIN20060824_032145_000000322050_00333_23433_1358.N1	24-AUG-2006 03:21:45	Bright	31.500	66	37Gam Cyg	2.2080	5900.0	63	23433	No
38	GOM_NL__2PRFIN20060824_032313_000000322050_00333_23433_1359.N1	24-AUG-2006 03:23:13	Bright	31.500	19	50Alp Cyg	1.2460	10500.	63	23433	No
39	GOM_NL__2PRFIN20060824_032824_000000302050_00333_23433_1360.N1	24-AUG-2006 03:28:24	Bright	29.500	89	5Alp Cep	2.4510	8000.0	59	23433	No
40	GOM_NL__2PRFIN20060824_033549_000000302050_00333_23433_1361.N1	24-AUG-2006 03:35:49	Bright	29.500	49	1Alp UMi	1.9900	6300.0	59	23433	No
41	GOM_NL__2PRFIN20060824_035228_000000312050_00333_23433_1362.N1	24-AUG-2006 03:52:28	Bright	30.500	24	66Alp Gem	1.5800	10200.	61	23433	No
42	GOM_NL__2PRFIN20060824_035915_000000342050_00333_23433_1363.N1	24-AUG-2006 03:59:15	Twilight	33.500	153	3Bet CMi	2.8940	13100.	67	23433	No

43	GOM_NL__2PRFIN20060824_040706_000000442050_00333_23433_1364.N1	24-AUG-2006 04:07:06	Dark	43.500	1	9Alp CMa	-1.4400	11000.	87	23433	No
44	GOM_NL__2PRFIN20060824_040833_000000342050_00333_23433_1365.N1	24-AUG-2006 04:08:33	Dark	34.000	179	24Omi2CMa	3.0320	24000.	68	23433	No
45	GOM_NL__2PRFIN20060824_041001_000000382050_00333_23433_1366.N1	24-AUG-2006 04:10:01	Dark	38.000	23	21Eps CMa	1.5020	26000.	76	23433	No
46	GOM_NL__2PRFIN20060824_041149_000000392050_00333_23433_1367.N1	24-AUG-2006 04:11:49	Dark	38.500	117	Pi Pup	2.7060	3800.0	77	23433	No
47	GOM_NL__2PRFIN20060824_041651_000000472050_00333_23433_1368.N1	24-AUG-2006 04:16:51	Dark	46.500	2	Alp Car	-0.73600	7000.0	93	23433	No
48	GOM_NL__2PRFIN20060824_042651_000000342050_00334_23434_1354.N1	24-AUG-2006 04:26:51	Dark	33.500	143	Alp Hyi	2.8570	7200.0	67	23434	No
49	GOM_NL__2PRFIN20060824_042801_000000392050_00334_23434_1355.N1	24-AUG-2006 04:28:01	Dark	39.000	9	Alp Eri	0.45300	24000.	78	23434	No
50	GOM_NL__2PRFIN20060824_043305_000000322050_00334_23434_1356.N1	24-AUG-2006 04:33:05	Straylight	31.500	148	Alp Tuc	2.8780	4100.0	63	23434	No
51	GOM_NL__2PRFIN20060824_043642_000000342050_00334_23434_1357.N1	24-AUG-2006 04:36:42	Straylight	34.000	31	Alp Gru	1.7340	15200.	68	23434	No
52	GOM_NL__2PRFIN20060824_043935_000000342050_00334_23434_1358.N1	24-AUG-2006 04:39:35	Straylight	34.000	172	Gam Gru	3.0030	13100.	68	23434	No
53	GOM_NL__2PRFIN20060824_044554_000000402050_00334_23434_1359.N1	24-AUG-2006 04:45:54	Bright	39.500	142	49Del Cap	2.8500	8900.0	79	23434	No
54	GOM_NL__2PRFIN20060824_044909_000000342050_00334_23434_1360.N1	24-AUG-2006 04:49:09	Bright	33.500	154	22Bet Aqr	2.8990	5700.0	67	23434	No
55	GOM_NL__2PRFIN20060824_050037_000000322050_00334_23434_1361.N1	24-AUG-2006 05:00:37	Bright	31.500	92	53Eps Cyg	2.5000	4500.0	63	23434	No
56	GOM_NL__2PRFIN20060824_050221_000000292050_00334_23434_1362.N1	24-AUG-2006 05:02:21	Bright	29.000	66	37Gam Cyg	2.2080	5900.0	58	23434	No
57	GOM_NL__2PRFIN20060824_050349_000000312050_00334_23434_1363.N1	24-AUG-2006 05:03:49	Bright	31.000	19	50Alp Cyg	1.2460	10500.	62	23434	No
58	GOM_NL__2PRFIN20060824_050900_000000312050_00334_23434_1364.N1	24-AUG-2006 05:09:00	Bright	31.000	89	5Alp Cep	2.4510	8000.0	62	23434	No
59	GOM_NL__2PRFIN20060824_051625_000000292050_00334_23434_1365.N1	24-AUG-2006 05:16:25	Bright	29.000	49	1Alp UMi	1.9900	6300.0	58	23434	No
60	GOM_NL__2PRFIN20060824_053304_000000472050_00334_23434_1366.N1	24-AUG-2006 05:33:04	Bright	47.000	24	66Alp Gem	1.5800	10200.	94	23434	No
61	GOM_NL__2PRFIN20060824_053952_000000342050_00334_23434_1367.N1	24-AUG-2006 05:39:52	Twilight	33.500	153	3Bet CMi	2.8940	13100.	67	23434	No
62	GOM_NL__2PRFIN20060824_054742_000000442050_00334_23434_1368.N1	24-AUG-2006 05:47:42	Dark	44.000	1	9Alp CMa	-1.4400	11000.	88	23434	No
63	GOM_NL__2PRFIN20060824_054910_000000332050_00334_23434_1369.N1	24-AUG-2006 05:49:10	Dark	33.000	179	24Omi2CMa	3.0320	24000.	66	23434	No
64	GOM_NL__2PRFIN20060824_055038_000000382050_00334_23434_1370.N1	24-AUG-2006 05:50:38	Dark	38.000	23	21Eps CMa	1.5020	26000.	76	23434	No
65	GOM_NL__2PRFIN20060824_055225_000000392050_00334_23434_1371.N1	24-AUG-2006 05:52:25	Dark	39.000	117	Pi Pup	2.7060	3800.0	78	23434	No
66	GOM_NL__2PRFIN20060824_055727_000000462050_00334_23434_1372.N1	24-AUG-2006 05:57:27	Dark	46.000	2	Alp Car	-0.73600	7000.0	92	23434	No
67	GOM_NL__2PRFIN20060824_060728_000000332050_00335_23435_1356.N1	24-AUG-2006 06:07:28	Dark	33.000	143	Alp Hyi	2.8570	7200.0	66	23435	No
68	GOM_NL__2PRFIN20060824_060837_000000382050_00335_23435_1357.N1	24-AUG-2006 06:08:37	Dark	38.000	9	Alp Eri	0.45300	24000.	76	23435	No
69	GOM_NL__2PRFIN20060824_061341_000000332050_00335_23435_1358.N1	24-AUG-2006 06:13:41	Straylight	32.500	148	Alp Tuc	2.8780	4100.0	65	23435	No
70	GOM_NL__2PRFIN20060824_061718_000000332050_00335_23435_1359.N1	24-AUG-2006 06:17:18	Straylight	32.500	31	Alp Gru	1.7340	15200.	65	23435	No
71	GOM_NL__2PRFIN20060824_062011_000000322050_00335_23435_1360.N1	24-AUG-2006 06:20:11	Straylight	31.500	172	Gam Gru	3.0030	13100.	63	23435	No
72	GOM_NL__2PRFIN20060824_062630_000000382050_00335_23435_1361.N1	24-AUG-2006 06:26:30	Bright	37.500	142	49Del Cap	2.8500	8900.0	75	23435	No
73	GOM_NL__2PRFIN20060824_062945_000000342050_00335_23435_1362.N1	24-AUG-2006 06:29:45	Bright	33.500	154	22Bet Aqr	2.8990	5700.0	67	23435	No
74	GOM_NL__2PRFIN20060824_064113_000000292050_00335_23435_1363.N1	24-AUG-2006 06:41:13	Bright	28.500	92	53Eps Cyg	2.5000	4500.0	57	23435	No
75	GOM_NL__2PRFIN20060824_064257_000000322050_00335_23435_1364.N1	24-AUG-2006 06:42:57	Bright	31.500	66	37Gam Cyg	2.2080	5900.0	63	23435	No
76	GOM_NL__2PRFIN20060824_064425_000000322050_00335_23435_1365.N1	24-AUG-2006 06:44:25	Bright	32.000	19	50Alp Cyg	1.2460	10500.	64	23435	No
77	GOM_NL__2PRFIN20060824_064936_000000302050_00335_23435_1366.N1	24-AUG-2006 06:49:36	Bright	30.000	89	5Alp Cep	2.4510	8000.0	60	23435	No
78	GOM_NL__2PRFIN20060824_065701_000000292050_00335_23435_1367.N1	24-AUG-2006 06:57:01	Bright	29.000	49	1Alp UMi	1.9900	6300.0	58	23435	No
79	GOM_NL__2PRFIN20060824_071340_000000472050_00335_23435_1368.N1	24-AUG-2006 07:13:40	Bright	47.000	24	66Alp Gem	1.5800	10200.	94	23435	No
80	GOM_NL__2PRFIN20060824_072028_000000342050_00335_23435_1369.N1	24-AUG-2006 07:20:28	Twilight	34.000	153	3Bet CMi	2.8940	13100.	68	23435	No
81	GOM_NL__2PRFIN20060824_072818_000000402050_00335_23435_1370.N1	24-AUG-2006 07:28:18	Dark	39.500	1	9Alp CMa	-1.4400	11000.	79	23435	No
82	GOM_NL__2PRFIN20060824_072946_000000332050_00335_23435_1371.N1	24-AUG-2006 07:29:46	Dark	33.000	179	24Omi2CMa	3.0320	24000.	66	23435	No
83	GOM_NL__2PRFIN20060824_073114_000000352050_00335_23435_1372.N1	24-AUG-2006 07:31:14	Dark	34.500	23	21Eps CMa	1.5020	26000.	69	23435	No
84	GOM_NL__2PRFIN20060824_073302_000000362050_00335_23435_1373.N1	24-AUG-2006 07:33:02	Dark	35.500	117	Pi Pup	2.7060	3800.0	71	23435	No
85	GOM_NL__2PRFIN20060824_073804_000000412050_00335_23435_1374.N1	24-AUG-2006 07:38:04	Dark	40.500	2	Alp Car	-0.73600	7000.0	81	23435	No
86	GOM_NL__2PRFIN20060824_074805_000000332050_00336_23436_1378.N1	24-AUG-2006 07:48:05	Dark	32.500	143	Alp Hyi	2.8570	7200.0	65	23436	No
87	GOM_NL__2PRFIN20060824_074914_000000382050_00336_23436_1379.N1	24-AUG-2006 07:49:14	Dark	37.500	9	Alp Eri	0.45300	24000.	75	23436	No
88	GOM_NL__2PRFIN20060824_075417_000000352050_00336_23436_1380.N1	24-AUG-2006 07:54:17	Straylight	35.000	148	Alp Tuc	2.8780	4100.0	70	23436	No
89	GOM_NL__2PRFIN20060824_075754_000000372050_00336_23436_1381.N1	24-AUG-2006 07:57:54	Straylight	36.500	31	Alp Gru	1.7340	15200.	73	23436	No
90	GOM_NL__2PRFIN20060824_080048_000000352050_00336_23436_1382.N1	24-AUG-2006 08:00:48	Straylight	34.500	172	Gam Gru	3.0030	13100.	69	23436	No
91	GOM_NL__2PRFIN20060824_080706_000000422050_00336_23436_1383.N1	24-AUG-2006 08:07:06	Bright	42.000	142	49Del Cap	2.8500	8900.0	84	23436	No
92	GOM_NL__2PRFIN20060824_081021_000000342050_00336_23436_1384.N1	24-AUG-2006 08:10:21	Bright	34.000	154	22Bet Aqr	2.8990	5700.0	68	23436	No
93	GOM_NL__2PRFIN20060824_082148_000000302050_00336_23436_1385.N1	24-AUG-2006 08:21:48	Bright	29.500	92	53Eps Cyg	2.5000	4500.0	59	23436	No
94	GOM_NL__2PRFIN20060824_082333_000000302050_00336_23436_1386.N1	24-AUG-2006 08:23:33	Bright	30.000	66	37Gam Cyg	2.2080	5900.0	60	23436	No
95	GOM_NL__2PRFIN20060824_082500_000000312050_00336_23436_1387.N1	24-AUG-2006 08:25:00	Bright	31.000	19	50Alp Cyg	1.2460	10500.	62	23436	No
96	GOM_NL__2PRFIN20060824_083012_000000312050_00336_23436_1388.N1	24-AUG-2006 08:30:12	Bright	30.500	89	5Alp Cep	2.4510	8000.0	61	23436	No
97	GOM_NL__2PRFIN20060824_083737_000000282050_00336_23436_1389.N1	24-AUG-2006 08:37:37	Bright	28.000	49	1Alp UMi	1.9900	6300.0	56	23436	No
98	GOM_NL__2PRFIN20060824_085417_000000302050_00336_23436_1390.N1	24-AUG-2006 08:54:17	Bright	29.500	24	66Alp Gem	1.5800	10200.	59	23436	No
99	GOM_NL__2PRFIN20060824_090104_000000332050_00336_23436_1391.N1	24-AUG-2006 09:01:04	Twilight	33.000	153	3Bet CMi	2.8940	13100.	66	23436	No
100	GOM_NL__2PRFIN20060824_090855_000000452050_00336_23436_1392.N1	24-AUG-2006 09:08:55	Dark	44.500	1	9Alp CMa	-1.4400	11000.	89	23436	No
101	GOM_NL__2PRFIN20060824_091022_000000322050_00336_23436_1393.N1	24-AUG-2006 09:10:22	Dark	31.500	179	24Omi2CMa	3.0320	24000.	63	23436	No

102	GOM_NL__2PRFIN20060824_091151_000000352050_00336_23436_1394.N1	24-AUG-2006 09:11:51	Dark	35.000	23	21Eps CMa	1.5020	26000.	70	23436	No
103	GOM_NL__2PRFIN20060824_091338_000000352050_00336_23436_1395.N1	24-AUG-2006 09:13:38	Dark	35.000	117	Pi Pup	2.7060	3800.0	70	23436	No
104	GOM_NL__2PRFIN20060824_091840_000000472050_00336_23436_1396.N1	24-AUG-2006 09:18:40	Dark	47.000	2	Alp Car	-0.73600	7000.0	94	23436	No
105	GOM_NL__2PRFIN20060824_092841_000000352050_00337_23437_1379.N1	24-AUG-2006 09:28:41	Dark	35.000	143	Alp Hyi	2.8570	7200.0	70	23437	No
106	GOM_NL__2PRFIN20060824_092951_000000372050_00337_23437_1380.N1	24-AUG-2006 09:29:51	Dark	36.500	9	Alp Eri	0.45300	24000.	73	23437	No
107	GOM_NL__2PRFIN20060824_093453_000000342050_00337_23437_1381.N1	24-AUG-2006 09:34:53	Straylight	33.500	148	Alp Tuc	2.8780	4100.0	67	23437	No
108	GOM_NL__2PRFIN20060824_093830_000000342050_00337_23437_1382.N1	24-AUG-2006 09:38:30	Straylight	34.000	31	Alp Gru	1.7340	15200.	68	23437	No
109	GOM_NL__2PRFIN20060824_094124_000000332050_00337_23437_1383.N1	24-AUG-2006 09:41:24	Straylight	32.500	172	Gam Gru	3.0030	13100.	65	23437	No
110	GOM_NL__2PRFIN20060824_094742_000000482050_00337_23437_1384.N1	24-AUG-2006 09:47:42	Bright	48.000	142	49Del Cap	2.8500	8900.0	96	23437	No
111	GOM_NL__2PRFIN20060824_095057_000000342050_00337_23437_1385.N1	24-AUG-2006 09:50:57	Bright	33.500	154	22Bet Aqr	2.8990	5700.0	67	23437	No
112	GOM_NL__2PRFIN20060824_100224_000000302050_00337_23437_1386.N1	24-AUG-2006 10:02:24	Bright	29.500	92	53Eps Cyg	2.5000	4500.0	59	23437	No
113	GOM_NL__2PRFIN20060824_100409_000000292050_00337_23437_1387.N1	24-AUG-2006 10:04:09	Bright	29.000	66	37Gam Cyg	2.2080	5900.0	58	23437	No
114	GOM_NL__2PRFIN20060824_100536_000000302050_00337_23437_1388.N1	24-AUG-2006 10:05:36	Bright	29.500	19	50Alp Cyg	1.2460	10500.	59	23437	No
115	GOM_NL__2PRFIN20060824_101048_000000312050_00337_23437_1389.N1	24-AUG-2006 10:10:48	Bright	30.500	89	5Alp Cep	2.4510	8000.0	61	23437	No
116	GOM_NL__2PRFIN20060824_101813_000000302050_00337_23437_1390.N1	24-AUG-2006 10:18:13	Bright	30.000	49	1Alp UMi	1.9900	6300.0	60	23437	No
117	GOM_NL__2PRFIN20060824_103453_000000312050_00337_23437_1391.N1	24-AUG-2006 10:34:53	Bright	31.000	24	66Alp Gem	1.5800	10200.	62	23437	No
118	GOM_NL__2PRFIN20060824_104140_000000342050_00337_23437_1392.N1	24-AUG-2006 10:41:40	Twilight	33.500	153	3Bet CMi	2.8940	13100.	67	23437	No
119	GOM_NL__2PRFIN20060824_104931_000000422050_00337_23437_1393.N1	24-AUG-2006 10:49:31	Dark	41.500	1	9Alp CMa	-1.4400	11000.	83	23437	No
120	GOM_NL__2PRFIN20060824_105059_000000332050_00337_23437_1394.N1	24-AUG-2006 10:50:59	Dark	33.000	179	24Omi2CMa	3.0320	24000.	66	23437	No
121	GOM_NL__2PRFIN20060824_105227_000000352050_00337_23437_1395.N1	24-AUG-2006 10:52:27	Dark	35.000	23	21Eps CMa	1.5020	26000.	70	23437	No
122	GOM_NL__2PRFIN20060824_105414_000000382050_00337_23437_1396.N1	24-AUG-2006 10:54:14	Dark	37.500	117	Pi Pup	2.7060	3800.0	75	23437	No
123	GOM_NL__2PRFIN20060824_105916_000000472050_00337_23437_1397.N1	24-AUG-2006 10:59:16	Dark	47.000	2	Alp Car	-0.73600	7000.0	94	23437	No
124	GOM_NL__2PRFIN20060824_110917_000000332050_00338_23438_1380.N1	24-AUG-2006 11:09:17	Dark	33.000	143	Alp Hyi	2.8570	7200.0	66	23438	No
125	GOM_NL__2PRFIN20060824_111027_000000392050_00338_23438_1381.N1	24-AUG-2006 11:10:27	Dark	38.500	9	Alp Eri	0.45300	24000.	77	23438	No
126	GOM_NL__2PRFIN20060824_111529_000000332050_00338_23438_1382.N1	24-AUG-2006 11:15:29	Straylight	33.000	148	Alp Tuc	2.8780	4100.0	66	23438	No
127	GOM_NL__2PRFIN20060824_111906_000000372050_00338_23438_1383.N1	24-AUG-2006 11:19:06	Straylight	37.000	31	Alp Gru	1.7340	15200.	74	23438	No
128	GOM_NL__2PRFIN20060824_112200_000000322050_00338_23438_1384.N1	24-AUG-2006 11:22:00	Straylight	32.000	172	Gam Gru	3.0030	13100.	64	23438	No
129	GOM_NL__2PRFIN20060824_112818_000000402050_00338_23438_1385.N1	24-AUG-2006 11:28:18	Bright	40.000	142	49Del Cap	2.8500	8900.0	80	23438	No
130	GOM_NL__2PRFIN20060824_113133_000000342050_00338_23438_1386.N1	24-AUG-2006 11:31:33	Bright	33.500	154	22Bet Aqr	2.8990	5700.0	67	23438	No
131	GOM_NL__2PRFIN20060824_114300_000000312050_00338_23438_1387.N1	24-AUG-2006 11:43:00	Bright	30.500	92	53Eps Cyg	2.5000	4500.0	61	23438	No
132	GOM_NL__2PRFIN20060824_114445_000000322050_00338_23438_1388.N1	24-AUG-2006 11:44:45	Bright	31.500	66	37Gam Cyg	2.2080	5900.0	63	23438	No
133	GOM_NL__2PRFIN20060824_114612_000000332050_00338_23438_1389.N1	24-AUG-2006 11:46:12	Bright	33.000	19	50Alp Cyg	1.2460	10500.	66	23438	No
134	GOM_NL__2PRFIN20060824_115123_000000322050_00338_23438_1390.N1	24-AUG-2006 11:51:23	Bright	31.500	89	5Alp Cep	2.4510	8000.0	63	23438	No
135	GOM_NL__2PRFIN20060824_115849_000000302050_00338_23438_1391.N1	24-AUG-2006 11:58:49	Bright	30.000	49	1Alp UMi	1.9900	6300.0	60	23438	No
136	GOM_NL__2PRFIN20060824_121529_000000312050_00338_23438_1392.N1	24-AUG-2006 12:15:29	Bright	30.500	24	66Alp Gem	1.5800	10200.	61	23438	No
137	GOM_NL__2PRFIN20060824_122216_000000332050_00338_23438_1393.N1	24-AUG-2006 12:22:16	Twilight	32.500	153	3Bet CMi	2.8940	13100.	65	23438	No
138	GOM_NL__2PRFIN20060824_123008_000000442050_00338_23438_1394.N1	24-AUG-2006 12:30:08	Dark	44.000	1	9Alp CMa	-1.4400	11000.	88	23438	No
139	GOM_NL__2PRFIN20060824_123135_000000312050_00338_23438_1395.N1	24-AUG-2006 12:31:35	Dark	31.000	179	24Omi2CMa	3.0320	24000.	62	23438	No
140	GOM_NL__2PRFIN20060824_123303_000000362050_00338_23438_1396.N1	24-AUG-2006 12:33:03	Dark	35.500	23	21Eps CMa	1.5020	26000.	71	23438	No
141	GOM_NL__2PRFIN20060824_123450_000000362050_00338_23438_1397.N1	24-AUG-2006 12:34:50	Dark	36.000	117	Pi Pup	2.7060	3800.0	72	23438	No
142	GOM_NL__2PRFIN20060824_123952_000000422050_00338_23438_1398.N1	24-AUG-2006 12:39:52	Dark	41.500	2	Alp Car	-0.73600	7000.0	83	23438	No
143	GOM_NL__2PRFIN20060824_124954_000000342050_00339_23439_1381.N1	24-AUG-2006 12:49:54	Dark	33.500	143	Alp Hyi	2.8570	7200.0	67	23439	No
144	GOM_NL__2PRFIN20060824_125104_000000382050_00339_23439_1382.N1	24-AUG-2006 12:51:04	Dark	37.500	9	Alp Eri	0.45300	24000.	75	23439	No
145	GOM_NL__2PRFIN20060824_125605_000000362050_00339_23439_1383.N1	24-AUG-2006 12:56:05	Straylight	36.000	148	Alp Tuc	2.8780	4100.0	72	23439	No
146	GOM_NL__2PRFIN20060824_125943_000000332050_00339_23439_1384.N1	24-AUG-2006 12:59:43	Straylight	33.000	31	Alp Gru	1.7340	15200.	66	23439	No
147	GOM_NL__2PRFIN20060824_130236_000000332050_00339_23439_1385.N1	24-AUG-2006 13:02:36	Straylight	32.500	172	Gam Gru	3.0030	13100.	65	23439	No
148	GOM_NL__2PRFIN20060824_130854_000000462050_00339_23439_1386.N1	24-AUG-2006 13:08:54	Bright	45.500	142	49Del Cap	2.8500	8900.0	91	23439	No
149	GOM_NL__2PRFIN20060824_131209_000000342050_00339_23439_1387.N1	24-AUG-2006 13:12:09	Bright	33.500	154	22Bet Aqr	2.8990	5700.0	67	23439	No
150	GOM_NL__2PRFIN20060824_132336_000000302050_00339_23439_1388.N1	24-AUG-2006 13:23:36	Bright	29.500	92	53Eps Cyg	2.5000	4500.0	59	23439	No
151	GOM_NL__2PRFIN20060824_132521_000000322050_00339_23439_1389.N1	24-AUG-2006 13:25:21	Bright	31.500	66	37Gam Cyg	2.2080	5900.0	63	23439	No
152	GOM_NL__2PRFIN20060824_132648_000000312050_00339_23439_1390.N1	24-AUG-2006 13:26:48	Bright	30.500	19	50Alp Cyg	1.2460	10500.	61	23439	No
153	GOM_NL__2PRFIN20060824_133159_000000312050_00339_23439_1391.N1	24-AUG-2006 13:31:59	Bright	31.000	89	5Alp Cep	2.4510	8000.0	62	23439	No
154	GOM_NL__2PRFIN20060824_133924_000000302050_00339_23439_1392.N1	24-AUG-2006 13:39:24	Bright	29.500	49	1Alp UMi	1.9900	6300.0	59	23439	No
155	GOM_NL__2PRFIN20060824_135605_000000312050_00339_23439_1393.N1	24-AUG-2006 13:56:05	Bright	31.000	24	66Alp Gem	1.5800	10200.	62	23439	No
156	GOM_NL__2PRFIN20060824_140252_000000342050_00339_23439_1394.N1	24-AUG-2006 14:02:52	Twilight	34.000	153	3Bet CMi	2.8940	13100.	68	23439	No
157	GOM_NL__2PRFIN20060824_141044_000000402050_00339_23439_1395.N1	24-AUG-2006 14:10:44	Dark	39.500	1	9Alp CMa	-1.4400	11000.	79	23439	No
158	GOM_NL__2PRFIN20060824_141211_000000342050_00339_23439_1396.N1	24-AUG-2006 14:12:11	Dark	33.500	179	24Omi2CMa	3.0320	24000.	67	23439	No
159	GOM_NL__2PRFIN20060824_141339_000000372050_00339_23439_1397.N1	24-AUG-2006 14:13:39	Dark	36.500	23	21Eps CMa	1.5020	26000.	73	23439	No
160	GOM_NL__2PRFIN20060824_141526_000000372050_00339_23439_1398.N1	24-AUG-2006 14:15:26	Dark	36.500	117	Pi Pup	2.7060	3800.0	73	23439	No

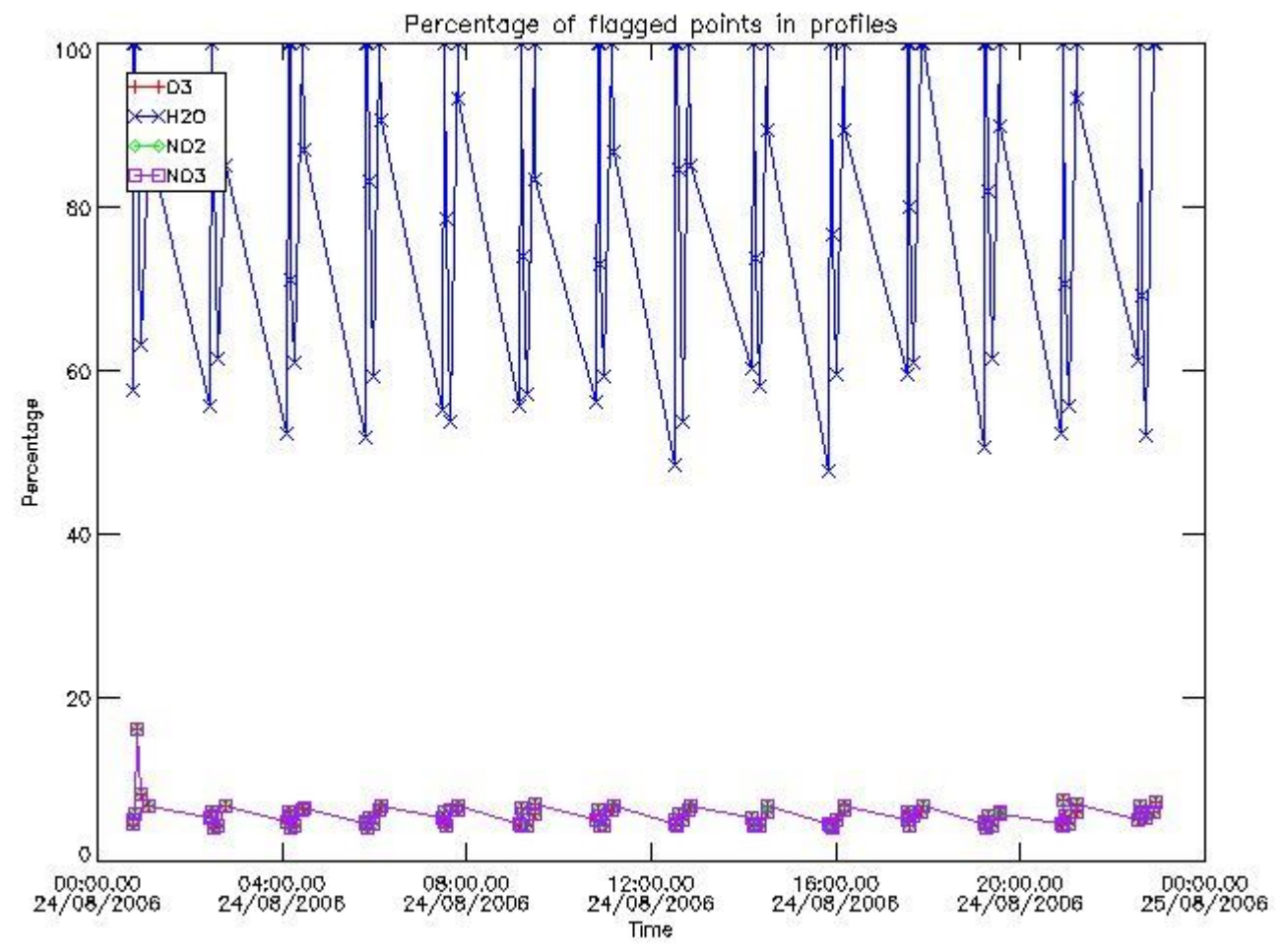
161	GOM_NL__2PRFIN20060824_142028_000000472050_00339_23439_1399.N1	24-AUG-2006 14:20:28	Dark	47.000	2	Alp Car	-0.73600	7000.0	94	23439	No
162	GOM_NL__2PRFIN20060824_143030_000000342050_00340_23440_1382.N1	24-AUG-2006 14:30:30	Dark	34.000	143	Alp Hyi	2.8570	7200.0	68	23440	No
163	GOM_NL__2PRFIN20060824_143140_000000382050_00340_23440_1383.N1	24-AUG-2006 14:31:40	Dark	38.000	9	Alp Eri	0.45300	24000.	76	23440	No
164	GOM_NL__2PRFIN20060824_143641_000000322050_00340_23440_1384.N1	24-AUG-2006 14:36:41	Straylight	31.500	148	Alp Tuc	2.8780	4100.0	63	23440	No
165	GOM_NL__2PRFIN20060824_144019_000000342050_00340_23440_1385.N1	24-AUG-2006 14:40:19	Straylight	33.500	31	Alp Gru	1.7340	15200.	67	23440	No
166	GOM_NL__2PRFIN20060824_144312_000000322050_00340_23440_1386.N1	24-AUG-2006 14:43:12	Straylight	31.500	172	Gam Gru	3.0030	13100.	63	23440	No
167	GOM_NL__2PRFIN20060824_144930_000000412050_00340_23440_1387.N1	24-AUG-2006 14:49:30	Bright	41.000	142	49Del Cap	2.8500	8900.0	82	23440	No
168	GOM_NL__2PRFIN20060824_145245_000000342050_00340_23440_1388.N1	24-AUG-2006 14:52:45	Bright	34.000	154	22Bet Aqr	2.8990	5700.0	68	23440	No
169	GOM_NL__2PRFIN20060824_150412_000000322050_00340_23440_1389.N1	24-AUG-2006 15:04:12	Bright	31.500	92	53Eps Cyg	2.5000	4500.0	63	23440	No
170	GOM_NL__2PRFIN20060824_150557_000000312050_00340_23440_1390.N1	24-AUG-2006 15:05:57	Bright	31.000	66	37Gam Cyg	2.2080	5900.0	62	23440	No
171	GOM_NL__2PRFIN20060824_150724_000000322050_00340_23440_1391.N1	24-AUG-2006 15:07:24	Bright	31.500	19	50Alp Cyg	1.2460	10500.	63	23440	No
172	GOM_NL__2PRFIN20060824_151235_000000312050_00340_23440_1392.N1	24-AUG-2006 15:12:35	Bright	31.000	89	5Alp Cep	2.4510	8000.0	62	23440	No
173	GOM_NL__2PRFIN20060824_152000_000000302050_00340_23440_1393.N1	24-AUG-2006 15:20:00	Bright	30.000	49	1Alp UMi	1.9900	6300.0	60	23440	No
174	GOM_NL__2PRFIN20060824_153641_000000292050_00340_23440_1394.N1	24-AUG-2006 15:36:41	Bright	28.500	24	66Alp Gem	1.5800	10200.	57	23440	No
175	GOM_NL__2PRFIN20060824_154329_000000352050_00340_23440_1395.N1	24-AUG-2006 15:43:29	Twilight	34.500	153	3Bet CMi	2.8940	13100.	69	23440	No
176	GOM_NL__2PRFIN20060824_155120_000000462050_00340_23440_1396.N1	24-AUG-2006 15:51:20	Dark	45.500	1	9Alp CMa	-1.4400	11000.	91	23440	No
177	GOM_NL__2PRFIN20060824_155248_000000342050_00340_23440_1397.N1	24-AUG-2006 15:52:48	Dark	33.500	179	24Omi2CMa	3.0320	24000.	67	23440	No
178	GOM_NL__2PRFIN20060824_155416_000000352050_00340_23440_1398.N1	24-AUG-2006 15:54:16	Dark	35.000	23	21Eps CMa	1.5020	26000.	70	23440	No
179	GOM_NL__2PRFIN20060824_155602_000000372050_00340_23440_1399.N1	24-AUG-2006 15:56:02	Dark	37.000	117	Pi Pup	2.7060	3800.0	74	23440	No
180	GOM_NL__2PRFIN20060824_160105_000000402050_00340_23440_1400.N1	24-AUG-2006 16:01:05	Dark	40.000	2	Alp Car	-0.73600	7000.0	80	23440	No
181	GOM_NL__2PRFIN20060824_161107_000000342050_00341_23441_1384.N1	24-AUG-2006 16:11:07	Dark	33.500	143	Alp Hyi	2.8570	7200.0	67	23441	No
182	GOM_NL__2PRFIN20060824_161217_000000382050_00341_23441_1385.N1	24-AUG-2006 16:12:17	Dark	38.000	9	Alp Eri	0.45300	24000.	76	23441	No
183	GOM_NL__2PRFIN20060824_161718_000000322050_00341_23441_1386.N1	24-AUG-2006 16:17:18	Straylight	32.000	148	Alp Tuc	2.8780	4100.0	64	23441	No
184	GOM_NL__2PRFIN20060824_162055_000000342050_00341_23441_1387.N1	24-AUG-2006 16:20:55	Straylight	34.000	31	Alp Gru	1.7340	15200.	68	23441	No
185	GOM_NL__2PRFIN20060824_162348_000000352050_00341_23441_1388.N1	24-AUG-2006 16:23:48	Straylight	35.000	172	Gam Gru	3.0030	13100.	70	23441	No
186	GOM_NL__2PRFIN20060824_163006_000000382050_00341_23441_1389.N1	24-AUG-2006 16:30:06	Bright	38.000	142	49Del Cap	2.8500	8900.0	76	23441	No
187	GOM_NL__2PRFIN20060824_163321_000000342050_00341_23441_1390.N1	24-AUG-2006 16:33:21	Bright	33.500	154	22Bet Aqr	2.8990	5700.0	67	23441	No
188	GOM_NL__2PRFIN20060824_164448_000000292050_00341_23441_1391.N1	24-AUG-2006 16:44:48	Bright	29.000	92	53Eps Cyg	2.5000	4500.0	58	23441	No
189	GOM_NL__2PRFIN20060824_164633_000000292050_00341_23441_1392.N1	24-AUG-2006 16:46:33	Bright	28.500	66	37Gam Cyg	2.2080	5900.0	57	23441	No
190	GOM_NL__2PRFIN20060824_164759_000000302050_00341_23441_1393.N1	24-AUG-2006 16:47:59	Bright	30.000	19	50Alp Cyg	1.2460	10500.	60	23441	No
191	GOM_NL__2PRFIN20060824_165310_000000302050_00341_23441_1394.N1	24-AUG-2006 16:53:10	Bright	30.000	89	5Alp Cep	2.4510	8000.0	60	23441	No
192	GOM_NL__2PRFIN20060824_170036_000000322050_00341_23441_1395.N1	24-AUG-2006 17:00:36	Bright	31.500	49	1Alp UMi	1.9900	6300.0	63	23441	No
193	GOM_NL__2PRFIN20060824_171717_000000392050_00341_23441_1396.N1	24-AUG-2006 17:17:17	Bright	38.500	24	66Alp Gem	1.5800	10200.	77	23441	No
194	GOM_NL__2PRFIN20060824_172405_000000342050_00341_23441_1397.N1	24-AUG-2006 17:24:05	Twilight	34.000	153	3Bet CMi	2.8940	13100.	68	23441	No
195	GOM_NL__2PRFIN20060824_173157_000000402050_00341_23441_1398.N1	24-AUG-2006 17:31:57	Dark	40.000	1	9Alp CMa	-1.4400	11000.	80	23441	No
196	GOM_NL__2PRFIN20060824_173324_000000352050_00341_23441_1399.N1	24-AUG-2006 17:33:24	Dark	34.500	179	24Omi2CMa	3.0320	24000.	69	23441	No
197	GOM_NL__2PRFIN20060824_173452_000000372050_00341_23441_1400.N1	24-AUG-2006 17:34:52	Dark	36.500	23	21Eps CMa	1.5020	26000.	73	23441	No
198	GOM_NL__2PRFIN20060824_173639_000000382050_00341_23441_1401.N1	24-AUG-2006 17:36:39	Dark	38.000	117	Pi Pup	2.7060	3800.0	76	23441	No
199	GOM_NL__2PRFIN20060824_174141_000000382050_00341_23441_1402.N1	24-AUG-2006 17:41:41	Dark	37.500	2	Alp Car	-0.73600	7000.0	75	23441	No
200	GOM_NL__2PRFIN20060824_175143_000000342050_00342_23442_1385.N1	24-AUG-2006 17:51:43	Dark	34.000	143	Alp Hyi	2.8570	7200.0	68	23442	No
201	GOM_NL__2PRFIN20060824_175253_000000392050_00342_23442_1386.N1	24-AUG-2006 17:52:53	Dark	38.500	9	Alp Eri	0.45300	24000.	77	23442	No
202	GOM_NL__2PRFIN20060824_175754_000000322050_00342_23442_1387.N1	24-AUG-2006 17:57:54	Straylight	31.500	148	Alp Tuc	2.8780	4100.0	63	23442	No
203	GOM_NL__2PRFIN20060824_180131_000000412050_00342_23442_1388.N1	24-AUG-2006 18:01:31	Straylight	41.000	31	Alp Gru	1.7340	15200.	82	23442	No
204	GOM_NL__2PRFIN20060824_180424_000000352050_00342_23442_1389.N1	24-AUG-2006 18:04:24	Straylight	35.000	172	Gam Gru	3.0030	13100.	70	23442	No
205	GOM_NL__2PRFIN20060824_181042_000000472050_00342_23442_1390.N1	24-AUG-2006 18:10:42	Bright	47.000	142	49Del Cap	2.8500	8900.0	94	23442	No
206	GOM_NL__2PRFIN20060824_181357_000000342050_00342_23442_1391.N1	24-AUG-2006 18:13:57	Bright	33.500	154	22Bet Aqr	2.8990	5700.0	67	23442	No
207	GOM_NL__2PRFIN20060824_182524_000000322050_00342_23442_1392.N1	24-AUG-2006 18:25:24	Bright	31.500	92	53Eps Cyg	2.5000	4500.0	63	23442	No
208	GOM_NL__2PRFIN20060824_182709_000000322050_00342_23442_1393.N1	24-AUG-2006 18:27:09	Bright	31.500	66	37Gam Cyg	2.2080	5900.0	63	23442	No
209	GOM_NL__2PRFIN20060824_182835_000000322050_00342_23442_1394.N1	24-AUG-2006 18:28:35	Bright	32.000	19	50Alp Cyg	1.2460	10500.	64	23442	No
210	GOM_NL__2PRFIN20060824_183346_000000312050_00342_23442_1395.N1	24-AUG-2006 18:33:46	Bright	30.500	89	5Alp Cep	2.4510	8000.0	61	23442	No
211	GOM_NL__2PRFIN20060824_184112_000000312050_00342_23442_1396.N1	24-AUG-2006 18:41:12	Bright	31.000	49	1Alp UMi	1.9900	6300.0	62	23442	No
212	GOM_NL__2PRFIN20060824_185753_000000472050_00342_23442_1397.N1	24-AUG-2006 18:57:53	Bright	47.000	24	66Alp Gem	1.5800	10200.	94	23442	No
213	GOM_NL__2PRFIN20060824_190441_000000332050_00342_23442_1398.N1	24-AUG-2006 19:04:41	Twilight	33.000	153	3Bet CMi	2.8940	13100.	66	23442	No
214	GOM_NL__2PRFIN20060824_191233_000000462050_00342_23442_1399.N1	24-AUG-2006 19:12:33	Dark	46.000	1	9Alp CMa	-1.4400	11000.	92	23442	No
215	GOM_NL__2PRFIN20060824_191400_000000332050_00342_23442_1400.N1	24-AUG-2006 19:14:00	Dark	33.000	179	24Omi2CMa	3.0320	24000.	66	23442	No
216	GOM_NL__2PRFIN20060824_191528_000000382050_00342_23442_1401.N1	24-AUG-2006 19:15:28	Dark	38.000	23	21Eps CMa	1.5020	26000.	76	23442	No
217	GOM_NL__2PRFIN20060824_191715_000000372050_00342_23442_1402.N1	24-AUG-2006 19:17:15	Dark	36.500	117	Pi Pup	2.7060	3800.0	73	23442	No
218	GOM_NL__2PRFIN20060824_192217_000000472050_00342_23442_1403.N1	24-AUG-2006 19:22:17	Dark	47.000	2	Alp Car	-0.73600	7000.0	94	23442	No
219	GOM_NL__2PRFIN20060824_193220_000000342050_00343_23443_1263.N1	24-AUG-2006 19:32:20	Dark	34.000	143	Alp Hyi	2.8570	7200.0	68	23443	No

220	GOM_NL__2PRFIN20060824_193330_000000452050_00343_23443_1264.N1	24-AUG-2006 19:33:30	Dark	44.500	9	Alp Eri	0.45300	24000.	89	23443	No
221	GOM_NL__2PRFIN20060824_193830_000000322050_00343_23443_1265.N1	24-AUG-2006 19:38:30	Straylight	32.000	148	Alp Tuc	2.8780	4100.0	64	23443	No
222	GOM_NL__2PRFIN20060824_194208_000000332050_00343_23443_1266.N1	24-AUG-2006 19:42:08	Straylight	32.500	31	Alp Gru	1.7340	15200.	65	23443	No
223	GOM_NL__2PRFIN20060824_194501_000000352050_00343_23443_1267.N1	24-AUG-2006 19:45:01	Straylight	34.500	172	Gam Gru	3.0030	13100.	69	23443	No
224	GOM_NL__2PRFIN20060824_195118_000000372050_00343_23443_1268.N1	24-AUG-2006 19:51:18	Bright	36.500	142	49Del Cap	2.8500	8900.0	73	23443	No
225	GOM_NL__2PRFIN20060824_195433_000000342050_00343_23443_1269.N1	24-AUG-2006 19:54:33	Bright	33.500	154	22Bet Aqr	2.8990	5700.0	67	23443	No
226	GOM_NL__2PRFIN20060824_200559_000000312050_00343_23443_1270.N1	24-AUG-2006 20:05:59	Bright	31.000	92	53Eps Cyg	2.5000	4500.0	62	23443	No
227	GOM_NL__2PRFIN20060824_200744_000000312050_00343_23443_1271.N1	24-AUG-2006 20:07:44	Bright	31.000	66	37Gam Cyg	2.2080	5900.0	62	23443	No
228	GOM_NL__2PRFIN20060824_200911_000000322050_00343_23443_1272.N1	24-AUG-2006 20:09:11	Bright	32.000	19	50Alp Cyg	1.2460	10500.	64	23443	No
229	GOM_NL__2PRFIN20060824_201422_000000312050_00343_23443_1273.N1	24-AUG-2006 20:14:22	Bright	31.000	89	5Alp Cep	2.4510	8000.0	62	23443	No
230	GOM_NL__2PRFIN20060824_202148_000000302050_00343_23443_1274.N1	24-AUG-2006 20:21:48	Bright	30.000	49	1Alp UMi	1.9900	6300.0	60	23443	No
231	GOM_NL__2PRFIN20060824_203829_000000342050_00343_23443_1275.N1	24-AUG-2006 20:38:29	Bright	33.500	24	66Alp Gem	1.5800	10200.	67	23443	No
232	GOM_NL__2PRFIN20060824_204517_000000332050_00343_23443_1276.N1	24-AUG-2006 20:45:17	Twilight	32.500	153	3Bet CMi	2.8940	13100.	65	23443	No
233	GOM_NL__2PRFIN20060824_205309_000000452050_00343_23443_1277.N1	24-AUG-2006 20:53:09	Dark	44.500	1	9Alp CMa	-1.4400	11000.	89	23443	No
234	GOM_NL__2PRFIN20060824_205437_000000342050_00343_23443_1278.N1	24-AUG-2006 20:54:37	Dark	34.000	179	24Omi2CMa	3.0320	24000.	68	23443	No
235	GOM_NL__2PRFIN20060824_205605_000000352050_00343_23443_1279.N1	24-AUG-2006 20:56:05	Dark	35.000	23	21Eps CMa	1.5020	26000.	70	23443	No
236	GOM_NL__2PRFIN20060824_205751_000000382050_00343_23443_1280.N1	24-AUG-2006 20:57:51	Dark	38.000	117	Pi Pup	2.7060	3800.0	76	23443	No
237	GOM_NL__2PRFIN20060824_210254_000000462050_00343_23443_1281.N1	24-AUG-2006 21:02:54	Dark	45.500	2	Alp Car	-0.73600	7000.0	91	23443	No
238	GOM_NL__2PRFIN20060824_211256_000000342050_00344_23444_1263.N1	24-AUG-2006 21:12:56	Dark	34.000	143	Alp Hyi	2.8570	7200.0	68	23444	No
239	GOM_NL__2PRFIN20060824_211407_000000372050_00344_23444_1264.N1	24-AUG-2006 21:14:07	Dark	37.000	9	Alp Eri	0.45300	24000.	74	23444	No
240	GOM_NL__2PRFIN20060824_211906_000000412050_00344_23444_1265.N1	24-AUG-2006 21:19:06	Straylight	41.000	148	Alp Tuc	2.8780	4100.0	82	23444	No
241	GOM_NL__2PRFIN20060824_212244_000000352050_00344_23444_1266.N1	24-AUG-2006 21:22:44	Straylight	34.500	31	Alp Gru	1.7340	15200.	69	23444	No
242	GOM_NL__2PRFIN20060824_212537_000000352050_00344_23444_1267.N1	24-AUG-2006 21:25:37	Straylight	35.000	172	Gam Gru	3.0030	13100.	70	23444	No
243	GOM_NL__2PRFIN20060824_213154_000000392050_00344_23444_1268.N1	24-AUG-2006 21:31:54	Bright	39.000	142	49Del Cap	2.8500	8900.0	78	23444	No
244	GOM_NL__2PRFIN20060824_213509_000000342050_00344_23444_1269.N1	24-AUG-2006 21:35:09	Bright	34.000	154	22Bet Aqr	2.8990	5700.0	68	23444	No
245	GOM_NL__2PRFIN20060824_214635_000000292050_00344_23444_1270.N1	24-AUG-2006 21:46:35	Bright	29.000	92	53Eps Cyg	2.5000	4500.0	58	23444	No
246	GOM_NL__2PRFIN20060824_214820_000000302050_00344_23444_1271.N1	24-AUG-2006 21:48:20	Bright	29.500	66	37Gam Cyg	2.2080	5900.0	59	23444	No
247	GOM_NL__2PRFIN20060824_214947_000000322050_00344_23444_1272.N1	24-AUG-2006 21:49:47	Bright	31.500	19	50Alp Cyg	1.2460	10500.	63	23444	No
248	GOM_NL__2PRFIN20060824_215458_000000282050_00344_23444_1273.N1	24-AUG-2006 21:54:58	Bright	27.500	89	5Alp Cep	2.4510	8000.0	55	23444	No
249	GOM_NL__2PRFIN20060824_220224_000000302050_00344_23444_1274.N1	24-AUG-2006 22:02:24	Bright	29.500	49	1Alp UMi	1.9900	6300.0	59	23444	No
250	GOM_NL__2PRFIN20060824_221905_000000292050_00344_23444_1275.N1	24-AUG-2006 22:19:05	Bright	28.500	24	66Alp Gem	1.5800	10200.	57	23444	No
251	GOM_NL__2PRFIN20060824_222553_000000332050_00344_23444_1276.N1	24-AUG-2006 22:25:53	Twilight	33.000	153	3Bet CMi	2.8940	13100.	66	23444	No
252	GOM_NL__2PRFIN20060824_223346_000000412050_00344_23444_1277.N1	24-AUG-2006 22:33:46	Dark	40.500	1	9Alp CMa	-1.4400	11000.	81	23444	No
253	GOM_NL__2PRFIN20060824_223513_000000342050_00344_23444_1278.N1	24-AUG-2006 22:35:13	Dark	34.000	179	24Omi2CMa	3.0320	24000.	68	23444	No
254	GOM_NL__2PRFIN20060824_223641_000000382050_00344_23444_1279.N1	24-AUG-2006 22:36:41	Dark	37.500	23	21Eps CMa	1.5020	26000.	75	23444	No
255	GOM_NL__2PRFIN20060824_223827_000000362050_00344_23444_1280.N1	24-AUG-2006 22:38:27	Dark	36.000	117	Pi Pup	2.7060	3800.0	72	23444	No
256	GOM_NL__2PRFIN20060824_224330_000000392050_00344_23444_1281.N1	24-AUG-2006 22:43:30	Dark	39.000	2	Alp Car	-0.73600	7000.0	78	23444	No
257	GOM_NL__2PRFIN20060824_225333_000000352050_00345_23445_1263.N1	24-AUG-2006 22:53:33	Dark	34.500	143	Alp Hyi	2.8570	7200.0	69	23445	No
258	GOM_NL__2PRFIN20060824_225443_000000362050_00345_23445_1264.N1	24-AUG-2006 22:54:43	Dark	36.000	9	Alp Eri	0.45300	24000.	72	23445	No
259	GOM_NL__2PRFIN20060824_225942_000000332050_00345_23445_1265.N1	24-AUG-2006 22:59:42	Straylight	32.500	148	Alp Tuc	2.8780	4100.0	65	23445	No
260	GOM_NL__2PRFIN20060824_230320_000000352050_00345_23445_1266.N1	24-AUG-2006 23:03:20	Straylight	34.500	31	Alp Gru	1.7340	15200.	69	23445	No
261	GOM_NL__2PRFIN20060824_230613_000000342050_00345_23445_1267.N1	24-AUG-2006 23:06:13	Straylight	33.500	172	Gam Gru	3.0030	13100.	67	23445	No
262	GOM_NL__2PRFIN20060824_231230_000000382050_00345_23445_1268.N1	24-AUG-2006 23:12:30	Bright	38.000	142	49Del Cap	2.8500	8900.0	76	23445	No
263	GOM_NL__2PRFIN20060824_231545_000000342050_00345_23445_1269.N1	24-AUG-2006 23:15:45	Bright	33.500	154	22Bet Aqr	2.8990	5700.0	67	23445	No
264	GOM_NL__2PRFIN20060824_232711_000000292050_00345_23445_1270.N1	24-AUG-2006 23:27:11	Bright	29.000	92	53Eps Cyg	2.5000	4500.0	58	23445	No
265	GOM_NL__2PRFIN20060824_232856_000000292050_00345_23445_1271.N1	24-AUG-2006 23:28:56	Bright	28.500	66	37Gam Cyg	2.2080	5900.0	57	23445	No
266	GOM_NL__2PRFIN20060824_233023_000000322050_00345_23445_1272.N1	24-AUG-2006 23:30:23	Bright	32.000	19	50Alp Cyg	1.2460	10500.	64	23445	No
267	GOM_NL__2PRFIN20060824_233533_000000482050_00345_23445_1273.N1	24-AUG-2006 23:35:33	Bright	48.000	89	5Alp Cep	2.4510	8000.0	96	23445	No
268	GOM_NL__2PRFIN20060824_234300_000000302050_00345_23445_1274.N1	24-AUG-2006 23:43:00	Bright	29.500	49	1Alp UMi	1.9900	6300.0	59	23445	No
269	GOM_NL__2PRFIN20060824_235941_000000362050_00345_23445_1275.N1	24-AUG-2006 23:59:41	Bright	36.000	24	66Alp Gem	1.5800	10200.	72	23445	No

3. Quality information per product

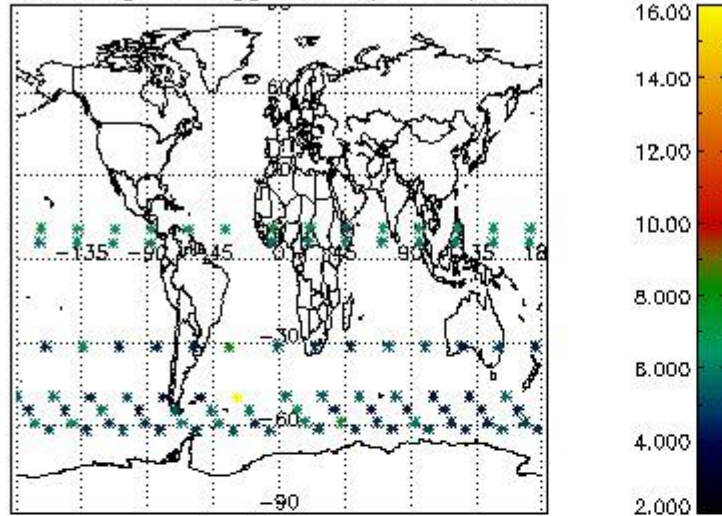
In this section it is plotted some information contained in the Quality Summary data set of the level 2 products. Only products in dark limb conditions and without errors (error flag in the MPH set to "0") are used.

3.1 Plot quality information per product (time dependant)

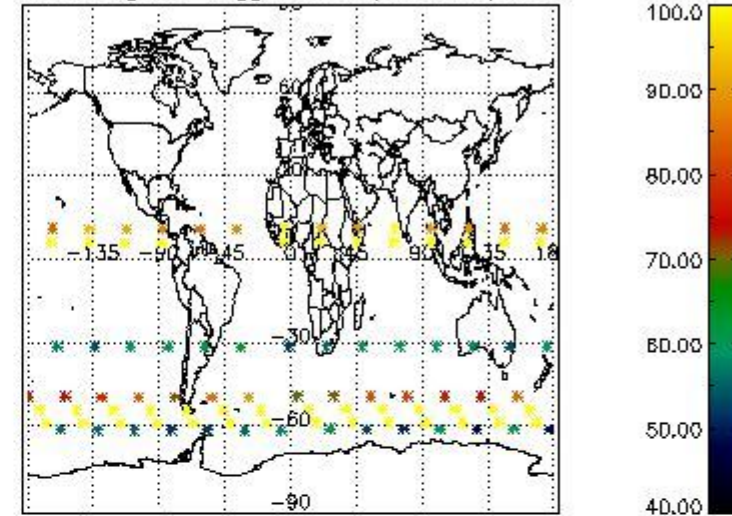


3.2 Plot quality information per product (world map)

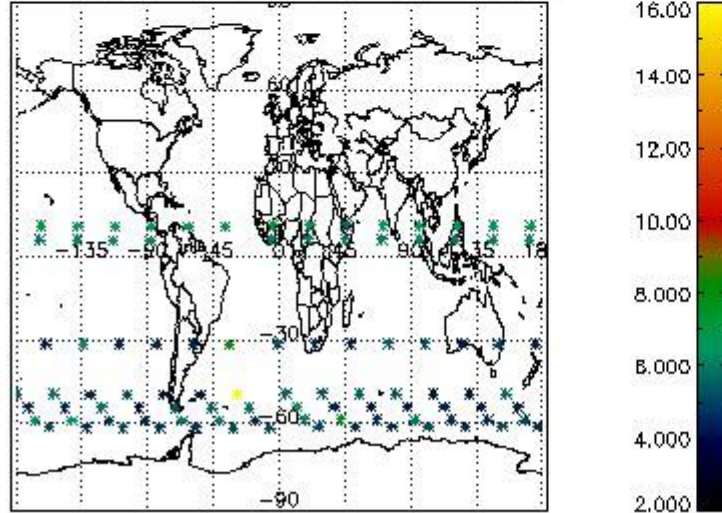
Percentage of flagged data per O3 profile



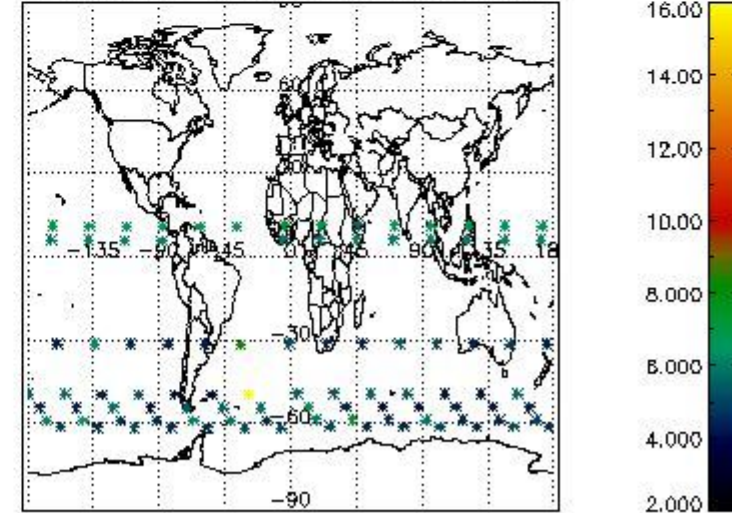
Percentage of flagged data per H2O profile



Percentage of flagged data per NO2 profile



Percentage of flagged data per NO3 profile

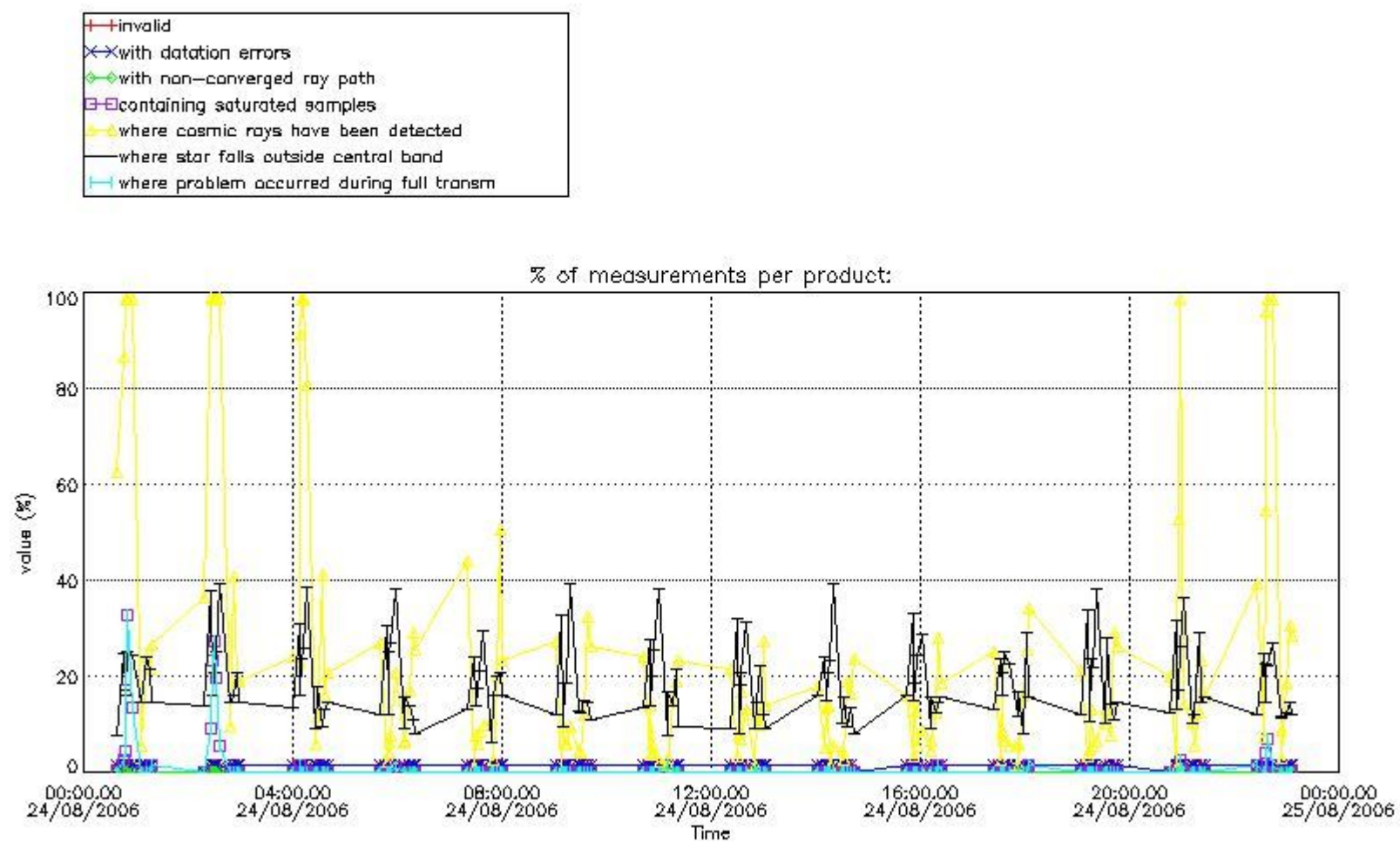


4. Level 1 quality information per product

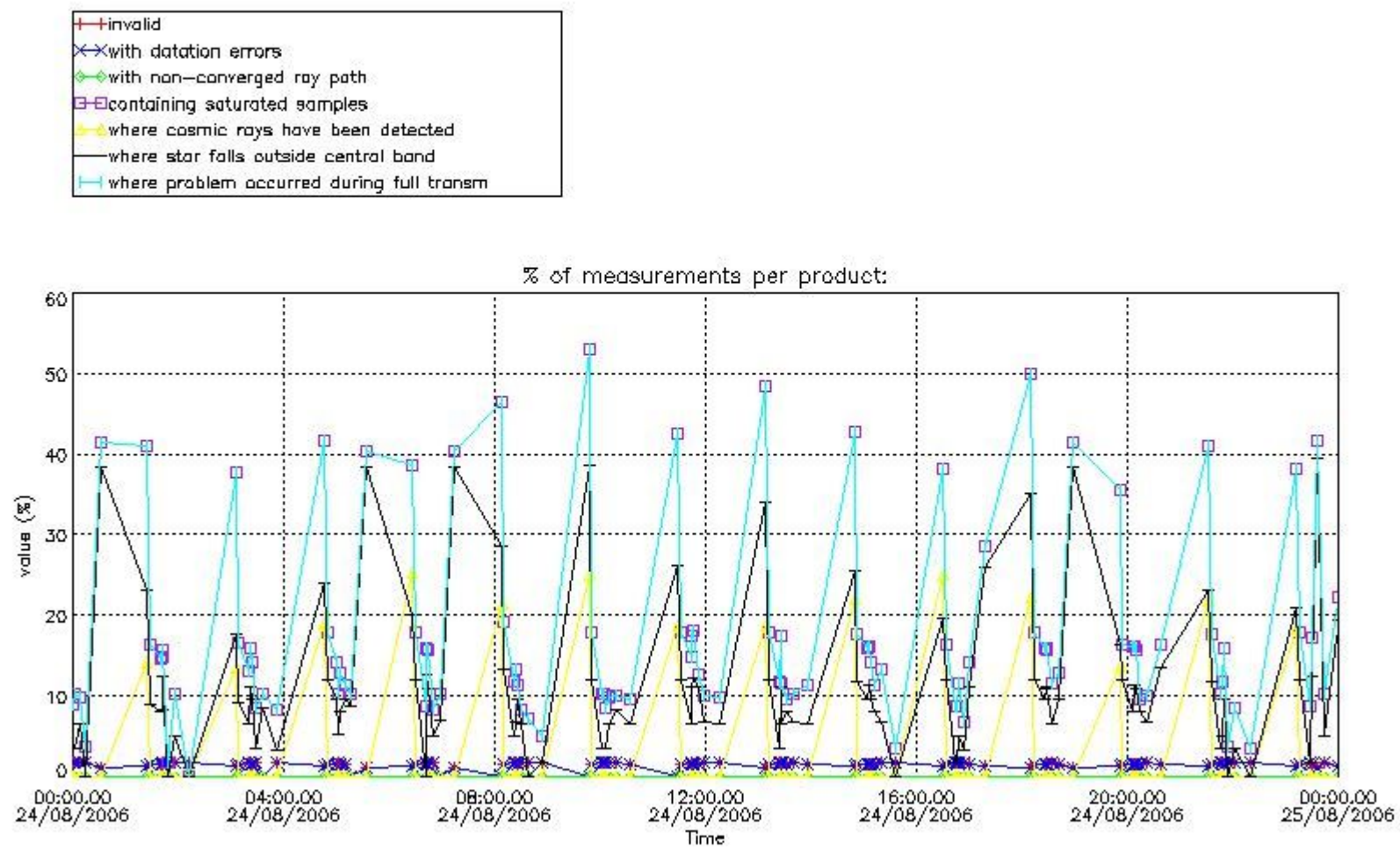
In this section it is plotted some information contained in the Quality Summary data set of the level 2 products that comes from the level 1b processing. Products without errors (error flag in the MPH set to "0") are used.

4.1 Plot quality information per product (time dependant) coming from level 1b processing

4.1.1 Plot level 1 quality information per product (time dependant): ENVISAT ASCENDING passes

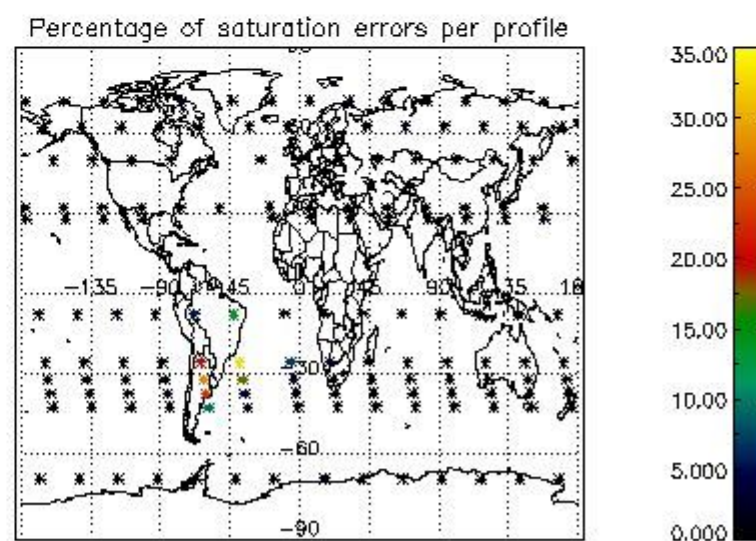
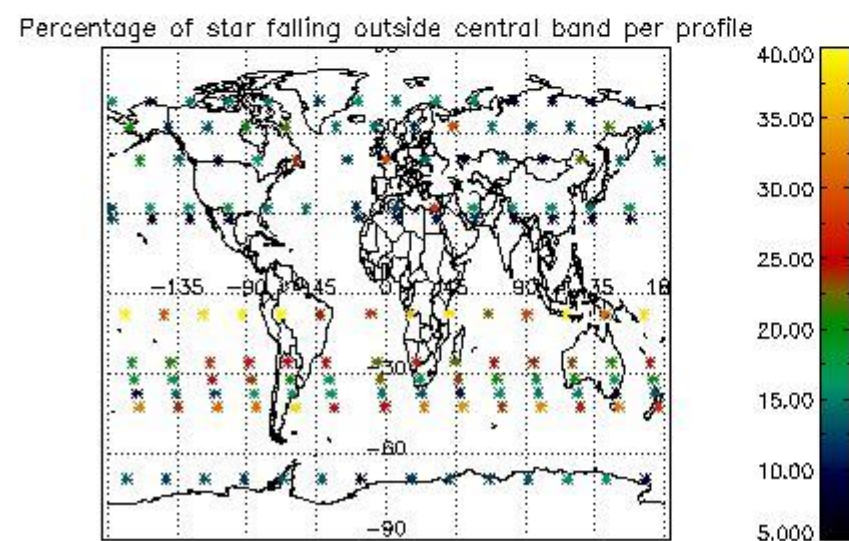
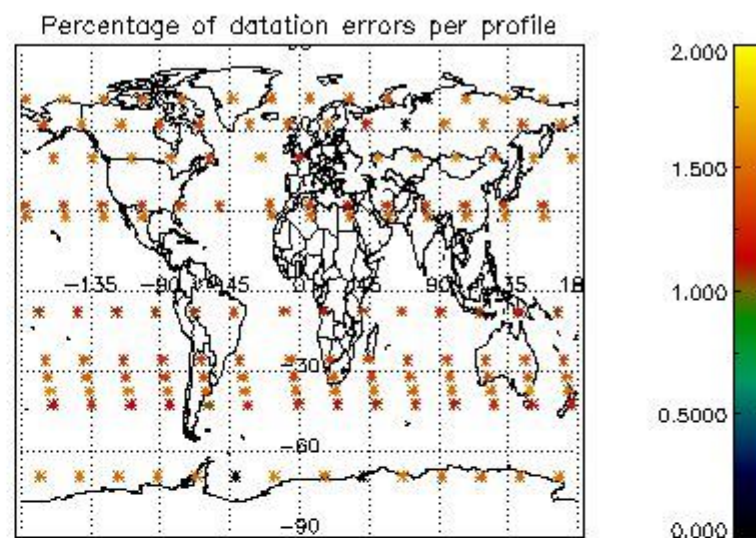
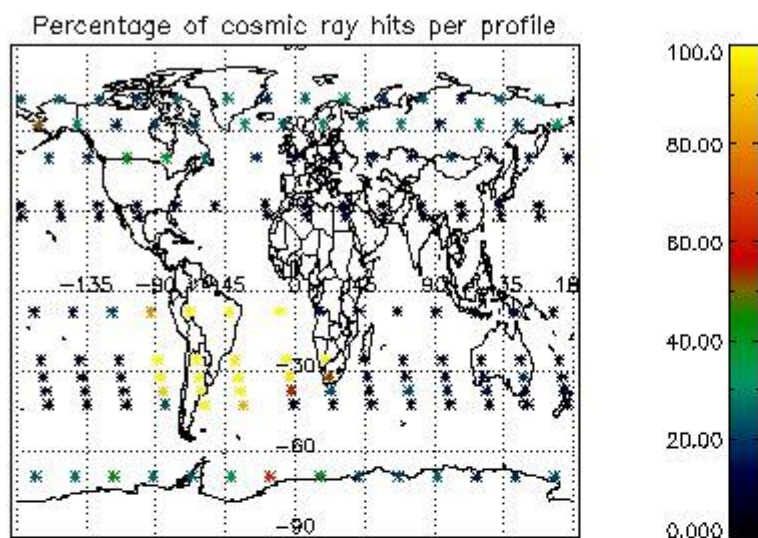


4.1.2 Plot level 1 quality information per product (time dependant): ENVI SAT DESCENDING passes

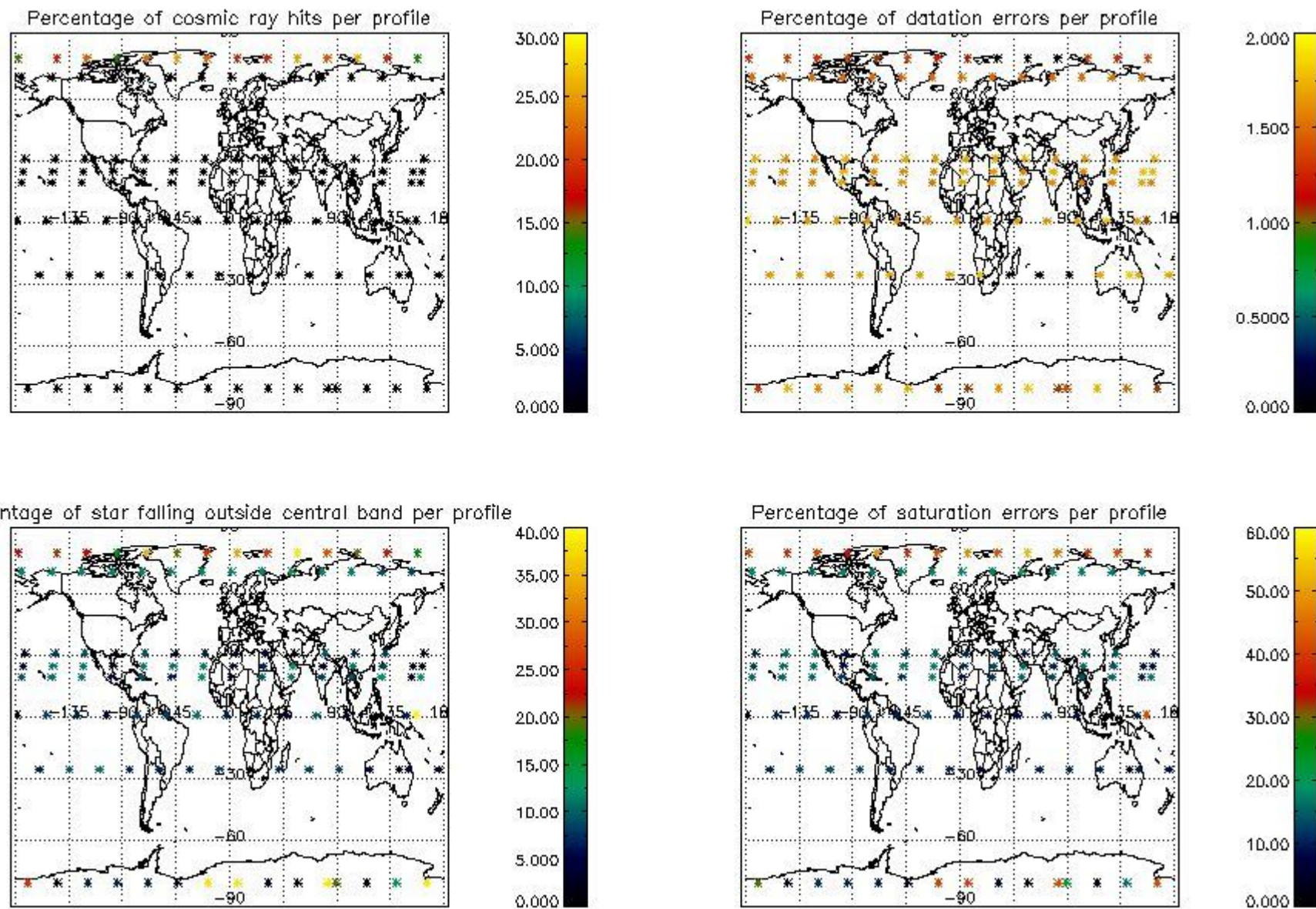


4.2 Plot quality information per product coming from level 1b processing (world map)

4.2.1 Plot level 1 quality information per product (world map): ENVISAT ASCENDING passes



4.2.2 Plot level 1 quality information per product (world map): ENVISAT DESCENDING passes



5. Trace gas profiles

5.1 Ozone statistics based on quality of products

The final quality of the products can be "measured" using the STD (Standard Deviation) attached to every point profile. This information is written to the parameter GOM_NL__2P/NL_LOCAL_SPECIES_DENSITY/o3_std of the level 2 products. The table below shows the statistics for given STD ranges.

The statistics are given with respect to the overall valid production:

- Products without fatal errors: GOM_NL__2P/MPH/PRODUCT_ERR=0
- Valid point profile: GOM_NL__2P/NL_LOCAL_SPECIES_DENSITY/pcd(0)=0

The 'Criteria' is applied to valid points of dark limb products:

- Products in dark limb illumination condition: GOM_NL__2P/NL_SUMMARY_QUALITY/obs_ill_cond=0
- Products without fatal errors: GOM_NL__2P/MPH/PRODUCT_ERR=0
- Valid point profile: GOM_NL__2P/NL_LOCAL_SPECIES_DENSITY/pcd(0)=0

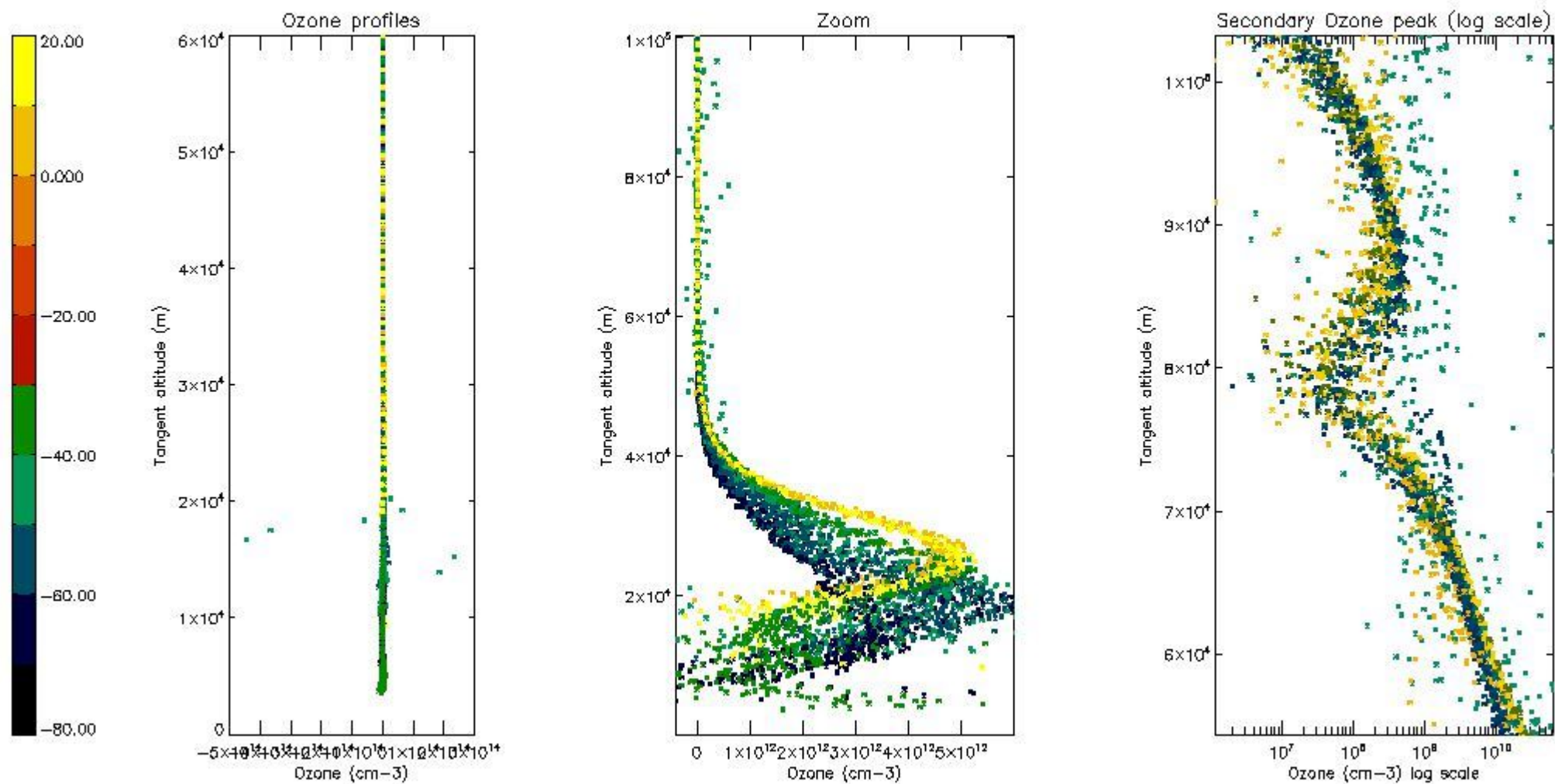
So, the table below shows the percentage of dark limb and valid observations for each criteria with respect to the overall valid daily observations.

Criteria	% of total production
All STD	40
STD < 20	27

STD < 10	22
STD < 5	17

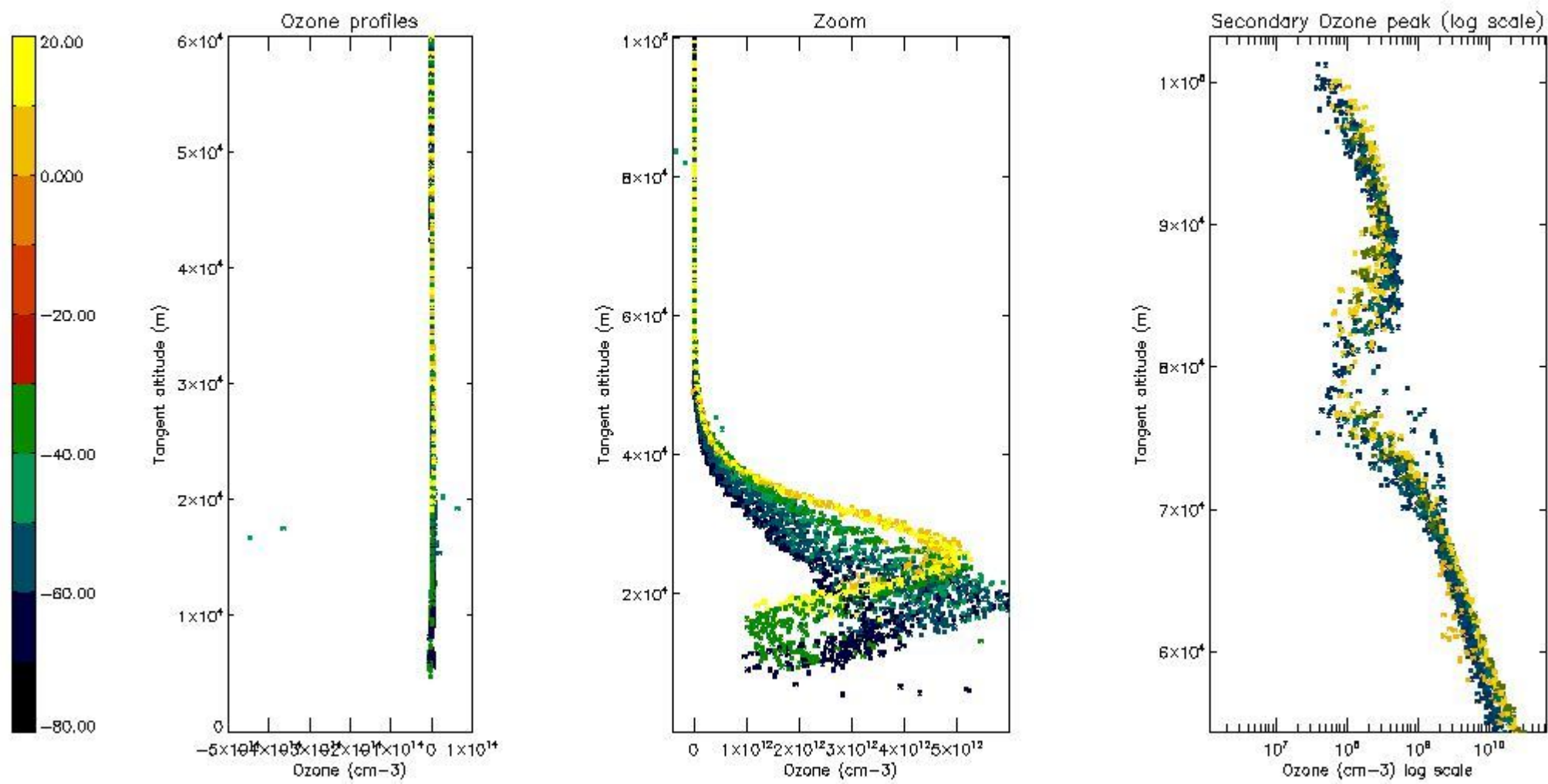
5.2 Plot ozone profiles for all STD (dark without errors)

The colorbar represents the latitude.



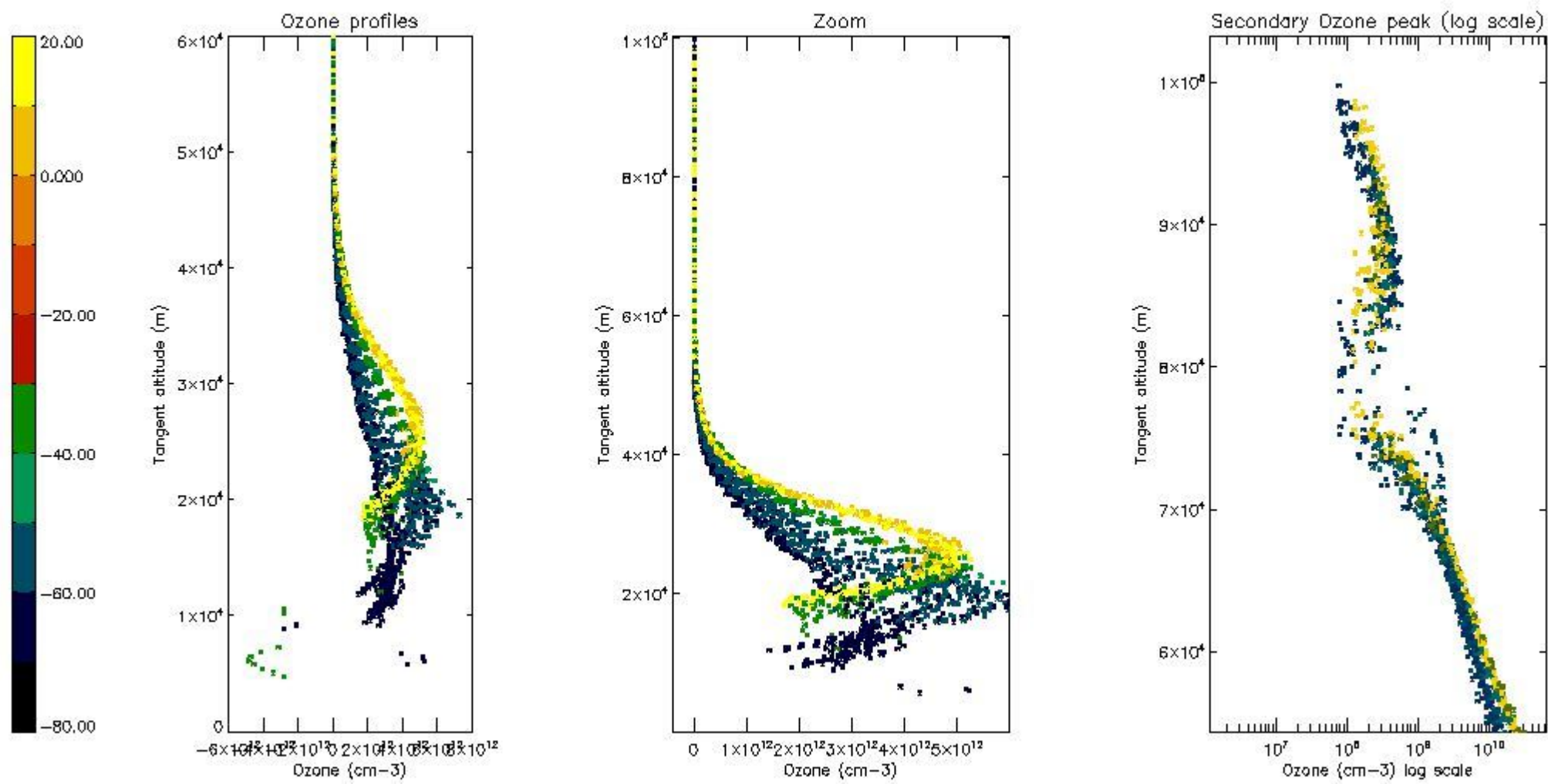
5.3 Plot ozone profiles where STD < 20% (dark without errors)

The colorbar represents the latitude.



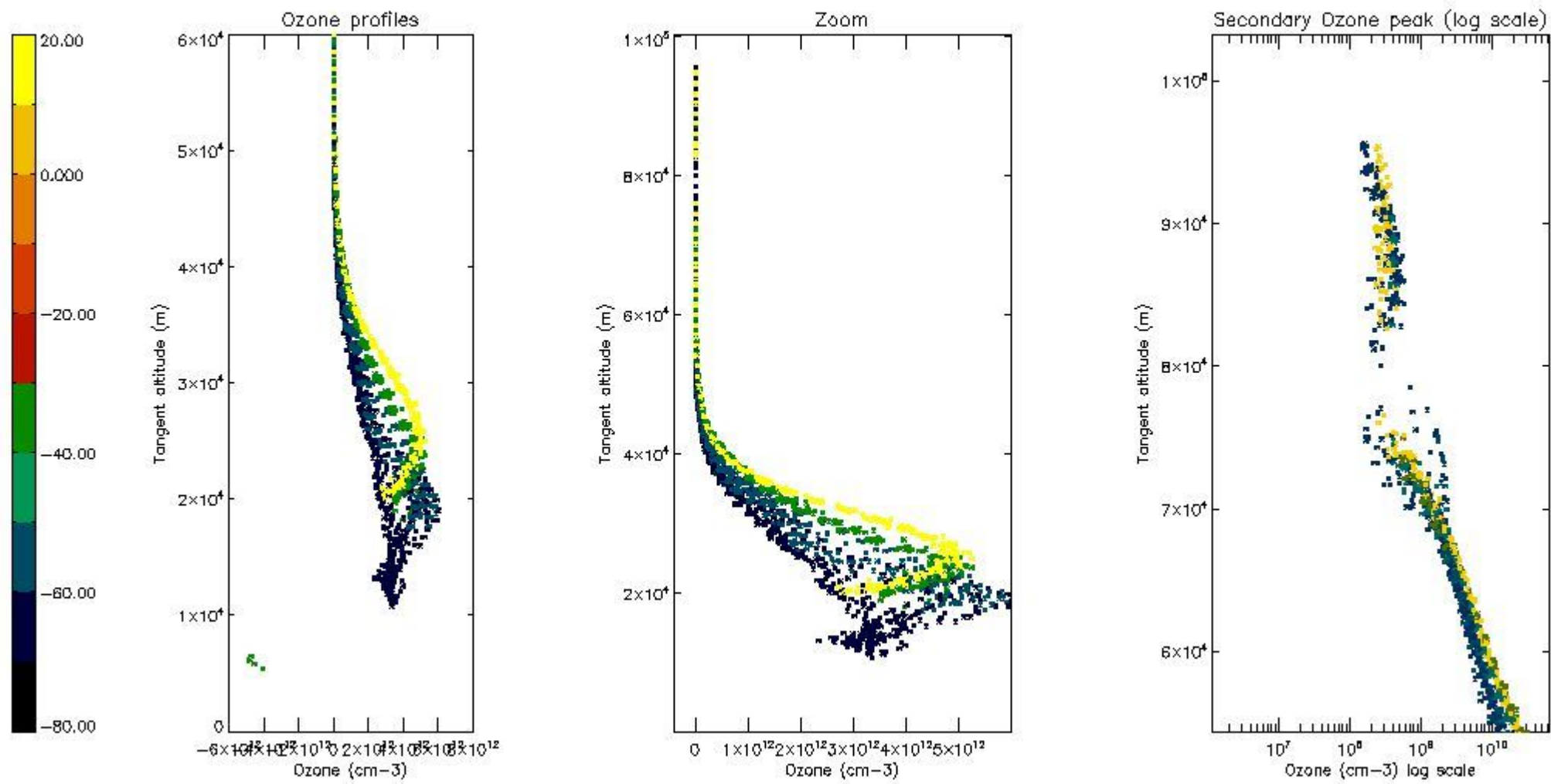
5.4 Plot ozone profiles where $STD < 10\%$ (dark without errors)

The colorbar represents the latitude.



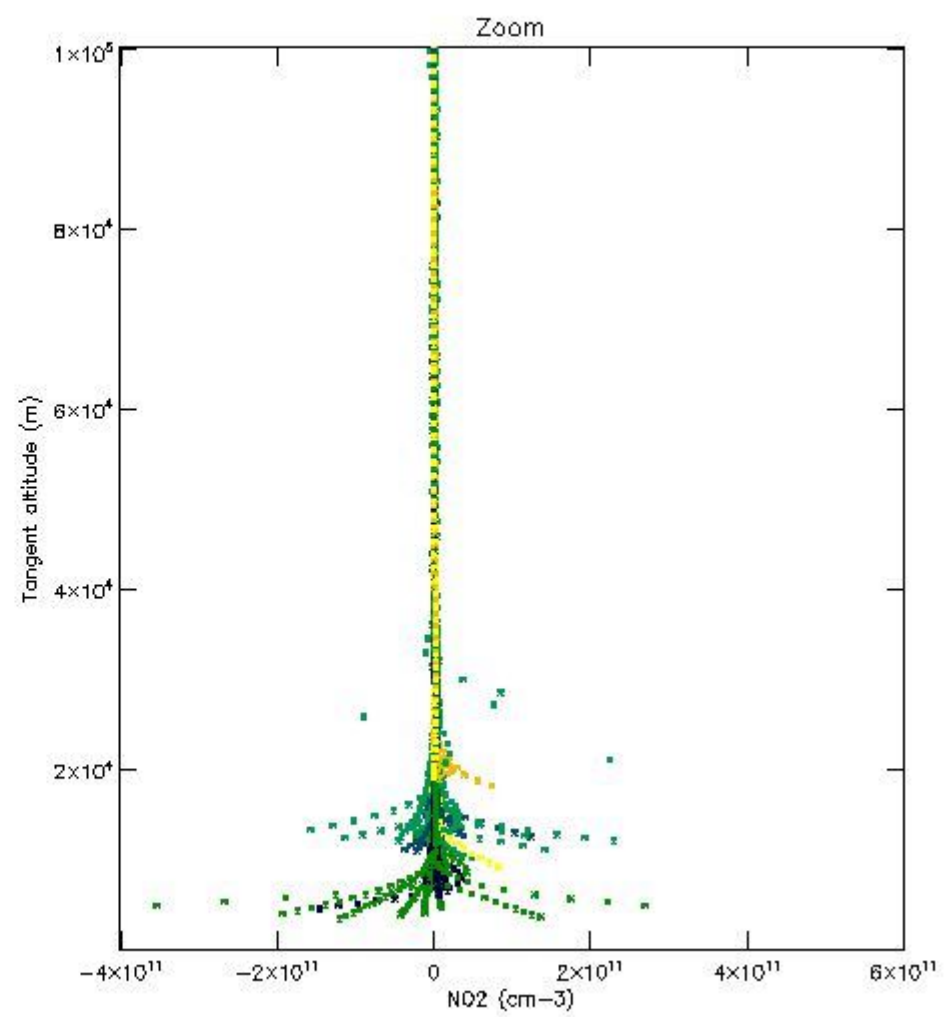
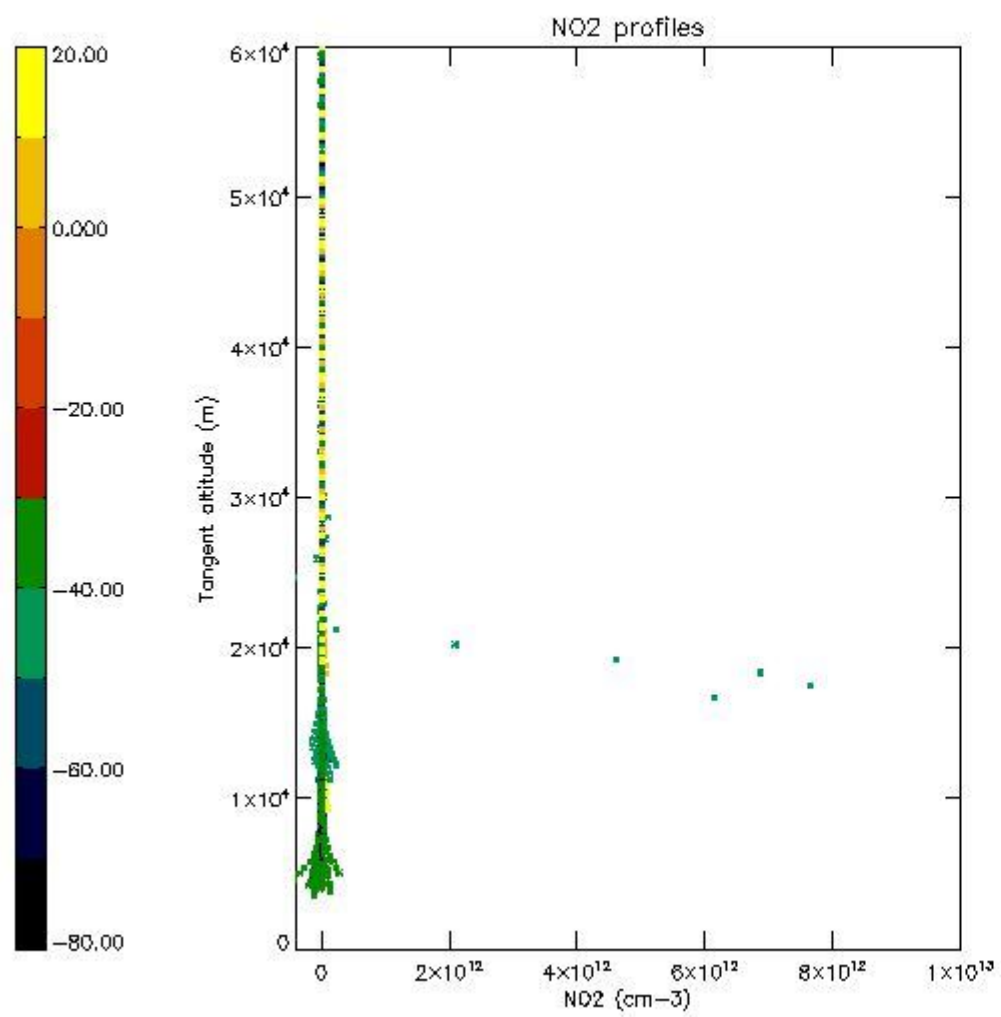
5.5 Plot ozone profiles where $STD < 5\%$ (dark without errors)

The colorbar represents the latitude.



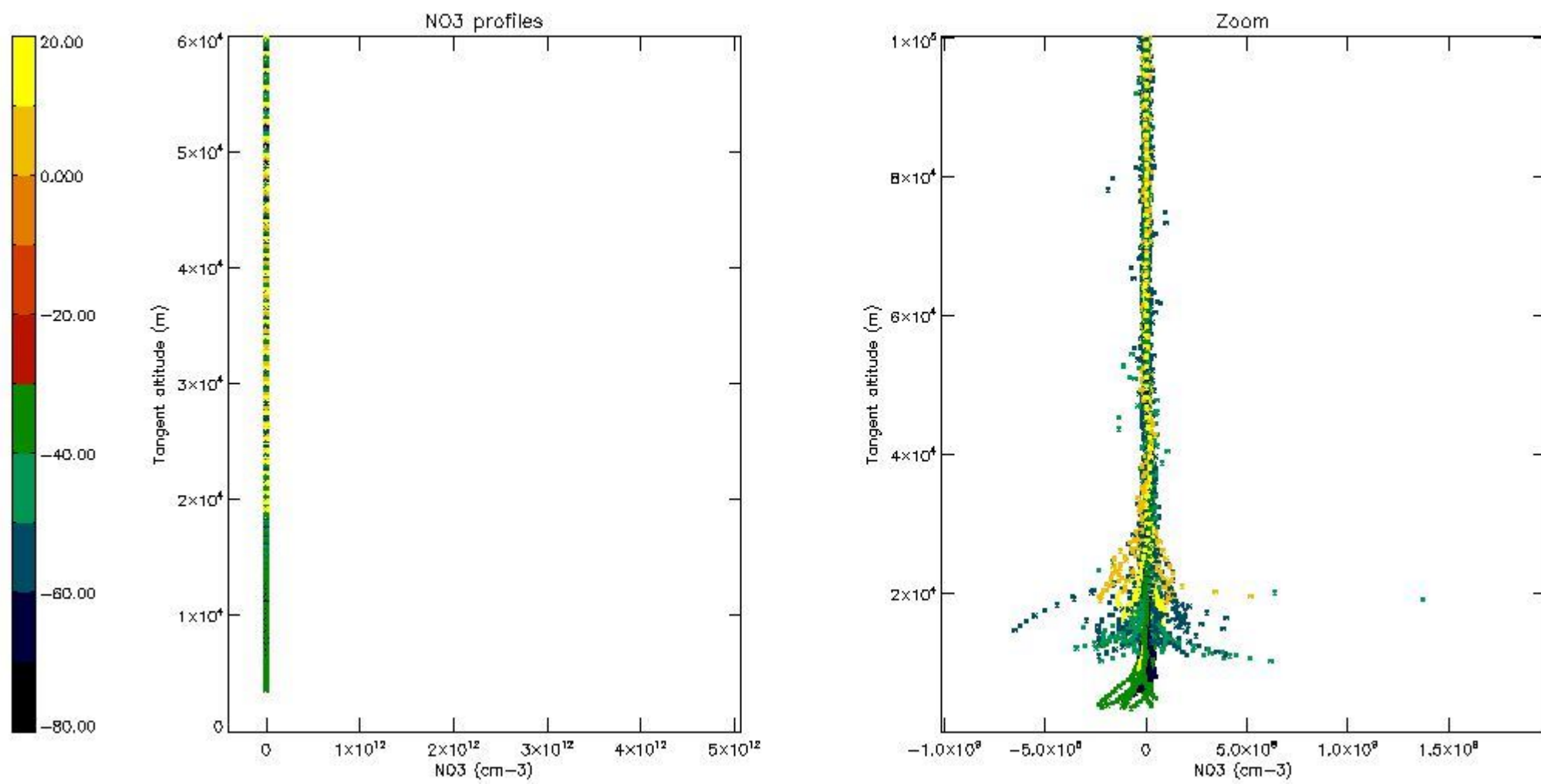
5.6 Plot NO₂ profiles for all STD (dark without errors)

The colorbar represents the latitude.



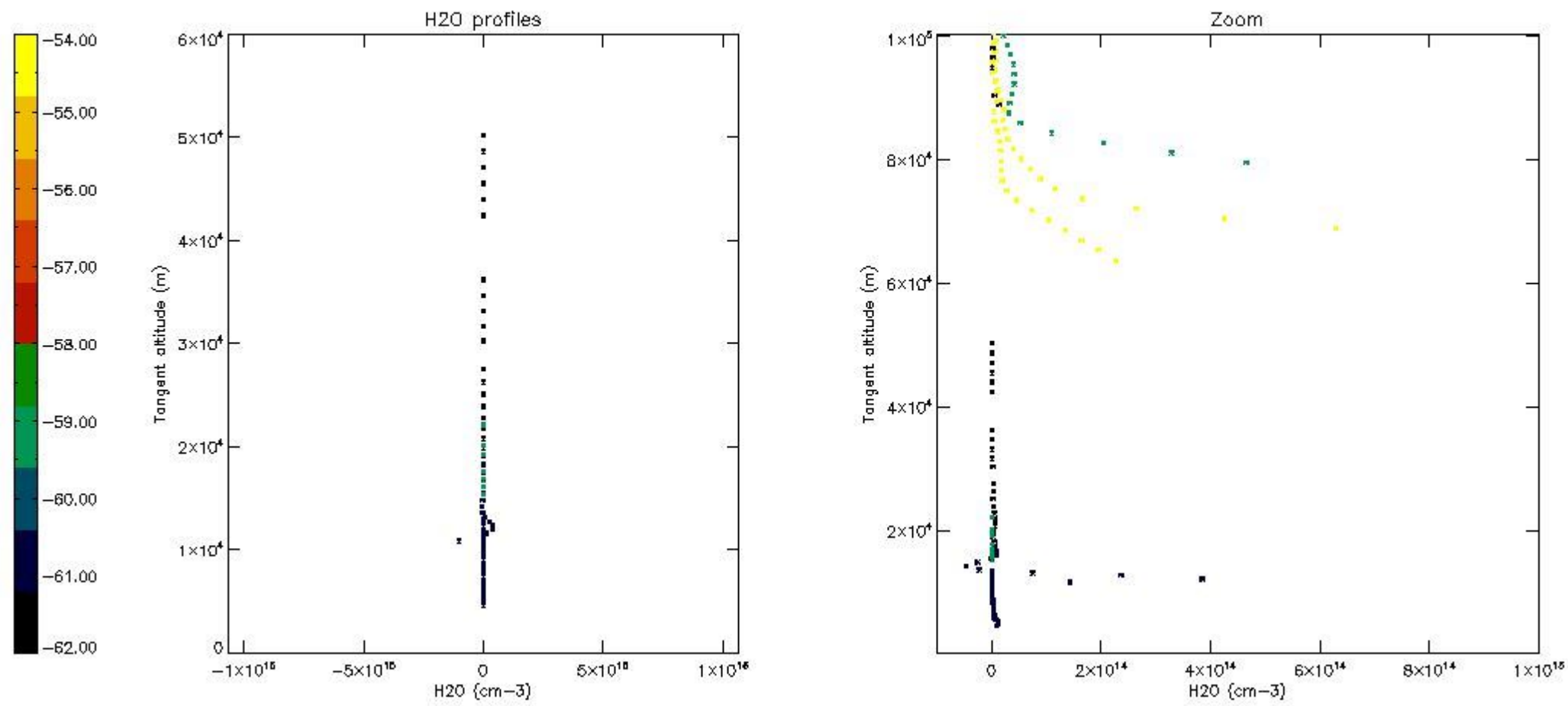
5.7 Plot NO3 profiles for all STD (dark without errors)

The colorbar represents the latitude.



5.8 Plot H₂O profiles for all STD (only for occultations of stars 1,2,3,4,13,14,16,26,63 dark without errors)

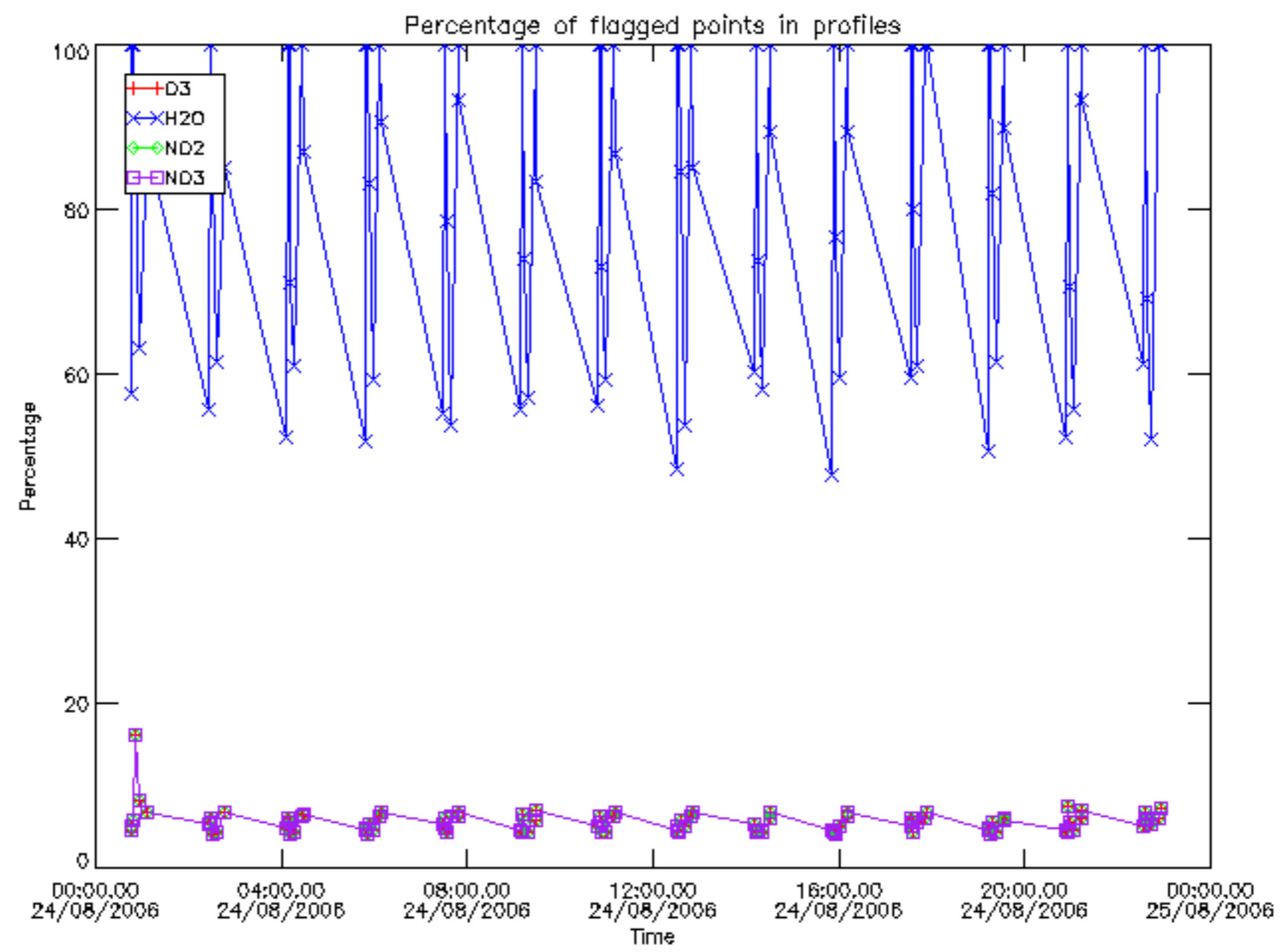
The colorbar represents the latitude.



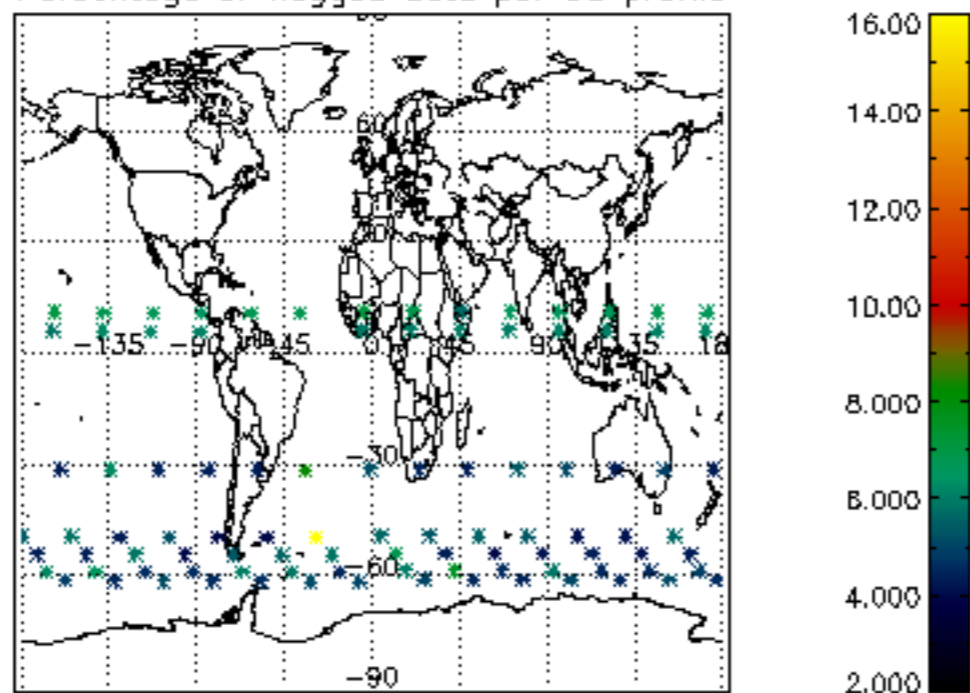
6. Auxiliary Data Files used for the production reported in section 2

The number reported in the third column indicates since which file (see list in section 2) the corresponding auxiliary file has been used. The fourth column is the date of those product files.

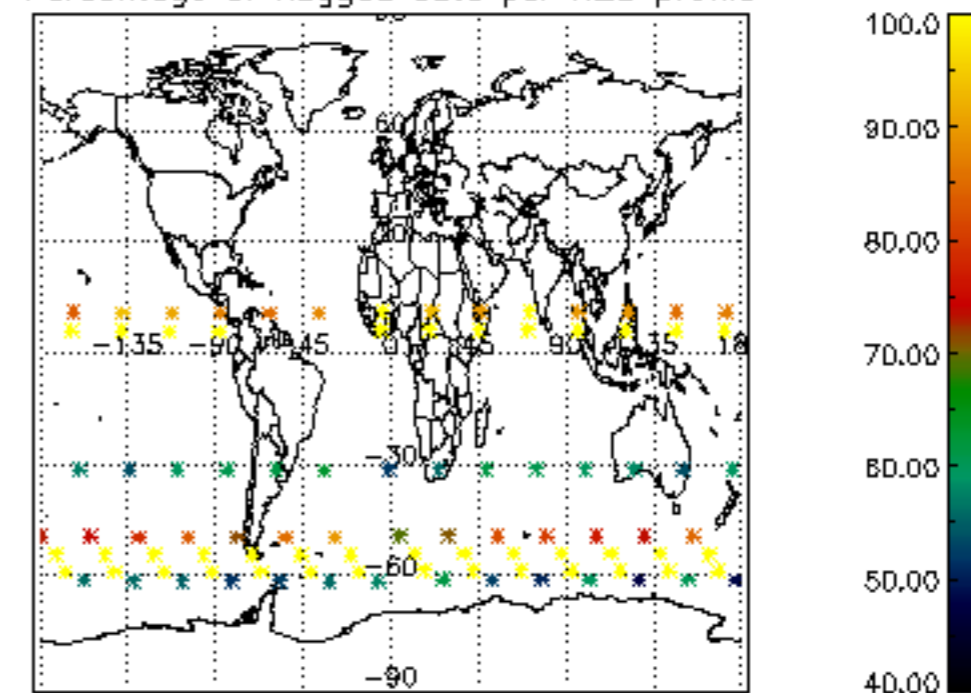
Type	Auxiliary Filename	Used since product	Used since product date
INST_PHYS_CHARACTERISTICS	GOM_INS_AXVIEC20091111_143220_20030716_120000_20500101_000000	1	24-AUG-2006 00:00:33
LEVEL-2_PROC_CONFIG	GOM_PR2_AXVIEC20091111_152718_20020301_000000_20500101_000000	1	24-AUG-2006 00:00:33
CROSS_SECTIONS_FILE	GOM_CRS_AXVIEC20091111_154832_20020301_000000_20500101_000000	1	24-AUG-2006 00:00:33



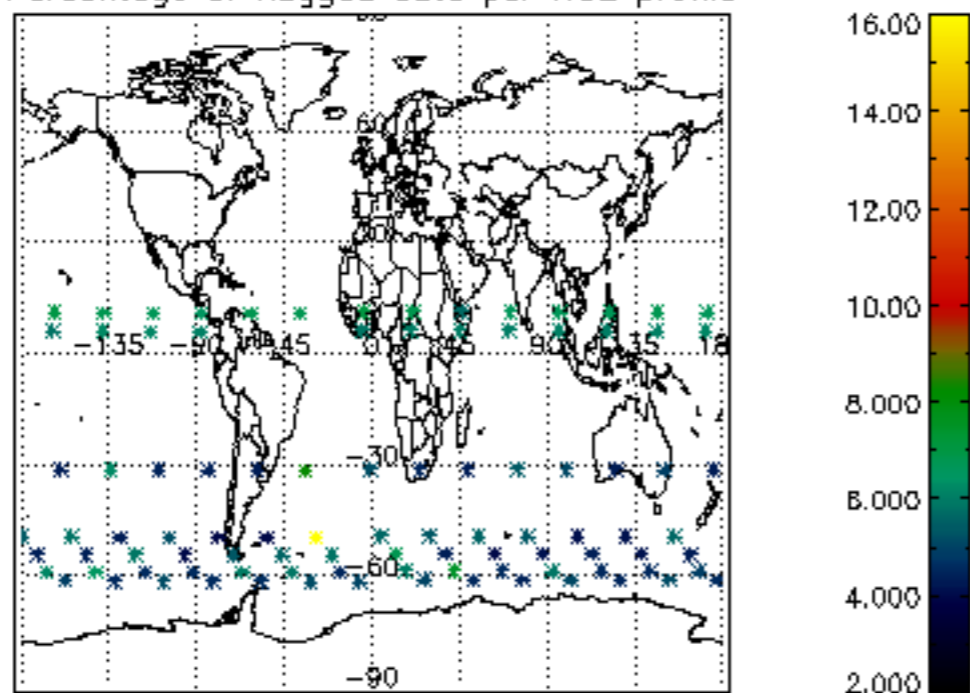
Percentage of flagged data per D3 profile



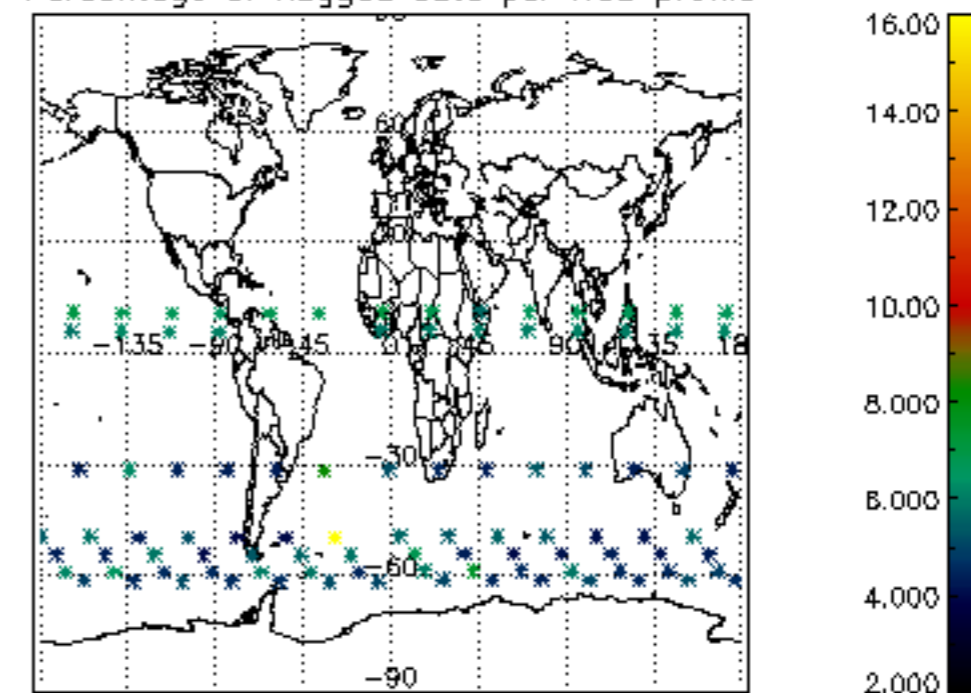
Percentage of flagged data per H2O profile

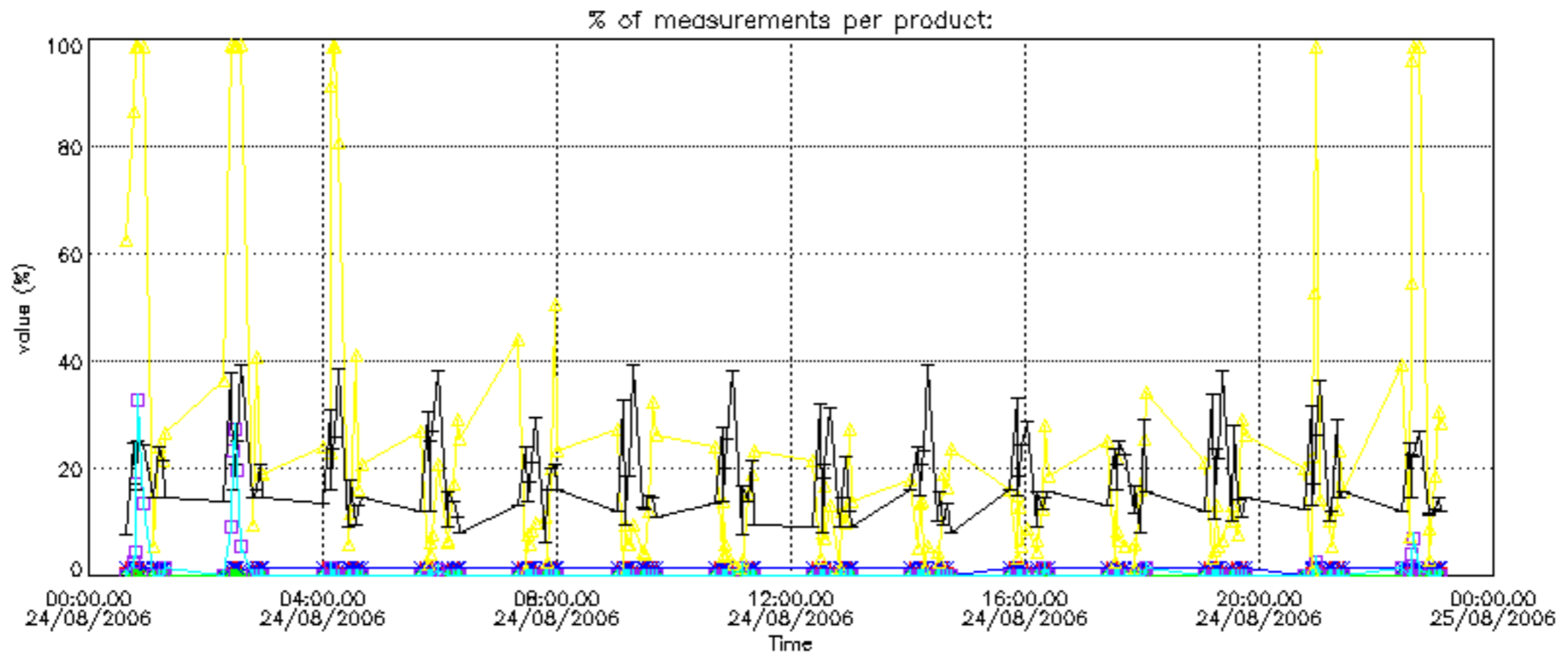


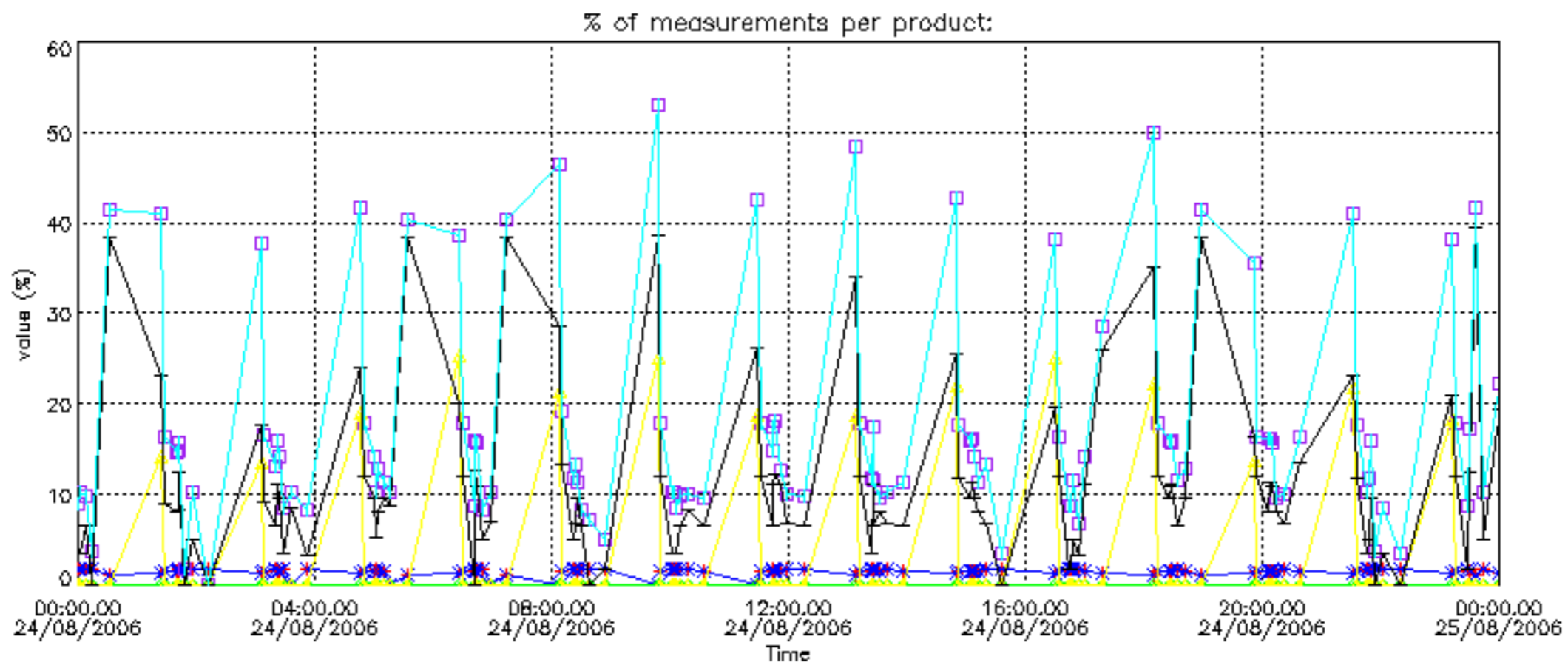
Percentage of flagged data per NO2 profile



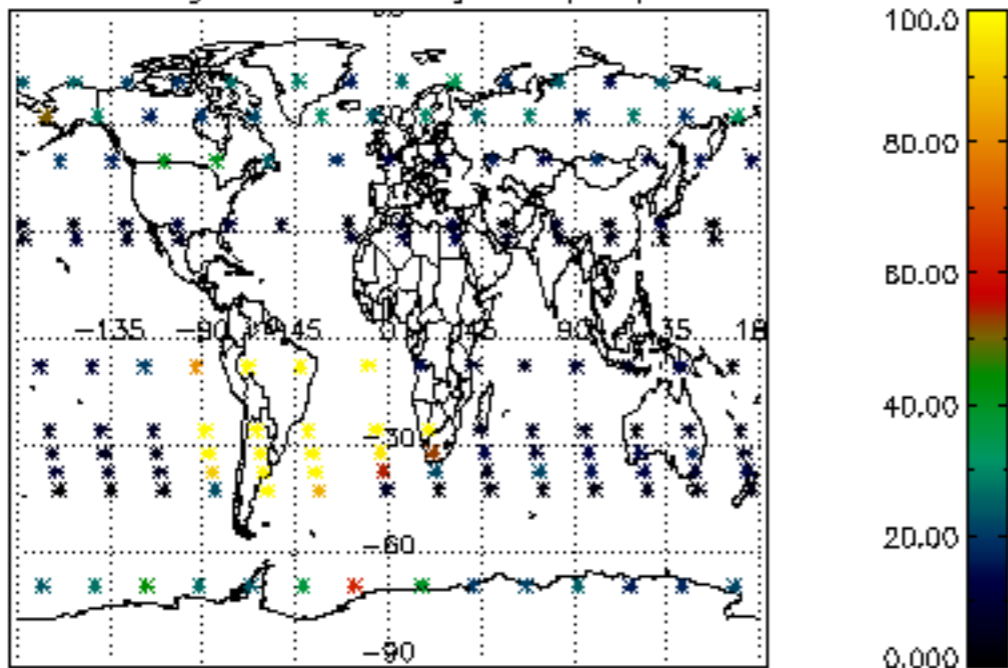
Percentage of flagged data per NO3 profile



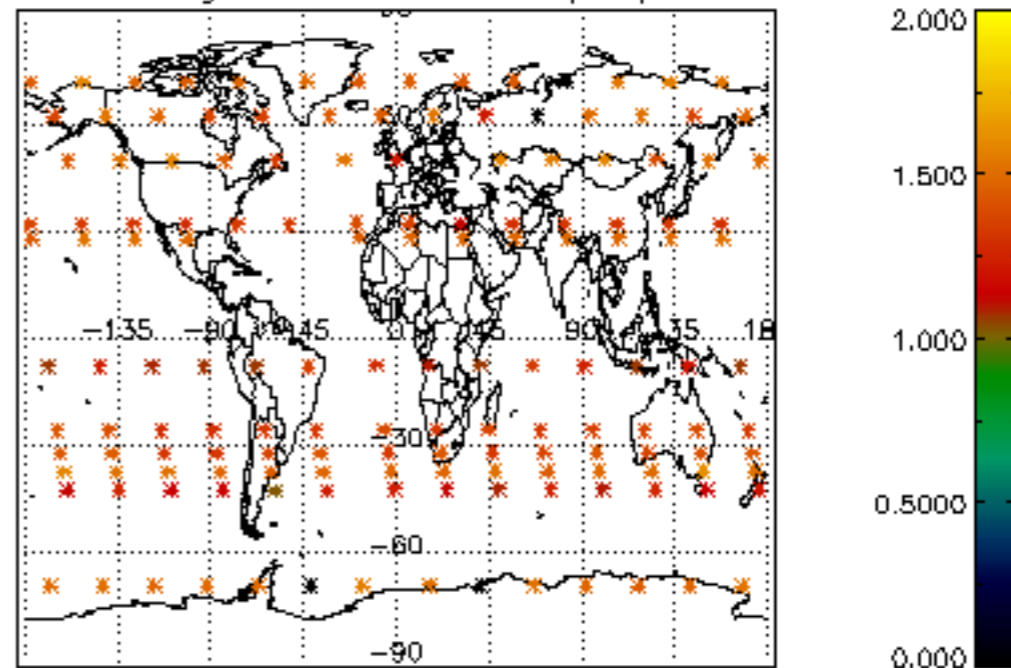




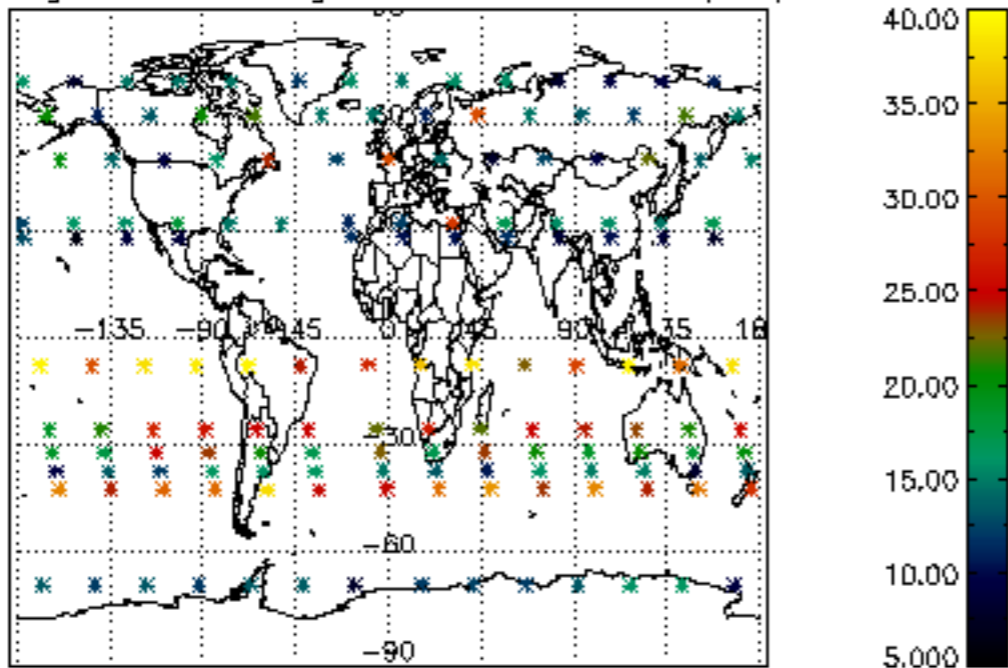
Percentage of cosmic ray hits per profile



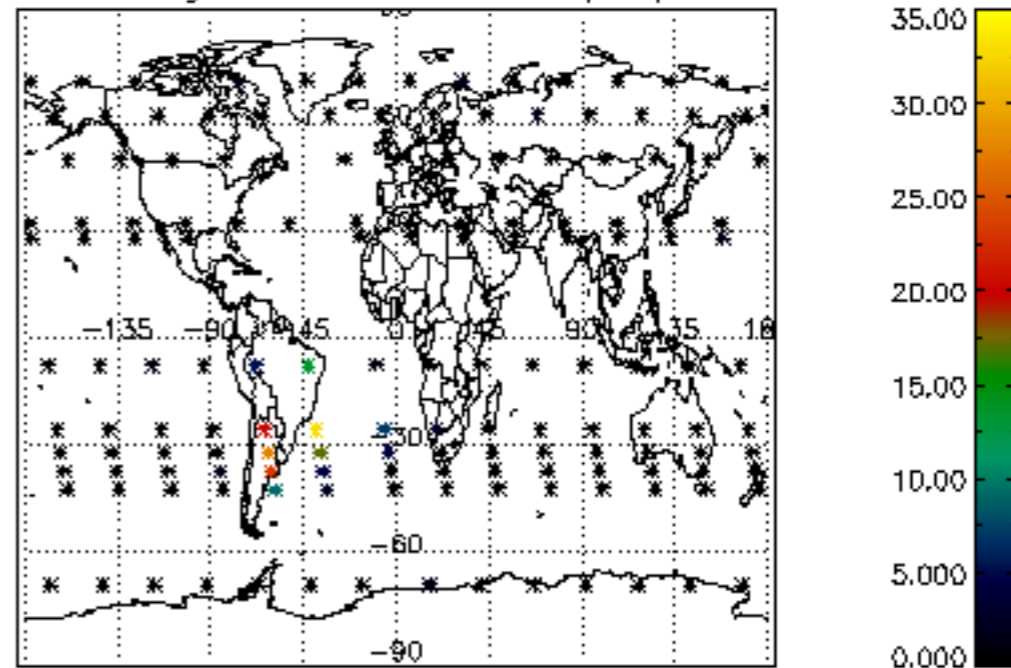
Percentage of datation errors per profile



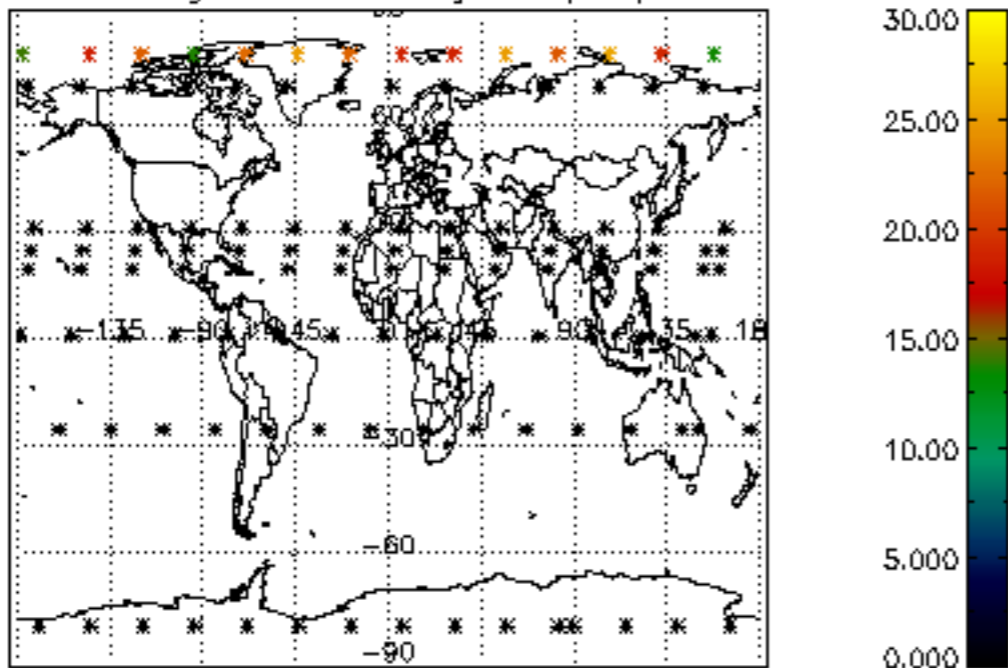
Percentage of star falling outside central band per profile



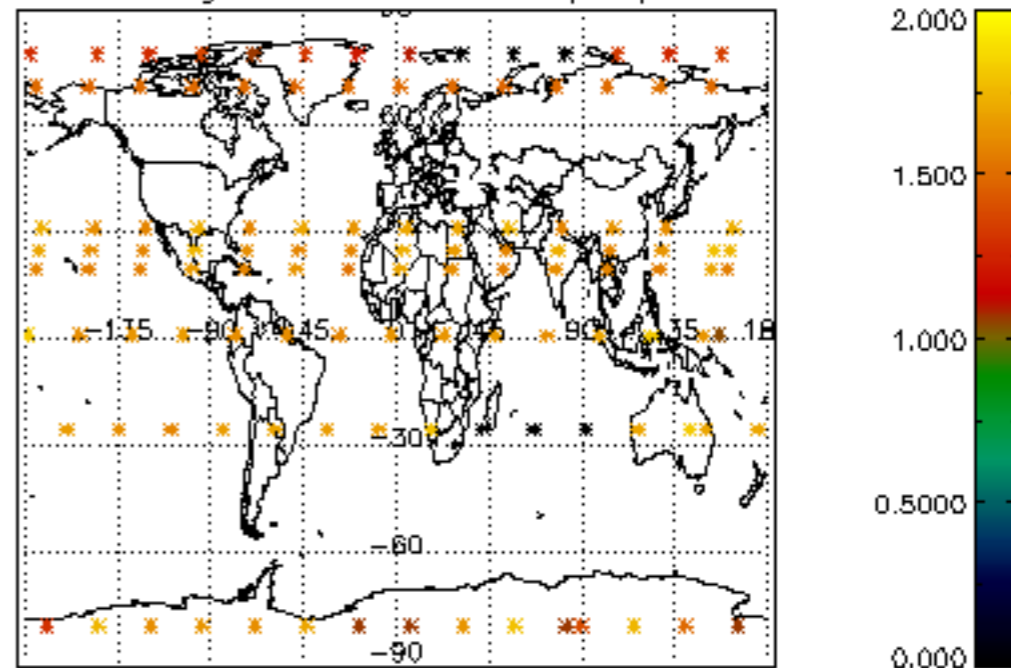
Percentage of saturation errors per profile



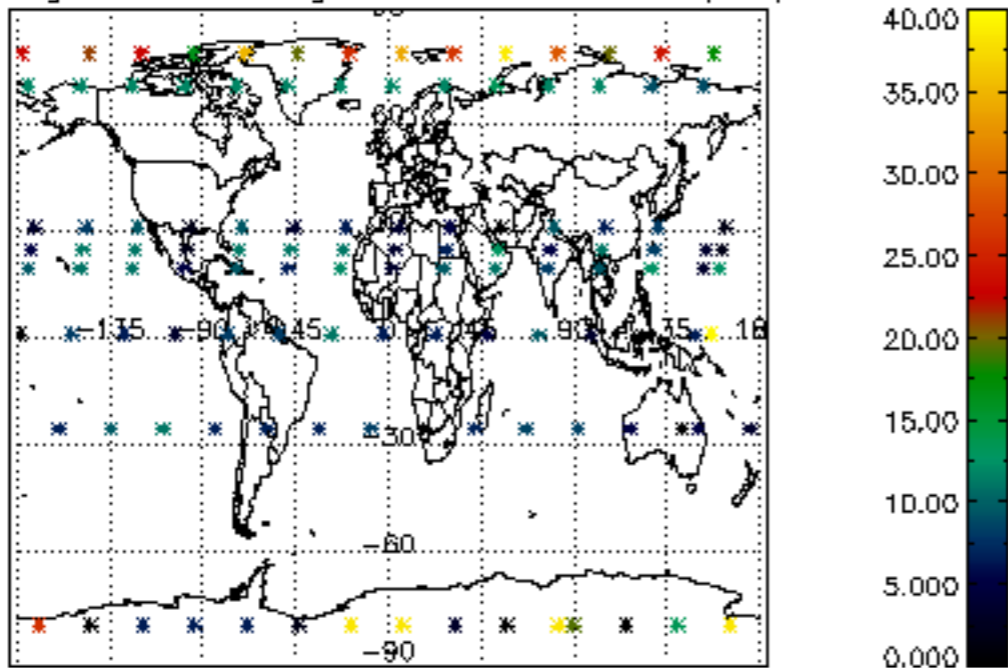
Percentage of cosmic ray hits per profile



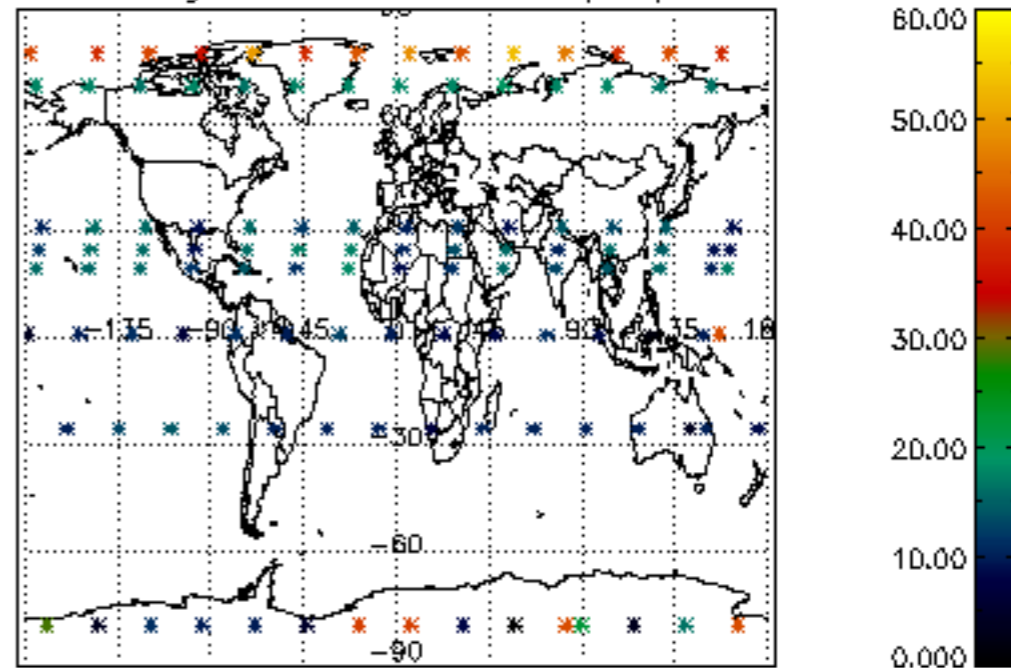
Percentage of datation errors per profile

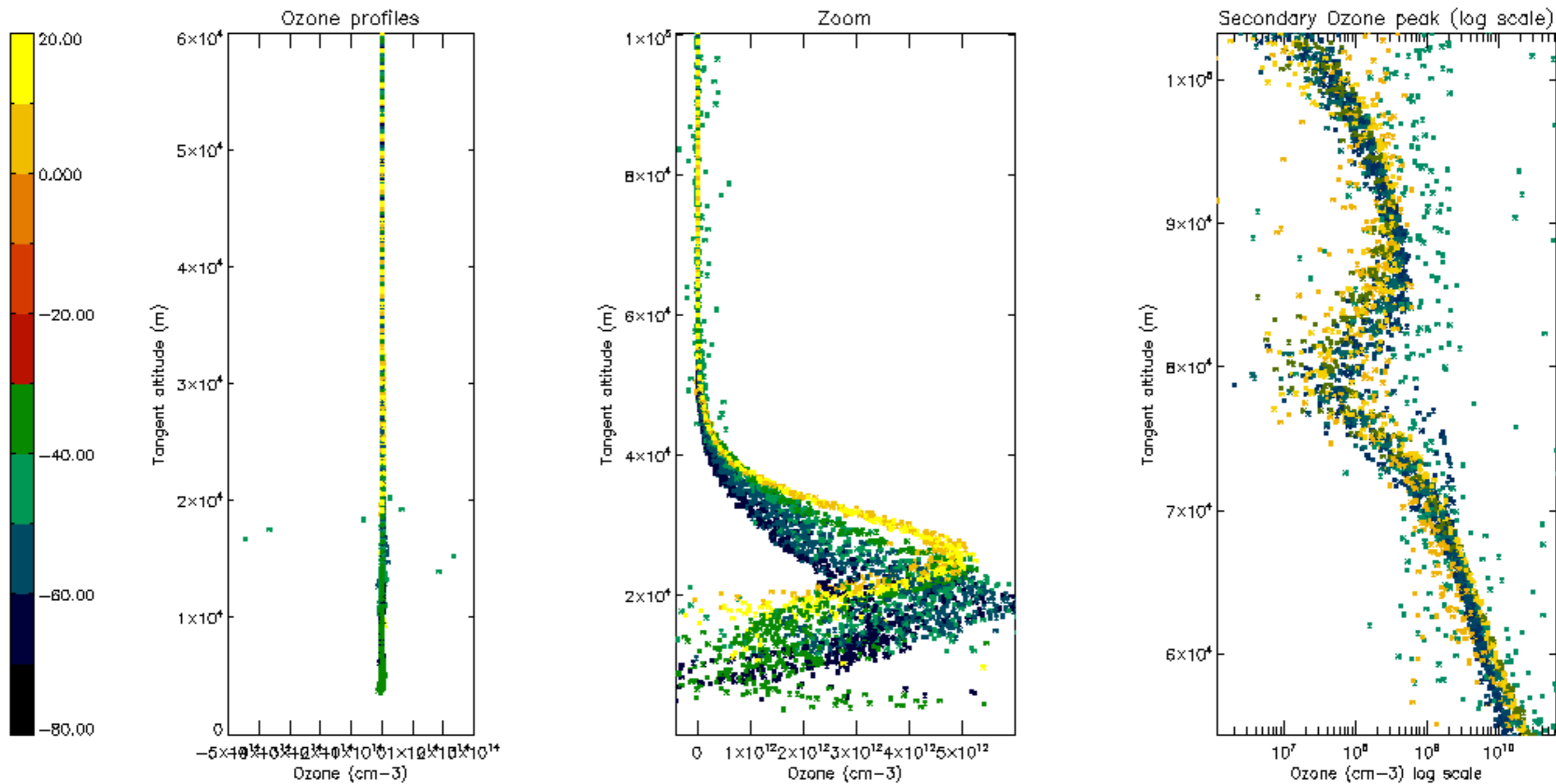


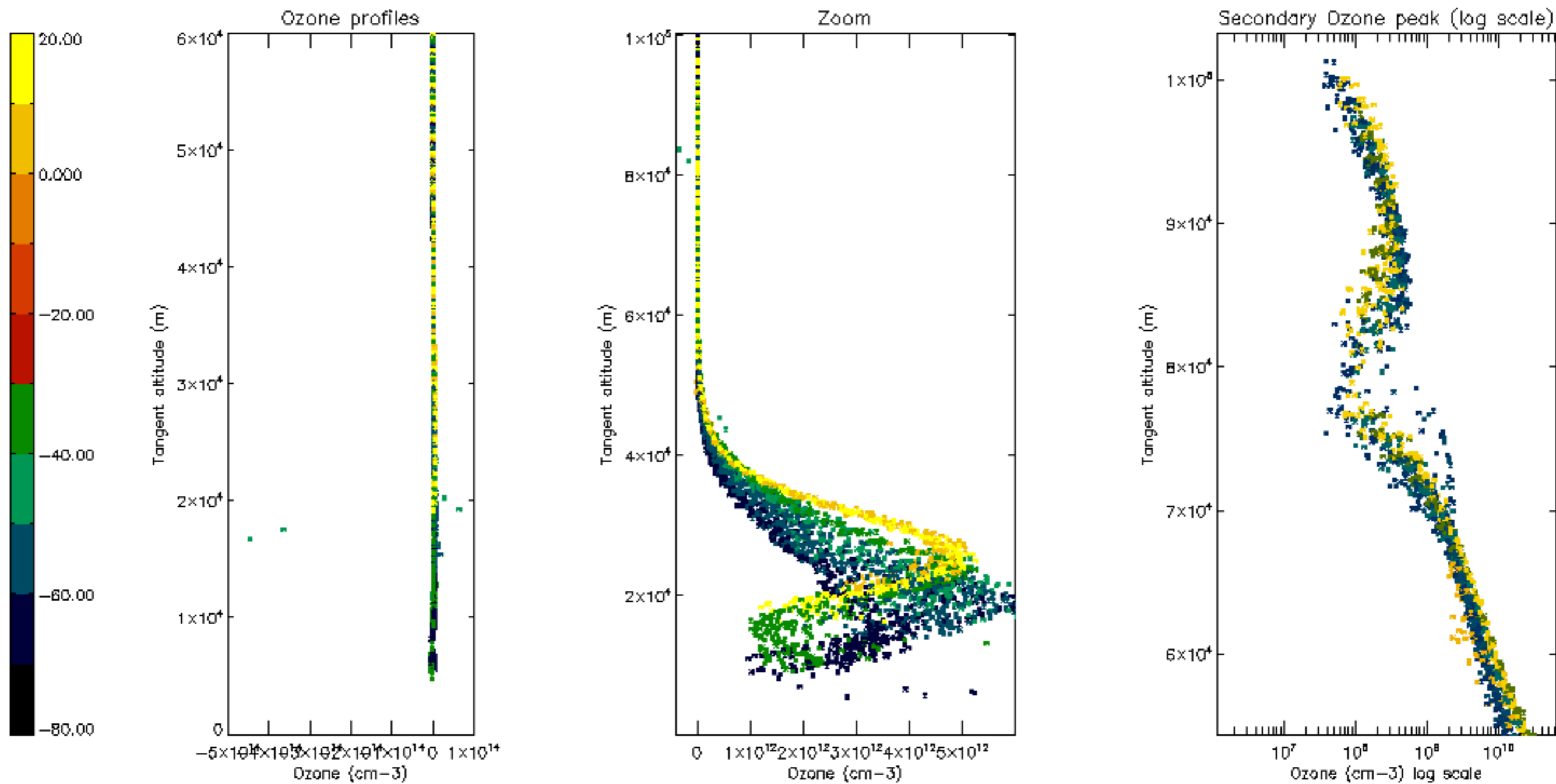
Percentage of star falling outside central band per profile

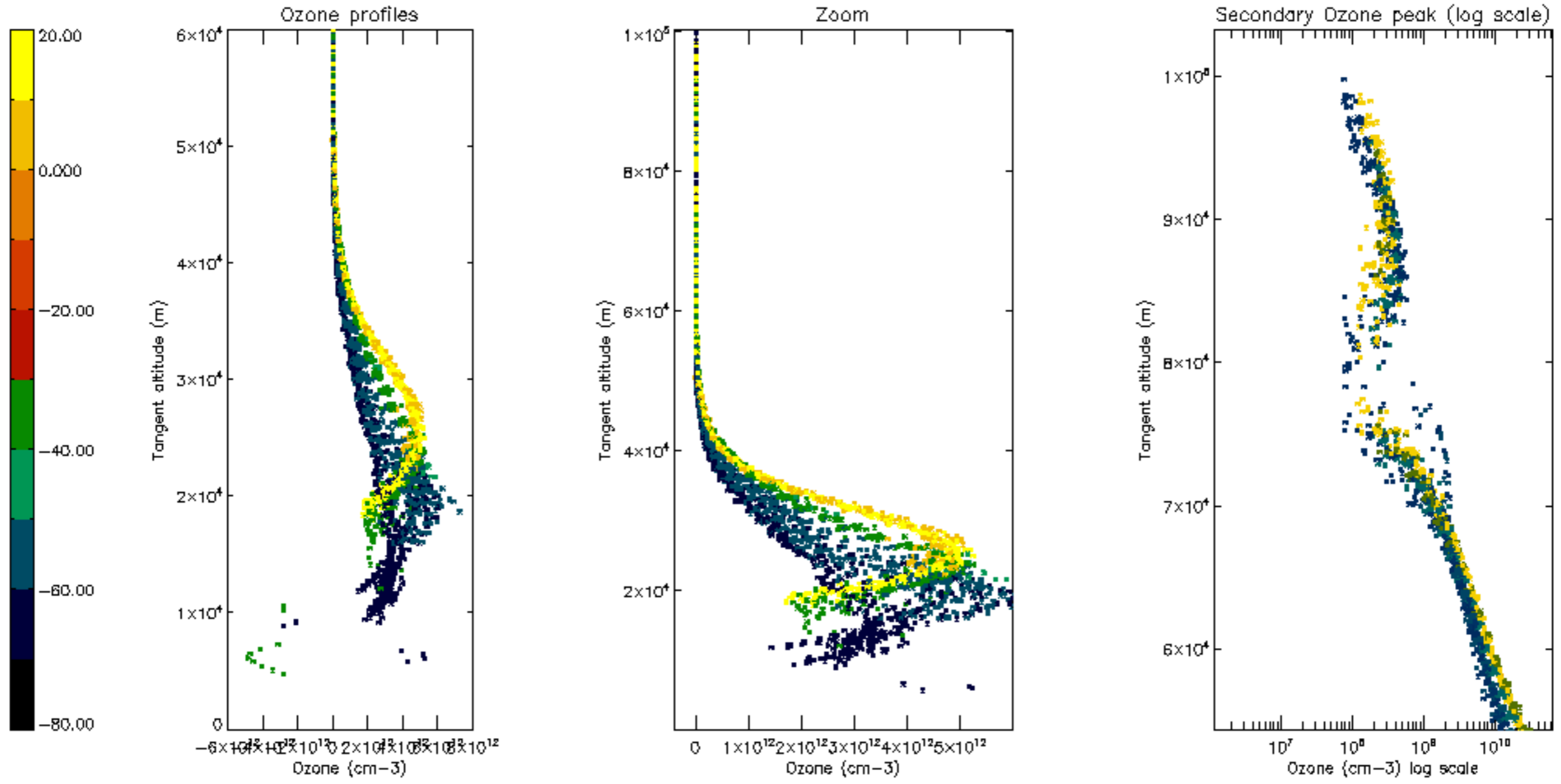


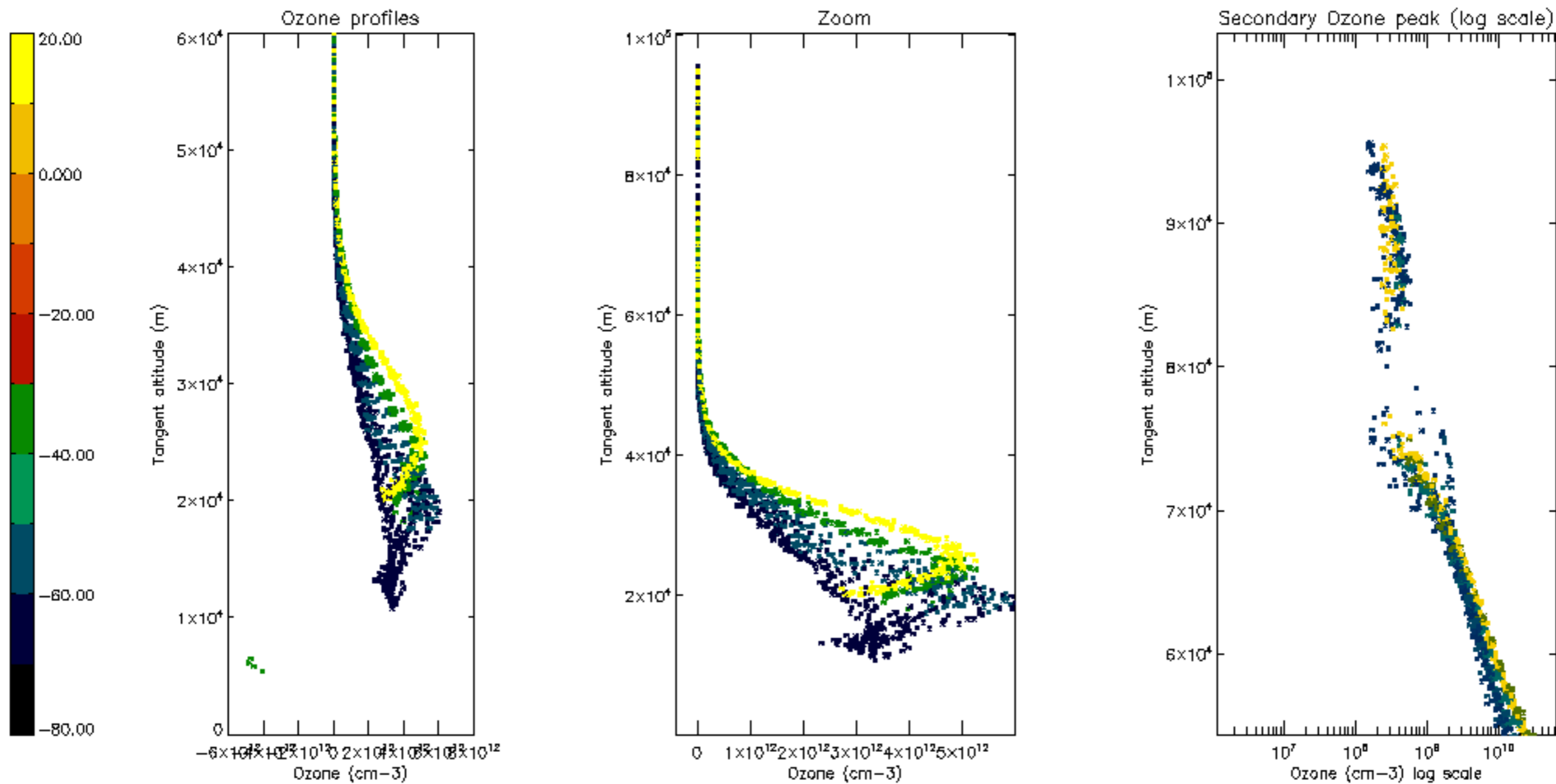
Percentage of saturation errors per profile

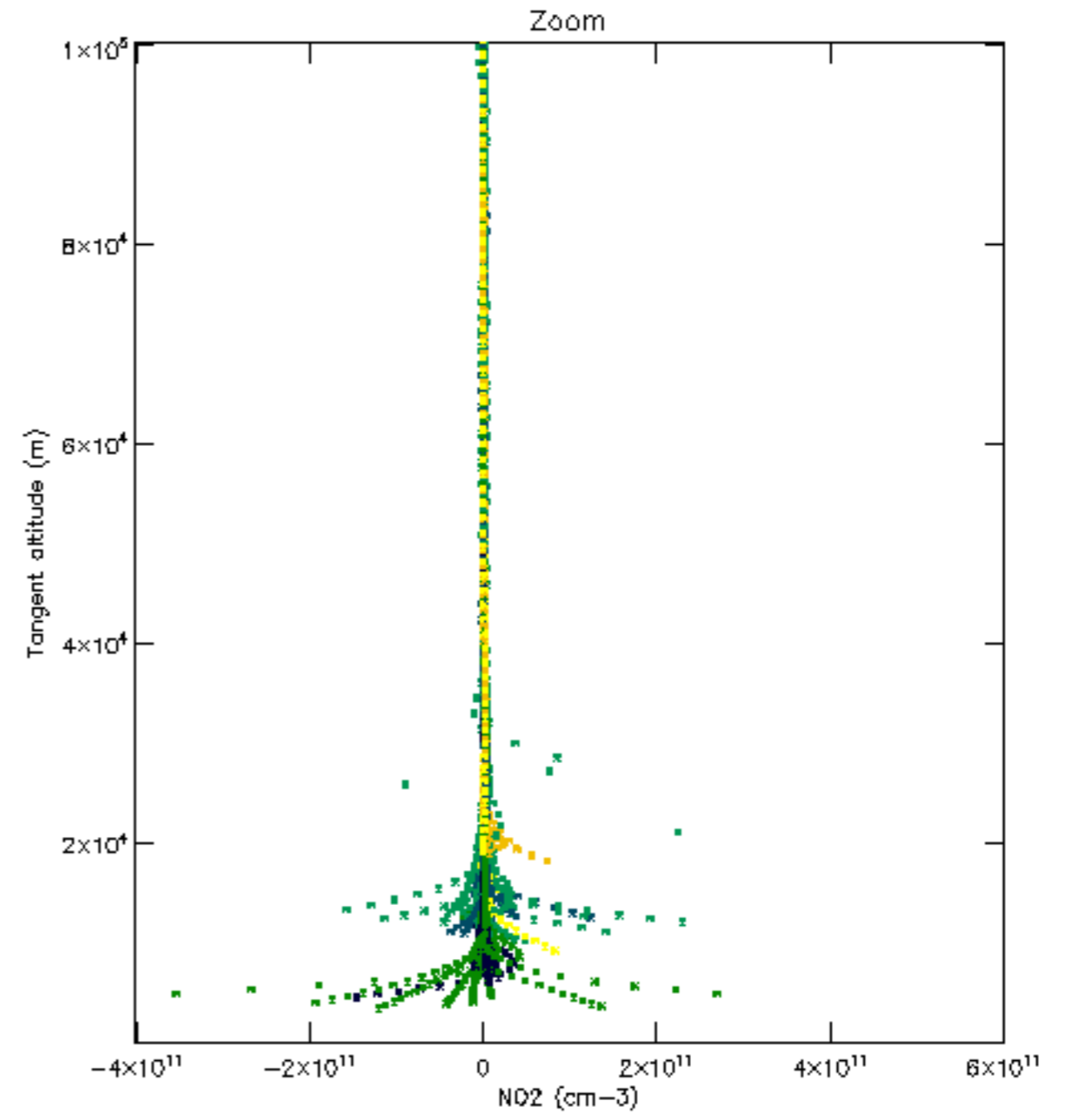
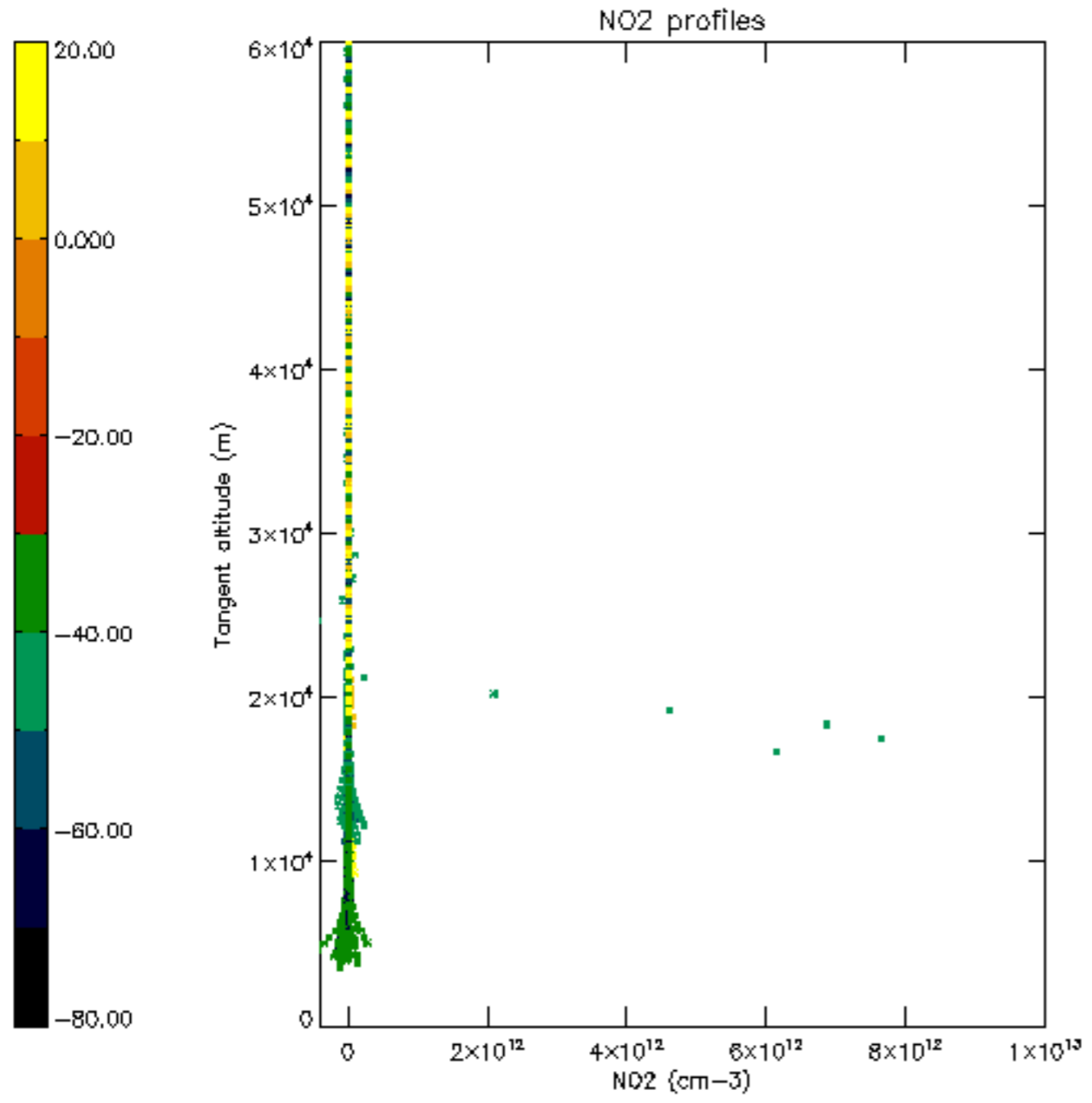


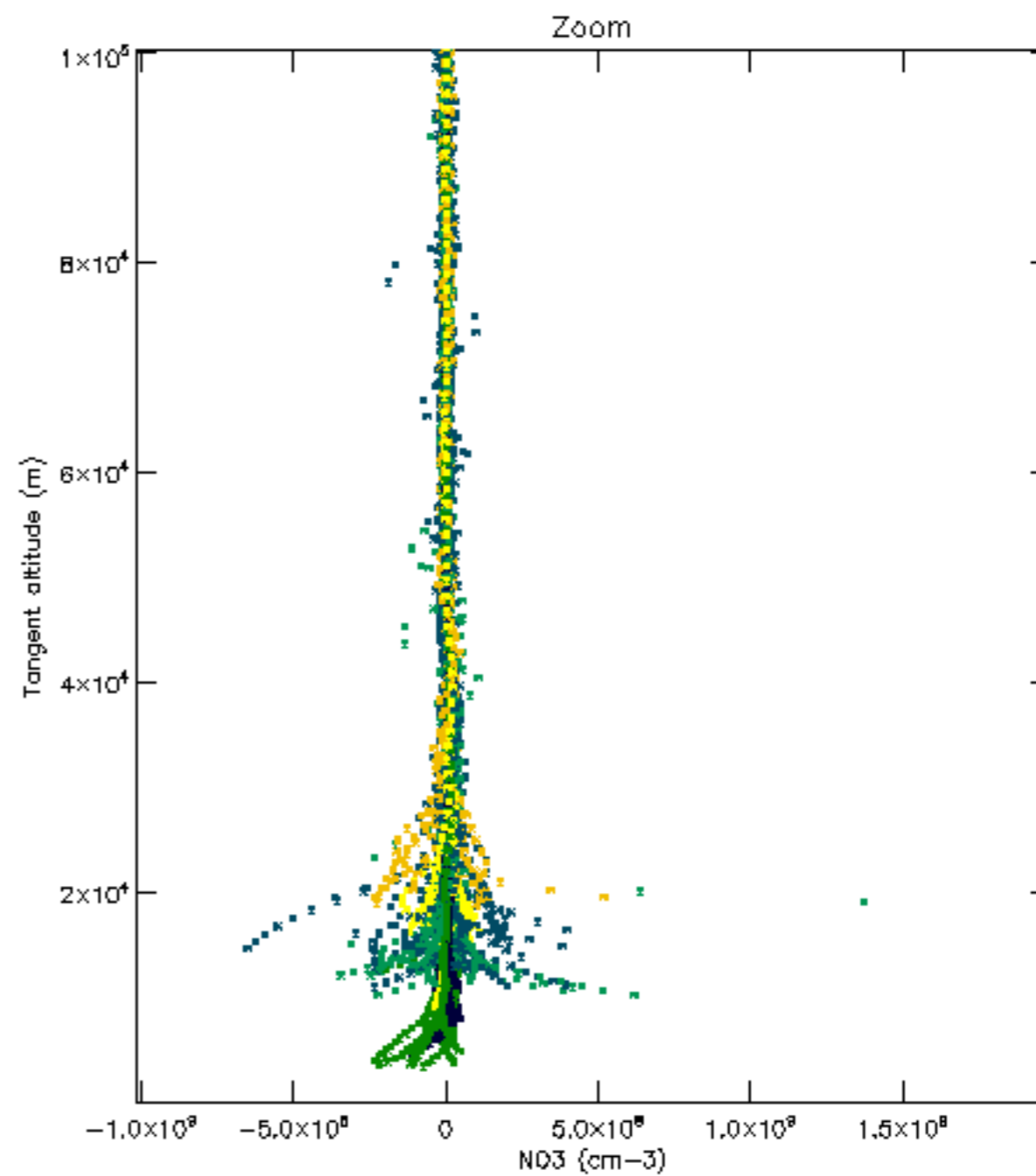
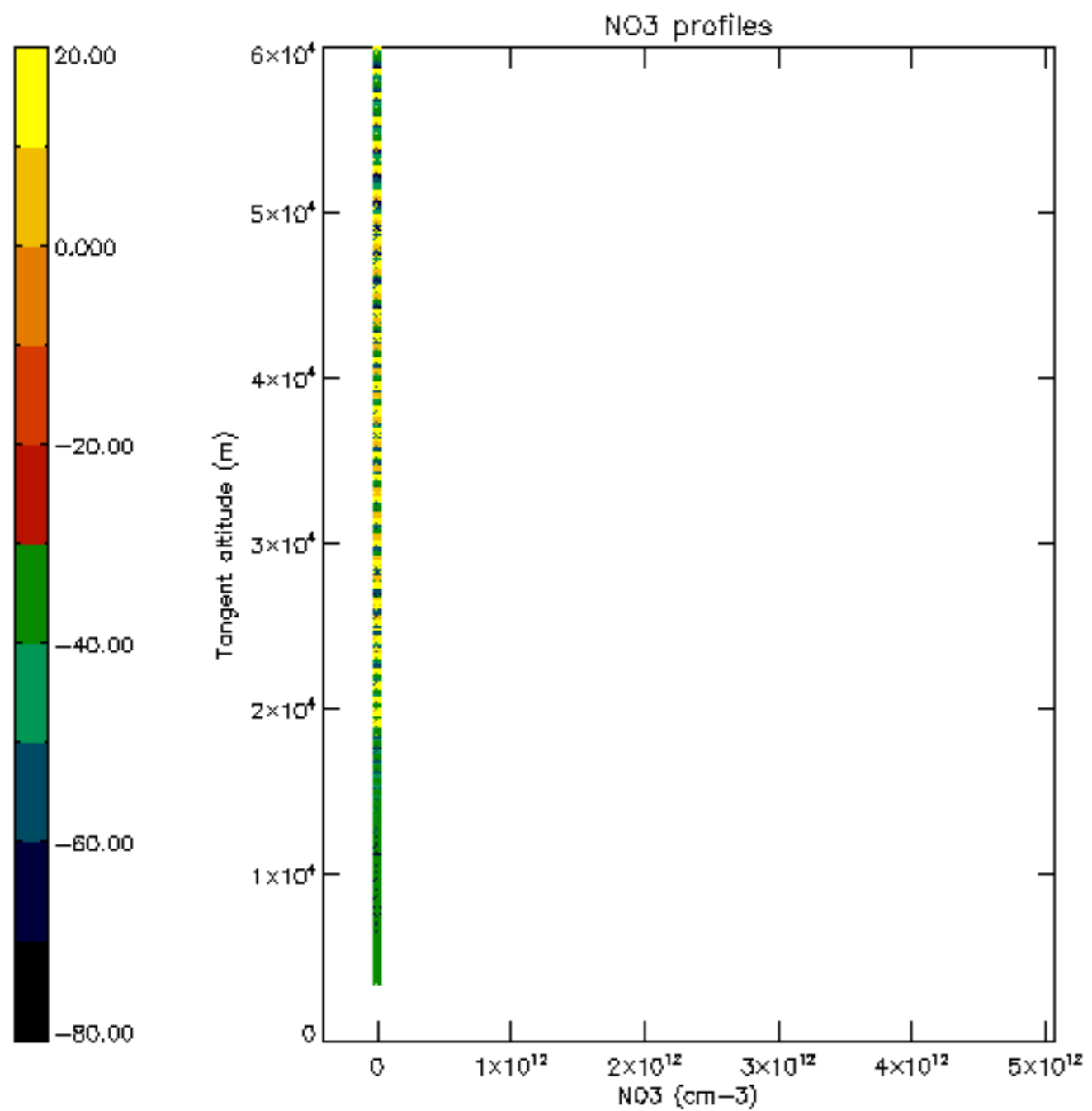


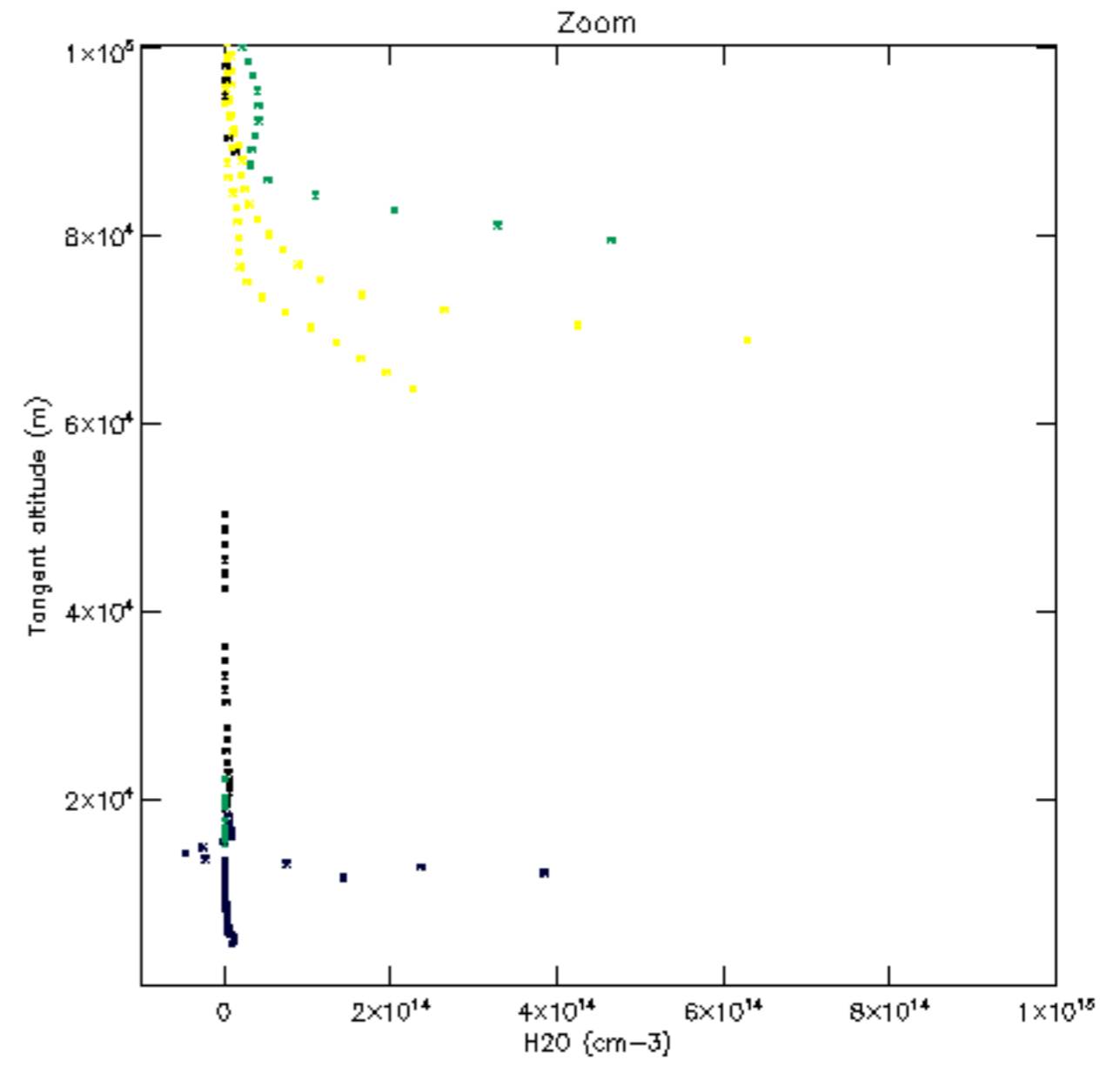
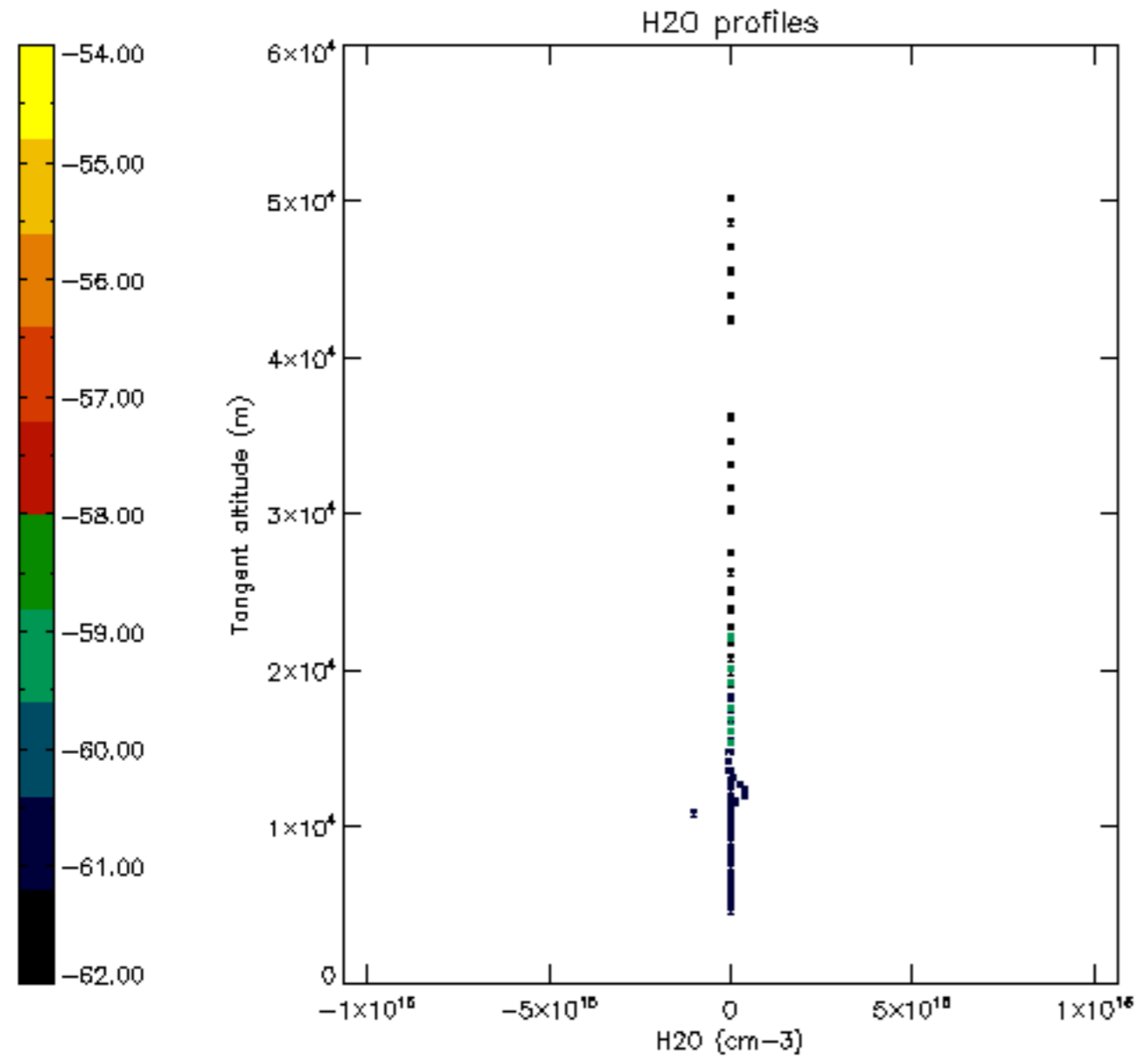


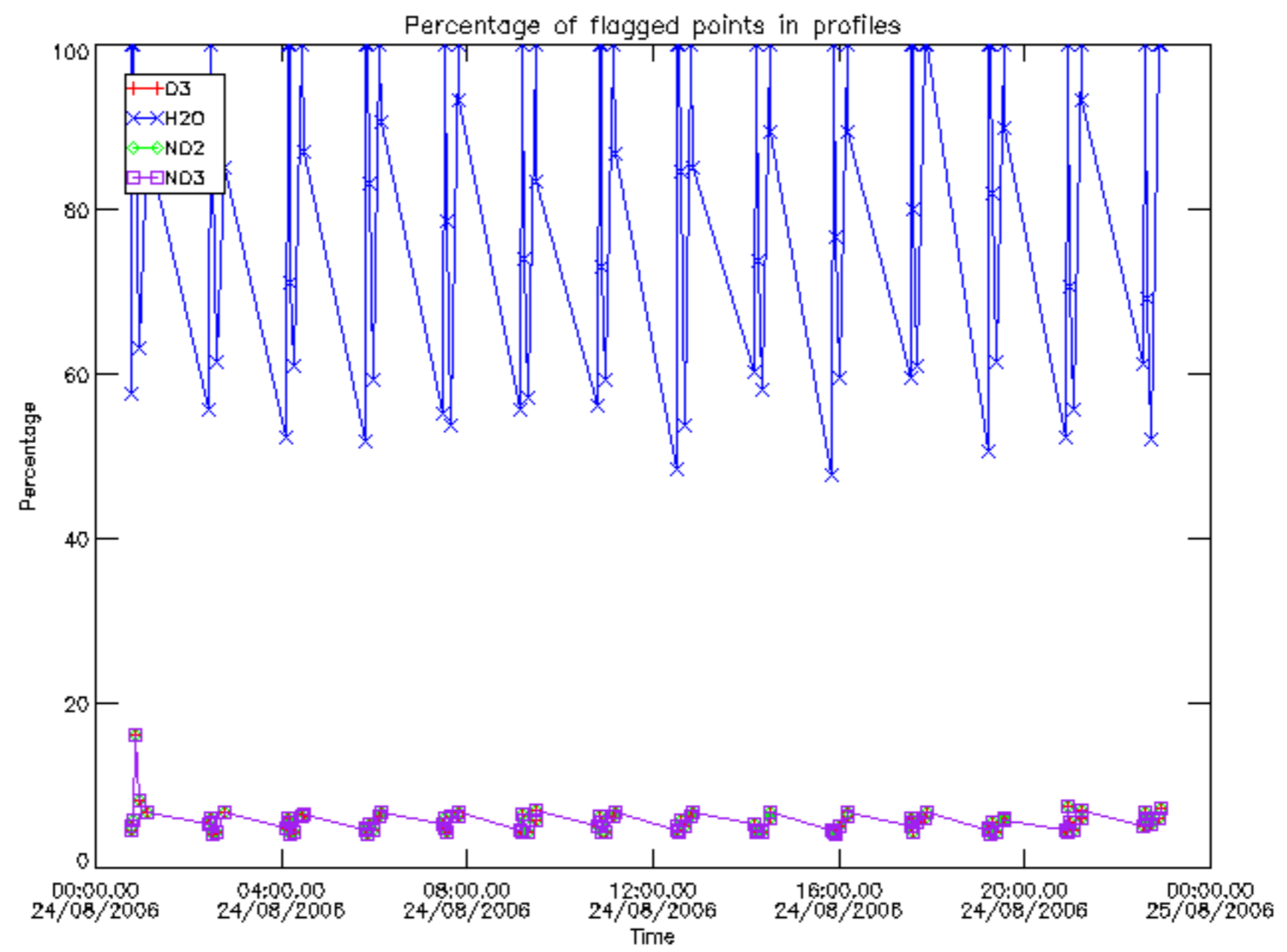




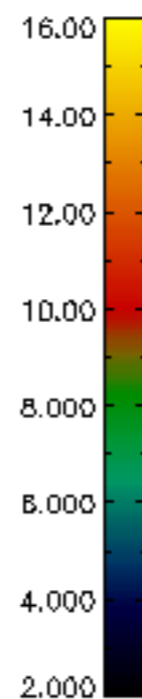
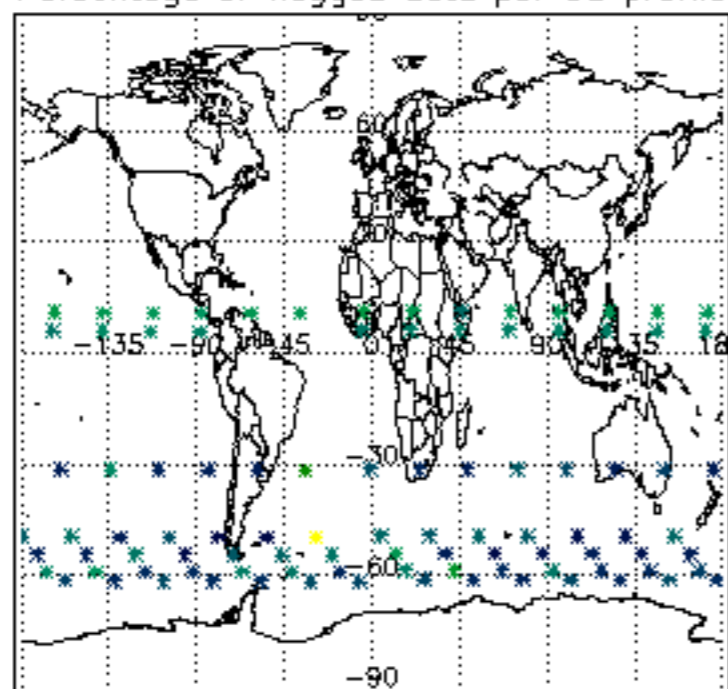




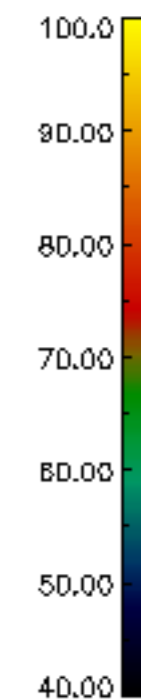
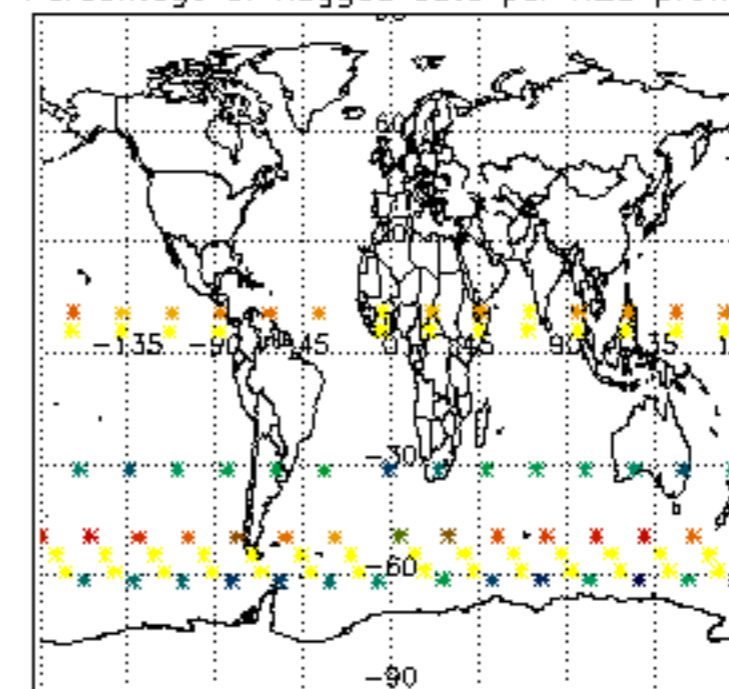




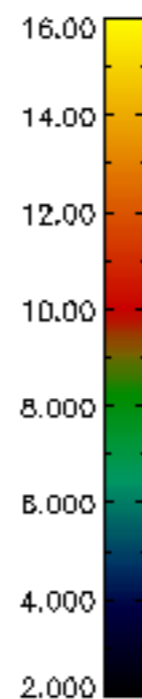
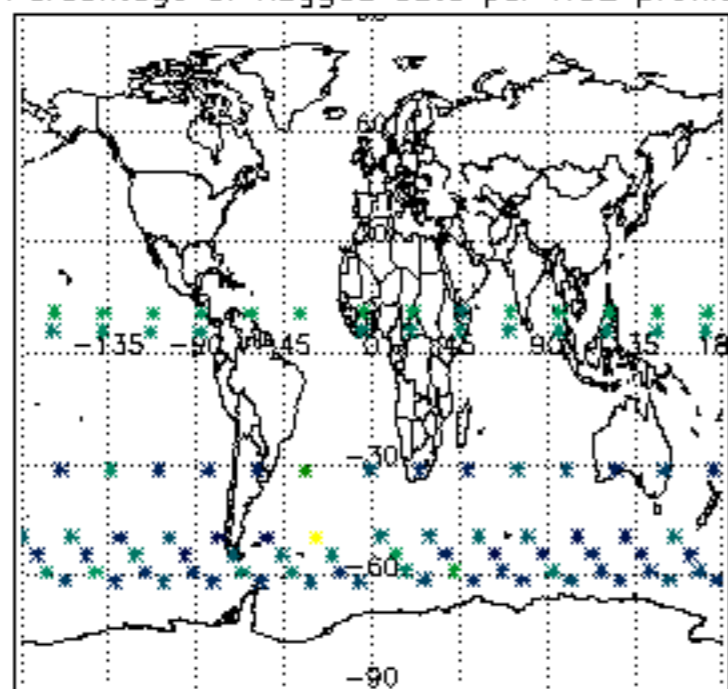
Percentage of flagged data per D3 profile



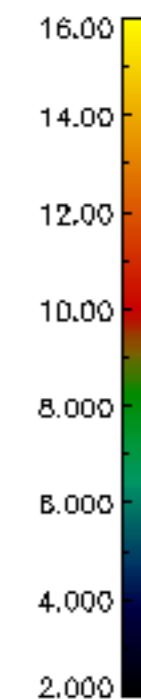
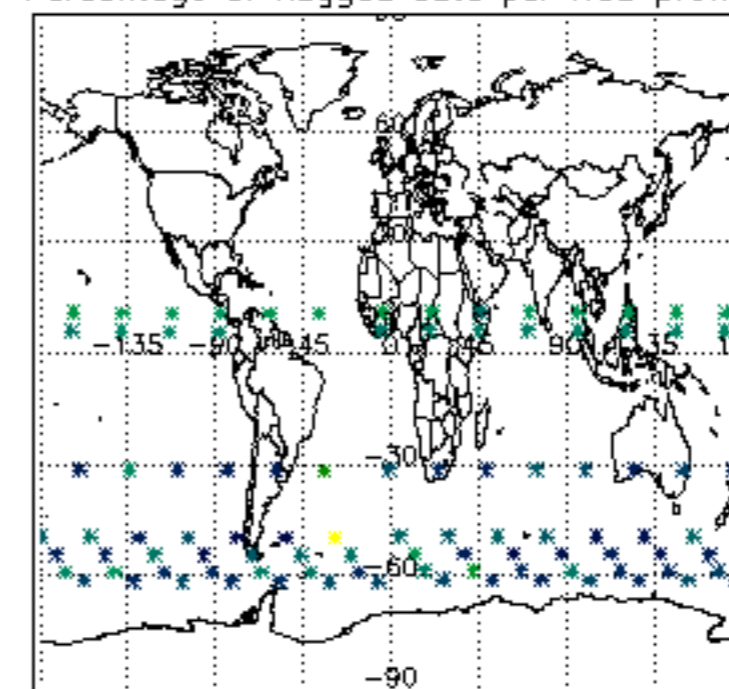
Percentage of flagged data per H2O profile

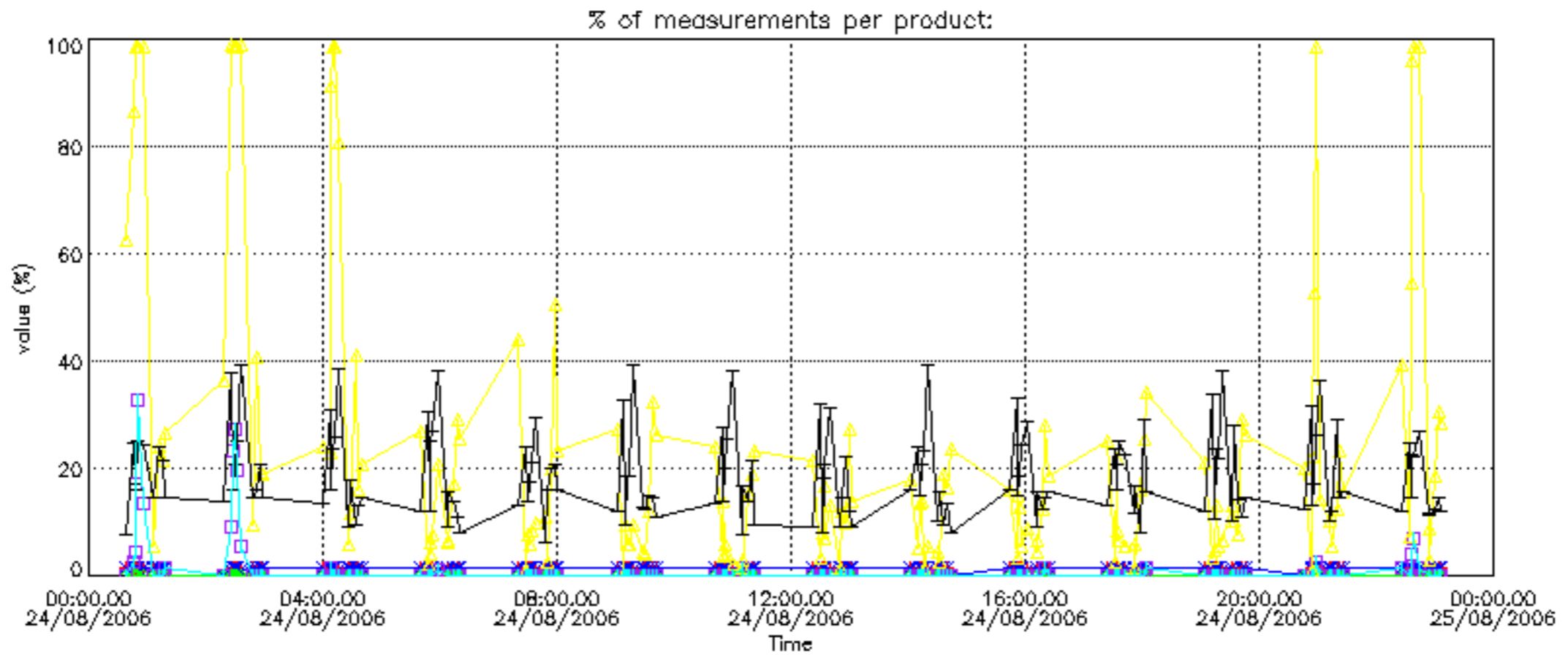


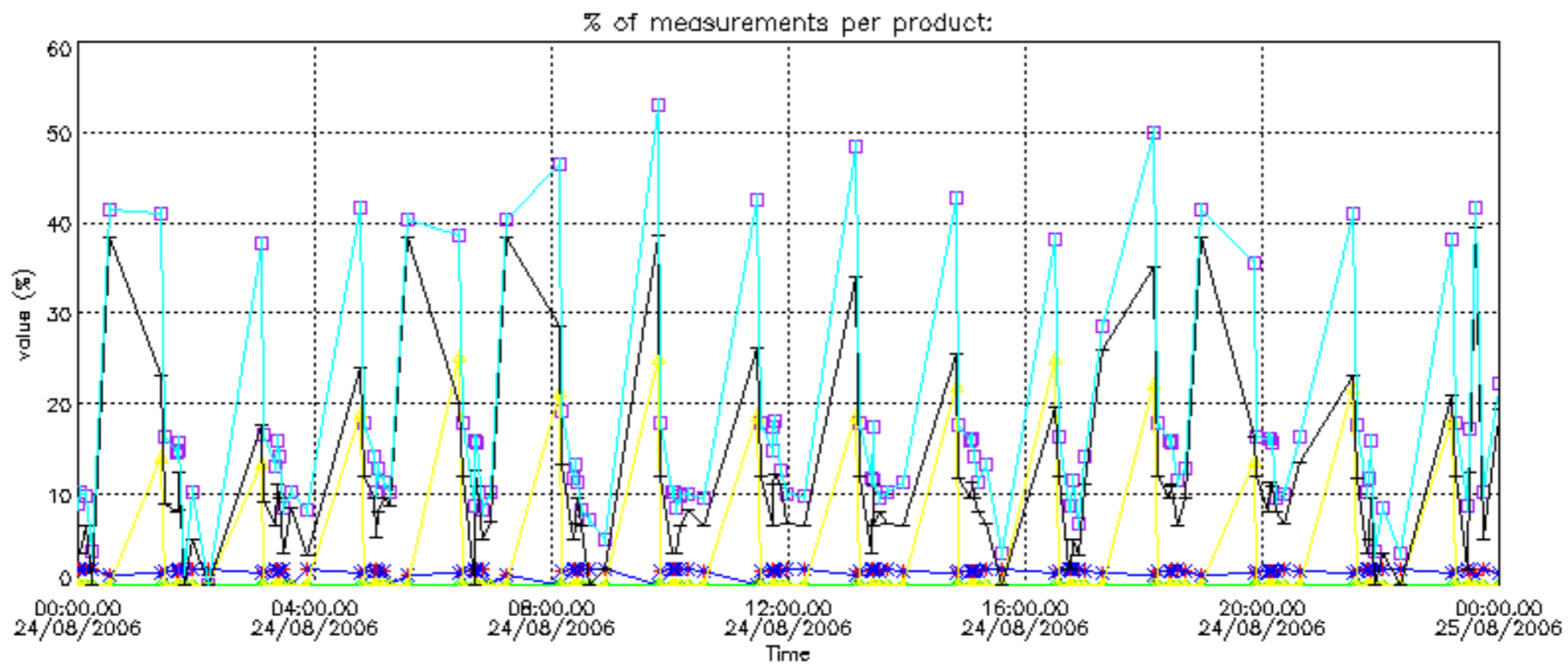
Percentage of flagged data per NO2 profile



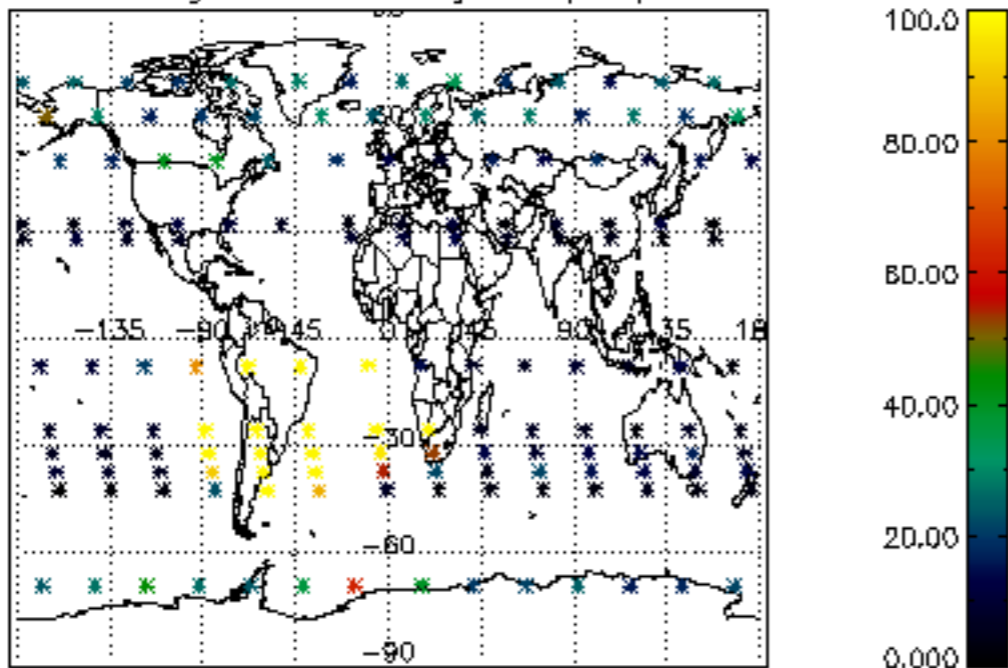
Percentage of flagged data per NO3 profile



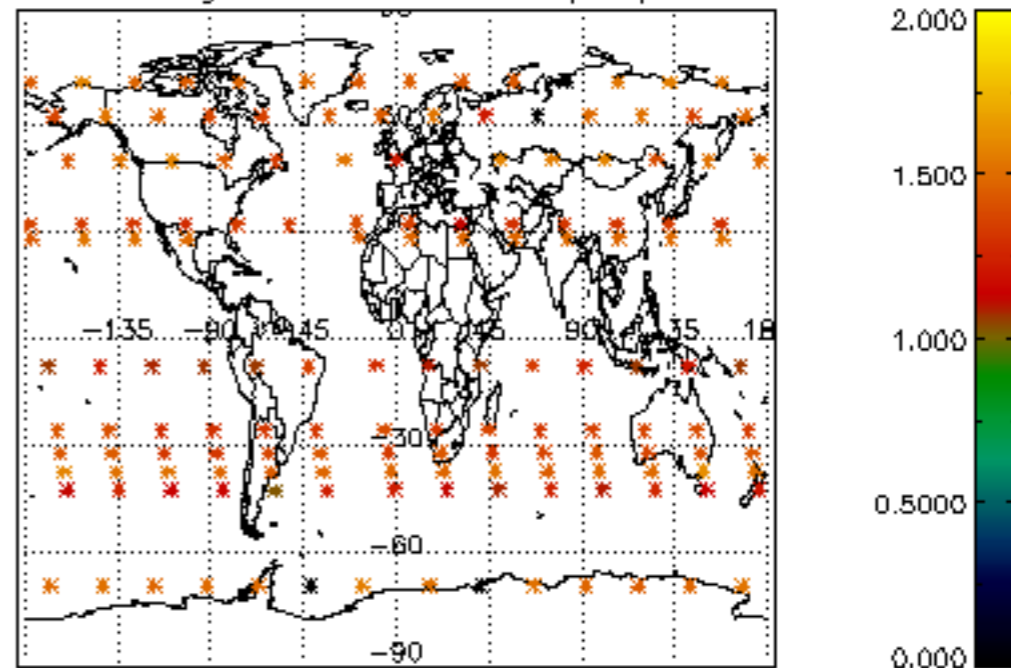




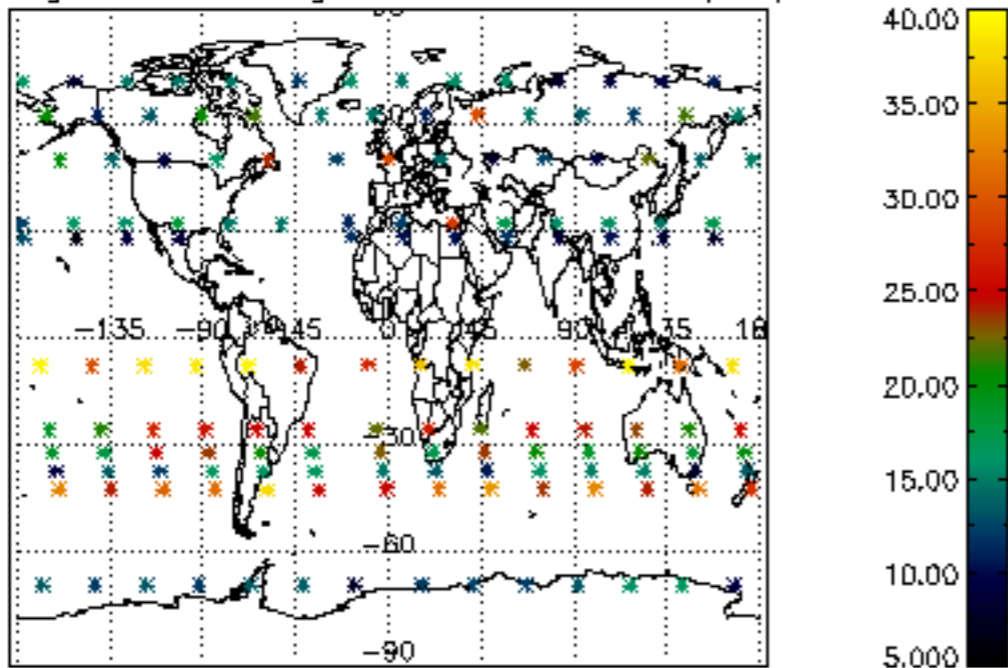
Percentage of cosmic ray hits per profile



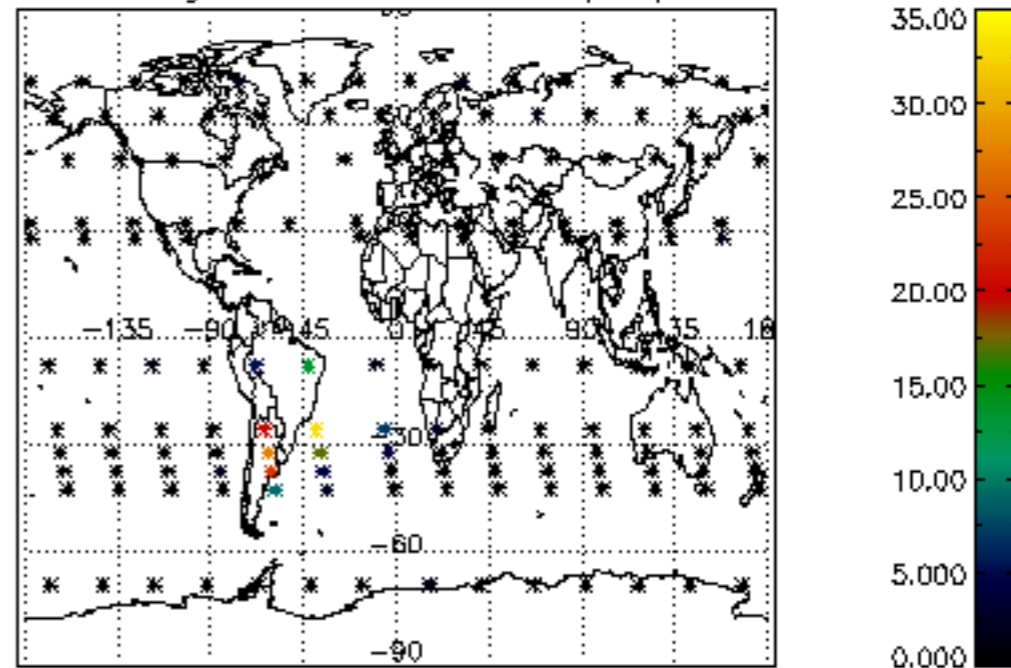
Percentage of datation errors per profile



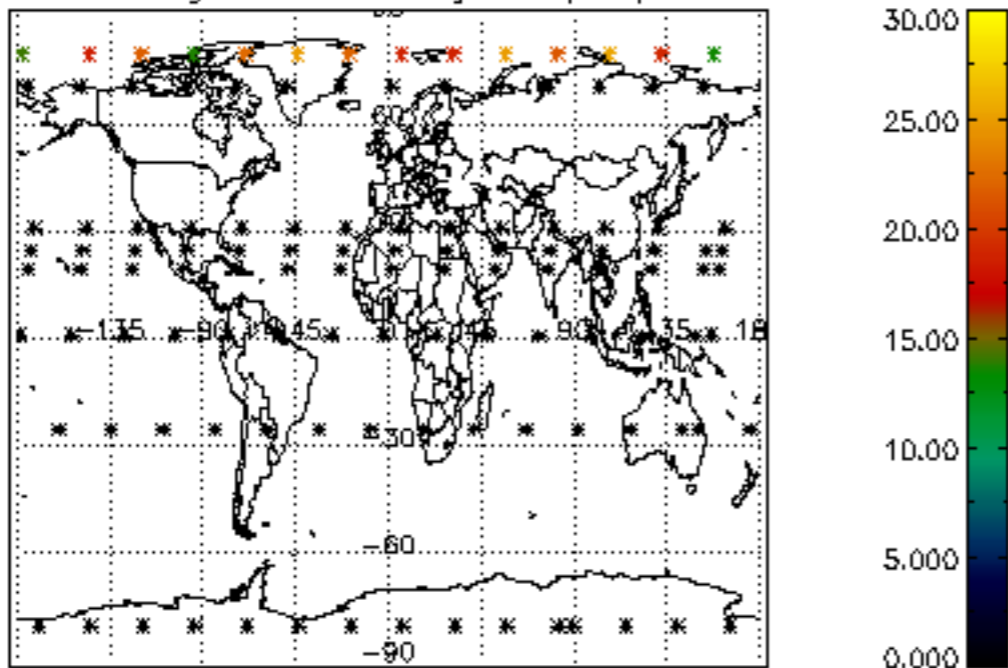
Percentage of star falling outside central band per profile



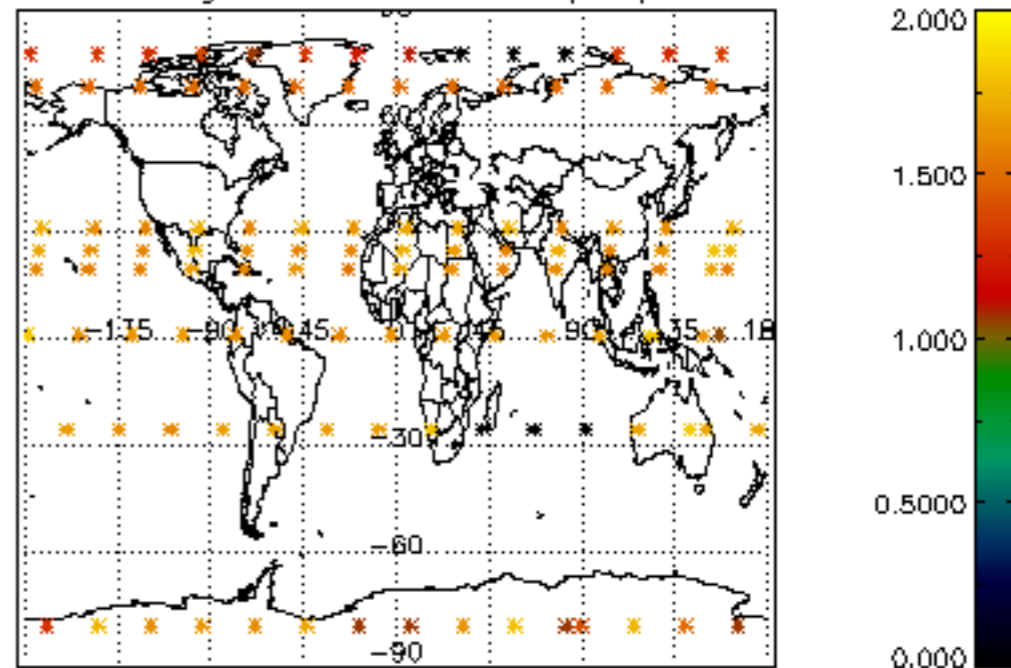
Percentage of saturation errors per profile



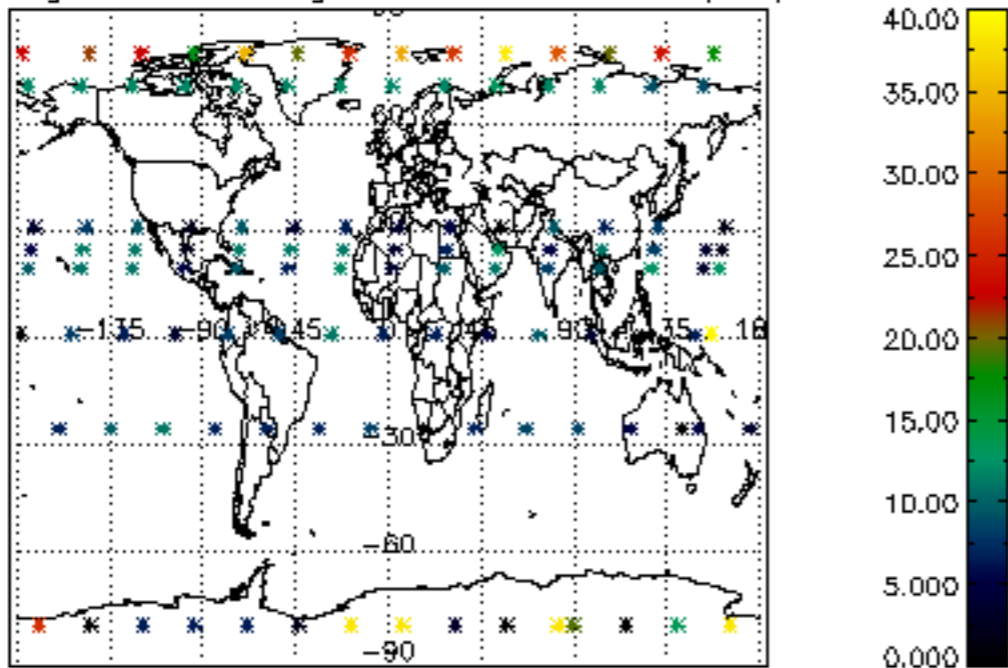
Percentage of cosmic ray hits per profile



Percentage of datation errors per profile



Percentage of star falling outside central band per profile



Percentage of saturation errors per profile

