

GOMOS Level 2 Daily Report

SUMMARY

[1. General Info](#)

[2. Summary of processed GOM_NL_2P products](#)

[3. Level 2 Quality information per product](#)

[3.1 Plot of level 2 quality information per product \(time dependant\)](#)

[3.2 Plot of level 2 quality information per product \(world map\)](#)

[4. Level 1 Quality information per product \(stored on level 2 products\)](#)

[4.1 Plot of level 1 quality information per product \(time dependant\)](#)

[4.1.1 Plot of level 1 quality information per product \(time dependant\): ASCENDING](#)

[4.1.2 Plot of level 1 quality information per product \(time dependant\): DESCENDING](#)

[4.2 Plot of level 1 quality information per product \(world map\)](#)

[4.2.1 Plot of level 1 quality information per product \(world map\): ASCENDING](#)

[4.2.2 Plot of level 1 quality information per product \(world map\): DESCENDING](#)

[5. Ozone profiles based on quality statistics and other trace gas profiles](#)

[5.1 Ozone statistics based on quality of products](#)

[5.2 Plot ozone profiles for all STD \(dark without errors\)](#)

[5.3 Plot ozone profiles where STD < 20% \(dark without errors\)](#)

[5.4. Plot ozone profiles where STD < 10% \(dark without errors\)](#)

[5.5. Plot ozone profiles where STD < 5% \(dark without errors\)](#)

[5.6 Plot NO2 profiles for all STD \(dark without errors\)](#)

[5.7 Plot NO3 profiles for all STD \(dark without errors\)](#)

[5.8 Plot H2O profiles \(only for occultations of stars 1,2,3,4,13,14,16,26,63 dark without errors\) for all STD](#)

[6. Auxiliary Data Files used for the production reported in section 2](#)

This report presents the daily analysis on parameters extracted from GOMOS level 2 data (GOM_NL__2P). It is intended to monitor some important parameters that will impact the quality of these products. A list of level 2 products (and content) that have arrived during the reporting day to the PCF is also given.

Item	Value
Time of report generation	24APR2013 03:31:44
Data source version	GOMOS/6.01
Start time of products	23-08-2006 (23AUG2006 00:00:00)
Stop time of products	24-08-2006 (24AUG2006 00:00:00)
Store outputs in DB	Yes
Nb of level 2 prods	244
Nb of prods with errors	0

2. Summary of processed GOM_NL__2P products.

Nr	Filename	UTC Start time	Limb	Duration	Star Id	Star Name	Star Mag	Star Temp	Nb Meas	Orbit	Prod. error
1	GOM_NL__2PRFIN20060823_000249_000000342050_00317_23417_1261.N1	23-AUG-2006 00:02:49	Straylight	34.000	148	Alp Tuc	2.8780	4100.0	68	23417	No
2	GOM_NL__2PRFIN20060823_000625_000000352050_00317_23417_1262.N1	23-AUG-2006 00:06:25	Straylight	34.500	31	Alp Gru	1.7340	15200.	69	23417	No
3	GOM_NL__2PRFIN20060823_000920_000000342050_00317_23417_1263.N1	23-AUG-2006 00:09:20	Straylight	34.000	172	Gam Gru	3.0030	13100.	68	23417	No
4	GOM_NL__2PRFIN20060823_001858_000000262050_00317_23417_1264.N1	23-AUG-2006 00:18:58	Bright	26.000	154	22Bet Aqr	2.8990	5700.0	52	23417	No
5	GOM_NL__2PRFIN20060823_003027_000000322050_00317_23417_1265.N1	23-AUG-2006 00:30:27	Bright	31.500	92	53Eps Cyg	2.5000	4500.0	63	23417	No
6	GOM_NL__2PRFIN20060823_003210_000000322050_00317_23417_1266.N1	23-AUG-2006 00:32:10	Bright	32.000	66	37Gam Cyg	2.2080	5900.0	64	23417	No
7	GOM_NL__2PRFIN20060823_003340_000000292050_00317_23417_1267.N1	23-AUG-2006 00:33:40	Bright	28.500	144	18Del Cyg	2.8600	11000.	57	23417	No
8	GOM_NL__2PRFIN20060823_003853_000000312050_00317_23417_1268.N1	23-AUG-2006 00:38:53	Bright	31.000	89	5Alp Cep	2.4510	8000.0	62	23417	No
9	GOM_NL__2PRFIN20060823_004615_000000302050_00317_23417_1269.N1	23-AUG-2006 00:46:15	Bright	30.000	49	1Alp UMi	1.9900	6300.0	60	23417	No
10	GOM_NL__2PRFIN20060823_010251_000000302050_00317_23417_1270.N1	23-AUG-2006 01:02:51	Bright	29.500	24	66Alp Gem	1.5800	10200.	59	23417	No
11	GOM_NL__2PRFIN20060823_010521_000000352050_00317_23417_1271.N1	23-AUG-2006 01:05:21	Bright	35.000	170	27Eps Gem	3.0000	9700.0	70	23417	No
12	GOM_NL__2PRFIN20060823_011724_000000432050_00317_23417_1272.N1	23-AUG-2006 01:17:24	Dark	42.500	1	9Alp CMa	-1.4400	11000.	85	23417	No
13	GOM_NL__2PRFIN20060823_012021_000000362050_00317_23417_1273.N1	23-AUG-2006 01:20:21	Dark	36.000	23	21Eps CMa	1.5020	26000.	72	23417	No
14	GOM_NL__2PRFIN20060823_012711_000000342050_00317_23417_1274.N1	23-AUG-2006 01:27:11	Dark	33.500	2	Alp Car	-0.73600	7000.0	67	23417	No
15	GOM_NL__2PRFIN20060823_013816_000000422050_00318_23418_1318.N1	23-AUG-2006 01:38:16	Dark	41.500	9	Alp Eri	0.45300	24000.	83	23418	No
16	GOM_NL__2PRFIN20060823_014325_000000332050_00318_23418_1319.N1	23-AUG-2006 01:43:25	Straylight	32.500	148	Alp Tuc	2.8780	4100.0	65	23418	No
17	GOM_NL__2PRFIN20060823_014702_000000352050_00318_23418_1320.N1	23-AUG-2006 01:47:02	Straylight	35.000	31	Alp Gru	1.7340	15200.	70	23418	No
18	GOM_NL__2PRFIN20060823_014956_000000342050_00318_23418_1321.N1	23-AUG-2006 01:49:56	Straylight	34.000	172	Gam Gru	3.0030	13100.	68	23418	No
19	GOM_NL__2PRFIN20060823_015934_000000332050_00318_23418_1322.N1	23-AUG-2006 01:59:34	Bright	33.000	154	22Bet Aqr	2.8990	5700.0	66	23418	No
20	GOM_NL__2PRFIN20060823_021103_000000322050_00318_23418_1323.N1	23-AUG-2006 02:11:03	Bright	31.500	92	53Eps Cyg	2.5000	4500.0	63	23418	No
21	GOM_NL__2PRFIN20060823_021246_000000322050_00318_23418_1324.N1	23-AUG-2006 02:12:46	Bright	31.500	66	37Gam Cyg	2.2080	5900.0	63	23418	No
22	GOM_NL__2PRFIN20060823_021415_000000322050_00318_23418_1325.N1	23-AUG-2006 02:14:15	Bright	32.000	19	50Alp Cyg	1.2460	10500.	64	23418	No
23	GOM_NL__2PRFIN20060823_021928_000000312050_00318_23418_1326.N1	23-AUG-2006 02:19:28	Bright	31.000	89	5Alp Cep	2.4510	8000.0	62	23418	No
24	GOM_NL__2PRFIN20060823_022651_000000292050_00318_23418_1327.N1	23-AUG-2006 02:26:51	Bright	29.000	49	1Alp UMi	1.9900	6300.0	58	23418	No
25	GOM_NL__2PRFIN20060823_024327_000000302050_00318_23418_1328.N1	23-AUG-2006 02:43:27	Bright	30.000	24	66Alp Gem	1.5800	10200.	60	23418	No
26	GOM_NL__2PRFIN20060823_024558_000000372050_00318_23418_1329.N1	23-AUG-2006 02:45:58	Bright	36.500	170	27Eps Gem	3.0000	9700.0	73	23418	No
27	GOM_NL__2PRFIN20060823_025800_000000452050_00318_23418_1330.N1	23-AUG-2006 02:58:00	Dark	45.000	1	9Alp CMa	-1.4400	11000.	90	23418	No
28	GOM_NL__2PRFIN20060823_025929_000000332050_00318_23418_1331.N1	23-AUG-2006 02:59:29	Dark	33.000	179	24Omi2CMa	3.0320	24000.	66	23418	No
29	GOM_NL__2PRFIN20060823_030057_000000382050_00318_23418_1332.N1	23-AUG-2006 03:00:57	Dark	37.500	23	21Eps CMa	1.5020	26000.	75	23418	No
30	GOM_NL__2PRFIN20060823_030747_000000472050_00318_23418_1333.N1	23-AUG-2006 03:07:47	Dark	47.000	2	Alp Car	-0.73600	7000.0	94	23418	No
31	GOM_NL__2PRFIN20060823_031852_000000382050_00319_23419_1318.N1	23-AUG-2006 03:18:52	Dark	37.500	9	Alp Eri	0.45300	24000.	75	23419	No
32	GOM_NL__2PRFIN20060823_032401_000000342050_00319_23419_1319.N1	23-AUG-2006 03:24:01	Straylight	33.500	148	Alp Tuc	2.8780	4100.0	67	23419	No
33	GOM_NL__2PRFIN20060823_032738_000000342050_00319_23419_1320.N1	23-AUG-2006 03:27:38	Straylight	33.500	31	Alp Gru	1.7340	15200.	67	23419	No
34	GOM_NL__2PRFIN20060823_033032_000000362050_00319_23419_1321.N1	23-AUG-2006 03:30:32	Straylight	36.000	172	Gam Gru	3.0030	13100.	72	23419	No
35	GOM_NL__2PRFIN20060823_034010_000000342050_00319_23419_1322.N1	23-AUG-2006 03:40:10	Bright	33.500	154	22Bet Aqr	2.8990	5700.0	67	23419	No
36	GOM_NL__2PRFIN20060823_035139_000000302050_00319_23419_1323.N1	23-AUG-2006 03:51:39	Bright	29.500	92	53Eps Cyg	2.5000	4500.0	59	23419	No
37	GOM_NL__2PRFIN20060823_035322_000000312050_00319_23419_1324.N1	23-AUG-2006 03:53:22	Bright	31.000	66	37Gam Cyg	2.2080	5900.0	62	23419	No
38	GOM_NL__2PRFIN20060823_035451_000000322050_00319_23419_1325.N1	23-AUG-2006 03:54:51	Bright	32.000	19	50Alp Cyg	1.2460	10500.	64	23419	No
39	GOM_NL__2PRFIN20060823_040004_000000282050_00319_23419_1326.N1	23-AUG-2006 04:00:04	Bright	28.000	89	5Alp Cep	2.4510	8000.0	56	23419	No
40	GOM_NL__2PRFIN20060823_040726_000000282050_00319_23419_1327.N1	23-AUG-2006 04:07:26	Bright	28.000	49	1Alp UMi	1.9900	6300.0	56	23419	No
41	GOM_NL__2PRFIN20060823_042403_000000472050_00319_23419_1328.N1	23-AUG-2006 04:24:03	Bright	47.000	24	66Alp Gem	1.5800	10200.	94	23419	No
42	GOM_NL__2PRFIN20060823_042634_000000342050_00319_23419_1329.N1	23-AUG-2006 04:26:34	Bright	34.000	170	27Eps Gem	3.0000	9700.0	68	23419	No

43	GOM_NL__2PRFIN20060823_043837_000000462050_00319_23419_1330.N1	23-AUG-2006 04:38:37	Dark	46.000	1	9Alp CMa	-1.4400	11000.	92	23419	No
44	GOM_NL__2PRFIN20060823_044006_000000332050_00319_23419_1331.N1	23-AUG-2006 04:40:06	Dark	32.500	179	24Omi2CMa	3.0320	24000.	65	23419	No
45	GOM_NL__2PRFIN20060823_044134_000000352050_00319_23419_1332.N1	23-AUG-2006 04:41:34	Dark	35.000	23	21Eps CMa	1.5020	26000.	70	23419	No
46	GOM_NL__2PRFIN20060823_044252_000000342050_00319_23419_1333.N1	23-AUG-2006 04:42:52	Dark	34.000	177	1Zet CMa	3.0220	26000.	68	23419	No
47	GOM_NL__2PRFIN20060823_044823_000000472050_00319_23419_1334.N1	23-AUG-2006 04:48:23	Dark	47.000	2	Alp Car	-0.73600	7000.0	94	23419	No
48	GOM_NL__2PRFIN20060823_045929_000000392050_00320_23420_1318.N1	23-AUG-2006 04:59:29	Dark	38.500	9	Alp Eri	0.45300	24000.	77	23420	No
49	GOM_NL__2PRFIN20060823_050438_000000362050_00320_23420_1319.N1	23-AUG-2006 05:04:38	Straylight	35.500	148	Alp Tuc	2.8780	4100.0	71	23420	No
50	GOM_NL__2PRFIN20060823_050814_000000372050_00320_23420_1320.N1	23-AUG-2006 05:08:14	Straylight	36.500	31	Alp Gru	1.7340	15200.	73	23420	No
51	GOM_NL__2PRFIN20060823_051109_000000312050_00320_23420_1321.N1	23-AUG-2006 05:11:09	Straylight	31.000	172	Gam Gru	3.0030	13100.	62	23420	No
52	GOM_NL__2PRFIN20060823_052046_000000342050_00320_23420_1322.N1	23-AUG-2006 05:20:46	Bright	33.500	154	22Bet Aqr	2.8990	5700.0	67	23420	No
53	GOM_NL__2PRFIN20060823_053215_000000322050_00320_23420_1323.N1	23-AUG-2006 05:32:15	Bright	32.000	92	53Eps Cyg	2.5000	4500.0	64	23420	No
54	GOM_NL__2PRFIN20060823_053358_000000302050_00320_23420_1324.N1	23-AUG-2006 05:33:58	Bright	29.500	66	37Gam Cyg	2.2080	5900.0	59	23420	No
55	GOM_NL__2PRFIN20060823_053527_000000322050_00320_23420_1325.N1	23-AUG-2006 05:35:27	Bright	32.000	19	50Alp Cyg	1.2460	10500.	64	23420	No
56	GOM_NL__2PRFIN20060823_054040_000000322050_00320_23420_1326.N1	23-AUG-2006 05:40:40	Bright	31.500	89	5Alp Cep	2.4510	8000.0	63	23420	No
57	GOM_NL__2PRFIN20060823_054802_000000272050_00320_23420_1327.N1	23-AUG-2006 05:48:02	Bright	27.000	49	1Alp UMi	1.9900	6300.0	54	23420	No
58	GOM_NL__2PRFIN20060823_060440_000000302050_00320_23420_1328.N1	23-AUG-2006 06:04:40	Bright	30.000	24	66Alp Gem	1.5800	10200.	60	23420	No
59	GOM_NL__2PRFIN20060823_060710_000000362050_00320_23420_1329.N1	23-AUG-2006 06:07:10	Bright	36.000	170	27Eps Gem	3.0000	9700.0	72	23420	No
60	GOM_NL__2PRFIN20060823_061913_000000412050_00320_23420_1330.N1	23-AUG-2006 06:19:13	Dark	41.000	1	9Alp CMa	-1.4400	11000.	82	23420	No
61	GOM_NL__2PRFIN20060823_062042_000000322050_00320_23420_1331.N1	23-AUG-2006 06:20:42	Dark	32.000	179	24Omi2CMa	3.0320	24000.	64	23420	No
62	GOM_NL__2PRFIN20060823_062210_000000362050_00320_23420_1332.N1	23-AUG-2006 06:22:10	Dark	36.000	23	21Eps CMa	1.5020	26000.	72	23420	No
63	GOM_NL__2PRFIN20060823_062328_000000342050_00320_23420_1333.N1	23-AUG-2006 06:23:28	Dark	33.500	177	1Zet CMa	3.0220	26000.	67	23420	No
64	GOM_NL__2PRFIN20060823_062859_000000452050_00320_23420_1334.N1	23-AUG-2006 06:28:59	Dark	45.000	2	Alp Car	-0.73600	7000.0	90	23420	No
65	GOM_NL__2PRFIN20060823_064005_000000392050_00321_23421_1318.N1	23-AUG-2006 06:40:05	Dark	39.000	9	Alp Eri	0.45300	24000.	78	23421	No
66	GOM_NL__2PRFIN20060823_064514_000000322050_00321_23421_1319.N1	23-AUG-2006 06:45:14	Straylight	32.000	148	Alp Tuc	2.8780	4100.0	64	23421	No
67	GOM_NL__2PRFIN20060823_064851_000000382050_00321_23421_1320.N1	23-AUG-2006 06:48:51	Straylight	37.500	31	Alp Gru	1.7340	15200.	75	23421	No
68	GOM_NL__2PRFIN20060823_065145_000000352050_00321_23421_1321.N1	23-AUG-2006 06:51:45	Straylight	34.500	172	Gam Gru	3.0030	13100.	69	23421	No
69	GOM_NL__2PRFIN20060823_070122_000000332050_00321_23421_1322.N1	23-AUG-2006 07:01:22	Bright	33.000	154	22Bet Aqr	2.8990	5700.0	66	23421	No
70	GOM_NL__2PRFIN20060823_071251_000000302050_00321_23421_1323.N1	23-AUG-2006 07:12:51	Bright	29.500	92	53Eps Cyg	2.5000	4500.0	59	23421	No
71	GOM_NL__2PRFIN20060823_071434_000000292050_00321_23421_1324.N1	23-AUG-2006 07:14:34	Bright	28.500	66	37Gam Cyg	2.2080	5900.0	57	23421	No
72	GOM_NL__2PRFIN20060823_071603_000000312050_00321_23421_1325.N1	23-AUG-2006 07:16:03	Bright	31.000	19	50Alp Cyg	1.2460	10500.	62	23421	No
73	GOM_NL__2PRFIN20060823_072116_000000322050_00321_23421_1326.N1	23-AUG-2006 07:21:16	Bright	31.500	89	5Alp Cep	2.4510	8000.0	63	23421	No
74	GOM_NL__2PRFIN20060823_072838_000000292050_00321_23421_1327.N1	23-AUG-2006 07:28:38	Bright	29.000	49	1Alp UMi	1.9900	6300.0	58	23421	No
75	GOM_NL__2PRFIN20060823_074516_000000472050_00321_23421_1328.N1	23-AUG-2006 07:45:16	Bright	47.000	24	66Alp Gem	1.5800	10200.	94	23421	No
76	GOM_NL__2PRFIN20060823_074746_000000362050_00321_23421_1329.N1	23-AUG-2006 07:47:46	Bright	36.000	170	27Eps Gem	3.0000	9700.0	72	23421	No
77	GOM_NL__2PRFIN20060823_075949_000000462050_00321_23421_1330.N1	23-AUG-2006 07:59:49	Dark	45.500	1	9Alp CMa	-1.4400	11000.	91	23421	No
78	GOM_NL__2PRFIN20060823_080118_000000342050_00321_23421_1331.N1	23-AUG-2006 08:01:18	Dark	33.500	179	24Omi2CMa	3.0320	24000.	67	23421	No
79	GOM_NL__2PRFIN20060823_080246_000000352050_00321_23421_1332.N1	23-AUG-2006 08:02:46	Dark	35.000	23	21Eps CMa	1.5020	26000.	70	23421	No
80	GOM_NL__2PRFIN20060823_080405_000000332050_00321_23421_1333.N1	23-AUG-2006 08:04:05	Dark	32.500	177	1Zet CMa	3.0220	26000.	65	23421	No
81	GOM_NL__2PRFIN20060823_080936_000000422050_00321_23421_1334.N1	23-AUG-2006 08:09:36	Dark	42.000	2	Alp Car	-0.73600	7000.0	84	23421	No
82	GOM_NL__2PRFIN20060823_082042_000000372050_00322_23422_1319.N1	23-AUG-2006 08:20:42	Dark	36.500	9	Alp Eri	0.45300	24000.	73	23422	No
83	GOM_NL__2PRFIN20060823_082550_000000332050_00322_23422_1320.N1	23-AUG-2006 08:25:50	Straylight	33.000	148	Alp Tuc	2.8780	4100.0	66	23422	No
84	GOM_NL__2PRFIN20060823_082927_000000352050_00322_23422_1321.N1	23-AUG-2006 08:29:27	Straylight	35.000	31	Alp Gru	1.7340	15200.	70	23422	No
85	GOM_NL__2PRFIN20060823_083221_000000332050_00322_23422_1322.N1	23-AUG-2006 08:32:21	Straylight	32.500	172	Gam Gru	3.0030	13100.	65	23422	No
86	GOM_NL__2PRFIN20060823_084158_000000342050_00322_23422_1323.N1	23-AUG-2006 08:41:58	Bright	34.000	154	22Bet Aqr	2.8990	5700.0	68	23422	No
87	GOM_NL__2PRFIN20060823_085327_000000302050_00322_23422_1324.N1	23-AUG-2006 08:53:27	Bright	30.000	92	53Eps Cyg	2.5000	4500.0	60	23422	No
88	GOM_NL__2PRFIN20060823_085510_000000292050_00322_23422_1325.N1	23-AUG-2006 08:55:10	Bright	28.500	66	37Gam Cyg	2.2080	5900.0	57	23422	No
89	GOM_NL__2PRFIN20060823_085639_000000312050_00322_23422_1326.N1	23-AUG-2006 08:56:39	Bright	31.000	19	50Alp Cyg	1.2460	10500.	62	23422	No
90	GOM_NL__2PRFIN20060823_090152_000000312050_00322_23422_1327.N1	23-AUG-2006 09:01:52	Bright	30.500	89	5Alp Cep	2.4510	8000.0	61	23422	No
91	GOM_NL__2PRFIN20060823_090914_000000302050_00322_23422_1328.N1	23-AUG-2006 09:09:14	Bright	29.500	49	1Alp UMi	1.9900	6300.0	59	23422	No
92	GOM_NL__2PRFIN20060823_092552_000000292050_00322_23422_1329.N1	23-AUG-2006 09:25:52	Bright	29.000	24	66Alp Gem	1.5800	10200.	58	23422	No
93	GOM_NL__2PRFIN20060823_094026_000000422050_00322_23422_1330.N1	23-AUG-2006 09:40:26	Dark	42.000	1	9Alp CMa	-1.4400	11000.	84	23422	No
94	GOM_NL__2PRFIN20060823_094155_000000342050_00322_23422_1331.N1	23-AUG-2006 09:41:55	Dark	34.000	179	24Omi2CMa	3.0320	24000.	68	23422	No
95	GOM_NL__2PRFIN20060823_094322_000000352050_00322_23422_1332.N1	23-AUG-2006 09:43:22	Dark	35.000	23	21Eps CMa	1.5020	26000.	70	23422	No
96	GOM_NL__2PRFIN20060823_094441_000000332050_00322_23422_1333.N1	23-AUG-2006 09:44:41	Dark	32.500	177	1Zet CMa	3.0220	26000.	65	23422	No
97	GOM_NL__2PRFIN20060823_095012_000000472050_00322_23422_1334.N1	23-AUG-2006 09:50:12	Dark	47.000	2	Alp Car	-0.73600	7000.0	94	23422	No
98	GOM_NL__2PRFIN20060823_100118_000000392050_00323_23423_1320.N1	23-AUG-2006 10:01:18	Dark	38.500	9	Alp Eri	0.45300	24000.	77	23423	No
99	GOM_NL__2PRFIN20060823_100626_000000342050_00323_23423_1321.N1	23-AUG-2006 10:06:26	Straylight	34.000	148	Alp Tuc	2.8780	4100.0	68	23423	No
100	GOM_NL__2PRFIN20060823_101003_000000342050_00323_23423_1322.N1	23-AUG-2006 10:10:03	Straylight	33.500	31	Alp Gru	1.7340	15200.	67	23423	No
101	GOM_NL__2PRFIN20060823_101258_000000322050_00323_23423_1323.N1	23-AUG-2006 10:12:58	Straylight	31.500	172	Gam Gru	3.0030	13100.	63	23423	No

102	GOM_NL__2PRFIN20060823_102234_000000342050_00323_23423_1324.N1	23-AUG-2006 10:22:34	Bright	33.500	154	22Bet Aqr	2.8990	5700.0	67	23423	No
103	GOM_NL__2PRFIN20060823_103402_000000322050_00323_23423_1325.N1	23-AUG-2006 10:34:02	Bright	31.500	92	53Eps Cyg	2.5000	4500.0	63	23423	No
104	GOM_NL__2PRFIN20060823_103546_000000302050_00323_23423_1326.N1	23-AUG-2006 10:35:46	Bright	30.000	66	37Gam Cyg	2.2080	5900.0	60	23423	No
105	GOM_NL__2PRFIN20060823_103714_000000332050_00323_23423_1327.N1	23-AUG-2006 10:37:14	Bright	33.000	19	50Alp Cyg	1.2460	10500.	66	23423	No
106	GOM_NL__2PRFIN20060823_104227_000000322050_00323_23423_1328.N1	23-AUG-2006 10:42:27	Bright	31.500	89	5Alp Cep	2.4510	8000.0	63	23423	No
107	GOM_NL__2PRFIN20060823_104950_000000302050_00323_23423_1329.N1	23-AUG-2006 10:49:50	Bright	29.500	49	1Alp UMi	1.9900	6300.0	59	23423	No
108	GOM_NL__2PRFIN20060823_110628_000000302050_00323_23423_1330.N1	23-AUG-2006 11:06:28	Bright	29.500	24	66Alp Gem	1.5800	10200.	59	23423	No
109	GOM_NL__2PRFIN20060823_112102_000000382050_00323_23423_1331.N1	23-AUG-2006 11:21:02	Dark	37.500	1	9Alp CMa	-1.4400	11000.	75	23423	No
110	GOM_NL__2PRFIN20060823_112231_000000352050_00323_23423_1332.N1	23-AUG-2006 11:22:31	Dark	34.500	179	24Omi2CMa	3.0320	24000.	69	23423	No
111	GOM_NL__2PRFIN20060823_112359_000000372050_00323_23423_1333.N1	23-AUG-2006 11:23:59	Dark	36.500	23	21Eps CMa	1.5020	26000.	73	23423	No
112	GOM_NL__2PRFIN20060823_112518_000000352050_00323_23423_1334.N1	23-AUG-2006 11:25:18	Dark	35.000	177	1Zet CMa	3.0220	26000.	70	23423	No
113	GOM_NL__2PRFIN20060823_113048_000000422050_00323_23423_1335.N1	23-AUG-2006 11:30:48	Dark	41.500	2	Alp Car	-0.73600	7000.0	83	23423	No
114	GOM_NL__2PRFIN20060823_114155_000000412050_00324_23424_1321.N1	23-AUG-2006 11:41:55	Dark	41.000	9	Alp Eri	0.45300	24000.	82	23424	No
115	GOM_NL__2PRFIN20060823_114702_000000352050_00324_23424_1322.N1	23-AUG-2006 11:47:02	Straylight	34.500	148	Alp Tuc	2.8780	4100.0	69	23424	No
116	GOM_NL__2PRFIN20060823_115039_000000372050_00324_23424_1323.N1	23-AUG-2006 11:50:39	Straylight	36.500	31	Alp Gru	1.7340	15200.	73	23424	No
117	GOM_NL__2PRFIN20060823_115334_000000352050_00324_23424_1324.N1	23-AUG-2006 11:53:34	Straylight	34.500	172	Gam Gru	3.0030	13100.	69	23424	No
118	GOM_NL__2PRFIN20060823_115954_000000272050_00324_23424_1325.N1	23-AUG-2006 11:59:54	Bright	27.000	142	49Del Cap	2.8500	8900.0	54	23424	No
119	GOM_NL__2PRFIN20060823_120310_000000332050_00324_23424_1326.N1	23-AUG-2006 12:03:10	Bright	33.000	154	22Bet Aqr	2.8990	5700.0	66	23424	No
120	GOM_NL__2PRFIN20060823_121438_000000292050_00324_23424_1327.N1	23-AUG-2006 12:14:38	Bright	29.000	92	53Eps Cyg	2.5000	4500.0	58	23424	No
121	GOM_NL__2PRFIN20060823_121622_000000292050_00324_23424_1328.N1	23-AUG-2006 12:16:22	Bright	28.500	66	37Gam Cyg	2.2080	5900.0	57	23424	No
122	GOM_NL__2PRFIN20060823_121750_000000332050_00324_23424_1329.N1	23-AUG-2006 12:17:50	Bright	32.500	19	50Alp Cyg	1.2460	10500.	65	23424	No
123	GOM_NL__2PRFIN20060823_122303_000000322050_00324_23424_1330.N1	23-AUG-2006 12:23:03	Bright	31.500	89	5Alp Cep	2.4510	8000.0	63	23424	No
124	GOM_NL__2PRFIN20060823_123026_000000302050_00324_23424_1331.N1	23-AUG-2006 12:30:26	Bright	29.500	49	1Alp UMi	1.9900	6300.0	59	23424	No
125	GOM_NL__2PRFIN20060823_124704_000000342050_00324_23424_1332.N1	23-AUG-2006 12:47:04	Bright	34.000	24	66Alp Gem	1.5800	10200.	68	23424	No
126	GOM_NL__2PRFIN20060823_130138_000000372050_00324_23424_1333.N1	23-AUG-2006 13:01:38	Dark	36.500	1	9Alp CMa	-1.4400	11000.	73	23424	No
127	GOM_NL__2PRFIN20060823_130307_000000332050_00324_23424_1334.N1	23-AUG-2006 13:03:07	Dark	33.000	179	24Omi2CMa	3.0320	24000.	66	23424	No
128	GOM_NL__2PRFIN20060823_130435_000000362050_00324_23424_1335.N1	23-AUG-2006 13:04:35	Dark	35.500	23	21Eps CMa	1.5020	26000.	71	23424	No
129	GOM_NL__2PRFIN20060823_130554_000000352050_00324_23424_1336.N1	23-AUG-2006 13:05:54	Dark	34.500	177	1Zet CMa	3.0220	26000.	69	23424	No
130	GOM_NL__2PRFIN20060823_131125_000000422050_00324_23424_1337.N1	23-AUG-2006 13:11:25	Dark	41.500	2	Alp Car	-0.73600	7000.0	83	23424	No
131	GOM_NL__2PRFIN20060823_132232_000000382050_00325_23425_1322.N1	23-AUG-2006 13:22:32	Dark	37.500	9	Alp Eri	0.45300	24000.	75	23425	No
132	GOM_NL__2PRFIN20060823_132738_000000342050_00325_23425_1323.N1	23-AUG-2006 13:27:38	Straylight	34.000	148	Alp Tuc	2.8780	4100.0	68	23425	No
133	GOM_NL__2PRFIN20060823_133115_000000332050_00325_23425_1324.N1	23-AUG-2006 13:31:15	Straylight	33.000	31	Alp Gru	1.7340	15200.	66	23425	No
134	GOM_NL__2PRFIN20060823_133410_000000322050_00325_23425_1325.N1	23-AUG-2006 13:34:10	Straylight	31.500	172	Gam Gru	3.0030	13100.	63	23425	No
135	GOM_NL__2PRFIN20060823_134029_000000272050_00325_23425_1326.N1	23-AUG-2006 13:40:29	Bright	27.000	142	49Del Cap	2.8500	8900.0	54	23425	No
136	GOM_NL__2PRFIN20060823_134346_000000342050_00325_23425_1327.N1	23-AUG-2006 13:43:46	Bright	33.500	154	22Bet Aqr	2.8990	5700.0	67	23425	No
137	GOM_NL__2PRFIN20060823_135514_000000302050_00325_23425_1328.N1	23-AUG-2006 13:55:14	Bright	30.000	92	53Eps Cyg	2.5000	4500.0	60	23425	No
138	GOM_NL__2PRFIN20060823_135658_000000322050_00325_23425_1329.N1	23-AUG-2006 13:56:58	Bright	31.500	66	37Gam Cyg	2.2080	5900.0	63	23425	No
139	GOM_NL__2PRFIN20060823_135826_000000322050_00325_23425_1330.N1	23-AUG-2006 13:58:26	Bright	32.000	19	50Alp Cyg	1.2460	10500.	64	23425	No
140	GOM_NL__2PRFIN20060823_140339_000000322050_00325_23425_1331.N1	23-AUG-2006 14:03:39	Bright	32.000	89	5Alp Cep	2.4510	8000.0	64	23425	No
141	GOM_NL__2PRFIN20060823_141102_000000302050_00325_23425_1332.N1	23-AUG-2006 14:11:02	Bright	29.500	49	1Alp UMi	1.9900	6300.0	59	23425	No
142	GOM_NL__2PRFIN20060823_142740_000000312050_00325_23425_1333.N1	23-AUG-2006 14:27:40	Bright	30.500	24	66Alp Gem	1.5800	10200.	61	23425	No
143	GOM_NL__2PRFIN20060823_144215_000000402050_00325_23425_1334.N1	23-AUG-2006 14:42:15	Dark	40.000	1	9Alp CMa	-1.4400	11000.	80	23425	No
144	GOM_NL__2PRFIN20060823_144343_000000322050_00325_23425_1335.N1	23-AUG-2006 14:43:43	Dark	32.000	179	24Omi2CMa	3.0320	24000.	64	23425	No
145	GOM_NL__2PRFIN20060823_144511_000000372050_00325_23425_1336.N1	23-AUG-2006 14:45:11	Dark	36.500	23	21Eps CMa	1.5020	26000.	73	23425	No
146	GOM_NL__2PRFIN20060823_144630_000000342050_00325_23425_1337.N1	23-AUG-2006 14:46:30	Dark	34.000	177	1Zet CMa	3.0220	26000.	68	23425	No
147	GOM_NL__2PRFIN20060823_145201_000000452050_00325_23425_1338.N1	23-AUG-2006 14:52:01	Dark	44.500	2	Alp Car	-0.73600	7000.0	89	23425	No
148	GOM_NL__2PRFIN20060823_150308_000000362050_00326_23426_1343.N1	23-AUG-2006 15:03:08	Dark	36.000	9	Alp Eri	0.45300	24000.	72	23426	No
149	GOM_NL__2PRFIN20060823_150815_000000322050_00326_23426_1344.N1	23-AUG-2006 15:08:15	Straylight	32.000	148	Alp Tuc	2.8780	4100.0	64	23426	No
150	GOM_NL__2PRFIN20060823_151152_000000322050_00326_23426_1345.N1	23-AUG-2006 15:11:52	Straylight	32.000	31	Alp Gru	1.7340	15200.	64	23426	No
151	GOM_NL__2PRFIN20060823_151446_000000332050_00326_23426_1346.N1	23-AUG-2006 15:14:46	Straylight	32.500	172	Gam Gru	3.0030	13100.	65	23426	No
152	GOM_NL__2PRFIN20060823_152105_000000362050_00326_23426_1347.N1	23-AUG-2006 15:21:05	Bright	36.000	142	49Del Cap	2.8500	8900.0	72	23426	No
153	GOM_NL__2PRFIN20060823_152422_000000332050_00326_23426_1348.N1	23-AUG-2006 15:24:22	Bright	33.000	154	22Bet Aqr	2.8990	5700.0	66	23426	No
154	GOM_NL__2PRFIN20060823_153550_000000322050_00326_23426_1349.N1	23-AUG-2006 15:35:50	Bright	31.500	92	53Eps Cyg	2.5000	4500.0	63	23426	No
155	GOM_NL__2PRFIN20060823_153734_000000312050_00326_23426_1350.N1	23-AUG-2006 15:37:34	Bright	31.000	66	37Gam Cyg	2.2080	5900.0	62	23426	No
156	GOM_NL__2PRFIN20060823_153902_000000322050_00326_23426_1351.N1	23-AUG-2006 15:39:02	Bright	32.000	19	50Alp Cyg	1.2460	10500.	64	23426	No
157	GOM_NL__2PRFIN20060823_154414_000000312050_00326_23426_1352.N1	23-AUG-2006 15:44:14	Bright	30.500	89	5Alp Cep	2.4510	8000.0	61	23426	No
158	GOM_NL__2PRFIN20060823_155138_000000302050_00326_23426_1353.N1	23-AUG-2006 15:51:38	Bright	30.000	49	1Alp UMi	1.9900	6300.0	60	23426	No
159	GOM_NL__2PRFIN20060823_160816_000000342050_00326_23426_1354.N1	23-AUG-2006 16:08:16	Bright	34.000	24	66Alp Gem	1.5800	10200.	68	23426	No
160	GOM_NL__2PRFIN20060823_161502_000000342050_00326_23426_1355.N1	23-AUG-2006 16:15:02	Twilight	33.500	153	3Bet CMi	2.8940	13100.	67	23426	No

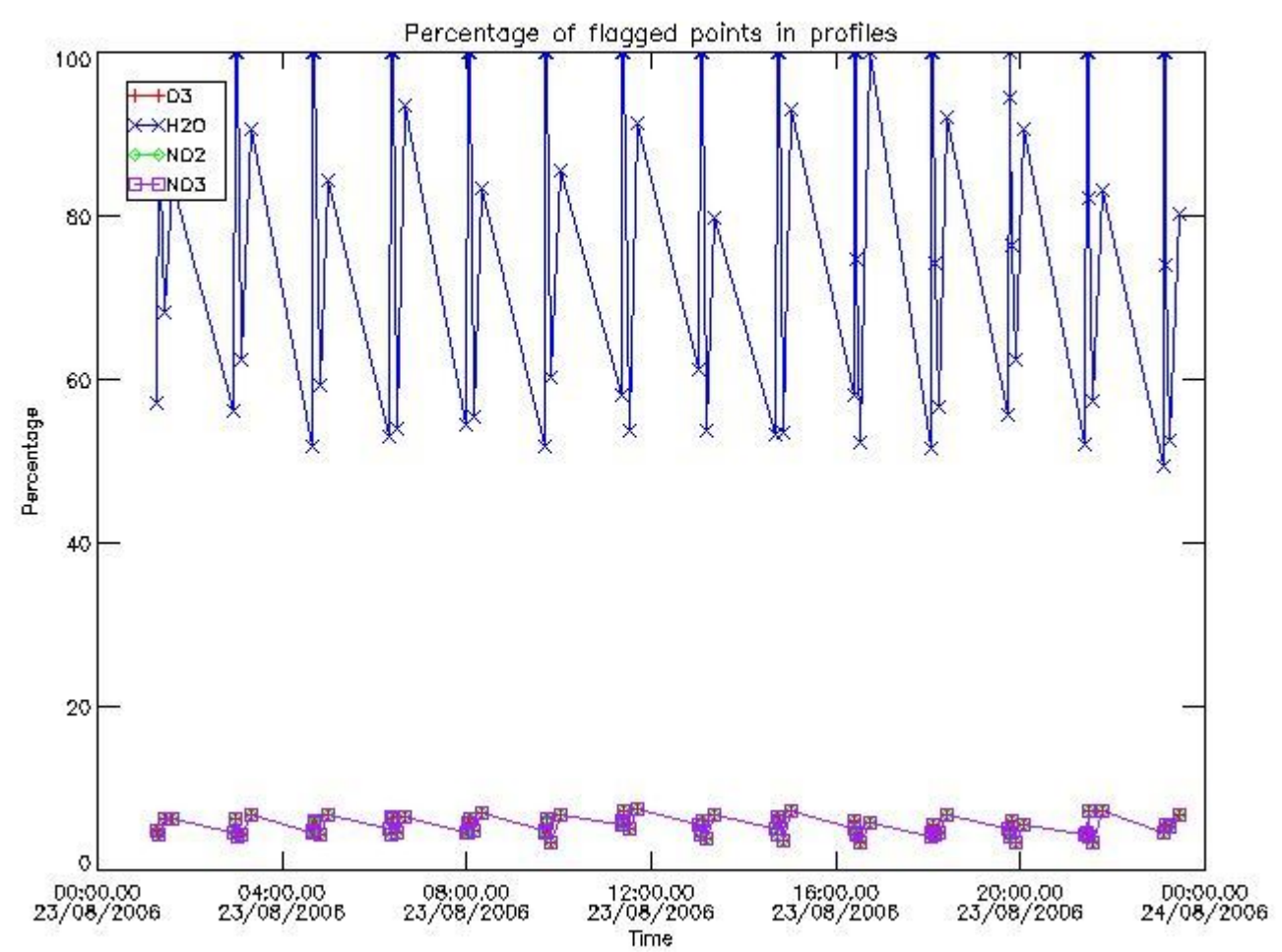
161	GOM_NL__2PRFIN20060823_162251_000000412050_00326_23426_1356.N1	23-AUG-2006 16:22:51	Dark	41.000	1	9Alp CMa	-1.4400	11000.	82	23426	No
162	GOM_NL__2PRFIN20060823_162420_000000352050_00326_23426_1357.N1	23-AUG-2006 16:24:20	Dark	34.500	179	24Omi2CMa	3.0320	24000.	69	23426	No
163	GOM_NL__2PRFIN20060823_162548_000000362050_00326_23426_1358.N1	23-AUG-2006 16:25:48	Dark	36.000	23	21Eps CMa	1.5020	26000.	72	23426	No
164	GOM_NL__2PRFIN20060823_162736_000000342050_00326_23426_1359.N1	23-AUG-2006 16:27:36	Dark	34.000	117	Pi Pup	2.7060	3800.0	68	23426	No
165	GOM_NL__2PRFIN20060823_163237_000000462050_00326_23426_1360.N1	23-AUG-2006 16:32:37	Dark	45.500	2	Alp Car	-0.73600	7000.0	91	23426	No
166	GOM_NL__2PRFIN20060823_164345_000000452050_00327_23427_1343.N1	23-AUG-2006 16:43:45	Dark	44.500	9	Alp Eri	0.45300	24000.	89	23427	No
167	GOM_NL__2PRFIN20060823_164851_000000342050_00327_23427_1344.N1	23-AUG-2006 16:48:51	Straylight	33.500	148	Alp Tuc	2.8780	4100.0	67	23427	No
168	GOM_NL__2PRFIN20060823_165228_000000332050_00327_23427_1345.N1	23-AUG-2006 16:52:28	Straylight	32.500	31	Alp Gru	1.7340	15200.	65	23427	No
169	GOM_NL__2PRFIN20060823_165522_000000332050_00327_23427_1346.N1	23-AUG-2006 16:55:22	Straylight	32.500	172	Gam Gru	3.0030	13100.	65	23427	No
170	GOM_NL__2PRFIN20060823_170141_000000362050_00327_23427_1347.N1	23-AUG-2006 17:01:41	Bright	36.000	142	49Del Cap	2.8500	8900.0	72	23427	No
171	GOM_NL__2PRFIN20060823_170458_000000342050_00327_23427_1348.N1	23-AUG-2006 17:04:58	Bright	34.000	154	22Bet Aqr	2.8990	5700.0	68	23427	No
172	GOM_NL__2PRFIN20060823_171626_000000312050_00327_23427_1349.N1	23-AUG-2006 17:16:26	Bright	30.500	92	53Eps Cyg	2.5000	4500.0	61	23427	No
173	GOM_NL__2PRFIN20060823_171810_000000312050_00327_23427_1350.N1	23-AUG-2006 17:18:10	Bright	30.500	66	37Gam Cyg	2.2080	5900.0	61	23427	No
174	GOM_NL__2PRFIN20060823_171938_000000322050_00327_23427_1351.N1	23-AUG-2006 17:19:38	Bright	32.000	19	50Alp Cyg	1.2460	10500.	64	23427	No
175	GOM_NL__2PRFIN20060823_172450_000000312050_00327_23427_1352.N1	23-AUG-2006 17:24:50	Bright	31.000	89	5Alp Cep	2.4510	8000.0	62	23427	No
176	GOM_NL__2PRFIN20060823_173214_000000312050_00327_23427_1353.N1	23-AUG-2006 17:32:14	Bright	30.500	49	1Alp UMi	1.9900	6300.0	61	23427	No
177	GOM_NL__2PRFIN20060823_174852_000000312050_00327_23427_1354.N1	23-AUG-2006 17:48:52	Bright	31.000	24	66Alp Gem	1.5800	10200.	62	23427	No
178	GOM_NL__2PRFIN20060823_175539_000000342050_00327_23427_1355.N1	23-AUG-2006 17:55:39	Twilight	34.000	153	3Bet CMi	2.8940	13100.	68	23427	No
179	GOM_NL__2PRFIN20060823_180327_000000492050_00327_23427_1356.N1	23-AUG-2006 18:03:27	Dark	49.000	1	9Alp CMa	-1.4400	11000.	98	23427	No
180	GOM_NL__2PRFIN20060823_180456_000000342050_00327_23427_1357.N1	23-AUG-2006 18:04:56	Dark	33.500	179	24Omi2CMa	3.0320	24000.	67	23427	No
181	GOM_NL__2PRFIN20060823_180624_000000382050_00327_23427_1358.N1	23-AUG-2006 18:06:24	Dark	38.000	23	21Eps CMa	1.5020	26000.	76	23427	No
182	GOM_NL__2PRFIN20060823_180812_000000362050_00327_23427_1359.N1	23-AUG-2006 18:08:12	Dark	35.500	117	Pi Pup	2.7060	3800.0	71	23427	No
183	GOM_NL__2PRFIN20060823_181313_000000462050_00327_23427_1360.N1	23-AUG-2006 18:13:13	Dark	45.500	2	Alp Car	-0.73600	7000.0	91	23427	No
184	GOM_NL__2PRFIN20060823_182422_000000392050_00328_23428_1345.N1	23-AUG-2006 18:24:22	Dark	38.500	9	Alp Eri	0.45300	24000.	77	23428	No
185	GOM_NL__2PRFIN20060823_182927_000000322050_00328_23428_1346.N1	23-AUG-2006 18:29:27	Straylight	32.000	148	Alp Tuc	2.8780	4100.0	64	23428	No
186	GOM_NL__2PRFIN20060823_183304_000000342050_00328_23428_1347.N1	23-AUG-2006 18:33:04	Straylight	33.500	31	Alp Gru	1.7340	15200.	67	23428	No
187	GOM_NL__2PRFIN20060823_183558_000000342050_00328_23428_1348.N1	23-AUG-2006 18:35:58	Straylight	33.500	172	Gam Gru	3.0030	13100.	67	23428	No
188	GOM_NL__2PRFIN20060823_184217_000000392050_00328_23428_1349.N1	23-AUG-2006 18:42:17	Bright	39.000	142	49Del Cap	2.8500	8900.0	78	23428	No
189	GOM_NL__2PRFIN20060823_184534_000000342050_00328_23428_1350.N1	23-AUG-2006 18:45:34	Bright	33.500	154	22Bet Aqr	2.8990	5700.0	67	23428	No
190	GOM_NL__2PRFIN20060823_185702_000000292050_00328_23428_1351.N1	23-AUG-2006 18:57:02	Bright	29.000	92	53Eps Cyg	2.5000	4500.0	58	23428	No
191	GOM_NL__2PRFIN20060823_185846_000000292050_00328_23428_1352.N1	23-AUG-2006 18:58:46	Bright	28.500	66	37Gam Cyg	2.2080	5900.0	57	23428	No
192	GOM_NL__2PRFIN20060823_190014_000000302050_00328_23428_1353.N1	23-AUG-2006 19:00:14	Bright	29.500	19	50Alp Cyg	1.2460	10500.	59	23428	No
193	GOM_NL__2PRFIN20060823_190526_000000312050_00328_23428_1354.N1	23-AUG-2006 19:05:26	Bright	31.000	89	5Alp Cep	2.4510	8000.0	62	23428	No
194	GOM_NL__2PRFIN20060823_191250_000000312050_00328_23428_1355.N1	23-AUG-2006 19:12:50	Bright	31.000	49	1Alp UMi	1.9900	6300.0	62	23428	No
195	GOM_NL__2PRFIN20060823_192928_000000302050_00328_23428_1356.N1	23-AUG-2006 19:29:28	Bright	30.000	24	66Alp Gem	1.5800	10200.	60	23428	No
196	GOM_NL__2PRFIN20060823_193615_000000342050_00328_23428_1357.N1	23-AUG-2006 19:36:15	Twilight	33.500	153	3Bet CMi	2.8940	13100.	67	23428	No
197	GOM_NL__2PRFIN20060823_194404_000000412050_00328_23428_1358.N1	23-AUG-2006 19:44:04	Dark	41.000	1	9Alp CMa	-1.4400	11000.	82	23428	No
198	GOM_NL__2PRFIN20060823_194532_000000342050_00328_23428_1359.N1	23-AUG-2006 19:45:32	Dark	34.000	179	24Omi2CMa	3.0320	24000.	68	23428	No
199	GOM_NL__2PRFIN20060823_194700_000000372050_00328_23428_1360.N1	23-AUG-2006 19:47:00	Dark	37.000	23	21Eps CMa	1.5020	26000.	74	23428	No
200	GOM_NL__2PRFIN20060823_194848_000000352050_00328_23428_1361.N1	23-AUG-2006 19:48:48	Dark	34.500	117	Pi Pup	2.7060	3800.0	69	23428	No
201	GOM_NL__2PRFIN20060823_195350_000000472050_00328_23428_1362.N1	23-AUG-2006 19:53:50	Dark	47.000	2	Alp Car	-0.73600	7000.0	94	23428	No
202	GOM_NL__2PRFIN20060823_200458_000000382050_00329_23429_1346.N1	23-AUG-2006 20:04:58	Dark	38.000	9	Alp Eri	0.45300	24000.	76	23429	No
203	GOM_NL__2PRFIN20060823_201003_000000332050_00329_23429_1347.N1	23-AUG-2006 20:10:03	Straylight	32.500	148	Alp Tuc	2.8780	4100.0	65	23429	No
204	GOM_NL__2PRFIN20060823_201341_000000382050_00329_23429_1348.N1	23-AUG-2006 20:13:41	Straylight	37.500	31	Alp Gru	1.7340	15200.	75	23429	No
205	GOM_NL__2PRFIN20060823_201634_000000342050_00329_23429_1349.N1	23-AUG-2006 20:16:34	Straylight	33.500	172	Gam Gru	3.0030	13100.	67	23429	No
206	GOM_NL__2PRFIN20060823_202254_000000372050_00329_23429_1350.N1	23-AUG-2006 20:22:54	Bright	36.500	142	49Del Cap	2.8500	8900.0	73	23429	No
207	GOM_NL__2PRFIN20060823_202610_000000342050_00329_23429_1351.N1	23-AUG-2006 20:26:10	Bright	34.000	154	22Bet Aqr	2.8990	5700.0	68	23429	No
208	GOM_NL__2PRFIN20060823_203737_000000292050_00329_23429_1352.N1	23-AUG-2006 20:37:37	Bright	28.500	92	53Eps Cyg	2.5000	4500.0	57	23429	No
209	GOM_NL__2PRFIN20060823_203922_000000312050_00329_23429_1353.N1	23-AUG-2006 20:39:22	Bright	31.000	66	37Gam Cyg	2.2080	5900.0	62	23429	No
210	GOM_NL__2PRFIN20060823_204050_000000322050_00329_23429_1354.N1	23-AUG-2006 20:40:50	Bright	31.500	19	50Alp Cyg	1.2460	10500.	63	23429	No
211	GOM_NL__2PRFIN20060823_204602_000000312050_00329_23429_1355.N1	23-AUG-2006 20:46:02	Bright	30.500	89	5Alp Cep	2.4510	8000.0	61	23429	No
212	GOM_NL__2PRFIN20060823_205326_000000322050_00329_23429_1356.N1	23-AUG-2006 20:53:26	Bright	31.500	49	1Alp UMi	1.9900	6300.0	63	23429	No
213	GOM_NL__2PRFIN20060823_211004_000000302050_00329_23429_1357.N1	23-AUG-2006 21:10:04	Bright	29.500	24	66Alp Gem	1.5800	10200.	59	23429	No
214	GOM_NL__2PRFIN20060823_211651_000000332050_00329_23429_1358.N1	23-AUG-2006 21:16:51	Twilight	32.500	153	3Bet CMi	2.8940	13100.	65	23429	No
215	GOM_NL__2PRFIN20060823_212440_000000492050_00329_23429_1359.N1	23-AUG-2006 21:24:40	Dark	48.500	1	9Alp CMa	-1.4400	11000.	97	23429	No
216	GOM_NL__2PRFIN20060823_212609_000000352050_00329_23429_1360.N1	23-AUG-2006 21:26:09	Dark	34.500	179	24Omi2CMa	3.0320	24000.	69	23429	No
217	GOM_NL__2PRFIN20060823_212736_000000362050_00329_23429_1361.N1	23-AUG-2006 21:27:36	Dark	35.500	23	21Eps CMa	1.5020	26000.	71	23429	No
218	GOM_NL__2PRFIN20060823_212925_000000372050_00329_23429_1362.N1	23-AUG-2006 21:29:25	Dark	37.000	117	Pi Pup	2.7060	3800.0	74	23429	No
219	GOM_NL__2PRFIN20060823_213426_000000452050_00329_23429_1363.N1	23-AUG-2006 21:34:26	Dark	45.000	2	Alp Car	-0.73600	7000.0	90	23429	No

220	GOM_NL__2PRFIN20060823_214535_000000362050_00330_23430_1347.N1	23-AUG-2006 21:45:35	Dark	36.000	9	Alp Eri	0.45300	24000.	72	23430	No
221	GOM_NL__2PRFIN20060823_215040_000000392050_00330_23430_1348.N1	23-AUG-2006 21:50:40	Straylight	39.000	148	Alp Tuc	2.8780	4100.0	78	23430	No
222	GOM_NL__2PRFIN20060823_215417_000000382050_00330_23430_1349.N1	23-AUG-2006 21:54:17	Straylight	37.500	31	Alp Gru	1.7340	15200.	75	23430	No
223	GOM_NL__2PRFIN20060823_215711_000000352050_00330_23430_1350.N1	23-AUG-2006 21:57:11	Straylight	35.000	172	Gam Gru	3.0030	13100.	70	23430	No
224	GOM_NL__2PRFIN20060823_220330_000000372050_00330_23430_1351.N1	23-AUG-2006 22:03:30	Bright	36.500	142	49Del Cap	2.8500	8900.0	73	23430	No
225	GOM_NL__2PRFIN20060823_220646_000000342050_00330_23430_1352.N1	23-AUG-2006 22:06:46	Bright	34.000	154	22Bet Aqr	2.8990	5700.0	68	23430	No
226	GOM_NL__2PRFIN20060823_221813_000000302050_00330_23430_1353.N1	23-AUG-2006 22:18:13	Bright	30.000	92	53Eps Cyg	2.5000	4500.0	60	23430	No
227	GOM_NL__2PRFIN20060823_221958_000000292050_00330_23430_1354.N1	23-AUG-2006 22:19:58	Bright	28.500	66	37Gam Cyg	2.2080	5900.0	57	23430	No
228	GOM_NL__2PRFIN20060823_222125_000000312050_00330_23430_1355.N1	23-AUG-2006 22:21:25	Bright	31.000	19	50Alp Cyg	1.2460	10500.	62	23430	No
229	GOM_NL__2PRFIN20060823_222637_000000492050_00330_23430_1356.N1	23-AUG-2006 22:26:37	Bright	49.000	89	5Alp Cep	2.4510	8000.0	98	23430	No
230	GOM_NL__2PRFIN20060823_223401_000000312050_00330_23430_1357.N1	23-AUG-2006 22:34:01	Bright	31.000	49	1Alp UMi	1.9900	6300.0	62	23430	No
231	GOM_NL__2PRFIN20060823_225040_000000292050_00330_23430_1358.N1	23-AUG-2006 22:50:40	Bright	28.500	24	66Alp Gem	1.5800	10200.	57	23430	No
232	GOM_NL__2PRFIN20060823_225727_000000322050_00330_23430_1359.N1	23-AUG-2006 22:57:27	Twilight	32.000	153	3Bet CMi	2.8940	13100.	64	23430	No
233	GOM_NL__2PRFIN20060823_230516_000000462050_00330_23430_1360.N1	23-AUG-2006 23:05:16	Dark	46.000	1	9Alp CMa	-1.4400	11000.	92	23430	No
234	GOM_NL__2PRFIN20060823_230645_000000342050_00330_23430_1361.N1	23-AUG-2006 23:06:45	Dark	33.500	179	24Omi2CMa	3.0320	24000.	67	23430	No
235	GOM_NL__2PRFIN20060823_230813_000000382050_00330_23430_1362.N1	23-AUG-2006 23:08:13	Dark	37.500	23	21Eps CMa	1.5020	26000.	75	23430	No
236	GOM_NL__2PRFIN20060823_231001_000000372050_00330_23430_1363.N1	23-AUG-2006 23:10:01	Dark	37.000	117	Pi Pup	2.7060	3800.0	74	23430	No
237	GOM_NL__2PRFIN20060823_231502_000000402050_00330_23430_1364.N1	23-AUG-2006 23:15:02	Dark	39.500	2	Alp Car	-0.73600	7000.0	79	23430	No
238	GOM_NL__2PRFIN20060823_232611_000000392050_00331_23431_1348.N1	23-AUG-2006 23:26:11	Dark	38.500	9	Alp Eri	0.45300	24000.	77	23431	No
239	GOM_NL__2PRFIN20060823_233116_000000352050_00331_23431_1349.N1	23-AUG-2006 23:31:16	Straylight	34.500	148	Alp Tuc	2.8780	4100.0	69	23431	No
240	GOM_NL__2PRFIN20060823_233453_000000342050_00331_23431_1350.N1	23-AUG-2006 23:34:53	Straylight	33.500	31	Alp Gru	1.7340	15200.	67	23431	No
241	GOM_NL__2PRFIN20060823_233747_000000352050_00331_23431_1351.N1	23-AUG-2006 23:37:47	Straylight	35.000	172	Gam Gru	3.0030	13100.	70	23431	No
242	GOM_NL__2PRFIN20060823_234406_000000382050_00331_23431_1352.N1	23-AUG-2006 23:44:06	Bright	37.500	142	49Del Cap	2.8500	8900.0	75	23431	No
243	GOM_NL__2PRFIN20060823_234722_000000332050_00331_23431_1353.N1	23-AUG-2006 23:47:22	Bright	32.500	154	22Bet Aqr	2.8990	5700.0	65	23431	No
244	GOM_NL__2PRFIN20060823_235849_000000312050_00331_23431_1354.N1	23-AUG-2006 23:58:49	Bright	31.000	92	53Eps Cyg	2.5000	4500.0	62	23431	No

3. Quality information per product


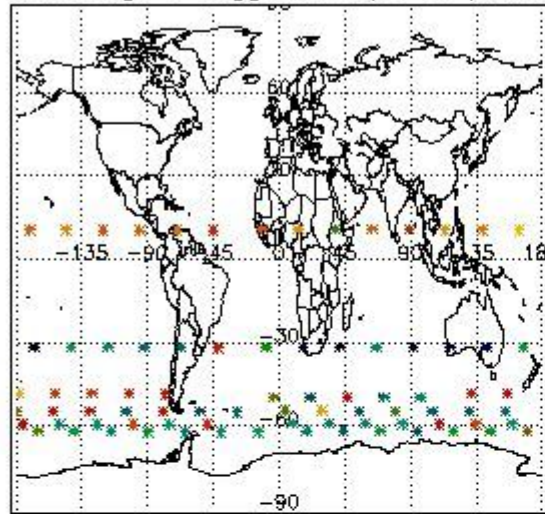
In this section it is plotted some information contained in the Quality Summary data set of the level 2 products. Only products in dark limb conditions and without errors (error flag in the MPH set to "0") are used.

3.1 Plot quality information per product (time dependant)

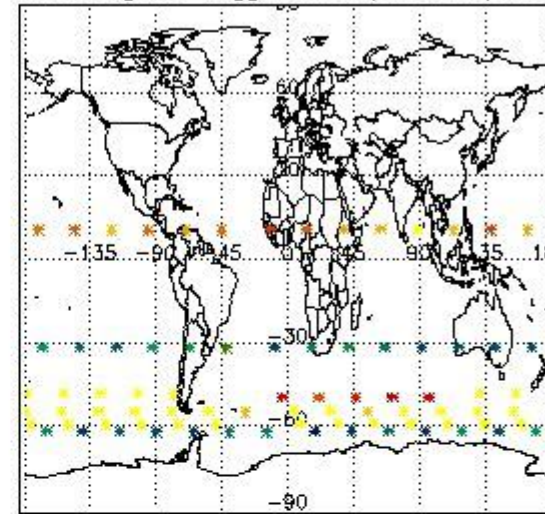


3.2 Plot quality information per product (world map)


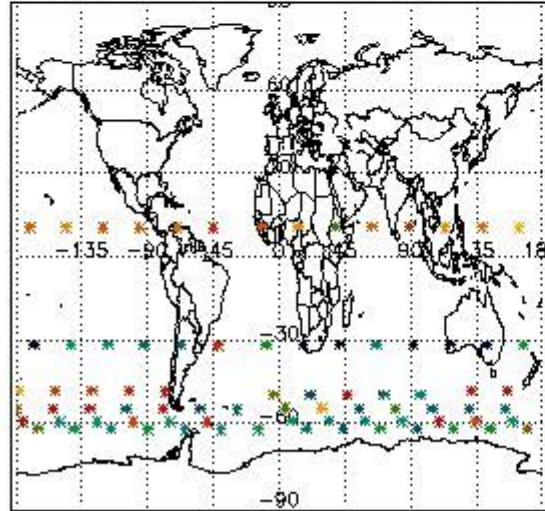
Percentage of flagged data per O3 profile



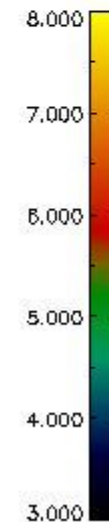
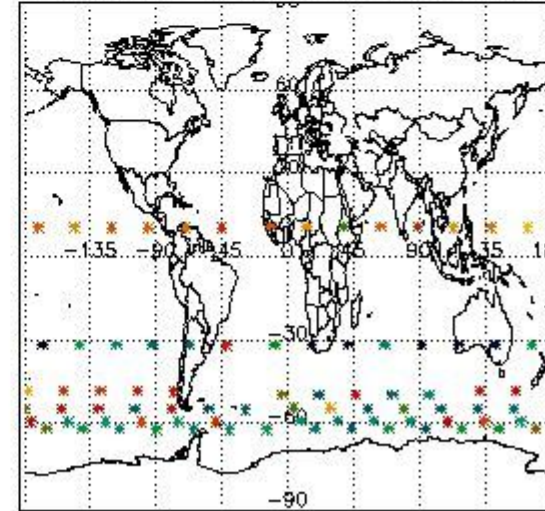
Percentage of flagged data per H2O profile



Percentage of flagged data per NO2 profile



Percentage of flagged data per NO3 profile

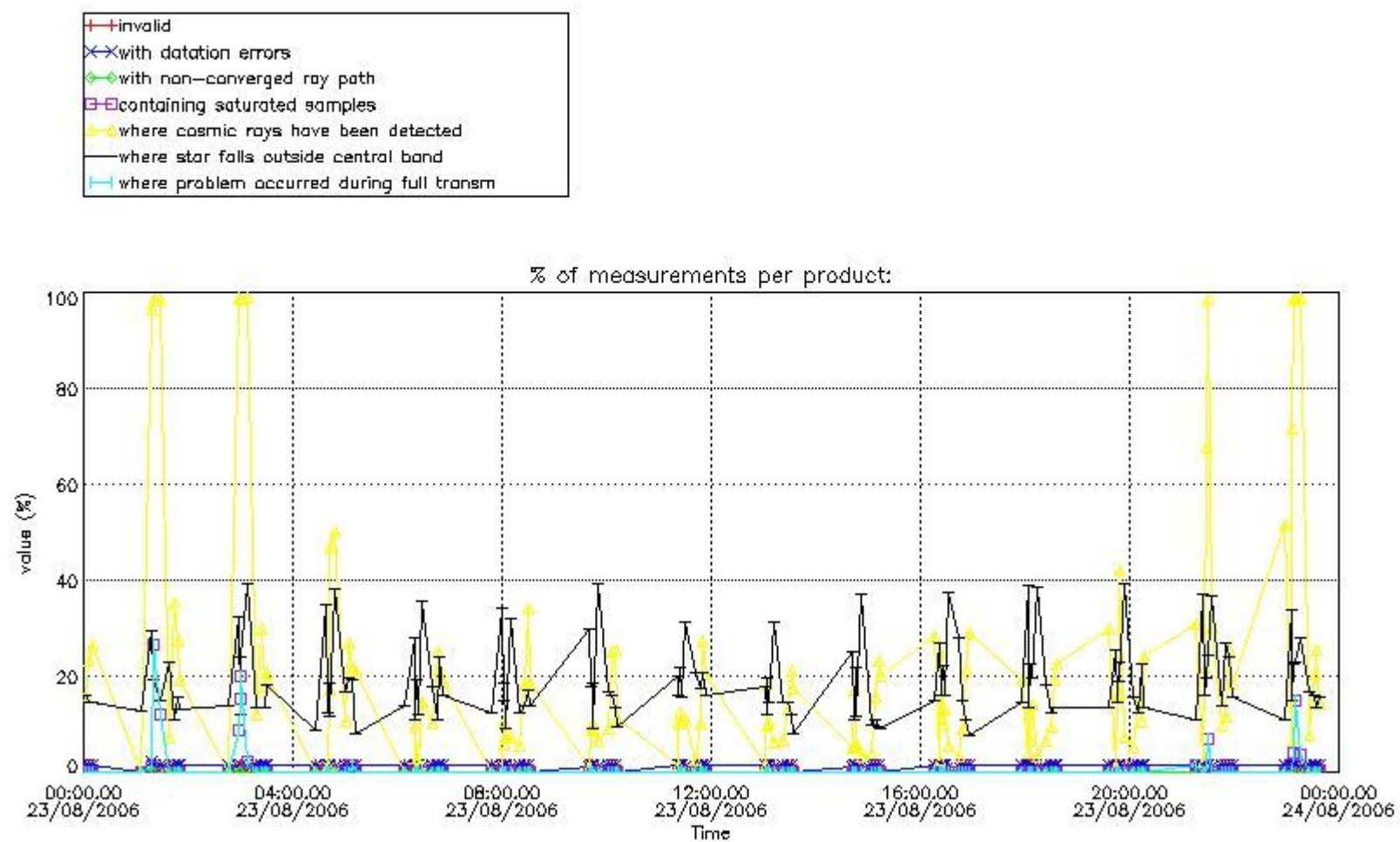


4. Level 1 quality information per product

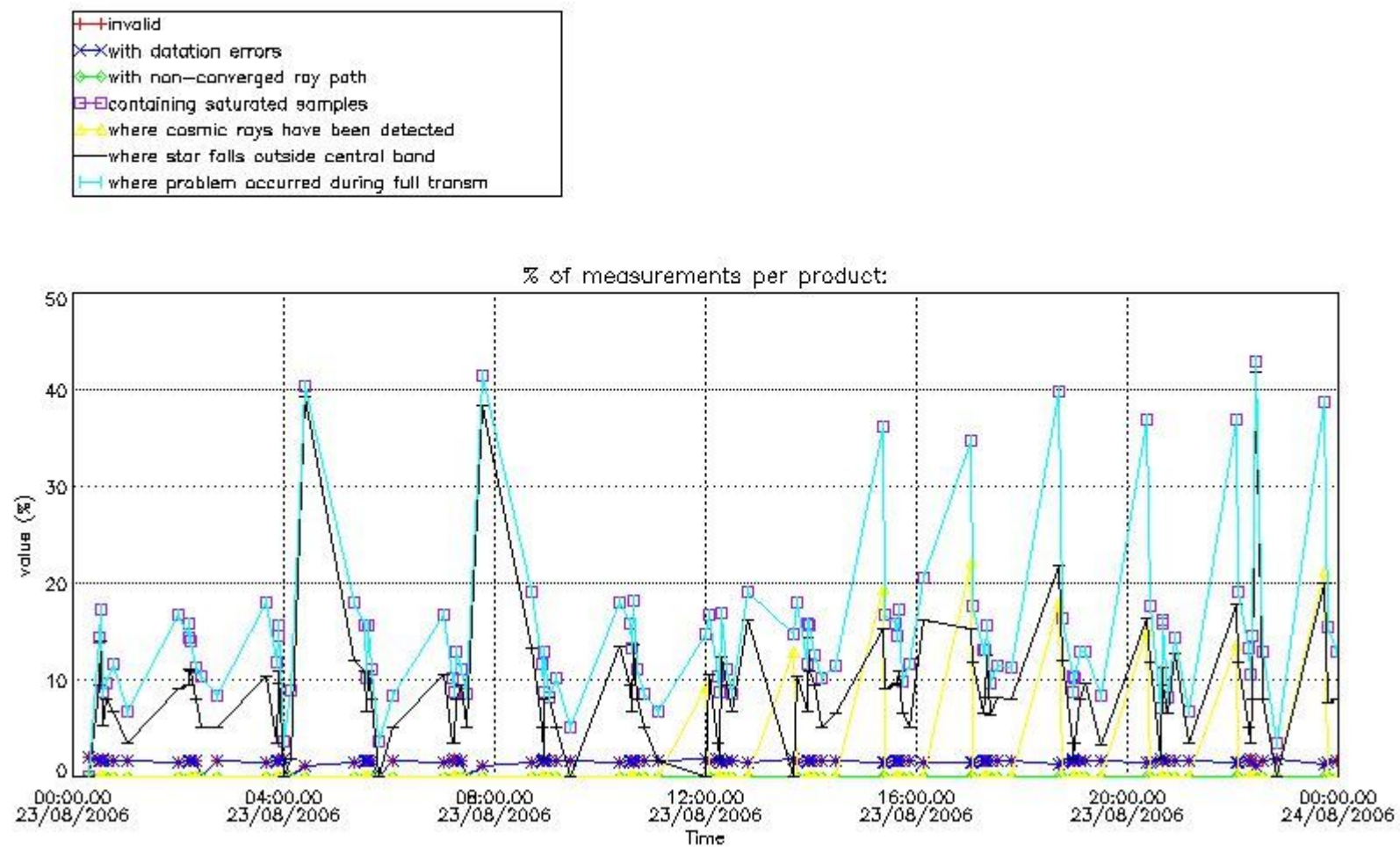
In this section it is plotted some information contained in the Quality Summary data set of the level 2 products that comes from the level 1b processing. Products without errors (error flag in the MPH set to "0") are used.

4.1 Plot quality information per product (time dependant) coming from level 1b processing

4.1.1 Plot level 1 quality information per product (time dependant): ENVISAT ASCENDING passes



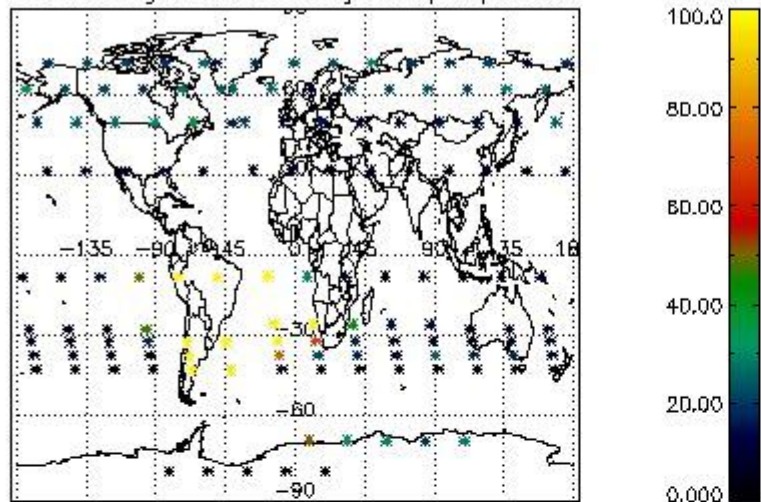
4.1.2 Plot level 1 quality information per product (time dependant): ENVI SAT DESCENDING passes



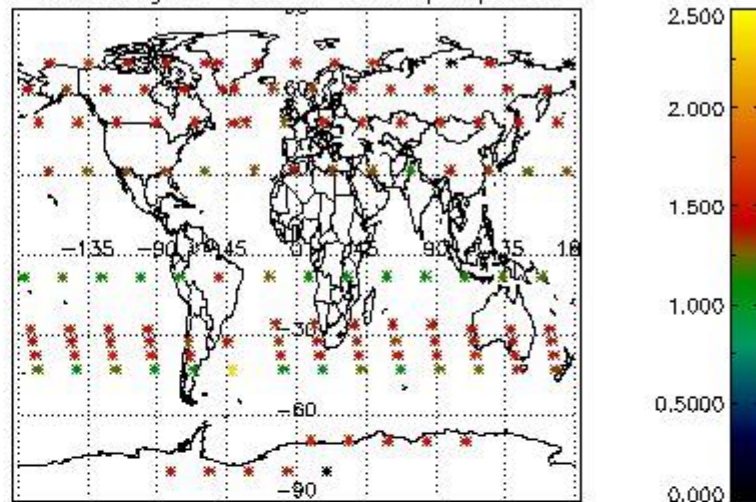
4.2 Plot quality information per product coming from level 1b processing (world map)

4.2.1 Plot level 1 quality information per product (world map): ENVISAT ASCENDING passes

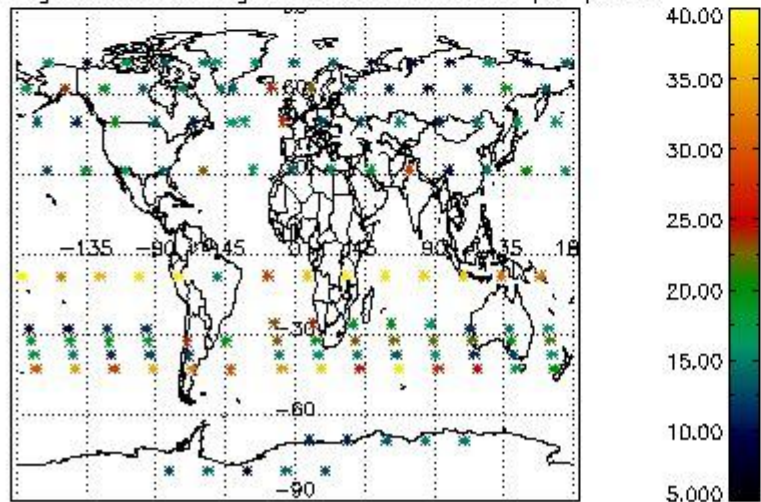
Percentage of cosmic ray hits per profile



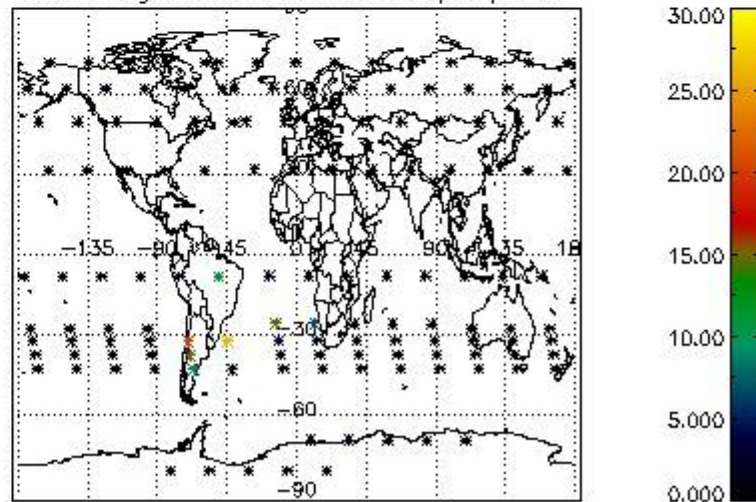
Percentage of datation errors per profile



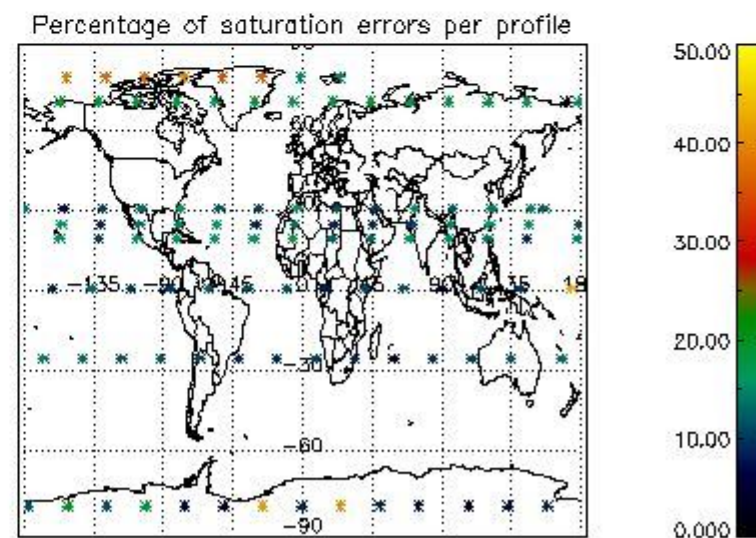
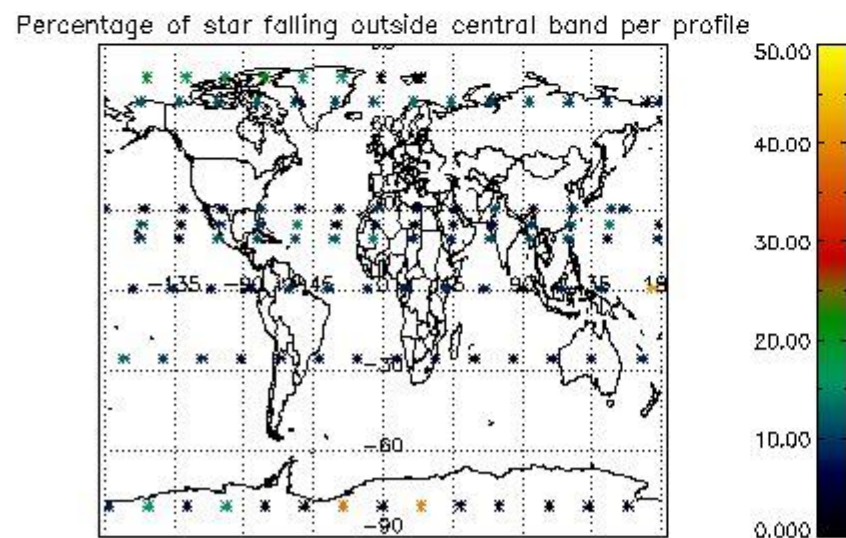
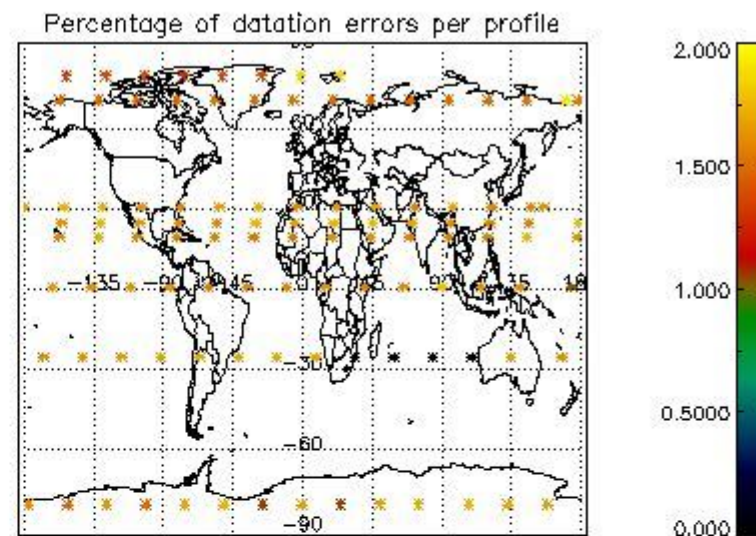
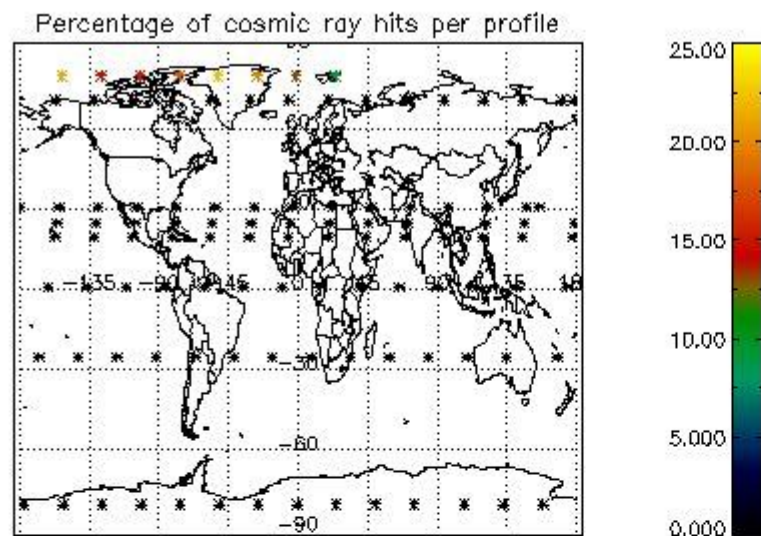
Percentage of star falling outside central band per profile



Percentage of saturation errors per profile



4.2.2 Plot level 1 quality information per product (world map): ENVISAT DESCENDING passes



5. Trace gas profiles

5.1 Ozone statistics based on quality of products

The final quality of the products can be "measured" using the STD (Standard Deviation) attached to every point profile. This information is written to the parameter GOM_NL__2P/NL_LOCAL_SPECIES_DENSITY/o3_std of the level 2 products. The table below shows the statistics for given STD ranges.

The statistics are given with respect to the overall valid production:

- Products without fatal errors: GOM_NL__2P/MPH/PRODUCT_ERR=0
- Valid point profile: GOM_NL__2P/NL_LOCAL_SPECIES_DENSITY/pcd(0)=0

The 'Criteria' is applied to valid points of dark limb products:

- Products in dark limb illumination condition: GOM_NL__2P/NL_SUMMARY_QUALITY/obs_ill_cond=0
- Products without fatal errors: GOM_NL__2P/MPH/PRODUCT_ERR=0
- Valid point profile: GOM_NL__2P/NL_LOCAL_SPECIES_DENSITY/pcd(0)=0

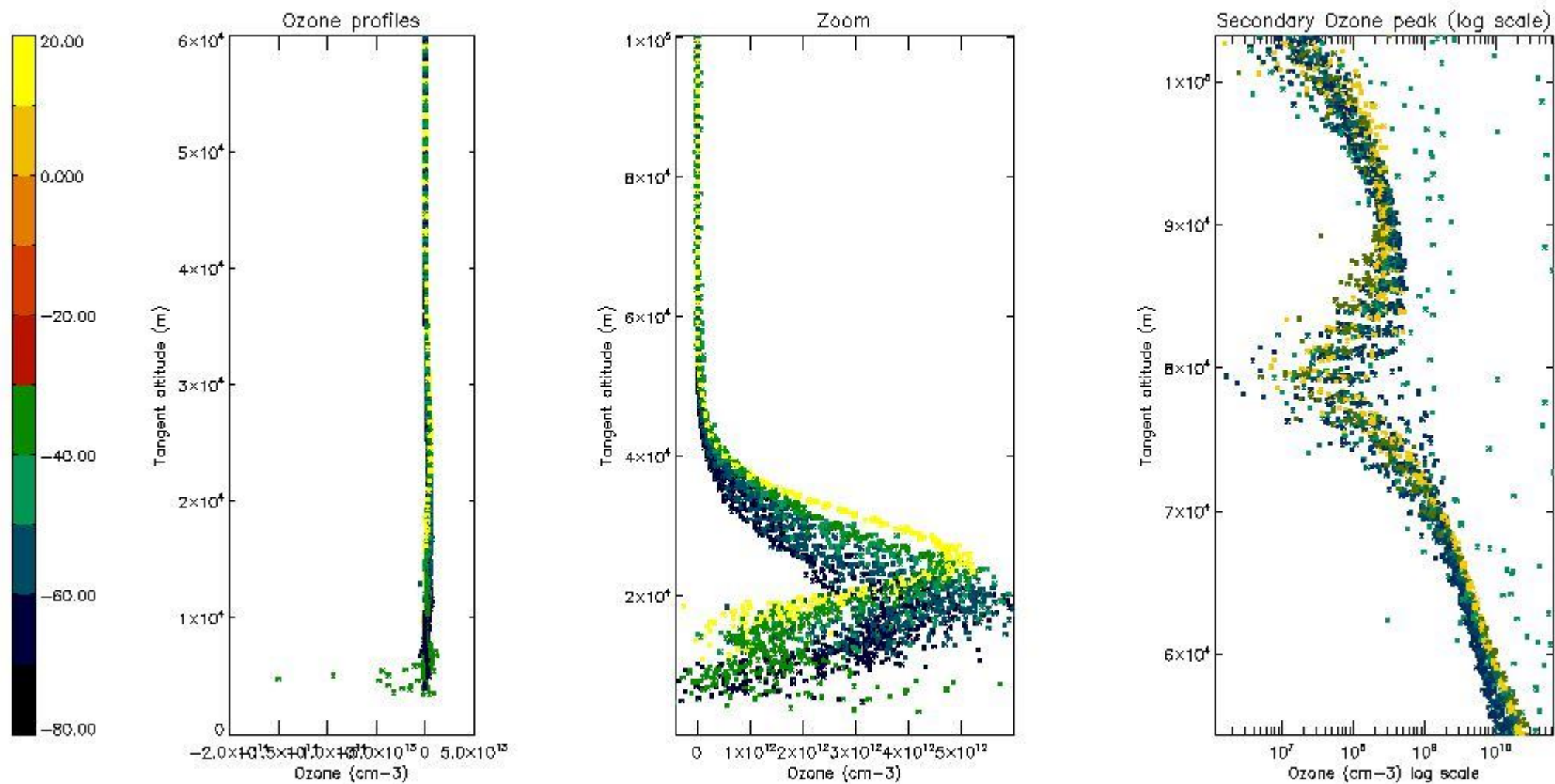
So, the table below shows the percentage of dark limb and valid observations for each criteria with respect to the overall valid daily observations.

Criteria	% of total production
All STD	38
STD < 20	28

STD < 10	24
STD < 5	19

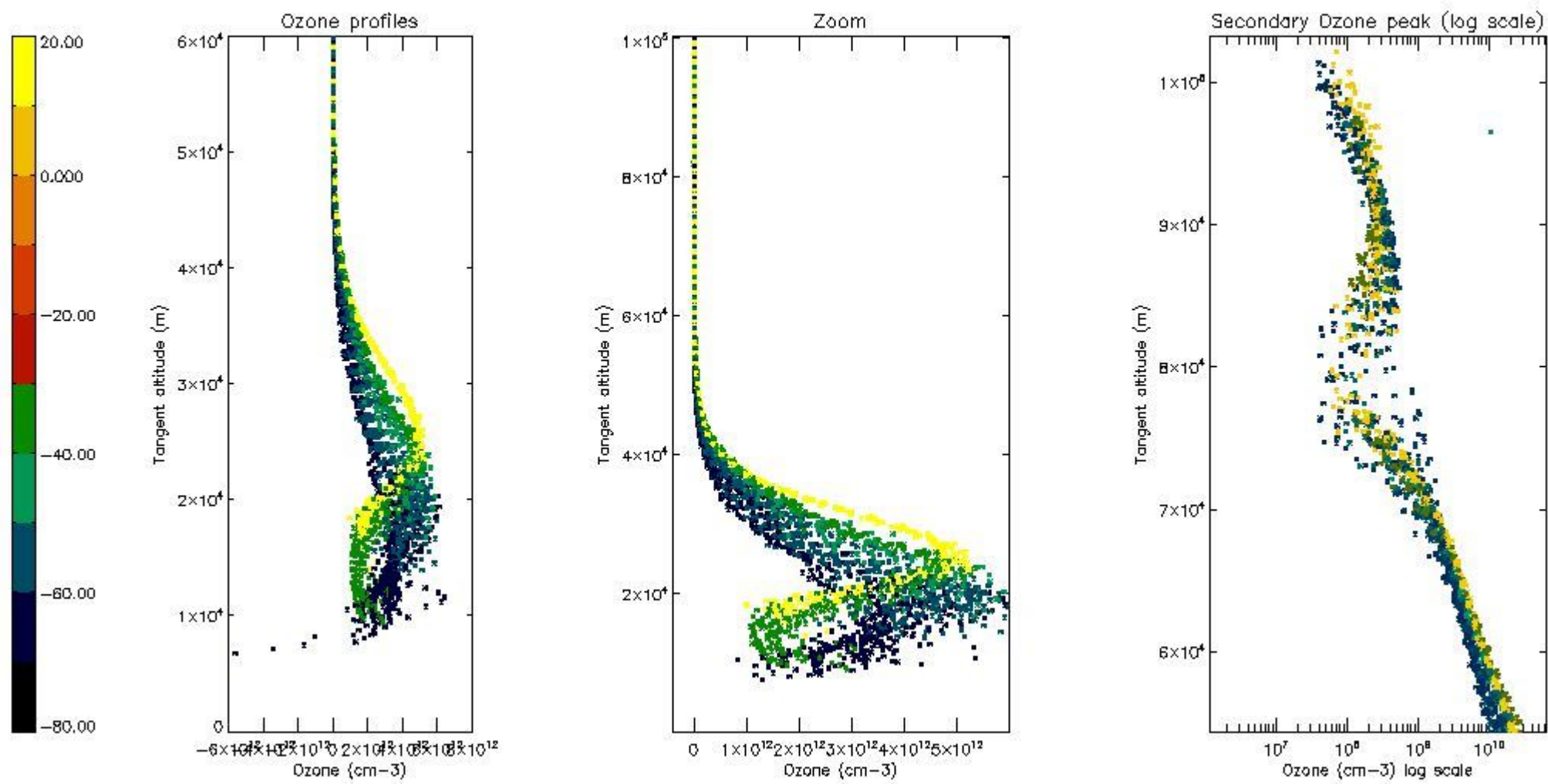
5.2 Plot ozone profiles for all STD (dark without errors)

The colorbar represents the latitude.



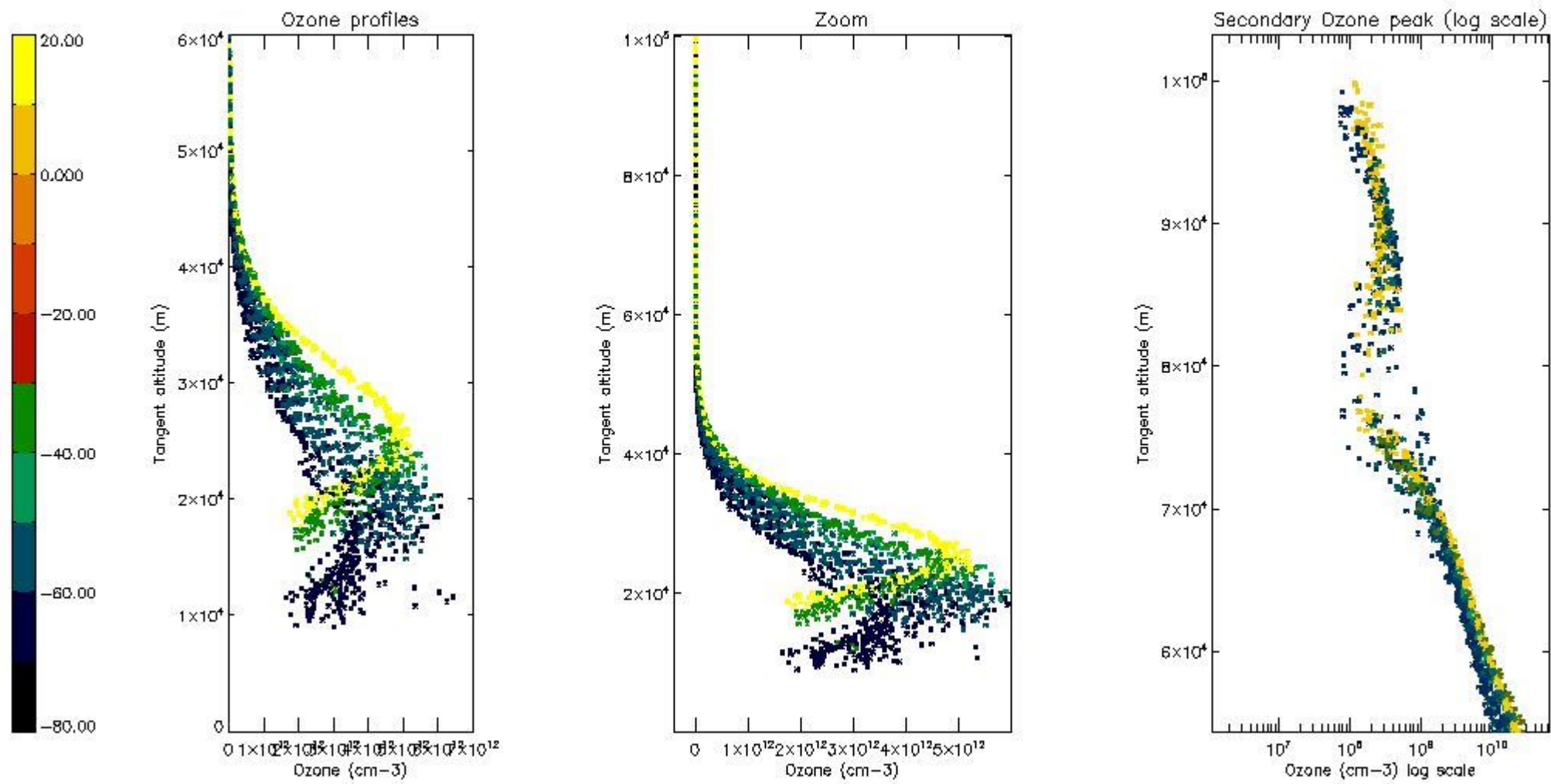
5.3 Plot ozone profiles where STD < 20% (dark without errors)

The colorbar represents the latitude.



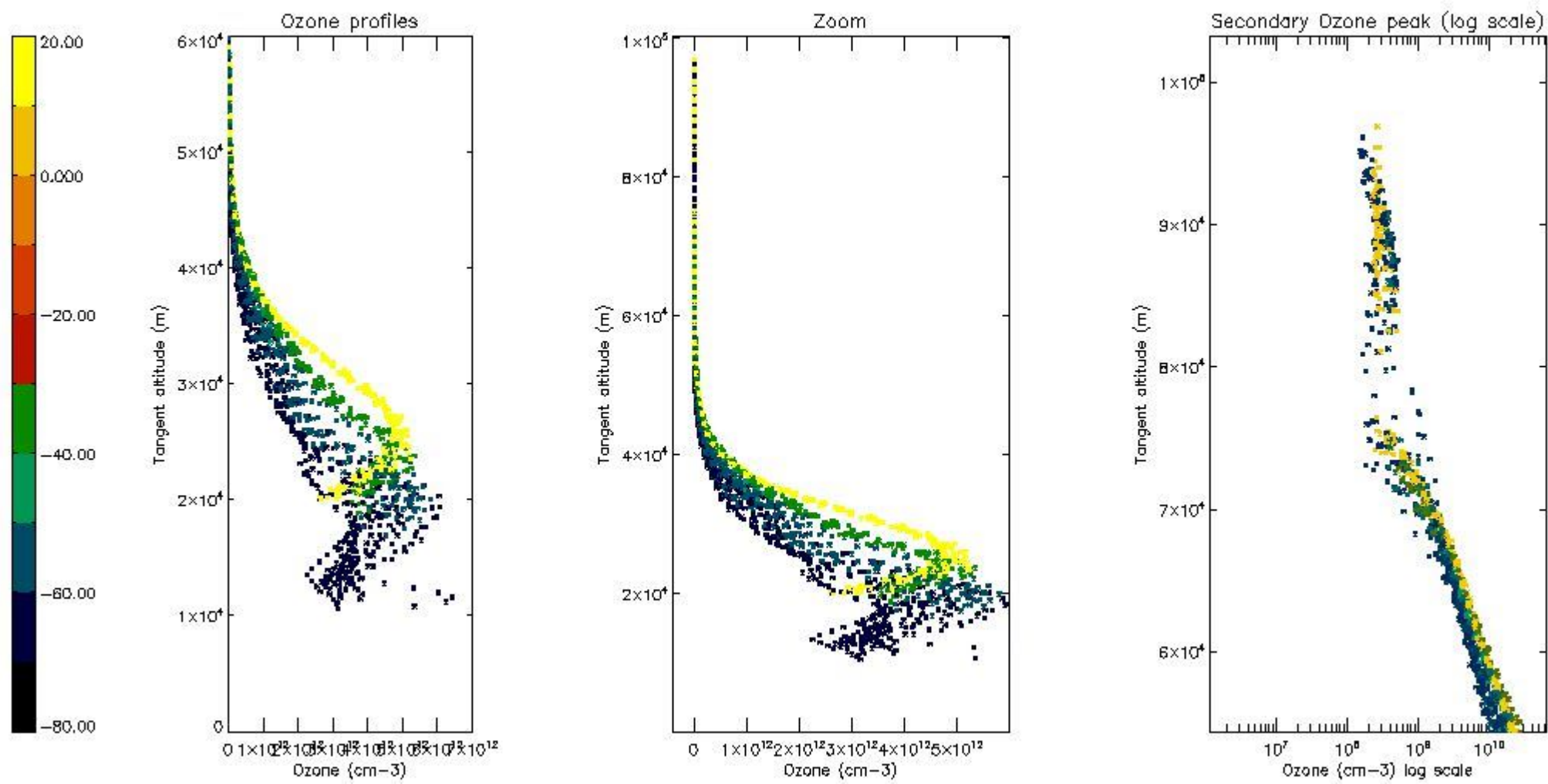
5.4 Plot ozone profiles where $STD < 10\%$ (dark without errors)

The colorbar represents the latitude.



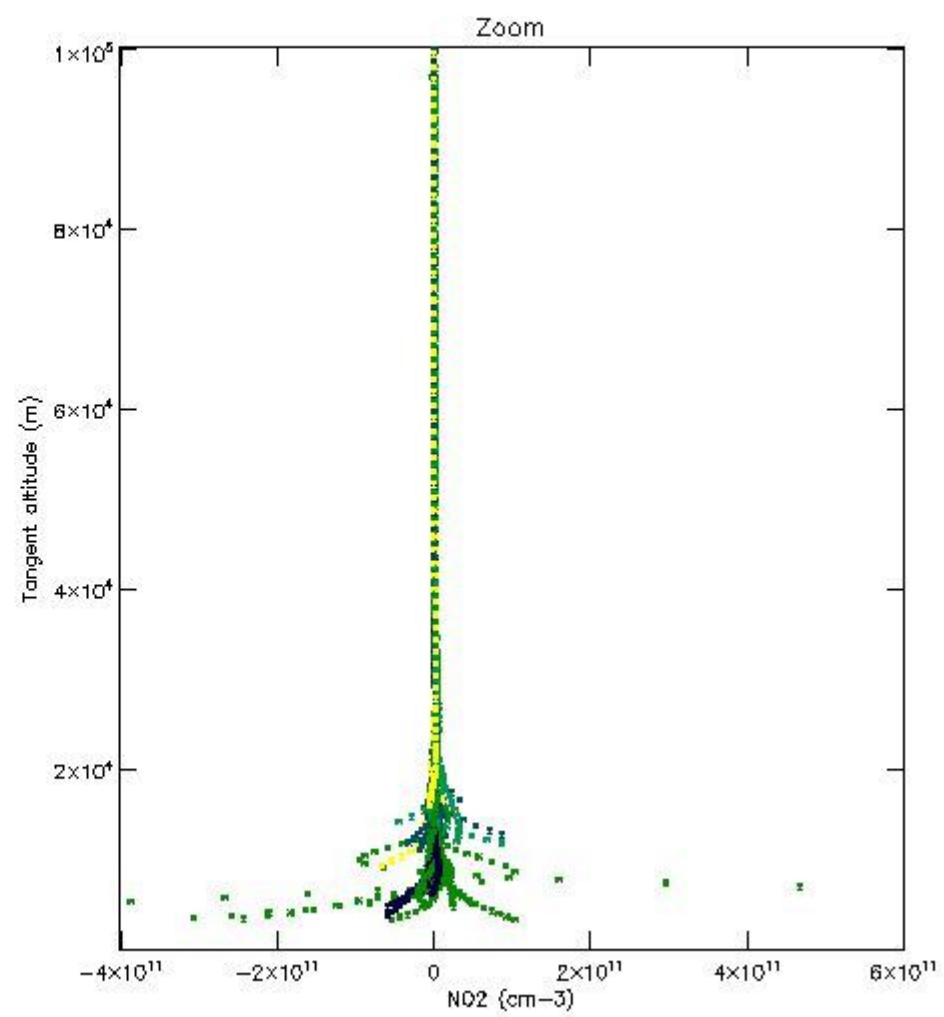
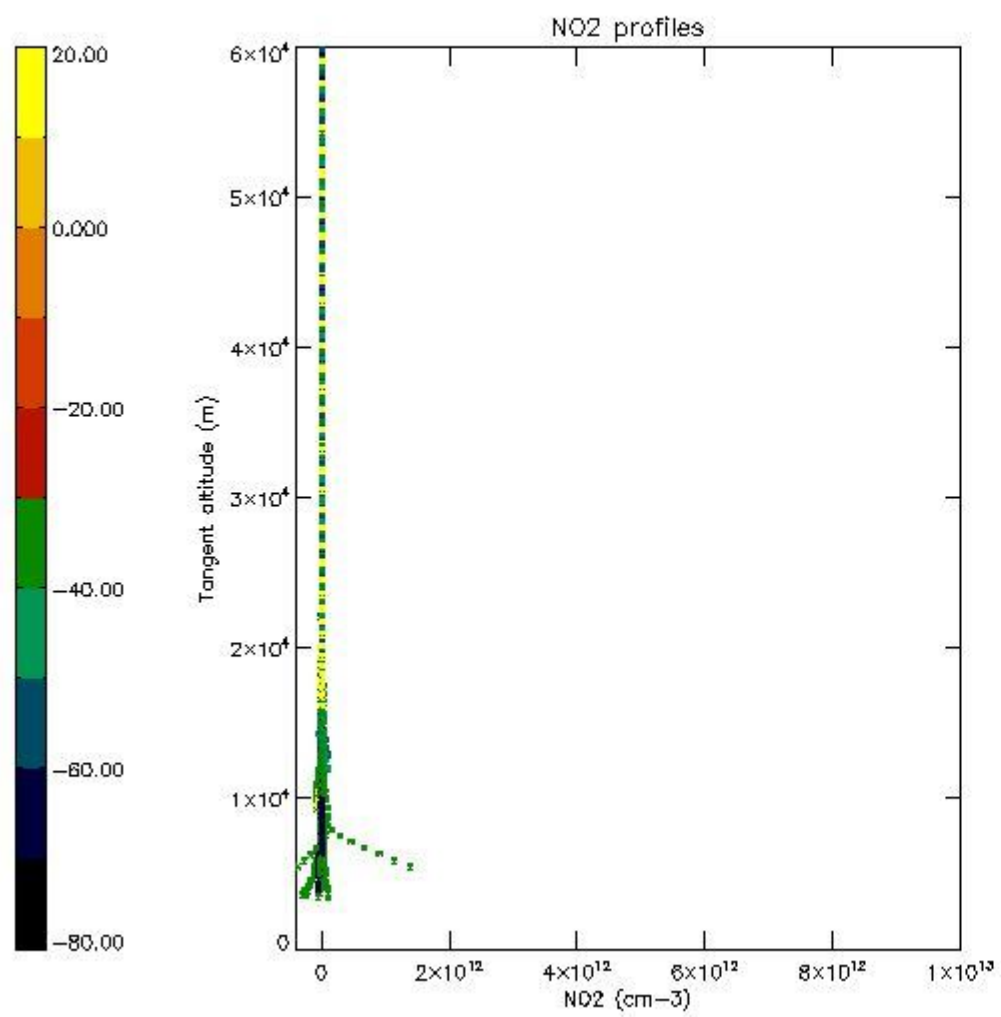
5.5 Plot ozone profiles where STD < 5% (dark without errors)

The colorbar represents the latitude.



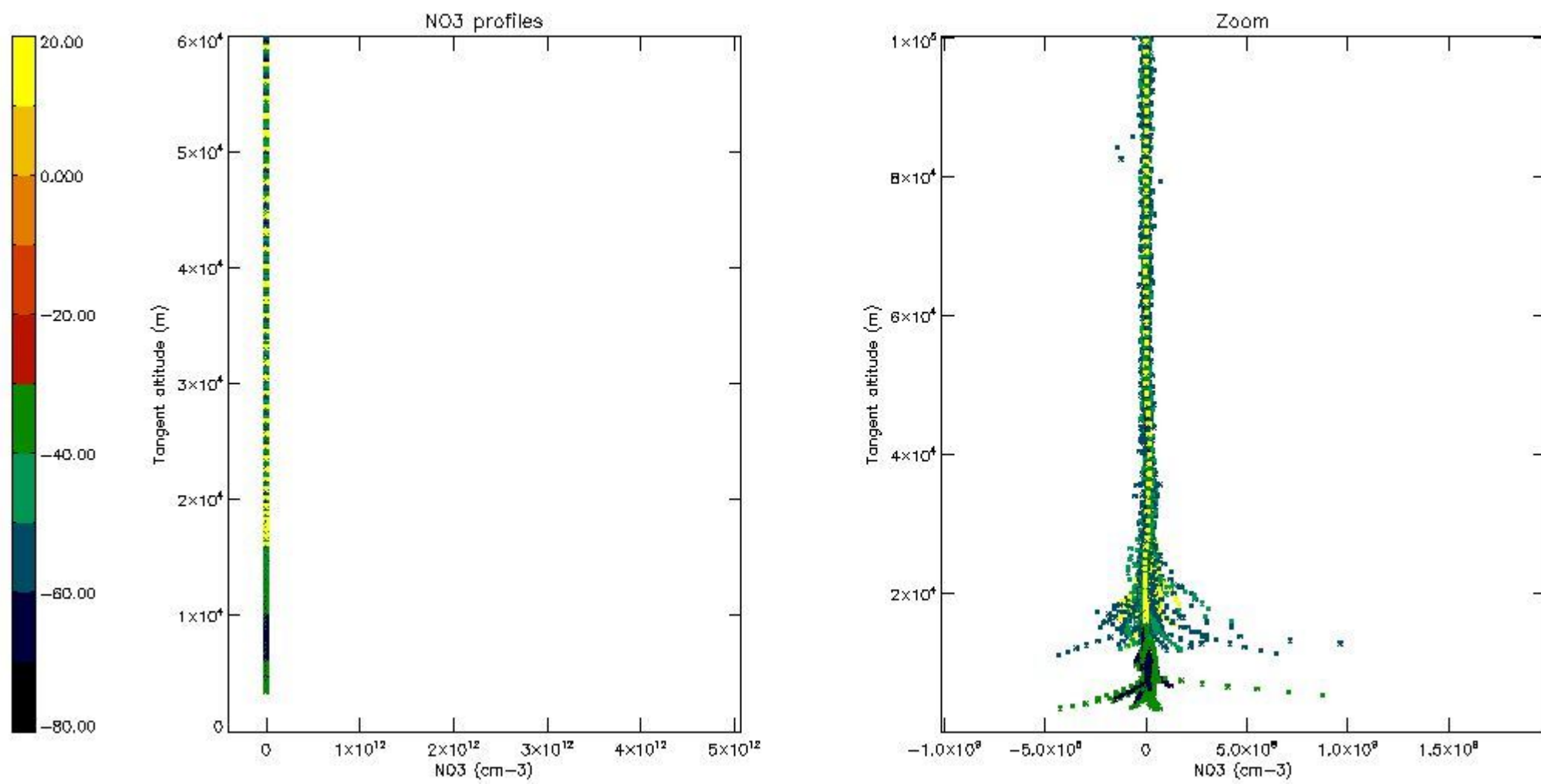
5.6 Plot NO₂ profiles for all STD (dark without errors)

The colorbar represents the latitude.



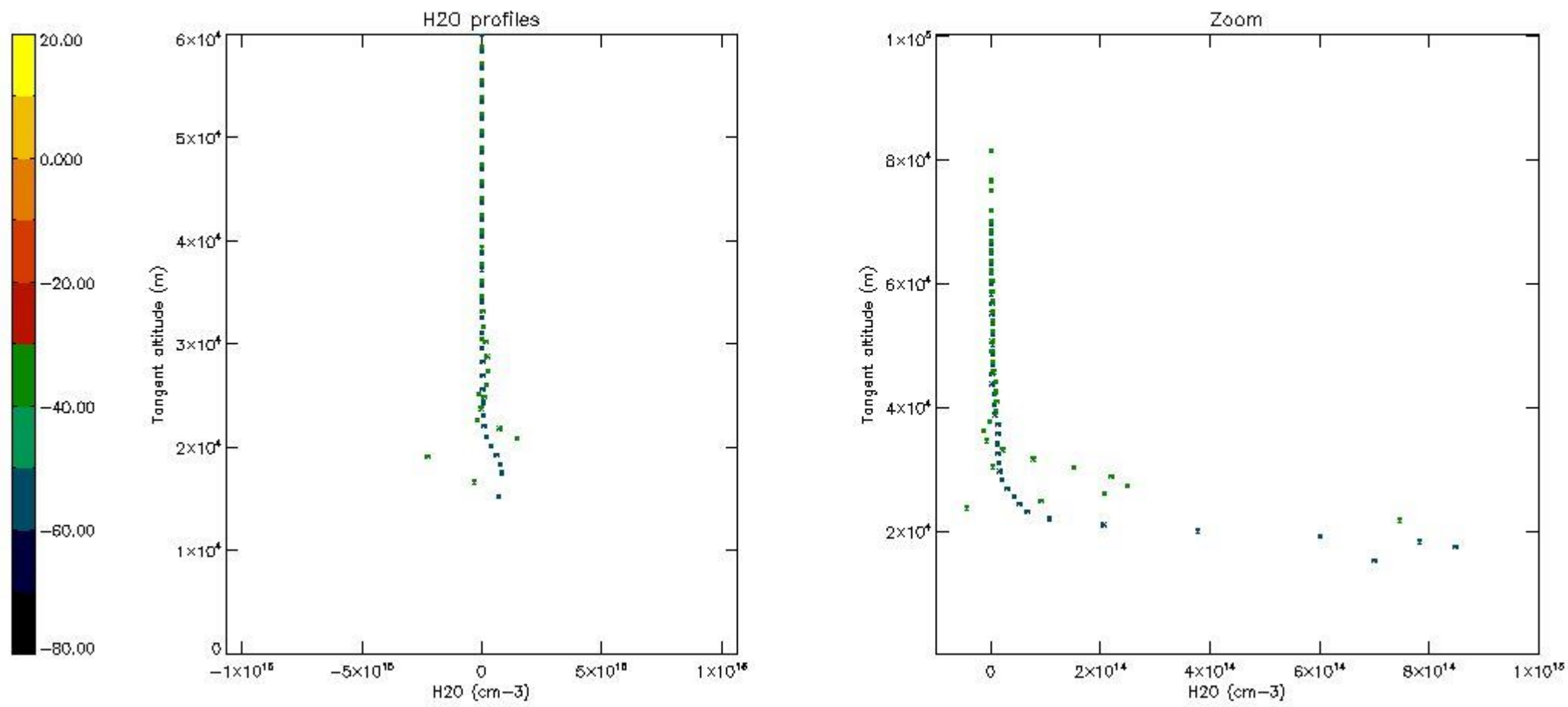
5.7 Plot NO3 profiles for all STD (dark without errors)

The colorbar represents the latitude.



5.8 Plot H₂O profiles for all STD (only for occultations of stars 1,2,3,4,13,14,16,26,63 dark without errors)

The colorbar represents the latitude.



6. Auxiliary Data Files used for the production reported in section 2

The number reported in the third column indicates since which file (see list in section 2) the corresponding auxiliary file has been used. The fourth column is the date of those product files.

Type	Auxiliary Filename	Used since product	Used since product date
INST_PHYS_CHARACTERISTICS	GOM_INS_AXVIEC20091111_143220_20030716_120000_20500101_000000	1	23-AUG-2006 00:02:49
LEVEL-2_PROC_CONFIG	GOM_PR2_AXVIEC20091111_152718_20020301_000000_20500101_000000	1	23-AUG-2006 00:02:49
CROSS_SECTIONS_FILE	GOM_CRS_AXVIEC20091111_154832_20020301_000000_20500101_000000	1	23-AUG-2006 00:02:49

GOMOS Level 2 Daily Report

SUMMARY

[1. General Info](#)

[2. Summary of processed GOM_NL_2P products](#)

[3. Level 2 Quality information per product](#)

[3.1 Plot of level 2 quality information per product \(time dependant\)](#)

[3.2 Plot of level 2 quality information per product \(world map\)](#)

[4. Level 1 Quality information per product \(stored on level 2 products\)](#)

[4.1 Plot of level 1 quality information per product \(time dependant\)](#)

[4.1.1 Plot of level 1 quality information per product \(time dependant\): ASCENDING](#)

[4.1.2 Plot of level 1 quality information per product \(time dependant\): DESCENDING](#)

[4.2 Plot of level 1 quality information per product \(world map\)](#)

[4.2.1 Plot of level 1 quality information per product \(world map\): ASCENDING](#)

[4.2.2 Plot of level 1 quality information per product \(world map\): DESCENDING](#)

[5. Ozone profiles based on quality statistics and other trace gas profiles](#)

[5.1 Ozone statistics based on quality of products](#)

[5.2 Plot ozone profiles for all STD \(dark without errors\)](#)

[5.3 Plot ozone profiles where STD < 20% \(dark without errors\)](#)

[5.4. Plot ozone profiles where STD < 10% \(dark without errors\)](#)

[5.5. Plot ozone profiles where STD < 5% \(dark without errors\)](#)

[5.6 Plot NO2 profiles for all STD \(dark without errors\)](#)

[5.7 Plot NO3 profiles for all STD \(dark without errors\)](#)

[5.8 Plot H2O profiles \(only for occultations of stars 1,2,3,4,13,14,16,26,63 dark without errors\) for all STD](#)

[6. Auxiliary Data Files used for the production reported in section 2](#)

This report presents the daily analysis on parameters extracted from GOMOS level 2 data (GOM_NL__2P). It is intended to monitor some important parameters that will impact the quality of these products. A list of level 2 products (and content) that have arrived during the reporting day to the PCF is also given.

Item	Value
Time of report generation	24APR2013 03:31:44
Data source version	GOMOS/6.01
Start time of products	23-08-2006 (23AUG2006 00:00:00)
Stop time of products	24-08-2006 (24AUG2006 00:00:00)
Store outputs in DB	Yes
Nb of level 2 prods	244
Nb of prods with errors	0

2. Summary of processed GOM_NL__2P products.

Nr	Filename	UTC Start time	Limb	Duration	Star Id	Star Name	Star Mag	Star Temp	Nb Meas	Orbit	Prod. error
1	GOM_NL__2PRFIN20060823_000249_000000342050_00317_23417_1261.N1	23-AUG-2006 00:02:49	Straylight	34.000	148	Alp Tuc	2.8780	4100.0	68	23417	No
2	GOM_NL__2PRFIN20060823_000625_000000352050_00317_23417_1262.N1	23-AUG-2006 00:06:25	Straylight	34.500	31	Alp Gru	1.7340	15200.	69	23417	No
3	GOM_NL__2PRFIN20060823_000920_000000342050_00317_23417_1263.N1	23-AUG-2006 00:09:20	Straylight	34.000	172	Gam Gru	3.0030	13100.	68	23417	No
4	GOM_NL__2PRFIN20060823_001858_000000262050_00317_23417_1264.N1	23-AUG-2006 00:18:58	Bright	26.000	154	22Bet Aqr	2.8990	5700.0	52	23417	No
5	GOM_NL__2PRFIN20060823_003027_000000322050_00317_23417_1265.N1	23-AUG-2006 00:30:27	Bright	31.500	92	53Eps Cyg	2.5000	4500.0	63	23417	No
6	GOM_NL__2PRFIN20060823_003210_000000322050_00317_23417_1266.N1	23-AUG-2006 00:32:10	Bright	32.000	66	37Gam Cyg	2.2080	5900.0	64	23417	No
7	GOM_NL__2PRFIN20060823_003340_000000292050_00317_23417_1267.N1	23-AUG-2006 00:33:40	Bright	28.500	144	18Del Cyg	2.8600	11000.	57	23417	No
8	GOM_NL__2PRFIN20060823_003853_000000312050_00317_23417_1268.N1	23-AUG-2006 00:38:53	Bright	31.000	89	5Alp Cep	2.4510	8000.0	62	23417	No
9	GOM_NL__2PRFIN20060823_004615_000000302050_00317_23417_1269.N1	23-AUG-2006 00:46:15	Bright	30.000	49	1Alp UMi	1.9900	6300.0	60	23417	No
10	GOM_NL__2PRFIN20060823_010251_000000302050_00317_23417_1270.N1	23-AUG-2006 01:02:51	Bright	29.500	24	66Alp Gem	1.5800	10200.	59	23417	No
11	GOM_NL__2PRFIN20060823_010521_000000352050_00317_23417_1271.N1	23-AUG-2006 01:05:21	Bright	35.000	170	27Eps Gem	3.0000	9700.0	70	23417	No
12	GOM_NL__2PRFIN20060823_011724_000000432050_00317_23417_1272.N1	23-AUG-2006 01:17:24	Dark	42.500	1	9Alp CMa	-1.4400	11000.	85	23417	No
13	GOM_NL__2PRFIN20060823_012021_000000362050_00317_23417_1273.N1	23-AUG-2006 01:20:21	Dark	36.000	23	21Eps CMa	1.5020	26000.	72	23417	No
14	GOM_NL__2PRFIN20060823_012711_000000342050_00317_23417_1274.N1	23-AUG-2006 01:27:11	Dark	33.500	2	Alp Car	-0.73600	7000.0	67	23417	No
15	GOM_NL__2PRFIN20060823_013816_000000422050_00318_23418_1318.N1	23-AUG-2006 01:38:16	Dark	41.500	9	Alp Eri	0.45300	24000.	83	23418	No
16	GOM_NL__2PRFIN20060823_014325_000000332050_00318_23418_1319.N1	23-AUG-2006 01:43:25	Straylight	32.500	148	Alp Tuc	2.8780	4100.0	65	23418	No
17	GOM_NL__2PRFIN20060823_014702_000000352050_00318_23418_1320.N1	23-AUG-2006 01:47:02	Straylight	35.000	31	Alp Gru	1.7340	15200.	70	23418	No
18	GOM_NL__2PRFIN20060823_014956_000000342050_00318_23418_1321.N1	23-AUG-2006 01:49:56	Straylight	34.000	172	Gam Gru	3.0030	13100.	68	23418	No
19	GOM_NL__2PRFIN20060823_015934_000000332050_00318_23418_1322.N1	23-AUG-2006 01:59:34	Bright	33.000	154	22Bet Aqr	2.8990	5700.0	66	23418	No
20	GOM_NL__2PRFIN20060823_021103_000000322050_00318_23418_1323.N1	23-AUG-2006 02:11:03	Bright	31.500	92	53Eps Cyg	2.5000	4500.0	63	23418	No
21	GOM_NL__2PRFIN20060823_021246_000000322050_00318_23418_1324.N1	23-AUG-2006 02:12:46	Bright	31.500	66	37Gam Cyg	2.2080	5900.0	63	23418	No
22	GOM_NL__2PRFIN20060823_021415_000000322050_00318_23418_1325.N1	23-AUG-2006 02:14:15	Bright	32.000	19	50Alp Cyg	1.2460	10500.	64	23418	No
23	GOM_NL__2PRFIN20060823_021928_000000312050_00318_23418_1326.N1	23-AUG-2006 02:19:28	Bright	31.000	89	5Alp Cep	2.4510	8000.0	62	23418	No
24	GOM_NL__2PRFIN20060823_022651_000000292050_00318_23418_1327.N1	23-AUG-2006 02:26:51	Bright	29.000	49	1Alp UMi	1.9900	6300.0	58	23418	No
25	GOM_NL__2PRFIN20060823_024327_000000302050_00318_23418_1328.N1	23-AUG-2006 02:43:27	Bright	30.000	24	66Alp Gem	1.5800	10200.	60	23418	No
26	GOM_NL__2PRFIN20060823_024558_000000372050_00318_23418_1329.N1	23-AUG-2006 02:45:58	Bright	36.500	170	27Eps Gem	3.0000	9700.0	73	23418	No
27	GOM_NL__2PRFIN20060823_025800_000000452050_00318_23418_1330.N1	23-AUG-2006 02:58:00	Dark	45.000	1	9Alp CMa	-1.4400	11000.	90	23418	No
28	GOM_NL__2PRFIN20060823_025929_000000332050_00318_23418_1331.N1	23-AUG-2006 02:59:29	Dark	33.000	179	24Omi2CMa	3.0320	24000.	66	23418	No
29	GOM_NL__2PRFIN20060823_030057_000000382050_00318_23418_1332.N1	23-AUG-2006 03:00:57	Dark	37.500	23	21Eps CMa	1.5020	26000.	75	23418	No
30	GOM_NL__2PRFIN20060823_030747_000000472050_00318_23418_1333.N1	23-AUG-2006 03:07:47	Dark	47.000	2	Alp Car	-0.73600	7000.0	94	23418	No
31	GOM_NL__2PRFIN20060823_031852_000000382050_00319_23419_1318.N1	23-AUG-2006 03:18:52	Dark	37.500	9	Alp Eri	0.45300	24000.	75	23419	No
32	GOM_NL__2PRFIN20060823_032401_000000342050_00319_23419_1319.N1	23-AUG-2006 03:24:01	Straylight	33.500	148	Alp Tuc	2.8780	4100.0	67	23419	No
33	GOM_NL__2PRFIN20060823_032738_000000342050_00319_23419_1320.N1	23-AUG-2006 03:27:38	Straylight	33.500	31	Alp Gru	1.7340	15200.	67	23419	No
34	GOM_NL__2PRFIN20060823_033032_000000362050_00319_23419_1321.N1	23-AUG-2006 03:30:32	Straylight	36.000	172	Gam Gru	3.0030	13100.	72	23419	No
35	GOM_NL__2PRFIN20060823_034010_000000342050_00319_23419_1322.N1	23-AUG-2006 03:40:10	Bright	33.500	154	22Bet Aqr	2.8990	5700.0	67	23419	No
36	GOM_NL__2PRFIN20060823_035139_000000302050_00319_23419_1323.N1	23-AUG-2006 03:51:39	Bright	29.500	92	53Eps Cyg	2.5000	4500.0	59	23419	No
37	GOM_NL__2PRFIN20060823_035322_000000312050_00319_23419_1324.N1	23-AUG-2006 03:53:22	Bright	31.000	66	37Gam Cyg	2.2080	5900.0	62	23419	No
38	GOM_NL__2PRFIN20060823_035451_000000322050_00319_23419_1325.N1	23-AUG-2006 03:54:51	Bright	32.000	19	50Alp Cyg	1.2460	10500.	64	23419	No
39	GOM_NL__2PRFIN20060823_040004_000000282050_00319_23419_1326.N1	23-AUG-2006 04:00:04	Bright	28.000	89	5Alp Cep	2.4510	8000.0	56	23419	No
40	GOM_NL__2PRFIN20060823_040726_000000282050_00319_23419_1327.N1	23-AUG-2006 04:07:26	Bright	28.000	49	1Alp UMi	1.9900	6300.0	56	23419	No
41	GOM_NL__2PRFIN20060823_042403_000000472050_00319_23419_1328.N1	23-AUG-2006 04:24:03	Bright	47.000	24	66Alp Gem	1.5800	10200.	94	23419	No
42	GOM_NL__2PRFIN20060823_042634_000000342050_00319_23419_1329.N1	23-AUG-2006 04:26:34	Bright	34.000	170	27Eps Gem	3.0000	9700.0	68	23419	No

43	GOM_NL__2PRFIN20060823_043837_000000462050_00319_23419_1330.N1	23-AUG-2006 04:38:37	Dark	46.000	1	9Alp CMa	-1.4400	11000.	92	23419	No
44	GOM_NL__2PRFIN20060823_044006_000000332050_00319_23419_1331.N1	23-AUG-2006 04:40:06	Dark	32.500	179	24Omi2CMa	3.0320	24000.	65	23419	No
45	GOM_NL__2PRFIN20060823_044134_000000352050_00319_23419_1332.N1	23-AUG-2006 04:41:34	Dark	35.000	23	21Eps CMa	1.5020	26000.	70	23419	No
46	GOM_NL__2PRFIN20060823_044252_000000342050_00319_23419_1333.N1	23-AUG-2006 04:42:52	Dark	34.000	177	1Zet CMa	3.0220	26000.	68	23419	No
47	GOM_NL__2PRFIN20060823_044823_000000472050_00319_23419_1334.N1	23-AUG-2006 04:48:23	Dark	47.000	2	Alp Car	-0.73600	7000.0	94	23419	No
48	GOM_NL__2PRFIN20060823_045929_000000392050_00320_23420_1318.N1	23-AUG-2006 04:59:29	Dark	38.500	9	Alp Eri	0.45300	24000.	77	23420	No
49	GOM_NL__2PRFIN20060823_050438_000000362050_00320_23420_1319.N1	23-AUG-2006 05:04:38	Straylight	35.500	148	Alp Tuc	2.8780	4100.0	71	23420	No
50	GOM_NL__2PRFIN20060823_050814_000000372050_00320_23420_1320.N1	23-AUG-2006 05:08:14	Straylight	36.500	31	Alp Gru	1.7340	15200.	73	23420	No
51	GOM_NL__2PRFIN20060823_051109_000000312050_00320_23420_1321.N1	23-AUG-2006 05:11:09	Straylight	31.000	172	Gam Gru	3.0030	13100.	62	23420	No
52	GOM_NL__2PRFIN20060823_052046_000000342050_00320_23420_1322.N1	23-AUG-2006 05:20:46	Bright	33.500	154	22Bet Aqr	2.8990	5700.0	67	23420	No
53	GOM_NL__2PRFIN20060823_053215_000000322050_00320_23420_1323.N1	23-AUG-2006 05:32:15	Bright	32.000	92	53Eps Cyg	2.5000	4500.0	64	23420	No
54	GOM_NL__2PRFIN20060823_053358_000000302050_00320_23420_1324.N1	23-AUG-2006 05:33:58	Bright	29.500	66	37Gam Cyg	2.2080	5900.0	59	23420	No
55	GOM_NL__2PRFIN20060823_053527_000000322050_00320_23420_1325.N1	23-AUG-2006 05:35:27	Bright	32.000	19	50Alp Cyg	1.2460	10500.	64	23420	No
56	GOM_NL__2PRFIN20060823_054040_000000322050_00320_23420_1326.N1	23-AUG-2006 05:40:40	Bright	31.500	89	5Alp Cep	2.4510	8000.0	63	23420	No
57	GOM_NL__2PRFIN20060823_054802_000000272050_00320_23420_1327.N1	23-AUG-2006 05:48:02	Bright	27.000	49	1Alp UMi	1.9900	6300.0	54	23420	No
58	GOM_NL__2PRFIN20060823_060440_000000302050_00320_23420_1328.N1	23-AUG-2006 06:04:40	Bright	30.000	24	66Alp Gem	1.5800	10200.	60	23420	No
59	GOM_NL__2PRFIN20060823_060710_000000362050_00320_23420_1329.N1	23-AUG-2006 06:07:10	Bright	36.000	170	27Eps Gem	3.0000	9700.0	72	23420	No
60	GOM_NL__2PRFIN20060823_061913_000000412050_00320_23420_1330.N1	23-AUG-2006 06:19:13	Dark	41.000	1	9Alp CMa	-1.4400	11000.	82	23420	No
61	GOM_NL__2PRFIN20060823_062042_000000322050_00320_23420_1331.N1	23-AUG-2006 06:20:42	Dark	32.000	179	24Omi2CMa	3.0320	24000.	64	23420	No
62	GOM_NL__2PRFIN20060823_062210_000000362050_00320_23420_1332.N1	23-AUG-2006 06:22:10	Dark	36.000	23	21Eps CMa	1.5020	26000.	72	23420	No
63	GOM_NL__2PRFIN20060823_062328_000000342050_00320_23420_1333.N1	23-AUG-2006 06:23:28	Dark	33.500	177	1Zet CMa	3.0220	26000.	67	23420	No
64	GOM_NL__2PRFIN20060823_062859_000000452050_00320_23420_1334.N1	23-AUG-2006 06:28:59	Dark	45.000	2	Alp Car	-0.73600	7000.0	90	23420	No
65	GOM_NL__2PRFIN20060823_064005_000000392050_00321_23421_1318.N1	23-AUG-2006 06:40:05	Dark	39.000	9	Alp Eri	0.45300	24000.	78	23421	No
66	GOM_NL__2PRFIN20060823_064514_000000322050_00321_23421_1319.N1	23-AUG-2006 06:45:14	Straylight	32.000	148	Alp Tuc	2.8780	4100.0	64	23421	No
67	GOM_NL__2PRFIN20060823_064851_000000382050_00321_23421_1320.N1	23-AUG-2006 06:48:51	Straylight	37.500	31	Alp Gru	1.7340	15200.	75	23421	No
68	GOM_NL__2PRFIN20060823_065145_000000352050_00321_23421_1321.N1	23-AUG-2006 06:51:45	Straylight	34.500	172	Gam Gru	3.0030	13100.	69	23421	No
69	GOM_NL__2PRFIN20060823_070122_000000332050_00321_23421_1322.N1	23-AUG-2006 07:01:22	Bright	33.000	154	22Bet Aqr	2.8990	5700.0	66	23421	No
70	GOM_NL__2PRFIN20060823_071251_000000302050_00321_23421_1323.N1	23-AUG-2006 07:12:51	Bright	29.500	92	53Eps Cyg	2.5000	4500.0	59	23421	No
71	GOM_NL__2PRFIN20060823_071434_000000292050_00321_23421_1324.N1	23-AUG-2006 07:14:34	Bright	28.500	66	37Gam Cyg	2.2080	5900.0	57	23421	No
72	GOM_NL__2PRFIN20060823_071603_000000312050_00321_23421_1325.N1	23-AUG-2006 07:16:03	Bright	31.000	19	50Alp Cyg	1.2460	10500.	62	23421	No
73	GOM_NL__2PRFIN20060823_072116_000000322050_00321_23421_1326.N1	23-AUG-2006 07:21:16	Bright	31.500	89	5Alp Cep	2.4510	8000.0	63	23421	No
74	GOM_NL__2PRFIN20060823_072838_000000292050_00321_23421_1327.N1	23-AUG-2006 07:28:38	Bright	29.000	49	1Alp UMi	1.9900	6300.0	58	23421	No
75	GOM_NL__2PRFIN20060823_074516_000000472050_00321_23421_1328.N1	23-AUG-2006 07:45:16	Bright	47.000	24	66Alp Gem	1.5800	10200.	94	23421	No
76	GOM_NL__2PRFIN20060823_074746_000000362050_00321_23421_1329.N1	23-AUG-2006 07:47:46	Bright	36.000	170	27Eps Gem	3.0000	9700.0	72	23421	No
77	GOM_NL__2PRFIN20060823_075949_000000462050_00321_23421_1330.N1	23-AUG-2006 07:59:49	Dark	45.500	1	9Alp CMa	-1.4400	11000.	91	23421	No
78	GOM_NL__2PRFIN20060823_080118_000000342050_00321_23421_1331.N1	23-AUG-2006 08:01:18	Dark	33.500	179	24Omi2CMa	3.0320	24000.	67	23421	No
79	GOM_NL__2PRFIN20060823_080246_000000352050_00321_23421_1332.N1	23-AUG-2006 08:02:46	Dark	35.000	23	21Eps CMa	1.5020	26000.	70	23421	No
80	GOM_NL__2PRFIN20060823_080405_000000332050_00321_23421_1333.N1	23-AUG-2006 08:04:05	Dark	32.500	177	1Zet CMa	3.0220	26000.	65	23421	No
81	GOM_NL__2PRFIN20060823_080936_000000422050_00321_23421_1334.N1	23-AUG-2006 08:09:36	Dark	42.000	2	Alp Car	-0.73600	7000.0	84	23421	No
82	GOM_NL__2PRFIN20060823_082042_000000372050_00322_23422_1319.N1	23-AUG-2006 08:20:42	Dark	36.500	9	Alp Eri	0.45300	24000.	73	23422	No
83	GOM_NL__2PRFIN20060823_082550_000000332050_00322_23422_1320.N1	23-AUG-2006 08:25:50	Straylight	33.000	148	Alp Tuc	2.8780	4100.0	66	23422	No
84	GOM_NL__2PRFIN20060823_082927_000000352050_00322_23422_1321.N1	23-AUG-2006 08:29:27	Straylight	35.000	31	Alp Gru	1.7340	15200.	70	23422	No
85	GOM_NL__2PRFIN20060823_083221_000000332050_00322_23422_1322.N1	23-AUG-2006 08:32:21	Straylight	32.500	172	Gam Gru	3.0030	13100.	65	23422	No
86	GOM_NL__2PRFIN20060823_084158_000000342050_00322_23422_1323.N1	23-AUG-2006 08:41:58	Bright	34.000	154	22Bet Aqr	2.8990	5700.0	68	23422	No
87	GOM_NL__2PRFIN20060823_085327_000000302050_00322_23422_1324.N1	23-AUG-2006 08:53:27	Bright	30.000	92	53Eps Cyg	2.5000	4500.0	60	23422	No
88	GOM_NL__2PRFIN20060823_085510_000000292050_00322_23422_1325.N1	23-AUG-2006 08:55:10	Bright	28.500	66	37Gam Cyg	2.2080	5900.0	57	23422	No
89	GOM_NL__2PRFIN20060823_085639_000000312050_00322_23422_1326.N1	23-AUG-2006 08:56:39	Bright	31.000	19	50Alp Cyg	1.2460	10500.	62	23422	No
90	GOM_NL__2PRFIN20060823_090152_000000312050_00322_23422_1327.N1	23-AUG-2006 09:01:52	Bright	30.500	89	5Alp Cep	2.4510	8000.0	61	23422	No
91	GOM_NL__2PRFIN20060823_090914_000000302050_00322_23422_1328.N1	23-AUG-2006 09:09:14	Bright	29.500	49	1Alp UMi	1.9900	6300.0	59	23422	No
92	GOM_NL__2PRFIN20060823_092552_000000292050_00322_23422_1329.N1	23-AUG-2006 09:25:52	Bright	29.000	24	66Alp Gem	1.5800	10200.	58	23422	No
93	GOM_NL__2PRFIN20060823_094026_000000422050_00322_23422_1330.N1	23-AUG-2006 09:40:26	Dark	42.000	1	9Alp CMa	-1.4400	11000.	84	23422	No
94	GOM_NL__2PRFIN20060823_094155_000000342050_00322_23422_1331.N1	23-AUG-2006 09:41:55	Dark	34.000	179	24Omi2CMa	3.0320	24000.	68	23422	No
95	GOM_NL__2PRFIN20060823_094322_000000352050_00322_23422_1332.N1	23-AUG-2006 09:43:22	Dark	35.000	23	21Eps CMa	1.5020	26000.	70	23422	No
96	GOM_NL__2PRFIN20060823_094441_000000332050_00322_23422_1333.N1	23-AUG-2006 09:44:41	Dark	32.500	177	1Zet CMa	3.0220	26000.	65	23422	No
97	GOM_NL__2PRFIN20060823_095012_000000472050_00322_23422_1334.N1	23-AUG-2006 09:50:12	Dark	47.000	2	Alp Car	-0.73600	7000.0	94	23422	No
98	GOM_NL__2PRFIN20060823_100118_000000392050_00323_23423_1320.N1	23-AUG-2006 10:01:18	Dark	38.500	9	Alp Eri	0.45300	24000.	77	23423	No
99	GOM_NL__2PRFIN20060823_100626_000000342050_00323_23423_1321.N1	23-AUG-2006 10:06:26	Straylight	34.000	148	Alp Tuc	2.8780	4100.0	68	23423	No
100	GOM_NL__2PRFIN20060823_101003_000000342050_00323_23423_1322.N1	23-AUG-2006 10:10:03	Straylight	33.500	31	Alp Gru	1.7340	15200.	67	23423	No
101	GOM_NL__2PRFIN20060823_101258_000000322050_00323_23423_1323.N1	23-AUG-2006 10:12:58	Straylight	31.500	172	Gam Gru	3.0030	13100.	63	23423	No

102	GOM_NL__2PRFIN20060823_102234_000000342050_00323_23423_1324.N1	23-AUG-2006 10:22:34	Bright	33.500	154	22Bet Aqr	2.8990	5700.0	67	23423	No
103	GOM_NL__2PRFIN20060823_103402_000000322050_00323_23423_1325.N1	23-AUG-2006 10:34:02	Bright	31.500	92	53Eps Cyg	2.5000	4500.0	63	23423	No
104	GOM_NL__2PRFIN20060823_103546_000000302050_00323_23423_1326.N1	23-AUG-2006 10:35:46	Bright	30.000	66	37Gam Cyg	2.2080	5900.0	60	23423	No
105	GOM_NL__2PRFIN20060823_103714_000000332050_00323_23423_1327.N1	23-AUG-2006 10:37:14	Bright	33.000	19	50Alp Cyg	1.2460	10500.	66	23423	No
106	GOM_NL__2PRFIN20060823_104227_000000322050_00323_23423_1328.N1	23-AUG-2006 10:42:27	Bright	31.500	89	5Alp Cep	2.4510	8000.0	63	23423	No
107	GOM_NL__2PRFIN20060823_104950_000000302050_00323_23423_1329.N1	23-AUG-2006 10:49:50	Bright	29.500	49	1Alp UMi	1.9900	6300.0	59	23423	No
108	GOM_NL__2PRFIN20060823_110628_000000302050_00323_23423_1330.N1	23-AUG-2006 11:06:28	Bright	29.500	24	66Alp Gem	1.5800	10200.	59	23423	No
109	GOM_NL__2PRFIN20060823_112102_000000382050_00323_23423_1331.N1	23-AUG-2006 11:21:02	Dark	37.500	1	9Alp CMa	-1.4400	11000.	75	23423	No
110	GOM_NL__2PRFIN20060823_112231_000000352050_00323_23423_1332.N1	23-AUG-2006 11:22:31	Dark	34.500	179	24Omi2CMa	3.0320	24000.	69	23423	No
111	GOM_NL__2PRFIN20060823_112359_000000372050_00323_23423_1333.N1	23-AUG-2006 11:23:59	Dark	36.500	23	21Eps CMa	1.5020	26000.	73	23423	No
112	GOM_NL__2PRFIN20060823_112518_000000352050_00323_23423_1334.N1	23-AUG-2006 11:25:18	Dark	35.000	177	1Zet CMa	3.0220	26000.	70	23423	No
113	GOM_NL__2PRFIN20060823_113048_000000422050_00323_23423_1335.N1	23-AUG-2006 11:30:48	Dark	41.500	2	Alp Car	-0.73600	7000.0	83	23423	No
114	GOM_NL__2PRFIN20060823_114155_000000412050_00324_23424_1321.N1	23-AUG-2006 11:41:55	Dark	41.000	9	Alp Eri	0.45300	24000.	82	23424	No
115	GOM_NL__2PRFIN20060823_114702_000000352050_00324_23424_1322.N1	23-AUG-2006 11:47:02	Straylight	34.500	148	Alp Tuc	2.8780	4100.0	69	23424	No
116	GOM_NL__2PRFIN20060823_115039_000000372050_00324_23424_1323.N1	23-AUG-2006 11:50:39	Straylight	36.500	31	Alp Gru	1.7340	15200.	73	23424	No
117	GOM_NL__2PRFIN20060823_115334_000000352050_00324_23424_1324.N1	23-AUG-2006 11:53:34	Straylight	34.500	172	Gam Gru	3.0030	13100.	69	23424	No
118	GOM_NL__2PRFIN20060823_115954_000000272050_00324_23424_1325.N1	23-AUG-2006 11:59:54	Bright	27.000	142	49Del Cap	2.8500	8900.0	54	23424	No
119	GOM_NL__2PRFIN20060823_120310_000000332050_00324_23424_1326.N1	23-AUG-2006 12:03:10	Bright	33.000	154	22Bet Aqr	2.8990	5700.0	66	23424	No
120	GOM_NL__2PRFIN20060823_121438_000000292050_00324_23424_1327.N1	23-AUG-2006 12:14:38	Bright	29.000	92	53Eps Cyg	2.5000	4500.0	58	23424	No
121	GOM_NL__2PRFIN20060823_121622_000000292050_00324_23424_1328.N1	23-AUG-2006 12:16:22	Bright	28.500	66	37Gam Cyg	2.2080	5900.0	57	23424	No
122	GOM_NL__2PRFIN20060823_121750_000000332050_00324_23424_1329.N1	23-AUG-2006 12:17:50	Bright	32.500	19	50Alp Cyg	1.2460	10500.	65	23424	No
123	GOM_NL__2PRFIN20060823_122303_000000322050_00324_23424_1330.N1	23-AUG-2006 12:23:03	Bright	31.500	89	5Alp Cep	2.4510	8000.0	63	23424	No
124	GOM_NL__2PRFIN20060823_123026_000000302050_00324_23424_1331.N1	23-AUG-2006 12:30:26	Bright	29.500	49	1Alp UMi	1.9900	6300.0	59	23424	No
125	GOM_NL__2PRFIN20060823_124704_000000342050_00324_23424_1332.N1	23-AUG-2006 12:47:04	Bright	34.000	24	66Alp Gem	1.5800	10200.	68	23424	No
126	GOM_NL__2PRFIN20060823_130138_000000372050_00324_23424_1333.N1	23-AUG-2006 13:01:38	Dark	36.500	1	9Alp CMa	-1.4400	11000.	73	23424	No
127	GOM_NL__2PRFIN20060823_130307_000000332050_00324_23424_1334.N1	23-AUG-2006 13:03:07	Dark	33.000	179	24Omi2CMa	3.0320	24000.	66	23424	No
128	GOM_NL__2PRFIN20060823_130435_000000362050_00324_23424_1335.N1	23-AUG-2006 13:04:35	Dark	35.500	23	21Eps CMa	1.5020	26000.	71	23424	No
129	GOM_NL__2PRFIN20060823_130554_000000352050_00324_23424_1336.N1	23-AUG-2006 13:05:54	Dark	34.500	177	1Zet CMa	3.0220	26000.	69	23424	No
130	GOM_NL__2PRFIN20060823_131125_000000422050_00324_23424_1337.N1	23-AUG-2006 13:11:25	Dark	41.500	2	Alp Car	-0.73600	7000.0	83	23424	No
131	GOM_NL__2PRFIN20060823_132232_000000382050_00325_23425_1322.N1	23-AUG-2006 13:22:32	Dark	37.500	9	Alp Eri	0.45300	24000.	75	23425	No
132	GOM_NL__2PRFIN20060823_132738_000000342050_00325_23425_1323.N1	23-AUG-2006 13:27:38	Straylight	34.000	148	Alp Tuc	2.8780	4100.0	68	23425	No
133	GOM_NL__2PRFIN20060823_133115_000000332050_00325_23425_1324.N1	23-AUG-2006 13:31:15	Straylight	33.000	31	Alp Gru	1.7340	15200.	66	23425	No
134	GOM_NL__2PRFIN20060823_133410_000000322050_00325_23425_1325.N1	23-AUG-2006 13:34:10	Straylight	31.500	172	Gam Gru	3.0030	13100.	63	23425	No
135	GOM_NL__2PRFIN20060823_134029_000000272050_00325_23425_1326.N1	23-AUG-2006 13:40:29	Bright	27.000	142	49Del Cap	2.8500	8900.0	54	23425	No
136	GOM_NL__2PRFIN20060823_134346_000000342050_00325_23425_1327.N1	23-AUG-2006 13:43:46	Bright	33.500	154	22Bet Aqr	2.8990	5700.0	67	23425	No
137	GOM_NL__2PRFIN20060823_135514_000000302050_00325_23425_1328.N1	23-AUG-2006 13:55:14	Bright	30.000	92	53Eps Cyg	2.5000	4500.0	60	23425	No
138	GOM_NL__2PRFIN20060823_135658_000000322050_00325_23425_1329.N1	23-AUG-2006 13:56:58	Bright	31.500	66	37Gam Cyg	2.2080	5900.0	63	23425	No
139	GOM_NL__2PRFIN20060823_135826_000000322050_00325_23425_1330.N1	23-AUG-2006 13:58:26	Bright	32.000	19	50Alp Cyg	1.2460	10500.	64	23425	No
140	GOM_NL__2PRFIN20060823_140339_000000322050_00325_23425_1331.N1	23-AUG-2006 14:03:39	Bright	32.000	89	5Alp Cep	2.4510	8000.0	64	23425	No
141	GOM_NL__2PRFIN20060823_141102_000000302050_00325_23425_1332.N1	23-AUG-2006 14:11:02	Bright	29.500	49	1Alp UMi	1.9900	6300.0	59	23425	No
142	GOM_NL__2PRFIN20060823_142740_000000312050_00325_23425_1333.N1	23-AUG-2006 14:27:40	Bright	30.500	24	66Alp Gem	1.5800	10200.	61	23425	No
143	GOM_NL__2PRFIN20060823_144215_000000402050_00325_23425_1334.N1	23-AUG-2006 14:42:15	Dark	40.000	1	9Alp CMa	-1.4400	11000.	80	23425	No
144	GOM_NL__2PRFIN20060823_144343_000000322050_00325_23425_1335.N1	23-AUG-2006 14:43:43	Dark	32.000	179	24Omi2CMa	3.0320	24000.	64	23425	No
145	GOM_NL__2PRFIN20060823_144511_000000372050_00325_23425_1336.N1	23-AUG-2006 14:45:11	Dark	36.500	23	21Eps CMa	1.5020	26000.	73	23425	No
146	GOM_NL__2PRFIN20060823_144630_000000342050_00325_23425_1337.N1	23-AUG-2006 14:46:30	Dark	34.000	177	1Zet CMa	3.0220	26000.	68	23425	No
147	GOM_NL__2PRFIN20060823_145201_000000452050_00325_23425_1338.N1	23-AUG-2006 14:52:01	Dark	44.500	2	Alp Car	-0.73600	7000.0	89	23425	No
148	GOM_NL__2PRFIN20060823_150308_000000362050_00326_23426_1343.N1	23-AUG-2006 15:03:08	Dark	36.000	9	Alp Eri	0.45300	24000.	72	23426	No
149	GOM_NL__2PRFIN20060823_150815_000000322050_00326_23426_1344.N1	23-AUG-2006 15:08:15	Straylight	32.000	148	Alp Tuc	2.8780	4100.0	64	23426	No
150	GOM_NL__2PRFIN20060823_151152_000000322050_00326_23426_1345.N1	23-AUG-2006 15:11:52	Straylight	32.000	31	Alp Gru	1.7340	15200.	64	23426	No
151	GOM_NL__2PRFIN20060823_151446_000000332050_00326_23426_1346.N1	23-AUG-2006 15:14:46	Straylight	32.500	172	Gam Gru	3.0030	13100.	65	23426	No
152	GOM_NL__2PRFIN20060823_152105_000000362050_00326_23426_1347.N1	23-AUG-2006 15:21:05	Bright	36.000	142	49Del Cap	2.8500	8900.0	72	23426	No
153	GOM_NL__2PRFIN20060823_152422_000000332050_00326_23426_1348.N1	23-AUG-2006 15:24:22	Bright	33.000	154	22Bet Aqr	2.8990	5700.0	66	23426	No
154	GOM_NL__2PRFIN20060823_153550_000000322050_00326_23426_1349.N1	23-AUG-2006 15:35:50	Bright	31.500	92	53Eps Cyg	2.5000	4500.0	63	23426	No
155	GOM_NL__2PRFIN20060823_153734_000000312050_00326_23426_1350.N1	23-AUG-2006 15:37:34	Bright	31.000	66	37Gam Cyg	2.2080	5900.0	62	23426	No
156	GOM_NL__2PRFIN20060823_153902_000000322050_00326_23426_1351.N1	23-AUG-2006 15:39:02	Bright	32.000	19	50Alp Cyg	1.2460	10500.	64	23426	No
157	GOM_NL__2PRFIN20060823_154414_000000312050_00326_23426_1352.N1	23-AUG-2006 15:44:14	Bright	30.500	89	5Alp Cep	2.4510	8000.0	61	23426	No
158	GOM_NL__2PRFIN20060823_155138_000000302050_00326_23426_1353.N1	23-AUG-2006 15:51:38	Bright	30.000	49	1Alp UMi	1.9900	6300.0	60	23426	No
159	GOM_NL__2PRFIN20060823_160816_000000342050_00326_23426_1354.N1	23-AUG-2006 16:08:16	Bright	34.000	24	66Alp Gem	1.5800	10200.	68	23426	No
160	GOM_NL__2PRFIN20060823_161502_000000342050_00326_23426_1355.N1	23-AUG-2006 16:15:02	Twilight	33.500	153	3Bet CMi	2.8940	13100.	67	23426	No

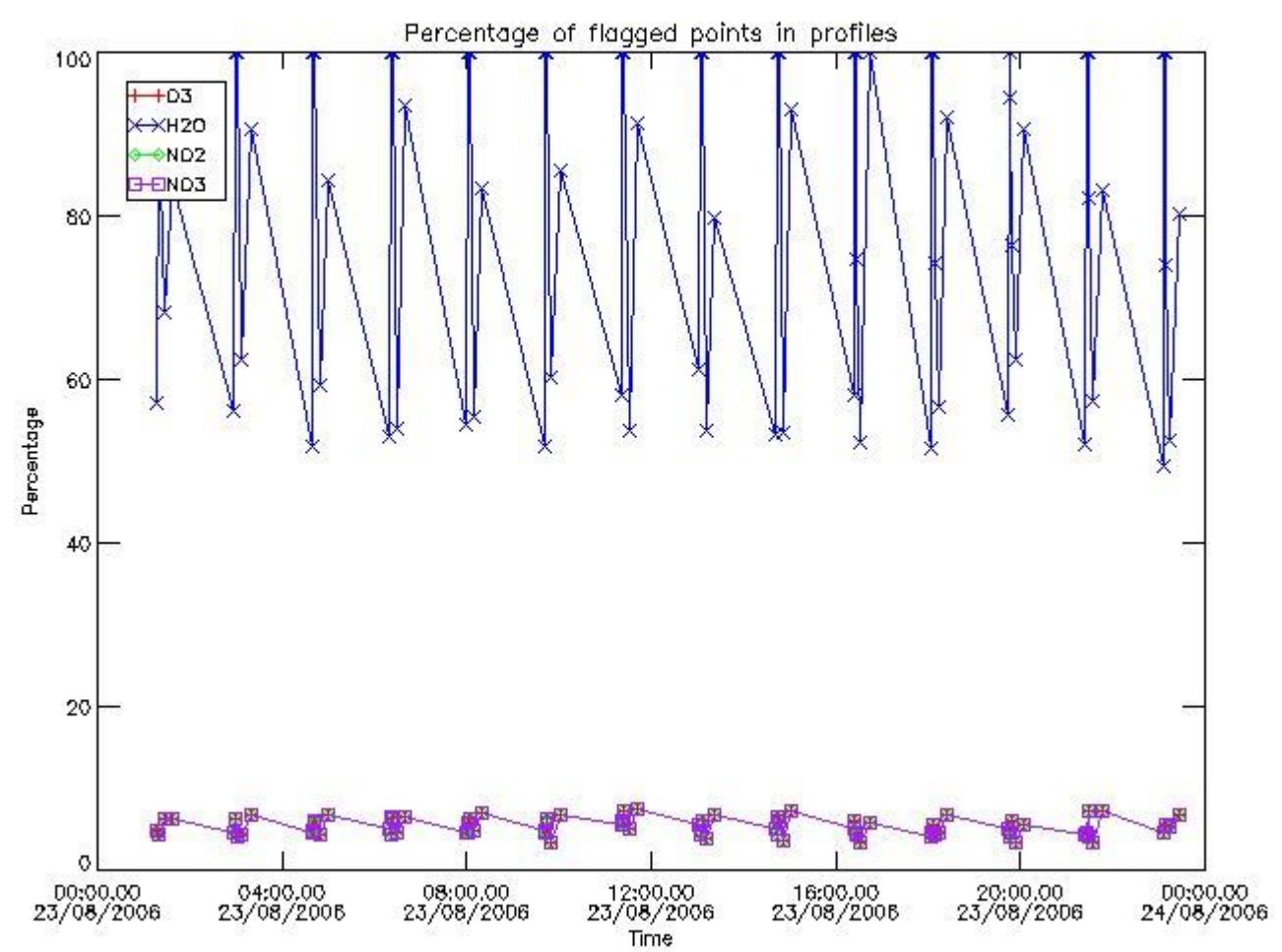
161	GOM_NL__2PRFIN20060823_162251_000000412050_00326_23426_1356.N1	23-AUG-2006 16:22:51	Dark	41.000	1	9Alp CMa	-1.4400	11000.	82	23426	No
162	GOM_NL__2PRFIN20060823_162420_000000352050_00326_23426_1357.N1	23-AUG-2006 16:24:20	Dark	34.500	179	24Omi2CMa	3.0320	24000.	69	23426	No
163	GOM_NL__2PRFIN20060823_162548_000000362050_00326_23426_1358.N1	23-AUG-2006 16:25:48	Dark	36.000	23	21Eps CMa	1.5020	26000.	72	23426	No
164	GOM_NL__2PRFIN20060823_162736_000000342050_00326_23426_1359.N1	23-AUG-2006 16:27:36	Dark	34.000	117	Pi Pup	2.7060	3800.0	68	23426	No
165	GOM_NL__2PRFIN20060823_163237_000000462050_00326_23426_1360.N1	23-AUG-2006 16:32:37	Dark	45.500	2	Alp Car	-0.73600	7000.0	91	23426	No
166	GOM_NL__2PRFIN20060823_164345_000000452050_00327_23427_1343.N1	23-AUG-2006 16:43:45	Dark	44.500	9	Alp Eri	0.45300	24000.	89	23427	No
167	GOM_NL__2PRFIN20060823_164851_000000342050_00327_23427_1344.N1	23-AUG-2006 16:48:51	Straylight	33.500	148	Alp Tuc	2.8780	4100.0	67	23427	No
168	GOM_NL__2PRFIN20060823_165228_000000332050_00327_23427_1345.N1	23-AUG-2006 16:52:28	Straylight	32.500	31	Alp Gru	1.7340	15200.	65	23427	No
169	GOM_NL__2PRFIN20060823_165522_000000332050_00327_23427_1346.N1	23-AUG-2006 16:55:22	Straylight	32.500	172	Gam Gru	3.0030	13100.	65	23427	No
170	GOM_NL__2PRFIN20060823_170141_000000362050_00327_23427_1347.N1	23-AUG-2006 17:01:41	Bright	36.000	142	49Del Cap	2.8500	8900.0	72	23427	No
171	GOM_NL__2PRFIN20060823_170458_000000342050_00327_23427_1348.N1	23-AUG-2006 17:04:58	Bright	34.000	154	22Bet Aqr	2.8990	5700.0	68	23427	No
172	GOM_NL__2PRFIN20060823_171626_000000312050_00327_23427_1349.N1	23-AUG-2006 17:16:26	Bright	30.500	92	53Eps Cyg	2.5000	4500.0	61	23427	No
173	GOM_NL__2PRFIN20060823_171810_000000312050_00327_23427_1350.N1	23-AUG-2006 17:18:10	Bright	30.500	66	37Gam Cyg	2.2080	5900.0	61	23427	No
174	GOM_NL__2PRFIN20060823_171938_000000322050_00327_23427_1351.N1	23-AUG-2006 17:19:38	Bright	32.000	19	50Alp Cyg	1.2460	10500.	64	23427	No
175	GOM_NL__2PRFIN20060823_172450_000000312050_00327_23427_1352.N1	23-AUG-2006 17:24:50	Bright	31.000	89	5Alp Cep	2.4510	8000.0	62	23427	No
176	GOM_NL__2PRFIN20060823_173214_000000312050_00327_23427_1353.N1	23-AUG-2006 17:32:14	Bright	30.500	49	1Alp UMi	1.9900	6300.0	61	23427	No
177	GOM_NL__2PRFIN20060823_174852_000000312050_00327_23427_1354.N1	23-AUG-2006 17:48:52	Bright	31.000	24	66Alp Gem	1.5800	10200.	62	23427	No
178	GOM_NL__2PRFIN20060823_175539_000000342050_00327_23427_1355.N1	23-AUG-2006 17:55:39	Twilight	34.000	153	3Bet CMi	2.8940	13100.	68	23427	No
179	GOM_NL__2PRFIN20060823_180327_000000492050_00327_23427_1356.N1	23-AUG-2006 18:03:27	Dark	49.000	1	9Alp CMa	-1.4400	11000.	98	23427	No
180	GOM_NL__2PRFIN20060823_180456_000000342050_00327_23427_1357.N1	23-AUG-2006 18:04:56	Dark	33.500	179	24Omi2CMa	3.0320	24000.	67	23427	No
181	GOM_NL__2PRFIN20060823_180624_000000382050_00327_23427_1358.N1	23-AUG-2006 18:06:24	Dark	38.000	23	21Eps CMa	1.5020	26000.	76	23427	No
182	GOM_NL__2PRFIN20060823_180812_000000362050_00327_23427_1359.N1	23-AUG-2006 18:08:12	Dark	35.500	117	Pi Pup	2.7060	3800.0	71	23427	No
183	GOM_NL__2PRFIN20060823_181313_000000462050_00327_23427_1360.N1	23-AUG-2006 18:13:13	Dark	45.500	2	Alp Car	-0.73600	7000.0	91	23427	No
184	GOM_NL__2PRFIN20060823_182422_000000392050_00328_23428_1345.N1	23-AUG-2006 18:24:22	Dark	38.500	9	Alp Eri	0.45300	24000.	77	23428	No
185	GOM_NL__2PRFIN20060823_182927_000000322050_00328_23428_1346.N1	23-AUG-2006 18:29:27	Straylight	32.000	148	Alp Tuc	2.8780	4100.0	64	23428	No
186	GOM_NL__2PRFIN20060823_183304_000000342050_00328_23428_1347.N1	23-AUG-2006 18:33:04	Straylight	33.500	31	Alp Gru	1.7340	15200.	67	23428	No
187	GOM_NL__2PRFIN20060823_183558_000000342050_00328_23428_1348.N1	23-AUG-2006 18:35:58	Straylight	33.500	172	Gam Gru	3.0030	13100.	67	23428	No
188	GOM_NL__2PRFIN20060823_184217_000000392050_00328_23428_1349.N1	23-AUG-2006 18:42:17	Bright	39.000	142	49Del Cap	2.8500	8900.0	78	23428	No
189	GOM_NL__2PRFIN20060823_184534_000000342050_00328_23428_1350.N1	23-AUG-2006 18:45:34	Bright	33.500	154	22Bet Aqr	2.8990	5700.0	67	23428	No
190	GOM_NL__2PRFIN20060823_185702_000000292050_00328_23428_1351.N1	23-AUG-2006 18:57:02	Bright	29.000	92	53Eps Cyg	2.5000	4500.0	58	23428	No
191	GOM_NL__2PRFIN20060823_185846_000000292050_00328_23428_1352.N1	23-AUG-2006 18:58:46	Bright	28.500	66	37Gam Cyg	2.2080	5900.0	57	23428	No
192	GOM_NL__2PRFIN20060823_190014_000000302050_00328_23428_1353.N1	23-AUG-2006 19:00:14	Bright	29.500	19	50Alp Cyg	1.2460	10500.	59	23428	No
193	GOM_NL__2PRFIN20060823_190526_000000312050_00328_23428_1354.N1	23-AUG-2006 19:05:26	Bright	31.000	89	5Alp Cep	2.4510	8000.0	62	23428	No
194	GOM_NL__2PRFIN20060823_191250_000000312050_00328_23428_1355.N1	23-AUG-2006 19:12:50	Bright	31.000	49	1Alp UMi	1.9900	6300.0	62	23428	No
195	GOM_NL__2PRFIN20060823_192928_000000302050_00328_23428_1356.N1	23-AUG-2006 19:29:28	Bright	30.000	24	66Alp Gem	1.5800	10200.	60	23428	No
196	GOM_NL__2PRFIN20060823_193615_000000342050_00328_23428_1357.N1	23-AUG-2006 19:36:15	Twilight	33.500	153	3Bet CMi	2.8940	13100.	67	23428	No
197	GOM_NL__2PRFIN20060823_194404_000000412050_00328_23428_1358.N1	23-AUG-2006 19:44:04	Dark	41.000	1	9Alp CMa	-1.4400	11000.	82	23428	No
198	GOM_NL__2PRFIN20060823_194532_000000342050_00328_23428_1359.N1	23-AUG-2006 19:45:32	Dark	34.000	179	24Omi2CMa	3.0320	24000.	68	23428	No
199	GOM_NL__2PRFIN20060823_194700_000000372050_00328_23428_1360.N1	23-AUG-2006 19:47:00	Dark	37.000	23	21Eps CMa	1.5020	26000.	74	23428	No
200	GOM_NL__2PRFIN20060823_194848_000000352050_00328_23428_1361.N1	23-AUG-2006 19:48:48	Dark	34.500	117	Pi Pup	2.7060	3800.0	69	23428	No
201	GOM_NL__2PRFIN20060823_195350_000000472050_00328_23428_1362.N1	23-AUG-2006 19:53:50	Dark	47.000	2	Alp Car	-0.73600	7000.0	94	23428	No
202	GOM_NL__2PRFIN20060823_200458_000000382050_00329_23429_1346.N1	23-AUG-2006 20:04:58	Dark	38.000	9	Alp Eri	0.45300	24000.	76	23429	No
203	GOM_NL__2PRFIN20060823_201003_000000332050_00329_23429_1347.N1	23-AUG-2006 20:10:03	Straylight	32.500	148	Alp Tuc	2.8780	4100.0	65	23429	No
204	GOM_NL__2PRFIN20060823_201341_000000382050_00329_23429_1348.N1	23-AUG-2006 20:13:41	Straylight	37.500	31	Alp Gru	1.7340	15200.	75	23429	No
205	GOM_NL__2PRFIN20060823_201634_000000342050_00329_23429_1349.N1	23-AUG-2006 20:16:34	Straylight	33.500	172	Gam Gru	3.0030	13100.	67	23429	No
206	GOM_NL__2PRFIN20060823_202254_000000372050_00329_23429_1350.N1	23-AUG-2006 20:22:54	Bright	36.500	142	49Del Cap	2.8500	8900.0	73	23429	No
207	GOM_NL__2PRFIN20060823_202610_000000342050_00329_23429_1351.N1	23-AUG-2006 20:26:10	Bright	34.000	154	22Bet Aqr	2.8990	5700.0	68	23429	No
208	GOM_NL__2PRFIN20060823_203737_000000292050_00329_23429_1352.N1	23-AUG-2006 20:37:37	Bright	28.500	92	53Eps Cyg	2.5000	4500.0	57	23429	No
209	GOM_NL__2PRFIN20060823_203922_000000312050_00329_23429_1353.N1	23-AUG-2006 20:39:22	Bright	31.000	66	37Gam Cyg	2.2080	5900.0	62	23429	No
210	GOM_NL__2PRFIN20060823_204050_000000322050_00329_23429_1354.N1	23-AUG-2006 20:40:50	Bright	31.500	19	50Alp Cyg	1.2460	10500.	63	23429	No
211	GOM_NL__2PRFIN20060823_204602_000000312050_00329_23429_1355.N1	23-AUG-2006 20:46:02	Bright	30.500	89	5Alp Cep	2.4510	8000.0	61	23429	No
212	GOM_NL__2PRFIN20060823_205326_000000322050_00329_23429_1356.N1	23-AUG-2006 20:53:26	Bright	31.500	49	1Alp UMi	1.9900	6300.0	63	23429	No
213	GOM_NL__2PRFIN20060823_211004_000000302050_00329_23429_1357.N1	23-AUG-2006 21:10:04	Bright	29.500	24	66Alp Gem	1.5800	10200.	59	23429	No
214	GOM_NL__2PRFIN20060823_211651_000000332050_00329_23429_1358.N1	23-AUG-2006 21:16:51	Twilight	32.500	153	3Bet CMi	2.8940	13100.	65	23429	No
215	GOM_NL__2PRFIN20060823_212440_000000492050_00329_23429_1359.N1	23-AUG-2006 21:24:40	Dark	48.500	1	9Alp CMa	-1.4400	11000.	97	23429	No
216	GOM_NL__2PRFIN20060823_212609_000000352050_00329_23429_1360.N1	23-AUG-2006 21:26:09	Dark	34.500	179	24Omi2CMa	3.0320	24000.	69	23429	No
217	GOM_NL__2PRFIN20060823_212736_000000362050_00329_23429_1361.N1	23-AUG-2006 21:27:36	Dark	35.500	23	21Eps CMa	1.5020	26000.	71	23429	No
218	GOM_NL__2PRFIN20060823_212925_000000372050_00329_23429_1362.N1	23-AUG-2006 21:29:25	Dark	37.000	117	Pi Pup	2.7060	3800.0	74	23429	No
219	GOM_NL__2PRFIN20060823_213426_000000452050_00329_23429_1363.N1	23-AUG-2006 21:34:26	Dark	45.000	2	Alp Car	-0.73600	7000.0	90	23429	No

220	GOM_NL__2PRFIN20060823_214535_000000362050_00330_23430_1347.N1	23-AUG-2006 21:45:35	Dark	36.000	9	Alp Eri	0.45300	24000.	72	23430	No
221	GOM_NL__2PRFIN20060823_215040_000000392050_00330_23430_1348.N1	23-AUG-2006 21:50:40	Straylight	39.000	148	Alp Tuc	2.8780	4100.0	78	23430	No
222	GOM_NL__2PRFIN20060823_215417_000000382050_00330_23430_1349.N1	23-AUG-2006 21:54:17	Straylight	37.500	31	Alp Gru	1.7340	15200.	75	23430	No
223	GOM_NL__2PRFIN20060823_215711_000000352050_00330_23430_1350.N1	23-AUG-2006 21:57:11	Straylight	35.000	172	Gam Gru	3.0030	13100.	70	23430	No
224	GOM_NL__2PRFIN20060823_220330_000000372050_00330_23430_1351.N1	23-AUG-2006 22:03:30	Bright	36.500	142	49Del Cap	2.8500	8900.0	73	23430	No
225	GOM_NL__2PRFIN20060823_220646_000000342050_00330_23430_1352.N1	23-AUG-2006 22:06:46	Bright	34.000	154	22Bet Aqr	2.8990	5700.0	68	23430	No
226	GOM_NL__2PRFIN20060823_221813_000000302050_00330_23430_1353.N1	23-AUG-2006 22:18:13	Bright	30.000	92	53Eps Cyg	2.5000	4500.0	60	23430	No
227	GOM_NL__2PRFIN20060823_221958_000000292050_00330_23430_1354.N1	23-AUG-2006 22:19:58	Bright	28.500	66	37Gam Cyg	2.2080	5900.0	57	23430	No
228	GOM_NL__2PRFIN20060823_222125_000000312050_00330_23430_1355.N1	23-AUG-2006 22:21:25	Bright	31.000	19	50Alp Cyg	1.2460	10500.	62	23430	No
229	GOM_NL__2PRFIN20060823_222637_000000492050_00330_23430_1356.N1	23-AUG-2006 22:26:37	Bright	49.000	89	5Alp Cep	2.4510	8000.0	98	23430	No
230	GOM_NL__2PRFIN20060823_223401_000000312050_00330_23430_1357.N1	23-AUG-2006 22:34:01	Bright	31.000	49	1Alp UMi	1.9900	6300.0	62	23430	No
231	GOM_NL__2PRFIN20060823_225040_000000292050_00330_23430_1358.N1	23-AUG-2006 22:50:40	Bright	28.500	24	66Alp Gem	1.5800	10200.	57	23430	No
232	GOM_NL__2PRFIN20060823_225727_000000322050_00330_23430_1359.N1	23-AUG-2006 22:57:27	Twilight	32.000	153	3Bet CMi	2.8940	13100.	64	23430	No
233	GOM_NL__2PRFIN20060823_230516_000000462050_00330_23430_1360.N1	23-AUG-2006 23:05:16	Dark	46.000	1	9Alp CMa	-1.4400	11000.	92	23430	No
234	GOM_NL__2PRFIN20060823_230645_000000342050_00330_23430_1361.N1	23-AUG-2006 23:06:45	Dark	33.500	179	24Omi2CMa	3.0320	24000.	67	23430	No
235	GOM_NL__2PRFIN20060823_230813_000000382050_00330_23430_1362.N1	23-AUG-2006 23:08:13	Dark	37.500	23	21Eps CMa	1.5020	26000.	75	23430	No
236	GOM_NL__2PRFIN20060823_231001_000000372050_00330_23430_1363.N1	23-AUG-2006 23:10:01	Dark	37.000	117	Pi Pup	2.7060	3800.0	74	23430	No
237	GOM_NL__2PRFIN20060823_231502_000000402050_00330_23430_1364.N1	23-AUG-2006 23:15:02	Dark	39.500	2	Alp Car	-0.73600	7000.0	79	23430	No
238	GOM_NL__2PRFIN20060823_232611_000000392050_00331_23431_1348.N1	23-AUG-2006 23:26:11	Dark	38.500	9	Alp Eri	0.45300	24000.	77	23431	No
239	GOM_NL__2PRFIN20060823_233116_000000352050_00331_23431_1349.N1	23-AUG-2006 23:31:16	Straylight	34.500	148	Alp Tuc	2.8780	4100.0	69	23431	No
240	GOM_NL__2PRFIN20060823_233453_000000342050_00331_23431_1350.N1	23-AUG-2006 23:34:53	Straylight	33.500	31	Alp Gru	1.7340	15200.	67	23431	No
241	GOM_NL__2PRFIN20060823_233747_000000352050_00331_23431_1351.N1	23-AUG-2006 23:37:47	Straylight	35.000	172	Gam Gru	3.0030	13100.	70	23431	No
242	GOM_NL__2PRFIN20060823_234406_000000382050_00331_23431_1352.N1	23-AUG-2006 23:44:06	Bright	37.500	142	49Del Cap	2.8500	8900.0	75	23431	No
243	GOM_NL__2PRFIN20060823_234722_000000332050_00331_23431_1353.N1	23-AUG-2006 23:47:22	Bright	32.500	154	22Bet Aqr	2.8990	5700.0	65	23431	No
244	GOM_NL__2PRFIN20060823_235849_000000312050_00331_23431_1354.N1	23-AUG-2006 23:58:49	Bright	31.000	92	53Eps Cyg	2.5000	4500.0	62	23431	No

3. Quality information per product


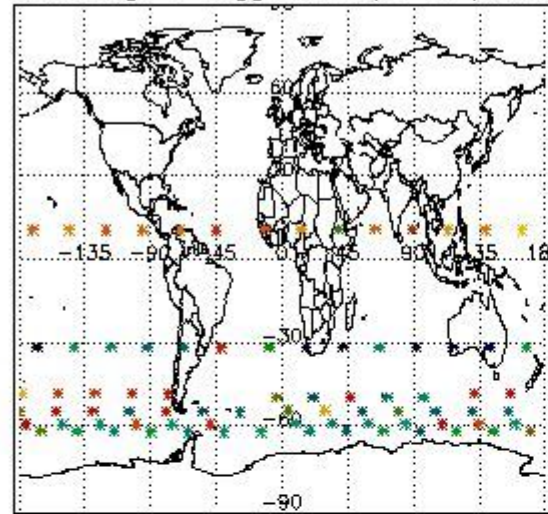
In this section it is plotted some information contained in the Quality Summary data set of the level 2 products. Only products in dark limb conditions and without errors (error flag in the MPH set to "0") are used.

3.1 Plot quality information per product (time dependant)

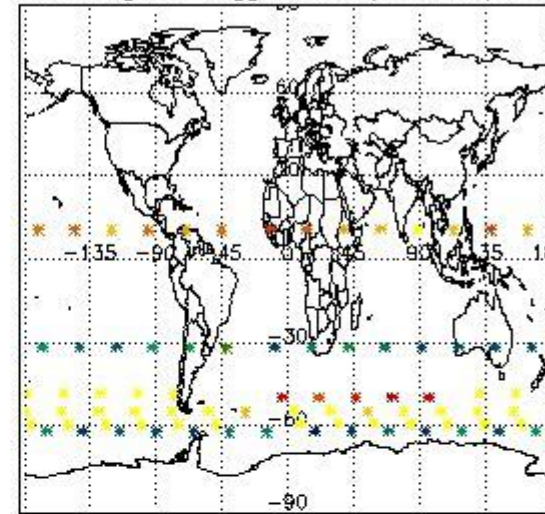


3.2 Plot quality information per product (world map)


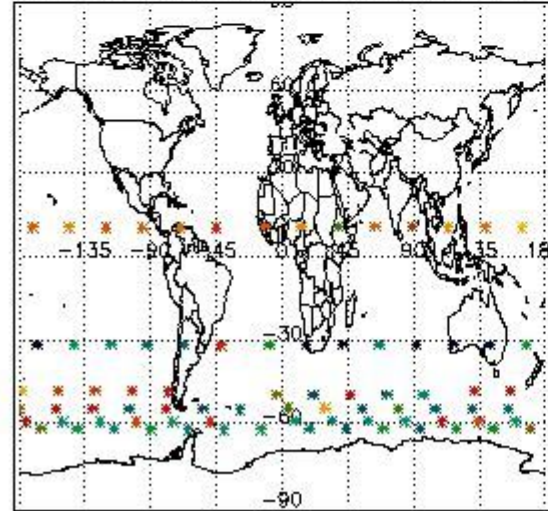
Percentage of flagged data per O3 profile



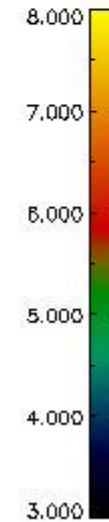
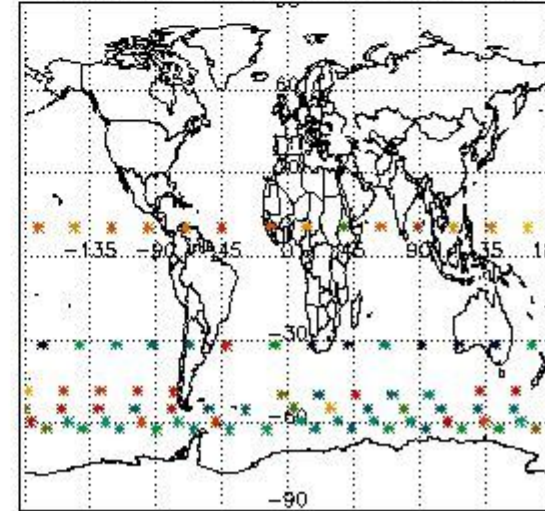
Percentage of flagged data per H2O profile



Percentage of flagged data per NO2 profile



Percentage of flagged data per NO3 profile

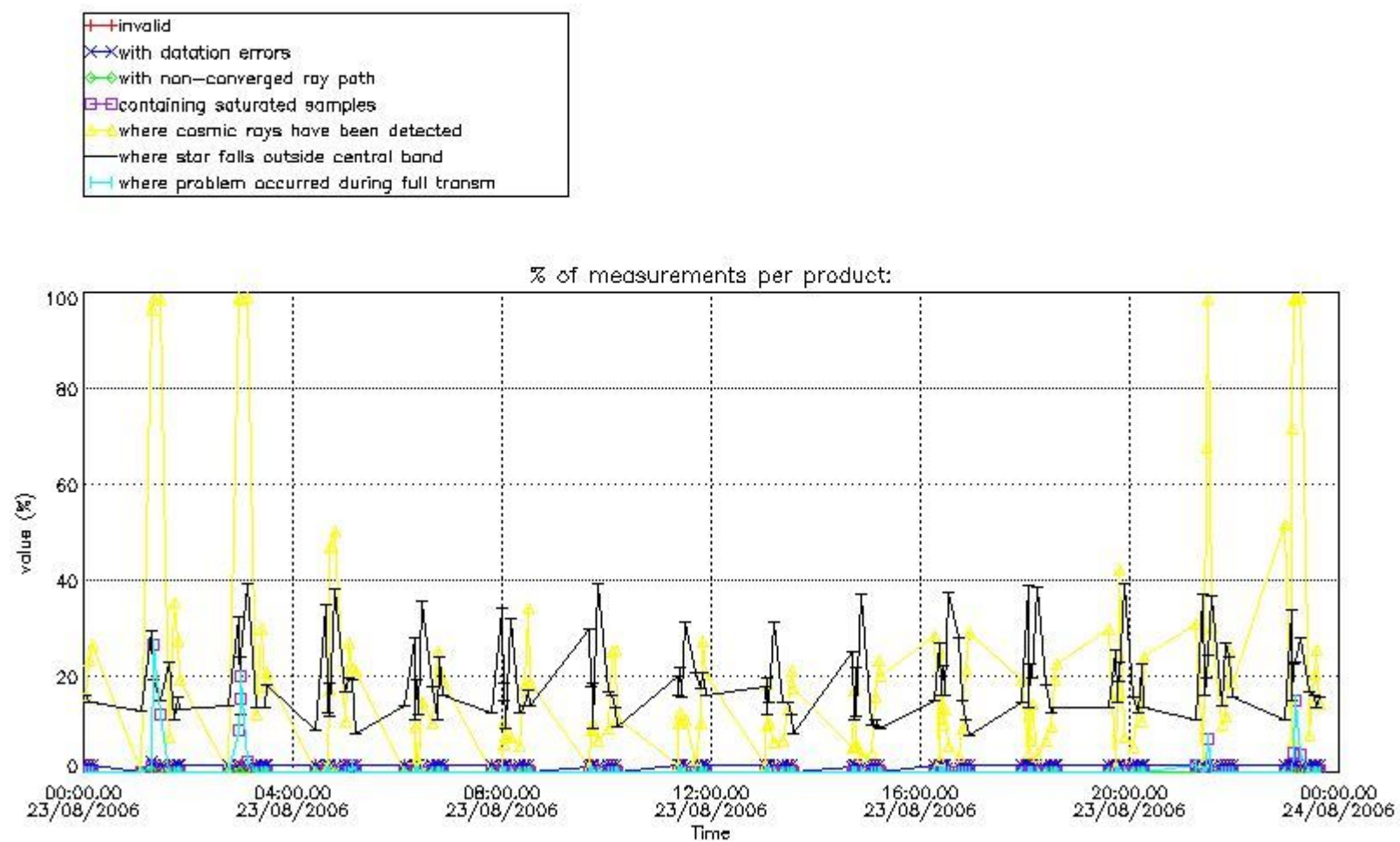


4. Level 1 quality information per product

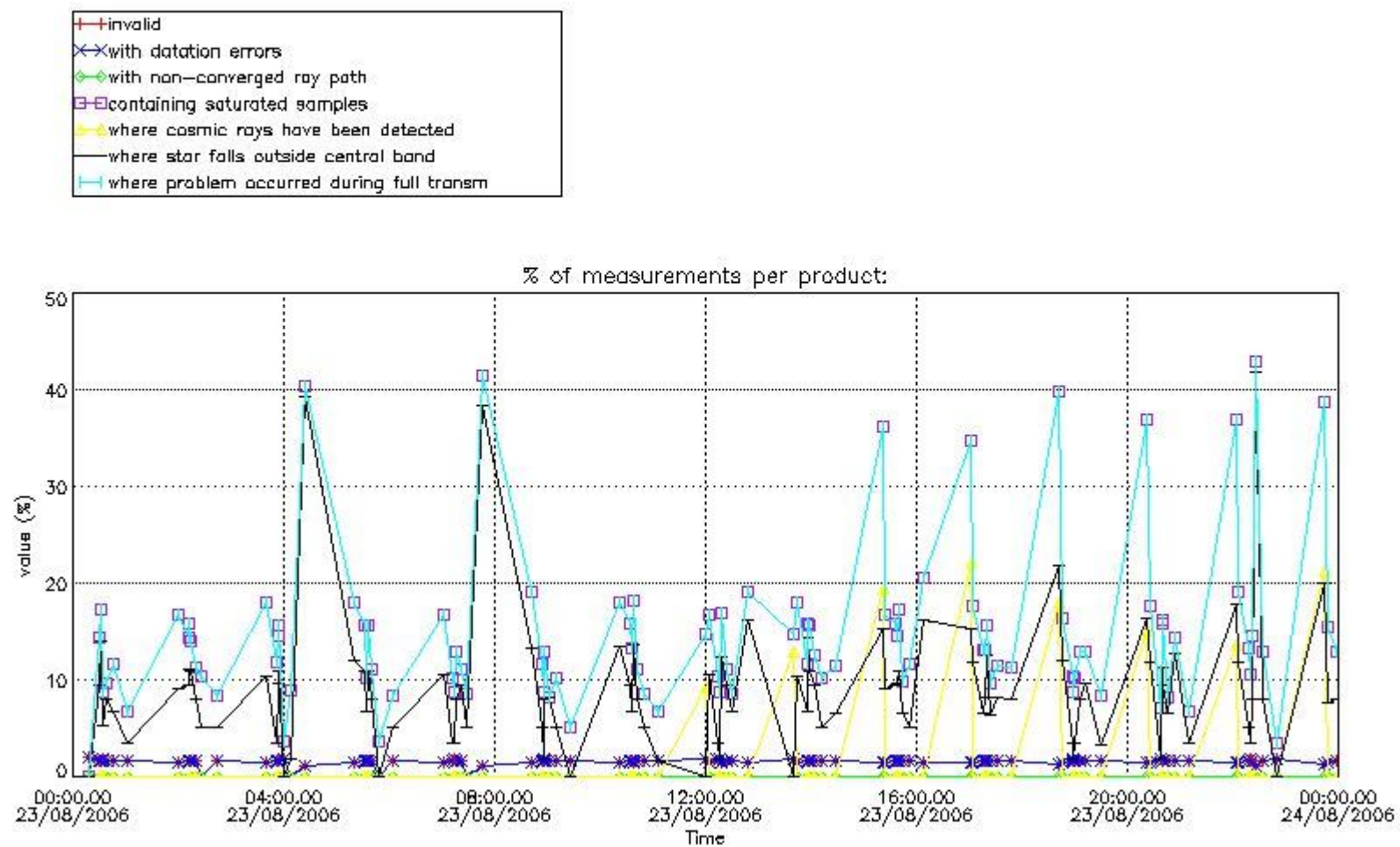
In this section it is plotted some information contained in the Quality Summary data set of the level 2 products that comes from the level 1b processing. Products without errors (error flag in the MPH set to "0") are used.

4.1 Plot quality information per product (time dependant) coming from level 1b processing

4.1.1 Plot level 1 quality information per product (time dependant): ENVISAT ASCENDING passes



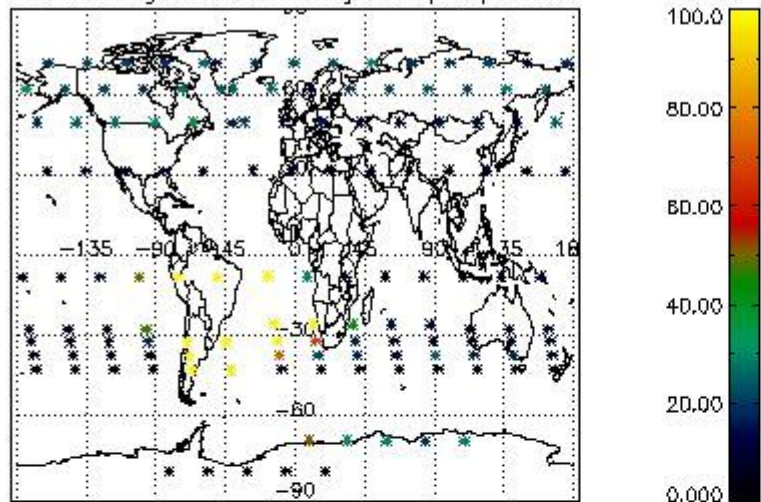
4.1.2 Plot level 1 quality information per product (time dependant): ENVI SAT DESCENDING passes



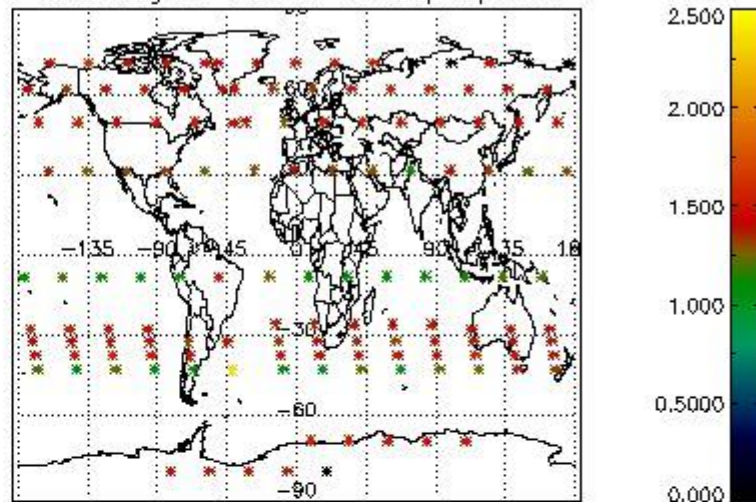
4.2 Plot quality information per product coming from level 1b processing (world map)

4.2.1 Plot level 1 quality information per product (world map): ENVISAT ASCENDING passes

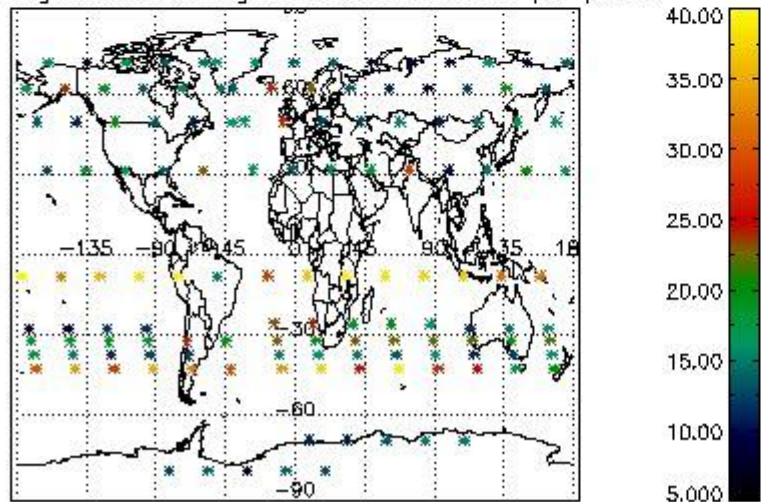
Percentage of cosmic ray hits per profile



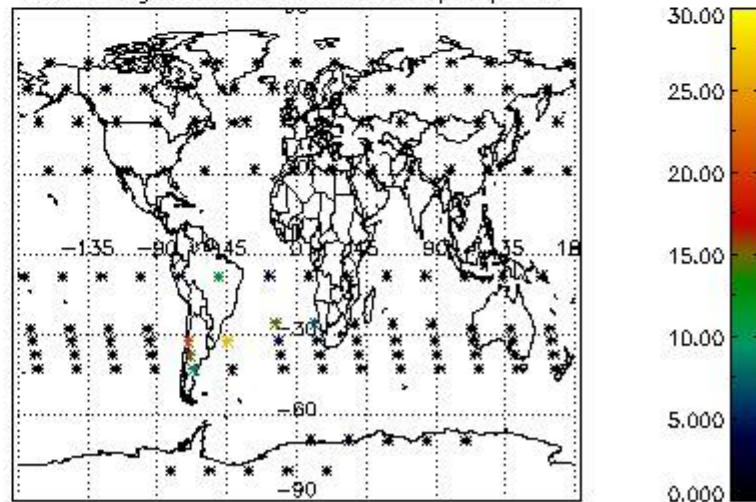
Percentage of datation errors per profile



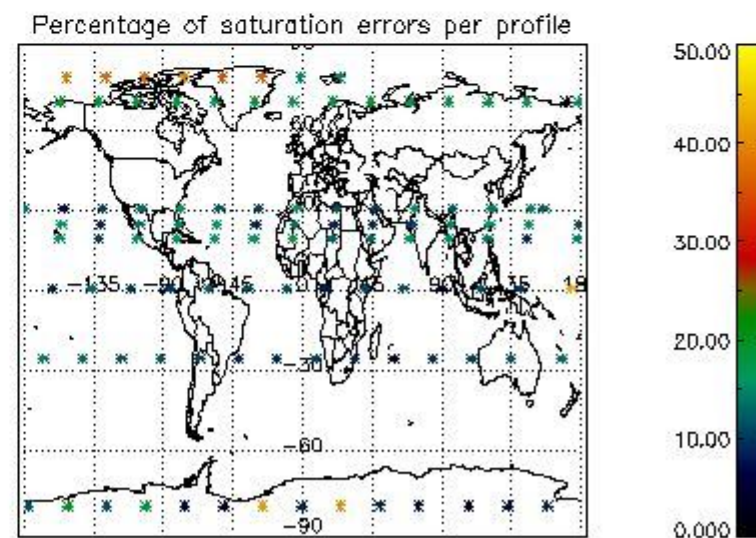
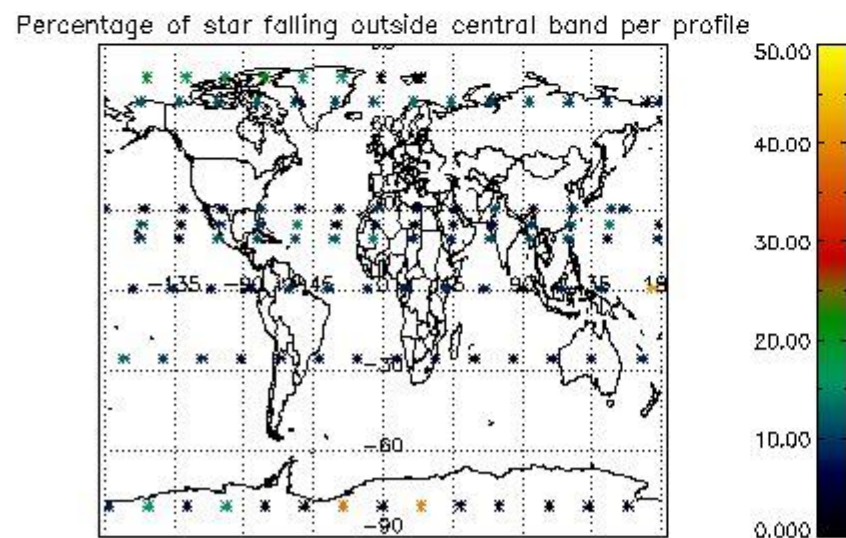
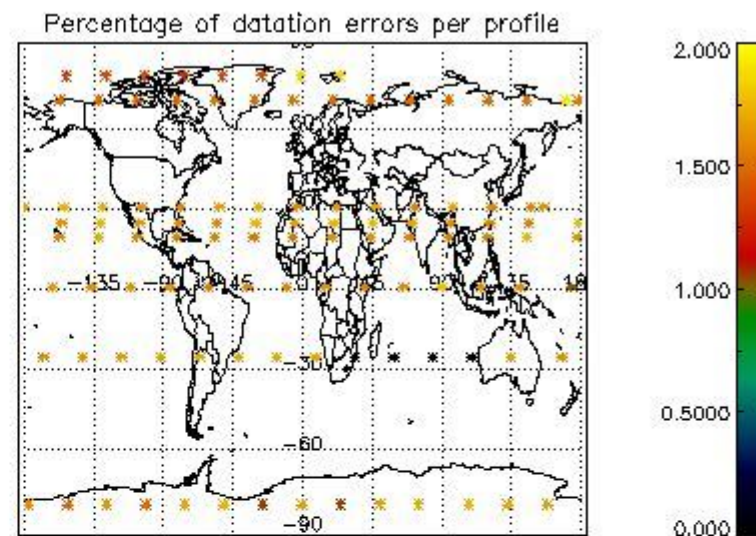
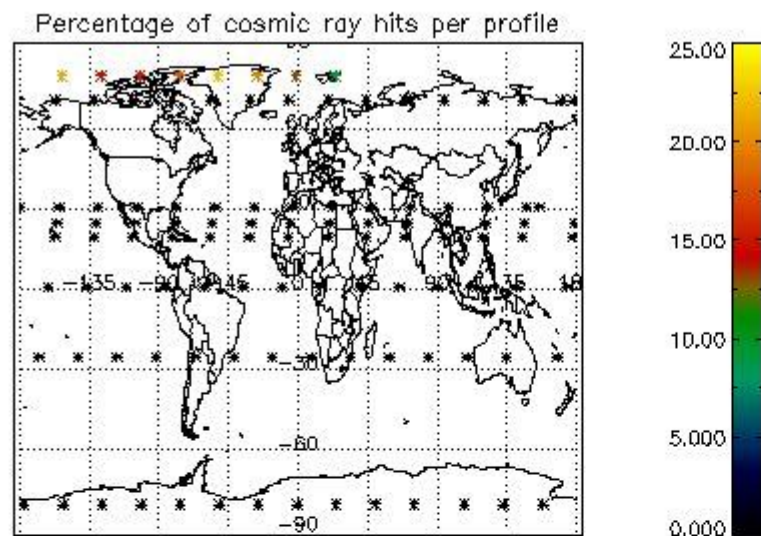
Percentage of star falling outside central band per profile



Percentage of saturation errors per profile



4.2.2 Plot level 1 quality information per product (world map): ENVISAT DESCENDING passes



5. Trace gas profiles

5.1 Ozone statistics based on quality of products

The final quality of the products can be "measured" using the STD (Standard Deviation) attached to every point profile. This information is written to the parameter GOM_NL__2P/NL_LOCAL_SPECIES_DENSITY/o3_std of the level 2 products. The table below shows the statistics for given STD ranges.

The statistics are given with respect to the overall valid production:

- Products without fatal errors: GOM_NL__2P/MPH/PRODUCT_ERR=0
- Valid point profile: GOM_NL__2P/NL_LOCAL_SPECIES_DENSITY/pcd(0)=0

The 'Criteria' is applied to valid points of dark limb products:

- Products in dark limb illumination condition: GOM_NL__2P/NL_SUMMARY_QUALITY/obs_ill_cond=0
- Products without fatal errors: GOM_NL__2P/MPH/PRODUCT_ERR=0
- Valid point profile: GOM_NL__2P/NL_LOCAL_SPECIES_DENSITY/pcd(0)=0

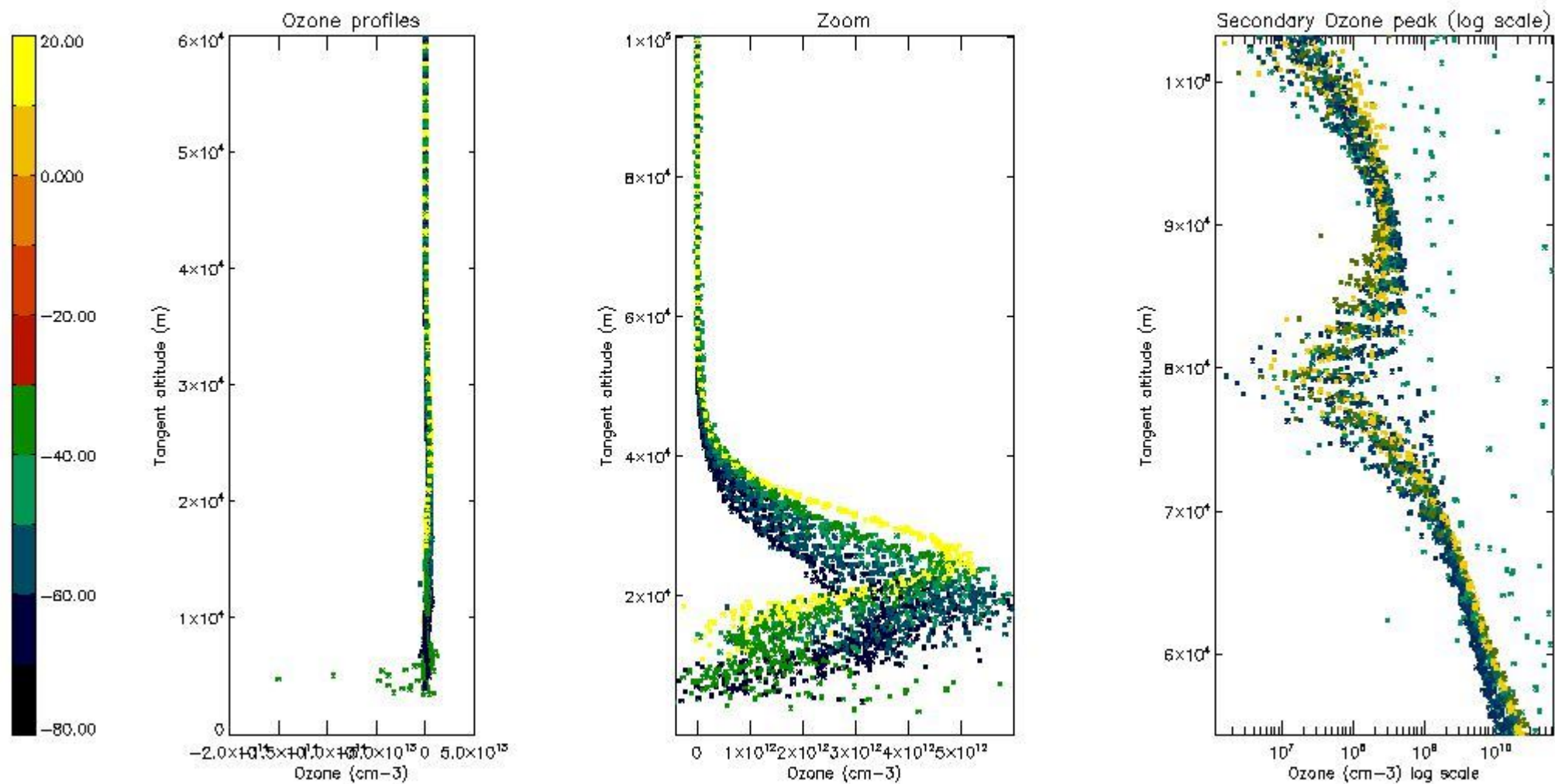
So, the table below shows the percentage of dark limb and valid observations for each criteria with respect to the overall valid daily observations.

Criteria	% of total production
All STD	38
STD < 20	28

STD < 10	24
STD < 5	19

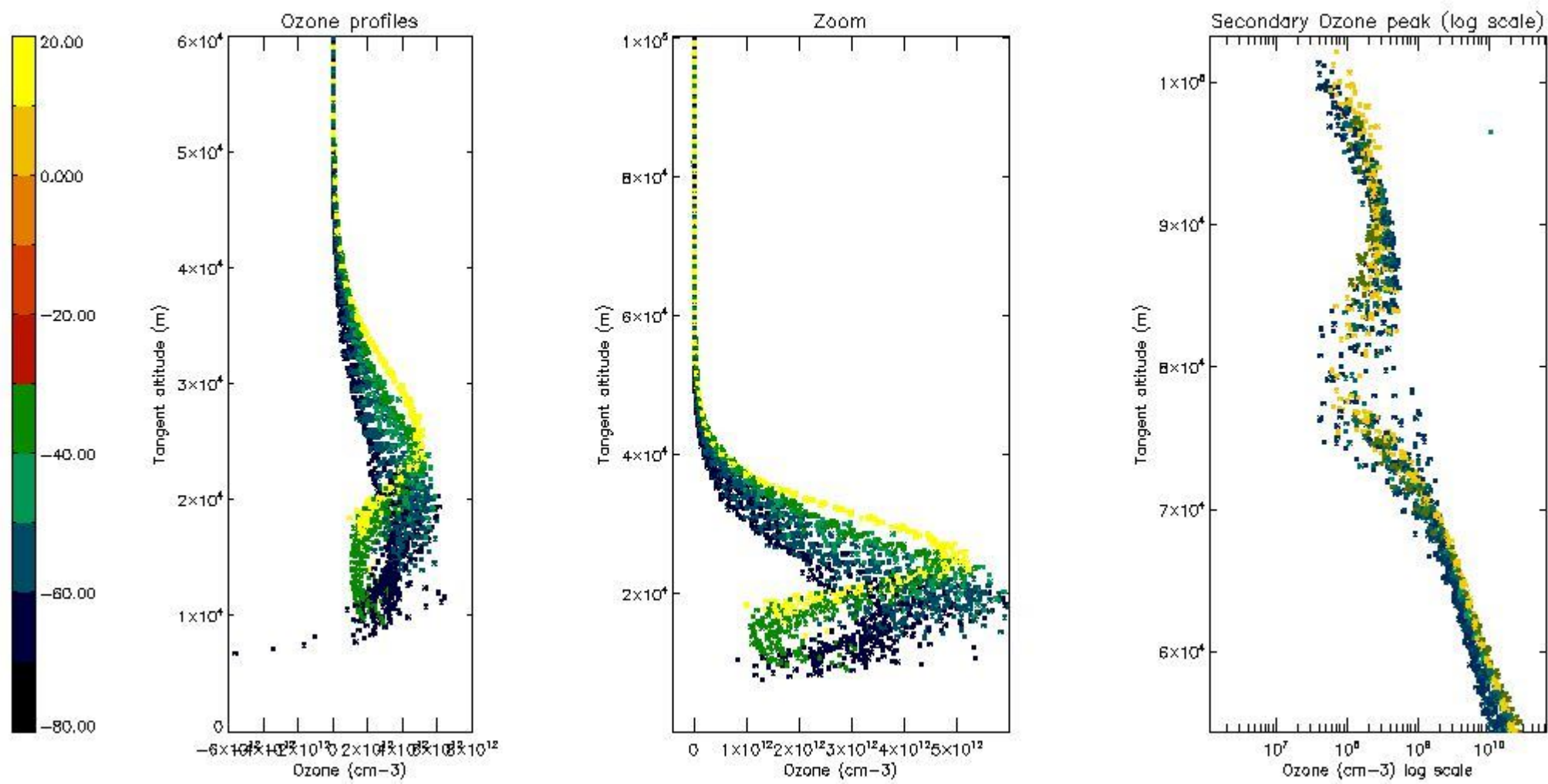
5.2 Plot ozone profiles for all STD (dark without errors)

The colorbar represents the latitude.



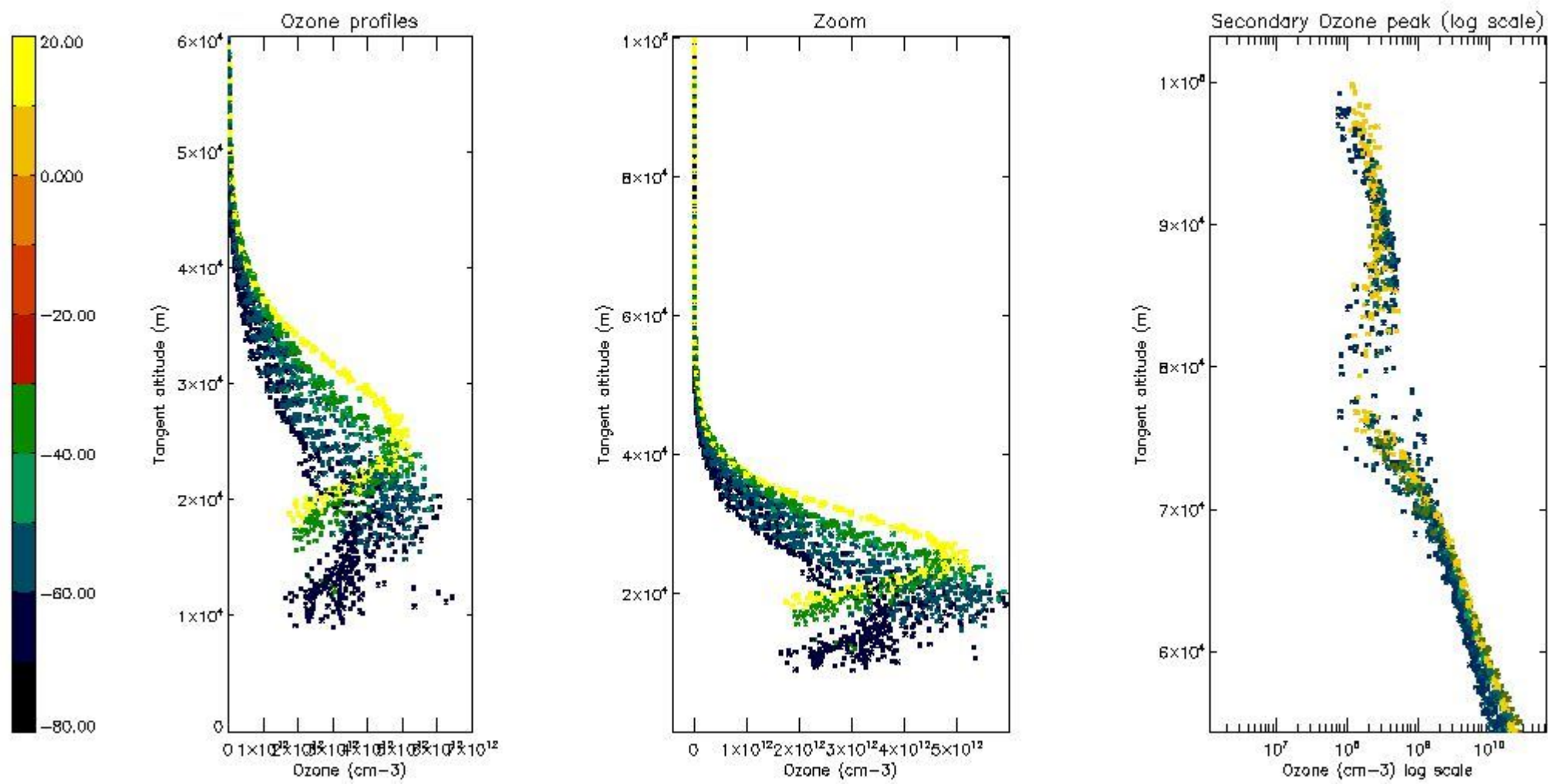
5.3 Plot ozone profiles where STD < 20% (dark without errors)

The colorbar represents the latitude.



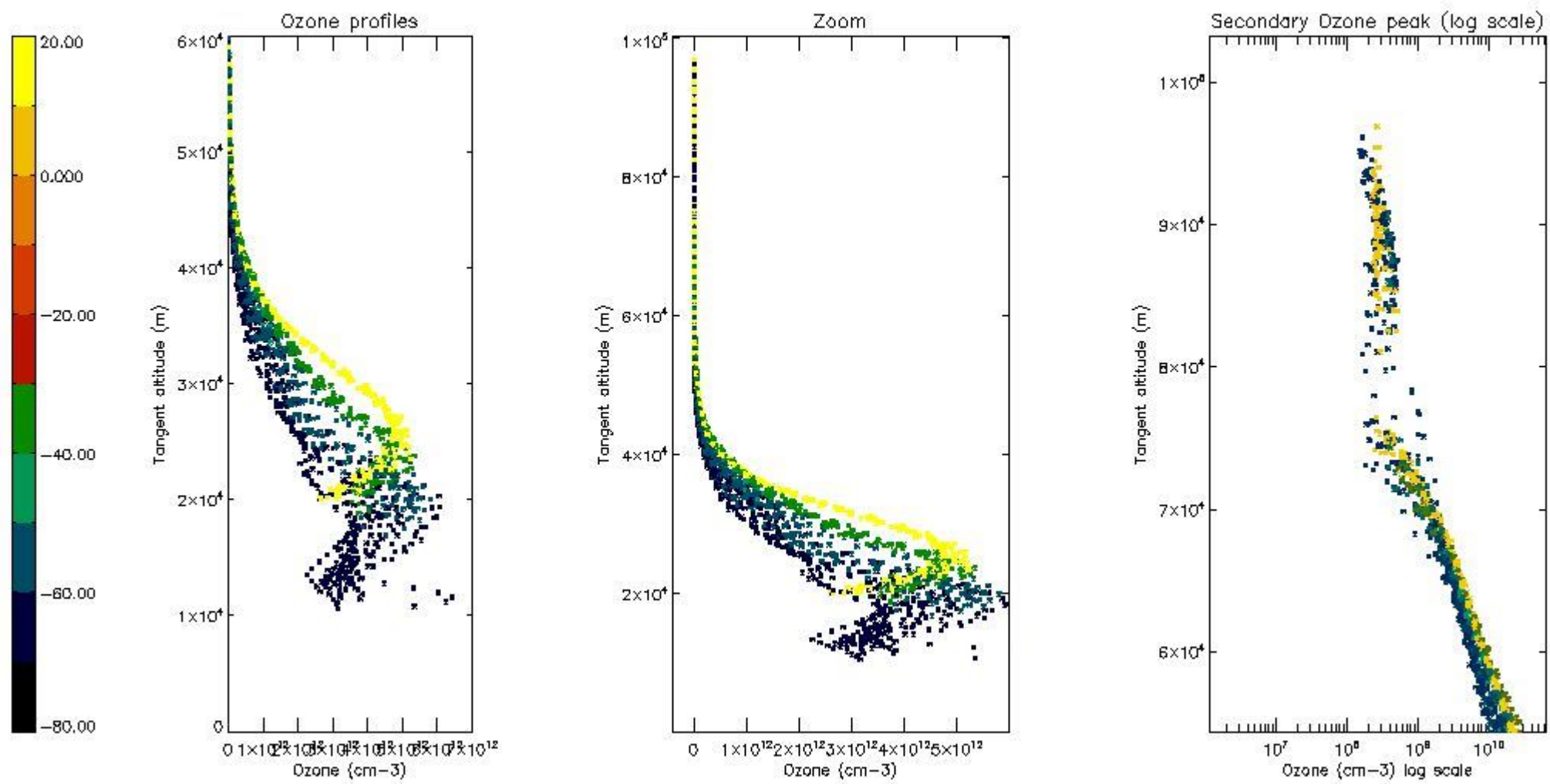
5.4 Plot ozone profiles where STD < 10% (dark without errors)

The colorbar represents the latitude.



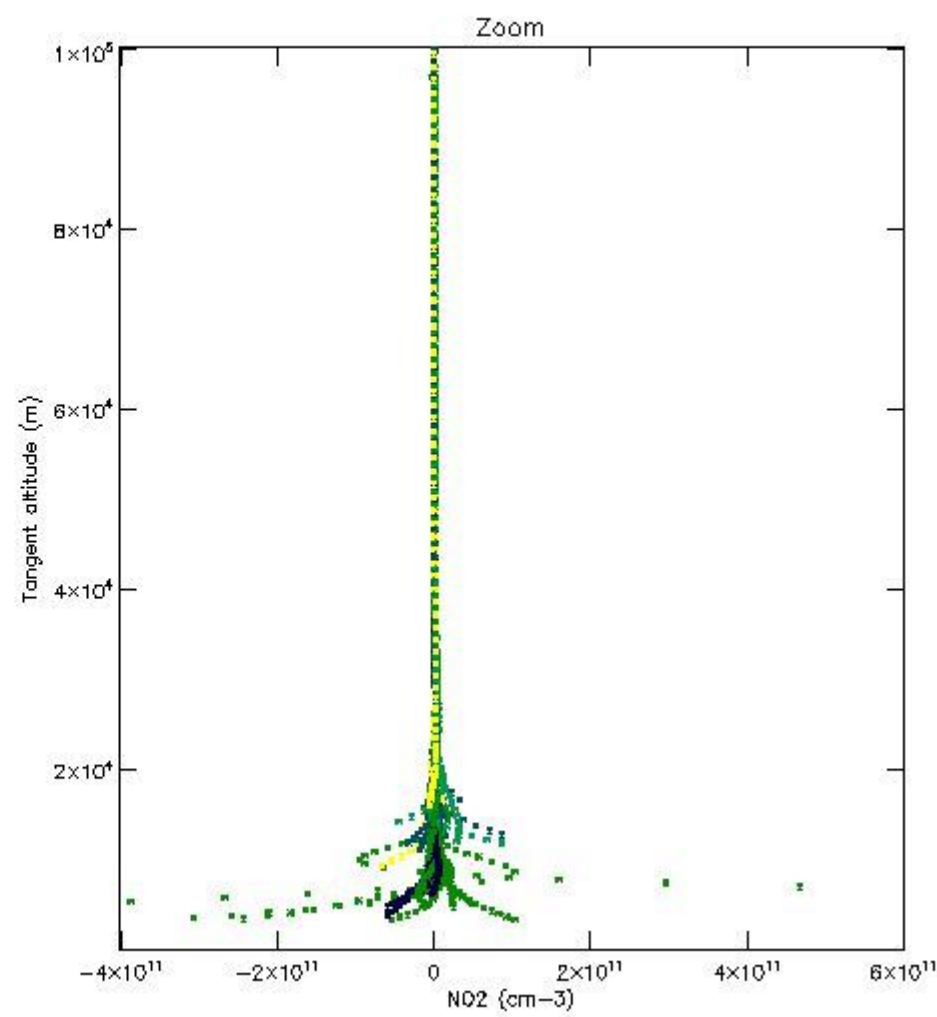
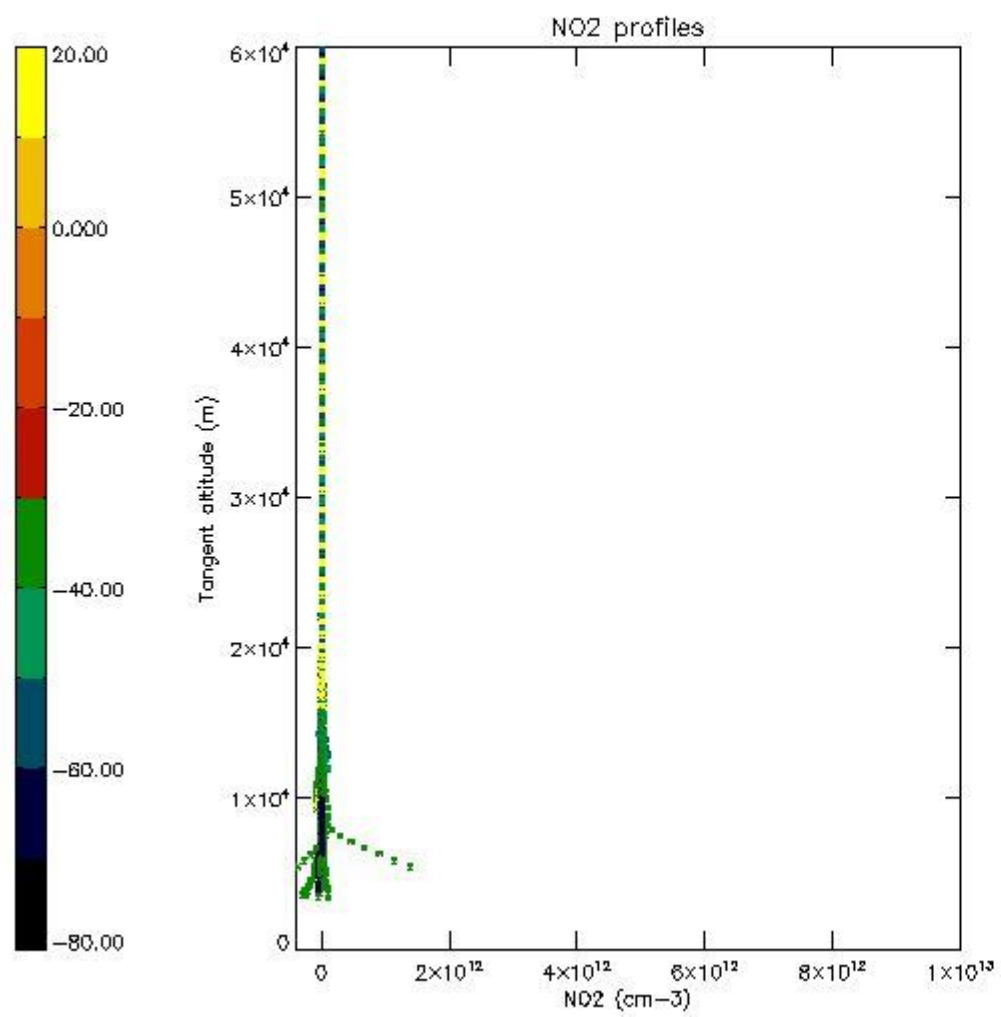
5.5 Plot ozone profiles where STD < 5% (dark without errors)

The colorbar represents the latitude.



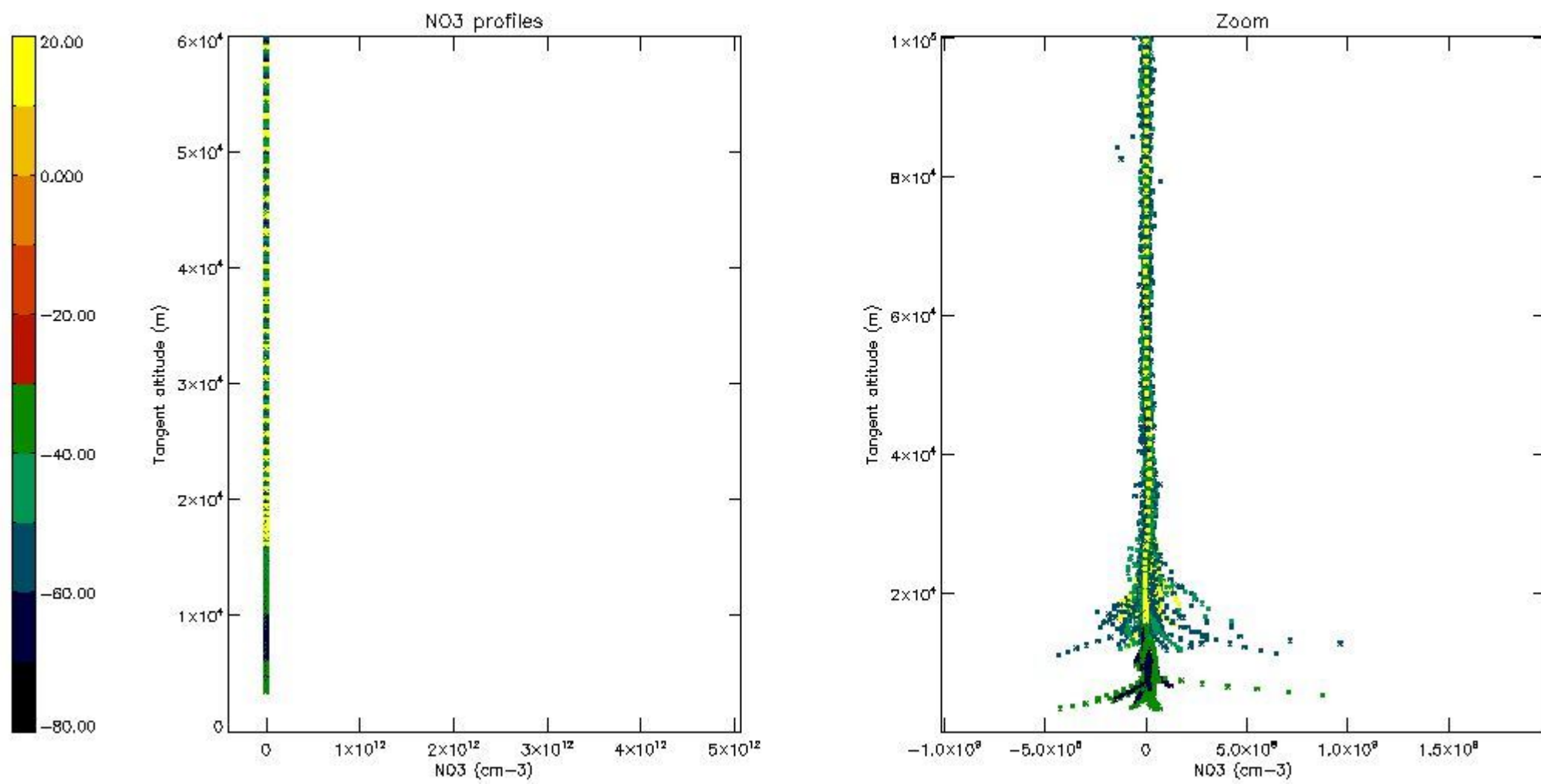
5.6 Plot NO₂ profiles for all STD (dark without errors)

The colorbar represents the latitude.



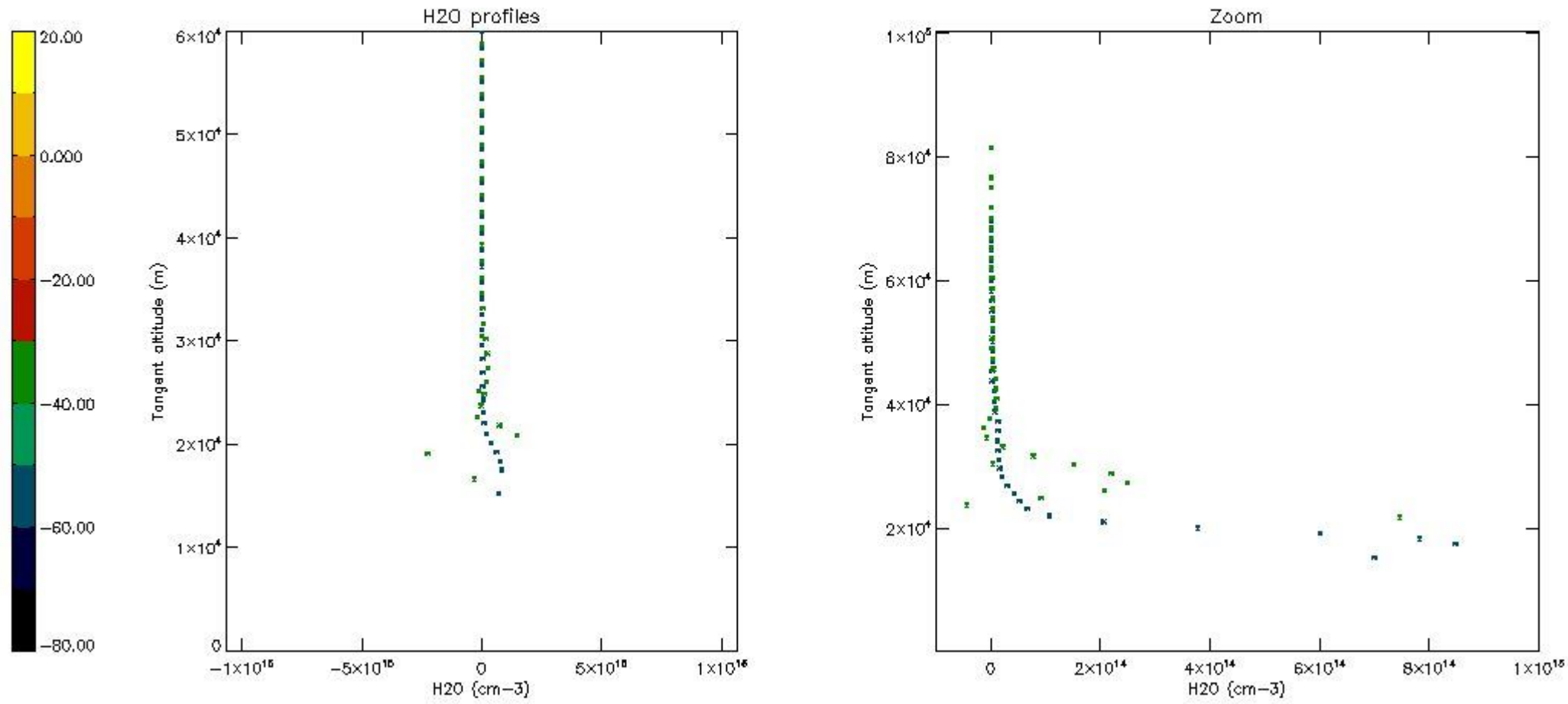
5.7 Plot NO3 profiles for all STD (dark without errors)

The colorbar represents the latitude.



5.8 Plot H2O profiles for all STD (only for occultations of stars 1,2,3,4,13,14,16,26,63 dark without errors)

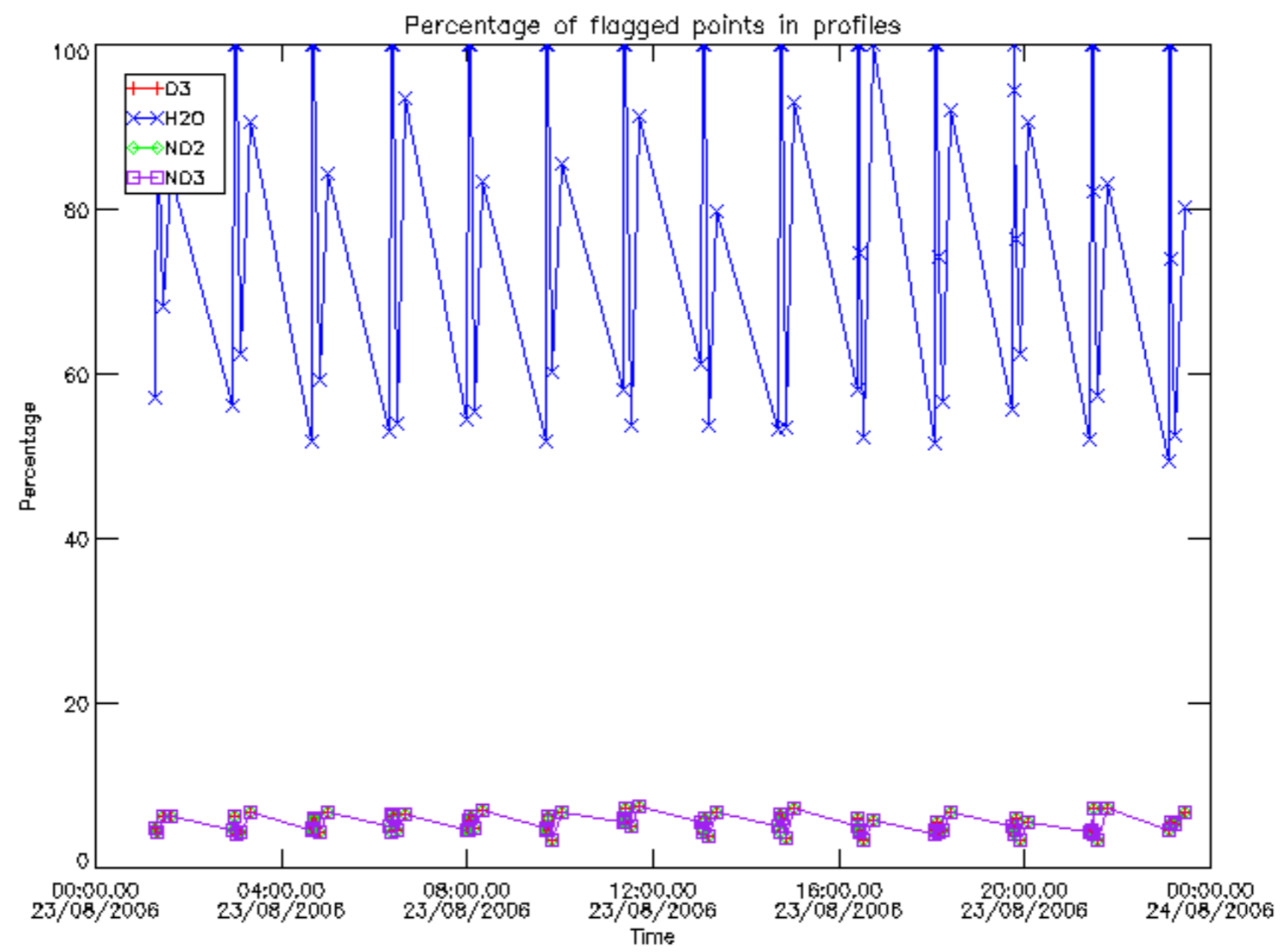
The colorbar represents the latitude.



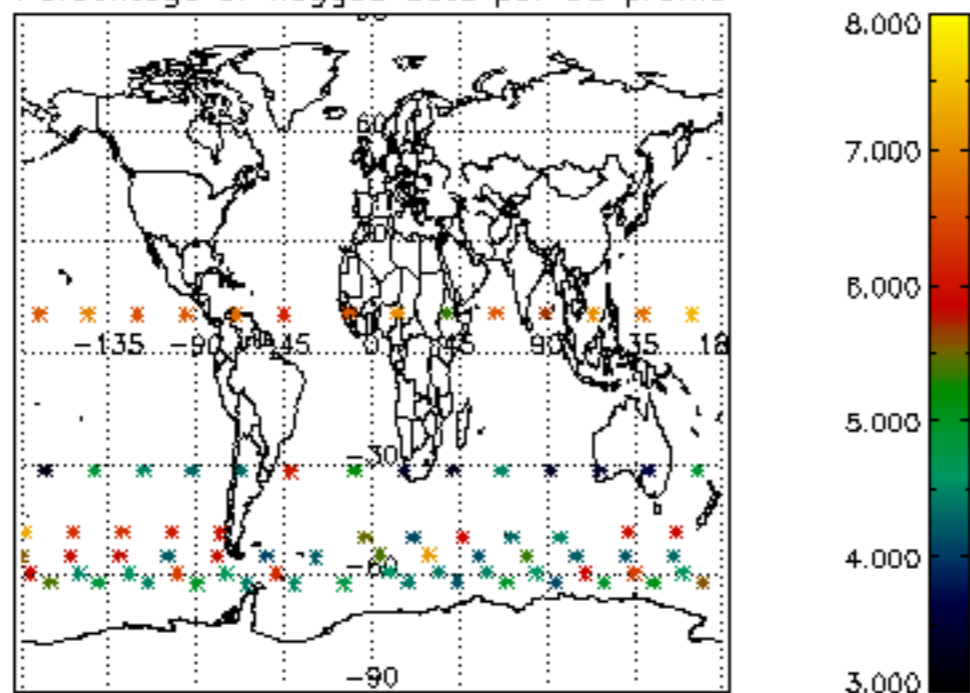
6. Auxiliary Data Files used for the production reported in section 2

The number reported in the third column indicates since which file (see list in section 2) the corresponding auxiliary file has been used. The fourth column is the date of those product files.

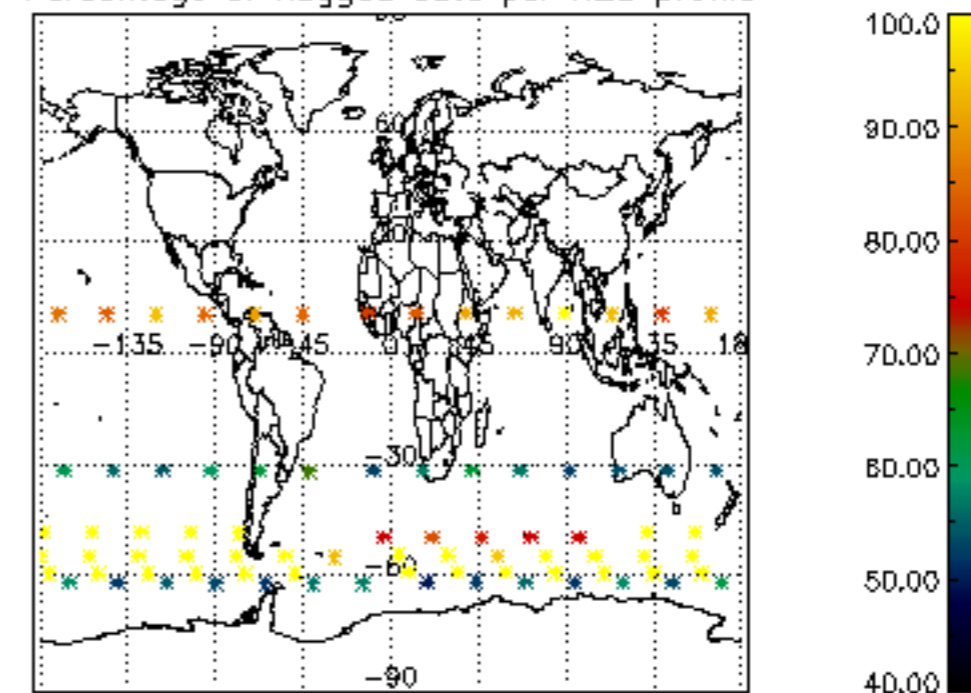
Type	Auxiliary Filename	Used since product	Used since product date
INST_PHYS_CHARACTERISTICS	GOM_INS_AXVIEC20091111_143220_20030716_120000_20500101_000000	1	23-AUG-2006 00:02:49
LEVEL-2_PROC_CONFIG	GOM_PR2_AXVIEC20091111_152718_20020301_000000_20500101_000000	1	23-AUG-2006 00:02:49
CROSS_SECTIONS_FILE	GOM_CRS_AXVIEC20091111_154832_20020301_000000_20500101_000000	1	23-AUG-2006 00:02:49



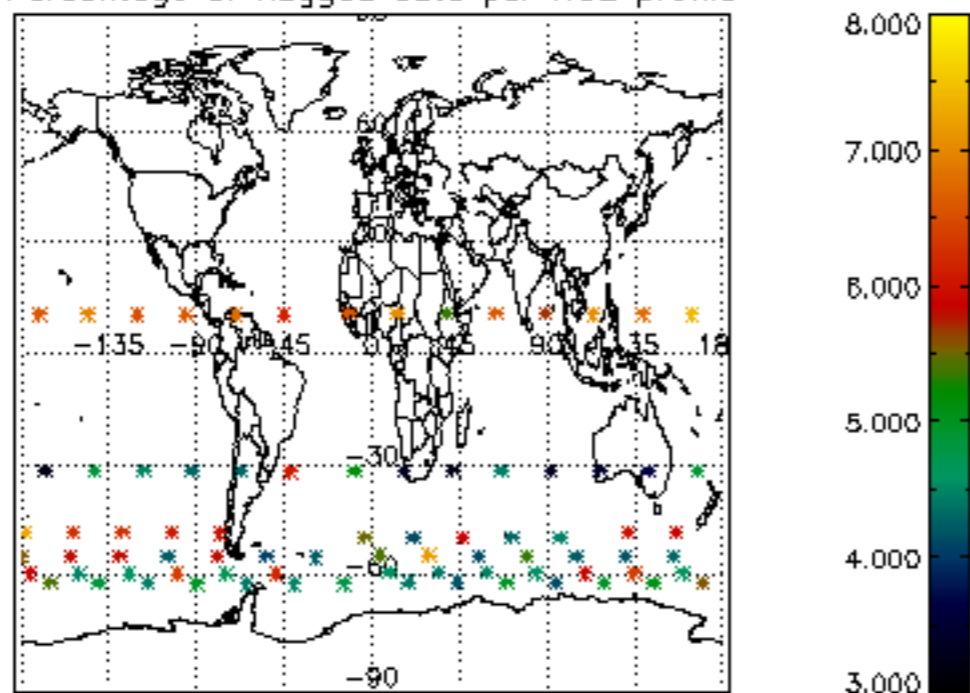
Percentage of flagged data per D3 profile



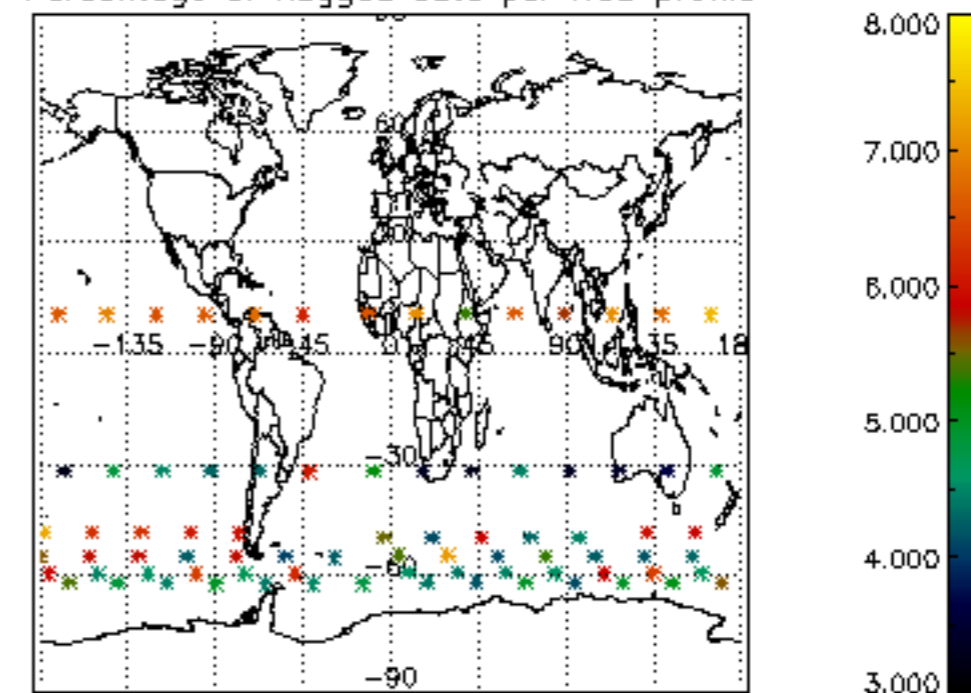
Percentage of flagged data per H2O profile

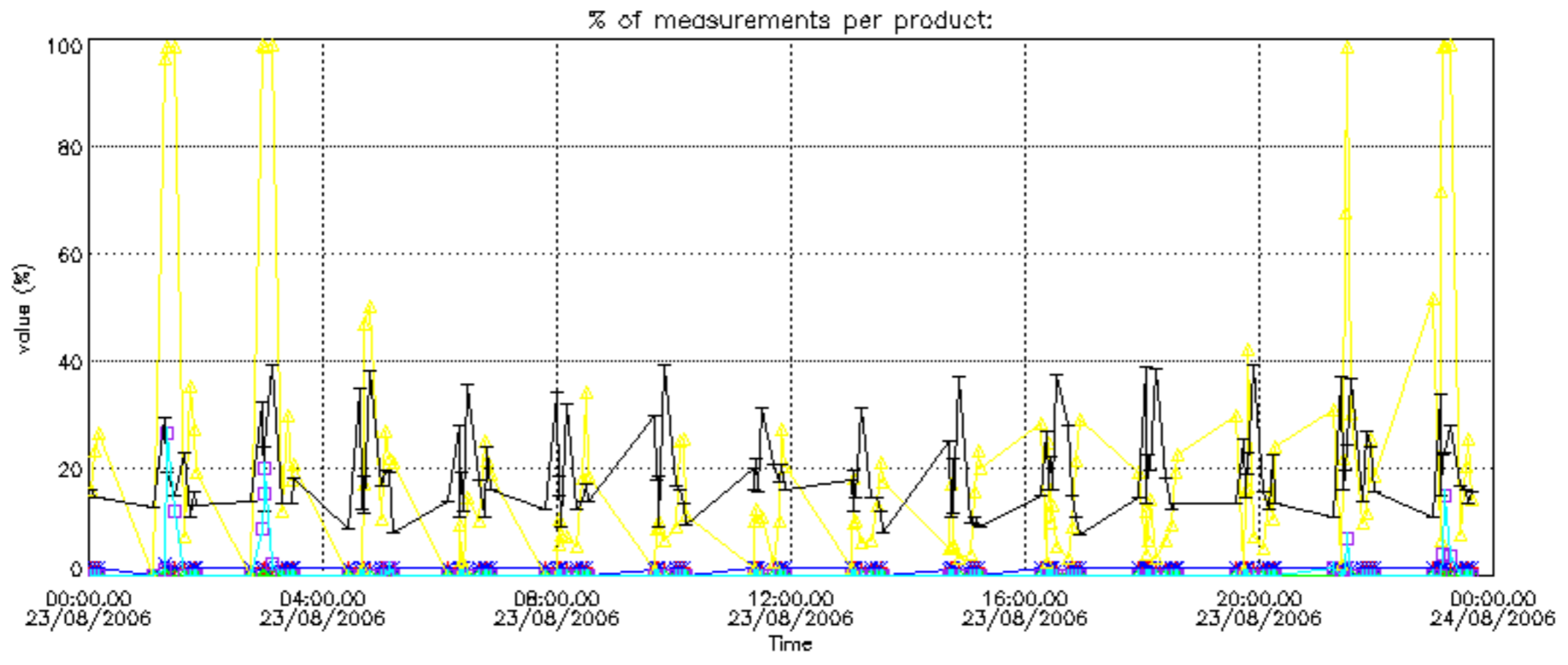


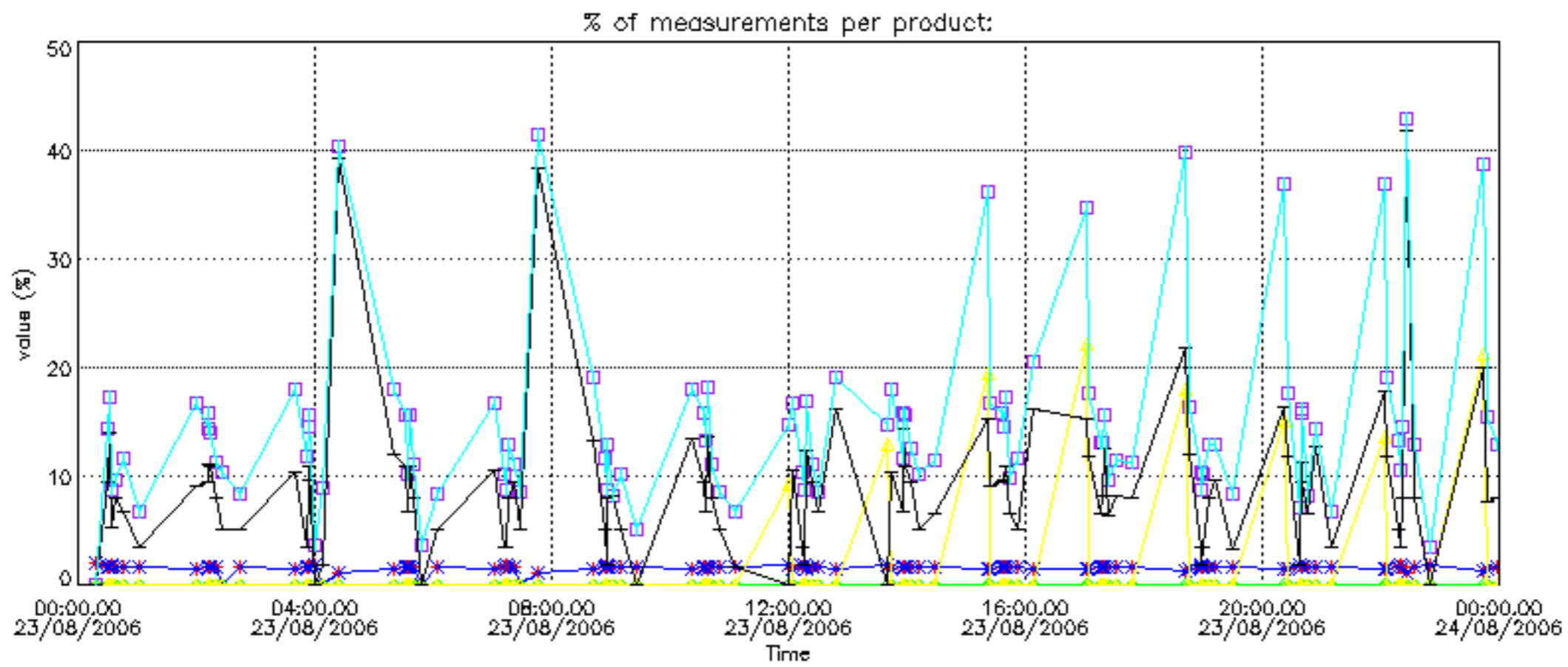
Percentage of flagged data per NO2 profile



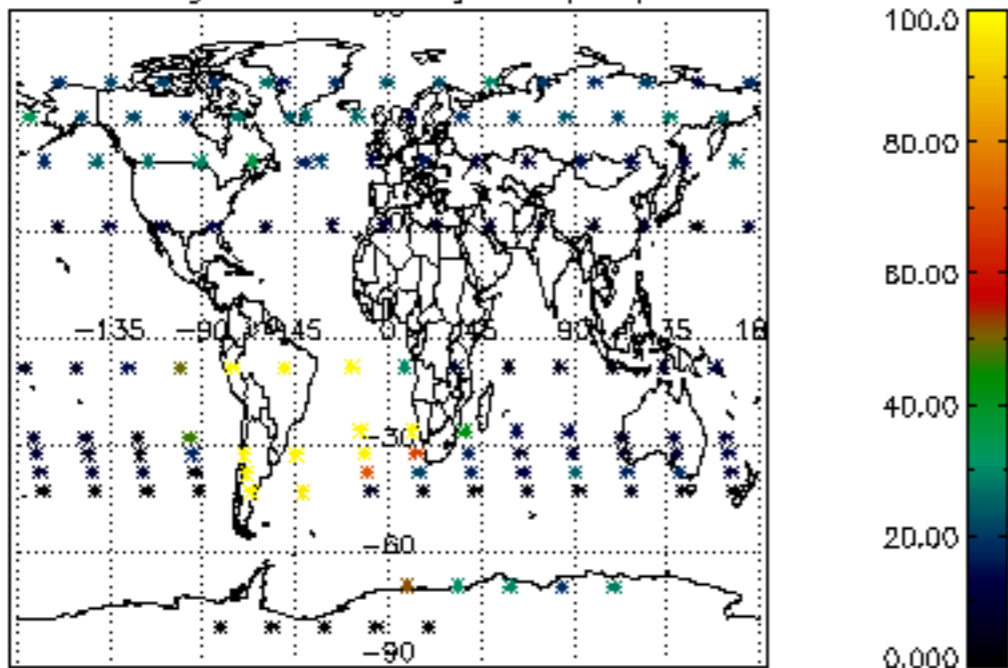
Percentage of flagged data per NO3 profile



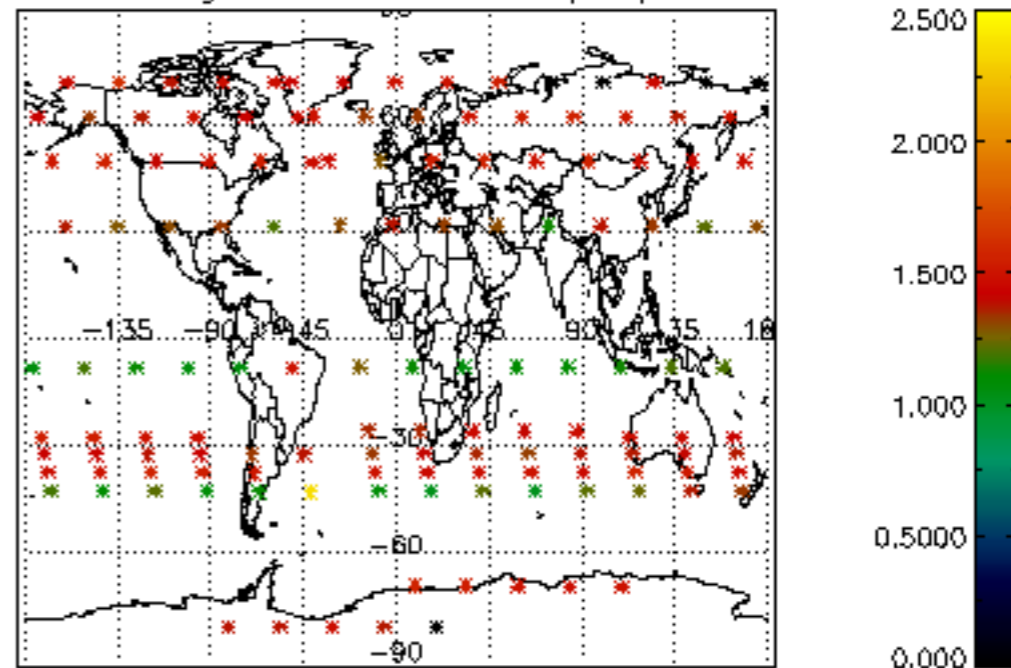




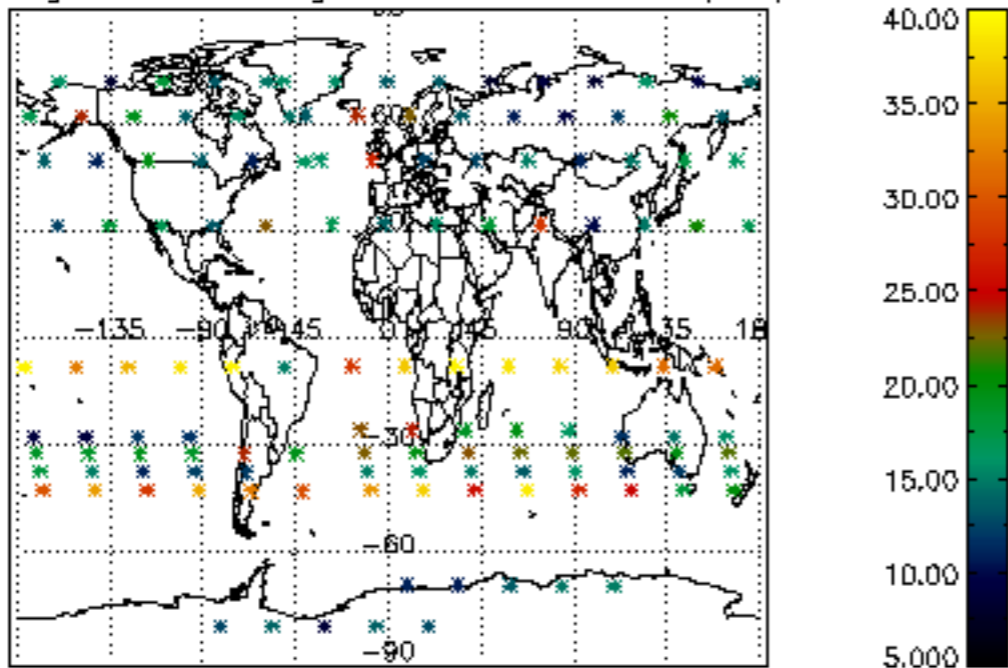
Percentage of cosmic ray hits per profile



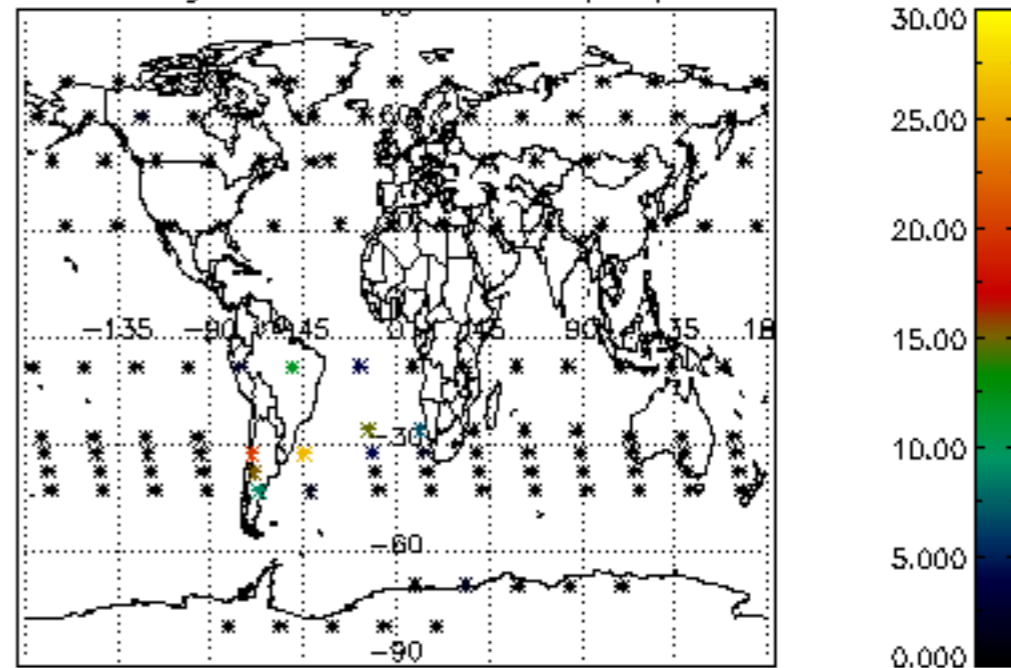
Percentage of datation errors per profile



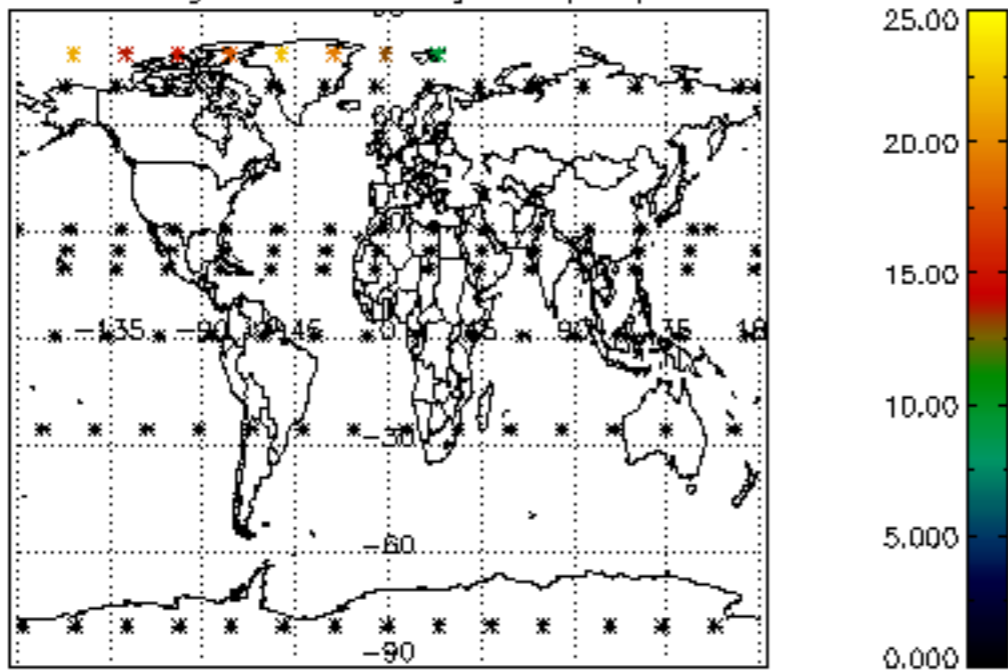
Percentage of star falling outside central band per profile



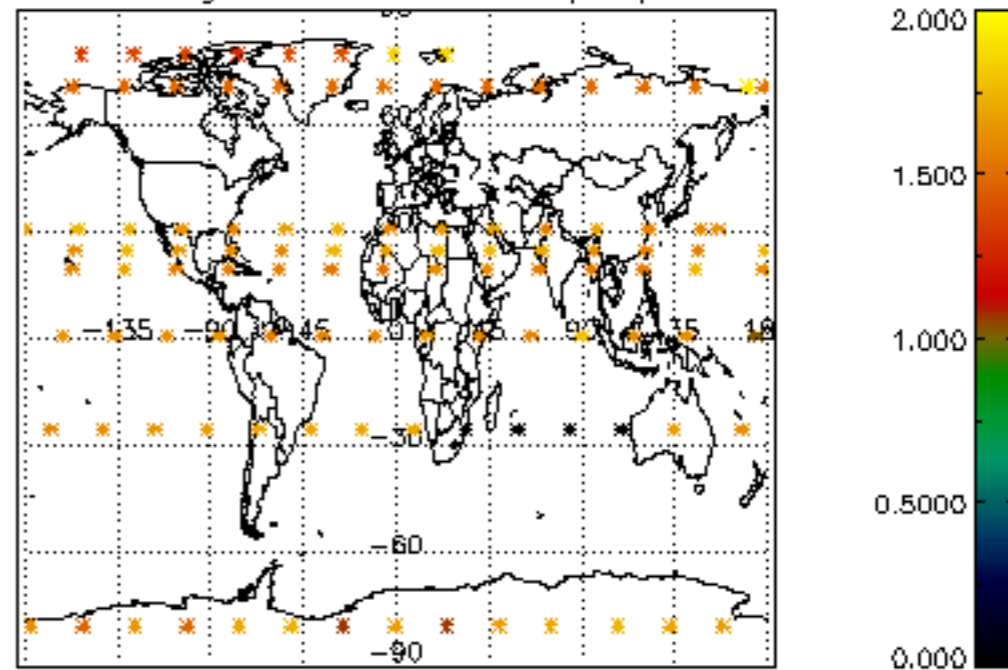
Percentage of saturation errors per profile



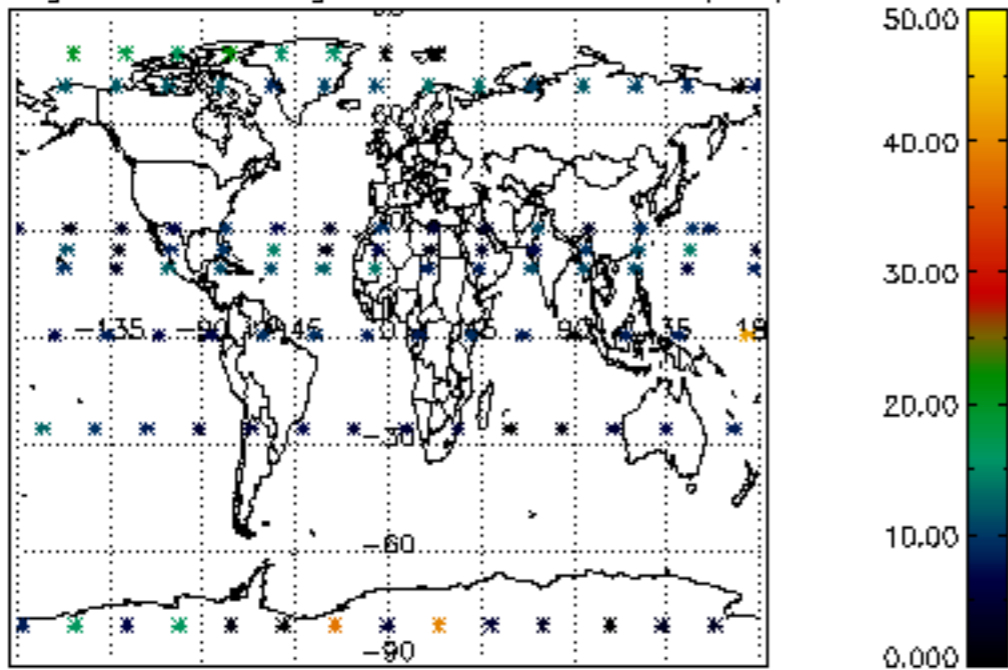
Percentage of cosmic ray hits per profile



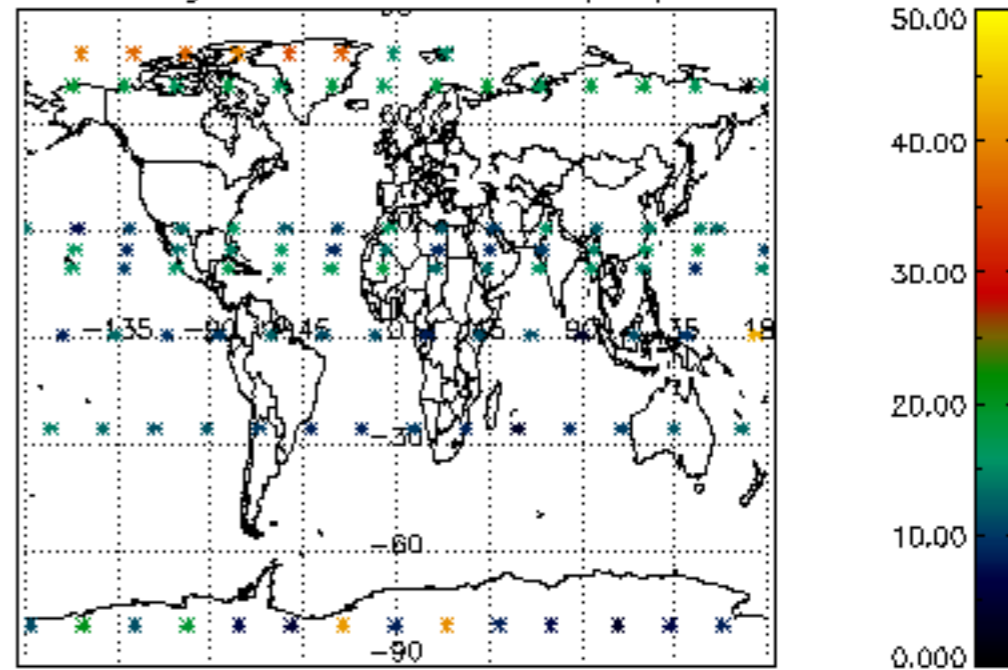
Percentage of datation errors per profile

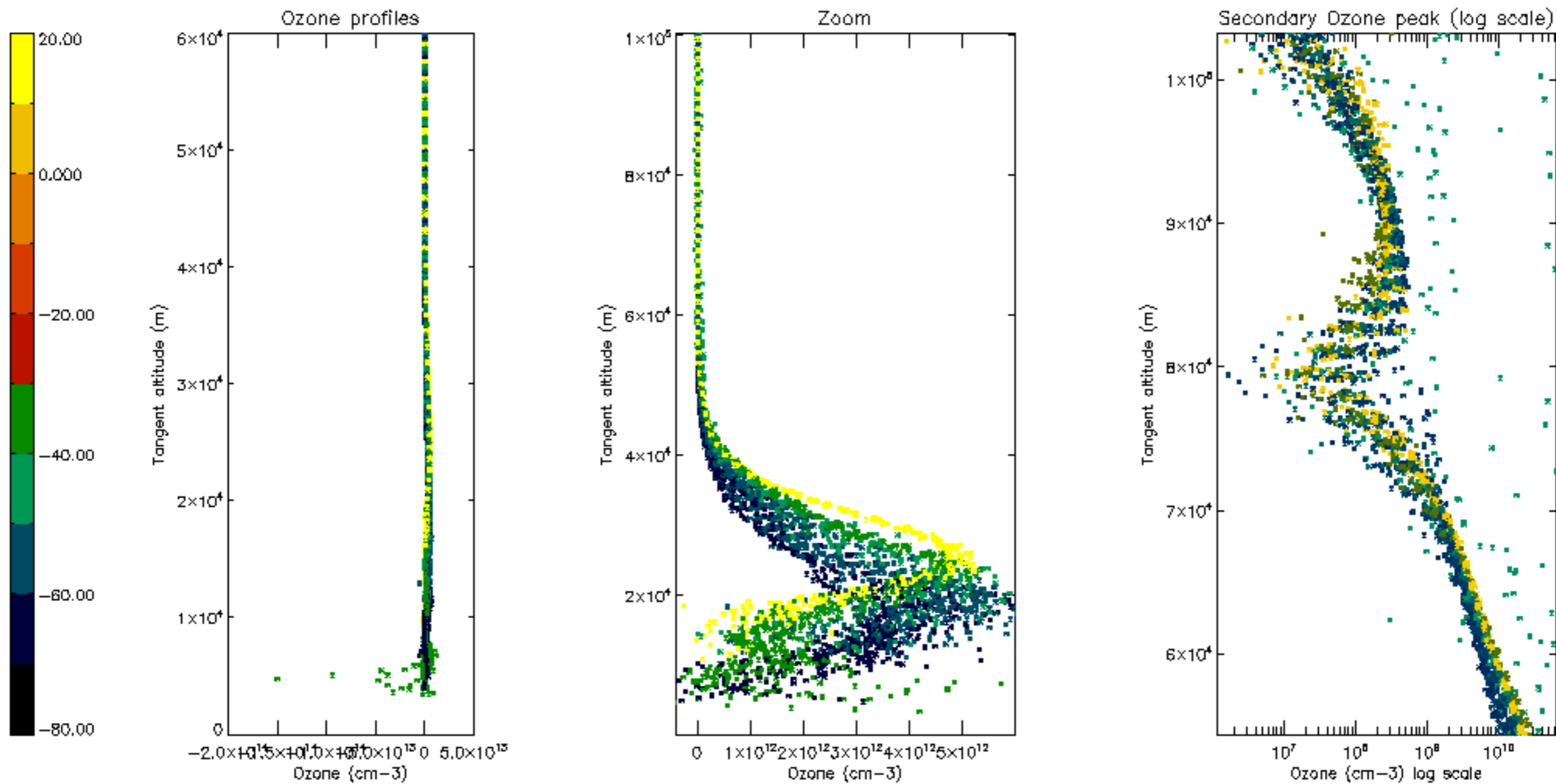


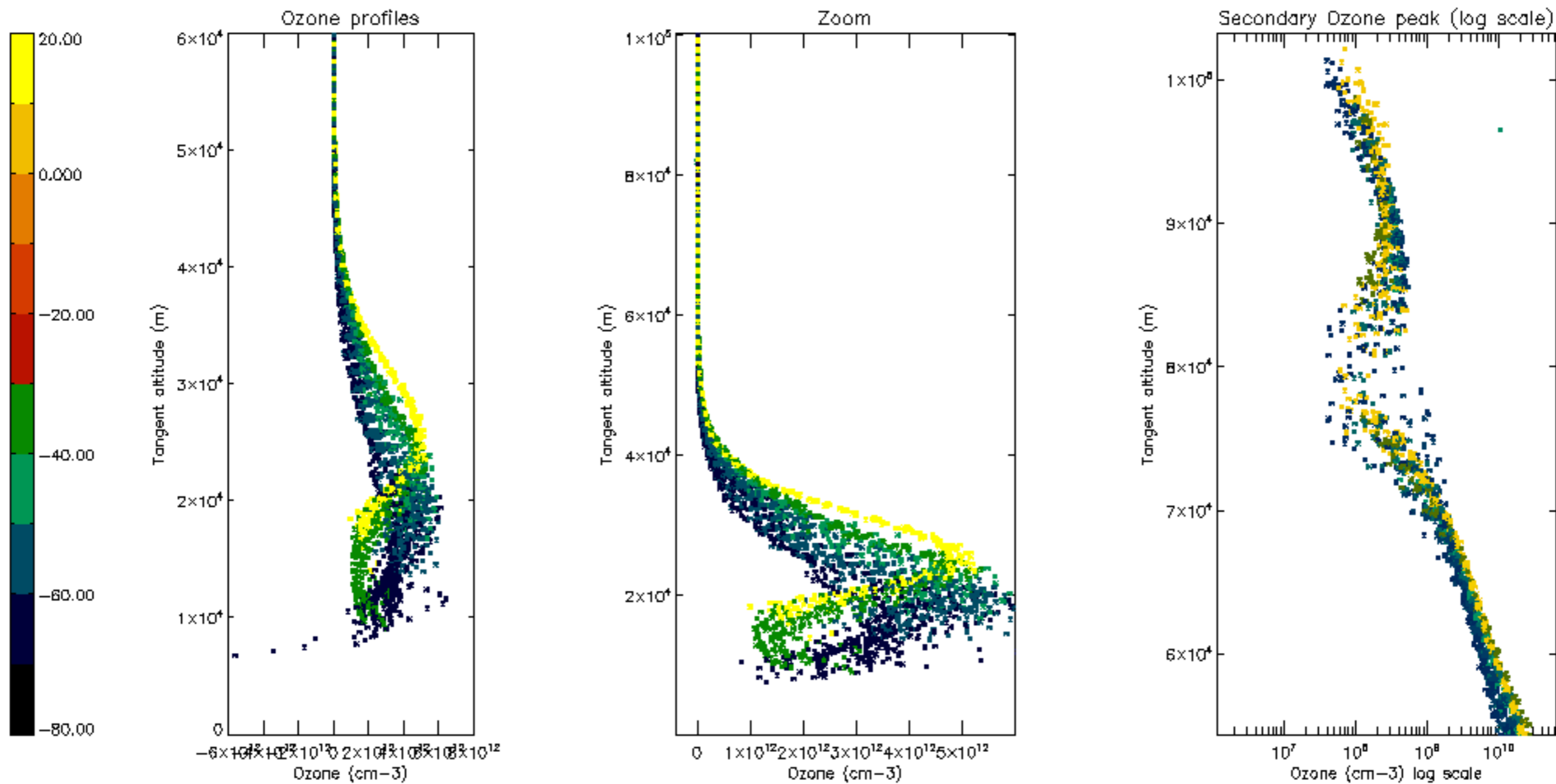
Percentage of star falling outside central band per profile

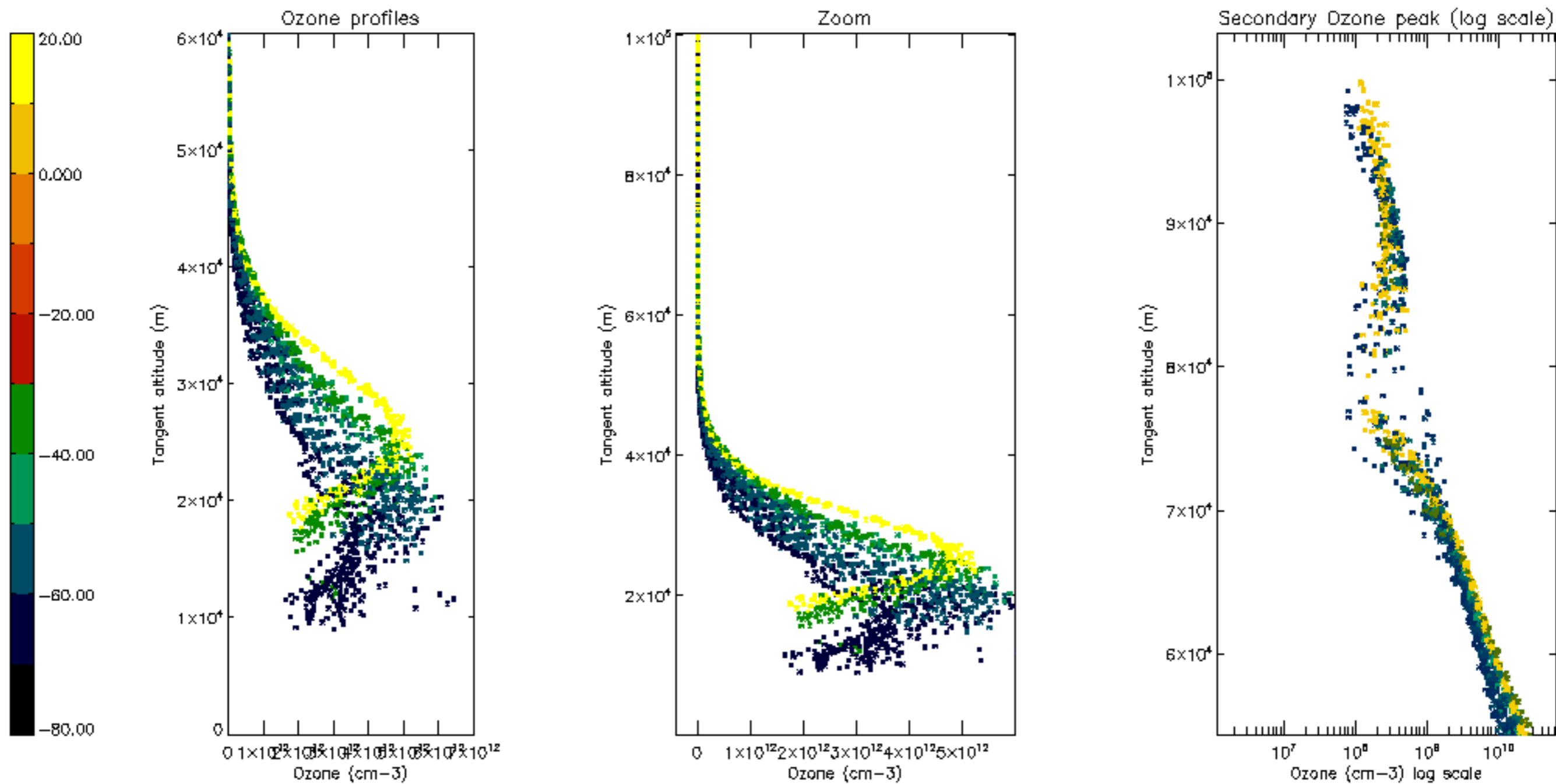


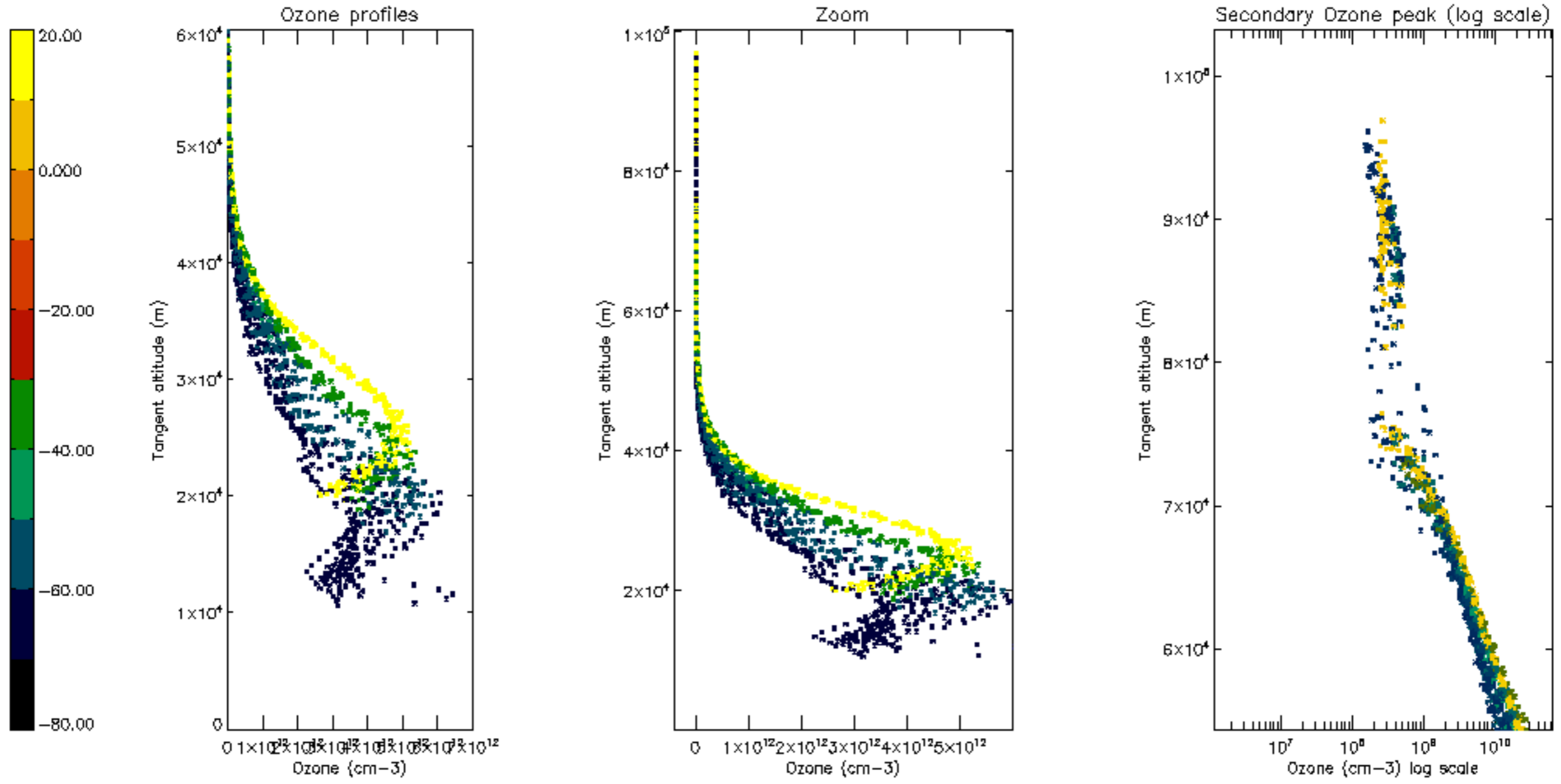
Percentage of saturation errors per profile

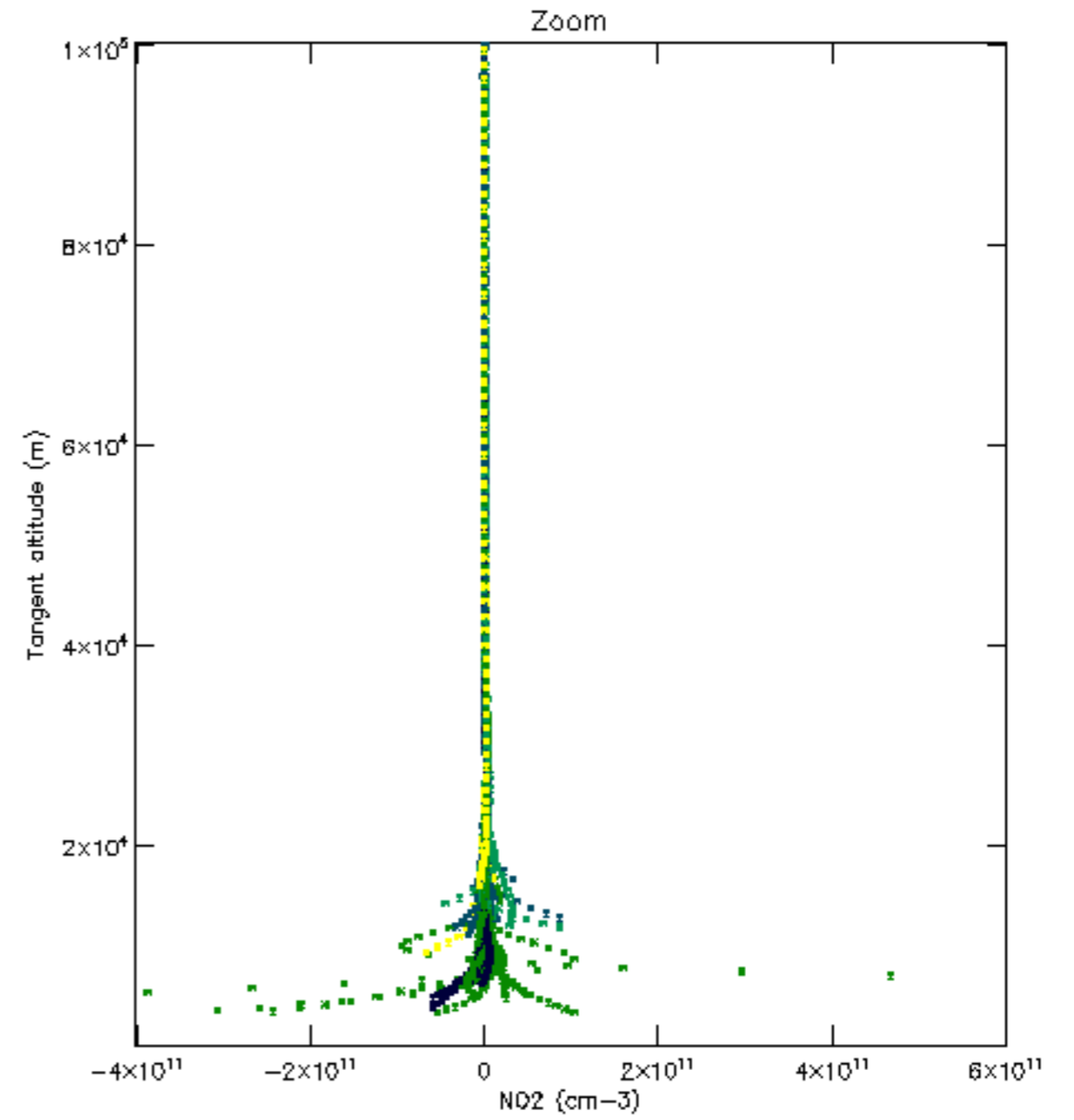
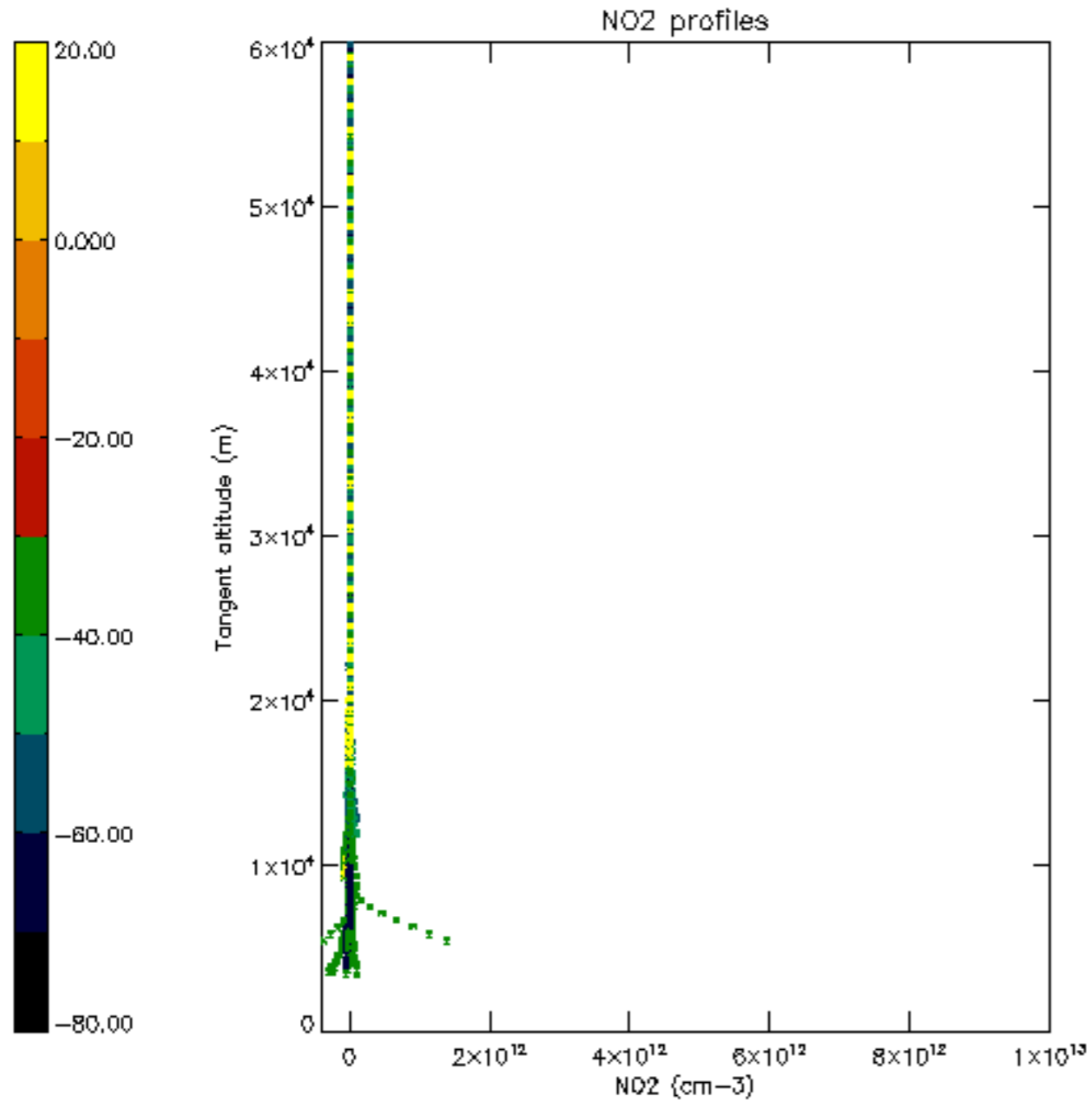


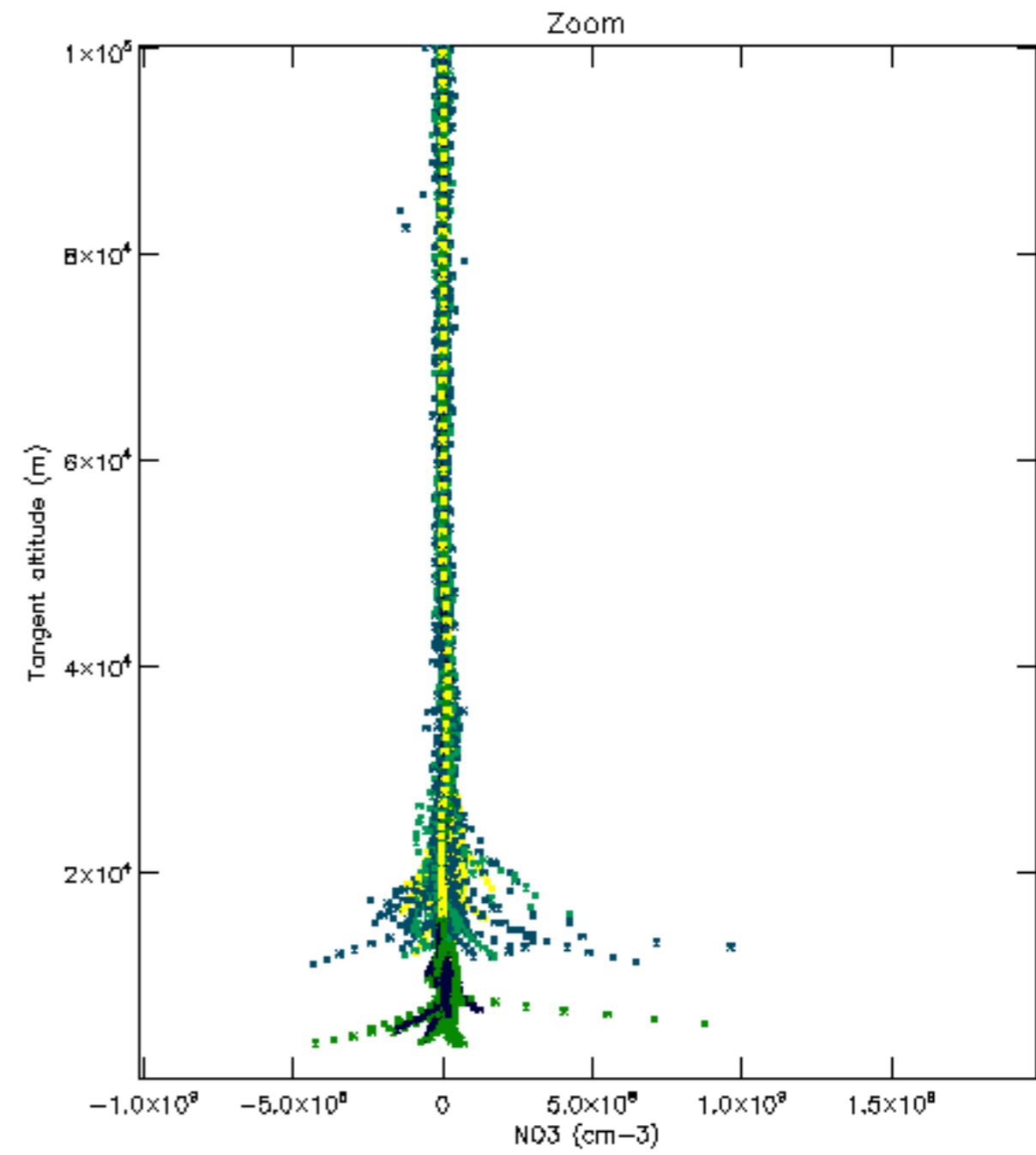
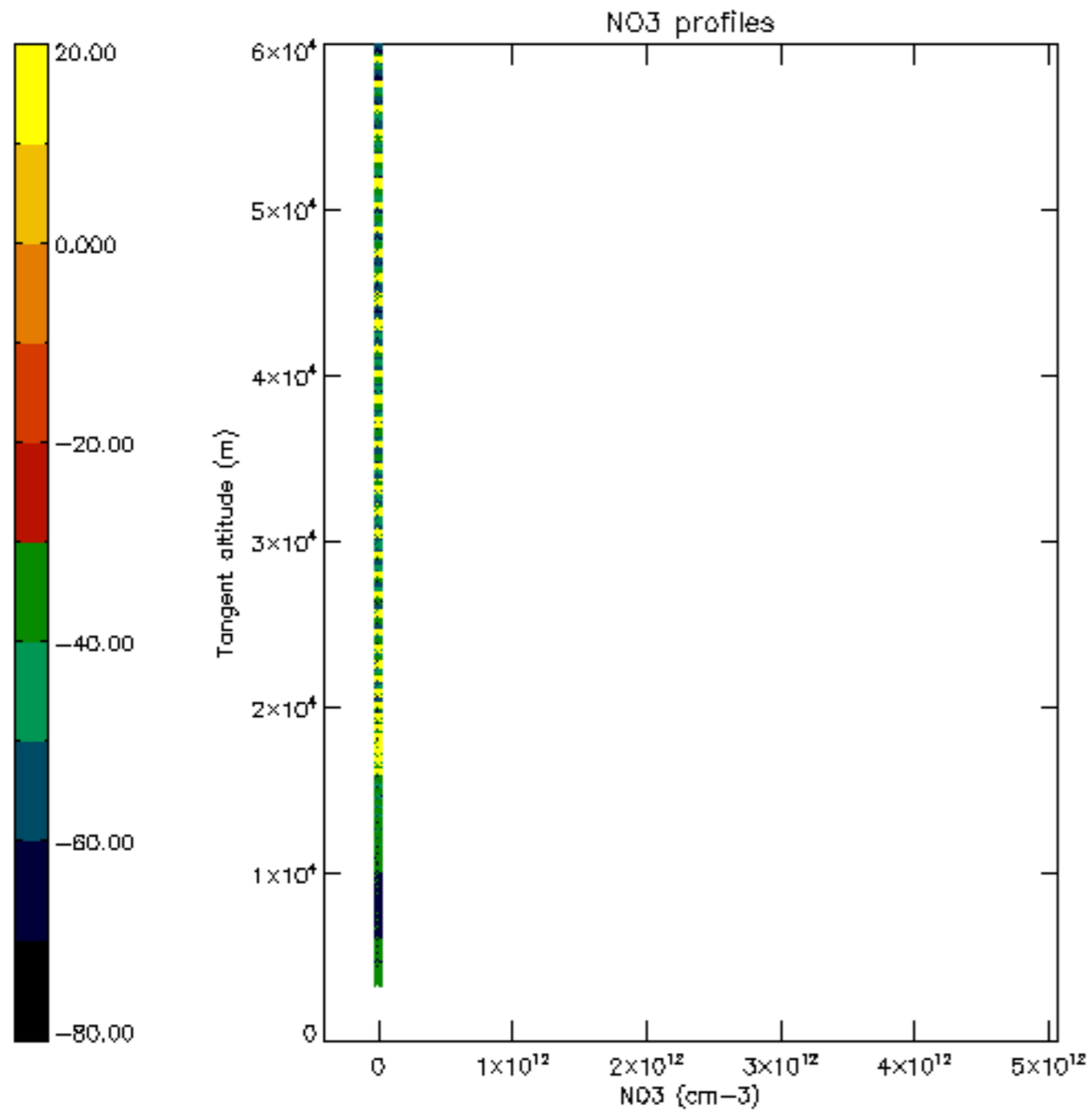


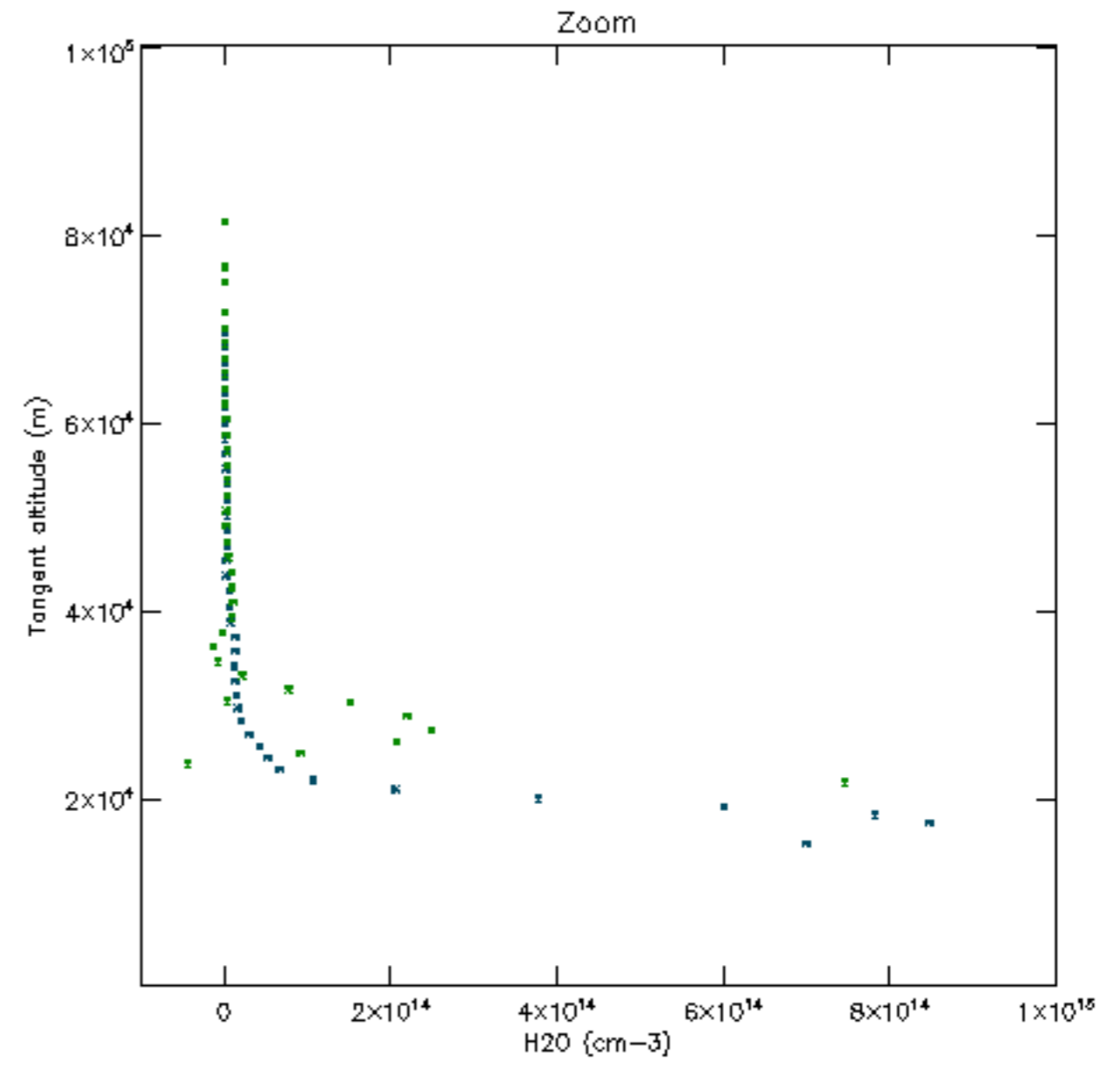
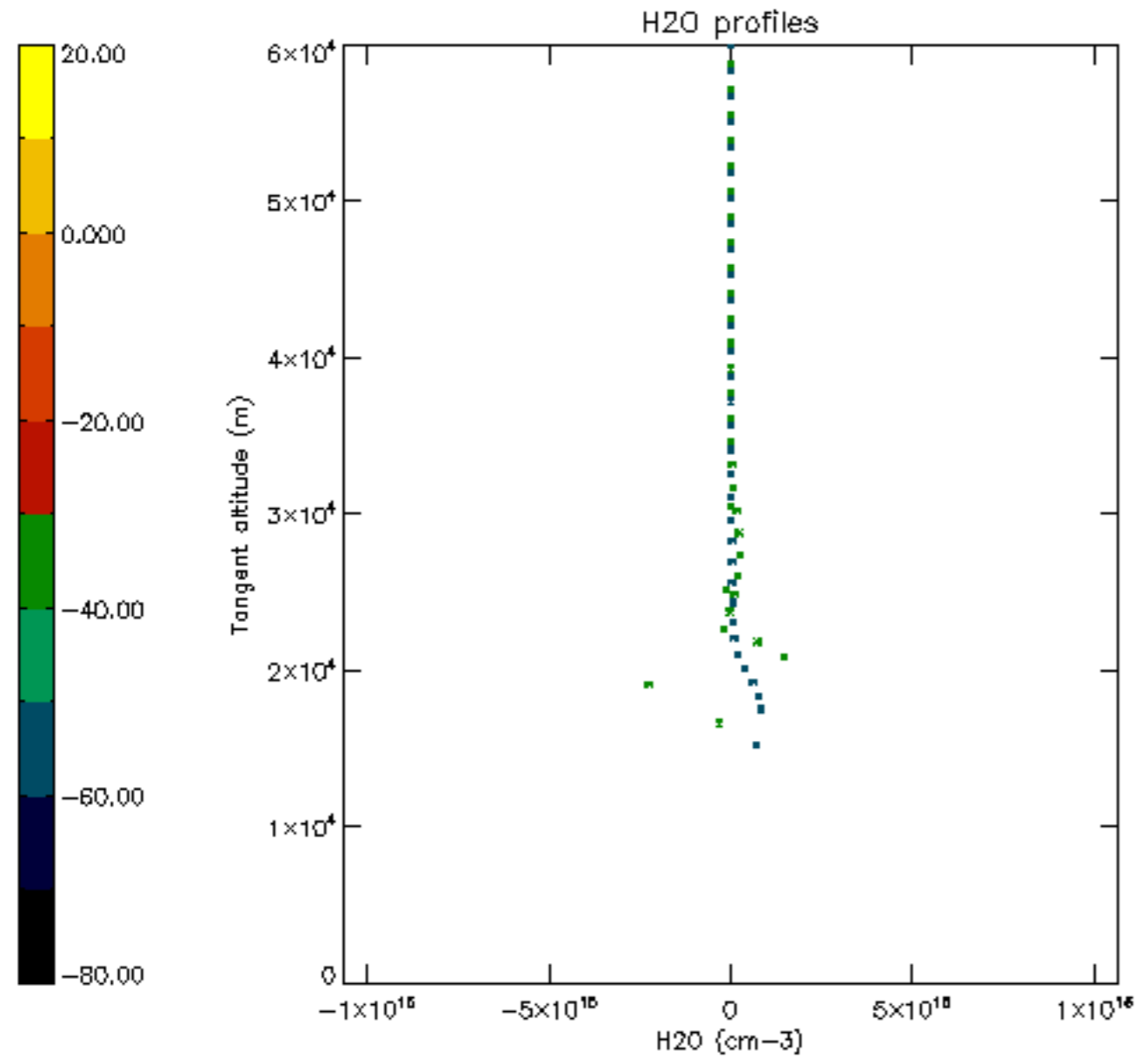


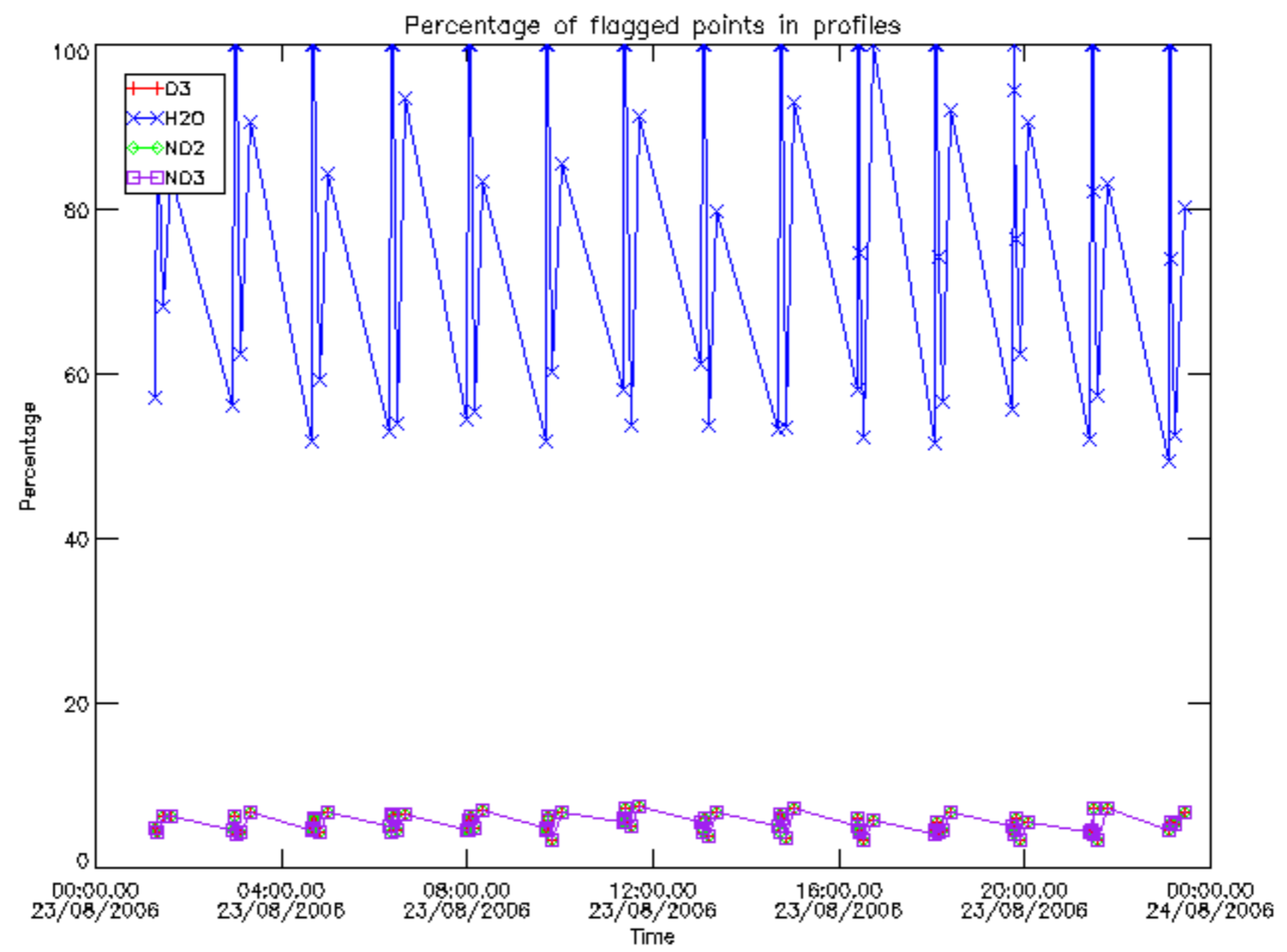




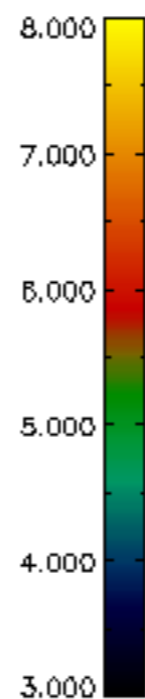
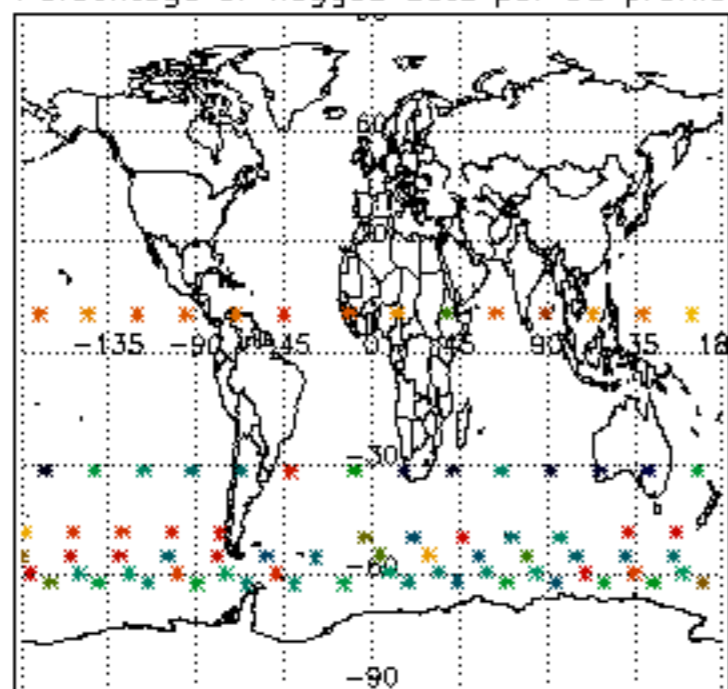




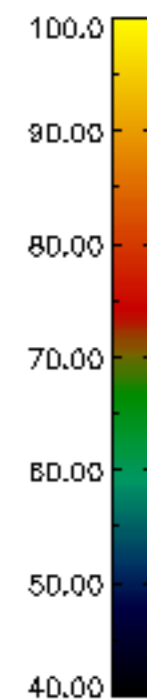
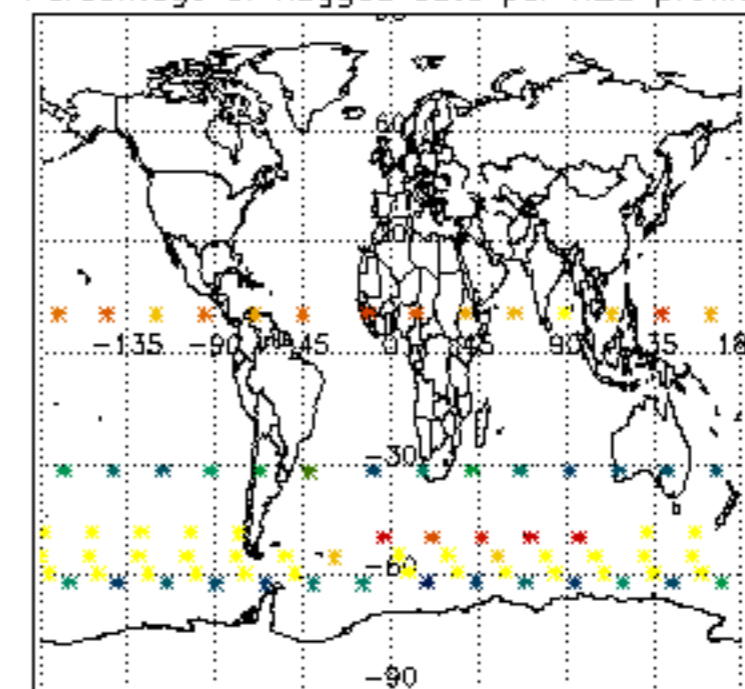




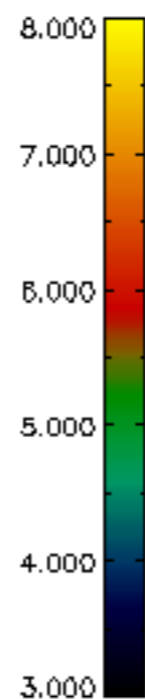
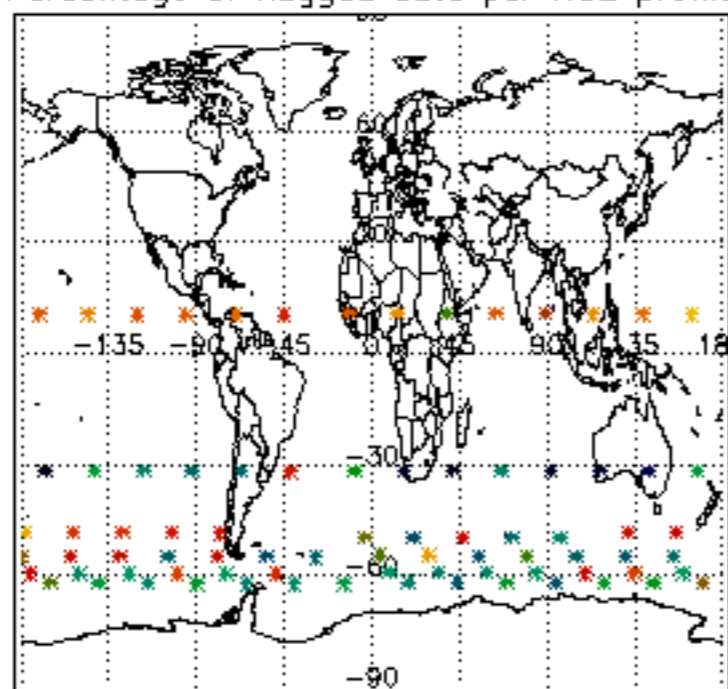
Percentage of flagged data per D3 profile



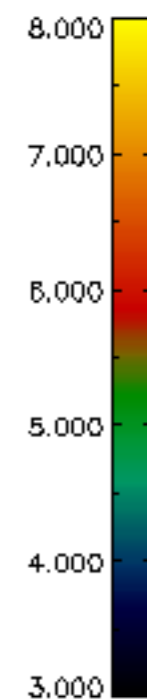
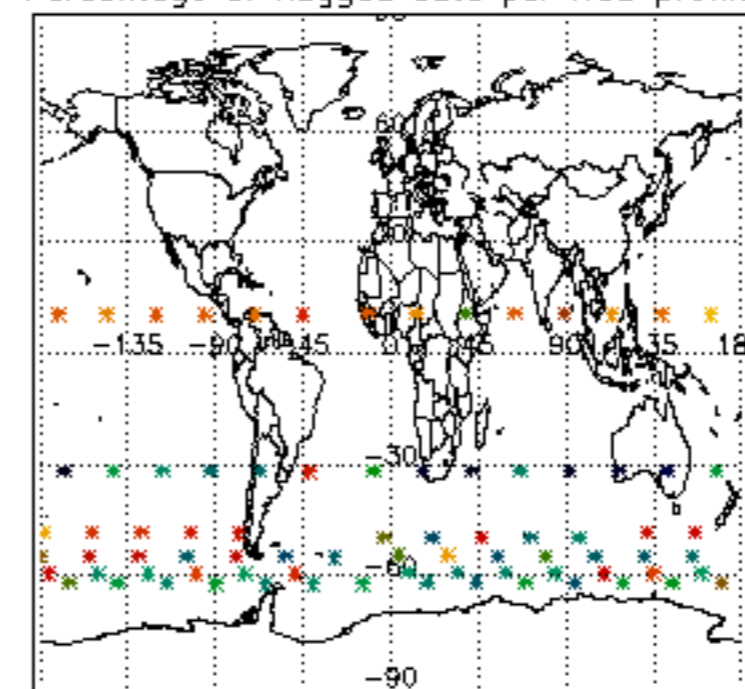
Percentage of flagged data per H2O profile

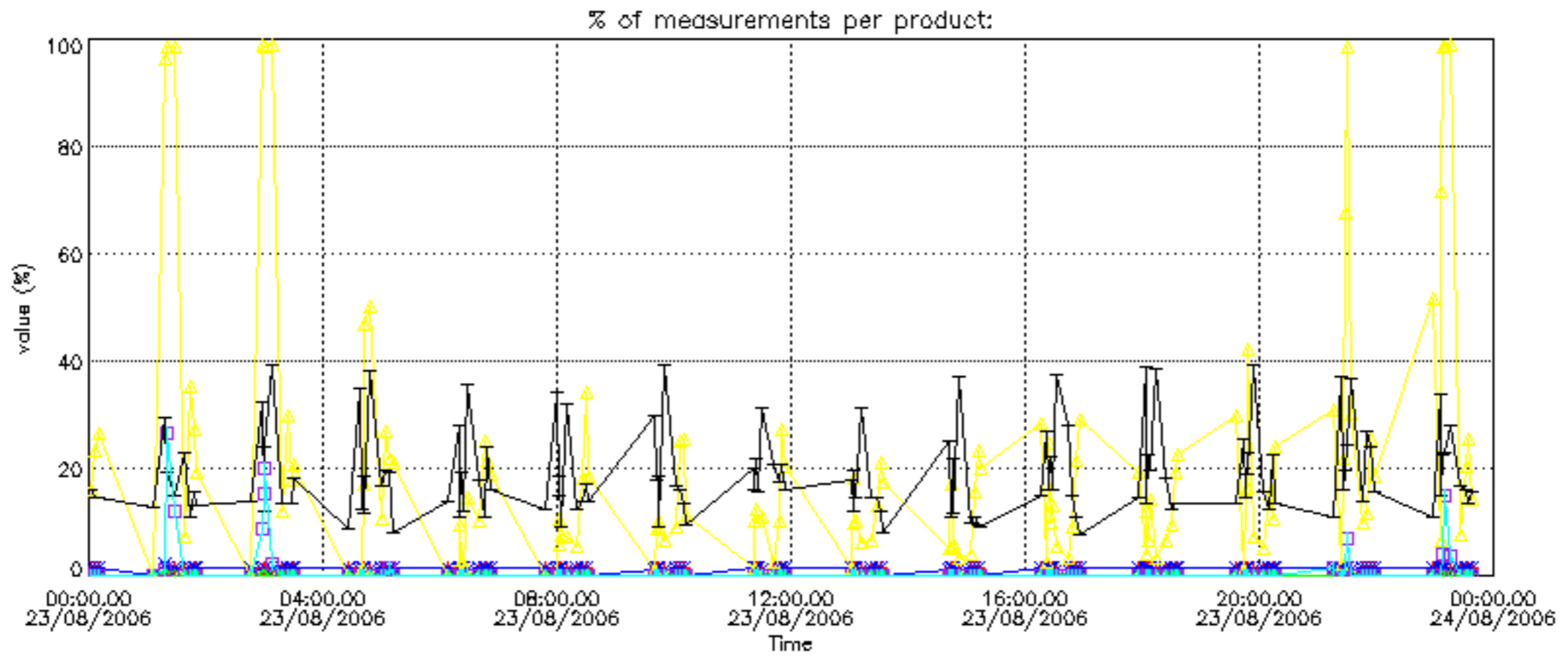


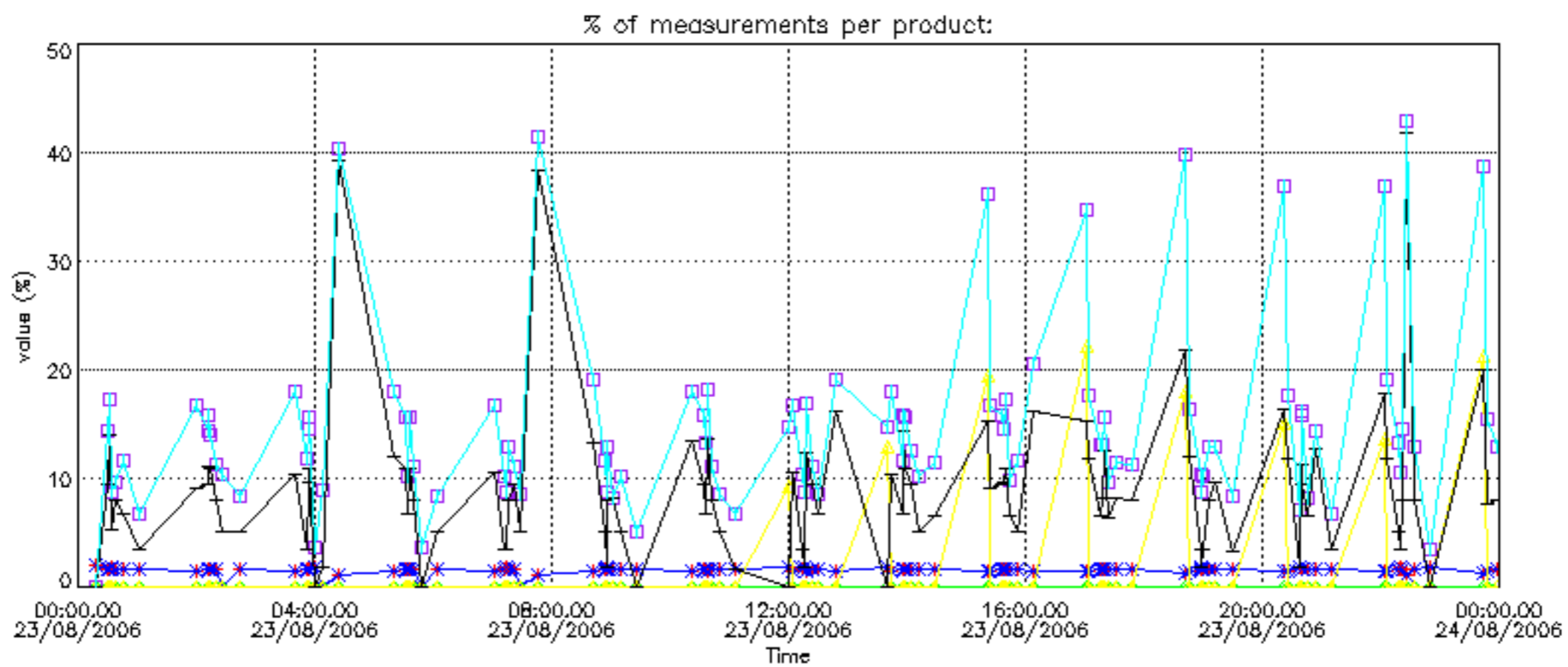
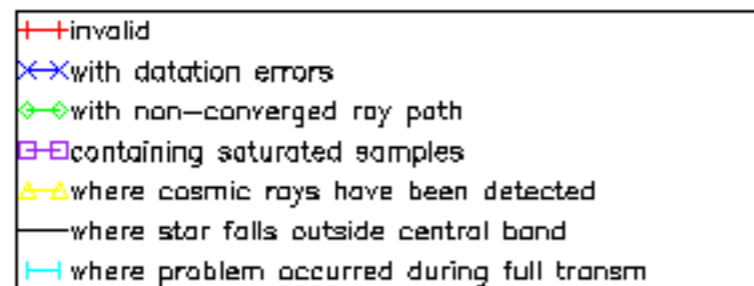
Percentage of flagged data per NO2 profile



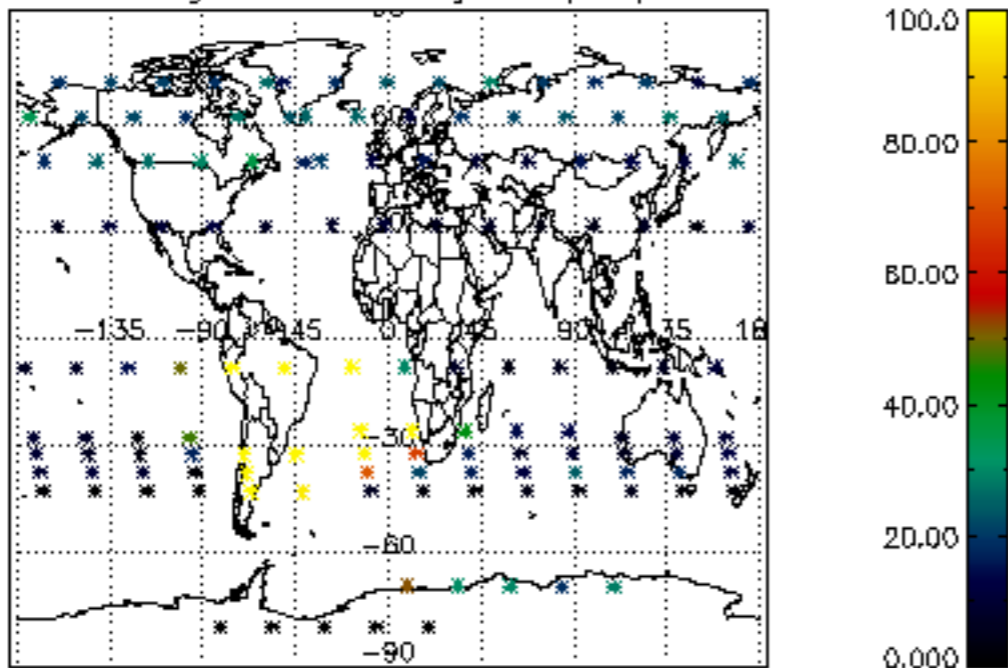
Percentage of flagged data per NO3 profile



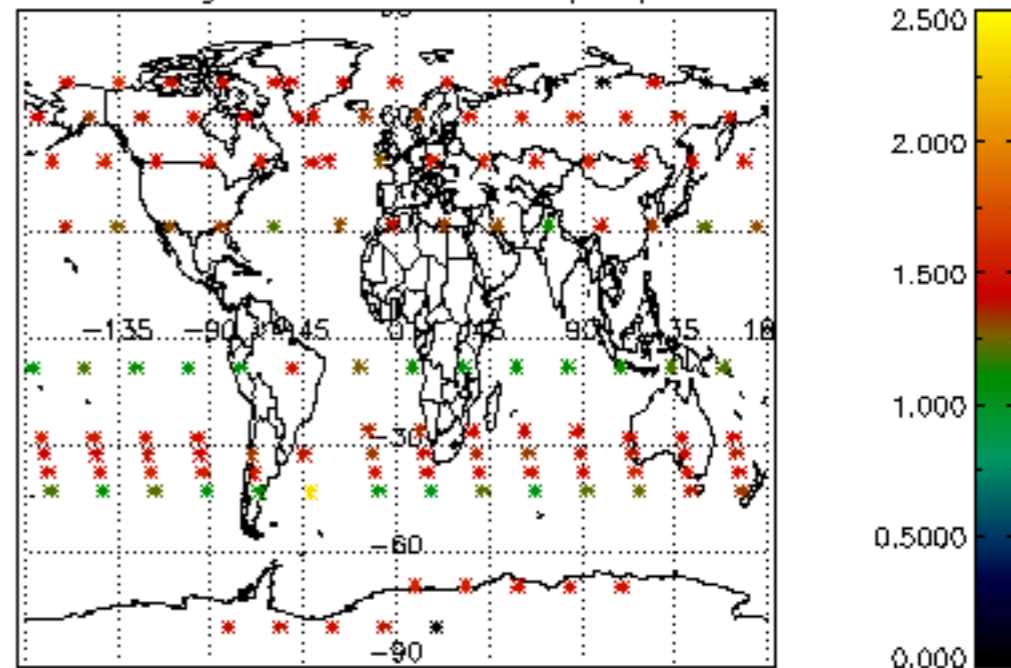




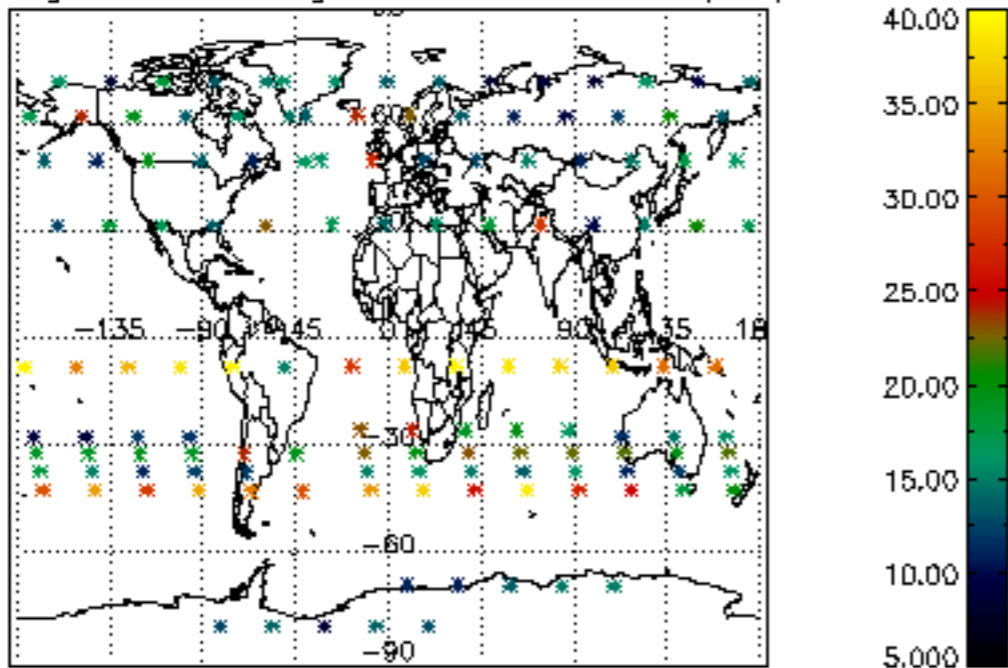
Percentage of cosmic ray hits per profile



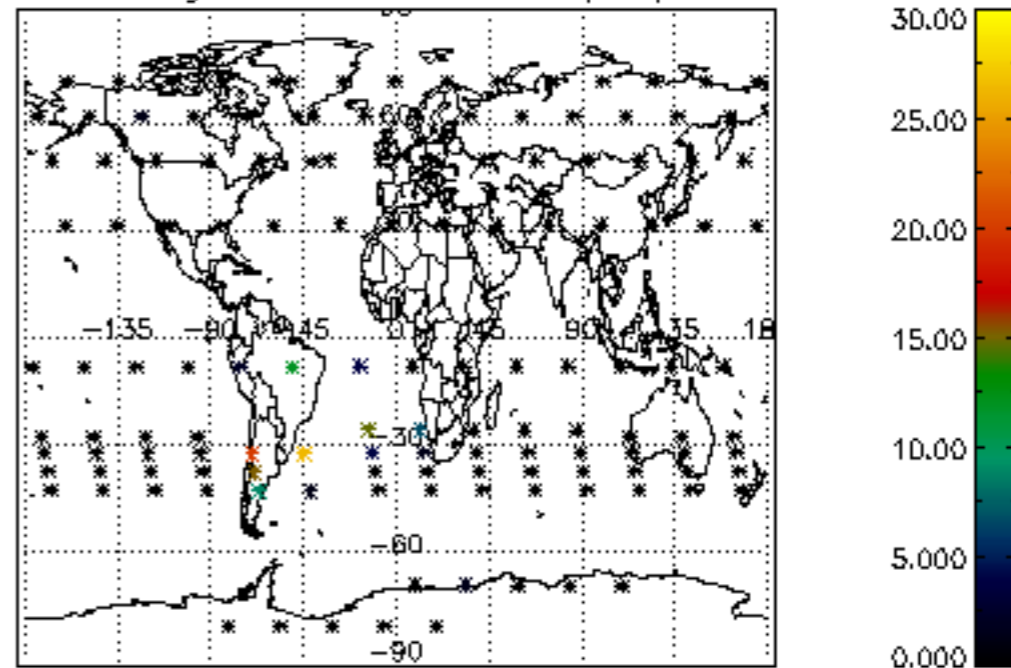
Percentage of datation errors per profile



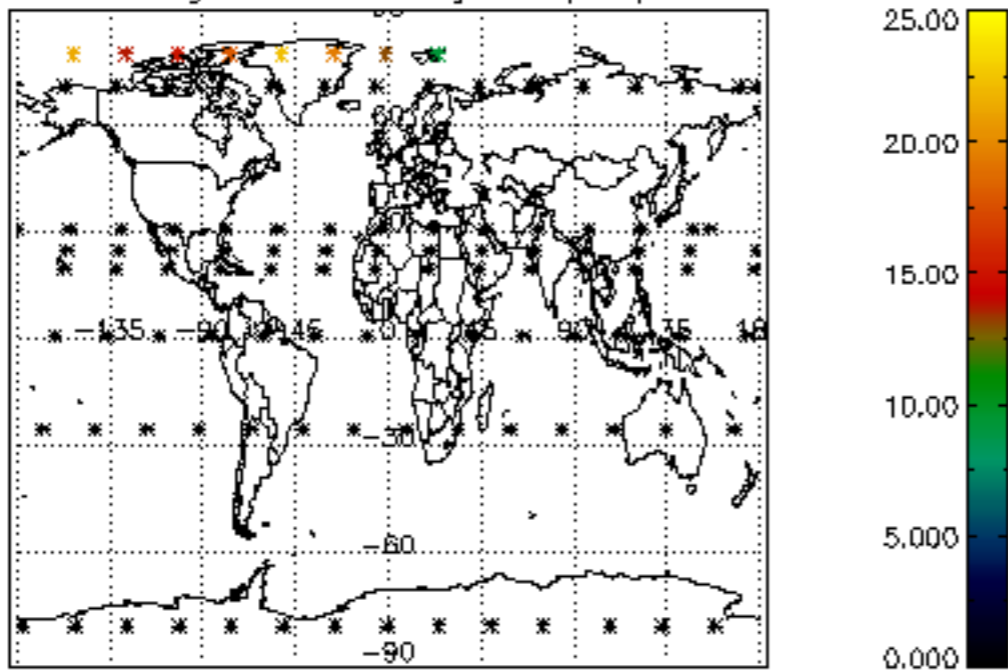
Percentage of star falling outside central band per profile



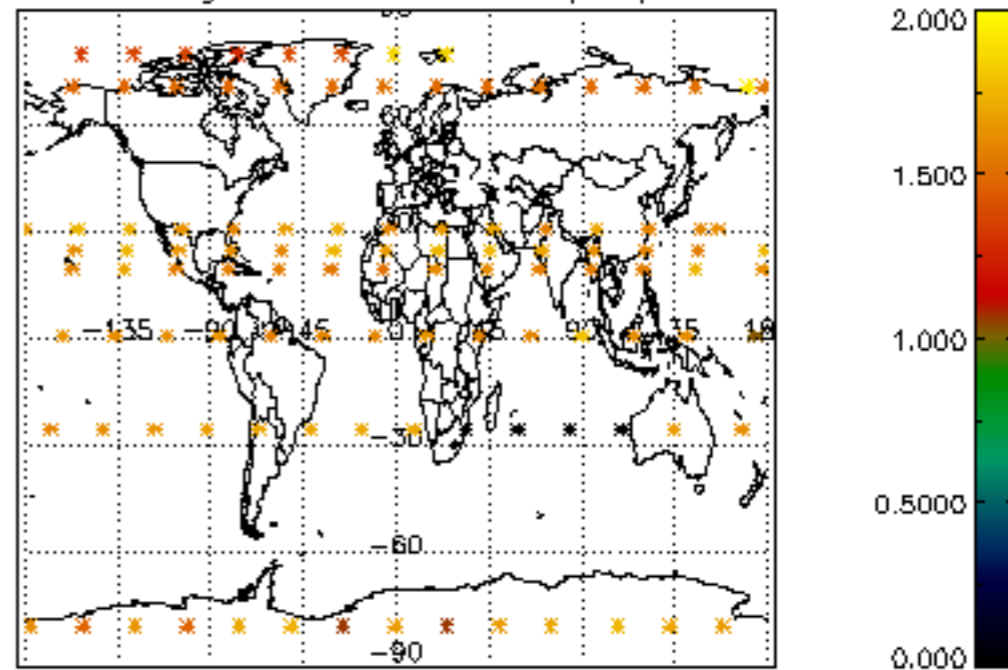
Percentage of saturation errors per profile



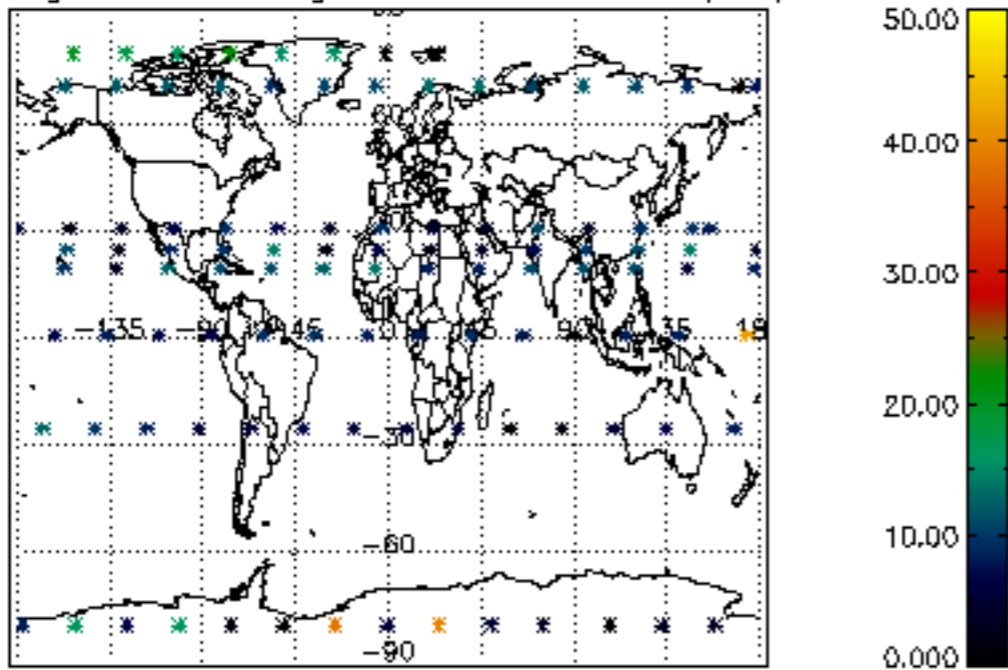
Percentage of cosmic ray hits per profile



Percentage of datation errors per profile



Percentage of star falling outside central band per profile



Percentage of saturation errors per profile

