

GOMOS Level 2 Daily Report

SUMMARY

[1. General Info](#)

[2. Summary of processed GOM_NL_2P products](#)

[3. Level 2 Quality information per product](#)

[3.1 Plot of level 2 quality information per product \(time dependant\)](#)

[3.2 Plot of level 2 quality information per product \(world map\)](#)

[4. Level 1 Quality information per product \(stored on level 2 products\)](#)

[4.1 Plot of level 1 quality information per product \(time dependant\)](#)

[4.1.1 Plot of level 1 quality information per product \(time dependant\): ASCENDING](#)

[4.1.2 Plot of level 1 quality information per product \(time dependant\): DESCENDING](#)

[4.2 Plot of level 1 quality information per product \(world map\)](#)

[4.2.1 Plot of level 1 quality information per product \(world map\): ASCENDING](#)

[4.2.2 Plot of level 1 quality information per product \(world map\): DESCENDING](#)

[5. Ozone profiles based on quality statistics and other trace gas profiles](#)

[5.1 Ozone statistics based on quality of products](#)

[5.2 Plot ozone profiles for all STD \(dark without errors\)](#)

[5.3 Plot ozone profiles where STD < 20% \(dark without errors\)](#)

[5.4. Plot ozone profiles where STD < 10% \(dark without errors\)](#)

[5.5. Plot ozone profiles where STD < 5% \(dark without errors\)](#)

[5.6 Plot NO2 profiles for all STD \(dark without errors\)](#)

[5.7 Plot NO3 profiles for all STD \(dark without errors\)](#)

[5.8 Plot H2O profiles \(only for occultations of stars 1,2,3,4,13,14,16,26,63 dark without errors\) for all STD](#)

[6. Auxiliary Data Files used for the production reported in section 2](#)

This report presents the daily analysis on parameters extracted from GOMOS level 2 data (GOM_NL__2P). It is intended to monitor some important parameters that will impact the quality of these products. A list of level 2 products (and content) that have arrived during the reporting day to the PCF is also given.

Item	Value
Time of report generation	24APR2013 02:29:40
Data source version	GOMOS/6.01
Start time of products	26-07-2006 (26JUL2006 00:00:00)
Stop time of products	27-07-2006 (27JUL2006 00:00:00)
Store outputs in DB	Yes
Nb of level 2 prods	235
Nb of prods with errors	1

2. Summary of processed GOM_NL__2P products.

Nr	Filename	UTC Start time	Limb	Duration	Star Id	Star Name	Star Mag	Star Temp	Nb Meas	Orbit	Prod. error
1	GOM_NL__2PRFIN20060726_000323_000000342049_00417_23016_0647.N1	26-JUL-2006 00:03:23	Bright	33.500	11	53Alp Aql	0.76500	8000.0	67	23016	No
2	GOM_NL__2PRFIN20060726_001141_000000302049_00417_23016_0648.N1	26-JUL-2006 00:11:41	Bright	29.500	5	3Alp Lyr	0.033000	11000.	59	23016	No
3	GOM_NL__2PRFIN20060726_001412_000000322049_00417_23016_0649.N1	26-JUL-2006 00:14:12	Bright	32.000	144	18Del Cyg	2.8600	11000.	64	23016	No
4	GOM_NL__2PRFIN20060726_002615_000000272049_00417_23016_0650.N1	26-JUL-2006 00:26:15	Bright	27.000	49	1Alp UMi	1.9900	6300.0	54	23016	No
5	GOM_NL__2PRFIN20060726_003851_000000352049_00417_23016_0651.N1	26-JUL-2006 00:38:51	Bright	35.000	6	13Alp Aur	0.080000	3400.0	70	23016	No
6	GOM_NL__2PRFIN20060726_004248_000000402049_00417_23016_0652.N1	26-JUL-2006 00:42:48	Bright	39.500	114	3Iot Aur	2.6930	4600.0	79	23016	No
7	GOM_NL__2PRFIN20060726_004812_000000522049_00417_23016_0653.N1	26-JUL-2006 00:48:12	Dark	51.500	13	87Alp Tau	0.86700	3800.0	103	23016	No
8	GOM_NL__2PRFIN20060726_005015_000000362049_00417_23016_0654.N1	26-JUL-2006 00:50:15	Dark	35.500	27	24Gam Ori	1.6360	26000.	71	23016	No
9	GOM_NL__2PRFIN20060726_005431_000000342049_00417_23016_0655.N1	26-JUL-2006 00:54:31	Dark	33.500	7	19Bet Ori	0.10000	14000.	67	23016	No
10	GOM_NL__2PRFIN20060726_005826_000000462049_00417_23016_0656.N1	26-JUL-2006 00:58:26	Dark	45.500	165	34Gam Eri	2.9500	3200.0	91	23016	No
11	GOM_NL__2PRFIN20060726_011336_000000462049_00418_23017_0642.N1	26-JUL-2006 01:13:36	Dark	45.500	9	Alp Eri	0.45300	24000.	91	23017	No
12	GOM_NL__2PRFIN20060726_012047_000000332049_00418_23017_0643.N1	26-JUL-2006 01:20:47	Straylight	33.000	148	Alp Tuc	2.8780	4100.0	66	23017	No
13	GOM_NL__2PRFIN20060726_012240_000000582049_00418_23017_0644.N1	26-JUL-2006 01:22:40	Straylight	58.000	63	Bet Gru	2.1500	2800.0	116	23017	No
14	GOM_NL__2PRFIN20060726_012400_000000392049_00418_23017_0645.N1	26-JUL-2006 01:24:00	Straylight	39.000	31	Alp Gru	1.7340	15200.	78	23017	No
15	GOM_NL__2PRFIN20060726_013511_000000322049_00418_23017_0646.N1	26-JUL-2006 01:35:11	Bright	32.000	155	41Pi Sgr	2.9000	6600.0	64	23017	No
16	GOM_NL__2PRFIN20060726_014359_000000352049_00418_23017_0647.N1	26-JUL-2006 01:43:59	Bright	34.500	11	53Alp Aql	0.76500	8000.0	69	23017	No
17	GOM_NL__2PRFIN20060726_015217_000000362049_00418_23017_0648.N1	26-JUL-2006 01:52:17	Bright	35.500	5	3Alp Lyr	0.033000	11000.	71	23017	No
18	GOM_NL__2PRFIN20060726_015448_000000302049_00418_23017_0649.N1	26-JUL-2006 01:54:48	Bright	30.000	144	18Del Cyg	2.8600	11000.	60	23017	No
19	GOM_NL__2PRFIN20060726_020651_000000292049_00418_23017_0650.N1	26-JUL-2006 02:06:51	Bright	29.000	49	1Alp UMi	1.9900	6300.0	58	23017	No
20	GOM_NL__2PRFIN20060726_021927_000000362049_00418_23017_0651.N1	26-JUL-2006 02:19:27	Bright	35.500	6	13Alp Aur	0.080000	3400.0	71	23017	No
21	GOM_NL__2PRFIN20060726_022324_000000362049_00418_23017_0652.N1	26-JUL-2006 02:23:24	Bright	36.000	114	3Iot Aur	2.6930	4600.0	72	23017	No
22	GOM_NL__2PRFIN20060726_022848_000000472049_00418_23017_0653.N1	26-JUL-2006 02:28:48	Dark	46.500	13	87Alp Tau	0.86700	3800.0	93	23017	No
23	GOM_NL__2PRFIN20060726_023051_000000332049_00418_23017_0654.N1	26-JUL-2006 02:30:51	Dark	33.000	27	24Gam Ori	1.6360	26000.	66	23017	No
24	GOM_NL__2PRFIN20060726_023507_000000312049_00418_23017_0655.N1	26-JUL-2006 02:35:07	Dark	30.500	7	19Bet Ori	0.10000	14000.	61	23017	No
25	GOM_NL__2PRFIN20060726_023903_000000452049_00418_23017_0656.N1	26-JUL-2006 02:39:03	Dark	45.000	165	34Gam Eri	2.9500	3200.0	90	23017	No
26	GOM_NL__2PRFIN20060726_024822_000000382049_00418_23017_0657.N1	26-JUL-2006 02:48:22	Dark	37.500	157	The1Eri	2.9060	9300.0	75	23017	No
27	GOM_NL__2PRFIN20060726_025413_000000402049_00419_23018_0642.N1	26-JUL-2006 02:54:13	Dark	39.500	9	Alp Eri	0.45300	24000.	79	23018	No
28	GOM_NL__2PRFIN20060726_030124_000000382049_00419_23018_0643.N1	26-JUL-2006 03:01:24	Straylight	37.500	148	Alp Tuc	2.8780	4100.0	75	23018	No
29	GOM_NL__2PRFIN20060726_030316_000000472049_00419_23018_0644.N1	26-JUL-2006 03:03:16	Straylight	47.000	63	Bet Gru	2.1500	2800.0	94	23018	No
30	GOM_NL__2PRFIN20060726_030436_000000412049_00419_23018_0645.N1	26-JUL-2006 03:04:36	Straylight	40.500	31	Alp Gru	1.7340	15200.	81	23018	No
31	GOM_NL__2PRFIN20060726_031547_000000312049_00419_23018_0646.N1	26-JUL-2006 03:15:47	Bright	31.000	155	41Pi Sgr	2.9000	6600.0	62	23018	No
32	GOM_NL__2PRFIN20060726_032435_000000342049_00419_23018_0647.N1	26-JUL-2006 03:24:35	Bright	33.500	11	53Alp Aql	0.76500	8000.0	67	23018	No
33	GOM_NL__2PRFIN20060726_033253_000000302049_00419_23018_0648.N1	26-JUL-2006 03:32:53	Bright	30.000	5	3Alp Lyr	0.033000	11000.	60	23018	No
34	GOM_NL__2PRFIN20060726_033523_000000322049_00419_23018_0649.N1	26-JUL-2006 03:35:23	Bright	32.000	144	18Del Cyg	2.8600	11000.	64	23018	No
35	GOM_NL__2PRFIN20060726_034727_000000302049_00419_23018_0650.N1	26-JUL-2006 03:47:27	Bright	30.000	49	1Alp UMi	1.9900	6300.0	60	23018	No
36	GOM_NL__2PRFIN20060726_040003_000000342049_00419_23018_0651.N1	26-JUL-2006 04:00:03	Bright	33.500	6	13Alp Aur	0.080000	3400.0	67	23018	No
37	GOM_NL__2PRFIN20060726_040400_000000362049_00419_23018_0652.N1	26-JUL-2006 04:04:00	Bright	36.000	114	3Iot Aur	2.6930	4600.0	72	23018	No
38	GOM_NL__2PRFIN20060726_040924_000000522049_00419_23018_0653.N1	26-JUL-2006 04:09:24	Dark	52.000	13	87Alp Tau	0.86700	3800.0	104	23018	No
39	GOM_NL__2PRFIN20060726_041128_000000312049_00419_23018_0654.N1	26-JUL-2006 04:11:28	Dark	31.000	27	24Gam Ori	1.6360	26000.	62	23018	No
40	GOM_NL__2PRFIN20060726_041543_000000302049_00419_23018_0655.N1	26-JUL-2006 04:15:43	Dark	30.000	7	19Bet Ori	0.10000	14000.	60	23018	No
41	GOM_NL__2PRFIN20060726_041940_000000422049_00419_23018_0656.N1	26-JUL-2006 04:19:40	Dark	41.500	165	34Gam Eri	2.9500	3200.0	83	23018	No
42	GOM_NL__2PRFIN20060726_042859_000000412049_00419_23018_0657.N1	26-JUL-2006 04:28:59	Dark	40.500	157	The1Eri	2.9060	9300.0	81	23018	No

43	GOM_NL__2PRFIN20060726_043450_000000372049_00420_23019_0642.N1	26-JUL-2006 04:34:50	Dark	36.500	9	Alp Eri	0.45300	24000.	73	23019	No
44	GOM_NL__2PRFIN20060726_044200_000000362049_00420_23019_0643.N1	26-JUL-2006 04:42:00	Straylight	35.500	148	Alp Tuc	2.8780	4100.0	71	23019	No
45	GOM_NL__2PRFIN20060726_044353_000000452049_00420_23019_0644.N1	26-JUL-2006 04:43:53	Straylight	44.500	63	Bet Gru	2.1500	2800.0	89	23019	No
46	GOM_NL__2PRFIN20060726_044513_000000412049_00420_23019_0645.N1	26-JUL-2006 04:45:13	Straylight	40.500	31	Alp Gru	1.7340	15200.	81	23019	No
47	GOM_NL__2PRFIN20060726_045623_000000322049_00420_23019_0646.N1	26-JUL-2006 04:56:23	Bright	31.500	155	41Pi Sgr	2.9000	6600.0	63	23019	No
48	GOM_NL__2PRFIN20060726_050510_000000342049_00420_23019_0647.N1	26-JUL-2006 05:05:10	Bright	33.500	11	53Alp Aql	0.76500	8000.0	67	23019	No
49	GOM_NL__2PRFIN20060726_051329_000000302049_00420_23019_0648.N1	26-JUL-2006 05:13:29	Bright	30.000	5	3Alp Lyr	0.033000	11000.	60	23019	No
50	GOM_NL__2PRFIN20060726_051559_000000312049_00420_23019_0649.N1	26-JUL-2006 05:15:59	Bright	31.000	144	18Del Cyg	2.8600	11000.	62	23019	No
51	GOM_NL__2PRFIN20060726_052803_000000272049_00420_23019_0650.N1	26-JUL-2006 05:28:03	Bright	26.500	49	1Alp UMi	1.9900	6300.0	53	23019	No
52	GOM_NL__2PRFIN20060726_054039_000000332049_00420_23019_0651.N1	26-JUL-2006 05:40:39	Bright	33.000	6	13Alp Aur	0.080000	3400.0	66	23019	No
53	GOM_NL__2PRFIN20060726_054436_000000362049_00420_23019_0652.N1	26-JUL-2006 05:44:36	Bright	35.500	114	3lot Aur	2.6930	4600.0	71	23019	No
54	GOM_NL__2PRFIN20060726_055001_000000362049_00420_23019_0653.N1	26-JUL-2006 05:50:01	Dark	36.000	13	87Alp Tau	0.86700	3800.0	72	23019	No
55	GOM_NL__2PRFIN20060726_055204_000000302049_00420_23019_0654.N1	26-JUL-2006 05:52:04	Dark	30.000	27	24Gam Ori	1.6360	26000.	60	23019	No
56	GOM_NL__2PRFIN20060726_055620_000000322049_00420_23019_0655.N1	26-JUL-2006 05:56:20	Dark	32.000	7	19Bet Ori	0.10000	14000.	64	23019	No
57	GOM_NL__2PRFIN20060726_060016_000000442049_00420_23019_0656.N1	26-JUL-2006 06:00:16	Dark	44.000	165	34Gam Eri	2.9500	3200.0	88	23019	No
58	GOM_NL__2PRFIN20060726_060936_000000392049_00420_23019_0657.N1	26-JUL-2006 06:09:36	Dark	39.000	157	The1Eri	2.9060	9300.0	78	23019	No
59	GOM_NL__2PRFIN20060726_061526_000000382049_00421_23020_0642.N1	26-JUL-2006 06:15:26	Dark	37.500	9	Alp Eri	0.45300	24000.	75	23020	No
60	GOM_NL__2PRFIN20060726_062237_000000352049_00421_23020_0643.N1	26-JUL-2006 06:22:37	Straylight	34.500	148	Alp Tuc	2.8780	4100.0	69	23020	No
61	GOM_NL__2PRFIN20060726_062430_000000442049_00421_23020_0644.N1	26-JUL-2006 06:24:30	Straylight	43.500	63	Bet Gru	2.1500	2800.0	87	23020	No
62	GOM_NL__2PRFIN20060726_062549_000000392049_00421_23020_0645.N1	26-JUL-2006 06:25:49	Straylight	38.500	31	Alp Gru	1.7340	15200.	77	23020	No
63	GOM_NL__2PRFIN20060726_063659_000000322049_00421_23020_0646.N1	26-JUL-2006 06:36:59	Bright	32.000	155	41Pi Sgr	2.9000	6600.0	64	23020	No
64	GOM_NL__2PRFIN20060726_064546_000000332049_00421_23020_0647.N1	26-JUL-2006 06:45:46	Bright	33.000	11	53Alp Aql	0.76500	8000.0	66	23020	No
65	GOM_NL__2PRFIN20060726_065405_000000352049_00421_23020_0648.N1	26-JUL-2006 06:54:05	Bright	34.500	5	3Alp Lyr	0.033000	11000.	69	23020	No
66	GOM_NL__2PRFIN20060726_065635_000000322049_00421_23020_0649.N1	26-JUL-2006 06:56:35	Bright	32.000	144	18Del Cyg	2.8600	11000.	64	23020	No
67	GOM_NL__2PRFIN20060726_070839_000000292049_00421_23020_0650.N1	26-JUL-2006 07:08:39	Bright	29.000	49	1Alp UMi	1.9900	6300.0	58	23020	No
68	GOM_NL__2PRFIN20060726_072115_000000342049_00421_23020_0651.N1	26-JUL-2006 07:21:15	Bright	33.500	6	13Alp Aur	0.080000	3400.0	67	23020	No
69	GOM_NL__2PRFIN20060726_072512_000000362049_00421_23020_0652.N1	26-JUL-2006 07:25:12	Bright	36.000	114	3lot Aur	2.6930	4600.0	72	23020	No
70	GOM_NL__2PRFIN20060726_073037_000000352049_00421_23020_0653.N1	26-JUL-2006 07:30:37	Dark	35.000	13	87Alp Tau	0.86700	3800.0	70	23020	No
71	GOM_NL__2PRFIN20060726_073240_000000312049_00421_23020_0654.N1	26-JUL-2006 07:32:40	Dark	30.500	27	24Gam Ori	1.6360	26000.	61	23020	No
72	GOM_NL__2PRFIN20060726_073656_000000432049_00421_23020_0655.N1	26-JUL-2006 07:36:56	Dark	43.000	7	19Bet Ori	0.10000	14000.	86	23020	No
73	GOM_NL__2PRFIN20060726_074053_000000442049_00421_23020_0656.N1	26-JUL-2006 07:40:53	Dark	43.500	165	34Gam Eri	2.9500	3200.0	87	23020	No
74	GOM_NL__2PRFIN20060726_075013_000000382049_00421_23020_0657.N1	26-JUL-2006 07:50:13	Dark	38.000	157	The1Eri	2.9060	9300.0	76	23020	No
75	GOM_NL__2PRFIN20060726_075603_000000402049_00422_23021_0642.N1	26-JUL-2006 07:56:03	Dark	40.000	9	Alp Eri	0.45300	24000.	80	23021	No
76	GOM_NL__2PRFIN20060726_080313_000000352049_00422_23021_0643.N1	26-JUL-2006 08:03:13	Straylight	35.000	148	Alp Tuc	2.8780	4100.0	70	23021	No
77	GOM_NL__2PRFIN20060726_080507_000000472049_00422_23021_0644.N1	26-JUL-2006 08:05:07	Straylight	47.000	63	Bet Gru	2.1500	2800.0	94	23021	No
78	GOM_NL__2PRFIN20060726_080626_000000402049_00422_23021_0645.N1	26-JUL-2006 08:06:26	Straylight	39.500	31	Alp Gru	1.7340	15200.	79	23021	No
79	GOM_NL__2PRFIN20060726_081735_000000302049_00422_23021_0646.N1	26-JUL-2006 08:17:35	Bright	29.500	155	41Pi Sgr	2.9000	6600.0	59	23021	No
80	GOM_NL__2PRFIN20060726_082622_000000352049_00422_23021_0647.N1	26-JUL-2006 08:26:22	Bright	34.500	11	53Alp Aql	0.76500	8000.0	69	23021	No
81	GOM_NL__2PRFIN20060726_083440_000000342049_00422_23021_0648.N1	26-JUL-2006 08:34:40	Bright	33.500	5	3Alp Lyr	0.033000	11000.	67	23021	No
82	GOM_NL__2PRFIN20060726_083710_000000342049_00422_23021_0649.N1	26-JUL-2006 08:37:10	Bright	33.500	144	18Del Cyg	2.8600	11000.	67	23021	No
83	GOM_NL__2PRFIN20060726_084915_000000292049_00422_23021_0650.N1	26-JUL-2006 08:49:15	Bright	29.000	49	1Alp UMi	1.9900	6300.0	58	23021	No
84	GOM_NL__2PRFIN20060726_090151_000000352049_00422_23021_0651.N1	26-JUL-2006 09:01:51	Bright	34.500	6	13Alp Aur	0.080000	3400.0	69	23021	No
85	GOM_NL__2PRFIN20060726_090548_000000322049_00422_23021_0652.N1	26-JUL-2006 09:05:48	Bright	32.000	114	3lot Aur	2.6930	4600.0	64	23021	No
86	GOM_NL__2PRFIN20060726_091113_000000502049_00422_23021_0653.N1	26-JUL-2006 09:11:13	Dark	49.500	13	87Alp Tau	0.86700	3800.0	99	23021	No
87	GOM_NL__2PRFIN20060726_091316_000000322049_00422_23021_0654.N1	26-JUL-2006 09:13:16	Dark	32.000	27	24Gam Ori	1.6360	26000.	64	23021	No
88	GOM_NL__2PRFIN20060726_091732_000000352049_00422_23021_0655.N1	26-JUL-2006 09:17:32	Dark	35.000	7	19Bet Ori	0.10000	14000.	70	23021	No
89	GOM_NL__2PRFIN20060726_092130_000000432049_00422_23021_0656.N1	26-JUL-2006 09:21:30	Dark	43.000	165	34Gam Eri	2.9500	3200.0	86	23021	No
90	GOM_NL__2PRFIN20060726_093049_000000382049_00422_23021_0657.N1	26-JUL-2006 09:30:49	Dark	37.500	157	The1Eri	2.9060	9300.0	75	23021	No
91	GOM_NL__2PRFIN20060726_093639_000000472049_00423_23022_0642.N1	26-JUL-2006 09:36:39	Dark	47.000	9	Alp Eri	0.45300	24000.	94	23022	No
92	GOM_NL__2PRFIN20060726_094349_000000342049_00423_23022_0643.N1	26-JUL-2006 09:43:49	Straylight	33.500	148	Alp Tuc	2.8780	4100.0	67	23022	No
93	GOM_NL__2PRFIN20060726_094543_000000532049_00423_23022_0644.N1	26-JUL-2006 09:45:43	Straylight	53.000	63	Bet Gru	2.1500	2800.0	106	23022	No
94	GOM_NL__2PRFIN20060726_094702_000000422049_00423_23022_0645.N1	26-JUL-2006 09:47:02	Straylight	42.000	31	Alp Gru	1.7340	15200.	84	23022	No
95	GOM_NL__2PRFIN20060726_095811_000000312049_00423_23022_0646.N1	26-JUL-2006 09:58:11	Bright	31.000	155	41Pi Sgr	2.9000	6600.0	62	23022	No
96	GOM_NL__2PRFIN20060726_100658_000000352049_00423_23022_0647.N1	26-JUL-2006 10:06:58	Bright	34.500	11	53Alp Aql	0.76500	8000.0	69	23022	No
97	GOM_NL__2PRFIN20060726_101516_000000342049_00423_23022_0648.N1	26-JUL-2006 10:15:16	Bright	33.500	5	3Alp Lyr	0.033000	11000.	67	23022	No
98	GOM_NL__2PRFIN20060726_101746_000000332049_00423_23022_0649.N1	26-JUL-2006 10:17:46	Bright	33.000	144	18Del Cyg	2.8600	11000.	66	23022	No
99	GOM_NL__2PRFIN20060726_102439_000000262049_00423_23022_0650.N1	26-JUL-2006 10:24:39	Bright	26.000	89	5Alp Cep	2.4510	8000.0	52	23022	No
100	GOM_NL__2PRFIN20060726_102951_000000302049_00423_23022_0651.N1	26-JUL-2006 10:29:51	Bright	30.000	49	1Alp UMi	1.9900	6300.0	60	23022	No
101	GOM_NL__2PRFIN20060726_104227_000000462049_00423_23022_0652.N1	26-JUL-2006 10:42:27	Bright	45.500	6	13Alp Aur	0.080000	3400.0	91	23022	No

102	GOM_NL__2PRFIN20060726_104624_000000362049_00423_23022_0653.N1	26-JUL-2006 10:46:24	Bright	35.500	114	3lot Aur	2.6930	4600.0	71	23022	No
103	GOM_NL__2PRFIN20060726_105149_000000482049_00423_23022_0654.N1	26-JUL-2006 10:51:49	Dark	48.000	13	87Alp Tau	0.86700	3800.0	96	23022	No
104	GOM_NL__2PRFIN20060726_105353_000000362049_00423_23022_0655.N1	26-JUL-2006 10:53:53	Dark	35.500	27	24Gam Ori	1.6360	26000.	71	23022	No
105	GOM_NL__2PRFIN20060726_105809_000000402049_00423_23022_0656.N1	26-JUL-2006 10:58:09	Dark	39.500	7	19Bet Ori	0.10000	14000.	79	23022	No
106	GOM_NL__2PRFIN20060726_110206_000000472049_00423_23022_0657.N1	26-JUL-2006 11:02:06	Dark	46.500	165	34Gam Eri	2.9500	3200.0	93	23022	No
107	GOM_NL__2PRFIN20060726_111126_000000392049_00423_23022_0658.N1	26-JUL-2006 11:11:26	Dark	38.500	157	The1Eri	2.9060	9300.0	77	23022	No
108	GOM_NL__2PRFIN20060726_111716_000000372049_00424_23023_0642.N1	26-JUL-2006 11:17:16	Dark	37.000	9	Alp Eri	0.45300	24000.	74	23023	No
109	GOM_NL__2PRFIN20060726_112426_000000432049_00424_23023_0643.N1	26-JUL-2006 11:24:26	Straylight	43.000	148	Alp Tuc	2.8780	4100.0	86	23023	No
110	GOM_NL__2PRFIN20060726_112620_000000442049_00424_23023_0644.N1	26-JUL-2006 11:26:20	Straylight	44.000	63	Bet Gru	2.1500	2800.0	88	23023	No
111	GOM_NL__2PRFIN20060726_112739_000000422049_00424_23023_0645.N1	26-JUL-2006 11:27:39	Straylight	41.500	31	Alp Gru	1.7340	15200.	83	23023	No
112	GOM_NL__2PRFIN20060726_113847_000000312049_00424_23023_0646.N1	26-JUL-2006 11:38:47	Bright	30.500	155	41Pi Sgr	2.9000	6600.0	61	23023	No
113	GOM_NL__2PRFIN20060726_114734_000000332049_00424_23023_0647.N1	26-JUL-2006 11:47:34	Bright	32.500	11	53Alp Aql	0.76500	8000.0	65	23023	No
114	GOM_NL__2PRFIN20060726_115552_000000322049_00424_23023_0648.N1	26-JUL-2006 11:55:52	Bright	32.000	5	3Alp Lyr	0.033000	11000.	64	23023	No
115	GOM_NL__2PRFIN20060726_115821_000000322049_00424_23023_0649.N1	26-JUL-2006 11:58:21	Bright	31.500	144	18Del Cyg	2.8600	11000.	63	23023	No
116	GOM_NL__2PRFIN20060726_120514_000000262049_00424_23023_0650.N1	26-JUL-2006 12:05:14	Bright	26.000	89	5Alp Cep	2.4510	8000.0	52	23023	No
117	GOM_NL__2PRFIN20060726_121027_000000292049_00424_23023_0651.N1	26-JUL-2006 12:10:27	Bright	29.000	49	1Alp UMi	1.9900	6300.0	58	23023	No
118	GOM_NL__2PRFIN20060726_122303_000000352049_00424_23023_0652.N1	26-JUL-2006 12:23:03	Bright	35.000	6	13Alp Aur	0.080000	3400.0	70	23023	No
119	GOM_NL__2PRFIN20060726_122700_000000362049_00424_23023_0653.N1	26-JUL-2006 12:27:00	Bright	36.000	114	3lot Aur	2.6930	4600.0	72	23023	No
120	GOM_NL__2PRFIN20060726_123226_000000432049_00424_23023_0654.N1	26-JUL-2006 12:32:26	Dark	43.000	13	87Alp Tau	0.86700	3800.0	86	23023	No
121	GOM_NL__2PRFIN20060726_123429_000000332049_00424_23023_0655.N1	26-JUL-2006 12:34:29	Dark	33.000	27	24Gam Ori	1.6360	26000.	66	23023	No
122	GOM_NL__2PRFIN20060726_123845_000000372049_00424_23023_0656.N1	26-JUL-2006 12:38:45	Dark	37.000	7	19Bet Ori	0.10000	14000.	74	23023	No
123	GOM_NL__2PRFIN20060726_124243_000000422049_00424_23023_0657.N1	26-JUL-2006 12:42:43	Dark	41.500	165	34Gam Eri	2.9500	3200.0	83	23023	No
124	GOM_NL__2PRFIN20060726_125203_000000382049_00424_23023_0658.N1	26-JUL-2006 12:52:03	Dark	37.500	157	The1Eri	2.9060	9300.0	75	23023	No
125	GOM_NL__2PRFIN20060726_125752_000000392049_00425_23024_0642.N1	26-JUL-2006 12:57:52	Dark	39.000	9	Alp Eri	0.45300	24000.	78	23024	No
126	GOM_NL__2PRFIN20060726_130502_000000372049_00425_23024_0643.N1	26-JUL-2006 13:05:02	Straylight	37.000	148	Alp Tuc	2.8780	4100.0	74	23024	No
127	GOM_NL__2PRFIN20060726_130656_000000442049_00425_23024_0644.N1	26-JUL-2006 13:06:56	Straylight	43.500	63	Bet Gru	2.1500	2800.0	87	23024	No
128	GOM_NL__2PRFIN20060726_130815_000000392049_00425_23024_0645.N1	26-JUL-2006 13:08:15	Straylight	38.500	31	Alp Gru	1.7340	15200.	77	23024	No
129	GOM_NL__2PRFIN20060726_131923_000000322049_00425_23024_0646.N1	26-JUL-2006 13:19:23	Bright	31.500	155	41Pi Sgr	2.9000	6600.0	63	23024	No
130	GOM_NL__2PRFIN20060726_132809_000000332049_00425_23024_0647.N1	26-JUL-2006 13:28:09	Bright	33.000	11	53Alp Aql	0.76500	8000.0	66	23024	No
131	GOM_NL__2PRFIN20060726_133628_000000292049_00425_23024_0648.N1	26-JUL-2006 13:36:28	Bright	28.500	5	3Alp Lyr	0.033000	11000.	57	23024	No
132	GOM_NL__2PRFIN20060726_133857_000000322049_00425_23024_0649.N1	26-JUL-2006 13:38:57	Bright	31.500	144	18Del Cyg	2.8600	11000.	63	23024	No
133	GOM_NL__2PRFIN20060726_134550_000000302049_00425_23024_0650.N1	26-JUL-2006 13:45:50	Bright	30.000	89	5Alp Cep	2.4510	8000.0	60	23024	No
134	GOM_NL__2PRFIN20060726_140339_000000342049_00425_23024_0651.N1	26-JUL-2006 14:03:39	Bright	33.500	6	13Alp Aur	0.080000	3400.0	67	23024	No
135	GOM_NL__2PRFIN20060726_140736_000000362049_00425_23024_0652.N1	26-JUL-2006 14:07:36	Bright	36.000	114	3lot Aur	2.6930	4600.0	72	23024	No
136	GOM_NL__2PRFIN20060726_141302_000000402049_00425_23024_0653.N1	26-JUL-2006 14:13:02	Dark	40.000	13	87Alp Tau	0.86700	3800.0	80	23024	No
137	GOM_NL__2PRFIN20060726_141505_000000332049_00425_23024_0654.N1	26-JUL-2006 14:15:05	Dark	33.000	27	24Gam Ori	1.6360	26000.	66	23024	No
138	GOM_NL__2PRFIN20060726_141921_000000412049_00425_23024_0655.N1	26-JUL-2006 14:19:21	Dark	40.500	7	19Bet Ori	0.10000	14000.	81	23024	No
139	GOM_NL__2PRFIN20060726_142320_000000462049_00425_23024_0656.N1	26-JUL-2006 14:23:20	Dark	45.500	165	34Gam Eri	2.9500	3200.0	91	23024	No
140	GOM_NL__2PRFIN20060726_143240_000000382049_00425_23024_0657.N1	26-JUL-2006 14:32:40	Dark	38.000	157	The1Eri	2.9060	9300.0	76	23024	No
141	GOM_NL__2PRFIN20060726_143829_000000442049_00426_23025_0662.N1	26-JUL-2006 14:38:29	Dark	44.000	9	Alp Eri	0.45300	24000.	88	23025	No
142	GOM_NL__2PRFIN20060726_144538_000000362049_00426_23025_0663.N1	26-JUL-2006 14:45:38	Straylight	35.500	148	Alp Tuc	2.8780	4100.0	71	23025	No
143	GOM_NL__2PRFIN20060726_144733_000000452049_00426_23025_0664.N1	26-JUL-2006 14:47:33	Straylight	45.000	63	Bet Gru	2.1500	2800.0	90	23025	No
144	GOM_NL__2PRFIN20060726_144852_000000382049_00426_23025_0665.N1	26-JUL-2006 14:48:52	Straylight	37.500	31	Alp Gru	1.7340	15200.	75	23025	No
145	GOM_NL__2PRFIN20060726_150001_000000292049_00426_23025_0666.N1	26-JUL-2006 15:00:01	Dark	28.500	155	41Pi Sgr	2.9000	6600.0	57	23025	Yes
146	GOM_NL__2PRFIN20060726_150845_000000342049_00426_23025_0667.N1	26-JUL-2006 15:08:45	Bright	33.500	11	53Alp Aql	0.76500	8000.0	67	23025	No
147	GOM_NL__2PRFIN20060726_151704_000000312049_00426_23025_0668.N1	26-JUL-2006 15:17:04	Bright	31.000	5	3Alp Lyr	0.033000	11000.	62	23025	No
148	GOM_NL__2PRFIN20060726_151933_000000312049_00426_23025_0669.N1	26-JUL-2006 15:19:33	Bright	30.500	144	18Del Cyg	2.8600	11000.	61	23025	No
149	GOM_NL__2PRFIN20060726_152625_000000302049_00426_23025_0670.N1	26-JUL-2006 15:26:25	Bright	30.000	89	5Alp Cep	2.4510	8000.0	60	23025	No
150	GOM_NL__2PRFIN20060726_153138_000000302049_00426_23025_0671.N1	26-JUL-2006 15:31:38	Bright	30.000	49	1Alp UMi	1.9900	6300.0	60	23025	No
151	GOM_NL__2PRFIN20060726_154415_000000352049_00426_23025_0672.N1	26-JUL-2006 15:44:15	Bright	35.000	6	13Alp Aur	0.080000	3400.0	70	23025	No
152	GOM_NL__2PRFIN20060726_154813_000000372049_00426_23025_0673.N1	26-JUL-2006 15:48:13	Bright	36.500	114	3lot Aur	2.6930	4600.0	73	23025	No
153	GOM_NL__2PRFIN20060726_155338_000000492049_00426_23025_0674.N1	26-JUL-2006 15:53:38	Dark	48.500	13	87Alp Tau	0.86700	3800.0	97	23025	No
154	GOM_NL__2PRFIN20060726_155542_000000332049_00426_23025_0675.N1	26-JUL-2006 15:55:42	Dark	32.500	27	24Gam Ori	1.6360	26000.	65	23025	No
155	GOM_NL__2PRFIN20060726_155957_000000402049_00426_23025_0676.N1	26-JUL-2006 15:59:57	Dark	40.000	7	19Bet Ori	0.10000	14000.	80	23025	No
156	GOM_NL__2PRFIN20060726_160356_000000472049_00426_23025_0677.N1	26-JUL-2006 16:03:56	Dark	46.500	165	34Gam Eri	2.9500	3200.0	93	23025	No
157	GOM_NL__2PRFIN20060726_161316_000000372049_00426_23025_0678.N1	26-JUL-2006 16:13:16	Dark	36.500	157	The1Eri	2.9060	9300.0	73	23025	No
158	GOM_NL__2PRFIN20060726_161906_000000422049_00427_23026_0662.N1	26-JUL-2006 16:19:06	Dark	41.500	9	Alp Eri	0.45300	24000.	83	23026	No
159	GOM_NL__2PRFIN20060726_162615_000000332049_00427_23026_0663.N1	26-JUL-2006 16:26:15	Straylight	33.000	148	Alp Tuc	2.8780	4100.0	66	23026	No
160	GOM_NL__2PRFIN20060726_162810_000000482049_00427_23026_0664.N1	26-JUL-2006 16:28:10	Straylight	47.500	63	Bet Gru	2.1500	2800.0	95	23026	No

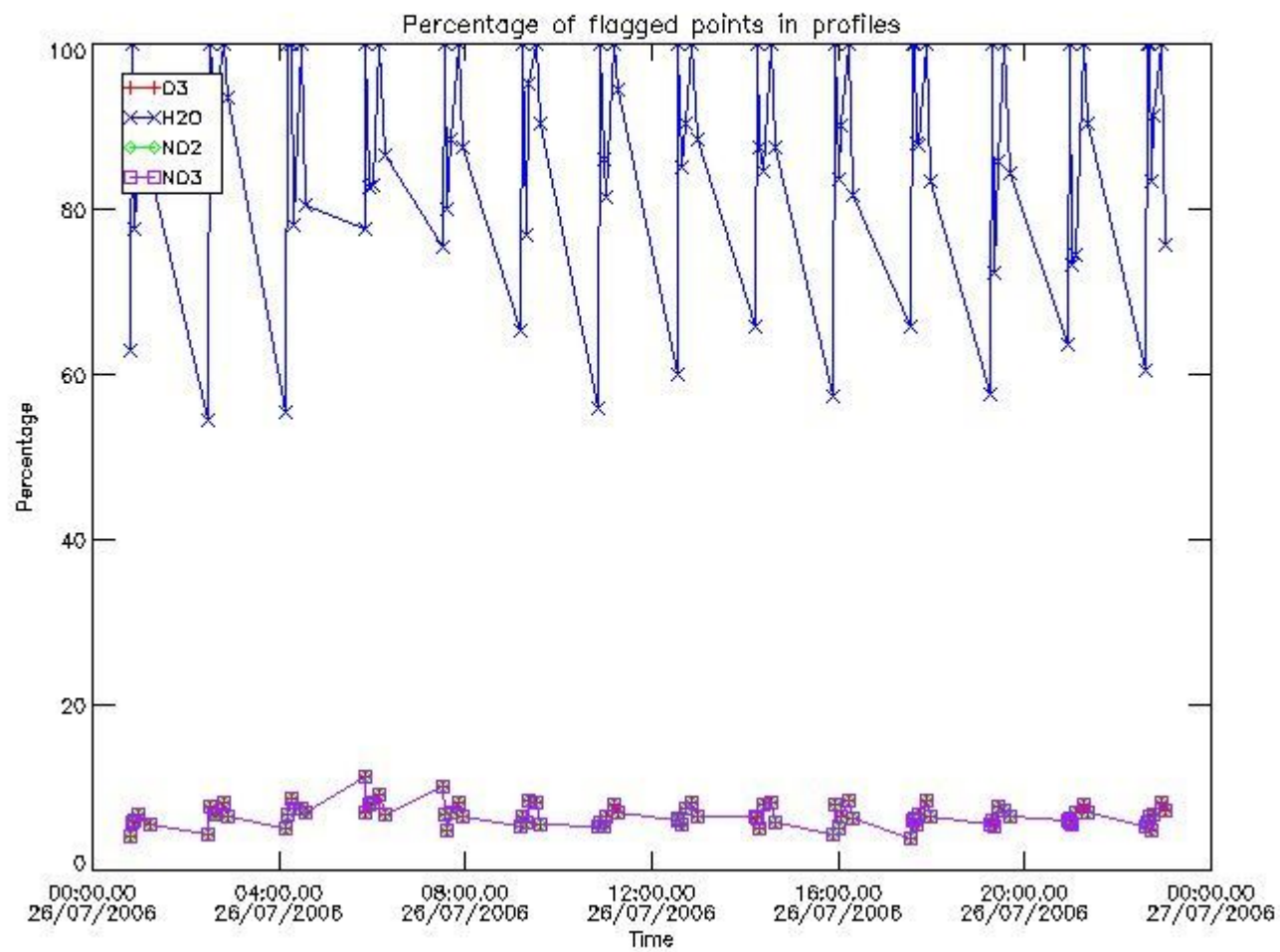
161	GOM_NL__2PRFIN20060726_162928_000000402049_00427_23026_0665.N1	26-JUL-2006 16:29:28	Straylight	39.500	31	Alp Gru	1.7340	15200.	79	23026	No
162	GOM_NL__2PRFIN20060726_164921_000000332049_00427_23026_0666.N1	26-JUL-2006 16:49:21	Bright	33.000	11	53Alp Aql	0.76500	8000.0	66	23026	No
163	GOM_NL__2PRFIN20060726_165740_000000302049_00427_23026_0667.N1	26-JUL-2006 16:57:40	Bright	29.500	5	3Alp Lyr	0.033000	11000.	59	23026	No
164	GOM_NL__2PRFIN20060726_170008_000000312049_00427_23026_0668.N1	26-JUL-2006 17:00:08	Bright	31.000	144	18Del Cyg	2.8600	11000.	62	23026	No
165	GOM_NL__2PRFIN20060726_170701_000000342049_00427_23026_0669.N1	26-JUL-2006 17:07:01	Bright	34.000	89	5Alp Cep	2.4510	8000.0	68	23026	No
166	GOM_NL__2PRFIN20060726_171214_000000302049_00427_23026_0670.N1	26-JUL-2006 17:12:14	Bright	30.000	49	1Alp UMi	1.9900	6300.0	60	23026	No
167	GOM_NL__2PRFIN20060726_172451_000000342049_00427_23026_0671.N1	26-JUL-2006 17:24:51	Bright	33.500	6	13Alp Aur	0.080000	3400.0	67	23026	No
168	GOM_NL__2PRFIN20060726_172849_000000372049_00427_23026_0672.N1	26-JUL-2006 17:28:49	Bright	36.500	114	3Iot Aur	2.6930	4600.0	73	23026	No
169	GOM_NL__2PRFIN20060726_173415_000000532049_00427_23026_0673.N1	26-JUL-2006 17:34:15	Dark	53.000	13	87Alp Tau	0.86700	3800.0	106	23026	No
170	GOM_NL__2PRFIN20060726_173618_000000342049_00427_23026_0674.N1	26-JUL-2006 17:36:18	Dark	34.000	27	24Gam Ori	1.6360	26000.	68	23026	No
171	GOM_NL__2PRFIN20060726_173802_000000332049_00427_23026_0675.N1	26-JUL-2006 17:38:02	Dark	33.000	72	34Del Ori	2.2500	30000.	66	23026	No
172	GOM_NL__2PRFIN20060726_174034_000000382049_00427_23026_0676.N1	26-JUL-2006 17:40:34	Dark	37.500	7	19Bet Ori	0.10000	14000.	75	23026	No
173	GOM_NL__2PRFIN20060726_174433_000000462049_00427_23026_0677.N1	26-JUL-2006 17:44:33	Dark	45.500	165	34Gam Eri	2.9500	3200.0	91	23026	No
174	GOM_NL__2PRFIN20060726_175353_000000372049_00427_23026_0678.N1	26-JUL-2006 17:53:53	Dark	36.500	157	The1Eri	2.9060	9300.0	73	23026	No
175	GOM_NL__2PRFIN20060726_175942_000000402049_00428_23027_0662.N1	26-JUL-2006 17:59:42	Dark	39.500	9	Alp Eri	0.45300	24000.	79	23027	No
176	GOM_NL__2PRFIN20060726_180651_000000342049_00428_23027_0663.N1	26-JUL-2006 18:06:51	Straylight	34.000	148	Alp Tuc	2.8780	4100.0	68	23027	No
177	GOM_NL__2PRFIN20060726_180846_000000422049_00428_23027_0664.N1	26-JUL-2006 18:08:46	Straylight	41.500	63	Bet Gru	2.1500	2800.0	83	23027	No
178	GOM_NL__2PRFIN20060726_181005_000000362049_00428_23027_0665.N1	26-JUL-2006 18:10:05	Straylight	36.000	31	Alp Gru	1.7340	15200.	72	23027	No
179	GOM_NL__2PRFIN20060726_182957_000000342049_00428_23027_0666.N1	26-JUL-2006 18:29:57	Bright	34.000	11	53Alp Aql	0.76500	8000.0	68	23027	No
180	GOM_NL__2PRFIN20060726_183816_000000322049_00428_23027_0667.N1	26-JUL-2006 18:38:16	Bright	31.500	5	3Alp Lyr	0.033000	11000.	63	23027	No
181	GOM_NL__2PRFIN20060726_184044_000000312049_00428_23027_0668.N1	26-JUL-2006 18:40:44	Bright	30.500	144	18Del Cyg	2.8600	11000.	61	23027	No
182	GOM_NL__2PRFIN20060726_184736_000000342049_00428_23027_0669.N1	26-JUL-2006 18:47:36	Bright	34.000	89	5Alp Cep	2.4510	8000.0	68	23027	No
183	GOM_NL__2PRFIN20060726_185250_000000302049_00428_23027_0670.N1	26-JUL-2006 18:52:50	Bright	30.000	49	1Alp UMi	1.9900	6300.0	60	23027	No
184	GOM_NL__2PRFIN20060726_190527_000000362049_00428_23027_0671.N1	26-JUL-2006 19:05:27	Bright	36.000	6	13Alp Aur	0.080000	3400.0	72	23027	No
185	GOM_NL__2PRFIN20060726_190925_000000352049_00428_23027_0672.N1	26-JUL-2006 19:09:25	Bright	35.000	114	3Iot Aur	2.6930	4600.0	70	23027	No
186	GOM_NL__2PRFIN20060726_191451_000000472049_00428_23027_0673.N1	26-JUL-2006 19:14:51	Dark	46.500	13	87Alp Tau	0.86700	3800.0	93	23027	No
187	GOM_NL__2PRFIN20060726_191654_000000352049_00428_23027_0674.N1	26-JUL-2006 19:16:54	Dark	34.500	27	24Gam Ori	1.6360	26000.	69	23027	No
188	GOM_NL__2PRFIN20060726_191838_000000352049_00428_23027_0675.N1	26-JUL-2006 19:18:38	Dark	34.500	72	34Del Ori	2.2500	30000.	69	23027	No
189	GOM_NL__2PRFIN20060726_192110_000000392049_00428_23027_0676.N1	26-JUL-2006 19:21:10	Dark	38.500	7	19Bet Ori	0.10000	14000.	77	23027	No
190	GOM_NL__2PRFIN20060726_192510_000000472049_00428_23027_0677.N1	26-JUL-2006 19:25:10	Dark	46.500	165	34Gam Eri	2.9500	3200.0	93	23027	No
191	GOM_NL__2PRFIN20060726_193430_000000422049_00428_23027_0678.N1	26-JUL-2006 19:34:30	Dark	42.000	157	The1Eri	2.9060	9300.0	84	23027	No
192	GOM_NL__2PRFIN20060726_194019_000000392049_00429_23028_0662.N1	26-JUL-2006 19:40:19	Dark	39.000	9	Alp Eri	0.45300	24000.	78	23028	No
193	GOM_NL__2PRFIN20060726_194728_000000342049_00429_23028_0663.N1	26-JUL-2006 19:47:28	Straylight	34.000	148	Alp Tuc	2.8780	4100.0	68	23028	No
194	GOM_NL__2PRFIN20060726_194923_000000532049_00429_23028_0664.N1	26-JUL-2006 19:49:23	Straylight	53.000	63	Bet Gru	2.1500	2800.0	106	23028	No
195	GOM_NL__2PRFIN20060726_195041_000000372049_00429_23028_0665.N1	26-JUL-2006 19:50:41	Straylight	36.500	31	Alp Gru	1.7340	15200.	73	23028	No
196	GOM_NL__2PRFIN20060726_201032_000000352049_00429_23028_0666.N1	26-JUL-2006 20:10:32	Bright	34.500	11	53Alp Aql	0.76500	8000.0	69	23028	No
197	GOM_NL__2PRFIN20060726_201852_000000312049_00429_23028_0667.N1	26-JUL-2006 20:18:52	Bright	31.000	5	3Alp Lyr	0.033000	11000.	62	23028	No
198	GOM_NL__2PRFIN20060726_202120_000000322049_00429_23028_0668.N1	26-JUL-2006 20:21:20	Bright	31.500	144	18Del Cyg	2.8600	11000.	63	23028	No
199	GOM_NL__2PRFIN20060726_202811_000000352049_00429_23028_0669.N1	26-JUL-2006 20:28:11	Bright	34.500	89	5Alp Cep	2.4510	8000.0	69	23028	No
200	GOM_NL__2PRFIN20060726_203326_000000302049_00429_23028_0670.N1	26-JUL-2006 20:33:26	Bright	30.000	49	1Alp UMi	1.9900	6300.0	60	23028	No
201	GOM_NL__2PRFIN20060726_204603_000000482049_00429_23028_0671.N1	26-JUL-2006 20:46:03	Bright	48.000	6	13Alp Aur	0.080000	3400.0	96	23028	No
202	GOM_NL__2PRFIN20060726_205001_000000332049_00429_23028_0672.N1	26-JUL-2006 20:50:01	Bright	33.000	114	3Iot Aur	2.6930	4600.0	66	23028	No
203	GOM_NL__2PRFIN20060726_205527_000000432049_00429_23028_0673.N1	26-JUL-2006 20:55:27	Dark	43.000	13	87Alp Tau	0.86700	3800.0	86	23028	No
204	GOM_NL__2PRFIN20060726_205730_000000352049_00429_23028_0674.N1	26-JUL-2006 20:57:30	Dark	35.000	27	24Gam Ori	1.6360	26000.	70	23028	No
205	GOM_NL__2PRFIN20060726_205914_000000332049_00429_23028_0675.N1	26-JUL-2006 20:59:14	Dark	33.000	72	34Del Ori	2.2500	30000.	66	23028	No
206	GOM_NL__2PRFIN20060726_210146_000000382049_00429_23028_0676.N1	26-JUL-2006 21:01:46	Dark	38.000	7	19Bet Ori	0.10000	14000.	76	23028	No
207	GOM_NL__2PRFIN20060726_210547_000000442049_00429_23028_0677.N1	26-JUL-2006 21:05:47	Dark	43.500	165	34Gam Eri	2.9500	3200.0	87	23028	No
208	GOM_NL__2PRFIN20060726_211507_000000392049_00429_23028_0678.N1	26-JUL-2006 21:15:07	Dark	38.500	157	The1Eri	2.9060	9300.0	77	23028	No
209	GOM_NL__2PRFIN20060726_212055_000000372049_00430_23029_0662.N1	26-JUL-2006 21:20:55	Dark	37.000	9	Alp Eri	0.45300	24000.	74	23029	No
210	GOM_NL__2PRFIN20060726_212804_000000392049_00430_23029_0663.N1	26-JUL-2006 21:28:04	Straylight	39.000	148	Alp Tuc	2.8780	4100.0	78	23029	No
211	GOM_NL__2PRFIN20060726_212959_000000562049_00430_23029_0664.N1	26-JUL-2006 21:29:59	Straylight	56.000	63	Bet Gru	2.1500	2800.0	112	23029	No
212	GOM_NL__2PRFIN20060726_213118_000000382049_00430_23029_0665.N1	26-JUL-2006 21:31:18	Straylight	38.000	31	Alp Gru	1.7340	15200.	76	23029	No
213	GOM_NL__2PRFIN20060726_215108_000000342049_00430_23029_0666.N1	26-JUL-2006 21:51:08	Bright	33.500	11	53Alp Aql	0.76500	8000.0	67	23029	No
214	GOM_NL__2PRFIN20060726_215928_000000282049_00430_23029_0667.N1	26-JUL-2006 21:59:28	Bright	28.000	5	3Alp Lyr	0.033000	11000.	56	23029	No
215	GOM_NL__2PRFIN20060726_220155_000000312049_00430_23029_0668.N1	26-JUL-2006 22:01:55	Bright	31.000	144	18Del Cyg	2.8600	11000.	62	23029	No
216	GOM_NL__2PRFIN20060726_220847_000000342049_00430_23029_0669.N1	26-JUL-2006 22:08:47	Bright	33.500	89	5Alp Cep	2.4510	8000.0	67	23029	No
217	GOM_NL__2PRFIN20060726_221402_000000292049_00430_23029_0670.N1	26-JUL-2006 22:14:02	Bright	28.500	49	1Alp UMi	1.9900	6300.0	57	23029	No
218	GOM_NL__2PRFIN20060726_222639_000000482049_00430_23029_0671.N1	26-JUL-2006 22:26:39	Bright	48.000	6	13Alp Aur	0.080000	3400.0	96	23029	No
219	GOM_NL__2PRFIN20060726_223037_000000362049_00430_23029_0672.N1	26-JUL-2006 22:30:37	Bright	35.500	114	3Iot Aur	2.6930	4600.0	71	23029	No

220	GOM_NL__2PRFIN20060726_223603_000000492049_00430_23029_0673.N1	26-JUL-2006 22:36:03	Dark	48.500	13	87Alp Tau	0.86700	3800.0	97	23029	No
221	GOM_NL__2PRFIN20060726_223806_000000352049_00430_23029_0674.N1	26-JUL-2006 22:38:06	Dark	35.000	27	24Gam Ori	1.6360	26000.	70	23029	No
222	GOM_NL__2PRFIN20060726_223951_000000322049_00430_23029_0675.N1	26-JUL-2006 22:39:51	Dark	32.000	72	34Del Ori	2.2500	30000.	64	23029	No
223	GOM_NL__2PRFIN20060726_224223_000000432049_00430_23029_0676.N1	26-JUL-2006 22:42:23	Dark	42.500	7	19Bet Ori	0.10000	14000.	85	23029	No
224	GOM_NL__2PRFIN20060726_224623_000000462049_00430_23029_0677.N1	26-JUL-2006 22:46:23	Dark	46.000	165	34Gam Eri	2.9500	3200.0	92	23029	No
225	GOM_NL__2PRFIN20060726_225544_000000372049_00430_23029_0678.N1	26-JUL-2006 22:55:44	Dark	37.000	157	The1Eri	2.9060	9300.0	74	23029	No
226	GOM_NL__2PRFIN20060726_230132_000000362049_00431_23030_0662.N1	26-JUL-2006 23:01:32	Dark	35.500	9	Alp Eri	0.45300	24000.	71	23030	No
227	GOM_NL__2PRFIN20060726_230840_000000342049_00431_23030_0663.N1	26-JUL-2006 23:08:40	Straylight	33.500	148	Alp Tuc	2.8780	4100.0	67	23030	No
228	GOM_NL__2PRFIN20060726_231036_000000532049_00431_23030_0664.N1	26-JUL-2006 23:10:36	Straylight	53.000	63	Bet Gru	2.1500	2800.0	106	23030	No
229	GOM_NL__2PRFIN20060726_231154_000000452049_00431_23030_0665.N1	26-JUL-2006 23:11:54	Straylight	44.500	31	Alp Gru	1.7340	15200.	89	23030	No
230	GOM_NL__2PRFIN20060726_233144_000000332049_00431_23030_0666.N1	26-JUL-2006 23:31:44	Bright	33.000	11	53Alp Aql	0.76500	8000.0	66	23030	No
231	GOM_NL__2PRFIN20060726_233300_000000302049_00431_23030_0667.N1	26-JUL-2006 23:33:00	Bright	29.500	168	17Zet Aql	2.9860	11000.	59	23030	No
232	GOM_NL__2PRFIN20060726_234004_000000302049_00431_23030_0668.N1	26-JUL-2006 23:40:04	Bright	29.500	5	3Alp Lyr	0.033000	11000.	59	23030	No
233	GOM_NL__2PRFIN20060726_234231_000000322049_00431_23030_0669.N1	26-JUL-2006 23:42:31	Bright	32.000	144	18Del Cyg	2.8600	11000.	64	23030	No
234	GOM_NL__2PRFIN20060726_234922_000000322049_00431_23030_0670.N1	26-JUL-2006 23:49:22	Bright	31.500	89	5Alp Cep	2.4510	8000.0	63	23030	No
235	GOM_NL__2PRFIN20060726_235438_000000272049_00431_23030_0671.N1	26-JUL-2006 23:54:38	Bright	27.000	49	1Alp UMi	1.9900	6300.0	54	23030	No

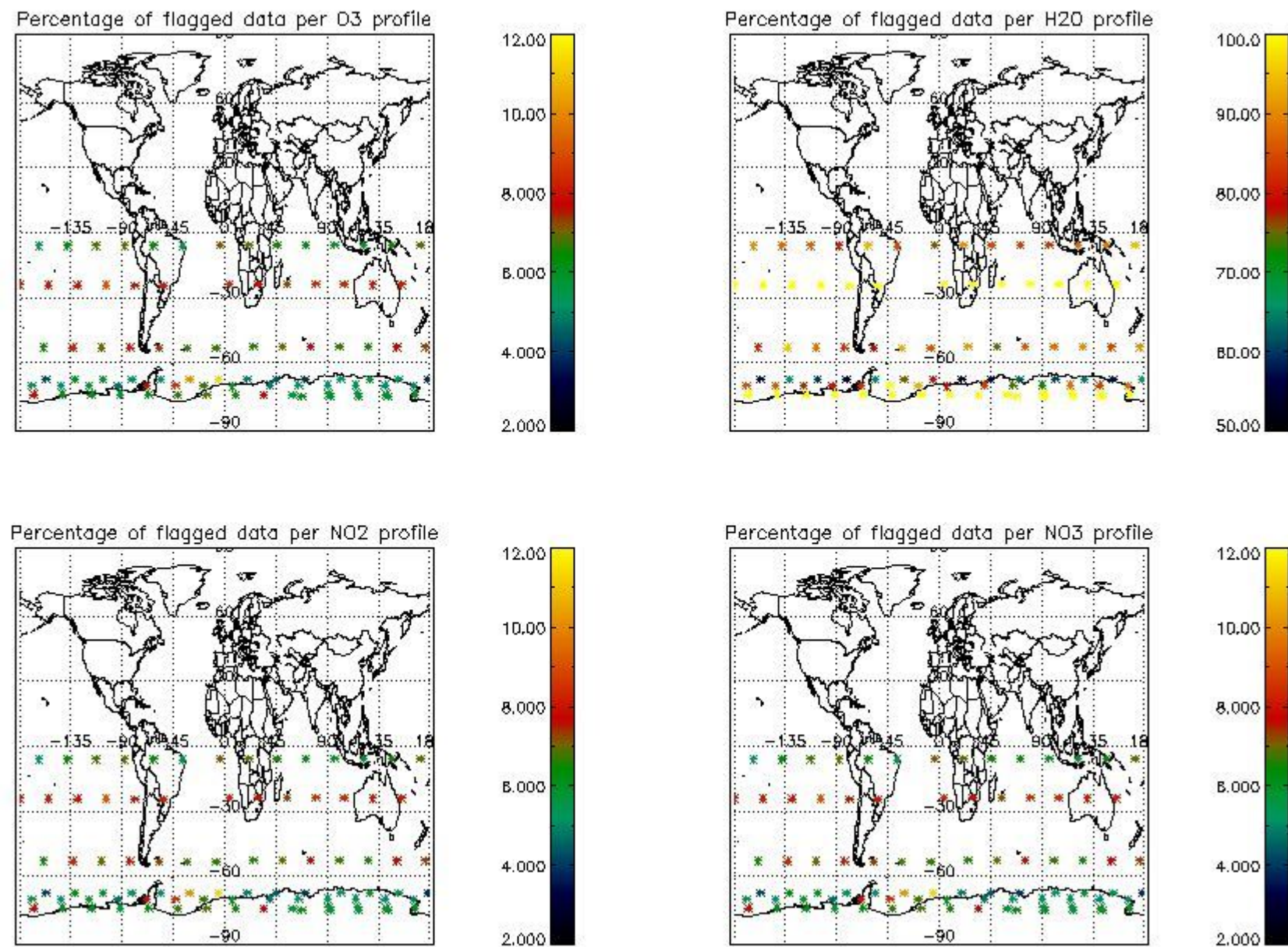
3. Quality information per product

In this section it is plotted some information contained in the Quality Summary data set of the level 2 products. Only products in dark limb conditions and without errors (error flag in the MPH set to "0") are used.

3.1 Plot quality information per product (time dependant)



3.2 Plot quality information per product (world map)

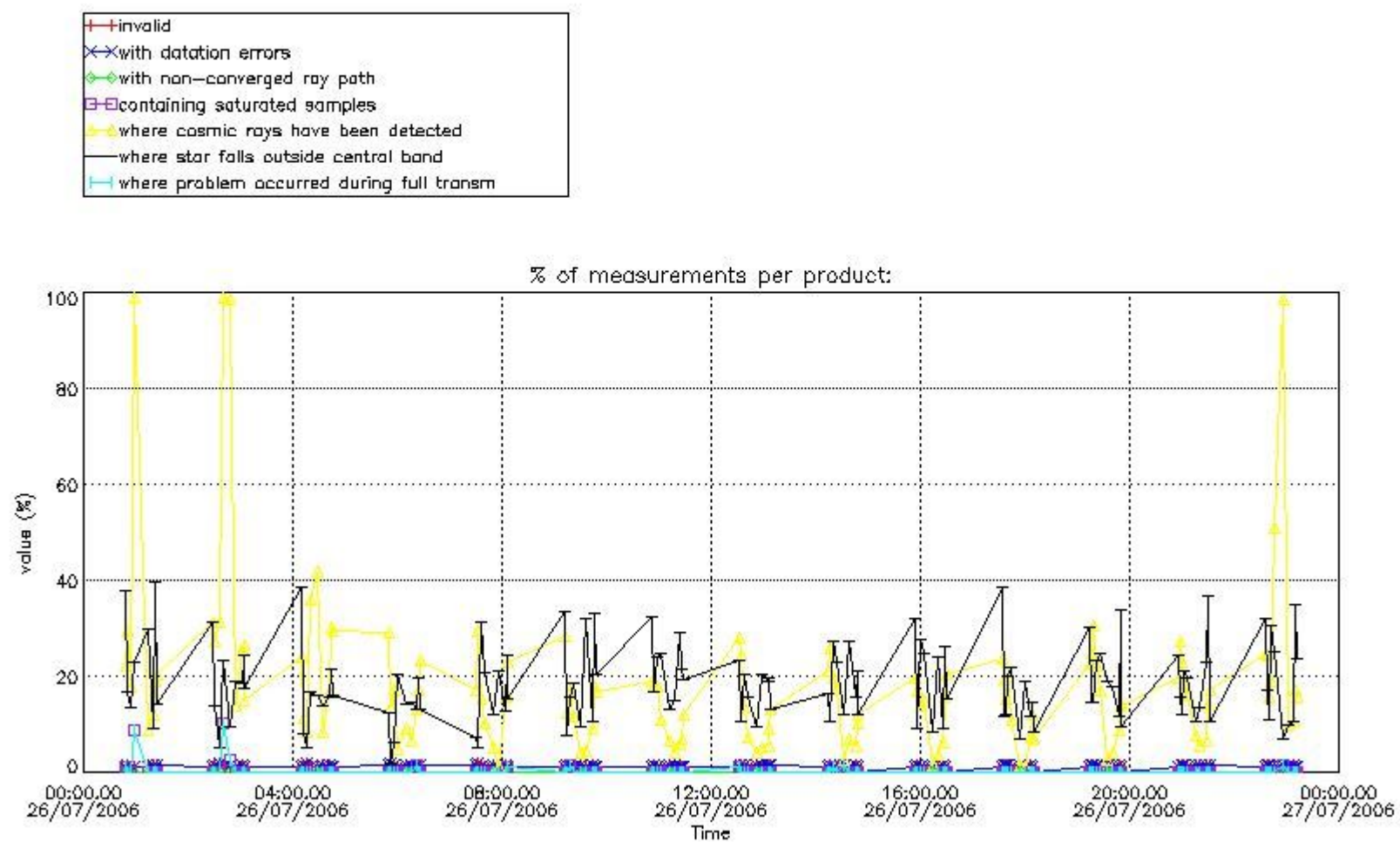


4. Level 1 quality information per product

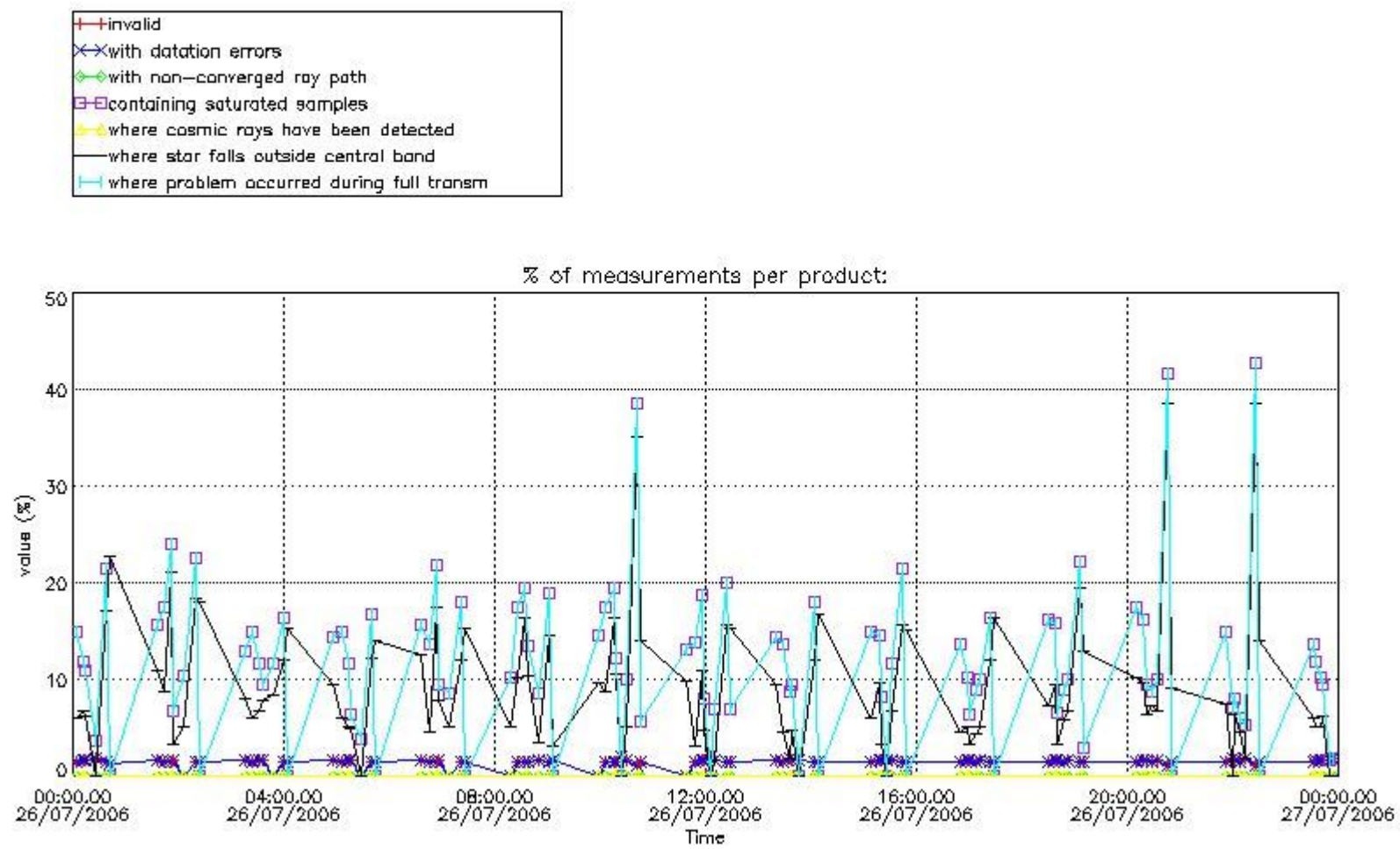
In this section it is plotted some information contained in the Quality Summary data set of the level 2 products that comes from the level 1b processing. Products without errors (error flag in the MPH set to "0") are used.

4.1 Plot quality information per product (time dependant) coming from level 1b processing

4.1.1 Plot level 1 quality information per product (time dependant): ENVISAT ASCENDING passes



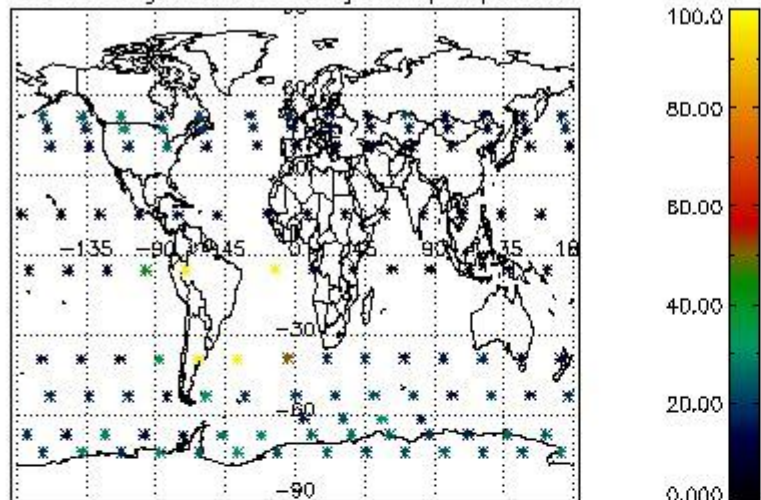
4.1.2 Plot level 1 quality information per product (time dependant): ENVI SAT DESCENDING passes



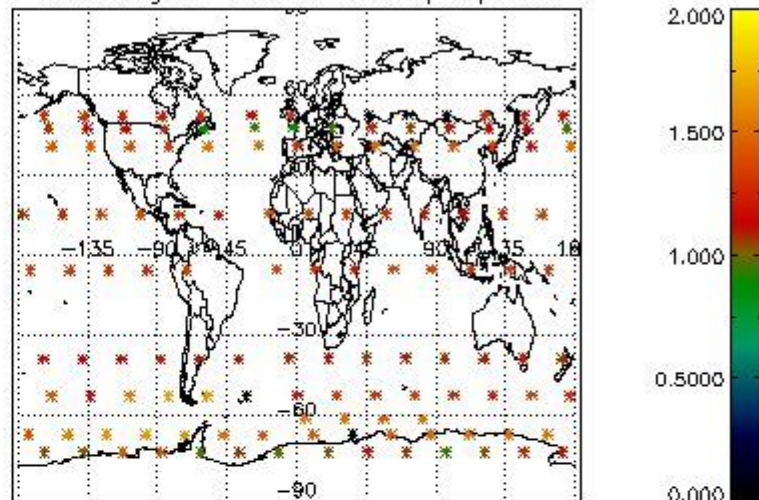
4.2 Plot quality information per product coming from level 1b processing (world map)

4.2.1 Plot level 1 quality information per product (world map): ENVISAT ASCENDING passes

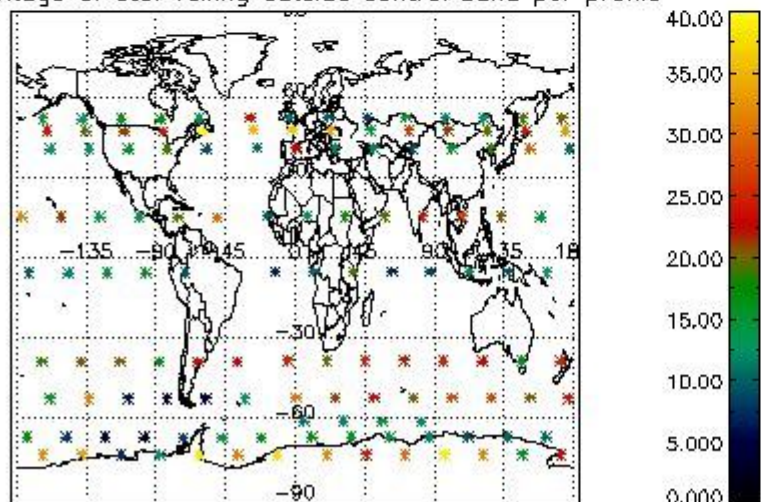
Percentage of cosmic ray hits per profile



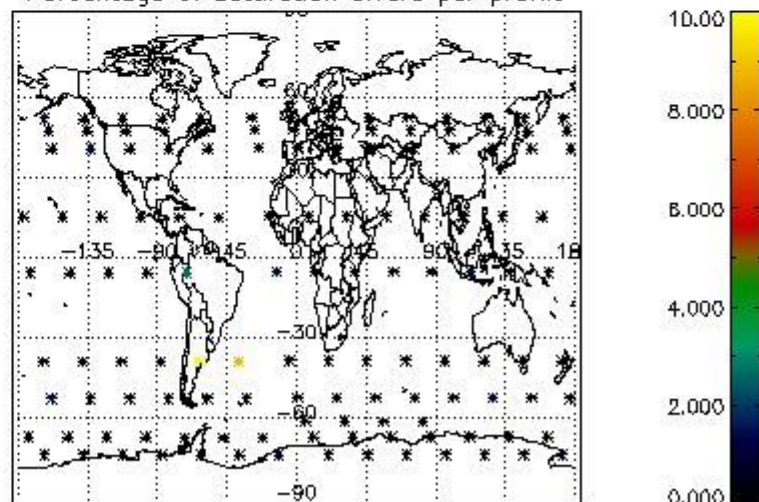
Percentage of datation errors per profile



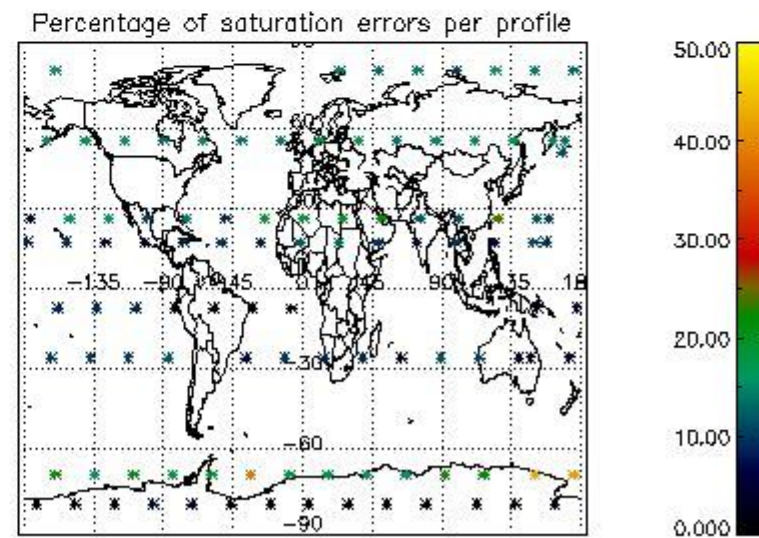
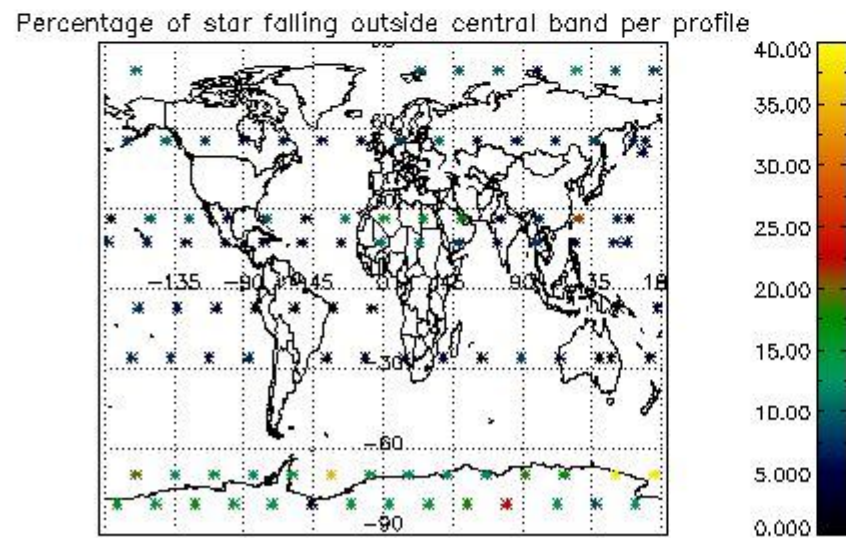
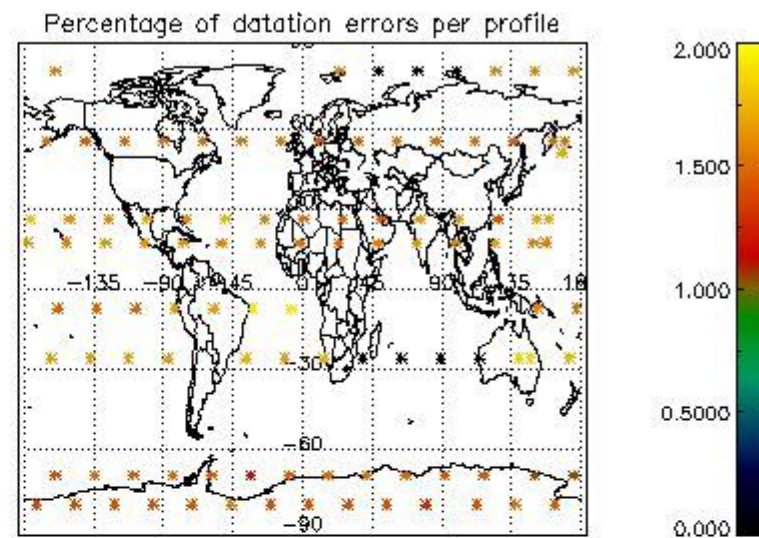
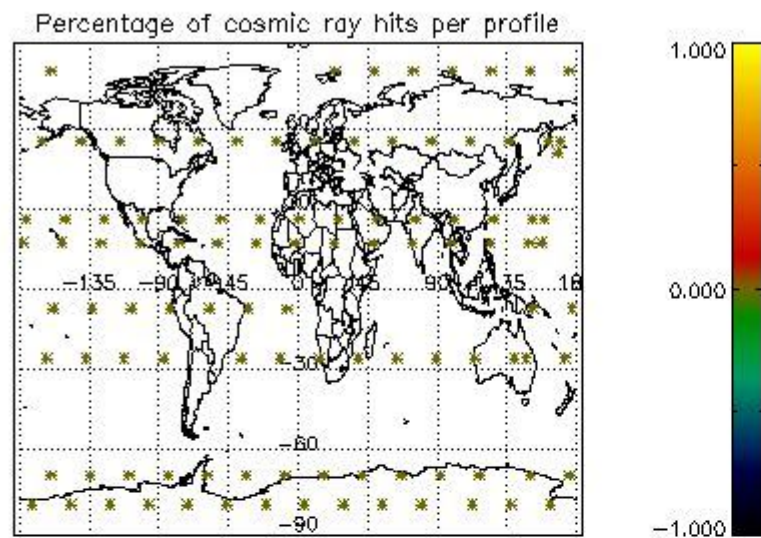
Percentage of star falling outside central band per profile



Percentage of saturation errors per profile



4.2.2 Plot level 1 quality information per product (world map): ENVISAT DESCENDING passes



5. Trace gas profiles

5.1 Ozone statistics based on quality of products

The final quality of the products can be "measured" using the STD (Standard Deviation) attached to every point profile. This information is written to the parameter GOM_NL__2P/NL_LOCAL_SPECIES_DENSITY/o3_std of the level 2 products. The table below shows the statistics for given STD ranges.

The statistics are given with respect to the overall valid production:

- Products without fatal errors: GOM_NL__2P/MPH/PRODUCT_ERR=0
- Valid point profile: GOM_NL__2P/NL_LOCAL_SPECIES_DENSITY/pcd(0)=0

The 'Criteria' is applied to valid points of dark limb products:

- Products in dark limb illumination condition: GOM_NL__2P/NL_SUMMARY_QUALITY/obs_ill_cond=0
- Products without fatal errors: GOM_NL__2P/MPH/PRODUCT_ERR=0
- Valid point profile: GOM_NL__2P/NL_LOCAL_SPECIES_DENSITY/pcd(0)=0

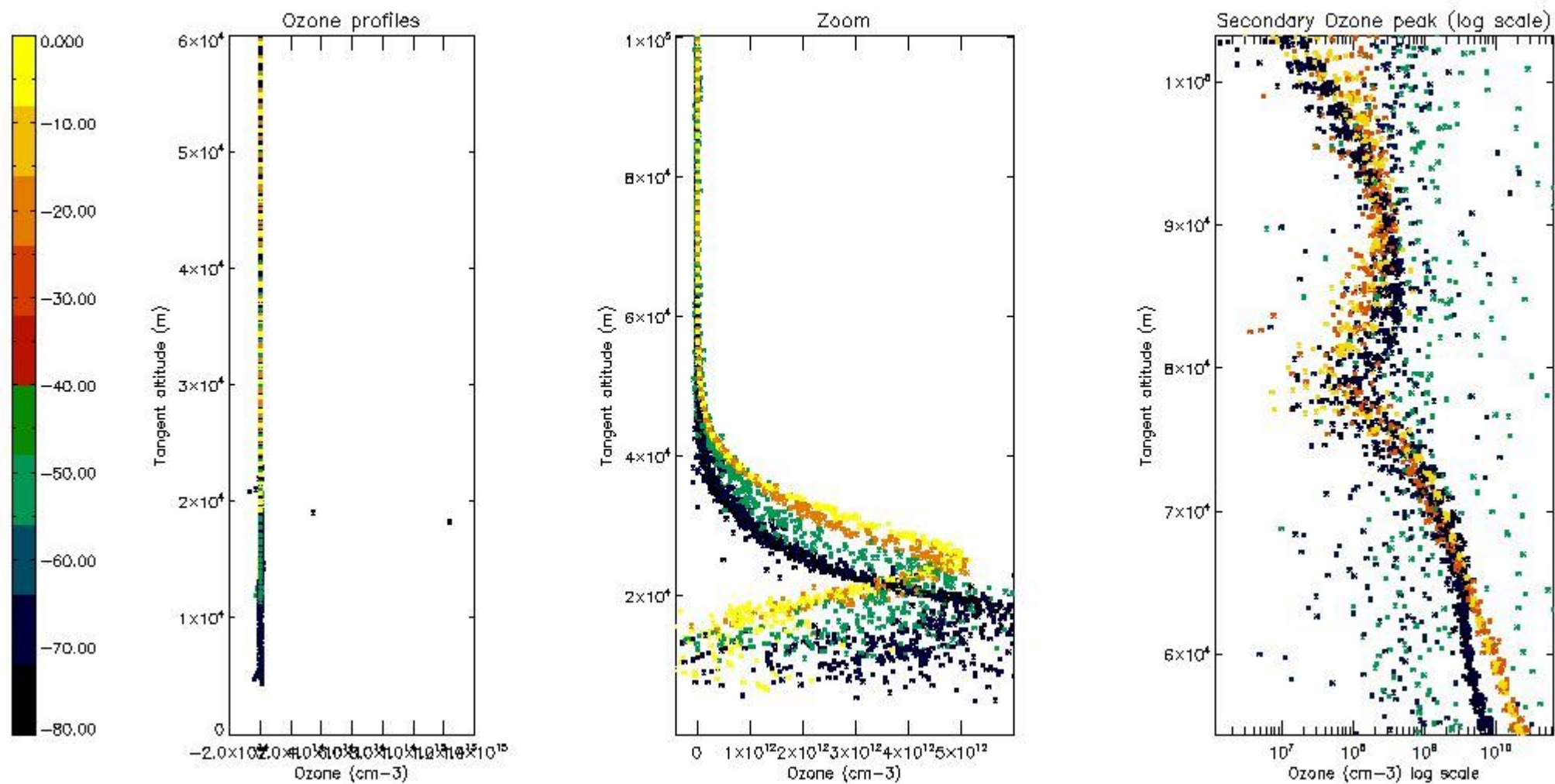
So, the table below shows the percentage of dark limb and valid observations for each criteria with respect to the overall valid daily observations.

Criteria	% of total production
All STD	40
STD < 20	24

STD < 10	19
STD < 5	13

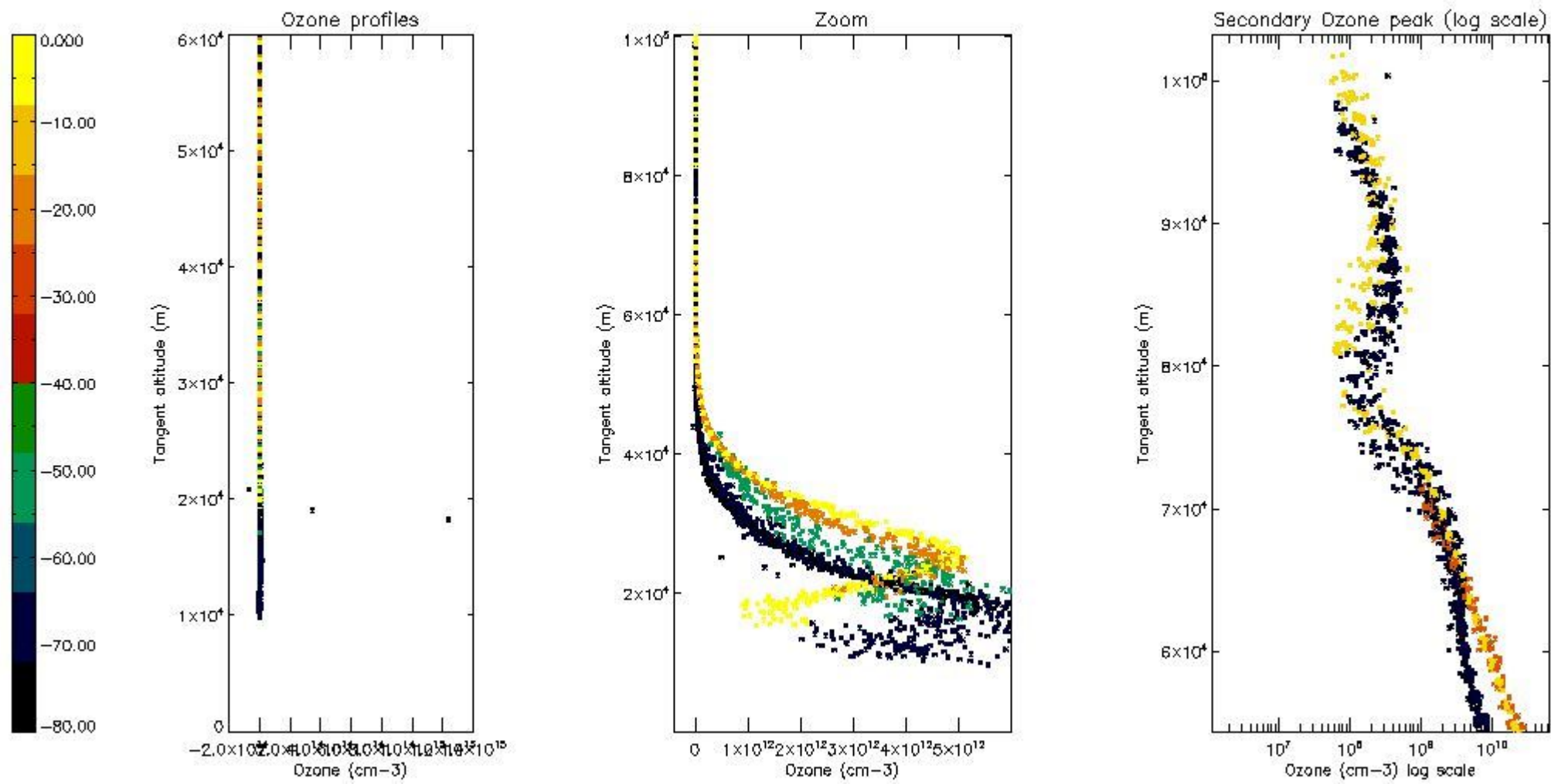
5.2 Plot ozone profiles for all STD (dark without errors)

The colorbar represents the latitude.



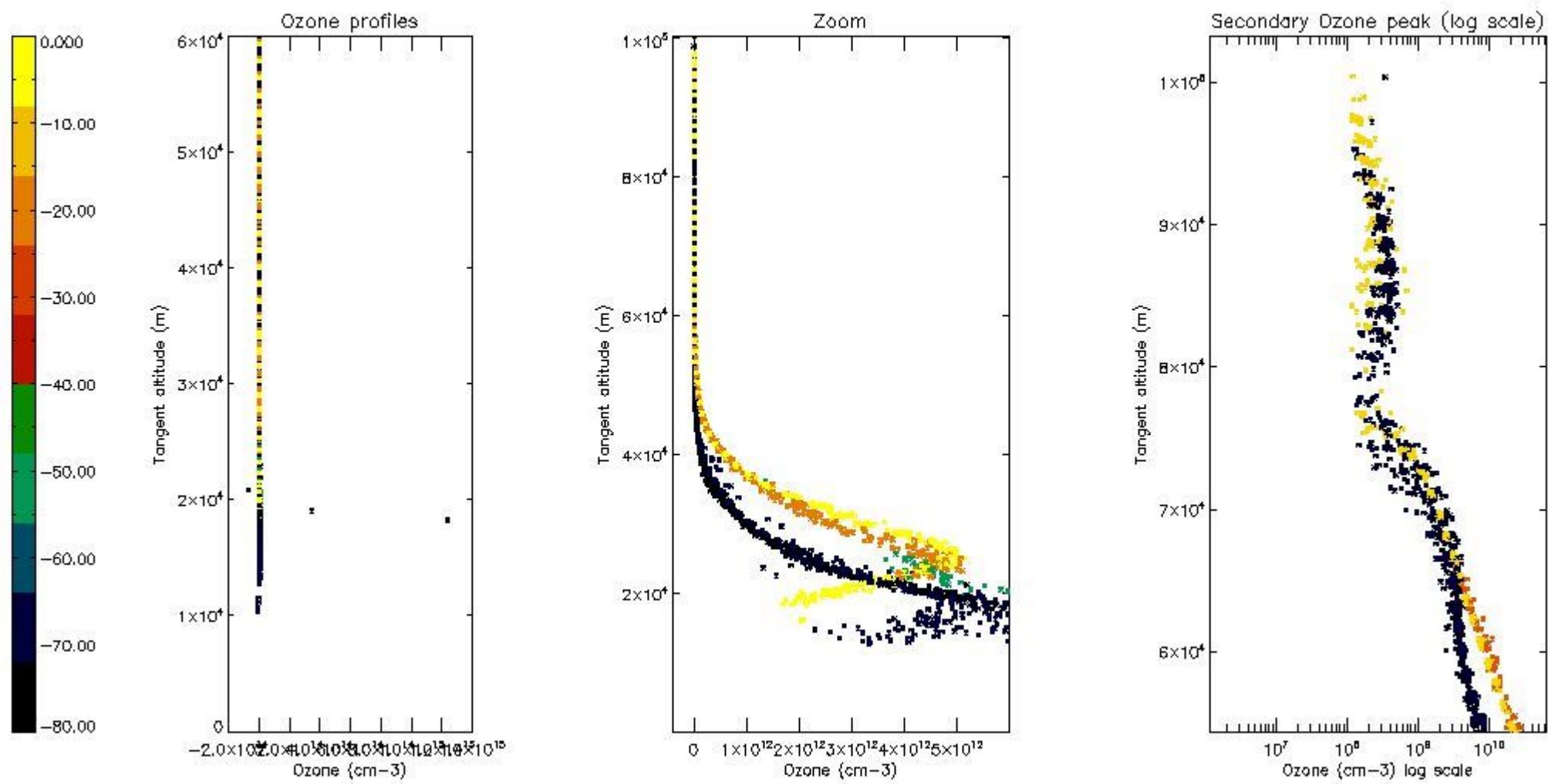
5.3 Plot ozone profiles where STD < 20% (dark without errors)

The colorbar represents the latitude.



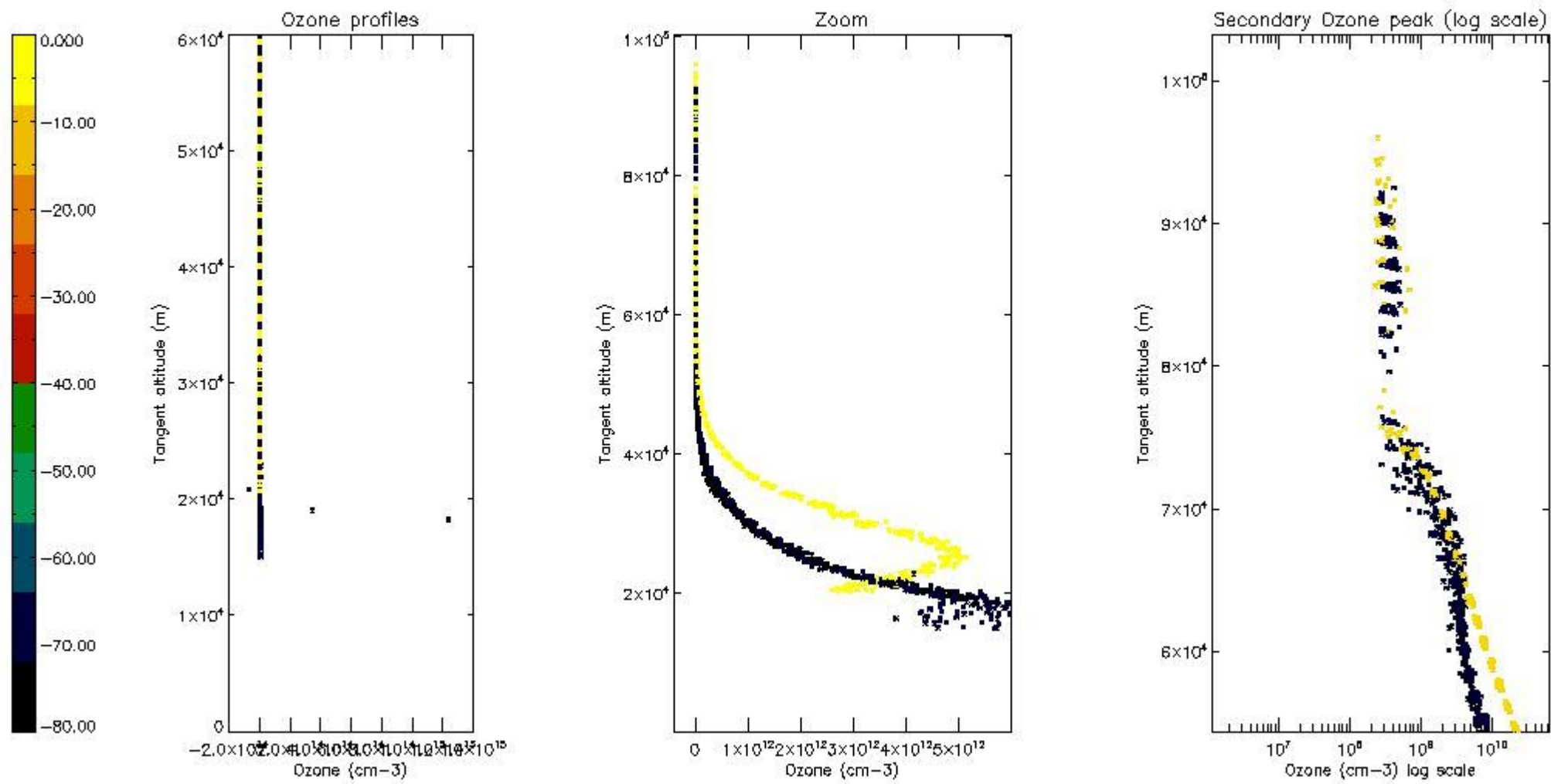
5.4 Plot ozone profiles where $STD < 10\%$ (dark without errors)

The colorbar represents the latitude.



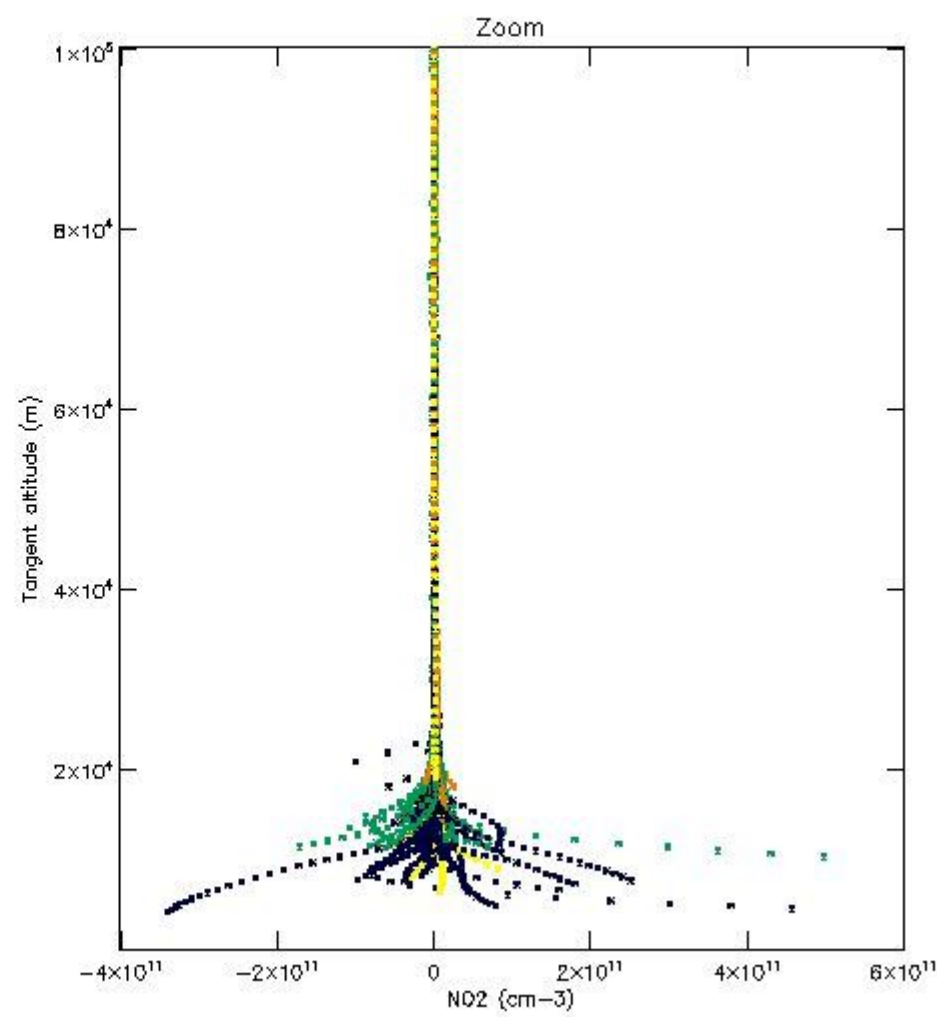
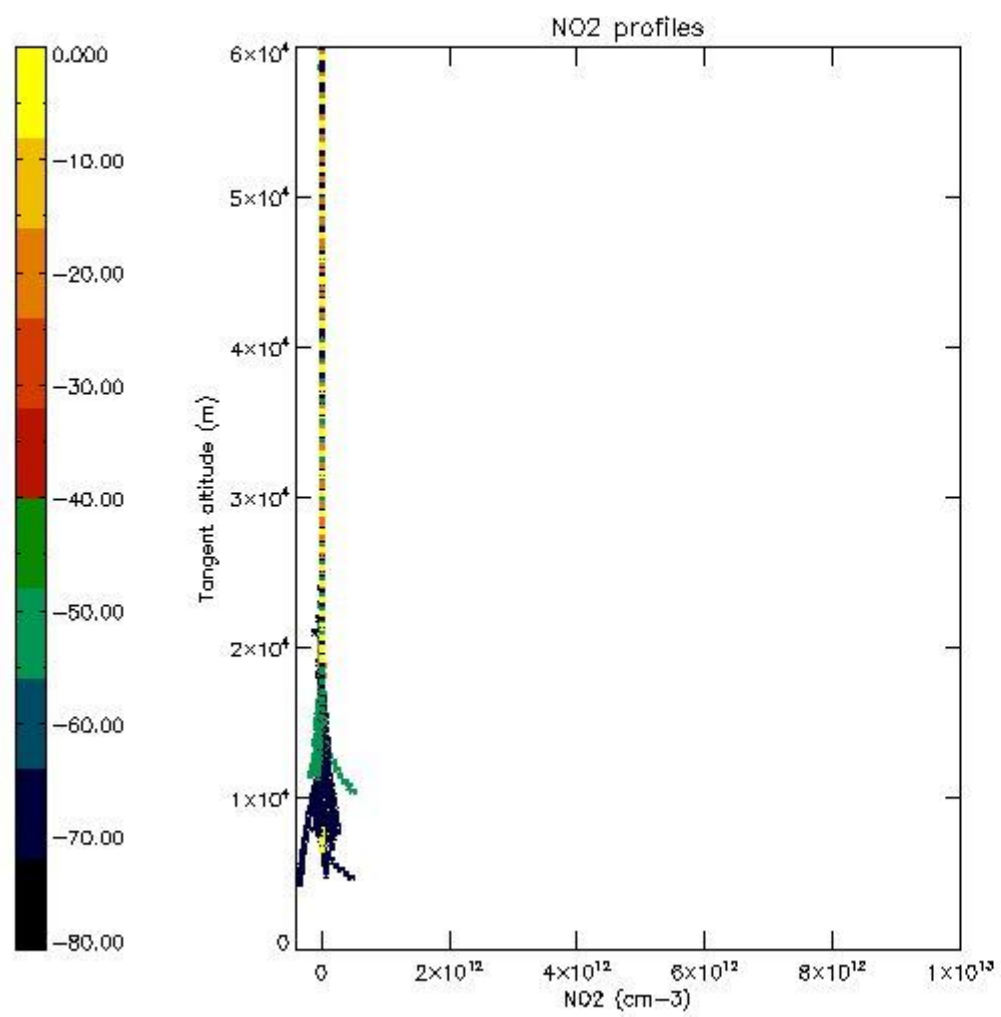
5.5 Plot ozone profiles where $STD < 5\%$ (dark without errors)

The colorbar represents the latitude.



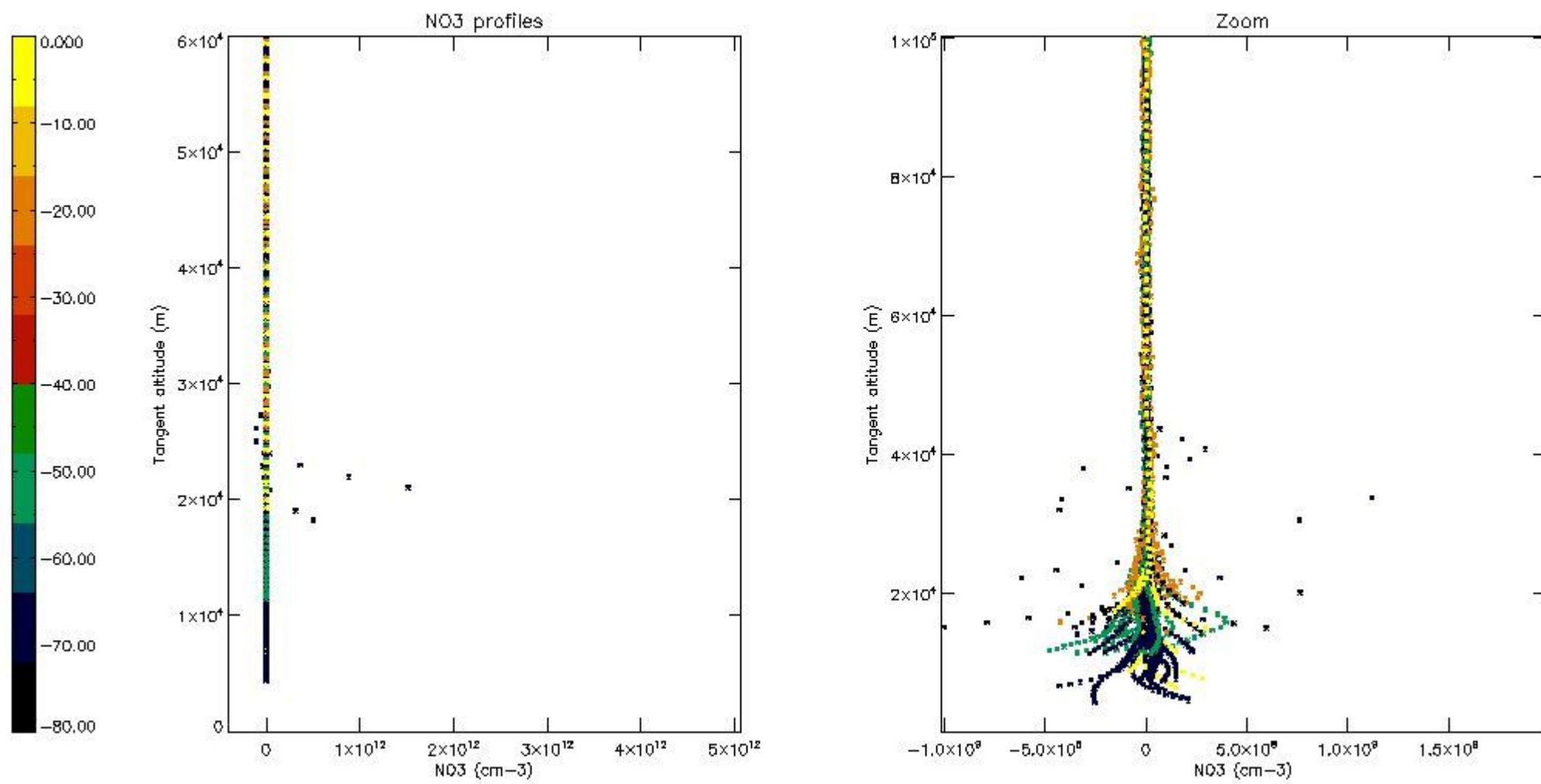
5.6 Plot NO₂ profiles for all STD (dark without errors)

The colorbar represents the latitude.



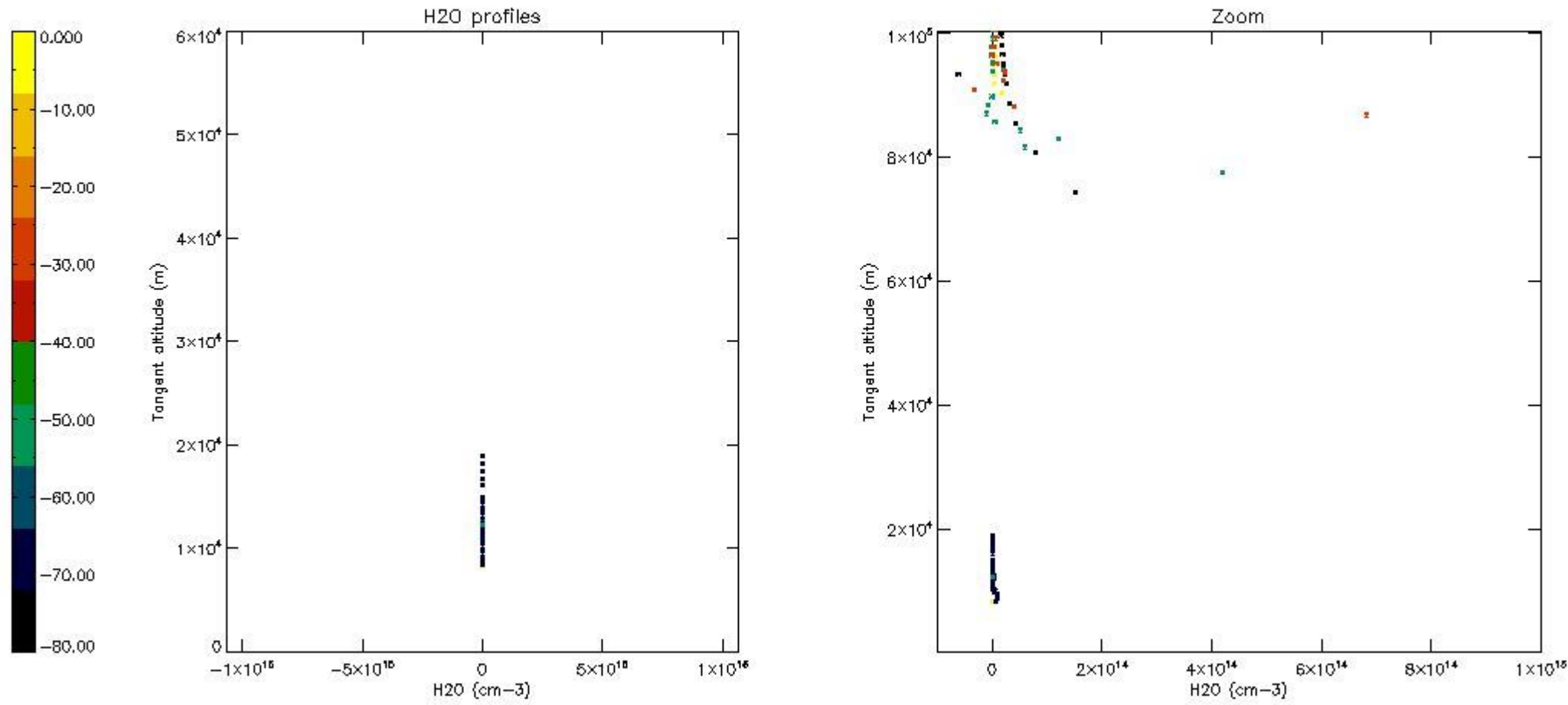
5.7 Plot NO3 profiles for all STD (dark without errors)

The colorbar represents the latitude.



5.8 Plot H2O profiles for all STD (only for occultations of stars 1,2,3,4,13,14,16,26,63 dark without errors)

The colorbar represents the latitude.



6. Auxiliary Data Files used for the production reported in section 2

The number reported in the third column indicates since which file (see list in section 2) the corresponding auxiliary file has been used. The fourth column is the date of those product files.

Type	Auxiliary Filename	Used since product	Used since product date
INST_PHYS_CHARACTERISTICS	GOM_INS_AXVIEC20091111_143220_20030716_120000_20500101_000000	1	26-JUL-2006 00:03:23
LEVEL-2_PROC_CONFIG	GOM_PR2_AXVIEC20091111_152718_20020301_000000_20500101_000000	1	26-JUL-2006 00:03:23
CROSS_SECTIONS_FILE	GOM_CRS_AXVIEC20091111_154832_20020301_000000_20500101_000000	1	26-JUL-2006 00:03:23

GOMOS Level 2 Daily Report

SUMMARY

[1. General Info](#)

[2. Summary of processed GOM_NL_2P products](#)

[3. Level 2 Quality information per product](#)

[3.1 Plot of level 2 quality information per product \(time dependant\)](#)

[3.2 Plot of level 2 quality information per product \(world map\)](#)

[4. Level 1 Quality information per product \(stored on level 2 products\)](#)

[4.1 Plot of level 1 quality information per product \(time dependant\)](#)

[4.1.1 Plot of level 1 quality information per product \(time dependant\): ASCENDING](#)

[4.1.2 Plot of level 1 quality information per product \(time dependant\): DESCENDING](#)

[4.2 Plot of level 1 quality information per product \(world map\)](#)

[4.2.1 Plot of level 1 quality information per product \(world map\): ASCENDING](#)

[4.2.2 Plot of level 1 quality information per product \(world map\): DESCENDING](#)

[5. Ozone profiles based on quality statistics and other trace gas profiles](#)

[5.1 Ozone statistics based on quality of products](#)

[5.2 Plot ozone profiles for all STD \(dark without errors\)](#)

[5.3 Plot ozone profiles where STD < 20% \(dark without errors\)](#)

[5.4. Plot ozone profiles where STD < 10% \(dark without errors\)](#)

[5.5. Plot ozone profiles where STD < 5% \(dark without errors\)](#)

[5.6 Plot NO2 profiles for all STD \(dark without errors\)](#)

[5.7 Plot NO3 profiles for all STD \(dark without errors\)](#)

[5.8 Plot H2O profiles \(only for occultations of stars 1,2,3,4,13,14,16,26,63 dark without errors\) for all STD](#)

[6. Auxiliary Data Files used for the production reported in section 2](#)

This report presents the daily analysis on parameters extracted from GOMOS level 2 data (GOM_NL__2P). It is intended to monitor some important parameters that will impact the quality of these products. A list of level 2 products (and content) that have arrived during the reporting day to the PCF is also given.

Item	Value
Time of report generation	24APR2013 02:29:40
Data source version	GOMOS/6.01
Start time of products	26-07-2006 (26JUL2006 00:00:00)
Stop time of products	27-07-2006 (27JUL2006 00:00:00)
Store outputs in DB	Yes
Nb of level 2 prods	235
Nb of prods with errors	1

2. Summary of processed GOM_NL__2P products.

Nr	Filename	UTC Start time	Limb	Duration	Star Id	Star Name	Star Mag	Star Temp	Nb Meas	Orbit	Prod. error
1	GOM_NL__2PRFIN20060726_000323_000000342049_00417_23016_0647.N1	26-JUL-2006 00:03:23	Bright	33.500	11	53Alp Aql	0.76500	8000.0	67	23016	No
2	GOM_NL__2PRFIN20060726_001141_000000302049_00417_23016_0648.N1	26-JUL-2006 00:11:41	Bright	29.500	5	3Alp Lyr	0.033000	11000.	59	23016	No
3	GOM_NL__2PRFIN20060726_001412_000000322049_00417_23016_0649.N1	26-JUL-2006 00:14:12	Bright	32.000	144	18Del Cyg	2.8600	11000.	64	23016	No
4	GOM_NL__2PRFIN20060726_002615_000000272049_00417_23016_0650.N1	26-JUL-2006 00:26:15	Bright	27.000	49	1Alp UMi	1.9900	6300.0	54	23016	No
5	GOM_NL__2PRFIN20060726_003851_000000352049_00417_23016_0651.N1	26-JUL-2006 00:38:51	Bright	35.000	6	13Alp Aur	0.080000	3400.0	70	23016	No
6	GOM_NL__2PRFIN20060726_004248_000000402049_00417_23016_0652.N1	26-JUL-2006 00:42:48	Bright	39.500	114	3Iot Aur	2.6930	4600.0	79	23016	No
7	GOM_NL__2PRFIN20060726_004812_000000522049_00417_23016_0653.N1	26-JUL-2006 00:48:12	Dark	51.500	13	87Alp Tau	0.86700	3800.0	103	23016	No
8	GOM_NL__2PRFIN20060726_005015_000000362049_00417_23016_0654.N1	26-JUL-2006 00:50:15	Dark	35.500	27	24Gam Ori	1.6360	26000.	71	23016	No
9	GOM_NL__2PRFIN20060726_005431_000000342049_00417_23016_0655.N1	26-JUL-2006 00:54:31	Dark	33.500	7	19Bet Ori	0.10000	14000.	67	23016	No
10	GOM_NL__2PRFIN20060726_005826_000000462049_00417_23016_0656.N1	26-JUL-2006 00:58:26	Dark	45.500	165	34Gam Eri	2.9500	3200.0	91	23016	No
11	GOM_NL__2PRFIN20060726_011336_000000462049_00418_23017_0642.N1	26-JUL-2006 01:13:36	Dark	45.500	9	Alp Eri	0.45300	24000.	91	23017	No
12	GOM_NL__2PRFIN20060726_012047_000000332049_00418_23017_0643.N1	26-JUL-2006 01:20:47	Straylight	33.000	148	Alp Tuc	2.8780	4100.0	66	23017	No
13	GOM_NL__2PRFIN20060726_012240_000000582049_00418_23017_0644.N1	26-JUL-2006 01:22:40	Straylight	58.000	63	Bet Gru	2.1500	2800.0	116	23017	No
14	GOM_NL__2PRFIN20060726_012400_000000392049_00418_23017_0645.N1	26-JUL-2006 01:24:00	Straylight	39.000	31	Alp Gru	1.7340	15200.	78	23017	No
15	GOM_NL__2PRFIN20060726_013511_000000322049_00418_23017_0646.N1	26-JUL-2006 01:35:11	Bright	32.000	155	41Pi Sgr	2.9000	6600.0	64	23017	No
16	GOM_NL__2PRFIN20060726_014359_000000352049_00418_23017_0647.N1	26-JUL-2006 01:43:59	Bright	34.500	11	53Alp Aql	0.76500	8000.0	69	23017	No
17	GOM_NL__2PRFIN20060726_015217_000000362049_00418_23017_0648.N1	26-JUL-2006 01:52:17	Bright	35.500	5	3Alp Lyr	0.033000	11000.	71	23017	No
18	GOM_NL__2PRFIN20060726_015448_000000302049_00418_23017_0649.N1	26-JUL-2006 01:54:48	Bright	30.000	144	18Del Cyg	2.8600	11000.	60	23017	No
19	GOM_NL__2PRFIN20060726_020651_000000292049_00418_23017_0650.N1	26-JUL-2006 02:06:51	Bright	29.000	49	1Alp UMi	1.9900	6300.0	58	23017	No
20	GOM_NL__2PRFIN20060726_021927_000000362049_00418_23017_0651.N1	26-JUL-2006 02:19:27	Bright	35.500	6	13Alp Aur	0.080000	3400.0	71	23017	No
21	GOM_NL__2PRFIN20060726_022324_000000362049_00418_23017_0652.N1	26-JUL-2006 02:23:24	Bright	36.000	114	3Iot Aur	2.6930	4600.0	72	23017	No
22	GOM_NL__2PRFIN20060726_022848_000000472049_00418_23017_0653.N1	26-JUL-2006 02:28:48	Dark	46.500	13	87Alp Tau	0.86700	3800.0	93	23017	No
23	GOM_NL__2PRFIN20060726_023051_000000332049_00418_23017_0654.N1	26-JUL-2006 02:30:51	Dark	33.000	27	24Gam Ori	1.6360	26000.	66	23017	No
24	GOM_NL__2PRFIN20060726_023507_000000312049_00418_23017_0655.N1	26-JUL-2006 02:35:07	Dark	30.500	7	19Bet Ori	0.10000	14000.	61	23017	No
25	GOM_NL__2PRFIN20060726_023903_000000452049_00418_23017_0656.N1	26-JUL-2006 02:39:03	Dark	45.000	165	34Gam Eri	2.9500	3200.0	90	23017	No
26	GOM_NL__2PRFIN20060726_024822_000000382049_00418_23017_0657.N1	26-JUL-2006 02:48:22	Dark	37.500	157	The1Eri	2.9060	9300.0	75	23017	No
27	GOM_NL__2PRFIN20060726_025413_000000402049_00419_23018_0642.N1	26-JUL-2006 02:54:13	Dark	39.500	9	Alp Eri	0.45300	24000.	79	23018	No
28	GOM_NL__2PRFIN20060726_030124_000000382049_00419_23018_0643.N1	26-JUL-2006 03:01:24	Straylight	37.500	148	Alp Tuc	2.8780	4100.0	75	23018	No
29	GOM_NL__2PRFIN20060726_030316_000000472049_00419_23018_0644.N1	26-JUL-2006 03:03:16	Straylight	47.000	63	Bet Gru	2.1500	2800.0	94	23018	No
30	GOM_NL__2PRFIN20060726_030436_000000412049_00419_23018_0645.N1	26-JUL-2006 03:04:36	Straylight	40.500	31	Alp Gru	1.7340	15200.	81	23018	No
31	GOM_NL__2PRFIN20060726_031547_000000312049_00419_23018_0646.N1	26-JUL-2006 03:15:47	Bright	31.000	155	41Pi Sgr	2.9000	6600.0	62	23018	No
32	GOM_NL__2PRFIN20060726_032435_000000342049_00419_23018_0647.N1	26-JUL-2006 03:24:35	Bright	33.500	11	53Alp Aql	0.76500	8000.0	67	23018	No
33	GOM_NL__2PRFIN20060726_033253_000000302049_00419_23018_0648.N1	26-JUL-2006 03:32:53	Bright	30.000	5	3Alp Lyr	0.033000	11000.	60	23018	No
34	GOM_NL__2PRFIN20060726_033523_000000322049_00419_23018_0649.N1	26-JUL-2006 03:35:23	Bright	32.000	144	18Del Cyg	2.8600	11000.	64	23018	No
35	GOM_NL__2PRFIN20060726_034727_000000302049_00419_23018_0650.N1	26-JUL-2006 03:47:27	Bright	30.000	49	1Alp UMi	1.9900	6300.0	60	23018	No
36	GOM_NL__2PRFIN20060726_040003_000000342049_00419_23018_0651.N1	26-JUL-2006 04:00:03	Bright	33.500	6	13Alp Aur	0.080000	3400.0	67	23018	No
37	GOM_NL__2PRFIN20060726_040400_000000362049_00419_23018_0652.N1	26-JUL-2006 04:04:00	Bright	36.000	114	3Iot Aur	2.6930	4600.0	72	23018	No
38	GOM_NL__2PRFIN20060726_040924_000000522049_00419_23018_0653.N1	26-JUL-2006 04:09:24	Dark	52.000	13	87Alp Tau	0.86700	3800.0	104	23018	No
39	GOM_NL__2PRFIN20060726_041128_000000312049_00419_23018_0654.N1	26-JUL-2006 04:11:28	Dark	31.000	27	24Gam Ori	1.6360	26000.	62	23018	No
40	GOM_NL__2PRFIN20060726_041543_000000302049_00419_23018_0655.N1	26-JUL-2006 04:15:43	Dark	30.000	7	19Bet Ori	0.10000	14000.	60	23018	No
41	GOM_NL__2PRFIN20060726_041940_000000422049_00419_23018_0656.N1	26-JUL-2006 04:19:40	Dark	41.500	165	34Gam Eri	2.9500	3200.0	83	23018	No
42	GOM_NL__2PRFIN20060726_042859_000000412049_00419_23018_0657.N1	26-JUL-2006 04:28:59	Dark	40.500	157	The1Eri	2.9060	9300.0	81	23018	No

43	GOM_NL__2PRFIN20060726_043450_000000372049_00420_23019_0642.N1	26-JUL-2006 04:34:50	Dark	36.500	9	Alp Eri	0.45300	24000.	73	23019	No
44	GOM_NL__2PRFIN20060726_044200_000000362049_00420_23019_0643.N1	26-JUL-2006 04:42:00	Straylight	35.500	148	Alp Tuc	2.8780	4100.0	71	23019	No
45	GOM_NL__2PRFIN20060726_044353_000000452049_00420_23019_0644.N1	26-JUL-2006 04:43:53	Straylight	44.500	63	Bet Gru	2.1500	2800.0	89	23019	No
46	GOM_NL__2PRFIN20060726_044513_000000412049_00420_23019_0645.N1	26-JUL-2006 04:45:13	Straylight	40.500	31	Alp Gru	1.7340	15200.	81	23019	No
47	GOM_NL__2PRFIN20060726_045623_000000322049_00420_23019_0646.N1	26-JUL-2006 04:56:23	Bright	31.500	155	41Pi Sgr	2.9000	6600.0	63	23019	No
48	GOM_NL__2PRFIN20060726_050510_000000342049_00420_23019_0647.N1	26-JUL-2006 05:05:10	Bright	33.500	11	53Alp Aql	0.76500	8000.0	67	23019	No
49	GOM_NL__2PRFIN20060726_051329_000000302049_00420_23019_0648.N1	26-JUL-2006 05:13:29	Bright	30.000	5	3Alp Lyr	0.033000	11000.	60	23019	No
50	GOM_NL__2PRFIN20060726_051559_000000312049_00420_23019_0649.N1	26-JUL-2006 05:15:59	Bright	31.000	144	18Del Cyg	2.8600	11000.	62	23019	No
51	GOM_NL__2PRFIN20060726_052803_000000272049_00420_23019_0650.N1	26-JUL-2006 05:28:03	Bright	26.500	49	1Alp UMi	1.9900	6300.0	53	23019	No
52	GOM_NL__2PRFIN20060726_054039_000000332049_00420_23019_0651.N1	26-JUL-2006 05:40:39	Bright	33.000	6	13Alp Aur	0.080000	3400.0	66	23019	No
53	GOM_NL__2PRFIN20060726_054436_000000362049_00420_23019_0652.N1	26-JUL-2006 05:44:36	Bright	35.500	114	3lot Aur	2.6930	4600.0	71	23019	No
54	GOM_NL__2PRFIN20060726_055001_000000362049_00420_23019_0653.N1	26-JUL-2006 05:50:01	Dark	36.000	13	87Alp Tau	0.86700	3800.0	72	23019	No
55	GOM_NL__2PRFIN20060726_055204_000000302049_00420_23019_0654.N1	26-JUL-2006 05:52:04	Dark	30.000	27	24Gam Ori	1.6360	26000.	60	23019	No
56	GOM_NL__2PRFIN20060726_055620_000000322049_00420_23019_0655.N1	26-JUL-2006 05:56:20	Dark	32.000	7	19Bet Ori	0.10000	14000.	64	23019	No
57	GOM_NL__2PRFIN20060726_060016_000000442049_00420_23019_0656.N1	26-JUL-2006 06:00:16	Dark	44.000	165	34Gam Eri	2.9500	3200.0	88	23019	No
58	GOM_NL__2PRFIN20060726_060936_000000392049_00420_23019_0657.N1	26-JUL-2006 06:09:36	Dark	39.000	157	The1Eri	2.9060	9300.0	78	23019	No
59	GOM_NL__2PRFIN20060726_061526_000000382049_00421_23020_0642.N1	26-JUL-2006 06:15:26	Dark	37.500	9	Alp Eri	0.45300	24000.	75	23020	No
60	GOM_NL__2PRFIN20060726_062237_000000352049_00421_23020_0643.N1	26-JUL-2006 06:22:37	Straylight	34.500	148	Alp Tuc	2.8780	4100.0	69	23020	No
61	GOM_NL__2PRFIN20060726_062430_000000442049_00421_23020_0644.N1	26-JUL-2006 06:24:30	Straylight	43.500	63	Bet Gru	2.1500	2800.0	87	23020	No
62	GOM_NL__2PRFIN20060726_062549_000000392049_00421_23020_0645.N1	26-JUL-2006 06:25:49	Straylight	38.500	31	Alp Gru	1.7340	15200.	77	23020	No
63	GOM_NL__2PRFIN20060726_063659_000000322049_00421_23020_0646.N1	26-JUL-2006 06:36:59	Bright	32.000	155	41Pi Sgr	2.9000	6600.0	64	23020	No
64	GOM_NL__2PRFIN20060726_064546_000000332049_00421_23020_0647.N1	26-JUL-2006 06:45:46	Bright	33.000	11	53Alp Aql	0.76500	8000.0	66	23020	No
65	GOM_NL__2PRFIN20060726_065405_000000352049_00421_23020_0648.N1	26-JUL-2006 06:54:05	Bright	34.500	5	3Alp Lyr	0.033000	11000.	69	23020	No
66	GOM_NL__2PRFIN20060726_065635_000000322049_00421_23020_0649.N1	26-JUL-2006 06:56:35	Bright	32.000	144	18Del Cyg	2.8600	11000.	64	23020	No
67	GOM_NL__2PRFIN20060726_070839_000000292049_00421_23020_0650.N1	26-JUL-2006 07:08:39	Bright	29.000	49	1Alp UMi	1.9900	6300.0	58	23020	No
68	GOM_NL__2PRFIN20060726_072115_000000342049_00421_23020_0651.N1	26-JUL-2006 07:21:15	Bright	33.500	6	13Alp Aur	0.080000	3400.0	67	23020	No
69	GOM_NL__2PRFIN20060726_072512_000000362049_00421_23020_0652.N1	26-JUL-2006 07:25:12	Bright	36.000	114	3lot Aur	2.6930	4600.0	72	23020	No
70	GOM_NL__2PRFIN20060726_073037_000000352049_00421_23020_0653.N1	26-JUL-2006 07:30:37	Dark	35.000	13	87Alp Tau	0.86700	3800.0	70	23020	No
71	GOM_NL__2PRFIN20060726_073240_000000312049_00421_23020_0654.N1	26-JUL-2006 07:32:40	Dark	30.500	27	24Gam Ori	1.6360	26000.	61	23020	No
72	GOM_NL__2PRFIN20060726_073656_000000432049_00421_23020_0655.N1	26-JUL-2006 07:36:56	Dark	43.000	7	19Bet Ori	0.10000	14000.	86	23020	No
73	GOM_NL__2PRFIN20060726_074053_000000442049_00421_23020_0656.N1	26-JUL-2006 07:40:53	Dark	43.500	165	34Gam Eri	2.9500	3200.0	87	23020	No
74	GOM_NL__2PRFIN20060726_075013_000000382049_00421_23020_0657.N1	26-JUL-2006 07:50:13	Dark	38.000	157	The1Eri	2.9060	9300.0	76	23020	No
75	GOM_NL__2PRFIN20060726_075603_000000402049_00422_23021_0642.N1	26-JUL-2006 07:56:03	Dark	40.000	9	Alp Eri	0.45300	24000.	80	23021	No
76	GOM_NL__2PRFIN20060726_080313_000000352049_00422_23021_0643.N1	26-JUL-2006 08:03:13	Straylight	35.000	148	Alp Tuc	2.8780	4100.0	70	23021	No
77	GOM_NL__2PRFIN20060726_080507_000000472049_00422_23021_0644.N1	26-JUL-2006 08:05:07	Straylight	47.000	63	Bet Gru	2.1500	2800.0	94	23021	No
78	GOM_NL__2PRFIN20060726_080626_000000402049_00422_23021_0645.N1	26-JUL-2006 08:06:26	Straylight	39.500	31	Alp Gru	1.7340	15200.	79	23021	No
79	GOM_NL__2PRFIN20060726_081735_000000302049_00422_23021_0646.N1	26-JUL-2006 08:17:35	Bright	29.500	155	41Pi Sgr	2.9000	6600.0	59	23021	No
80	GOM_NL__2PRFIN20060726_082622_000000352049_00422_23021_0647.N1	26-JUL-2006 08:26:22	Bright	34.500	11	53Alp Aql	0.76500	8000.0	69	23021	No
81	GOM_NL__2PRFIN20060726_083440_000000342049_00422_23021_0648.N1	26-JUL-2006 08:34:40	Bright	33.500	5	3Alp Lyr	0.033000	11000.	67	23021	No
82	GOM_NL__2PRFIN20060726_083710_000000342049_00422_23021_0649.N1	26-JUL-2006 08:37:10	Bright	33.500	144	18Del Cyg	2.8600	11000.	67	23021	No
83	GOM_NL__2PRFIN20060726_084915_000000292049_00422_23021_0650.N1	26-JUL-2006 08:49:15	Bright	29.000	49	1Alp UMi	1.9900	6300.0	58	23021	No
84	GOM_NL__2PRFIN20060726_090151_000000352049_00422_23021_0651.N1	26-JUL-2006 09:01:51	Bright	34.500	6	13Alp Aur	0.080000	3400.0	69	23021	No
85	GOM_NL__2PRFIN20060726_090548_000000322049_00422_23021_0652.N1	26-JUL-2006 09:05:48	Bright	32.000	114	3lot Aur	2.6930	4600.0	64	23021	No
86	GOM_NL__2PRFIN20060726_091113_000000502049_00422_23021_0653.N1	26-JUL-2006 09:11:13	Dark	49.500	13	87Alp Tau	0.86700	3800.0	99	23021	No
87	GOM_NL__2PRFIN20060726_091316_000000322049_00422_23021_0654.N1	26-JUL-2006 09:13:16	Dark	32.000	27	24Gam Ori	1.6360	26000.	64	23021	No
88	GOM_NL__2PRFIN20060726_091732_000000352049_00422_23021_0655.N1	26-JUL-2006 09:17:32	Dark	35.000	7	19Bet Ori	0.10000	14000.	70	23021	No
89	GOM_NL__2PRFIN20060726_092130_000000432049_00422_23021_0656.N1	26-JUL-2006 09:21:30	Dark	43.000	165	34Gam Eri	2.9500	3200.0	86	23021	No
90	GOM_NL__2PRFIN20060726_093049_000000382049_00422_23021_0657.N1	26-JUL-2006 09:30:49	Dark	37.500	157	The1Eri	2.9060	9300.0	75	23021	No
91	GOM_NL__2PRFIN20060726_093639_000000472049_00423_23022_0642.N1	26-JUL-2006 09:36:39	Dark	47.000	9	Alp Eri	0.45300	24000.	94	23022	No
92	GOM_NL__2PRFIN20060726_094349_000000342049_00423_23022_0643.N1	26-JUL-2006 09:43:49	Straylight	33.500	148	Alp Tuc	2.8780	4100.0	67	23022	No
93	GOM_NL__2PRFIN20060726_094543_000000532049_00423_23022_0644.N1	26-JUL-2006 09:45:43	Straylight	53.000	63	Bet Gru	2.1500	2800.0	106	23022	No
94	GOM_NL__2PRFIN20060726_094702_000000422049_00423_23022_0645.N1	26-JUL-2006 09:47:02	Straylight	42.000	31	Alp Gru	1.7340	15200.	84	23022	No
95	GOM_NL__2PRFIN20060726_095811_000000312049_00423_23022_0646.N1	26-JUL-2006 09:58:11	Bright	31.000	155	41Pi Sgr	2.9000	6600.0	62	23022	No
96	GOM_NL__2PRFIN20060726_100658_000000352049_00423_23022_0647.N1	26-JUL-2006 10:06:58	Bright	34.500	11	53Alp Aql	0.76500	8000.0	69	23022	No
97	GOM_NL__2PRFIN20060726_101516_000000342049_00423_23022_0648.N1	26-JUL-2006 10:15:16	Bright	33.500	5	3Alp Lyr	0.033000	11000.	67	23022	No
98	GOM_NL__2PRFIN20060726_101746_000000332049_00423_23022_0649.N1	26-JUL-2006 10:17:46	Bright	33.000	144	18Del Cyg	2.8600	11000.	66	23022	No
99	GOM_NL__2PRFIN20060726_102439_000000262049_00423_23022_0650.N1	26-JUL-2006 10:24:39	Bright	26.000	89	5Alp Cep	2.4510	8000.0	52	23022	No
100	GOM_NL__2PRFIN20060726_102951_000000302049_00423_23022_0651.N1	26-JUL-2006 10:29:51	Bright	30.000	49	1Alp UMi	1.9900	6300.0	60	23022	No
101	GOM_NL__2PRFIN20060726_104227_000000462049_00423_23022_0652.N1	26-JUL-2006 10:42:27	Bright	45.500	6	13Alp Aur	0.080000	3400.0	91	23022	No

102	GOM_NL__2PRFIN20060726_104624_000000362049_00423_23022_0653.N1	26-JUL-2006 10:46:24	Bright	35.500	114	3lot Aur	2.6930	4600.0	71	23022	No
103	GOM_NL__2PRFIN20060726_105149_000000482049_00423_23022_0654.N1	26-JUL-2006 10:51:49	Dark	48.000	13	87Alp Tau	0.86700	3800.0	96	23022	No
104	GOM_NL__2PRFIN20060726_105353_000000362049_00423_23022_0655.N1	26-JUL-2006 10:53:53	Dark	35.500	27	24Gam Ori	1.6360	26000.	71	23022	No
105	GOM_NL__2PRFIN20060726_105809_000000402049_00423_23022_0656.N1	26-JUL-2006 10:58:09	Dark	39.500	7	19Bet Ori	0.10000	14000.	79	23022	No
106	GOM_NL__2PRFIN20060726_110206_000000472049_00423_23022_0657.N1	26-JUL-2006 11:02:06	Dark	46.500	165	34Gam Eri	2.9500	3200.0	93	23022	No
107	GOM_NL__2PRFIN20060726_111126_000000392049_00423_23022_0658.N1	26-JUL-2006 11:11:26	Dark	38.500	157	The1Eri	2.9060	9300.0	77	23022	No
108	GOM_NL__2PRFIN20060726_111716_000000372049_00424_23023_0642.N1	26-JUL-2006 11:17:16	Dark	37.000	9	Alp Eri	0.45300	24000.	74	23023	No
109	GOM_NL__2PRFIN20060726_112426_000000432049_00424_23023_0643.N1	26-JUL-2006 11:24:26	Straylight	43.000	148	Alp Tuc	2.8780	4100.0	86	23023	No
110	GOM_NL__2PRFIN20060726_112620_000000442049_00424_23023_0644.N1	26-JUL-2006 11:26:20	Straylight	44.000	63	Bet Gru	2.1500	2800.0	88	23023	No
111	GOM_NL__2PRFIN20060726_112739_000000422049_00424_23023_0645.N1	26-JUL-2006 11:27:39	Straylight	41.500	31	Alp Gru	1.7340	15200.	83	23023	No
112	GOM_NL__2PRFIN20060726_113847_000000312049_00424_23023_0646.N1	26-JUL-2006 11:38:47	Bright	30.500	155	41Pi Sgr	2.9000	6600.0	61	23023	No
113	GOM_NL__2PRFIN20060726_114734_000000332049_00424_23023_0647.N1	26-JUL-2006 11:47:34	Bright	32.500	11	53Alp Aql	0.76500	8000.0	65	23023	No
114	GOM_NL__2PRFIN20060726_115552_000000322049_00424_23023_0648.N1	26-JUL-2006 11:55:52	Bright	32.000	5	3Alp Lyr	0.033000	11000.	64	23023	No
115	GOM_NL__2PRFIN20060726_115821_000000322049_00424_23023_0649.N1	26-JUL-2006 11:58:21	Bright	31.500	144	18Del Cyg	2.8600	11000.	63	23023	No
116	GOM_NL__2PRFIN20060726_120514_000000262049_00424_23023_0650.N1	26-JUL-2006 12:05:14	Bright	26.000	89	5Alp Cep	2.4510	8000.0	52	23023	No
117	GOM_NL__2PRFIN20060726_121027_000000292049_00424_23023_0651.N1	26-JUL-2006 12:10:27	Bright	29.000	49	1Alp UMi	1.9900	6300.0	58	23023	No
118	GOM_NL__2PRFIN20060726_122303_000000352049_00424_23023_0652.N1	26-JUL-2006 12:23:03	Bright	35.000	6	13Alp Aur	0.080000	3400.0	70	23023	No
119	GOM_NL__2PRFIN20060726_122700_000000362049_00424_23023_0653.N1	26-JUL-2006 12:27:00	Bright	36.000	114	3lot Aur	2.6930	4600.0	72	23023	No
120	GOM_NL__2PRFIN20060726_123226_000000432049_00424_23023_0654.N1	26-JUL-2006 12:32:26	Dark	43.000	13	87Alp Tau	0.86700	3800.0	86	23023	No
121	GOM_NL__2PRFIN20060726_123429_000000332049_00424_23023_0655.N1	26-JUL-2006 12:34:29	Dark	33.000	27	24Gam Ori	1.6360	26000.	66	23023	No
122	GOM_NL__2PRFIN20060726_123845_000000372049_00424_23023_0656.N1	26-JUL-2006 12:38:45	Dark	37.000	7	19Bet Ori	0.10000	14000.	74	23023	No
123	GOM_NL__2PRFIN20060726_124243_000000422049_00424_23023_0657.N1	26-JUL-2006 12:42:43	Dark	41.500	165	34Gam Eri	2.9500	3200.0	83	23023	No
124	GOM_NL__2PRFIN20060726_125203_000000382049_00424_23023_0658.N1	26-JUL-2006 12:52:03	Dark	37.500	157	The1Eri	2.9060	9300.0	75	23023	No
125	GOM_NL__2PRFIN20060726_125752_000000392049_00425_23024_0642.N1	26-JUL-2006 12:57:52	Dark	39.000	9	Alp Eri	0.45300	24000.	78	23024	No
126	GOM_NL__2PRFIN20060726_130502_000000372049_00425_23024_0643.N1	26-JUL-2006 13:05:02	Straylight	37.000	148	Alp Tuc	2.8780	4100.0	74	23024	No
127	GOM_NL__2PRFIN20060726_130656_000000442049_00425_23024_0644.N1	26-JUL-2006 13:06:56	Straylight	43.500	63	Bet Gru	2.1500	2800.0	87	23024	No
128	GOM_NL__2PRFIN20060726_130815_000000392049_00425_23024_0645.N1	26-JUL-2006 13:08:15	Straylight	38.500	31	Alp Gru	1.7340	15200.	77	23024	No
129	GOM_NL__2PRFIN20060726_131923_000000322049_00425_23024_0646.N1	26-JUL-2006 13:19:23	Bright	31.500	155	41Pi Sgr	2.9000	6600.0	63	23024	No
130	GOM_NL__2PRFIN20060726_132809_000000332049_00425_23024_0647.N1	26-JUL-2006 13:28:09	Bright	33.000	11	53Alp Aql	0.76500	8000.0	66	23024	No
131	GOM_NL__2PRFIN20060726_133628_000000292049_00425_23024_0648.N1	26-JUL-2006 13:36:28	Bright	28.500	5	3Alp Lyr	0.033000	11000.	57	23024	No
132	GOM_NL__2PRFIN20060726_133857_000000322049_00425_23024_0649.N1	26-JUL-2006 13:38:57	Bright	31.500	144	18Del Cyg	2.8600	11000.	63	23024	No
133	GOM_NL__2PRFIN20060726_134550_000000302049_00425_23024_0650.N1	26-JUL-2006 13:45:50	Bright	30.000	89	5Alp Cep	2.4510	8000.0	60	23024	No
134	GOM_NL__2PRFIN20060726_140339_000000342049_00425_23024_0651.N1	26-JUL-2006 14:03:39	Bright	33.500	6	13Alp Aur	0.080000	3400.0	67	23024	No
135	GOM_NL__2PRFIN20060726_140736_000000362049_00425_23024_0652.N1	26-JUL-2006 14:07:36	Bright	36.000	114	3lot Aur	2.6930	4600.0	72	23024	No
136	GOM_NL__2PRFIN20060726_141302_000000402049_00425_23024_0653.N1	26-JUL-2006 14:13:02	Dark	40.000	13	87Alp Tau	0.86700	3800.0	80	23024	No
137	GOM_NL__2PRFIN20060726_141505_000000332049_00425_23024_0654.N1	26-JUL-2006 14:15:05	Dark	33.000	27	24Gam Ori	1.6360	26000.	66	23024	No
138	GOM_NL__2PRFIN20060726_141921_000000412049_00425_23024_0655.N1	26-JUL-2006 14:19:21	Dark	40.500	7	19Bet Ori	0.10000	14000.	81	23024	No
139	GOM_NL__2PRFIN20060726_142320_000000462049_00425_23024_0656.N1	26-JUL-2006 14:23:20	Dark	45.500	165	34Gam Eri	2.9500	3200.0	91	23024	No
140	GOM_NL__2PRFIN20060726_143240_000000382049_00425_23024_0657.N1	26-JUL-2006 14:32:40	Dark	38.000	157	The1Eri	2.9060	9300.0	76	23024	No
141	GOM_NL__2PRFIN20060726_143829_000000442049_00426_23025_0662.N1	26-JUL-2006 14:38:29	Dark	44.000	9	Alp Eri	0.45300	24000.	88	23025	No
142	GOM_NL__2PRFIN20060726_144538_000000362049_00426_23025_0663.N1	26-JUL-2006 14:45:38	Straylight	35.500	148	Alp Tuc	2.8780	4100.0	71	23025	No
143	GOM_NL__2PRFIN20060726_144733_000000452049_00426_23025_0664.N1	26-JUL-2006 14:47:33	Straylight	45.000	63	Bet Gru	2.1500	2800.0	90	23025	No
144	GOM_NL__2PRFIN20060726_144852_000000382049_00426_23025_0665.N1	26-JUL-2006 14:48:52	Straylight	37.500	31	Alp Gru	1.7340	15200.	75	23025	No
145	GOM_NL__2PRFIN20060726_150001_000000292049_00426_23025_0666.N1	26-JUL-2006 15:00:01	Dark	28.500	155	41Pi Sgr	2.9000	6600.0	57	23025	Yes
146	GOM_NL__2PRFIN20060726_150845_000000342049_00426_23025_0667.N1	26-JUL-2006 15:08:45	Bright	33.500	11	53Alp Aql	0.76500	8000.0	67	23025	No
147	GOM_NL__2PRFIN20060726_151704_000000312049_00426_23025_0668.N1	26-JUL-2006 15:17:04	Bright	31.000	5	3Alp Lyr	0.033000	11000.	62	23025	No
148	GOM_NL__2PRFIN20060726_151933_000000312049_00426_23025_0669.N1	26-JUL-2006 15:19:33	Bright	30.500	144	18Del Cyg	2.8600	11000.	61	23025	No
149	GOM_NL__2PRFIN20060726_152625_000000302049_00426_23025_0670.N1	26-JUL-2006 15:26:25	Bright	30.000	89	5Alp Cep	2.4510	8000.0	60	23025	No
150	GOM_NL__2PRFIN20060726_153138_000000302049_00426_23025_0671.N1	26-JUL-2006 15:31:38	Bright	30.000	49	1Alp UMi	1.9900	6300.0	60	23025	No
151	GOM_NL__2PRFIN20060726_154415_000000352049_00426_23025_0672.N1	26-JUL-2006 15:44:15	Bright	35.000	6	13Alp Aur	0.080000	3400.0	70	23025	No
152	GOM_NL__2PRFIN20060726_154813_000000372049_00426_23025_0673.N1	26-JUL-2006 15:48:13	Bright	36.500	114	3lot Aur	2.6930	4600.0	73	23025	No
153	GOM_NL__2PRFIN20060726_155338_000000492049_00426_23025_0674.N1	26-JUL-2006 15:53:38	Dark	48.500	13	87Alp Tau	0.86700	3800.0	97	23025	No
154	GOM_NL__2PRFIN20060726_155542_000000332049_00426_23025_0675.N1	26-JUL-2006 15:55:42	Dark	32.500	27	24Gam Ori	1.6360	26000.	65	23025	No
155	GOM_NL__2PRFIN20060726_155957_000000402049_00426_23025_0676.N1	26-JUL-2006 15:59:57	Dark	40.000	7	19Bet Ori	0.10000	14000.	80	23025	No
156	GOM_NL__2PRFIN20060726_160356_000000472049_00426_23025_0677.N1	26-JUL-2006 16:03:56	Dark	46.500	165	34Gam Eri	2.9500	3200.0	93	23025	No
157	GOM_NL__2PRFIN20060726_161316_000000372049_00426_23025_0678.N1	26-JUL-2006 16:13:16	Dark	36.500	157	The1Eri	2.9060	9300.0	73	23025	No
158	GOM_NL__2PRFIN20060726_161906_000000422049_00427_23026_0662.N1	26-JUL-2006 16:19:06	Dark	41.500	9	Alp Eri	0.45300	24000.	83	23026	No
159	GOM_NL__2PRFIN20060726_162615_000000332049_00427_23026_0663.N1	26-JUL-2006 16:26:15	Straylight	33.000	148	Alp Tuc	2.8780	4100.0	66	23026	No
160	GOM_NL__2PRFIN20060726_162810_000000482049_00427_23026_0664.N1	26-JUL-2006 16:28:10	Straylight	47.500	63	Bet Gru	2.1500	2800.0	95	23026	No

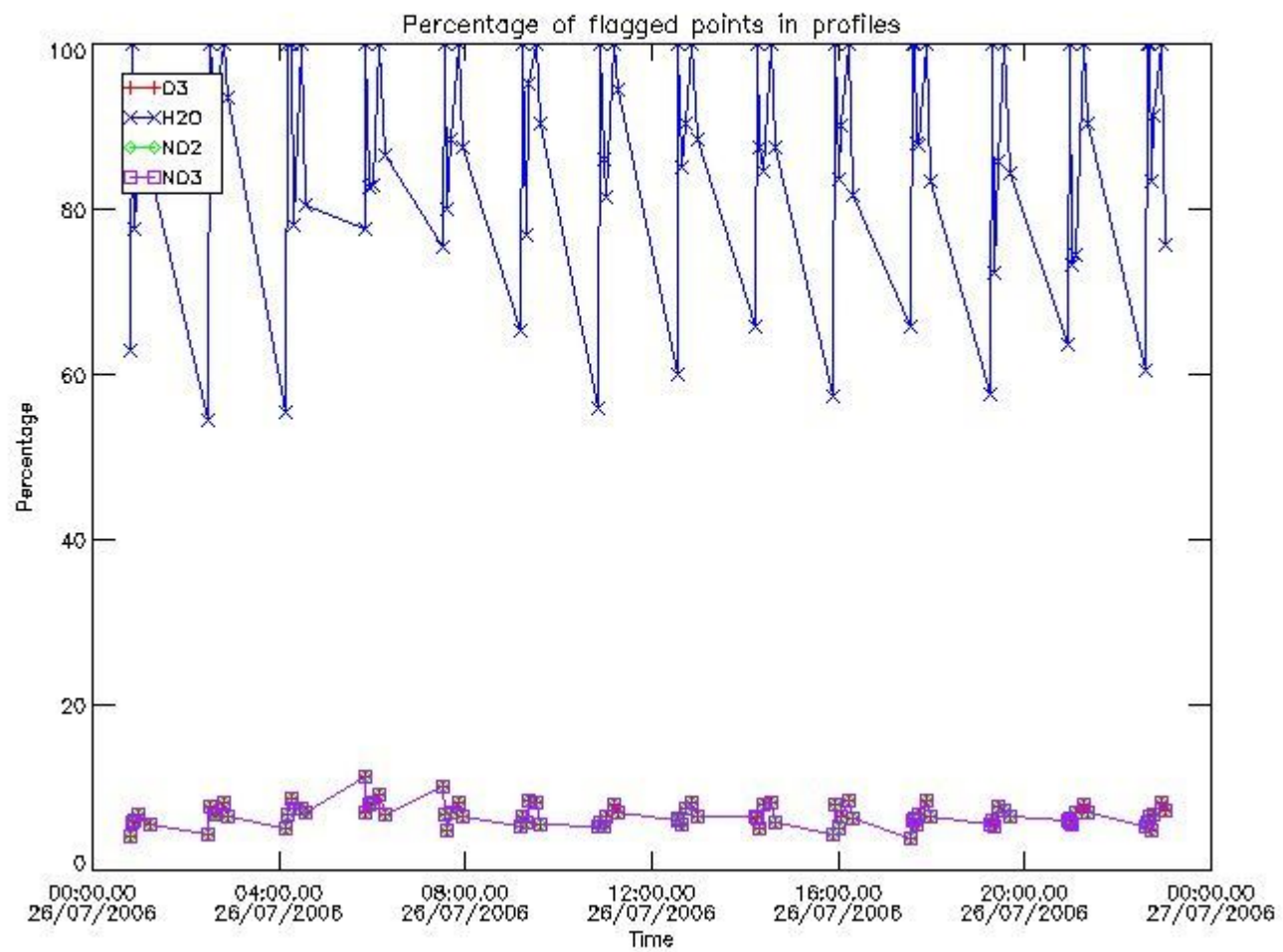
161	GOM_NL__2PRFIN20060726_162928_000000402049_00427_23026_0665.N1	26-JUL-2006 16:29:28	Straylight	39.500	31	Alp Gru	1.7340	15200.	79	23026	No
162	GOM_NL__2PRFIN20060726_164921_000000332049_00427_23026_0666.N1	26-JUL-2006 16:49:21	Bright	33.000	11	53Alp Aql	0.76500	8000.0	66	23026	No
163	GOM_NL__2PRFIN20060726_165740_000000302049_00427_23026_0667.N1	26-JUL-2006 16:57:40	Bright	29.500	5	3Alp Lyr	0.033000	11000.	59	23026	No
164	GOM_NL__2PRFIN20060726_170008_000000312049_00427_23026_0668.N1	26-JUL-2006 17:00:08	Bright	31.000	144	18Del Cyg	2.8600	11000.	62	23026	No
165	GOM_NL__2PRFIN20060726_170701_000000342049_00427_23026_0669.N1	26-JUL-2006 17:07:01	Bright	34.000	89	5Alp Cep	2.4510	8000.0	68	23026	No
166	GOM_NL__2PRFIN20060726_171214_000000302049_00427_23026_0670.N1	26-JUL-2006 17:12:14	Bright	30.000	49	1Alp UMi	1.9900	6300.0	60	23026	No
167	GOM_NL__2PRFIN20060726_172451_000000342049_00427_23026_0671.N1	26-JUL-2006 17:24:51	Bright	33.500	6	13Alp Aur	0.080000	3400.0	67	23026	No
168	GOM_NL__2PRFIN20060726_172849_000000372049_00427_23026_0672.N1	26-JUL-2006 17:28:49	Bright	36.500	114	3Iot Aur	2.6930	4600.0	73	23026	No
169	GOM_NL__2PRFIN20060726_173415_000000532049_00427_23026_0673.N1	26-JUL-2006 17:34:15	Dark	53.000	13	87Alp Tau	0.86700	3800.0	106	23026	No
170	GOM_NL__2PRFIN20060726_173618_000000342049_00427_23026_0674.N1	26-JUL-2006 17:36:18	Dark	34.000	27	24Gam Ori	1.6360	26000.	68	23026	No
171	GOM_NL__2PRFIN20060726_173802_000000332049_00427_23026_0675.N1	26-JUL-2006 17:38:02	Dark	33.000	72	34Del Ori	2.2500	30000.	66	23026	No
172	GOM_NL__2PRFIN20060726_174034_000000382049_00427_23026_0676.N1	26-JUL-2006 17:40:34	Dark	37.500	7	19Bet Ori	0.10000	14000.	75	23026	No
173	GOM_NL__2PRFIN20060726_174433_000000462049_00427_23026_0677.N1	26-JUL-2006 17:44:33	Dark	45.500	165	34Gam Eri	2.9500	3200.0	91	23026	No
174	GOM_NL__2PRFIN20060726_175353_000000372049_00427_23026_0678.N1	26-JUL-2006 17:53:53	Dark	36.500	157	The1Eri	2.9060	9300.0	73	23026	No
175	GOM_NL__2PRFIN20060726_175942_000000402049_00428_23027_0662.N1	26-JUL-2006 17:59:42	Dark	39.500	9	Alp Eri	0.45300	24000.	79	23027	No
176	GOM_NL__2PRFIN20060726_180651_000000342049_00428_23027_0663.N1	26-JUL-2006 18:06:51	Straylight	34.000	148	Alp Tuc	2.8780	4100.0	68	23027	No
177	GOM_NL__2PRFIN20060726_180846_000000422049_00428_23027_0664.N1	26-JUL-2006 18:08:46	Straylight	41.500	63	Bet Gru	2.1500	2800.0	83	23027	No
178	GOM_NL__2PRFIN20060726_181005_000000362049_00428_23027_0665.N1	26-JUL-2006 18:10:05	Straylight	36.000	31	Alp Gru	1.7340	15200.	72	23027	No
179	GOM_NL__2PRFIN20060726_182957_000000342049_00428_23027_0666.N1	26-JUL-2006 18:29:57	Bright	34.000	11	53Alp Aql	0.76500	8000.0	68	23027	No
180	GOM_NL__2PRFIN20060726_183816_000000322049_00428_23027_0667.N1	26-JUL-2006 18:38:16	Bright	31.500	5	3Alp Lyr	0.033000	11000.	63	23027	No
181	GOM_NL__2PRFIN20060726_184044_000000312049_00428_23027_0668.N1	26-JUL-2006 18:40:44	Bright	30.500	144	18Del Cyg	2.8600	11000.	61	23027	No
182	GOM_NL__2PRFIN20060726_184736_000000342049_00428_23027_0669.N1	26-JUL-2006 18:47:36	Bright	34.000	89	5Alp Cep	2.4510	8000.0	68	23027	No
183	GOM_NL__2PRFIN20060726_185250_000000302049_00428_23027_0670.N1	26-JUL-2006 18:52:50	Bright	30.000	49	1Alp UMi	1.9900	6300.0	60	23027	No
184	GOM_NL__2PRFIN20060726_190527_000000362049_00428_23027_0671.N1	26-JUL-2006 19:05:27	Bright	36.000	6	13Alp Aur	0.080000	3400.0	72	23027	No
185	GOM_NL__2PRFIN20060726_190925_000000352049_00428_23027_0672.N1	26-JUL-2006 19:09:25	Bright	35.000	114	3Iot Aur	2.6930	4600.0	70	23027	No
186	GOM_NL__2PRFIN20060726_191451_000000472049_00428_23027_0673.N1	26-JUL-2006 19:14:51	Dark	46.500	13	87Alp Tau	0.86700	3800.0	93	23027	No
187	GOM_NL__2PRFIN20060726_191654_000000352049_00428_23027_0674.N1	26-JUL-2006 19:16:54	Dark	34.500	27	24Gam Ori	1.6360	26000.	69	23027	No
188	GOM_NL__2PRFIN20060726_191838_000000352049_00428_23027_0675.N1	26-JUL-2006 19:18:38	Dark	34.500	72	34Del Ori	2.2500	30000.	69	23027	No
189	GOM_NL__2PRFIN20060726_192110_000000392049_00428_23027_0676.N1	26-JUL-2006 19:21:10	Dark	38.500	7	19Bet Ori	0.10000	14000.	77	23027	No
190	GOM_NL__2PRFIN20060726_192510_000000472049_00428_23027_0677.N1	26-JUL-2006 19:25:10	Dark	46.500	165	34Gam Eri	2.9500	3200.0	93	23027	No
191	GOM_NL__2PRFIN20060726_193430_000000422049_00428_23027_0678.N1	26-JUL-2006 19:34:30	Dark	42.000	157	The1Eri	2.9060	9300.0	84	23027	No
192	GOM_NL__2PRFIN20060726_194019_000000392049_00429_23028_0662.N1	26-JUL-2006 19:40:19	Dark	39.000	9	Alp Eri	0.45300	24000.	78	23028	No
193	GOM_NL__2PRFIN20060726_194728_000000342049_00429_23028_0663.N1	26-JUL-2006 19:47:28	Straylight	34.000	148	Alp Tuc	2.8780	4100.0	68	23028	No
194	GOM_NL__2PRFIN20060726_194923_000000532049_00429_23028_0664.N1	26-JUL-2006 19:49:23	Straylight	53.000	63	Bet Gru	2.1500	2800.0	106	23028	No
195	GOM_NL__2PRFIN20060726_195041_000000372049_00429_23028_0665.N1	26-JUL-2006 19:50:41	Straylight	36.500	31	Alp Gru	1.7340	15200.	73	23028	No
196	GOM_NL__2PRFIN20060726_201032_000000352049_00429_23028_0666.N1	26-JUL-2006 20:10:32	Bright	34.500	11	53Alp Aql	0.76500	8000.0	69	23028	No
197	GOM_NL__2PRFIN20060726_201852_000000312049_00429_23028_0667.N1	26-JUL-2006 20:18:52	Bright	31.000	5	3Alp Lyr	0.033000	11000.	62	23028	No
198	GOM_NL__2PRFIN20060726_202120_000000322049_00429_23028_0668.N1	26-JUL-2006 20:21:20	Bright	31.500	144	18Del Cyg	2.8600	11000.	63	23028	No
199	GOM_NL__2PRFIN20060726_202811_000000352049_00429_23028_0669.N1	26-JUL-2006 20:28:11	Bright	34.500	89	5Alp Cep	2.4510	8000.0	69	23028	No
200	GOM_NL__2PRFIN20060726_203326_000000302049_00429_23028_0670.N1	26-JUL-2006 20:33:26	Bright	30.000	49	1Alp UMi	1.9900	6300.0	60	23028	No
201	GOM_NL__2PRFIN20060726_204603_000000482049_00429_23028_0671.N1	26-JUL-2006 20:46:03	Bright	48.000	6	13Alp Aur	0.080000	3400.0	96	23028	No
202	GOM_NL__2PRFIN20060726_205001_000000332049_00429_23028_0672.N1	26-JUL-2006 20:50:01	Bright	33.000	114	3Iot Aur	2.6930	4600.0	66	23028	No
203	GOM_NL__2PRFIN20060726_205527_000000432049_00429_23028_0673.N1	26-JUL-2006 20:55:27	Dark	43.000	13	87Alp Tau	0.86700	3800.0	86	23028	No
204	GOM_NL__2PRFIN20060726_205730_000000352049_00429_23028_0674.N1	26-JUL-2006 20:57:30	Dark	35.000	27	24Gam Ori	1.6360	26000.	70	23028	No
205	GOM_NL__2PRFIN20060726_205914_000000332049_00429_23028_0675.N1	26-JUL-2006 20:59:14	Dark	33.000	72	34Del Ori	2.2500	30000.	66	23028	No
206	GOM_NL__2PRFIN20060726_210146_000000382049_00429_23028_0676.N1	26-JUL-2006 21:01:46	Dark	38.000	7	19Bet Ori	0.10000	14000.	76	23028	No
207	GOM_NL__2PRFIN20060726_210547_000000442049_00429_23028_0677.N1	26-JUL-2006 21:05:47	Dark	43.500	165	34Gam Eri	2.9500	3200.0	87	23028	No
208	GOM_NL__2PRFIN20060726_211507_000000392049_00429_23028_0678.N1	26-JUL-2006 21:15:07	Dark	38.500	157	The1Eri	2.9060	9300.0	77	23028	No
209	GOM_NL__2PRFIN20060726_212055_000000372049_00430_23029_0662.N1	26-JUL-2006 21:20:55	Dark	37.000	9	Alp Eri	0.45300	24000.	74	23029	No
210	GOM_NL__2PRFIN20060726_212804_000000392049_00430_23029_0663.N1	26-JUL-2006 21:28:04	Straylight	39.000	148	Alp Tuc	2.8780	4100.0	78	23029	No
211	GOM_NL__2PRFIN20060726_212959_000000562049_00430_23029_0664.N1	26-JUL-2006 21:29:59	Straylight	56.000	63	Bet Gru	2.1500	2800.0	112	23029	No
212	GOM_NL__2PRFIN20060726_213118_000000382049_00430_23029_0665.N1	26-JUL-2006 21:31:18	Straylight	38.000	31	Alp Gru	1.7340	15200.	76	23029	No
213	GOM_NL__2PRFIN20060726_215108_000000342049_00430_23029_0666.N1	26-JUL-2006 21:51:08	Bright	33.500	11	53Alp Aql	0.76500	8000.0	67	23029	No
214	GOM_NL__2PRFIN20060726_215928_000000282049_00430_23029_0667.N1	26-JUL-2006 21:59:28	Bright	28.000	5	3Alp Lyr	0.033000	11000.	56	23029	No
215	GOM_NL__2PRFIN20060726_220155_000000312049_00430_23029_0668.N1	26-JUL-2006 22:01:55	Bright	31.000	144	18Del Cyg	2.8600	11000.	62	23029	No
216	GOM_NL__2PRFIN20060726_220847_000000342049_00430_23029_0669.N1	26-JUL-2006 22:08:47	Bright	33.500	89	5Alp Cep	2.4510	8000.0	67	23029	No
217	GOM_NL__2PRFIN20060726_221402_000000292049_00430_23029_0670.N1	26-JUL-2006 22:14:02	Bright	28.500	49	1Alp UMi	1.9900	6300.0	57	23029	No
218	GOM_NL__2PRFIN20060726_222639_000000482049_00430_23029_0671.N1	26-JUL-2006 22:26:39	Bright	48.000	6	13Alp Aur	0.080000	3400.0	96	23029	No
219	GOM_NL__2PRFIN20060726_223037_000000362049_00430_23029_0672.N1	26-JUL-2006 22:30:37	Bright	35.500	114	3Iot Aur	2.6930	4600.0	71	23029	No

220	GOM_NL__2PRFIN20060726_223603_000000492049_00430_23029_0673.N1	26-JUL-2006 22:36:03	Dark	48.500	13	87Alp Tau	0.86700	3800.0	97	23029	No
221	GOM_NL__2PRFIN20060726_223806_000000352049_00430_23029_0674.N1	26-JUL-2006 22:38:06	Dark	35.000	27	24Gam Ori	1.6360	26000.	70	23029	No
222	GOM_NL__2PRFIN20060726_223951_000000322049_00430_23029_0675.N1	26-JUL-2006 22:39:51	Dark	32.000	72	34Del Ori	2.2500	30000.	64	23029	No
223	GOM_NL__2PRFIN20060726_224223_000000432049_00430_23029_0676.N1	26-JUL-2006 22:42:23	Dark	42.500	7	19Bet Ori	0.10000	14000.	85	23029	No
224	GOM_NL__2PRFIN20060726_224623_000000462049_00430_23029_0677.N1	26-JUL-2006 22:46:23	Dark	46.000	165	34Gam Eri	2.9500	3200.0	92	23029	No
225	GOM_NL__2PRFIN20060726_225544_000000372049_00430_23029_0678.N1	26-JUL-2006 22:55:44	Dark	37.000	157	The1Eri	2.9060	9300.0	74	23029	No
226	GOM_NL__2PRFIN20060726_230132_000000362049_00431_23030_0662.N1	26-JUL-2006 23:01:32	Dark	35.500	9	Alp Eri	0.45300	24000.	71	23030	No
227	GOM_NL__2PRFIN20060726_230840_000000342049_00431_23030_0663.N1	26-JUL-2006 23:08:40	Straylight	33.500	148	Alp Tuc	2.8780	4100.0	67	23030	No
228	GOM_NL__2PRFIN20060726_231036_000000532049_00431_23030_0664.N1	26-JUL-2006 23:10:36	Straylight	53.000	63	Bet Gru	2.1500	2800.0	106	23030	No
229	GOM_NL__2PRFIN20060726_231154_000000452049_00431_23030_0665.N1	26-JUL-2006 23:11:54	Straylight	44.500	31	Alp Gru	1.7340	15200.	89	23030	No
230	GOM_NL__2PRFIN20060726_233144_000000332049_00431_23030_0666.N1	26-JUL-2006 23:31:44	Bright	33.000	11	53Alp Aql	0.76500	8000.0	66	23030	No
231	GOM_NL__2PRFIN20060726_233300_000000302049_00431_23030_0667.N1	26-JUL-2006 23:33:00	Bright	29.500	168	17Zet Aql	2.9860	11000.	59	23030	No
232	GOM_NL__2PRFIN20060726_234004_000000302049_00431_23030_0668.N1	26-JUL-2006 23:40:04	Bright	29.500	5	3Alp Lyr	0.033000	11000.	59	23030	No
233	GOM_NL__2PRFIN20060726_234231_000000322049_00431_23030_0669.N1	26-JUL-2006 23:42:31	Bright	32.000	144	18Del Cyg	2.8600	11000.	64	23030	No
234	GOM_NL__2PRFIN20060726_234922_000000322049_00431_23030_0670.N1	26-JUL-2006 23:49:22	Bright	31.500	89	5Alp Cep	2.4510	8000.0	63	23030	No
235	GOM_NL__2PRFIN20060726_235438_000000272049_00431_23030_0671.N1	26-JUL-2006 23:54:38	Bright	27.000	49	1Alp UMi	1.9900	6300.0	54	23030	No

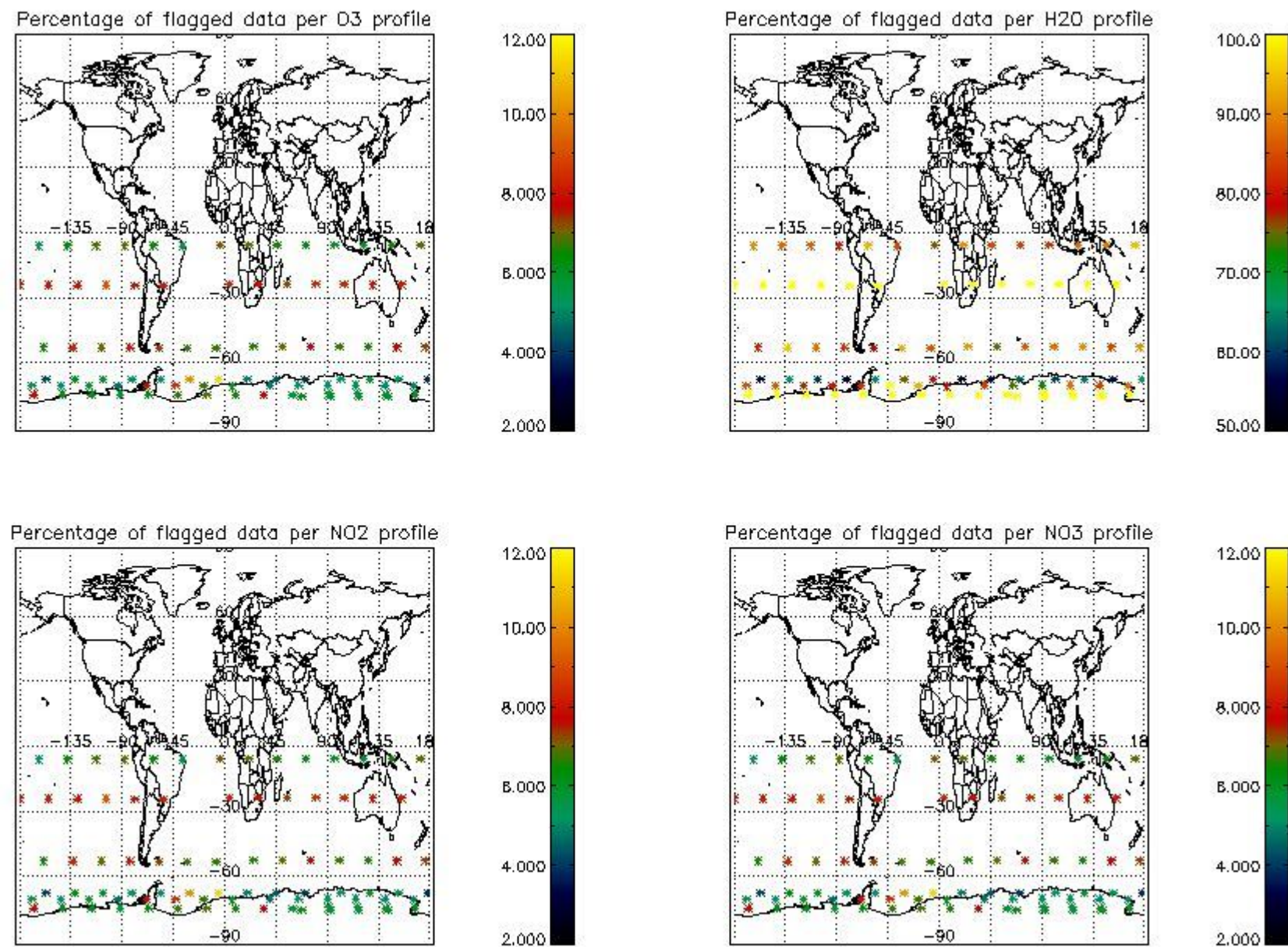
3. Quality information per product

In this section it is plotted some information contained in the Quality Summary data set of the level 2 products. Only products in dark limb conditions and without errors (error flag in the MPH set to "0") are used.

3.1 Plot quality information per product (time dependant)



3.2 Plot quality information per product (world map)

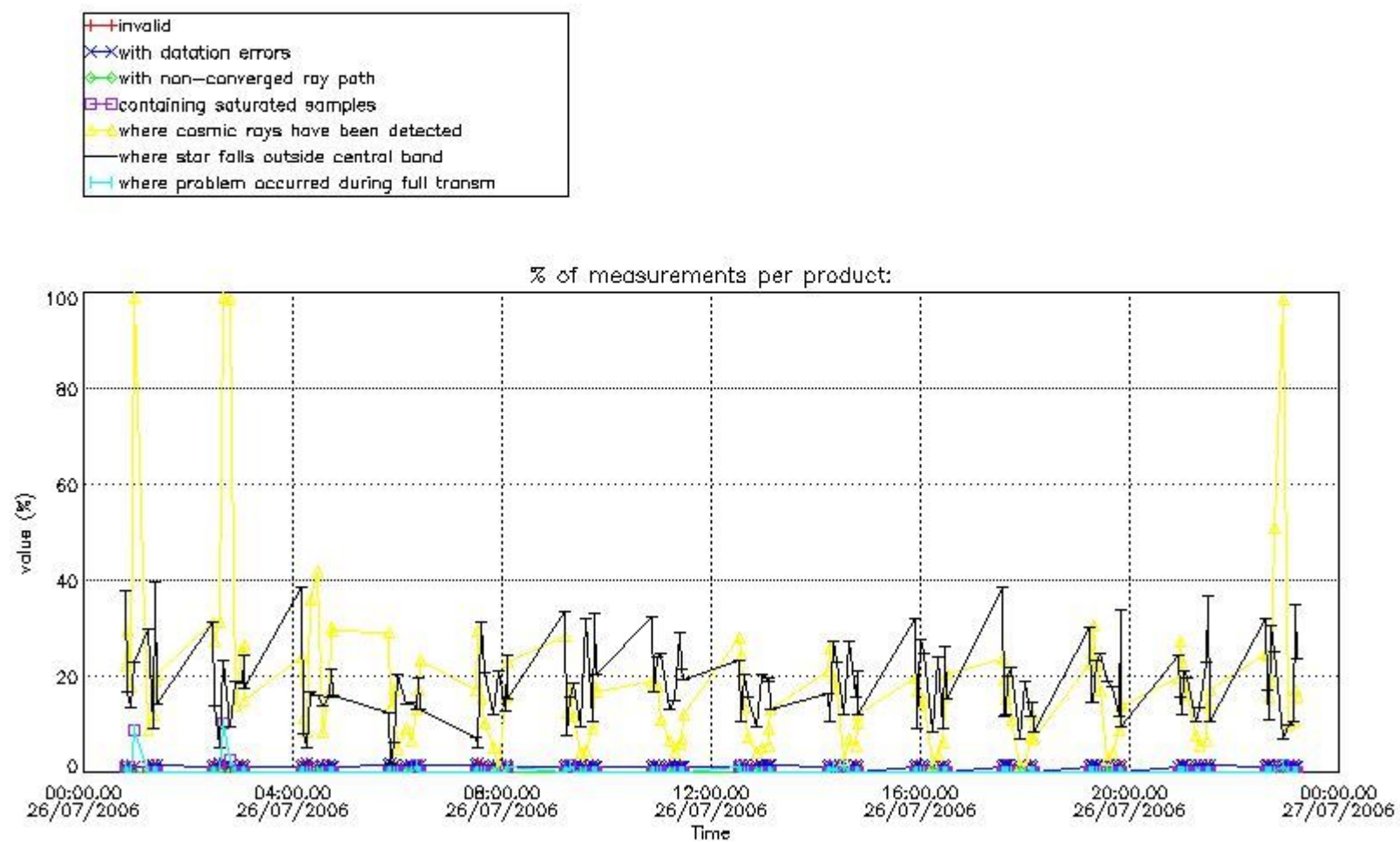


4. Level 1 quality information per product

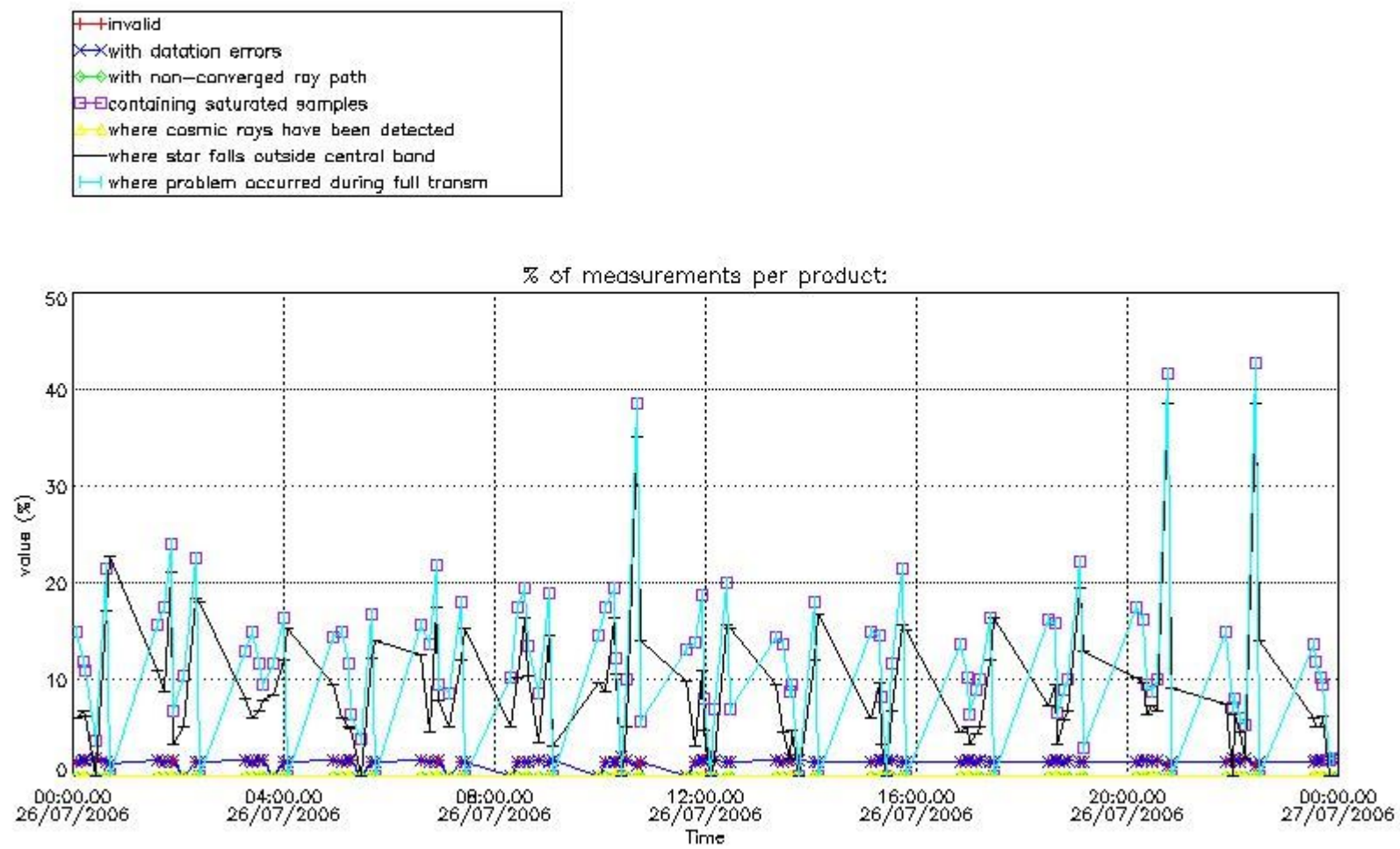
In this section it is plotted some information contained in the Quality Summary data set of the level 2 products that comes from the level 1b processing. Products without errors (error flag in the MPH set to "0") are used.

4.1 Plot quality information per product (time dependant) coming from level 1b processing

4.1.1 Plot level 1 quality information per product (time dependant): ENVISAT ASCENDING passes



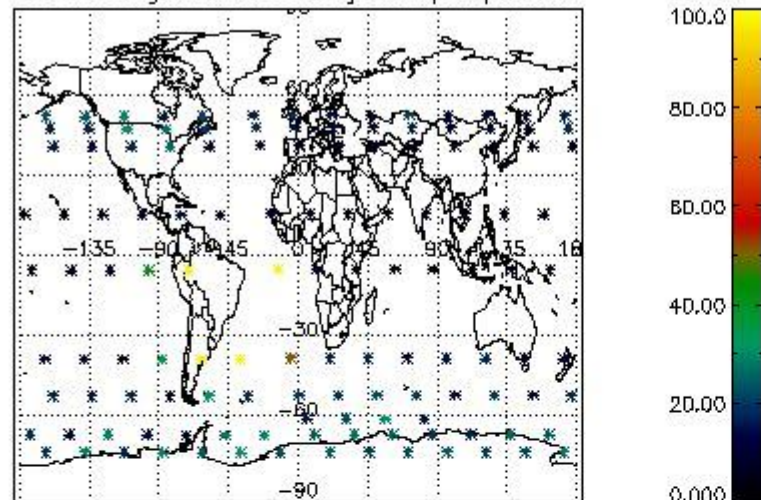
4.1.2 Plot level 1 quality information per product (time dependant): ENVI SAT DESCENDING passes



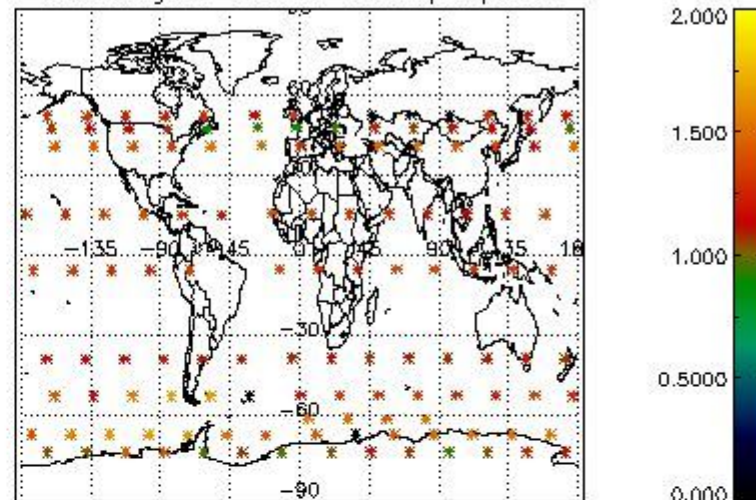
4.2 Plot quality information per product coming from level 1b processing (world map)

4.2.1 Plot level 1 quality information per product (world map): ENVISAT ASCENDING passes

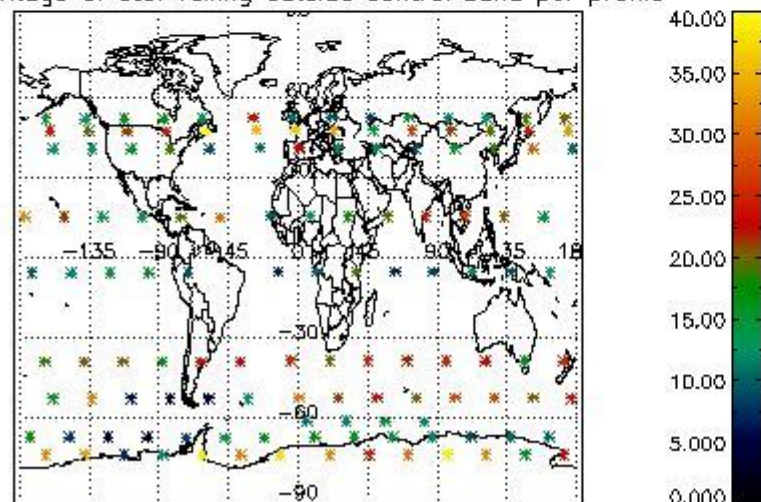
Percentage of cosmic ray hits per profile



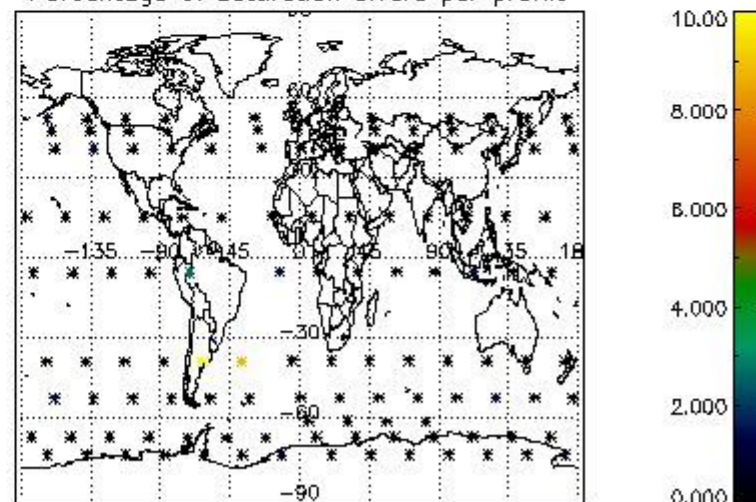
Percentage of datation errors per profile



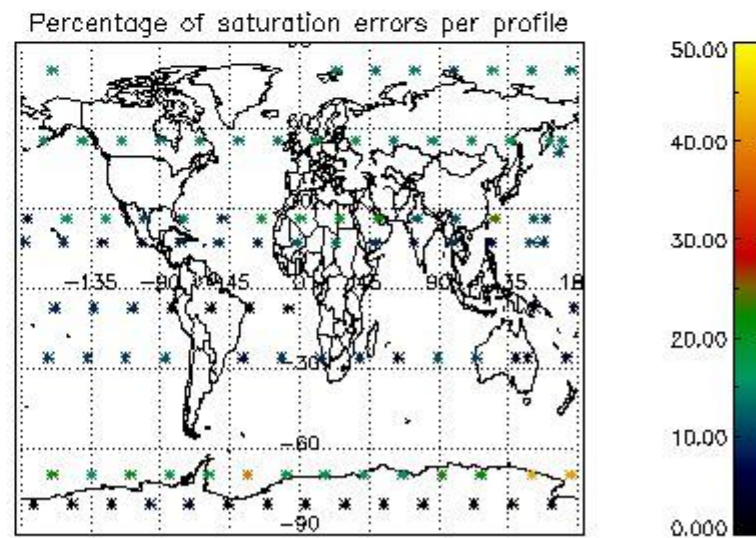
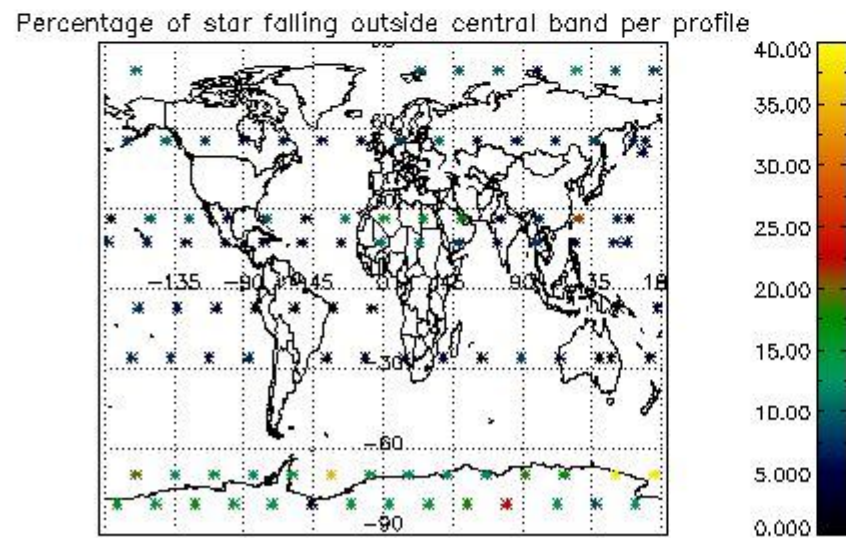
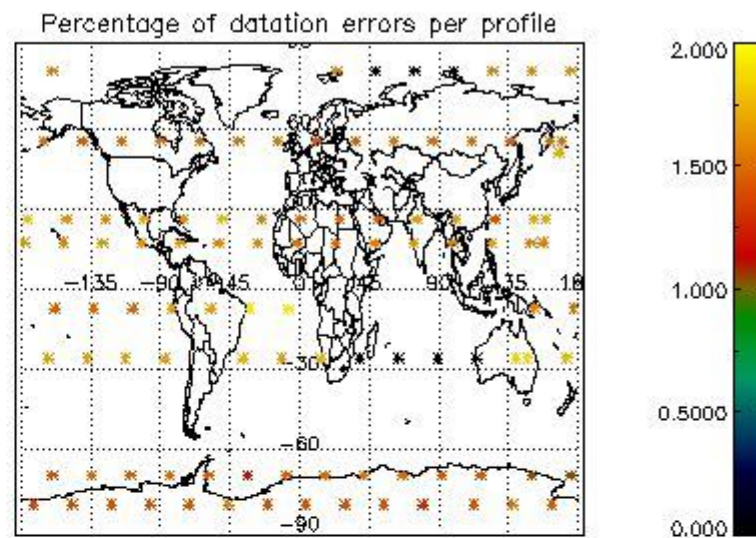
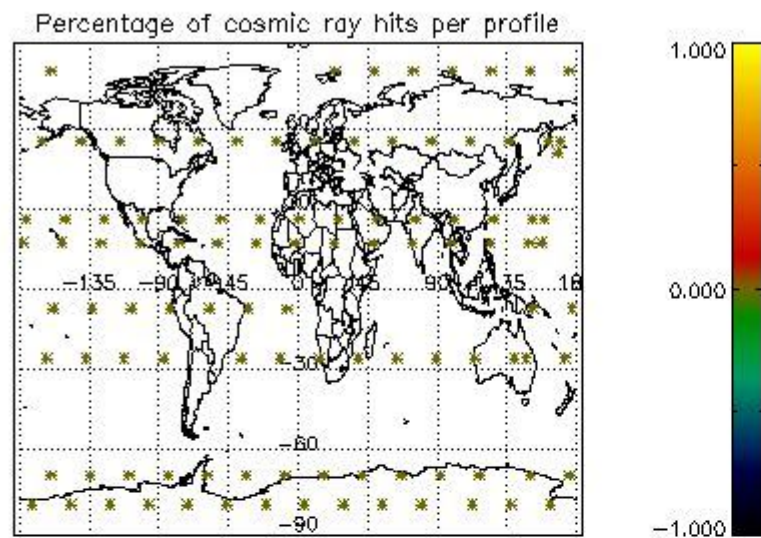
Percentage of star falling outside central band per profile



Percentage of saturation errors per profile



4.2.2 Plot level 1 quality information per product (world map): ENVISAT DESCENDING passes



5. Trace gas profiles

5.1 Ozone statistics based on quality of products

The final quality of the products can be "measured" using the STD (Standard Deviation) attached to every point profile. This information is written to the parameter GOM_NL__2P/NL_LOCAL_SPECIES_DENSITY/o3_std of the level 2 products. The table below shows the statistics for given STD ranges.

The statistics are given with respect to the overall valid production:

- Products without fatal errors: GOM_NL__2P/MPH/PRODUCT_ERR=0
- Valid point profile: GOM_NL__2P/NL_LOCAL_SPECIES_DENSITY/pcd(0)=0

The 'Criteria' is applied to valid points of dark limb products:

- Products in dark limb illumination condition: GOM_NL__2P/NL_SUMMARY_QUALITY/obs_ill_cond=0
- Products without fatal errors: GOM_NL__2P/MPH/PRODUCT_ERR=0
- Valid point profile: GOM_NL__2P/NL_LOCAL_SPECIES_DENSITY/pcd(0)=0

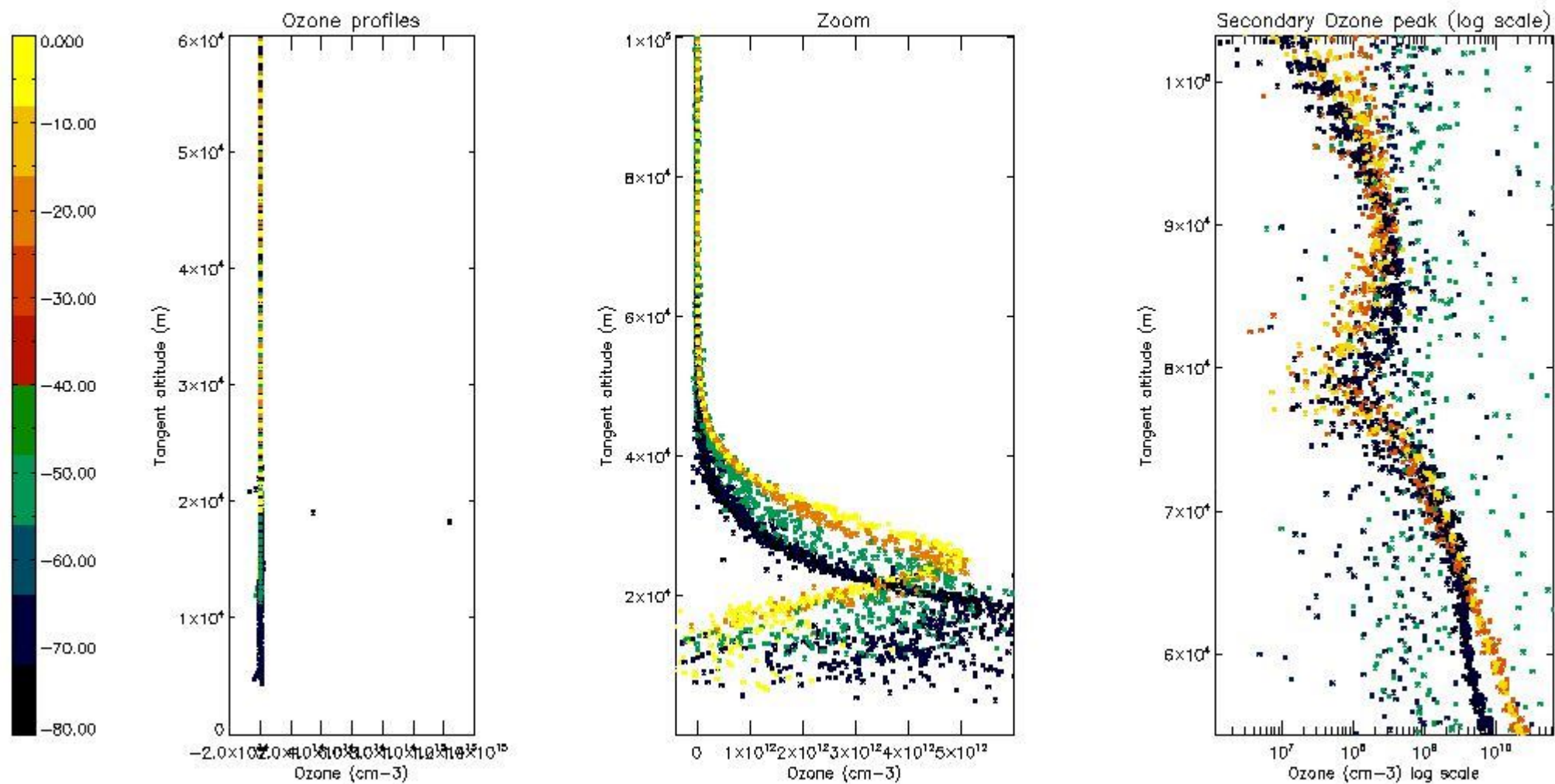
So, the table below shows the percentage of dark limb and valid observations for each criteria with respect to the overall valid daily observations.

Criteria	% of total production
All STD	40
STD < 20	24

STD < 10	19
STD < 5	13

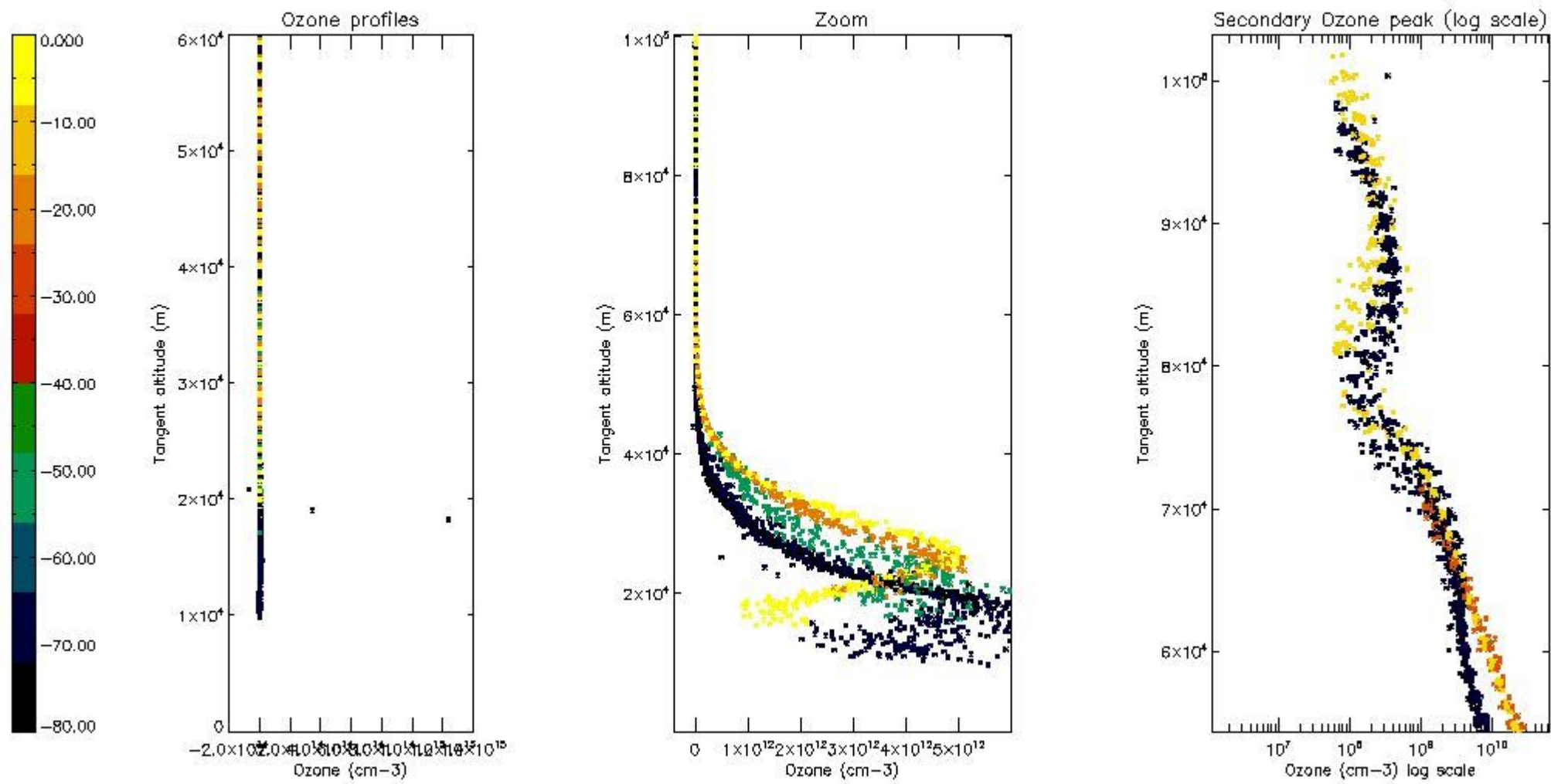
5.2 Plot ozone profiles for all STD (dark without errors)

The colorbar represents the latitude.



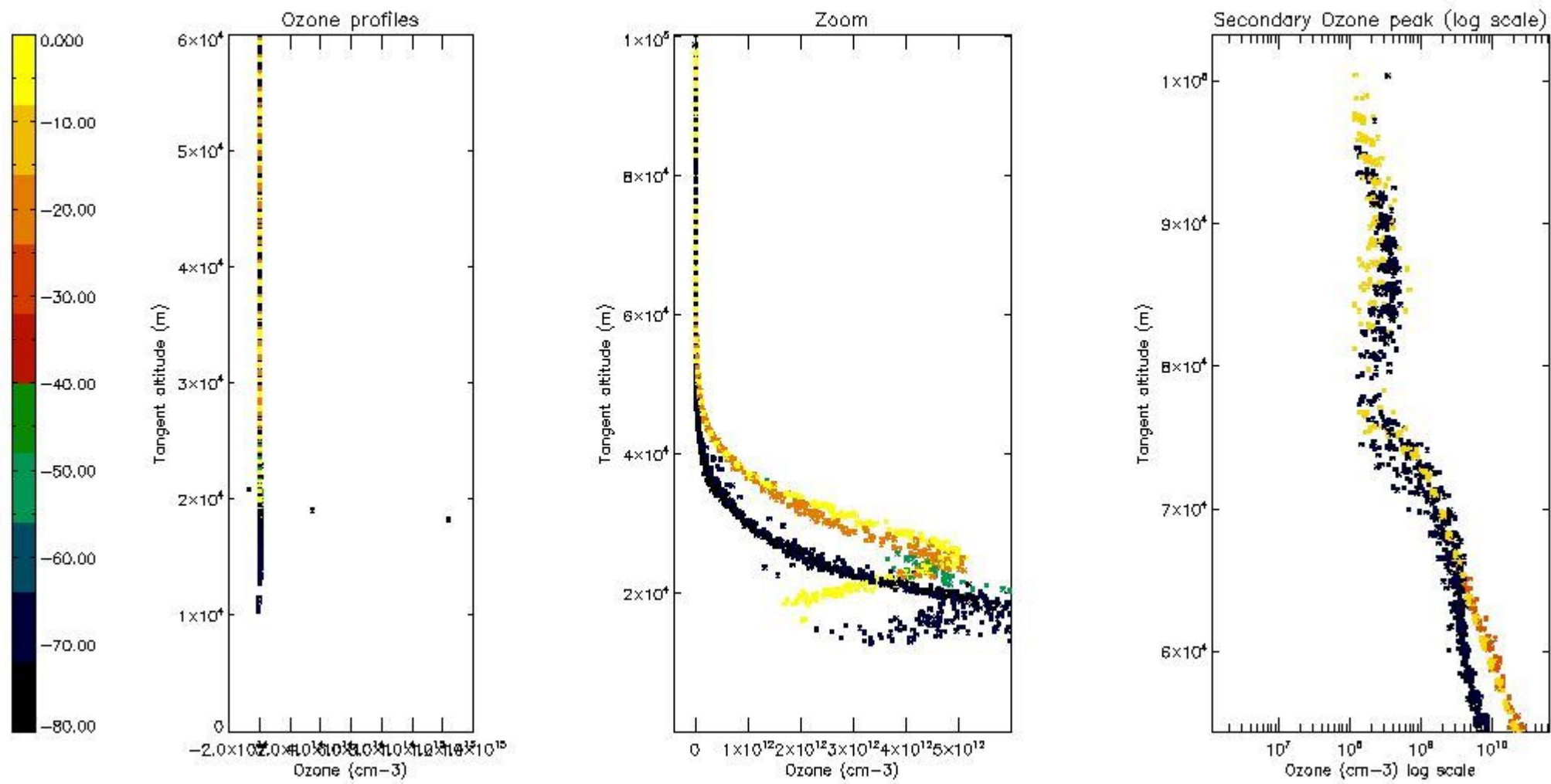
5.3 Plot ozone profiles where STD < 20% (dark without errors)

The colorbar represents the latitude.



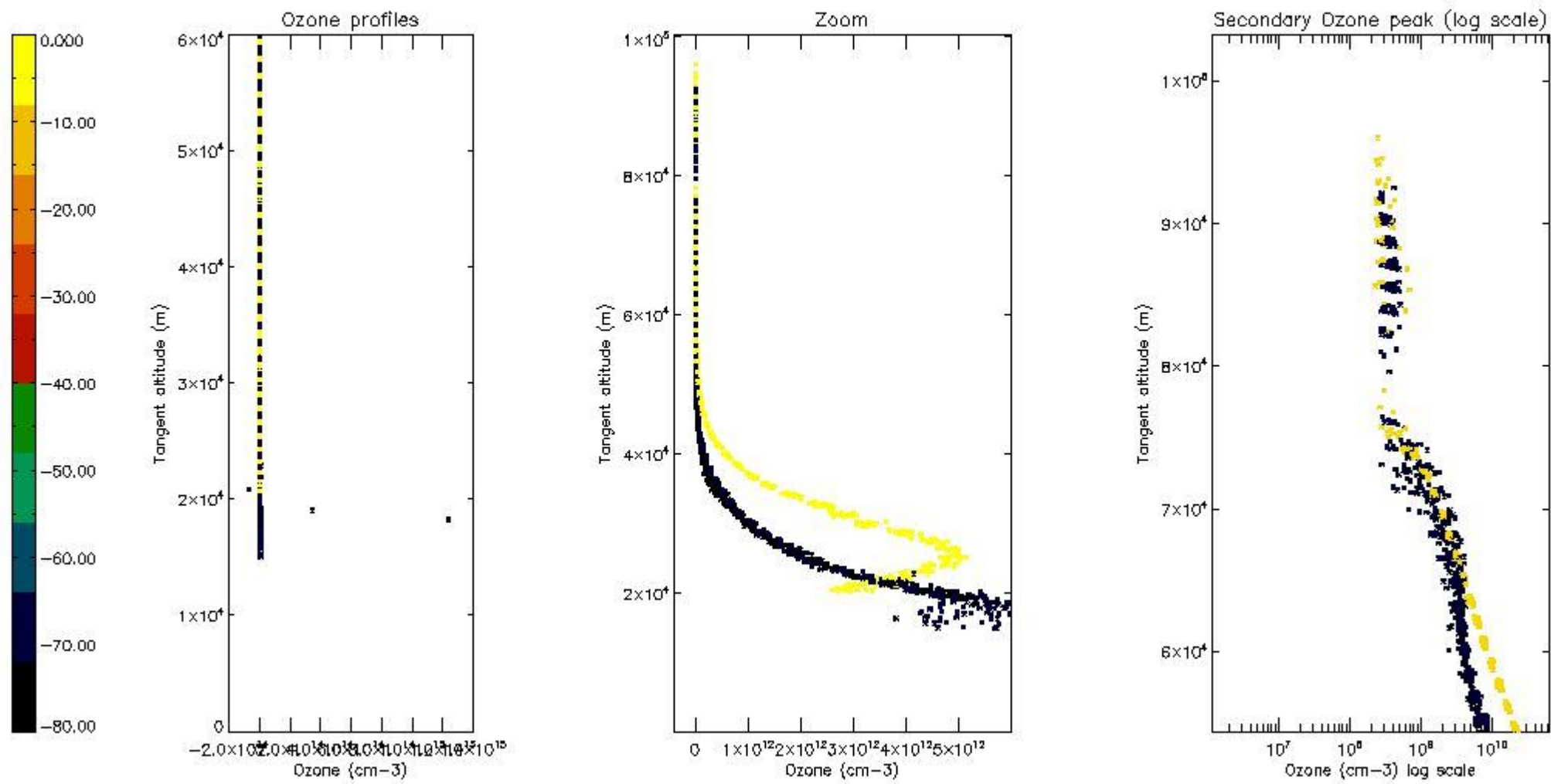
5.4 Plot ozone profiles where $STD < 10\%$ (dark without errors)

The colorbar represents the latitude.



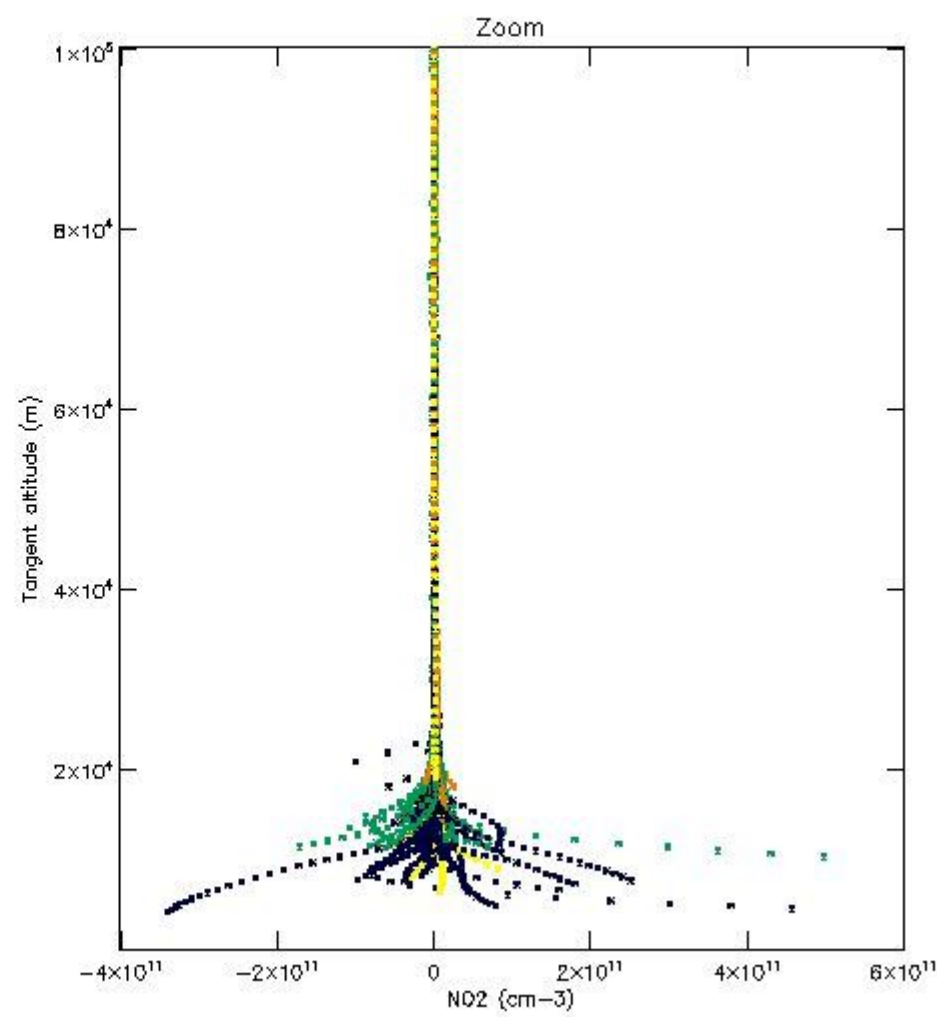
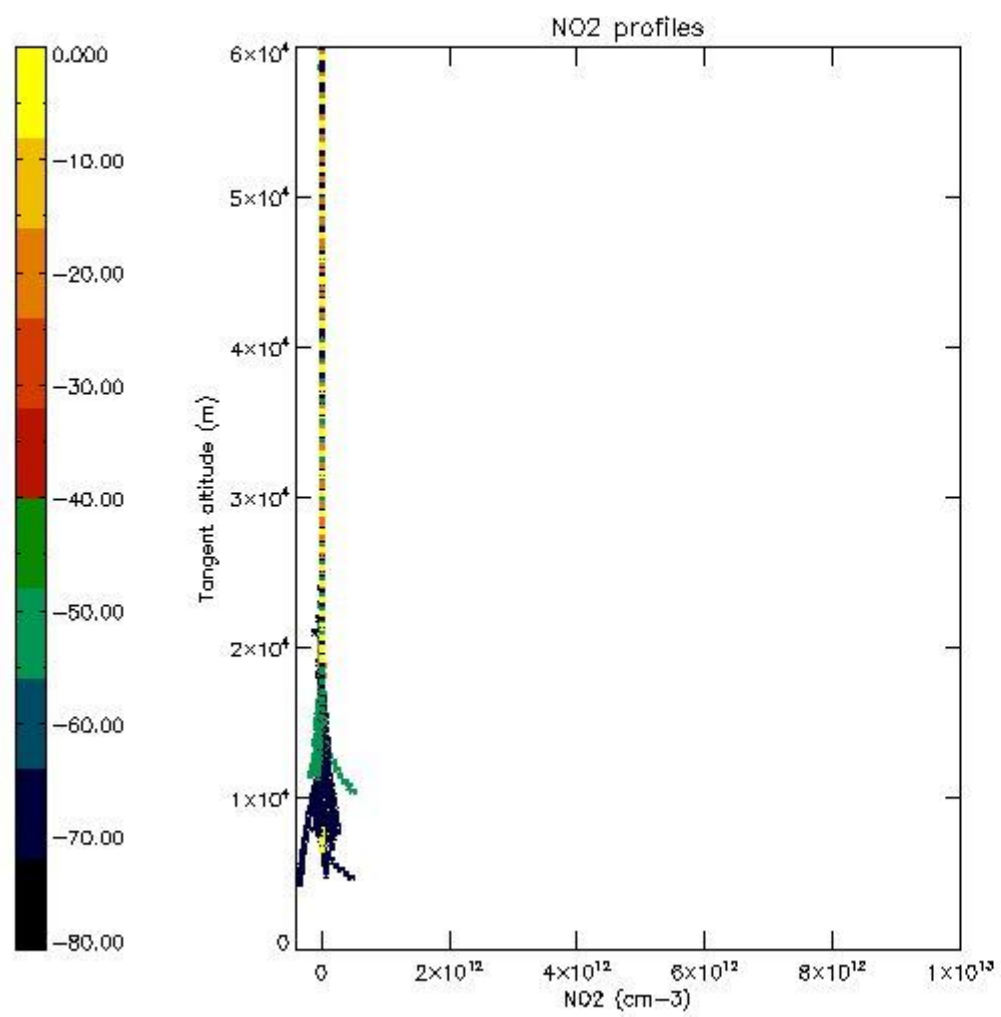
5.5 Plot ozone profiles where STD < 5% (dark without errors)

The colorbar represents the latitude.



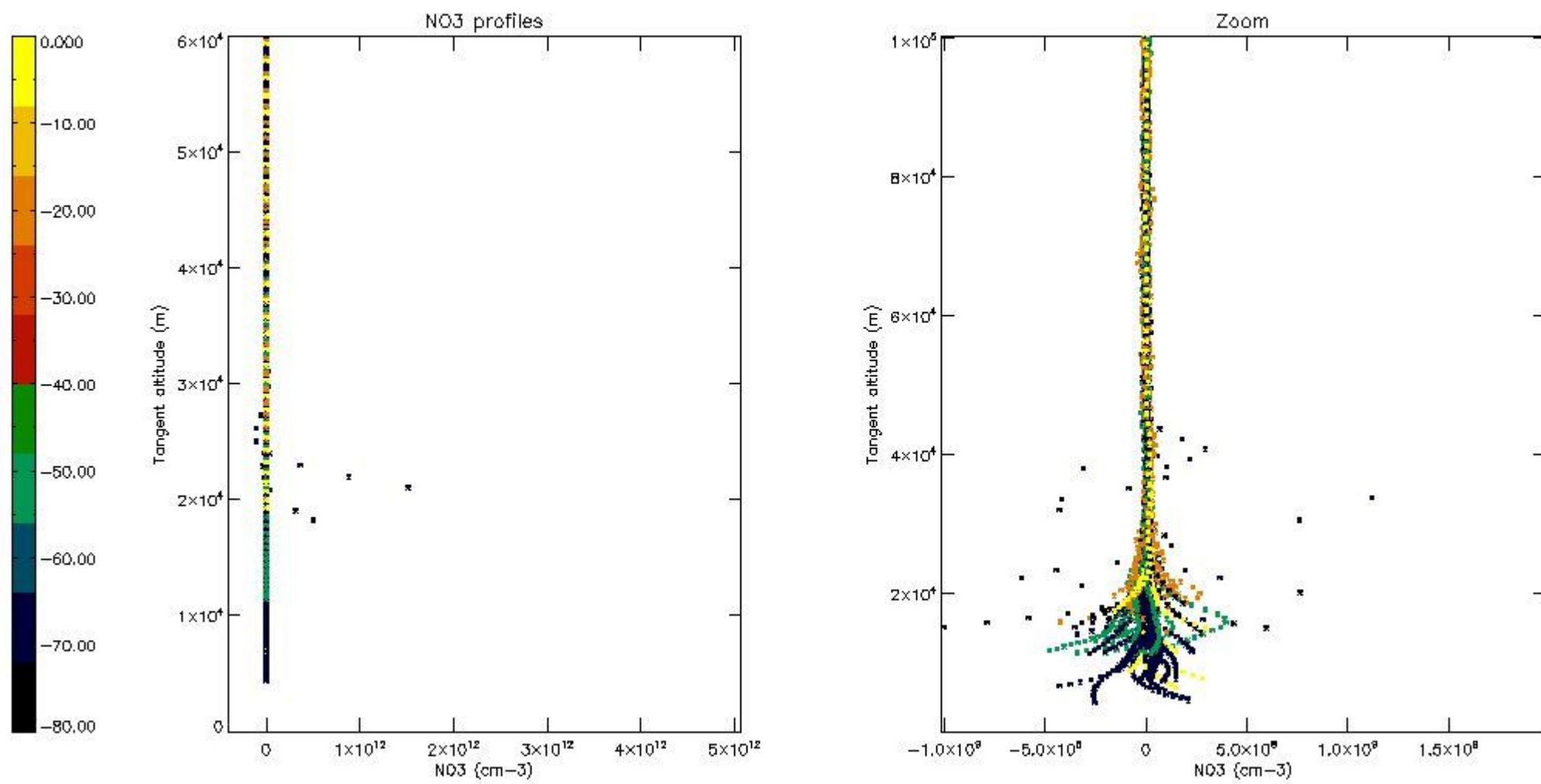
5.6 Plot NO₂ profiles for all STD (dark without errors)

The colorbar represents the latitude.



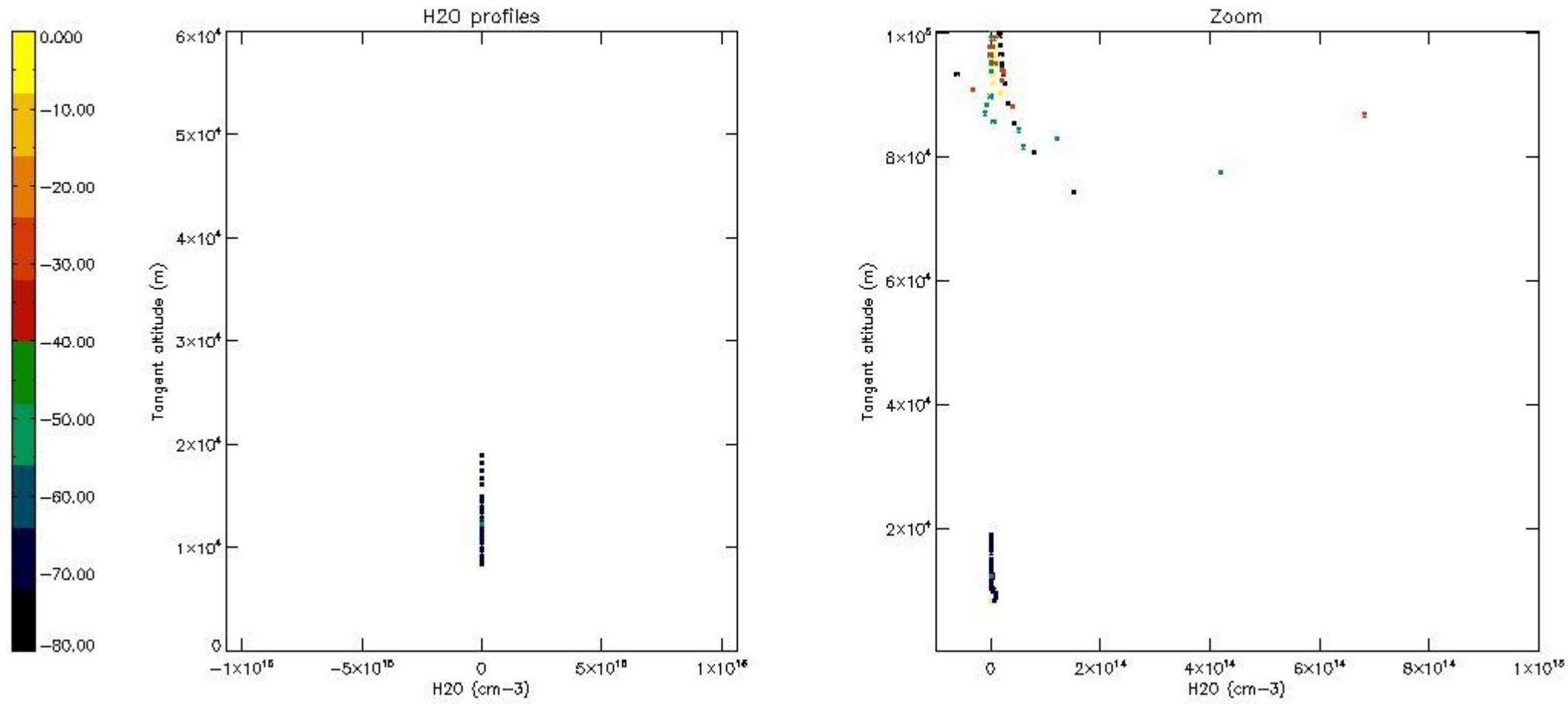
5.7 Plot NO3 profiles for all STD (dark without errors)

The colorbar represents the latitude.



5.8 Plot H2O profiles for all STD (only for occultations of stars 1,2,3,4,13,14,16,26,63 dark without errors)

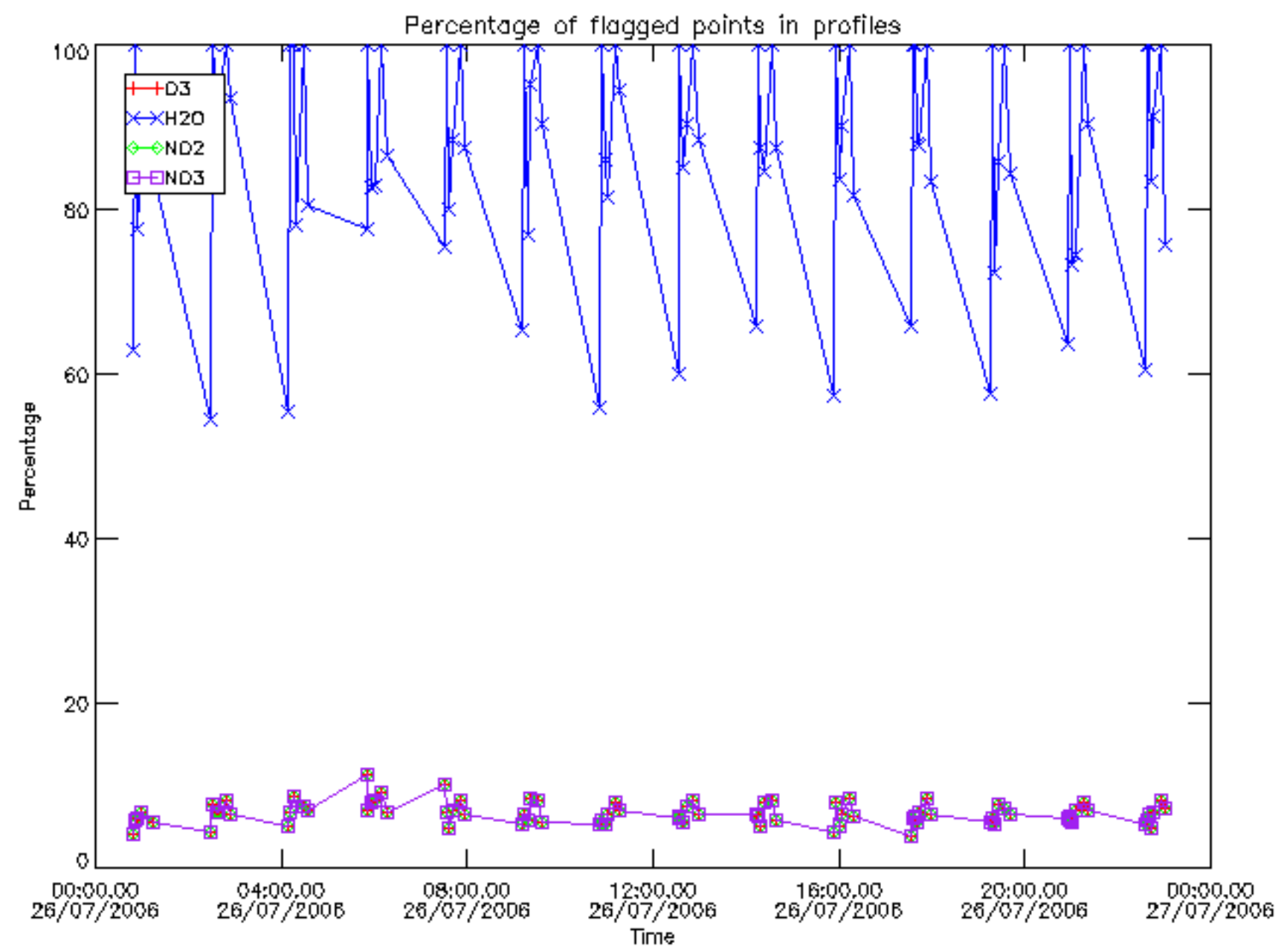
The colorbar represents the latitude.



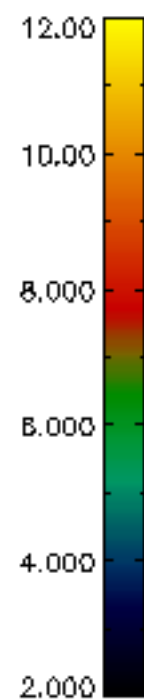
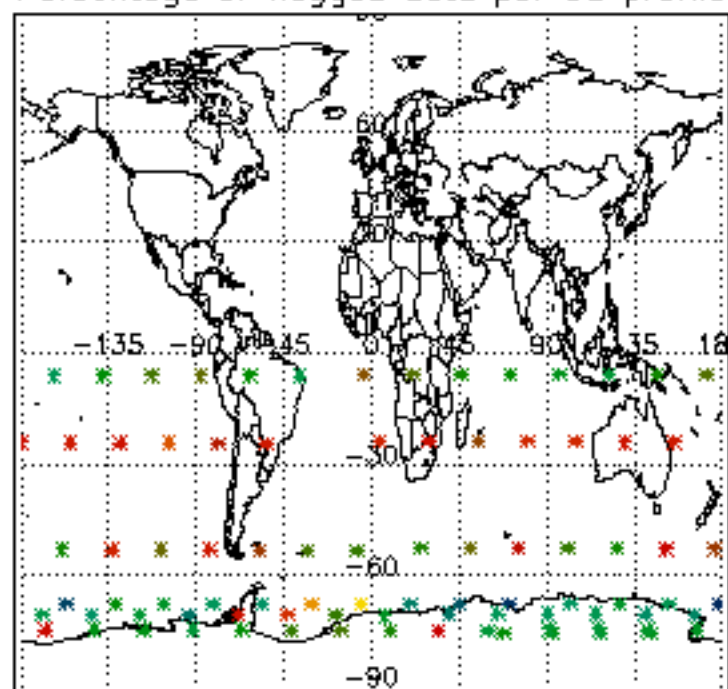
6. Auxiliary Data Files used for the production reported in section 2

The number reported in the third column indicates since which file (see list in section 2) the corresponding auxiliary file has been used. The fourth column is the date of those product files.

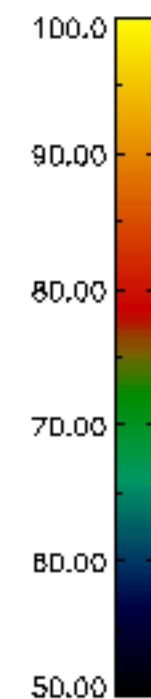
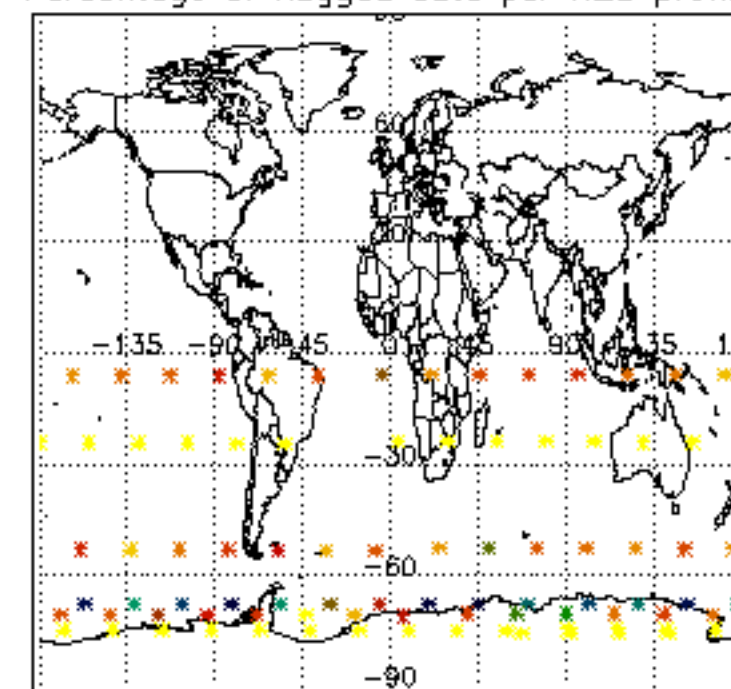
Type	Auxiliary Filename	Used since product	Used since product date
INST_PHYS_CHARACTERISTICS	GOM_INS_AXVIEC20091111_143220_20030716_120000_20500101_000000	1	26-JUL-2006 00:03:23
LEVEL-2_PROC_CONFIG	GOM_PR2_AXVIEC20091111_152718_20020301_000000_20500101_000000	1	26-JUL-2006 00:03:23
CROSS_SECTIONS_FILE	GOM_CRS_AXVIEC20091111_154832_20020301_000000_20500101_000000	1	26-JUL-2006 00:03:23



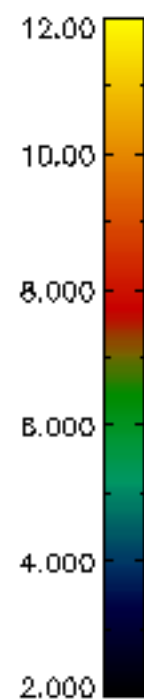
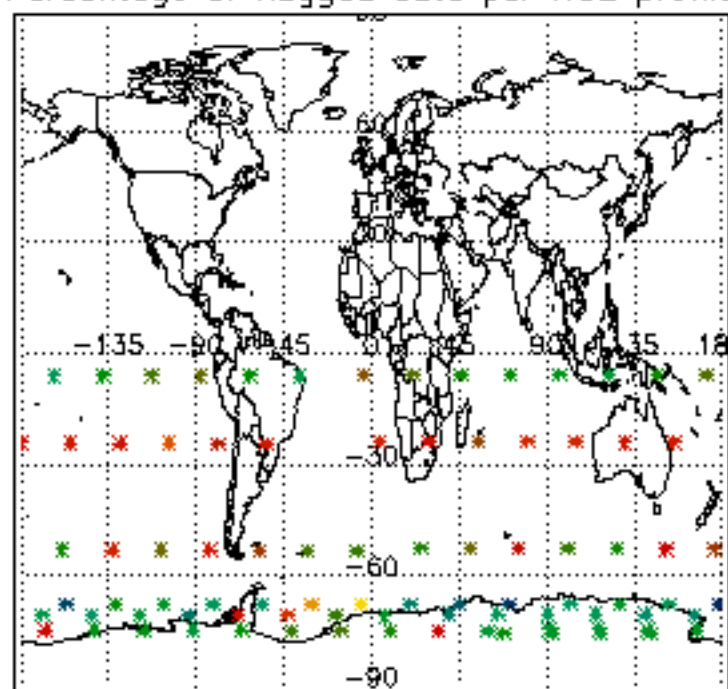
Percentage of flagged data per D3 profile



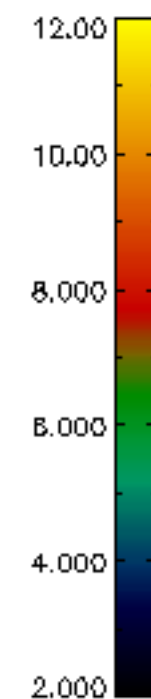
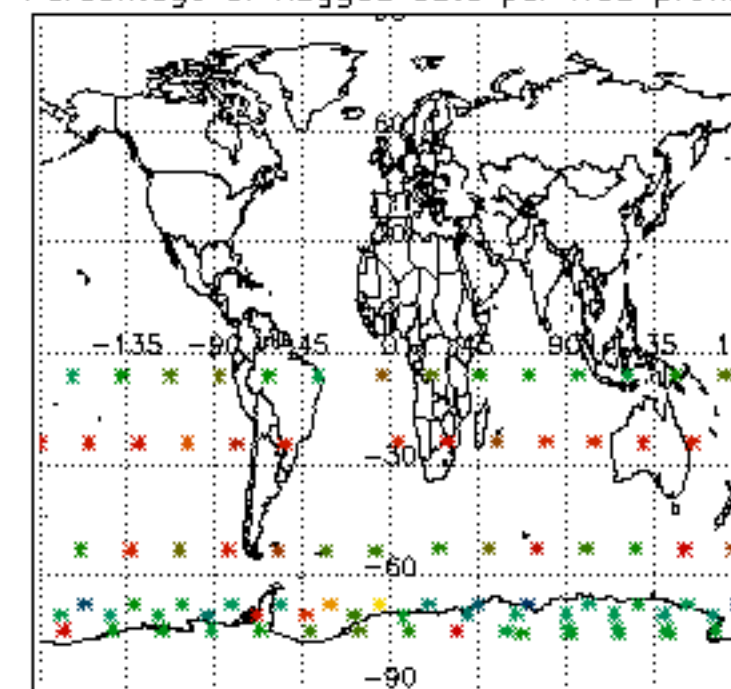
Percentage of flagged data per H2O profile

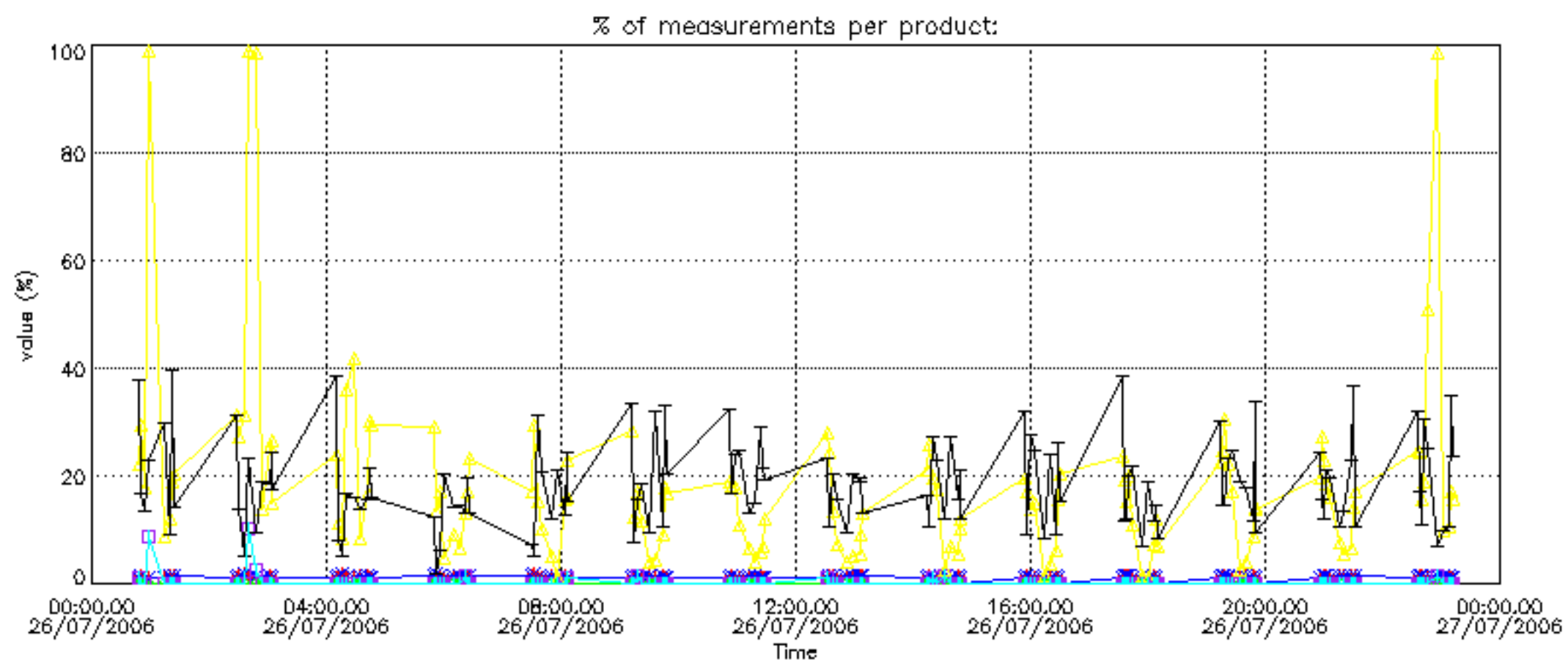
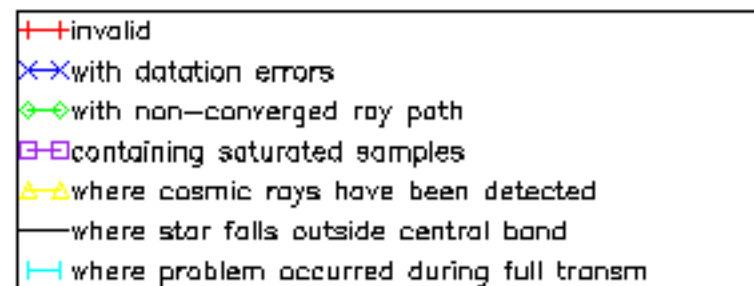


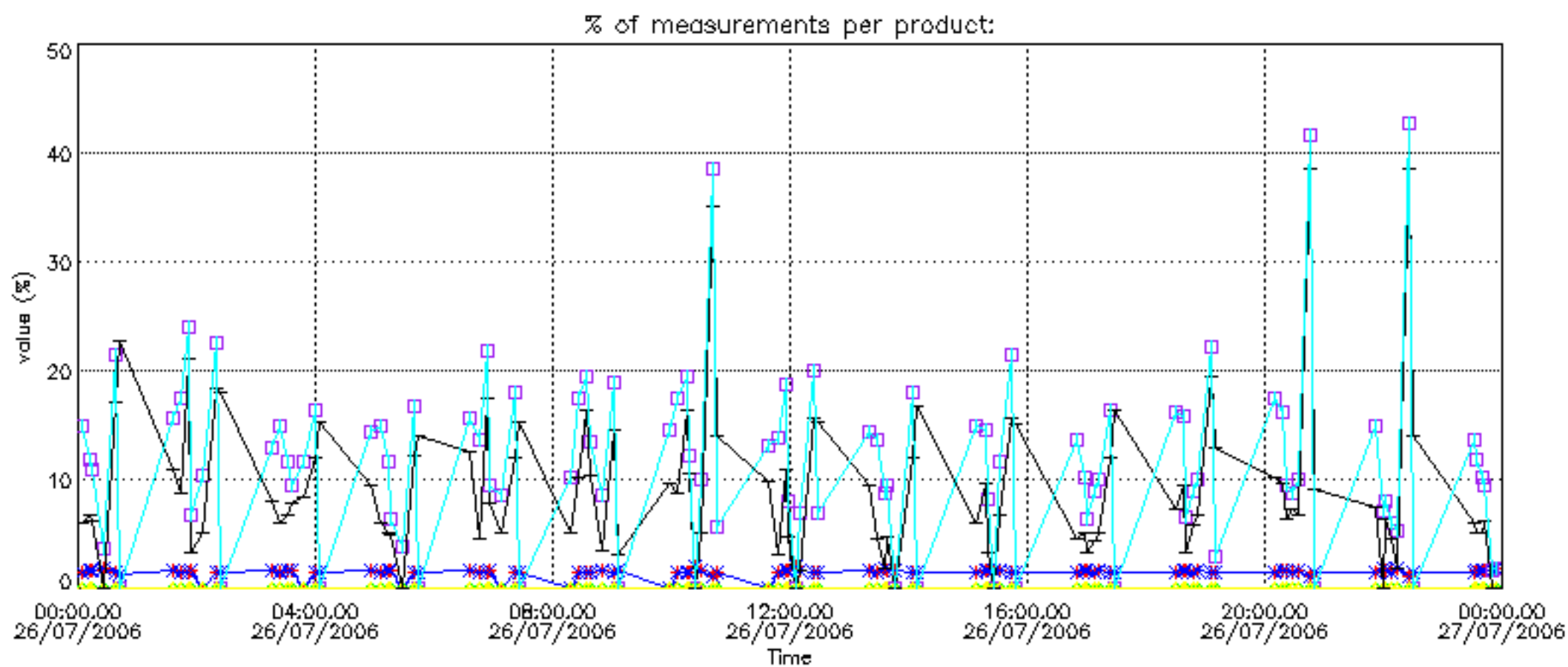
Percentage of flagged data per NO2 profile



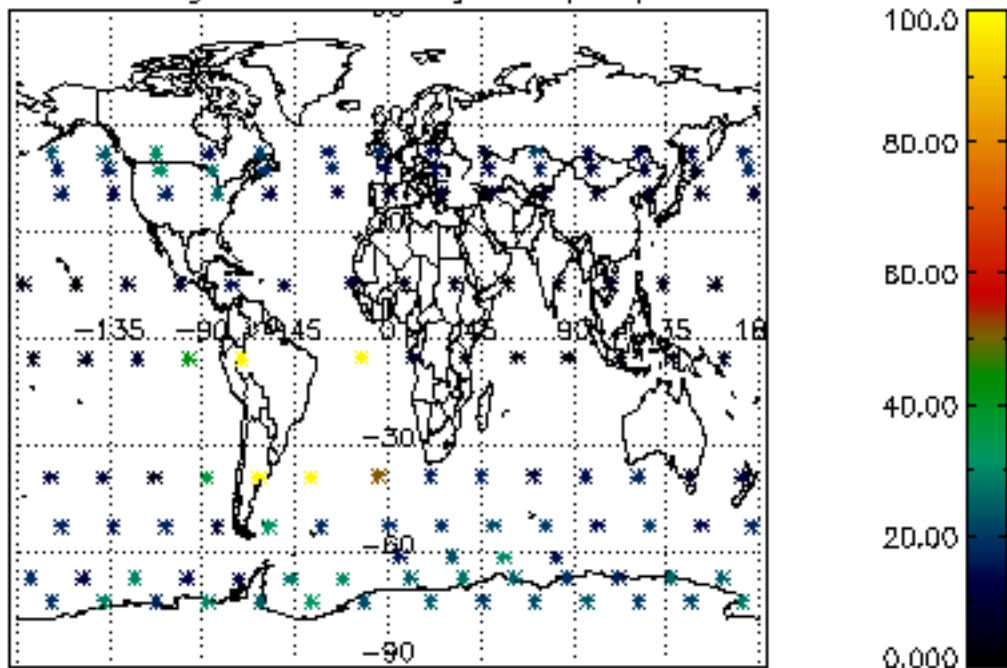
Percentage of flagged data per NO3 profile



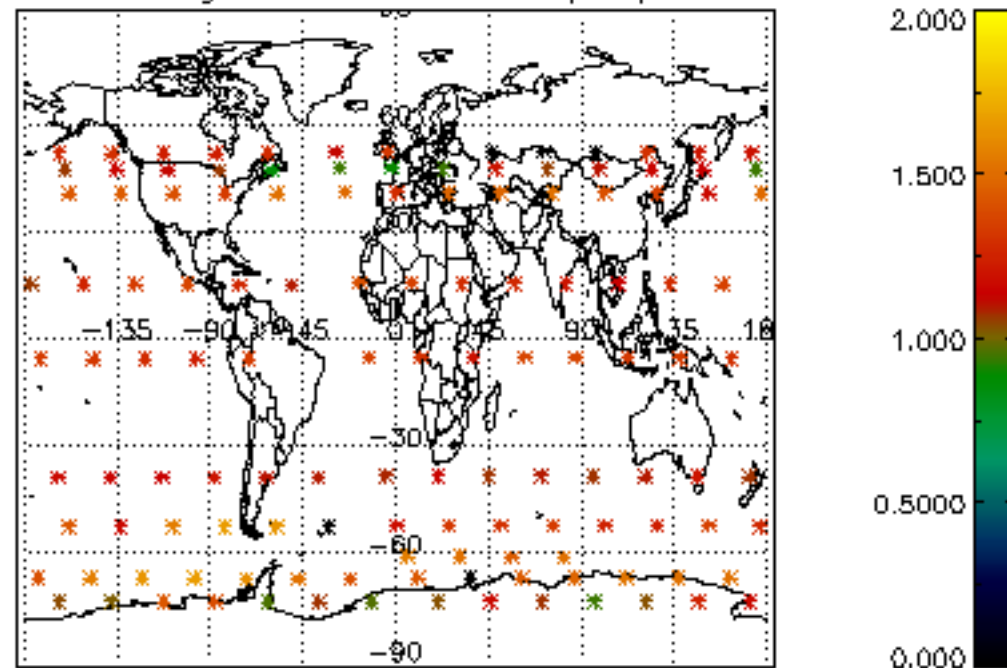




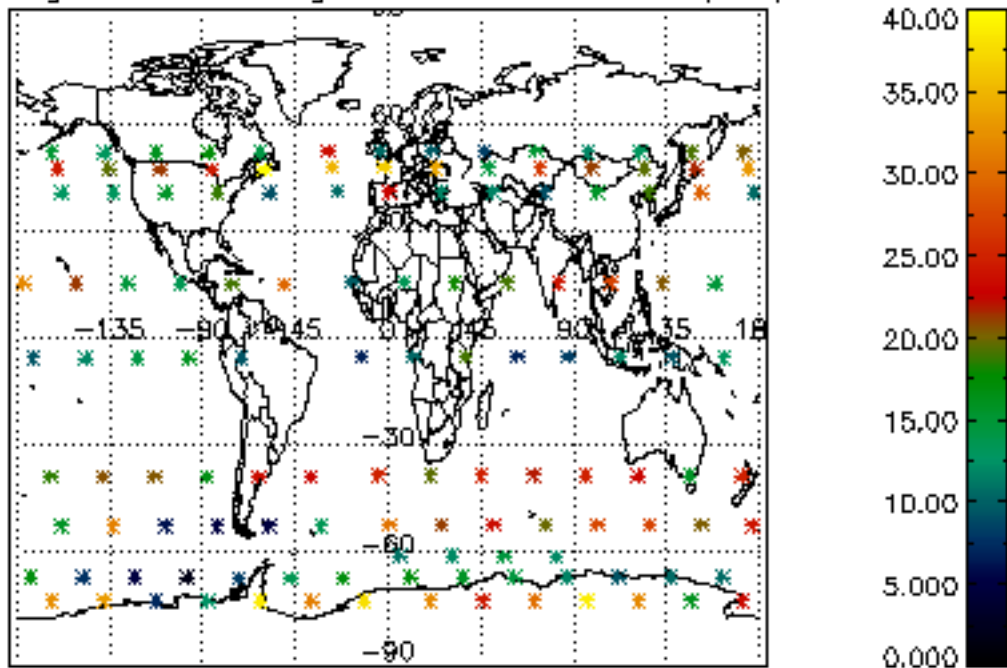
Percentage of cosmic ray hits per profile



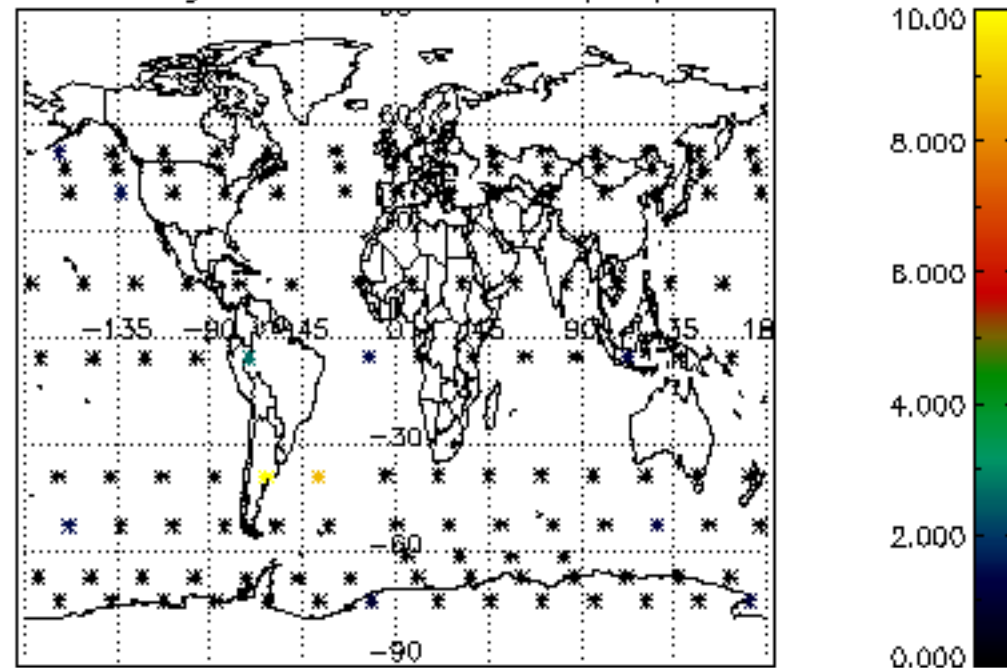
Percentage of datation errors per profile



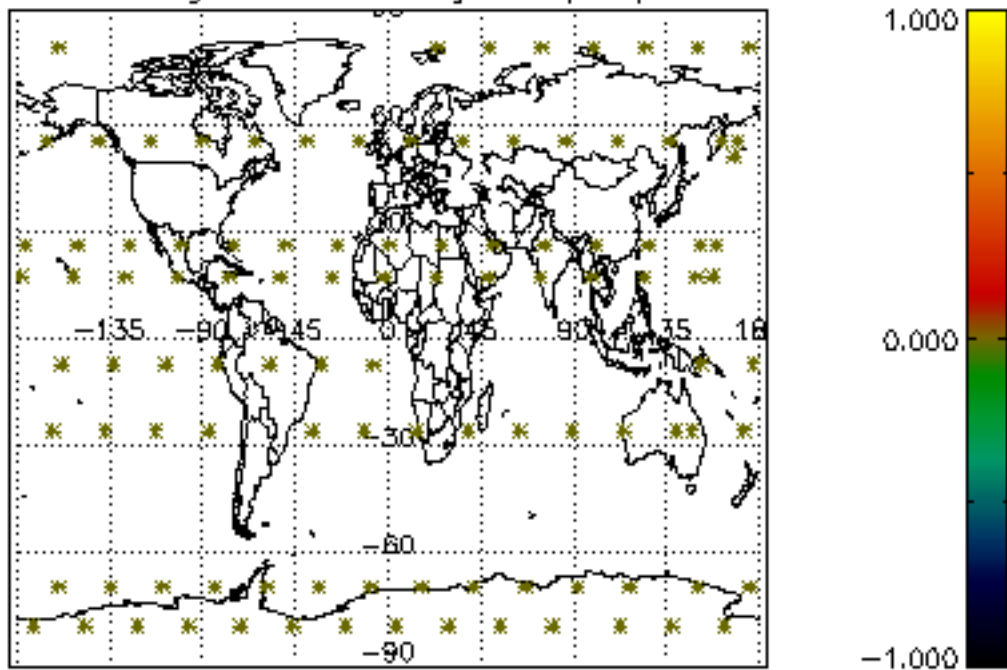
Percentage of star falling outside central band per profile



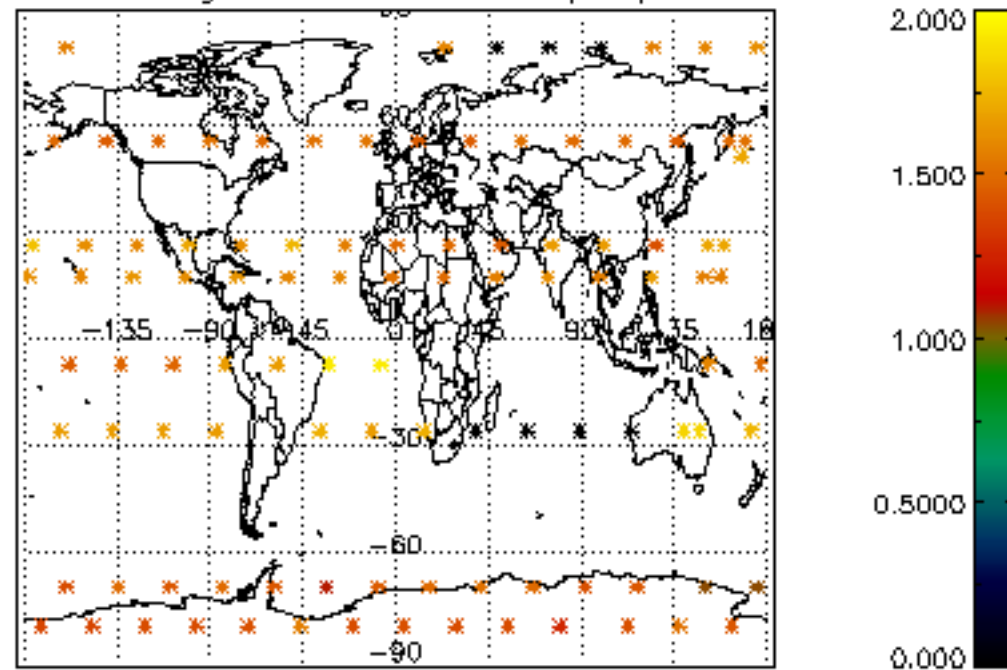
Percentage of saturation errors per profile



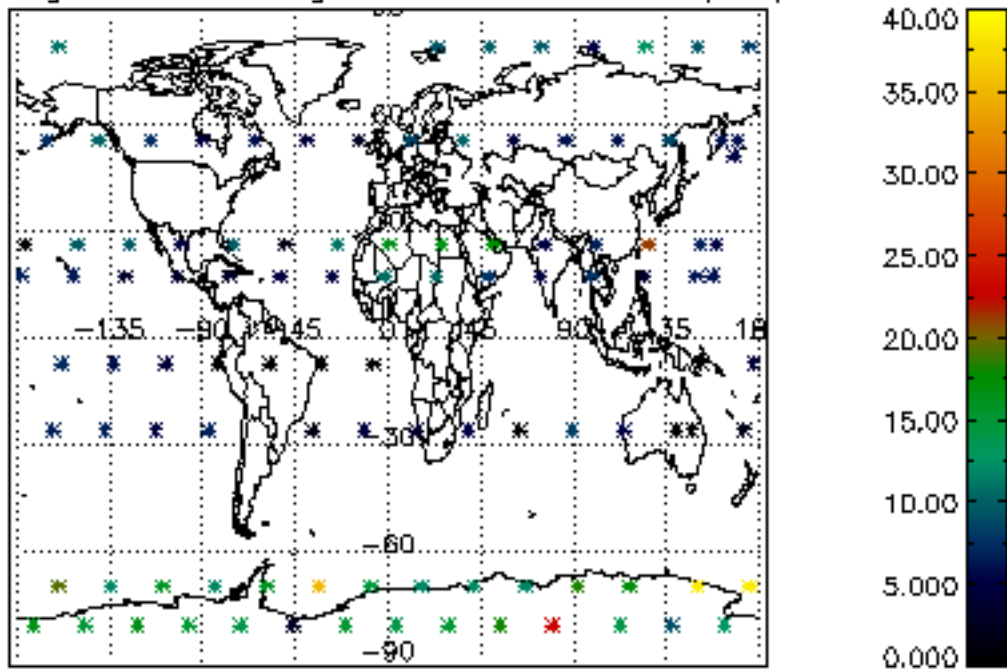
Percentage of cosmic ray hits per profile



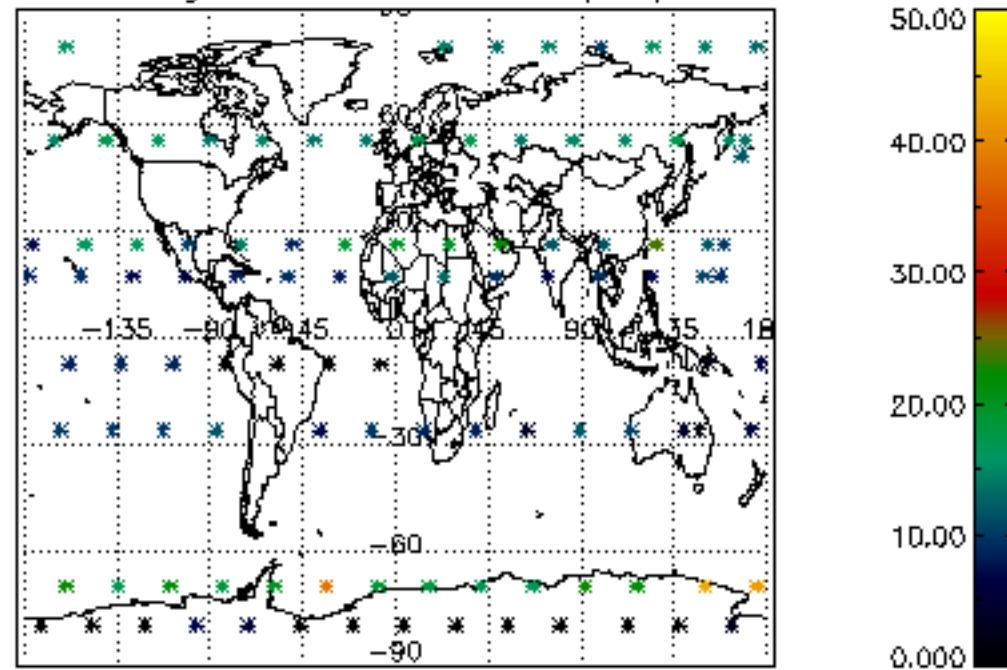
Percentage of datation errors per profile

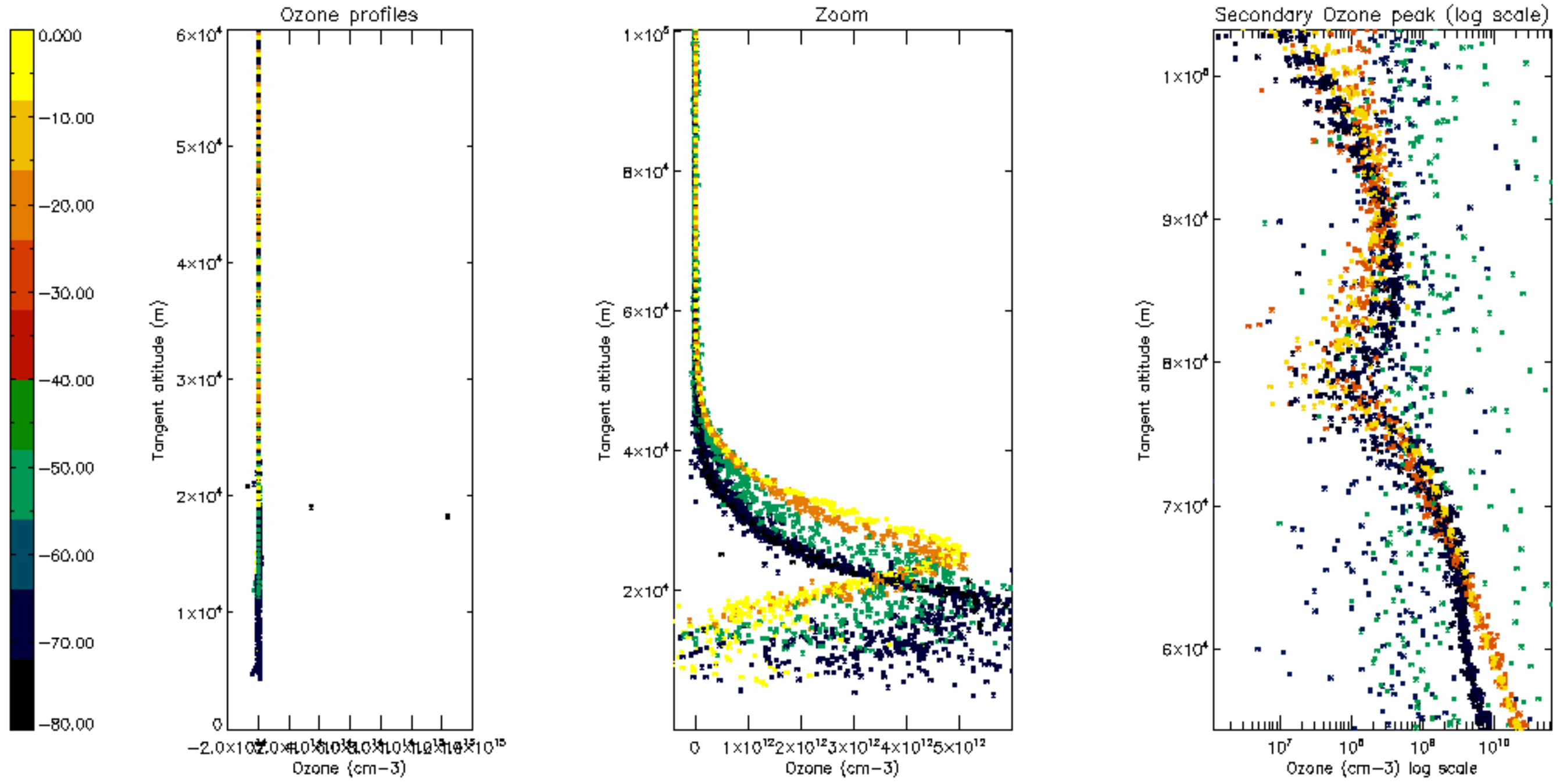


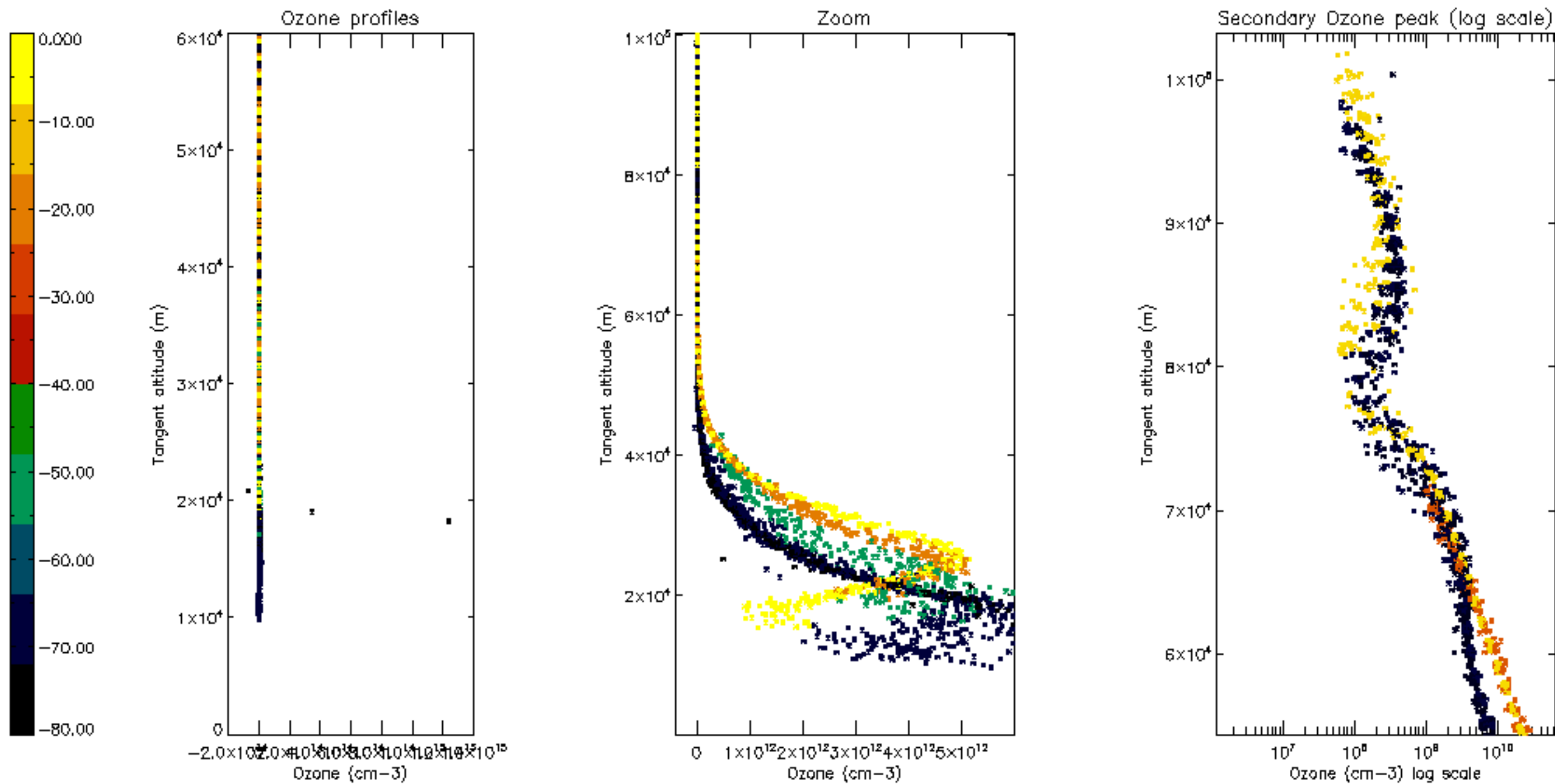
Percentage of star falling outside central band per profile

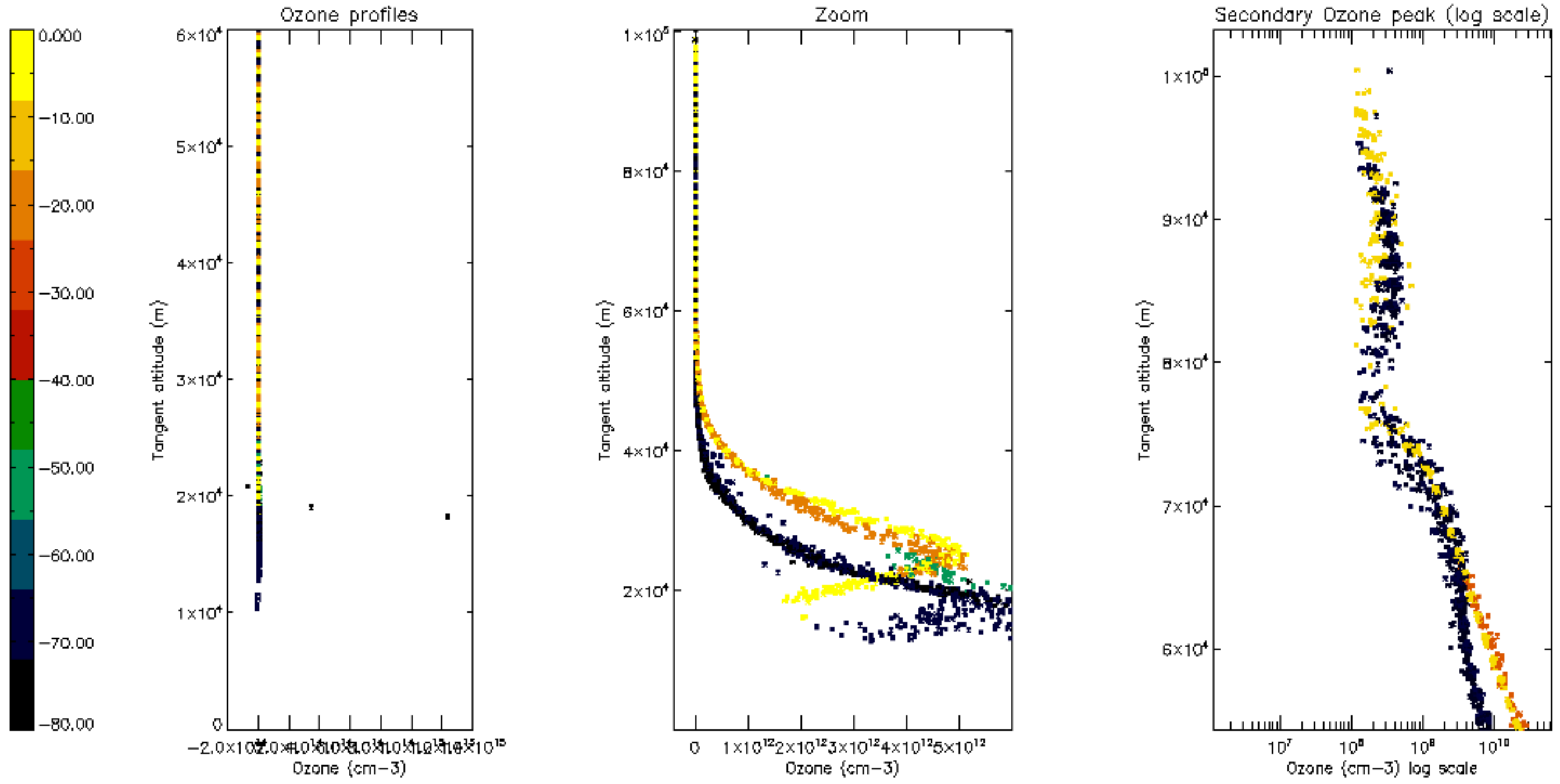


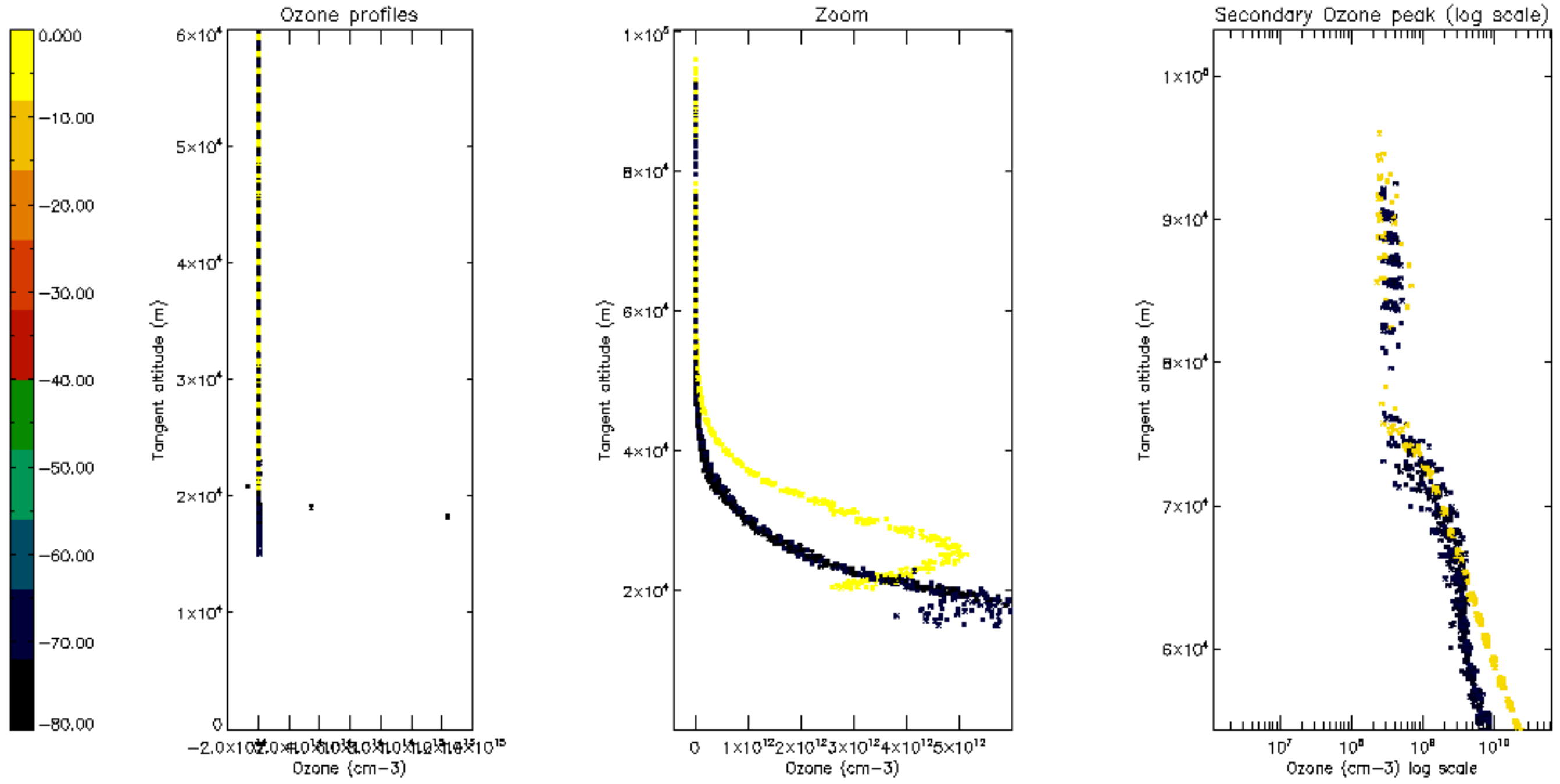
Percentage of saturation errors per profile

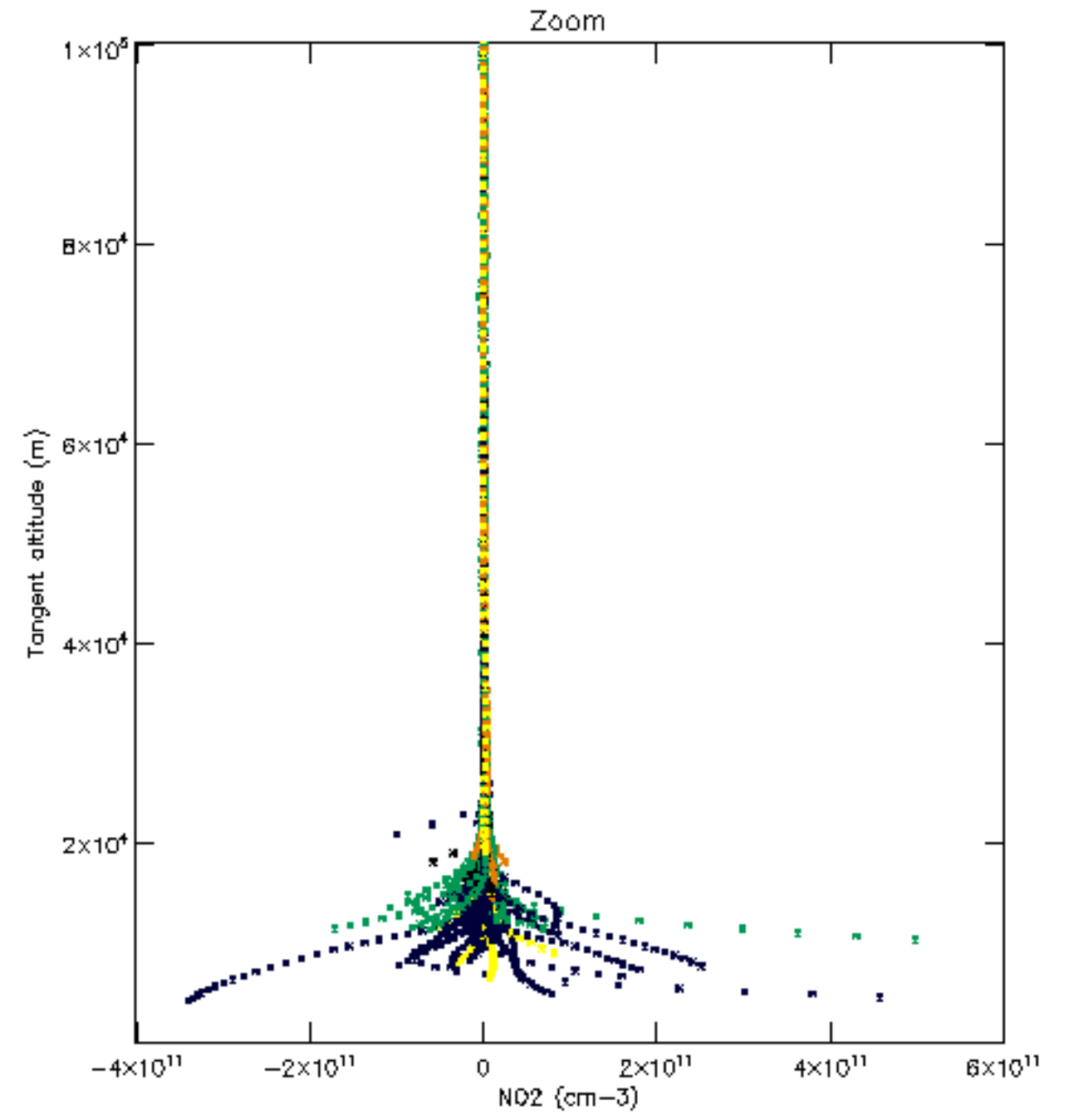
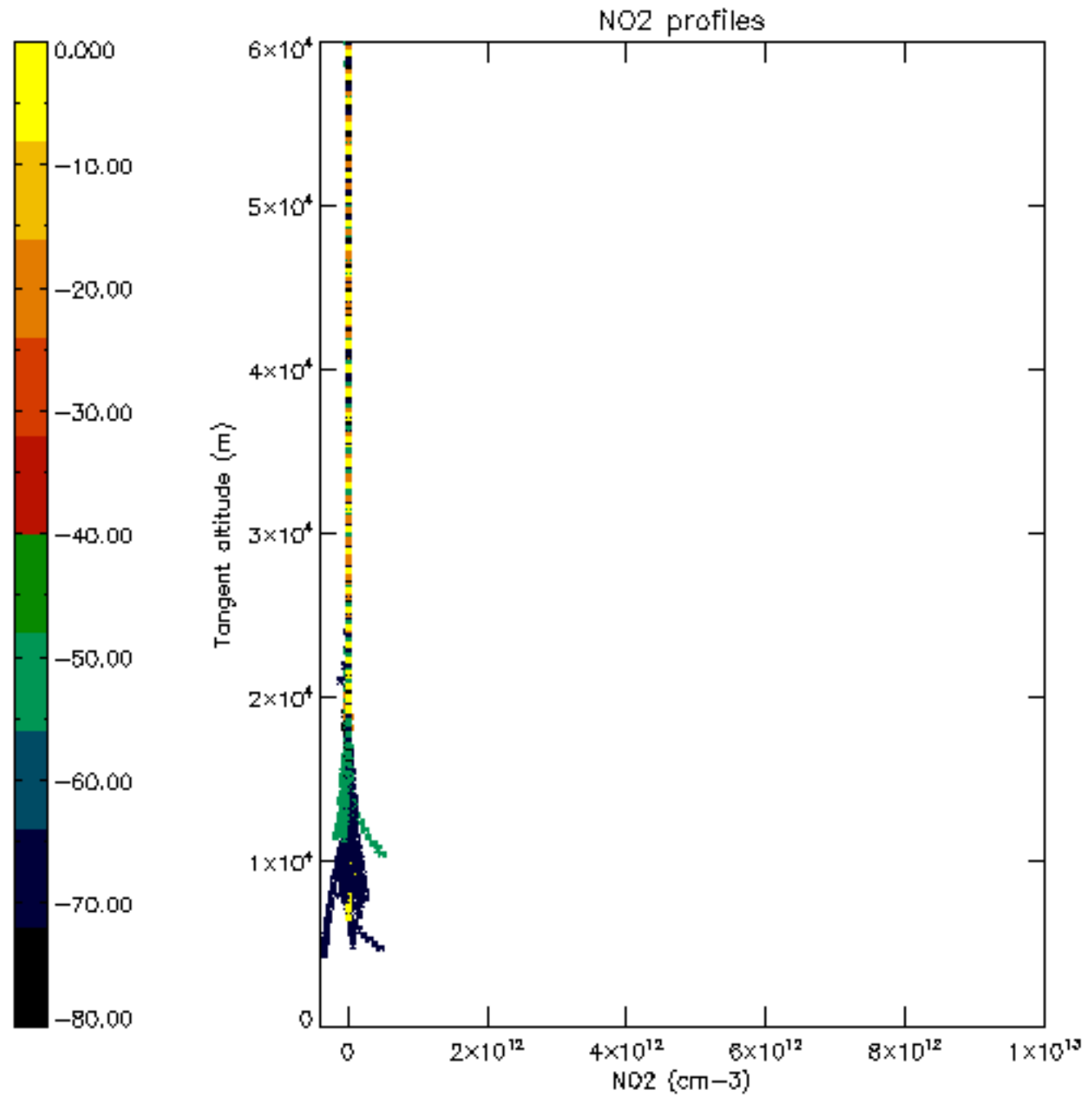


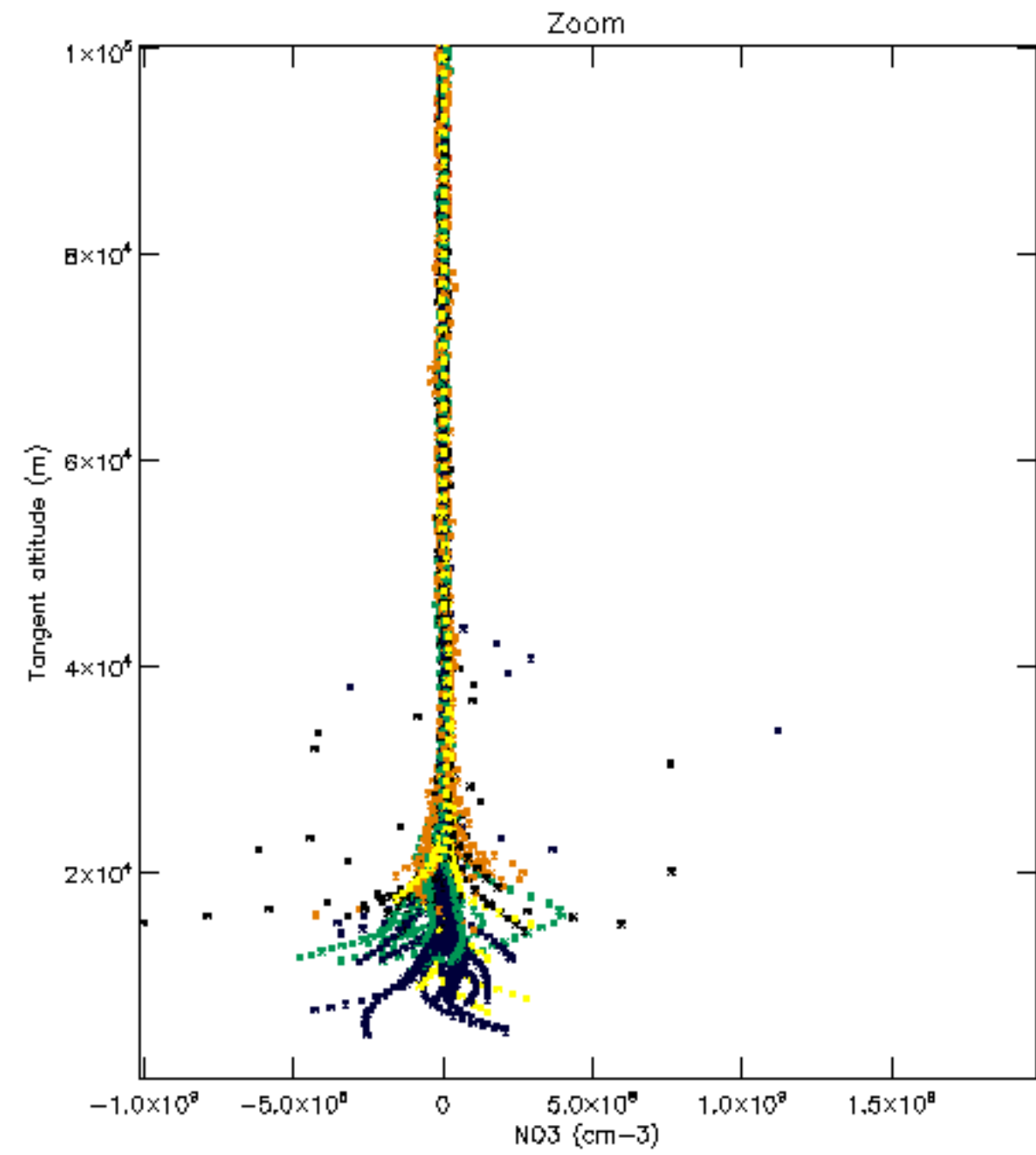
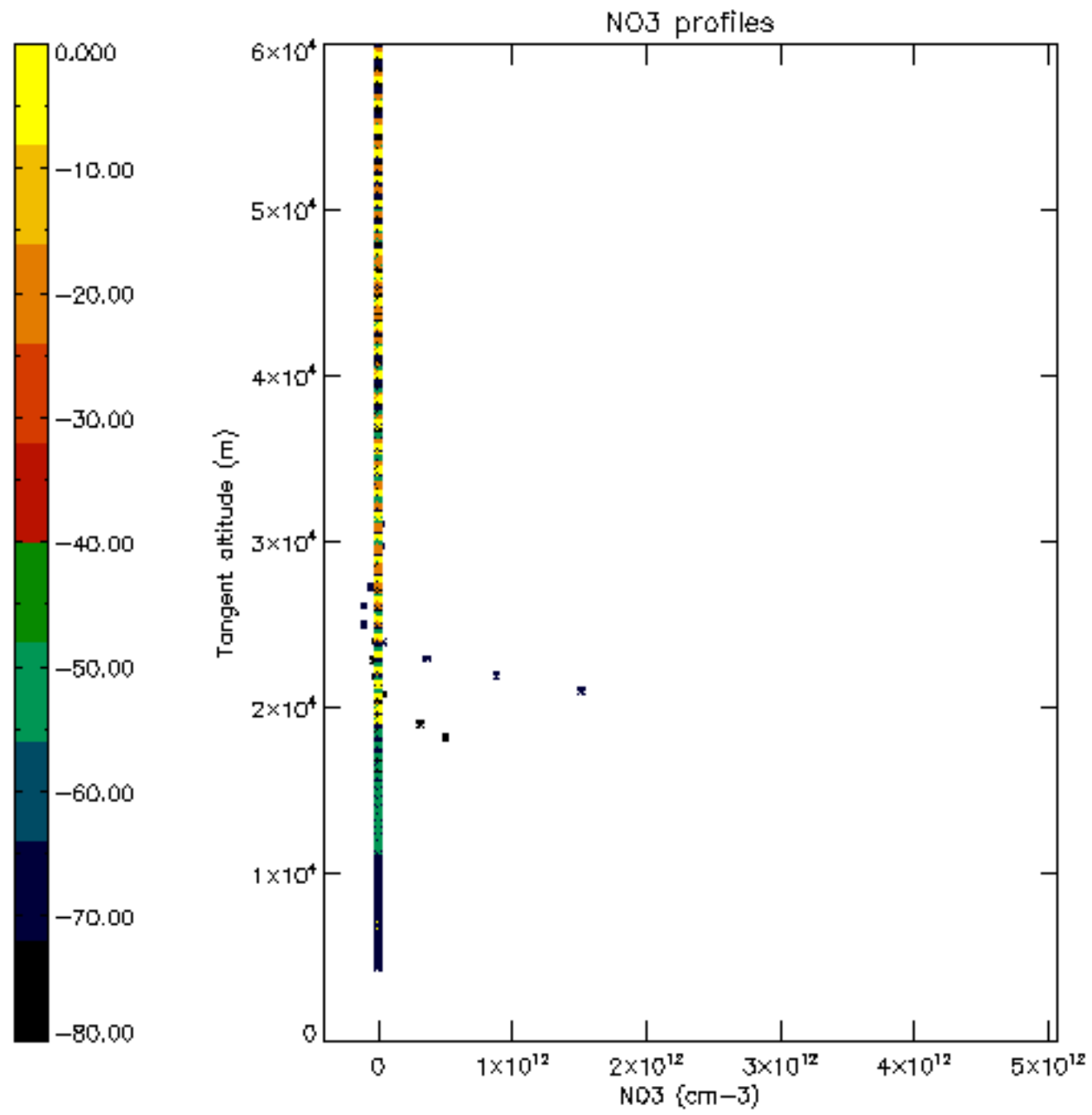


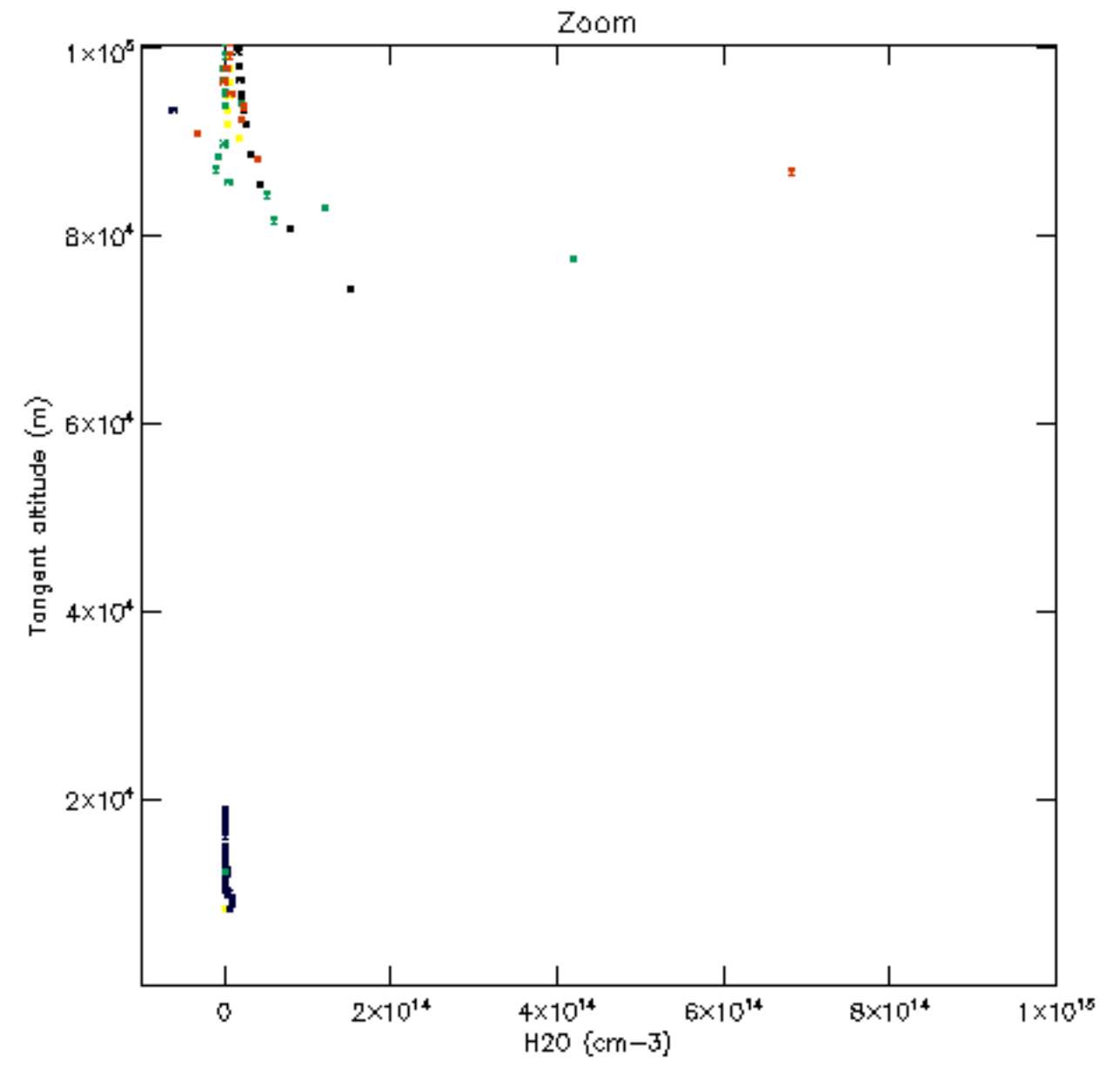
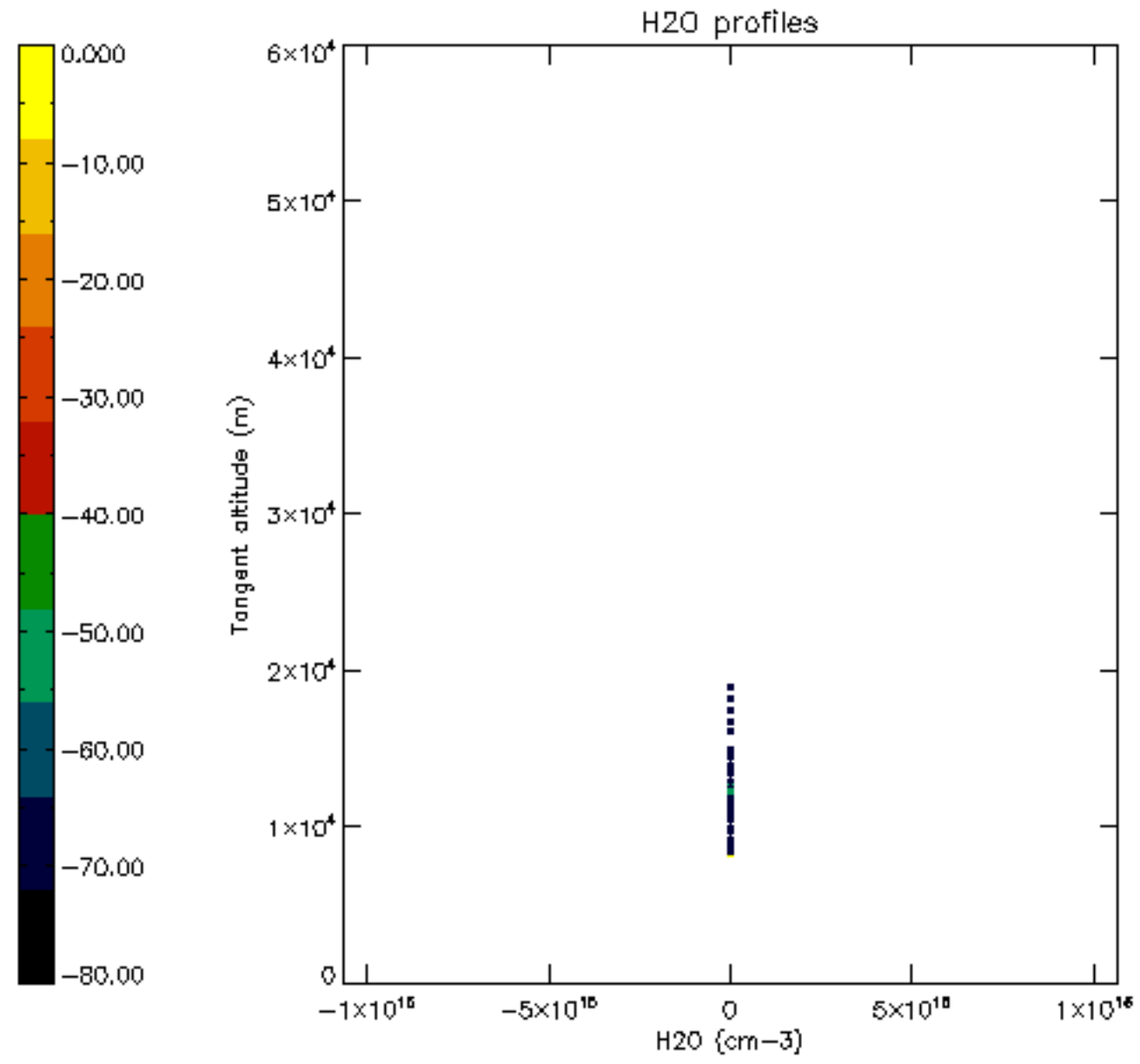


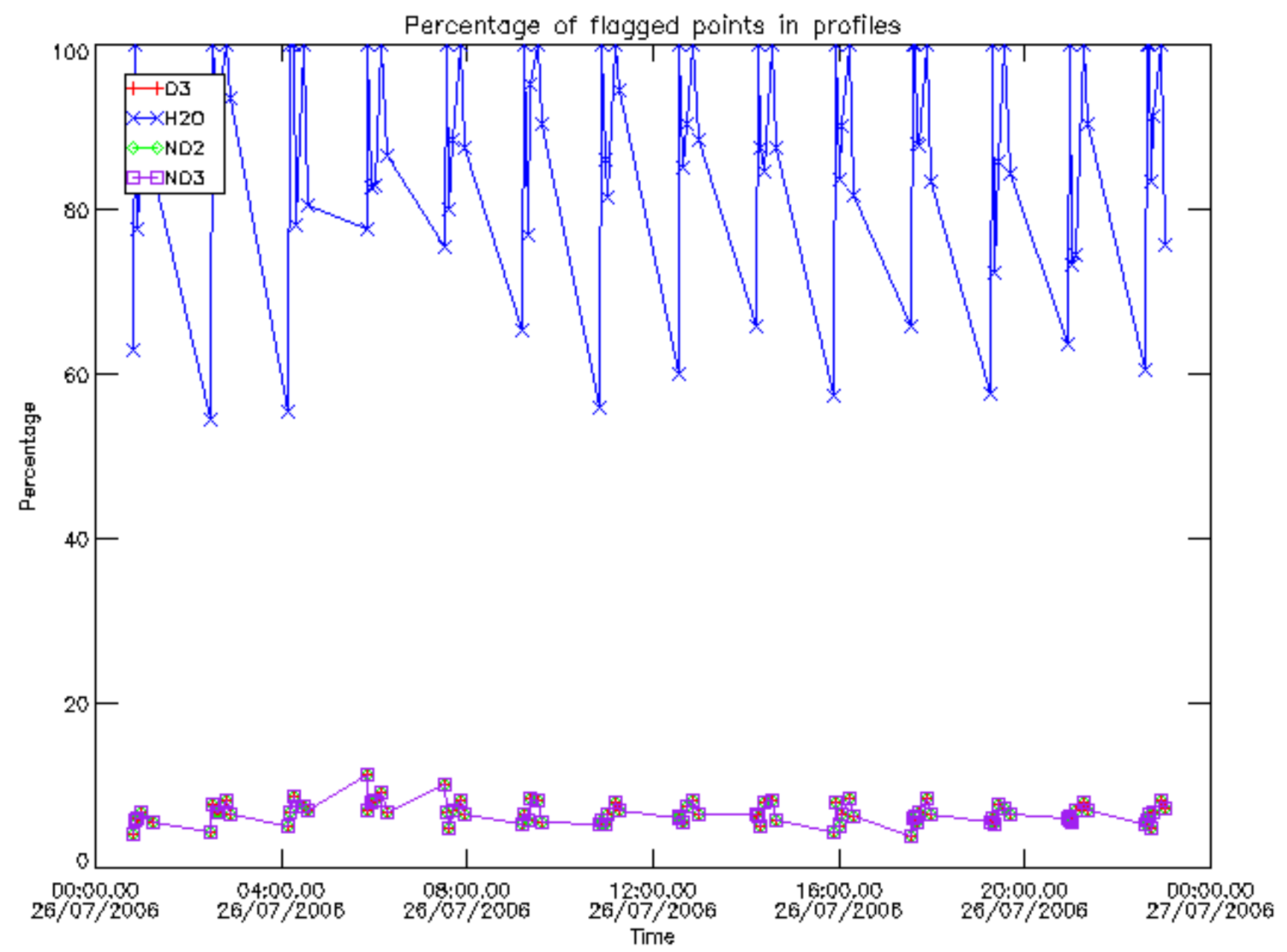




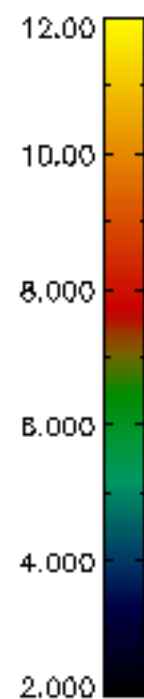
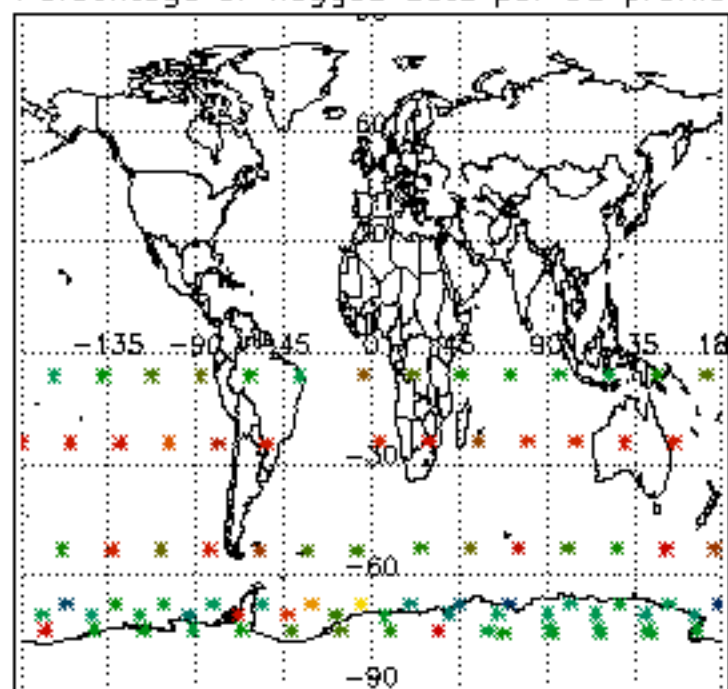




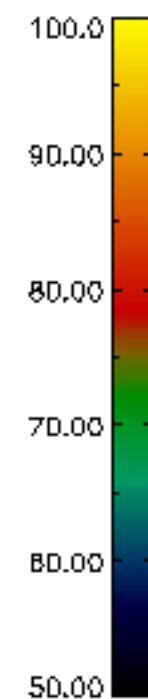
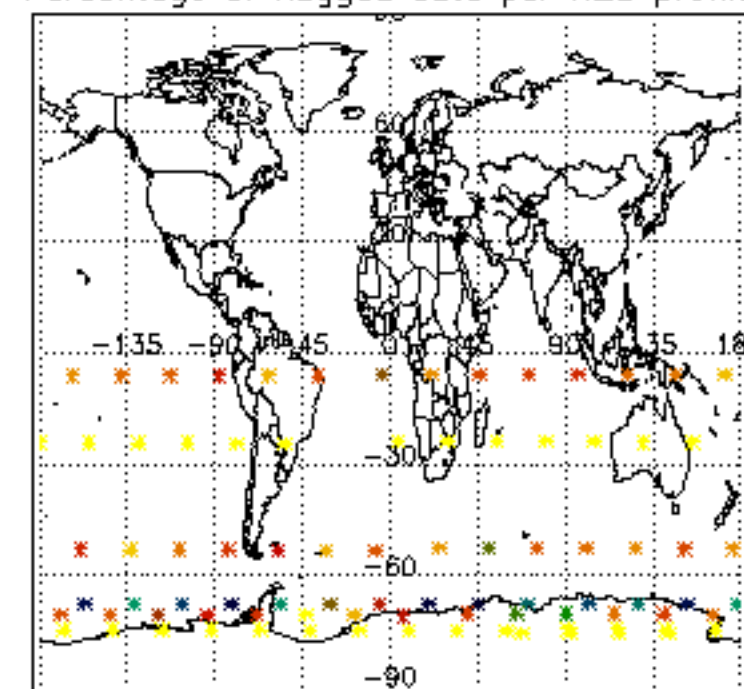




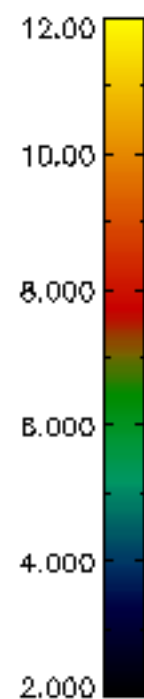
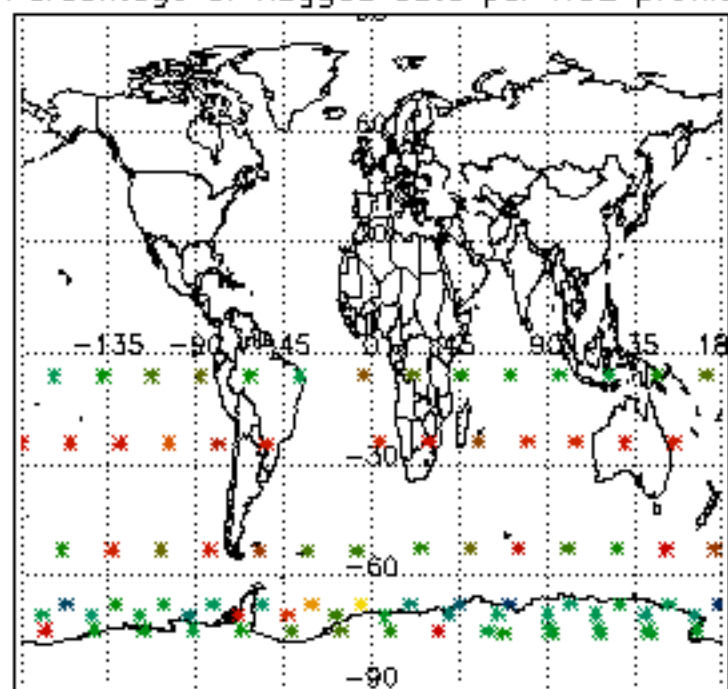
Percentage of flagged data per D3 profile



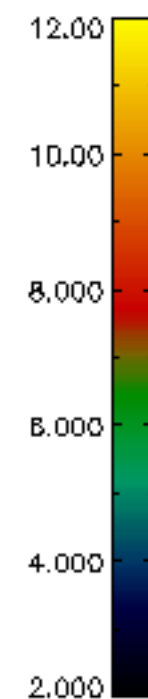
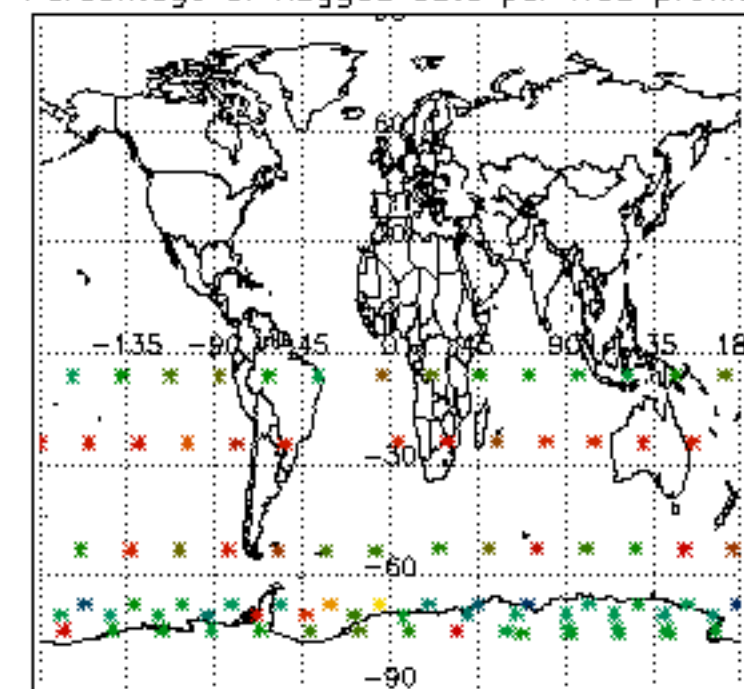
Percentage of flagged data per H2O profile

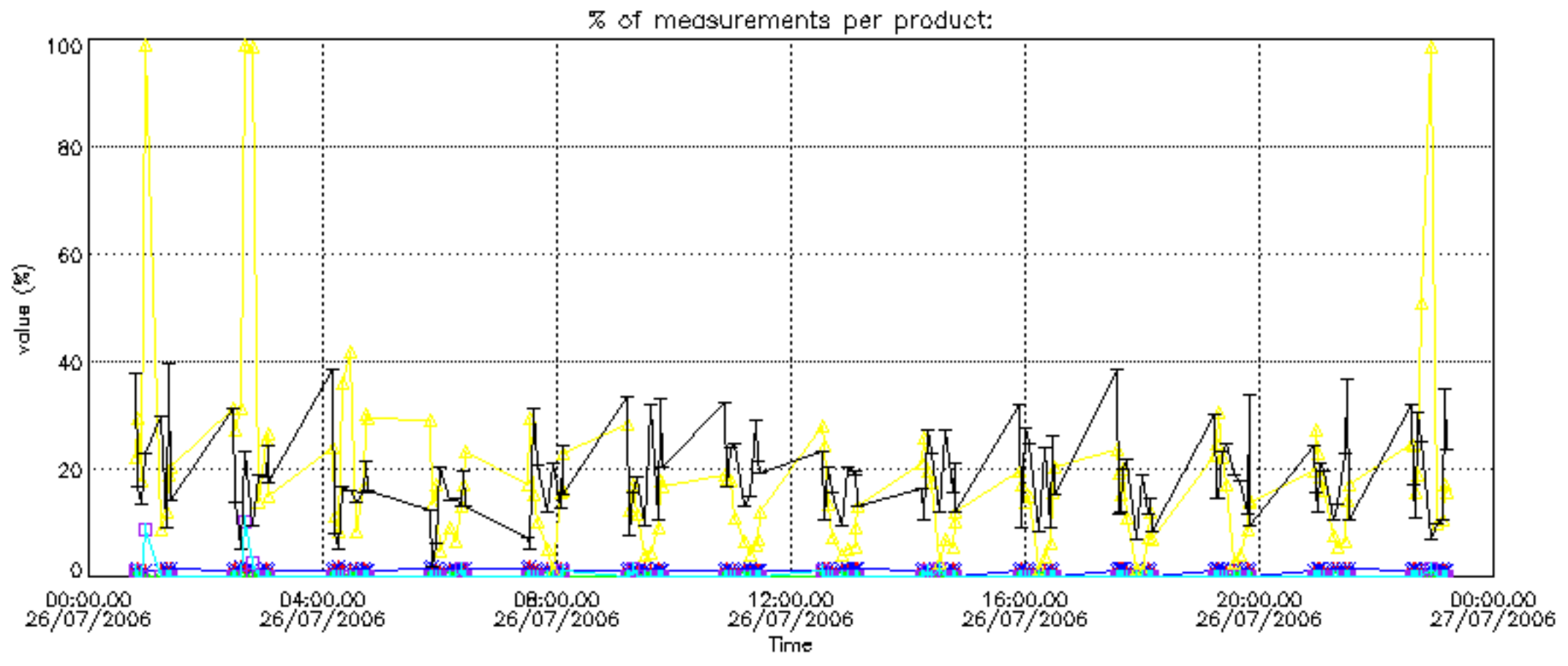


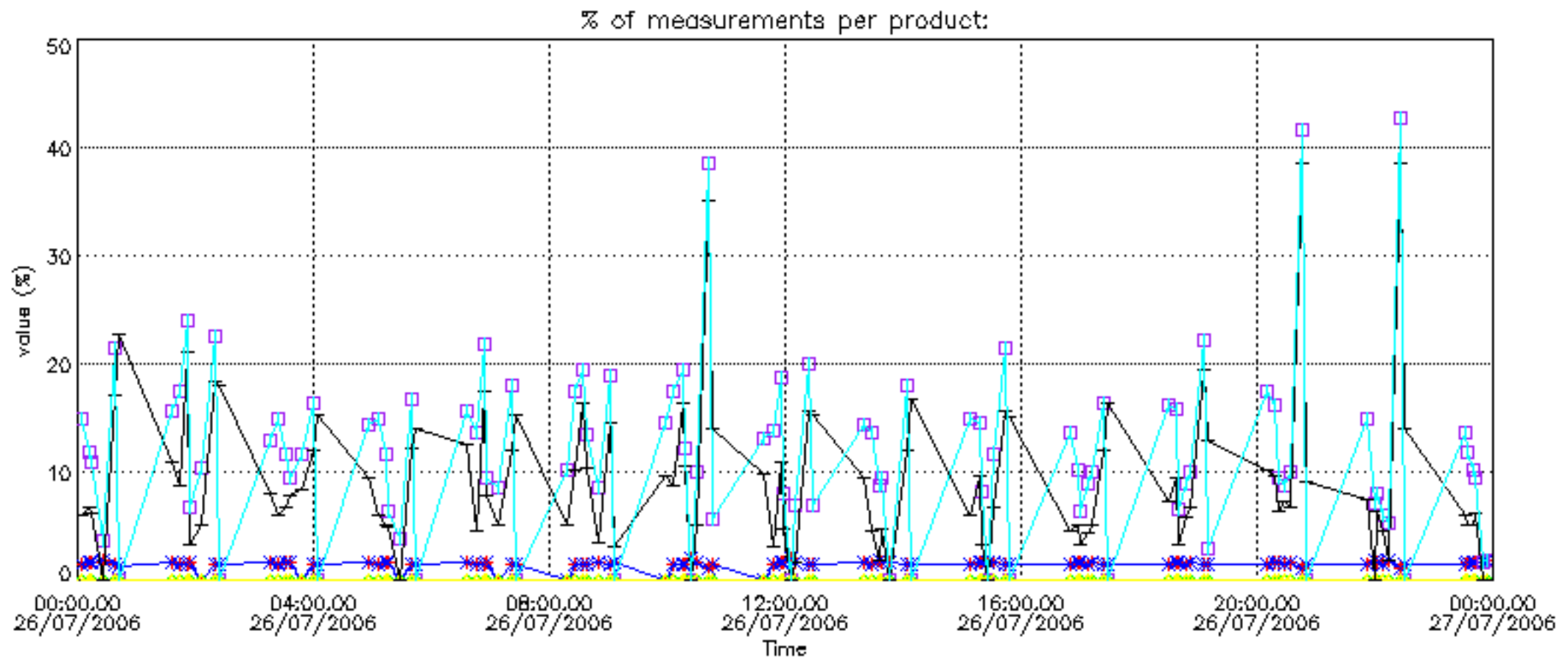
Percentage of flagged data per NO2 profile



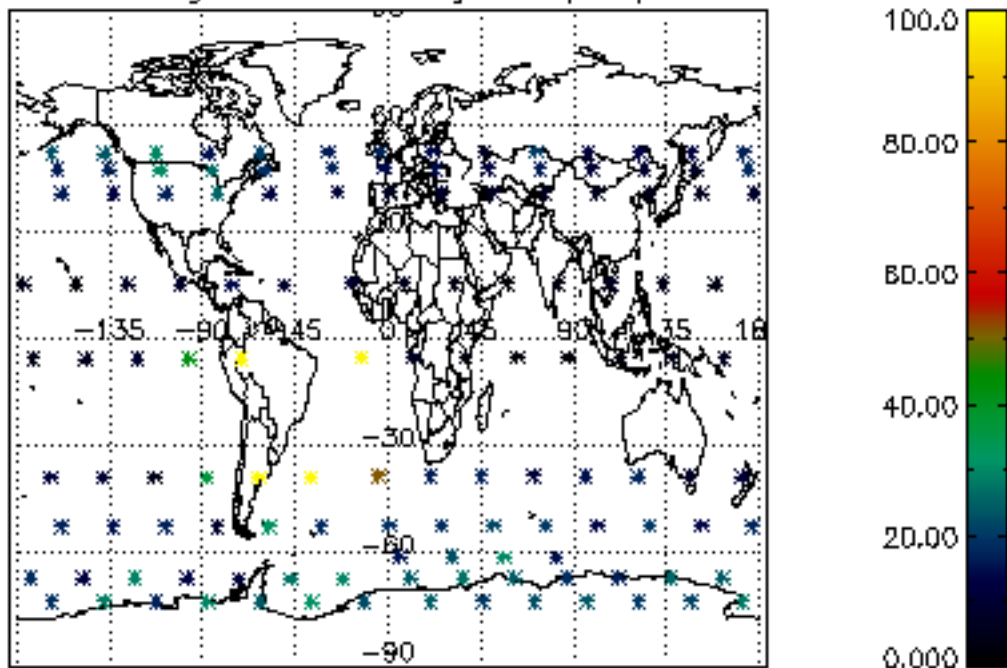
Percentage of flagged data per NO3 profile



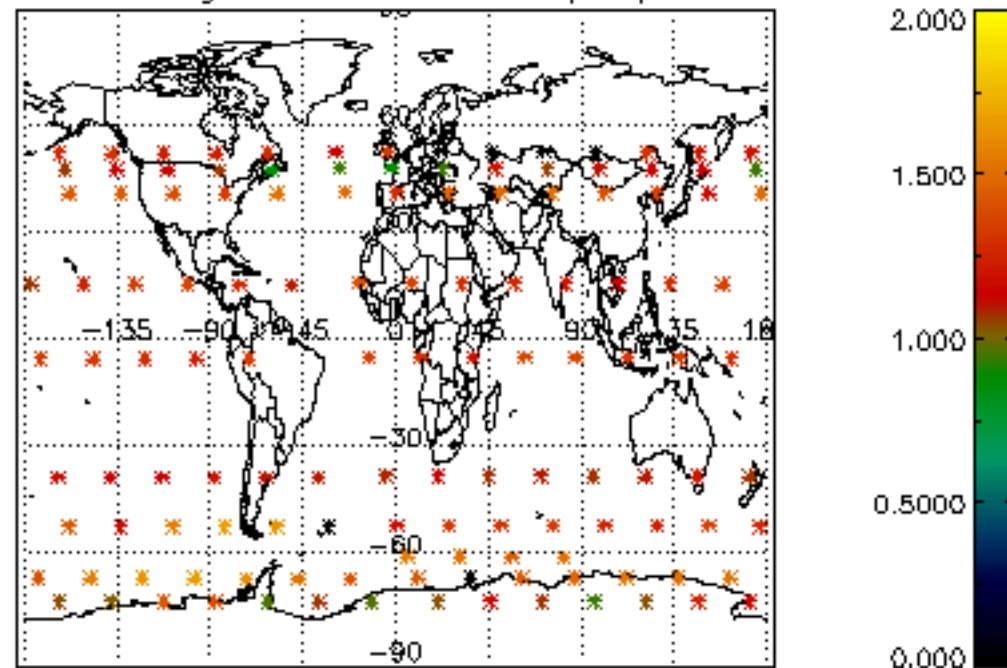




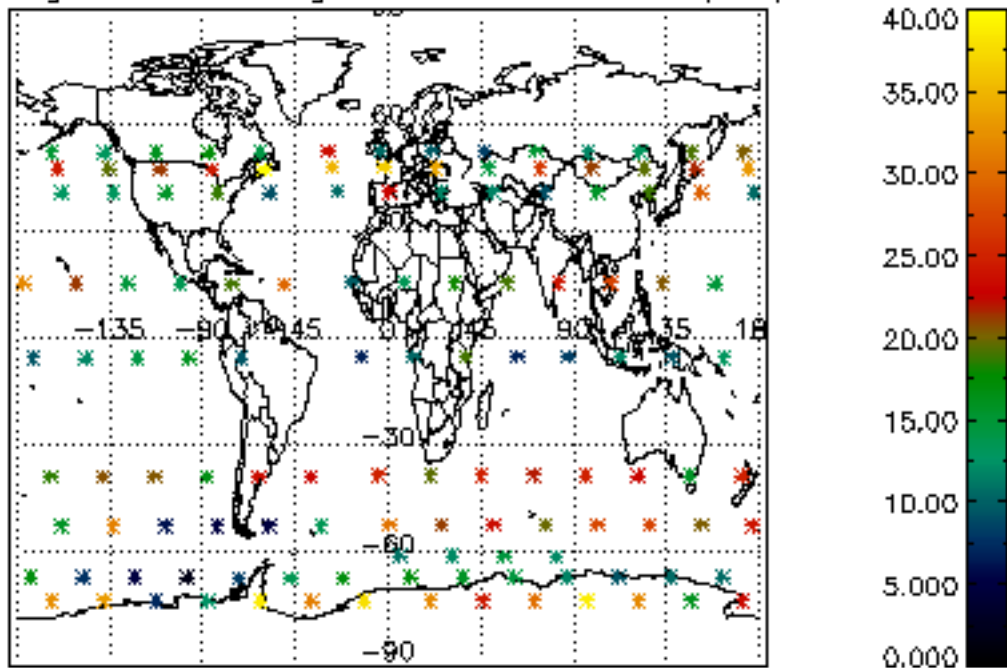
Percentage of cosmic ray hits per profile



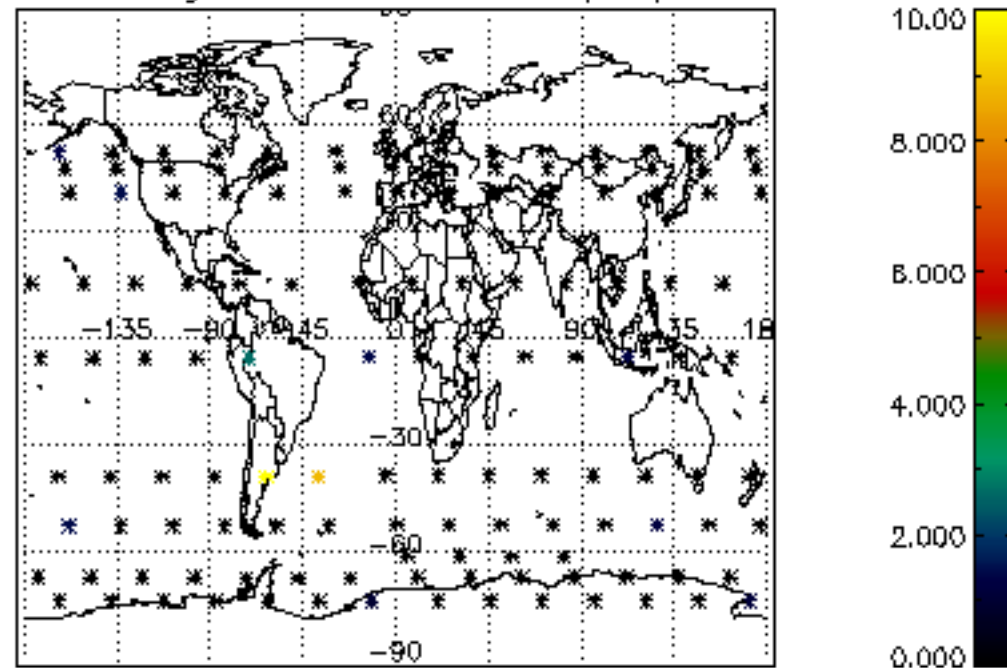
Percentage of datation errors per profile



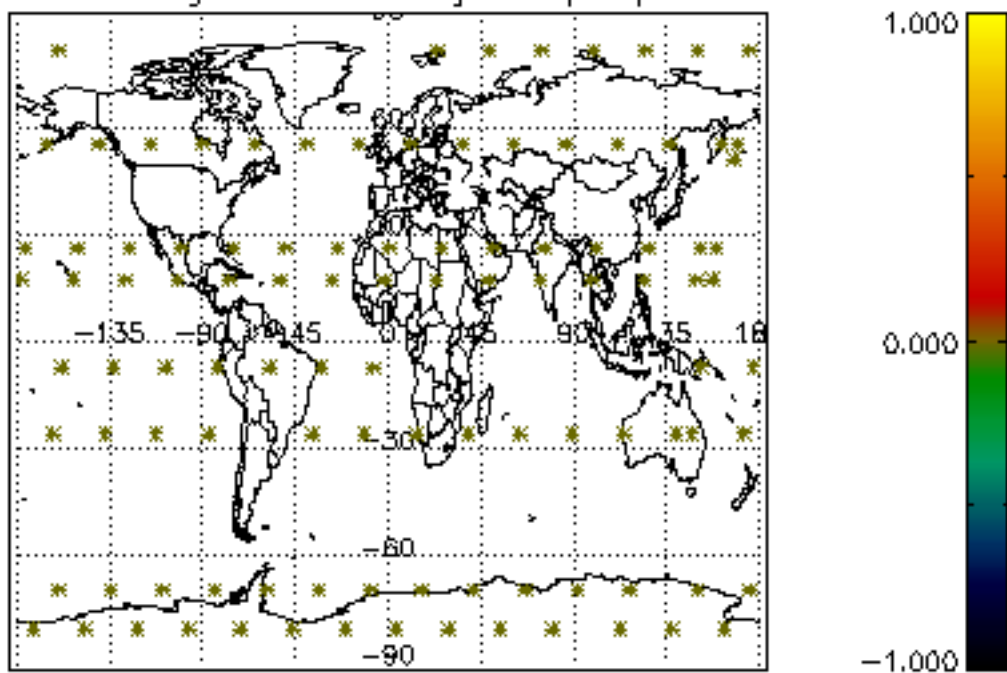
Percentage of star falling outside central band per profile



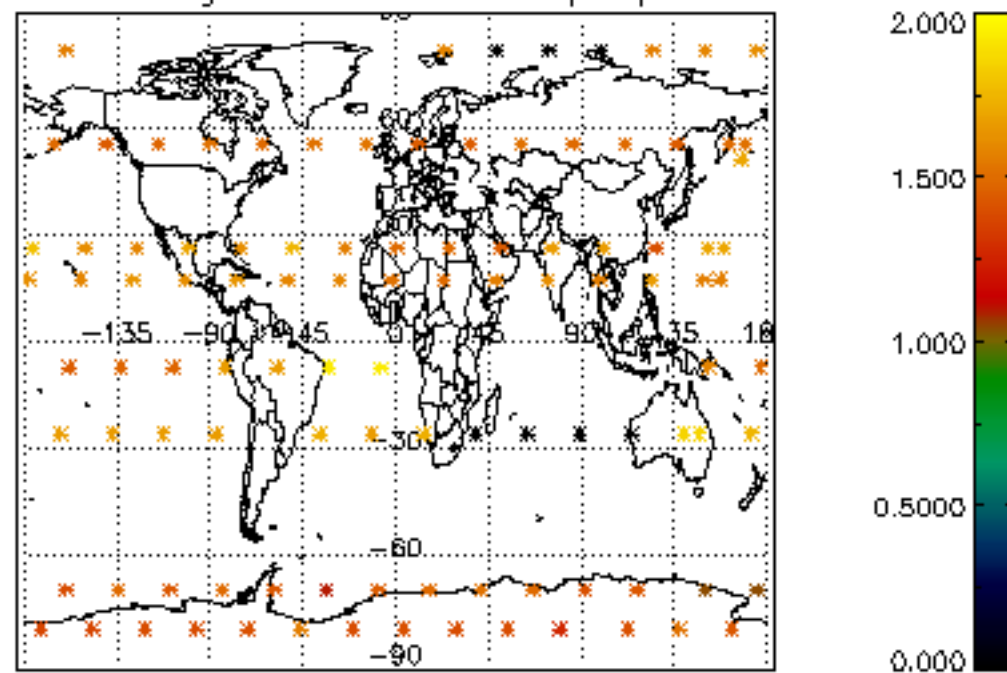
Percentage of saturation errors per profile



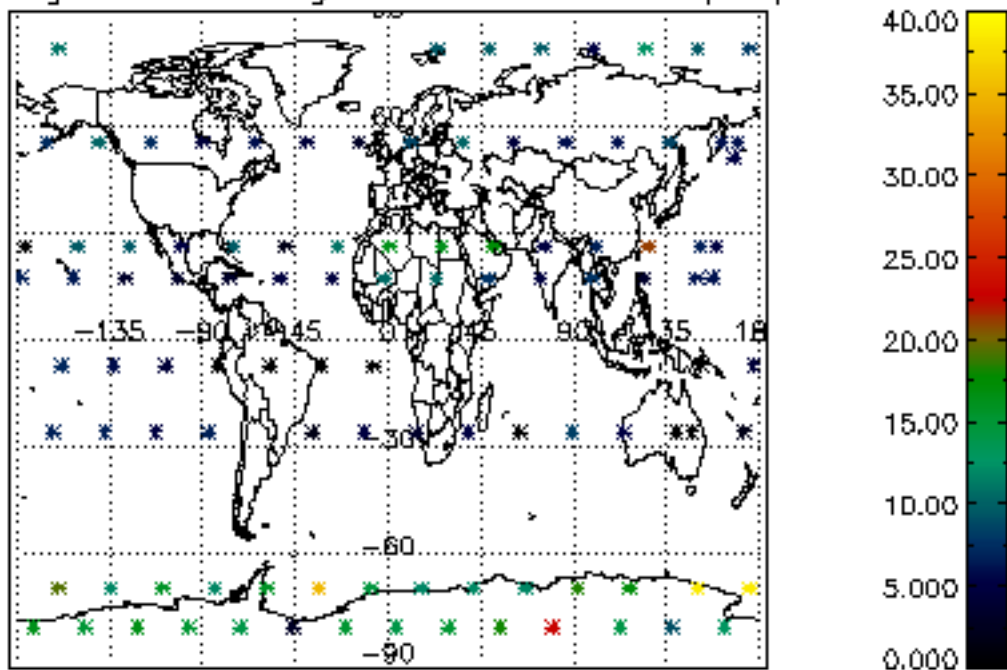
Percentage of cosmic ray hits per profile



Percentage of datation errors per profile



Percentage of star falling outside central band per profile



Percentage of saturation errors per profile

