

GOMOS Level 2 Daily Report

SUMMARY

[1. General Info](#)

[2. Summary of processed GOM_NL_2P products](#)

[3. Level 2 Quality information per product](#)

[3.1 Plot of level 2 quality information per product \(time dependant\)](#)

[3.2 Plot of level 2 quality information per product \(world map\)](#)

[4. Level 1 Quality information per product \(stored on level 2 products\)](#)

[4.1 Plot of level 1 quality information per product \(time dependant\)](#)

[4.1.1 Plot of level 1 quality information per product \(time dependant\): ASCENDING](#)

[4.1.2 Plot of level 1 quality information per product \(time dependant\): DESCENDING](#)

[4.2 Plot of level 1 quality information per product \(world map\)](#)

[4.2.1 Plot of level 1 quality information per product \(world map\): ASCENDING](#)

[4.2.2 Plot of level 1 quality information per product \(world map\): DESCENDING](#)

[5. Ozone profiles based on quality statistics and other trace gas profiles](#)

[5.1 Ozone statistics based on quality of products](#)

[5.2 Plot ozone profiles for all STD \(dark without errors\)](#)

[5.3 Plot ozone profiles where STD < 20% \(dark without errors\)](#)

[5.4. Plot ozone profiles where STD < 10% \(dark without errors\)](#)

[5.5. Plot ozone profiles where STD < 5% \(dark without errors\)](#)

[5.6 Plot NO2 profiles for all STD \(dark without errors\)](#)

[5.7 Plot NO3 profiles for all STD \(dark without errors\)](#)

[5.8 Plot H2O profiles \(only for occultations of stars 1,2,3,4,13,14,16,26,63 dark without errors\) for all STD](#)

[6. Auxiliary Data Files used for the production reported in section 2](#)

This report presents the daily analysis on parameters extracted from GOMOS level 2 data (GOM_NL__2P). It is intended to monitor some important parameters that will impact the quality of these products. A list of level 2 products (and content) that have arrived during the reporting day to the PCF is also given.

Item	Value
Time of report generation	24APR2013 01:58:40
Data source version	GOMOS/6.01
Start time of products	18-07-2006 (18JUL2006 00:00:00)
Stop time of products	19-07-2006 (19JUL2006 00:00:00)
Store outputs in DB	Yes
Nb of level 2 prods	270
Nb of prods with errors	0

2. Summary of processed GOM_NL__2P products.

Nr	Filename	UTC Start time	Limb	Duration	Star Id	Star Name	Star Mag	Star Temp	Nb Meas	Orbit	Prod. error
1	GOM_NL__2PRFIN20060718_000500_000000392049_00302_22901_0063.N1	18-JUL-2006 00:05:00	Dark	39.000	7	19Bet Ori	0.10000	14000.	78	22901	No
2	GOM_NL__2PRFIN20060718_000814_000000472049_00302_22901_0064.N1	18-JUL-2006 00:08:14	Dark	47.000	165	34Gam Eri	2.9500	3200.0	94	22901	No
3	GOM_NL__2PRFIN20060718_001717_000000442049_00302_22901_0065.N1	18-JUL-2006 00:17:17	Dark	43.500	157	The1Eri	2.9060	9300.0	87	22901	No
4	GOM_NL__2PRFIN20060718_002324_000000522049_00303_22902_0048.N1	18-JUL-2006 00:23:24	Dark	52.000	9	Alp Eri	0.45300	24000.	104	22902	No
5	GOM_NL__2PRFIN20060718_002646_000000372049_00303_22902_0049.N1	18-JUL-2006 00:26:46	Dark	37.000	135	Bet Hyi	2.8200	5800.0	74	22902	No
6	GOM_NL__2PRFIN20060718_003052_000000442049_00303_22902_0050.N1	18-JUL-2006 00:30:52	Straylight	43.500	148	Alp Tuc	2.8780	4100.0	87	22902	No
7	GOM_NL__2PRFIN20060718_003440_000000392049_00303_22902_0051.N1	18-JUL-2006 00:34:40	Straylight	38.500	45	Alp Pav	1.9400	26000.	77	22902	No
8	GOM_NL__2PRFIN20060718_004239_000000402049_00303_22902_0052.N1	18-JUL-2006 00:42:39	Twilight	40.000	38	20Eps Sgr	1.8360	11000.	80	22902	No
9	GOM_NL__2PRFIN20060718_004432_000000392049_00303_22902_0053.N1	18-JUL-2006 00:44:32	Bright	39.000	57	34Sig Sgr	2.0660	26000.	78	22902	No
10	GOM_NL__2PRFIN20060718_004554_000000372049_00303_22902_0054.N1	18-JUL-2006 00:45:54	Bright	37.000	155	41Pi Sgr	2.9000	6600.0	74	22902	No
11	GOM_NL__2PRFIN20060718_005351_000000362049_00303_22902_0055.N1	18-JUL-2006 00:53:51	Bright	36.000	126	60Bet Oph	2.7700	4250.0	72	22902	No
12	GOM_NL__2PRFIN20060718_005608_000000352049_00303_22902_0056.N1	18-JUL-2006 00:56:08	Bright	34.500	59	55Alp Oph	2.0800	8900.0	69	22902	No
13	GOM_NL__2PRFIN20060718_010329_000000392049_00303_22902_0057.N1	18-JUL-2006 01:03:29	Bright	39.000	5	3Alp Lyr	0.033000	11000.	78	22902	No
14	GOM_NL__2PRFIN20060718_010654_000000332049_00303_22902_0058.N1	18-JUL-2006 01:06:54	Bright	33.000	69	33Gam Dra	2.2310	3800.0	66	22902	No
15	GOM_NL__2PRFIN20060718_011013_000000362049_00303_22902_0059.N1	18-JUL-2006 01:10:13	Bright	36.000	119	14Eta Dra	2.7270	4700.0	72	22902	No
16	GOM_NL__2PRFIN20060718_011427_000000332049_00303_22902_0060.N1	18-JUL-2006 01:14:27	Bright	32.500	60	7Bet UMi	2.0810	3950.0	65	22902	No
17	GOM_NL__2PRFIN20060718_011755_000000352049_00303_22902_0061.N1	18-JUL-2006 01:17:55	Bright	35.000	49	1Alp UMi	1.9900	6300.0	70	22902	No
18	GOM_NL__2PRFIN20060718_013917_000000542049_00303_22902_0062.N1	18-JUL-2006 01:39:17	Twilight	54.000	13	87Alp Tau	0.86700	3800.0	108	22902	No
19	GOM_NL__2PRFIN20060718_014536_000000402049_00303_22902_0063.N1	18-JUL-2006 01:45:36	Dark	39.500	7	19Bet Ori	0.10000	14000.	79	22902	No
20	GOM_NL__2PRFIN20060718_014850_000000482049_00303_22902_0064.N1	18-JUL-2006 01:48:50	Dark	47.500	165	34Gam Eri	2.9500	3200.0	95	22902	No
21	GOM_NL__2PRFIN20060718_015754_000000422049_00303_22902_0065.N1	18-JUL-2006 01:57:54	Dark	42.000	157	The1Eri	2.9060	9300.0	84	22902	No
22	GOM_NL__2PRFIN20060718_020400_000000412049_00304_22903_0048.N1	18-JUL-2006 02:04:00	Dark	41.000	9	Alp Eri	0.45300	24000.	82	22903	No
23	GOM_NL__2PRFIN20060718_020722_000000372049_00304_22903_0049.N1	18-JUL-2006 02:07:22	Dark	36.500	135	Bet Hyi	2.8200	5800.0	73	22903	No
24	GOM_NL__2PRFIN20060718_021128_000000432049_00304_22903_0050.N1	18-JUL-2006 02:11:28	Straylight	42.500	148	Alp Tuc	2.8780	4100.0	85	22903	No
25	GOM_NL__2PRFIN20060718_021516_000000422049_00304_22903_0051.N1	18-JUL-2006 02:15:16	Straylight	42.000	45	Alp Pav	1.9400	26000.	84	22903	No
26	GOM_NL__2PRFIN20060718_022315_000000412049_00304_22903_0052.N1	18-JUL-2006 02:23:15	Twilight	41.000	38	20Eps Sgr	1.8360	11000.	82	22903	No
27	GOM_NL__2PRFIN20060718_022508_000000392049_00304_22903_0053.N1	18-JUL-2006 02:25:08	Bright	39.000	57	34Sig Sgr	2.0660	26000.	78	22903	No
28	GOM_NL__2PRFIN20060718_022630_000000402049_00304_22903_0054.N1	18-JUL-2006 02:26:30	Bright	39.500	155	41Pi Sgr	2.9000	6600.0	79	22903	No
29	GOM_NL__2PRFIN20060718_023427_000000362049_00304_22903_0055.N1	18-JUL-2006 02:34:27	Bright	35.500	126	60Bet Oph	2.7700	4250.0	71	22903	No
30	GOM_NL__2PRFIN20060718_023644_000000362049_00304_22903_0056.N1	18-JUL-2006 02:36:44	Bright	36.000	59	55Alp Oph	2.0800	8900.0	72	22903	No
31	GOM_NL__2PRFIN20060718_024405_000000372049_00304_22903_0057.N1	18-JUL-2006 02:44:05	Bright	36.500	5	3Alp Lyr	0.033000	11000.	73	22903	No
32	GOM_NL__2PRFIN20060718_024730_000000382049_00304_22903_0058.N1	18-JUL-2006 02:47:30	Bright	38.000	69	33Gam Dra	2.2310	3800.0	76	22903	No
33	GOM_NL__2PRFIN20060718_025049_000000362049_00304_22903_0059.N1	18-JUL-2006 02:50:49	Bright	35.500	119	14Eta Dra	2.7270	4700.0	71	22903	No
34	GOM_NL__2PRFIN20060718_025503_000000362049_00304_22903_0060.N1	18-JUL-2006 02:55:03	Bright	35.500	60	7Bet UMi	2.0810	3950.0	71	22903	No
35	GOM_NL__2PRFIN20060718_025831_000000362049_00304_22903_0061.N1	18-JUL-2006 02:58:31	Bright	35.500	49	1Alp UMi	1.9900	6300.0	71	22903	No
36	GOM_NL__2PRFIN20060718_031953_000000452049_00304_22903_0062.N1	18-JUL-2006 03:19:53	Twilight	45.000	13	87Alp Tau	0.86700	3800.0	90	22903	No
37	GOM_NL__2PRFIN20060718_032612_000000412049_00304_22903_0063.N1	18-JUL-2006 03:26:12	Dark	41.000	7	19Bet Ori	0.10000	14000.	82	22903	No
38	GOM_NL__2PRFIN20060718_032926_000000472049_00304_22903_0064.N1	18-JUL-2006 03:29:26	Dark	47.000	165	34Gam Eri	2.9500	3200.0	94	22903	No
39	GOM_NL__2PRFIN20060718_033831_000000412049_00304_22903_0065.N1	18-JUL-2006 03:38:31	Dark	41.000	157	The1Eri	2.9060	9300.0	82	22903	No
40	GOM_NL__2PRFIN20060718_034437_000000522049_00305_22904_0048.N1	18-JUL-2006 03:44:37	Dark	52.000	9	Alp Eri	0.45300	24000.	104	22904	No
41	GOM_NL__2PRFIN20060718_034758_000000372049_00305_22904_0049.N1	18-JUL-2006 03:47:58	Dark	36.500	135	Bet Hyi	2.8200	5800.0	73	22904	No
42	GOM_NL__2PRFIN20060718_035205_000000442049_00305_22904_0050.N1	18-JUL-2006 03:52:05	Straylight	43.500	148	Alp Tuc	2.8780	4100.0	87	22904	No

43	GOM_NL__2PRFIN20060718_035552_000000392049_00305_22904_0051.N1	18-JUL-2006 03:55:52	Straylight	39.000	45	Alp Pav	1.9400	26000.	78	22904	No
44	GOM_NL__2PRFIN20060718_040351_000000432049_00305_22904_0052.N1	18-JUL-2006 04:03:51	Twilight	42.500	38	20Eps Sgr	1.8360	11000.	85	22904	No
45	GOM_NL__2PRFIN20060718_040545_000000392049_00305_22904_0053.N1	18-JUL-2006 04:05:45	Bright	39.000	57	34Sig Sgr	2.0660	26000.	78	22904	No
46	GOM_NL__2PRFIN20060718_040707_000000392049_00305_22904_0054.N1	18-JUL-2006 04:07:07	Bright	39.000	155	41Pi Sgr	2.9000	6600.0	78	22904	No
47	GOM_NL__2PRFIN20060718_041503_000000352049_00305_22904_0055.N1	18-JUL-2006 04:15:03	Bright	35.000	126	60Bet Oph	2.7700	4250.0	70	22904	No
48	GOM_NL__2PRFIN20060718_041721_000000372049_00305_22904_0056.N1	18-JUL-2006 04:17:21	Bright	37.000	59	55Alp Oph	2.0800	8900.0	74	22904	No
49	GOM_NL__2PRFIN20060718_042441_000000362049_00305_22904_0057.N1	18-JUL-2006 04:24:41	Bright	36.000	5	3Alp Lyr	0.033000	11000.	72	22904	No
50	GOM_NL__2PRFIN20060718_042806_000000372049_00305_22904_0058.N1	18-JUL-2006 04:28:06	Bright	36.500	69	33Gam Dra	2.2310	3800.0	73	22904	No
51	GOM_NL__2PRFIN20060718_043126_000000352049_00305_22904_0059.N1	18-JUL-2006 04:31:26	Bright	34.500	119	14Eta Dra	2.7270	4700.0	69	22904	No
52	GOM_NL__2PRFIN20060718_043540_000000362049_00305_22904_0060.N1	18-JUL-2006 04:35:40	Bright	36.000	60	7Bet UMi	2.0810	3950.0	72	22904	No
53	GOM_NL__2PRFIN20060718_043907_000000352049_00305_22904_0061.N1	18-JUL-2006 04:39:07	Bright	34.500	49	1Alp UMi	1.9900	6300.0	69	22904	No
54	GOM_NL__2PRFIN20060718_050030_000000512049_00305_22904_0062.N1	18-JUL-2006 05:00:30	Twilight	50.500	13	87Alp Tau	0.86700	3800.0	101	22904	No
55	GOM_NL__2PRFIN20060718_050649_000000372049_00305_22904_0063.N1	18-JUL-2006 05:06:49	Dark	37.000	7	19Bet Ori	0.10000	14000.	74	22904	No
56	GOM_NL__2PRFIN20060718_051003_000000482049_00305_22904_0064.N1	18-JUL-2006 05:10:03	Dark	48.000	165	34Gam Eri	2.9500	3200.0	96	22904	No
57	GOM_NL__2PRFIN20060718_051907_000000422049_00305_22904_0065.N1	18-JUL-2006 05:19:07	Dark	41.500	157	The1Eri	2.9060	9300.0	83	22904	No
58	GOM_NL__2PRFIN20060718_052514_000000412049_00306_22905_0048.N1	18-JUL-2006 05:25:14	Dark	41.000	9	Alp Eri	0.45300	24000.	82	22905	No
59	GOM_NL__2PRFIN20060718_052834_000000372049_00306_22905_0049.N1	18-JUL-2006 05:28:34	Dark	36.500	135	Bet Hyi	2.8200	5800.0	73	22905	No
60	GOM_NL__2PRFIN20060718_053241_000000432049_00306_22905_0050.N1	18-JUL-2006 05:32:41	Straylight	42.500	148	Alp Tuc	2.8780	4100.0	85	22905	No
61	GOM_NL__2PRFIN20060718_053629_000000422049_00306_22905_0051.N1	18-JUL-2006 05:36:29	Straylight	41.500	45	Alp Pav	1.9400	26000.	83	22905	No
62	GOM_NL__2PRFIN20060718_054427_000000422049_00306_22905_0052.N1	18-JUL-2006 05:44:27	Twilight	42.000	38	20Eps Sgr	1.8360	11000.	84	22905	No
63	GOM_NL__2PRFIN20060718_054621_000000372049_00306_22905_0053.N1	18-JUL-2006 05:46:21	Bright	37.000	57	34Sig Sgr	2.0660	26000.	74	22905	No
64	GOM_NL__2PRFIN20060718_054743_000000392049_00306_22905_0054.N1	18-JUL-2006 05:47:43	Bright	38.500	155	41Pi Sgr	2.9000	6600.0	77	22905	No
65	GOM_NL__2PRFIN20060718_055539_000000362049_00306_22905_0055.N1	18-JUL-2006 05:55:39	Bright	35.500	126	60Bet Oph	2.7700	4250.0	71	22905	No
66	GOM_NL__2PRFIN20060718_055757_000000352049_00306_22905_0056.N1	18-JUL-2006 05:57:57	Bright	35.000	59	55Alp Oph	2.0800	8900.0	70	22905	No
67	GOM_NL__2PRFIN20060718_060517_000000412049_00306_22905_0057.N1	18-JUL-2006 06:05:17	Bright	40.500	5	3Alp Lyr	0.033000	11000.	81	22905	No
68	GOM_NL__2PRFIN20060718_060842_000000382049_00306_22905_0058.N1	18-JUL-2006 06:08:42	Bright	37.500	69	33Gam Dra	2.2310	3800.0	75	22905	No
69	GOM_NL__2PRFIN20060718_061202_000000362049_00306_22905_0059.N1	18-JUL-2006 06:12:02	Bright	36.000	119	14Eta Dra	2.7270	4700.0	72	22905	No
70	GOM_NL__2PRFIN20060718_061616_000000362049_00306_22905_0060.N1	18-JUL-2006 06:16:16	Bright	36.000	60	7Bet UMi	2.0810	3950.0	72	22905	No
71	GOM_NL__2PRFIN20060718_061943_000000352049_00306_22905_0061.N1	18-JUL-2006 06:19:43	Bright	35.000	49	1Alp UMi	1.9900	6300.0	70	22905	No
72	GOM_NL__2PRFIN20060718_064106_000000462049_00306_22905_0062.N1	18-JUL-2006 06:41:06	Twilight	46.000	13	87Alp Tau	0.86700	3800.0	92	22905	No
73	GOM_NL__2PRFIN20060718_064725_000000452049_00306_22905_0063.N1	18-JUL-2006 06:47:25	Dark	45.000	7	19Bet Ori	0.10000	14000.	90	22905	No
74	GOM_NL__2PRFIN20060718_065039_000000482049_00306_22905_0064.N1	18-JUL-2006 06:50:39	Dark	48.000	165	34Gam Eri	2.9500	3200.0	96	22905	No
75	GOM_NL__2PRFIN20060718_065944_000000462049_00306_22905_0065.N1	18-JUL-2006 06:59:44	Dark	45.500	157	The1Eri	2.9060	9300.0	91	22905	No
76	GOM_NL__2PRFIN20060718_070550_000000422049_00307_22906_0048.N1	18-JUL-2006 07:05:50	Dark	41.500	9	Alp Eri	0.45300	24000.	83	22906	No
77	GOM_NL__2PRFIN20060718_070911_000000372049_00307_22906_0049.N1	18-JUL-2006 07:09:11	Dark	37.000	135	Bet Hyi	2.8200	5800.0	74	22906	No
78	GOM_NL__2PRFIN20060718_071318_000000422049_00307_22906_0050.N1	18-JUL-2006 07:13:18	Straylight	41.500	148	Alp Tuc	2.8780	4100.0	83	22906	No
79	GOM_NL__2PRFIN20060718_071705_000000382049_00307_22906_0051.N1	18-JUL-2006 07:17:05	Straylight	37.500	45	Alp Pav	1.9400	26000.	75	22906	No
80	GOM_NL__2PRFIN20060718_072503_000000412049_00307_22906_0052.N1	18-JUL-2006 07:25:03	Twilight	40.500	38	20Eps Sgr	1.8360	11000.	81	22906	No
81	GOM_NL__2PRFIN20060718_072657_000000402049_00307_22906_0053.N1	18-JUL-2006 07:26:57	Bright	39.500	57	34Sig Sgr	2.0660	26000.	79	22906	No
82	GOM_NL__2PRFIN20060718_072819_000000382049_00307_22906_0054.N1	18-JUL-2006 07:28:19	Bright	38.000	155	41Pi Sgr	2.9000	6600.0	76	22906	No
83	GOM_NL__2PRFIN20060718_073616_000000352049_00307_22906_0055.N1	18-JUL-2006 07:36:16	Bright	35.000	126	60Bet Oph	2.7700	4250.0	70	22906	No
84	GOM_NL__2PRFIN20060718_073833_000000362049_00307_22906_0056.N1	18-JUL-2006 07:38:33	Bright	36.000	59	55Alp Oph	2.0800	8900.0	72	22906	No
85	GOM_NL__2PRFIN20060718_074552_000000382049_00307_22906_0057.N1	18-JUL-2006 07:45:52	Bright	38.000	5	3Alp Lyr	0.033000	11000.	76	22906	No
86	GOM_NL__2PRFIN20060718_074918_000000372049_00307_22906_0058.N1	18-JUL-2006 07:49:18	Bright	37.000	69	33Gam Dra	2.2310	3800.0	74	22906	No
87	GOM_NL__2PRFIN20060718_075238_000000372049_00307_22906_0059.N1	18-JUL-2006 07:52:38	Bright	36.500	119	14Eta Dra	2.7270	4700.0	73	22906	No
88	GOM_NL__2PRFIN20060718_075652_000000362049_00307_22906_0060.N1	18-JUL-2006 07:56:52	Bright	35.500	60	7Bet UMi	2.0810	3950.0	71	22906	No
89	GOM_NL__2PRFIN20060718_080019_000000362049_00307_22906_0061.N1	18-JUL-2006 08:00:19	Bright	35.500	49	1Alp UMi	1.9900	6300.0	71	22906	No
90	GOM_NL__2PRFIN20060718_082142_000000472049_00307_22906_0062.N1	18-JUL-2006 08:21:42	Twilight	47.000	13	87Alp Tau	0.86700	3800.0	94	22906	No
91	GOM_NL__2PRFIN20060718_082801_000000402049_00307_22906_0063.N1	18-JUL-2006 08:28:01	Dark	40.000	7	19Bet Ori	0.10000	14000.	80	22906	No
92	GOM_NL__2PRFIN20060718_083116_000000452049_00307_22906_0064.N1	18-JUL-2006 08:31:16	Dark	44.500	165	34Gam Eri	2.9500	3200.0	89	22906	No
93	GOM_NL__2PRFIN20060718_084020_000000422049_00307_22906_0065.N1	18-JUL-2006 08:40:20	Dark	42.000	157	The1Eri	2.9060	9300.0	84	22906	No
94	GOM_NL__2PRFIN20060718_084627_000000422049_00308_22907_0048.N1	18-JUL-2006 08:46:27	Dark	42.000	9	Alp Eri	0.45300	24000.	84	22907	No
95	GOM_NL__2PRFIN20060718_084947_000000372049_00308_22907_0049.N1	18-JUL-2006 08:49:47	Dark	37.000	135	Bet Hyi	2.8200	5800.0	74	22907	No
96	GOM_NL__2PRFIN20060718_085354_000000392049_00308_22907_0050.N1	18-JUL-2006 08:53:54	Straylight	38.500	148	Alp Tuc	2.8780	4100.0	77	22907	No
97	GOM_NL__2PRFIN20060718_085741_000000422049_00308_22907_0051.N1	18-JUL-2006 08:57:41	Straylight	42.000	45	Alp Pav	1.9400	26000.	84	22907	No
98	GOM_NL__2PRFIN20060718_090539_000000392049_00308_22907_0052.N1	18-JUL-2006 09:05:39	Twilight	39.000	38	20Eps Sgr	1.8360	11000.	78	22907	No
99	GOM_NL__2PRFIN20060718_090733_000000392049_00308_22907_0053.N1	18-JUL-2006 09:07:33	Bright	38.500	57	34Sig Sgr	2.0660	26000.	77	22907	No
100	GOM_NL__2PRFIN20060718_090855_000000392049_00308_22907_0054.N1	18-JUL-2006 09:08:55	Bright	38.500	155	41Pi Sgr	2.9000	6600.0	77	22907	No
101	GOM_NL__2PRFIN20060718_091652_000000352049_00308_22907_0055.N1	18-JUL-2006 09:16:52	Bright	35.000	126	60Bet Oph	2.7700	4250.0	70	22907	No

102	GOM_NL__2PRFIN20060718_091909_000000342049_00308_22907_0056.N1	18-JUL-2006 09:19:09	Bright	34.000	59	55Alp Oph	2.0800	8900.0	68	22907	No
103	GOM_NL__2PRFIN20060718_092628_000000402049_00308_22907_0057.N1	18-JUL-2006 09:26:28	Bright	40.000	5	3Alp Lyr	0.033000	11000.	80	22907	No
104	GOM_NL__2PRFIN20060718_092954_000000402049_00308_22907_0058.N1	18-JUL-2006 09:29:54	Bright	40.000	69	33Gam Dra	2.2310	3800.0	80	22907	No
105	GOM_NL__2PRFIN20060718_093314_000000372049_00308_22907_0059.N1	18-JUL-2006 09:33:14	Bright	36.500	119	14Eta Dra	2.7270	4700.0	73	22907	No
106	GOM_NL__2PRFIN20060718_093728_000000342049_00308_22907_0060.N1	18-JUL-2006 09:37:28	Bright	34.000	60	7Bet UMi	2.0810	3950.0	68	22907	No
107	GOM_NL__2PRFIN20060718_094054_000000352049_00308_22907_0061.N1	18-JUL-2006 09:40:54	Bright	35.000	49	1Alp UMi	1.9900	6300.0	70	22907	No
108	GOM_NL__2PRFIN20060718_100218_000000392049_00308_22907_0062.N1	18-JUL-2006 10:02:18	Twilight	39.000	13	87Alp Tau	0.86700	3800.0	78	22907	No
109	GOM_NL__2PRFIN20060718_100837_000000442049_00308_22907_0063.N1	18-JUL-2006 10:08:37	Dark	43.500	7	19Bet Ori	0.10000	14000.	87	22907	No
110	GOM_NL__2PRFIN20060718_101152_000000472049_00308_22907_0064.N1	18-JUL-2006 10:11:52	Dark	47.000	165	34Gam Eri	2.9500	3200.0	94	22907	No
111	GOM_NL__2PRFIN20060718_102057_000000442049_00308_22907_0065.N1	18-JUL-2006 10:20:57	Dark	43.500	157	The1Eri	2.9060	9300.0	87	22907	No
112	GOM_NL__2PRFIN20060718_102703_000000512049_00309_22908_0048.N1	18-JUL-2006 10:27:03	Dark	50.500	9	Alp Eri	0.45300	24000.	101	22908	No
113	GOM_NL__2PRFIN20060718_103023_000000372049_00309_22908_0049.N1	18-JUL-2006 10:30:23	Dark	37.000	135	Bet Hyi	2.8200	5800.0	74	22908	No
114	GOM_NL__2PRFIN20060718_103431_000000472049_00309_22908_0050.N1	18-JUL-2006 10:34:31	Straylight	47.000	148	Alp Tuc	2.8780	4100.0	94	22908	No
115	GOM_NL__2PRFIN20060718_103818_000000412049_00309_22908_0051.N1	18-JUL-2006 10:38:18	Straylight	40.500	45	Alp Pav	1.9400	26000.	81	22908	No
116	GOM_NL__2PRFIN20060718_104615_000000422049_00309_22908_0052.N1	18-JUL-2006 10:46:15	Twilight	41.500	38	20Eps Sgr	1.8360	11000.	83	22908	No
117	GOM_NL__2PRFIN20060718_104809_000000392049_00309_22908_0053.N1	18-JUL-2006 10:48:09	Bright	38.500	57	34Sig Sgr	2.0660	26000.	77	22908	No
118	GOM_NL__2PRFIN20060718_104931_000000382049_00309_22908_0054.N1	18-JUL-2006 10:49:31	Bright	38.000	155	41Pi Sgr	2.9000	6600.0	76	22908	No
119	GOM_NL__2PRFIN20060718_105728_000000372049_00309_22908_0055.N1	18-JUL-2006 10:57:28	Bright	36.500	126	60Bet Oph	2.7700	4250.0	73	22908	No
120	GOM_NL__2PRFIN20060718_105945_000000352049_00309_22908_0056.N1	18-JUL-2006 10:59:45	Bright	35.000	59	55Alp Oph	2.0800	8900.0	70	22908	No
121	GOM_NL__2PRFIN20060718_110704_000000372049_00309_22908_0057.N1	18-JUL-2006 11:07:04	Bright	36.500	5	3Alp Lyr	0.033000	11000.	73	22908	No
122	GOM_NL__2PRFIN20060718_111030_000000372049_00309_22908_0058.N1	18-JUL-2006 11:10:30	Bright	37.000	69	33Gam Dra	2.2310	3800.0	74	22908	No
123	GOM_NL__2PRFIN20060718_111350_000000362049_00309_22908_0059.N1	18-JUL-2006 11:13:50	Bright	35.500	119	14Eta Dra	2.7270	4700.0	71	22908	No
124	GOM_NL__2PRFIN20060718_111804_000000362049_00309_22908_0060.N1	18-JUL-2006 11:18:04	Bright	36.000	60	7Bet UMi	2.0810	3950.0	72	22908	No
125	GOM_NL__2PRFIN20060718_112130_000000362049_00309_22908_0061.N1	18-JUL-2006 11:21:30	Bright	36.000	49	1Alp UMi	1.9900	6300.0	72	22908	No
126	GOM_NL__2PRFIN20060718_113748_000000392049_00309_22908_0062.N1	18-JUL-2006 11:37:48	Bright	38.500	114	3lot Aur	2.6930	4600.0	77	22908	No
127	GOM_NL__2PRFIN20060718_114254_000000552049_00309_22908_0063.N1	18-JUL-2006 11:42:54	Twilight	55.000	13	87Alp Tau	0.86700	3800.0	110	22908	No
128	GOM_NL__2PRFIN20060718_114913_000000422049_00309_22908_0064.N1	18-JUL-2006 11:49:13	Dark	42.000	7	19Bet Ori	0.10000	14000.	84	22908	No
129	GOM_NL__2PRFIN20060718_115229_000000462049_00309_22908_0065.N1	18-JUL-2006 11:52:29	Dark	45.500	165	34Gam Eri	2.9500	3200.0	91	22908	No
130	GOM_NL__2PRFIN20060718_120133_000000442049_00309_22908_0066.N1	18-JUL-2006 12:01:33	Dark	43.500	157	The1Eri	2.9060	9300.0	87	22908	No
131	GOM_NL__2PRFIN20060718_120740_000000422049_00310_22909_0068.N1	18-JUL-2006 12:07:40	Dark	42.000	9	Alp Eri	0.45300	24000.	84	22909	No
132	GOM_NL__2PRFIN20060718_121059_000000372049_00310_22909_0069.N1	18-JUL-2006 12:10:59	Dark	36.500	135	Bet Hyi	2.8200	5800.0	73	22909	No
133	GOM_NL__2PRFIN20060718_121507_000000422049_00310_22909_0070.N1	18-JUL-2006 12:15:07	Straylight	42.000	148	Alp Tuc	2.8780	4100.0	84	22909	No
134	GOM_NL__2PRFIN20060718_121854_000000432049_00310_22909_0071.N1	18-JUL-2006 12:18:54	Straylight	43.000	45	Alp Pav	1.9400	26000.	86	22909	No
135	GOM_NL__2PRFIN20060718_122652_000000412049_00310_22909_0072.N1	18-JUL-2006 12:26:52	Twilight	40.500	38	20Eps Sgr	1.8360	11000.	81	22909	No
136	GOM_NL__2PRFIN20060718_122845_000000382049_00310_22909_0073.N1	18-JUL-2006 12:28:45	Bright	37.500	57	34Sig Sgr	2.0660	26000.	75	22909	No
137	GOM_NL__2PRFIN20060718_123007_000000392049_00310_22909_0074.N1	18-JUL-2006 12:30:07	Bright	39.000	155	41Pi Sgr	2.9000	6600.0	78	22909	No
138	GOM_NL__2PRFIN20060718_123804_000000362049_00310_22909_0075.N1	18-JUL-2006 12:38:04	Bright	36.000	126	60Bet Oph	2.7700	4250.0	72	22909	No
139	GOM_NL__2PRFIN20060718_124021_000000372049_00310_22909_0076.N1	18-JUL-2006 12:40:21	Bright	36.500	59	55Alp Oph	2.0800	8900.0	73	22909	No
140	GOM_NL__2PRFIN20060718_124740_000000402049_00310_22909_0077.N1	18-JUL-2006 12:47:40	Bright	39.500	5	3Alp Lyr	0.033000	11000.	79	22909	No
141	GOM_NL__2PRFIN20060718_125105_000000392049_00310_22909_0078.N1	18-JUL-2006 12:51:05	Bright	39.000	69	33Gam Dra	2.2310	3800.0	78	22909	No
142	GOM_NL__2PRFIN20060718_125426_000000372049_00310_22909_0079.N1	18-JUL-2006 12:54:26	Bright	36.500	119	14Eta Dra	2.7270	4700.0	73	22909	No
143	GOM_NL__2PRFIN20060718_125840_000000362049_00310_22909_0080.N1	18-JUL-2006 12:58:40	Bright	36.000	60	7Bet UMi	2.0810	3950.0	72	22909	No
144	GOM_NL__2PRFIN20060718_130206_000000352049_00310_22909_0081.N1	18-JUL-2006 13:02:06	Bright	35.000	49	1Alp UMi	1.9900	6300.0	70	22909	No
145	GOM_NL__2PRFIN20060718_131824_000000372049_00310_22909_0082.N1	18-JUL-2006 13:18:24	Bright	37.000	114	3lot Aur	2.6930	4600.0	74	22909	No
146	GOM_NL__2PRFIN20060718_132331_000000462049_00310_22909_0083.N1	18-JUL-2006 13:23:31	Twilight	46.000	13	87Alp Tau	0.86700	3800.0	92	22909	No
147	GOM_NL__2PRFIN20060718_132949_000000442049_00310_22909_0084.N1	18-JUL-2006 13:29:49	Dark	44.000	7	19Bet Ori	0.10000	14000.	88	22909	No
148	GOM_NL__2PRFIN20060718_133305_000000482049_00310_22909_0085.N1	18-JUL-2006 13:33:05	Dark	48.000	165	34Gam Eri	2.9500	3200.0	96	22909	No
149	GOM_NL__2PRFIN20060718_134210_000000432049_00310_22909_0086.N1	18-JUL-2006 13:42:10	Dark	42.500	157	The1Eri	2.9060	9300.0	85	22909	No
150	GOM_NL__2PRFIN20060718_134816_000000422049_00311_22910_0068.N1	18-JUL-2006 13:48:16	Dark	41.500	9	Alp Eri	0.45300	24000.	83	22910	No
151	GOM_NL__2PRFIN20060718_135135_000000372049_00311_22910_0069.N1	18-JUL-2006 13:51:35	Dark	36.500	135	Bet Hyi	2.8200	5800.0	73	22910	No
152	GOM_NL__2PRFIN20060718_135544_000000402049_00311_22910_0070.N1	18-JUL-2006 13:55:44	Straylight	40.000	148	Alp Tuc	2.8780	4100.0	80	22910	No
153	GOM_NL__2PRFIN20060718_135930_000000402049_00311_22910_0071.N1	18-JUL-2006 13:59:30	Straylight	39.500	45	Alp Pav	1.9400	26000.	79	22910	No
154	GOM_NL__2PRFIN20060718_140728_000000402049_00311_22910_0072.N1	18-JUL-2006 14:07:28	Twilight	39.500	38	20Eps Sgr	1.8360	11000.	79	22910	No
155	GOM_NL__2PRFIN20060718_140922_000000412049_00311_22910_0073.N1	18-JUL-2006 14:09:22	Bright	41.000	57	34Sig Sgr	2.0660	26000.	82	22910	No
156	GOM_NL__2PRFIN20060718_141043_000000392049_00311_22910_0074.N1	18-JUL-2006 14:10:43	Bright	38.500	155	41Pi Sgr	2.9000	6600.0	77	22910	No
157	GOM_NL__2PRFIN20060718_141840_000000362049_00311_22910_0075.N1	18-JUL-2006 14:18:40	Bright	35.500	126	60Bet Oph	2.7700	4250.0	71	22910	No
158	GOM_NL__2PRFIN20060718_142058_000000342049_00311_22910_0076.N1	18-JUL-2006 14:20:58	Bright	34.000	59	55Alp Oph	2.0800	8900.0	68	22910	No
159	GOM_NL__2PRFIN20060718_142815_000000372049_00311_22910_0077.N1	18-JUL-2006 14:28:15	Bright	37.000	5	3Alp Lyr	0.033000	11000.	74	22910	No
160	GOM_NL__2PRFIN20060718_143141_000000332049_00311_22910_0078.N1	18-JUL-2006 14:31:41	Bright	33.000	69	33Gam Dra	2.2310	3800.0	66	22910	No

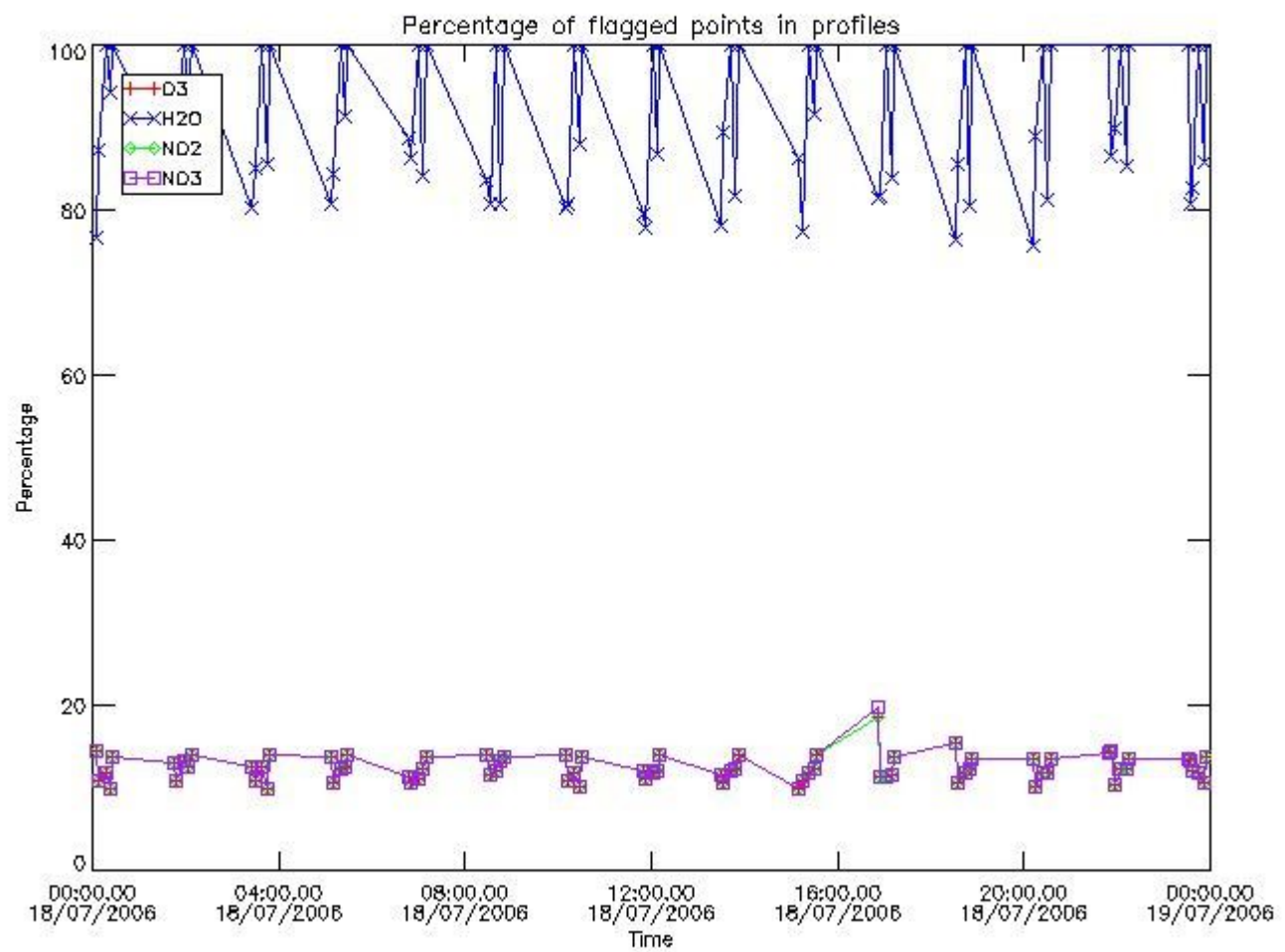
161	GOM_NL__2PRFIN20060718_143503_000000362049_00311_22910_0079.N1	18-JUL-2006 14:35:03	Bright	36.000	119	14Eta Dra	2.7270	4700.0	72	22910	No
162	GOM_NL__2PRFIN20060718_143916_000000332049_00311_22910_0080.N1	18-JUL-2006 14:39:16	Bright	33.000	60	7Bet UMi	2.0810	3950.0	66	22910	No
163	GOM_NL__2PRFIN20060718_144242_000000362049_00311_22910_0081.N1	18-JUL-2006 14:42:42	Bright	35.500	49	1Alp UMi	1.9900	6300.0	71	22910	No
164	GOM_NL__2PRFIN20060718_145900_000000382049_00311_22910_0082.N1	18-JUL-2006 14:59:00	Bright	38.000	114	3Iot Aur	2.6930	4600.0	76	22910	No
165	GOM_NL__2PRFIN20060718_150407_000000542049_00311_22910_0083.N1	18-JUL-2006 15:04:07	Twilight	54.000	13	87Alp Tau	0.86700	3800.0	108	22910	No
166	GOM_NL__2PRFIN20060718_151026_000000522049_00311_22910_0084.N1	18-JUL-2006 15:10:26	Dark	51.500	7	19Bet Ori	0.10000	14000.	103	22910	No
167	GOM_NL__2PRFIN20060718_151342_000000472049_00311_22910_0085.N1	18-JUL-2006 15:13:42	Dark	47.000	165	34Gam Eri	2.9500	3200.0	94	22910	No
168	GOM_NL__2PRFIN20060718_152247_000000432049_00311_22910_0086.N1	18-JUL-2006 15:22:47	Dark	43.000	157	The1Eri	2.9060	9300.0	86	22910	No
169	GOM_NL__2PRFIN20060718_152853_000000422049_00312_22911_0068.N1	18-JUL-2006 15:28:53	Dark	41.500	9	Alp Eri	0.45300	24000.	83	22911	No
170	GOM_NL__2PRFIN20060718_153211_000000372049_00312_22911_0069.N1	18-JUL-2006 15:32:11	Dark	36.500	135	Bet Hyi	2.8200	5800.0	73	22911	No
171	GOM_NL__2PRFIN20060718_153620_000000422049_00312_22911_0070.N1	18-JUL-2006 15:36:20	Straylight	42.000	148	Alp Tuc	2.8780	4100.0	84	22911	No
172	GOM_NL__2PRFIN20060718_154006_000000392049_00312_22911_0071.N1	18-JUL-2006 15:40:06	Straylight	39.000	45	Alp Pav	1.9400	26000.	78	22911	No
173	GOM_NL__2PRFIN20060718_154804_000000402049_00312_22911_0072.N1	18-JUL-2006 15:48:04	Tw_and_stray	40.000	38	20Eps Sgr	1.8360	11000.	80	22911	No
174	GOM_NL__2PRFIN20060718_154958_000000382049_00312_22911_0073.N1	18-JUL-2006 15:49:58	Bright	38.000	57	34Sig Sgr	2.0660	26000.	76	22911	No
175	GOM_NL__2PRFIN20060718_155119_000000392049_00312_22911_0074.N1	18-JUL-2006 15:51:19	Bright	38.500	155	41Pi Sgr	2.9000	6600.0	77	22911	No
176	GOM_NL__2PRFIN20060718_155916_000000352049_00312_22911_0075.N1	18-JUL-2006 15:59:16	Bright	35.000	126	60Bet Oph	2.7700	4250.0	70	22911	No
177	GOM_NL__2PRFIN20060718_160134_000000362049_00312_22911_0076.N1	18-JUL-2006 16:01:34	Bright	35.500	59	55Alp Oph	2.0800	8900.0	71	22911	No
178	GOM_NL__2PRFIN20060718_160851_000000392049_00312_22911_0077.N1	18-JUL-2006 16:08:51	Bright	38.500	5	3Alp Lyr	0.033000	11000.	77	22911	No
179	GOM_NL__2PRFIN20060718_161217_000000372049_00312_22911_0078.N1	18-JUL-2006 16:12:17	Bright	37.000	69	33Gam Dra	2.2310	3800.0	74	22911	No
180	GOM_NL__2PRFIN20060718_161539_000000362049_00312_22911_0079.N1	18-JUL-2006 16:15:39	Bright	35.500	119	14Eta Dra	2.7270	4700.0	71	22911	No
181	GOM_NL__2PRFIN20060718_161953_000000352049_00312_22911_0080.N1	18-JUL-2006 16:19:53	Bright	34.500	60	7Bet UMi	2.0810	3950.0	69	22911	No
182	GOM_NL__2PRFIN20060718_162318_000000362049_00312_22911_0081.N1	18-JUL-2006 16:23:18	Bright	36.000	49	1Alp UMi	1.9900	6300.0	72	22911	No
183	GOM_NL__2PRFIN20060718_163936_000000442049_00312_22911_0082.N1	18-JUL-2006 16:39:36	Bright	43.500	114	3Iot Aur	2.6930	4600.0	87	22911	No
184	GOM_NL__2PRFIN20060718_164443_000000532049_00312_22911_0083.N1	18-JUL-2006 16:44:43	Twilight	53.000	13	87Alp Tau	0.86700	3800.0	106	22911	No
185	GOM_NL__2PRFIN20060718_165102_000000412049_00312_22911_0084.N1	18-JUL-2006 16:51:02	Dark	41.000	7	19Bet Ori	0.10000	14000.	82	22911	No
186	GOM_NL__2PRFIN20060718_165419_000000502049_00312_22911_0085.N1	18-JUL-2006 16:54:19	Dark	49.500	165	34Gam Eri	2.9500	3200.0	99	22911	No
187	GOM_NL__2PRFIN20060718_170324_000000452049_00312_22911_0086.N1	18-JUL-2006 17:03:24	Dark	45.000	157	The1Eri	2.9060	9300.0	90	22911	No
188	GOM_NL__2PRFIN20060718_170930_000000442049_00313_22912_0068.N1	18-JUL-2006 17:09:30	Dark	44.000	9	Alp Eri	0.45300	24000.	88	22912	No
189	GOM_NL__2PRFIN20060718_171248_000000372049_00313_22912_0069.N1	18-JUL-2006 17:12:48	Dark	37.000	135	Bet Hyi	2.8200	5800.0	74	22912	No
190	GOM_NL__2PRFIN20060718_171657_000000402049_00313_22912_0070.N1	18-JUL-2006 17:16:57	Straylight	40.000	148	Alp Tuc	2.8780	4100.0	80	22912	No
191	GOM_NL__2PRFIN20060718_172043_000000392049_00313_22912_0071.N1	18-JUL-2006 17:20:43	Straylight	39.000	45	Alp Pav	1.9400	26000.	78	22912	No
192	GOM_NL__2PRFIN20060718_172840_000000422049_00313_22912_0072.N1	18-JUL-2006 17:28:40	Tw_and_stray	41.500	38	20Eps Sgr	1.8360	11000.	83	22912	No
193	GOM_NL__2PRFIN20060718_173034_000000402049_00313_22912_0073.N1	18-JUL-2006 17:30:34	Bright	40.000	57	34Sig Sgr	2.0660	26000.	80	22912	No
194	GOM_NL__2PRFIN20060718_173155_000000392049_00313_22912_0074.N1	18-JUL-2006 17:31:55	Bright	39.000	155	41Pi Sgr	2.9000	6600.0	78	22912	No
195	GOM_NL__2PRFIN20060718_173952_000000362049_00313_22912_0075.N1	18-JUL-2006 17:39:52	Bright	35.500	126	60Bet Oph	2.7700	4250.0	71	22912	No
196	GOM_NL__2PRFIN20060718_174210_000000362049_00313_22912_0076.N1	18-JUL-2006 17:42:10	Bright	35.500	59	55Alp Oph	2.0800	8900.0	71	22912	No
197	GOM_NL__2PRFIN20060718_174927_000000392049_00313_22912_0077.N1	18-JUL-2006 17:49:27	Bright	39.000	5	3Alp Lyr	0.033000	11000.	78	22912	No
198	GOM_NL__2PRFIN20060718_175253_000000342049_00313_22912_0078.N1	18-JUL-2006 17:52:53	Bright	34.000	69	33Gam Dra	2.2310	3800.0	68	22912	No
199	GOM_NL__2PRFIN20060718_175615_000000362049_00313_22912_0079.N1	18-JUL-2006 17:56:15	Bright	36.000	119	14Eta Dra	2.7270	4700.0	72	22912	No
200	GOM_NL__2PRFIN20060718_180029_000000322049_00313_22912_0080.N1	18-JUL-2006 18:00:29	Bright	32.000	60	7Bet UMi	2.0810	3950.0	64	22912	No
201	GOM_NL__2PRFIN20060718_180354_000000372049_00313_22912_0081.N1	18-JUL-2006 18:03:54	Bright	36.500	49	1Alp UMi	1.9900	6300.0	73	22912	No
202	GOM_NL__2PRFIN20060718_182012_000000382049_00313_22912_0082.N1	18-JUL-2006 18:20:12	Bright	38.000	114	3Iot Aur	2.6930	4600.0	76	22912	No
203	GOM_NL__2PRFIN20060718_182519_000000552049_00313_22912_0083.N1	18-JUL-2006 18:25:19	Twilight	55.000	13	87Alp Tau	0.86700	3800.0	110	22912	No
204	GOM_NL__2PRFIN20060718_183138_000000372049_00313_22912_0084.N1	18-JUL-2006 18:31:38	Dark	36.500	7	19Bet Ori	0.10000	14000.	73	22912	No
205	GOM_NL__2PRFIN20060718_183455_000000492049_00313_22912_0085.N1	18-JUL-2006 18:34:55	Dark	48.500	165	34Gam Eri	2.9500	3200.0	97	22912	No
206	GOM_NL__2PRFIN20060718_184400_000000442049_00313_22912_0086.N1	18-JUL-2006 18:44:00	Dark	43.500	157	The1Eri	2.9060	9300.0	87	22912	No
207	GOM_NL__2PRFIN20060718_185006_000000422049_00314_22913_0068.N1	18-JUL-2006 18:50:06	Dark	41.500	9	Alp Eri	0.45300	24000.	83	22913	No
208	GOM_NL__2PRFIN20060718_185324_000000382049_00314_22913_0069.N1	18-JUL-2006 18:53:24	Dark	37.500	135	Bet Hyi	2.8200	5800.0	75	22913	No
209	GOM_NL__2PRFIN20060718_185733_000000412049_00314_22913_0070.N1	18-JUL-2006 18:57:33	Straylight	41.000	148	Alp Tuc	2.8780	4100.0	82	22913	No
210	GOM_NL__2PRFIN20060718_190119_000000402049_00314_22913_0071.N1	18-JUL-2006 19:01:19	Straylight	39.500	45	Alp Pav	1.9400	26000.	79	22913	No
211	GOM_NL__2PRFIN20060718_190916_000000392049_00314_22913_0072.N1	18-JUL-2006 19:09:16	Tw_and_stray	39.000	38	20Eps Sgr	1.8360	11000.	78	22913	No
212	GOM_NL__2PRFIN20060718_191110_000000382049_00314_22913_0073.N1	18-JUL-2006 19:11:10	Bright	38.000	57	34Sig Sgr	2.0660	26000.	76	22913	No
213	GOM_NL__2PRFIN20060718_191232_000000382049_00314_22913_0074.N1	18-JUL-2006 19:12:32	Bright	38.000	155	41Pi Sgr	2.9000	6600.0	76	22913	No
214	GOM_NL__2PRFIN20060718_192028_000000372049_00314_22913_0075.N1	18-JUL-2006 19:20:28	Bright	36.500	126	60Bet Oph	2.7700	4250.0	73	22913	No
215	GOM_NL__2PRFIN20060718_192246_000000362049_00314_22913_0076.N1	18-JUL-2006 19:22:46	Bright	36.000	59	55Alp Oph	2.0800	8900.0	72	22913	No
216	GOM_NL__2PRFIN20060718_193003_000000362049_00314_22913_0077.N1	18-JUL-2006 19:30:03	Bright	35.500	5	3Alp Lyr	0.033000	11000.	71	22913	No
217	GOM_NL__2PRFIN20060718_193329_000000362049_00314_22913_0078.N1	18-JUL-2006 19:33:29	Bright	36.000	69	33Gam Dra	2.2310	3800.0	72	22913	No
218	GOM_NL__2PRFIN20060718_193651_000000362049_00314_22913_0079.N1	18-JUL-2006 19:36:51	Bright	35.500	119	14Eta Dra	2.7270	4700.0	71	22913	No
219	GOM_NL__2PRFIN20060718_194105_000000352049_00314_22913_0080.N1	18-JUL-2006 19:41:05	Bright	34.500	60	7Bet UMi	2.0810	3950.0	69	22913	No

220	GOM_NL__2PRFIN20060718_194430_000000362049_00314_22913_0081.N1	18-JUL-2006 19:44:30	Bright	35.500	49	1Alp UMi	1.9900	6300.0	71	22913	No
221	GOM_NL__2PRFIN20060718_200048_000000402049_00314_22913_0082.N1	18-JUL-2006 20:00:48	Bright	39.500	114	3lot Aur	2.6930	4600.0	79	22913	No
222	GOM_NL__2PRFIN20060718_200556_000000342049_00314_22913_0083.N1	18-JUL-2006 20:05:56	Twilight	33.500	13	87Alp Tau	0.86700	3800.0	67	22913	No
223	GOM_NL__2PRFIN20060718_201214_000000382049_00314_22913_0084.N1	18-JUL-2006 20:12:14	Dark	37.500	7	19Bet Ori	0.10000	14000.	75	22913	No
224	GOM_NL__2PRFIN20060718_201532_000000512049_00314_22913_0085.N1	18-JUL-2006 20:15:32	Dark	50.500	165	34Gam Eri	2.9500	3200.0	101	22913	No
225	GOM_NL__2PRFIN20060718_202437_000000432049_00314_22913_0086.N1	18-JUL-2006 20:24:37	Dark	43.000	157	The1Eri	2.9060	9300.0	86	22913	No
226	GOM_NL__2PRFIN20060718_203043_000000432049_00315_22914_0068.N1	18-JUL-2006 20:30:43	Dark	43.000	9	Alp Eri	0.45300	24000.	86	22914	No
227	GOM_NL__2PRFIN20060718_203400_000000382049_00315_22914_0069.N1	18-JUL-2006 20:34:00	Dark	37.500	135	Bet Hyi	2.8200	5800.0	75	22914	No
228	GOM_NL__2PRFIN20060718_203810_000000432049_00315_22914_0070.N1	18-JUL-2006 20:38:10	Straylight	43.000	148	Alp Tuc	2.8780	4100.0	86	22914	No
229	GOM_NL__2PRFIN20060718_204155_000000392049_00315_22914_0071.N1	18-JUL-2006 20:41:55	Straylight	39.000	45	Alp Pav	1.9400	26000.	78	22914	No
230	GOM_NL__2PRFIN20060718_204952_000000392049_00315_22914_0072.N1	18-JUL-2006 20:49:52	Twi_and_stray	39.000	38	20Eps Sgr	1.8360	11000.	78	22914	No
231	GOM_NL__2PRFIN20060718_205146_000000392049_00315_22914_0073.N1	18-JUL-2006 20:51:46	Bright	38.500	57	34Sig Sgr	2.0660	26000.	77	22914	No
232	GOM_NL__2PRFIN20060718_205308_000000382049_00315_22914_0074.N1	18-JUL-2006 20:53:08	Bright	37.500	155	41Pi Sgr	2.9000	6600.0	75	22914	No
233	GOM_NL__2PRFIN20060718_210104_000000362049_00315_22914_0075.N1	18-JUL-2006 21:01:04	Bright	36.000	126	60Bet Oph	2.7700	4250.0	72	22914	No
234	GOM_NL__2PRFIN20060718_210322_000000362049_00315_22914_0076.N1	18-JUL-2006 21:03:22	Bright	35.500	59	55Alp Oph	2.0800	8900.0	71	22914	No
235	GOM_NL__2PRFIN20060718_211039_000000362049_00315_22914_0077.N1	18-JUL-2006 21:10:39	Bright	35.500	5	3Alp Lyr	0.033000	11000.	71	22914	No
236	GOM_NL__2PRFIN20060718_211405_000000482049_00315_22914_0078.N1	18-JUL-2006 21:14:05	Bright	47.500	69	33Gam Dra	2.2310	3800.0	95	22914	No
237	GOM_NL__2PRFIN20060718_211727_000000372049_00315_22914_0079.N1	18-JUL-2006 21:17:27	Bright	36.500	119	14Eta Dra	2.7270	4700.0	73	22914	No
238	GOM_NL__2PRFIN20060718_212141_000000362049_00315_22914_0080.N1	18-JUL-2006 21:21:41	Bright	36.000	60	7Bet UMi	2.0810	3950.0	72	22914	No
239	GOM_NL__2PRFIN20060718_212506_000000342049_00315_22914_0081.N1	18-JUL-2006 21:25:06	Bright	34.000	49	1Alp UMi	1.9900	6300.0	68	22914	No
240	GOM_NL__2PRFIN20060718_213734_000000372049_00315_22914_0082.N1	18-JUL-2006 21:37:34	Bright	37.000	6	13Alp Aur	0.080000	3400.0	74	22914	No
241	GOM_NL__2PRFIN20060718_214124_000000502049_00315_22914_0083.N1	18-JUL-2006 21:41:24	Bright	50.000	114	3lot Aur	2.6930	4600.0	100	22914	No
242	GOM_NL__2PRFIN20060718_214632_000000452049_00315_22914_0084.N1	18-JUL-2006 21:46:32	Twilight	44.500	13	87Alp Tau	0.86700	3800.0	89	22914	No
243	GOM_NL__2PRFIN20060718_215026_000000362049_00315_22914_0085.N1	18-JUL-2006 21:50:26	Dark	36.000	72	34Del Ori	2.2500	30000.	72	22914	No
244	GOM_NL__2PRFIN20060718_215251_000000492049_00315_22914_0086.N1	18-JUL-2006 21:52:51	Dark	48.500	7	19Bet Ori	0.10000	14000.	97	22914	No
245	GOM_NL__2PRFIN20060718_215608_000000502049_00315_22914_0087.N1	18-JUL-2006 21:56:08	Dark	49.500	165	34Gam Eri	2.9500	3200.0	99	22914	No
246	GOM_NL__2PRFIN20060718_220514_000000422049_00315_22914_0088.N1	18-JUL-2006 22:05:14	Dark	41.500	157	The1Eri	2.9060	9300.0	83	22914	No
247	GOM_NL__2PRFIN20060718_221119_000000422049_00316_22915_0068.N1	18-JUL-2006 22:11:19	Dark	41.500	9	Alp Eri	0.45300	24000.	83	22915	No
248	GOM_NL__2PRFIN20060718_221436_000000382049_00316_22915_0069.N1	18-JUL-2006 22:14:36	Dark	37.500	135	Bet Hyi	2.8200	5800.0	75	22915	No
249	GOM_NL__2PRFIN20060718_221846_000000402049_00316_22915_0070.N1	18-JUL-2006 22:18:46	Straylight	40.000	148	Alp Tuc	2.8780	4100.0	80	22915	No
250	GOM_NL__2PRFIN20060718_222232_000000402049_00316_22915_0071.N1	18-JUL-2006 22:22:32	Straylight	40.000	45	Alp Pav	1.9400	26000.	80	22915	No
251	GOM_NL__2PRFIN20060718_223028_000000422049_00316_22915_0072.N1	18-JUL-2006 22:30:28	Twi_and_stray	42.000	38	20Eps Sgr	1.8360	11000.	84	22915	No
252	GOM_NL__2PRFIN20060718_223222_000000392049_00316_22915_0073.N1	18-JUL-2006 22:32:22	Bright	39.000	57	34Sig Sgr	2.0660	26000.	78	22915	No
253	GOM_NL__2PRFIN20060718_223344_000000402049_00316_22915_0074.N1	18-JUL-2006 22:33:44	Bright	39.500	155	41Pi Sgr	2.9000	6600.0	79	22915	No
254	GOM_NL__2PRFIN20060718_224140_000000362049_00316_22915_0075.N1	18-JUL-2006 22:41:40	Bright	35.500	126	60Bet Oph	2.7700	4250.0	71	22915	No
255	GOM_NL__2PRFIN20060718_224358_000000342049_00316_22915_0076.N1	18-JUL-2006 22:43:58	Bright	34.000	59	55Alp Oph	2.0800	8900.0	68	22915	No
256	GOM_NL__2PRFIN20060718_225114_000000342049_00316_22915_0077.N1	18-JUL-2006 22:51:14	Bright	34.000	5	3Alp Lyr	0.033000	11000.	68	22915	No
257	GOM_NL__2PRFIN20060718_225441_000000382049_00316_22915_0078.N1	18-JUL-2006 22:54:41	Bright	37.500	69	33Gam Dra	2.2310	3800.0	75	22915	No
258	GOM_NL__2PRFIN20060718_225803_000000372049_00316_22915_0079.N1	18-JUL-2006 22:58:03	Bright	36.500	119	14Eta Dra	2.7270	4700.0	73	22915	No
259	GOM_NL__2PRFIN20060718_230217_000000352049_00316_22915_0080.N1	18-JUL-2006 23:02:17	Bright	34.500	60	7Bet UMi	2.0810	3950.0	69	22915	No
260	GOM_NL__2PRFIN20060718_230542_000000342049_00316_22915_0081.N1	18-JUL-2006 23:05:42	Bright	33.500	49	1Alp UMi	1.9900	6300.0	67	22915	No
261	GOM_NL__2PRFIN20060718_231810_000000532049_00316_22915_0082.N1	18-JUL-2006 23:18:10	Bright	53.000	6	13Alp Aur	0.080000	3400.0	106	22915	No
262	GOM_NL__2PRFIN20060718_232200_000000392049_00316_22915_0083.N1	18-JUL-2006 23:22:00	Bright	38.500	114	3lot Aur	2.6930	4600.0	77	22915	No
263	GOM_NL__2PRFIN20060718_232708_000000422049_00316_22915_0084.N1	18-JUL-2006 23:27:08	Twilight	41.500	13	87Alp Tau	0.86700	3800.0	83	22915	No
264	GOM_NL__2PRFIN20060718_233102_000000382049_00316_22915_0085.N1	18-JUL-2006 23:31:02	Dark	37.500	72	34Del Ori	2.2500	30000.	75	22915	No
265	GOM_NL__2PRFIN20060718_233327_000000422049_00316_22915_0086.N1	18-JUL-2006 23:33:27	Dark	42.000	7	19Bet Ori	0.10000	14000.	84	22915	No
266	GOM_NL__2PRFIN20060718_233644_000000472049_00316_22915_0087.N1	18-JUL-2006 23:36:44	Dark	46.500	165	34Gam Eri	2.9500	3200.0	93	22915	No
267	GOM_NL__2PRFIN20060718_234550_000000442049_00316_22915_0088.N1	18-JUL-2006 23:45:50	Dark	43.500	157	The1Eri	2.9060	9300.0	87	22915	No
268	GOM_NL__2PRFIN20060718_235156_000000532049_00317_22916_0068.N1	18-JUL-2006 23:51:56	Dark	53.000	9	Alp Eri	0.45300	24000.	106	22916	No
269	GOM_NL__2PRFIN20060718_235512_000000372049_00317_22916_0069.N1	18-JUL-2006 23:55:12	Dark	37.000	135	Bet Hyi	2.8200	5800.0	74	22916	No
270	GOM_NL__2PRFIN20060718_235922_000000412049_00317_22916_0070.N1	18-JUL-2006 23:59:22	Straylight	40.500	148	Alp Tuc	2.8780	4100.0	81	22916	No

3. Quality information per product

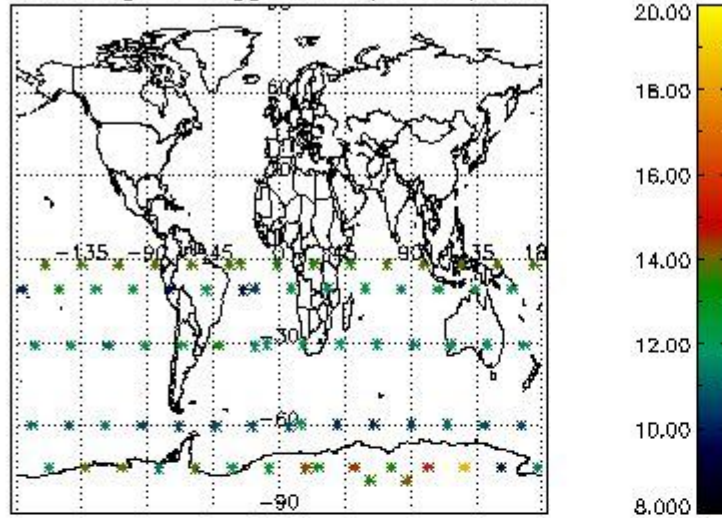
In this section it is plotted some information contained in the Quality Summary data set of the level 2 products. Only products in dark limb conditions and without errors (error flag in the MPH set to "0") are used.

3.1 Plot quality information per product (time dependant)

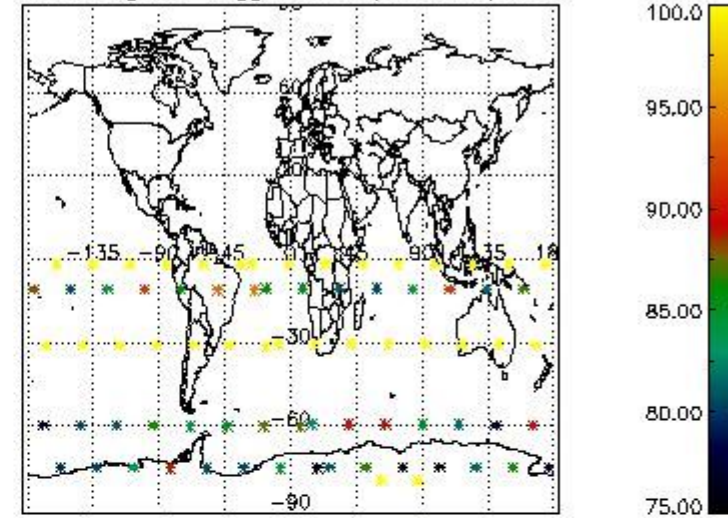


3.2 Plot quality information per product (world map)

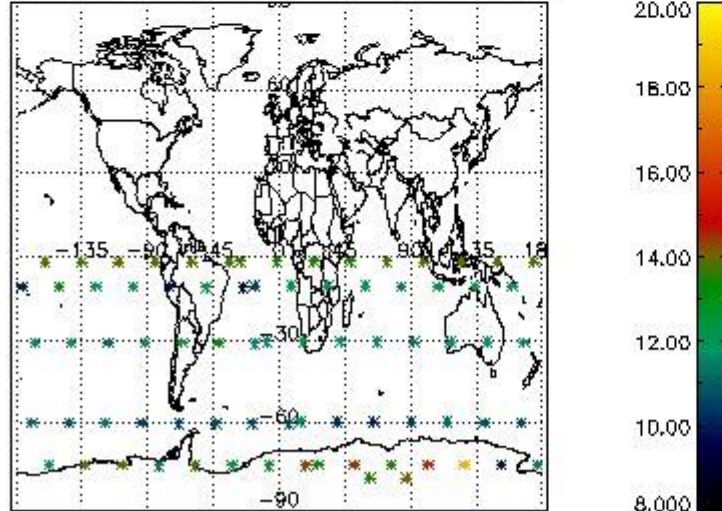
Percentage of flagged data per O3 profile



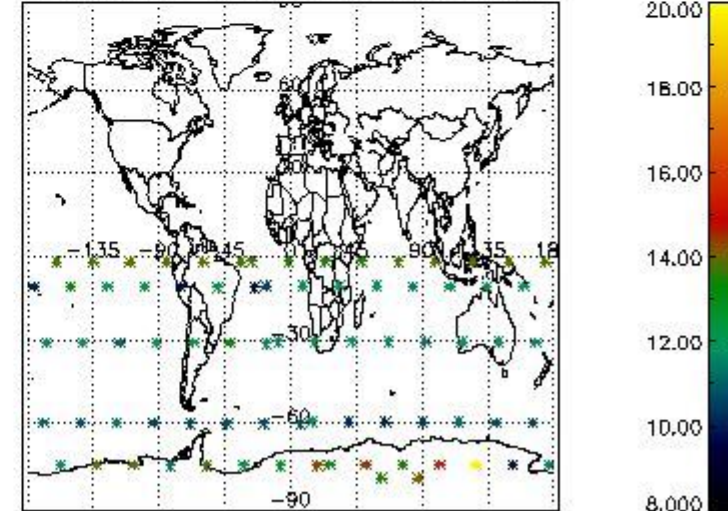
Percentage of flagged data per H2O profile



Percentage of flagged data per NO2 profile



Percentage of flagged data per NO3 profile

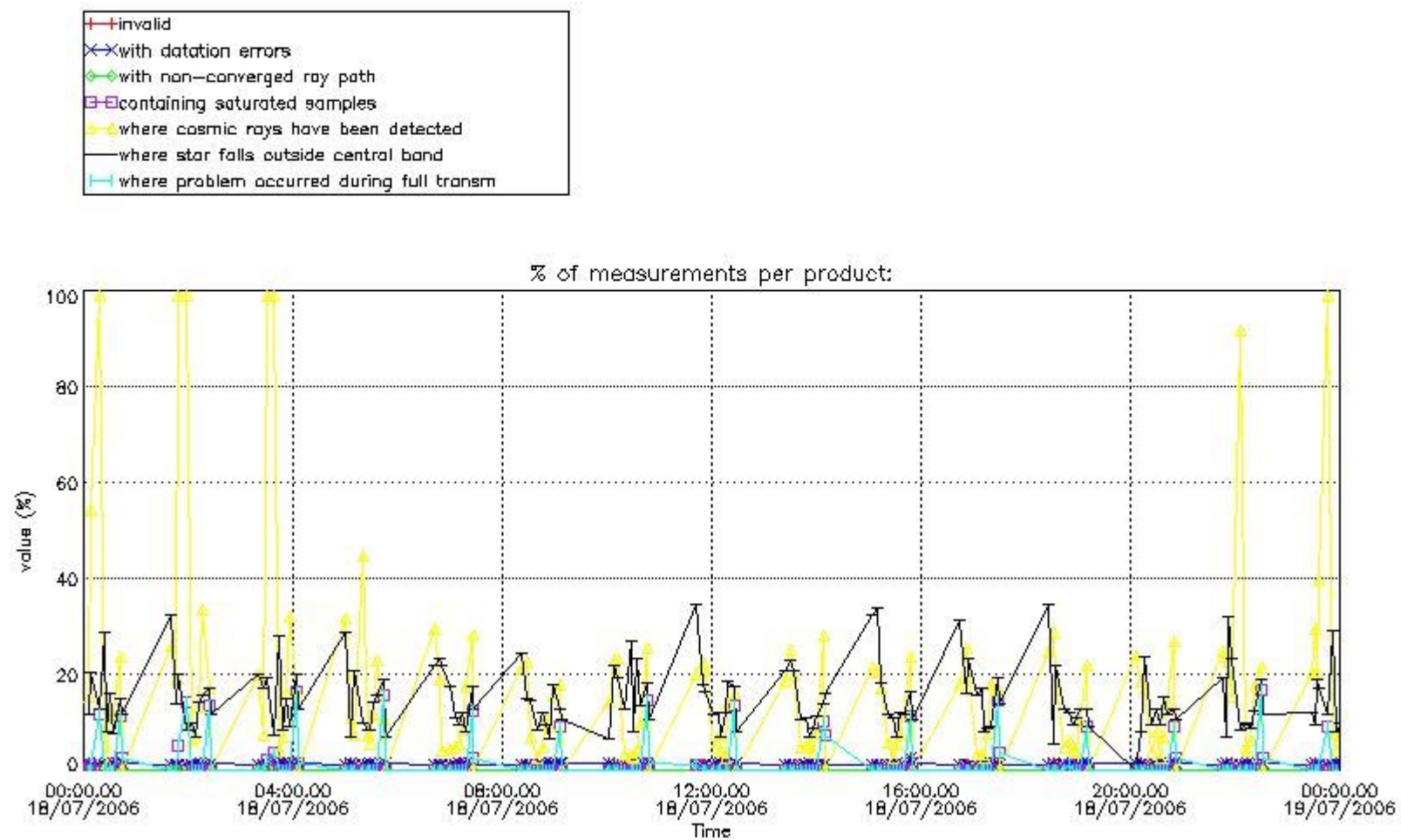


4. Level 1 quality information per product

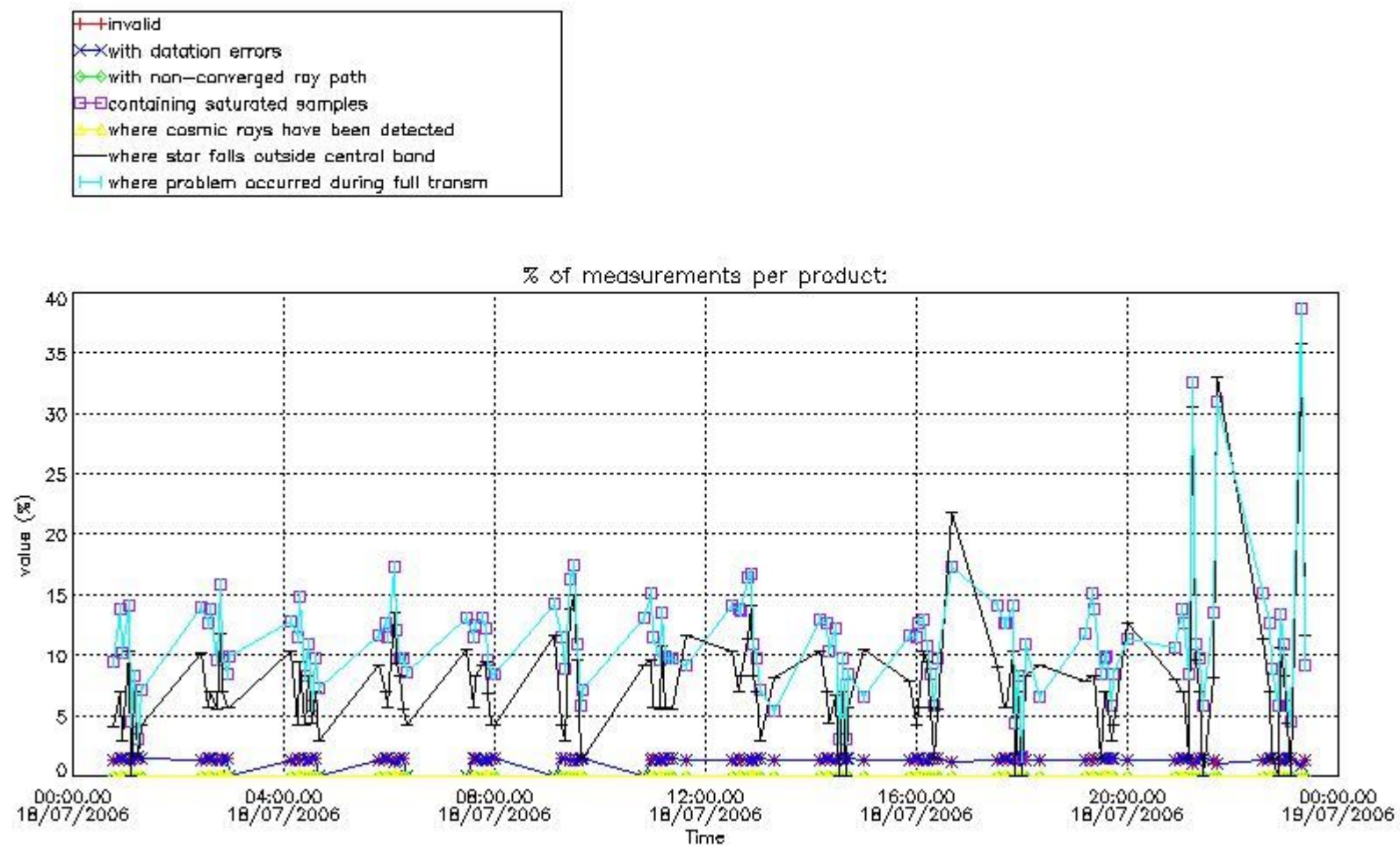
In this section it is plotted some information contained in the Quality Summary data set of the level 2 products that comes from the level 1b processing. Products without errors (error flag in the MPH set to "0") are used.

4.1 Plot quality information per product (time dependant) coming from level 1b processing

4.1.1 Plot level 1 quality information per product (time dependant): ENVISAT ASCENDING passes

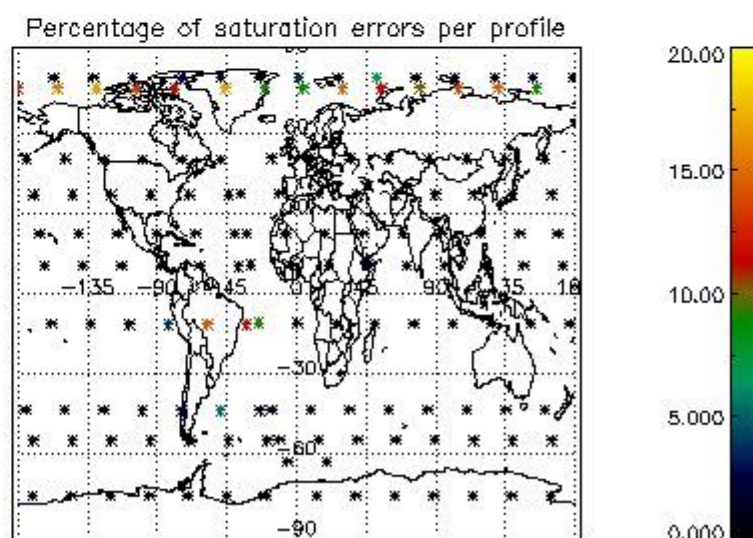
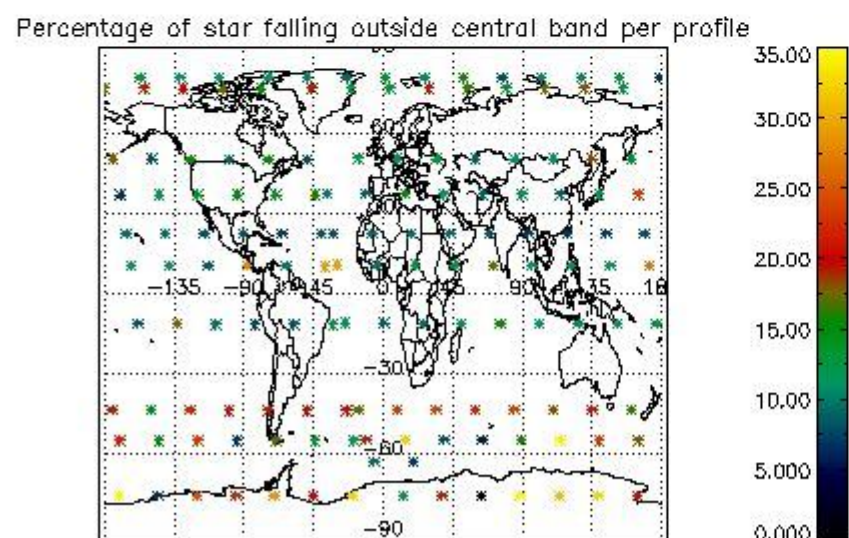
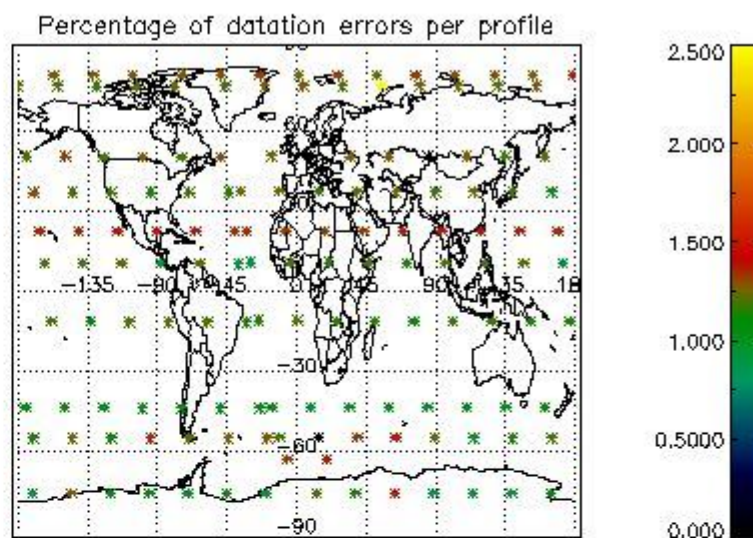
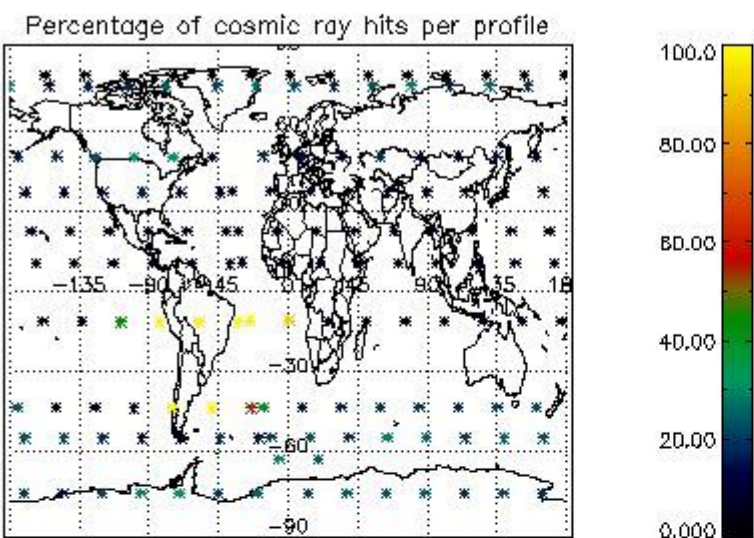


4.1.2 Plot level 1 quality information per product (time dependant): ENVI SAT DESCENDING passes

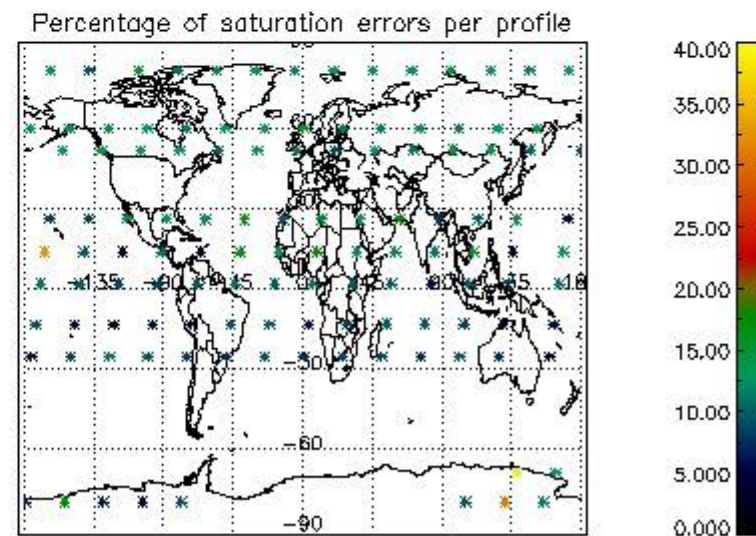
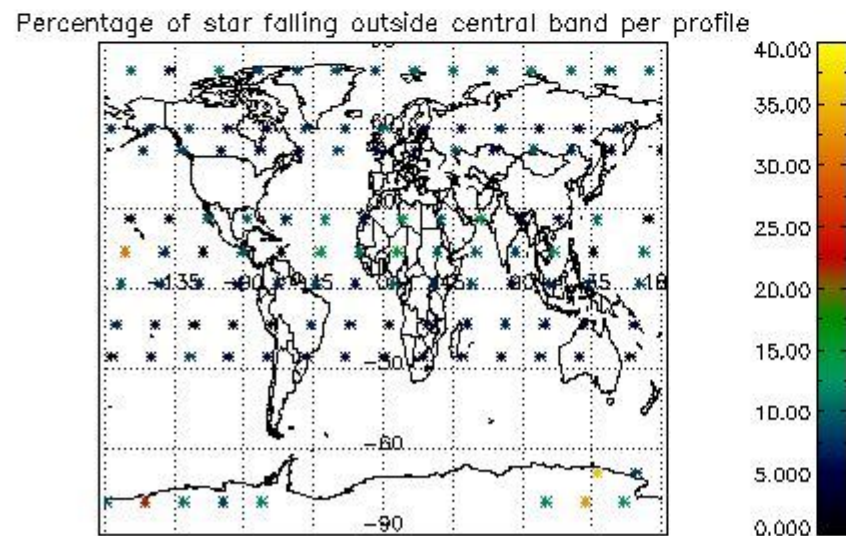
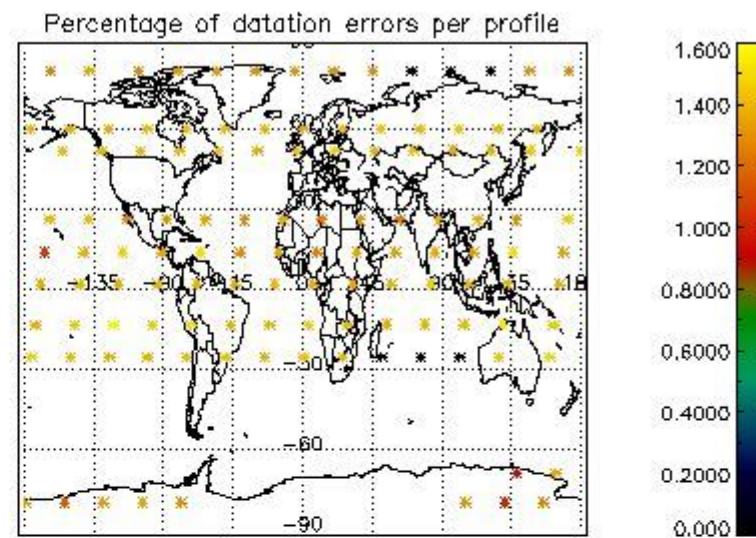
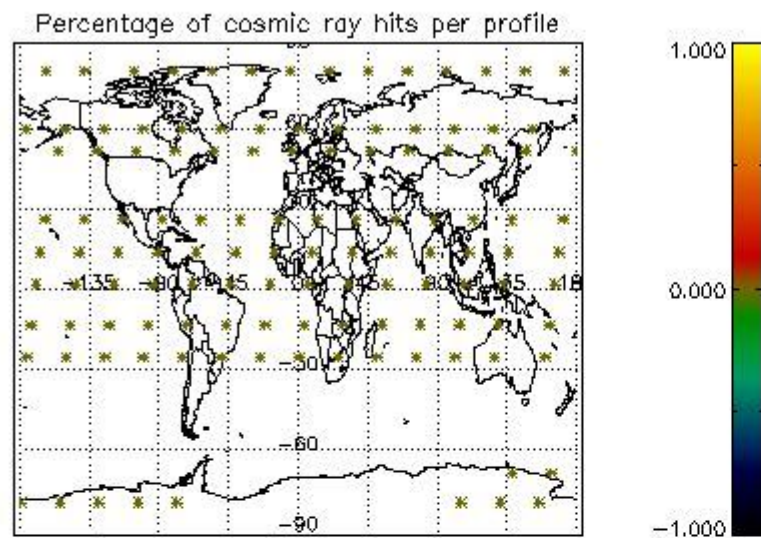


4.2 Plot quality information per product coming from level 1b processing (world map)

4.2.1 Plot level 1 quality information per product (world map): ENVISAT ASCENDING passes



4.2.2 Plot level 1 quality information per product (world map): ENVISAT DESCENDING passes



5. Trace gas profiles

5.1 Ozone statistics based on quality of products

The final quality of the products can be "measured" using the STD (Standard Deviation) attached to every point profile. This information is written to the parameter GOM_NL__2P/NL_LOCAL_SPECIES_DENSITY/o3_std of the level 2 products. The table below shows the statistics for given STD ranges.

The statistics are given with respect to the overall valid production:

- Products without fatal errors: GOM_NL__2P/MPH/PRODUCT_ERR=0
- Valid point profile: GOM_NL__2P/NL_LOCAL_SPECIES_DENSITY/pcd(0)=0

The 'Criteria' is applied to valid points of dark limb products:

- Products in dark limb illumination condition: GOM_NL__2P/NL_SUMMARY_QUALITY/obs_ill_cond=0
- Products without fatal errors: GOM_NL__2P/MPH/PRODUCT_ERR=0
- Valid point profile: GOM_NL__2P/NL_LOCAL_SPECIES_DENSITY/pcd(0)=0

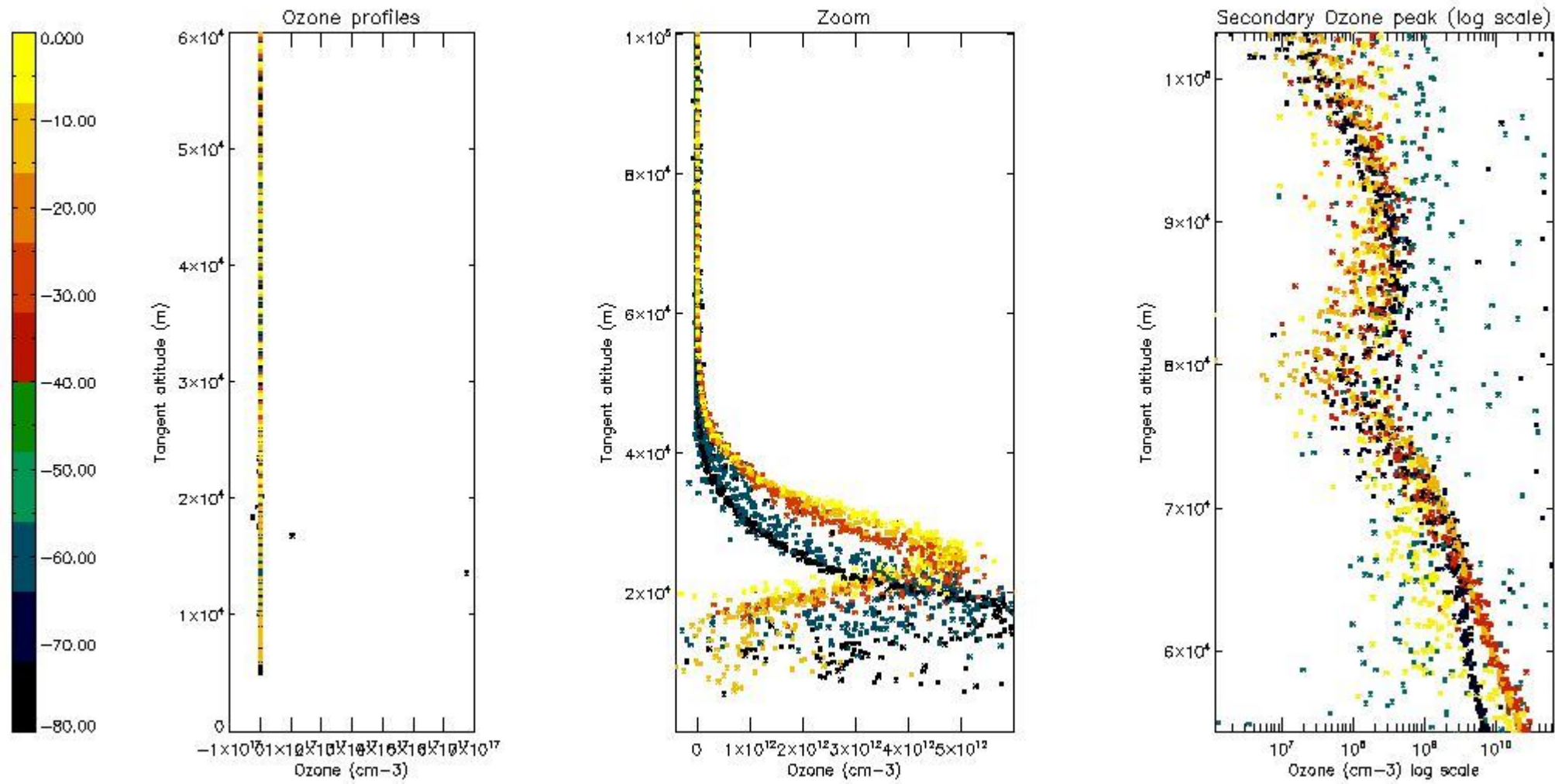
So, the table below shows the percentage of dark limb and valid observations for each criteria with respect to the overall valid daily observations.

Criteria	% of total production
All STD	31
STD < 20	15

STD < 10	12
STD < 5	7

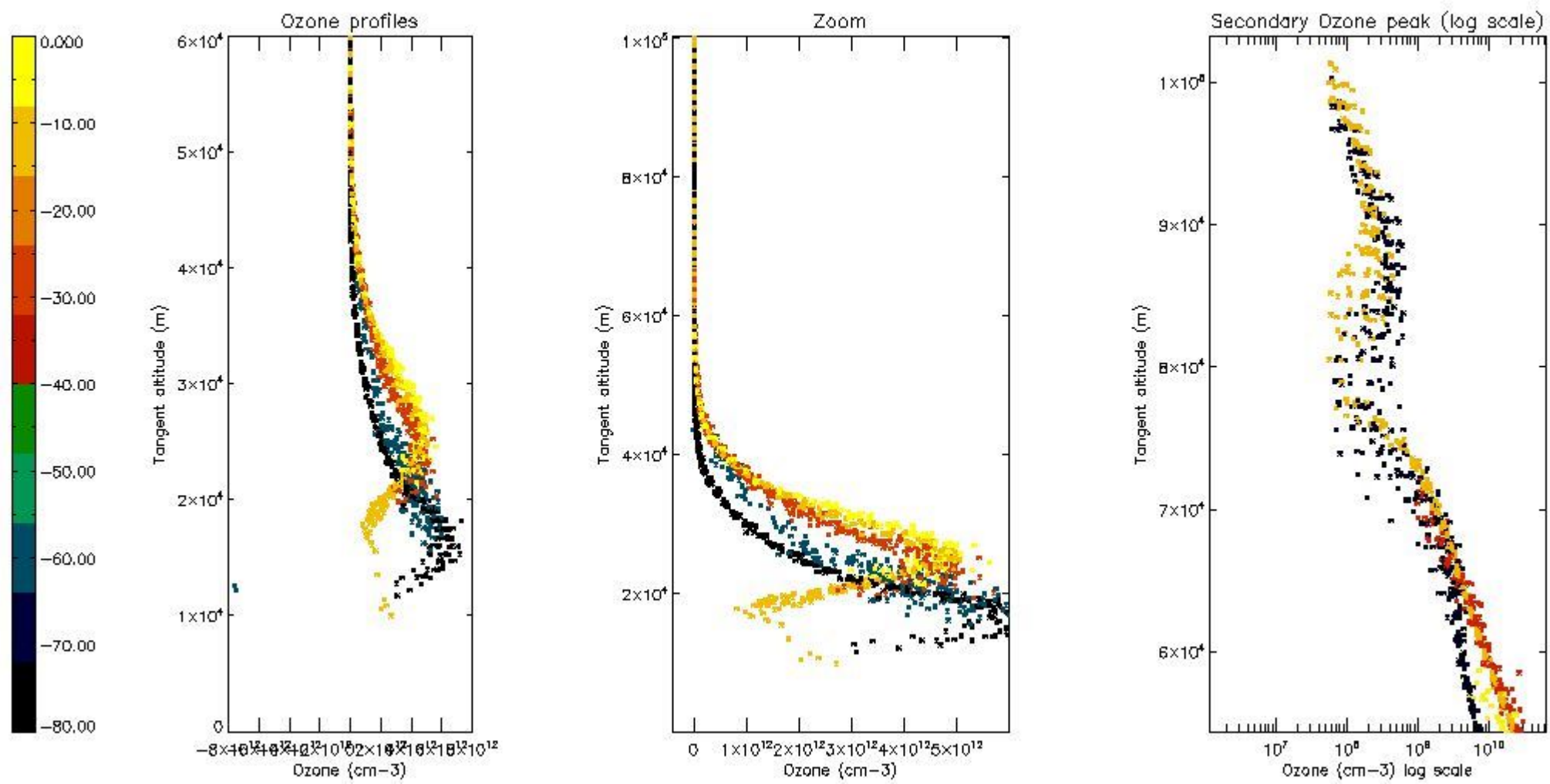
5.2 Plot ozone profiles for all STD (dark without errors)

The colorbar represents the latitude.



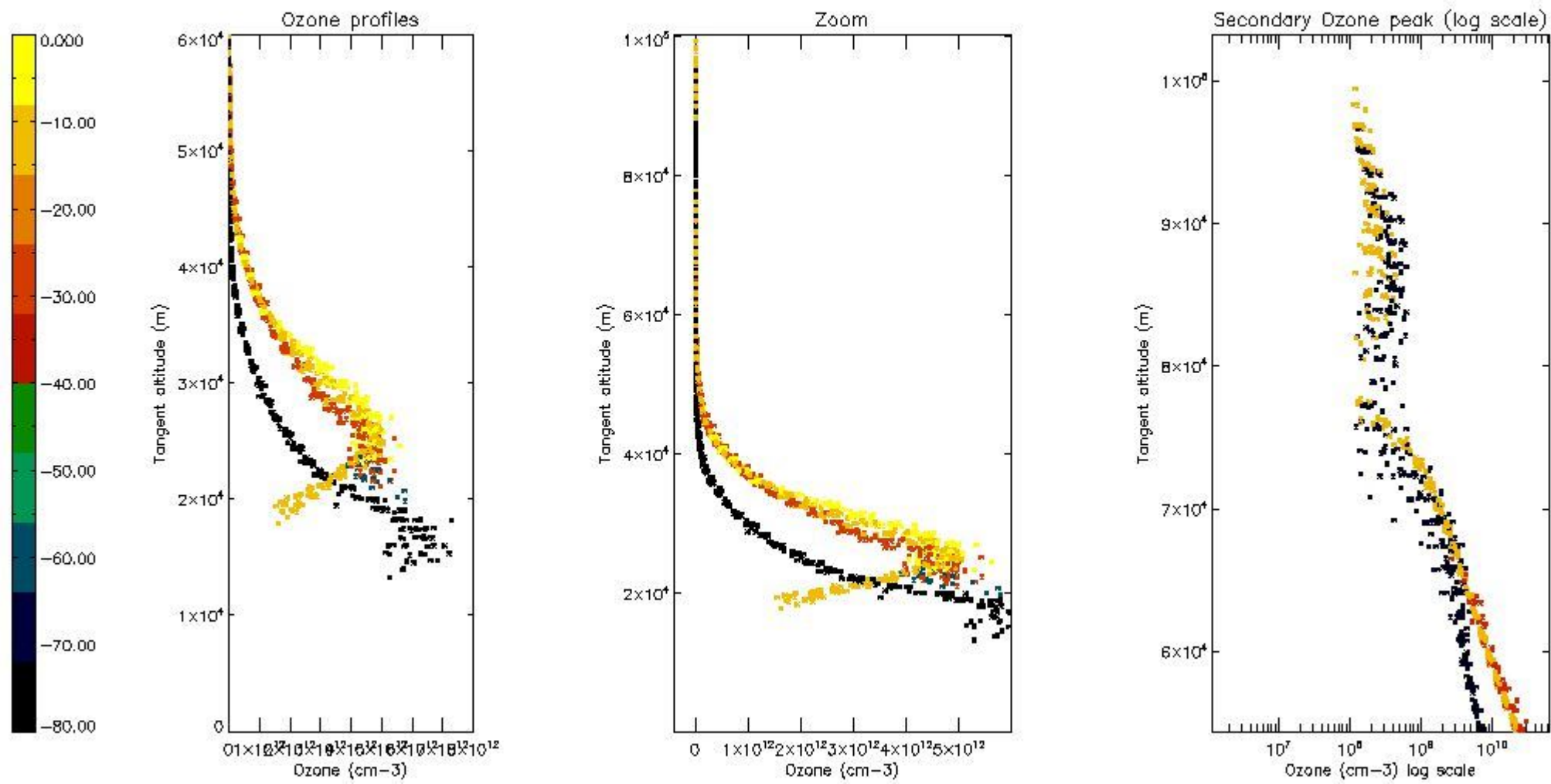
5.3 Plot ozone profiles where STD < 20% (dark without errors)

The colorbar represents the latitude.



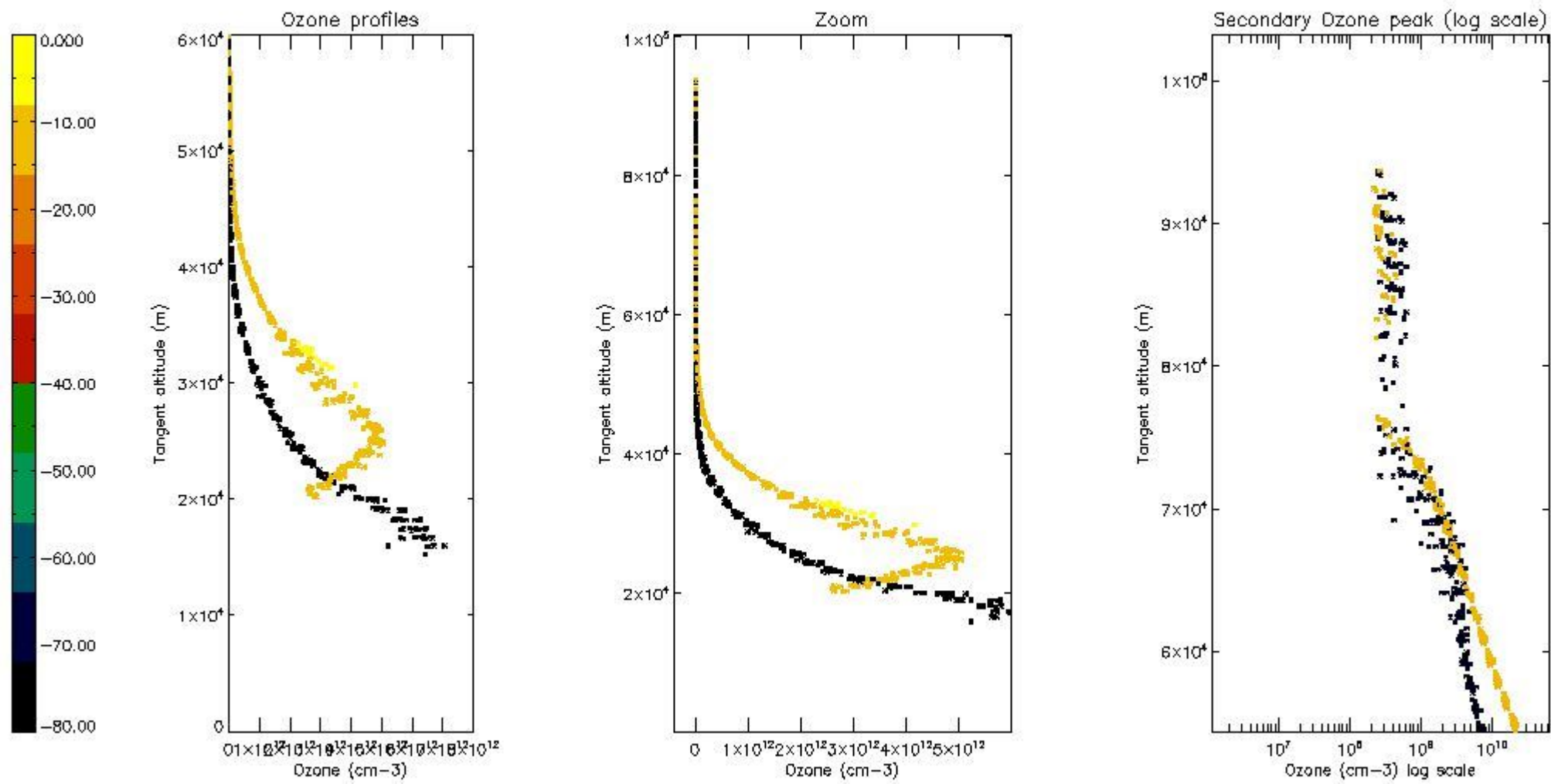
5.4 Plot ozone profiles where STD < 10% (dark without errors)

The colorbar represents the latitude.



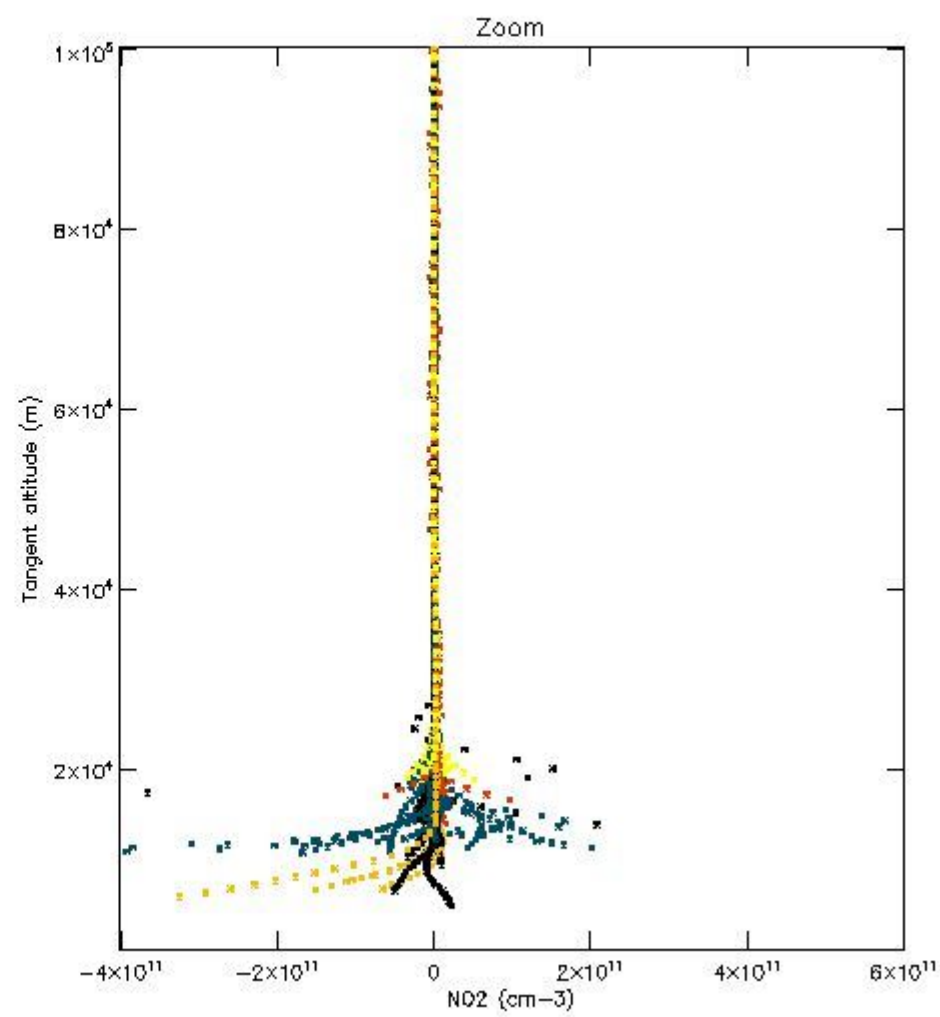
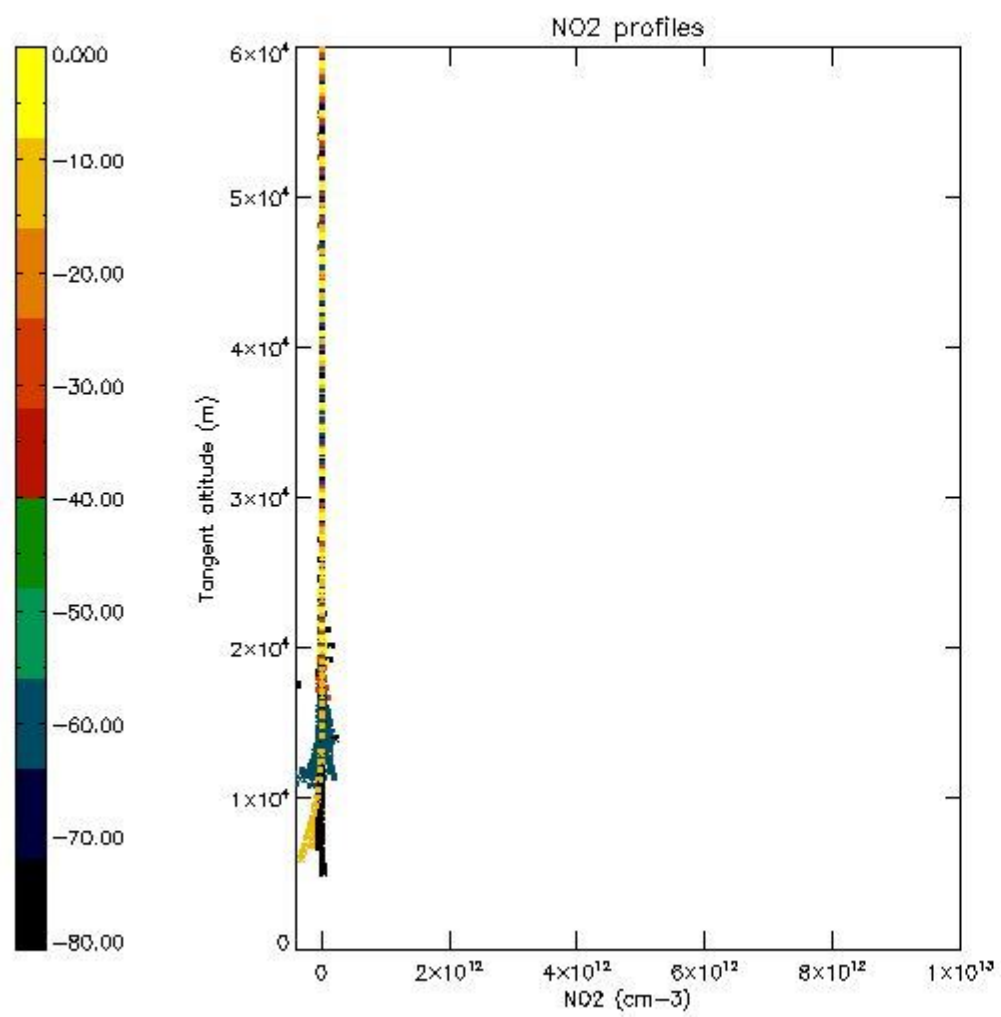
5.5 Plot ozone profiles where STD < 5% (dark without errors)

The colorbar represents the latitude.



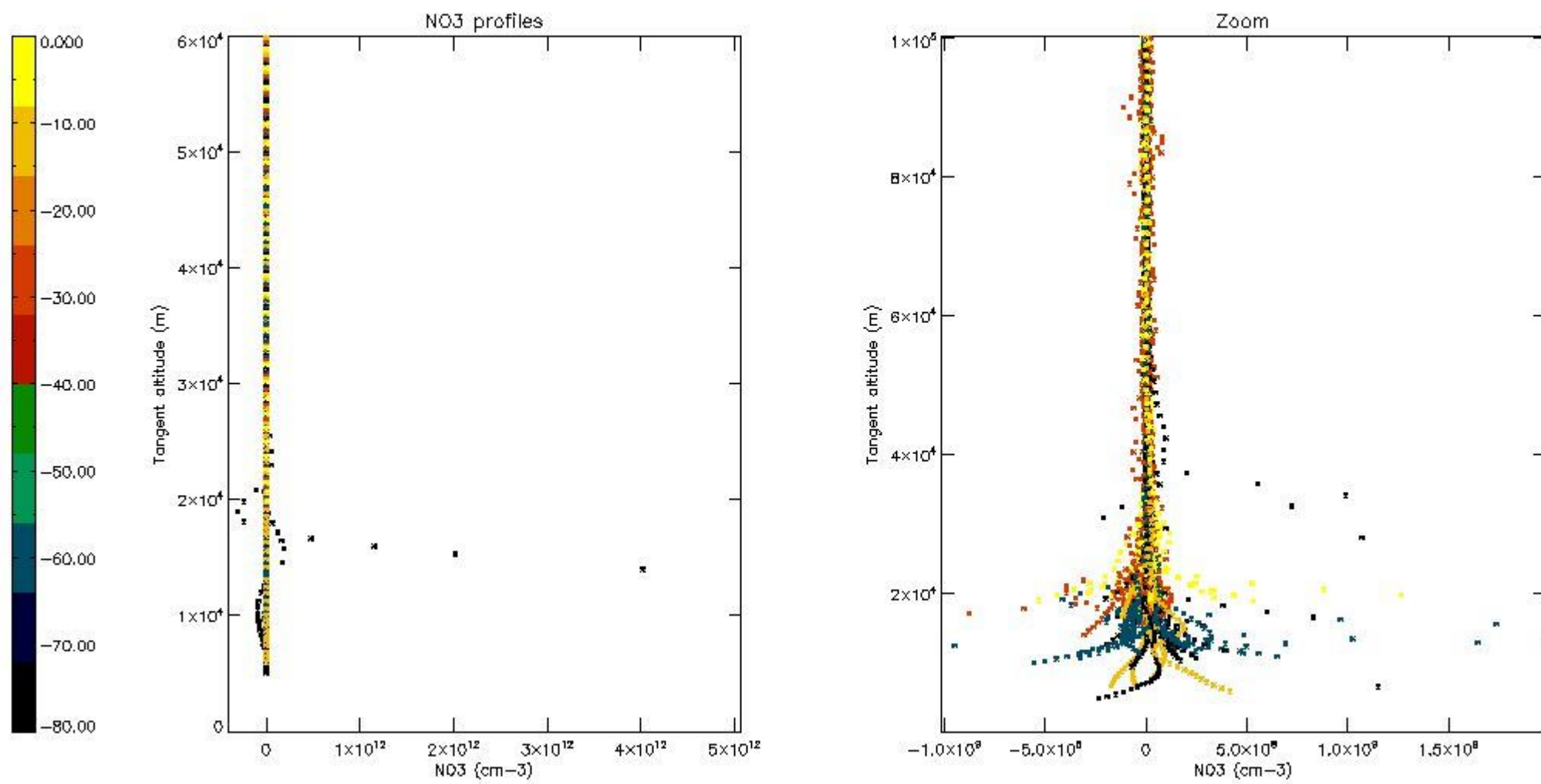
5.6 Plot NO₂ profiles for all STD (dark without errors)

The colorbar represents the latitude.



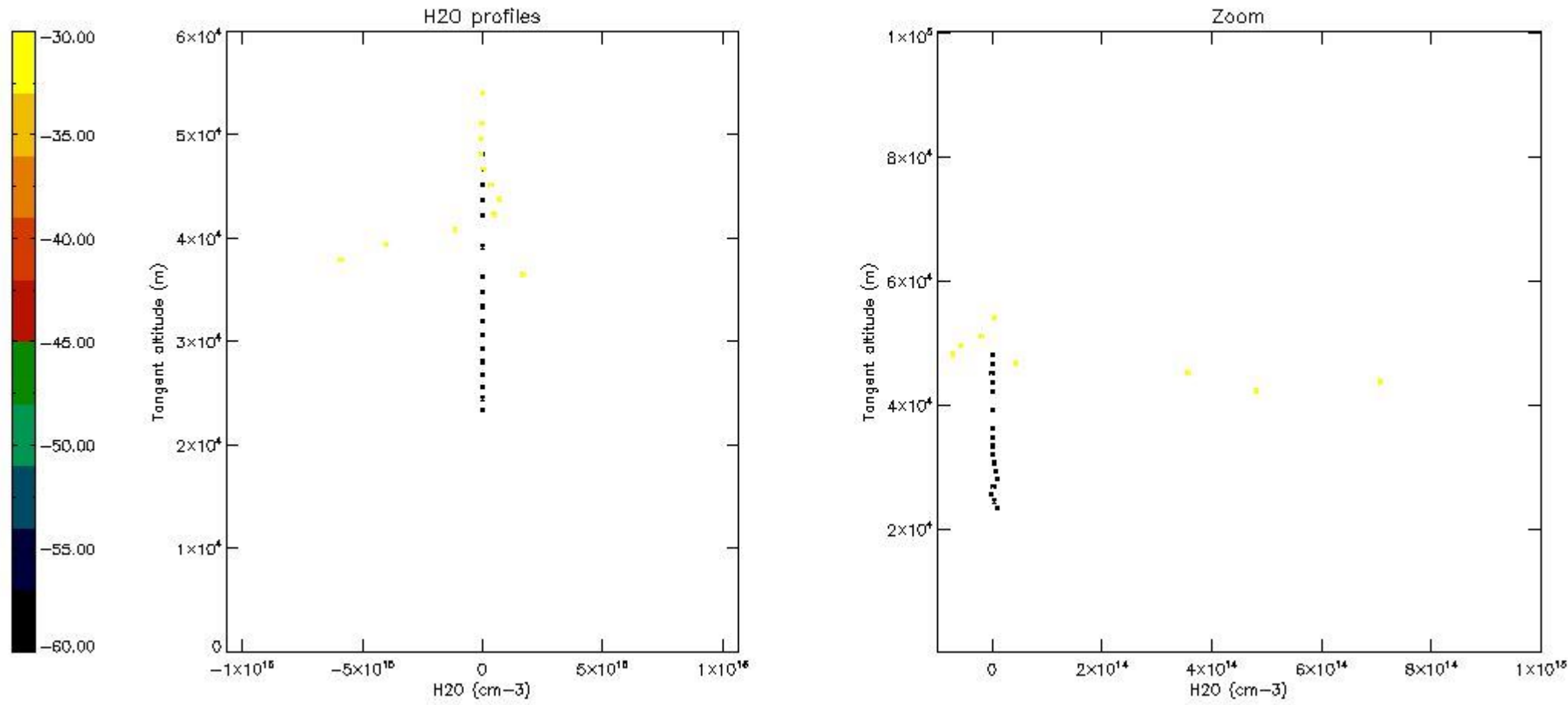
5.7 Plot NO3 profiles for all STD (dark without errors)

The colorbar represents the latitude.



5.8 Plot H2O profiles for all STD (only for occultations of stars 1,2,3,4,13,14,16,26,63 dark without errors)

The colorbar represents the latitude.



6. Auxiliary Data Files used for the production reported in section 2

The number reported in the third column indicates since which file (see list in section 2) the corresponding auxiliary file has been used. The fourth column is the date of those product files.

Type	Auxiliary Filename	Used since product	Used since product date
INST_PHYS_CHARACTERISTICS	GOM_INS_AXVIEC20091111_143220_20030716_120000_20500101_000000	1	18-JUL-2006 00:05:00
LEVEL-2_PROC_CONFIG	GOM_PR2_AXVIEC20091111_152718_20020301_000000_20500101_000000	1	18-JUL-2006 00:05:00
CROSS_SECTIONS_FILE	GOM_CRS_AXVIEC20091111_154832_20020301_000000_20500101_000000	1	18-JUL-2006 00:05:00

GOMOS Level 2 Daily Report

SUMMARY

[1. General Info](#)

[2. Summary of processed GOM_NL_2P products](#)

[3. Level 2 Quality information per product](#)

[3.1 Plot of level 2 quality information per product \(time dependant\)](#)

[3.2 Plot of level 2 quality information per product \(world map\)](#)

[4. Level 1 Quality information per product \(stored on level 2 products\)](#)

[4.1 Plot of level 1 quality information per product \(time dependant\)](#)

[4.1.1 Plot of level 1 quality information per product \(time dependant\): ASCENDING](#)

[4.1.2 Plot of level 1 quality information per product \(time dependant\): DESCENDING](#)

[4.2 Plot of level 1 quality information per product \(world map\)](#)

[4.2.1 Plot of level 1 quality information per product \(world map\): ASCENDING](#)

[4.2.2 Plot of level 1 quality information per product \(world map\): DESCENDING](#)

[5. Ozone profiles based on quality statistics and other trace gas profiles](#)

[5.1 Ozone statistics based on quality of products](#)

[5.2 Plot ozone profiles for all STD \(dark without errors\)](#)

[5.3 Plot ozone profiles where STD < 20% \(dark without errors\)](#)

[5.4. Plot ozone profiles where STD < 10% \(dark without errors\)](#)

[5.5. Plot ozone profiles where STD < 5% \(dark without errors\)](#)

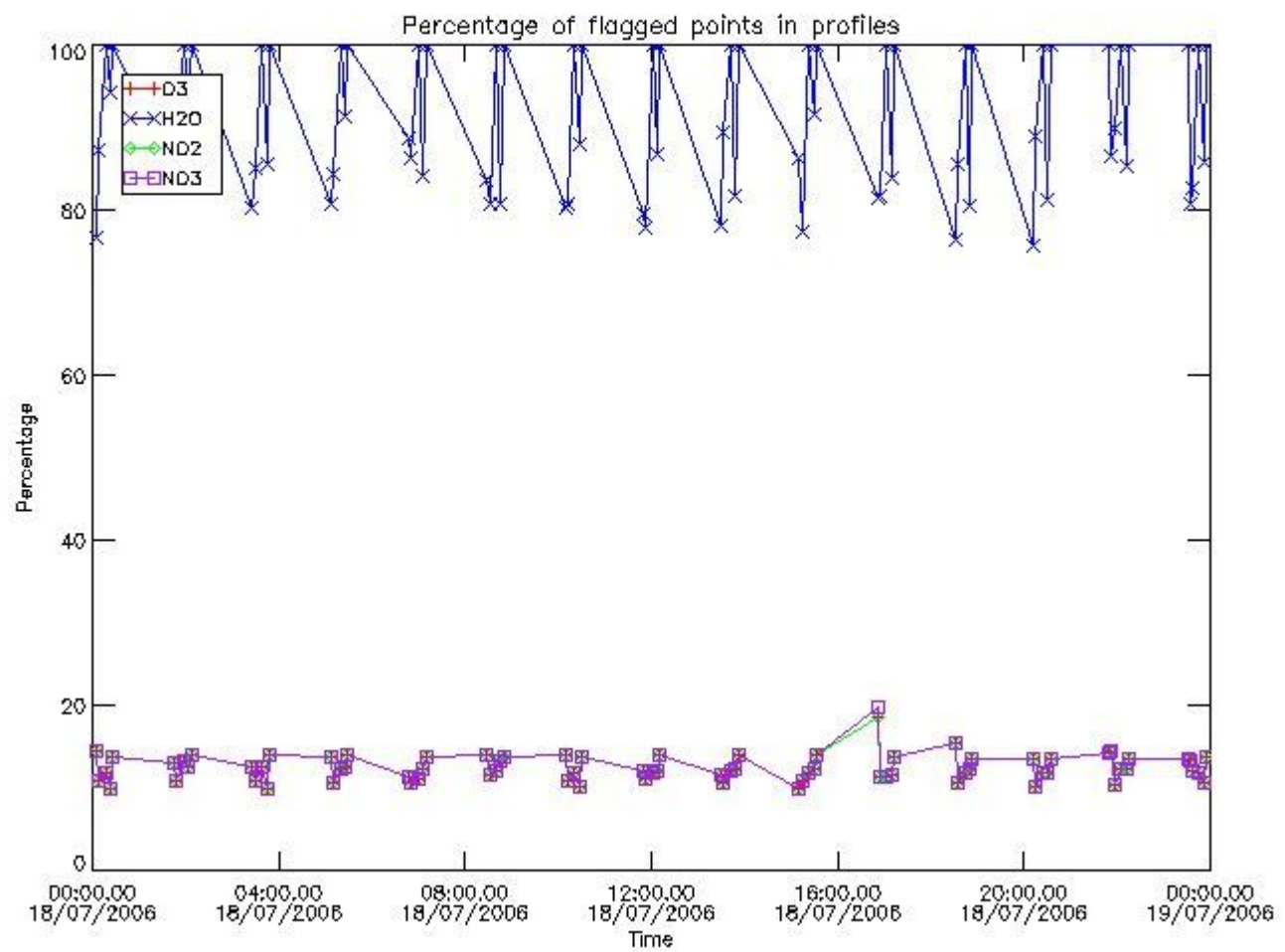
[5.6 Plot NO2 profiles for all STD \(dark without errors\)](#)

[5.7 Plot NO3 profiles for all STD \(dark without errors\)](#)

[5.8 Plot H2O profiles \(only for occultations of stars 1,2,3,4,13,14,16,26,63 dark without errors\) for all STD](#)

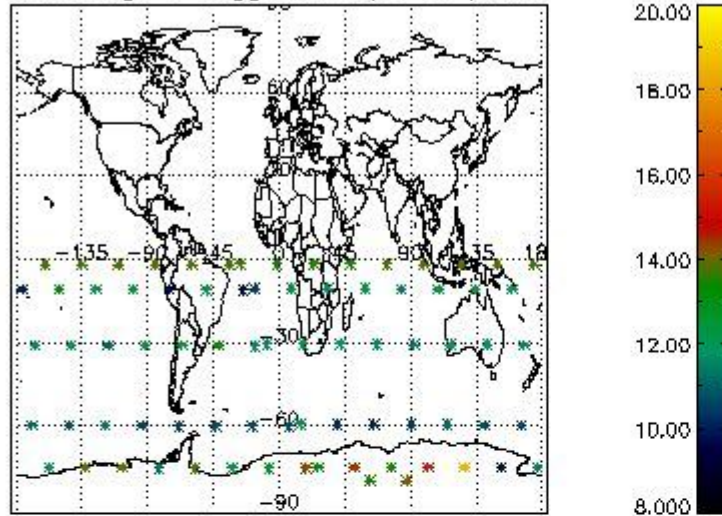
[6. Auxiliary Data Files used for the production reported in section 2](#)

3.1 Plot quality information per product (time dependant)

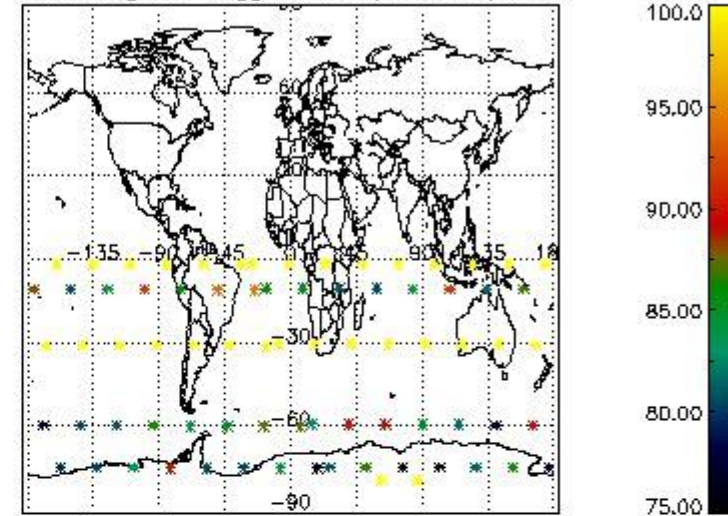


3.2 Plot quality information per product (world map)

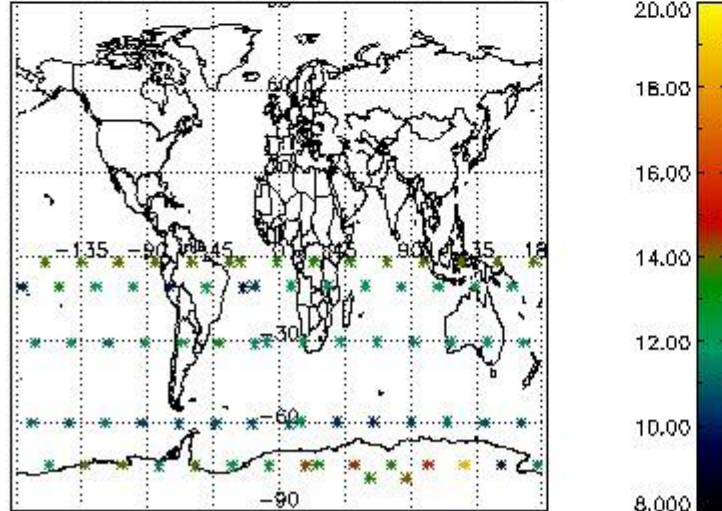
Percentage of flagged data per O3 profile



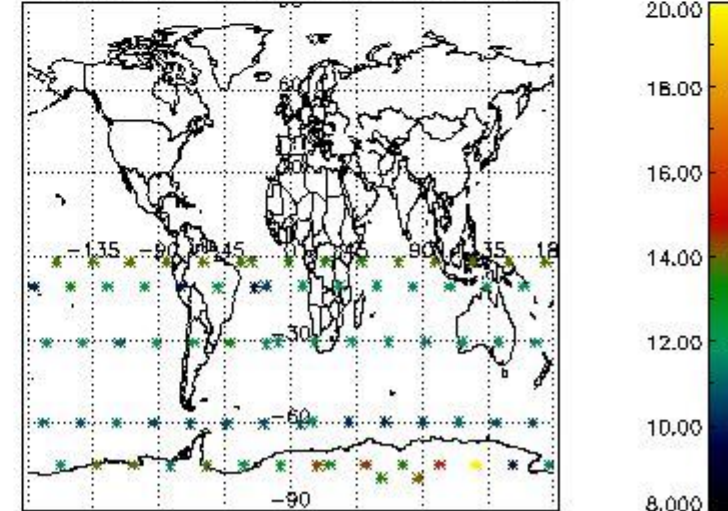
Percentage of flagged data per H2O profile



Percentage of flagged data per NO2 profile



Percentage of flagged data per NO3 profile

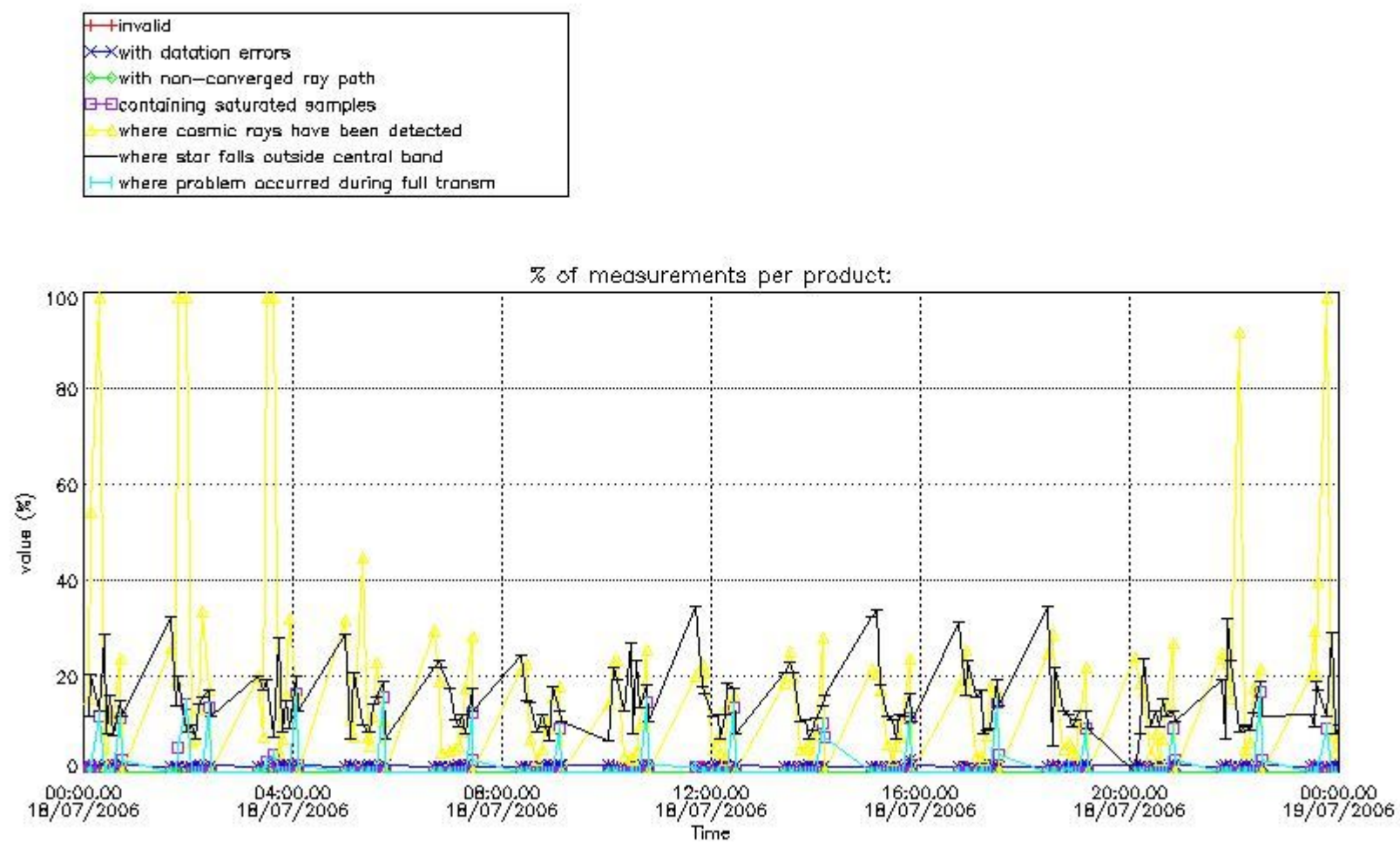


4. Level 1 quality information per product

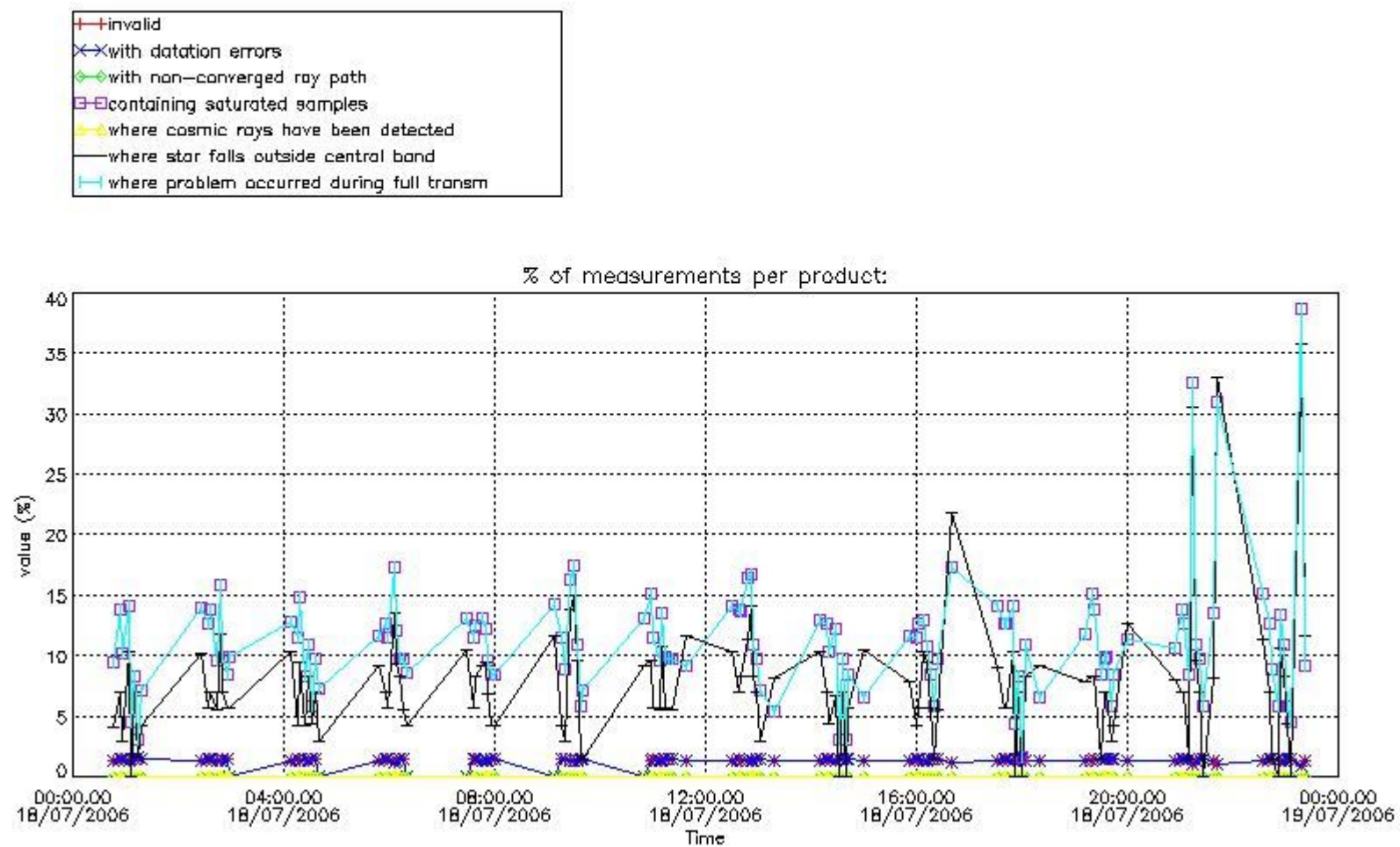
In this section it is plotted some information contained in the Quality Summary data set of the level 2 products that comes from the level 1b processing. Products without errors (error flag in the MPH set to "0") are used.

4.1 Plot quality information per product (time dependant) coming from level 1b processing

4.1.1 Plot level 1 quality information per product (time dependant): ENVISAT ASCENDING passes

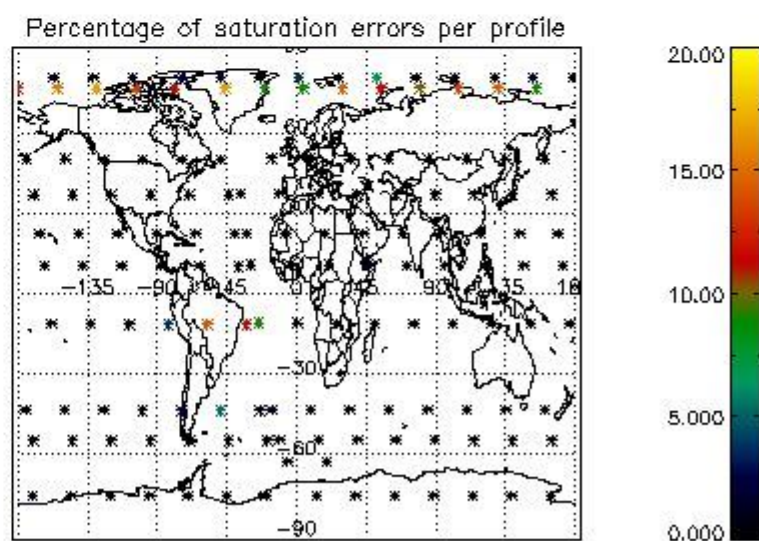
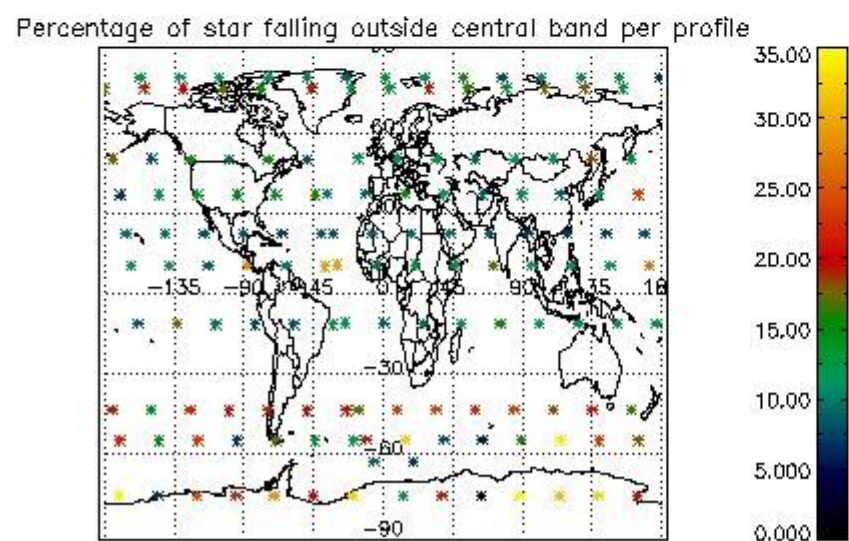
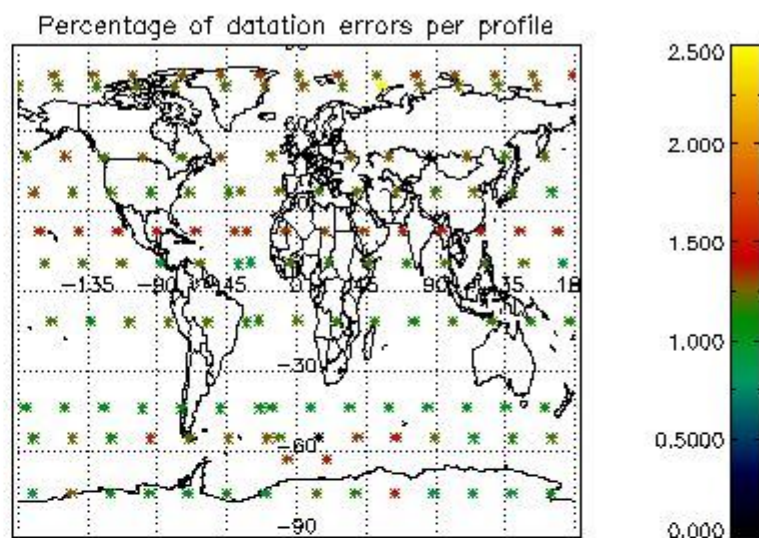
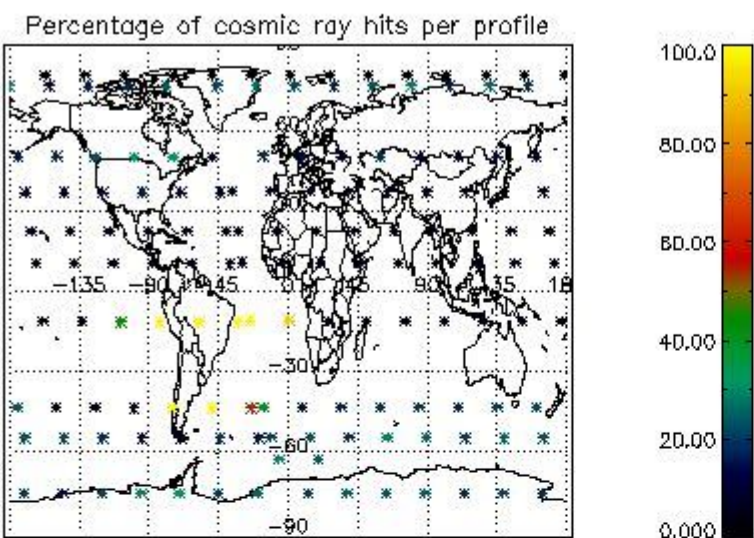


4.1.2 Plot level 1 quality information per product (time dependant): ENVI SAT DESCENDING passes

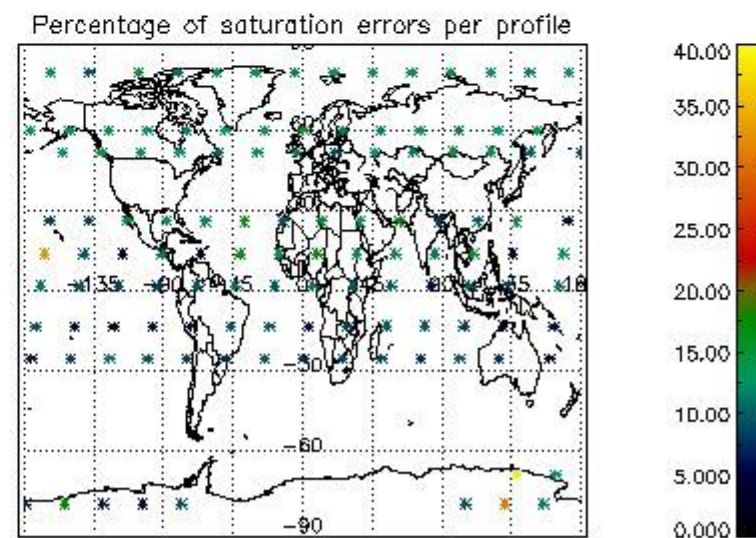
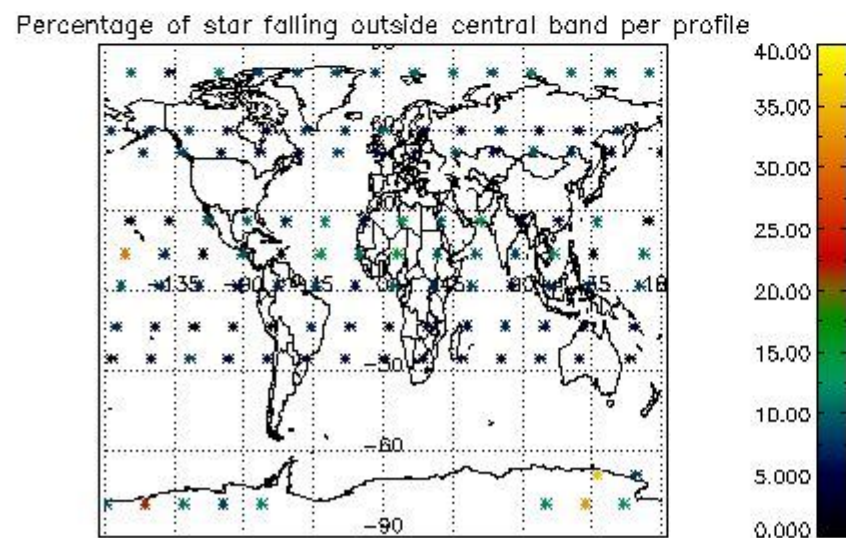
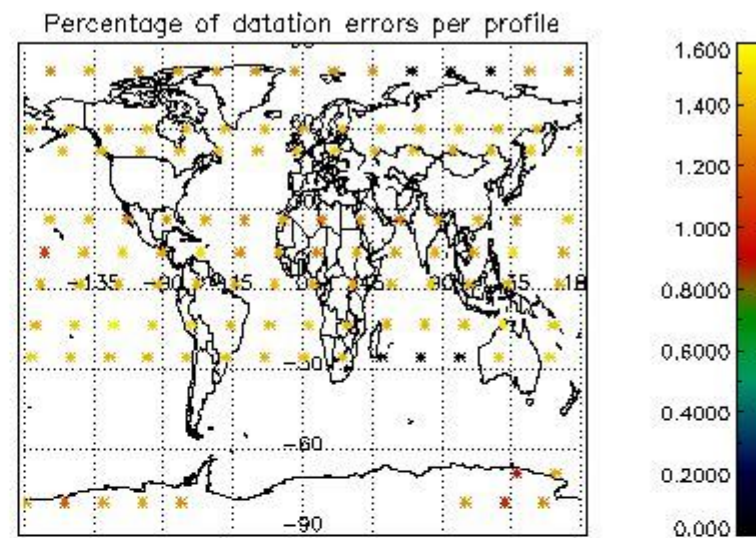
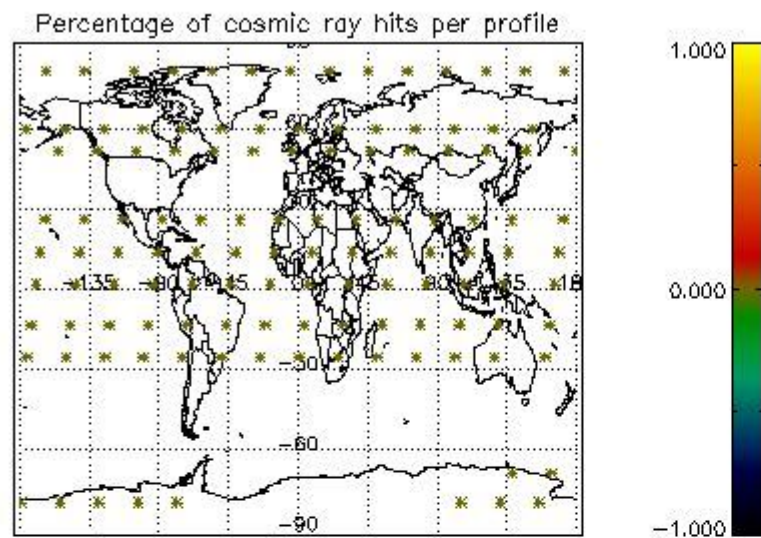


4.2 Plot quality information per product coming from level 1b processing (world map)

4.2.1 Plot level 1 quality information per product (world map): ENVISAT ASCENDING passes



4.2.2 Plot level 1 quality information per product (world map): ENVISAT DESCENDING passes



5. Trace gas profiles

5.1 Ozone statistics based on quality of products

The final quality of the products can be "measured" using the STD (Standard Deviation) attached to every point profile. This information is written to the parameter GOM_NL__2P/NL_LOCAL_SPECIES_DENSITY/o3_std of the level 2 products. The table below shows the statistics for given STD ranges.

The statistics are given with respect to the overall valid production:

- Products without fatal errors: GOM_NL__2P/MPH/PRODUCT_ERR=0
- Valid point profile: GOM_NL__2P/NL_LOCAL_SPECIES_DENSITY/pcd(0)=0

The 'Criteria' is applied to valid points of dark limb products:

- Products in dark limb illumination condition: GOM_NL__2P/NL_SUMMARY_QUALITY/obs_ill_cond=0
- Products without fatal errors: GOM_NL__2P/MPH/PRODUCT_ERR=0
- Valid point profile: GOM_NL__2P/NL_LOCAL_SPECIES_DENSITY/pcd(0)=0

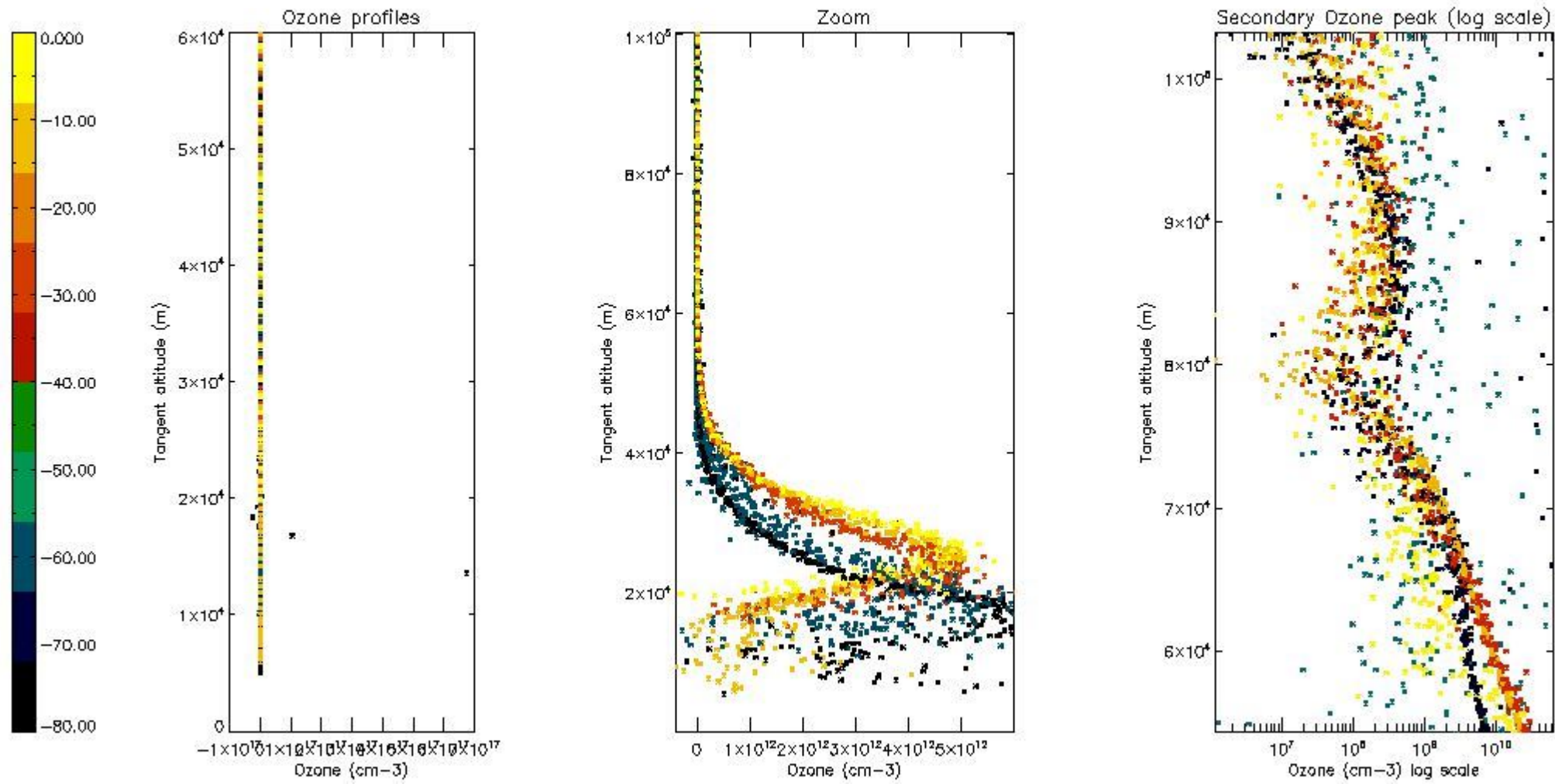
So, the table below shows the percentage of dark limb and valid observations for each criteria with respect to the overall valid daily observations.

Criteria	% of total production
All STD	31
STD < 20	15

STD < 10	12
STD < 5	7

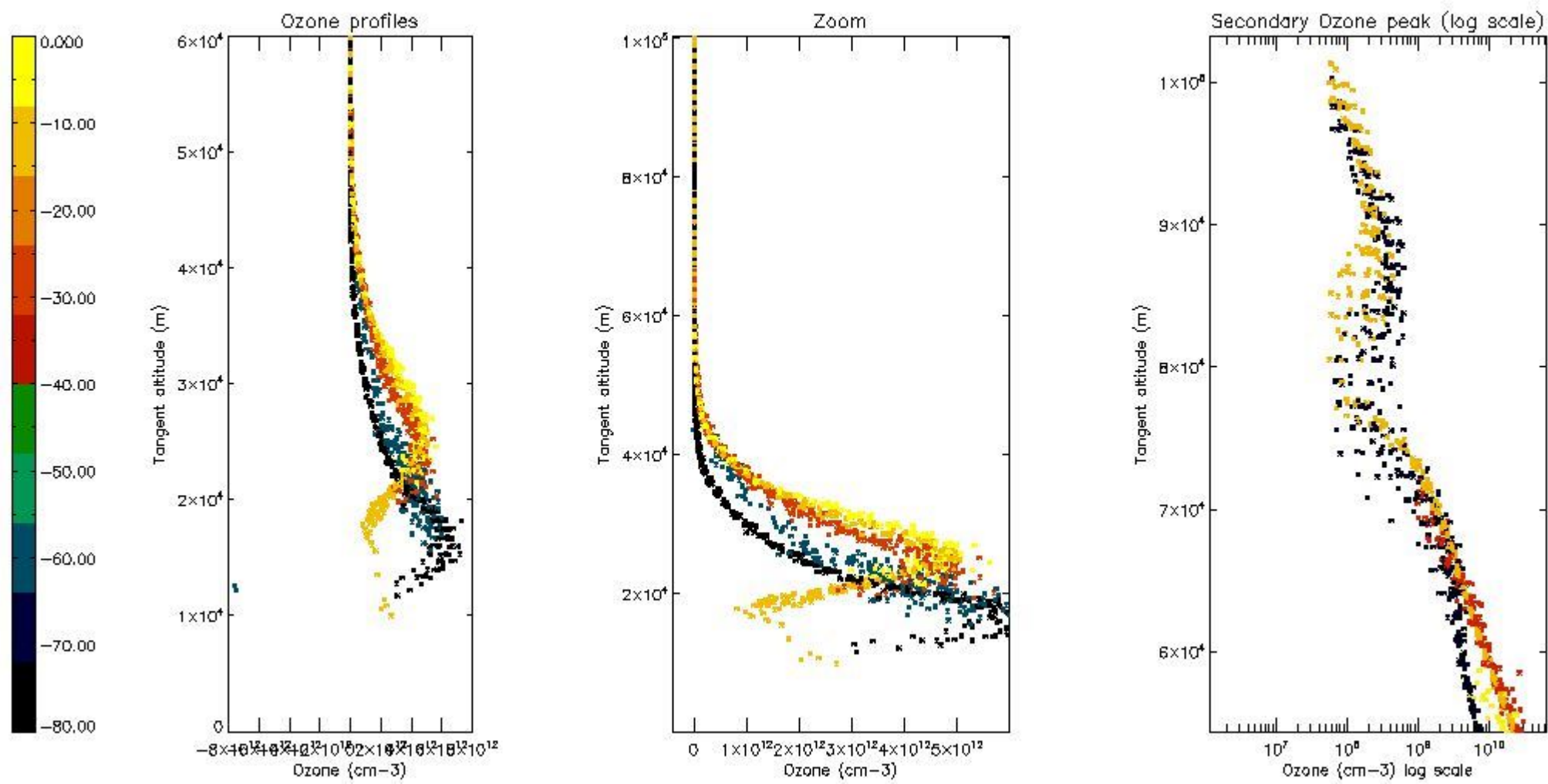
5.2 Plot ozone profiles for all STD (dark without errors)

The colorbar represents the latitude.



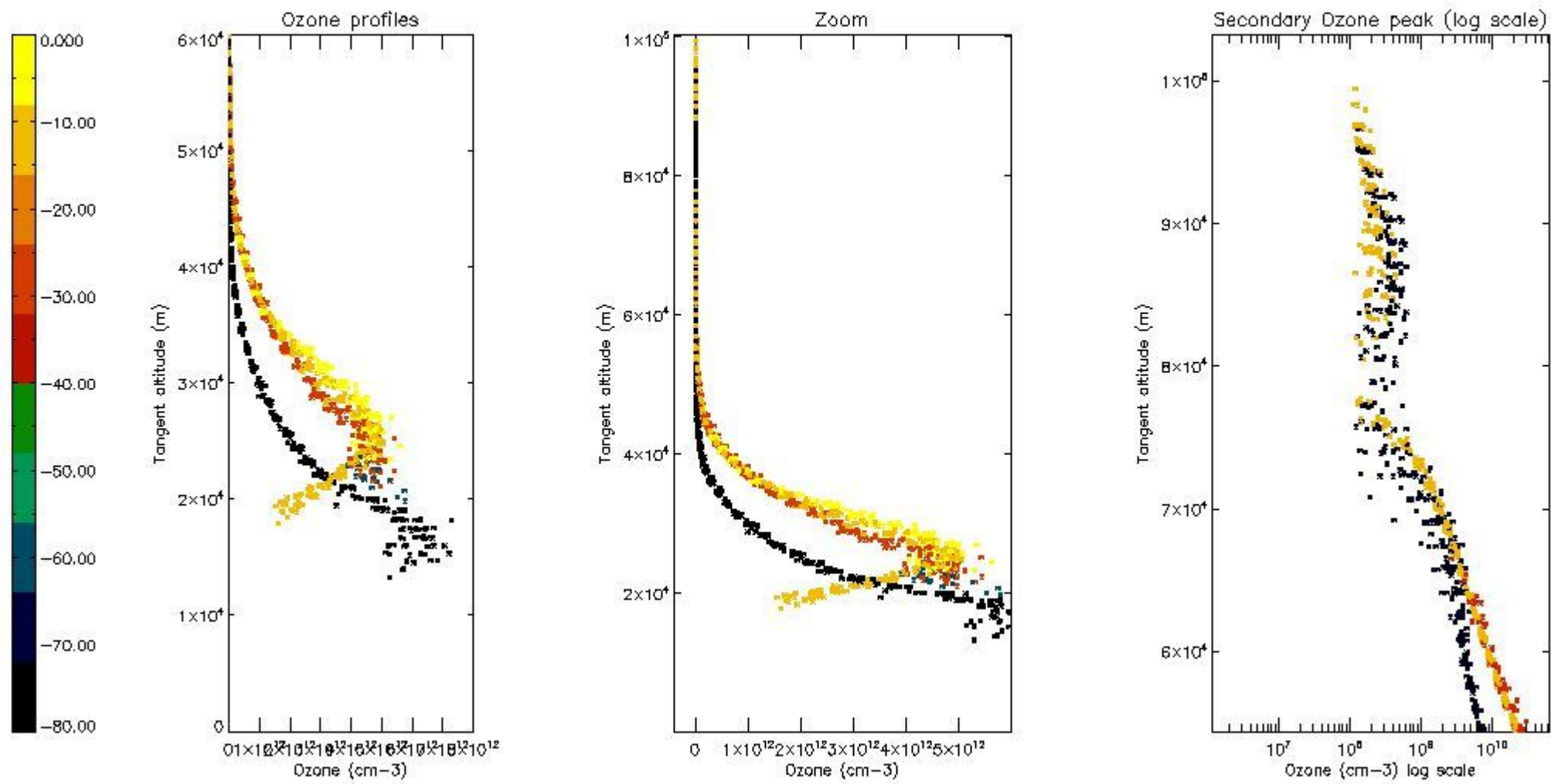
5.3 Plot ozone profiles where STD < 20% (dark without errors)

The colorbar represents the latitude.



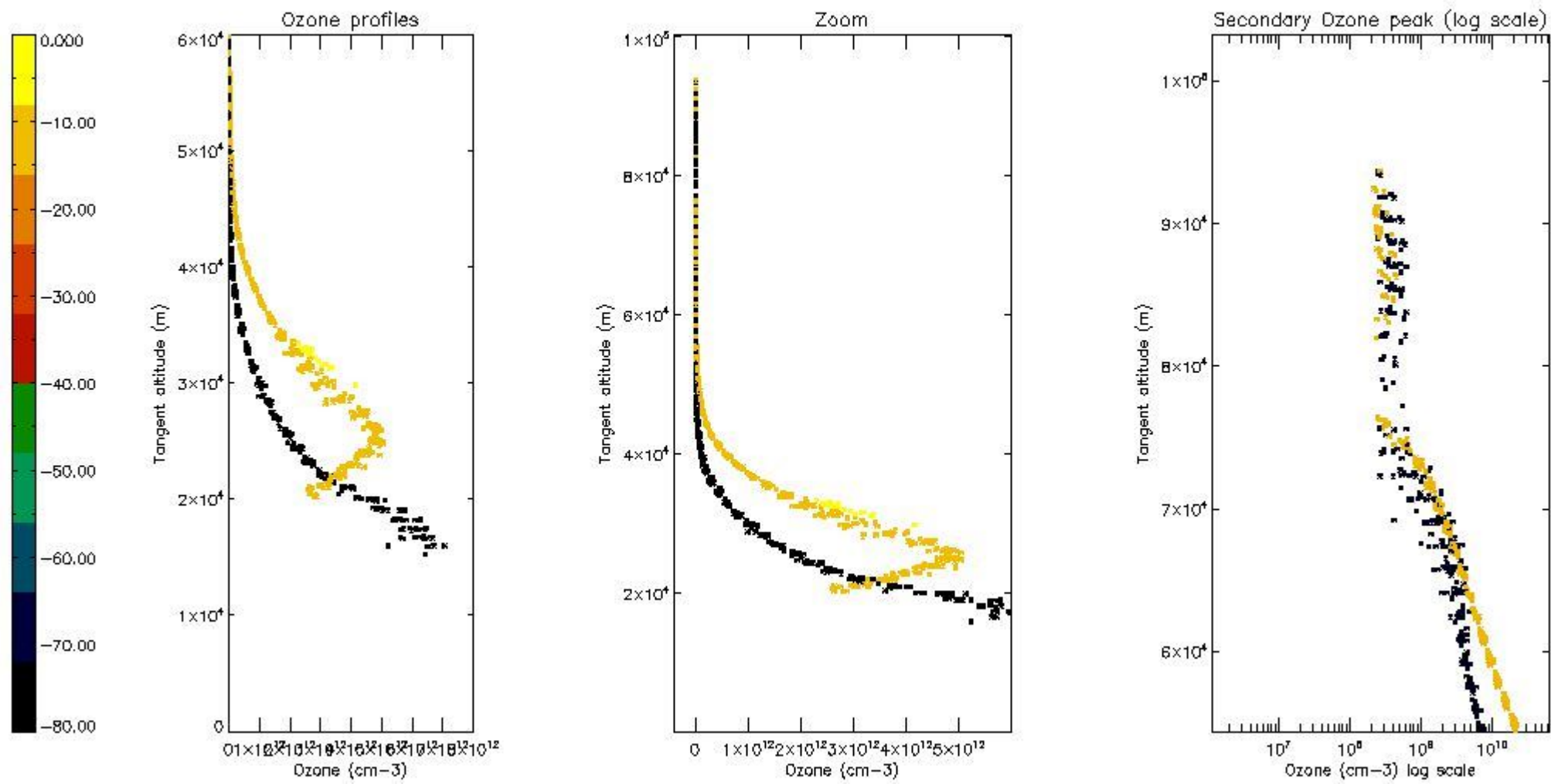
5.4 Plot ozone profiles where STD < 10% (dark without errors)

The colorbar represents the latitude.



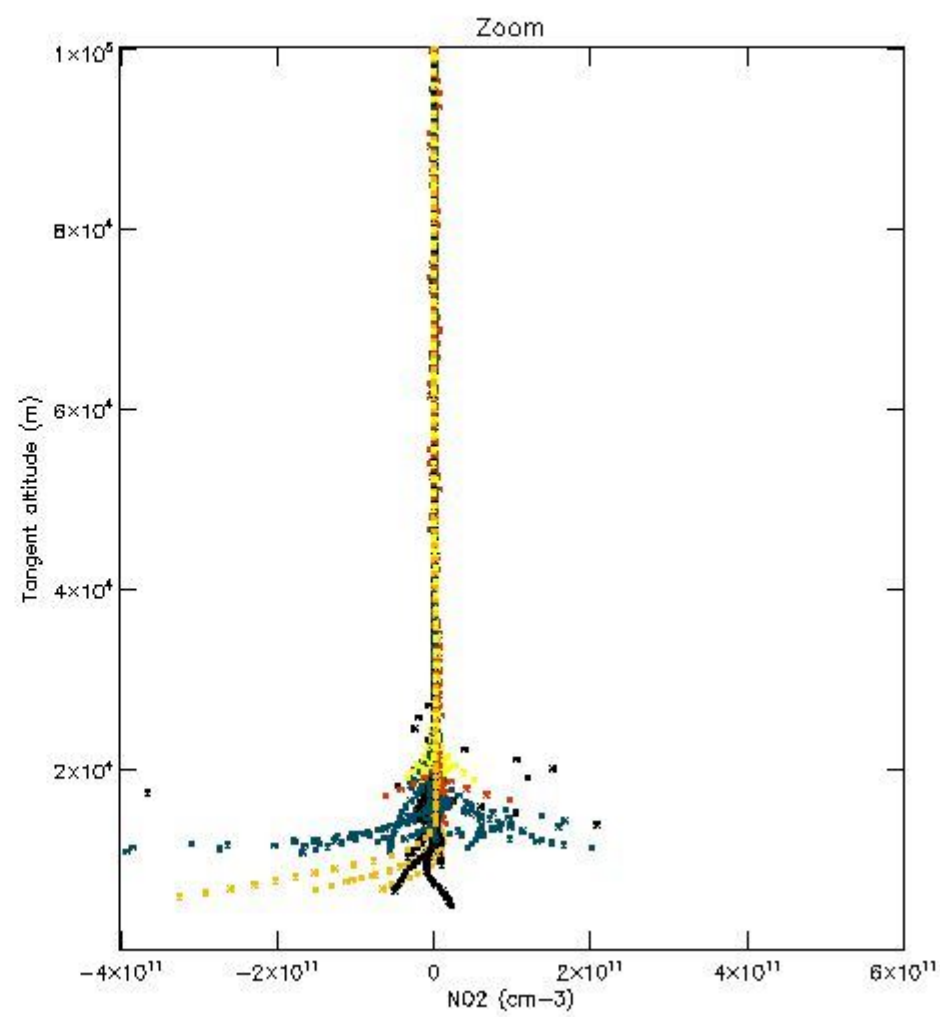
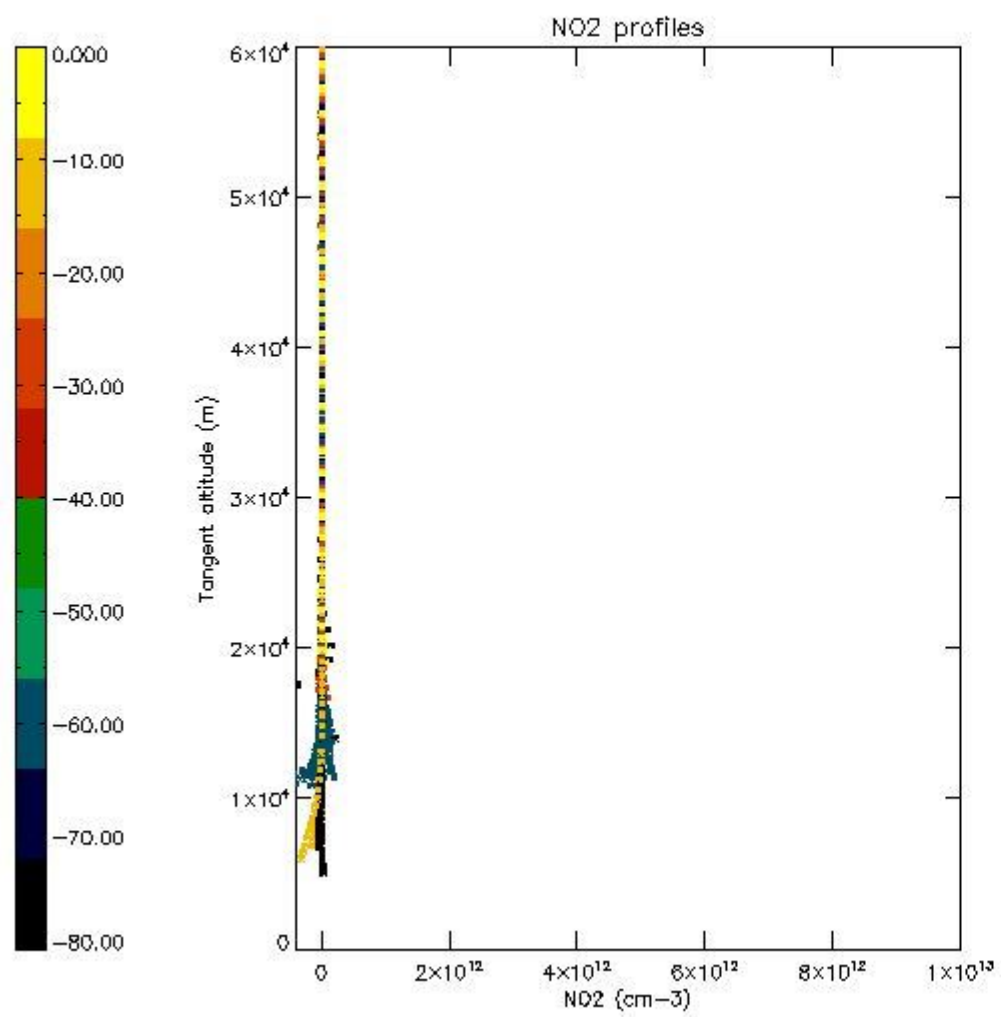
5.5 Plot ozone profiles where STD < 5% (dark without errors)

The colorbar represents the latitude.



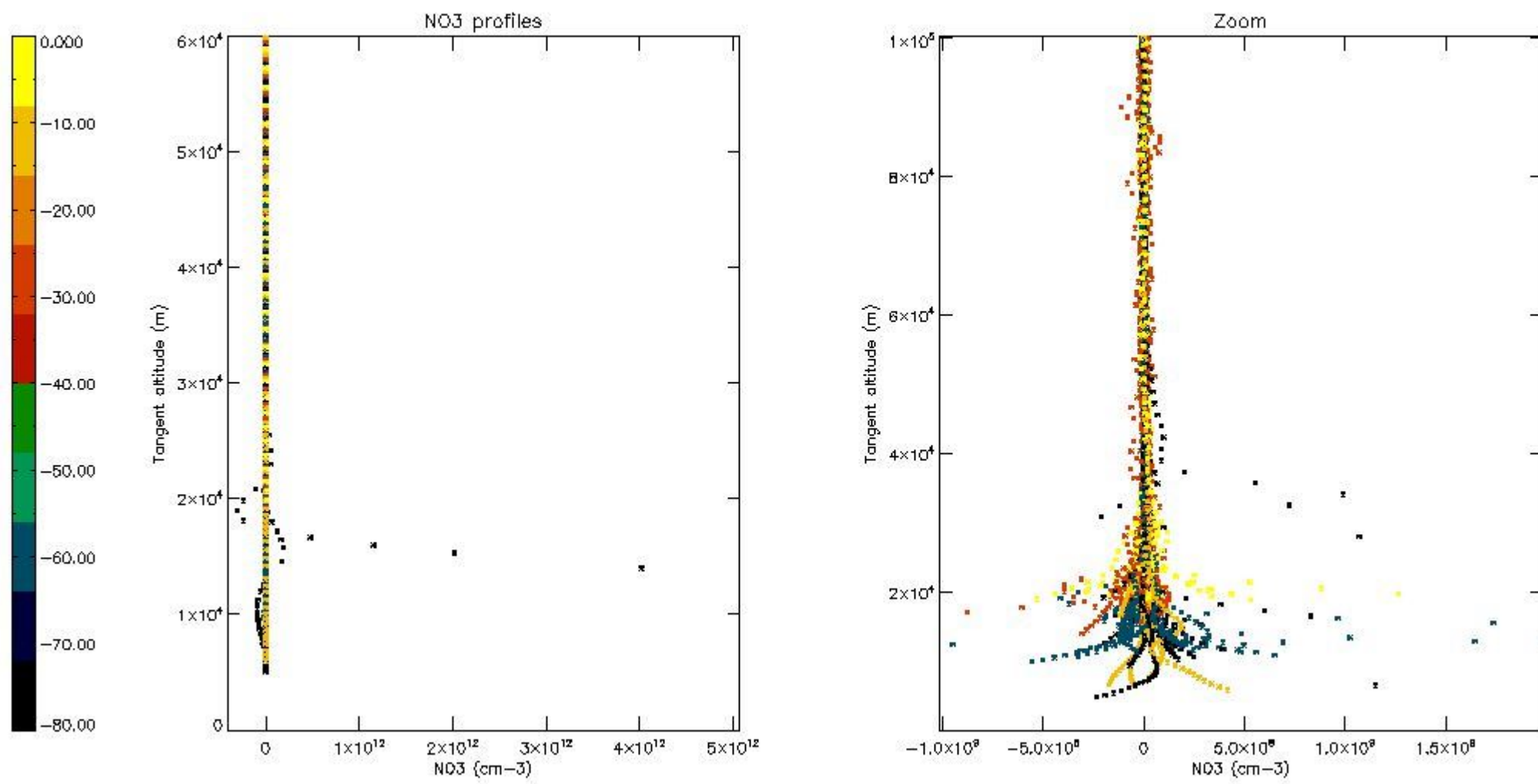
5.6 Plot NO₂ profiles for all STD (dark without errors)

The colorbar represents the latitude.



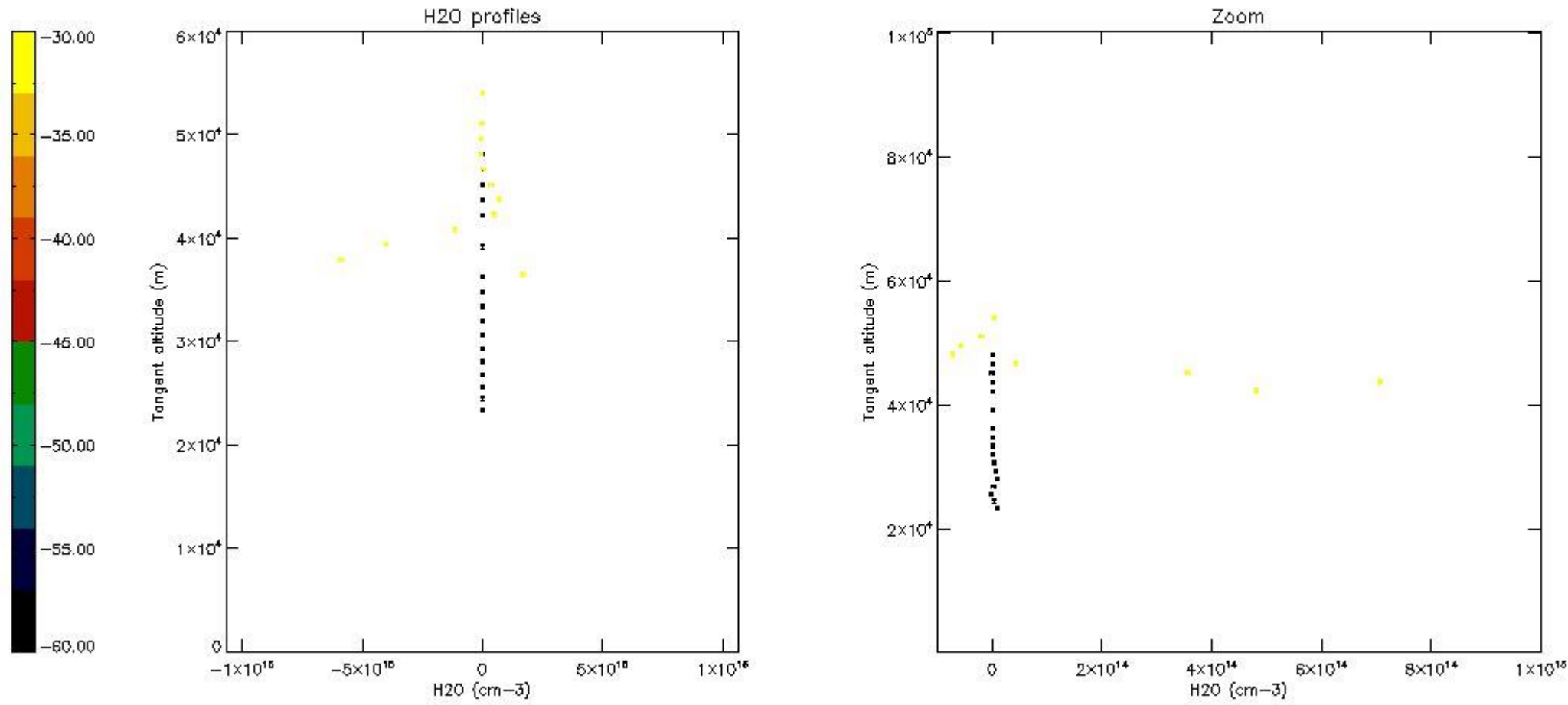
5.7 Plot NO3 profiles for all STD (dark without errors)

The colorbar represents the latitude.



5.8 Plot H2O profiles for all STD (only for occultations of stars 1,2,3,4,13,14,16,26,63 dark without errors)

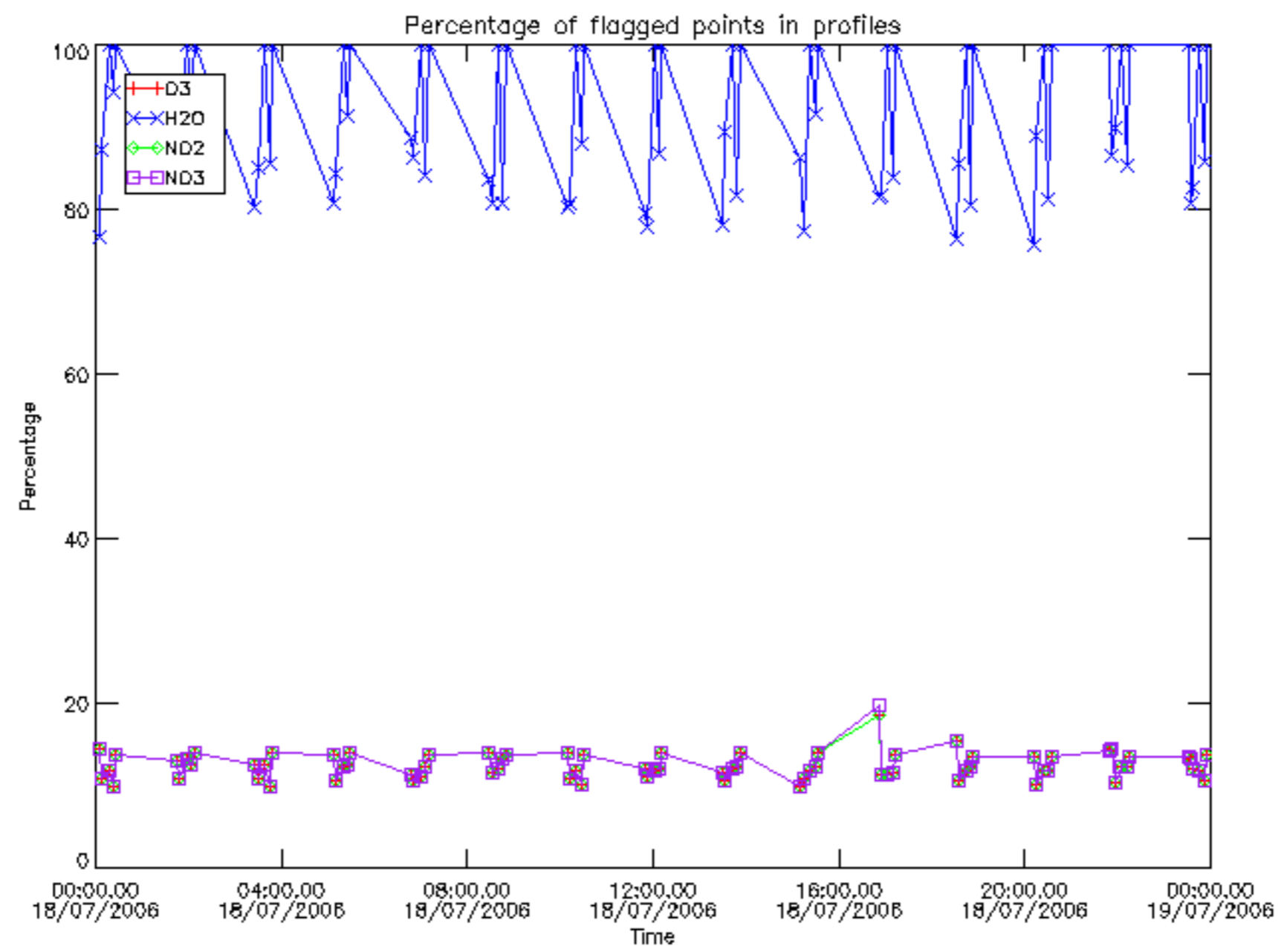
The colorbar represents the latitude.



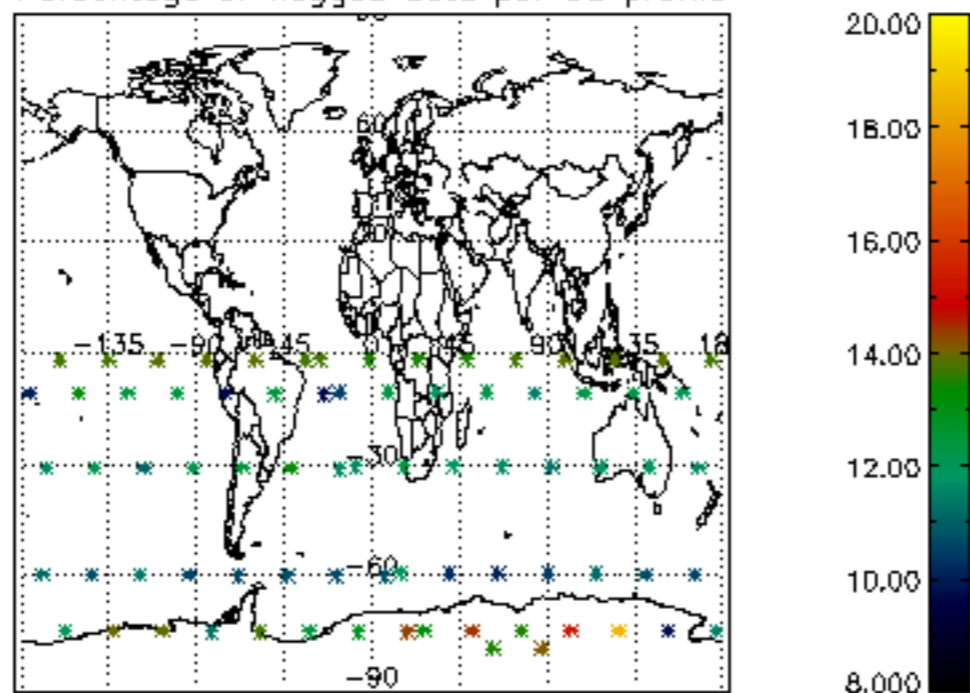
6. Auxiliary Data Files used for the production reported in section 2

The number reported in the third column indicates since which file (see list in section 2) the corresponding auxiliary file has been used. The fourth column is the date of those product files.

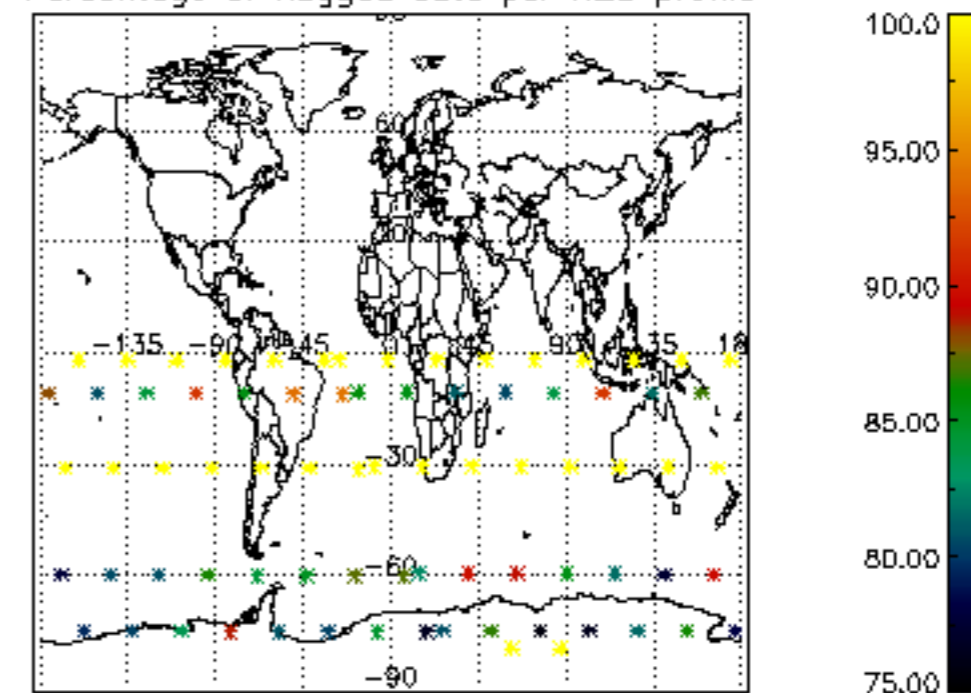
Type	Auxiliary Filename	Used since product	Used since product date
INST_PHYS_CHARACTERISTICS	GOM_INS_AXVIEC20091111_143220_20030716_120000_20500101_000000	1	18-JUL-2006 00:05:00
LEVEL-2_PROC_CONFIG	GOM_PR2_AXVIEC20091111_152718_20020301_000000_20500101_000000	1	18-JUL-2006 00:05:00
CROSS_SECTIONS_FILE	GOM_CRS_AXVIEC20091111_154832_20020301_000000_20500101_000000	1	18-JUL-2006 00:05:00



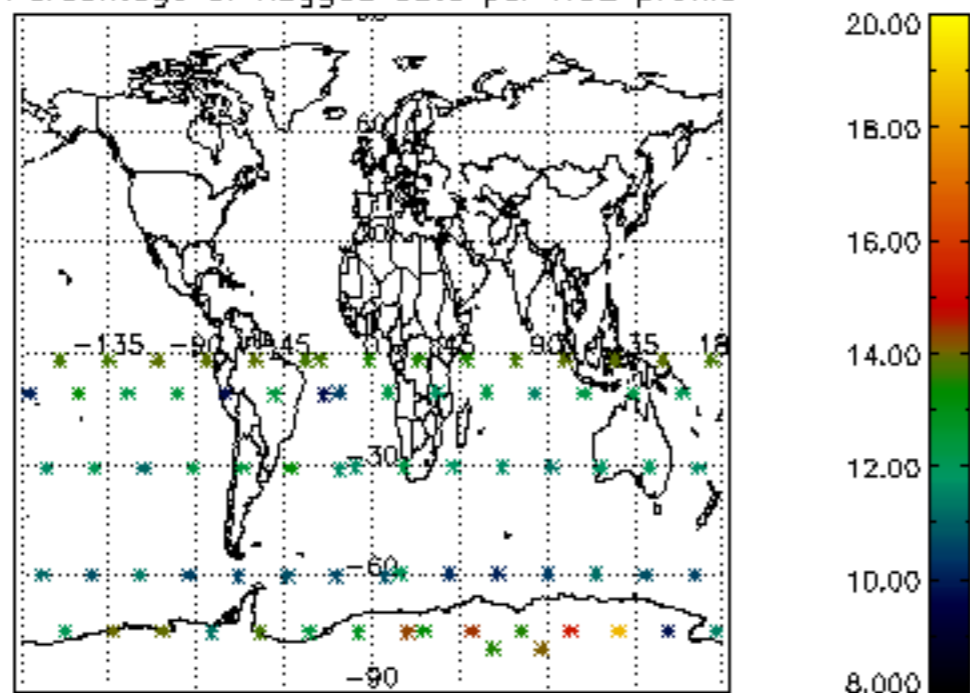
Percentage of flagged data per D3 profile



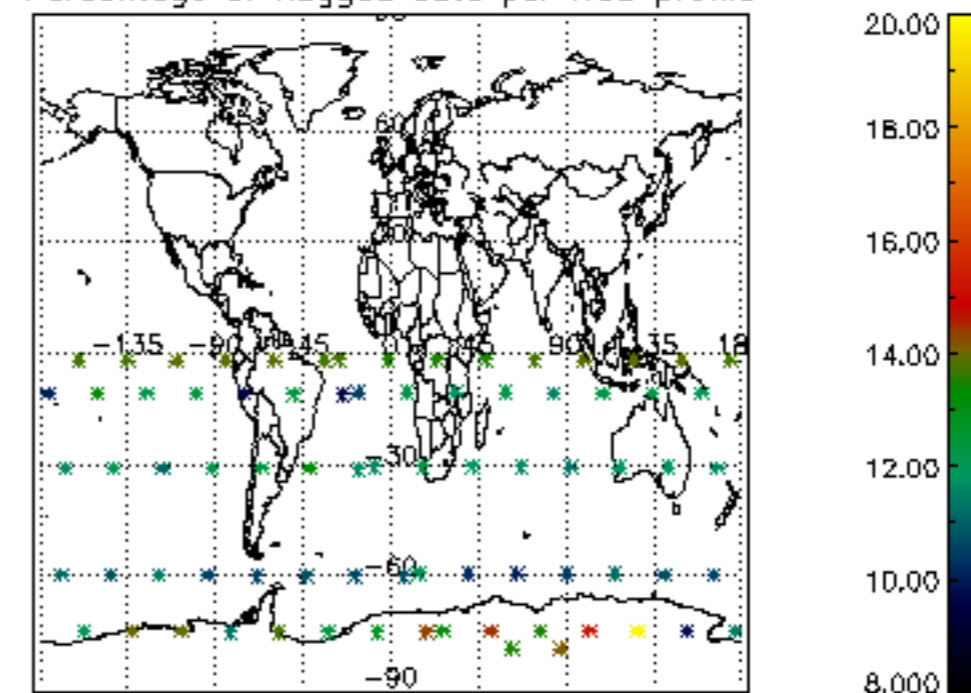
Percentage of flagged data per H2O profile

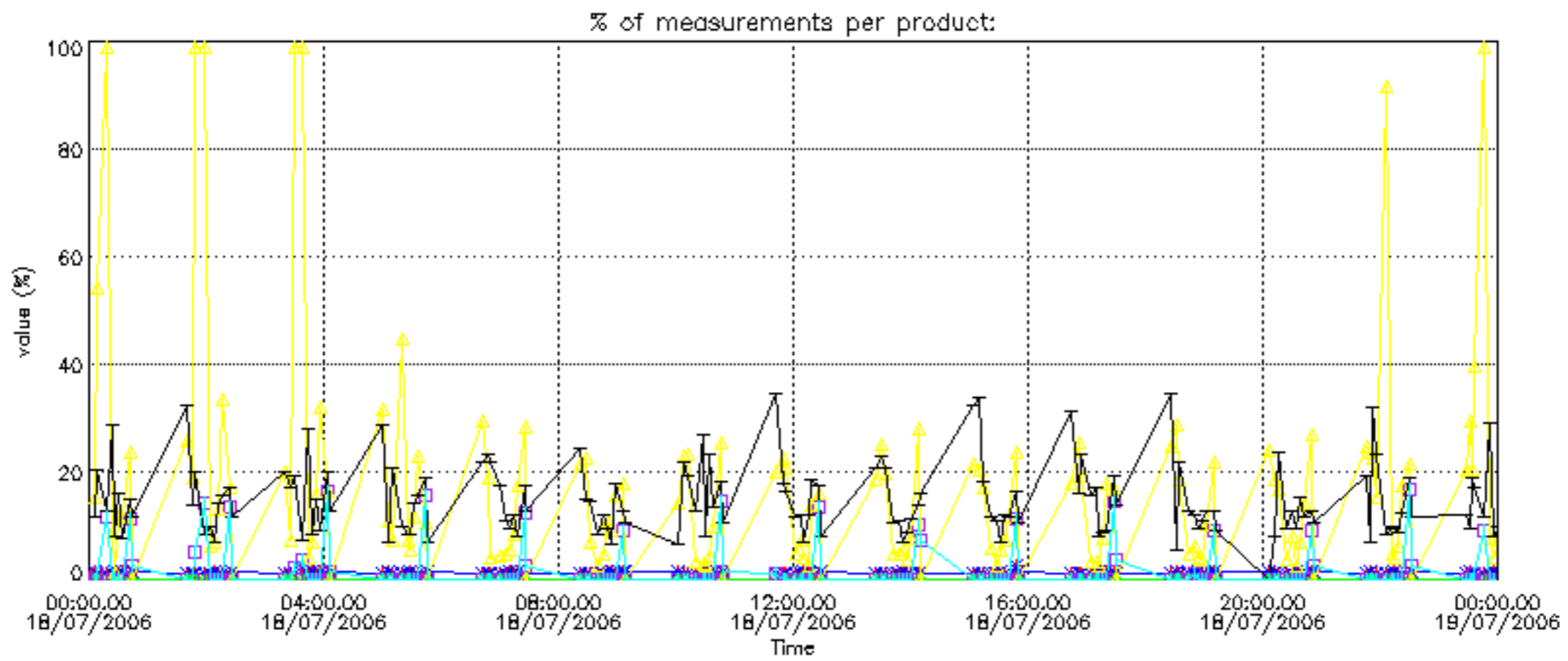


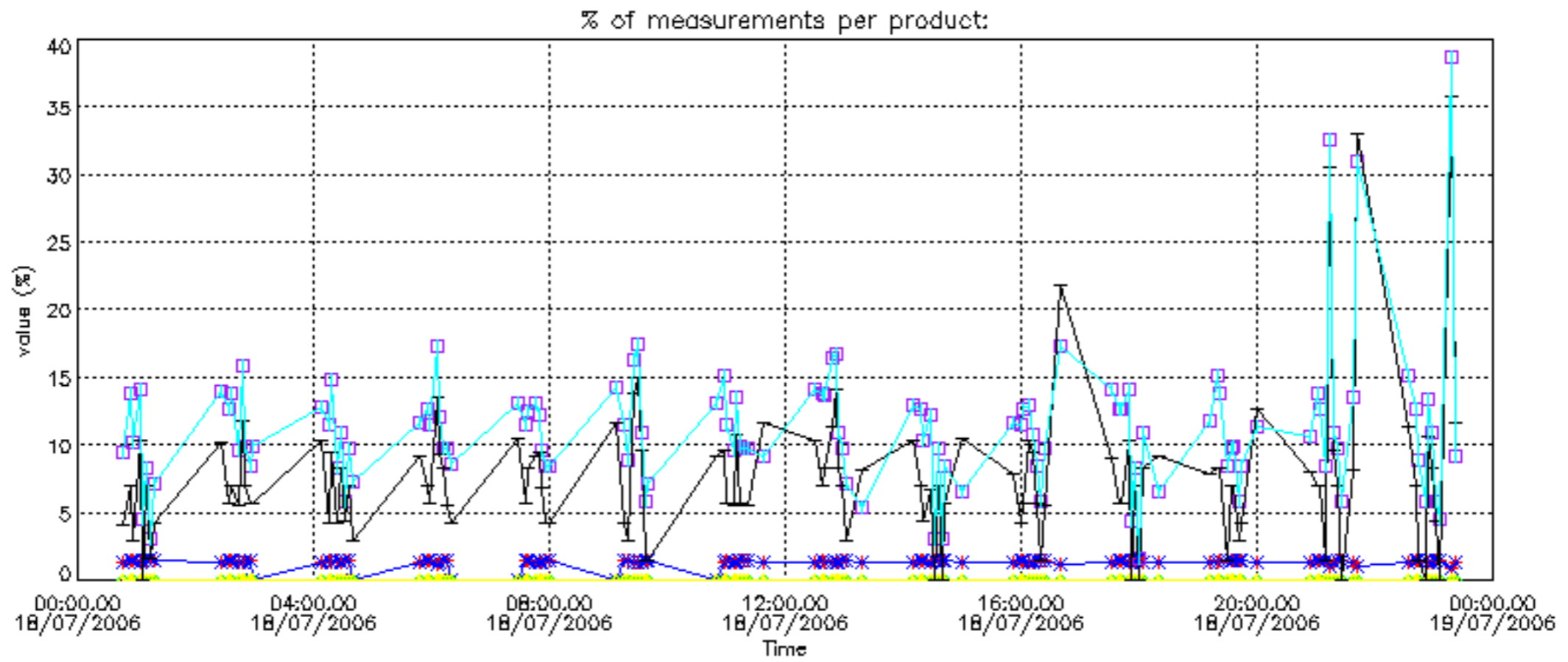
Percentage of flagged data per NO2 profile



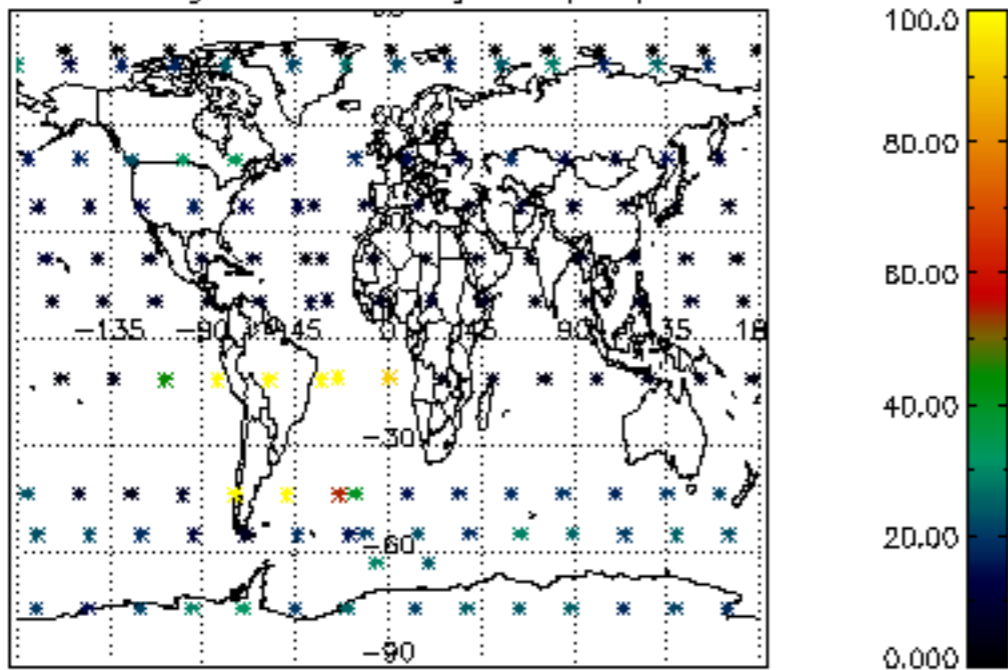
Percentage of flagged data per NO3 profile



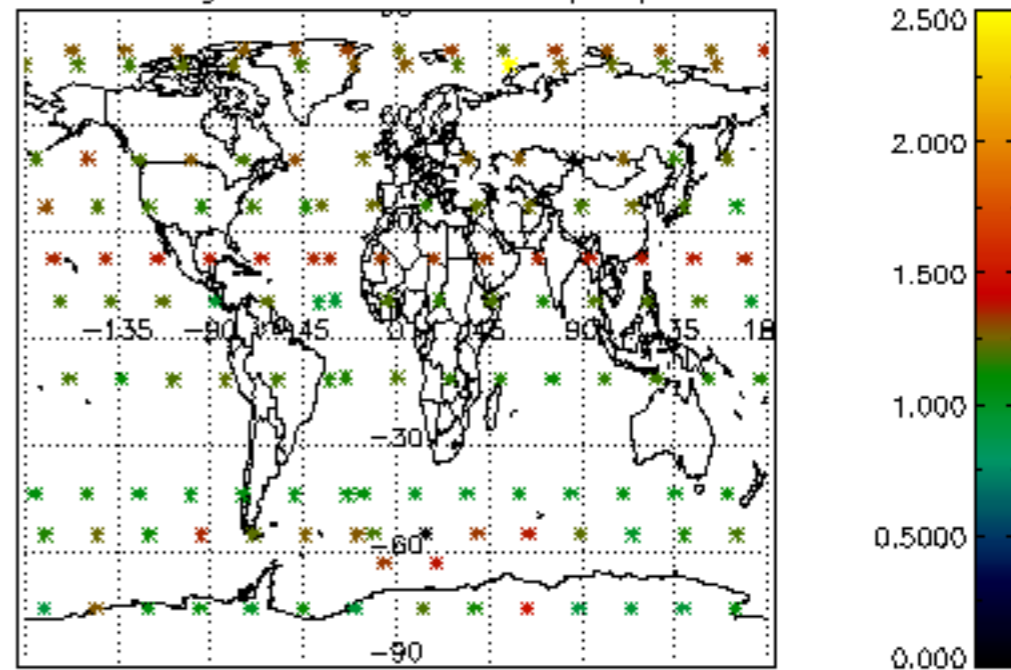




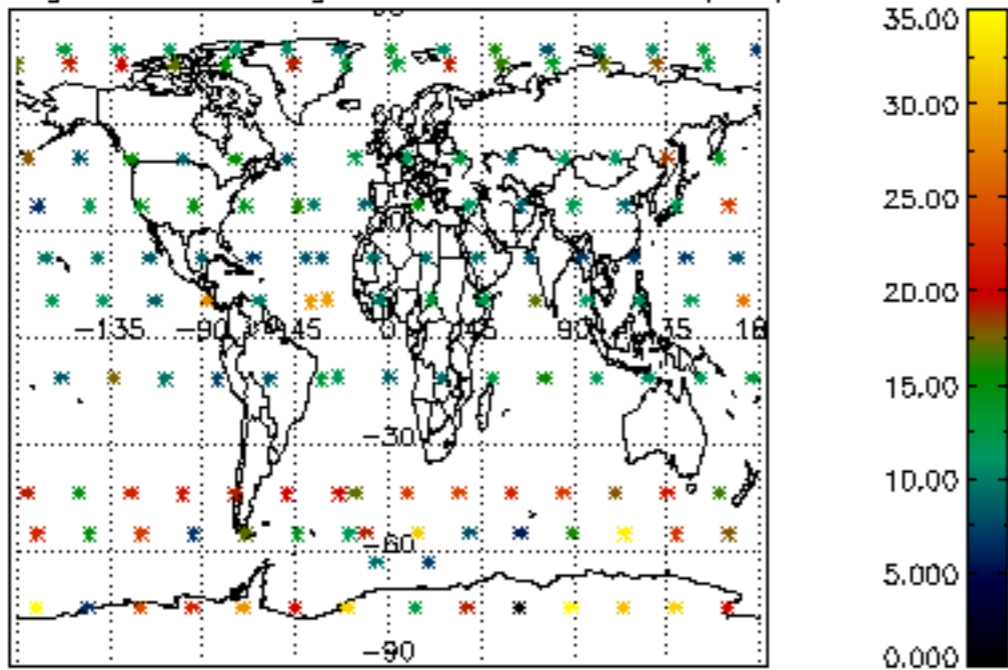
Percentage of cosmic ray hits per profile



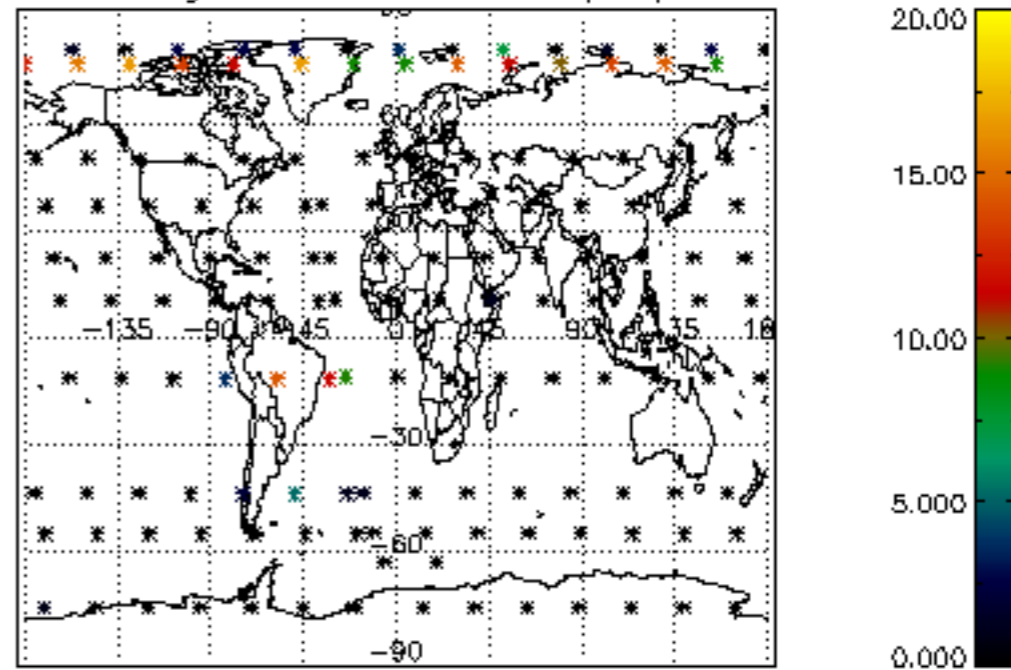
Percentage of datation errors per profile



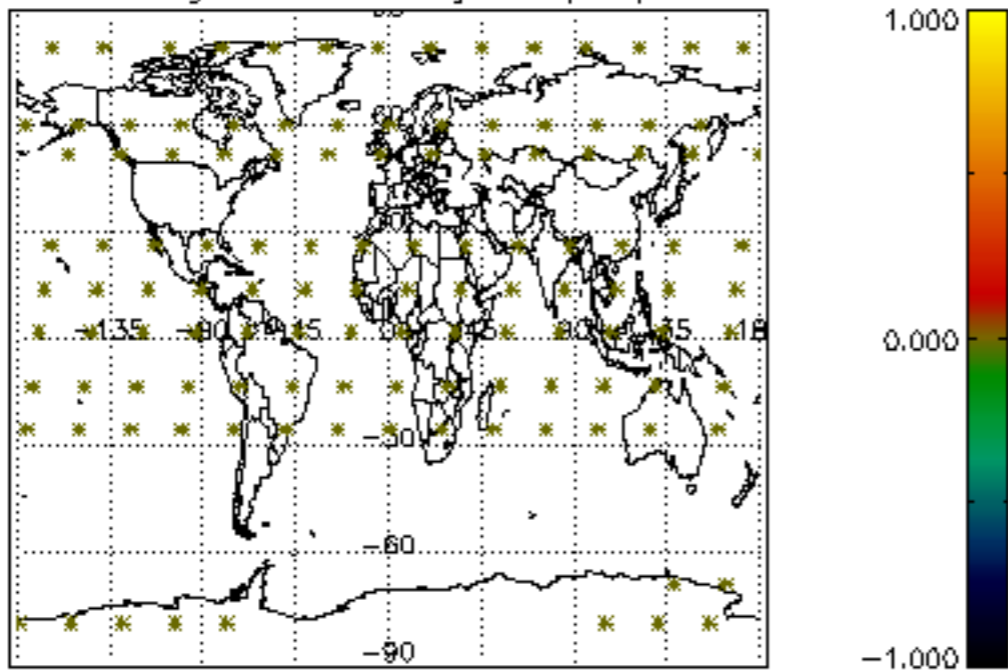
Percentage of star falling outside central band per profile



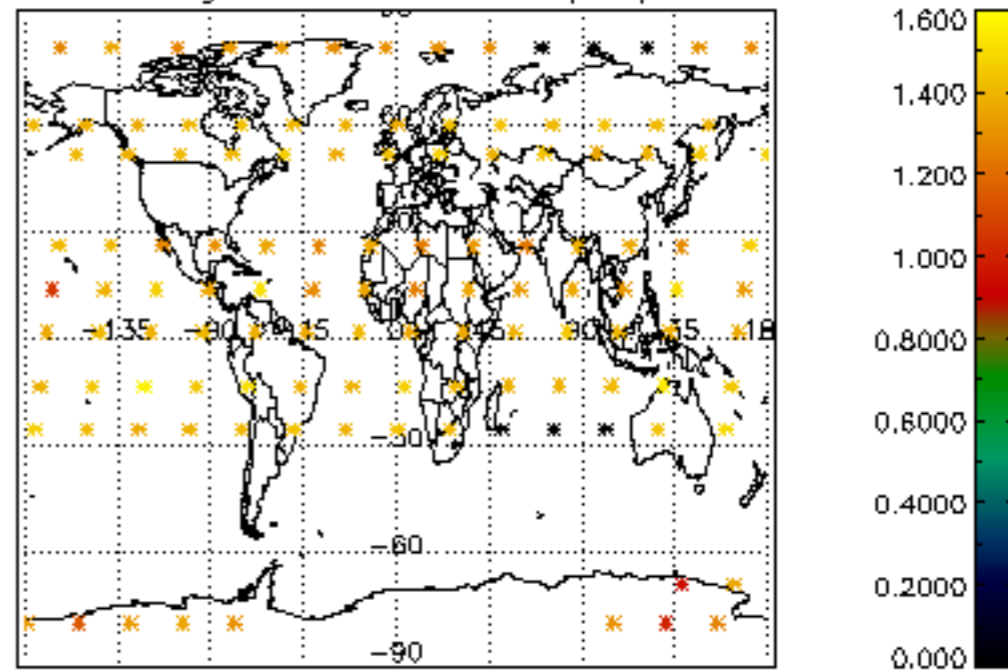
Percentage of saturation errors per profile



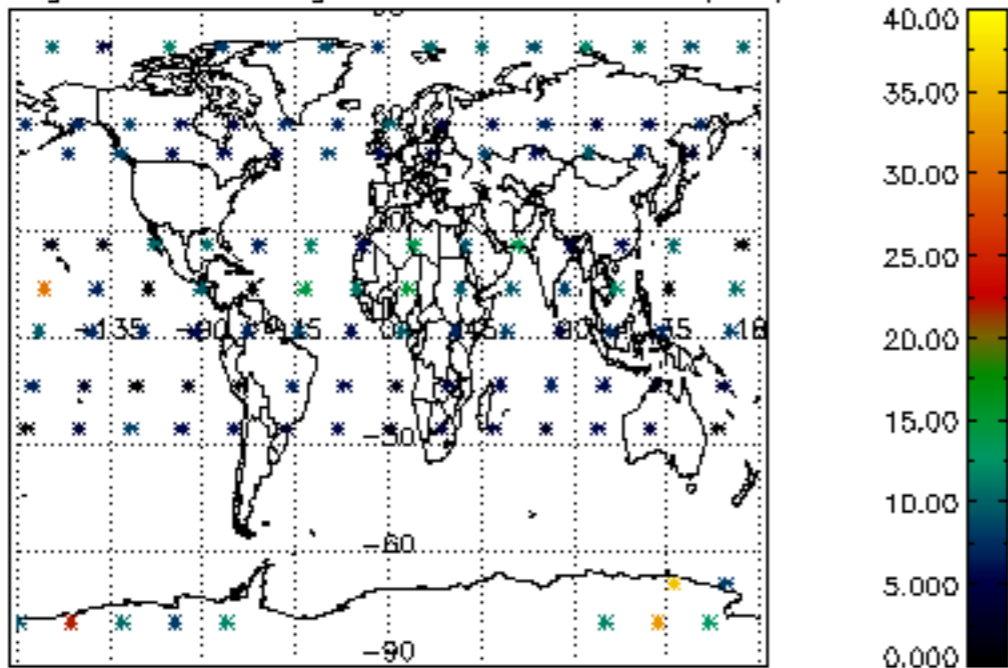
Percentage of cosmic ray hits per profile



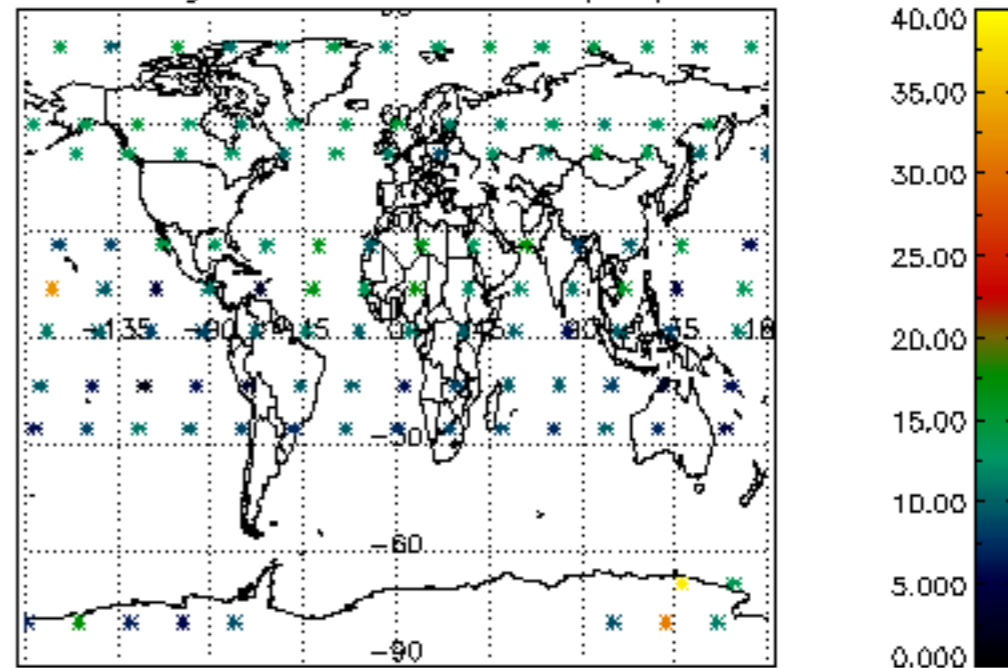
Percentage of datation errors per profile

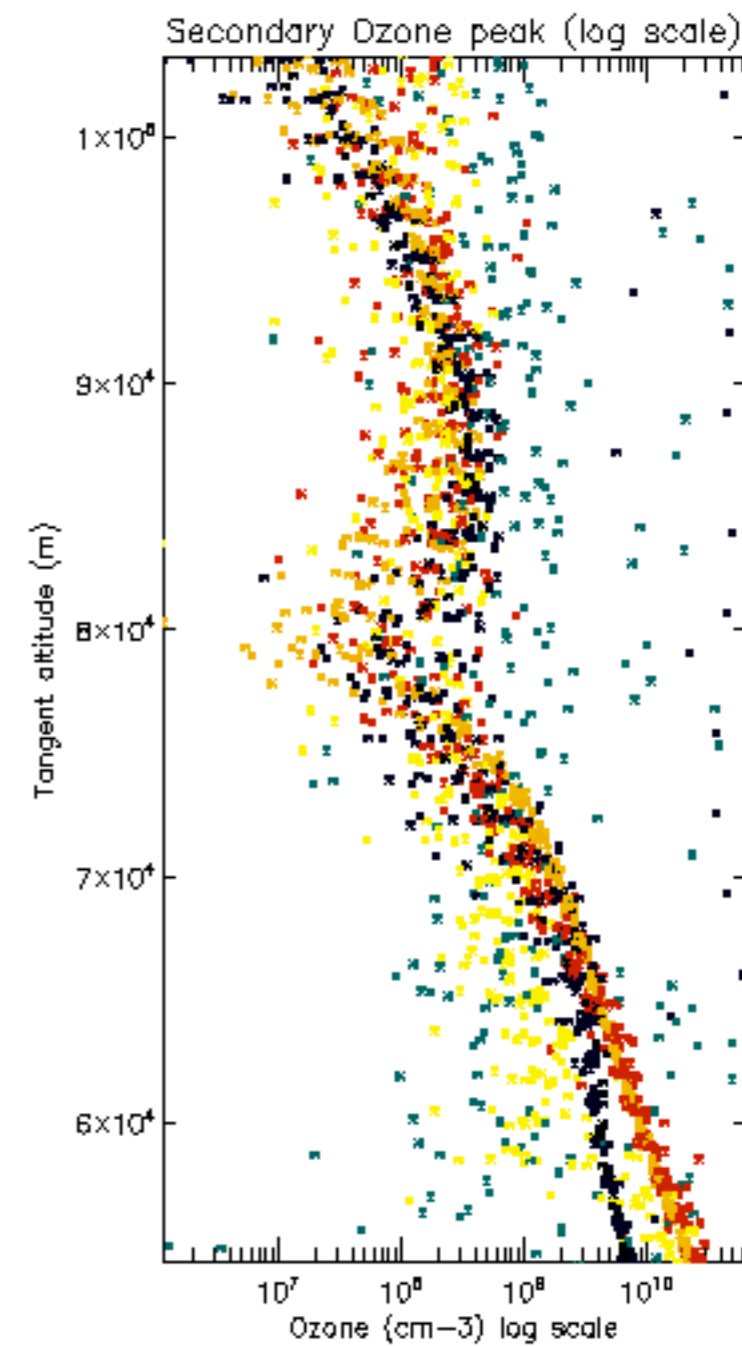
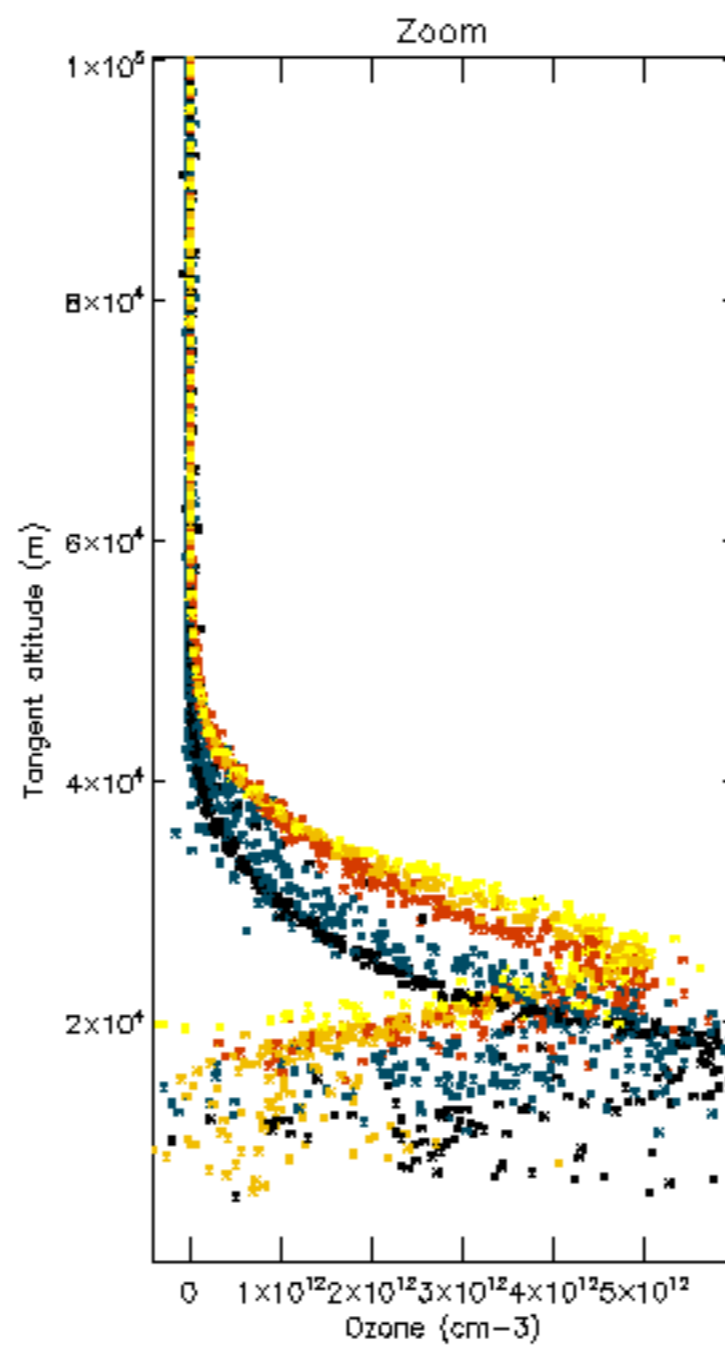
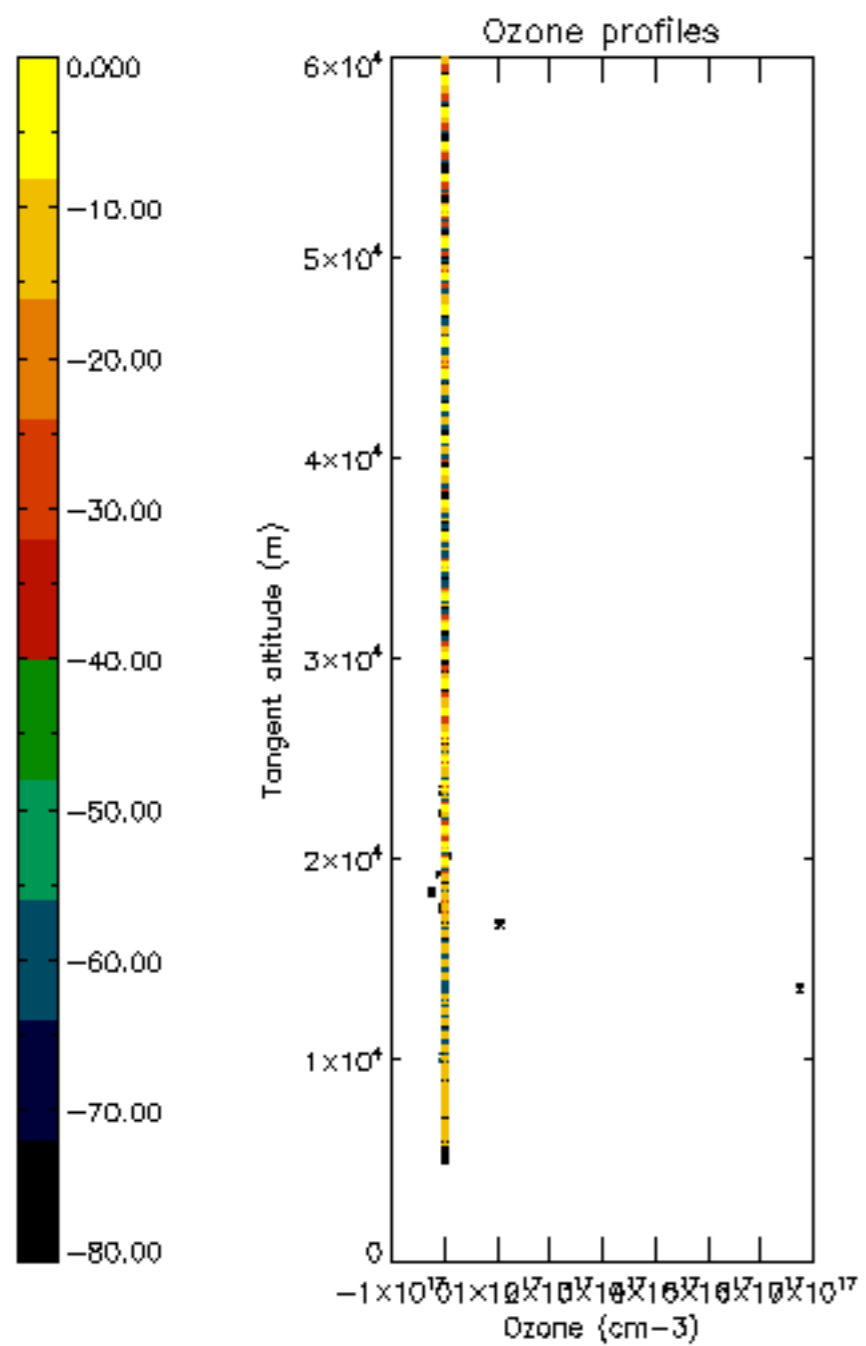


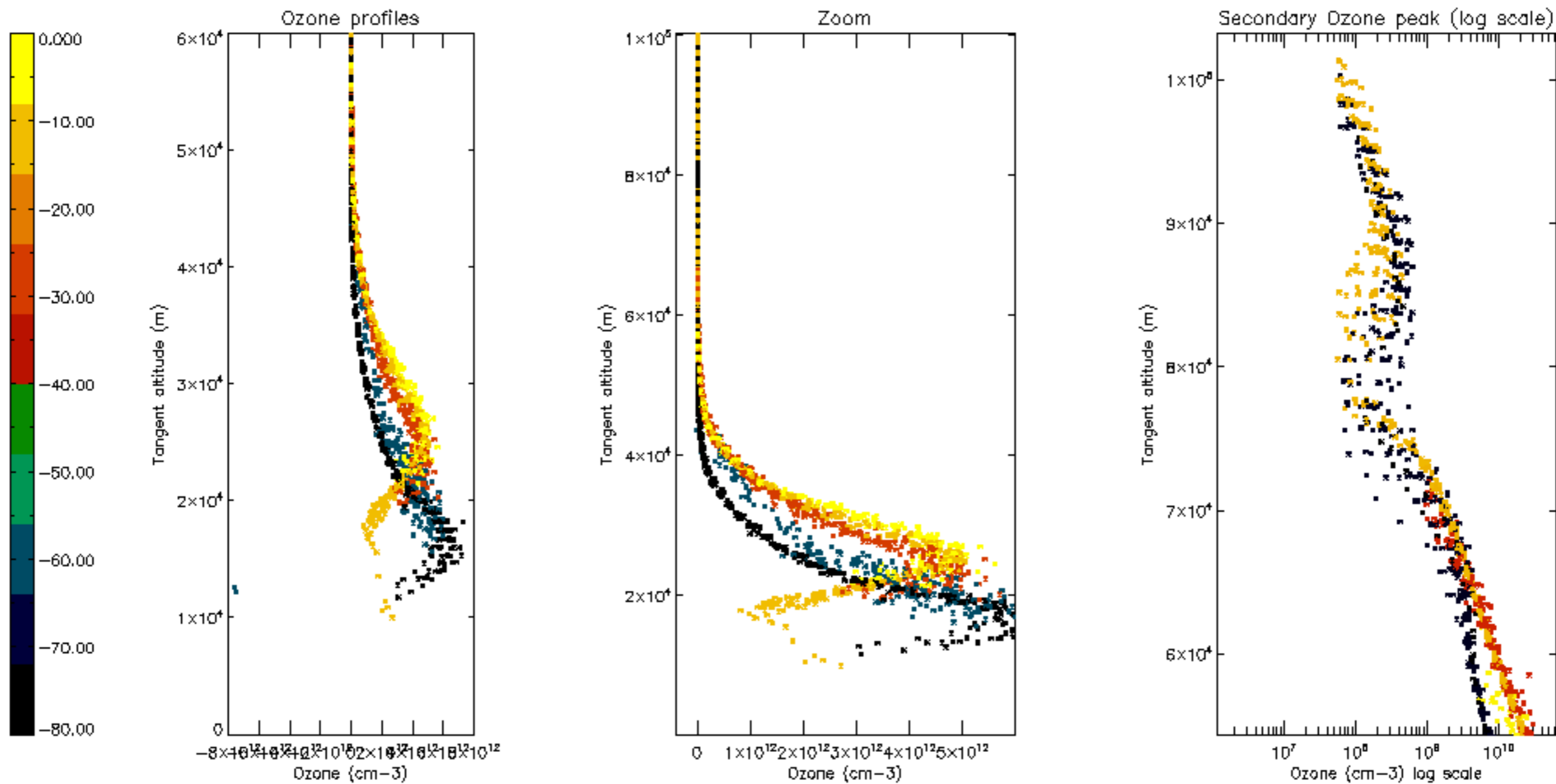
Percentage of star falling outside central band per profile

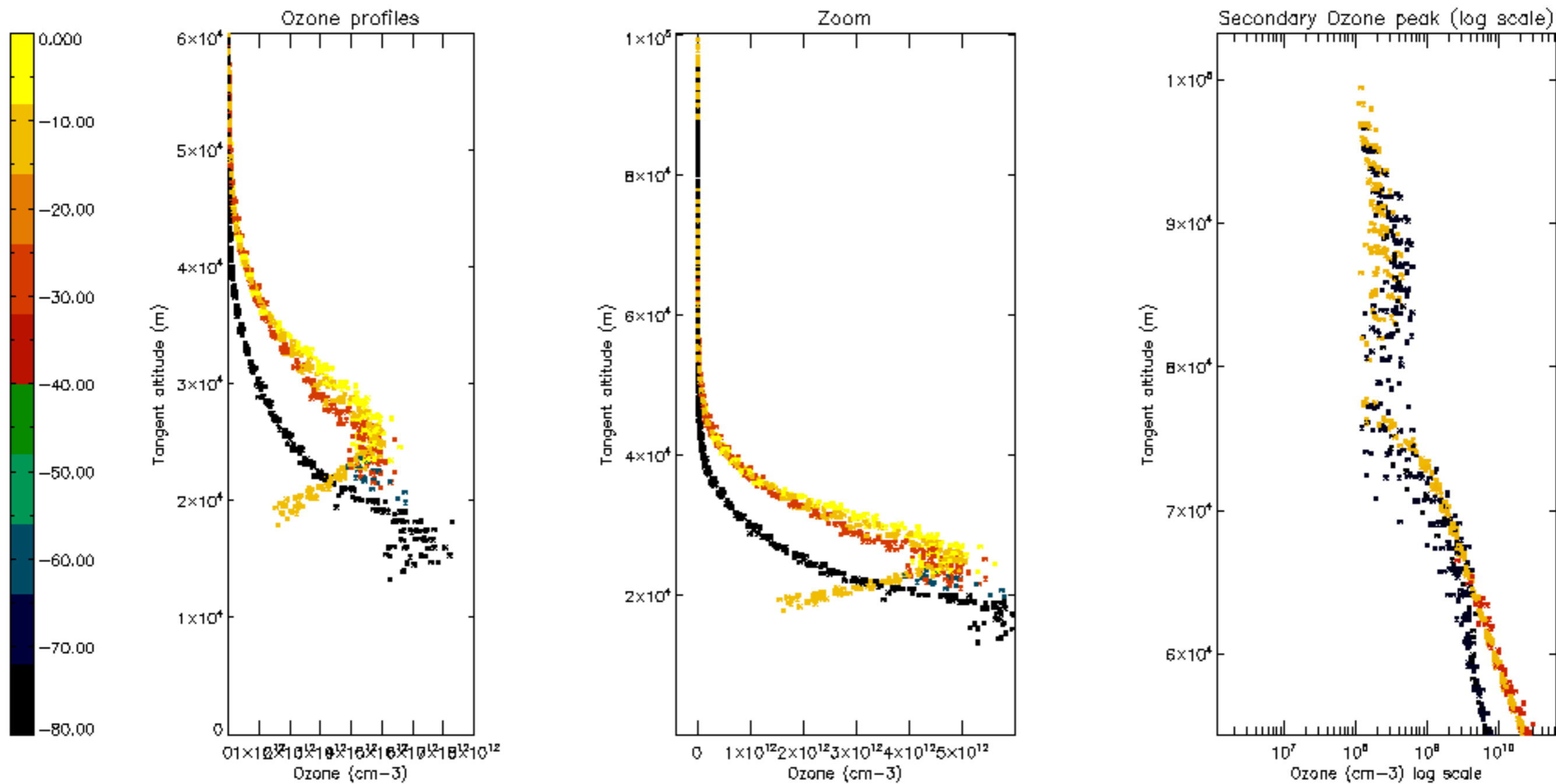


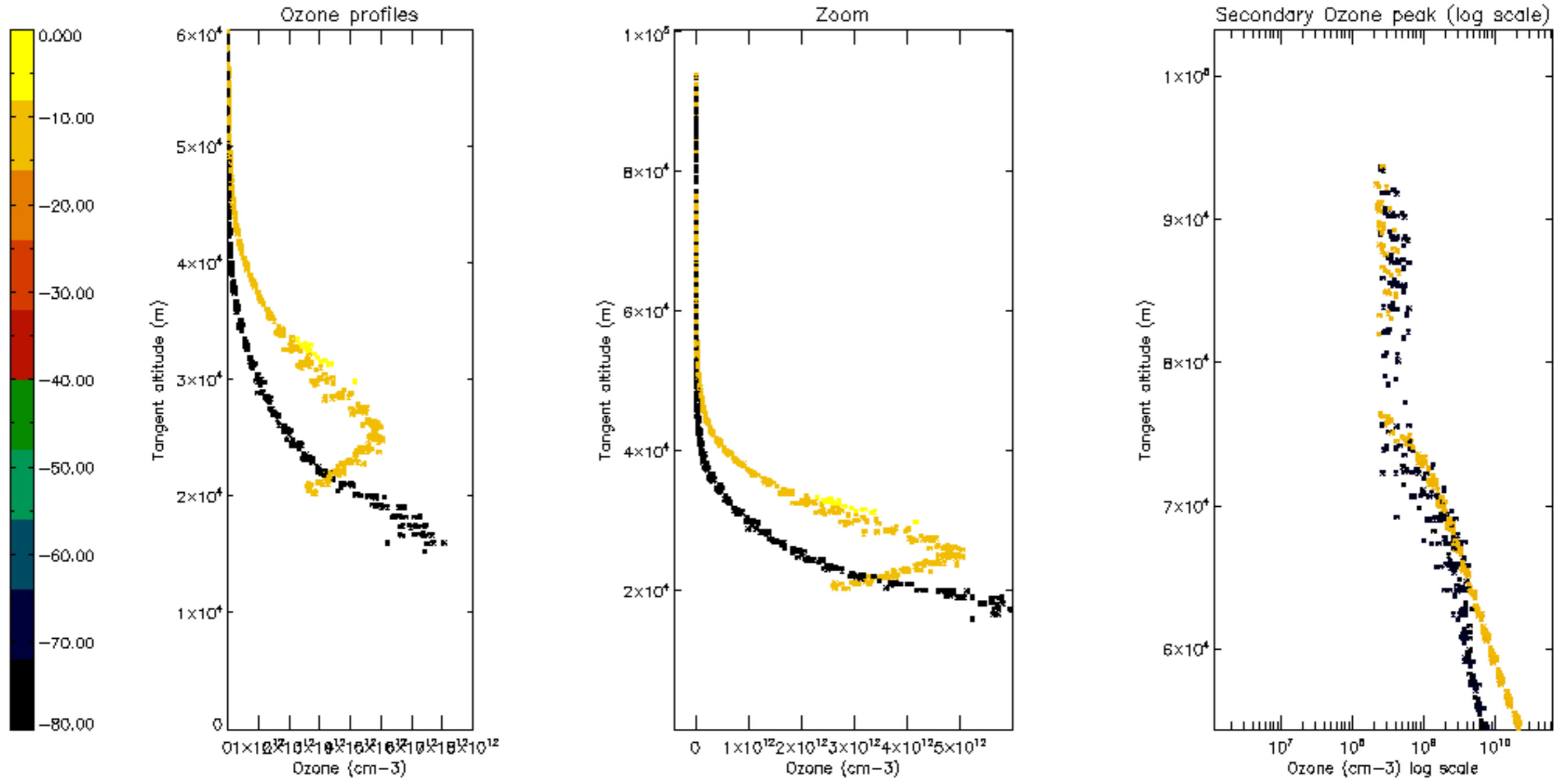
Percentage of saturation errors per profile

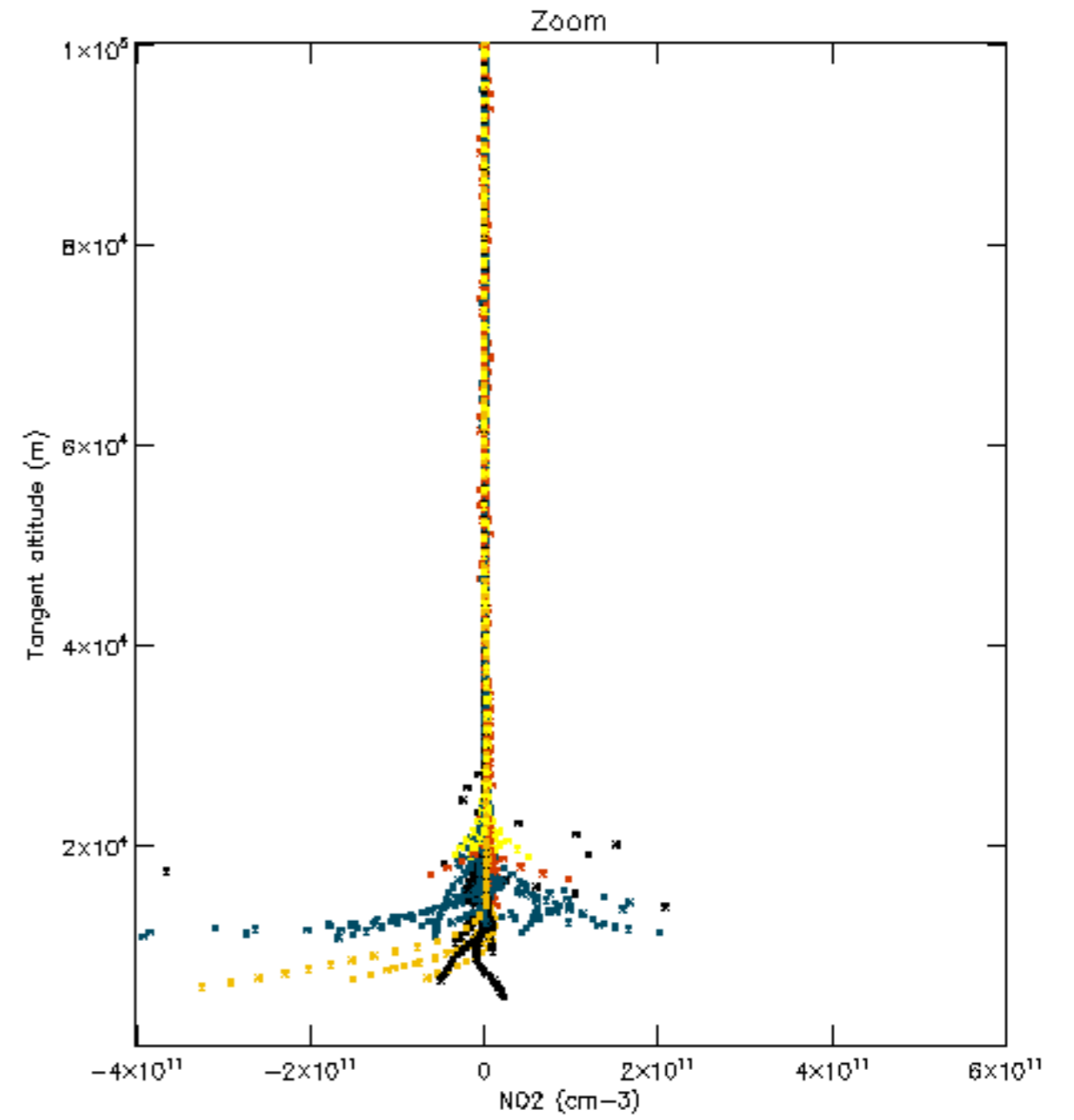
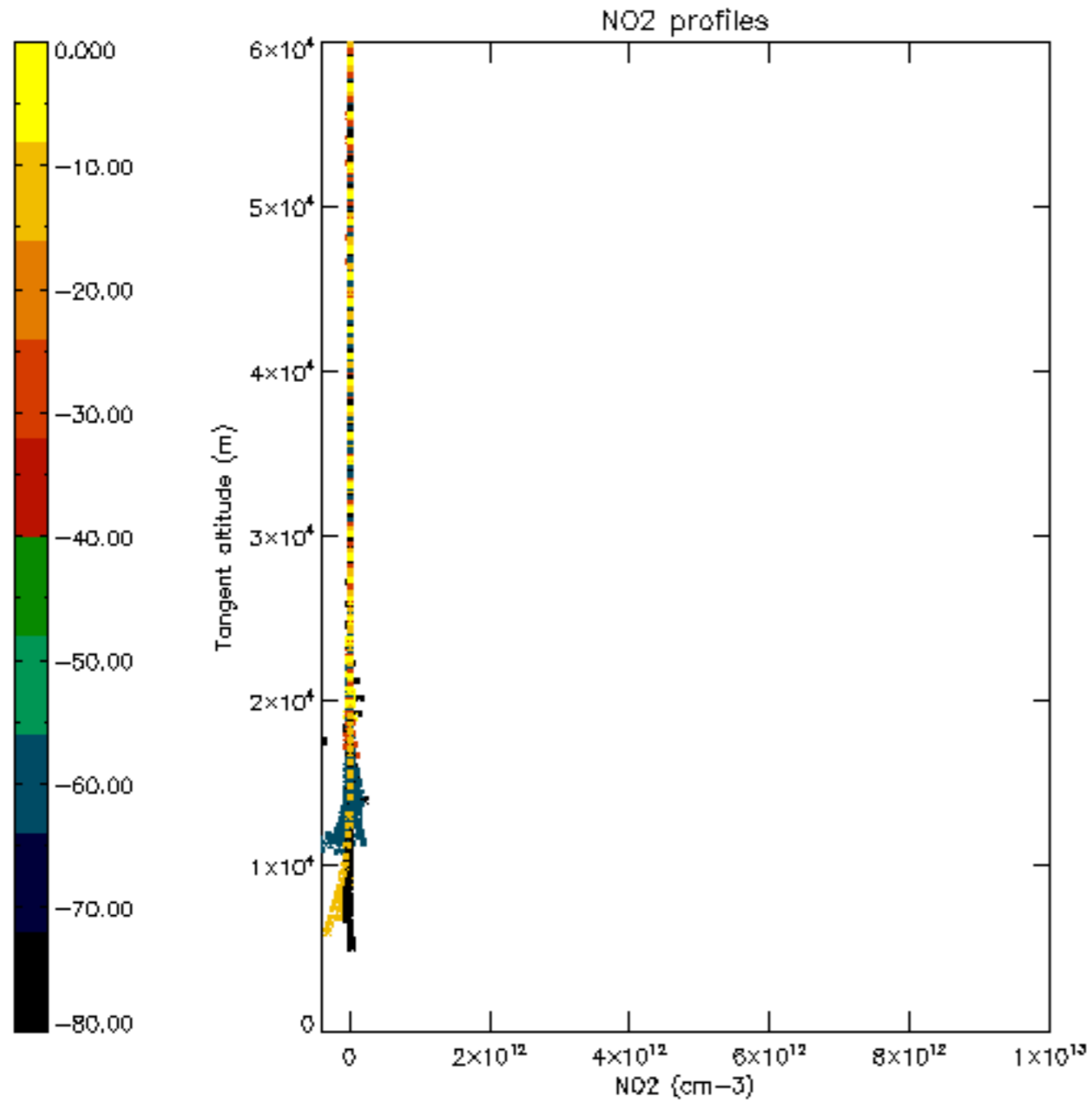


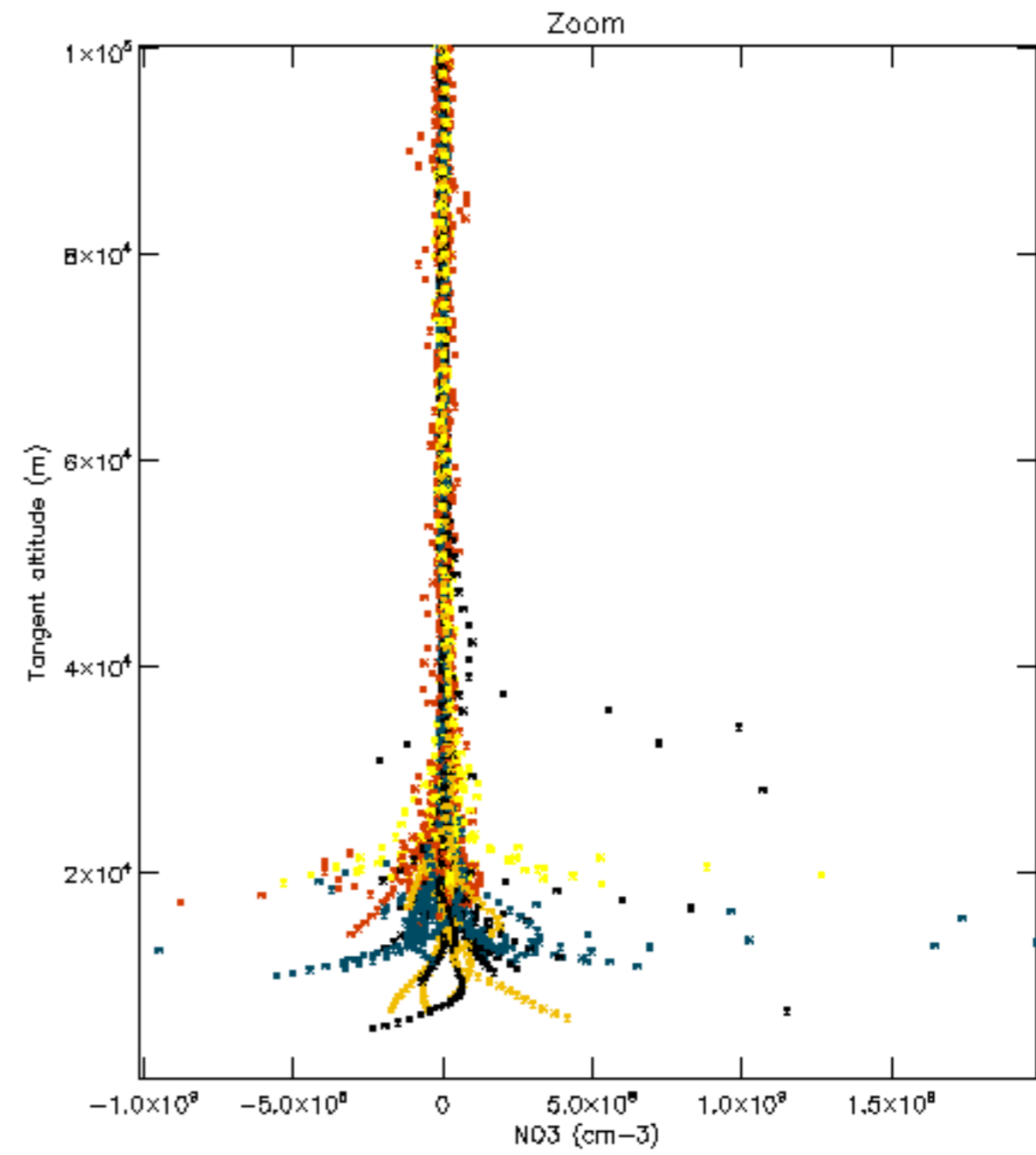
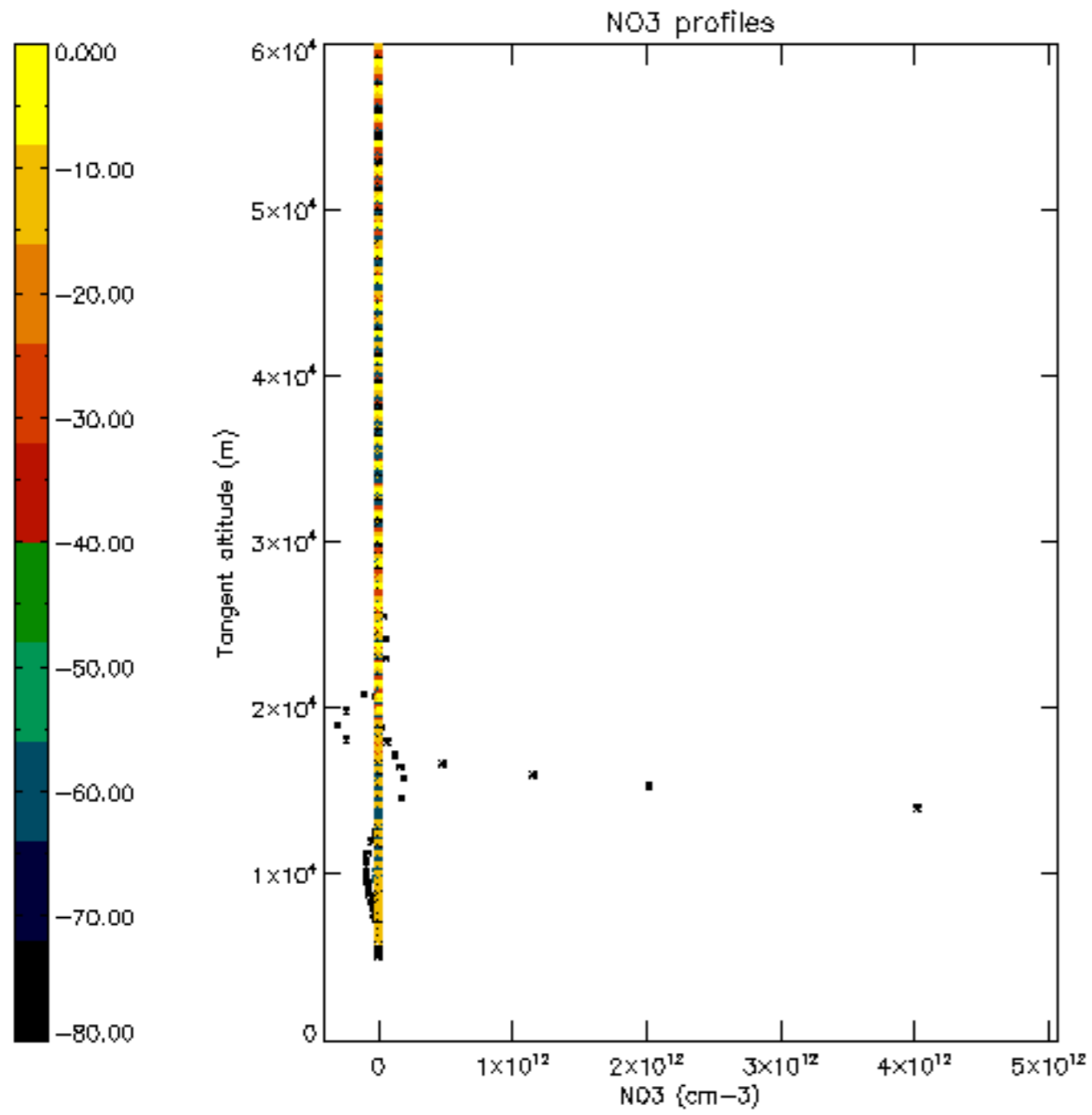


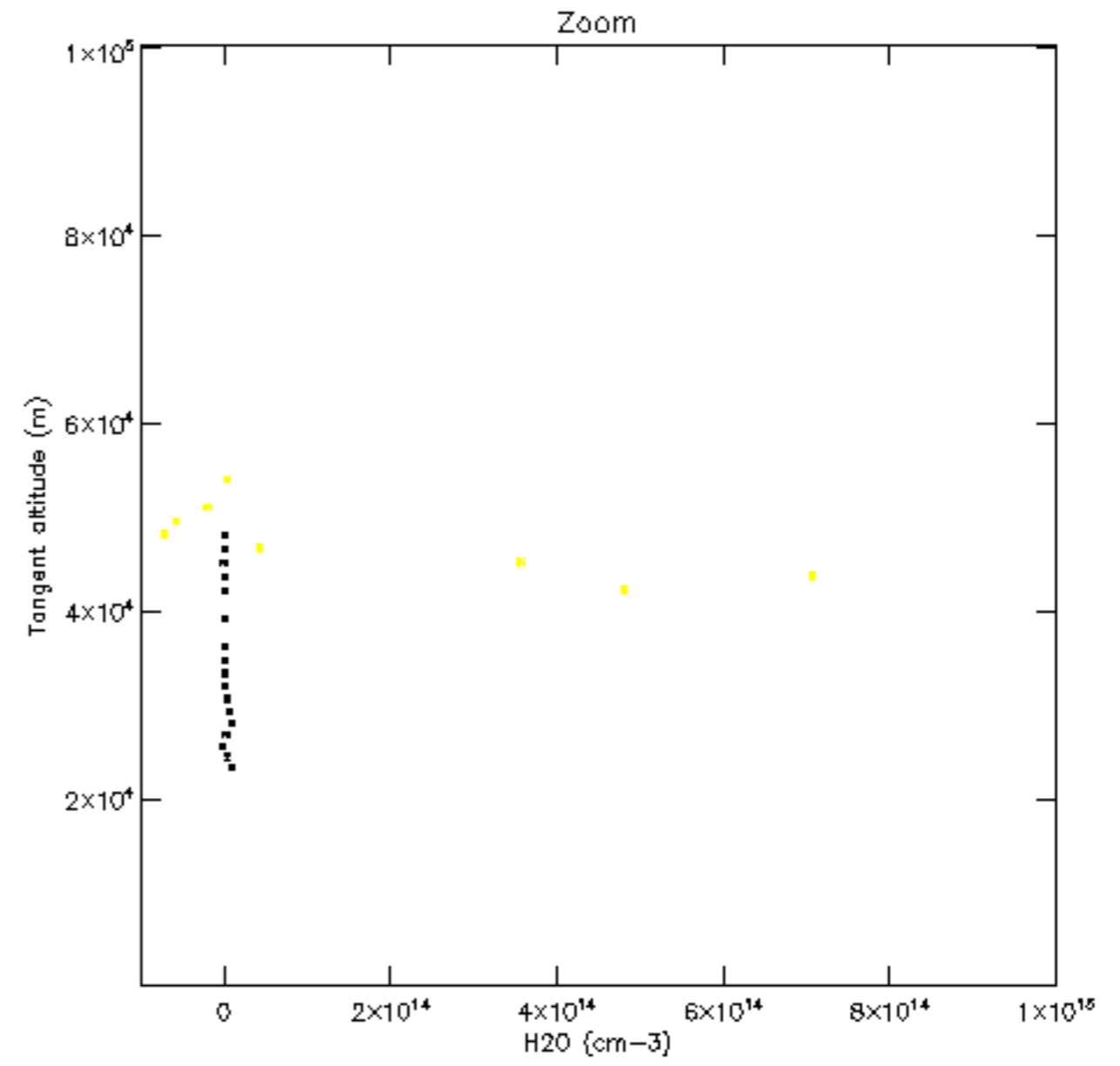
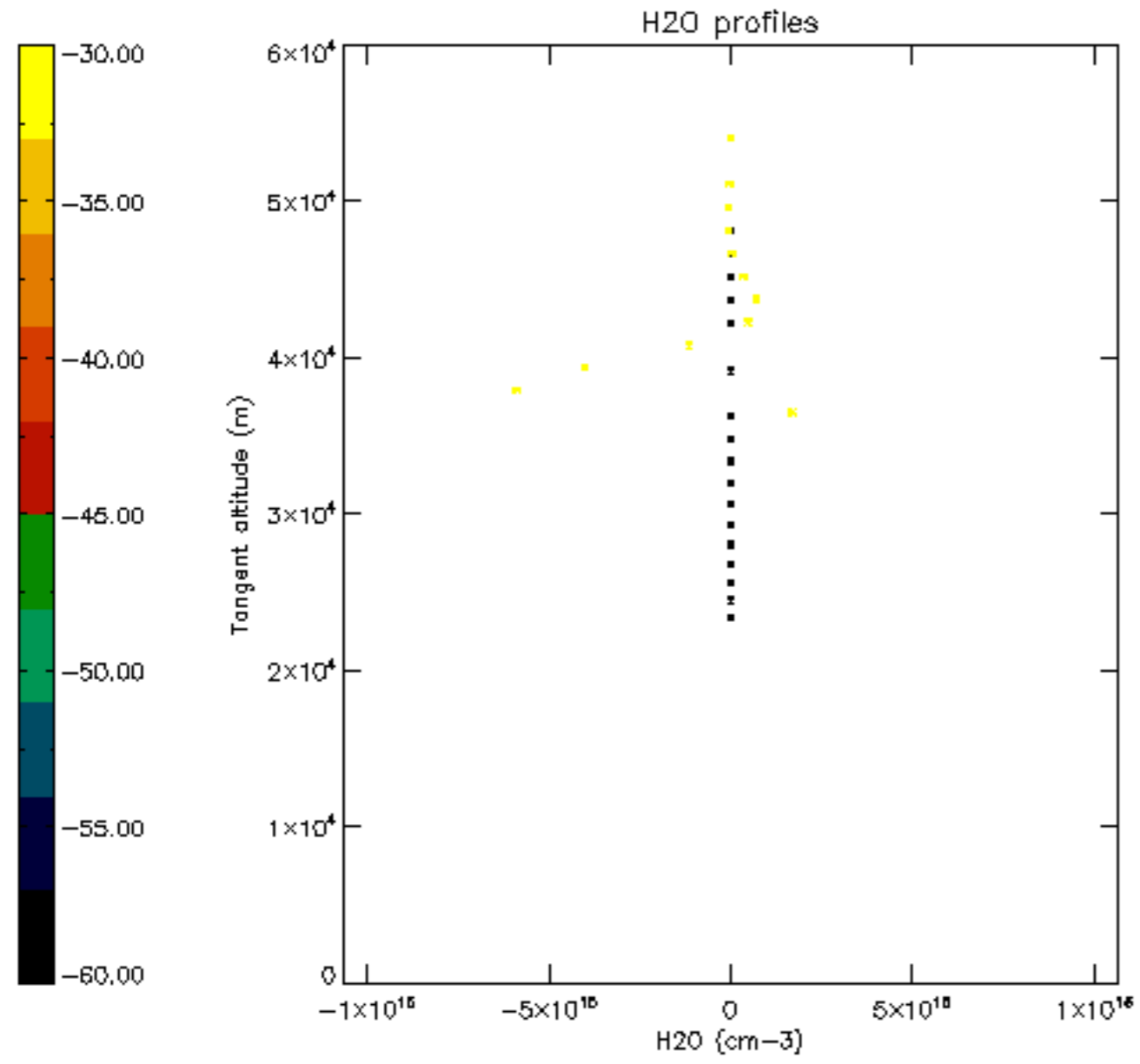


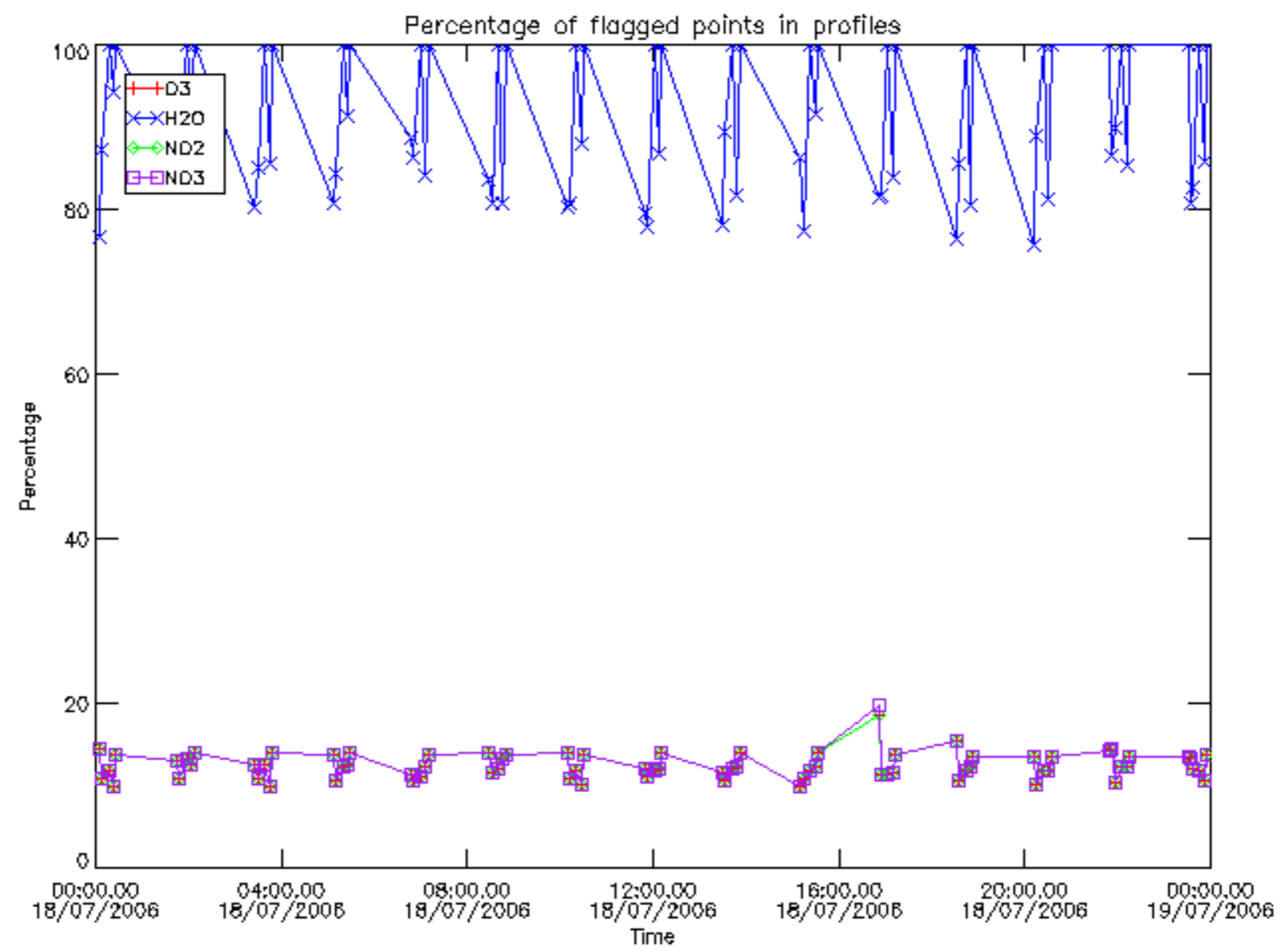




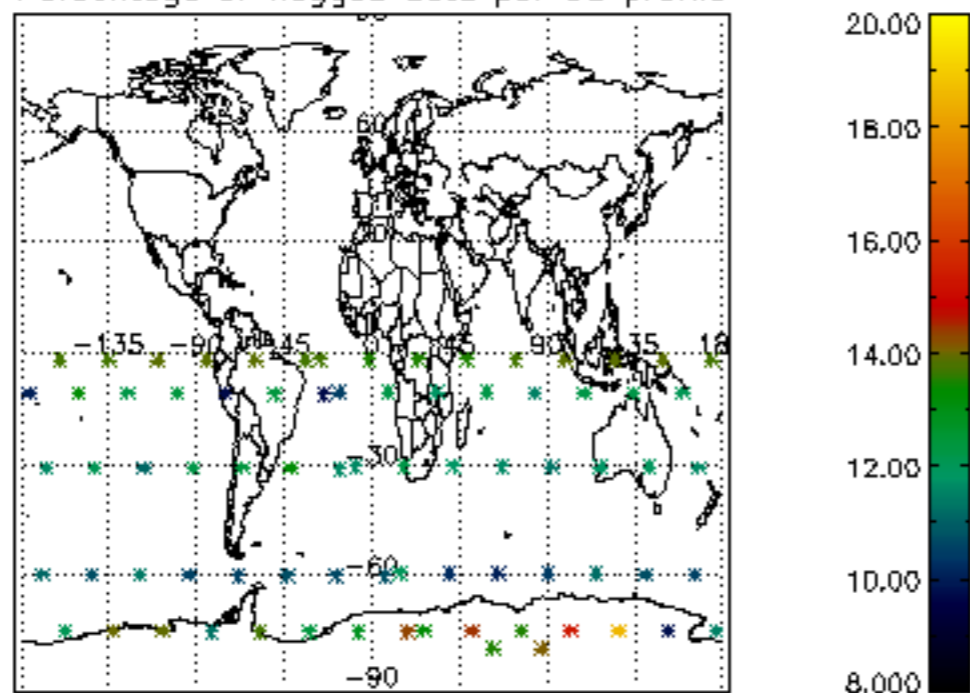




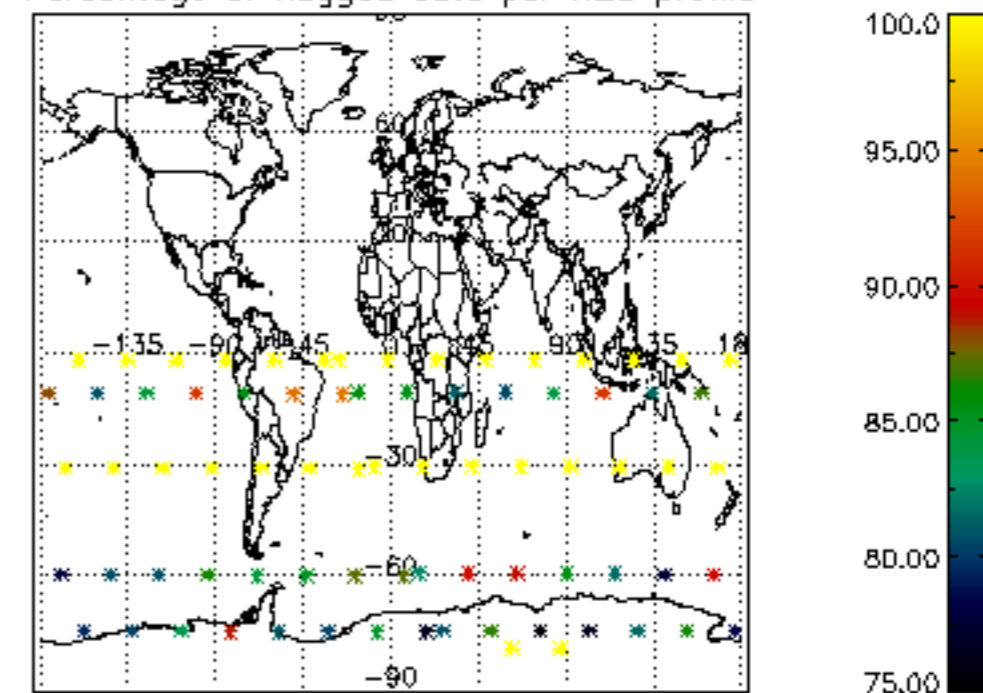




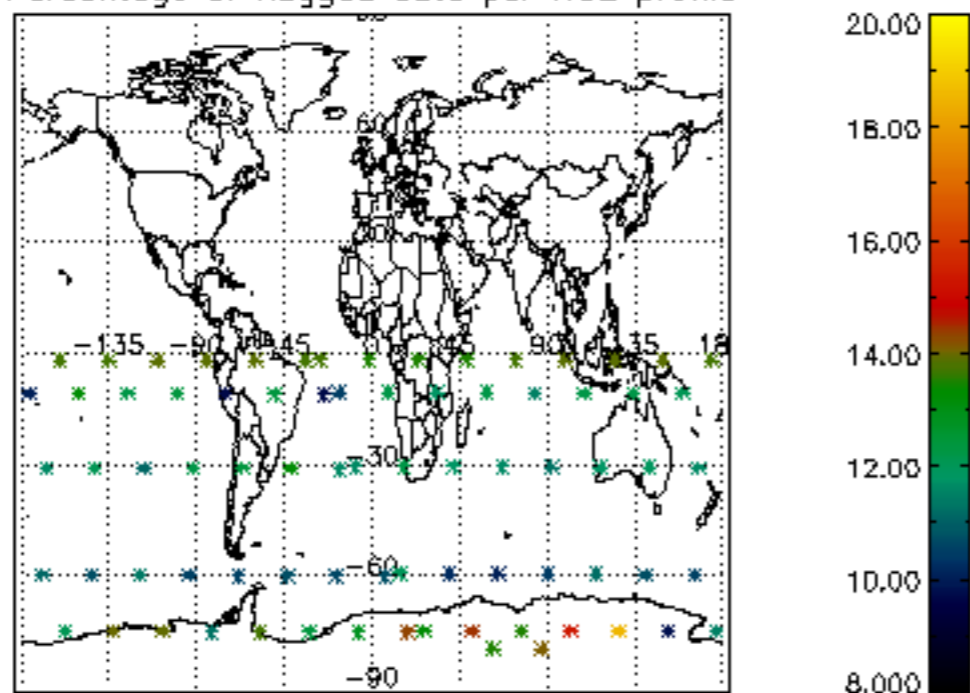
Percentage of flagged data per D3 profile



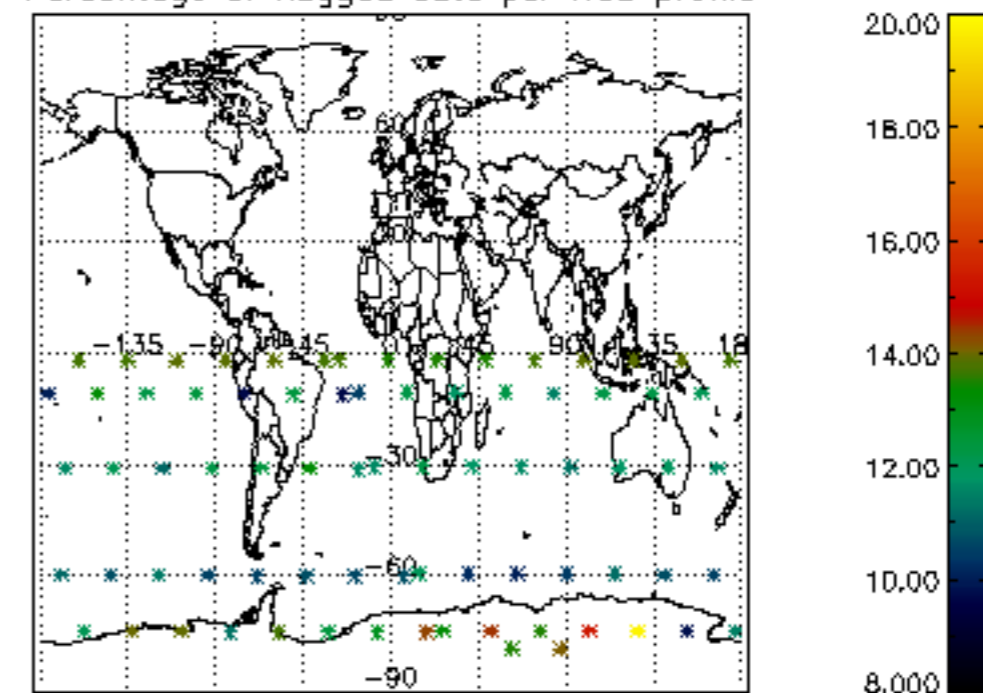
Percentage of flagged data per H2O profile

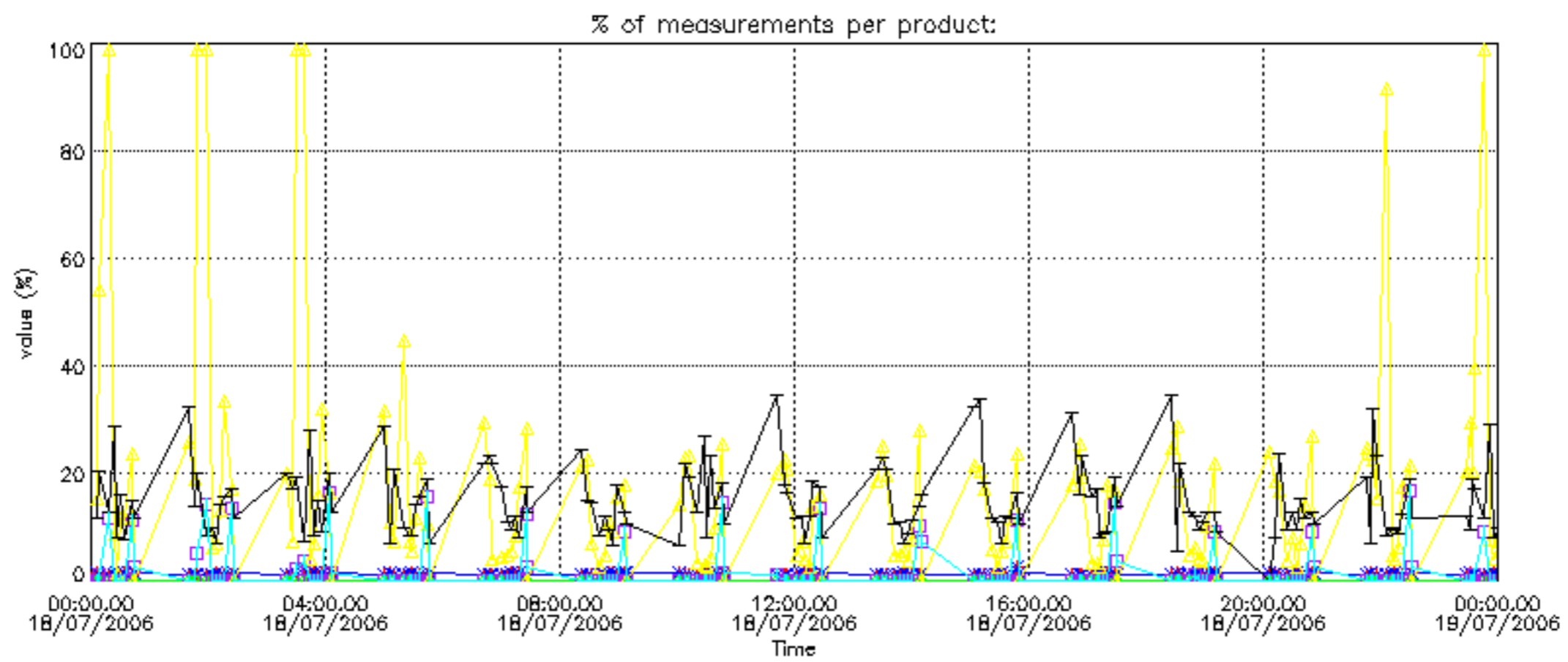
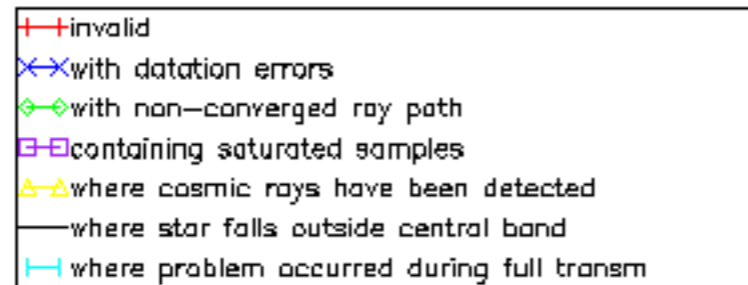


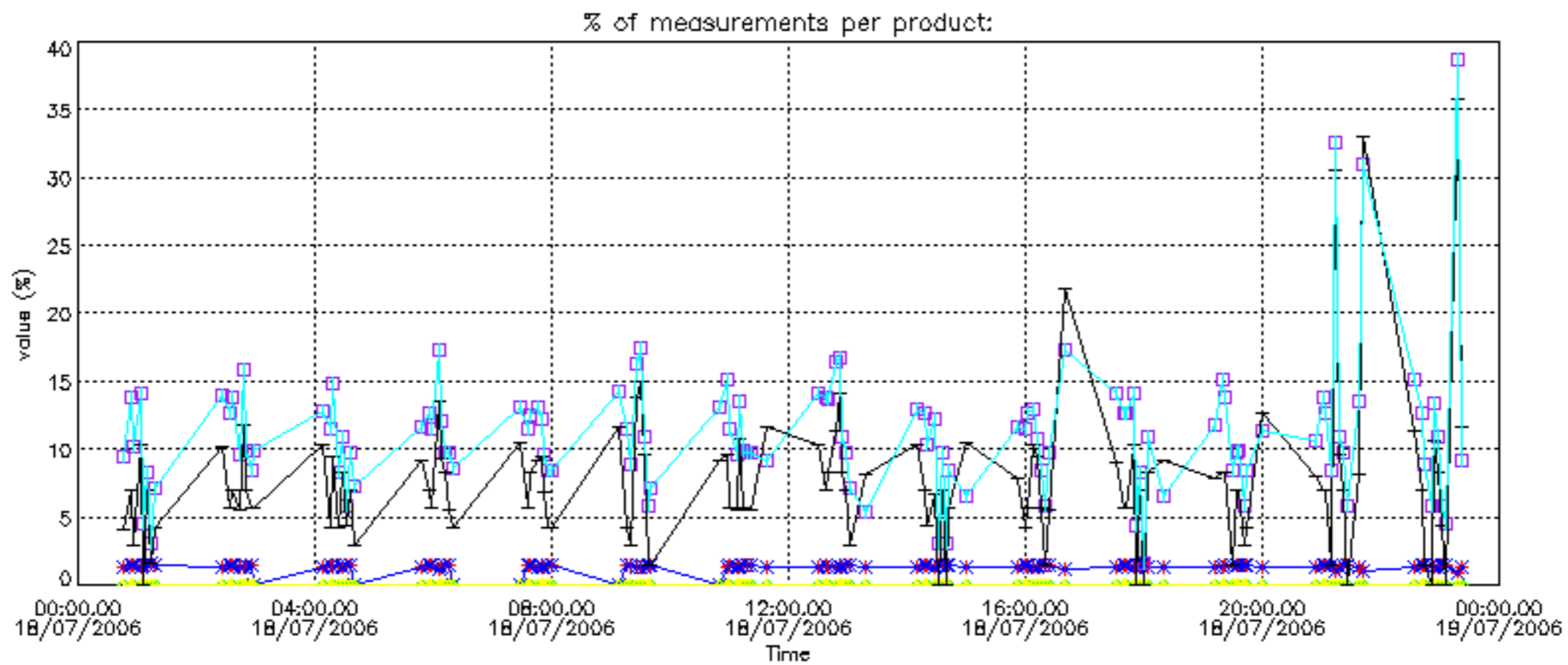
Percentage of flagged data per NO2 profile



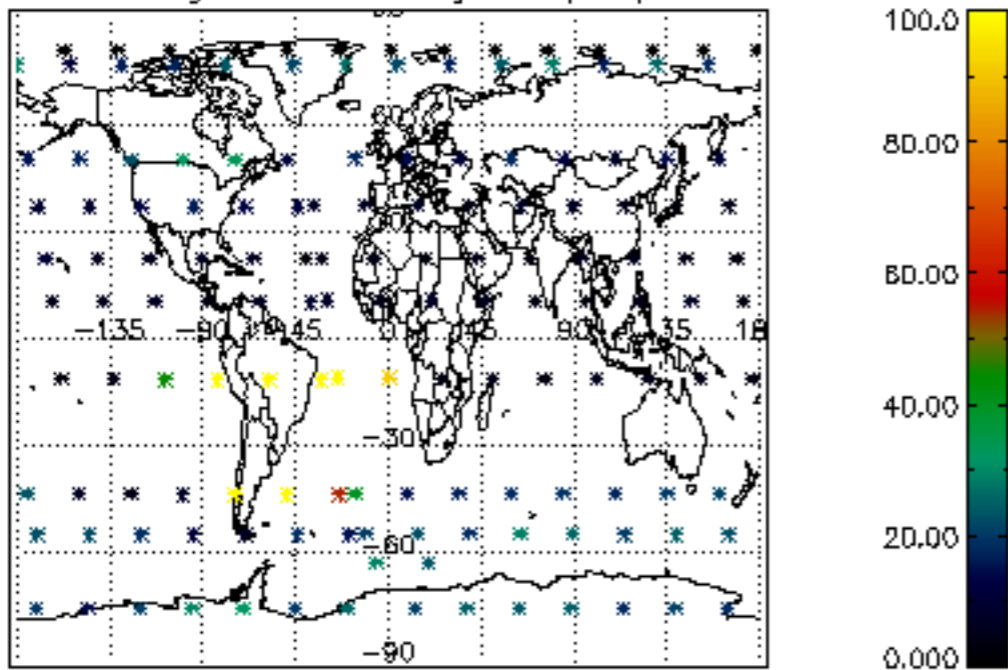
Percentage of flagged data per NO3 profile



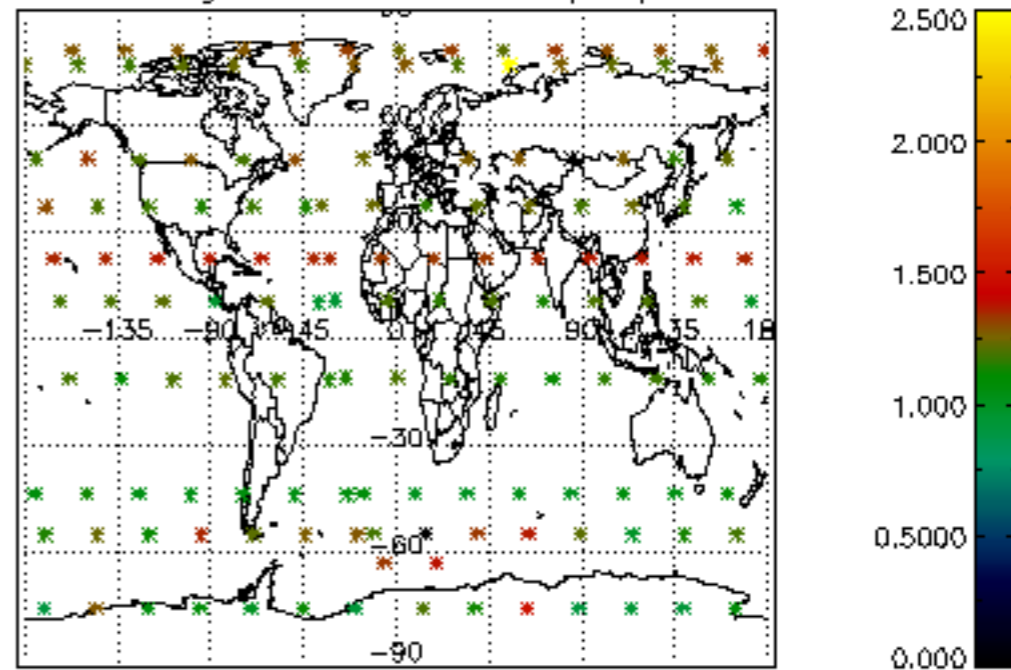




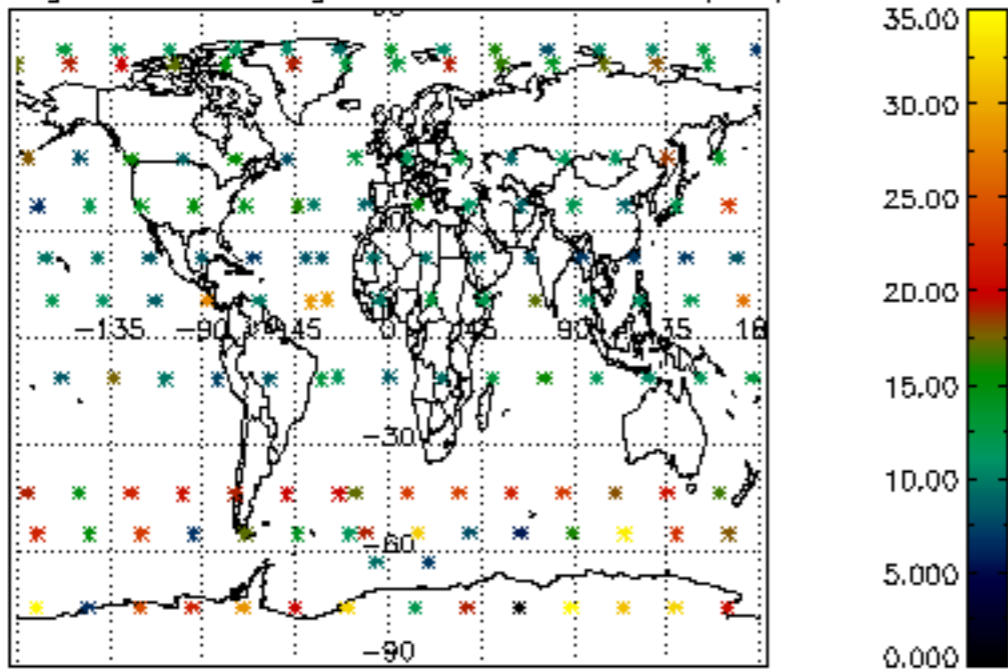
Percentage of cosmic ray hits per profile



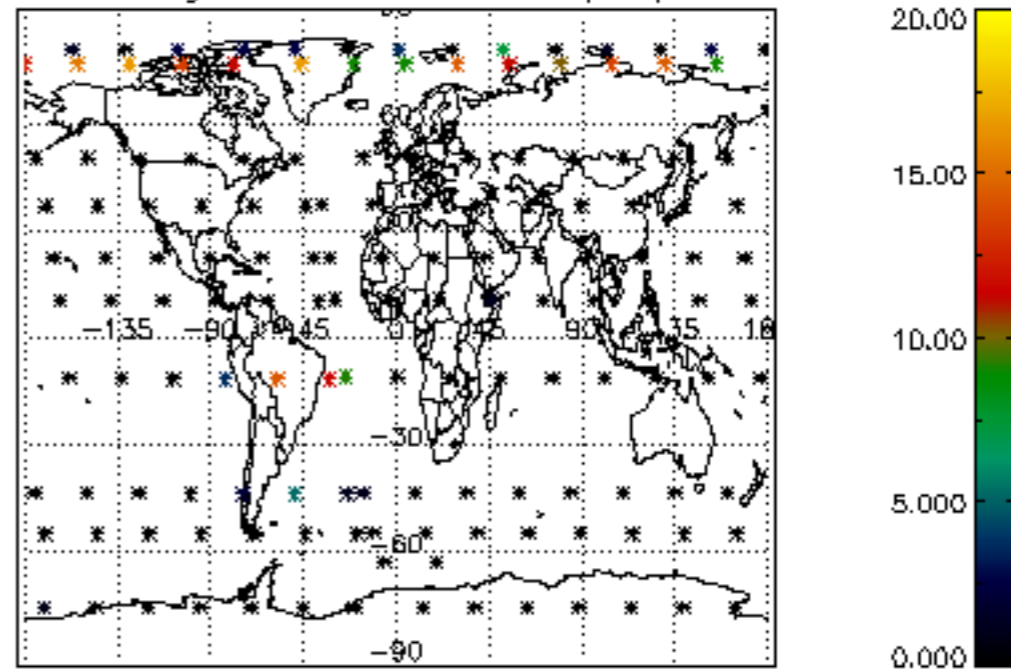
Percentage of datation errors per profile



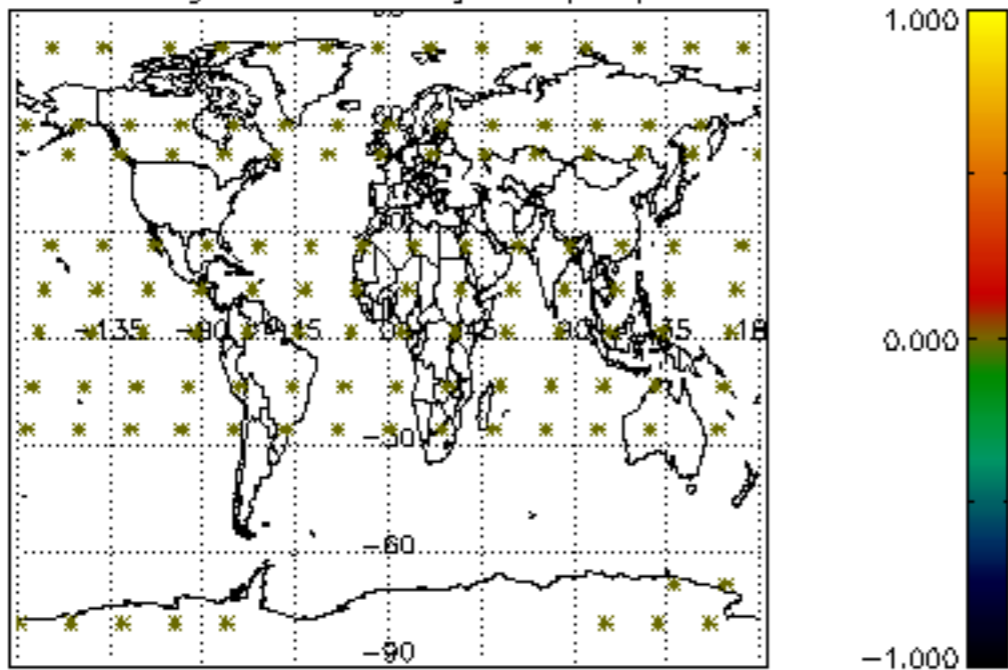
Percentage of star falling outside central band per profile



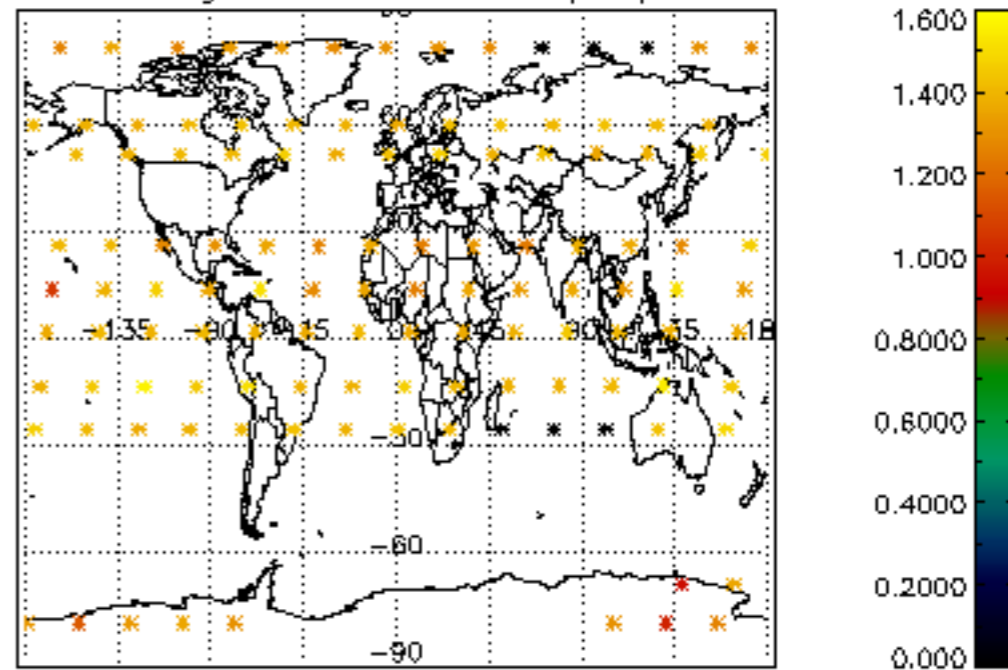
Percentage of saturation errors per profile



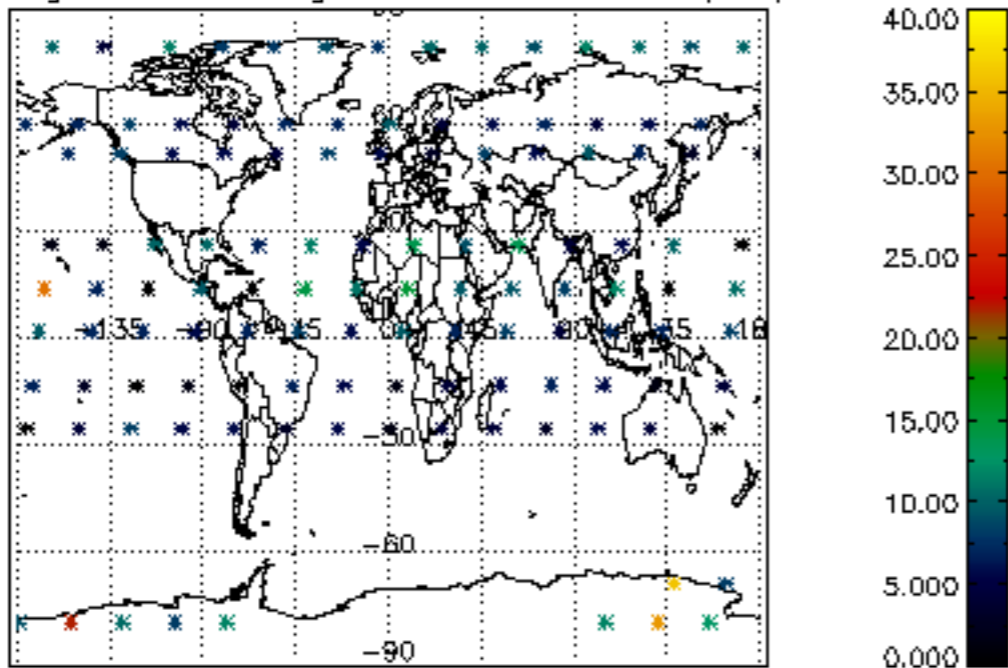
Percentage of cosmic ray hits per profile



Percentage of datation errors per profile



Percentage of star falling outside central band per profile



Percentage of saturation errors per profile

