

# GOMOS Level 2 Daily Report

## SUMMARY

### [1. General Info](#)

### [2. Summary of processed GOM\\_NL\\_2P products](#)

### [3. Level 2 Quality information per product](#)

#### [3.1 Plot of level 2 quality information per product \(time dependant\)](#)

#### [3.2 Plot of level 2 quality information per product \(world map\)](#)

### [4. Level 1 Quality information per product \(stored on level 2 products\)](#)

#### [4.1 Plot of level 1 quality information per product \(time dependant\)](#)

##### [4.1.1 Plot of level 1 quality information per product \(time dependant\): ASCENDING](#)

##### [4.1.2 Plot of level 1 quality information per product \(time dependant\): DESCENDING](#)

#### [4.2 Plot of level 1 quality information per product \(world map\)](#)

##### [4.2.1 Plot of level 1 quality information per product \(world map\): ASCENDING](#)

##### [4.2.2 Plot of level 1 quality information per product \(world map\): DESCENDING](#)

### [5. Ozone profiles based on quality statistics and other trace gas profiles](#)

#### [5.1 Ozone statistics based on quality of products](#)

#### [5.2 Plot ozone profiles for all STD \(dark without errors\)](#)

#### [5.3 Plot ozone profiles where STD < 20% \(dark without errors\)](#)

#### [5.4. Plot ozone profiles where STD < 10% \(dark without errors\)](#)

#### [5.5. Plot ozone profiles where STD < 5% \(dark without errors\)](#)

#### [5.6 Plot NO2 profiles for all STD \(dark without errors\)](#)

#### [5.7 Plot NO3 profiles for all STD \(dark without errors\)](#)

#### [5.8 Plot H2O profiles \(only for occultations of stars 1,2,3,4,13,14,16,26,63 dark without errors\) for all STD](#)

### [6. Auxiliary Data Files used for the production reported in section 2](#)

This report presents the daily analysis on parameters extracted from GOMOS level 2 data (GOM\_NL\_\_2P). It is intended to monitor some important parameters that will impact the quality of these products. A list of level 2 products (and content) that have arrived during the reporting day to the PCF is also given.

Item	Value
Time of report generation	24APR2013 01:45:16
Data source version	GOMOS/6.01
Start time of products	14-07-2006 (14JUL2006 00:00:00)
Stop time of products	15-07-2006 (15JUL2006 00:00:00)
Store outputs in DB	Yes
Nb of level 2 prods	239
Nb of prods with errors	0

## 2. Summary of processed GOM\_NL\_\_2P products.

Nr	Filename	UTC Start time	Limb	Duration	Star Id	Star Name	Star Mag	Star Temp	Nb Meas	Orbit	Prod. error
1	GOM_NL__2PRFIN20060714_000311_000000342049_00245_22844_9959.N1	14-JUL-2006 00:03:11	Bright	34.000	49	1Alp UMi	1.9900	6300.0	68	22844	No
2	GOM_NL__2PRFIN20060714_002419_000000452049_00245_22844_9960.N1	14-JUL-2006 00:24:19	Twilight	45.000	13	87Alp Tau	0.86700	3800.0	90	22844	No
3	GOM_NL__2PRFIN20060714_003039_000000382049_00245_22844_9961.N1	14-JUL-2006 00:30:39	Dark	37.500	7	19Bet Ori	0.10000	14000.	75	22844	No
4	GOM_NL__2PRFIN20060714_003336_000000482049_00245_22844_9962.N1	14-JUL-2006 00:33:36	Dark	47.500	165	34Gam Eri	2.9500	3200.0	95	22844	No
5	GOM_NL__2PRFIN20060714_004841_000000522049_00246_22845_9946.N1	14-JUL-2006 00:48:41	Dark	51.500	9	Alp Eri	0.45300	24000.	103	22845	No
6	GOM_NL__2PRFIN20060714_005223_000000372049_00246_22845_9947.N1	14-JUL-2006 00:52:23	Dark	37.000	135	Bet Hyi	2.8200	5800.0	74	22845	No
7	GOM_NL__2PRFIN20060714_005613_000000432049_00246_22845_9948.N1	14-JUL-2006 00:56:13	Straylight	42.500	148	Alp Tuc	2.8780	4100.0	85	22845	No
8	GOM_NL__2PRFIN20060714_010010_000000392049_00246_22845_9949.N1	14-JUL-2006 01:00:10	Straylight	39.000	45	Alp Pav	1.9400	26000.	78	22845	No
9	GOM_NL__2PRFIN20060714_010730_000000392049_00246_22845_9950.N1	14-JUL-2006 01:07:30	Tw_i_and_stray	39.000	85	Kap Sco	2.4070	28000.	78	22845	No
10	GOM_NL__2PRFIN20060714_010906_000000452049_00246_22845_9951.N1	14-JUL-2006 01:09:06	Bright	45.000	103	38Zet Sgr	2.6000	9700.0	90	22845	No
11	GOM_NL__2PRFIN20060714_011047_000000372049_00246_22845_9952.N1	14-JUL-2006 01:10:47	Bright	37.000	137	22Lam Sgr	2.8240	4400.0	74	22845	No
12	GOM_NL__2PRFIN20060714_011935_000000352049_00246_22845_9953.N1	14-JUL-2006 01:19:35	Bright	35.000	126	60Bet Oph	2.7700	4250.0	70	22845	No
13	GOM_NL__2PRFIN20060714_012152_000000372049_00246_22845_9954.N1	14-JUL-2006 01:21:52	Bright	37.000	59	55Alp Oph	2.0800	8900.0	74	22845	No
14	GOM_NL__2PRFIN20060714_012742_000000382049_00246_22845_9955.N1	14-JUL-2006 01:27:42	Bright	37.500	133	40Zet Her	2.8070	6000.0	75	22845	No
15	GOM_NL__2PRFIN20060714_013248_000000342049_00246_22845_9956.N1	14-JUL-2006 01:32:48	Bright	34.000	69	33Gam Dra	2.2310	3800.0	68	22845	No
16	GOM_NL__2PRFIN20060714_013555_000000472049_00246_22845_9957.N1	14-JUL-2006 01:35:55	Bright	46.500	119	14Eta Dra	2.7270	4700.0	93	22845	No
17	GOM_NL__2PRFIN20060714_014007_000000362049_00246_22845_9958.N1	14-JUL-2006 01:40:07	Bright	36.000	60	7Bet UMi	2.0810	3950.0	72	22845	No
18	GOM_NL__2PRFIN20060714_014347_000000352049_00246_22845_9959.N1	14-JUL-2006 01:43:47	Bright	35.000	49	1Alp UMi	1.9900	6300.0	70	22845	No
19	GOM_NL__2PRFIN20060714_020455_000000482049_00246_22845_9960.N1	14-JUL-2006 02:04:55	Twilight	47.500	13	87Alp Tau	0.86700	3800.0	95	22845	No
20	GOM_NL__2PRFIN20060714_021116_000000362049_00246_22845_9961.N1	14-JUL-2006 02:11:16	Dark	35.500	7	19Bet Ori	0.10000	14000.	71	22845	No
21	GOM_NL__2PRFIN20060714_021412_000000442049_00246_22845_9962.N1	14-JUL-2006 02:14:12	Dark	44.000	165	34Gam Eri	2.9500	3200.0	88	22845	No
22	GOM_NL__2PRFIN20060714_022917_000000522049_00247_22846_9946.N1	14-JUL-2006 02:29:17	Dark	52.000	9	Alp Eri	0.45300	24000.	104	22846	No
23	GOM_NL__2PRFIN20060714_023300_000000372049_00247_22846_9947.N1	14-JUL-2006 02:33:00	Dark	36.500	135	Bet Hyi	2.8200	5800.0	73	22846	No
24	GOM_NL__2PRFIN20060714_023650_000000442049_00247_22846_9948.N1	14-JUL-2006 02:36:50	Straylight	44.000	148	Alp Tuc	2.8780	4100.0	88	22846	No
25	GOM_NL__2PRFIN20060714_024047_000000432049_00247_22846_9949.N1	14-JUL-2006 02:40:47	Straylight	42.500	45	Alp Pav	1.9400	26000.	85	22846	No
26	GOM_NL__2PRFIN20060714_024806_000000392049_00247_22846_9950.N1	14-JUL-2006 02:48:06	Tw_i_and_stray	38.500	85	Kap Sco	2.4070	28000.	77	22846	No
27	GOM_NL__2PRFIN20060714_024942_000000442049_00247_22846_9951.N1	14-JUL-2006 02:49:42	Bright	44.000	103	38Zet Sgr	2.6000	9700.0	88	22846	No
28	GOM_NL__2PRFIN20060714_025123_000000412049_00247_22846_9952.N1	14-JUL-2006 02:51:23	Bright	40.500	137	22Lam Sgr	2.8240	4400.0	81	22846	No
29	GOM_NL__2PRFIN20060714_030011_000000362049_00247_22846_9953.N1	14-JUL-2006 03:00:11	Bright	35.500	126	60Bet Oph	2.7700	4250.0	71	22846	No
30	GOM_NL__2PRFIN20060714_030228_000000372049_00247_22846_9954.N1	14-JUL-2006 03:02:28	Bright	37.000	59	55Alp Oph	2.0800	8900.0	74	22846	No
31	GOM_NL__2PRFIN20060714_030818_000000342049_00247_22846_9955.N1	14-JUL-2006 03:08:18	Bright	34.000	133	40Zet Her	2.8070	6000.0	68	22846	No
32	GOM_NL__2PRFIN20060714_031324_000000362049_00247_22846_9956.N1	14-JUL-2006 03:13:24	Bright	35.500	69	33Gam Dra	2.2310	3800.0	71	22846	No
33	GOM_NL__2PRFIN20060714_031631_000000362049_00247_22846_9957.N1	14-JUL-2006 03:16:31	Bright	36.000	119	14Eta Dra	2.7270	4700.0	72	22846	No
34	GOM_NL__2PRFIN20060714_032043_000000332049_00247_22846_9958.N1	14-JUL-2006 03:20:43	Bright	32.500	60	7Bet UMi	2.0810	3950.0	65	22846	No
35	GOM_NL__2PRFIN20060714_032423_000000342049_00247_22846_9959.N1	14-JUL-2006 03:24:23	Bright	33.500	49	1Alp UMi	1.9900	6300.0	67	22846	No
36	GOM_NL__2PRFIN20060714_034532_000000432049_00247_22846_9960.N1	14-JUL-2006 03:45:32	Twilight	42.500	13	87Alp Tau	0.86700	3800.0	85	22846	No
37	GOM_NL__2PRFIN20060714_035152_000000362049_00247_22846_9961.N1	14-JUL-2006 03:51:52	Dark	36.000	7	19Bet Ori	0.10000	14000.	72	22846	No
38	GOM_NL__2PRFIN20060714_035449_000000472049_00247_22846_9962.N1	14-JUL-2006 03:54:49	Dark	47.000	165	34Gam Eri	2.9500	3200.0	94	22846	No
39	GOM_NL__2PRFIN20060714_040954_000000532049_00248_22847_9946.N1	14-JUL-2006 04:09:54	Dark	52.500	9	Alp Eri	0.45300	24000.	105	22847	No
40	GOM_NL__2PRFIN20060714_041336_000000372049_00248_22847_9947.N1	14-JUL-2006 04:13:36	Dark	36.500	135	Bet Hyi	2.8200	5800.0	73	22847	No
41	GOM_NL__2PRFIN20060714_041726_000000422049_00248_22847_9948.N1	14-JUL-2006 04:17:26	Straylight	42.000	148	Alp Tuc	2.8780	4100.0	84	22847	No
42	GOM_NL__2PRFIN20060714_042123_000000392049_00248_22847_9949.N1	14-JUL-2006 04:21:23	Straylight	39.000	45	Alp Pav	1.9400	26000.	78	22847	No

43	GOM_NL__2PRFIN20060714_042842_000000382049_00248_22847_9950.N1	14-JUL-2006 04:28:42	Twilight	37.500	85	Kap Sco	2.4070	28000.	75	22847	No
44	GOM_NL__2PRFIN20060714_043018_000000382049_00248_22847_9951.N1	14-JUL-2006 04:30:18	Bright	38.000	103	38Zet Sgr	2.6000	9700.0	76	22847	No
45	GOM_NL__2PRFIN20060714_043159_000000382049_00248_22847_9952.N1	14-JUL-2006 04:31:59	Bright	37.500	137	22Lam Sgr	2.8240	4400.0	75	22847	No
46	GOM_NL__2PRFIN20060714_044047_000000362049_00248_22847_9953.N1	14-JUL-2006 04:40:47	Bright	35.500	126	60Bet Oph	2.7700	4250.0	71	22847	No
47	GOM_NL__2PRFIN20060714_044305_000000362049_00248_22847_9954.N1	14-JUL-2006 04:43:05	Bright	35.500	59	55Alp Oph	2.0800	8900.0	71	22847	No
48	GOM_NL__2PRFIN20060714_044855_000000522049_00248_22847_9955.N1	14-JUL-2006 04:48:55	Bright	52.000	133	40Zet Her	2.8070	6000.0	104	22847	No
49	GOM_NL__2PRFIN20060714_045400_000000362049_00248_22847_9956.N1	14-JUL-2006 04:54:00	Bright	35.500	69	33Gam Dra	2.2310	3800.0	71	22847	No
50	GOM_NL__2PRFIN20060714_045707_000000332049_00248_22847_9957.N1	14-JUL-2006 04:57:07	Bright	32.500	119	14Eta Dra	2.7270	4700.0	65	22847	No
51	GOM_NL__2PRFIN20060714_050120_000000332049_00248_22847_9958.N1	14-JUL-2006 05:01:20	Bright	33.000	60	7Bet UMi	2.0810	3950.0	66	22847	No
52	GOM_NL__2PRFIN20060714_050459_000000342049_00248_22847_9959.N1	14-JUL-2006 05:04:59	Bright	34.000	49	1Alp UMi	1.9900	6300.0	68	22847	No
53	GOM_NL__2PRFIN20060714_052608_000000472049_00248_22847_9960.N1	14-JUL-2006 05:26:08	Twilight	47.000	13	87Alp Tau	0.86700	3800.0	94	22847	No
54	GOM_NL__2PRFIN20060714_053228_000000402049_00248_22847_9961.N1	14-JUL-2006 05:32:28	Dark	39.500	7	19Bet Ori	0.10000	14000.	79	22847	No
55	GOM_NL__2PRFIN20060714_053525_000000492049_00248_22847_9962.N1	14-JUL-2006 05:35:25	Dark	49.000	165	34Gam Eri	2.9500	3200.0	98	22847	No
56	GOM_NL__2PRFIN20060714_055031_000000432049_00249_22848_9946.N1	14-JUL-2006 05:50:31	Dark	43.000	9	Alp Eri	0.45300	24000.	86	22848	No
57	GOM_NL__2PRFIN20060714_055412_000000372049_00249_22848_9947.N1	14-JUL-2006 05:54:12	Dark	37.000	135	Bet Hyi	2.8200	5800.0	74	22848	No
58	GOM_NL__2PRFIN20060714_055803_000000422049_00249_22848_9948.N1	14-JUL-2006 05:58:03	Straylight	42.000	148	Alp Tuc	2.8780	4100.0	84	22848	No
59	GOM_NL__2PRFIN20060714_060159_000000392049_00249_22848_9949.N1	14-JUL-2006 06:01:59	Straylight	39.000	45	Alp Pav	1.9400	26000.	78	22848	No
60	GOM_NL__2PRFIN20060714_060919_000000402049_00249_22848_9950.N1	14-JUL-2006 06:09:19	Twilight	39.500	85	Kap Sco	2.4070	28000.	79	22848	No
61	GOM_NL__2PRFIN20060714_061054_000000522049_00249_22848_9951.N1	14-JUL-2006 06:10:54	Bright	51.500	103	38Zet Sgr	2.6000	9700.0	103	22848	No
62	GOM_NL__2PRFIN20060714_061236_000000392049_00249_22848_9952.N1	14-JUL-2006 06:12:36	Bright	38.500	137	22Lam Sgr	2.8240	4400.0	77	22848	No
63	GOM_NL__2PRFIN20060714_062123_000000362049_00249_22848_9953.N1	14-JUL-2006 06:21:23	Bright	36.000	126	60Bet Oph	2.7700	4250.0	72	22848	No
64	GOM_NL__2PRFIN20060714_062341_000000352049_00249_22848_9954.N1	14-JUL-2006 06:23:41	Bright	34.500	59	55Alp Oph	2.0800	8900.0	69	22848	No
65	GOM_NL__2PRFIN20060714_062931_000000352049_00249_22848_9955.N1	14-JUL-2006 06:29:31	Bright	35.000	133	40Zet Her	2.8070	6000.0	70	22848	No
66	GOM_NL__2PRFIN20060714_063436_000000382049_00249_22848_9956.N1	14-JUL-2006 06:34:36	Bright	38.000	69	33Gam Dra	2.2310	3800.0	76	22848	No
67	GOM_NL__2PRFIN20060714_063743_000000362049_00249_22848_9957.N1	14-JUL-2006 06:37:43	Bright	36.000	119	14Eta Dra	2.7270	4700.0	72	22848	No
68	GOM_NL__2PRFIN20060714_064156_000000362049_00249_22848_9958.N1	14-JUL-2006 06:41:56	Bright	35.500	60	7Bet UMi	2.0810	3950.0	71	22848	No
69	GOM_NL__2PRFIN20060714_064535_000000362049_00249_22848_9959.N1	14-JUL-2006 06:45:35	Bright	35.500	49	1Alp UMi	1.9900	6300.0	71	22848	No
70	GOM_NL__2PRFIN20060714_070644_000000492049_00249_22848_9960.N1	14-JUL-2006 07:06:44	Twilight	48.500	13	87Alp Tau	0.86700	3800.0	97	22848	No
71	GOM_NL__2PRFIN20060714_071304_000000392049_00249_22848_9961.N1	14-JUL-2006 07:13:04	Dark	38.500	7	19Bet Ori	0.10000	14000.	77	22848	No
72	GOM_NL__2PRFIN20060714_071602_000000482049_00249_22848_9962.N1	14-JUL-2006 07:16:02	Dark	48.000	165	34Gam Eri	2.9500	3200.0	96	22848	No
73	GOM_NL__2PRFIN20060714_073107_000000492049_00250_22849_9946.N1	14-JUL-2006 07:31:07	Dark	49.000	9	Alp Eri	0.45300	24000.	98	22849	No
74	GOM_NL__2PRFIN20060714_073449_000000372049_00250_22849_9947.N1	14-JUL-2006 07:34:49	Dark	37.000	135	Bet Hyi	2.8200	5800.0	74	22849	No
75	GOM_NL__2PRFIN20060714_073839_000000412049_00250_22849_9948.N1	14-JUL-2006 07:38:39	Straylight	41.000	148	Alp Tuc	2.8780	4100.0	82	22849	No
76	GOM_NL__2PRFIN20060714_074236_000000402049_00250_22849_9949.N1	14-JUL-2006 07:42:36	Straylight	40.000	45	Alp Pav	1.9400	26000.	80	22849	No
77	GOM_NL__2PRFIN20060714_074955_000000392049_00250_22849_9950.N1	14-JUL-2006 07:49:55	Twilight	39.000	85	Kap Sco	2.4070	28000.	78	22849	No
78	GOM_NL__2PRFIN20060714_075131_000000442049_00250_22849_9951.N1	14-JUL-2006 07:51:31	Bright	44.000	103	38Zet Sgr	2.6000	9700.0	88	22849	No
79	GOM_NL__2PRFIN20060714_075312_000000392049_00250_22849_9952.N1	14-JUL-2006 07:53:12	Bright	38.500	137	22Lam Sgr	2.8240	4400.0	77	22849	No
80	GOM_NL__2PRFIN20060714_080159_000000362049_00250_22849_9953.N1	14-JUL-2006 08:01:59	Bright	35.500	126	60Bet Oph	2.7700	4250.0	71	22849	No
81	GOM_NL__2PRFIN20060714_080417_000000352049_00250_22849_9954.N1	14-JUL-2006 08:04:17	Bright	34.500	59	55Alp Oph	2.0800	8900.0	69	22849	No
82	GOM_NL__2PRFIN20060714_081007_000000362049_00250_22849_9955.N1	14-JUL-2006 08:10:07	Bright	35.500	133	40Zet Her	2.8070	6000.0	71	22849	No
83	GOM_NL__2PRFIN20060714_081512_000000382049_00250_22849_9956.N1	14-JUL-2006 08:15:12	Bright	38.000	69	33Gam Dra	2.2310	3800.0	76	22849	No
84	GOM_NL__2PRFIN20060714_081819_000000362049_00250_22849_9957.N1	14-JUL-2006 08:18:19	Bright	35.500	119	14Eta Dra	2.7270	4700.0	71	22849	No
85	GOM_NL__2PRFIN20060714_082232_000000362049_00250_22849_9958.N1	14-JUL-2006 08:22:32	Bright	35.500	60	7Bet UMi	2.0810	3950.0	71	22849	No
86	GOM_NL__2PRFIN20060714_082611_000000332049_00250_22849_9959.N1	14-JUL-2006 08:26:11	Bright	33.000	49	1Alp UMi	1.9900	6300.0	66	22849	No
87	GOM_NL__2PRFIN20060714_084720_000000482049_00250_22849_9960.N1	14-JUL-2006 08:47:20	Twilight	48.000	13	87Alp Tau	0.86700	3800.0	96	22849	No
88	GOM_NL__2PRFIN20060714_085340_000000382049_00250_22849_9961.N1	14-JUL-2006 08:53:40	Dark	37.500	7	19Bet Ori	0.10000	14000.	75	22849	No
89	GOM_NL__2PRFIN20060714_085638_000000472049_00250_22849_9962.N1	14-JUL-2006 08:56:38	Dark	46.500	165	34Gam Eri	2.9500	3200.0	93	22849	No
90	GOM_NL__2PRFIN20060714_091144_000000522049_00251_22850_9946.N1	14-JUL-2006 09:11:44	Dark	52.000	9	Alp Eri	0.45300	24000.	104	22850	No
91	GOM_NL__2PRFIN20060714_091525_000000372049_00251_22850_9947.N1	14-JUL-2006 09:15:25	Dark	36.500	135	Bet Hyi	2.8200	5800.0	73	22850	No
92	GOM_NL__2PRFIN20060714_091916_000000502049_00251_22850_9948.N1	14-JUL-2006 09:19:16	Straylight	50.000	148	Alp Tuc	2.8780	4100.0	100	22850	No
93	GOM_NL__2PRFIN20060714_092312_000000412049_00251_22850_9949.N1	14-JUL-2006 09:23:12	Straylight	40.500	45	Alp Pav	1.9400	26000.	81	22850	No
94	GOM_NL__2PRFIN20060714_093031_000000412049_00251_22850_9950.N1	14-JUL-2006 09:30:31	Twilight	40.500	85	Kap Sco	2.4070	28000.	81	22850	No
95	GOM_NL__2PRFIN20060714_093207_000000422049_00251_22850_9951.N1	14-JUL-2006 09:32:07	Bright	41.500	103	38Zet Sgr	2.6000	9700.0	83	22850	No
96	GOM_NL__2PRFIN20060714_093348_000000382049_00251_22850_9952.N1	14-JUL-2006 09:33:48	Bright	38.000	137	22Lam Sgr	2.8240	4400.0	76	22850	No
97	GOM_NL__2PRFIN20060714_094236_000000352049_00251_22850_9953.N1	14-JUL-2006 09:42:36	Bright	35.000	126	60Bet Oph	2.7700	4250.0	70	22850	No
98	GOM_NL__2PRFIN20060714_094453_000000352049_00251_22850_9954.N1	14-JUL-2006 09:44:53	Bright	35.000	59	55Alp Oph	2.0800	8900.0	70	22850	No
99	GOM_NL__2PRFIN20060714_095043_000000362049_00251_22850_9955.N1	14-JUL-2006 09:50:43	Bright	36.000	133	40Zet Her	2.8070	6000.0	72	22850	No
100	GOM_NL__2PRFIN20060714_095548_000000372049_00251_22850_9956.N1	14-JUL-2006 09:55:48	Bright	36.500	69	33Gam Dra	2.2310	3800.0	73	22850	No
101	GOM_NL__2PRFIN20060714_095855_000000362049_00251_22850_9957.N1	14-JUL-2006 09:58:55	Bright	35.500	119	14Eta Dra	2.7270	4700.0	71	22850	No

102	GOM_NL__2PRFIN20060714_100308_000000352049_00251_22850_9958.N1	14-JUL-2006 10:03:08	Bright	34.500	60	7Bet UMi	2.0810	3950.0	69	22850	No
103	GOM_NL__2PRFIN20060714_100647_000000362049_00251_22850_9959.N1	14-JUL-2006 10:06:47	Bright	35.500	49	1Alp UMi	1.9900	6300.0	71	22850	No
104	GOM_NL__2PRFIN20060714_102756_000000472049_00251_22850_9960.N1	14-JUL-2006 10:27:56	Twilight	47.000	13	87Alp Tau	0.86700	3800.0	94	22850	No
105	GOM_NL__2PRFIN20060714_103416_000000382049_00251_22850_9961.N1	14-JUL-2006 10:34:16	Dark	38.000	7	19Bet Ori	0.10000	14000.	76	22850	No
106	GOM_NL__2PRFIN20060714_103715_000000462049_00251_22850_9962.N1	14-JUL-2006 10:37:15	Dark	45.500	165	34Gam Eri	2.9500	3200.0	91	22850	No
107	GOM_NL__2PRFIN20060714_105220_000000452049_00252_22851_9966.N1	14-JUL-2006 10:52:20	Dark	45.000	9	Alp Eri	0.45300	24000.	90	22851	No
108	GOM_NL__2PRFIN20060714_105601_000000372049_00252_22851_9967.N1	14-JUL-2006 10:56:01	Dark	36.500	135	Bet Hyi	2.8200	5800.0	73	22851	No
109	GOM_NL__2PRFIN20060714_105952_000000402049_00252_22851_9968.N1	14-JUL-2006 10:59:52	Straylight	40.000	148	Alp Tuc	2.8780	4100.0	80	22851	No
110	GOM_NL__2PRFIN20060714_110348_000000412049_00252_22851_9969.N1	14-JUL-2006 11:03:48	Straylight	41.000	45	Alp Pav	1.9400	26000.	82	22851	No
111	GOM_NL__2PRFIN20060714_111107_000000372049_00252_22851_9970.N1	14-JUL-2006 11:11:07	Twi_and_stray	37.000	85	Kap Sco	2.4070	28000.	74	22851	No
112	GOM_NL__2PRFIN20060714_111243_000000542049_00252_22851_9971.N1	14-JUL-2006 11:12:43	Bright	54.000	103	38Zet Sgr	2.6000	9700.0	108	22851	No
113	GOM_NL__2PRFIN20060714_111424_000000382049_00252_22851_9972.N1	14-JUL-2006 11:14:24	Bright	37.500	137	22Lam Sgr	2.8240	4400.0	75	22851	No
114	GOM_NL__2PRFIN20060714_112312_000000362049_00252_22851_9973.N1	14-JUL-2006 11:23:12	Bright	35.500	126	60Bet Oph	2.7700	4250.0	71	22851	No
115	GOM_NL__2PRFIN20060714_112529_000000352049_00252_22851_9974.N1	14-JUL-2006 11:25:29	Bright	35.000	59	55Alp Oph	2.0800	8900.0	70	22851	No
116	GOM_NL__2PRFIN20060714_113119_000000382049_00252_22851_9975.N1	14-JUL-2006 11:31:19	Bright	37.500	133	40Zet Her	2.8070	6000.0	75	22851	No
117	GOM_NL__2PRFIN20060714_113624_000000392049_00252_22851_9976.N1	14-JUL-2006 11:36:24	Bright	39.000	69	33Gam Dra	2.2310	3800.0	78	22851	No
118	GOM_NL__2PRFIN20060714_113931_000000352049_00252_22851_9977.N1	14-JUL-2006 11:39:31	Bright	35.000	119	14Eta Dra	2.7270	4700.0	70	22851	No
119	GOM_NL__2PRFIN20060714_114344_000000362049_00252_22851_9978.N1	14-JUL-2006 11:43:44	Bright	35.500	60	7Bet UMi	2.0810	3950.0	71	22851	No
120	GOM_NL__2PRFIN20060714_114723_000000362049_00252_22851_9979.N1	14-JUL-2006 11:47:23	Bright	35.500	49	1Alp UMi	1.9900	6300.0	71	22851	No
121	GOM_NL__2PRFIN20060714_120832_000000502049_00252_22851_9980.N1	14-JUL-2006 12:08:32	Twilight	49.500	13	87Alp Tau	0.86700	3800.0	99	22851	No
122	GOM_NL__2PRFIN20060714_121453_000000452049_00252_22851_9981.N1	14-JUL-2006 12:14:53	Dark	45.000	7	19Bet Ori	0.10000	14000.	90	22851	No
123	GOM_NL__2PRFIN20060714_121751_000000502049_00252_22851_9982.N1	14-JUL-2006 12:17:51	Dark	50.000	165	34Gam Eri	2.9500	3200.0	100	22851	No
124	GOM_NL__2PRFIN20060714_123257_000000422049_00253_22852_9966.N1	14-JUL-2006 12:32:57	Dark	42.000	9	Alp Eri	0.45300	24000.	84	22852	No
125	GOM_NL__2PRFIN20060714_123637_000000372049_00253_22852_9967.N1	14-JUL-2006 12:36:37	Dark	37.000	135	Bet Hyi	2.8200	5800.0	74	22852	No
126	GOM_NL__2PRFIN20060714_124029_000000442049_00253_22852_9968.N1	14-JUL-2006 12:40:29	Straylight	43.500	148	Alp Tuc	2.8780	4100.0	87	22852	No
127	GOM_NL__2PRFIN20060714_124425_000000392049_00253_22852_9969.N1	14-JUL-2006 12:44:25	Straylight	38.500	45	Alp Pav	1.9400	26000.	77	22852	No
128	GOM_NL__2PRFIN20060714_125143_000000372049_00253_22852_9970.N1	14-JUL-2006 12:51:43	Twi_and_stray	37.000	85	Kap Sco	2.4070	28000.	74	22852	No
129	GOM_NL__2PRFIN20060714_125319_000000402049_00253_22852_9971.N1	14-JUL-2006 12:53:19	Bright	39.500	103	38Zet Sgr	2.6000	9700.0	79	22852	No
130	GOM_NL__2PRFIN20060714_125500_000000372049_00253_22852_9972.N1	14-JUL-2006 12:55:00	Bright	37.000	137	22Lam Sgr	2.8240	4400.0	74	22852	No
131	GOM_NL__2PRFIN20060714_130347_000000362049_00253_22852_9973.N1	14-JUL-2006 13:03:47	Bright	35.500	126	60Bet Oph	2.7700	4250.0	71	22852	No
132	GOM_NL__2PRFIN20060714_130605_000000522049_00253_22852_9974.N1	14-JUL-2006 13:06:05	Bright	52.000	59	55Alp Oph	2.0800	8900.0	104	22852	No
133	GOM_NL__2PRFIN20060714_131155_000000372049_00253_22852_9975.N1	14-JUL-2006 13:11:55	Bright	36.500	133	40Zet Her	2.8070	6000.0	73	22852	No
134	GOM_NL__2PRFIN20060714_131700_000000392049_00253_22852_9976.N1	14-JUL-2006 13:17:00	Bright	38.500	69	33Gam Dra	2.2310	3800.0	77	22852	No
135	GOM_NL__2PRFIN20060714_132007_000000362049_00253_22852_9977.N1	14-JUL-2006 13:20:07	Bright	35.500	119	14Eta Dra	2.7270	4700.0	71	22852	No
136	GOM_NL__2PRFIN20060714_132420_000000372049_00253_22852_9978.N1	14-JUL-2006 13:24:20	Bright	36.500	60	7Bet UMi	2.0810	3950.0	73	22852	No
137	GOM_NL__2PRFIN20060714_132759_000000362049_00253_22852_9979.N1	14-JUL-2006 13:27:59	Bright	35.500	49	1Alp UMi	1.9900	6300.0	71	22852	No
138	GOM_NL__2PRFIN20060714_134909_000000452049_00253_22852_9980.N1	14-JUL-2006 13:49:09	Twilight	44.500	13	87Alp Tau	0.86700	3800.0	89	22852	No
139	GOM_NL__2PRFIN20060714_135529_000000452049_00253_22852_9981.N1	14-JUL-2006 13:55:29	Dark	44.500	7	19Bet Ori	0.10000	14000.	89	22852	No
140	GOM_NL__2PRFIN20060714_135827_000000462049_00253_22852_9982.N1	14-JUL-2006 13:58:27	Dark	45.500	165	34Gam Eri	2.9500	3200.0	91	22852	No
141	GOM_NL__2PRFIN20060714_141333_000000412049_00254_22853_9966.N1	14-JUL-2006 14:13:33	Dark	41.000	9	Alp Eri	0.45300	24000.	82	22853	No
142	GOM_NL__2PRFIN20060714_141713_000000372049_00254_22853_9967.N1	14-JUL-2006 14:17:13	Dark	37.000	135	Bet Hyi	2.8200	5800.0	74	22853	No
143	GOM_NL__2PRFIN20060714_142105_000000412049_00254_22853_9968.N1	14-JUL-2006 14:21:05	Straylight	41.000	148	Alp Tuc	2.8780	4100.0	82	22853	No
144	GOM_NL__2PRFIN20060714_142501_000000392049_00254_22853_9969.N1	14-JUL-2006 14:25:01	Straylight	39.000	45	Alp Pav	1.9400	26000.	78	22853	No
145	GOM_NL__2PRFIN20060714_143219_000000372049_00254_22853_9970.N1	14-JUL-2006 14:32:19	Twi_and_stray	37.000	85	Kap Sco	2.4070	28000.	74	22853	No
146	GOM_NL__2PRFIN20060714_143355_000000412049_00254_22853_9971.N1	14-JUL-2006 14:33:55	Bright	41.000	103	38Zet Sgr	2.6000	9700.0	82	22853	No
147	GOM_NL__2PRFIN20060714_143536_000000392049_00254_22853_9972.N1	14-JUL-2006 14:35:36	Bright	38.500	137	22Lam Sgr	2.8240	4400.0	77	22853	No
148	GOM_NL__2PRFIN20060714_144424_000000362049_00254_22853_9973.N1	14-JUL-2006 14:44:24	Bright	35.500	126	60Bet Oph	2.7700	4250.0	71	22853	No
149	GOM_NL__2PRFIN20060714_144641_000000352049_00254_22853_9974.N1	14-JUL-2006 14:46:41	Bright	34.500	59	55Alp Oph	2.0800	8900.0	69	22853	No
150	GOM_NL__2PRFIN20060714_145232_000000352049_00254_22853_9975.N1	14-JUL-2006 14:52:32	Bright	34.500	133	40Zet Her	2.8070	6000.0	69	22853	No
151	GOM_NL__2PRFIN20060714_145735_000000342049_00254_22853_9976.N1	14-JUL-2006 14:57:35	Bright	33.500	69	33Gam Dra	2.2310	3800.0	67	22853	No
152	GOM_NL__2PRFIN20060714_150044_000000362049_00254_22853_9977.N1	14-JUL-2006 15:00:44	Bright	35.500	119	14Eta Dra	2.7270	4700.0	71	22853	No
153	GOM_NL__2PRFIN20060714_150456_000000332049_00254_22853_9978.N1	14-JUL-2006 15:04:56	Bright	32.500	60	7Bet UMi	2.0810	3950.0	65	22853	No
154	GOM_NL__2PRFIN20060714_150835_000000352049_00254_22853_9979.N1	14-JUL-2006 15:08:35	Bright	34.500	49	1Alp UMi	1.9900	6300.0	69	22853	No
155	GOM_NL__2PRFIN20060714_152945_000000452049_00254_22853_9980.N1	14-JUL-2006 15:29:45	Twilight	45.000	13	87Alp Tau	0.86700	3800.0	90	22853	No
156	GOM_NL__2PRFIN20060714_153605_000000402049_00254_22853_9981.N1	14-JUL-2006 15:36:05	Dark	40.000	7	19Bet Ori	0.10000	14000.	80	22853	No
157	GOM_NL__2PRFIN20060714_153904_000000492049_00254_22853_9982.N1	14-JUL-2006 15:39:04	Dark	48.500	165	34Gam Eri	2.9500	3200.0	97	22853	No
158	GOM_NL__2PRFIN20060714_155410_000000432049_00255_22854_9966.N1	14-JUL-2006 15:54:10	Dark	43.000	9	Alp Eri	0.45300	24000.	86	22854	No
159	GOM_NL__2PRFIN20060714_155749_000000372049_00255_22854_9967.N1	14-JUL-2006 15:57:49	Dark	37.000	135	Bet Hyi	2.8200	5800.0	74	22854	No
160	GOM_NL__2PRFIN20060714_160142_000000422049_00255_22854_9968.N1	14-JUL-2006 16:01:42	Straylight	41.500	148	Alp Tuc	2.8780	4100.0	83	22854	No



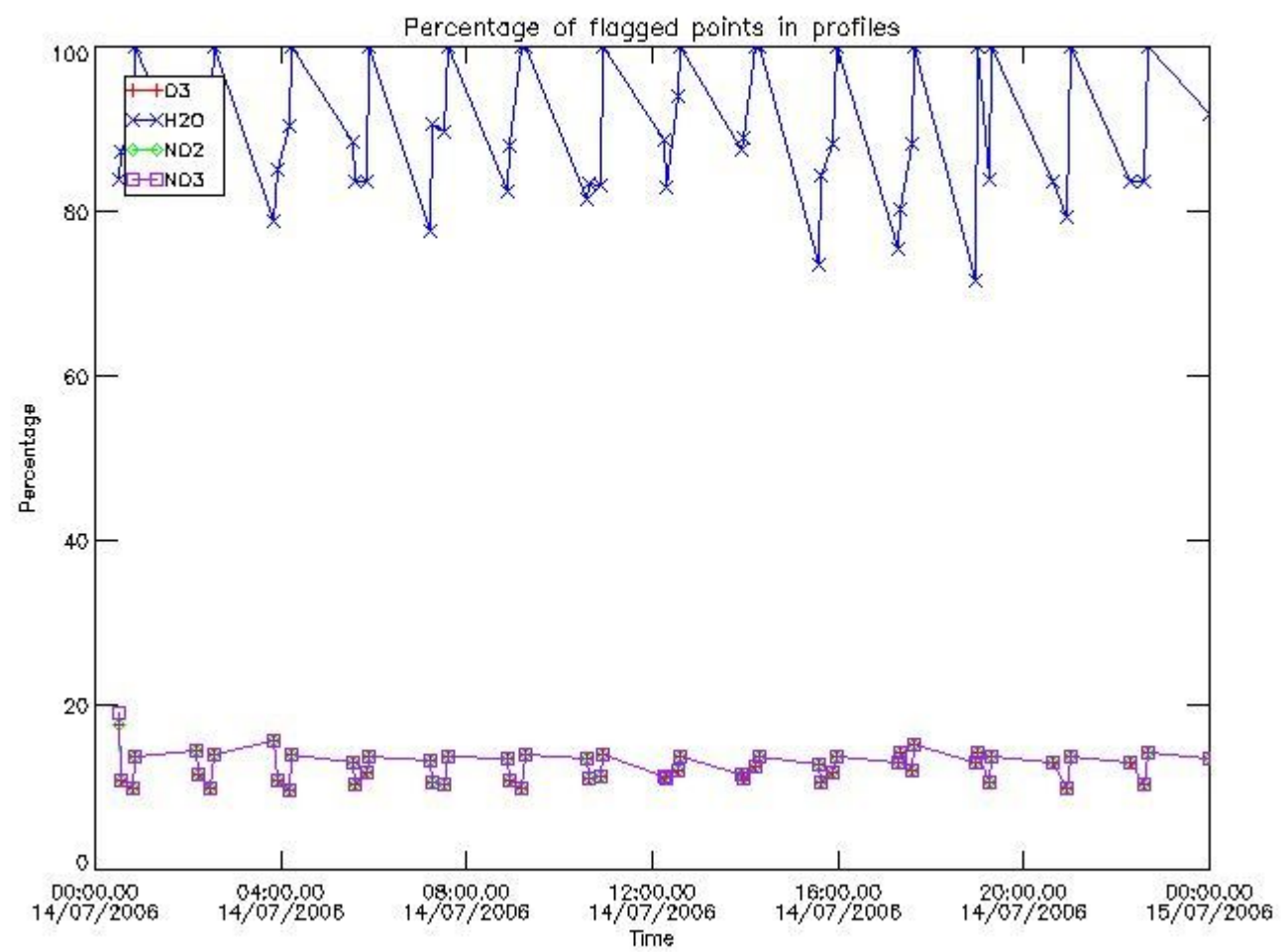
161	GOM_NL__2PRFIN20060714_160537_000000412049_00255_22854_9969.N1	14-JUL-2006 16:05:37	Straylight	40.500	45	Alp Pav	1.9400	26000.	81	22854	No
162	GOM_NL__2PRFIN20060714_161255_000000382049_00255_22854_9970.N1	14-JUL-2006 16:12:55	Twilight	37.500	85	Kap Sco	2.4070	28000.	75	22854	No
163	GOM_NL__2PRFIN20060714_161431_000000402049_00255_22854_9971.N1	14-JUL-2006 16:14:31	Bright	40.000	103	38Zet Sgr	2.6000	9700.0	80	22854	No
164	GOM_NL__2PRFIN20060714_161612_000000392049_00255_22854_9972.N1	14-JUL-2006 16:16:12	Bright	38.500	137	22Lam Sgr	2.8240	4400.0	77	22854	No
165	GOM_NL__2PRFIN20060714_162500_000000362049_00255_22854_9973.N1	14-JUL-2006 16:25:00	Bright	35.500	126	60Bet Oph	2.7700	4250.0	71	22854	No
166	GOM_NL__2PRFIN20060714_162717_000000382049_00255_22854_9974.N1	14-JUL-2006 16:27:17	Bright	38.000	59	55Alp Oph	2.0800	8900.0	76	22854	No
167	GOM_NL__2PRFIN20060714_163308_000000372049_00255_22854_9975.N1	14-JUL-2006 16:33:08	Bright	36.500	133	40Zet Her	2.8070	6000.0	73	22854	No
168	GOM_NL__2PRFIN20060714_163811_000000382049_00255_22854_9976.N1	14-JUL-2006 16:38:11	Bright	38.000	69	33Gam Dra	2.2310	3800.0	76	22854	No
169	GOM_NL__2PRFIN20060714_164120_000000372049_00255_22854_9977.N1	14-JUL-2006 16:41:20	Bright	36.500	119	14Eta Dra	2.7270	4700.0	73	22854	No
170	GOM_NL__2PRFIN20060714_164532_000000332049_00255_22854_9978.N1	14-JUL-2006 16:45:32	Bright	32.500	60	7Bet UMi	2.0810	3950.0	65	22854	No
171	GOM_NL__2PRFIN20060714_164911_000000372049_00255_22854_9979.N1	14-JUL-2006 16:49:11	Bright	36.500	49	1Alp UMi	1.9900	6300.0	73	22854	No
172	GOM_NL__2PRFIN20060714_171021_000000502049_00255_22854_9980.N1	14-JUL-2006 17:10:21	Twilight	49.500	13	87Alp Tau	0.86700	3800.0	99	22854	No
173	GOM_NL__2PRFIN20060714_171641_000000392049_00255_22854_9981.N1	14-JUL-2006 17:16:41	Dark	39.000	7	19Bet Ori	0.10000	14000.	78	22854	No
174	GOM_NL__2PRFIN20060714_171940_000000362049_00255_22854_9982.N1	14-JUL-2006 17:19:40	Dark	36.000	165	34Gam Eri	2.9500	3200.0	72	22854	No
175	GOM_NL__2PRFIN20060714_173446_000000432049_00256_22855_9966.N1	14-JUL-2006 17:34:46	Dark	42.500	9	Alp Eri	0.45300	24000.	85	22855	No
176	GOM_NL__2PRFIN20060714_173825_000000372049_00256_22855_9967.N1	14-JUL-2006 17:38:25	Dark	37.000	135	Bet Hyi	2.8200	5800.0	74	22855	No
177	GOM_NL__2PRFIN20060714_174218_000000392049_00256_22855_9968.N1	14-JUL-2006 17:42:18	Straylight	39.000	148	Alp Tuc	2.8780	4100.0	78	22855	No
178	GOM_NL__2PRFIN20060714_174614_000000382049_00256_22855_9969.N1	14-JUL-2006 17:46:14	Straylight	38.000	45	Alp Pav	1.9400	26000.	76	22855	No
179	GOM_NL__2PRFIN20060714_175331_000000402049_00256_22855_9970.N1	14-JUL-2006 17:53:31	Twilight	39.500	85	Kap Sco	2.4070	28000.	79	22855	No
180	GOM_NL__2PRFIN20060714_175507_000000402049_00256_22855_9971.N1	14-JUL-2006 17:55:07	Bright	39.500	103	38Zet Sgr	2.6000	9700.0	79	22855	No
181	GOM_NL__2PRFIN20060714_175648_000000392049_00256_22855_9972.N1	14-JUL-2006 17:56:48	Bright	38.500	137	22Lam Sgr	2.8240	4400.0	77	22855	No
182	GOM_NL__2PRFIN20060714_180536_000000362049_00256_22855_9973.N1	14-JUL-2006 18:05:36	Bright	36.000	126	60Bet Oph	2.7700	4250.0	72	22855	No
183	GOM_NL__2PRFIN20060714_180753_000000352049_00256_22855_9974.N1	14-JUL-2006 18:07:53	Bright	35.000	59	55Alp Oph	2.0800	8900.0	70	22855	No
184	GOM_NL__2PRFIN20060714_181344_000000372049_00256_22855_9975.N1	14-JUL-2006 18:13:44	Bright	37.000	133	40Zet Her	2.8070	6000.0	74	22855	No
185	GOM_NL__2PRFIN20060714_181847_000000382049_00256_22855_9976.N1	14-JUL-2006 18:18:47	Bright	37.500	69	33Gam Dra	2.2310	3800.0	75	22855	No
186	GOM_NL__2PRFIN20060714_182156_000000362049_00256_22855_9977.N1	14-JUL-2006 18:21:56	Bright	36.000	119	14Eta Dra	2.7270	4700.0	72	22855	No
187	GOM_NL__2PRFIN20060714_182609_000000332049_00256_22855_9978.N1	14-JUL-2006 18:26:09	Bright	32.500	60	7Bet UMi	2.0810	3950.0	65	22855	No
188	GOM_NL__2PRFIN20060714_182947_000000352049_00256_22855_9979.N1	14-JUL-2006 18:29:47	Bright	35.000	49	1Alp UMi	1.9900	6300.0	70	22855	No
189	GOM_NL__2PRFIN20060714_185057_000000532049_00256_22855_9980.N1	14-JUL-2006 18:50:57	Twilight	52.500	13	87Alp Tau	0.86700	3800.0	105	22855	No
190	GOM_NL__2PRFIN20060714_185717_000000392049_00256_22855_9981.N1	14-JUL-2006 18:57:17	Dark	39.000	7	19Bet Ori	0.10000	14000.	78	22855	No
191	GOM_NL__2PRFIN20060714_190017_000000362049_00256_22855_9982.N1	14-JUL-2006 19:00:17	Dark	36.000	165	34Gam Eri	2.9500	3200.0	72	22855	No
192	GOM_NL__2PRFIN20060714_191523_000000532049_00257_22856_9966.N1	14-JUL-2006 19:15:23	Dark	53.000	9	Alp Eri	0.45300	24000.	106	22856	No
193	GOM_NL__2PRFIN20060714_191902_000000372049_00257_22856_9967.N1	14-JUL-2006 19:19:02	Dark	37.000	135	Bet Hyi	2.8200	5800.0	74	22856	No
194	GOM_NL__2PRFIN20060714_192255_000000412049_00257_22856_9968.N1	14-JUL-2006 19:22:55	Straylight	40.500	148	Alp Tuc	2.8780	4100.0	81	22856	No
195	GOM_NL__2PRFIN20060714_192650_000000452049_00257_22856_9969.N1	14-JUL-2006 19:26:50	Straylight	44.500	45	Alp Pav	1.9400	26000.	89	22856	No
196	GOM_NL__2PRFIN20060714_193407_000000362049_00257_22856_9970.N1	14-JUL-2006 19:34:07	Twilight	35.500	85	Kap Sco	2.4070	28000.	71	22856	No
197	GOM_NL__2PRFIN20060714_193544_000000402049_00257_22856_9971.N1	14-JUL-2006 19:35:44	Bright	40.000	103	38Zet Sgr	2.6000	9700.0	80	22856	No
198	GOM_NL__2PRFIN20060714_193724_000000382049_00257_22856_9972.N1	14-JUL-2006 19:37:24	Bright	38.000	137	22Lam Sgr	2.8240	4400.0	76	22856	No
199	GOM_NL__2PRFIN20060714_194612_000000362049_00257_22856_9973.N1	14-JUL-2006 19:46:12	Bright	35.500	126	60Bet Oph	2.7700	4250.0	71	22856	No
200	GOM_NL__2PRFIN20060714_194829_000000372049_00257_22856_9974.N1	14-JUL-2006 19:48:29	Bright	37.000	59	55Alp Oph	2.0800	8900.0	74	22856	No
201	GOM_NL__2PRFIN20060714_195420_000000362049_00257_22856_9975.N1	14-JUL-2006 19:54:20	Bright	35.500	133	40Zet Her	2.8070	6000.0	71	22856	No
202	GOM_NL__2PRFIN20060714_195923_000000382049_00257_22856_9976.N1	14-JUL-2006 19:59:23	Bright	37.500	69	33Gam Dra	2.2310	3800.0	75	22856	No
203	GOM_NL__2PRFIN20060714_200232_000000362049_00257_22856_9977.N1	14-JUL-2006 20:02:32	Bright	36.000	119	14Eta Dra	2.7270	4700.0	72	22856	No
204	GOM_NL__2PRFIN20060714_200645_000000412049_00257_22856_9978.N1	14-JUL-2006 20:06:45	Bright	41.000	60	7Bet UMi	2.0810	3950.0	82	22856	No
205	GOM_NL__2PRFIN20060714_201022_000000362049_00257_22856_9979.N1	14-JUL-2006 20:10:22	Bright	36.000	49	1Alp UMi	1.9900	6300.0	72	22856	No
206	GOM_NL__2PRFIN20060714_203133_000000482049_00257_22856_9980.N1	14-JUL-2006 20:31:33	Twilight	47.500	13	87Alp Tau	0.86700	3800.0	95	22856	No
207	GOM_NL__2PRFIN20060714_203753_000000432049_00257_22856_9981.N1	14-JUL-2006 20:37:53	Dark	43.000	7	19Bet Ori	0.10000	14000.	86	22856	No
208	GOM_NL__2PRFIN20060714_205559_000000512049_00258_22857_9966.N1	14-JUL-2006 20:55:59	Dark	51.000	9	Alp Eri	0.45300	24000.	102	22857	No
209	GOM_NL__2PRFIN20060714_205938_000000372049_00258_22857_9967.N1	14-JUL-2006 20:59:38	Dark	37.000	135	Bet Hyi	2.8200	5800.0	74	22857	No
210	GOM_NL__2PRFIN20060714_210331_000000402049_00258_22857_9968.N1	14-JUL-2006 21:03:31	Straylight	40.000	148	Alp Tuc	2.8780	4100.0	80	22857	No
211	GOM_NL__2PRFIN20060714_210726_000000462049_00258_22857_9969.N1	14-JUL-2006 21:07:26	Straylight	45.500	45	Alp Pav	1.9400	26000.	91	22857	No
212	GOM_NL__2PRFIN20060714_211443_000000382049_00258_22857_9970.N1	14-JUL-2006 21:14:43	Twilight	38.000	85	Kap Sco	2.4070	28000.	76	22857	No
213	GOM_NL__2PRFIN20060714_211620_000000402049_00258_22857_9971.N1	14-JUL-2006 21:16:20	Bright	39.500	103	38Zet Sgr	2.6000	9700.0	79	22857	No
214	GOM_NL__2PRFIN20060714_211800_000000372049_00258_22857_9972.N1	14-JUL-2006 21:18:00	Bright	36.500	137	22Lam Sgr	2.8240	4400.0	73	22857	No
215	GOM_NL__2PRFIN20060714_212648_000000352049_00258_22857_9973.N1	14-JUL-2006 21:26:48	Bright	34.500	126	60Bet Oph	2.7700	4250.0	69	22857	No
216	GOM_NL__2PRFIN20060714_212905_000000352049_00258_22857_9974.N1	14-JUL-2006 21:29:05	Bright	34.500	59	55Alp Oph	2.0800	8900.0	69	22857	No
217	GOM_NL__2PRFIN20060714_213456_000000372049_00258_22857_9975.N1	14-JUL-2006 21:34:56	Bright	36.500	133	40Zet Her	2.8070	6000.0	73	22857	No
218	GOM_NL__2PRFIN20060714_213959_000000372049_00258_22857_9976.N1	14-JUL-2006 21:39:59	Bright	36.500	69	33Gam Dra	2.2310	3800.0	73	22857	No
219	GOM_NL__2PRFIN20060714_214308_000000362049_00258_22857_9977.N1	14-JUL-2006 21:43:08	Bright	36.000	119	14Eta Dra	2.7270	4700.0	72	22857	No

220	GOM_NL__2PRFIN20060714_214721_000000342049_00258_22857_9978.N1	14-JUL-2006 21:47:21	Bright	33.500	60	7Bet UMi	2.0810	3950.0	67	22857	No
221	GOM_NL__2PRFIN20060714_215059_000000362049_00258_22857_9979.N1	14-JUL-2006 21:50:59	Bright	35.500	49	1Alp UMi	1.9900	6300.0	71	22857	No
222	GOM_NL__2PRFIN20060714_221209_000000472049_00258_22857_9980.N1	14-JUL-2006 22:12:09	Twilight	47.000	13	87Alp Tau	0.86700	3800.0	94	22857	No
223	GOM_NL__2PRFIN20060714_221829_000000432049_00258_22857_9981.N1	14-JUL-2006 22:18:29	Dark	42.500	7	19Bet Ori	0.10000	14000.	85	22857	No
224	GOM_NL__2PRFIN20060714_223636_000000502049_00259_22858_9966.N1	14-JUL-2006 22:36:36	Dark	49.500	9	Alp Eri	0.45300	24000.	99	22858	No
225	GOM_NL__2PRFIN20060714_224014_000000362049_00259_22858_9967.N1	14-JUL-2006 22:40:14	Dark	36.000	135	Bet Hyi	2.8200	5800.0	72	22858	No
226	GOM_NL__2PRFIN20060714_224408_000000392049_00259_22858_9968.N1	14-JUL-2006 22:44:08	Straylight	39.000	148	Alp Tuc	2.8780	4100.0	78	22858	No
227	GOM_NL__2PRFIN20060714_224802_000000392049_00259_22858_9969.N1	14-JUL-2006 22:48:02	Straylight	38.500	45	Alp Pav	1.9400	26000.	77	22858	No
228	GOM_NL__2PRFIN20060714_225519_000000382049_00259_22858_9970.N1	14-JUL-2006 22:55:19	Twilight_and_stray	38.000	85	Kap Sco	2.4070	28000.	76	22858	No
229	GOM_NL__2PRFIN20060714_225656_000000432049_00259_22858_9971.N1	14-JUL-2006 22:56:56	Bright	42.500	103	38Zet Sgr	2.6000	9700.0	85	22858	No
230	GOM_NL__2PRFIN20060714_225836_000000392049_00259_22858_9972.N1	14-JUL-2006 22:58:36	Bright	39.000	137	22Lam Sgr	2.8240	4400.0	78	22858	No
231	GOM_NL__2PRFIN20060714_230724_000000362049_00259_22858_9973.N1	14-JUL-2006 23:07:24	Bright	35.500	126	60Bet Oph	2.7700	4250.0	71	22858	No
232	GOM_NL__2PRFIN20060714_230941_000000352049_00259_22858_9974.N1	14-JUL-2006 23:09:41	Bright	34.500	59	55Alp Oph	2.0800	8900.0	69	22858	No
233	GOM_NL__2PRFIN20060714_231532_000000352049_00259_22858_9975.N1	14-JUL-2006 23:15:32	Bright	35.000	133	40Zet Her	2.8070	6000.0	70	22858	No
234	GOM_NL__2PRFIN20060714_232035_000000392049_00259_22858_9976.N1	14-JUL-2006 23:20:35	Bright	38.500	69	33Gam Dra	2.2310	3800.0	77	22858	No
235	GOM_NL__2PRFIN20060714_232344_000000352049_00259_22858_9977.N1	14-JUL-2006 23:23:44	Bright	35.000	119	14Eta Dra	2.7270	4700.0	70	22858	No
236	GOM_NL__2PRFIN20060714_232757_000000362049_00259_22858_9978.N1	14-JUL-2006 23:27:57	Bright	35.500	60	7Bet UMi	2.0810	3950.0	71	22858	No
237	GOM_NL__2PRFIN20060714_233134_000000332049_00259_22858_9979.N1	14-JUL-2006 23:31:34	Bright	32.500	49	1Alp UMi	1.9900	6300.0	65	22858	No
238	GOM_NL__2PRFIN20060714_235246_000000412049_00259_22858_9980.N1	14-JUL-2006 23:52:46	Twilight	41.000	13	87Alp Tau	0.86700	3800.0	82	22858	No
239	GOM_NL__2PRFIN20060714_235905_000000372049_00259_22858_9981.N1	14-JUL-2006 23:59:05	Dark	37.000	7	19Bet Ori	0.10000	14000.	74	22858	No

### 3. Quality information per product

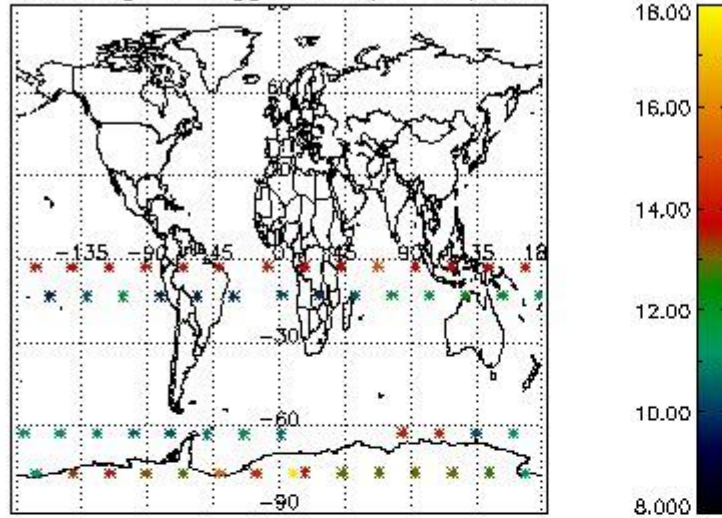
In this section it is plotted some information contained in the Quality Summary data set of the level 2 products. Only products in dark limb conditions and without errors (error flag in the MPH set to "0") are used.

#### 3.1 Plot quality information per product (time dependant)

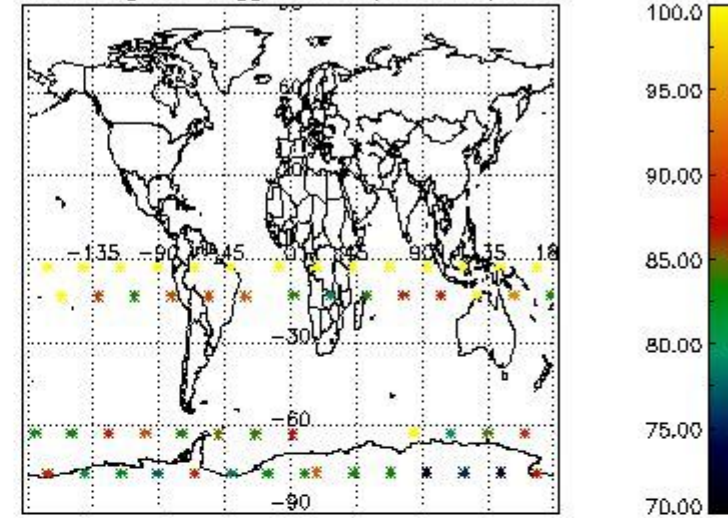


*3.2 Plot quality information per product (world map)*

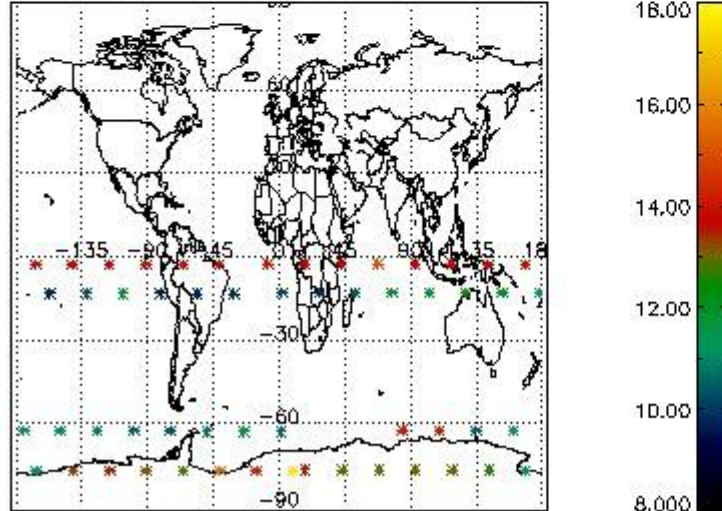
Percentage of flagged data per O3 profile



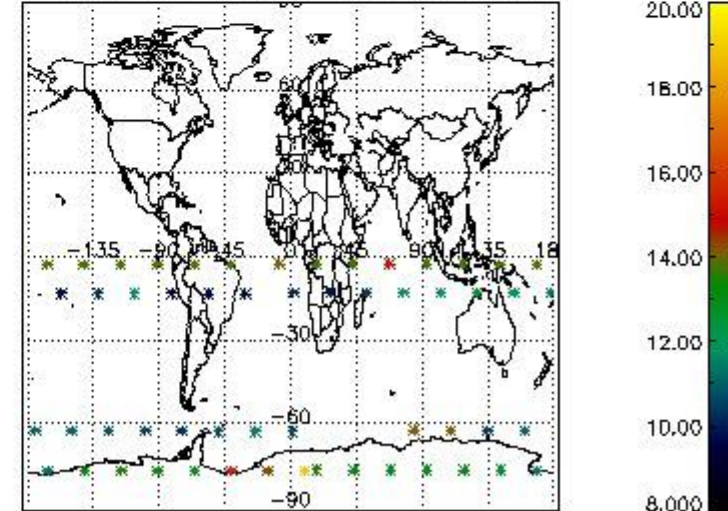
Percentage of flagged data per H2O profile



Percentage of flagged data per NO2 profile



Percentage of flagged data per NO3 profile



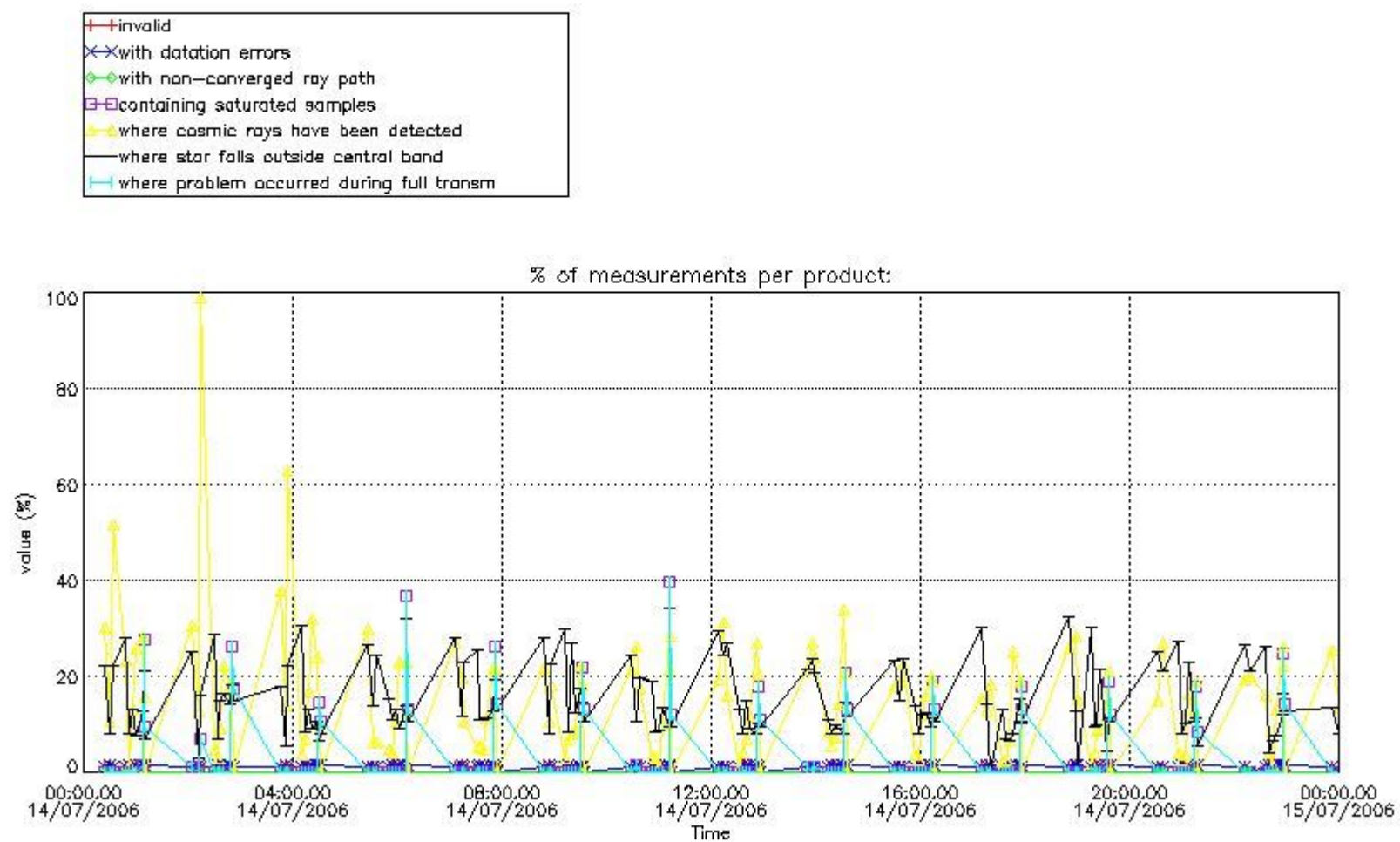
#### 4. Level 1 quality information per product

In this section it is plotted some information contained in the Quality Summary data set of the level 2 products that comes from the level 1b processing. Products without errors (error flag in the MPH set to "0") are used.

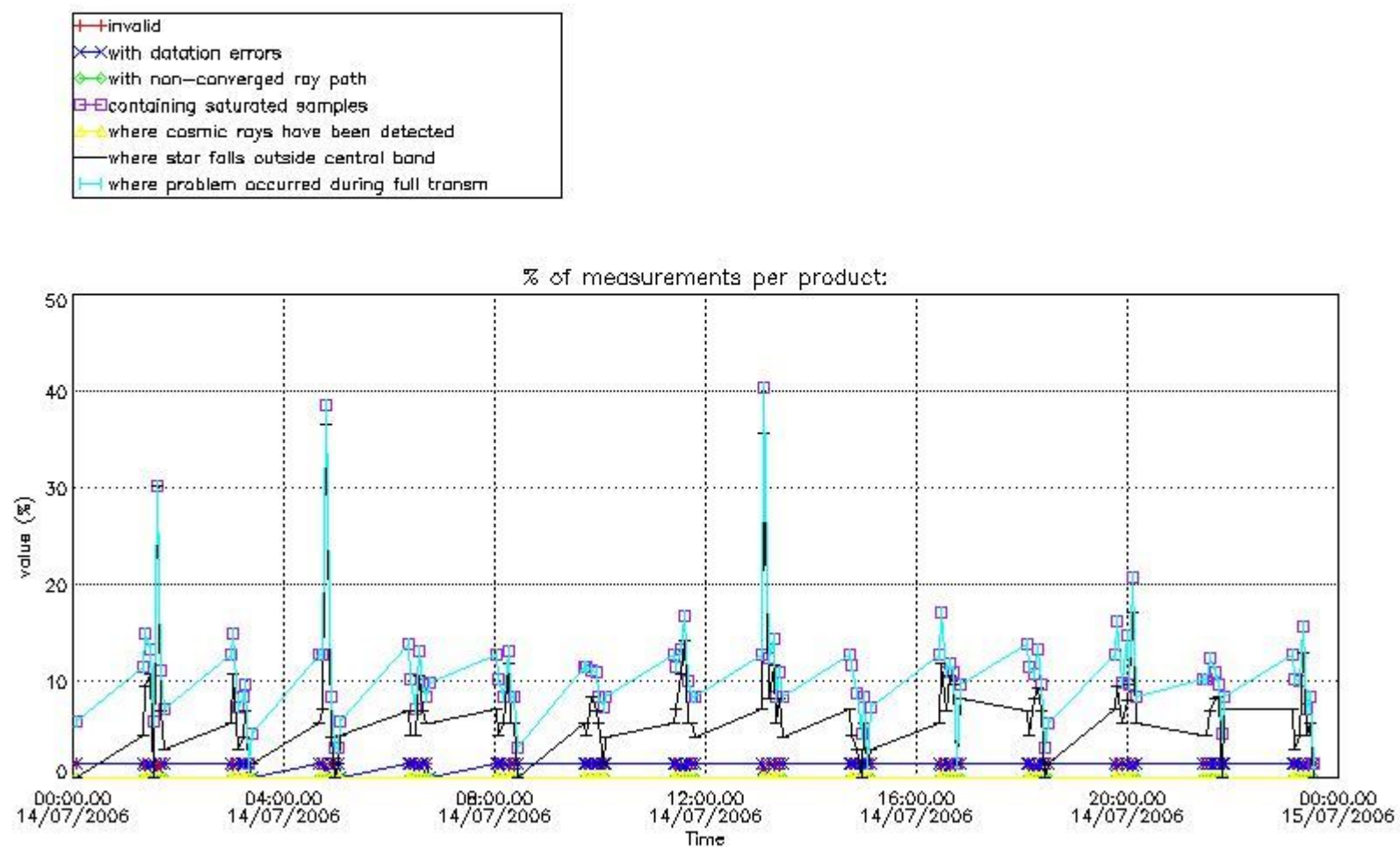
##### 4.1 Plot quality information per product (time dependant) coming from level 1b processing

###### 4.1.1 Plot level 1 quality information per product (time dependant): ENVISAT ASCENDING passes





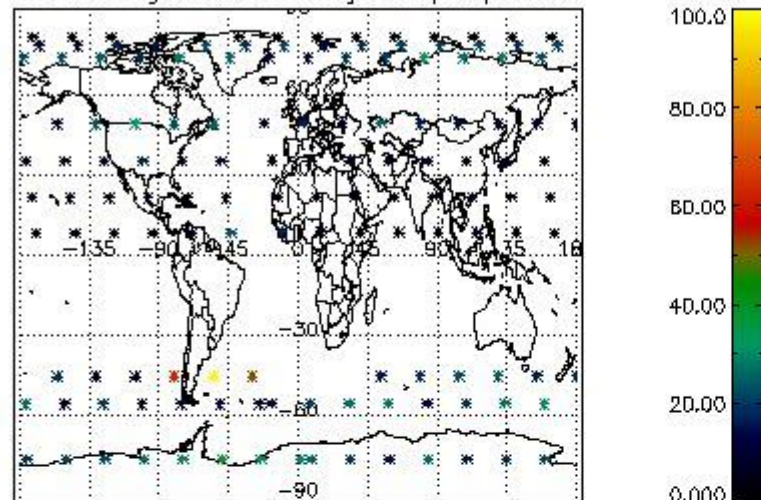
4.1.2 Plot level 1 quality information per product (time dependant): ENVI SAT DESCENDING passes



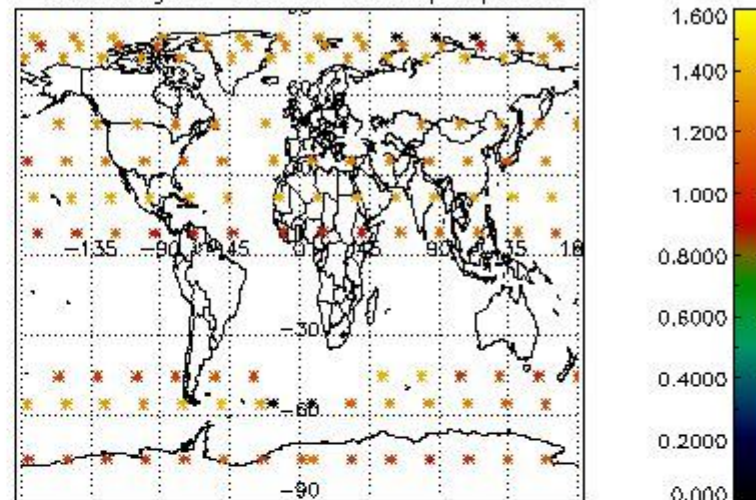
4.2 Plot quality information per product coming from level 1b processing (world map)

4.2.1 Plot level 1 quality information per product (world map): ENVISAT ASCENDING passes

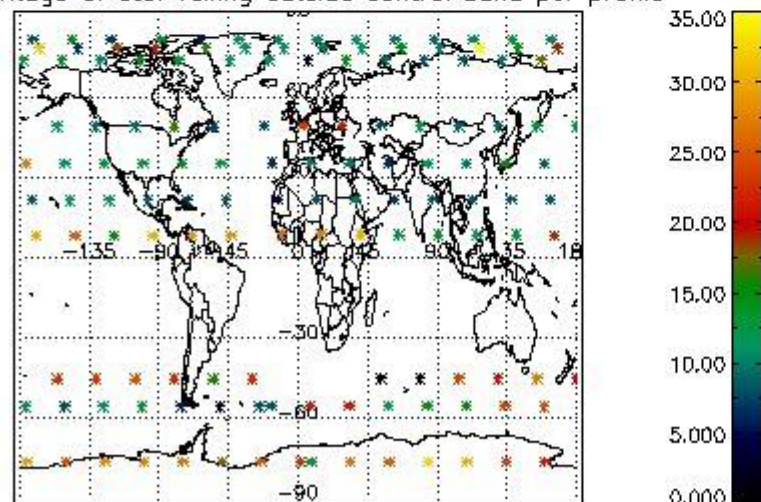
Percentage of cosmic ray hits per profile



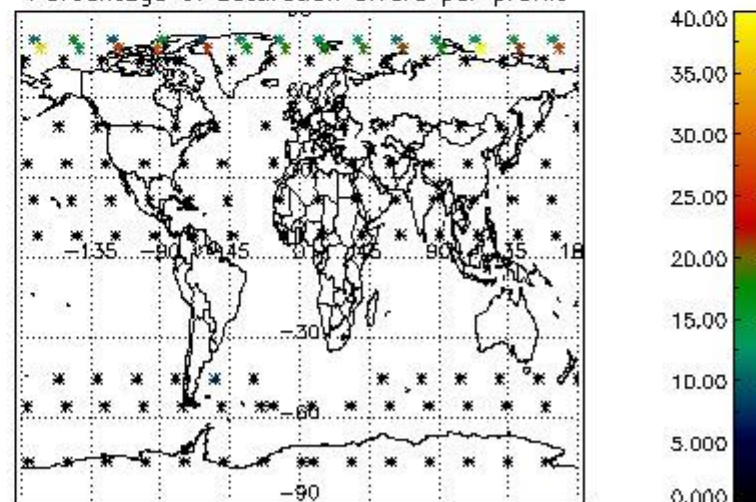
Percentage of datation errors per profile



Percentage of star falling outside central band per profile

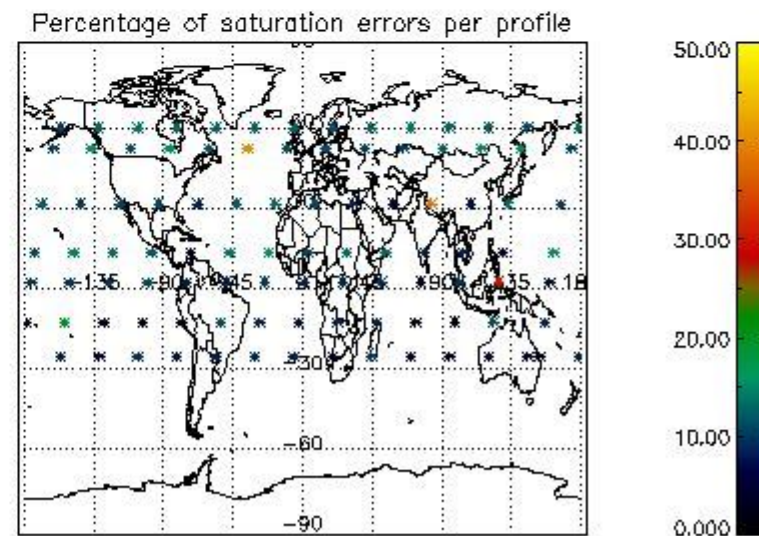
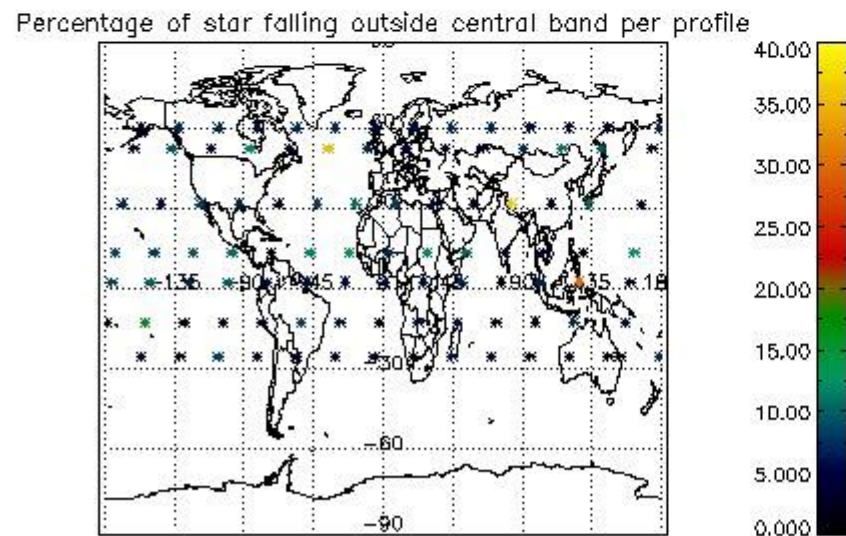
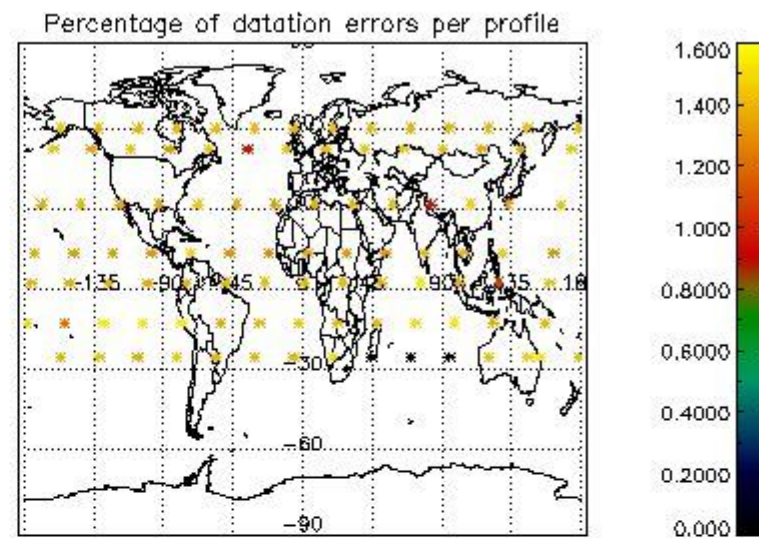
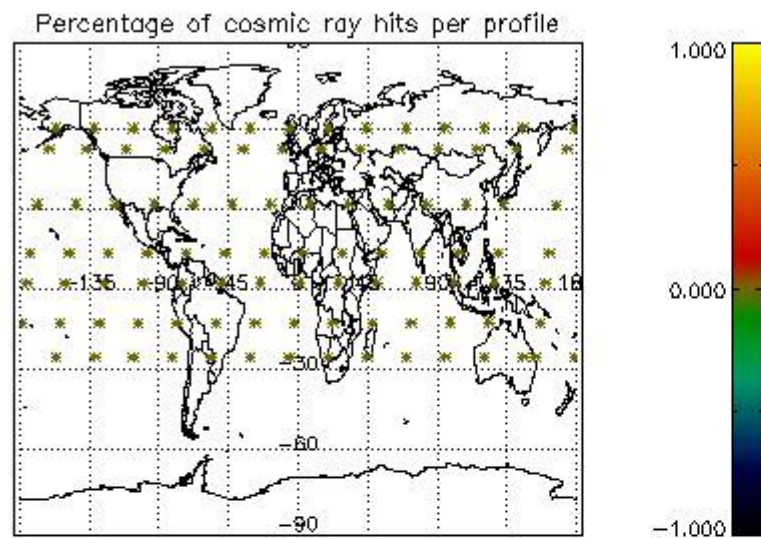


Percentage of saturation errors per profile



4.2.2 Plot level 1 quality information per product (world map): ENVISAT DESCENDING passes





## 5. Trace gas profiles

### 5.1 Ozone statistics based on quality of products

The final quality of the products can be "measured" using the STD (Standard Deviation) attached to every point profile. This information is written to the parameter GOM\_NL\_\_2P/NL\_LOCAL\_SPECIES\_DENSITY/o3\_std of the level 2 products. The table below shows the statistics for given STD ranges.

The statistics are given with respect to the overall valid production:

- Products without fatal errors: GOM\_NL\_\_2P/MPH/PRODUCT\_ERR=0
- Valid point profile: GOM\_NL\_\_2P/NL\_LOCAL\_SPECIES\_DENSITY/pcd(0)=0

The 'Criteria' is applied to valid points of dark limb products:

- Products in dark limb illumination condition: GOM\_NL\_\_2P/NL\_SUMMARY\_QUALITY/obs\_ill\_cond=0
- Products without fatal errors: GOM\_NL\_\_2P/MPH/PRODUCT\_ERR=0
- Valid point profile: GOM\_NL\_\_2P/NL\_LOCAL\_SPECIES\_DENSITY/pcd(0)=0

So, the table below shows the percentage of dark limb and valid observations for each criteria with respect to the overall valid daily observations.

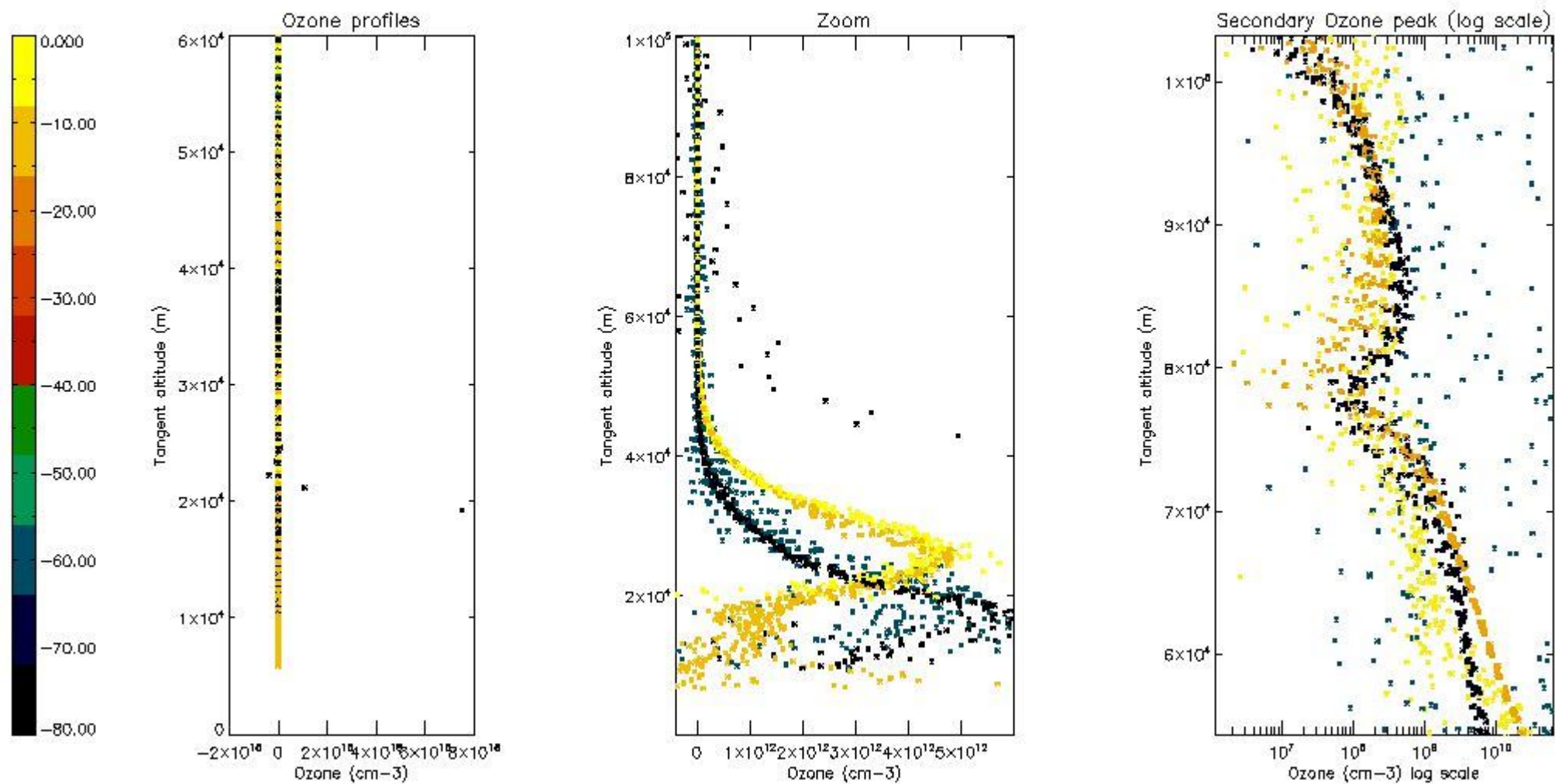
Criteria	% of total production
All STD	25
STD < 20	13



STD < 10	11
STD < 5	8

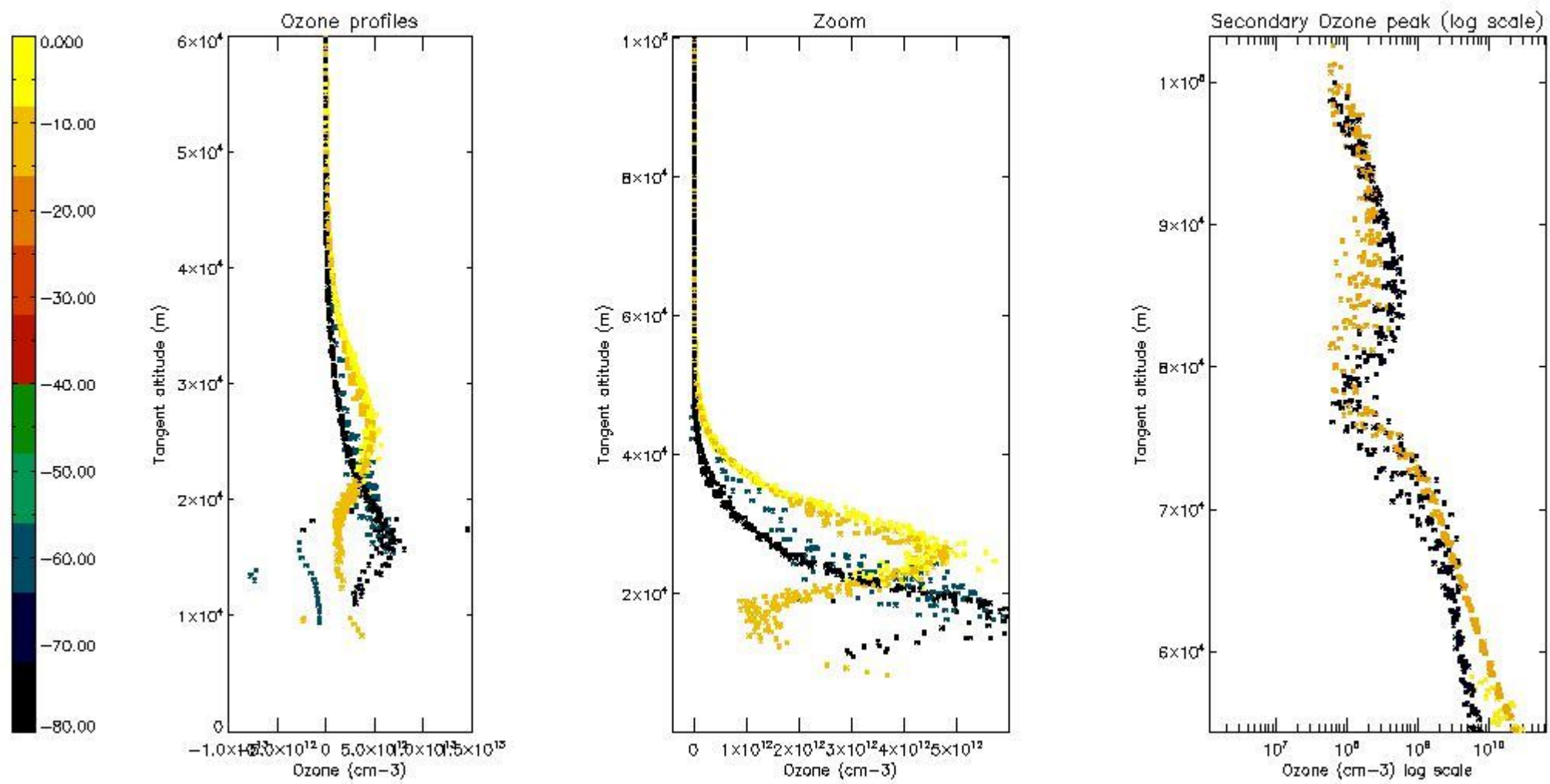
5.2 Plot ozone profiles for all STD (dark without errors)

The colorbar represents the latitude.



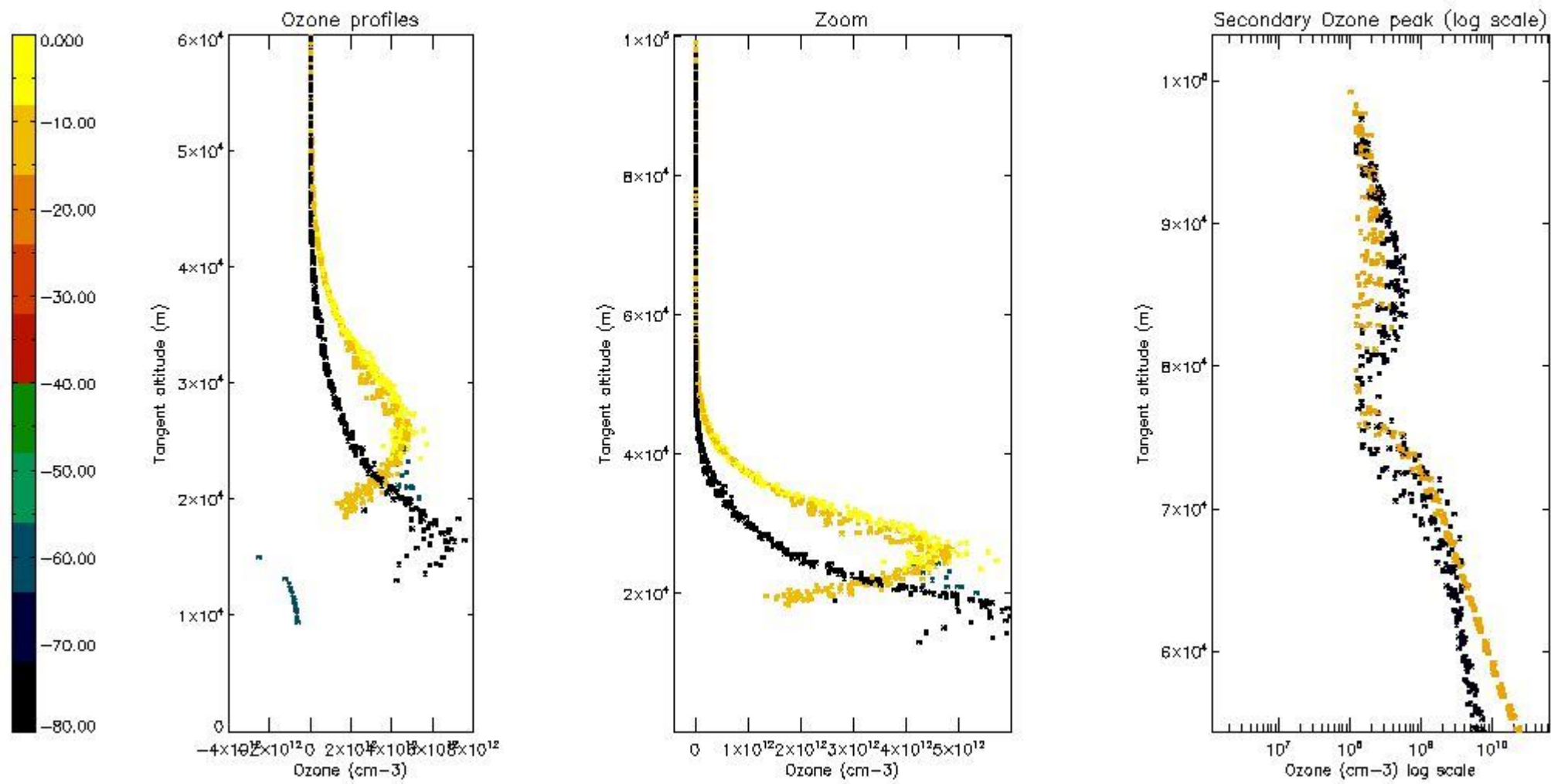
5.3 Plot ozone profiles where STD < 20% (dark without errors)

The colorbar represents the latitude.



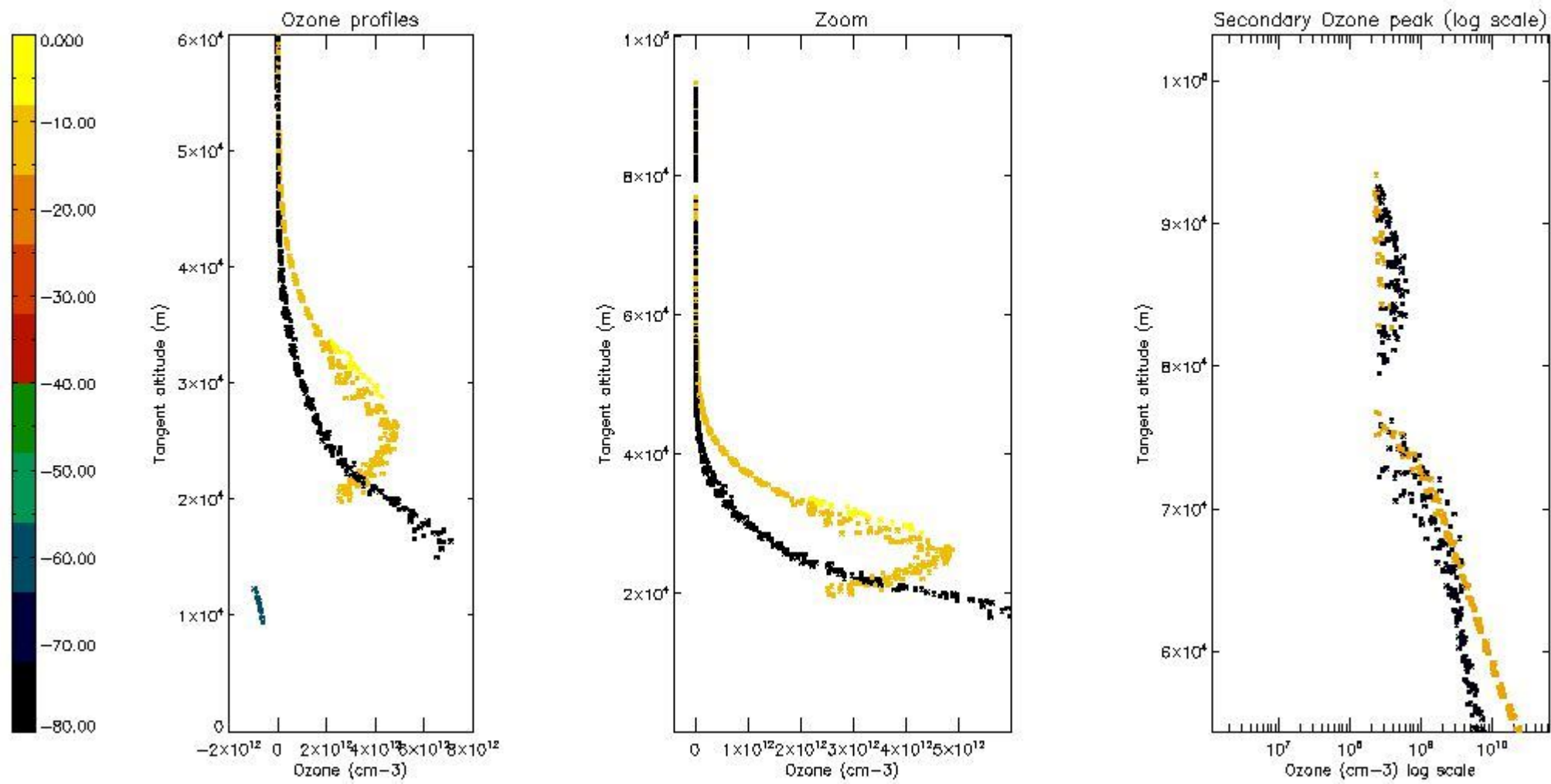
*5.4 Plot ozone profiles where  $STD < 10\%$  (dark without errors)*

The colorbar represents the latitude.



*5.5 Plot ozone profiles where STD < 5% (dark without errors)*

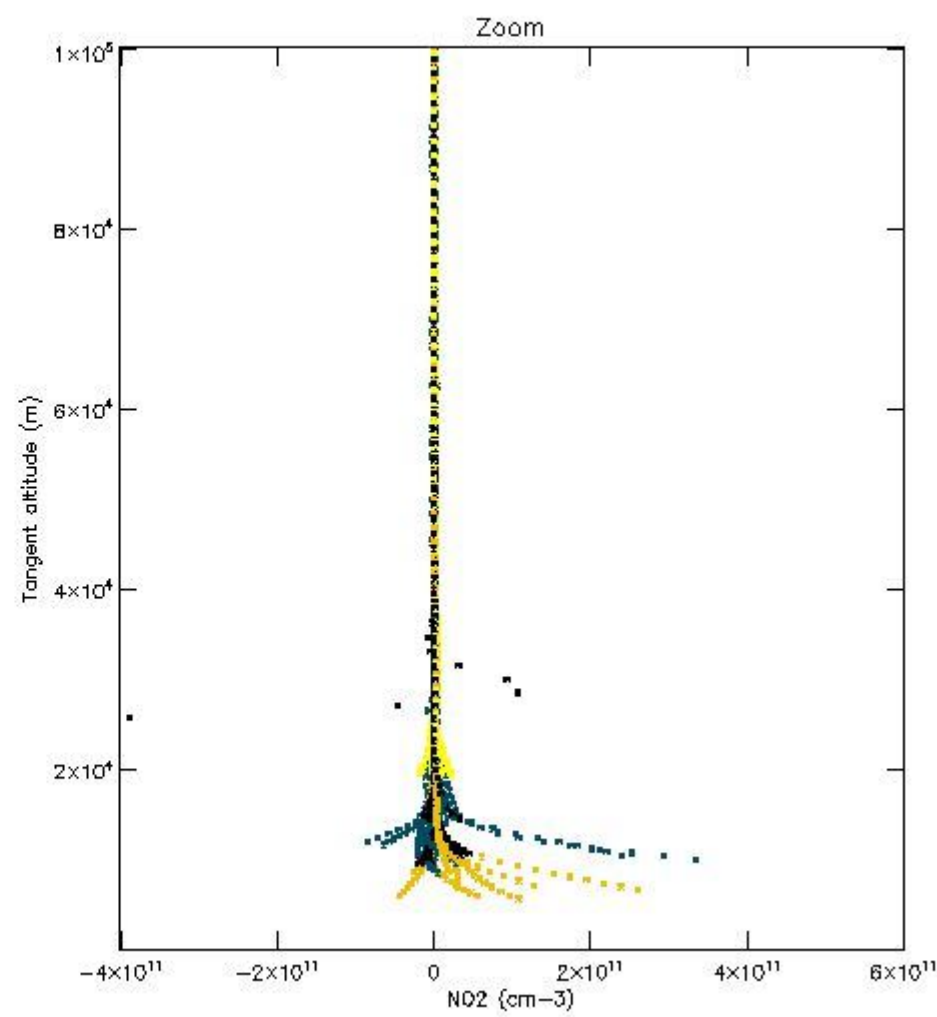
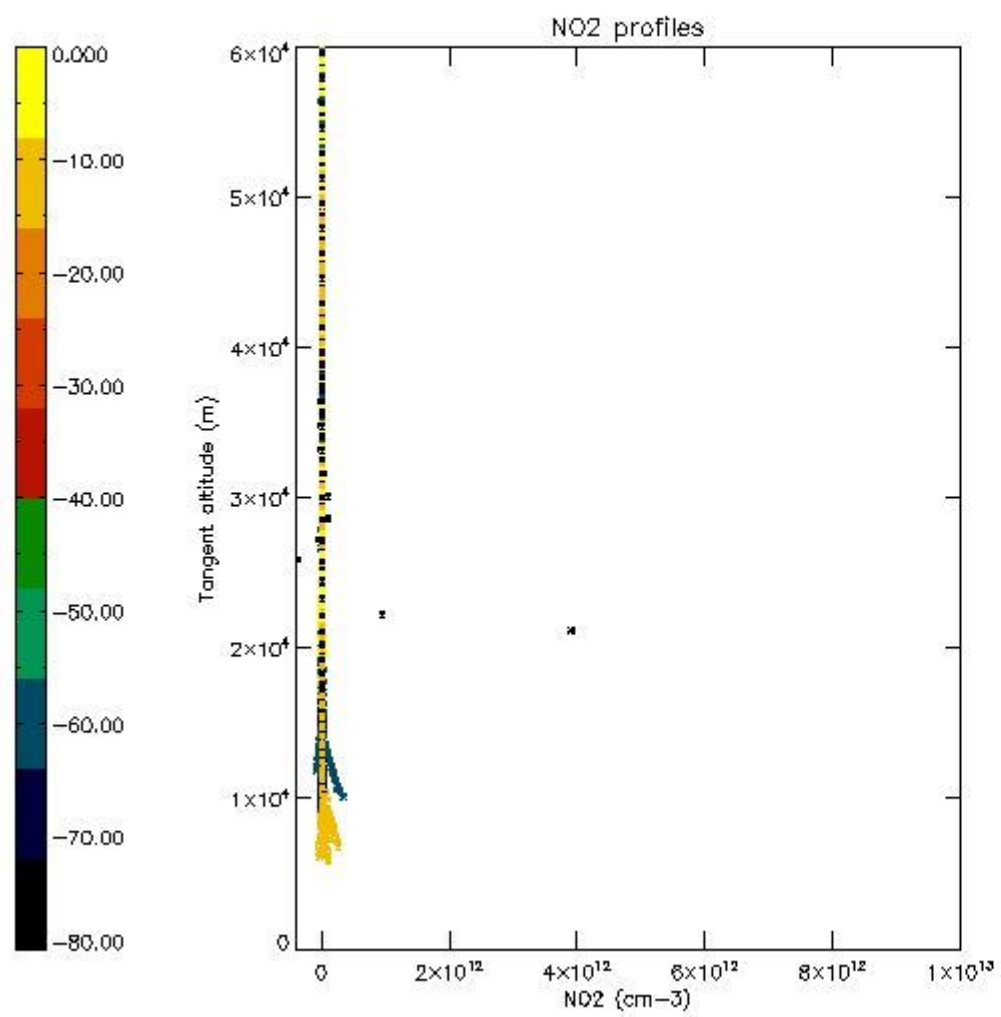
The colorbar represents the latitude.



*5.6 Plot NO<sub>2</sub> profiles for all STD (dark without errors)*

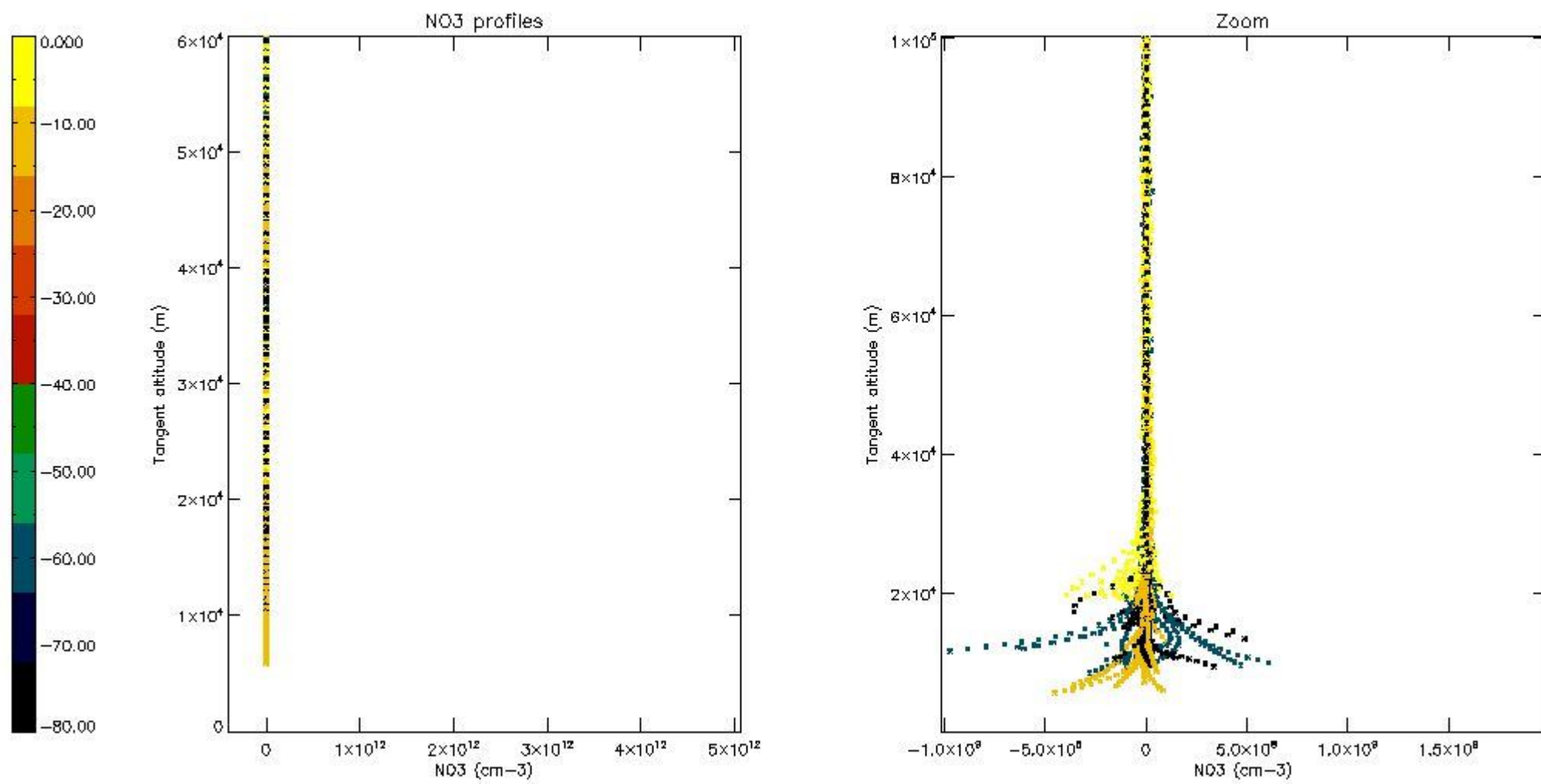
The colorbar represents the latitude.





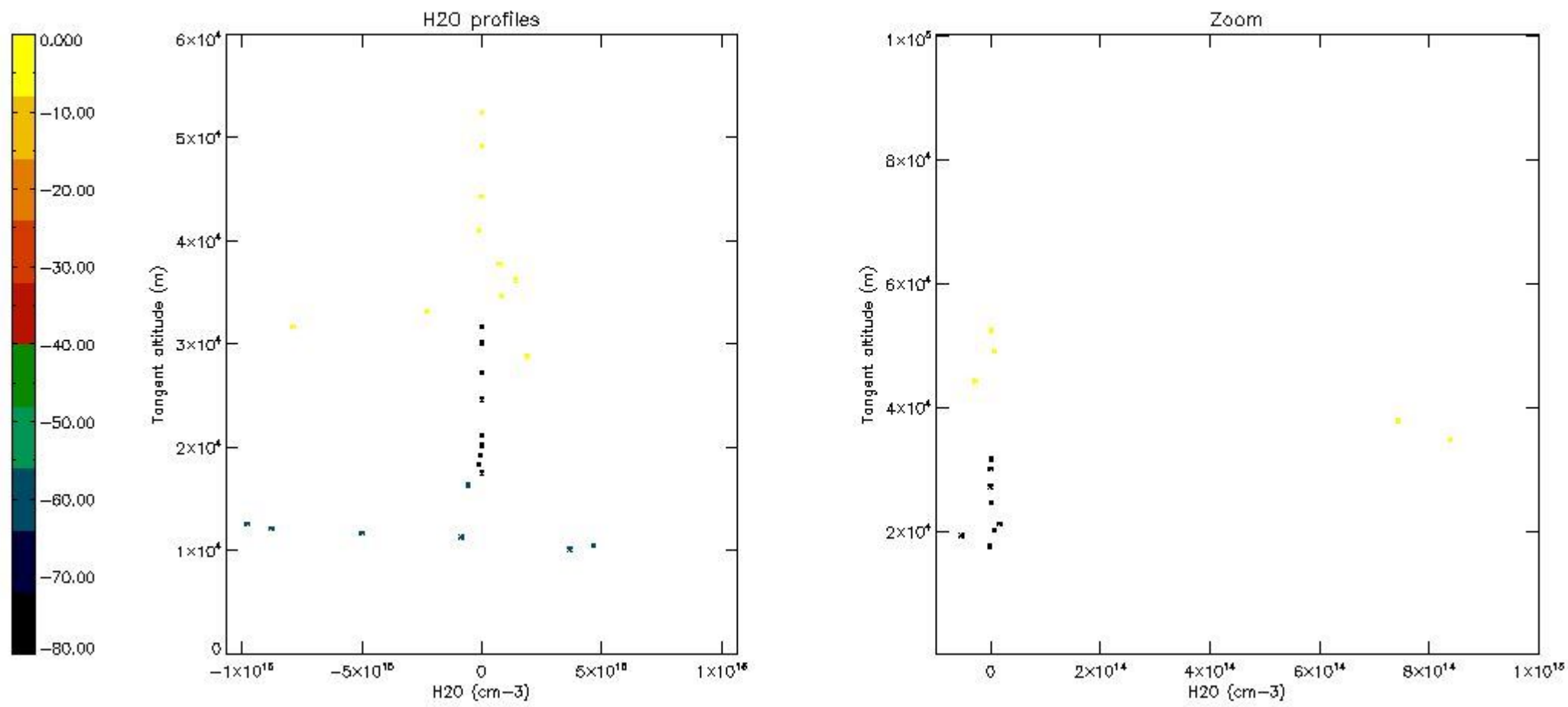
*5.7 Plot NO3 profiles for all STD (dark without errors)*

The colorbar represents the latitude.



5.8 Plot H2O profiles for all STD (only for occultations of stars 1,2,3,4,13,14,16,26,63 dark without errors)

The colorbar represents the latitude.



## 6. Auxiliary Data Files used for the production reported in section 2

The number reported in the third column indicates since which file (see list in section 2) the corresponding auxiliary file has been used. The fourth column is the date of those product files.

Type	Auxiliary Filename	Used since product	Used since product date
INST_PHYS_CHARACTERISTICS	GOM_INS_AXVIEC20091111_143220_20030716_120000_20500101_000000	1	14-JUL-2006 00:03:11
LEVEL-2_PROC_CONFIG	GOM_PR2_AXVIEC20091111_152718_20020301_000000_20500101_000000	1	14-JUL-2006 00:03:11
CROSS_SECTIONS_FILE	GOM_CRS_AXVIEC20091111_154832_20020301_000000_20500101_000000	1	14-JUL-2006 00:03:11

# GOMOS Level 2 Daily Report

## SUMMARY

### [1. General Info](#)

### [2. Summary of processed GOM\\_NL\\_2P products](#)

### [3. Level 2 Quality information per product](#)

#### [3.1 Plot of level 2 quality information per product \(time dependant\)](#)

#### [3.2 Plot of level 2 quality information per product \(world map\)](#)

### [4. Level 1 Quality information per product \(stored on level 2 products\)](#)

#### [4.1 Plot of level 1 quality information per product \(time dependant\)](#)

##### [4.1.1 Plot of level 1 quality information per product \(time dependant\): ASCENDING](#)

##### [4.1.2 Plot of level 1 quality information per product \(time dependant\): DESCENDING](#)

#### [4.2 Plot of level 1 quality information per product \(world map\)](#)

##### [4.2.1 Plot of level 1 quality information per product \(world map\): ASCENDING](#)

##### [4.2.2 Plot of level 1 quality information per product \(world map\): DESCENDING](#)

### [5. Ozone profiles based on quality statistics and other trace gas profiles](#)

#### [5.1 Ozone statistics based on quality of products](#)

#### [5.2 Plot ozone profiles for all STD \(dark without errors\)](#)

#### [5.3 Plot ozone profiles where STD < 20% \(dark without errors\)](#)

#### [5.4. Plot ozone profiles where STD < 10% \(dark without errors\)](#)

#### [5.5. Plot ozone profiles where STD < 5% \(dark without errors\)](#)

#### [5.6 Plot NO2 profiles for all STD \(dark without errors\)](#)

#### [5.7 Plot NO3 profiles for all STD \(dark without errors\)](#)

#### [5.8 Plot H2O profiles \(only for occultations of stars 1,2,3,4,13,14,16,26,63 dark without errors\) for all STD](#)

### [6. Auxiliary Data Files used for the production reported in section 2](#)



This report presents the daily analysis on parameters extracted from GOMOS level 2 data (GOM\_NL\_\_2P). It is intended to monitor some important parameters that will impact the quality of these products. A list of level 2 products (and content) that have arrived during the reporting day to the PCF is also given.

Item	Value
Time of report generation	24APR2013 01:45:16
Data source version	GOMOS/6.01
Start time of products	14-07-2006 (14JUL2006 00:00:00)
Stop time of products	15-07-2006 (15JUL2006 00:00:00)
Store outputs in DB	Yes
Nb of level 2 prods	239
Nb of prods with errors	0

## 2. Summary of processed GOM\_NL\_\_2P products.

Nr	Filename	UTC Start time	Limb	Duration	Star Id	Star Name	Star Mag	Star Temp	Nb Meas	Orbit	Prod. error
1	GOM_NL__2PRFIN20060714_000311_000000342049_00245_22844_9959.N1	14-JUL-2006 00:03:11	Bright	34.000	49	1Alp UMi	1.9900	6300.0	68	22844	No
2	GOM_NL__2PRFIN20060714_002419_000000452049_00245_22844_9960.N1	14-JUL-2006 00:24:19	Twilight	45.000	13	87Alp Tau	0.86700	3800.0	90	22844	No
3	GOM_NL__2PRFIN20060714_003039_000000382049_00245_22844_9961.N1	14-JUL-2006 00:30:39	Dark	37.500	7	19Bet Ori	0.10000	14000.	75	22844	No
4	GOM_NL__2PRFIN20060714_003336_000000482049_00245_22844_9962.N1	14-JUL-2006 00:33:36	Dark	47.500	165	34Gam Eri	2.9500	3200.0	95	22844	No
5	GOM_NL__2PRFIN20060714_004841_000000522049_00246_22845_9946.N1	14-JUL-2006 00:48:41	Dark	51.500	9	Alp Eri	0.45300	24000.	103	22845	No
6	GOM_NL__2PRFIN20060714_005223_000000372049_00246_22845_9947.N1	14-JUL-2006 00:52:23	Dark	37.000	135	Bet Hyi	2.8200	5800.0	74	22845	No
7	GOM_NL__2PRFIN20060714_005613_000000432049_00246_22845_9948.N1	14-JUL-2006 00:56:13	Straylight	42.500	148	Alp Tuc	2.8780	4100.0	85	22845	No
8	GOM_NL__2PRFIN20060714_010010_000000392049_00246_22845_9949.N1	14-JUL-2006 01:00:10	Straylight	39.000	45	Alp Pav	1.9400	26000.	78	22845	No
9	GOM_NL__2PRFIN20060714_010730_000000392049_00246_22845_9950.N1	14-JUL-2006 01:07:30	Tw_i_and_stray	39.000	85	Kap Sco	2.4070	28000.	78	22845	No
10	GOM_NL__2PRFIN20060714_010906_000000452049_00246_22845_9951.N1	14-JUL-2006 01:09:06	Bright	45.000	103	38Zet Sgr	2.6000	9700.0	90	22845	No
11	GOM_NL__2PRFIN20060714_011047_000000372049_00246_22845_9952.N1	14-JUL-2006 01:10:47	Bright	37.000	137	22Lam Sgr	2.8240	4400.0	74	22845	No
12	GOM_NL__2PRFIN20060714_011935_000000352049_00246_22845_9953.N1	14-JUL-2006 01:19:35	Bright	35.000	126	60Bet Oph	2.7700	4250.0	70	22845	No
13	GOM_NL__2PRFIN20060714_012152_000000372049_00246_22845_9954.N1	14-JUL-2006 01:21:52	Bright	37.000	59	55Alp Oph	2.0800	8900.0	74	22845	No
14	GOM_NL__2PRFIN20060714_012742_000000382049_00246_22845_9955.N1	14-JUL-2006 01:27:42	Bright	37.500	133	40Zet Her	2.8070	6000.0	75	22845	No
15	GOM_NL__2PRFIN20060714_013248_000000342049_00246_22845_9956.N1	14-JUL-2006 01:32:48	Bright	34.000	69	33Gam Dra	2.2310	3800.0	68	22845	No
16	GOM_NL__2PRFIN20060714_013555_000000472049_00246_22845_9957.N1	14-JUL-2006 01:35:55	Bright	46.500	119	14Eta Dra	2.7270	4700.0	93	22845	No
17	GOM_NL__2PRFIN20060714_014007_000000362049_00246_22845_9958.N1	14-JUL-2006 01:40:07	Bright	36.000	60	7Bet UMi	2.0810	3950.0	72	22845	No
18	GOM_NL__2PRFIN20060714_014347_000000352049_00246_22845_9959.N1	14-JUL-2006 01:43:47	Bright	35.000	49	1Alp UMi	1.9900	6300.0	70	22845	No
19	GOM_NL__2PRFIN20060714_020455_000000482049_00246_22845_9960.N1	14-JUL-2006 02:04:55	Twilight	47.500	13	87Alp Tau	0.86700	3800.0	95	22845	No
20	GOM_NL__2PRFIN20060714_021116_000000362049_00246_22845_9961.N1	14-JUL-2006 02:11:16	Dark	35.500	7	19Bet Ori	0.10000	14000.	71	22845	No
21	GOM_NL__2PRFIN20060714_021412_000000442049_00246_22845_9962.N1	14-JUL-2006 02:14:12	Dark	44.000	165	34Gam Eri	2.9500	3200.0	88	22845	No
22	GOM_NL__2PRFIN20060714_022917_000000522049_00247_22846_9946.N1	14-JUL-2006 02:29:17	Dark	52.000	9	Alp Eri	0.45300	24000.	104	22846	No
23	GOM_NL__2PRFIN20060714_023300_000000372049_00247_22846_9947.N1	14-JUL-2006 02:33:00	Dark	36.500	135	Bet Hyi	2.8200	5800.0	73	22846	No
24	GOM_NL__2PRFIN20060714_023650_000000442049_00247_22846_9948.N1	14-JUL-2006 02:36:50	Straylight	44.000	148	Alp Tuc	2.8780	4100.0	88	22846	No
25	GOM_NL__2PRFIN20060714_024047_000000432049_00247_22846_9949.N1	14-JUL-2006 02:40:47	Straylight	42.500	45	Alp Pav	1.9400	26000.	85	22846	No
26	GOM_NL__2PRFIN20060714_024806_000000392049_00247_22846_9950.N1	14-JUL-2006 02:48:06	Tw_i_and_stray	38.500	85	Kap Sco	2.4070	28000.	77	22846	No
27	GOM_NL__2PRFIN20060714_024942_000000442049_00247_22846_9951.N1	14-JUL-2006 02:49:42	Bright	44.000	103	38Zet Sgr	2.6000	9700.0	88	22846	No
28	GOM_NL__2PRFIN20060714_025123_000000412049_00247_22846_9952.N1	14-JUL-2006 02:51:23	Bright	40.500	137	22Lam Sgr	2.8240	4400.0	81	22846	No
29	GOM_NL__2PRFIN20060714_030011_000000362049_00247_22846_9953.N1	14-JUL-2006 03:00:11	Bright	35.500	126	60Bet Oph	2.7700	4250.0	71	22846	No
30	GOM_NL__2PRFIN20060714_030228_000000372049_00247_22846_9954.N1	14-JUL-2006 03:02:28	Bright	37.000	59	55Alp Oph	2.0800	8900.0	74	22846	No
31	GOM_NL__2PRFIN20060714_030818_000000342049_00247_22846_9955.N1	14-JUL-2006 03:08:18	Bright	34.000	133	40Zet Her	2.8070	6000.0	68	22846	No
32	GOM_NL__2PRFIN20060714_031324_000000362049_00247_22846_9956.N1	14-JUL-2006 03:13:24	Bright	35.500	69	33Gam Dra	2.2310	3800.0	71	22846	No
33	GOM_NL__2PRFIN20060714_031631_000000362049_00247_22846_9957.N1	14-JUL-2006 03:16:31	Bright	36.000	119	14Eta Dra	2.7270	4700.0	72	22846	No
34	GOM_NL__2PRFIN20060714_032043_000000332049_00247_22846_9958.N1	14-JUL-2006 03:20:43	Bright	32.500	60	7Bet UMi	2.0810	3950.0	65	22846	No
35	GOM_NL__2PRFIN20060714_032423_000000342049_00247_22846_9959.N1	14-JUL-2006 03:24:23	Bright	33.500	49	1Alp UMi	1.9900	6300.0	67	22846	No
36	GOM_NL__2PRFIN20060714_034532_000000432049_00247_22846_9960.N1	14-JUL-2006 03:45:32	Twilight	42.500	13	87Alp Tau	0.86700	3800.0	85	22846	No
37	GOM_NL__2PRFIN20060714_035152_000000362049_00247_22846_9961.N1	14-JUL-2006 03:51:52	Dark	36.000	7	19Bet Ori	0.10000	14000.	72	22846	No
38	GOM_NL__2PRFIN20060714_035449_000000472049_00247_22846_9962.N1	14-JUL-2006 03:54:49	Dark	47.000	165	34Gam Eri	2.9500	3200.0	94	22846	No
39	GOM_NL__2PRFIN20060714_040954_000000532049_00248_22847_9946.N1	14-JUL-2006 04:09:54	Dark	52.500	9	Alp Eri	0.45300	24000.	105	22847	No
40	GOM_NL__2PRFIN20060714_041336_000000372049_00248_22847_9947.N1	14-JUL-2006 04:13:36	Dark	36.500	135	Bet Hyi	2.8200	5800.0	73	22847	No
41	GOM_NL__2PRFIN20060714_041726_000000422049_00248_22847_9948.N1	14-JUL-2006 04:17:26	Straylight	42.000	148	Alp Tuc	2.8780	4100.0	84	22847	No
42	GOM_NL__2PRFIN20060714_042123_000000392049_00248_22847_9949.N1	14-JUL-2006 04:21:23	Straylight	39.000	45	Alp Pav	1.9400	26000.	78	22847	No

43	GOM_NL__2PRFIN20060714_042842_000000382049_00248_22847_9950.N1	14-JUL-2006 04:28:42	Twilight	37.500	85	Kap Sco	2.4070	28000.	75	22847	No
44	GOM_NL__2PRFIN20060714_043018_000000382049_00248_22847_9951.N1	14-JUL-2006 04:30:18	Bright	38.000	103	38Zet Sgr	2.6000	9700.0	76	22847	No
45	GOM_NL__2PRFIN20060714_043159_000000382049_00248_22847_9952.N1	14-JUL-2006 04:31:59	Bright	37.500	137	22Lam Sgr	2.8240	4400.0	75	22847	No
46	GOM_NL__2PRFIN20060714_044047_000000362049_00248_22847_9953.N1	14-JUL-2006 04:40:47	Bright	35.500	126	60Bet Oph	2.7700	4250.0	71	22847	No
47	GOM_NL__2PRFIN20060714_044305_000000362049_00248_22847_9954.N1	14-JUL-2006 04:43:05	Bright	35.500	59	55Alp Oph	2.0800	8900.0	71	22847	No
48	GOM_NL__2PRFIN20060714_044855_000000522049_00248_22847_9955.N1	14-JUL-2006 04:48:55	Bright	52.000	133	40Zet Her	2.8070	6000.0	104	22847	No
49	GOM_NL__2PRFIN20060714_045400_000000362049_00248_22847_9956.N1	14-JUL-2006 04:54:00	Bright	35.500	69	33Gam Dra	2.2310	3800.0	71	22847	No
50	GOM_NL__2PRFIN20060714_045707_000000332049_00248_22847_9957.N1	14-JUL-2006 04:57:07	Bright	32.500	119	14Eta Dra	2.7270	4700.0	65	22847	No
51	GOM_NL__2PRFIN20060714_050120_000000332049_00248_22847_9958.N1	14-JUL-2006 05:01:20	Bright	33.000	60	7Bet UMi	2.0810	3950.0	66	22847	No
52	GOM_NL__2PRFIN20060714_050459_000000342049_00248_22847_9959.N1	14-JUL-2006 05:04:59	Bright	34.000	49	1Alp UMi	1.9900	6300.0	68	22847	No
53	GOM_NL__2PRFIN20060714_052608_000000472049_00248_22847_9960.N1	14-JUL-2006 05:26:08	Twilight	47.000	13	87Alp Tau	0.86700	3800.0	94	22847	No
54	GOM_NL__2PRFIN20060714_053228_000000402049_00248_22847_9961.N1	14-JUL-2006 05:32:28	Dark	39.500	7	19Bet Ori	0.10000	14000.	79	22847	No
55	GOM_NL__2PRFIN20060714_053525_000000492049_00248_22847_9962.N1	14-JUL-2006 05:35:25	Dark	49.000	165	34Gam Eri	2.9500	3200.0	98	22847	No
56	GOM_NL__2PRFIN20060714_055031_000000432049_00249_22848_9946.N1	14-JUL-2006 05:50:31	Dark	43.000	9	Alp Eri	0.45300	24000.	86	22848	No
57	GOM_NL__2PRFIN20060714_055412_000000372049_00249_22848_9947.N1	14-JUL-2006 05:54:12	Dark	37.000	135	Bet Hyi	2.8200	5800.0	74	22848	No
58	GOM_NL__2PRFIN20060714_055803_000000422049_00249_22848_9948.N1	14-JUL-2006 05:58:03	Straylight	42.000	148	Alp Tuc	2.8780	4100.0	84	22848	No
59	GOM_NL__2PRFIN20060714_060159_000000392049_00249_22848_9949.N1	14-JUL-2006 06:01:59	Straylight	39.000	45	Alp Pav	1.9400	26000.	78	22848	No
60	GOM_NL__2PRFIN20060714_060919_000000402049_00249_22848_9950.N1	14-JUL-2006 06:09:19	Twilight	39.500	85	Kap Sco	2.4070	28000.	79	22848	No
61	GOM_NL__2PRFIN20060714_061054_000000522049_00249_22848_9951.N1	14-JUL-2006 06:10:54	Bright	51.500	103	38Zet Sgr	2.6000	9700.0	103	22848	No
62	GOM_NL__2PRFIN20060714_061236_000000392049_00249_22848_9952.N1	14-JUL-2006 06:12:36	Bright	38.500	137	22Lam Sgr	2.8240	4400.0	77	22848	No
63	GOM_NL__2PRFIN20060714_062123_000000362049_00249_22848_9953.N1	14-JUL-2006 06:21:23	Bright	36.000	126	60Bet Oph	2.7700	4250.0	72	22848	No
64	GOM_NL__2PRFIN20060714_062341_000000352049_00249_22848_9954.N1	14-JUL-2006 06:23:41	Bright	34.500	59	55Alp Oph	2.0800	8900.0	69	22848	No
65	GOM_NL__2PRFIN20060714_062931_000000352049_00249_22848_9955.N1	14-JUL-2006 06:29:31	Bright	35.000	133	40Zet Her	2.8070	6000.0	70	22848	No
66	GOM_NL__2PRFIN20060714_063436_000000382049_00249_22848_9956.N1	14-JUL-2006 06:34:36	Bright	38.000	69	33Gam Dra	2.2310	3800.0	76	22848	No
67	GOM_NL__2PRFIN20060714_063743_000000362049_00249_22848_9957.N1	14-JUL-2006 06:37:43	Bright	36.000	119	14Eta Dra	2.7270	4700.0	72	22848	No
68	GOM_NL__2PRFIN20060714_064156_000000362049_00249_22848_9958.N1	14-JUL-2006 06:41:56	Bright	35.500	60	7Bet UMi	2.0810	3950.0	71	22848	No
69	GOM_NL__2PRFIN20060714_064535_000000362049_00249_22848_9959.N1	14-JUL-2006 06:45:35	Bright	35.500	49	1Alp UMi	1.9900	6300.0	71	22848	No
70	GOM_NL__2PRFIN20060714_070644_000000492049_00249_22848_9960.N1	14-JUL-2006 07:06:44	Twilight	48.500	13	87Alp Tau	0.86700	3800.0	97	22848	No
71	GOM_NL__2PRFIN20060714_071304_000000392049_00249_22848_9961.N1	14-JUL-2006 07:13:04	Dark	38.500	7	19Bet Ori	0.10000	14000.	77	22848	No
72	GOM_NL__2PRFIN20060714_071602_000000482049_00249_22848_9962.N1	14-JUL-2006 07:16:02	Dark	48.000	165	34Gam Eri	2.9500	3200.0	96	22848	No
73	GOM_NL__2PRFIN20060714_073107_000000492049_00250_22849_9946.N1	14-JUL-2006 07:31:07	Dark	49.000	9	Alp Eri	0.45300	24000.	98	22849	No
74	GOM_NL__2PRFIN20060714_073449_000000372049_00250_22849_9947.N1	14-JUL-2006 07:34:49	Dark	37.000	135	Bet Hyi	2.8200	5800.0	74	22849	No
75	GOM_NL__2PRFIN20060714_073839_000000412049_00250_22849_9948.N1	14-JUL-2006 07:38:39	Straylight	41.000	148	Alp Tuc	2.8780	4100.0	82	22849	No
76	GOM_NL__2PRFIN20060714_074236_000000402049_00250_22849_9949.N1	14-JUL-2006 07:42:36	Straylight	40.000	45	Alp Pav	1.9400	26000.	80	22849	No
77	GOM_NL__2PRFIN20060714_074955_000000392049_00250_22849_9950.N1	14-JUL-2006 07:49:55	Twilight	39.000	85	Kap Sco	2.4070	28000.	78	22849	No
78	GOM_NL__2PRFIN20060714_075131_000000442049_00250_22849_9951.N1	14-JUL-2006 07:51:31	Bright	44.000	103	38Zet Sgr	2.6000	9700.0	88	22849	No
79	GOM_NL__2PRFIN20060714_075312_000000392049_00250_22849_9952.N1	14-JUL-2006 07:53:12	Bright	38.500	137	22Lam Sgr	2.8240	4400.0	77	22849	No
80	GOM_NL__2PRFIN20060714_080159_000000362049_00250_22849_9953.N1	14-JUL-2006 08:01:59	Bright	35.500	126	60Bet Oph	2.7700	4250.0	71	22849	No
81	GOM_NL__2PRFIN20060714_080417_000000352049_00250_22849_9954.N1	14-JUL-2006 08:04:17	Bright	34.500	59	55Alp Oph	2.0800	8900.0	69	22849	No
82	GOM_NL__2PRFIN20060714_081007_000000362049_00250_22849_9955.N1	14-JUL-2006 08:10:07	Bright	35.500	133	40Zet Her	2.8070	6000.0	71	22849	No
83	GOM_NL__2PRFIN20060714_081512_000000382049_00250_22849_9956.N1	14-JUL-2006 08:15:12	Bright	38.000	69	33Gam Dra	2.2310	3800.0	76	22849	No
84	GOM_NL__2PRFIN20060714_081819_000000362049_00250_22849_9957.N1	14-JUL-2006 08:18:19	Bright	35.500	119	14Eta Dra	2.7270	4700.0	71	22849	No
85	GOM_NL__2PRFIN20060714_082232_000000362049_00250_22849_9958.N1	14-JUL-2006 08:22:32	Bright	35.500	60	7Bet UMi	2.0810	3950.0	71	22849	No
86	GOM_NL__2PRFIN20060714_082611_000000332049_00250_22849_9959.N1	14-JUL-2006 08:26:11	Bright	33.000	49	1Alp UMi	1.9900	6300.0	66	22849	No
87	GOM_NL__2PRFIN20060714_084720_000000482049_00250_22849_9960.N1	14-JUL-2006 08:47:20	Twilight	48.000	13	87Alp Tau	0.86700	3800.0	96	22849	No
88	GOM_NL__2PRFIN20060714_085340_000000382049_00250_22849_9961.N1	14-JUL-2006 08:53:40	Dark	37.500	7	19Bet Ori	0.10000	14000.	75	22849	No
89	GOM_NL__2PRFIN20060714_085638_000000472049_00250_22849_9962.N1	14-JUL-2006 08:56:38	Dark	46.500	165	34Gam Eri	2.9500	3200.0	93	22849	No
90	GOM_NL__2PRFIN20060714_091144_000000522049_00251_22850_9946.N1	14-JUL-2006 09:11:44	Dark	52.000	9	Alp Eri	0.45300	24000.	104	22850	No
91	GOM_NL__2PRFIN20060714_091525_000000372049_00251_22850_9947.N1	14-JUL-2006 09:15:25	Dark	36.500	135	Bet Hyi	2.8200	5800.0	73	22850	No
92	GOM_NL__2PRFIN20060714_091916_000000502049_00251_22850_9948.N1	14-JUL-2006 09:19:16	Straylight	50.000	148	Alp Tuc	2.8780	4100.0	100	22850	No
93	GOM_NL__2PRFIN20060714_092312_000000412049_00251_22850_9949.N1	14-JUL-2006 09:23:12	Straylight	40.500	45	Alp Pav	1.9400	26000.	81	22850	No
94	GOM_NL__2PRFIN20060714_093031_000000412049_00251_22850_9950.N1	14-JUL-2006 09:30:31	Twilight	40.500	85	Kap Sco	2.4070	28000.	81	22850	No
95	GOM_NL__2PRFIN20060714_093207_000000422049_00251_22850_9951.N1	14-JUL-2006 09:32:07	Bright	41.500	103	38Zet Sgr	2.6000	9700.0	83	22850	No
96	GOM_NL__2PRFIN20060714_093348_000000382049_00251_22850_9952.N1	14-JUL-2006 09:33:48	Bright	38.000	137	22Lam Sgr	2.8240	4400.0	76	22850	No
97	GOM_NL__2PRFIN20060714_094236_000000352049_00251_22850_9953.N1	14-JUL-2006 09:42:36	Bright	35.000	126	60Bet Oph	2.7700	4250.0	70	22850	No
98	GOM_NL__2PRFIN20060714_094453_000000352049_00251_22850_9954.N1	14-JUL-2006 09:44:53	Bright	35.000	59	55Alp Oph	2.0800	8900.0	70	22850	No
99	GOM_NL__2PRFIN20060714_095043_000000362049_00251_22850_9955.N1	14-JUL-2006 09:50:43	Bright	36.000	133	40Zet Her	2.8070	6000.0	72	22850	No
100	GOM_NL__2PRFIN20060714_095548_000000372049_00251_22850_9956.N1	14-JUL-2006 09:55:48	Bright	36.500	69	33Gam Dra	2.2310	3800.0	73	22850	No
101	GOM_NL__2PRFIN20060714_095855_000000362049_00251_22850_9957.N1	14-JUL-2006 09:58:55	Bright	35.500	119	14Eta Dra	2.7270	4700.0	71	22850	No

102	GOM_NL__2PRFIN20060714_100308_000000352049_00251_22850_9958.N1	14-JUL-2006 10:03:08	Bright	34.500	60	7Bet UMi	2.0810	3950.0	69	22850	No
103	GOM_NL__2PRFIN20060714_100647_000000362049_00251_22850_9959.N1	14-JUL-2006 10:06:47	Bright	35.500	49	1Alp UMi	1.9900	6300.0	71	22850	No
104	GOM_NL__2PRFIN20060714_102756_000000472049_00251_22850_9960.N1	14-JUL-2006 10:27:56	Twilight	47.000	13	87Alp Tau	0.86700	3800.0	94	22850	No
105	GOM_NL__2PRFIN20060714_103416_000000382049_00251_22850_9961.N1	14-JUL-2006 10:34:16	Dark	38.000	7	19Bet Ori	0.10000	14000.	76	22850	No
106	GOM_NL__2PRFIN20060714_103715_000000462049_00251_22850_9962.N1	14-JUL-2006 10:37:15	Dark	45.500	165	34Gam Eri	2.9500	3200.0	91	22850	No
107	GOM_NL__2PRFIN20060714_105220_000000452049_00252_22851_9966.N1	14-JUL-2006 10:52:20	Dark	45.000	9	Alp Eri	0.45300	24000.	90	22851	No
108	GOM_NL__2PRFIN20060714_105601_000000372049_00252_22851_9967.N1	14-JUL-2006 10:56:01	Dark	36.500	135	Bet Hyi	2.8200	5800.0	73	22851	No
109	GOM_NL__2PRFIN20060714_105952_000000402049_00252_22851_9968.N1	14-JUL-2006 10:59:52	Straylight	40.000	148	Alp Tuc	2.8780	4100.0	80	22851	No
110	GOM_NL__2PRFIN20060714_110348_000000412049_00252_22851_9969.N1	14-JUL-2006 11:03:48	Straylight	41.000	45	Alp Pav	1.9400	26000.	82	22851	No
111	GOM_NL__2PRFIN20060714_111107_000000372049_00252_22851_9970.N1	14-JUL-2006 11:11:07	Twi_and_stray	37.000	85	Kap Sco	2.4070	28000.	74	22851	No
112	GOM_NL__2PRFIN20060714_111243_000000542049_00252_22851_9971.N1	14-JUL-2006 11:12:43	Bright	54.000	103	38Zet Sgr	2.6000	9700.0	108	22851	No
113	GOM_NL__2PRFIN20060714_111424_000000382049_00252_22851_9972.N1	14-JUL-2006 11:14:24	Bright	37.500	137	22Lam Sgr	2.8240	4400.0	75	22851	No
114	GOM_NL__2PRFIN20060714_112312_000000362049_00252_22851_9973.N1	14-JUL-2006 11:23:12	Bright	35.500	126	60Bet Oph	2.7700	4250.0	71	22851	No
115	GOM_NL__2PRFIN20060714_112529_000000352049_00252_22851_9974.N1	14-JUL-2006 11:25:29	Bright	35.000	59	55Alp Oph	2.0800	8900.0	70	22851	No
116	GOM_NL__2PRFIN20060714_113119_000000382049_00252_22851_9975.N1	14-JUL-2006 11:31:19	Bright	37.500	133	40Zet Her	2.8070	6000.0	75	22851	No
117	GOM_NL__2PRFIN20060714_113624_000000392049_00252_22851_9976.N1	14-JUL-2006 11:36:24	Bright	39.000	69	33Gam Dra	2.2310	3800.0	78	22851	No
118	GOM_NL__2PRFIN20060714_113931_000000352049_00252_22851_9977.N1	14-JUL-2006 11:39:31	Bright	35.000	119	14Eta Dra	2.7270	4700.0	70	22851	No
119	GOM_NL__2PRFIN20060714_114344_000000362049_00252_22851_9978.N1	14-JUL-2006 11:43:44	Bright	35.500	60	7Bet UMi	2.0810	3950.0	71	22851	No
120	GOM_NL__2PRFIN20060714_114723_000000362049_00252_22851_9979.N1	14-JUL-2006 11:47:23	Bright	35.500	49	1Alp UMi	1.9900	6300.0	71	22851	No
121	GOM_NL__2PRFIN20060714_120832_000000502049_00252_22851_9980.N1	14-JUL-2006 12:08:32	Twilight	49.500	13	87Alp Tau	0.86700	3800.0	99	22851	No
122	GOM_NL__2PRFIN20060714_121453_000000452049_00252_22851_9981.N1	14-JUL-2006 12:14:53	Dark	45.000	7	19Bet Ori	0.10000	14000.	90	22851	No
123	GOM_NL__2PRFIN20060714_121751_000000502049_00252_22851_9982.N1	14-JUL-2006 12:17:51	Dark	50.000	165	34Gam Eri	2.9500	3200.0	100	22851	No
124	GOM_NL__2PRFIN20060714_123257_000000422049_00253_22852_9966.N1	14-JUL-2006 12:32:57	Dark	42.000	9	Alp Eri	0.45300	24000.	84	22852	No
125	GOM_NL__2PRFIN20060714_123637_000000372049_00253_22852_9967.N1	14-JUL-2006 12:36:37	Dark	37.000	135	Bet Hyi	2.8200	5800.0	74	22852	No
126	GOM_NL__2PRFIN20060714_124029_000000442049_00253_22852_9968.N1	14-JUL-2006 12:40:29	Straylight	43.500	148	Alp Tuc	2.8780	4100.0	87	22852	No
127	GOM_NL__2PRFIN20060714_124425_000000392049_00253_22852_9969.N1	14-JUL-2006 12:44:25	Straylight	38.500	45	Alp Pav	1.9400	26000.	77	22852	No
128	GOM_NL__2PRFIN20060714_125143_000000372049_00253_22852_9970.N1	14-JUL-2006 12:51:43	Twi_and_stray	37.000	85	Kap Sco	2.4070	28000.	74	22852	No
129	GOM_NL__2PRFIN20060714_125319_000000402049_00253_22852_9971.N1	14-JUL-2006 12:53:19	Bright	39.500	103	38Zet Sgr	2.6000	9700.0	79	22852	No
130	GOM_NL__2PRFIN20060714_125500_000000372049_00253_22852_9972.N1	14-JUL-2006 12:55:00	Bright	37.000	137	22Lam Sgr	2.8240	4400.0	74	22852	No
131	GOM_NL__2PRFIN20060714_130347_000000362049_00253_22852_9973.N1	14-JUL-2006 13:03:47	Bright	35.500	126	60Bet Oph	2.7700	4250.0	71	22852	No
132	GOM_NL__2PRFIN20060714_130605_000000522049_00253_22852_9974.N1	14-JUL-2006 13:06:05	Bright	52.000	59	55Alp Oph	2.0800	8900.0	104	22852	No
133	GOM_NL__2PRFIN20060714_131155_000000372049_00253_22852_9975.N1	14-JUL-2006 13:11:55	Bright	36.500	133	40Zet Her	2.8070	6000.0	73	22852	No
134	GOM_NL__2PRFIN20060714_131700_000000392049_00253_22852_9976.N1	14-JUL-2006 13:17:00	Bright	38.500	69	33Gam Dra	2.2310	3800.0	77	22852	No
135	GOM_NL__2PRFIN20060714_132007_000000362049_00253_22852_9977.N1	14-JUL-2006 13:20:07	Bright	35.500	119	14Eta Dra	2.7270	4700.0	71	22852	No
136	GOM_NL__2PRFIN20060714_132420_000000372049_00253_22852_9978.N1	14-JUL-2006 13:24:20	Bright	36.500	60	7Bet UMi	2.0810	3950.0	73	22852	No
137	GOM_NL__2PRFIN20060714_132759_000000362049_00253_22852_9979.N1	14-JUL-2006 13:27:59	Bright	35.500	49	1Alp UMi	1.9900	6300.0	71	22852	No
138	GOM_NL__2PRFIN20060714_134909_000000452049_00253_22852_9980.N1	14-JUL-2006 13:49:09	Twilight	44.500	13	87Alp Tau	0.86700	3800.0	89	22852	No
139	GOM_NL__2PRFIN20060714_135529_000000452049_00253_22852_9981.N1	14-JUL-2006 13:55:29	Dark	44.500	7	19Bet Ori	0.10000	14000.	89	22852	No
140	GOM_NL__2PRFIN20060714_135827_000000462049_00253_22852_9982.N1	14-JUL-2006 13:58:27	Dark	45.500	165	34Gam Eri	2.9500	3200.0	91	22852	No
141	GOM_NL__2PRFIN20060714_141333_000000412049_00254_22853_9966.N1	14-JUL-2006 14:13:33	Dark	41.000	9	Alp Eri	0.45300	24000.	82	22853	No
142	GOM_NL__2PRFIN20060714_141713_000000372049_00254_22853_9967.N1	14-JUL-2006 14:17:13	Dark	37.000	135	Bet Hyi	2.8200	5800.0	74	22853	No
143	GOM_NL__2PRFIN20060714_142105_000000412049_00254_22853_9968.N1	14-JUL-2006 14:21:05	Straylight	41.000	148	Alp Tuc	2.8780	4100.0	82	22853	No
144	GOM_NL__2PRFIN20060714_142501_000000392049_00254_22853_9969.N1	14-JUL-2006 14:25:01	Straylight	39.000	45	Alp Pav	1.9400	26000.	78	22853	No
145	GOM_NL__2PRFIN20060714_143219_000000372049_00254_22853_9970.N1	14-JUL-2006 14:32:19	Twi_and_stray	37.000	85	Kap Sco	2.4070	28000.	74	22853	No
146	GOM_NL__2PRFIN20060714_143355_000000412049_00254_22853_9971.N1	14-JUL-2006 14:33:55	Bright	41.000	103	38Zet Sgr	2.6000	9700.0	82	22853	No
147	GOM_NL__2PRFIN20060714_143536_000000392049_00254_22853_9972.N1	14-JUL-2006 14:35:36	Bright	38.500	137	22Lam Sgr	2.8240	4400.0	77	22853	No
148	GOM_NL__2PRFIN20060714_144424_000000362049_00254_22853_9973.N1	14-JUL-2006 14:44:24	Bright	35.500	126	60Bet Oph	2.7700	4250.0	71	22853	No
149	GOM_NL__2PRFIN20060714_144641_000000352049_00254_22853_9974.N1	14-JUL-2006 14:46:41	Bright	34.500	59	55Alp Oph	2.0800	8900.0	69	22853	No
150	GOM_NL__2PRFIN20060714_145232_000000352049_00254_22853_9975.N1	14-JUL-2006 14:52:32	Bright	34.500	133	40Zet Her	2.8070	6000.0	69	22853	No
151	GOM_NL__2PRFIN20060714_145735_000000342049_00254_22853_9976.N1	14-JUL-2006 14:57:35	Bright	33.500	69	33Gam Dra	2.2310	3800.0	67	22853	No
152	GOM_NL__2PRFIN20060714_150044_000000362049_00254_22853_9977.N1	14-JUL-2006 15:00:44	Bright	35.500	119	14Eta Dra	2.7270	4700.0	71	22853	No
153	GOM_NL__2PRFIN20060714_150456_000000332049_00254_22853_9978.N1	14-JUL-2006 15:04:56	Bright	32.500	60	7Bet UMi	2.0810	3950.0	65	22853	No
154	GOM_NL__2PRFIN20060714_150835_000000352049_00254_22853_9979.N1	14-JUL-2006 15:08:35	Bright	34.500	49	1Alp UMi	1.9900	6300.0	69	22853	No
155	GOM_NL__2PRFIN20060714_152945_000000452049_00254_22853_9980.N1	14-JUL-2006 15:29:45	Twilight	45.000	13	87Alp Tau	0.86700	3800.0	90	22853	No
156	GOM_NL__2PRFIN20060714_153605_000000402049_00254_22853_9981.N1	14-JUL-2006 15:36:05	Dark	40.000	7	19Bet Ori	0.10000	14000.	80	22853	No
157	GOM_NL__2PRFIN20060714_153904_000000492049_00254_22853_9982.N1	14-JUL-2006 15:39:04	Dark	48.500	165	34Gam Eri	2.9500	3200.0	97	22853	No
158	GOM_NL__2PRFIN20060714_155410_000000432049_00255_22854_9966.N1	14-JUL-2006 15:54:10	Dark	43.000	9	Alp Eri	0.45300	24000.	86	22854	No
159	GOM_NL__2PRFIN20060714_155749_000000372049_00255_22854_9967.N1	14-JUL-2006 15:57:49	Dark	37.000	135	Bet Hyi	2.8200	5800.0	74	22854	No
160	GOM_NL__2PRFIN20060714_160142_000000422049_00255_22854_9968.N1	14-JUL-2006 16:01:42	Straylight	41.500	148	Alp Tuc	2.8780	4100.0	83	22854	No



161	GOM_NL__2PRFIN20060714_160537_000000412049_00255_22854_9969.N1	14-JUL-2006 16:05:37	Straylight	40.500	45	Alp Pav	1.9400	26000.	81	22854	No
162	GOM_NL__2PRFIN20060714_161255_000000382049_00255_22854_9970.N1	14-JUL-2006 16:12:55	Twilight	37.500	85	Kap Sco	2.4070	28000.	75	22854	No
163	GOM_NL__2PRFIN20060714_161431_000000402049_00255_22854_9971.N1	14-JUL-2006 16:14:31	Bright	40.000	103	38Zet Sgr	2.6000	9700.0	80	22854	No
164	GOM_NL__2PRFIN20060714_161612_000000392049_00255_22854_9972.N1	14-JUL-2006 16:16:12	Bright	38.500	137	22Lam Sgr	2.8240	4400.0	77	22854	No
165	GOM_NL__2PRFIN20060714_162500_000000362049_00255_22854_9973.N1	14-JUL-2006 16:25:00	Bright	35.500	126	60Bet Oph	2.7700	4250.0	71	22854	No
166	GOM_NL__2PRFIN20060714_162717_000000382049_00255_22854_9974.N1	14-JUL-2006 16:27:17	Bright	38.000	59	55Alp Oph	2.0800	8900.0	76	22854	No
167	GOM_NL__2PRFIN20060714_163308_000000372049_00255_22854_9975.N1	14-JUL-2006 16:33:08	Bright	36.500	133	40Zet Her	2.8070	6000.0	73	22854	No
168	GOM_NL__2PRFIN20060714_163811_000000382049_00255_22854_9976.N1	14-JUL-2006 16:38:11	Bright	38.000	69	33Gam Dra	2.2310	3800.0	76	22854	No
169	GOM_NL__2PRFIN20060714_164120_000000372049_00255_22854_9977.N1	14-JUL-2006 16:41:20	Bright	36.500	119	14Eta Dra	2.7270	4700.0	73	22854	No
170	GOM_NL__2PRFIN20060714_164532_000000332049_00255_22854_9978.N1	14-JUL-2006 16:45:32	Bright	32.500	60	7Bet UMi	2.0810	3950.0	65	22854	No
171	GOM_NL__2PRFIN20060714_164911_000000372049_00255_22854_9979.N1	14-JUL-2006 16:49:11	Bright	36.500	49	1Alp UMi	1.9900	6300.0	73	22854	No
172	GOM_NL__2PRFIN20060714_171021_000000502049_00255_22854_9980.N1	14-JUL-2006 17:10:21	Twilight	49.500	13	87Alp Tau	0.86700	3800.0	99	22854	No
173	GOM_NL__2PRFIN20060714_171641_000000392049_00255_22854_9981.N1	14-JUL-2006 17:16:41	Dark	39.000	7	19Bet Ori	0.10000	14000.	78	22854	No
174	GOM_NL__2PRFIN20060714_171940_000000362049_00255_22854_9982.N1	14-JUL-2006 17:19:40	Dark	36.000	165	34Gam Eri	2.9500	3200.0	72	22854	No
175	GOM_NL__2PRFIN20060714_173446_000000432049_00256_22855_9966.N1	14-JUL-2006 17:34:46	Dark	42.500	9	Alp Eri	0.45300	24000.	85	22855	No
176	GOM_NL__2PRFIN20060714_173825_000000372049_00256_22855_9967.N1	14-JUL-2006 17:38:25	Dark	37.000	135	Bet Hyi	2.8200	5800.0	74	22855	No
177	GOM_NL__2PRFIN20060714_174218_000000392049_00256_22855_9968.N1	14-JUL-2006 17:42:18	Straylight	39.000	148	Alp Tuc	2.8780	4100.0	78	22855	No
178	GOM_NL__2PRFIN20060714_174614_000000382049_00256_22855_9969.N1	14-JUL-2006 17:46:14	Straylight	38.000	45	Alp Pav	1.9400	26000.	76	22855	No
179	GOM_NL__2PRFIN20060714_175331_000000402049_00256_22855_9970.N1	14-JUL-2006 17:53:31	Twilight	39.500	85	Kap Sco	2.4070	28000.	79	22855	No
180	GOM_NL__2PRFIN20060714_175507_000000402049_00256_22855_9971.N1	14-JUL-2006 17:55:07	Bright	39.500	103	38Zet Sgr	2.6000	9700.0	79	22855	No
181	GOM_NL__2PRFIN20060714_175648_000000392049_00256_22855_9972.N1	14-JUL-2006 17:56:48	Bright	38.500	137	22Lam Sgr	2.8240	4400.0	77	22855	No
182	GOM_NL__2PRFIN20060714_180536_000000362049_00256_22855_9973.N1	14-JUL-2006 18:05:36	Bright	36.000	126	60Bet Oph	2.7700	4250.0	72	22855	No
183	GOM_NL__2PRFIN20060714_180753_000000352049_00256_22855_9974.N1	14-JUL-2006 18:07:53	Bright	35.000	59	55Alp Oph	2.0800	8900.0	70	22855	No
184	GOM_NL__2PRFIN20060714_181344_000000372049_00256_22855_9975.N1	14-JUL-2006 18:13:44	Bright	37.000	133	40Zet Her	2.8070	6000.0	74	22855	No
185	GOM_NL__2PRFIN20060714_181847_000000382049_00256_22855_9976.N1	14-JUL-2006 18:18:47	Bright	37.500	69	33Gam Dra	2.2310	3800.0	75	22855	No
186	GOM_NL__2PRFIN20060714_182156_000000362049_00256_22855_9977.N1	14-JUL-2006 18:21:56	Bright	36.000	119	14Eta Dra	2.7270	4700.0	72	22855	No
187	GOM_NL__2PRFIN20060714_182609_000000332049_00256_22855_9978.N1	14-JUL-2006 18:26:09	Bright	32.500	60	7Bet UMi	2.0810	3950.0	65	22855	No
188	GOM_NL__2PRFIN20060714_182947_000000352049_00256_22855_9979.N1	14-JUL-2006 18:29:47	Bright	35.000	49	1Alp UMi	1.9900	6300.0	70	22855	No
189	GOM_NL__2PRFIN20060714_185057_000000532049_00256_22855_9980.N1	14-JUL-2006 18:50:57	Twilight	52.500	13	87Alp Tau	0.86700	3800.0	105	22855	No
190	GOM_NL__2PRFIN20060714_185717_000000392049_00256_22855_9981.N1	14-JUL-2006 18:57:17	Dark	39.000	7	19Bet Ori	0.10000	14000.	78	22855	No
191	GOM_NL__2PRFIN20060714_190017_000000362049_00256_22855_9982.N1	14-JUL-2006 19:00:17	Dark	36.000	165	34Gam Eri	2.9500	3200.0	72	22855	No
192	GOM_NL__2PRFIN20060714_191523_000000532049_00257_22856_9966.N1	14-JUL-2006 19:15:23	Dark	53.000	9	Alp Eri	0.45300	24000.	106	22856	No
193	GOM_NL__2PRFIN20060714_191902_000000372049_00257_22856_9967.N1	14-JUL-2006 19:19:02	Dark	37.000	135	Bet Hyi	2.8200	5800.0	74	22856	No
194	GOM_NL__2PRFIN20060714_192255_000000412049_00257_22856_9968.N1	14-JUL-2006 19:22:55	Straylight	40.500	148	Alp Tuc	2.8780	4100.0	81	22856	No
195	GOM_NL__2PRFIN20060714_192650_000000452049_00257_22856_9969.N1	14-JUL-2006 19:26:50	Straylight	44.500	45	Alp Pav	1.9400	26000.	89	22856	No
196	GOM_NL__2PRFIN20060714_193407_000000362049_00257_22856_9970.N1	14-JUL-2006 19:34:07	Twilight	35.500	85	Kap Sco	2.4070	28000.	71	22856	No
197	GOM_NL__2PRFIN20060714_193544_000000402049_00257_22856_9971.N1	14-JUL-2006 19:35:44	Bright	40.000	103	38Zet Sgr	2.6000	9700.0	80	22856	No
198	GOM_NL__2PRFIN20060714_193724_000000382049_00257_22856_9972.N1	14-JUL-2006 19:37:24	Bright	38.000	137	22Lam Sgr	2.8240	4400.0	76	22856	No
199	GOM_NL__2PRFIN20060714_194612_000000362049_00257_22856_9973.N1	14-JUL-2006 19:46:12	Bright	35.500	126	60Bet Oph	2.7700	4250.0	71	22856	No
200	GOM_NL__2PRFIN20060714_194829_000000372049_00257_22856_9974.N1	14-JUL-2006 19:48:29	Bright	37.000	59	55Alp Oph	2.0800	8900.0	74	22856	No
201	GOM_NL__2PRFIN20060714_195420_000000362049_00257_22856_9975.N1	14-JUL-2006 19:54:20	Bright	35.500	133	40Zet Her	2.8070	6000.0	71	22856	No
202	GOM_NL__2PRFIN20060714_195923_000000382049_00257_22856_9976.N1	14-JUL-2006 19:59:23	Bright	37.500	69	33Gam Dra	2.2310	3800.0	75	22856	No
203	GOM_NL__2PRFIN20060714_200232_000000362049_00257_22856_9977.N1	14-JUL-2006 20:02:32	Bright	36.000	119	14Eta Dra	2.7270	4700.0	72	22856	No
204	GOM_NL__2PRFIN20060714_200645_000000412049_00257_22856_9978.N1	14-JUL-2006 20:06:45	Bright	41.000	60	7Bet UMi	2.0810	3950.0	82	22856	No
205	GOM_NL__2PRFIN20060714_201022_000000362049_00257_22856_9979.N1	14-JUL-2006 20:10:22	Bright	36.000	49	1Alp UMi	1.9900	6300.0	72	22856	No
206	GOM_NL__2PRFIN20060714_203133_000000482049_00257_22856_9980.N1	14-JUL-2006 20:31:33	Twilight	47.500	13	87Alp Tau	0.86700	3800.0	95	22856	No
207	GOM_NL__2PRFIN20060714_203753_000000432049_00257_22856_9981.N1	14-JUL-2006 20:37:53	Dark	43.000	7	19Bet Ori	0.10000	14000.	86	22856	No
208	GOM_NL__2PRFIN20060714_205559_000000512049_00258_22857_9966.N1	14-JUL-2006 20:55:59	Dark	51.000	9	Alp Eri	0.45300	24000.	102	22857	No
209	GOM_NL__2PRFIN20060714_205938_000000372049_00258_22857_9967.N1	14-JUL-2006 20:59:38	Dark	37.000	135	Bet Hyi	2.8200	5800.0	74	22857	No
210	GOM_NL__2PRFIN20060714_210331_000000402049_00258_22857_9968.N1	14-JUL-2006 21:03:31	Straylight	40.000	148	Alp Tuc	2.8780	4100.0	80	22857	No
211	GOM_NL__2PRFIN20060714_210726_000000462049_00258_22857_9969.N1	14-JUL-2006 21:07:26	Straylight	45.500	45	Alp Pav	1.9400	26000.	91	22857	No
212	GOM_NL__2PRFIN20060714_211443_000000382049_00258_22857_9970.N1	14-JUL-2006 21:14:43	Twilight	38.000	85	Kap Sco	2.4070	28000.	76	22857	No
213	GOM_NL__2PRFIN20060714_211620_000000402049_00258_22857_9971.N1	14-JUL-2006 21:16:20	Bright	39.500	103	38Zet Sgr	2.6000	9700.0	79	22857	No
214	GOM_NL__2PRFIN20060714_211800_000000372049_00258_22857_9972.N1	14-JUL-2006 21:18:00	Bright	36.500	137	22Lam Sgr	2.8240	4400.0	73	22857	No
215	GOM_NL__2PRFIN20060714_212648_000000352049_00258_22857_9973.N1	14-JUL-2006 21:26:48	Bright	34.500	126	60Bet Oph	2.7700	4250.0	69	22857	No
216	GOM_NL__2PRFIN20060714_212905_000000352049_00258_22857_9974.N1	14-JUL-2006 21:29:05	Bright	34.500	59	55Alp Oph	2.0800	8900.0	69	22857	No
217	GOM_NL__2PRFIN20060714_213456_000000372049_00258_22857_9975.N1	14-JUL-2006 21:34:56	Bright	36.500	133	40Zet Her	2.8070	6000.0	73	22857	No
218	GOM_NL__2PRFIN20060714_213959_000000372049_00258_22857_9976.N1	14-JUL-2006 21:39:59	Bright	36.500	69	33Gam Dra	2.2310	3800.0	73	22857	No
219	GOM_NL__2PRFIN20060714_214308_000000362049_00258_22857_9977.N1	14-JUL-2006 21:43:08	Bright	36.000	119	14Eta Dra	2.7270	4700.0	72	22857	No

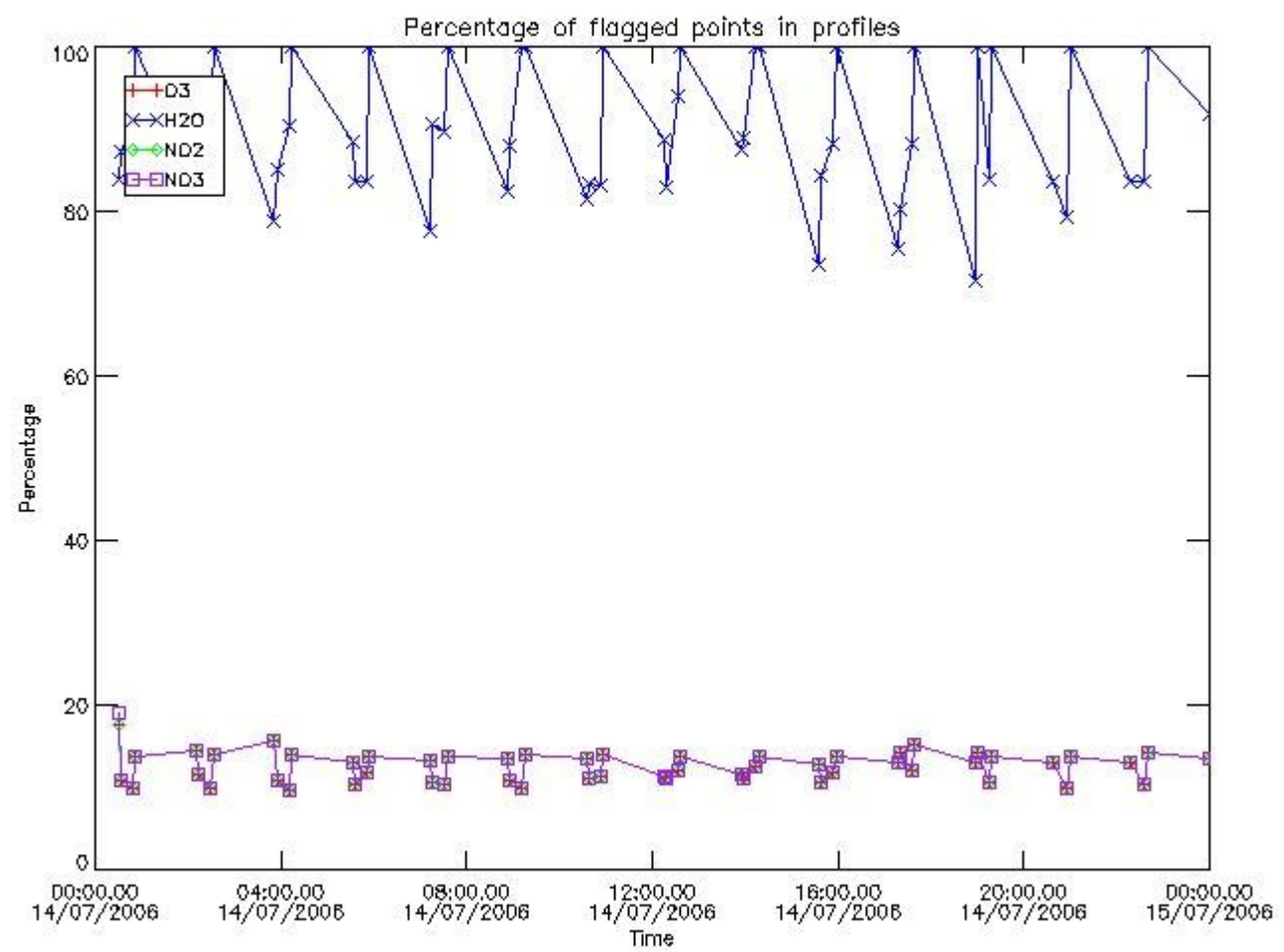


220	GOM_NL__2PRFIN20060714_214721_000000342049_00258_22857_9978.N1	14-JUL-2006 21:47:21	Bright	33.500	60	7Bet UMi	2.0810	3950.0	67	22857	No
221	GOM_NL__2PRFIN20060714_215059_000000362049_00258_22857_9979.N1	14-JUL-2006 21:50:59	Bright	35.500	49	1Alp UMi	1.9900	6300.0	71	22857	No
222	GOM_NL__2PRFIN20060714_221209_000000472049_00258_22857_9980.N1	14-JUL-2006 22:12:09	Twilight	47.000	13	87Alp Tau	0.86700	3800.0	94	22857	No
223	GOM_NL__2PRFIN20060714_221829_000000432049_00258_22857_9981.N1	14-JUL-2006 22:18:29	Dark	42.500	7	19Bet Ori	0.10000	14000.	85	22857	No
224	GOM_NL__2PRFIN20060714_223636_000000502049_00259_22858_9966.N1	14-JUL-2006 22:36:36	Dark	49.500	9	Alp Eri	0.45300	24000.	99	22858	No
225	GOM_NL__2PRFIN20060714_224014_000000362049_00259_22858_9967.N1	14-JUL-2006 22:40:14	Dark	36.000	135	Bet Hyi	2.8200	5800.0	72	22858	No
226	GOM_NL__2PRFIN20060714_224408_000000392049_00259_22858_9968.N1	14-JUL-2006 22:44:08	Straylight	39.000	148	Alp Tuc	2.8780	4100.0	78	22858	No
227	GOM_NL__2PRFIN20060714_224802_000000392049_00259_22858_9969.N1	14-JUL-2006 22:48:02	Straylight	38.500	45	Alp Pav	1.9400	26000.	77	22858	No
228	GOM_NL__2PRFIN20060714_225519_000000382049_00259_22858_9970.N1	14-JUL-2006 22:55:19	Twilight_and_stray	38.000	85	Kap Sco	2.4070	28000.	76	22858	No
229	GOM_NL__2PRFIN20060714_225656_000000432049_00259_22858_9971.N1	14-JUL-2006 22:56:56	Bright	42.500	103	38Zet Sgr	2.6000	9700.0	85	22858	No
230	GOM_NL__2PRFIN20060714_225836_000000392049_00259_22858_9972.N1	14-JUL-2006 22:58:36	Bright	39.000	137	22Lam Sgr	2.8240	4400.0	78	22858	No
231	GOM_NL__2PRFIN20060714_230724_000000362049_00259_22858_9973.N1	14-JUL-2006 23:07:24	Bright	35.500	126	60Bet Oph	2.7700	4250.0	71	22858	No
232	GOM_NL__2PRFIN20060714_230941_000000352049_00259_22858_9974.N1	14-JUL-2006 23:09:41	Bright	34.500	59	55Alp Oph	2.0800	8900.0	69	22858	No
233	GOM_NL__2PRFIN20060714_231532_000000352049_00259_22858_9975.N1	14-JUL-2006 23:15:32	Bright	35.000	133	40Zet Her	2.8070	6000.0	70	22858	No
234	GOM_NL__2PRFIN20060714_232035_000000392049_00259_22858_9976.N1	14-JUL-2006 23:20:35	Bright	38.500	69	33Gam Dra	2.2310	3800.0	77	22858	No
235	GOM_NL__2PRFIN20060714_232344_000000352049_00259_22858_9977.N1	14-JUL-2006 23:23:44	Bright	35.000	119	14Eta Dra	2.7270	4700.0	70	22858	No
236	GOM_NL__2PRFIN20060714_232757_000000362049_00259_22858_9978.N1	14-JUL-2006 23:27:57	Bright	35.500	60	7Bet UMi	2.0810	3950.0	71	22858	No
237	GOM_NL__2PRFIN20060714_233134_000000332049_00259_22858_9979.N1	14-JUL-2006 23:31:34	Bright	32.500	49	1Alp UMi	1.9900	6300.0	65	22858	No
238	GOM_NL__2PRFIN20060714_235246_000000412049_00259_22858_9980.N1	14-JUL-2006 23:52:46	Twilight	41.000	13	87Alp Tau	0.86700	3800.0	82	22858	No
239	GOM_NL__2PRFIN20060714_235905_000000372049_00259_22858_9981.N1	14-JUL-2006 23:59:05	Dark	37.000	7	19Bet Ori	0.10000	14000.	74	22858	No

### 3. Quality information per product

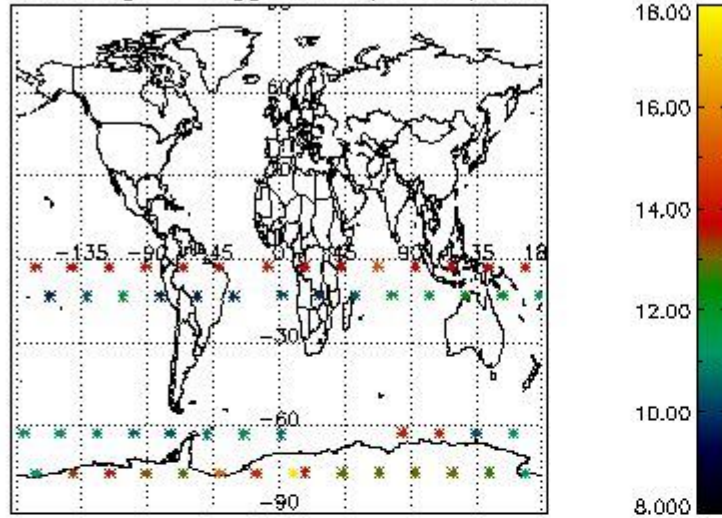
In this section it is plotted some information contained in the Quality Summary data set of the level 2 products. Only products in dark limb conditions and without errors (error flag in the MPH set to "0") are used.

#### 3.1 Plot quality information per product (time dependant)

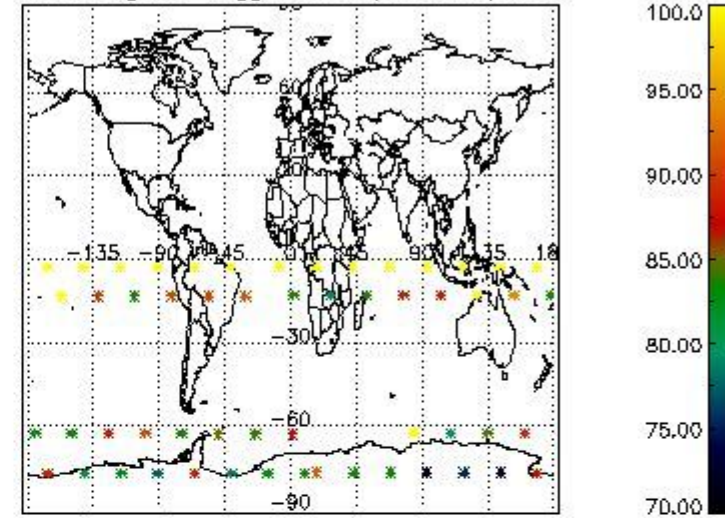


*3.2 Plot quality information per product (world map)*

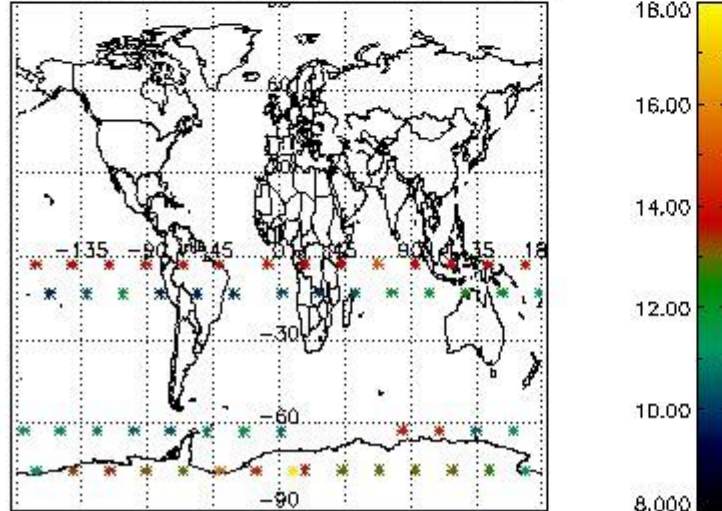
Percentage of flagged data per O3 profile



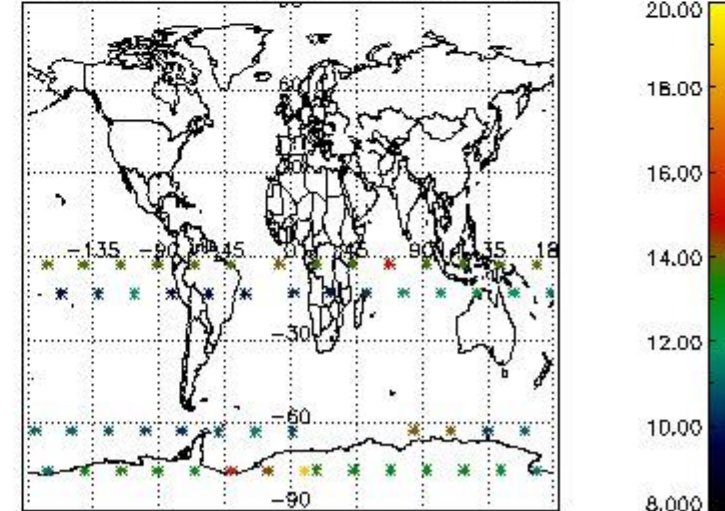
Percentage of flagged data per H2O profile



Percentage of flagged data per NO2 profile



Percentage of flagged data per NO3 profile

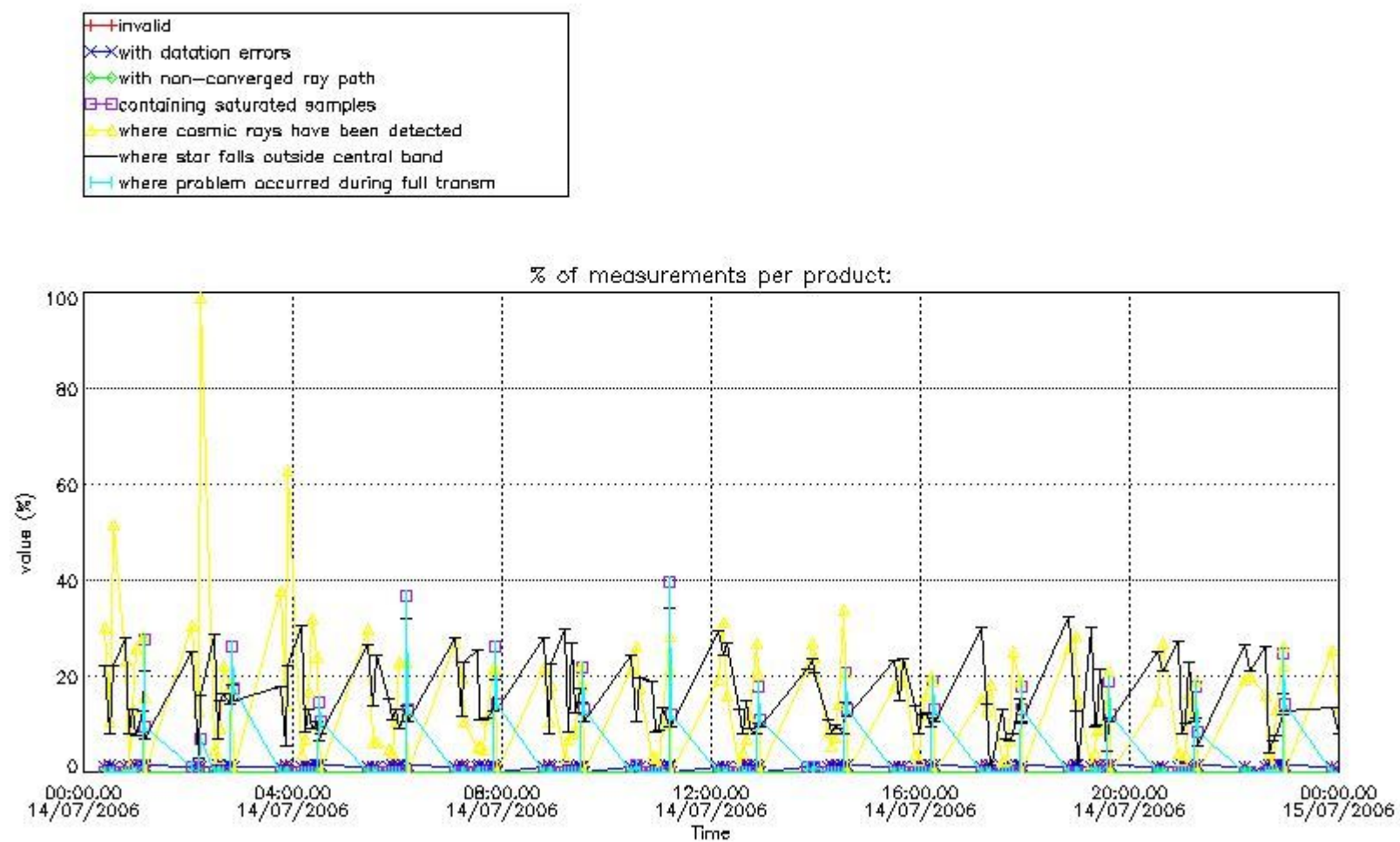


#### 4. Level 1 quality information per product

In this section it is plotted some information contained in the Quality Summary data set of the level 2 products that comes from the level 1b processing. Products without errors (error flag in the MPH set to "0") are used.

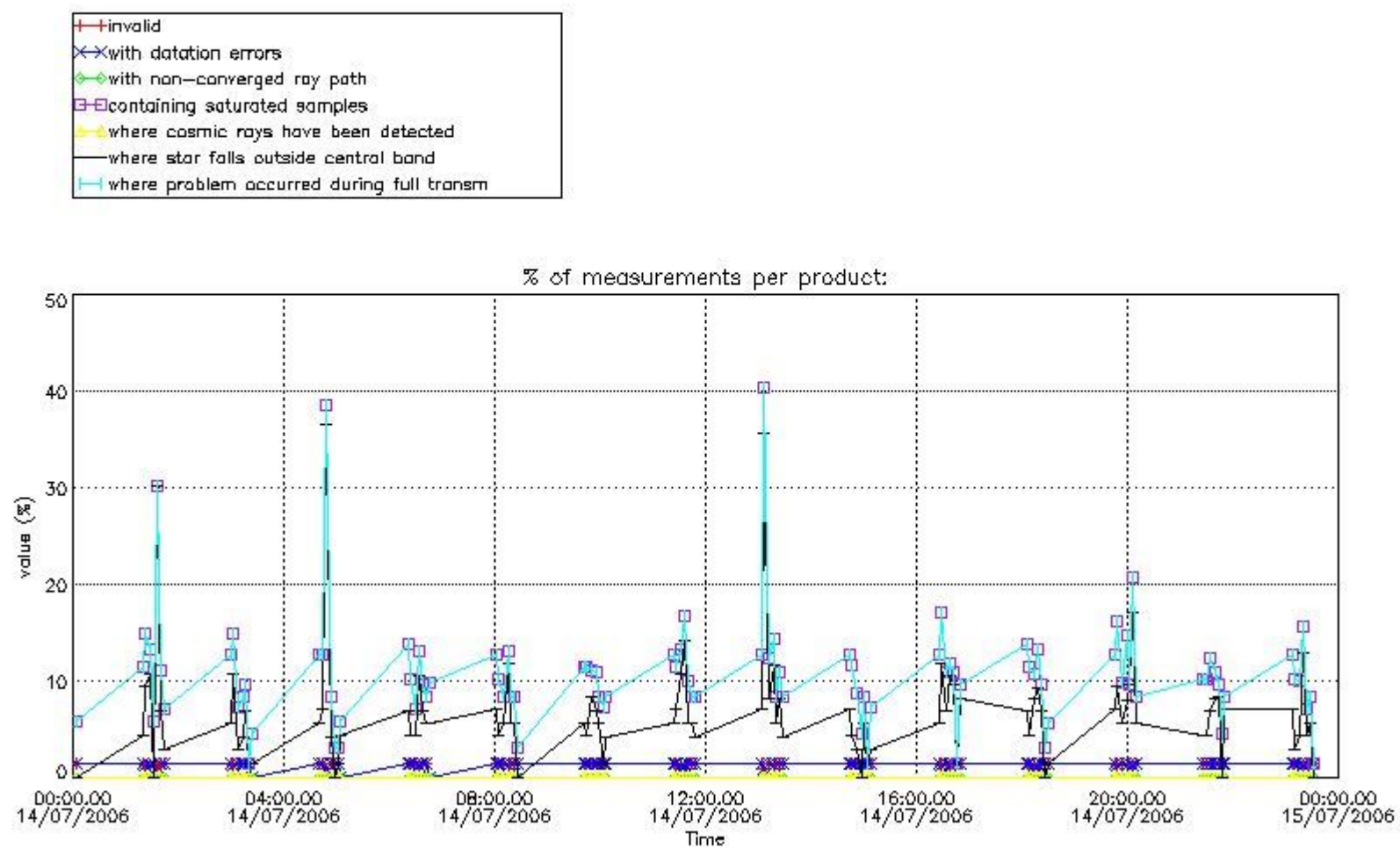
##### 4.1 Plot quality information per product (time dependant) coming from level 1b processing

###### 4.1.1 Plot level 1 quality information per product (time dependant): ENVISAT ASCENDING passes



4.1.2 Plot level 1 quality information per product (time dependant): ENVI SAT DESCENDING passes

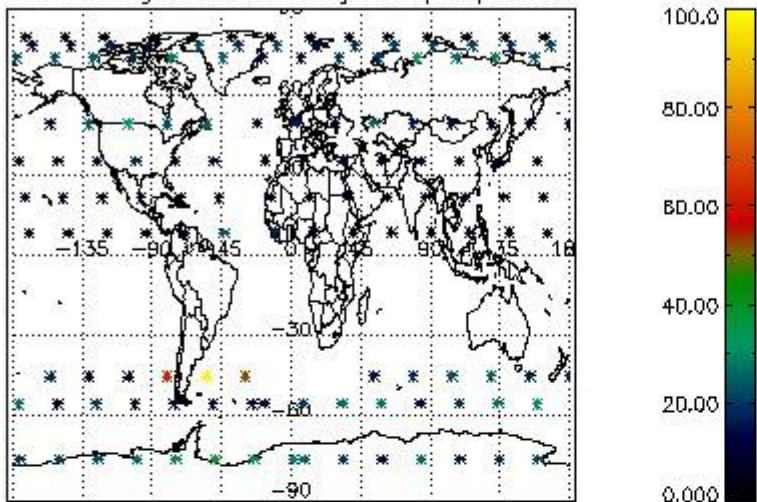




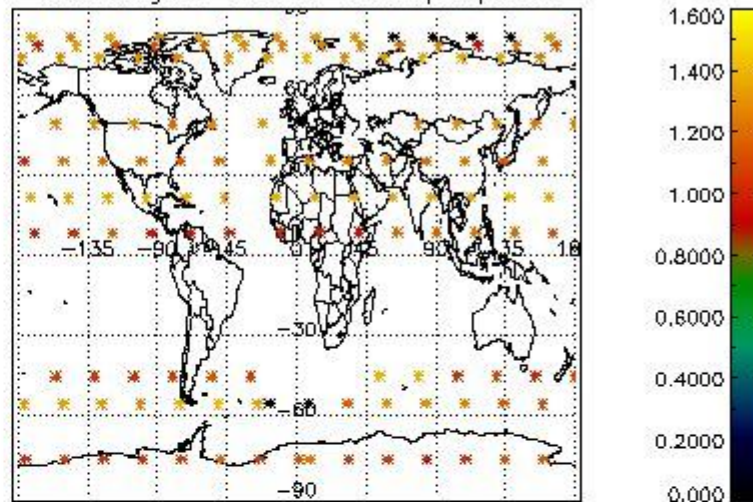
4.2 Plot quality information per product coming from level 1b processing (world map)

4.2.1 Plot level 1 quality information per product (world map): ENVISAT ASCENDING passes

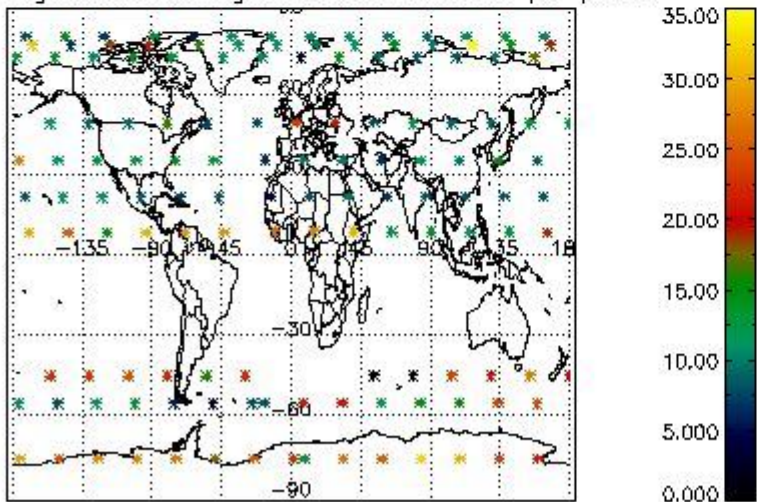
Percentage of cosmic ray hits per profile



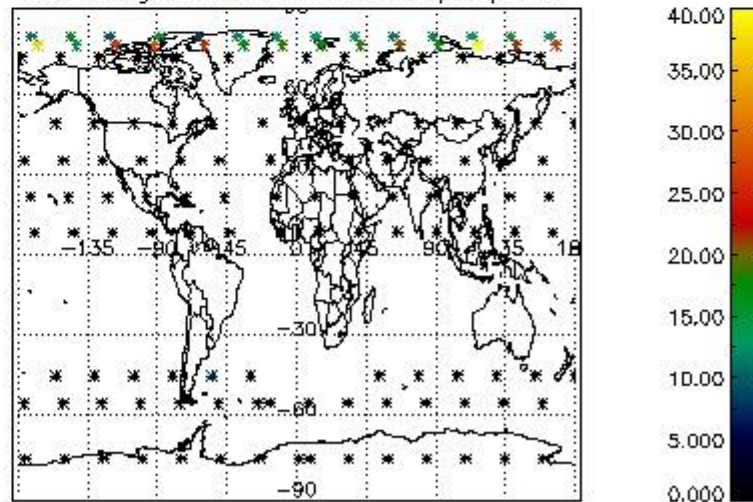
Percentage of datation errors per profile



Percentage of star falling outside central band per profile

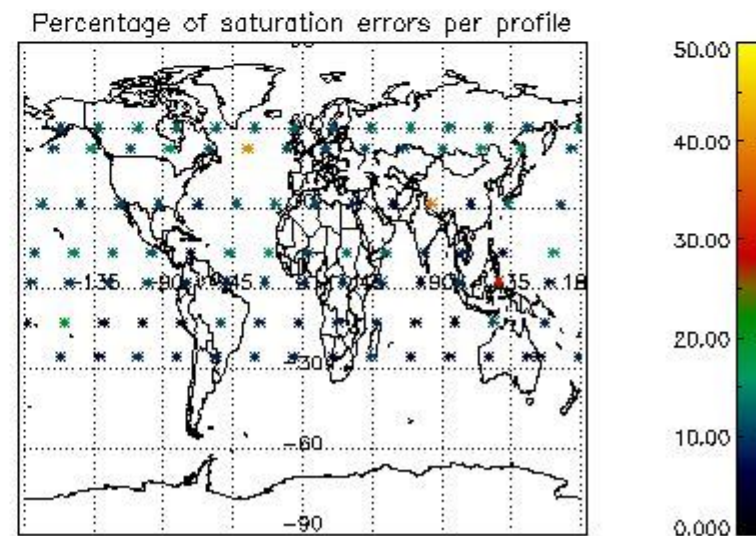
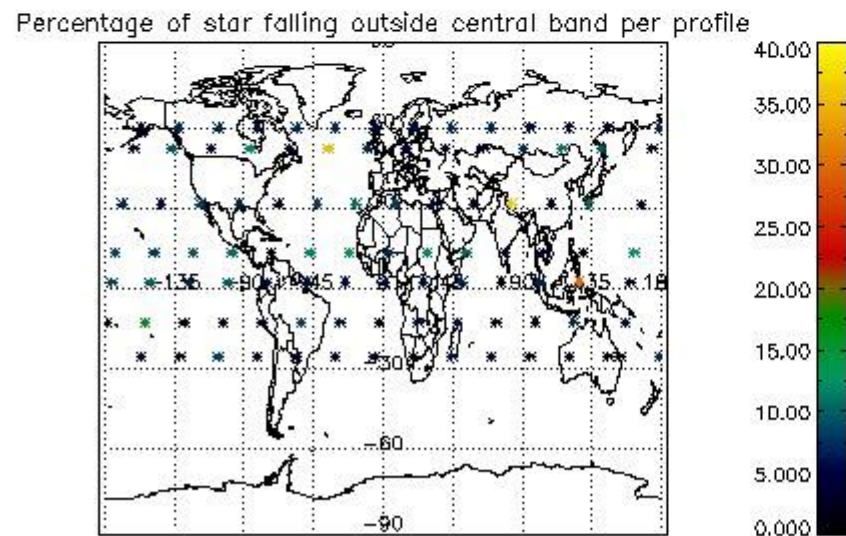
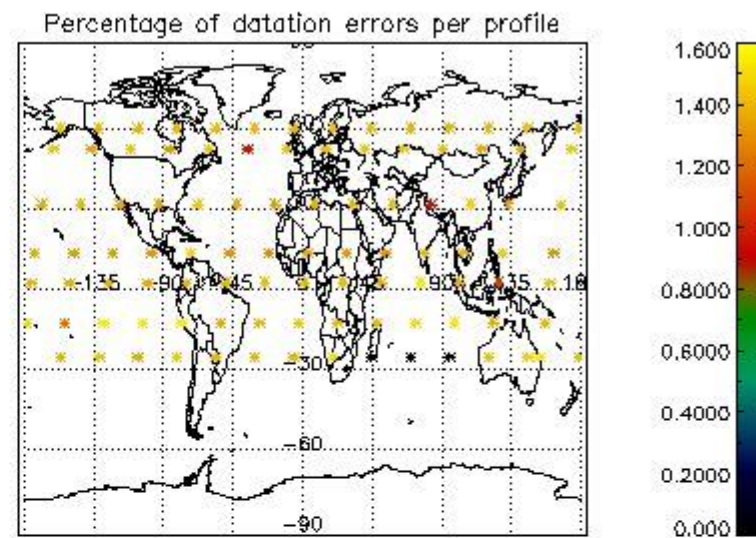
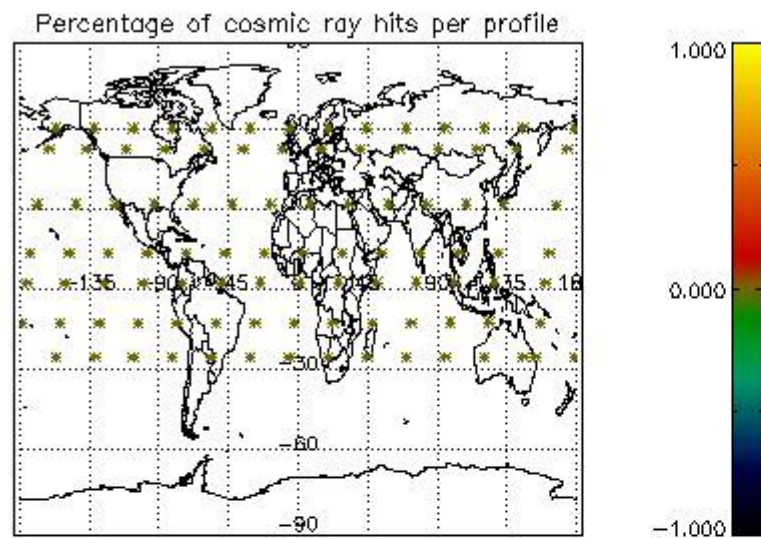


Percentage of saturation errors per profile



4.2.2 Plot level 1 quality information per product (world map): ENVISAT DESCENDING passes





## 5. Trace gas profiles

### 5.1 Ozone statistics based on quality of products

The final quality of the products can be "measured" using the STD (Standard Deviation) attached to every point profile. This information is written to the parameter GOM\_NL\_\_2P/NL\_LOCAL\_SPECIES\_DENSITY/o3\_std of the level 2 products. The table below shows the statistics for given STD ranges.

The statistics are given with respect to the overall valid production:

- Products without fatal errors: GOM\_NL\_\_2P/MPH/PRODUCT\_ERR=0
- Valid point profile: GOM\_NL\_\_2P/NL\_LOCAL\_SPECIES\_DENSITY/pcd(0)=0

The 'Criteria' is applied to valid points of dark limb products:

- Products in dark limb illumination condition: GOM\_NL\_\_2P/NL\_SUMMARY\_QUALITY/obs\_ill\_cond=0
- Products without fatal errors: GOM\_NL\_\_2P/MPH/PRODUCT\_ERR=0
- Valid point profile: GOM\_NL\_\_2P/NL\_LOCAL\_SPECIES\_DENSITY/pcd(0)=0

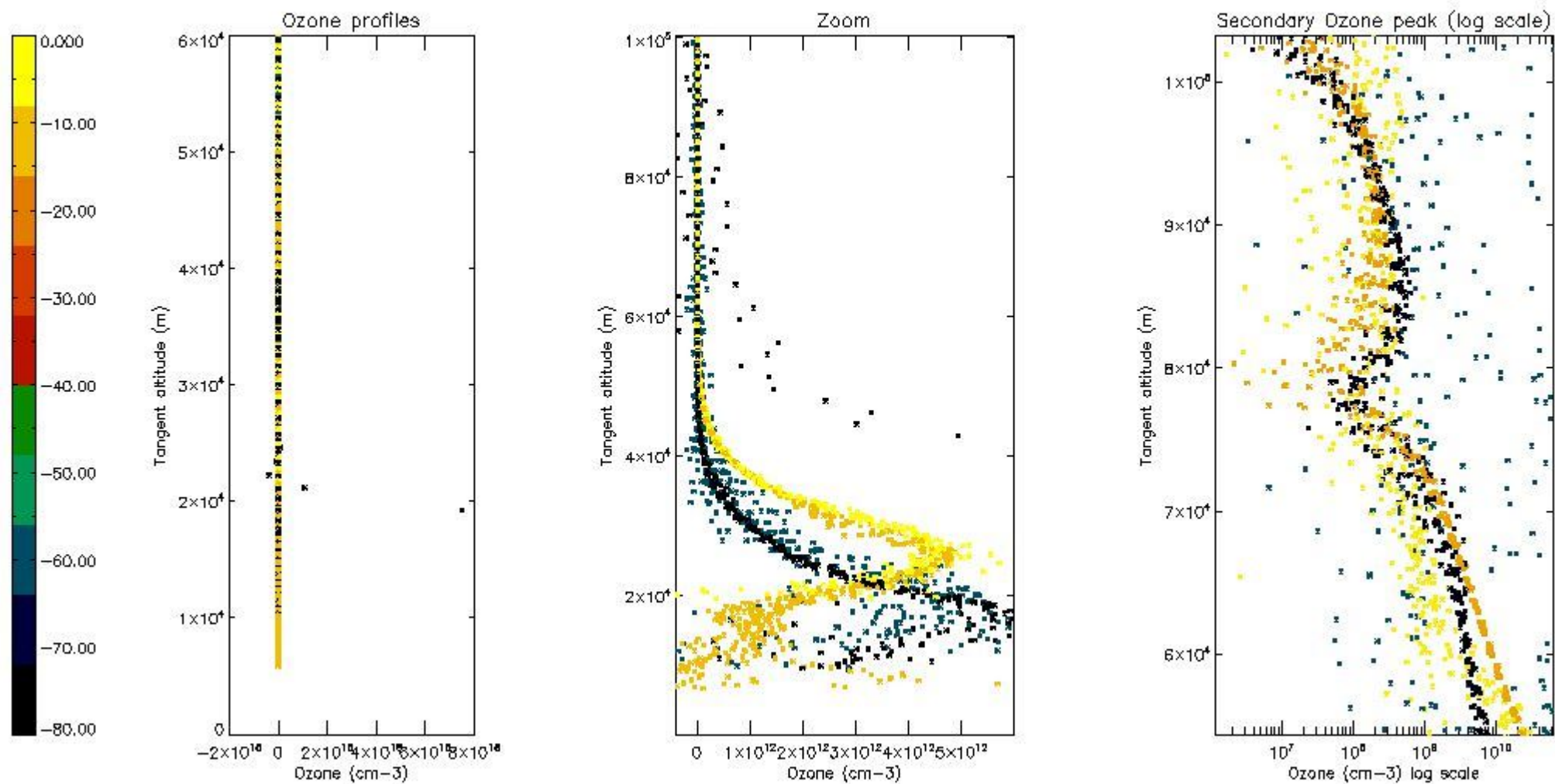
So, the table below shows the percentage of dark limb and valid observations for each criteria with respect to the overall valid daily observations.

Criteria	% of total production
All STD	25
STD < 20	13

STD < 10	11
STD < 5	8

5.2 Plot ozone profiles for all STD (dark without errors)

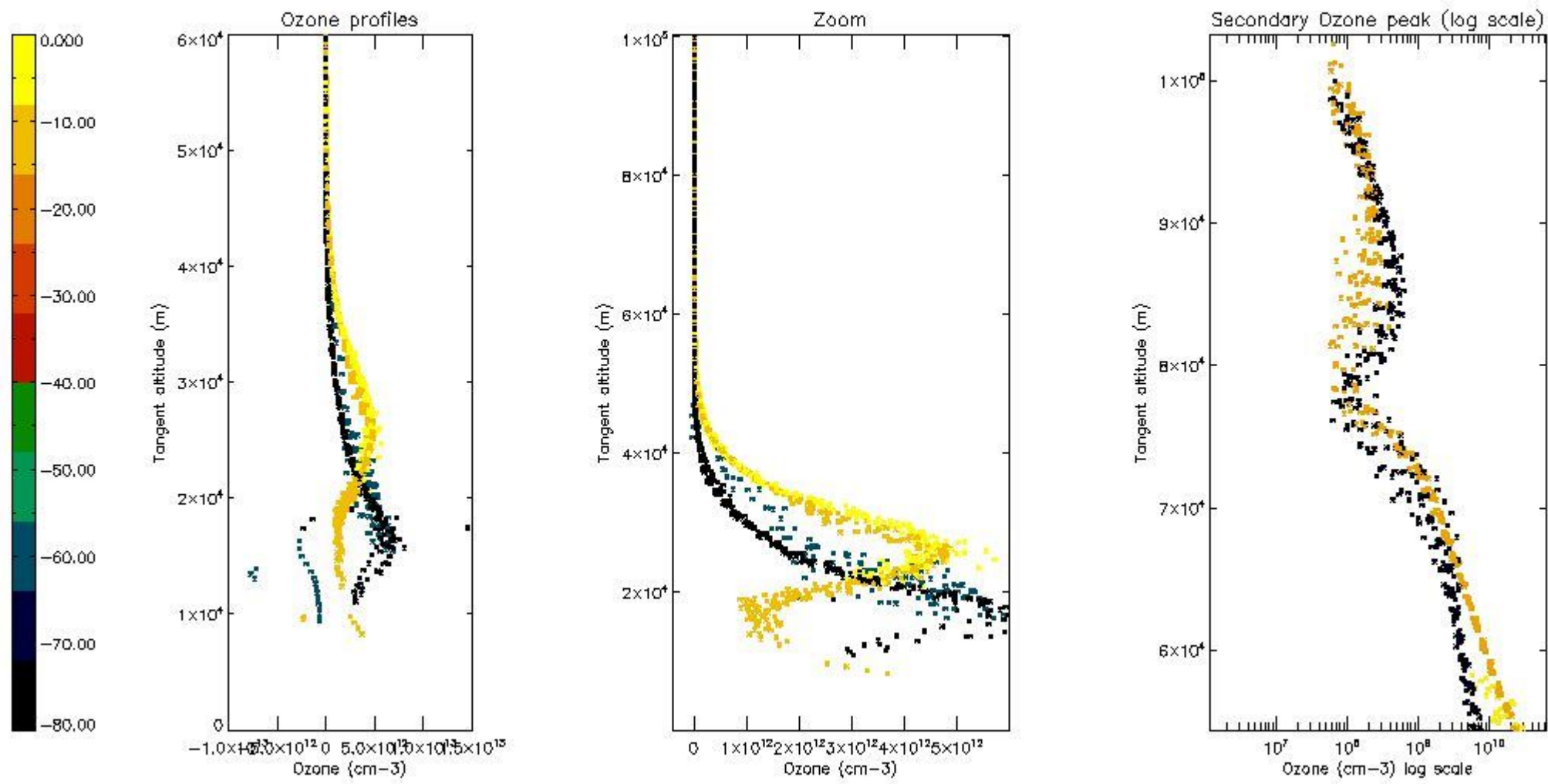
The colorbar represents the latitude.



5.3 Plot ozone profiles where STD < 20% (dark without errors)

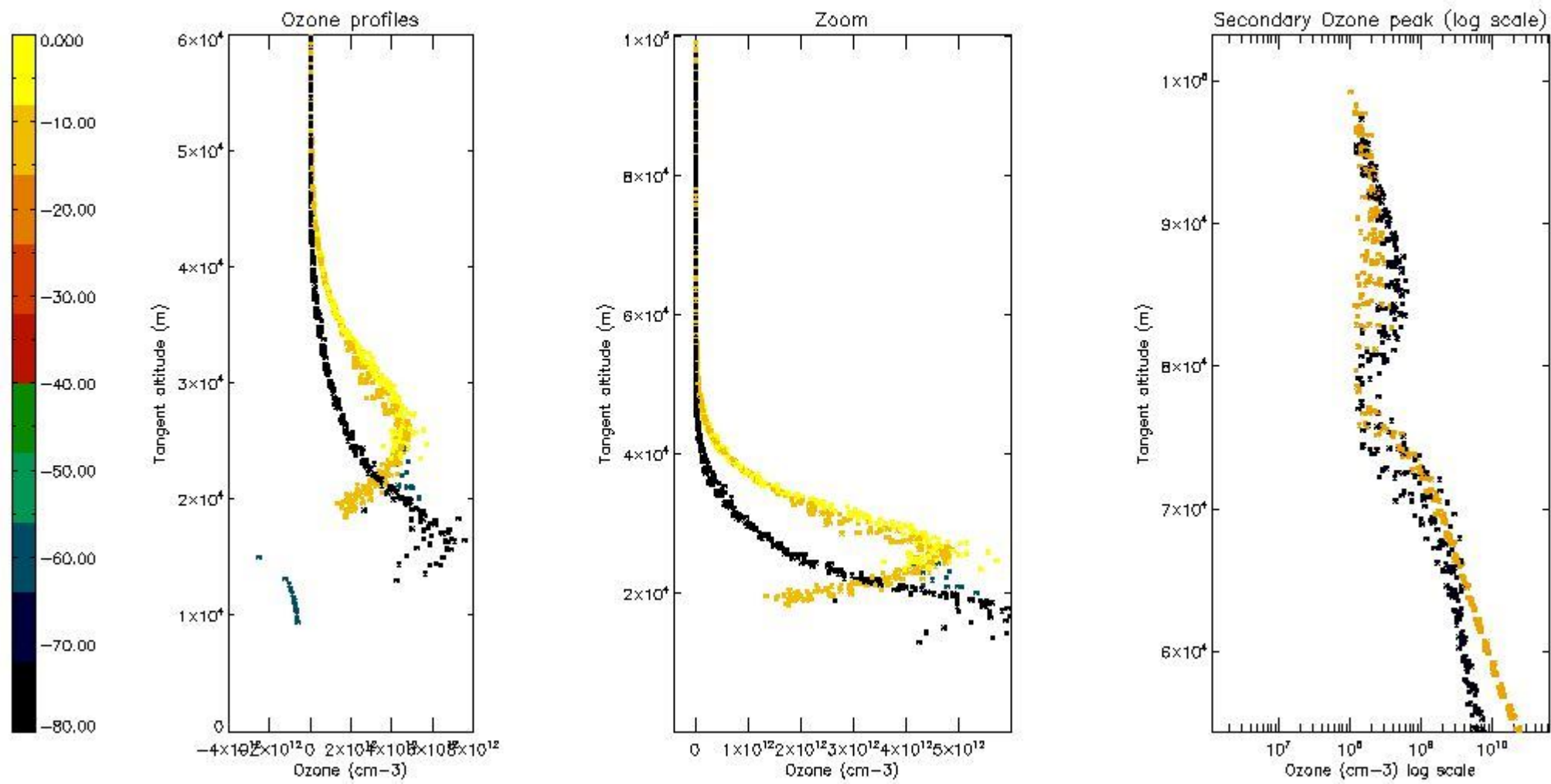
The colorbar represents the latitude.





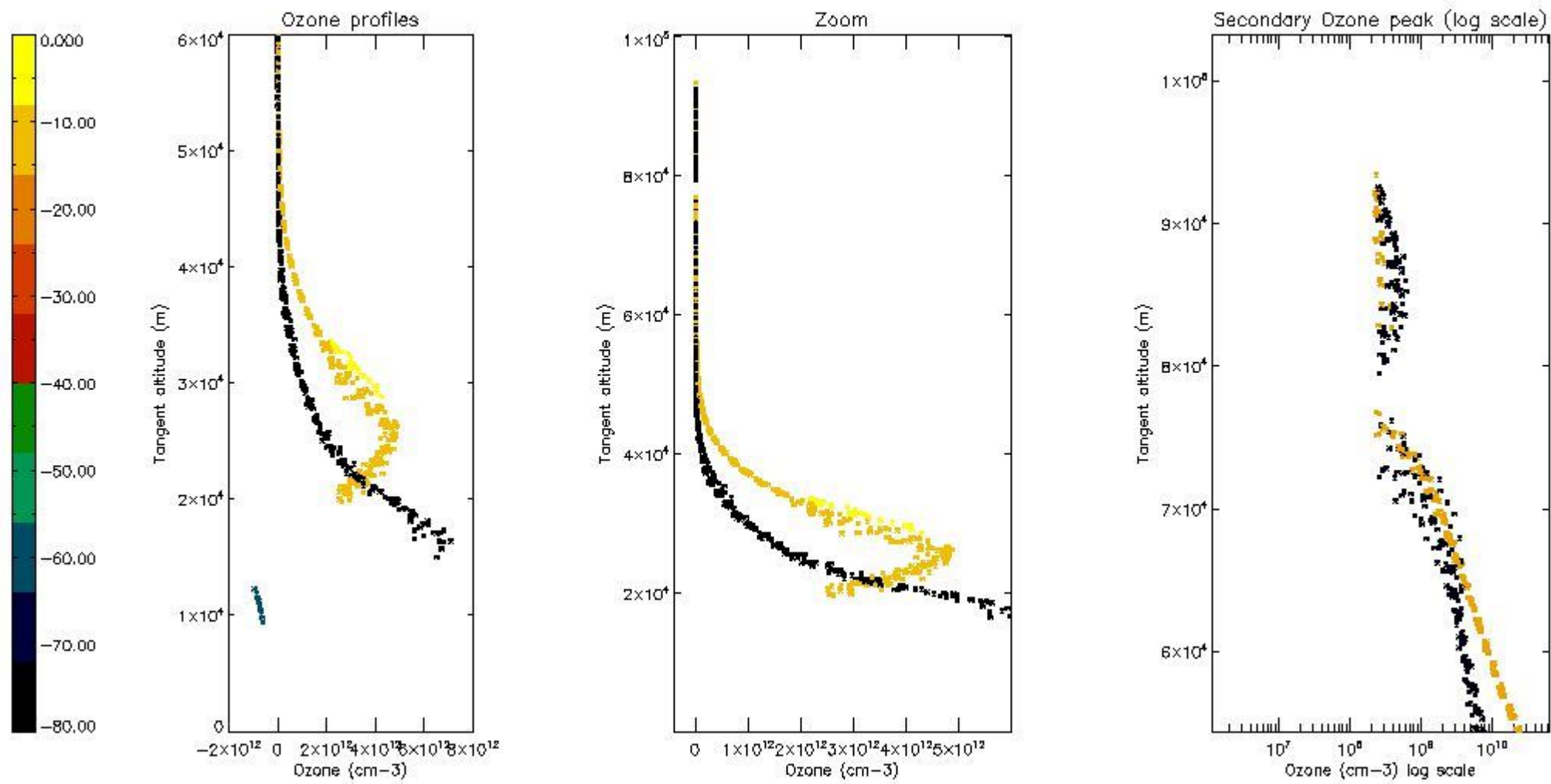
*5.4 Plot ozone profiles where  $STD < 10\%$  (dark without errors)*

The colorbar represents the latitude.



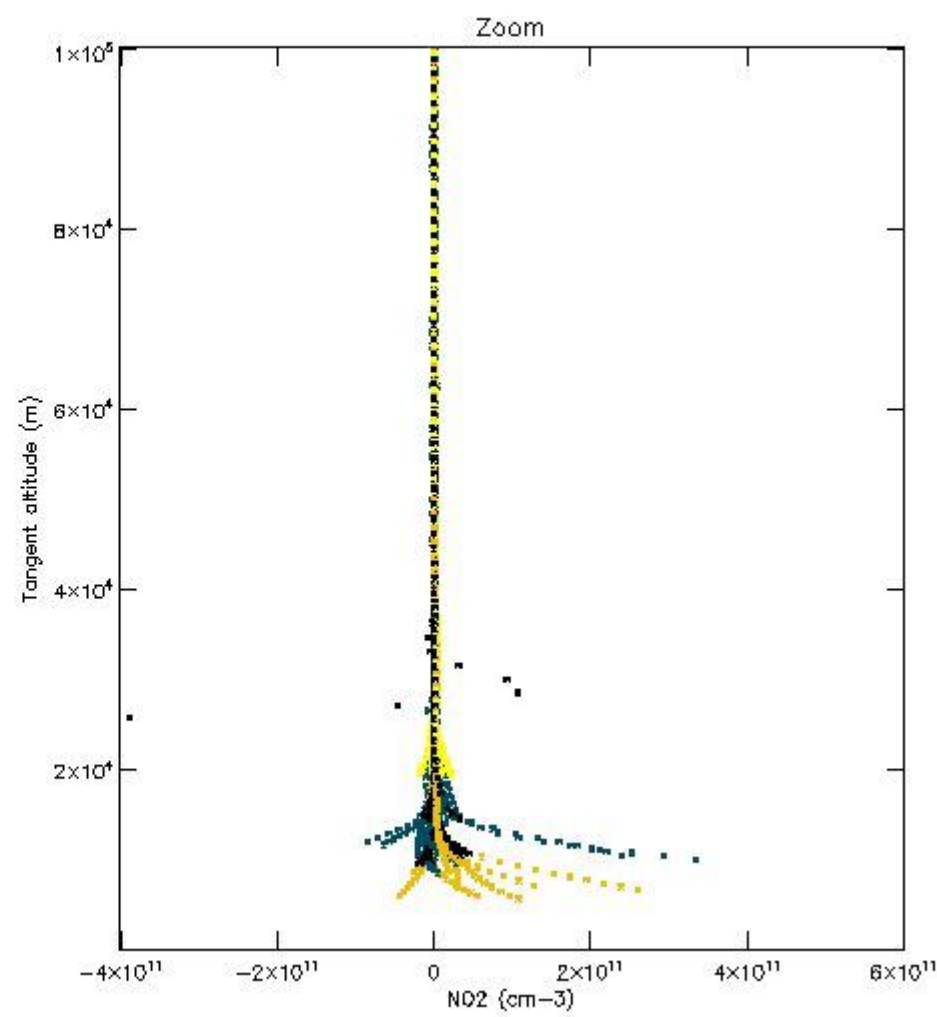
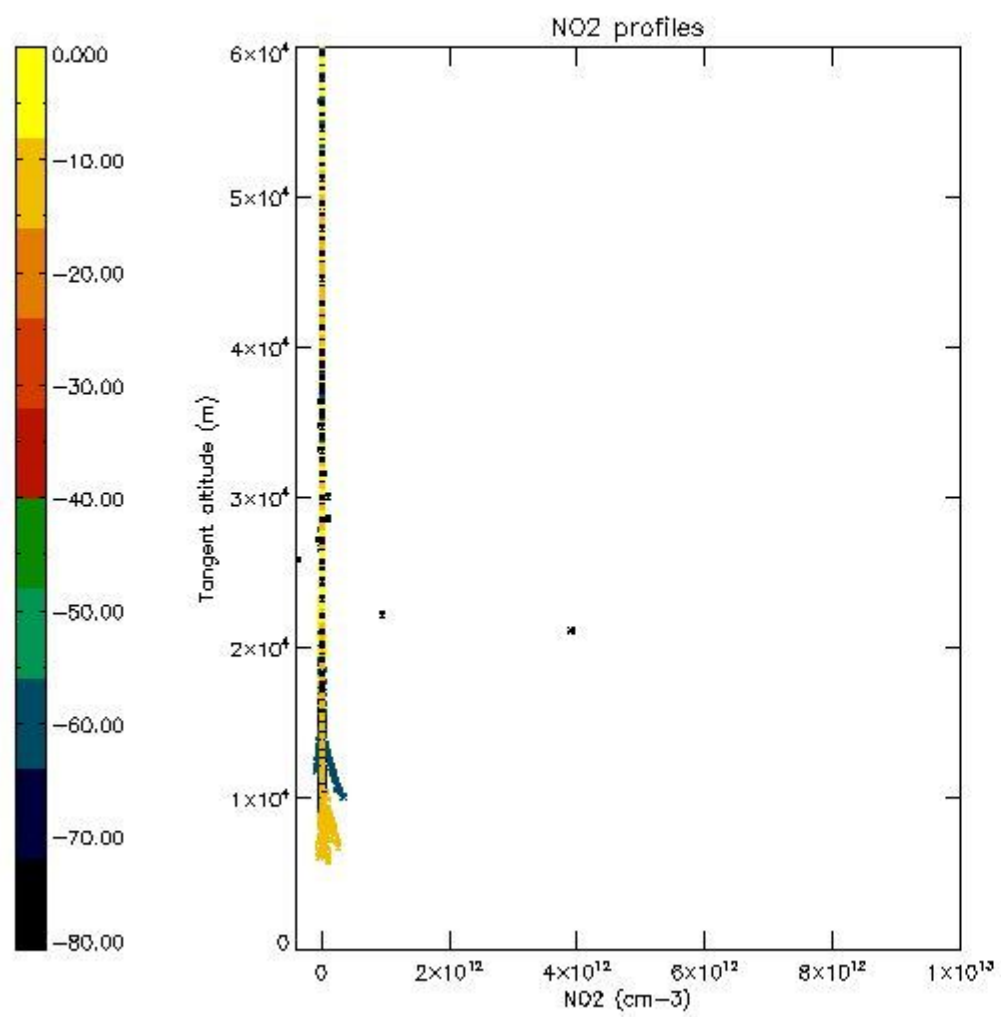
*5.5 Plot ozone profiles where STD < 5% (dark without errors)*

The colorbar represents the latitude.



*5.6 Plot NO<sub>2</sub> profiles for all STD (dark without errors)*

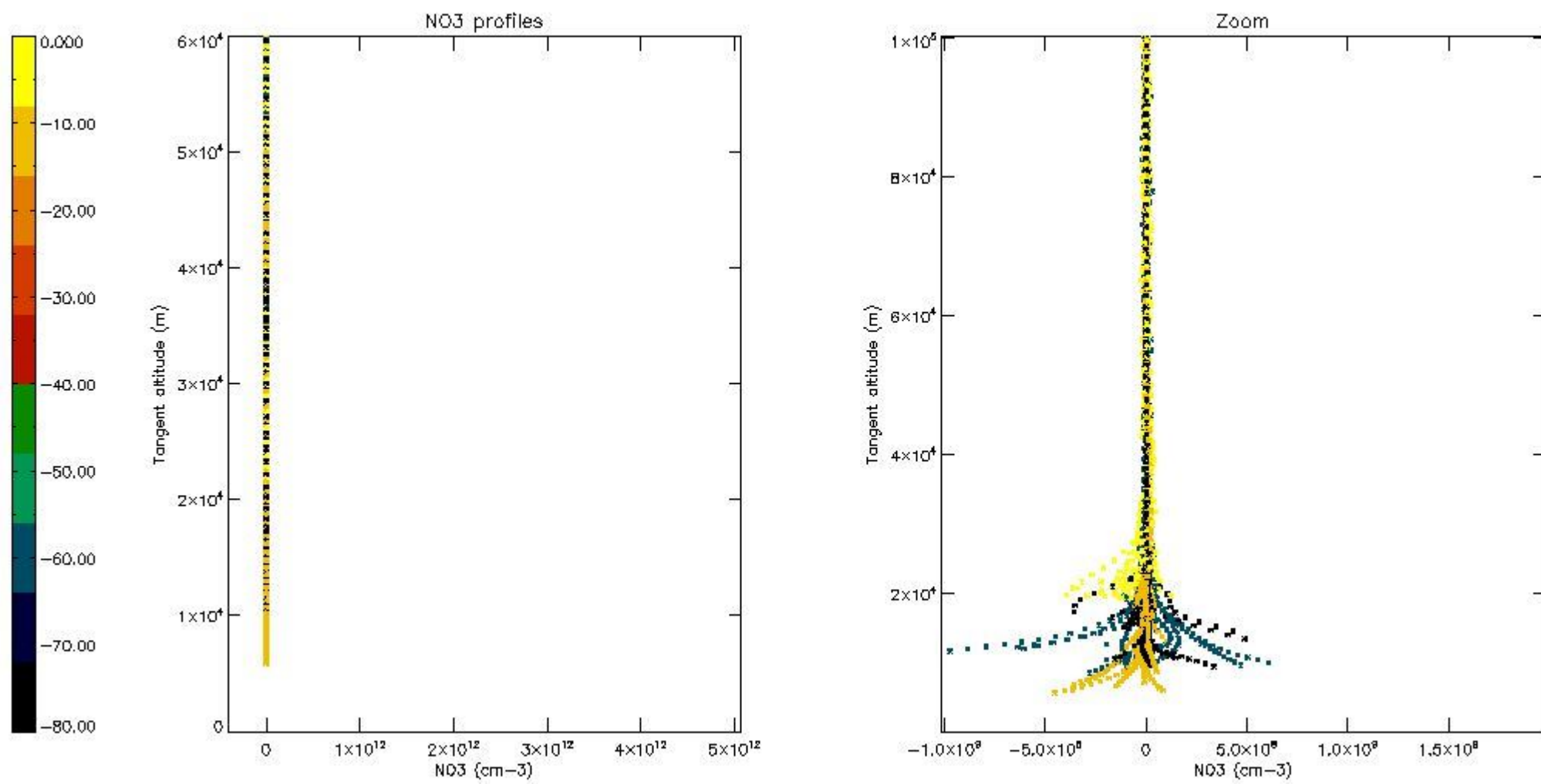
The colorbar represents the latitude.



*5.7 Plot NO3 profiles for all STD (dark without errors)*

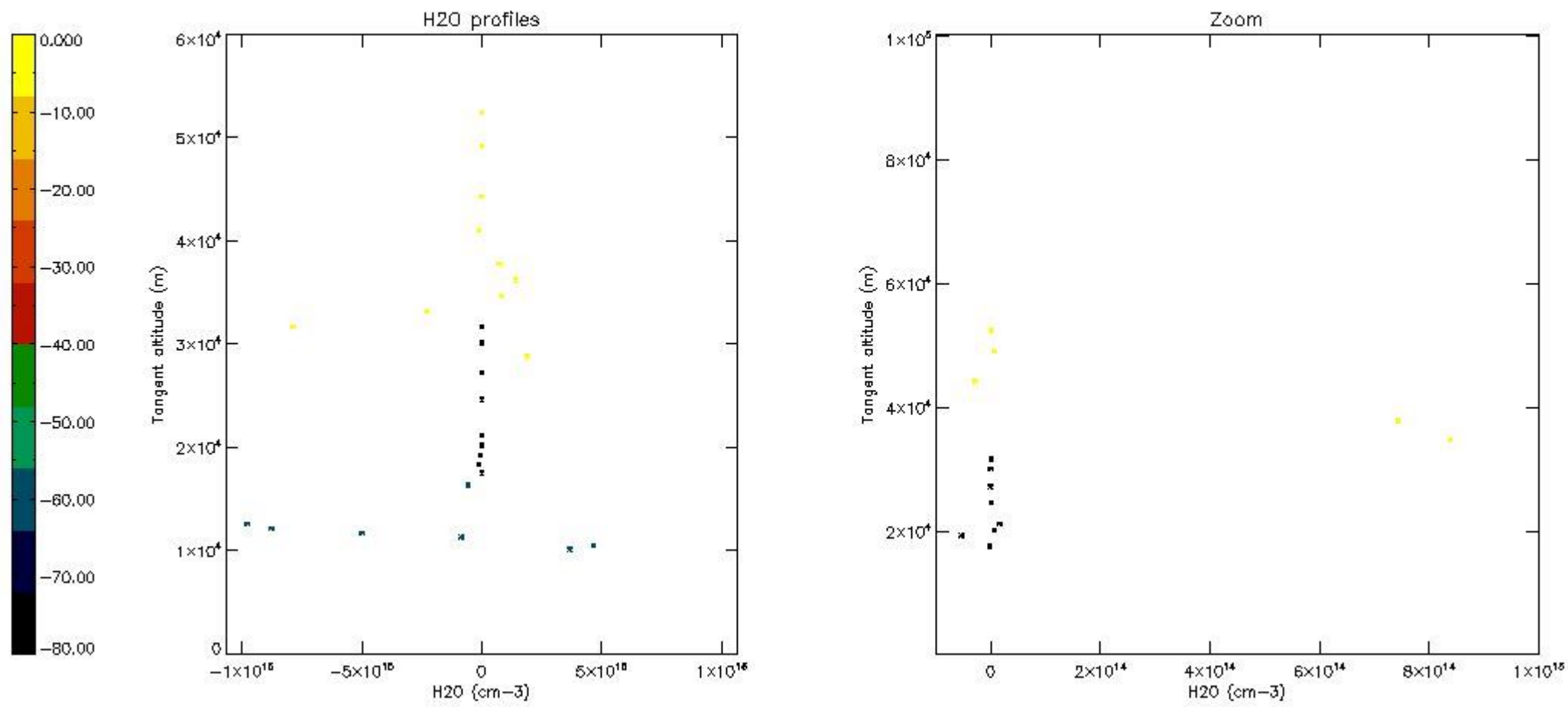
The colorbar represents the latitude.





5.8 Plot H2O profiles for all STD (only for occultations of stars 1,2,3,4,13,14,16,26,63 dark without errors)

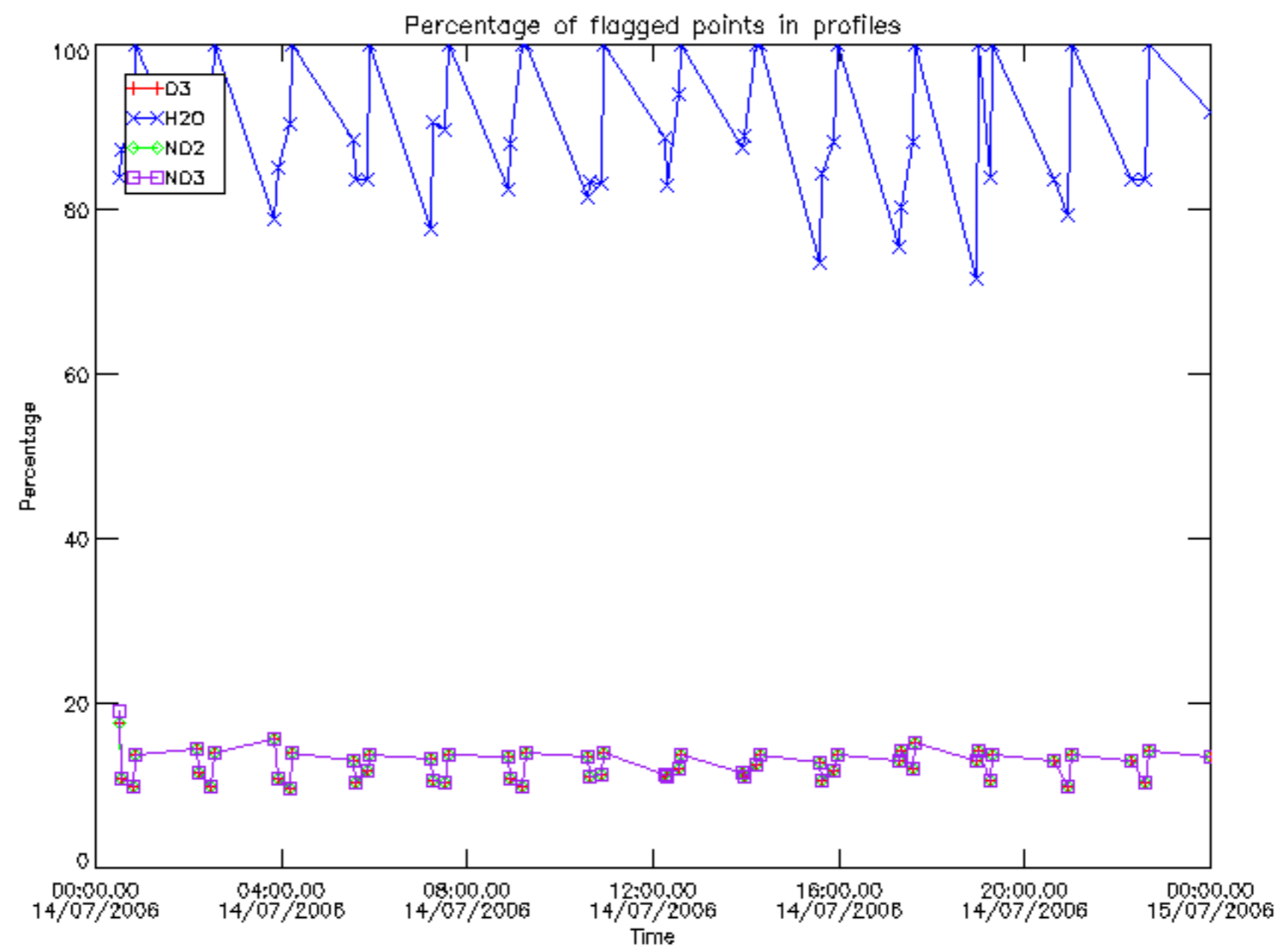
The colorbar represents the latitude.



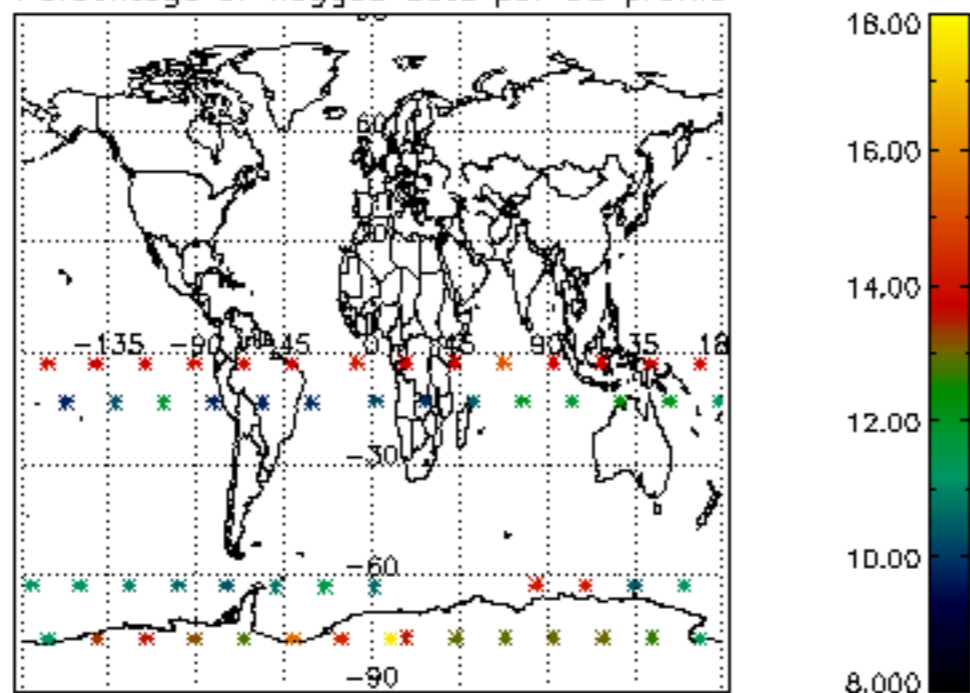
## 6. Auxiliary Data Files used for the production reported in section 2

The number reported in the third column indicates since which file (see list in section 2) the corresponding auxiliary file has been used. The fourth column is the date of those product files.

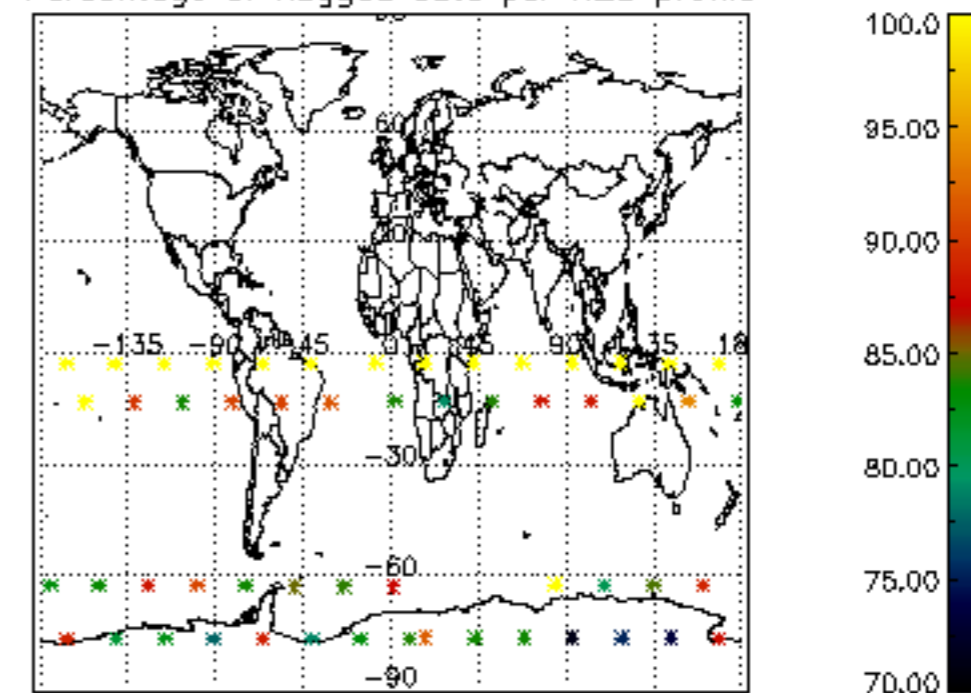
Type	Auxiliary Filename	Used since product	Used since product date
INST_PHYS_CHARACTERISTICS	GOM_INS_AXVIEC20091111_143220_20030716_120000_20500101_000000	1	14-JUL-2006 00:03:11
LEVEL-2_PROC_CONFIG	GOM_PR2_AXVIEC20091111_152718_20020301_000000_20500101_000000	1	14-JUL-2006 00:03:11
CROSS_SECTIONS_FILE	GOM_CRS_AXVIEC20091111_154832_20020301_000000_20500101_000000	1	14-JUL-2006 00:03:11



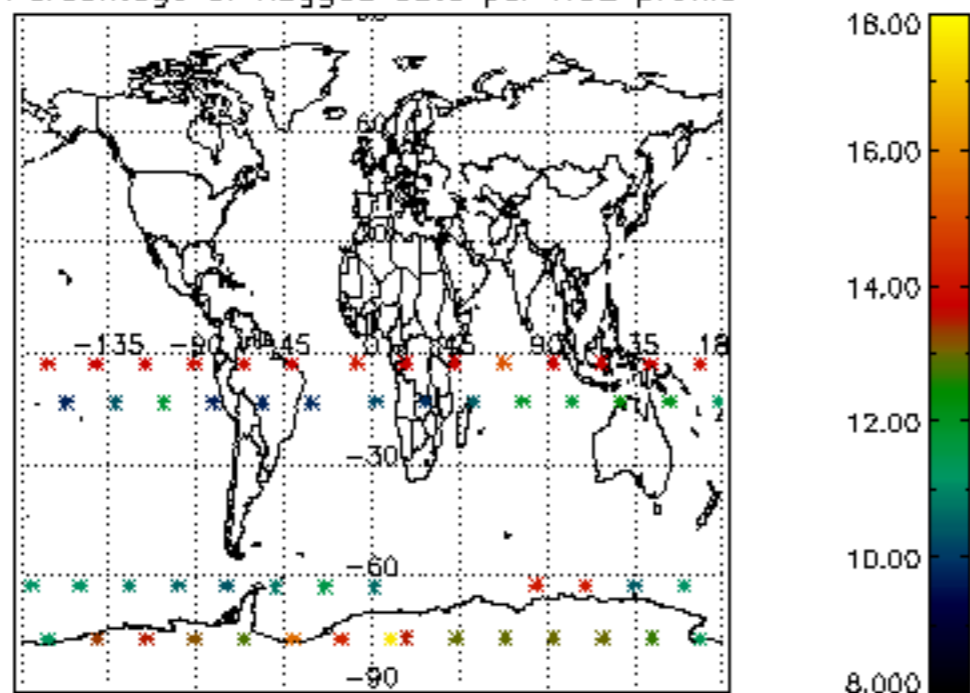
Percentage of flagged data per D3 profile



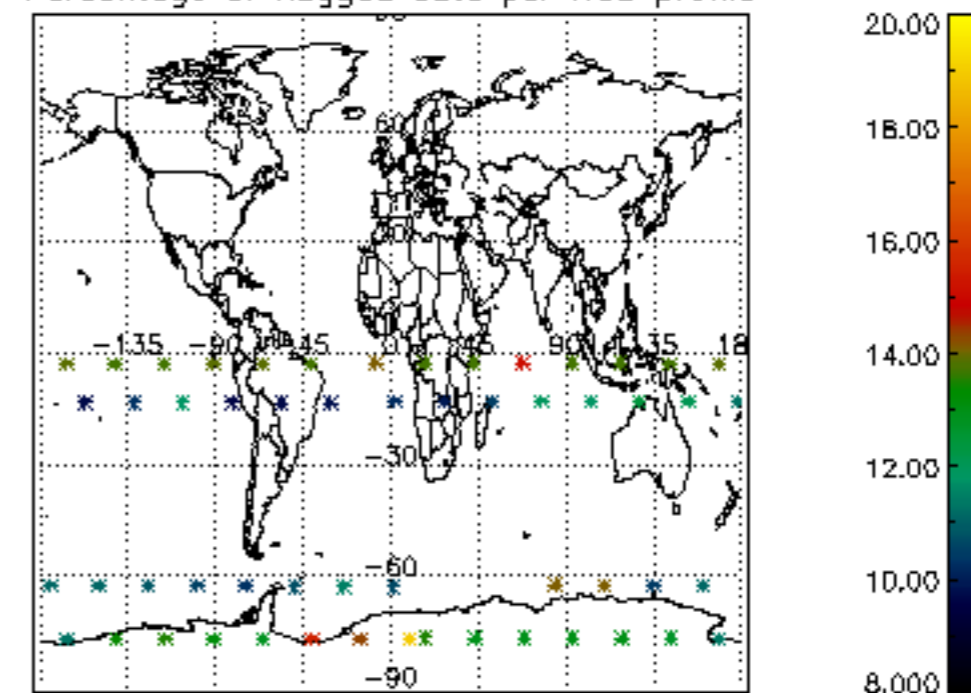
Percentage of flagged data per H2O profile



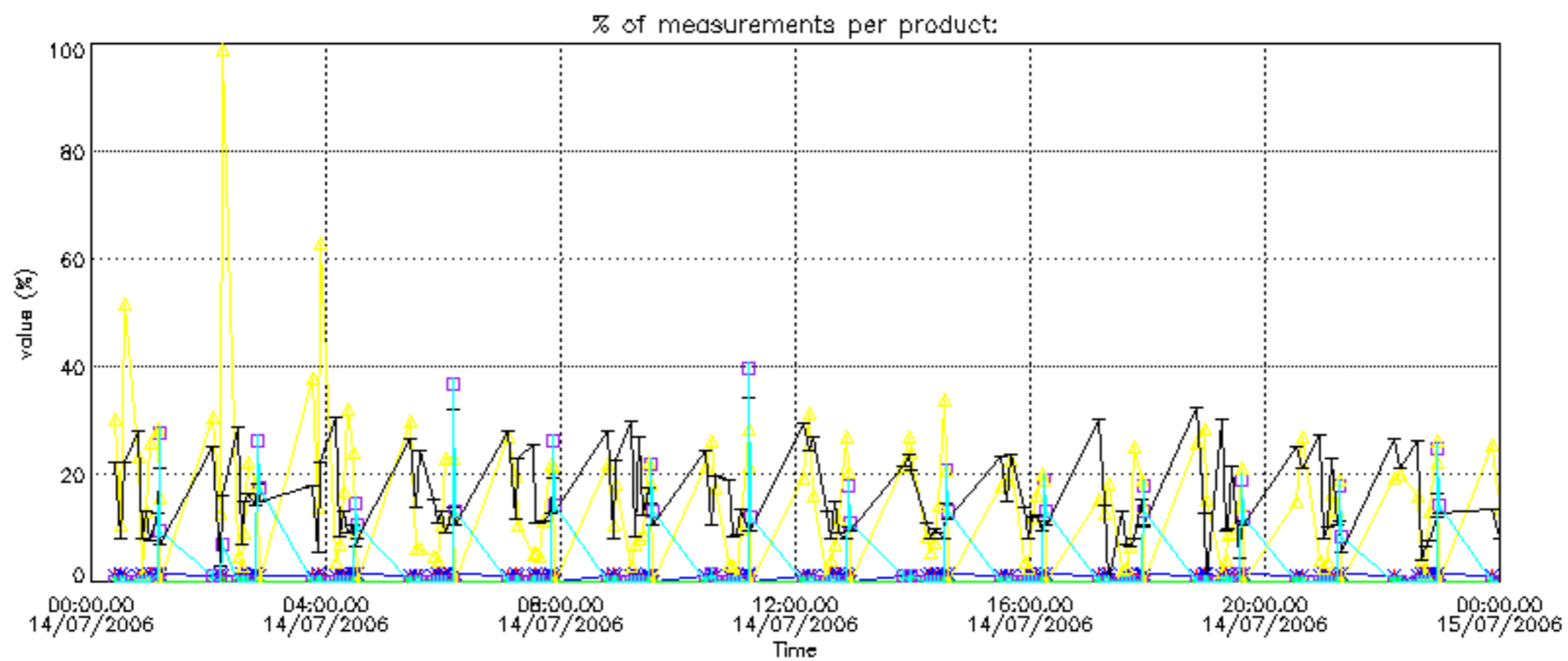
Percentage of flagged data per NO2 profile

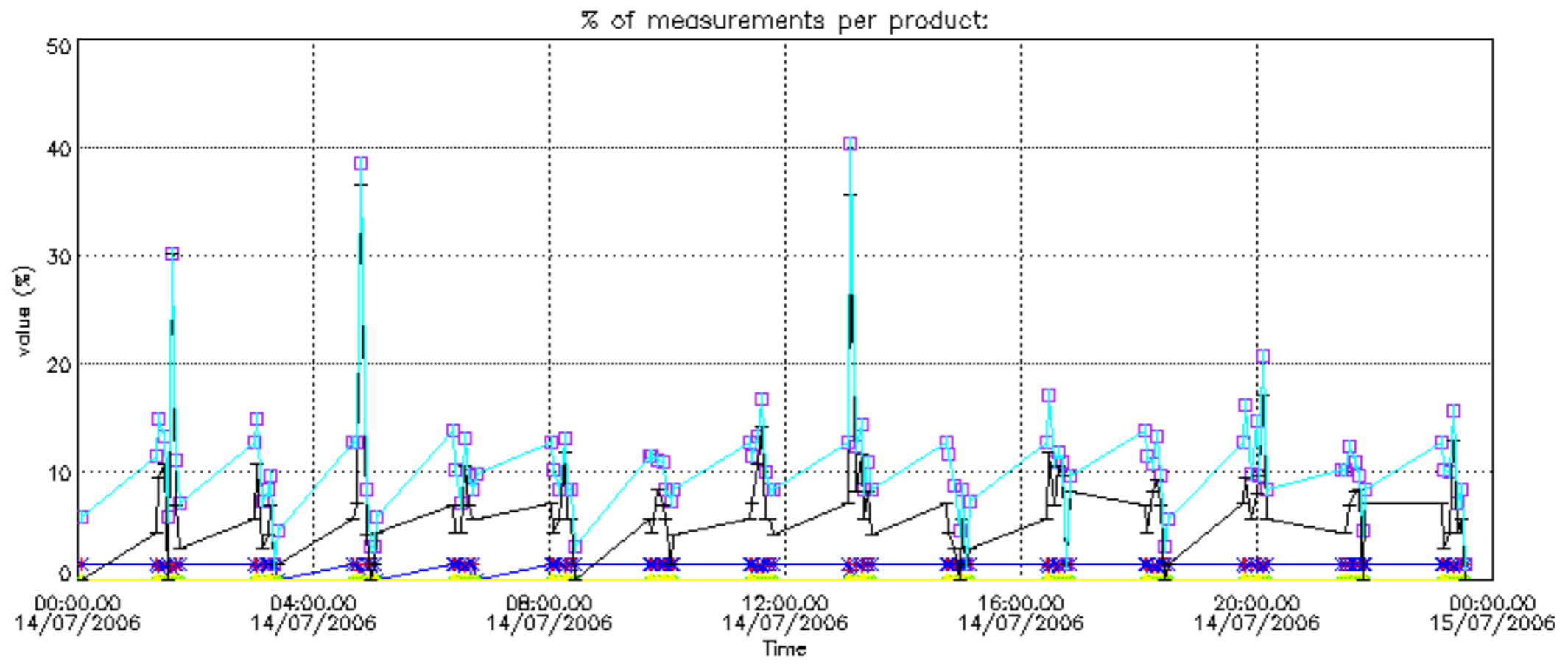


Percentage of flagged data per NO3 profile

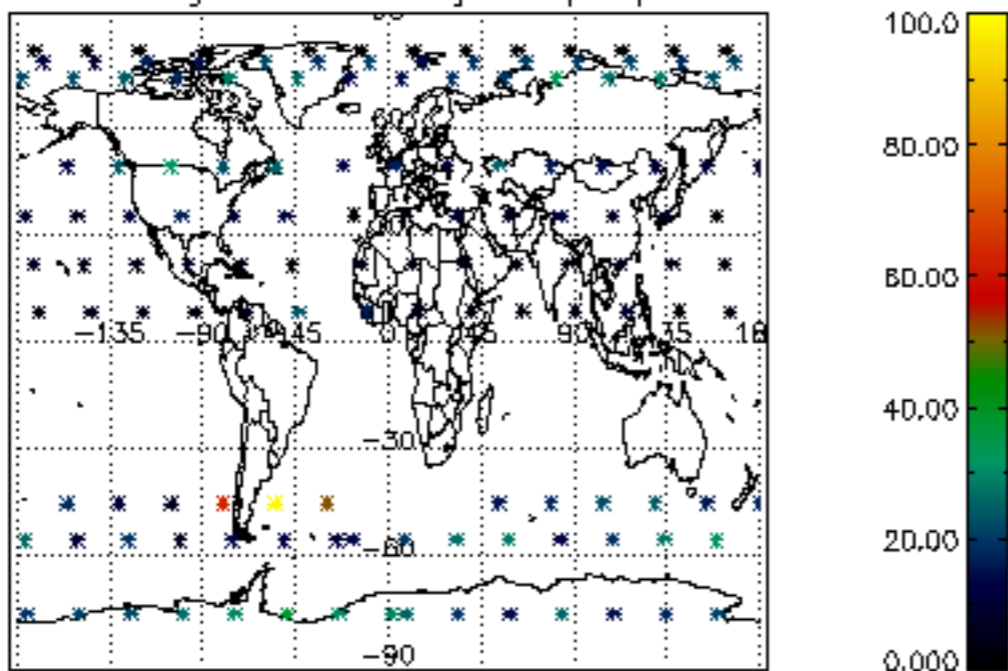




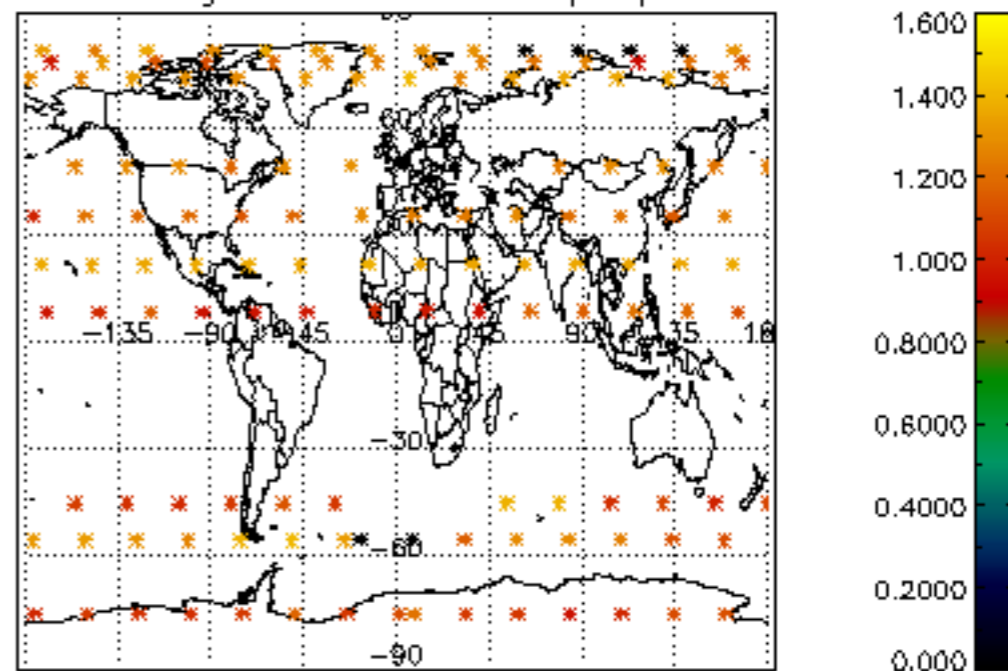




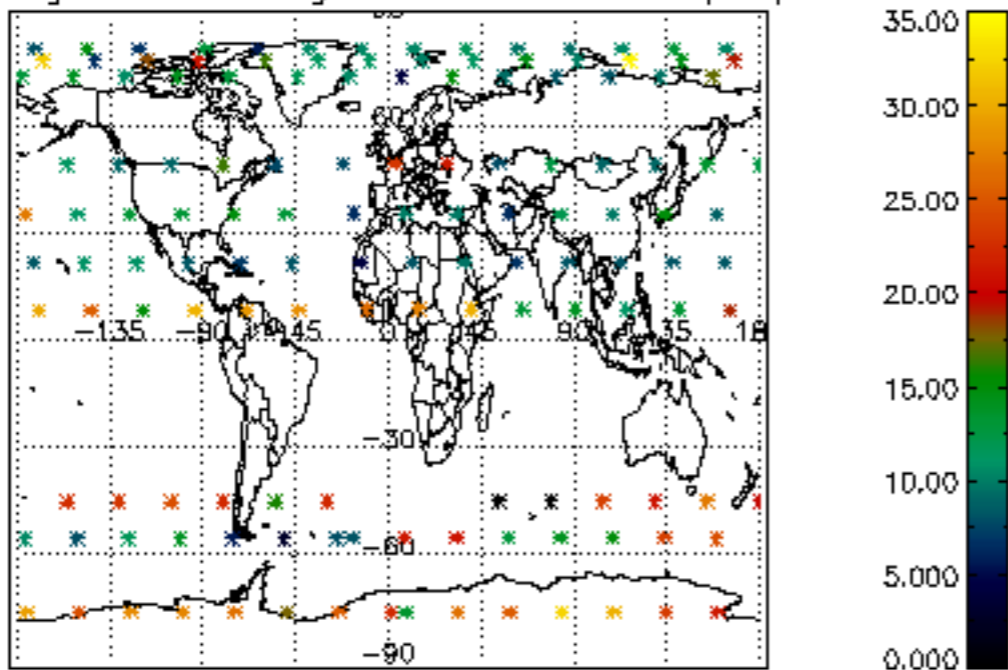
Percentage of cosmic ray hits per profile



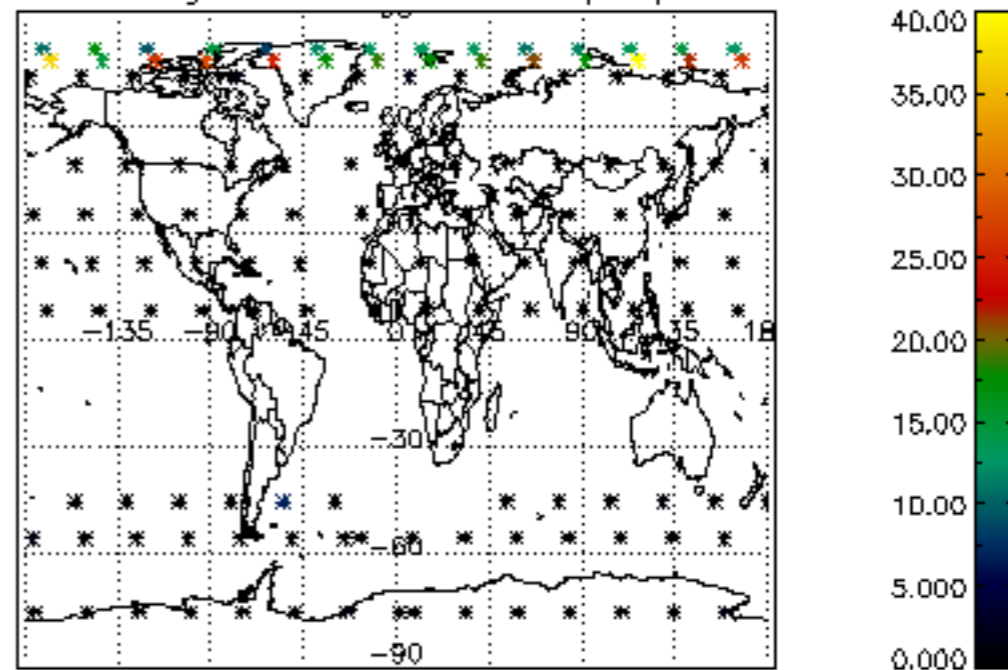
Percentage of datation errors per profile



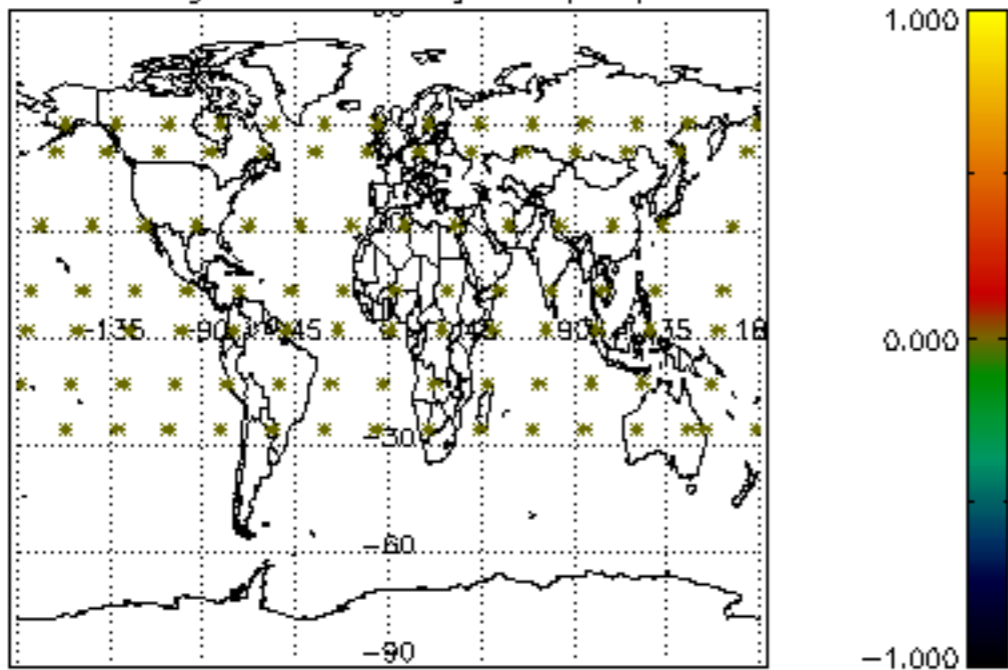
Percentage of star falling outside central band per profile



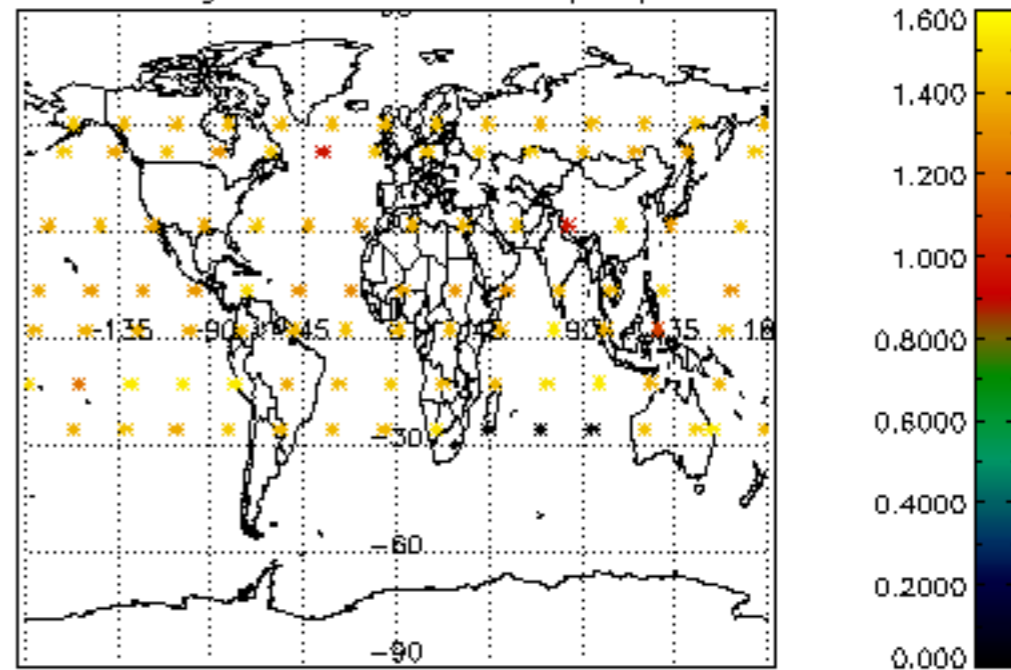
Percentage of saturation errors per profile



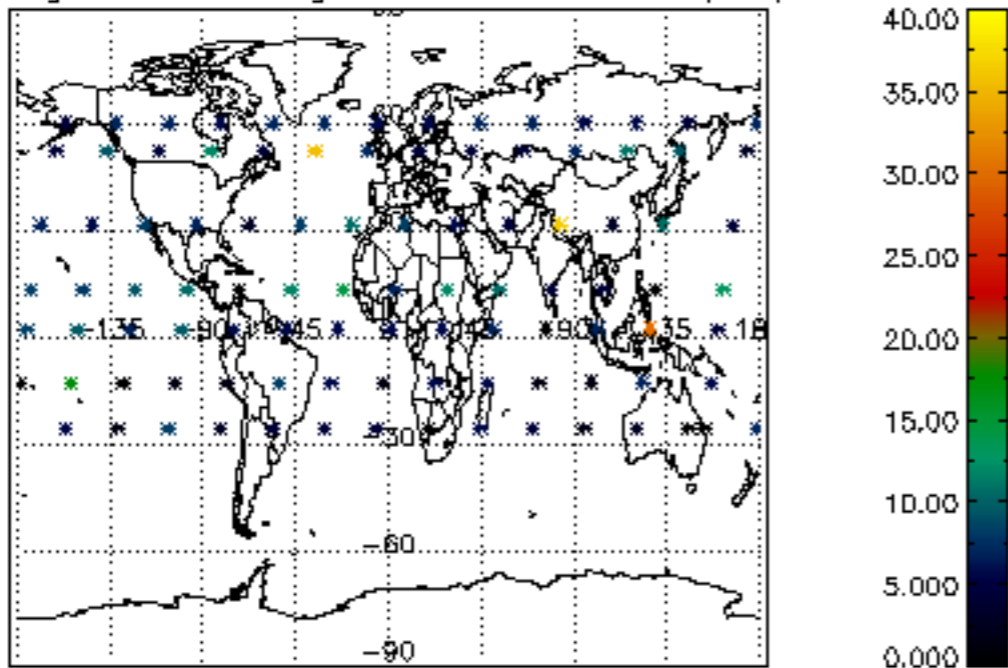
Percentage of cosmic ray hits per profile



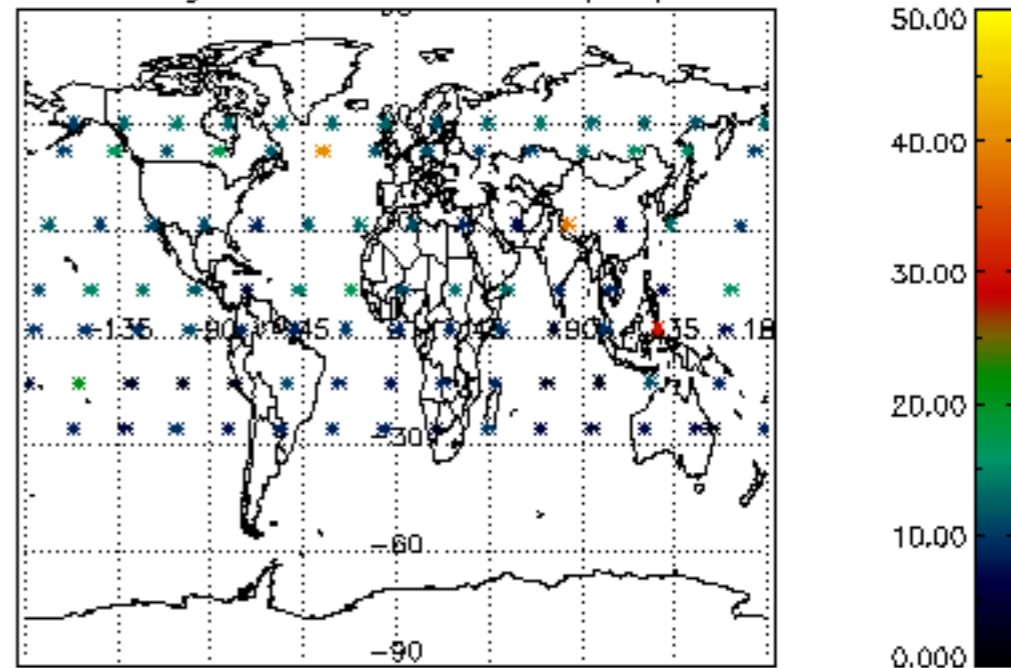
Percentage of datation errors per profile



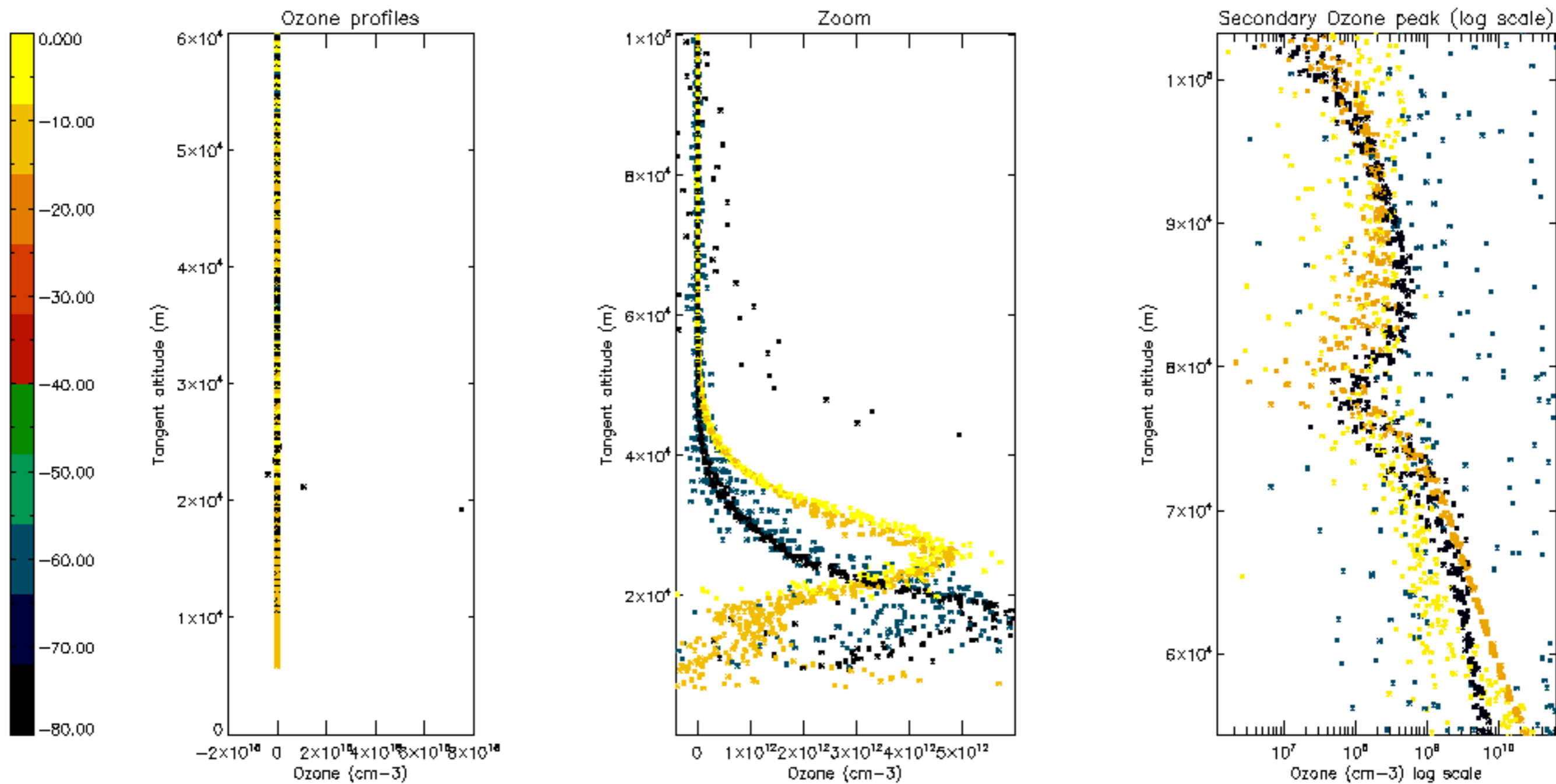
Percentage of star falling outside central band per profile

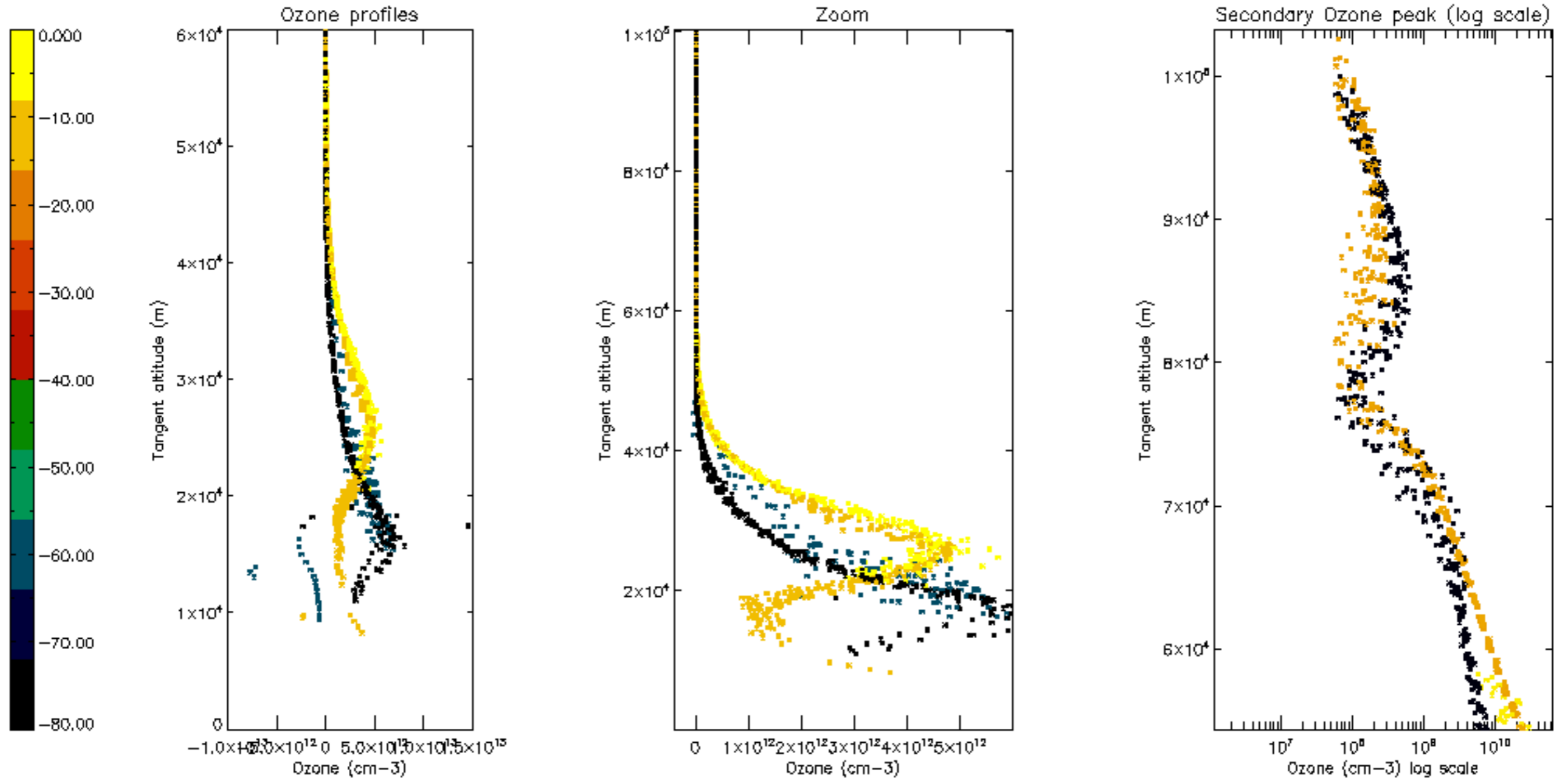


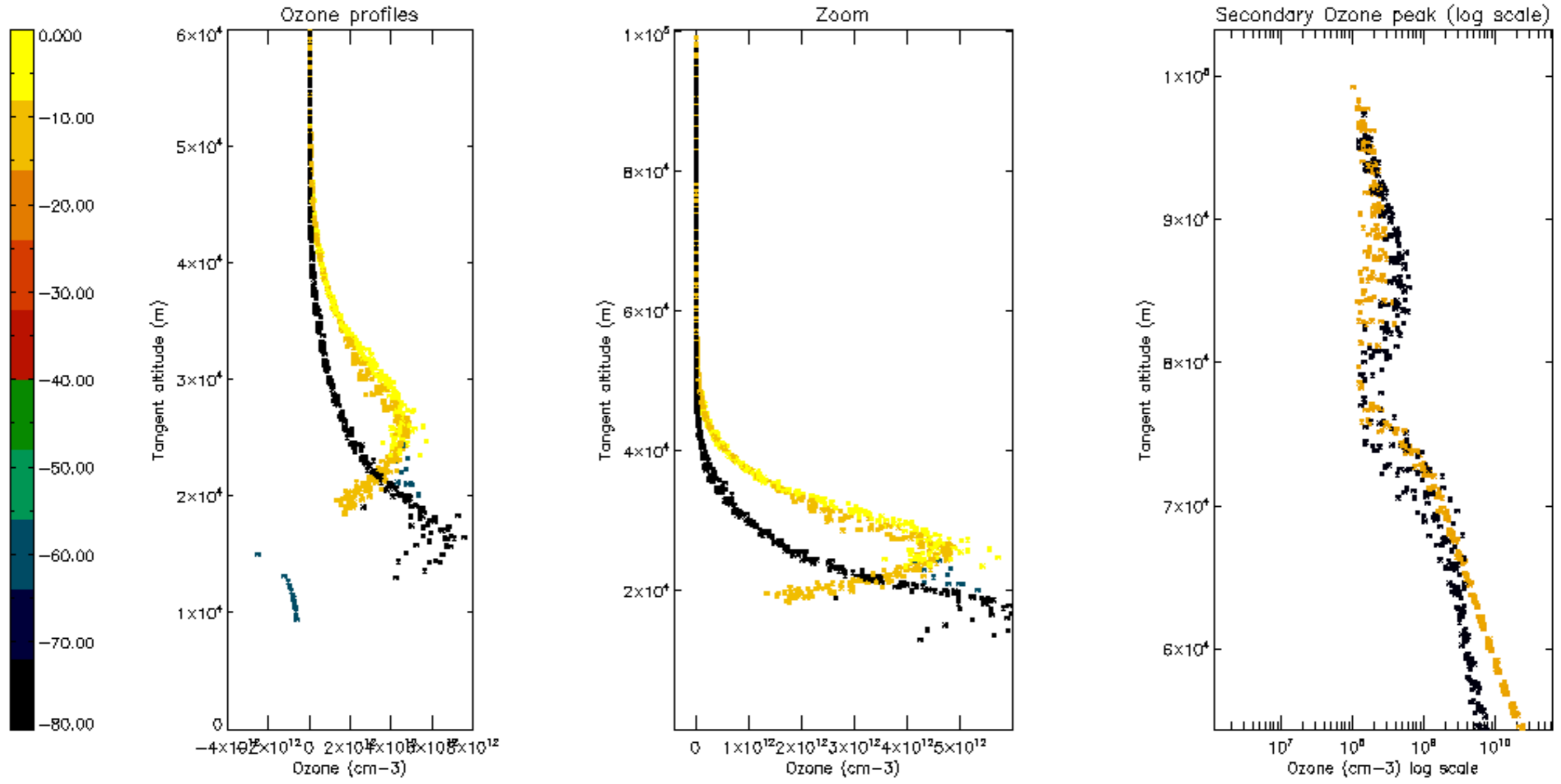
Percentage of saturation errors per profile

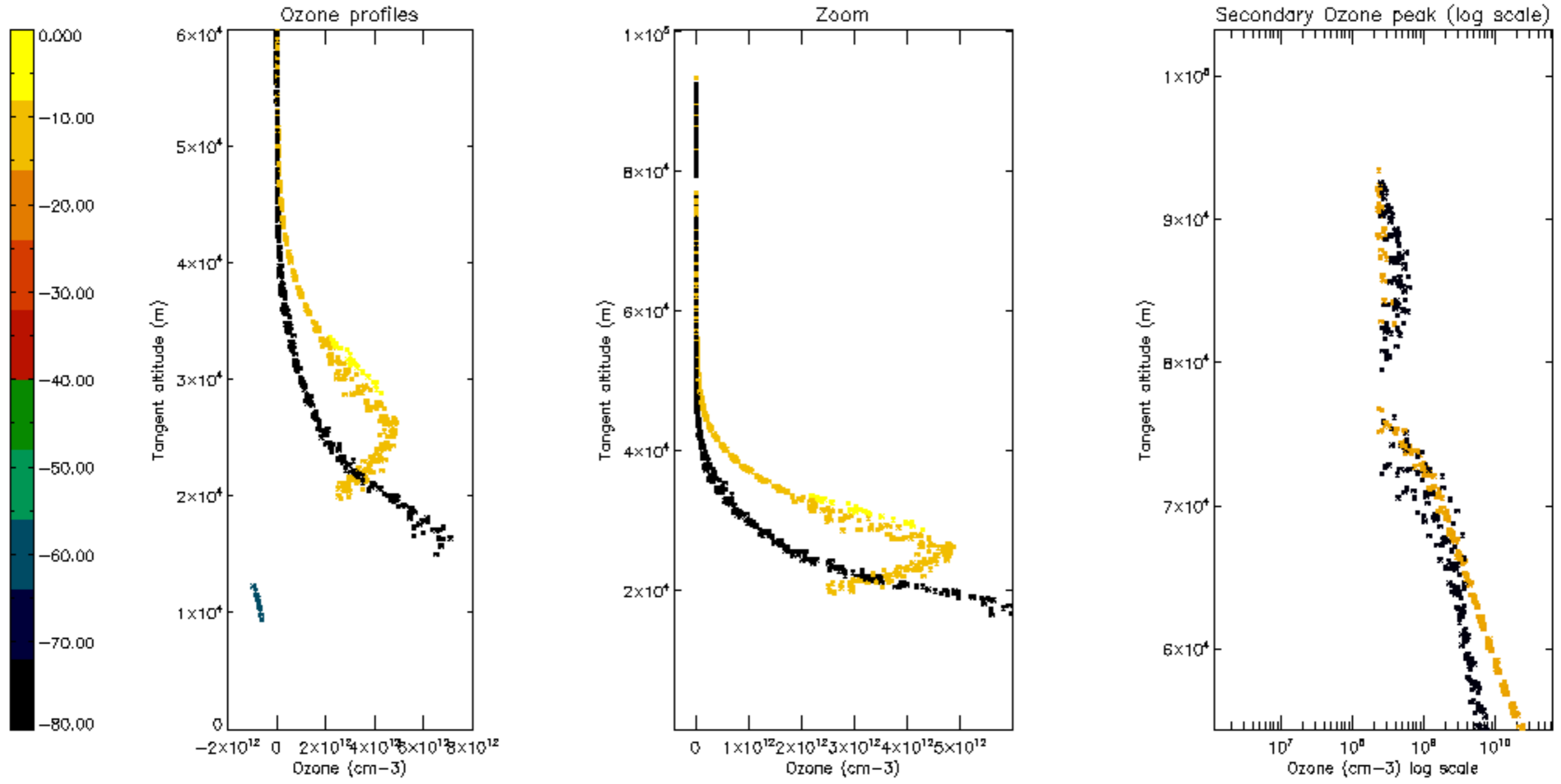




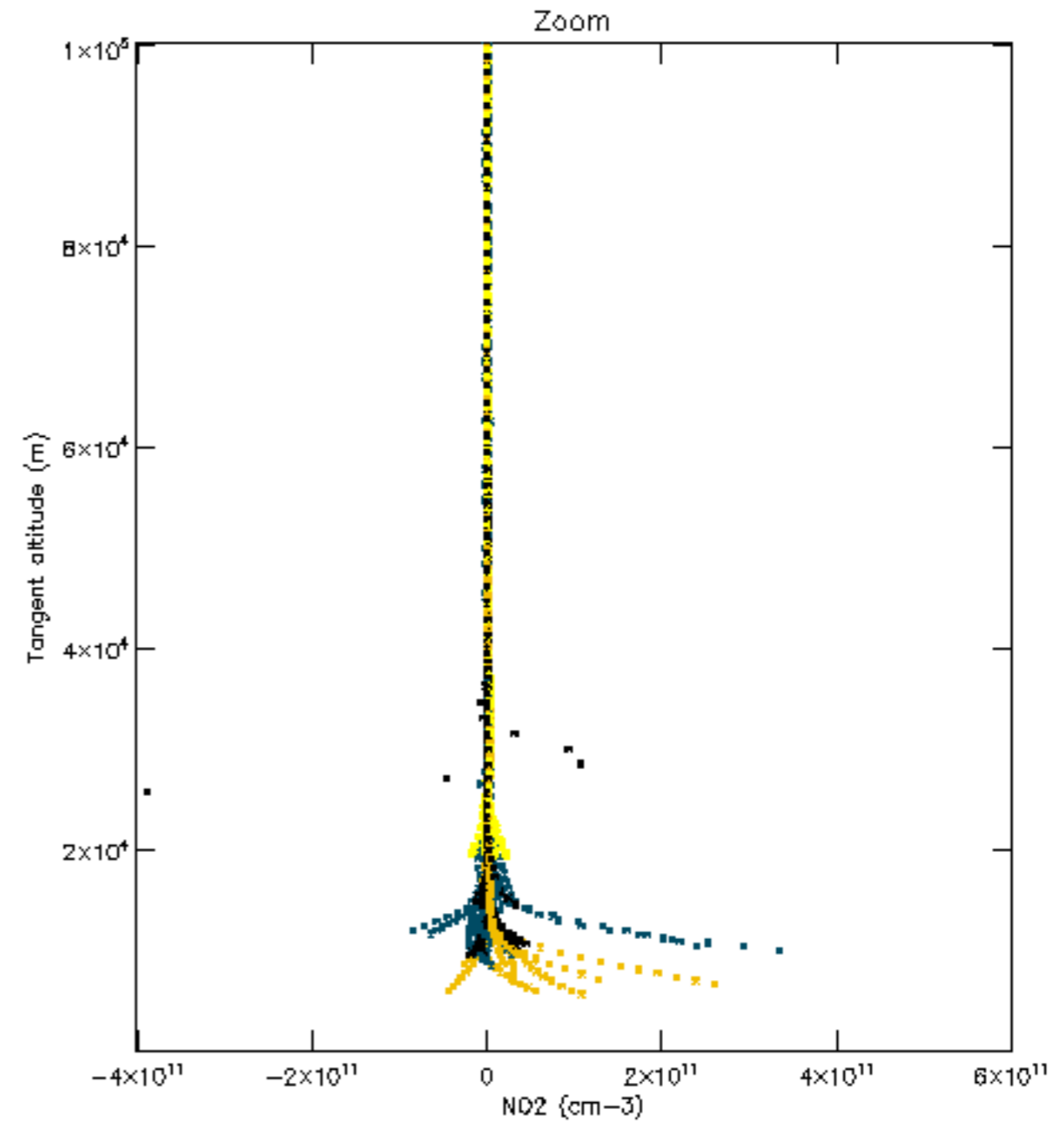
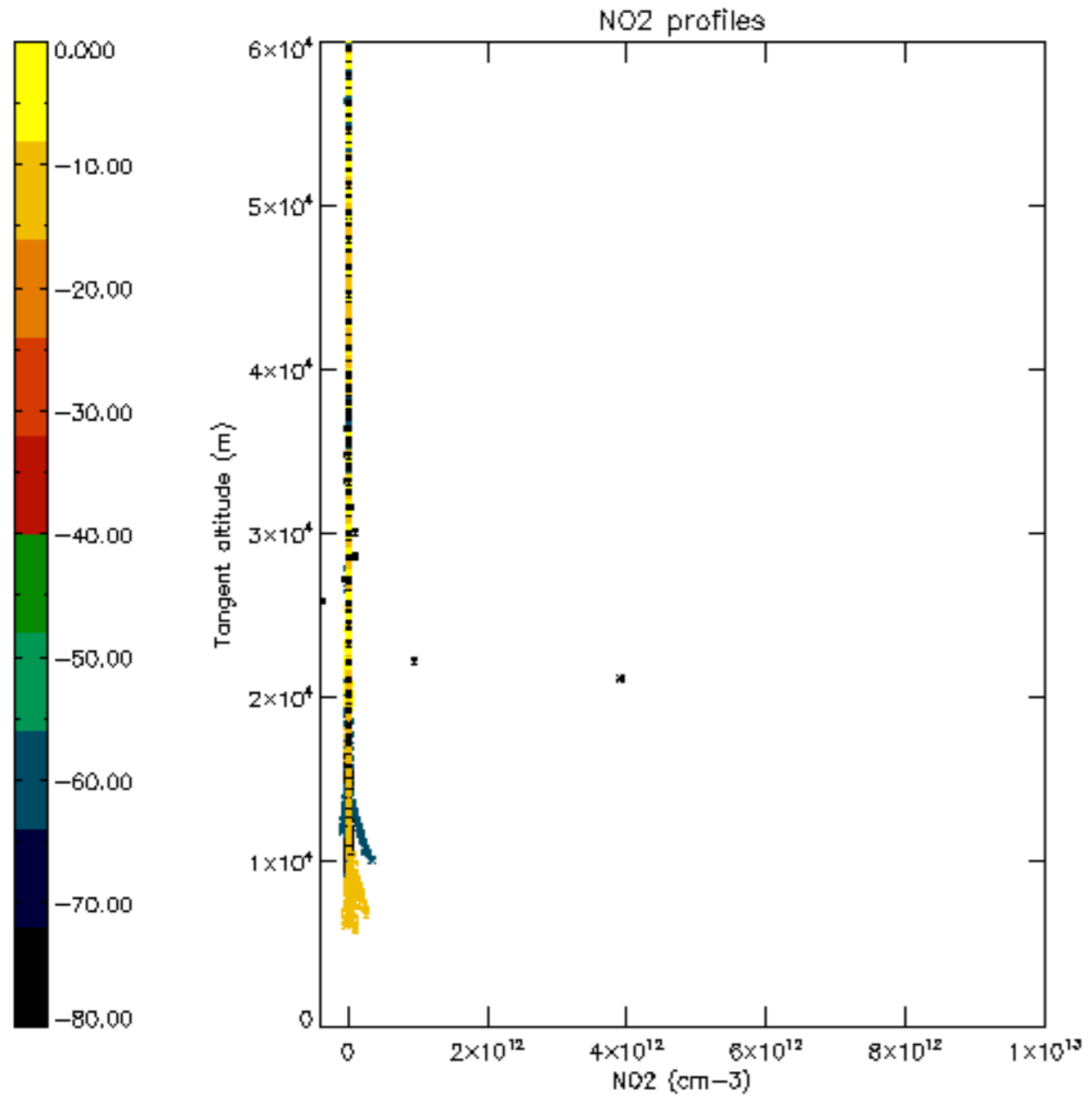


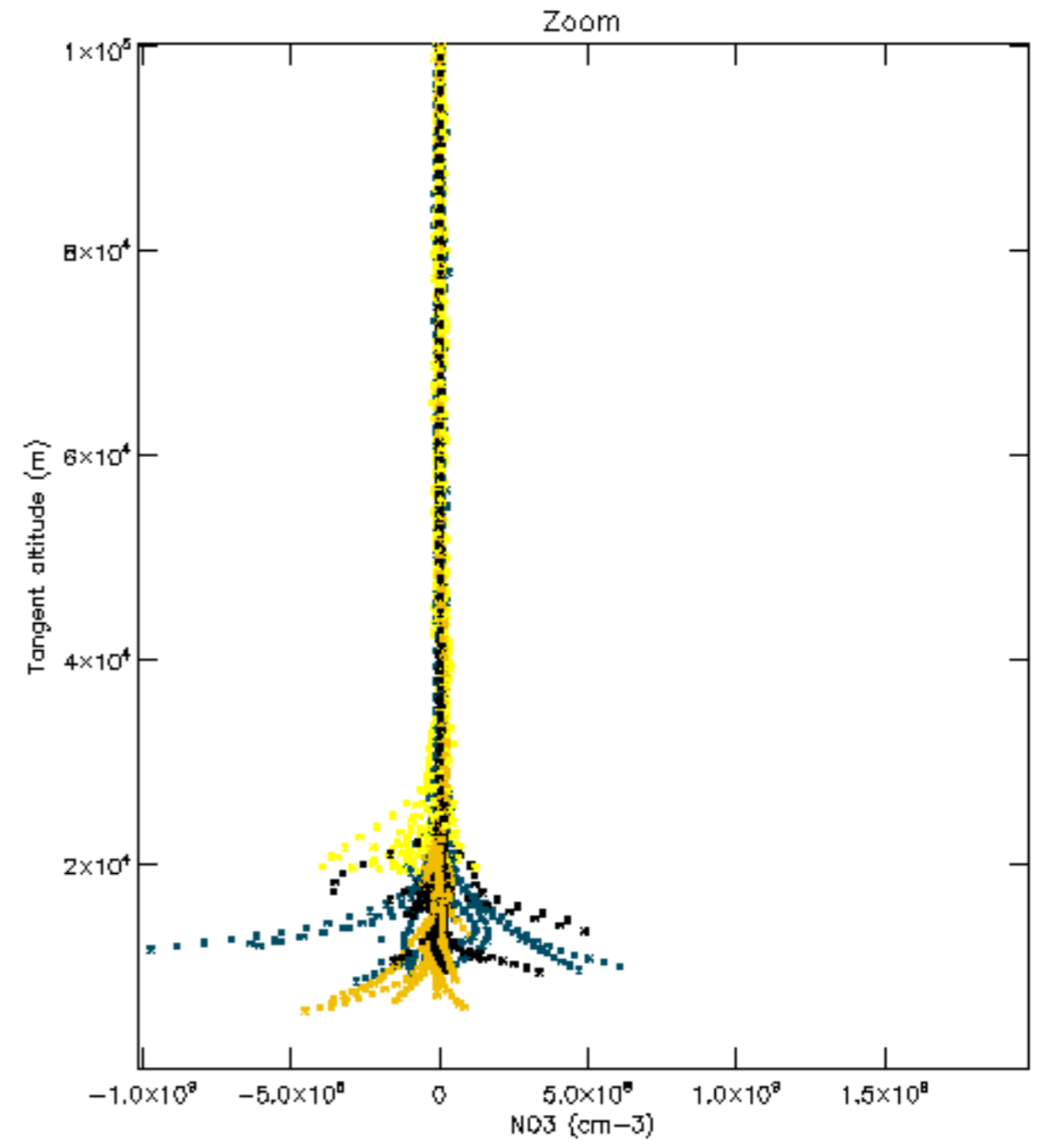
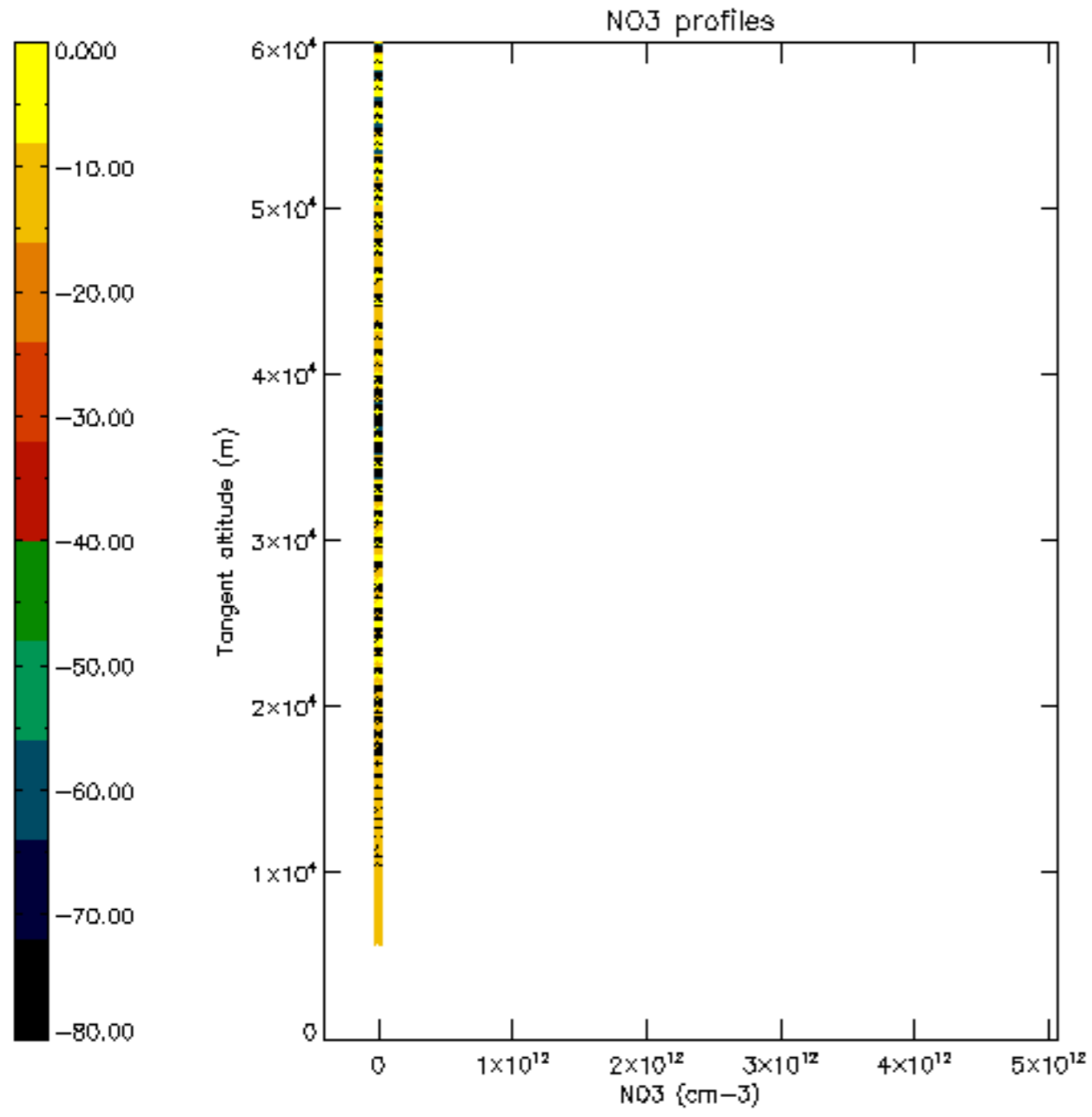


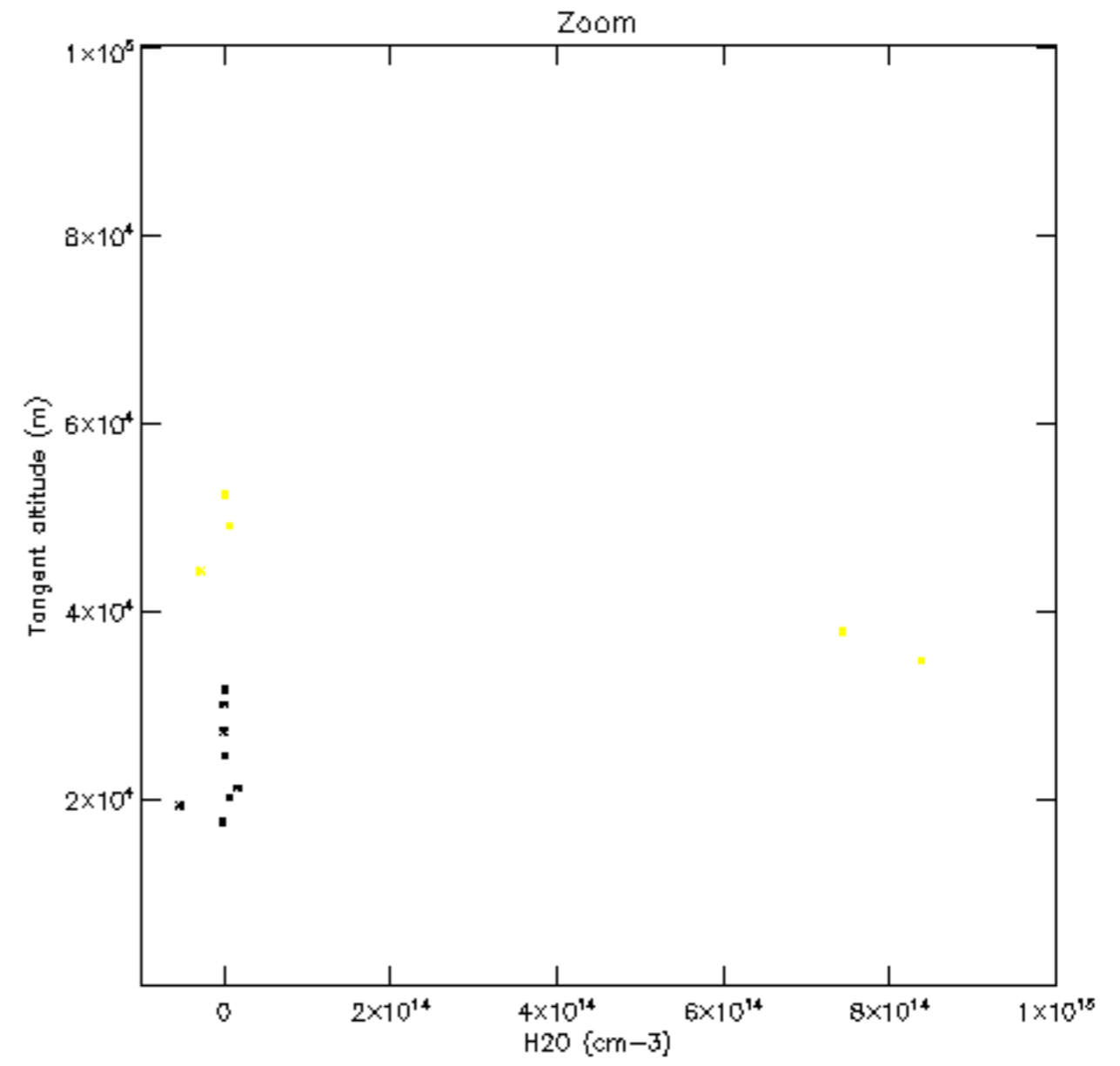
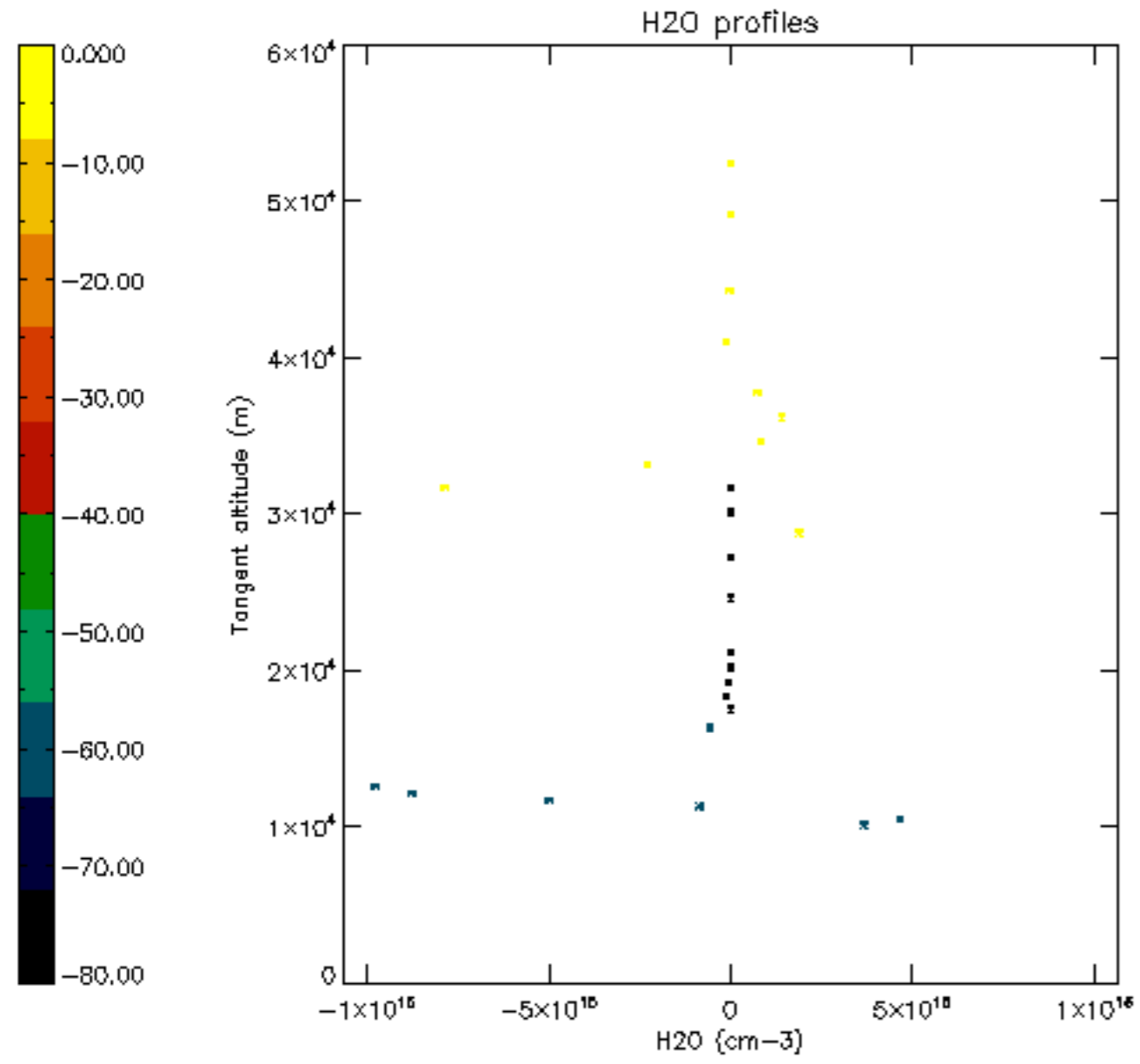


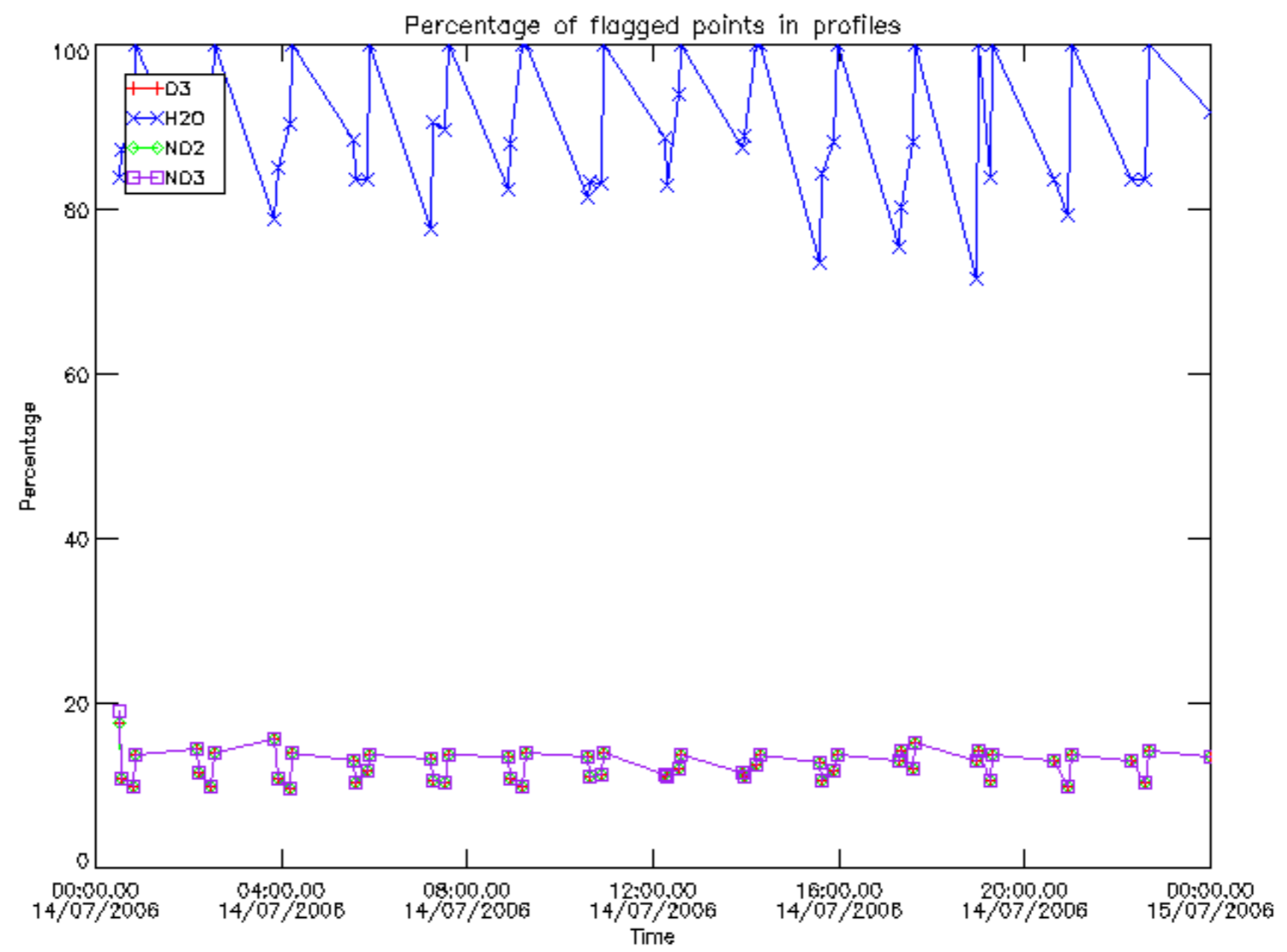






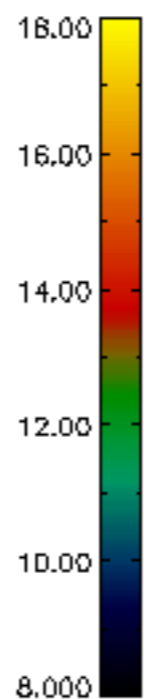
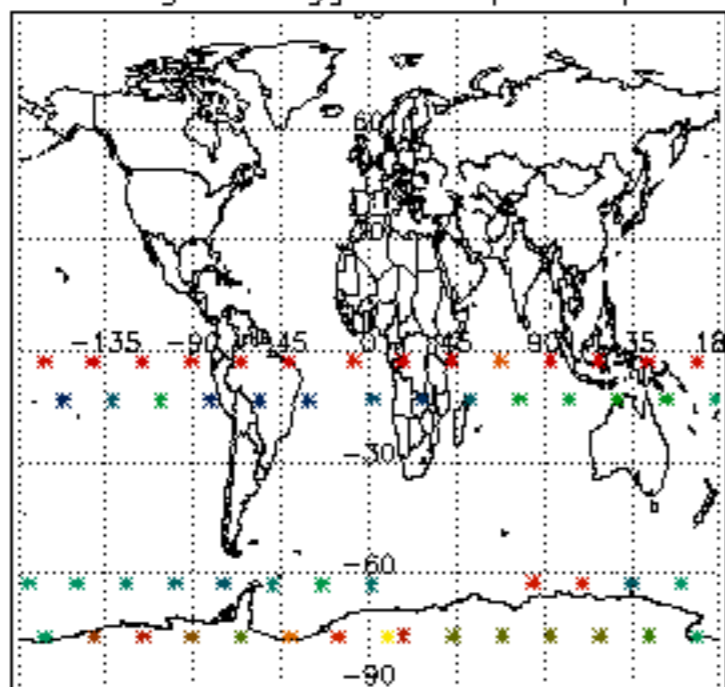




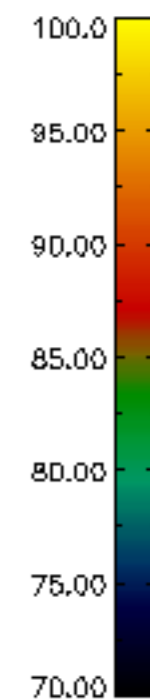
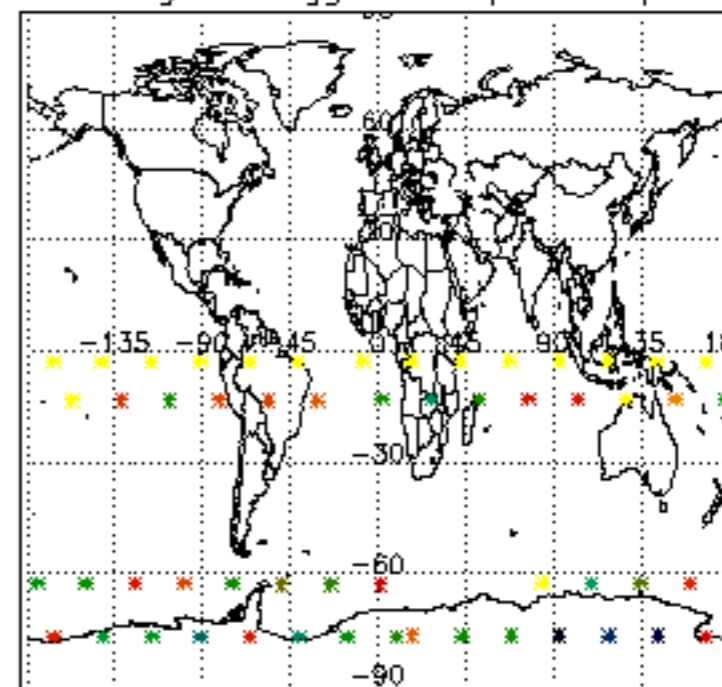




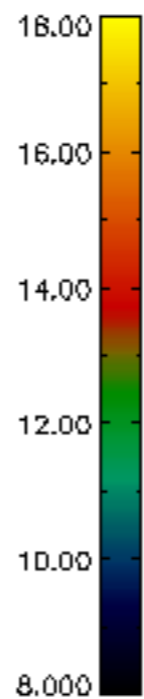
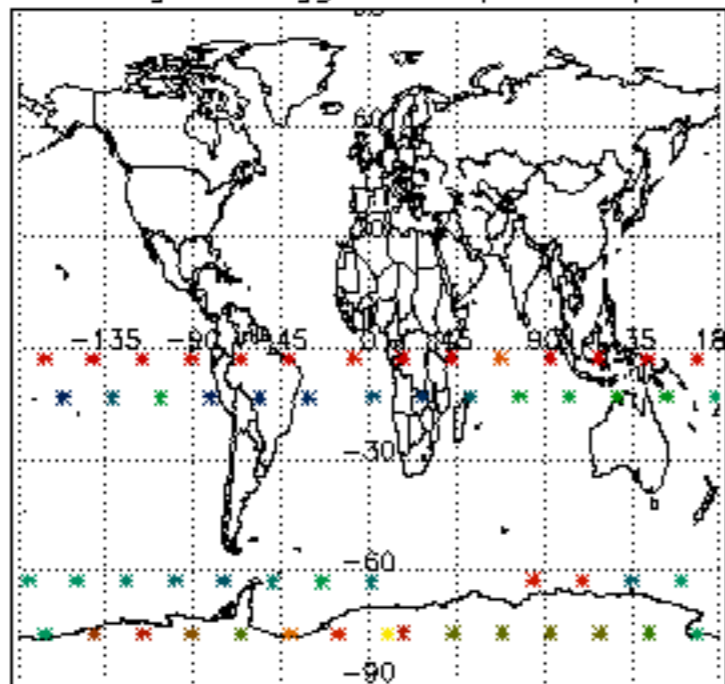
Percentage of flagged data per D3 profile



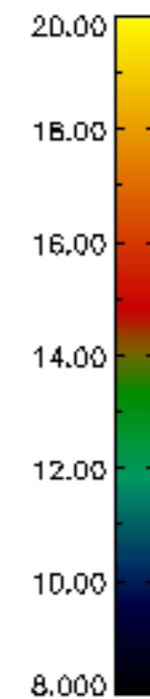
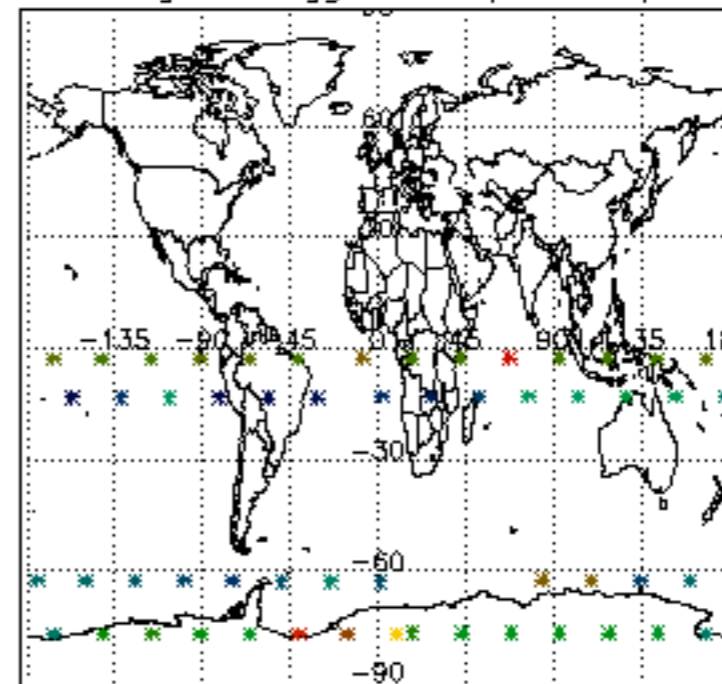
Percentage of flagged data per H2O profile

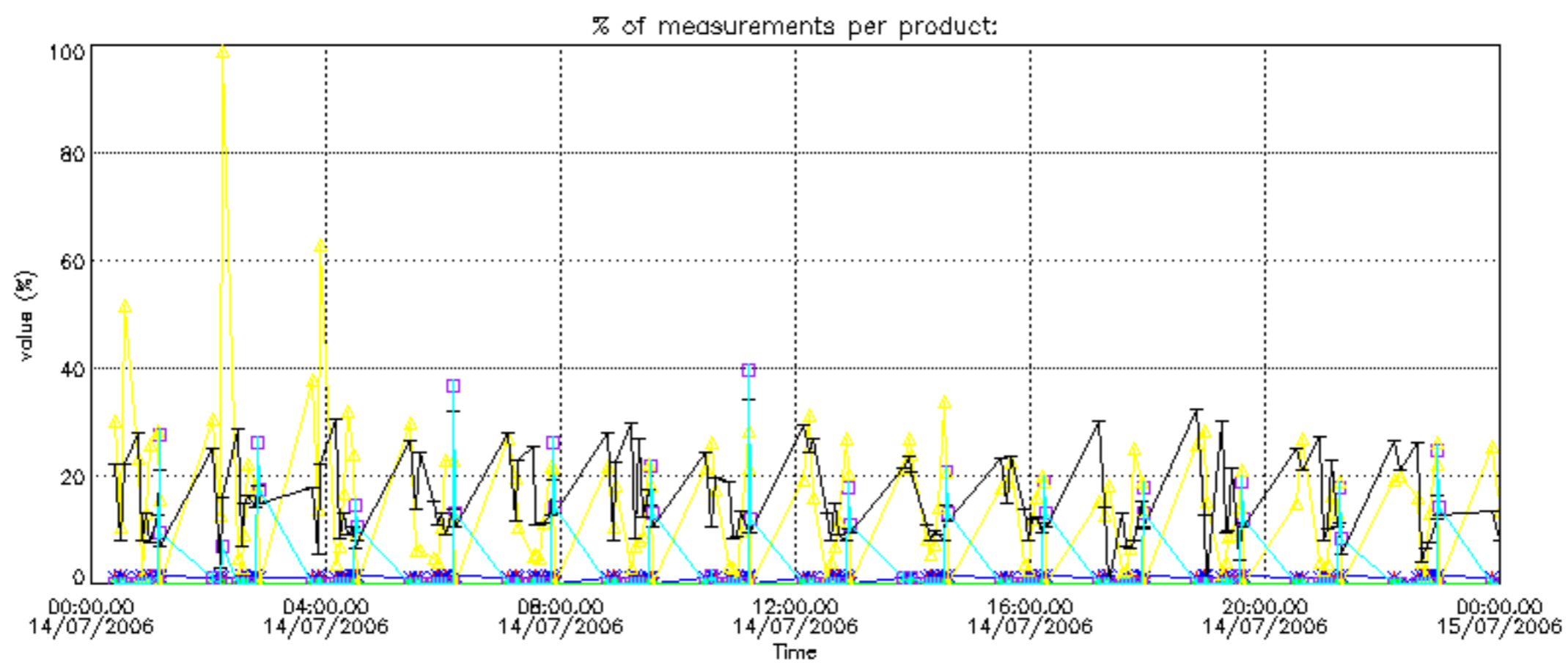


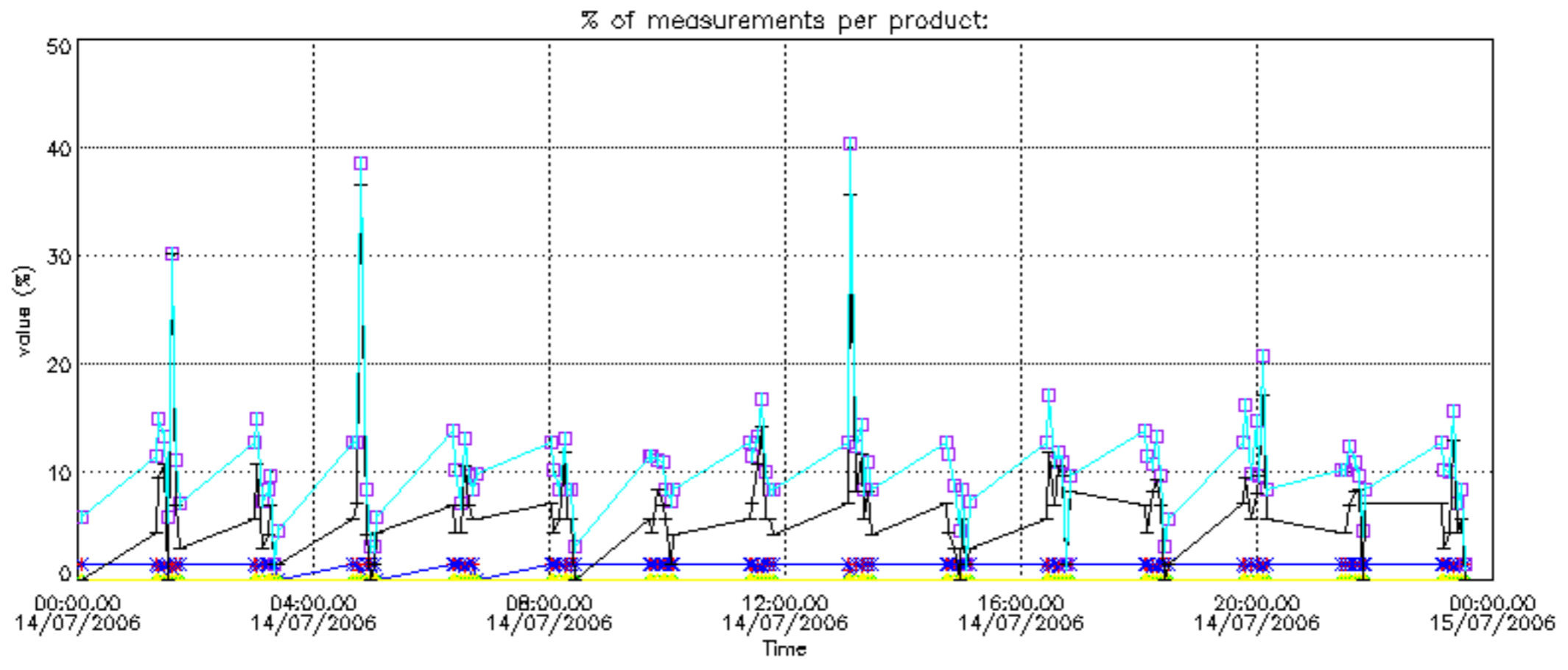
Percentage of flagged data per NO2 profile



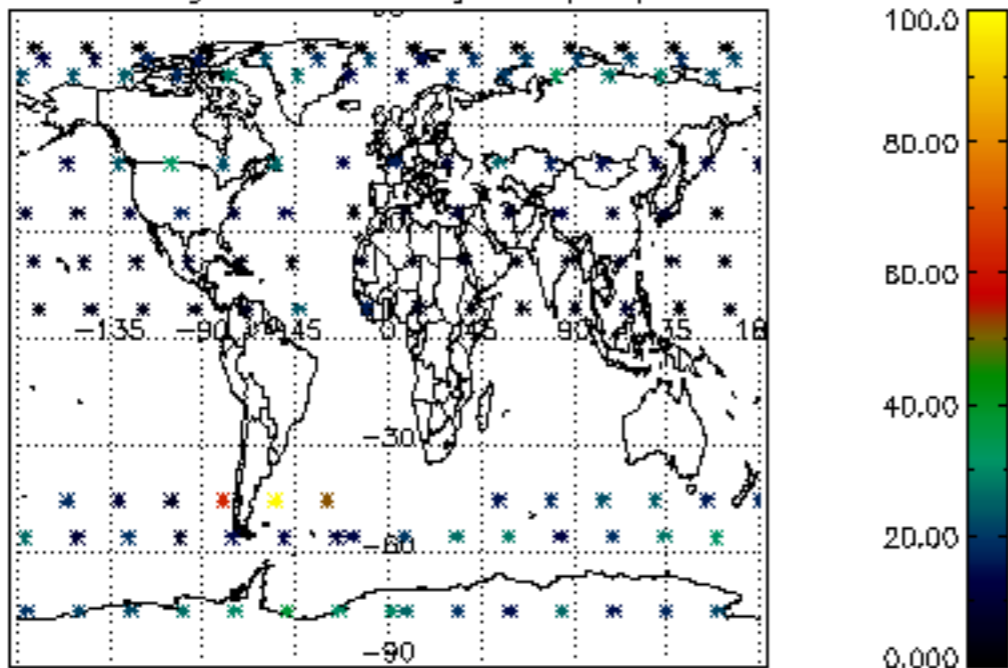
Percentage of flagged data per NO3 profile



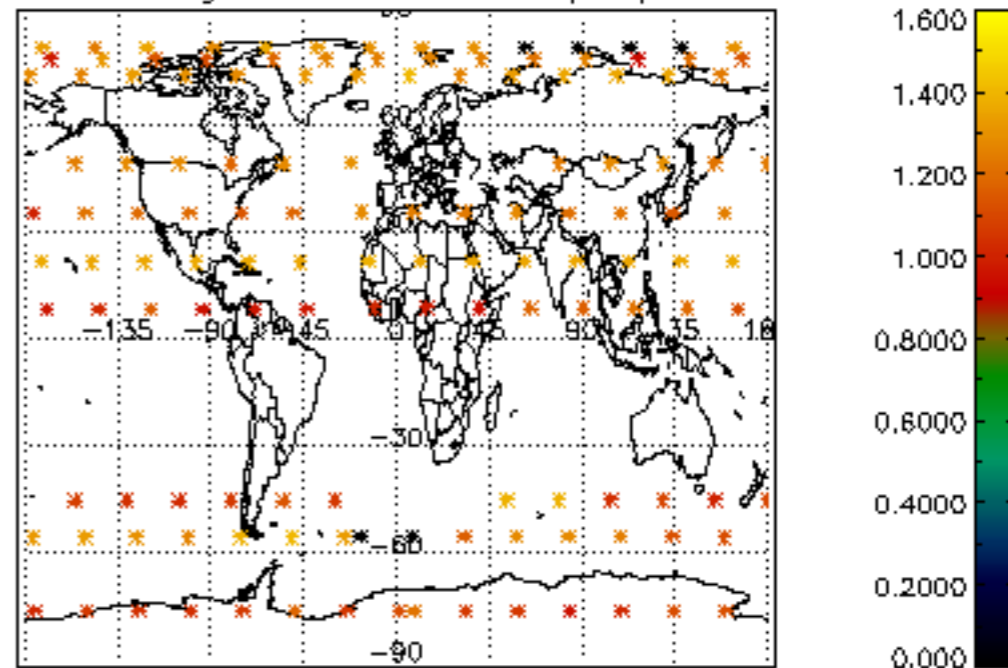




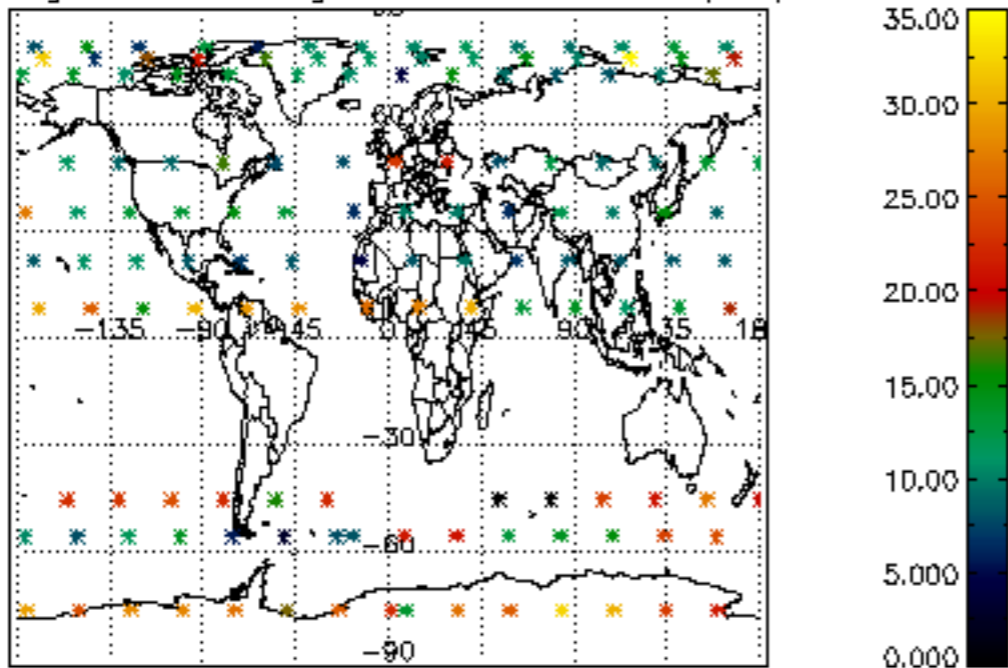
Percentage of cosmic ray hits per profile



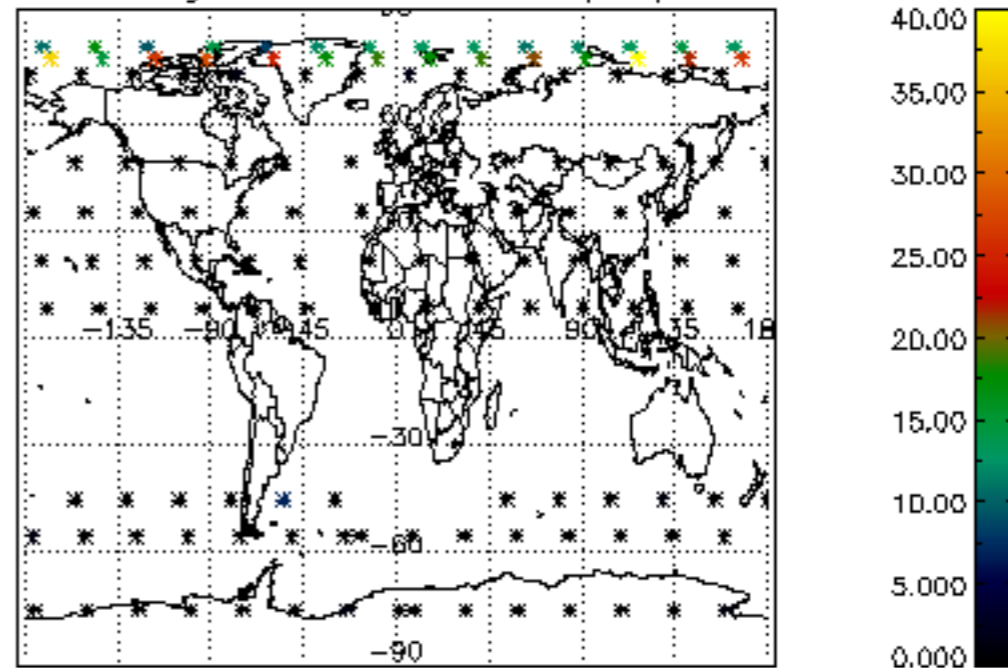
Percentage of datation errors per profile



Percentage of star falling outside central band per profile

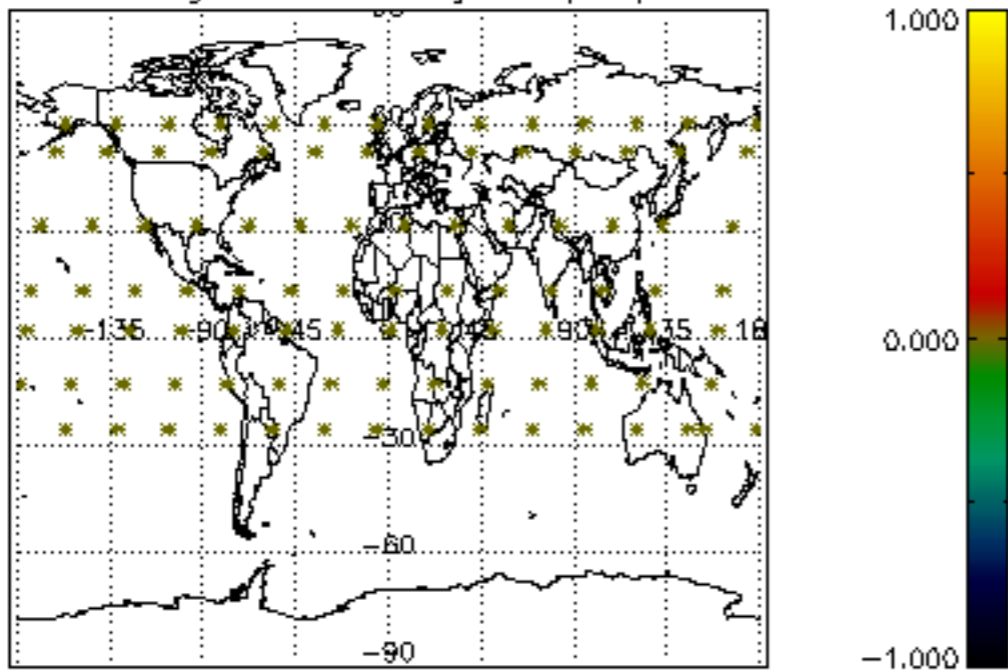


Percentage of saturation errors per profile

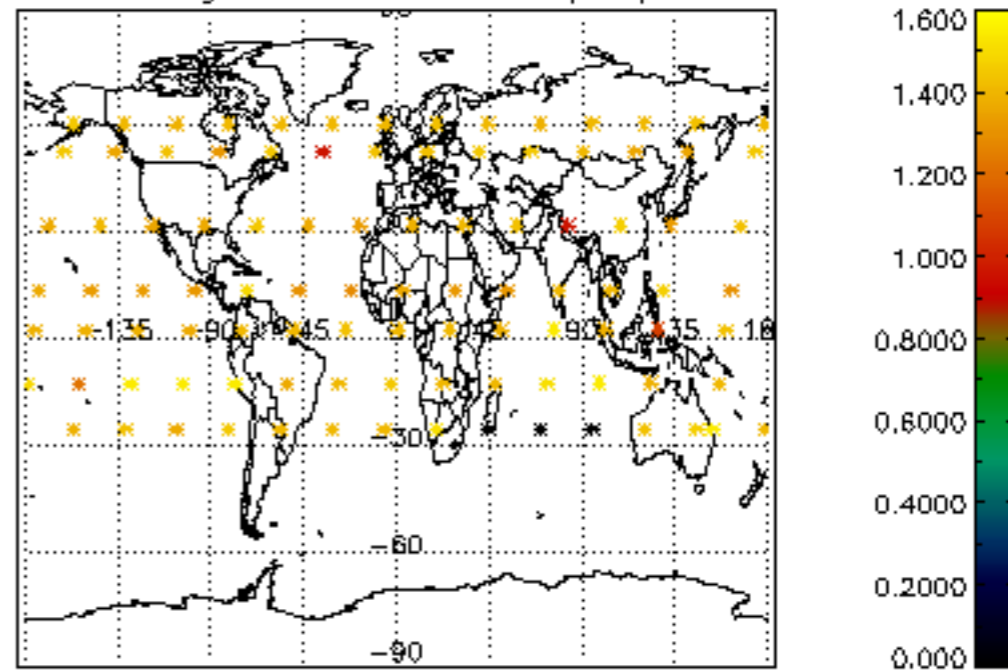




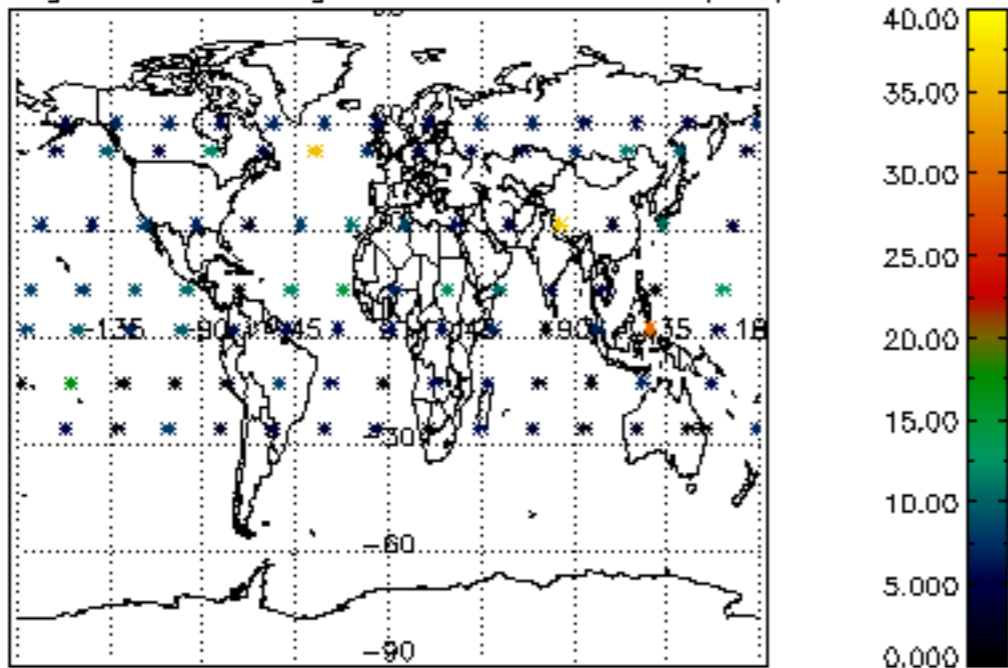
Percentage of cosmic ray hits per profile



Percentage of datation errors per profile



Percentage of star falling outside central band per profile



Percentage of saturation errors per profile

