

GOMOS Level 2 Daily Report

SUMMARY

[1. General Info](#)

[2. Summary of processed GOM_NL_2P products](#)

[3. Level 2 Quality information per product](#)

[3.1 Plot of level 2 quality information per product \(time dependant\)](#)

[3.2 Plot of level 2 quality information per product \(world map\)](#)

[4. Level 1 Quality information per product \(stored on level 2 products\)](#)

[4.1 Plot of level 1 quality information per product \(time dependant\)](#)

[4.1.1 Plot of level 1 quality information per product \(time dependant\): ASCENDING](#)

[4.1.2 Plot of level 1 quality information per product \(time dependant\): DESCENDING](#)

[4.2 Plot of level 1 quality information per product \(world map\)](#)

[4.2.1 Plot of level 1 quality information per product \(world map\): ASCENDING](#)

[4.2.2 Plot of level 1 quality information per product \(world map\): DESCENDING](#)

[5. Ozone profiles based on quality statistics and other trace gas profiles](#)

[5.1 Ozone statistics based on quality of products](#)

[5.2 Plot ozone profiles for all STD \(dark without errors\)](#)

[5.3 Plot ozone profiles where STD < 20% \(dark without errors\)](#)

[5.4. Plot ozone profiles where STD < 10% \(dark without errors\)](#)

[5.5. Plot ozone profiles where STD < 5% \(dark without errors\)](#)

[5.6 Plot NO2 profiles for all STD \(dark without errors\)](#)

[5.7 Plot NO3 profiles for all STD \(dark without errors\)](#)

[5.8 Plot H2O profiles \(only for occultations of stars 1,2,3,4,13,14,16,26,63 dark without errors\) for all STD](#)

[6. Auxiliary Data Files used for the production reported in section 2](#)

This report presents the daily analysis on parameters extracted from GOMOS level 2 data (GOM_NL__2P). It is intended to monitor some important parameters that will impact the quality of these products. A list of level 2 products (and content) that have arrived during the reporting day to the PCF is also given.

Item	Value
Time of report generation	24APR2013 01:33:09
Data source version	GOMOS/6.01
Start time of products	11-07-2006 (11JUL2006 00:00:00)
Stop time of products	12-07-2006 (12JUL2006 00:00:00)
Store outputs in DB	Yes
Nb of level 2 prods	253
Nb of prods with errors	0

2. Summary of processed GOM_NL__2P products.

Nr	Filename	UTC Start time	Limb	Duration	Star Id	Star Name	Star Mag	Star Temp	Nb Meas	Orbit	Prod. error
1	GOM_NL__2PRFIN20060711_002447_000000432049_00202_22801_9874.N1	11-JUL-2006 00:24:47	Dark	42.500	7	19Bet Ori	0.10000	14000.	85	22801	No
2	GOM_NL__2PRFIN20060711_002732_000000422049_00202_22801_9875.N1	11-JUL-2006 00:27:32	Dark	42.000	165	34Gam Eri	2.9500	3200.0	84	22801	No
3	GOM_NL__2PRFIN20060711_004230_000000512049_00203_22802_9859.N1	11-JUL-2006 00:42:30	Dark	51.000	9	Alp Eri	0.45300	24000.	102	22802	No
4	GOM_NL__2PRFIN20060711_004628_000000382049_00203_22802_9860.N1	11-JUL-2006 00:46:28	Dark	38.000	135	Bet Hyi	2.8200	5800.0	76	22802	No
5	GOM_NL__2PRFIN20060711_005004_000000282049_00203_22802_9861.N1	11-JUL-2006 00:50:04	Straylight	28.000	148	Alp Tuc	2.8780	4100.0	56	22802	No
6	GOM_NL__2PRFIN20060711_005408_000000402049_00203_22802_9862.N1	11-JUL-2006 00:54:08	Straylight	40.000	45	Alp Pav	1.9400	26000.	80	22802	No
7	GOM_NL__2PRFIN20060711_010035_000000422049_00203_22802_9863.N1	11-JUL-2006 01:00:35	Twilight	41.500	40	The Sco	1.8590	7100.0	83	22802	No
8	GOM_NL__2PRFIN20060711_010215_000000412049_00203_22802_9864.N1	11-JUL-2006 01:02:15	Bright	40.500	25	35Lam Sco	1.6200	28000.	81	22802	No
9	GOM_NL__2PRFIN20060711_010454_000000382049_00203_22802_9865.N1	11-JUL-2006 01:04:54	Bright	38.000	137	22Lam Sgr	2.8240	4400.0	76	22802	No
10	GOM_NL__2PRFIN20060711_010825_000000372049_00203_22802_9866.N1	11-JUL-2006 01:08:25	Bright	36.500	86	35Eta Oph	2.4300	10200.	73	22802	No
11	GOM_NL__2PRFIN20060711_011345_000000362049_00203_22802_9867.N1	11-JUL-2006 01:13:45	Bright	36.000	126	60Bet Oph	2.7700	4250.0	72	22802	No
12	GOM_NL__2PRFIN20060711_011603_000000362049_00203_22802_9868.N1	11-JUL-2006 01:16:03	Bright	36.000	59	55Alp Oph	2.0800	8900.0	72	22802	No
13	GOM_NL__2PRFIN20060711_012146_000000372049_00203_22802_9869.N1	11-JUL-2006 01:21:46	Bright	36.500	133	40Zet Her	2.8070	6000.0	73	22802	No
14	GOM_NL__2PRFIN20060711_012707_000000372049_00203_22802_9870.N1	11-JUL-2006 01:27:07	Bright	37.000	69	33Gam Dra	2.2310	3800.0	74	22802	No
15	GOM_NL__2PRFIN20060711_013003_000000362049_00203_22802_9871.N1	11-JUL-2006 01:30:03	Bright	36.000	119	14Eta Dra	2.7270	4700.0	72	22802	No
16	GOM_NL__2PRFIN20060711_013413_000000332049_00203_22802_9872.N1	11-JUL-2006 01:34:13	Bright	32.500	60	7Bet UMi	2.0810	3950.0	65	22802	No
17	GOM_NL__2PRFIN20060711_013802_000000342049_00203_22802_9873.N1	11-JUL-2006 01:38:02	Bright	34.000	49	1Alp UMi	1.9900	6300.0	68	22802	No
18	GOM_NL__2PRFIN20060711_020523_000000392049_00203_22802_9874.N1	11-JUL-2006 02:05:23	Dark	38.500	7	19Bet Ori	0.10000	14000.	77	22802	No
19	GOM_NL__2PRFIN20060711_020808_000000382049_00203_22802_9875.N1	11-JUL-2006 02:08:08	Dark	38.000	165	34Gam Eri	2.9500	3200.0	76	22802	No
20	GOM_NL__2PRFIN20060711_021655_000000412049_00203_22802_9876.N1	11-JUL-2006 02:16:55	Dark	40.500	157	The1Eri	2.9060	9300.0	81	22802	No
21	GOM_NL__2PRFIN20060711_022307_000000512049_00204_22803_9860.N1	11-JUL-2006 02:23:07	Dark	51.000	9	Alp Eri	0.45300	24000.	102	22803	No
22	GOM_NL__2PRFIN20060711_022704_000000372049_00204_22803_9861.N1	11-JUL-2006 02:27:04	Dark	37.000	135	Bet Hyi	2.8200	5800.0	74	22803	No
23	GOM_NL__2PRFIN20060711_023041_000000282049_00204_22803_9862.N1	11-JUL-2006 02:30:41	Straylight	28.000	148	Alp Tuc	2.8780	4100.0	56	22803	No
24	GOM_NL__2PRFIN20060711_023444_000000432049_00204_22803_9863.N1	11-JUL-2006 02:34:44	Straylight	42.500	45	Alp Pav	1.9400	26000.	85	22803	No
25	GOM_NL__2PRFIN20060711_024112_000000432049_00204_22803_9864.N1	11-JUL-2006 02:41:12	Twilight	42.500	40	The Sco	1.8590	7100.0	85	22803	No
26	GOM_NL__2PRFIN20060711_024251_000000382049_00204_22803_9865.N1	11-JUL-2006 02:42:51	Twilight	38.000	25	35Lam Sco	1.6200	28000.	76	22803	No
27	GOM_NL__2PRFIN20060711_024530_000000402049_00204_22803_9866.N1	11-JUL-2006 02:45:30	Bright	39.500	137	22Lam Sgr	2.8240	4400.0	79	22803	No
28	GOM_NL__2PRFIN20060711_024901_000000372049_00204_22803_9867.N1	11-JUL-2006 02:49:01	Bright	37.000	86	35Eta Oph	2.4300	10200.	74	22803	No
29	GOM_NL__2PRFIN20060711_025422_000000362049_00204_22803_9868.N1	11-JUL-2006 02:54:22	Bright	35.500	126	60Bet Oph	2.7700	4250.0	71	22803	No
30	GOM_NL__2PRFIN20060711_025639_000000352049_00204_22803_9869.N1	11-JUL-2006 02:56:39	Bright	35.000	59	55Alp Oph	2.0800	8900.0	70	22803	No
31	GOM_NL__2PRFIN20060711_030223_000000342049_00204_22803_9870.N1	11-JUL-2006 03:02:23	Bright	33.500	133	40Zet Her	2.8070	6000.0	67	22803	No
32	GOM_NL__2PRFIN20060711_030743_000000382049_00204_22803_9871.N1	11-JUL-2006 03:07:43	Bright	37.500	69	33Gam Dra	2.2310	3800.0	75	22803	No
33	GOM_NL__2PRFIN20060711_031039_000000362049_00204_22803_9872.N1	11-JUL-2006 03:10:39	Bright	35.500	119	14Eta Dra	2.7270	4700.0	71	22803	No
34	GOM_NL__2PRFIN20060711_031450_000000332049_00204_22803_9873.N1	11-JUL-2006 03:14:50	Bright	32.500	60	7Bet UMi	2.0810	3950.0	65	22803	No
35	GOM_NL__2PRFIN20060711_031838_000000322049_00204_22803_9874.N1	11-JUL-2006 03:18:38	Bright	32.000	49	1Alp UMi	1.9900	6300.0	64	22803	No
36	GOM_NL__2PRFIN20060711_034559_000000382049_00204_22803_9875.N1	11-JUL-2006 03:45:59	Dark	38.000	7	19Bet Ori	0.10000	14000.	76	22803	No
37	GOM_NL__2PRFIN20060711_034844_000000422049_00204_22803_9876.N1	11-JUL-2006 03:48:44	Dark	42.000	165	34Gam Eri	2.9500	3200.0	84	22803	No
38	GOM_NL__2PRFIN20060711_035732_000000422049_00204_22803_9877.N1	11-JUL-2006 03:57:32	Dark	42.000	157	The1Eri	2.9060	9300.0	84	22803	No
39	GOM_NL__2PRFIN20060711_040343_000000542049_00205_22804_9861.N1	11-JUL-2006 04:03:43	Dark	53.500	9	Alp Eri	0.45300	24000.	107	22804	No
40	GOM_NL__2PRFIN20060711_040740_000000372049_00205_22804_9862.N1	11-JUL-2006 04:07:40	Dark	36.500	135	Bet Hyi	2.8200	5800.0	73	22804	No
41	GOM_NL__2PRFIN20060711_041117_000000292049_00205_22804_9863.N1	11-JUL-2006 04:11:17	Straylight	29.000	148	Alp Tuc	2.8780	4100.0	58	22804	No
42	GOM_NL__2PRFIN20060711_041521_000000432049_00205_22804_9864.N1	11-JUL-2006 04:15:21	Straylight	43.000	45	Alp Pav	1.9400	26000.	86	22804	No

43	GOM_NL__2PRFIN20060711_042148_000000422049_00205_22804_9865.N1	11-JUL-2006 04:21:48	Twilight	42.000	40	The Sco	1.8590	7100.0	84	22804	No
44	GOM_NL__2PRFIN20060711_042328_000000392049_00205_22804_9866.N1	11-JUL-2006 04:23:28	Bright	39.000	25	35Lam Sco	1.6200	28000.	78	22804	No
45	GOM_NL__2PRFIN20060711_042606_000000392049_00205_22804_9867.N1	11-JUL-2006 04:26:06	Bright	39.000	137	22Lam Sgr	2.8240	4400.0	78	22804	No
46	GOM_NL__2PRFIN20060711_042937_000000372049_00205_22804_9868.N1	11-JUL-2006 04:29:37	Bright	37.000	86	35Eta Oph	2.4300	10200.	74	22804	No
47	GOM_NL__2PRFIN20060711_043458_000000362049_00205_22804_9869.N1	11-JUL-2006 04:34:58	Bright	36.000	126	60Bet Oph	2.7700	4250.0	72	22804	No
48	GOM_NL__2PRFIN20060711_043715_000000372049_00205_22804_9870.N1	11-JUL-2006 04:37:15	Bright	36.500	59	55Alp Oph	2.0800	8900.0	73	22804	No
49	GOM_NL__2PRFIN20060711_044259_000000342049_00205_22804_9871.N1	11-JUL-2006 04:42:59	Bright	33.500	133	40Zet Her	2.8070	6000.0	67	22804	No
50	GOM_NL__2PRFIN20060711_044819_000000372049_00205_22804_9872.N1	11-JUL-2006 04:48:19	Bright	37.000	69	33Gam Dra	2.2310	3800.0	74	22804	No
51	GOM_NL__2PRFIN20060711_045115_000000332049_00205_22804_9873.N1	11-JUL-2006 04:51:15	Bright	32.500	119	14Eta Dra	2.7270	4700.0	65	22804	No
52	GOM_NL__2PRFIN20060711_045526_000000362049_00205_22804_9874.N1	11-JUL-2006 04:55:26	Bright	35.500	60	7Bet UMi	2.0810	3950.0	71	22804	No
53	GOM_NL__2PRFIN20060711_045914_000000362049_00205_22804_9875.N1	11-JUL-2006 04:59:14	Bright	36.000	49	1Alp UMi	1.9900	6300.0	72	22804	No
54	GOM_NL__2PRFIN20060711_052635_000000372049_00205_22804_9876.N1	11-JUL-2006 05:26:35	Dark	37.000	7	19Bet Ori	0.10000	14000.	74	22804	No
55	GOM_NL__2PRFIN20060711_052921_000000462049_00205_22804_9877.N1	11-JUL-2006 05:29:21	Dark	45.500	165	34Gam Eri	2.9500	3200.0	91	22804	No
56	GOM_NL__2PRFIN20060711_053809_000000432049_00205_22804_9878.N1	11-JUL-2006 05:38:09	Dark	42.500	157	The1Eri	2.9060	9300.0	85	22804	No
57	GOM_NL__2PRFIN20060711_054420_000000532049_00206_22805_9861.N1	11-JUL-2006 05:44:20	Dark	52.500	9	Alp Eri	0.45300	24000.	105	22805	No
58	GOM_NL__2PRFIN20060711_054816_000000382049_00206_22805_9862.N1	11-JUL-2006 05:48:16	Dark	37.500	135	Bet Hyi	2.8200	5800.0	75	22805	No
59	GOM_NL__2PRFIN20060711_055154_000000292049_00206_22805_9863.N1	11-JUL-2006 05:51:54	Straylight	29.000	148	Alp Tuc	2.8780	4100.0	58	22805	No
60	GOM_NL__2PRFIN20060711_055557_000000402049_00206_22805_9864.N1	11-JUL-2006 05:55:57	Straylight	40.000	45	Alp Pav	1.9400	26000.	80	22805	No
61	GOM_NL__2PRFIN20060711_060224_000000422049_00206_22805_9865.N1	11-JUL-2006 06:02:24	Twilight	42.000	40	The Sco	1.8590	7100.0	84	22805	No
62	GOM_NL__2PRFIN20060711_060404_000000422049_00206_22805_9866.N1	11-JUL-2006 06:04:04	Bright	41.500	25	35Lam Sco	1.6200	28000.	83	22805	No
63	GOM_NL__2PRFIN20060711_060643_000000392049_00206_22805_9867.N1	11-JUL-2006 06:06:43	Bright	38.500	137	22Lam Sgr	2.8240	4400.0	77	22805	No
64	GOM_NL__2PRFIN20060711_061013_000000372049_00206_22805_9868.N1	11-JUL-2006 06:10:13	Bright	37.000	86	35Eta Oph	2.4300	10200.	74	22805	No
65	GOM_NL__2PRFIN20060711_061534_000000372049_00206_22805_9869.N1	11-JUL-2006 06:15:34	Bright	36.500	126	60Bet Oph	2.7700	4250.0	73	22805	No
66	GOM_NL__2PRFIN20060711_061751_000000372049_00206_22805_9870.N1	11-JUL-2006 06:17:51	Bright	36.500	59	55Alp Oph	2.0800	8900.0	73	22805	No
67	GOM_NL__2PRFIN20060711_062335_000000342049_00206_22805_9871.N1	11-JUL-2006 06:23:35	Bright	34.000	133	40Zet Her	2.8070	6000.0	68	22805	No
68	GOM_NL__2PRFIN20060711_062855_000000382049_00206_22805_9872.N1	11-JUL-2006 06:28:55	Bright	38.000	69	33Gam Dra	2.2310	3800.0	76	22805	No
69	GOM_NL__2PRFIN20060711_063152_000000352049_00206_22805_9873.N1	11-JUL-2006 06:31:52	Bright	35.000	119	14Eta Dra	2.7270	4700.0	70	22805	No
70	GOM_NL__2PRFIN20060711_063602_000000362049_00206_22805_9874.N1	11-JUL-2006 06:36:02	Bright	35.500	60	7Bet UMi	2.0810	3950.0	71	22805	No
71	GOM_NL__2PRFIN20060711_063950_000000362049_00206_22805_9875.N1	11-JUL-2006 06:39:50	Bright	35.500	49	1Alp UMi	1.9900	6300.0	71	22805	No
72	GOM_NL__2PRFIN20060711_070712_000000372049_00206_22805_9876.N1	11-JUL-2006 07:07:12	Dark	37.000	7	19Bet Ori	0.10000	14000.	74	22805	No
73	GOM_NL__2PRFIN20060711_070957_000000452049_00206_22805_9877.N1	11-JUL-2006 07:09:57	Dark	45.000	165	34Gam Eri	2.9500	3200.0	90	22805	No
74	GOM_NL__2PRFIN20060711_071845_000000422049_00206_22805_9878.N1	11-JUL-2006 07:18:45	Dark	41.500	157	The1Eri	2.9060	9300.0	83	22805	No
75	GOM_NL__2PRFIN20060711_072457_000000502049_00207_22806_9861.N1	11-JUL-2006 07:24:57	Dark	49.500	9	Alp Eri	0.45300	24000.	99	22806	No
76	GOM_NL__2PRFIN20060711_072853_000000352049_00207_22806_9862.N1	11-JUL-2006 07:28:53	Dark	35.000	135	Bet Hyi	2.8200	5800.0	70	22806	No
77	GOM_NL__2PRFIN20060711_073231_000000302049_00207_22806_9863.N1	11-JUL-2006 07:32:31	Straylight	30.000	148	Alp Tuc	2.8780	4100.0	60	22806	No
78	GOM_NL__2PRFIN20060711_073634_000000402049_00207_22806_9864.N1	11-JUL-2006 07:36:34	Straylight	40.000	45	Alp Pav	1.9400	26000.	80	22806	No
79	GOM_NL__2PRFIN20060711_074300_000000402049_00207_22806_9865.N1	11-JUL-2006 07:43:00	Twilight	40.000	40	The Sco	1.8590	7100.0	80	22806	No
80	GOM_NL__2PRFIN20060711_074440_000000392049_00207_22806_9866.N1	11-JUL-2006 07:44:40	Bright	38.500	25	35Lam Sco	1.6200	28000.	77	22806	No
81	GOM_NL__2PRFIN20060711_074719_000000402049_00207_22806_9867.N1	11-JUL-2006 07:47:19	Bright	39.500	137	22Lam Sgr	2.8240	4400.0	79	22806	No
82	GOM_NL__2PRFIN20060711_075049_000000372049_00207_22806_9868.N1	11-JUL-2006 07:50:49	Bright	36.500	86	35Eta Oph	2.4300	10200.	73	22806	No
83	GOM_NL__2PRFIN20060711_075610_000000352049_00207_22806_9869.N1	11-JUL-2006 07:56:10	Bright	35.000	126	60Bet Oph	2.7700	4250.0	70	22806	No
84	GOM_NL__2PRFIN20060711_075827_000000362049_00207_22806_9870.N1	11-JUL-2006 07:58:27	Bright	36.000	59	55Alp Oph	2.0800	8900.0	72	22806	No
85	GOM_NL__2PRFIN20060711_080411_000000362049_00207_22806_9871.N1	11-JUL-2006 08:04:11	Bright	35.500	133	40Zet Her	2.8070	6000.0	71	22806	No
86	GOM_NL__2PRFIN20060711_080931_000000402049_00207_22806_9872.N1	11-JUL-2006 08:09:31	Bright	39.500	69	33Gam Dra	2.2310	3800.0	79	22806	No
87	GOM_NL__2PRFIN20060711_081228_000000362049_00207_22806_9873.N1	11-JUL-2006 08:12:28	Bright	35.500	119	14Eta Dra	2.7270	4700.0	71	22806	No
88	GOM_NL__2PRFIN20060711_081638_000000362049_00207_22806_9874.N1	11-JUL-2006 08:16:38	Bright	36.000	60	7Bet UMi	2.0810	3950.0	72	22806	No
89	GOM_NL__2PRFIN20060711_082026_000000352049_00207_22806_9875.N1	11-JUL-2006 08:20:26	Bright	35.000	49	1Alp UMi	1.9900	6300.0	70	22806	No
90	GOM_NL__2PRFIN20060711_084748_000000382049_00207_22806_9876.N1	11-JUL-2006 08:47:48	Dark	38.000	7	19Bet Ori	0.10000	14000.	76	22806	No
91	GOM_NL__2PRFIN20060711_085034_000000452049_00207_22806_9877.N1	11-JUL-2006 08:50:34	Dark	45.000	165	34Gam Eri	2.9500	3200.0	90	22806	No
92	GOM_NL__2PRFIN20060711_085922_000000432049_00207_22806_9878.N1	11-JUL-2006 08:59:22	Dark	42.500	157	The1Eri	2.9060	9300.0	85	22806	No
93	GOM_NL__2PRFIN20060711_090533_000000512049_00208_22807_9861.N1	11-JUL-2006 09:05:33	Dark	51.000	9	Alp Eri	0.45300	24000.	102	22807	No
94	GOM_NL__2PRFIN20060711_090929_000000362049_00208_22807_9862.N1	11-JUL-2006 09:09:29	Dark	36.000	135	Bet Hyi	2.8200	5800.0	72	22807	No
95	GOM_NL__2PRFIN20060711_091307_000000302049_00208_22807_9863.N1	11-JUL-2006 09:13:07	Straylight	30.000	148	Alp Tuc	2.8780	4100.0	60	22807	No
96	GOM_NL__2PRFIN20060711_091710_000000412049_00208_22807_9864.N1	11-JUL-2006 09:17:10	Straylight	41.000	45	Alp Pav	1.9400	26000.	82	22807	No
97	GOM_NL__2PRFIN20060711_092336_000000432049_00208_22807_9865.N1	11-JUL-2006 09:23:36	Twilight	43.000	40	The Sco	1.8590	7100.0	86	22807	No
98	GOM_NL__2PRFIN20060711_092516_000000412049_00208_22807_9866.N1	11-JUL-2006 09:25:16	Bright	40.500	25	35Lam Sco	1.6200	28000.	81	22807	No
99	GOM_NL__2PRFIN20060711_092755_000000392049_00208_22807_9867.N1	11-JUL-2006 09:27:55	Bright	39.000	137	22Lam Sgr	2.8240	4400.0	78	22807	No
100	GOM_NL__2PRFIN20060711_093126_000000372049_00208_22807_9868.N1	11-JUL-2006 09:31:26	Bright	37.000	86	35Eta Oph	2.4300	10200.	74	22807	No
101	GOM_NL__2PRFIN20060711_093646_000000362049_00208_22807_9869.N1	11-JUL-2006 09:36:46	Bright	35.500	126	60Bet Oph	2.7700	4250.0	71	22807	No

102	GOM_NL__2PRFIN20060711_093903_000000352049_00208_22807_9870.N1	11-JUL-2006 09:39:03	Bright	34.500	59	55Alp Oph	2.0800	8900.0	69	22807	No
103	GOM_NL__2PRFIN20060711_094448_000000362049_00208_22807_9871.N1	11-JUL-2006 09:44:48	Bright	36.000	133	40Zet Her	2.8070	6000.0	72	22807	No
104	GOM_NL__2PRFIN20060711_095007_000000402049_00208_22807_9872.N1	11-JUL-2006 09:50:07	Bright	39.500	69	33Gam Dra	2.2310	3800.0	79	22807	No
105	GOM_NL__2PRFIN20060711_095304_000000362049_00208_22807_9873.N1	11-JUL-2006 09:53:04	Bright	35.500	119	14Eta Dra	2.7270	4700.0	71	22807	No
106	GOM_NL__2PRFIN20060711_095714_000000362049_00208_22807_9874.N1	11-JUL-2006 09:57:14	Bright	35.500	60	7Bet UMi	2.0810	3950.0	71	22807	No
107	GOM_NL__2PRFIN20060711_100102_000000372049_00208_22807_9875.N1	11-JUL-2006 10:01:02	Bright	36.500	49	1Alp UMi	1.9900	6300.0	73	22807	No
108	GOM_NL__2PRFIN20060711_102824_000000382049_00208_22807_9876.N1	11-JUL-2006 10:28:24	Dark	38.000	7	19Bet Ori	0.10000	14000.	76	22807	No
109	GOM_NL__2PRFIN20060711_103110_000000462049_00208_22807_9877.N1	11-JUL-2006 10:31:10	Dark	45.500	165	34Gam Eri	2.9500	3200.0	91	22807	No
110	GOM_NL__2PRFIN20060711_103958_000000412049_00208_22807_9878.N1	11-JUL-2006 10:39:58	Dark	41.000	157	The1Eri	2.9060	9300.0	82	22807	No
111	GOM_NL__2PRFIN20060711_104610_000000412049_00209_22808_9862.N1	11-JUL-2006 10:46:10	Dark	40.500	9	Alp Eri	0.45300	24000.	81	22808	No
112	GOM_NL__2PRFIN20060711_105005_000000362049_00209_22808_9863.N1	11-JUL-2006 10:50:05	Dark	35.500	135	Bet Hyi	2.8200	5800.0	71	22808	No
113	GOM_NL__2PRFIN20060711_105343_000000312049_00209_22808_9864.N1	11-JUL-2006 10:53:43	Straylight	31.000	148	Alp Tuc	2.8780	4100.0	62	22808	No
114	GOM_NL__2PRFIN20060711_105746_000000392049_00209_22808_9865.N1	11-JUL-2006 10:57:46	Straylight	39.000	45	Alp Pav	1.9400	26000.	78	22808	No
115	GOM_NL__2PRFIN20060711_110412_000000422049_00209_22808_9866.N1	11-JUL-2006 11:04:12	Tw_i_and_stray	41.500	40	The Sco	1.8590	7100.0	83	22808	No
116	GOM_NL__2PRFIN20060711_110552_000000412049_00209_22808_9867.N1	11-JUL-2006 11:05:52	Bright	40.500	25	35Lam Sco	1.6200	28000.	81	22808	No
117	GOM_NL__2PRFIN20060711_110831_000000492049_00209_22808_9868.N1	11-JUL-2006 11:08:31	Bright	48.500	137	22Lam Sgr	2.8240	4400.0	97	22808	No
118	GOM_NL__2PRFIN20060711_111202_000000372049_00209_22808_9869.N1	11-JUL-2006 11:12:02	Bright	36.500	86	35Eta Oph	2.4300	10200.	73	22808	No
119	GOM_NL__2PRFIN20060711_111722_000000362049_00209_22808_9870.N1	11-JUL-2006 11:17:22	Bright	36.000	126	60Bet Oph	2.7700	4250.0	72	22808	No
120	GOM_NL__2PRFIN20060711_111939_000000352049_00209_22808_9871.N1	11-JUL-2006 11:19:39	Bright	35.000	59	55Alp Oph	2.0800	8900.0	70	22808	No
121	GOM_NL__2PRFIN20060711_112523_000000362049_00209_22808_9872.N1	11-JUL-2006 11:25:23	Bright	36.000	133	40Zet Her	2.8070	6000.0	72	22808	No
122	GOM_NL__2PRFIN20060711_113042_000000392049_00209_22808_9873.N1	11-JUL-2006 11:30:42	Bright	39.000	69	33Gam Dra	2.2310	3800.0	78	22808	No
123	GOM_NL__2PRFIN20060711_113340_000000352049_00209_22808_9874.N1	11-JUL-2006 11:33:40	Bright	35.000	119	14Eta Dra	2.7270	4700.0	70	22808	No
124	GOM_NL__2PRFIN20060711_113750_000000362049_00209_22808_9875.N1	11-JUL-2006 11:37:50	Bright	36.000	60	7Bet UMi	2.0810	3950.0	72	22808	No
125	GOM_NL__2PRFIN20060711_114138_000000362049_00209_22808_9876.N1	11-JUL-2006 11:41:38	Bright	36.000	49	1Alp UMi	1.9900	6300.0	72	22808	No
126	GOM_NL__2PRFIN20060711_120900_000000422049_00209_22808_9877.N1	11-JUL-2006 12:09:00	Dark	41.500	7	19Bet Ori	0.10000	14000.	83	22808	No
127	GOM_NL__2PRFIN20060711_121146_000000472049_00209_22808_9878.N1	11-JUL-2006 12:11:46	Dark	47.000	165	34Gam Eri	2.9500	3200.0	94	22808	No
128	GOM_NL__2PRFIN20060711_122035_000000392049_00209_22808_9879.N1	11-JUL-2006 12:20:35	Dark	38.500	157	The1Eri	2.9060	9300.0	77	22808	No
129	GOM_NL__2PRFIN20060711_122646_000000432049_00210_22809_9862.N1	11-JUL-2006 12:26:46	Dark	42.500	9	Alp Eri	0.45300	24000.	85	22809	No
130	GOM_NL__2PRFIN20060711_123041_000000362049_00210_22809_9863.N1	11-JUL-2006 12:30:41	Dark	36.000	135	Bet Hyi	2.8200	5800.0	72	22809	No
131	GOM_NL__2PRFIN20060711_123420_000000312049_00210_22809_9864.N1	11-JUL-2006 12:34:20	Straylight	31.000	148	Alp Tuc	2.8780	4100.0	62	22809	No
132	GOM_NL__2PRFIN20060711_123822_000000392049_00210_22809_9865.N1	11-JUL-2006 12:38:22	Straylight	39.000	45	Alp Pav	1.9400	26000.	78	22809	No
133	GOM_NL__2PRFIN20060711_124448_000000382049_00210_22809_9866.N1	11-JUL-2006 12:44:48	Tw_i_and_stray	38.000	40	The Sco	1.8590	7100.0	76	22809	No
134	GOM_NL__2PRFIN20060711_124628_000000392049_00210_22809_9867.N1	11-JUL-2006 12:46:28	Bright	38.500	25	35Lam Sco	1.6200	28000.	77	22809	No
135	GOM_NL__2PRFIN20060711_124907_000000392049_00210_22809_9868.N1	11-JUL-2006 12:49:07	Bright	39.000	137	22Lam Sgr	2.8240	4400.0	78	22809	No
136	GOM_NL__2PRFIN20060711_125238_000000372049_00210_22809_9869.N1	11-JUL-2006 12:52:38	Bright	36.500	86	35Eta Oph	2.4300	10200.	73	22809	No
137	GOM_NL__2PRFIN20060711_125758_000000362049_00210_22809_9870.N1	11-JUL-2006 12:57:58	Bright	35.500	126	60Bet Oph	2.7700	4250.0	71	22809	No
138	GOM_NL__2PRFIN20060711_130015_000000352049_00210_22809_9871.N1	11-JUL-2006 13:00:15	Bright	35.000	59	55Alp Oph	2.0800	8900.0	70	22809	No
139	GOM_NL__2PRFIN20060711_130600_000000372049_00210_22809_9872.N1	11-JUL-2006 13:06:00	Bright	36.500	133	40Zet Her	2.8070	6000.0	73	22809	No
140	GOM_NL__2PRFIN20060711_131118_000000392049_00210_22809_9873.N1	11-JUL-2006 13:11:18	Bright	39.000	69	33Gam Dra	2.2310	3800.0	78	22809	No
141	GOM_NL__2PRFIN20060711_131416_000000382049_00210_22809_9874.N1	11-JUL-2006 13:14:16	Bright	37.500	119	14Eta Dra	2.7270	4700.0	75	22809	No
142	GOM_NL__2PRFIN20060711_131826_000000362049_00210_22809_9875.N1	11-JUL-2006 13:18:26	Bright	35.500	60	7Bet UMi	2.0810	3950.0	71	22809	No
143	GOM_NL__2PRFIN20060711_132214_000000352049_00210_22809_9876.N1	11-JUL-2006 13:22:14	Bright	35.000	49	1Alp UMi	1.9900	6300.0	70	22809	No
144	GOM_NL__2PRFIN20060711_134936_000000442049_00210_22809_9877.N1	11-JUL-2006 13:49:36	Dark	43.500	7	19Bet Ori	0.10000	14000.	87	22809	No
145	GOM_NL__2PRFIN20060711_135223_000000442049_00210_22809_9878.N1	11-JUL-2006 13:52:23	Dark	44.000	165	34Gam Eri	2.9500	3200.0	88	22809	No
146	GOM_NL__2PRFIN20060711_140111_000000412049_00210_22809_9879.N1	11-JUL-2006 14:01:11	Dark	40.500	157	The1Eri	2.9060	9300.0	81	22809	No
147	GOM_NL__2PRFIN20060711_140723_000000432049_00211_22810_9862.N1	11-JUL-2006 14:07:23	Dark	42.500	9	Alp Eri	0.45300	24000.	85	22810	No
148	GOM_NL__2PRFIN20060711_141117_000000372049_00211_22810_9863.N1	11-JUL-2006 14:11:17	Dark	36.500	135	Bet Hyi	2.8200	5800.0	73	22810	No
149	GOM_NL__2PRFIN20060711_141456_000000332049_00211_22810_9864.N1	11-JUL-2006 14:14:56	Straylight	33.000	148	Alp Tuc	2.8780	4100.0	66	22810	No
150	GOM_NL__2PRFIN20060711_141859_000000412049_00211_22810_9865.N1	11-JUL-2006 14:18:59	Straylight	40.500	45	Alp Pav	1.9400	26000.	81	22810	No
151	GOM_NL__2PRFIN20060711_142524_000000432049_00211_22810_9866.N1	11-JUL-2006 14:25:24	Tw_i_and_stray	43.000	40	The Sco	1.8590	7100.0	86	22810	No
152	GOM_NL__2PRFIN20060711_142704_000000412049_00211_22810_9867.N1	11-JUL-2006 14:27:04	Bright	40.500	25	35Lam Sco	1.6200	28000.	81	22810	No
153	GOM_NL__2PRFIN20060711_142943_000000382049_00211_22810_9868.N1	11-JUL-2006 14:29:43	Bright	38.000	137	22Lam Sgr	2.8240	4400.0	76	22810	No
154	GOM_NL__2PRFIN20060711_143314_000000382049_00211_22810_9869.N1	11-JUL-2006 14:33:14	Bright	37.500	86	35Eta Oph	2.4300	10200.	75	22810	No
155	GOM_NL__2PRFIN20060711_143834_000000362049_00211_22810_9870.N1	11-JUL-2006 14:38:34	Bright	35.500	126	60Bet Oph	2.7700	4250.0	71	22810	No
156	GOM_NL__2PRFIN20060711_144051_000000352049_00211_22810_9871.N1	11-JUL-2006 14:40:51	Bright	34.500	59	55Alp Oph	2.0800	8900.0	69	22810	No
157	GOM_NL__2PRFIN20060711_144636_000000372049_00211_22810_9872.N1	11-JUL-2006 14:46:36	Bright	37.000	133	40Zet Her	2.8070	6000.0	74	22810	No
158	GOM_NL__2PRFIN20060711_145154_000000382049_00211_22810_9873.N1	11-JUL-2006 14:51:54	Bright	37.500	69	33Gam Dra	2.2310	3800.0	75	22810	No
159	GOM_NL__2PRFIN20060711_145452_000000372049_00211_22810_9874.N1	11-JUL-2006 14:54:52	Bright	36.500	119	14Eta Dra	2.7270	4700.0	73	22810	No
160	GOM_NL__2PRFIN20060711_145903_000000352049_00211_22810_9875.N1	11-JUL-2006 14:59:03	Bright	34.500	60	7Bet UMi	2.0810	3950.0	69	22810	No

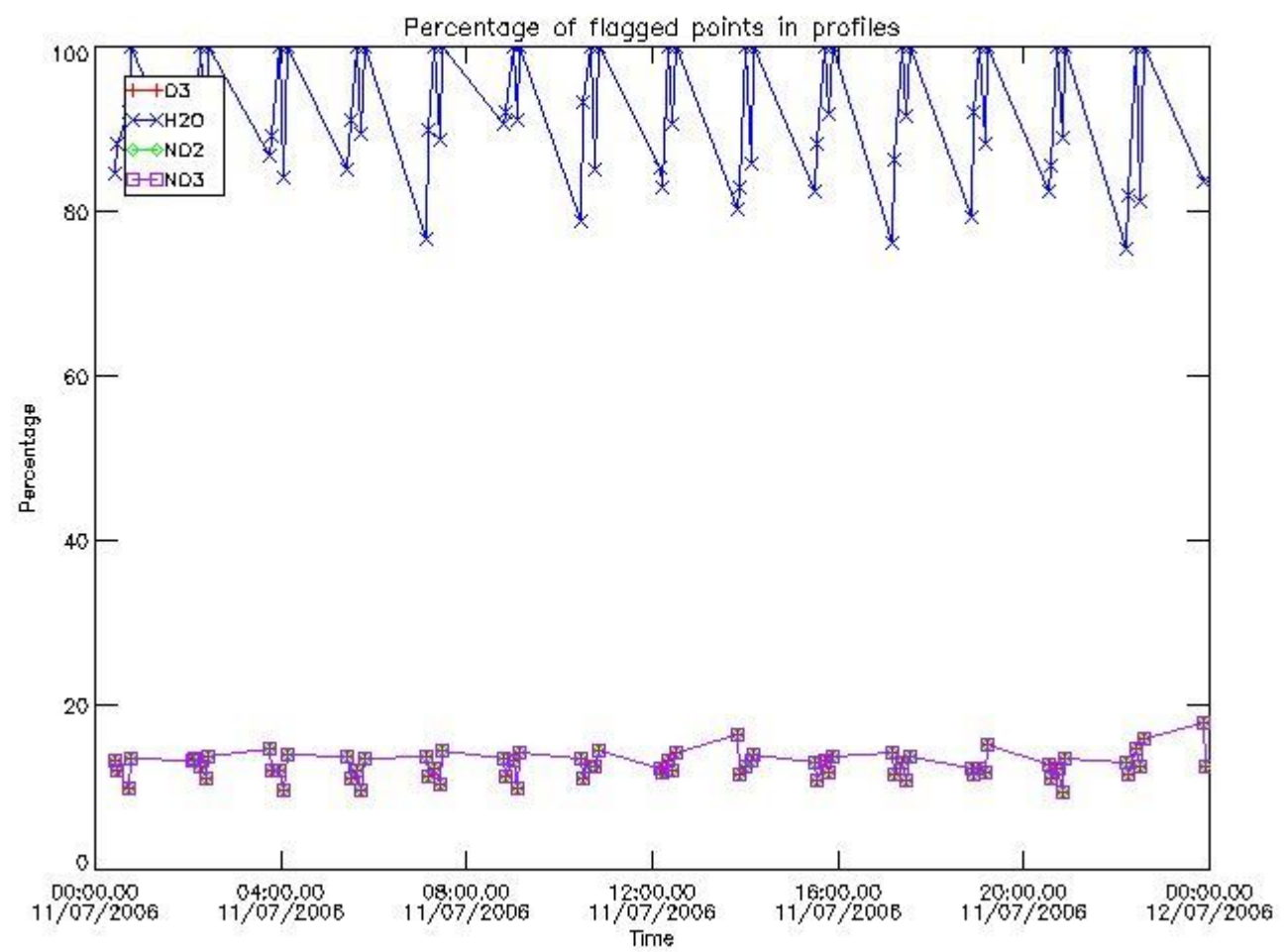
161	GOM_NL__2PRFIN20060711_150250_000000362049_00211_22810_9876.N1	11-JUL-2006 15:02:50	Bright	35.500	49	1Alp UMi	1.9900	6300.0	71	22810	No
162	GOM_NL__2PRFIN20060711_153012_000000432049_00211_22810_9877.N1	11-JUL-2006 15:30:12	Dark	43.000	7	19Bet Ori	0.10000	14000.	86	22810	No
163	GOM_NL__2PRFIN20060711_153259_000000482049_00211_22810_9878.N1	11-JUL-2006 15:32:59	Dark	47.500	165	34Gam Eri	2.9500	3200.0	95	22810	No
164	GOM_NL__2PRFIN20060711_154148_000000392049_00211_22810_9879.N1	11-JUL-2006 15:41:48	Dark	38.500	157	The1Eri	2.9060	9300.0	77	22810	No
165	GOM_NL__2PRFIN20060711_154759_000000432049_00212_22811_9882.N1	11-JUL-2006 15:47:59	Dark	43.000	9	Alp Eri	0.45300	24000.	86	22811	No
166	GOM_NL__2PRFIN20060711_155153_000000372049_00212_22811_9883.N1	11-JUL-2006 15:51:53	Dark	37.000	135	Bet Hyi	2.8200	5800.0	74	22811	No
167	GOM_NL__2PRFIN20060711_155533_000000332049_00212_22811_9884.N1	11-JUL-2006 15:55:33	Straylight	33.000	148	Alp Tuc	2.8780	4100.0	66	22811	No
168	GOM_NL__2PRFIN20060711_155935_000000402049_00212_22811_9885.N1	11-JUL-2006 15:59:35	Straylight	40.000	45	Alp Pav	1.9400	26000.	80	22811	No
169	GOM_NL__2PRFIN20060711_160600_000000372049_00212_22811_9886.N1	11-JUL-2006 16:06:00	Twi_and_stray	37.000	40	The Sco	1.8590	7100.0	74	22811	No
170	GOM_NL__2PRFIN20060711_160740_000000422049_00212_22811_9887.N1	11-JUL-2006 16:07:40	Bright	42.000	25	35Lam Sco	1.6200	28000.	84	22811	No
171	GOM_NL__2PRFIN20060711_161019_000000402049_00212_22811_9888.N1	11-JUL-2006 16:10:19	Bright	39.500	137	22Lam Sgr	2.8240	4400.0	79	22811	No
172	GOM_NL__2PRFIN20060711_161350_000000362049_00212_22811_9889.N1	11-JUL-2006 16:13:50	Bright	36.000	86	35Eta Oph	2.4300	10200.	72	22811	No
173	GOM_NL__2PRFIN20060711_161910_000000352049_00212_22811_9890.N1	11-JUL-2006 16:19:10	Bright	35.000	126	60Bet Oph	2.7700	4250.0	70	22811	No
174	GOM_NL__2PRFIN20060711_162127_000000372049_00212_22811_9891.N1	11-JUL-2006 16:21:27	Bright	36.500	59	55Alp Oph	2.0800	8900.0	73	22811	No
175	GOM_NL__2PRFIN20060711_162712_000000382049_00212_22811_9892.N1	11-JUL-2006 16:27:12	Bright	37.500	133	40Zet Her	2.8070	6000.0	75	22811	No
176	GOM_NL__2PRFIN20060711_163230_000000372049_00212_22811_9893.N1	11-JUL-2006 16:32:30	Bright	37.000	69	33Gam Dra	2.2310	3800.0	74	22811	No
177	GOM_NL__2PRFIN20060711_163528_000000372049_00212_22811_9894.N1	11-JUL-2006 16:35:28	Bright	37.000	119	14Eta Dra	2.7270	4700.0	74	22811	No
178	GOM_NL__2PRFIN20060711_163939_000000322049_00212_22811_9895.N1	11-JUL-2006 16:39:39	Bright	32.000	60	7Bet UMi	2.0810	3950.0	64	22811	No
179	GOM_NL__2PRFIN20060711_164326_000000362049_00212_22811_9896.N1	11-JUL-2006 16:43:26	Bright	35.500	49	1Alp UMi	1.9900	6300.0	71	22811	No
180	GOM_NL__2PRFIN20060711_171048_000000362049_00212_22811_9897.N1	11-JUL-2006 17:10:48	Dark	36.000	7	19Bet Ori	0.10000	14000.	72	22811	No
181	GOM_NL__2PRFIN20060711_171336_000000442049_00212_22811_9898.N1	11-JUL-2006 17:13:36	Dark	44.000	165	34Gam Eri	2.9500	3200.0	88	22811	No
182	GOM_NL__2PRFIN20060711_172224_000000402049_00212_22811_9899.N1	11-JUL-2006 17:22:24	Dark	39.500	157	The1Eri	2.9060	9300.0	79	22811	No
183	GOM_NL__2PRFIN20060711_172836_000000482049_00213_22812_9883.N1	11-JUL-2006 17:28:36	Dark	47.500	9	Alp Eri	0.45300	24000.	95	22812	No
184	GOM_NL__2PRFIN20060711_173230_000000372049_00213_22812_9884.N1	11-JUL-2006 17:32:30	Dark	37.000	135	Bet Hyi	2.8200	5800.0	74	22812	No
185	GOM_NL__2PRFIN20060711_173609_000000342049_00213_22812_9885.N1	11-JUL-2006 17:36:09	Straylight	34.000	148	Alp Tuc	2.8780	4100.0	68	22812	No
186	GOM_NL__2PRFIN20060711_174012_000000402049_00213_22812_9886.N1	11-JUL-2006 17:40:12	Straylight	40.000	45	Alp Pav	1.9400	26000.	80	22812	No
187	GOM_NL__2PRFIN20060711_174637_000000432049_00213_22812_9887.N1	11-JUL-2006 17:46:37	Twi_and_stray	42.500	40	The Sco	1.8590	7100.0	85	22812	No
188	GOM_NL__2PRFIN20060711_174816_000000372049_00213_22812_9888.N1	11-JUL-2006 17:48:16	Bright	37.000	25	35Lam Sco	1.6200	28000.	74	22812	No
189	GOM_NL__2PRFIN20060711_175055_000000482049_00213_22812_9889.N1	11-JUL-2006 17:50:55	Bright	48.000	137	22Lam Sgr	2.8240	4400.0	96	22812	No
190	GOM_NL__2PRFIN20060711_175426_000000372049_00213_22812_9890.N1	11-JUL-2006 17:54:26	Bright	36.500	86	35Eta Oph	2.4300	10200.	73	22812	No
191	GOM_NL__2PRFIN20060711_175946_000000352049_00213_22812_9891.N1	11-JUL-2006 17:59:46	Bright	35.000	126	60Bet Oph	2.7700	4250.0	70	22812	No
192	GOM_NL__2PRFIN20060711_180203_000000372049_00213_22812_9892.N1	11-JUL-2006 18:02:03	Bright	37.000	59	55Alp Oph	2.0800	8900.0	74	22812	No
193	GOM_NL__2PRFIN20060711_180748_000000342049_00213_22812_9893.N1	11-JUL-2006 18:07:48	Bright	34.000	133	40Zet Her	2.8070	6000.0	68	22812	No
194	GOM_NL__2PRFIN20060711_181306_000000372049_00213_22812_9894.N1	11-JUL-2006 18:13:06	Bright	37.000	69	33Gam Dra	2.2310	3800.0	74	22812	No
195	GOM_NL__2PRFIN20060711_181604_000000372049_00213_22812_9895.N1	11-JUL-2006 18:16:04	Bright	36.500	119	14Eta Dra	2.7270	4700.0	73	22812	No
196	GOM_NL__2PRFIN20060711_182015_000000332049_00213_22812_9896.N1	11-JUL-2006 18:20:15	Bright	32.500	60	7Bet UMi	2.0810	3950.0	65	22812	No
197	GOM_NL__2PRFIN20060711_182402_000000362049_00213_22812_9897.N1	11-JUL-2006 18:24:02	Bright	36.000	49	1Alp UMi	1.9900	6300.0	72	22812	No
198	GOM_NL__2PRFIN20060711_185124_000000422049_00213_22812_9898.N1	11-JUL-2006 18:51:24	Dark	41.500	7	19Bet Ori	0.10000	14000.	83	22812	No
199	GOM_NL__2PRFIN20060711_185412_000000452049_00213_22812_9899.N1	11-JUL-2006 18:54:12	Dark	44.500	165	34Gam Eri	2.9500	3200.0	89	22812	No
200	GOM_NL__2PRFIN20060711_190301_000000422049_00213_22812_9900.N1	11-JUL-2006 19:03:01	Dark	41.500	157	The1Eri	2.9060	9300.0	83	22812	No
201	GOM_NL__2PRFIN20060711_190912_000000432049_00214_22813_9883.N1	11-JUL-2006 19:09:12	Dark	43.000	9	Alp Eri	0.45300	24000.	86	22813	No
202	GOM_NL__2PRFIN20060711_191306_000000372049_00214_22813_9884.N1	11-JUL-2006 19:13:06	Dark	37.000	135	Bet Hyi	2.8200	5800.0	74	22813	No
203	GOM_NL__2PRFIN20060711_191646_000000342049_00214_22813_9885.N1	11-JUL-2006 19:16:46	Straylight	34.000	148	Alp Tuc	2.8780	4100.0	68	22813	No
204	GOM_NL__2PRFIN20060711_192048_000000462049_00214_22813_9886.N1	11-JUL-2006 19:20:48	Straylight	46.000	45	Alp Pav	1.9400	26000.	92	22813	No
205	GOM_NL__2PRFIN20060711_192713_000000432049_00214_22813_9887.N1	11-JUL-2006 19:27:13	Twi_and_stray	42.500	40	The Sco	1.8590	7100.0	85	22813	No
206	GOM_NL__2PRFIN20060711_192853_000000412049_00214_22813_9888.N1	11-JUL-2006 19:28:53	Bright	41.000	25	35Lam Sco	1.6200	28000.	82	22813	No
207	GOM_NL__2PRFIN20060711_193131_000000392049_00214_22813_9889.N1	11-JUL-2006 19:31:31	Bright	38.500	137	22Lam Sgr	2.8240	4400.0	77	22813	No
208	GOM_NL__2PRFIN20060711_193502_000000362049_00214_22813_9890.N1	11-JUL-2006 19:35:02	Bright	36.000	86	35Eta Oph	2.4300	10200.	72	22813	No
209	GOM_NL__2PRFIN20060711_194022_000000362049_00214_22813_9891.N1	11-JUL-2006 19:40:22	Bright	35.500	126	60Bet Oph	2.7700	4250.0	71	22813	No
210	GOM_NL__2PRFIN20060711_194239_000000352049_00214_22813_9892.N1	11-JUL-2006 19:42:39	Bright	35.000	59	55Alp Oph	2.0800	8900.0	70	22813	No
211	GOM_NL__2PRFIN20060711_194824_000000362049_00214_22813_9893.N1	11-JUL-2006 19:48:24	Bright	36.000	133	40Zet Her	2.8070	6000.0	72	22813	No
212	GOM_NL__2PRFIN20060711_195342_000000382049_00214_22813_9894.N1	11-JUL-2006 19:53:42	Bright	37.500	69	33Gam Dra	2.2310	3800.0	75	22813	No
213	GOM_NL__2PRFIN20060711_195640_000000372049_00214_22813_9895.N1	11-JUL-2006 19:56:40	Bright	37.000	119	14Eta Dra	2.7270	4700.0	74	22813	No
214	GOM_NL__2PRFIN20060711_200051_000000522049_00214_22813_9896.N1	11-JUL-2006 20:00:51	Bright	52.000	60	7Bet UMi	2.0810	3950.0	104	22813	No
215	GOM_NL__2PRFIN20060711_200438_000000362049_00214_22813_9897.N1	11-JUL-2006 20:04:38	Bright	35.500	49	1Alp UMi	1.9900	6300.0	71	22813	No
216	GOM_NL__2PRFIN20060711_203200_000000402049_00214_22813_9898.N1	11-JUL-2006 20:32:00	Dark	40.000	7	19Bet Ori	0.10000	14000.	80	22813	No
217	GOM_NL__2PRFIN20060711_203448_000000462049_00214_22813_9899.N1	11-JUL-2006 20:34:48	Dark	45.500	165	34Gam Eri	2.9500	3200.0	91	22813	No
218	GOM_NL__2PRFIN20060711_204337_000000422049_00214_22813_9900.N1	11-JUL-2006 20:43:37	Dark	41.500	157	The1Eri	2.9060	9300.0	83	22813	No
219	GOM_NL__2PRFIN20060711_204949_000000552049_00215_22814_9886.N1	11-JUL-2006 20:49:49	Dark	54.500	9	Alp Eri	0.45300	24000.	109	22814	No

220	GOM_NL__2PRFIN20060711_205342_000000382049_00215_22814_9887.N1	11-JUL-2006 20:53:42	Dark	37.500	135	Bet Hyi	2.8200	5800.0	75	22814	No
221	GOM_NL__2PRFIN20060711_205722_000000352049_00215_22814_9888.N1	11-JUL-2006 20:57:22	Straylight	35.000	148	Alp Tuc	2.8780	4100.0	70	22814	No
222	GOM_NL__2PRFIN20060711_210124_000000372049_00215_22814_9889.N1	11-JUL-2006 21:01:24	Straylight	36.500	45	Alp Pav	1.9400	26000.	73	22814	No
223	GOM_NL__2PRFIN20060711_210749_000000412049_00215_22814_9890.N1	11-JUL-2006 21:07:49	Tw_i_and_stray	40.500	40	The Sco	1.8590	7100.0	81	22814	No
224	GOM_NL__2PRFIN20060711_210929_000000412049_00215_22814_9891.N1	11-JUL-2006 21:09:29	Bright	41.000	25	35Lam Sco	1.6200	28000.	82	22814	No
225	GOM_NL__2PRFIN20060711_211208_000000392049_00215_22814_9892.N1	11-JUL-2006 21:12:08	Bright	39.000	137	22Lam Sgr	2.8240	4400.0	78	22814	No
226	GOM_NL__2PRFIN20060711_211538_000000362049_00215_22814_9893.N1	11-JUL-2006 21:15:38	Bright	36.000	86	35Eta Oph	2.4300	10200.	72	22814	No
227	GOM_NL__2PRFIN20060711_212058_000000362049_00215_22814_9894.N1	11-JUL-2006 21:20:58	Bright	35.500	126	60Bet Oph	2.7700	4250.0	71	22814	No
228	GOM_NL__2PRFIN20060711_212315_000000362049_00215_22814_9895.N1	11-JUL-2006 21:23:15	Bright	36.000	59	55Alp Oph	2.0800	8900.0	72	22814	No
229	GOM_NL__2PRFIN20060711_212900_000000362049_00215_22814_9896.N1	11-JUL-2006 21:29:00	Bright	35.500	133	40Zet Her	2.8070	6000.0	71	22814	No
230	GOM_NL__2PRFIN20060711_213417_000000372049_00215_22814_9897.N1	11-JUL-2006 21:34:17	Bright	37.000	69	33Gam Dra	2.2310	3800.0	74	22814	No
231	GOM_NL__2PRFIN20060711_213716_000000372049_00215_22814_9898.N1	11-JUL-2006 21:37:16	Bright	36.500	119	14Eta Dra	2.7270	4700.0	73	22814	No
232	GOM_NL__2PRFIN20060711_214127_000000352049_00215_22814_9899.N1	11-JUL-2006 21:41:27	Bright	34.500	60	7Bet UMi	2.0810	3950.0	69	22814	No
233	GOM_NL__2PRFIN20060711_214514_000000362049_00215_22814_9900.N1	11-JUL-2006 21:45:14	Bright	35.500	49	1Alp UMi	1.9900	6300.0	71	22814	No
234	GOM_NL__2PRFIN20060711_221236_000000392049_00215_22814_9901.N1	11-JUL-2006 22:12:36	Dark	38.500	7	19Bet Ori	0.10000	14000.	77	22814	No
235	GOM_NL__2PRFIN20060711_221525_000000452049_00215_22814_9902.N1	11-JUL-2006 22:15:25	Dark	44.500	165	34Gam Eri	2.9500	3200.0	89	22814	No
236	GOM_NL__2PRFIN20060711_222414_000000422049_00215_22814_9903.N1	11-JUL-2006 22:24:14	Dark	41.500	157	The1Eri	2.9060	9300.0	83	22814	No
237	GOM_NL__2PRFIN20060711_223025_000000412049_00216_22815_9886.N1	11-JUL-2006 22:30:25	Dark	40.500	9	Alp Eri	0.45300	24000.	81	22815	No
238	GOM_NL__2PRFIN20060711_223418_000000362049_00216_22815_9887.N1	11-JUL-2006 22:34:18	Dark	35.500	135	Bet Hyi	2.8200	5800.0	71	22815	No
239	GOM_NL__2PRFIN20060711_223759_000000352049_00216_22815_9888.N1	11-JUL-2006 22:37:59	Straylight	35.000	148	Alp Tuc	2.8780	4100.0	70	22815	No
240	GOM_NL__2PRFIN20060711_224200_000000402049_00216_22815_9889.N1	11-JUL-2006 22:42:00	Straylight	40.000	45	Alp Pav	1.9400	26000.	80	22815	No
241	GOM_NL__2PRFIN20060711_224825_000000422049_00216_22815_9890.N1	11-JUL-2006 22:48:25	Tw_i_and_stray	41.500	40	The Sco	1.8590	7100.0	83	22815	No
242	GOM_NL__2PRFIN20060711_225005_000000402049_00216_22815_9891.N1	11-JUL-2006 22:50:05	Bright	40.000	25	35Lam Sco	1.6200	28000.	80	22815	No
243	GOM_NL__2PRFIN20060711_225244_000000402049_00216_22815_9892.N1	11-JUL-2006 22:52:44	Bright	39.500	137	22Lam Sgr	2.8240	4400.0	79	22815	No
244	GOM_NL__2PRFIN20060711_225614_000000372049_00216_22815_9893.N1	11-JUL-2006 22:56:14	Bright	36.500	86	35Eta Oph	2.4300	10200.	73	22815	No
245	GOM_NL__2PRFIN20060711_230134_000000362049_00216_22815_9894.N1	11-JUL-2006 23:01:34	Bright	35.500	126	60Bet Oph	2.7700	4250.0	71	22815	No
246	GOM_NL__2PRFIN20060711_230351_000000352049_00216_22815_9895.N1	11-JUL-2006 23:03:51	Bright	35.000	59	55Alp Oph	2.0800	8900.0	70	22815	No
247	GOM_NL__2PRFIN20060711_230937_000000372049_00216_22815_9896.N1	11-JUL-2006 23:09:37	Bright	37.000	133	40Zet Her	2.8070	6000.0	74	22815	No
248	GOM_NL__2PRFIN20060711_231453_000000392049_00216_22815_9897.N1	11-JUL-2006 23:14:53	Bright	38.500	69	33Gam Dra	2.2310	3800.0	77	22815	No
249	GOM_NL__2PRFIN20060711_231752_000000322049_00216_22815_9898.N1	11-JUL-2006 23:17:52	Bright	32.000	119	14Eta Dra	2.7270	4700.0	64	22815	No
250	GOM_NL__2PRFIN20060711_232203_000000522049_00216_22815_9899.N1	11-JUL-2006 23:22:03	Bright	52.000	60	7Bet UMi	2.0810	3950.0	104	22815	No
251	GOM_NL__2PRFIN20060711_232550_000000352049_00216_22815_9900.N1	11-JUL-2006 23:25:50	Bright	34.500	49	1Alp UMi	1.9900	6300.0	69	22815	No
252	GOM_NL__2PRFIN20060711_235312_000000372049_00216_22815_9901.N1	11-JUL-2006 23:53:12	Dark	37.000	7	19Bet Ori	0.10000	14000.	74	22815	No
253	GOM_NL__2PRFIN20060711_235601_000000412049_00216_22815_9902.N1	11-JUL-2006 23:56:01	Dark	40.500	165	34Gam Eri	2.9500	3200.0	81	22815	No

3. Quality information per product

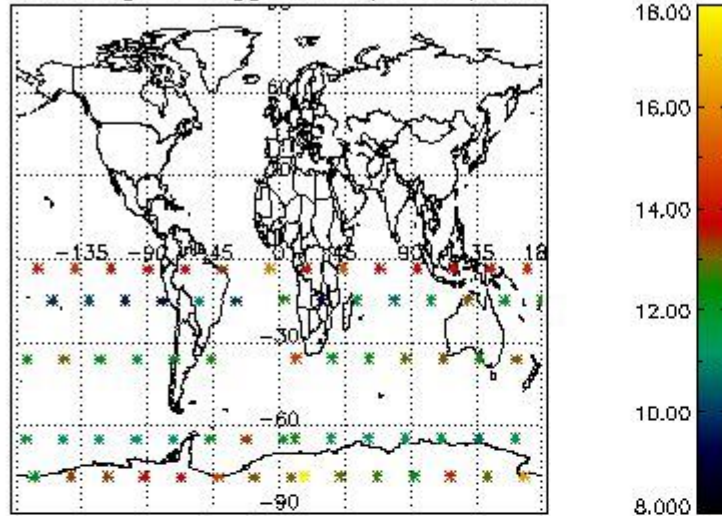
In this section it is plotted some information contained in the Quality Summary data set of the level 2 products. Only products in dark limb conditions and without errors (error flag in the MPH set to "0") are used.

3.1 Plot quality information per product (time dependant)

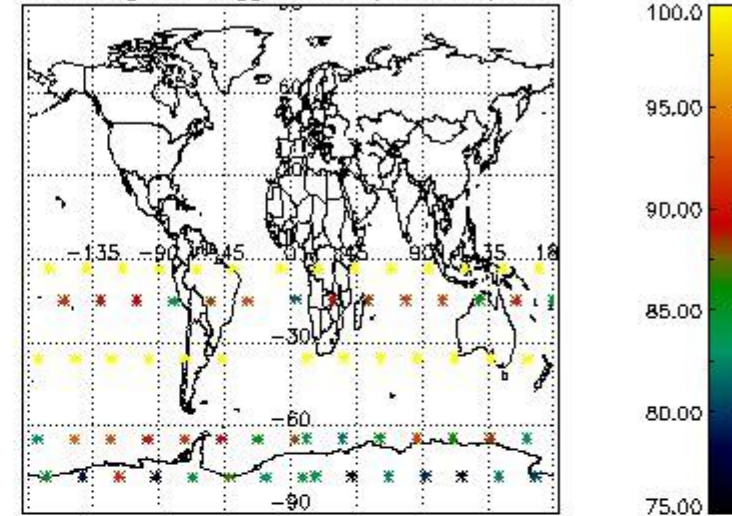


3.2 Plot quality information per product (world map)

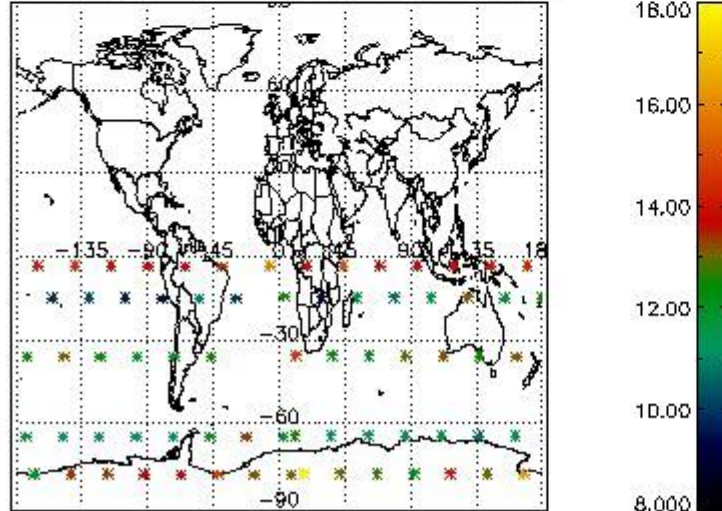
Percentage of flagged data per O3 profile



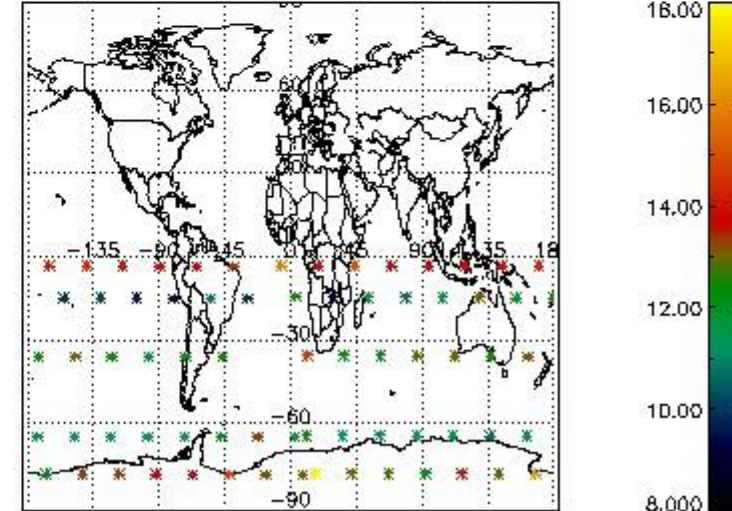
Percentage of flagged data per H2O profile



Percentage of flagged data per NO2 profile



Percentage of flagged data per NO3 profile

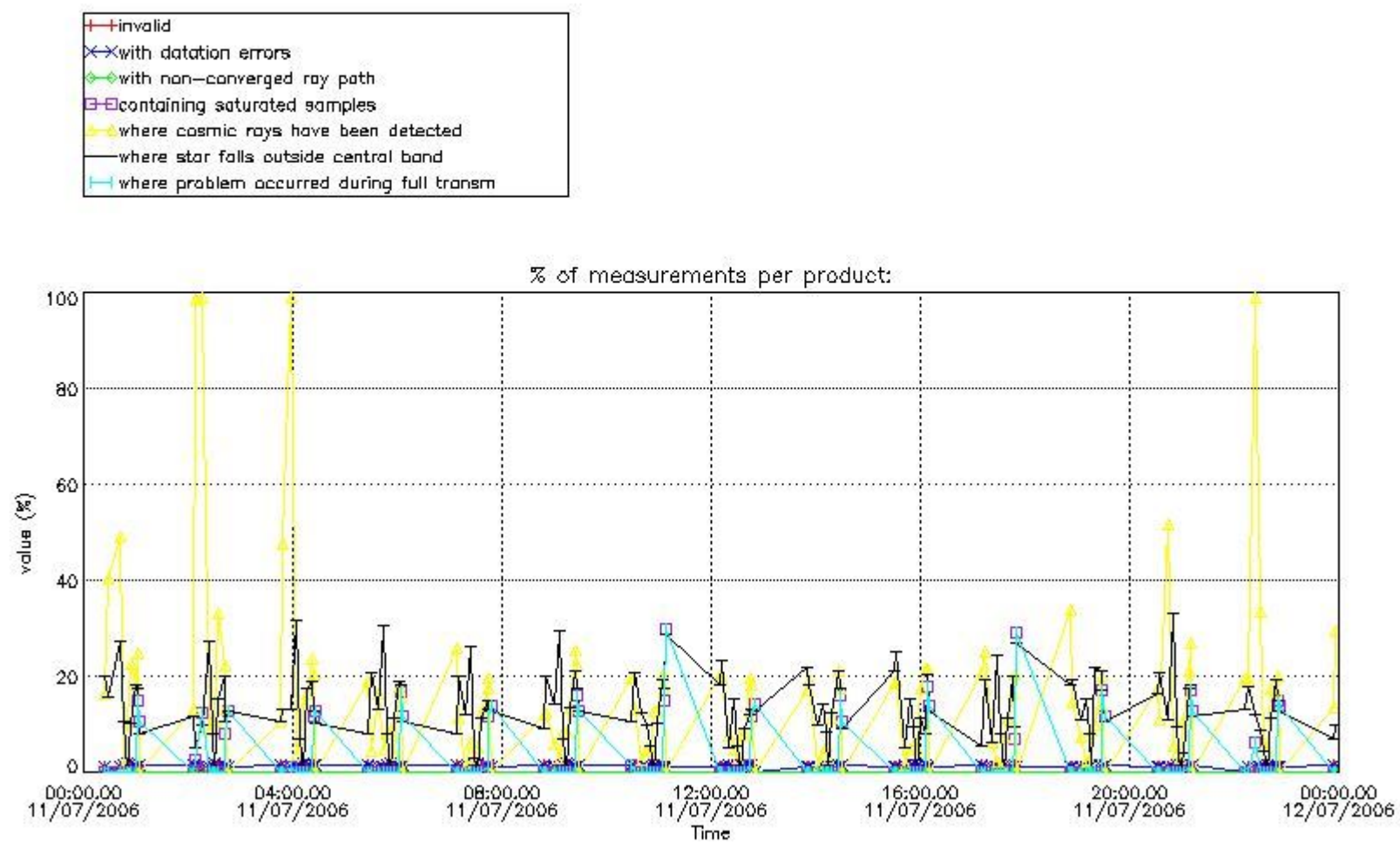


4. Level 1 quality information per product

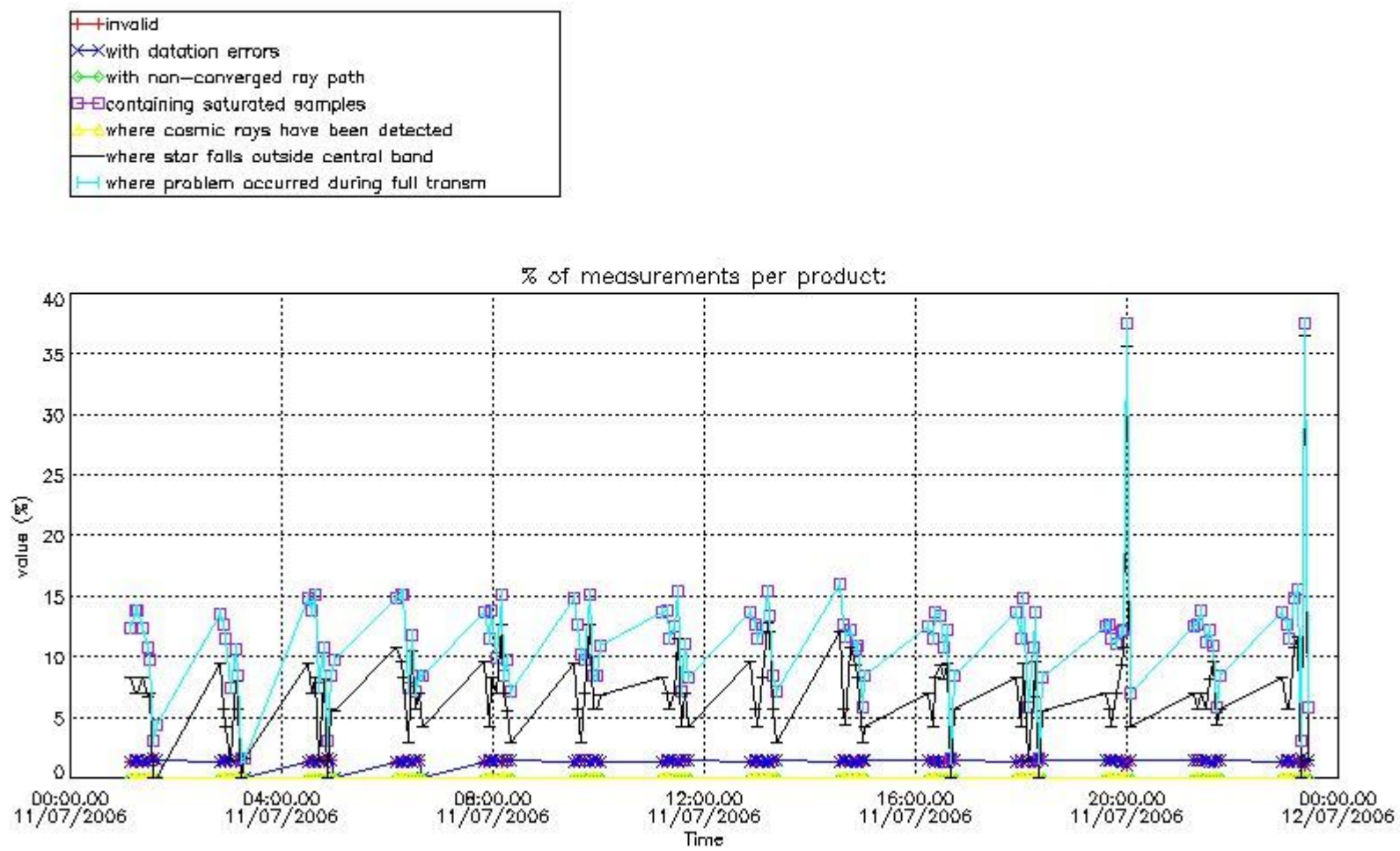
In this section it is plotted some information contained in the Quality Summary data set of the level 2 products that comes from the level 1b processing. Products without errors (error flag in the MPH set to "0") are used.

4.1 Plot quality information per product (time dependant) coming from level 1b processing

4.1.1 Plot level 1 quality information per product (time dependant): ENVISAT ASCENDING passes



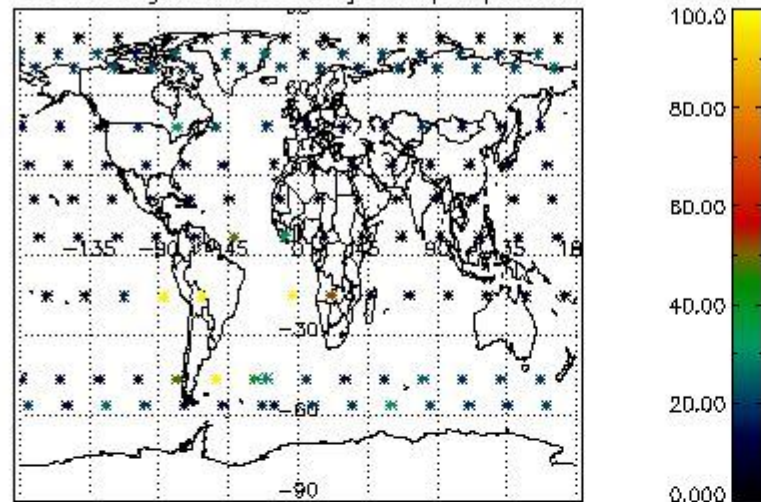
4.1.2 Plot level 1 quality information per product (time dependant): ENVISAT DESCENDING passes



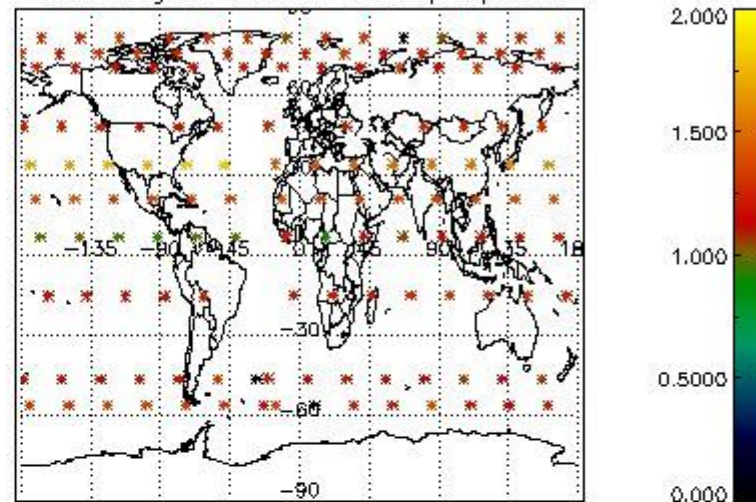
4.2 Plot quality information per product coming from level 1b processing (world map)

4.2.1 Plot level 1 quality information per product (world map): ENVISAT ASCENDING passes

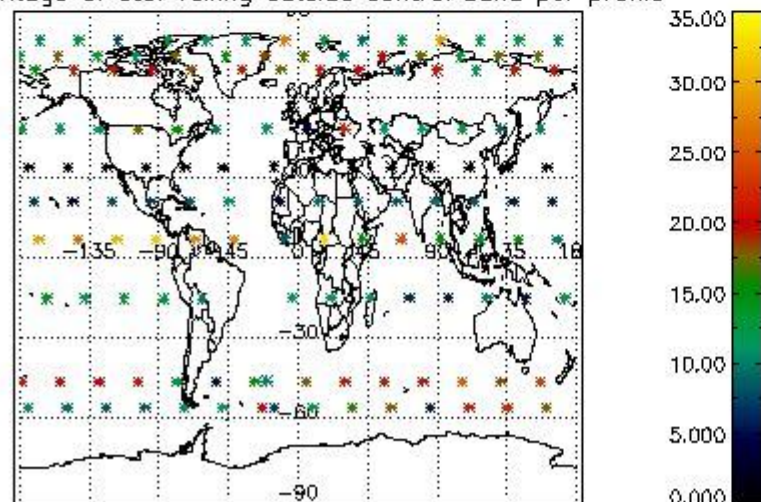
Percentage of cosmic ray hits per profile



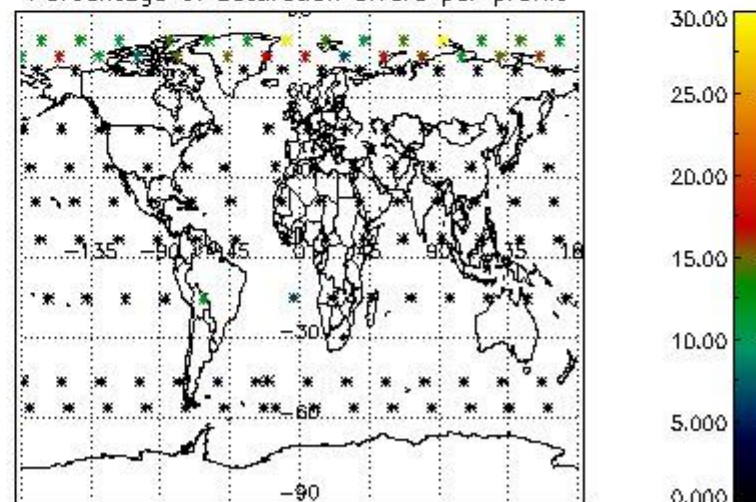
Percentage of datation errors per profile



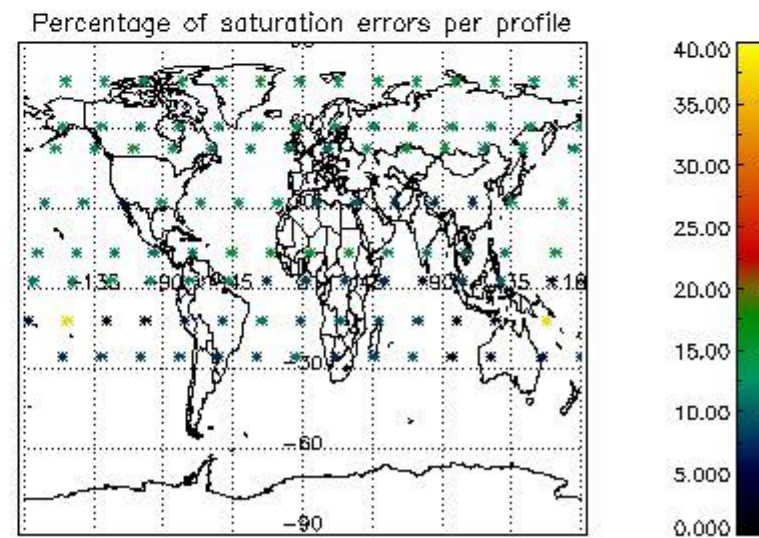
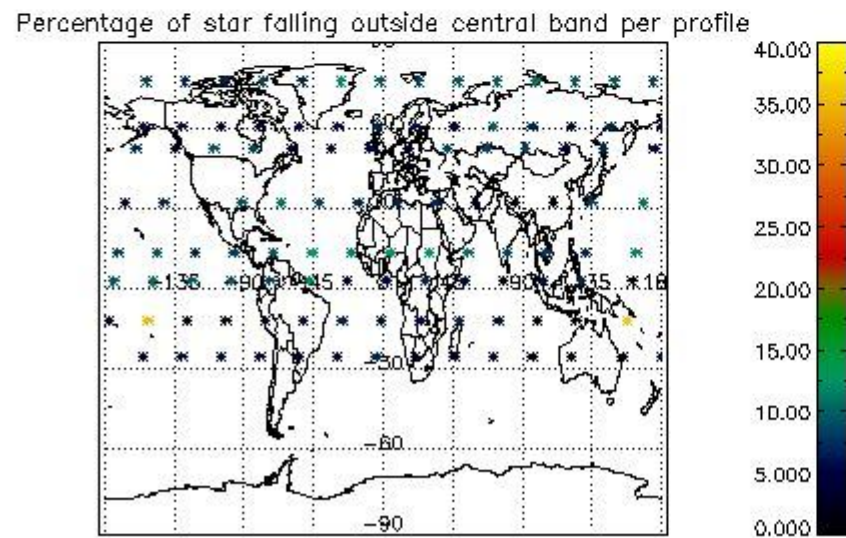
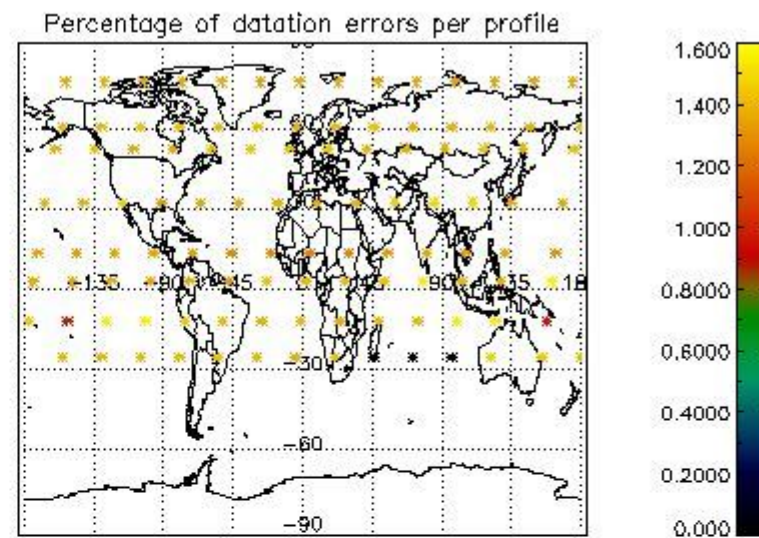
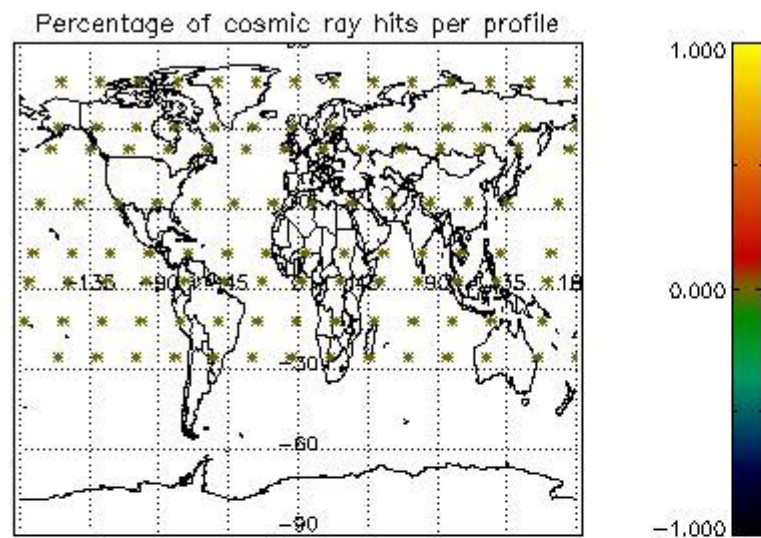
Percentage of star falling outside central band per profile



Percentage of saturation errors per profile



4.2.2 Plot level 1 quality information per product (world map): ENVISAT DESCENDING passes



5. Trace gas profiles

5.1 Ozone statistics based on quality of products

The final quality of the products can be "measured" using the STD (Standard Deviation) attached to every point profile. This information is written to the parameter GOM_NL__2P/NL_LOCAL_SPECIES_DENSITY/o3_std of the level 2 products. The table below shows the statistics for given STD ranges.

The statistics are given with respect to the overall valid production:

- Products without fatal errors: GOM_NL__2P/MPH/PRODUCT_ERR=0
- Valid point profile: GOM_NL__2P/NL_LOCAL_SPECIES_DENSITY/pcd(0)=0

The 'Criteria' is applied to valid points of dark limb products:

- Products in dark limb illumination condition: GOM_NL__2P/NL_SUMMARY_QUALITY/obs_ill_cond=0
- Products without fatal errors: GOM_NL__2P/MPH/PRODUCT_ERR=0
- Valid point profile: GOM_NL__2P/NL_LOCAL_SPECIES_DENSITY/pcd(0)=0

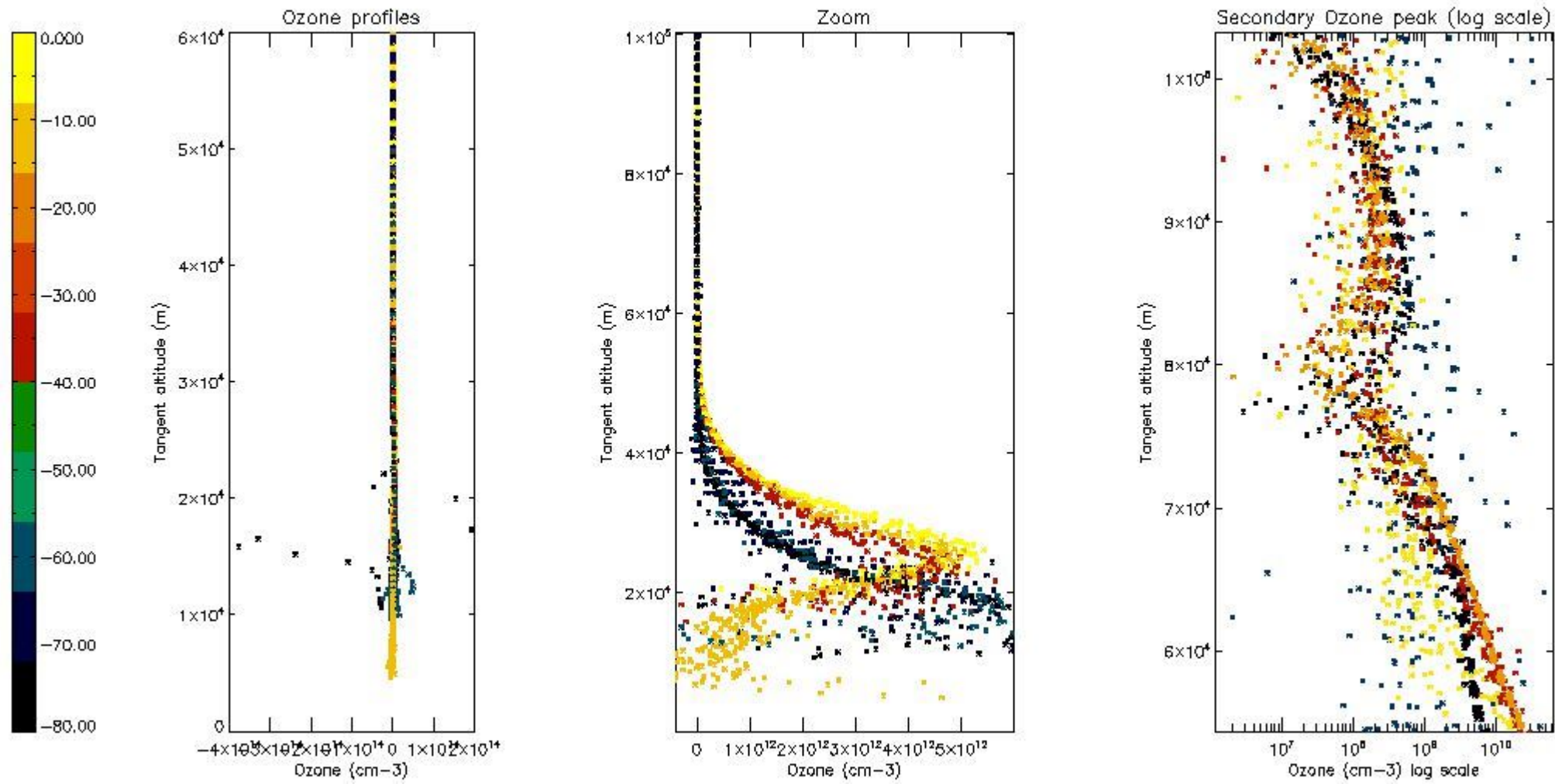
So, the table below shows the percentage of dark limb and valid observations for each criteria with respect to the overall valid daily observations.

Criteria	% of total production
All STD	31
STD < 20	16

STD < 10	12
STD < 5	8

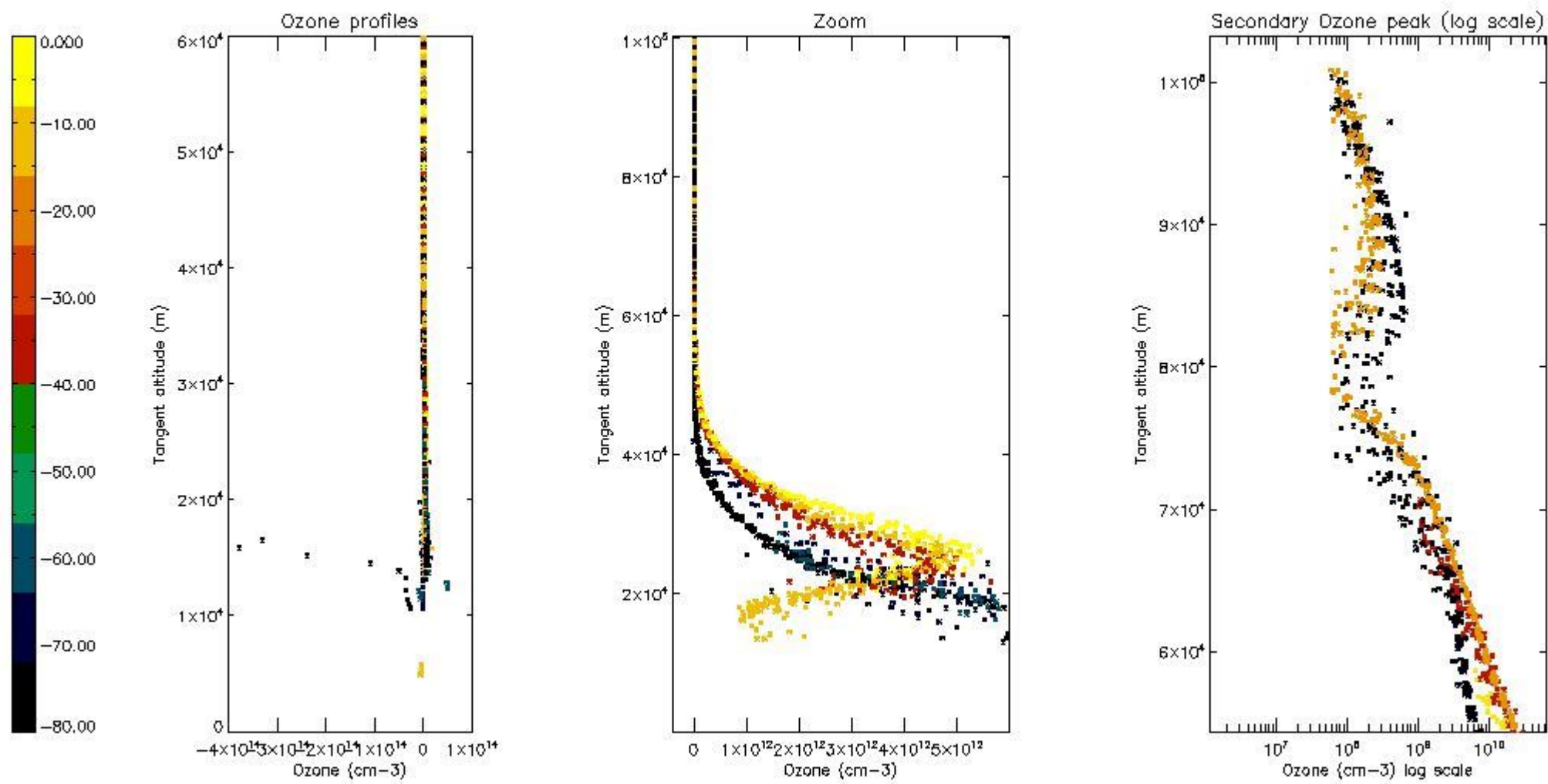
5.2 Plot ozone profiles for all STD (dark without errors)

The colorbar represents the latitude.



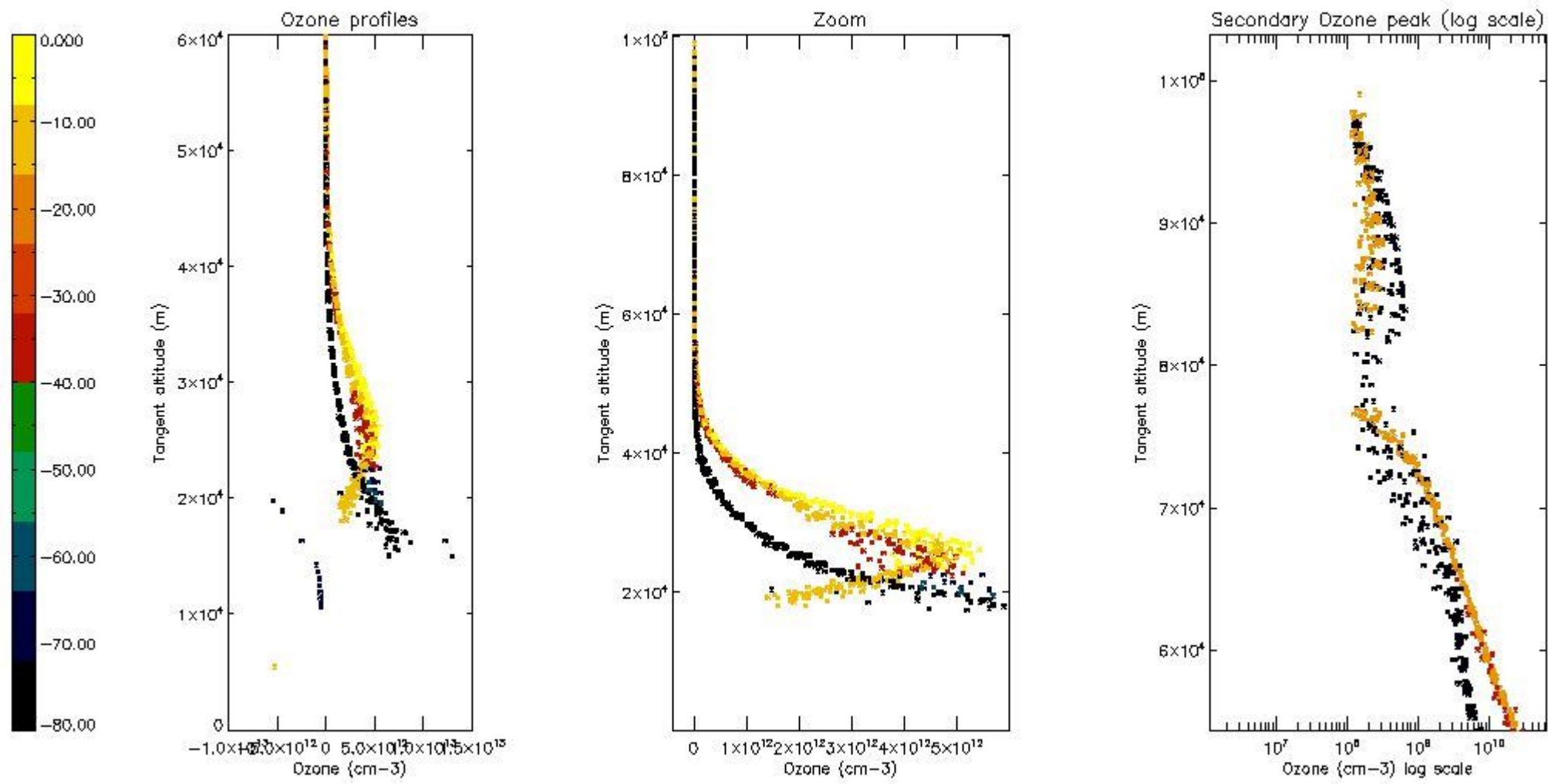
5.3 Plot ozone profiles where STD < 20% (dark without errors)

The colorbar represents the latitude.



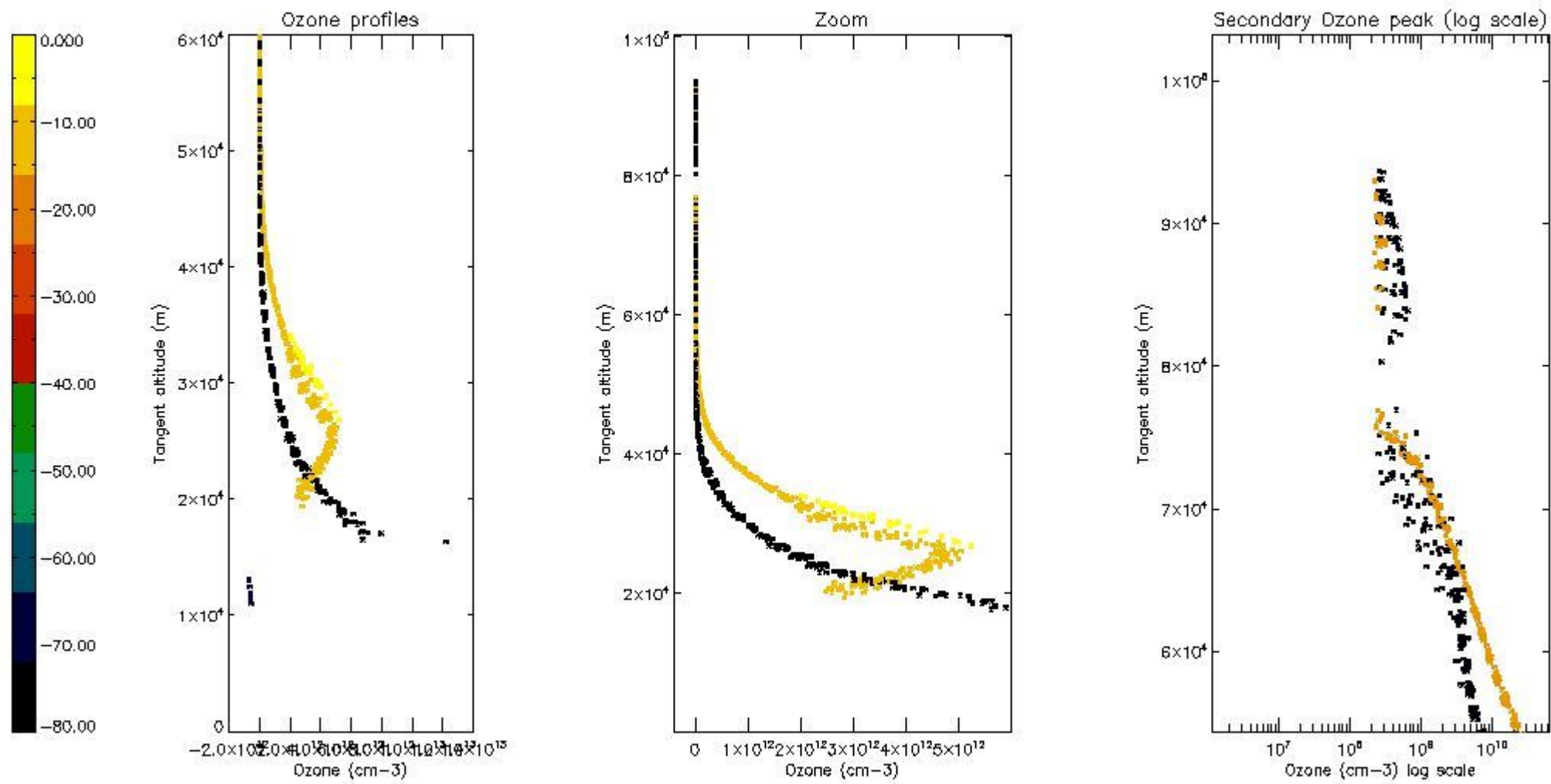
5.4 Plot ozone profiles where $STD < 10\%$ (dark without errors)

The colorbar represents the latitude.



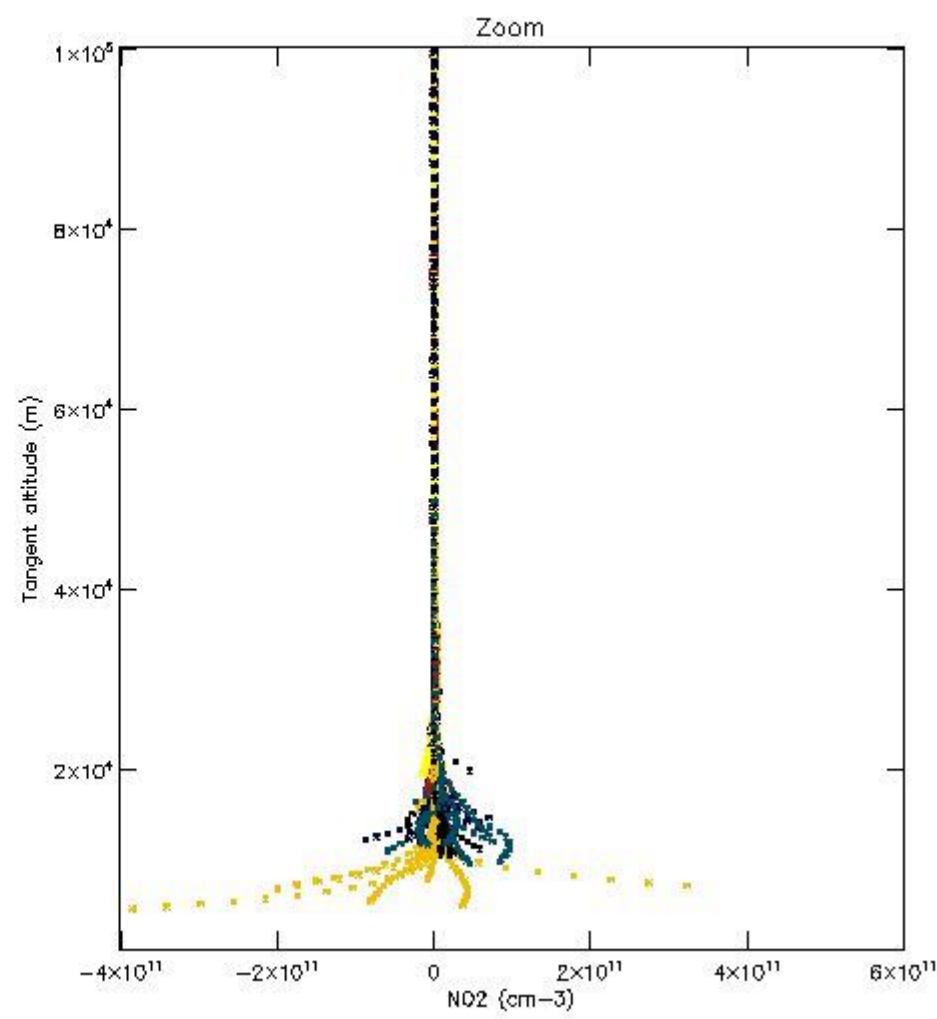
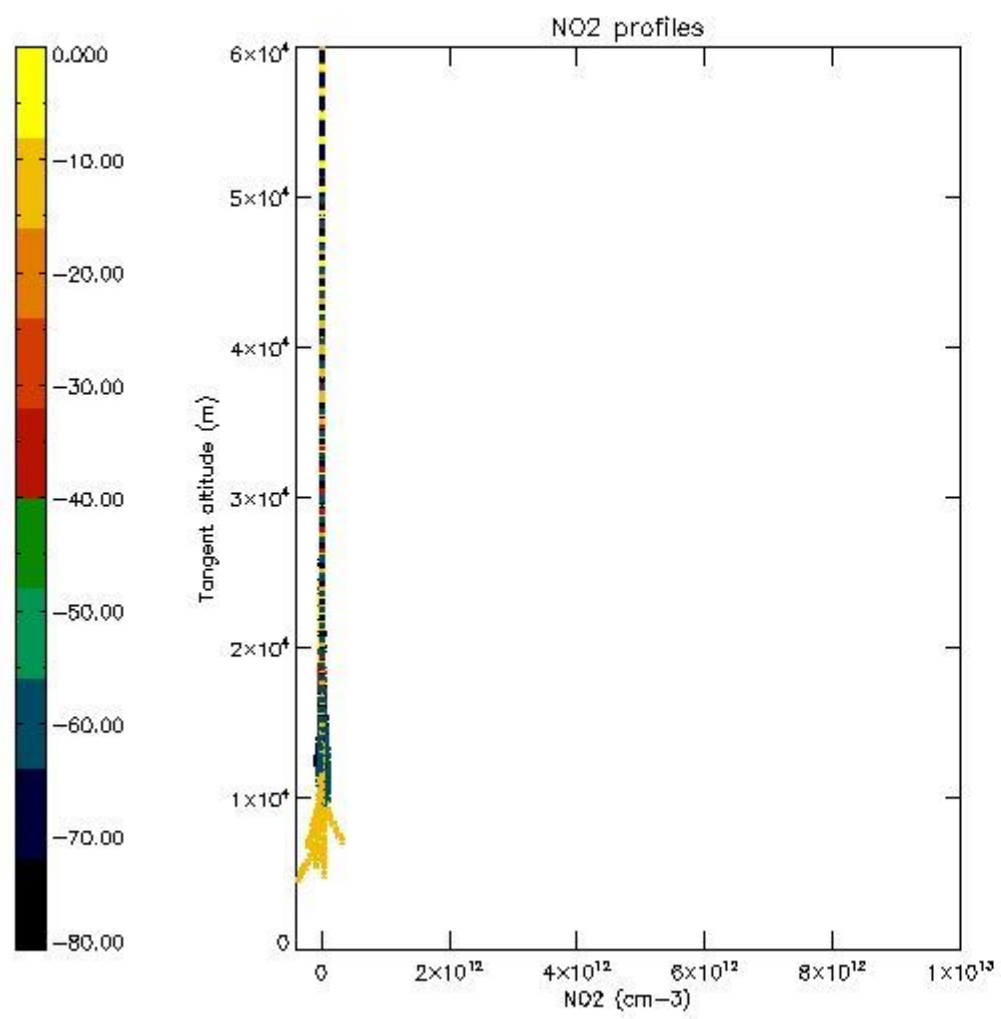
5.5 Plot ozone profiles where $STD < 5\%$ (dark without errors)

The colorbar represents the latitude.



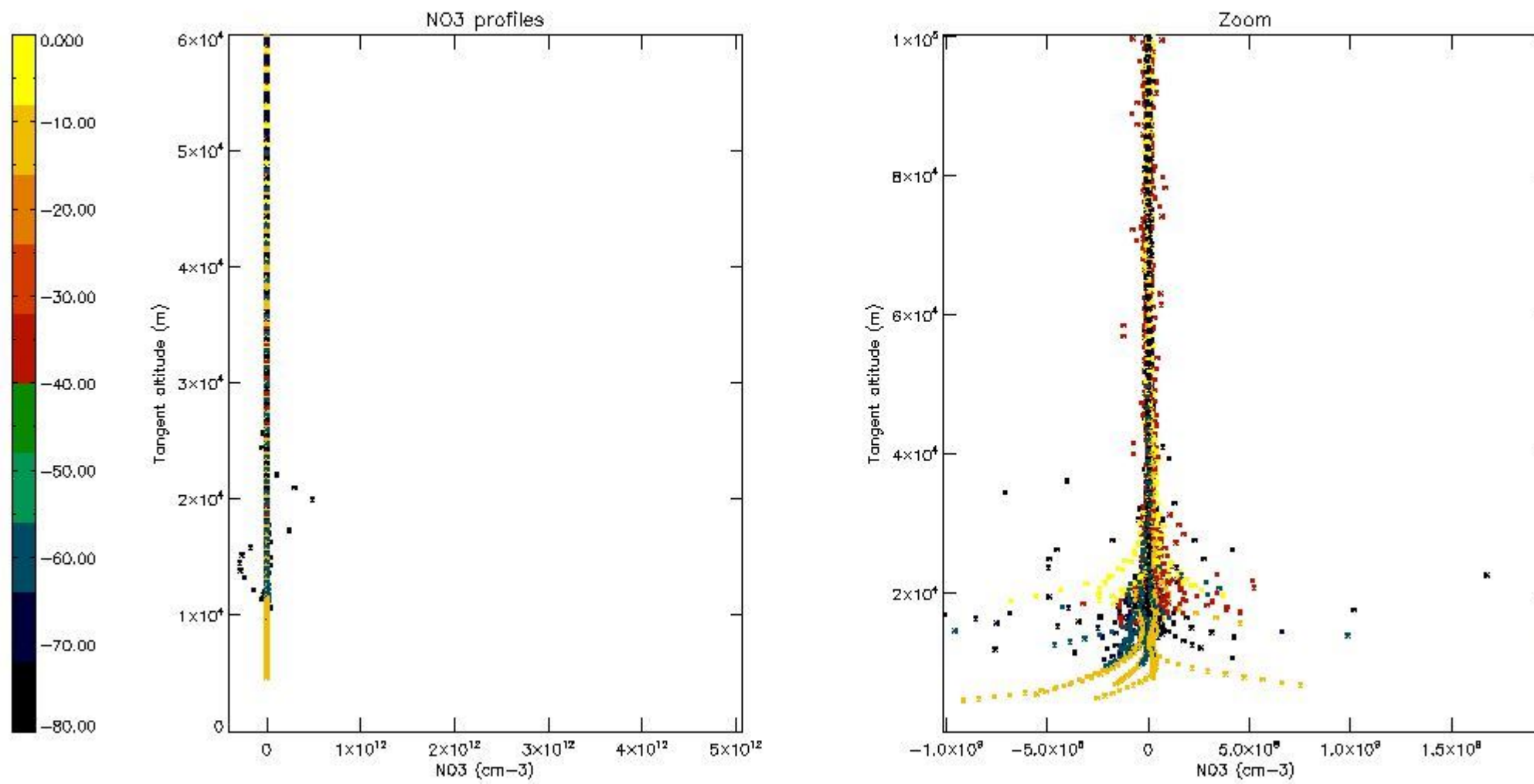
5.6 Plot NO₂ profiles for all STD (dark without errors)

The colorbar represents the latitude.



5.7 Plot NO3 profiles for all STD (dark without errors)

The colorbar represents the latitude.



6. Auxiliary Data Files used for the production reported in section 2

The number reported in the third column indicates since which file (see list in section 2) the corresponding auxiliary file has been used. The fourth column is the date of those product files.

Type	Auxiliary Filename	Used since product	Used since product date
INST_PHYS_CHARACTERISTICS	GOM_INS_AXVIEC20091111_143220_20030716_120000_20500101_000000	1	11-JUL-2006 00:24:47
LEVEL-2_PROC_CONFIG	GOM_PR2_AXVIEC20091111_152718_20020301_000000_20500101_000000	1	11-JUL-2006 00:24:47
CROSS_SECTIONS_FILE	GOM_CRS_AXVIEC20091111_154832_20020301_000000_20500101_000000	1	11-JUL-2006 00:24:47

GOMOS Level 2 Daily Report

SUMMARY

[1. General Info](#)

[2. Summary of processed GOM_NL_2P products](#)

[3. Level 2 Quality information per product](#)

[3.1 Plot of level 2 quality information per product \(time dependant\)](#)

[3.2 Plot of level 2 quality information per product \(world map\)](#)

[4. Level 1 Quality information per product \(stored on level 2 products\)](#)

[4.1 Plot of level 1 quality information per product \(time dependant\)](#)

[4.1.1 Plot of level 1 quality information per product \(time dependant\): ASCENDING](#)

[4.1.2 Plot of level 1 quality information per product \(time dependant\): DESCENDING](#)

[4.2 Plot of level 1 quality information per product \(world map\)](#)

[4.2.1 Plot of level 1 quality information per product \(world map\): ASCENDING](#)

[4.2.2 Plot of level 1 quality information per product \(world map\): DESCENDING](#)

[5. Ozone profiles based on quality statistics and other trace gas profiles](#)

[5.1 Ozone statistics based on quality of products](#)

[5.2 Plot ozone profiles for all STD \(dark without errors\)](#)

[5.3 Plot ozone profiles where STD < 20% \(dark without errors\)](#)

[5.4. Plot ozone profiles where STD < 10% \(dark without errors\)](#)

[5.5. Plot ozone profiles where STD < 5% \(dark without errors\)](#)

[5.6 Plot NO2 profiles for all STD \(dark without errors\)](#)

[5.7 Plot NO3 profiles for all STD \(dark without errors\)](#)

[5.8 Plot H2O profiles \(only for occultations of stars 1,2,3,4,13,14,16,26,63 dark without errors\) for all STD](#)

[6. Auxiliary Data Files used for the production reported in section 2](#)

This report presents the daily analysis on parameters extracted from GOMOS level 2 data (GOM_NL__2P). It is intended to monitor some important parameters that will impact the quality of these products. A list of level 2 products (and content) that have arrived during the reporting day to the PCF is also given.

Item	Value
Time of report generation	24APR2013 01:33:09
Data source version	GOMOS/6.01
Start time of products	11-07-2006 (11JUL2006 00:00:00)
Stop time of products	12-07-2006 (12JUL2006 00:00:00)
Store outputs in DB	Yes
Nb of level 2 prods	253
Nb of prods with errors	0

2. Summary of processed GOM_NL__2P products.

Nr	Filename	UTC Start time	Limb	Duration	Star Id	Star Name	Star Mag	Star Temp	Nb Meas	Orbit	Prod. error
1	GOM_NL__2PRFIN20060711_002447_000000432049_00202_22801_9874.N1	11-JUL-2006 00:24:47	Dark	42.500	7	19Bet Ori	0.10000	14000.	85	22801	No
2	GOM_NL__2PRFIN20060711_002732_000000422049_00202_22801_9875.N1	11-JUL-2006 00:27:32	Dark	42.000	165	34Gam Eri	2.9500	3200.0	84	22801	No
3	GOM_NL__2PRFIN20060711_004230_000000512049_00203_22802_9859.N1	11-JUL-2006 00:42:30	Dark	51.000	9	Alp Eri	0.45300	24000.	102	22802	No
4	GOM_NL__2PRFIN20060711_004628_000000382049_00203_22802_9860.N1	11-JUL-2006 00:46:28	Dark	38.000	135	Bet Hyi	2.8200	5800.0	76	22802	No
5	GOM_NL__2PRFIN20060711_005004_000000282049_00203_22802_9861.N1	11-JUL-2006 00:50:04	Straylight	28.000	148	Alp Tuc	2.8780	4100.0	56	22802	No
6	GOM_NL__2PRFIN20060711_005408_000000402049_00203_22802_9862.N1	11-JUL-2006 00:54:08	Straylight	40.000	45	Alp Pav	1.9400	26000.	80	22802	No
7	GOM_NL__2PRFIN20060711_010035_000000422049_00203_22802_9863.N1	11-JUL-2006 01:00:35	Twilight_stray	41.500	40	The Sco	1.8590	7100.0	83	22802	No
8	GOM_NL__2PRFIN20060711_010215_000000412049_00203_22802_9864.N1	11-JUL-2006 01:02:15	Bright	40.500	25	35Lam Sco	1.6200	28000.	81	22802	No
9	GOM_NL__2PRFIN20060711_010454_000000382049_00203_22802_9865.N1	11-JUL-2006 01:04:54	Bright	38.000	137	22Lam Sgr	2.8240	4400.0	76	22802	No
10	GOM_NL__2PRFIN20060711_010825_000000372049_00203_22802_9866.N1	11-JUL-2006 01:08:25	Bright	36.500	86	35Eta Oph	2.4300	10200.	73	22802	No
11	GOM_NL__2PRFIN20060711_011345_000000362049_00203_22802_9867.N1	11-JUL-2006 01:13:45	Bright	36.000	126	60Bet Oph	2.7700	4250.0	72	22802	No
12	GOM_NL__2PRFIN20060711_011603_000000362049_00203_22802_9868.N1	11-JUL-2006 01:16:03	Bright	36.000	59	55Alp Oph	2.0800	8900.0	72	22802	No
13	GOM_NL__2PRFIN20060711_012146_000000372049_00203_22802_9869.N1	11-JUL-2006 01:21:46	Bright	36.500	133	40Zet Her	2.8070	6000.0	73	22802	No
14	GOM_NL__2PRFIN20060711_012707_000000372049_00203_22802_9870.N1	11-JUL-2006 01:27:07	Bright	37.000	69	33Gam Dra	2.2310	3800.0	74	22802	No
15	GOM_NL__2PRFIN20060711_013003_000000362049_00203_22802_9871.N1	11-JUL-2006 01:30:03	Bright	36.000	119	14Eta Dra	2.7270	4700.0	72	22802	No
16	GOM_NL__2PRFIN20060711_013413_000000332049_00203_22802_9872.N1	11-JUL-2006 01:34:13	Bright	32.500	60	7Bet UMi	2.0810	3950.0	65	22802	No
17	GOM_NL__2PRFIN20060711_013802_000000342049_00203_22802_9873.N1	11-JUL-2006 01:38:02	Bright	34.000	49	1Alp UMi	1.9900	6300.0	68	22802	No
18	GOM_NL__2PRFIN20060711_020523_000000392049_00203_22802_9874.N1	11-JUL-2006 02:05:23	Dark	38.500	7	19Bet Ori	0.10000	14000.	77	22802	No
19	GOM_NL__2PRFIN20060711_020808_000000382049_00203_22802_9875.N1	11-JUL-2006 02:08:08	Dark	38.000	165	34Gam Eri	2.9500	3200.0	76	22802	No
20	GOM_NL__2PRFIN20060711_021655_000000412049_00203_22802_9876.N1	11-JUL-2006 02:16:55	Dark	40.500	157	The1Eri	2.9060	9300.0	81	22802	No
21	GOM_NL__2PRFIN20060711_022307_000000512049_00204_22803_9860.N1	11-JUL-2006 02:23:07	Dark	51.000	9	Alp Eri	0.45300	24000.	102	22803	No
22	GOM_NL__2PRFIN20060711_022704_000000372049_00204_22803_9861.N1	11-JUL-2006 02:27:04	Dark	37.000	135	Bet Hyi	2.8200	5800.0	74	22803	No
23	GOM_NL__2PRFIN20060711_023041_000000282049_00204_22803_9862.N1	11-JUL-2006 02:30:41	Straylight	28.000	148	Alp Tuc	2.8780	4100.0	56	22803	No
24	GOM_NL__2PRFIN20060711_023444_000000432049_00204_22803_9863.N1	11-JUL-2006 02:34:44	Straylight	42.500	45	Alp Pav	1.9400	26000.	85	22803	No
25	GOM_NL__2PRFIN20060711_024112_000000432049_00204_22803_9864.N1	11-JUL-2006 02:41:12	Twilight_stray	42.500	40	The Sco	1.8590	7100.0	85	22803	No
26	GOM_NL__2PRFIN20060711_024251_000000382049_00204_22803_9865.N1	11-JUL-2006 02:42:51	Twilight_stray	38.000	25	35Lam Sco	1.6200	28000.	76	22803	No
27	GOM_NL__2PRFIN20060711_024530_000000402049_00204_22803_9866.N1	11-JUL-2006 02:45:30	Bright	39.500	137	22Lam Sgr	2.8240	4400.0	79	22803	No
28	GOM_NL__2PRFIN20060711_024901_000000372049_00204_22803_9867.N1	11-JUL-2006 02:49:01	Bright	37.000	86	35Eta Oph	2.4300	10200.	74	22803	No
29	GOM_NL__2PRFIN20060711_025422_000000362049_00204_22803_9868.N1	11-JUL-2006 02:54:22	Bright	35.500	126	60Bet Oph	2.7700	4250.0	71	22803	No
30	GOM_NL__2PRFIN20060711_025639_000000352049_00204_22803_9869.N1	11-JUL-2006 02:56:39	Bright	35.000	59	55Alp Oph	2.0800	8900.0	70	22803	No
31	GOM_NL__2PRFIN20060711_030223_000000342049_00204_22803_9870.N1	11-JUL-2006 03:02:23	Bright	33.500	133	40Zet Her	2.8070	6000.0	67	22803	No
32	GOM_NL__2PRFIN20060711_030743_000000382049_00204_22803_9871.N1	11-JUL-2006 03:07:43	Bright	37.500	69	33Gam Dra	2.2310	3800.0	75	22803	No
33	GOM_NL__2PRFIN20060711_031039_000000362049_00204_22803_9872.N1	11-JUL-2006 03:10:39	Bright	35.500	119	14Eta Dra	2.7270	4700.0	71	22803	No
34	GOM_NL__2PRFIN20060711_031450_000000332049_00204_22803_9873.N1	11-JUL-2006 03:14:50	Bright	32.500	60	7Bet UMi	2.0810	3950.0	65	22803	No
35	GOM_NL__2PRFIN20060711_031838_000000322049_00204_22803_9874.N1	11-JUL-2006 03:18:38	Bright	32.000	49	1Alp UMi	1.9900	6300.0	64	22803	No
36	GOM_NL__2PRFIN20060711_034559_000000382049_00204_22803_9875.N1	11-JUL-2006 03:45:59	Dark	38.000	7	19Bet Ori	0.10000	14000.	76	22803	No
37	GOM_NL__2PRFIN20060711_034844_000000422049_00204_22803_9876.N1	11-JUL-2006 03:48:44	Dark	42.000	165	34Gam Eri	2.9500	3200.0	84	22803	No
38	GOM_NL__2PRFIN20060711_035732_000000422049_00204_22803_9877.N1	11-JUL-2006 03:57:32	Dark	42.000	157	The1Eri	2.9060	9300.0	84	22803	No
39	GOM_NL__2PRFIN20060711_040343_000000542049_00205_22804_9861.N1	11-JUL-2006 04:03:43	Dark	53.500	9	Alp Eri	0.45300	24000.	107	22804	No
40	GOM_NL__2PRFIN20060711_040740_000000372049_00205_22804_9862.N1	11-JUL-2006 04:07:40	Dark	36.500	135	Bet Hyi	2.8200	5800.0	73	22804	No
41	GOM_NL__2PRFIN20060711_041117_000000292049_00205_22804_9863.N1	11-JUL-2006 04:11:17	Straylight	29.000	148	Alp Tuc	2.8780	4100.0	58	22804	No
42	GOM_NL__2PRFIN20060711_041521_000000432049_00205_22804_9864.N1	11-JUL-2006 04:15:21	Straylight	43.000	45	Alp Pav	1.9400	26000.	86	22804	No

43	GOM_NL__2PRFIN20060711_042148_000000422049_00205_22804_9865.N1	11-JUL-2006 04:21:48	Twilight	42.000	40	The Sco	1.8590	7100.0	84	22804	No
44	GOM_NL__2PRFIN20060711_042328_000000392049_00205_22804_9866.N1	11-JUL-2006 04:23:28	Bright	39.000	25	35Lam Sco	1.6200	28000.	78	22804	No
45	GOM_NL__2PRFIN20060711_042606_000000392049_00205_22804_9867.N1	11-JUL-2006 04:26:06	Bright	39.000	137	22Lam Sgr	2.8240	4400.0	78	22804	No
46	GOM_NL__2PRFIN20060711_042937_000000372049_00205_22804_9868.N1	11-JUL-2006 04:29:37	Bright	37.000	86	35Eta Oph	2.4300	10200.	74	22804	No
47	GOM_NL__2PRFIN20060711_043458_000000362049_00205_22804_9869.N1	11-JUL-2006 04:34:58	Bright	36.000	126	60Bet Oph	2.7700	4250.0	72	22804	No
48	GOM_NL__2PRFIN20060711_043715_000000372049_00205_22804_9870.N1	11-JUL-2006 04:37:15	Bright	36.500	59	55Alp Oph	2.0800	8900.0	73	22804	No
49	GOM_NL__2PRFIN20060711_044259_000000342049_00205_22804_9871.N1	11-JUL-2006 04:42:59	Bright	33.500	133	40Zet Her	2.8070	6000.0	67	22804	No
50	GOM_NL__2PRFIN20060711_044819_000000372049_00205_22804_9872.N1	11-JUL-2006 04:48:19	Bright	37.000	69	33Gam Dra	2.2310	3800.0	74	22804	No
51	GOM_NL__2PRFIN20060711_045115_000000332049_00205_22804_9873.N1	11-JUL-2006 04:51:15	Bright	32.500	119	14Eta Dra	2.7270	4700.0	65	22804	No
52	GOM_NL__2PRFIN20060711_045526_000000362049_00205_22804_9874.N1	11-JUL-2006 04:55:26	Bright	35.500	60	7Bet UMi	2.0810	3950.0	71	22804	No
53	GOM_NL__2PRFIN20060711_045914_000000362049_00205_22804_9875.N1	11-JUL-2006 04:59:14	Bright	36.000	49	1Alp UMi	1.9900	6300.0	72	22804	No
54	GOM_NL__2PRFIN20060711_052635_000000372049_00205_22804_9876.N1	11-JUL-2006 05:26:35	Dark	37.000	7	19Bet Ori	0.10000	14000.	74	22804	No
55	GOM_NL__2PRFIN20060711_052921_000000462049_00205_22804_9877.N1	11-JUL-2006 05:29:21	Dark	45.500	165	34Gam Eri	2.9500	3200.0	91	22804	No
56	GOM_NL__2PRFIN20060711_053809_000000432049_00205_22804_9878.N1	11-JUL-2006 05:38:09	Dark	42.500	157	The1Eri	2.9060	9300.0	85	22804	No
57	GOM_NL__2PRFIN20060711_054420_000000532049_00206_22805_9861.N1	11-JUL-2006 05:44:20	Dark	52.500	9	Alp Eri	0.45300	24000.	105	22805	No
58	GOM_NL__2PRFIN20060711_054816_000000382049_00206_22805_9862.N1	11-JUL-2006 05:48:16	Dark	37.500	135	Bet Hyi	2.8200	5800.0	75	22805	No
59	GOM_NL__2PRFIN20060711_055154_000000292049_00206_22805_9863.N1	11-JUL-2006 05:51:54	Straylight	29.000	148	Alp Tuc	2.8780	4100.0	58	22805	No
60	GOM_NL__2PRFIN20060711_055557_000000402049_00206_22805_9864.N1	11-JUL-2006 05:55:57	Straylight	40.000	45	Alp Pav	1.9400	26000.	80	22805	No
61	GOM_NL__2PRFIN20060711_060224_000000422049_00206_22805_9865.N1	11-JUL-2006 06:02:24	Twilight	42.000	40	The Sco	1.8590	7100.0	84	22805	No
62	GOM_NL__2PRFIN20060711_060404_000000422049_00206_22805_9866.N1	11-JUL-2006 06:04:04	Bright	41.500	25	35Lam Sco	1.6200	28000.	83	22805	No
63	GOM_NL__2PRFIN20060711_060643_000000392049_00206_22805_9867.N1	11-JUL-2006 06:06:43	Bright	38.500	137	22Lam Sgr	2.8240	4400.0	77	22805	No
64	GOM_NL__2PRFIN20060711_061013_000000372049_00206_22805_9868.N1	11-JUL-2006 06:10:13	Bright	37.000	86	35Eta Oph	2.4300	10200.	74	22805	No
65	GOM_NL__2PRFIN20060711_061534_000000372049_00206_22805_9869.N1	11-JUL-2006 06:15:34	Bright	36.500	126	60Bet Oph	2.7700	4250.0	73	22805	No
66	GOM_NL__2PRFIN20060711_061751_000000372049_00206_22805_9870.N1	11-JUL-2006 06:17:51	Bright	36.500	59	55Alp Oph	2.0800	8900.0	73	22805	No
67	GOM_NL__2PRFIN20060711_062335_000000342049_00206_22805_9871.N1	11-JUL-2006 06:23:35	Bright	34.000	133	40Zet Her	2.8070	6000.0	68	22805	No
68	GOM_NL__2PRFIN20060711_062855_000000382049_00206_22805_9872.N1	11-JUL-2006 06:28:55	Bright	38.000	69	33Gam Dra	2.2310	3800.0	76	22805	No
69	GOM_NL__2PRFIN20060711_063152_000000352049_00206_22805_9873.N1	11-JUL-2006 06:31:52	Bright	35.000	119	14Eta Dra	2.7270	4700.0	70	22805	No
70	GOM_NL__2PRFIN20060711_063602_000000362049_00206_22805_9874.N1	11-JUL-2006 06:36:02	Bright	35.500	60	7Bet UMi	2.0810	3950.0	71	22805	No
71	GOM_NL__2PRFIN20060711_063950_000000362049_00206_22805_9875.N1	11-JUL-2006 06:39:50	Bright	35.500	49	1Alp UMi	1.9900	6300.0	71	22805	No
72	GOM_NL__2PRFIN20060711_070712_000000372049_00206_22805_9876.N1	11-JUL-2006 07:07:12	Dark	37.000	7	19Bet Ori	0.10000	14000.	74	22805	No
73	GOM_NL__2PRFIN20060711_070957_000000452049_00206_22805_9877.N1	11-JUL-2006 07:09:57	Dark	45.000	165	34Gam Eri	2.9500	3200.0	90	22805	No
74	GOM_NL__2PRFIN20060711_071845_000000422049_00206_22805_9878.N1	11-JUL-2006 07:18:45	Dark	41.500	157	The1Eri	2.9060	9300.0	83	22805	No
75	GOM_NL__2PRFIN20060711_072457_000000502049_00207_22806_9861.N1	11-JUL-2006 07:24:57	Dark	49.500	9	Alp Eri	0.45300	24000.	99	22806	No
76	GOM_NL__2PRFIN20060711_072853_000000352049_00207_22806_9862.N1	11-JUL-2006 07:28:53	Dark	35.000	135	Bet Hyi	2.8200	5800.0	70	22806	No
77	GOM_NL__2PRFIN20060711_073231_000000302049_00207_22806_9863.N1	11-JUL-2006 07:32:31	Straylight	30.000	148	Alp Tuc	2.8780	4100.0	60	22806	No
78	GOM_NL__2PRFIN20060711_073634_000000402049_00207_22806_9864.N1	11-JUL-2006 07:36:34	Straylight	40.000	45	Alp Pav	1.9400	26000.	80	22806	No
79	GOM_NL__2PRFIN20060711_074300_000000402049_00207_22806_9865.N1	11-JUL-2006 07:43:00	Twilight	40.000	40	The Sco	1.8590	7100.0	80	22806	No
80	GOM_NL__2PRFIN20060711_074440_000000392049_00207_22806_9866.N1	11-JUL-2006 07:44:40	Bright	38.500	25	35Lam Sco	1.6200	28000.	77	22806	No
81	GOM_NL__2PRFIN20060711_074719_000000402049_00207_22806_9867.N1	11-JUL-2006 07:47:19	Bright	39.500	137	22Lam Sgr	2.8240	4400.0	79	22806	No
82	GOM_NL__2PRFIN20060711_075049_000000372049_00207_22806_9868.N1	11-JUL-2006 07:50:49	Bright	36.500	86	35Eta Oph	2.4300	10200.	73	22806	No
83	GOM_NL__2PRFIN20060711_075610_000000352049_00207_22806_9869.N1	11-JUL-2006 07:56:10	Bright	35.000	126	60Bet Oph	2.7700	4250.0	70	22806	No
84	GOM_NL__2PRFIN20060711_075827_000000362049_00207_22806_9870.N1	11-JUL-2006 07:58:27	Bright	36.000	59	55Alp Oph	2.0800	8900.0	72	22806	No
85	GOM_NL__2PRFIN20060711_080411_000000362049_00207_22806_9871.N1	11-JUL-2006 08:04:11	Bright	35.500	133	40Zet Her	2.8070	6000.0	71	22806	No
86	GOM_NL__2PRFIN20060711_080931_000000402049_00207_22806_9872.N1	11-JUL-2006 08:09:31	Bright	39.500	69	33Gam Dra	2.2310	3800.0	79	22806	No
87	GOM_NL__2PRFIN20060711_081228_000000362049_00207_22806_9873.N1	11-JUL-2006 08:12:28	Bright	35.500	119	14Eta Dra	2.7270	4700.0	71	22806	No
88	GOM_NL__2PRFIN20060711_081638_000000362049_00207_22806_9874.N1	11-JUL-2006 08:16:38	Bright	36.000	60	7Bet UMi	2.0810	3950.0	72	22806	No
89	GOM_NL__2PRFIN20060711_082026_000000352049_00207_22806_9875.N1	11-JUL-2006 08:20:26	Bright	35.000	49	1Alp UMi	1.9900	6300.0	70	22806	No
90	GOM_NL__2PRFIN20060711_084748_000000382049_00207_22806_9876.N1	11-JUL-2006 08:47:48	Dark	38.000	7	19Bet Ori	0.10000	14000.	76	22806	No
91	GOM_NL__2PRFIN20060711_085034_000000452049_00207_22806_9877.N1	11-JUL-2006 08:50:34	Dark	45.000	165	34Gam Eri	2.9500	3200.0	90	22806	No
92	GOM_NL__2PRFIN20060711_085922_000000432049_00207_22806_9878.N1	11-JUL-2006 08:59:22	Dark	42.500	157	The1Eri	2.9060	9300.0	85	22806	No
93	GOM_NL__2PRFIN20060711_090533_000000512049_00208_22807_9861.N1	11-JUL-2006 09:05:33	Dark	51.000	9	Alp Eri	0.45300	24000.	102	22807	No
94	GOM_NL__2PRFIN20060711_090929_000000362049_00208_22807_9862.N1	11-JUL-2006 09:09:29	Dark	36.000	135	Bet Hyi	2.8200	5800.0	72	22807	No
95	GOM_NL__2PRFIN20060711_091307_000000302049_00208_22807_9863.N1	11-JUL-2006 09:13:07	Straylight	30.000	148	Alp Tuc	2.8780	4100.0	60	22807	No
96	GOM_NL__2PRFIN20060711_091710_000000412049_00208_22807_9864.N1	11-JUL-2006 09:17:10	Straylight	41.000	45	Alp Pav	1.9400	26000.	82	22807	No
97	GOM_NL__2PRFIN20060711_092336_000000432049_00208_22807_9865.N1	11-JUL-2006 09:23:36	Twilight	43.000	40	The Sco	1.8590	7100.0	86	22807	No
98	GOM_NL__2PRFIN20060711_092516_000000412049_00208_22807_9866.N1	11-JUL-2006 09:25:16	Bright	40.500	25	35Lam Sco	1.6200	28000.	81	22807	No
99	GOM_NL__2PRFIN20060711_092755_000000392049_00208_22807_9867.N1	11-JUL-2006 09:27:55	Bright	39.000	137	22Lam Sgr	2.8240	4400.0	78	22807	No
100	GOM_NL__2PRFIN20060711_093126_000000372049_00208_22807_9868.N1	11-JUL-2006 09:31:26	Bright	37.000	86	35Eta Oph	2.4300	10200.	74	22807	No
101	GOM_NL__2PRFIN20060711_093646_000000362049_00208_22807_9869.N1	11-JUL-2006 09:36:46	Bright	35.500	126	60Bet Oph	2.7700	4250.0	71	22807	No

102	GOM_NL__2PRFIN20060711_093903_000000352049_00208_22807_9870.N1	11-JUL-2006 09:39:03	Bright	34.500	59	55Alp Oph	2.0800	8900.0	69	22807	No
103	GOM_NL__2PRFIN20060711_094448_000000362049_00208_22807_9871.N1	11-JUL-2006 09:44:48	Bright	36.000	133	40Zet Her	2.8070	6000.0	72	22807	No
104	GOM_NL__2PRFIN20060711_095007_000000402049_00208_22807_9872.N1	11-JUL-2006 09:50:07	Bright	39.500	69	33Gam Dra	2.2310	3800.0	79	22807	No
105	GOM_NL__2PRFIN20060711_095304_000000362049_00208_22807_9873.N1	11-JUL-2006 09:53:04	Bright	35.500	119	14Eta Dra	2.7270	4700.0	71	22807	No
106	GOM_NL__2PRFIN20060711_095714_000000362049_00208_22807_9874.N1	11-JUL-2006 09:57:14	Bright	35.500	60	7Bet UMi	2.0810	3950.0	71	22807	No
107	GOM_NL__2PRFIN20060711_100102_000000372049_00208_22807_9875.N1	11-JUL-2006 10:01:02	Bright	36.500	49	1Alp UMi	1.9900	6300.0	73	22807	No
108	GOM_NL__2PRFIN20060711_102824_000000382049_00208_22807_9876.N1	11-JUL-2006 10:28:24	Dark	38.000	7	19Bet Ori	0.10000	14000.	76	22807	No
109	GOM_NL__2PRFIN20060711_103110_000000462049_00208_22807_9877.N1	11-JUL-2006 10:31:10	Dark	45.500	165	34Gam Eri	2.9500	3200.0	91	22807	No
110	GOM_NL__2PRFIN20060711_103958_000000412049_00208_22807_9878.N1	11-JUL-2006 10:39:58	Dark	41.000	157	The1Eri	2.9060	9300.0	82	22807	No
111	GOM_NL__2PRFIN20060711_104610_000000412049_00209_22808_9862.N1	11-JUL-2006 10:46:10	Dark	40.500	9	Alp Eri	0.45300	24000.	81	22808	No
112	GOM_NL__2PRFIN20060711_105005_000000362049_00209_22808_9863.N1	11-JUL-2006 10:50:05	Dark	35.500	135	Bet Hyi	2.8200	5800.0	71	22808	No
113	GOM_NL__2PRFIN20060711_105343_000000312049_00209_22808_9864.N1	11-JUL-2006 10:53:43	Straylight	31.000	148	Alp Tuc	2.8780	4100.0	62	22808	No
114	GOM_NL__2PRFIN20060711_105746_000000392049_00209_22808_9865.N1	11-JUL-2006 10:57:46	Straylight	39.000	45	Alp Pav	1.9400	26000.	78	22808	No
115	GOM_NL__2PRFIN20060711_110412_000000422049_00209_22808_9866.N1	11-JUL-2006 11:04:12	Tw_i_and_stray	41.500	40	The Sco	1.8590	7100.0	83	22808	No
116	GOM_NL__2PRFIN20060711_110552_000000412049_00209_22808_9867.N1	11-JUL-2006 11:05:52	Bright	40.500	25	35Lam Sco	1.6200	28000.	81	22808	No
117	GOM_NL__2PRFIN20060711_110831_000000492049_00209_22808_9868.N1	11-JUL-2006 11:08:31	Bright	48.500	137	22Lam Sgr	2.8240	4400.0	97	22808	No
118	GOM_NL__2PRFIN20060711_111202_000000372049_00209_22808_9869.N1	11-JUL-2006 11:12:02	Bright	36.500	86	35Eta Oph	2.4300	10200.	73	22808	No
119	GOM_NL__2PRFIN20060711_111722_000000362049_00209_22808_9870.N1	11-JUL-2006 11:17:22	Bright	36.000	126	60Bet Oph	2.7700	4250.0	72	22808	No
120	GOM_NL__2PRFIN20060711_111939_000000352049_00209_22808_9871.N1	11-JUL-2006 11:19:39	Bright	35.000	59	55Alp Oph	2.0800	8900.0	70	22808	No
121	GOM_NL__2PRFIN20060711_112523_000000362049_00209_22808_9872.N1	11-JUL-2006 11:25:23	Bright	36.000	133	40Zet Her	2.8070	6000.0	72	22808	No
122	GOM_NL__2PRFIN20060711_113042_000000392049_00209_22808_9873.N1	11-JUL-2006 11:30:42	Bright	39.000	69	33Gam Dra	2.2310	3800.0	78	22808	No
123	GOM_NL__2PRFIN20060711_113340_000000352049_00209_22808_9874.N1	11-JUL-2006 11:33:40	Bright	35.000	119	14Eta Dra	2.7270	4700.0	70	22808	No
124	GOM_NL__2PRFIN20060711_113750_000000362049_00209_22808_9875.N1	11-JUL-2006 11:37:50	Bright	36.000	60	7Bet UMi	2.0810	3950.0	72	22808	No
125	GOM_NL__2PRFIN20060711_114138_000000362049_00209_22808_9876.N1	11-JUL-2006 11:41:38	Bright	36.000	49	1Alp UMi	1.9900	6300.0	72	22808	No
126	GOM_NL__2PRFIN20060711_120900_000000422049_00209_22808_9877.N1	11-JUL-2006 12:09:00	Dark	41.500	7	19Bet Ori	0.10000	14000.	83	22808	No
127	GOM_NL__2PRFIN20060711_121146_000000472049_00209_22808_9878.N1	11-JUL-2006 12:11:46	Dark	47.000	165	34Gam Eri	2.9500	3200.0	94	22808	No
128	GOM_NL__2PRFIN20060711_122035_000000392049_00209_22808_9879.N1	11-JUL-2006 12:20:35	Dark	38.500	157	The1Eri	2.9060	9300.0	77	22808	No
129	GOM_NL__2PRFIN20060711_122646_000000432049_00210_22809_9862.N1	11-JUL-2006 12:26:46	Dark	42.500	9	Alp Eri	0.45300	24000.	85	22809	No
130	GOM_NL__2PRFIN20060711_123041_000000362049_00210_22809_9863.N1	11-JUL-2006 12:30:41	Dark	36.000	135	Bet Hyi	2.8200	5800.0	72	22809	No
131	GOM_NL__2PRFIN20060711_123420_000000312049_00210_22809_9864.N1	11-JUL-2006 12:34:20	Straylight	31.000	148	Alp Tuc	2.8780	4100.0	62	22809	No
132	GOM_NL__2PRFIN20060711_123822_000000392049_00210_22809_9865.N1	11-JUL-2006 12:38:22	Straylight	39.000	45	Alp Pav	1.9400	26000.	78	22809	No
133	GOM_NL__2PRFIN20060711_124448_000000382049_00210_22809_9866.N1	11-JUL-2006 12:44:48	Tw_i_and_stray	38.000	40	The Sco	1.8590	7100.0	76	22809	No
134	GOM_NL__2PRFIN20060711_124628_000000392049_00210_22809_9867.N1	11-JUL-2006 12:46:28	Bright	38.500	25	35Lam Sco	1.6200	28000.	77	22809	No
135	GOM_NL__2PRFIN20060711_124907_000000392049_00210_22809_9868.N1	11-JUL-2006 12:49:07	Bright	39.000	137	22Lam Sgr	2.8240	4400.0	78	22809	No
136	GOM_NL__2PRFIN20060711_125238_000000372049_00210_22809_9869.N1	11-JUL-2006 12:52:38	Bright	36.500	86	35Eta Oph	2.4300	10200.	73	22809	No
137	GOM_NL__2PRFIN20060711_125758_000000362049_00210_22809_9870.N1	11-JUL-2006 12:57:58	Bright	35.500	126	60Bet Oph	2.7700	4250.0	71	22809	No
138	GOM_NL__2PRFIN20060711_130015_000000352049_00210_22809_9871.N1	11-JUL-2006 13:00:15	Bright	35.000	59	55Alp Oph	2.0800	8900.0	70	22809	No
139	GOM_NL__2PRFIN20060711_130600_000000372049_00210_22809_9872.N1	11-JUL-2006 13:06:00	Bright	36.500	133	40Zet Her	2.8070	6000.0	73	22809	No
140	GOM_NL__2PRFIN20060711_131118_000000392049_00210_22809_9873.N1	11-JUL-2006 13:11:18	Bright	39.000	69	33Gam Dra	2.2310	3800.0	78	22809	No
141	GOM_NL__2PRFIN20060711_131416_000000382049_00210_22809_9874.N1	11-JUL-2006 13:14:16	Bright	37.500	119	14Eta Dra	2.7270	4700.0	75	22809	No
142	GOM_NL__2PRFIN20060711_131826_000000362049_00210_22809_9875.N1	11-JUL-2006 13:18:26	Bright	35.500	60	7Bet UMi	2.0810	3950.0	71	22809	No
143	GOM_NL__2PRFIN20060711_132214_000000352049_00210_22809_9876.N1	11-JUL-2006 13:22:14	Bright	35.000	49	1Alp UMi	1.9900	6300.0	70	22809	No
144	GOM_NL__2PRFIN20060711_134936_000000442049_00210_22809_9877.N1	11-JUL-2006 13:49:36	Dark	43.500	7	19Bet Ori	0.10000	14000.	87	22809	No
145	GOM_NL__2PRFIN20060711_135223_000000442049_00210_22809_9878.N1	11-JUL-2006 13:52:23	Dark	44.000	165	34Gam Eri	2.9500	3200.0	88	22809	No
146	GOM_NL__2PRFIN20060711_140111_000000412049_00210_22809_9879.N1	11-JUL-2006 14:01:11	Dark	40.500	157	The1Eri	2.9060	9300.0	81	22809	No
147	GOM_NL__2PRFIN20060711_140723_000000432049_00211_22810_9862.N1	11-JUL-2006 14:07:23	Dark	42.500	9	Alp Eri	0.45300	24000.	85	22810	No
148	GOM_NL__2PRFIN20060711_141117_000000372049_00211_22810_9863.N1	11-JUL-2006 14:11:17	Dark	36.500	135	Bet Hyi	2.8200	5800.0	73	22810	No
149	GOM_NL__2PRFIN20060711_141456_000000332049_00211_22810_9864.N1	11-JUL-2006 14:14:56	Straylight	33.000	148	Alp Tuc	2.8780	4100.0	66	22810	No
150	GOM_NL__2PRFIN20060711_141859_000000412049_00211_22810_9865.N1	11-JUL-2006 14:18:59	Straylight	40.500	45	Alp Pav	1.9400	26000.	81	22810	No
151	GOM_NL__2PRFIN20060711_142524_000000432049_00211_22810_9866.N1	11-JUL-2006 14:25:24	Tw_i_and_stray	43.000	40	The Sco	1.8590	7100.0	86	22810	No
152	GOM_NL__2PRFIN20060711_142704_000000412049_00211_22810_9867.N1	11-JUL-2006 14:27:04	Bright	40.500	25	35Lam Sco	1.6200	28000.	81	22810	No
153	GOM_NL__2PRFIN20060711_142943_000000382049_00211_22810_9868.N1	11-JUL-2006 14:29:43	Bright	38.000	137	22Lam Sgr	2.8240	4400.0	76	22810	No
154	GOM_NL__2PRFIN20060711_143314_000000382049_00211_22810_9869.N1	11-JUL-2006 14:33:14	Bright	37.500	86	35Eta Oph	2.4300	10200.	75	22810	No
155	GOM_NL__2PRFIN20060711_143834_000000362049_00211_22810_9870.N1	11-JUL-2006 14:38:34	Bright	35.500	126	60Bet Oph	2.7700	4250.0	71	22810	No
156	GOM_NL__2PRFIN20060711_144051_000000352049_00211_22810_9871.N1	11-JUL-2006 14:40:51	Bright	34.500	59	55Alp Oph	2.0800	8900.0	69	22810	No
157	GOM_NL__2PRFIN20060711_144636_000000372049_00211_22810_9872.N1	11-JUL-2006 14:46:36	Bright	37.000	133	40Zet Her	2.8070	6000.0	74	22810	No
158	GOM_NL__2PRFIN20060711_145154_000000382049_00211_22810_9873.N1	11-JUL-2006 14:51:54	Bright	37.500	69	33Gam Dra	2.2310	3800.0	75	22810	No
159	GOM_NL__2PRFIN20060711_145452_000000372049_00211_22810_9874.N1	11-JUL-2006 14:54:52	Bright	36.500	119	14Eta Dra	2.7270	4700.0	73	22810	No
160	GOM_NL__2PRFIN20060711_145903_000000352049_00211_22810_9875.N1	11-JUL-2006 14:59:03	Bright	34.500	60	7Bet UMi	2.0810	3950.0	69	22810	No

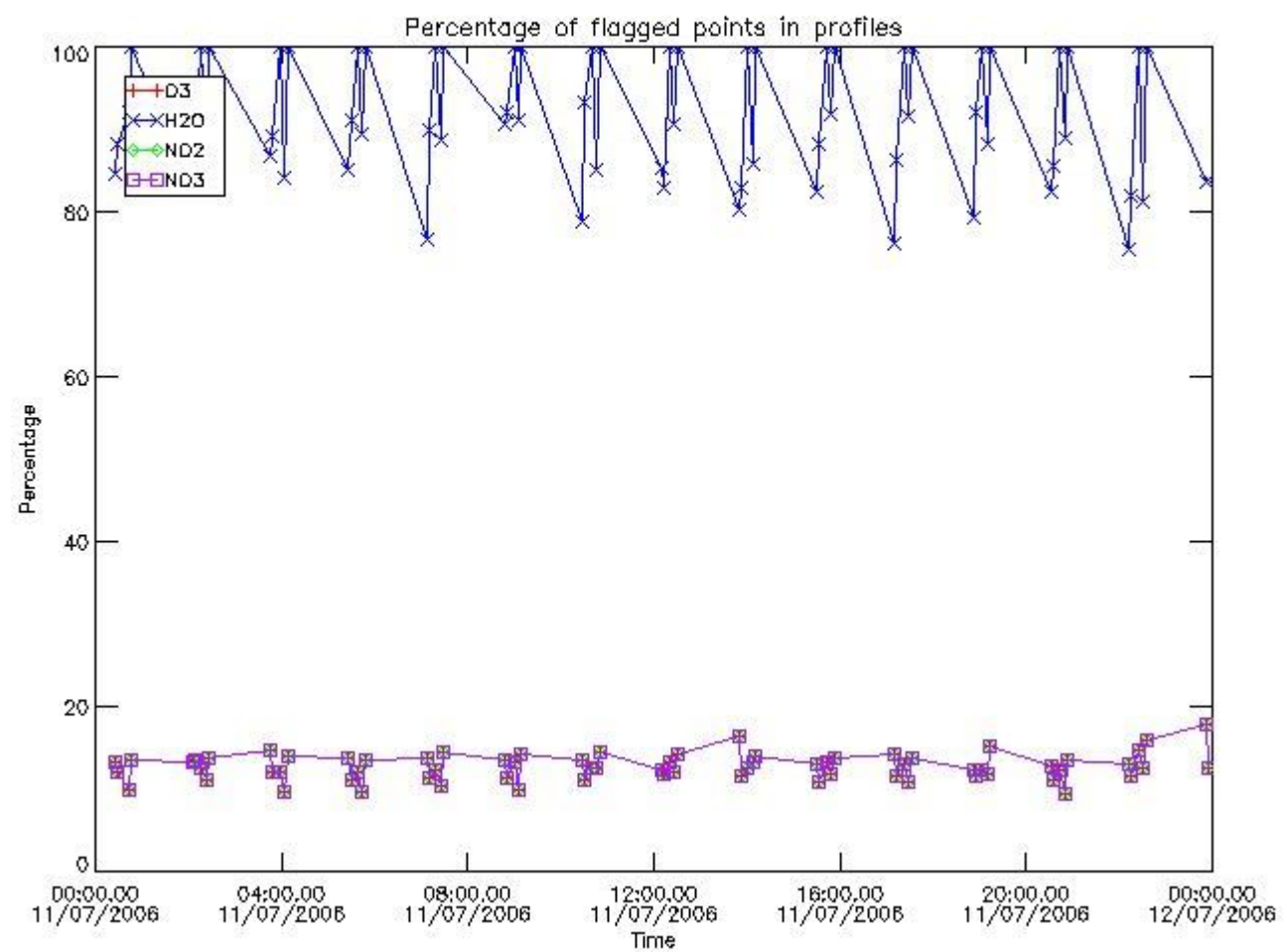
161	GOM_NL__2PRFIN20060711_150250_000000362049_00211_22810_9876.N1	11-JUL-2006 15:02:50	Bright	35.500	49	1Alp UMi	1.9900	6300.0	71	22810	No
162	GOM_NL__2PRFIN20060711_153012_000000432049_00211_22810_9877.N1	11-JUL-2006 15:30:12	Dark	43.000	7	19Bet Ori	0.10000	14000.	86	22810	No
163	GOM_NL__2PRFIN20060711_153259_000000482049_00211_22810_9878.N1	11-JUL-2006 15:32:59	Dark	47.500	165	34Gam Eri	2.9500	3200.0	95	22810	No
164	GOM_NL__2PRFIN20060711_154148_000000392049_00211_22810_9879.N1	11-JUL-2006 15:41:48	Dark	38.500	157	The1Eri	2.9060	9300.0	77	22810	No
165	GOM_NL__2PRFIN20060711_154759_000000432049_00212_22811_9882.N1	11-JUL-2006 15:47:59	Dark	43.000	9	Alp Eri	0.45300	24000.	86	22811	No
166	GOM_NL__2PRFIN20060711_155153_000000372049_00212_22811_9883.N1	11-JUL-2006 15:51:53	Dark	37.000	135	Bet Hyi	2.8200	5800.0	74	22811	No
167	GOM_NL__2PRFIN20060711_155533_000000332049_00212_22811_9884.N1	11-JUL-2006 15:55:33	Straylight	33.000	148	Alp Tuc	2.8780	4100.0	66	22811	No
168	GOM_NL__2PRFIN20060711_155935_000000402049_00212_22811_9885.N1	11-JUL-2006 15:59:35	Straylight	40.000	45	Alp Pav	1.9400	26000.	80	22811	No
169	GOM_NL__2PRFIN20060711_160600_000000372049_00212_22811_9886.N1	11-JUL-2006 16:06:00	Twi_and_stray	37.000	40	The Sco	1.8590	7100.0	74	22811	No
170	GOM_NL__2PRFIN20060711_160740_000000422049_00212_22811_9887.N1	11-JUL-2006 16:07:40	Bright	42.000	25	35Lam Sco	1.6200	28000.	84	22811	No
171	GOM_NL__2PRFIN20060711_161019_000000402049_00212_22811_9888.N1	11-JUL-2006 16:10:19	Bright	39.500	137	22Lam Sgr	2.8240	4400.0	79	22811	No
172	GOM_NL__2PRFIN20060711_161350_000000362049_00212_22811_9889.N1	11-JUL-2006 16:13:50	Bright	36.000	86	35Eta Oph	2.4300	10200.	72	22811	No
173	GOM_NL__2PRFIN20060711_161910_000000352049_00212_22811_9890.N1	11-JUL-2006 16:19:10	Bright	35.000	126	60Bet Oph	2.7700	4250.0	70	22811	No
174	GOM_NL__2PRFIN20060711_162127_000000372049_00212_22811_9891.N1	11-JUL-2006 16:21:27	Bright	36.500	59	55Alp Oph	2.0800	8900.0	73	22811	No
175	GOM_NL__2PRFIN20060711_162712_000000382049_00212_22811_9892.N1	11-JUL-2006 16:27:12	Bright	37.500	133	40Zet Her	2.8070	6000.0	75	22811	No
176	GOM_NL__2PRFIN20060711_163230_000000372049_00212_22811_9893.N1	11-JUL-2006 16:32:30	Bright	37.000	69	33Gam Dra	2.2310	3800.0	74	22811	No
177	GOM_NL__2PRFIN20060711_163528_000000372049_00212_22811_9894.N1	11-JUL-2006 16:35:28	Bright	37.000	119	14Eta Dra	2.7270	4700.0	74	22811	No
178	GOM_NL__2PRFIN20060711_163939_000000322049_00212_22811_9895.N1	11-JUL-2006 16:39:39	Bright	32.000	60	7Bet UMi	2.0810	3950.0	64	22811	No
179	GOM_NL__2PRFIN20060711_164326_000000362049_00212_22811_9896.N1	11-JUL-2006 16:43:26	Bright	35.500	49	1Alp UMi	1.9900	6300.0	71	22811	No
180	GOM_NL__2PRFIN20060711_171048_000000362049_00212_22811_9897.N1	11-JUL-2006 17:10:48	Dark	36.000	7	19Bet Ori	0.10000	14000.	72	22811	No
181	GOM_NL__2PRFIN20060711_171336_000000442049_00212_22811_9898.N1	11-JUL-2006 17:13:36	Dark	44.000	165	34Gam Eri	2.9500	3200.0	88	22811	No
182	GOM_NL__2PRFIN20060711_172224_000000402049_00212_22811_9899.N1	11-JUL-2006 17:22:24	Dark	39.500	157	The1Eri	2.9060	9300.0	79	22811	No
183	GOM_NL__2PRFIN20060711_172836_000000482049_00213_22812_9883.N1	11-JUL-2006 17:28:36	Dark	47.500	9	Alp Eri	0.45300	24000.	95	22812	No
184	GOM_NL__2PRFIN20060711_173230_000000372049_00213_22812_9884.N1	11-JUL-2006 17:32:30	Dark	37.000	135	Bet Hyi	2.8200	5800.0	74	22812	No
185	GOM_NL__2PRFIN20060711_173609_000000342049_00213_22812_9885.N1	11-JUL-2006 17:36:09	Straylight	34.000	148	Alp Tuc	2.8780	4100.0	68	22812	No
186	GOM_NL__2PRFIN20060711_174012_000000402049_00213_22812_9886.N1	11-JUL-2006 17:40:12	Straylight	40.000	45	Alp Pav	1.9400	26000.	80	22812	No
187	GOM_NL__2PRFIN20060711_174637_000000432049_00213_22812_9887.N1	11-JUL-2006 17:46:37	Twi_and_stray	42.500	40	The Sco	1.8590	7100.0	85	22812	No
188	GOM_NL__2PRFIN20060711_174816_000000372049_00213_22812_9888.N1	11-JUL-2006 17:48:16	Bright	37.000	25	35Lam Sco	1.6200	28000.	74	22812	No
189	GOM_NL__2PRFIN20060711_175055_000000482049_00213_22812_9889.N1	11-JUL-2006 17:50:55	Bright	48.000	137	22Lam Sgr	2.8240	4400.0	96	22812	No
190	GOM_NL__2PRFIN20060711_175426_000000372049_00213_22812_9890.N1	11-JUL-2006 17:54:26	Bright	36.500	86	35Eta Oph	2.4300	10200.	73	22812	No
191	GOM_NL__2PRFIN20060711_175946_000000352049_00213_22812_9891.N1	11-JUL-2006 17:59:46	Bright	35.000	126	60Bet Oph	2.7700	4250.0	70	22812	No
192	GOM_NL__2PRFIN20060711_180203_000000372049_00213_22812_9892.N1	11-JUL-2006 18:02:03	Bright	37.000	59	55Alp Oph	2.0800	8900.0	74	22812	No
193	GOM_NL__2PRFIN20060711_180748_000000342049_00213_22812_9893.N1	11-JUL-2006 18:07:48	Bright	34.000	133	40Zet Her	2.8070	6000.0	68	22812	No
194	GOM_NL__2PRFIN20060711_181306_000000372049_00213_22812_9894.N1	11-JUL-2006 18:13:06	Bright	37.000	69	33Gam Dra	2.2310	3800.0	74	22812	No
195	GOM_NL__2PRFIN20060711_181604_000000372049_00213_22812_9895.N1	11-JUL-2006 18:16:04	Bright	36.500	119	14Eta Dra	2.7270	4700.0	73	22812	No
196	GOM_NL__2PRFIN20060711_182015_000000332049_00213_22812_9896.N1	11-JUL-2006 18:20:15	Bright	32.500	60	7Bet UMi	2.0810	3950.0	65	22812	No
197	GOM_NL__2PRFIN20060711_182402_000000362049_00213_22812_9897.N1	11-JUL-2006 18:24:02	Bright	36.000	49	1Alp UMi	1.9900	6300.0	72	22812	No
198	GOM_NL__2PRFIN20060711_185124_000000422049_00213_22812_9898.N1	11-JUL-2006 18:51:24	Dark	41.500	7	19Bet Ori	0.10000	14000.	83	22812	No
199	GOM_NL__2PRFIN20060711_185412_000000452049_00213_22812_9899.N1	11-JUL-2006 18:54:12	Dark	44.500	165	34Gam Eri	2.9500	3200.0	89	22812	No
200	GOM_NL__2PRFIN20060711_190301_000000422049_00213_22812_9900.N1	11-JUL-2006 19:03:01	Dark	41.500	157	The1Eri	2.9060	9300.0	83	22812	No
201	GOM_NL__2PRFIN20060711_190912_000000432049_00214_22813_9883.N1	11-JUL-2006 19:09:12	Dark	43.000	9	Alp Eri	0.45300	24000.	86	22813	No
202	GOM_NL__2PRFIN20060711_191306_000000372049_00214_22813_9884.N1	11-JUL-2006 19:13:06	Dark	37.000	135	Bet Hyi	2.8200	5800.0	74	22813	No
203	GOM_NL__2PRFIN20060711_191646_000000342049_00214_22813_9885.N1	11-JUL-2006 19:16:46	Straylight	34.000	148	Alp Tuc	2.8780	4100.0	68	22813	No
204	GOM_NL__2PRFIN20060711_192048_000000462049_00214_22813_9886.N1	11-JUL-2006 19:20:48	Straylight	46.000	45	Alp Pav	1.9400	26000.	92	22813	No
205	GOM_NL__2PRFIN20060711_192713_000000432049_00214_22813_9887.N1	11-JUL-2006 19:27:13	Twi_and_stray	42.500	40	The Sco	1.8590	7100.0	85	22813	No
206	GOM_NL__2PRFIN20060711_192853_000000412049_00214_22813_9888.N1	11-JUL-2006 19:28:53	Bright	41.000	25	35Lam Sco	1.6200	28000.	82	22813	No
207	GOM_NL__2PRFIN20060711_193131_000000392049_00214_22813_9889.N1	11-JUL-2006 19:31:31	Bright	38.500	137	22Lam Sgr	2.8240	4400.0	77	22813	No
208	GOM_NL__2PRFIN20060711_193502_000000362049_00214_22813_9890.N1	11-JUL-2006 19:35:02	Bright	36.000	86	35Eta Oph	2.4300	10200.	72	22813	No
209	GOM_NL__2PRFIN20060711_194022_000000362049_00214_22813_9891.N1	11-JUL-2006 19:40:22	Bright	35.500	126	60Bet Oph	2.7700	4250.0	71	22813	No
210	GOM_NL__2PRFIN20060711_194239_000000352049_00214_22813_9892.N1	11-JUL-2006 19:42:39	Bright	35.000	59	55Alp Oph	2.0800	8900.0	70	22813	No
211	GOM_NL__2PRFIN20060711_194824_000000362049_00214_22813_9893.N1	11-JUL-2006 19:48:24	Bright	36.000	133	40Zet Her	2.8070	6000.0	72	22813	No
212	GOM_NL__2PRFIN20060711_195342_000000382049_00214_22813_9894.N1	11-JUL-2006 19:53:42	Bright	37.500	69	33Gam Dra	2.2310	3800.0	75	22813	No
213	GOM_NL__2PRFIN20060711_195640_000000372049_00214_22813_9895.N1	11-JUL-2006 19:56:40	Bright	37.000	119	14Eta Dra	2.7270	4700.0	74	22813	No
214	GOM_NL__2PRFIN20060711_200051_000000522049_00214_22813_9896.N1	11-JUL-2006 20:00:51	Bright	52.000	60	7Bet UMi	2.0810	3950.0	104	22813	No
215	GOM_NL__2PRFIN20060711_200438_000000362049_00214_22813_9897.N1	11-JUL-2006 20:04:38	Bright	35.500	49	1Alp UMi	1.9900	6300.0	71	22813	No
216	GOM_NL__2PRFIN20060711_203200_000000402049_00214_22813_9898.N1	11-JUL-2006 20:32:00	Dark	40.000	7	19Bet Ori	0.10000	14000.	80	22813	No
217	GOM_NL__2PRFIN20060711_203448_000000462049_00214_22813_9899.N1	11-JUL-2006 20:34:48	Dark	45.500	165	34Gam Eri	2.9500	3200.0	91	22813	No
218	GOM_NL__2PRFIN20060711_204337_000000422049_00214_22813_9900.N1	11-JUL-2006 20:43:37	Dark	41.500	157	The1Eri	2.9060	9300.0	83	22813	No
219	GOM_NL__2PRFIN20060711_204949_000000552049_00215_22814_9886.N1	11-JUL-2006 20:49:49	Dark	54.500	9	Alp Eri	0.45300	24000.	109	22814	No

220	GOM_NL__2PRFIN20060711_205342_000000382049_00215_22814_9887.N1	11-JUL-2006 20:53:42	Dark	37.500	135	Bet Hyi	2.8200	5800.0	75	22814	No
221	GOM_NL__2PRFIN20060711_205722_000000352049_00215_22814_9888.N1	11-JUL-2006 20:57:22	Straylight	35.000	148	Alp Tuc	2.8780	4100.0	70	22814	No
222	GOM_NL__2PRFIN20060711_210124_000000372049_00215_22814_9889.N1	11-JUL-2006 21:01:24	Straylight	36.500	45	Alp Pav	1.9400	26000.	73	22814	No
223	GOM_NL__2PRFIN20060711_210749_000000412049_00215_22814_9890.N1	11-JUL-2006 21:07:49	Tw_i_and_stray	40.500	40	The Sco	1.8590	7100.0	81	22814	No
224	GOM_NL__2PRFIN20060711_210929_000000412049_00215_22814_9891.N1	11-JUL-2006 21:09:29	Bright	41.000	25	35Lam Sco	1.6200	28000.	82	22814	No
225	GOM_NL__2PRFIN20060711_211208_000000392049_00215_22814_9892.N1	11-JUL-2006 21:12:08	Bright	39.000	137	22Lam Sgr	2.8240	4400.0	78	22814	No
226	GOM_NL__2PRFIN20060711_211538_000000362049_00215_22814_9893.N1	11-JUL-2006 21:15:38	Bright	36.000	86	35Eta Oph	2.4300	10200.	72	22814	No
227	GOM_NL__2PRFIN20060711_212058_000000362049_00215_22814_9894.N1	11-JUL-2006 21:20:58	Bright	35.500	126	60Bet Oph	2.7700	4250.0	71	22814	No
228	GOM_NL__2PRFIN20060711_212315_000000362049_00215_22814_9895.N1	11-JUL-2006 21:23:15	Bright	36.000	59	55Alp Oph	2.0800	8900.0	72	22814	No
229	GOM_NL__2PRFIN20060711_212900_000000362049_00215_22814_9896.N1	11-JUL-2006 21:29:00	Bright	35.500	133	40Zet Her	2.8070	6000.0	71	22814	No
230	GOM_NL__2PRFIN20060711_213417_000000372049_00215_22814_9897.N1	11-JUL-2006 21:34:17	Bright	37.000	69	33Gam Dra	2.2310	3800.0	74	22814	No
231	GOM_NL__2PRFIN20060711_213716_000000372049_00215_22814_9898.N1	11-JUL-2006 21:37:16	Bright	36.500	119	14Eta Dra	2.7270	4700.0	73	22814	No
232	GOM_NL__2PRFIN20060711_214127_000000352049_00215_22814_9899.N1	11-JUL-2006 21:41:27	Bright	34.500	60	7Bet UMi	2.0810	3950.0	69	22814	No
233	GOM_NL__2PRFIN20060711_214514_000000362049_00215_22814_9900.N1	11-JUL-2006 21:45:14	Bright	35.500	49	1Alp UMi	1.9900	6300.0	71	22814	No
234	GOM_NL__2PRFIN20060711_221236_000000392049_00215_22814_9901.N1	11-JUL-2006 22:12:36	Dark	38.500	7	19Bet Ori	0.10000	14000.	77	22814	No
235	GOM_NL__2PRFIN20060711_221525_000000452049_00215_22814_9902.N1	11-JUL-2006 22:15:25	Dark	44.500	165	34Gam Eri	2.9500	3200.0	89	22814	No
236	GOM_NL__2PRFIN20060711_222414_000000422049_00215_22814_9903.N1	11-JUL-2006 22:24:14	Dark	41.500	157	The1Eri	2.9060	9300.0	83	22814	No
237	GOM_NL__2PRFIN20060711_223025_000000412049_00216_22815_9886.N1	11-JUL-2006 22:30:25	Dark	40.500	9	Alp Eri	0.45300	24000.	81	22815	No
238	GOM_NL__2PRFIN20060711_223418_000000362049_00216_22815_9887.N1	11-JUL-2006 22:34:18	Dark	35.500	135	Bet Hyi	2.8200	5800.0	71	22815	No
239	GOM_NL__2PRFIN20060711_223759_000000352049_00216_22815_9888.N1	11-JUL-2006 22:37:59	Straylight	35.000	148	Alp Tuc	2.8780	4100.0	70	22815	No
240	GOM_NL__2PRFIN20060711_224200_000000402049_00216_22815_9889.N1	11-JUL-2006 22:42:00	Straylight	40.000	45	Alp Pav	1.9400	26000.	80	22815	No
241	GOM_NL__2PRFIN20060711_224825_000000422049_00216_22815_9890.N1	11-JUL-2006 22:48:25	Tw_i_and_stray	41.500	40	The Sco	1.8590	7100.0	83	22815	No
242	GOM_NL__2PRFIN20060711_225005_000000402049_00216_22815_9891.N1	11-JUL-2006 22:50:05	Bright	40.000	25	35Lam Sco	1.6200	28000.	80	22815	No
243	GOM_NL__2PRFIN20060711_225244_000000402049_00216_22815_9892.N1	11-JUL-2006 22:52:44	Bright	39.500	137	22Lam Sgr	2.8240	4400.0	79	22815	No
244	GOM_NL__2PRFIN20060711_225614_000000372049_00216_22815_9893.N1	11-JUL-2006 22:56:14	Bright	36.500	86	35Eta Oph	2.4300	10200.	73	22815	No
245	GOM_NL__2PRFIN20060711_230134_000000362049_00216_22815_9894.N1	11-JUL-2006 23:01:34	Bright	35.500	126	60Bet Oph	2.7700	4250.0	71	22815	No
246	GOM_NL__2PRFIN20060711_230351_000000352049_00216_22815_9895.N1	11-JUL-2006 23:03:51	Bright	35.000	59	55Alp Oph	2.0800	8900.0	70	22815	No
247	GOM_NL__2PRFIN20060711_230937_000000372049_00216_22815_9896.N1	11-JUL-2006 23:09:37	Bright	37.000	133	40Zet Her	2.8070	6000.0	74	22815	No
248	GOM_NL__2PRFIN20060711_231453_000000392049_00216_22815_9897.N1	11-JUL-2006 23:14:53	Bright	38.500	69	33Gam Dra	2.2310	3800.0	77	22815	No
249	GOM_NL__2PRFIN20060711_231752_000000322049_00216_22815_9898.N1	11-JUL-2006 23:17:52	Bright	32.000	119	14Eta Dra	2.7270	4700.0	64	22815	No
250	GOM_NL__2PRFIN20060711_232203_000000522049_00216_22815_9899.N1	11-JUL-2006 23:22:03	Bright	52.000	60	7Bet UMi	2.0810	3950.0	104	22815	No
251	GOM_NL__2PRFIN20060711_232550_000000352049_00216_22815_9900.N1	11-JUL-2006 23:25:50	Bright	34.500	49	1Alp UMi	1.9900	6300.0	69	22815	No
252	GOM_NL__2PRFIN20060711_235312_000000372049_00216_22815_9901.N1	11-JUL-2006 23:53:12	Dark	37.000	7	19Bet Ori	0.10000	14000.	74	22815	No
253	GOM_NL__2PRFIN20060711_235601_000000412049_00216_22815_9902.N1	11-JUL-2006 23:56:01	Dark	40.500	165	34Gam Eri	2.9500	3200.0	81	22815	No

3. Quality information per product

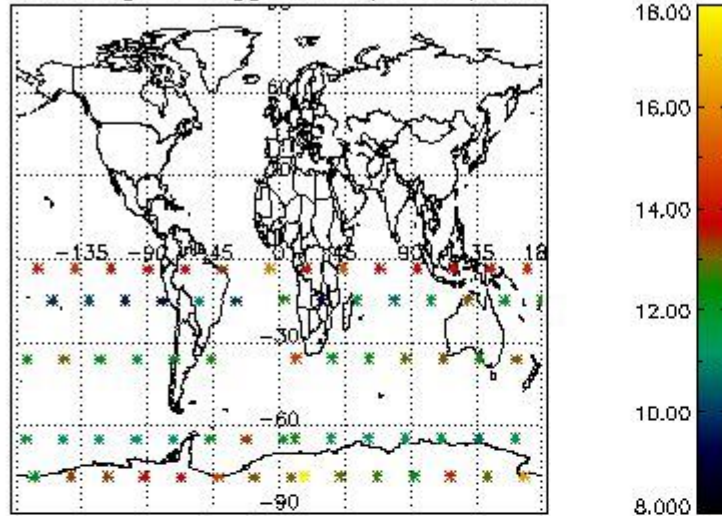
In this section it is plotted some information contained in the Quality Summary data set of the level 2 products. Only products in dark limb conditions and without errors (error flag in the MPH set to "0") are used.

3.1 Plot quality information per product (time dependant)

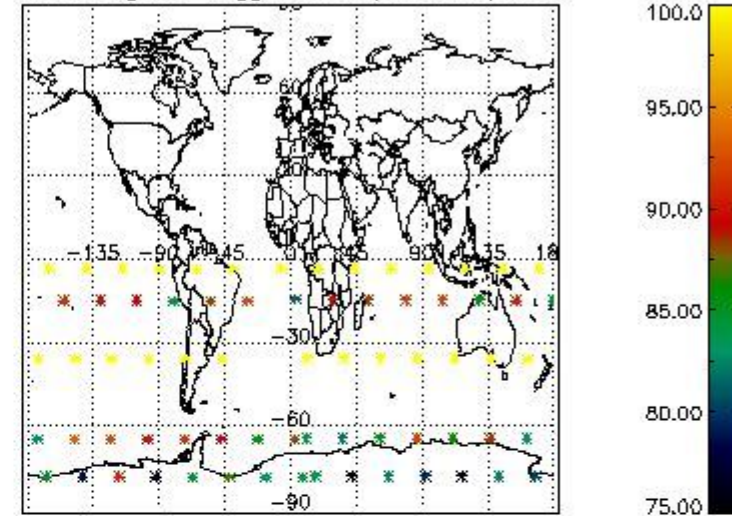


3.2 Plot quality information per product (world map)

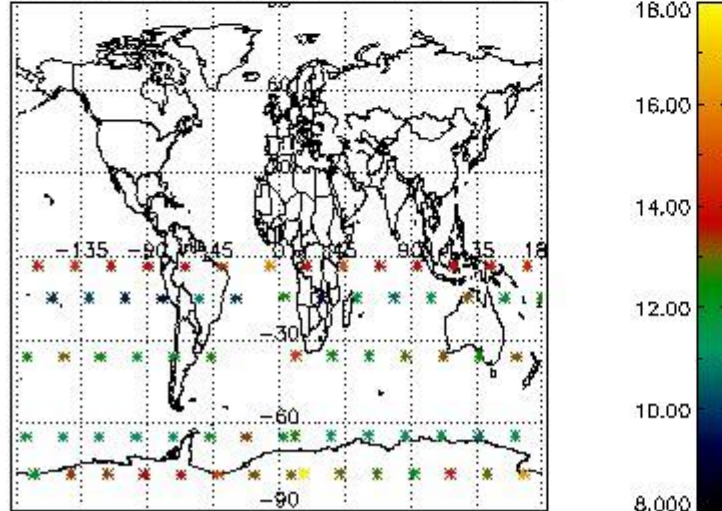
Percentage of flagged data per O3 profile



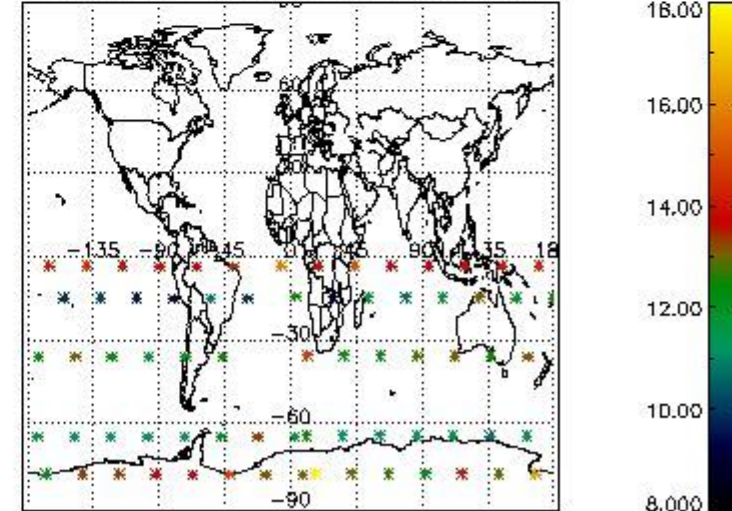
Percentage of flagged data per H2O profile



Percentage of flagged data per NO2 profile



Percentage of flagged data per NO3 profile

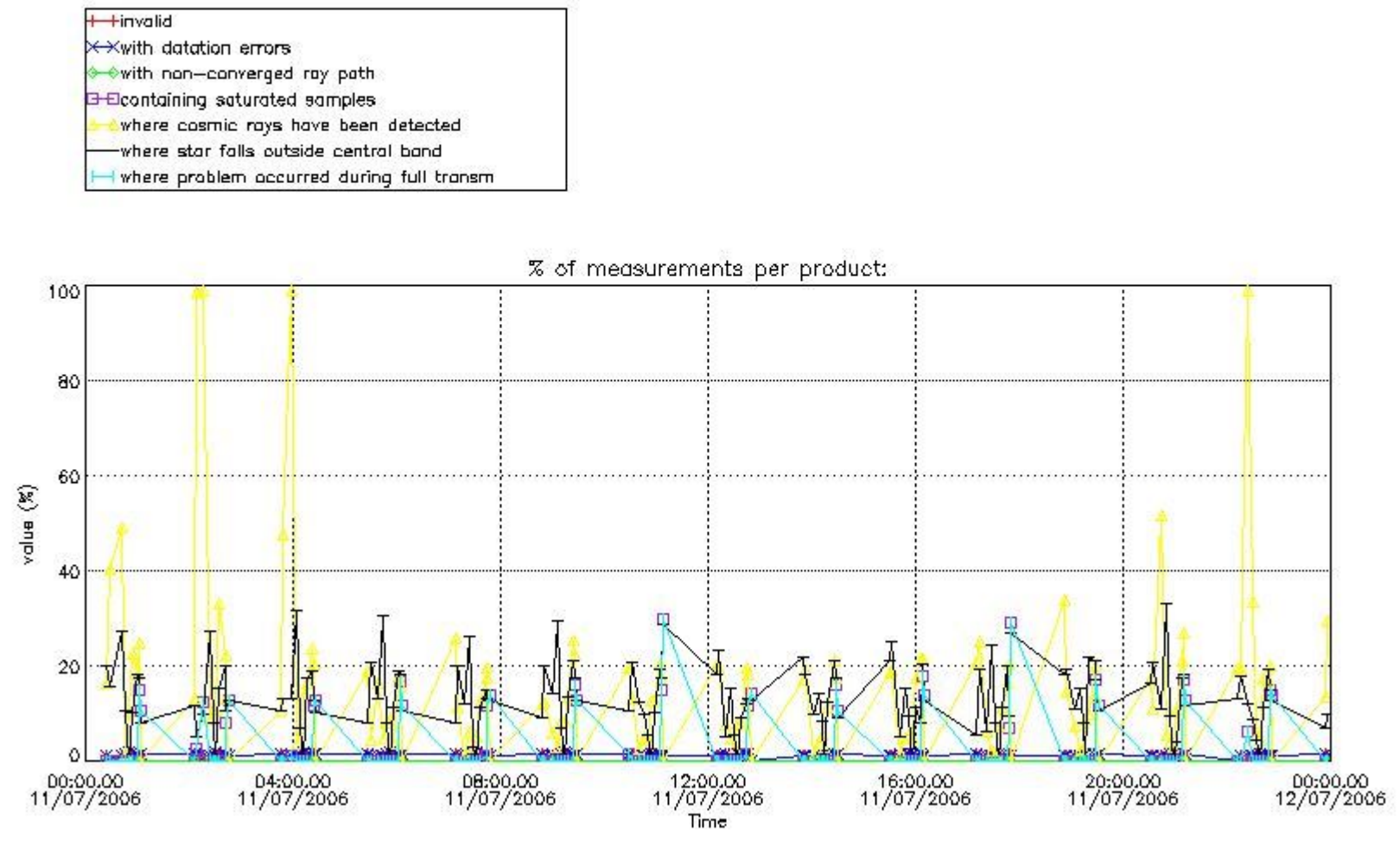


4. Level 1 quality information per product

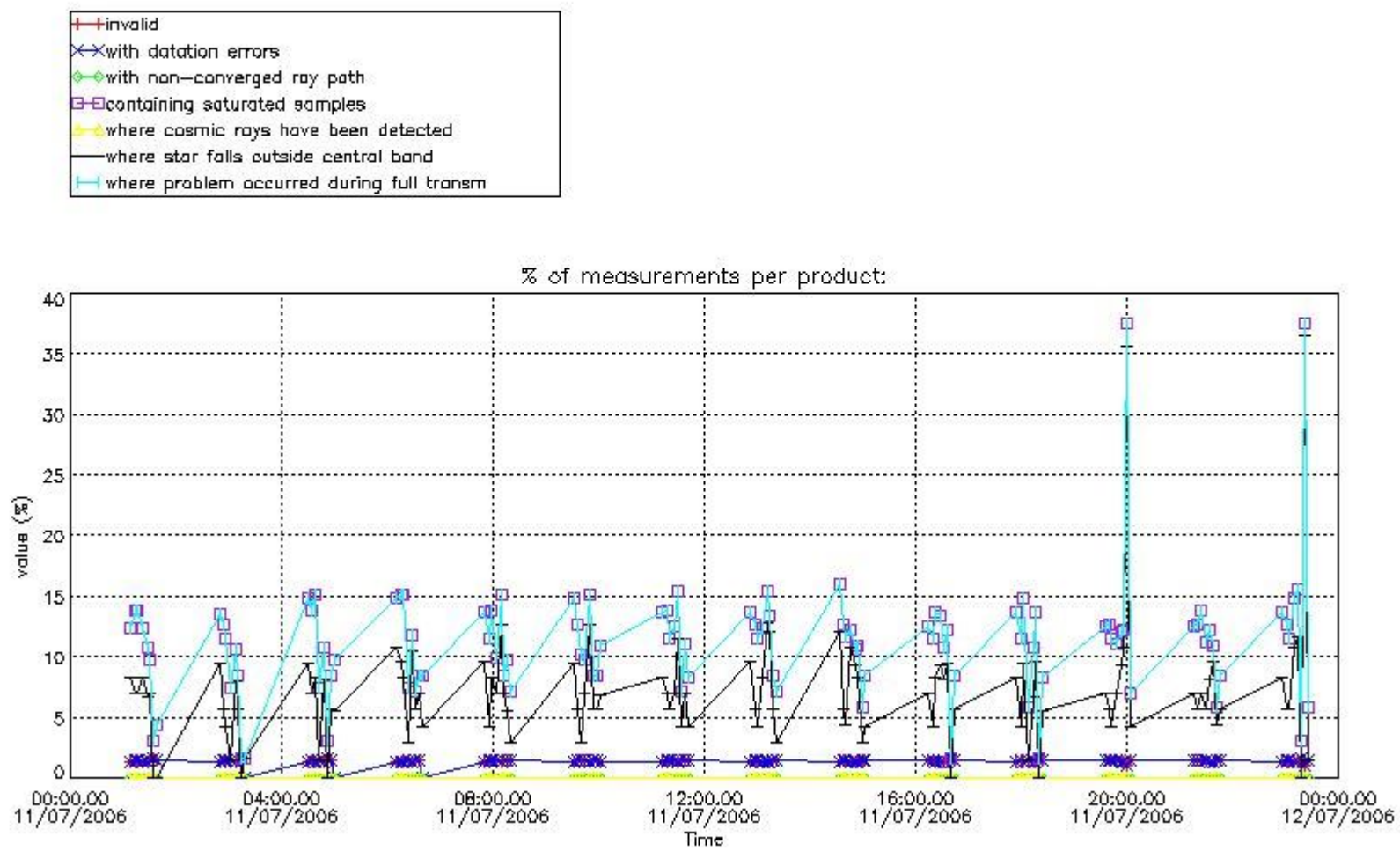
In this section it is plotted some information contained in the Quality Summary data set of the level 2 products that comes from the level 1b processing. Products without errors (error flag in the MPH set to "0") are used.

4.1 Plot quality information per product (time dependant) coming from level 1b processing

4.1.1 Plot level 1 quality information per product (time dependant): ENVISAT ASCENDING passes



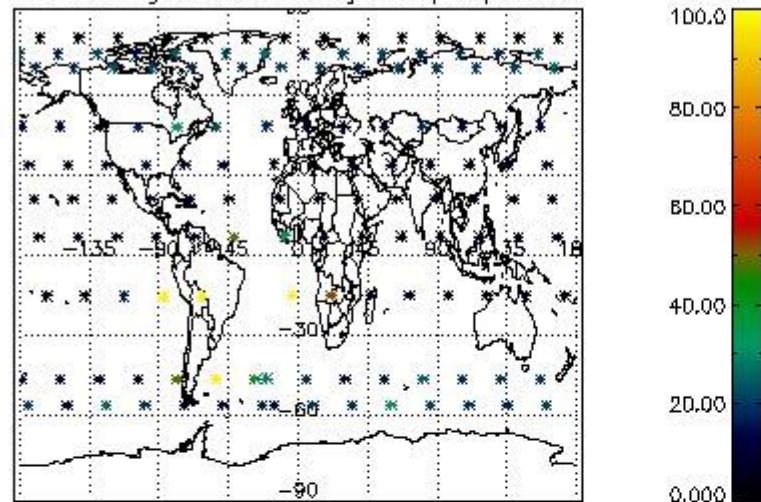
4.1.2 Plot level 1 quality information per product (time dependant): ENVISAT DESCENDING passes



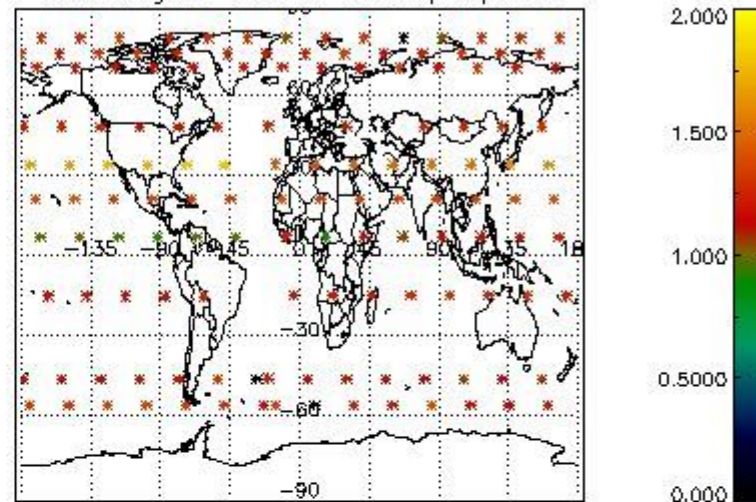
4.2 Plot quality information per product coming from level 1b processing (world map)

4.2.1 Plot level 1 quality information per product (world map): ENVISAT ASCENDING passes

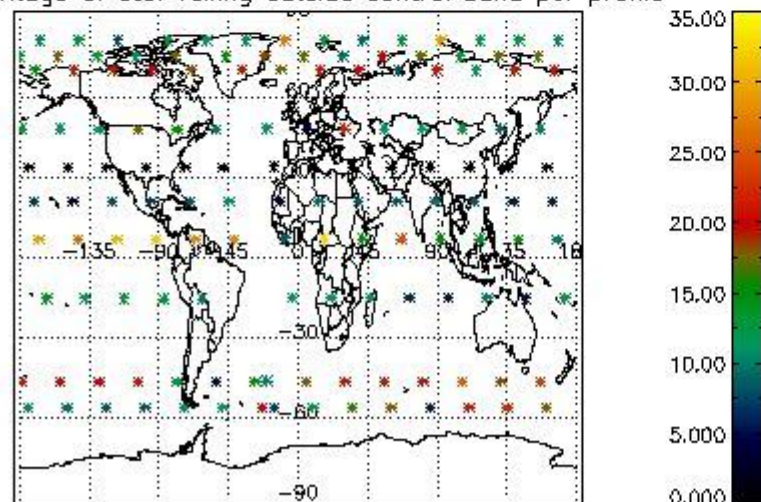
Percentage of cosmic ray hits per profile



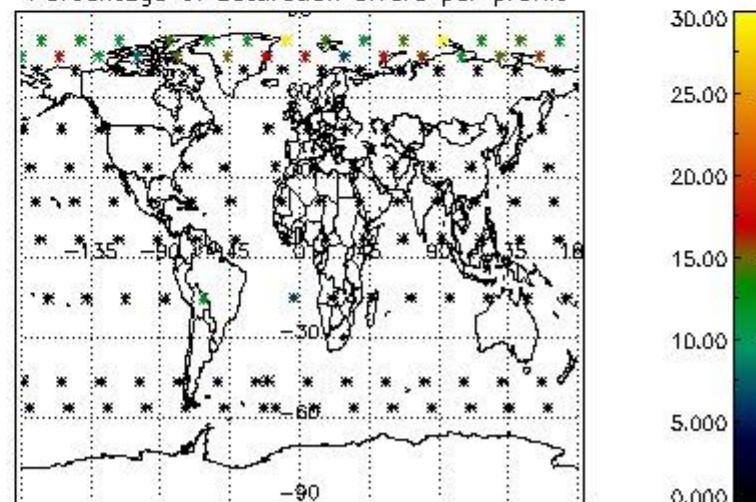
Percentage of datation errors per profile



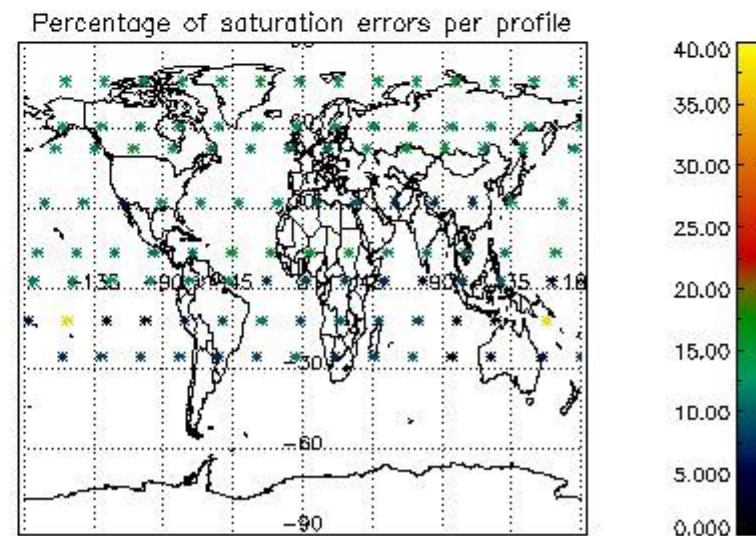
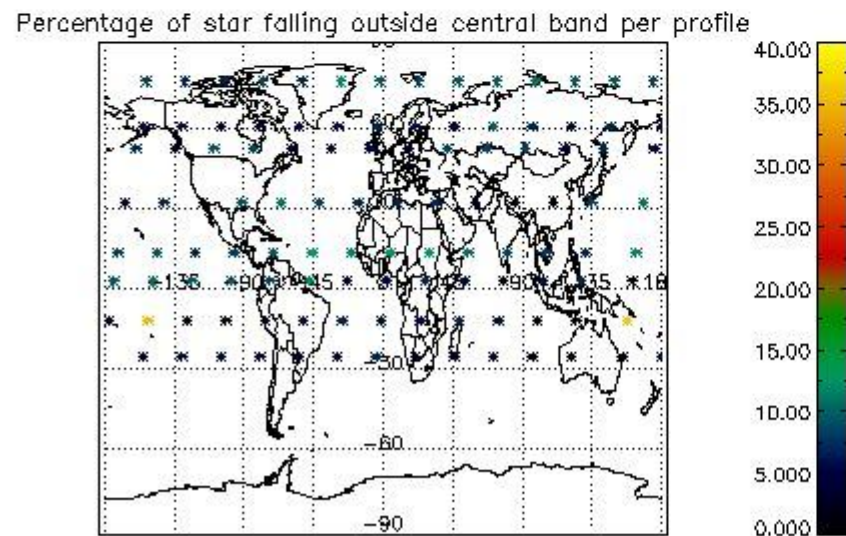
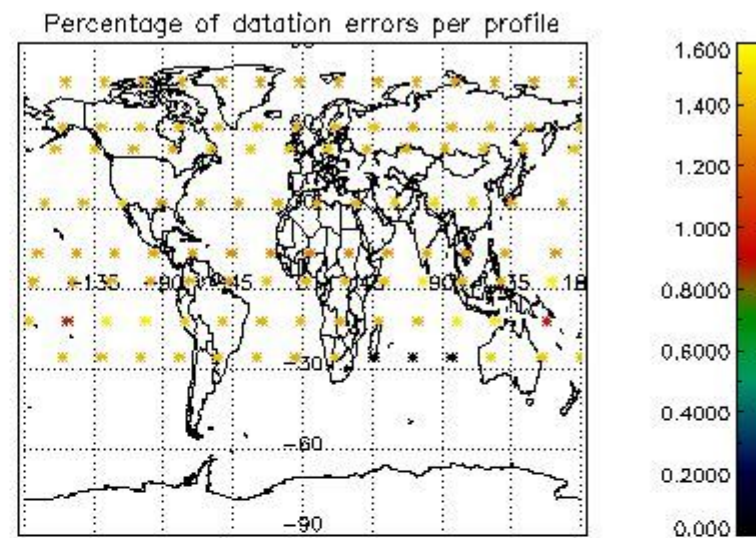
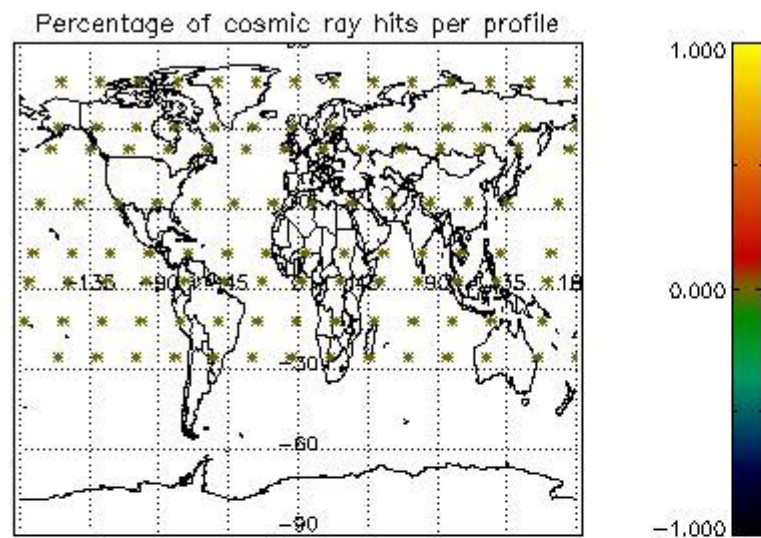
Percentage of star falling outside central band per profile



Percentage of saturation errors per profile



4.2.2 Plot level 1 quality information per product (world map): ENVISAT DESCENDING passes



5. Trace gas profiles

5.1 Ozone statistics based on quality of products

The final quality of the products can be "measured" using the STD (Standard Deviation) attached to every point profile. This information is written to the parameter GOM_NL__2P/NL_LOCAL_SPECIES_DENSITY/o3_std of the level 2 products. The table below shows the statistics for given STD ranges.

The statistics are given with respect to the overall valid production:

- Products without fatal errors: GOM_NL__2P/MPH/PRODUCT_ERR=0
- Valid point profile: GOM_NL__2P/NL_LOCAL_SPECIES_DENSITY/pcd(0)=0

The 'Criteria' is applied to valid points of dark limb products:

- Products in dark limb illumination condition: GOM_NL__2P/NL_SUMMARY_QUALITY/obs_ill_cond=0
- Products without fatal errors: GOM_NL__2P/MPH/PRODUCT_ERR=0
- Valid point profile: GOM_NL__2P/NL_LOCAL_SPECIES_DENSITY/pcd(0)=0

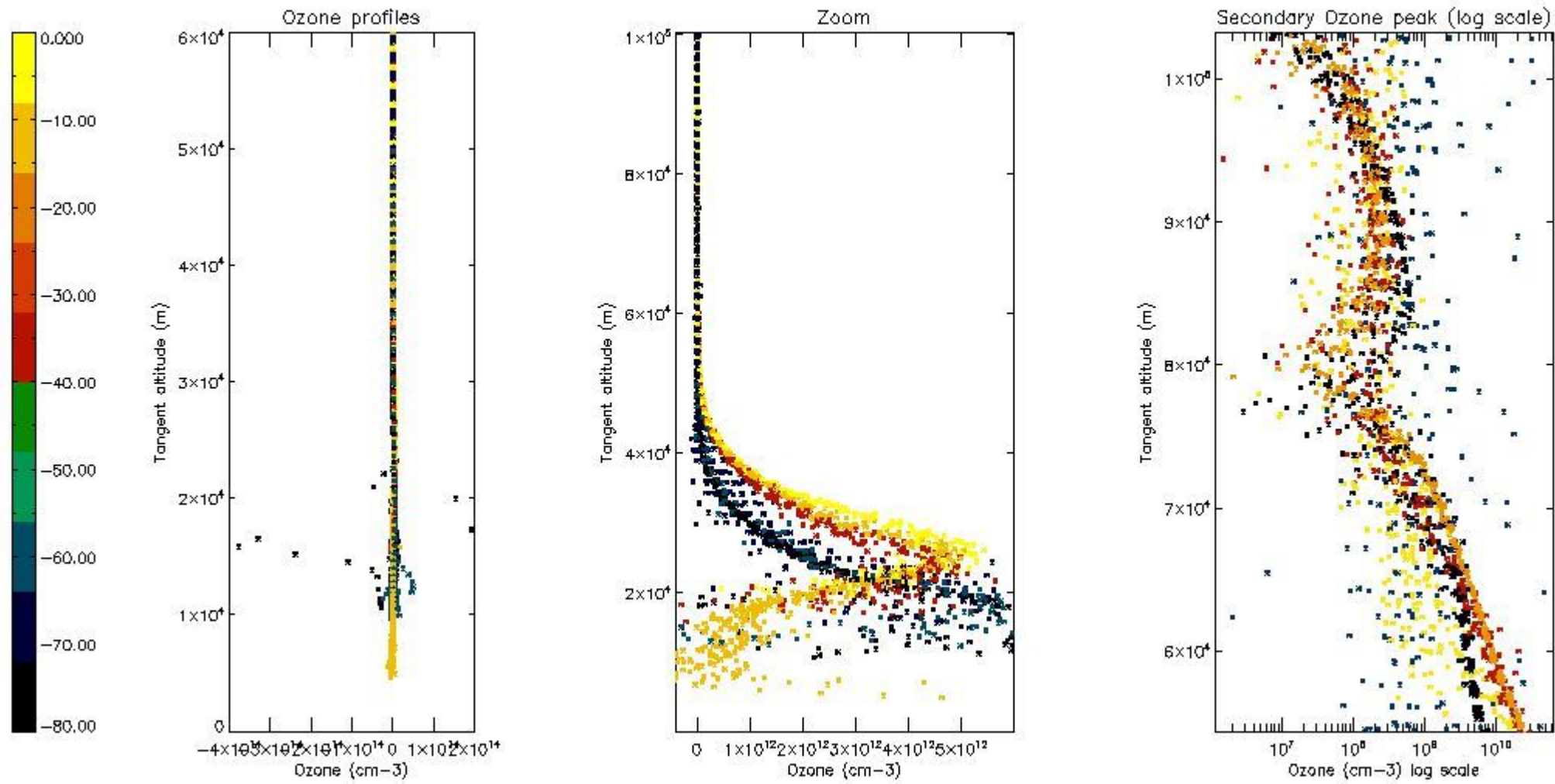
So, the table below shows the percentage of dark limb and valid observations for each criteria with respect to the overall valid daily observations.

Criteria	% of total production
All STD	31
STD < 20	16

STD < 10	12
STD < 5	8

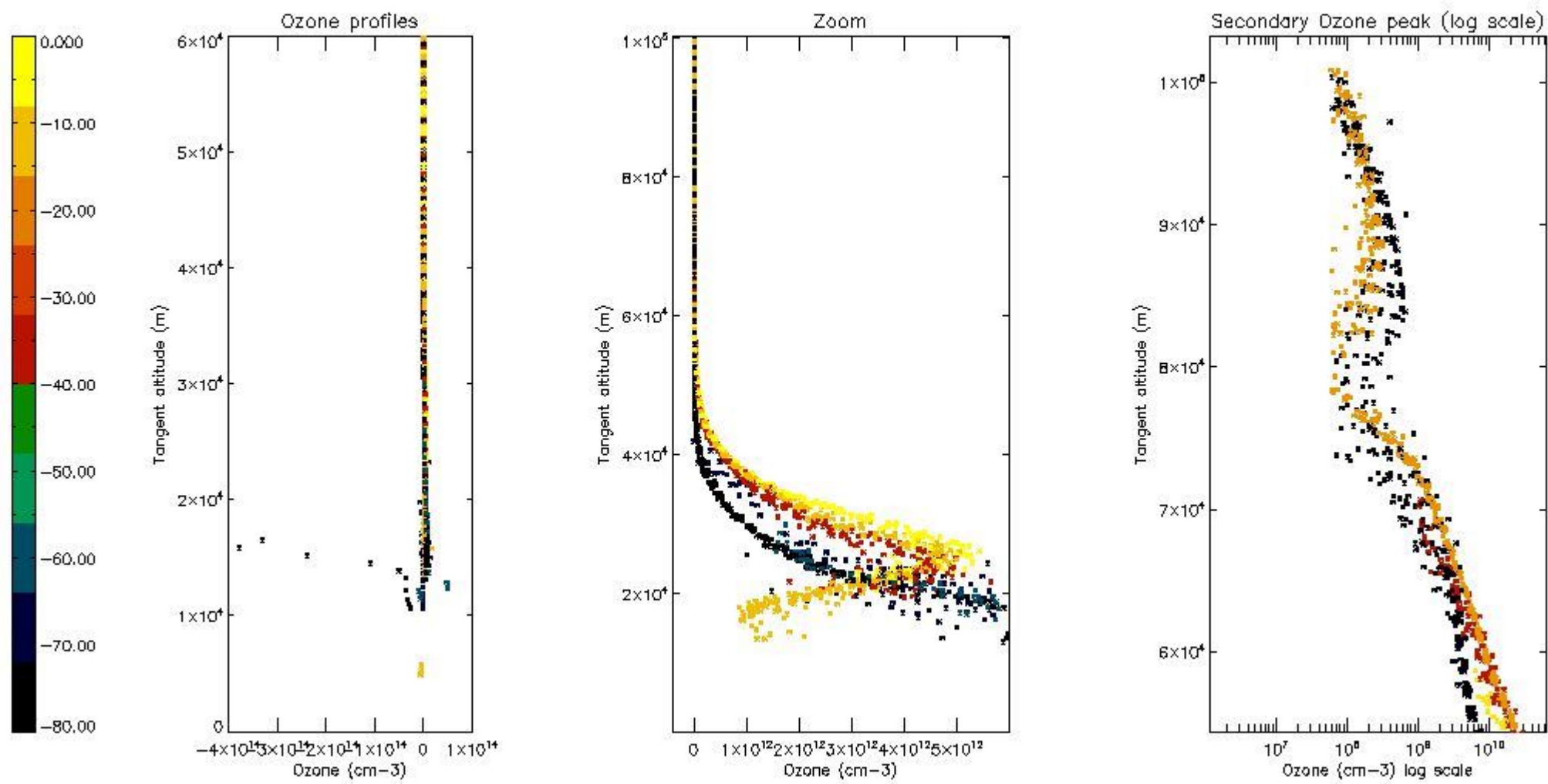
5.2 Plot ozone profiles for all STD (dark without errors)

The colorbar represents the latitude.



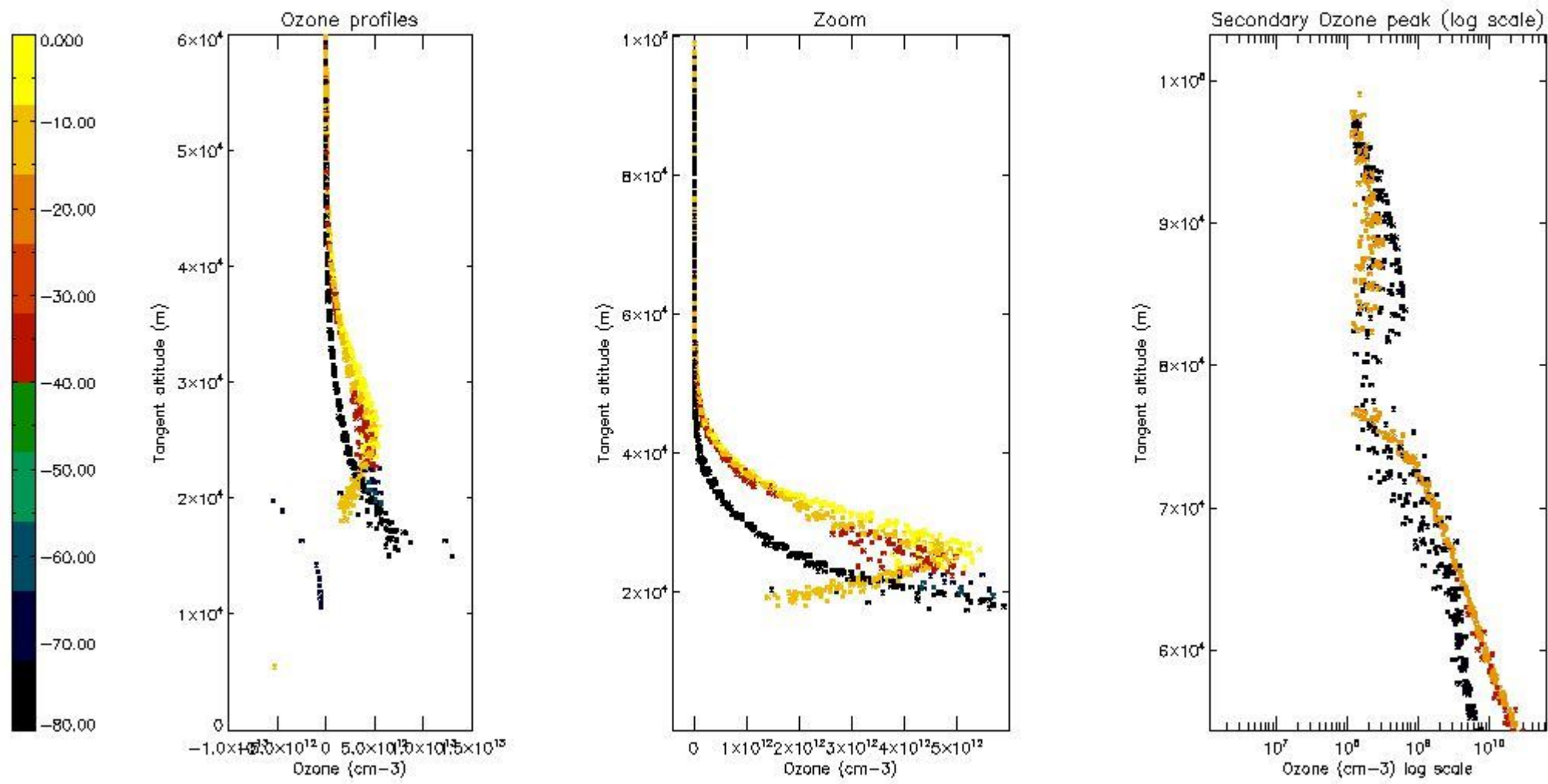
5.3 Plot ozone profiles where STD < 20% (dark without errors)

The colorbar represents the latitude.



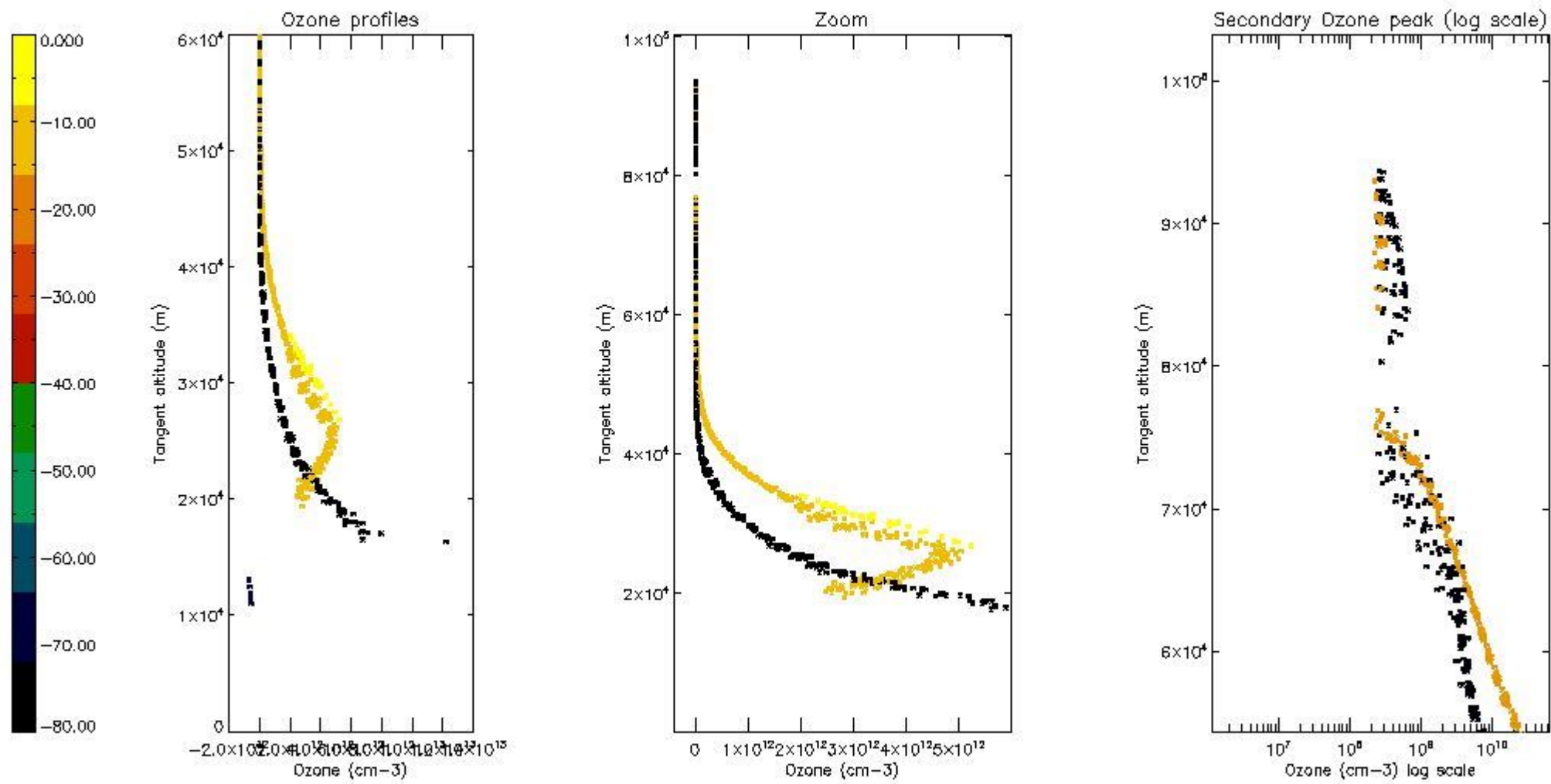
5.4 Plot ozone profiles where $STD < 10\%$ (dark without errors)

The colorbar represents the latitude.



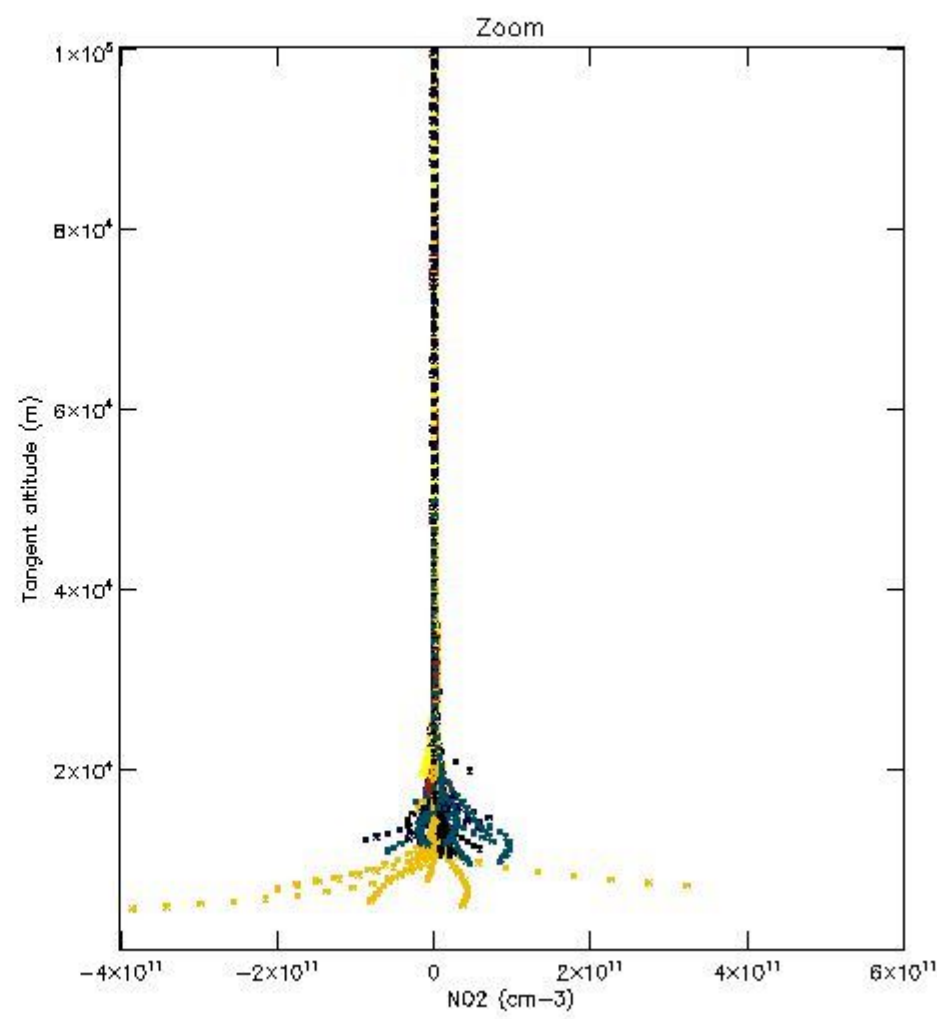
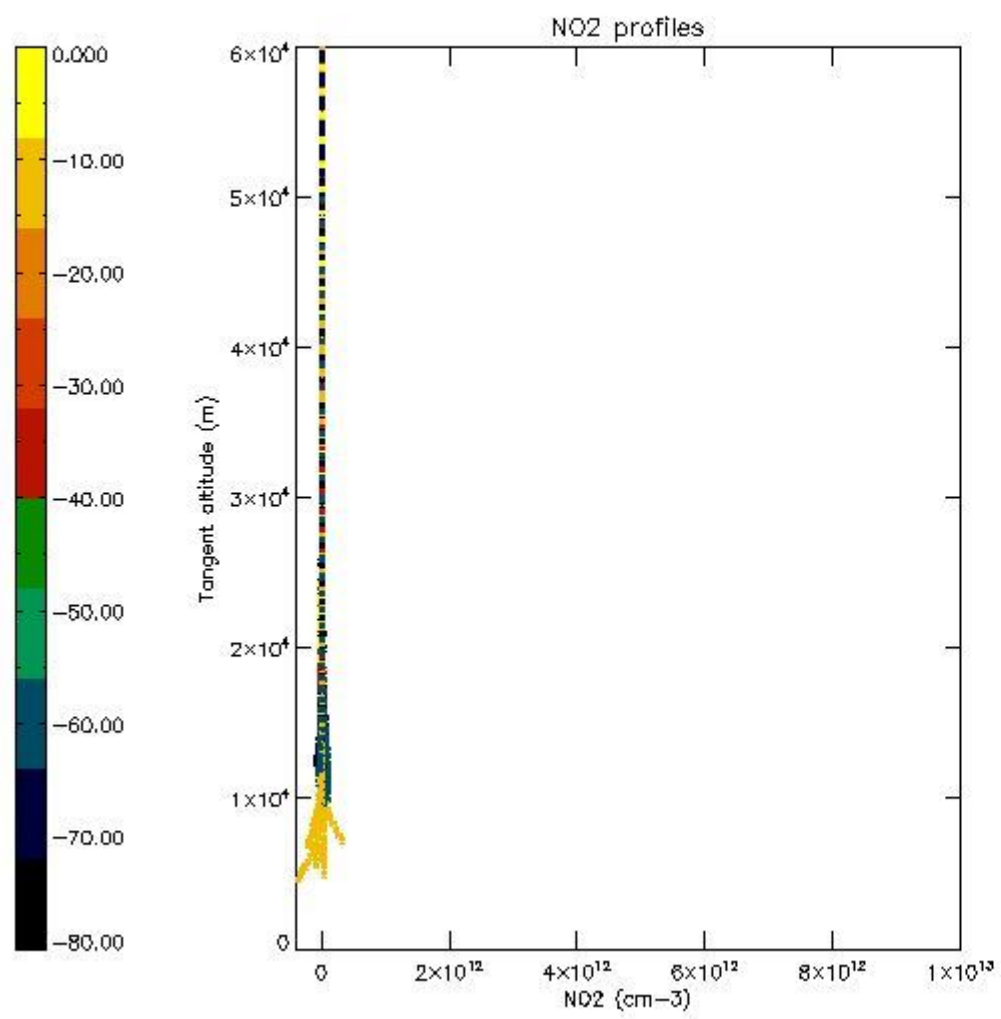
5.5 Plot ozone profiles where $STD < 5\%$ (dark without errors)

The colorbar represents the latitude.



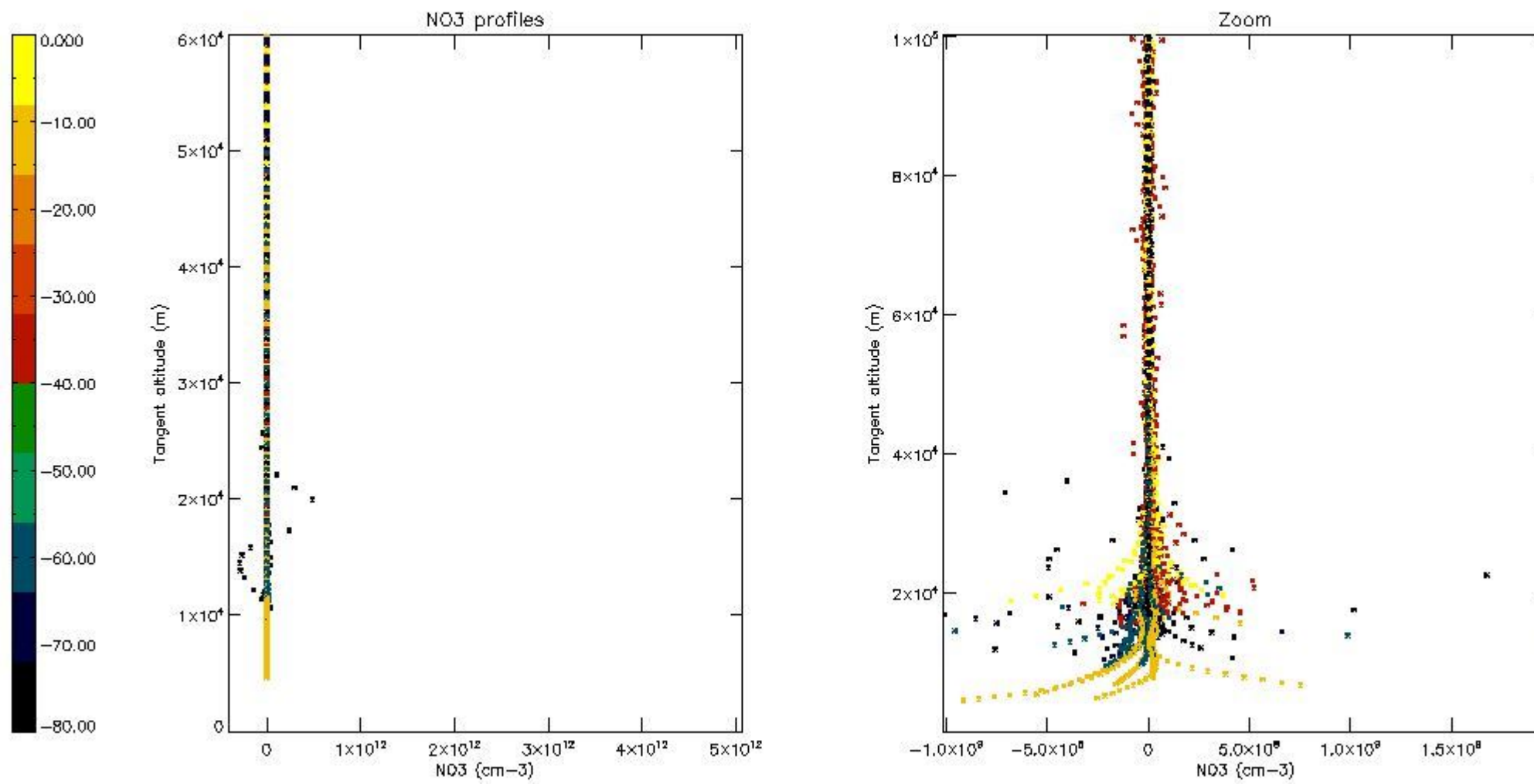
5.6 Plot NO₂ profiles for all STD (dark without errors)

The colorbar represents the latitude.



5.7 Plot NO3 profiles for all STD (dark without errors)

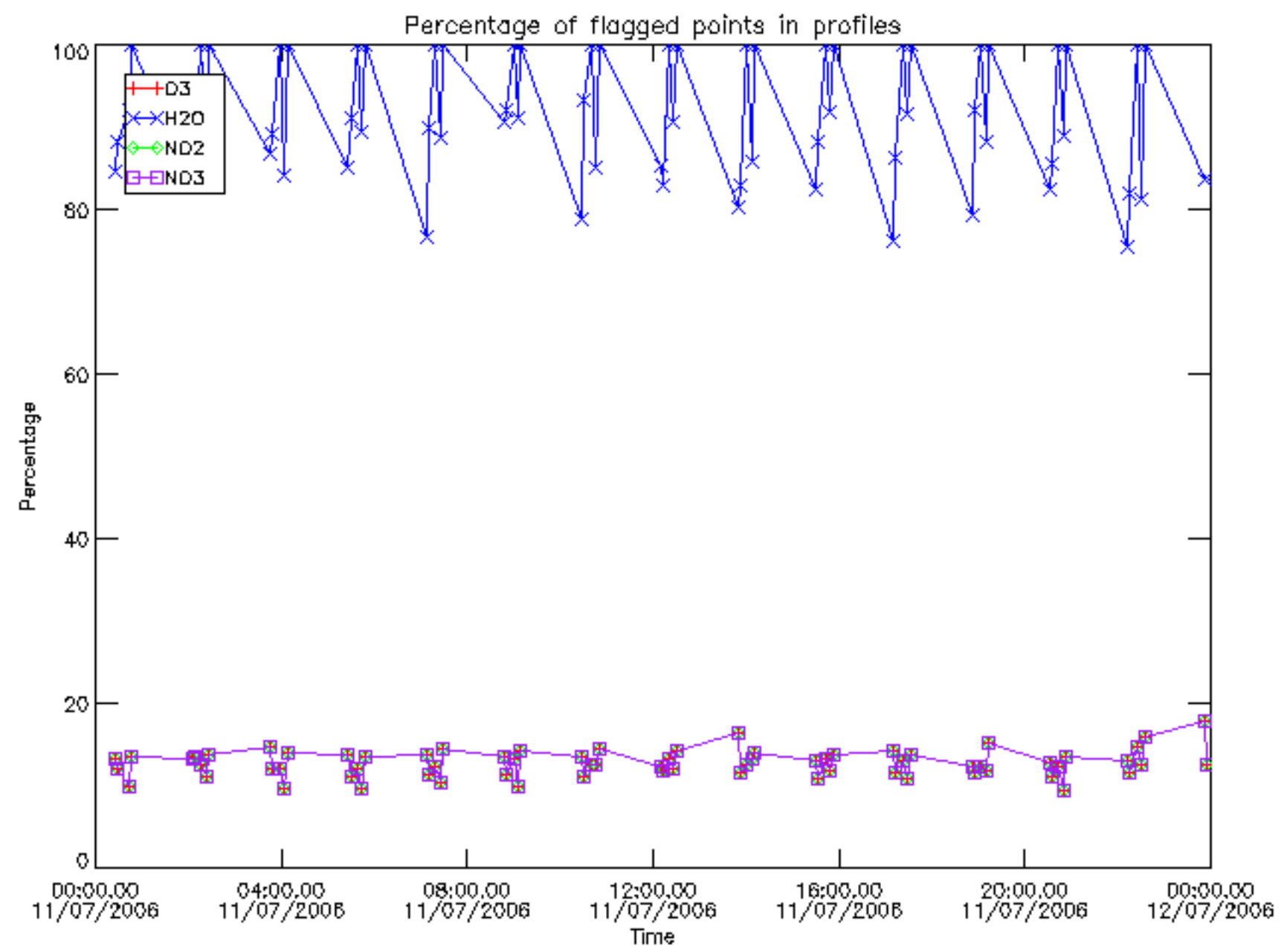
The colorbar represents the latitude.



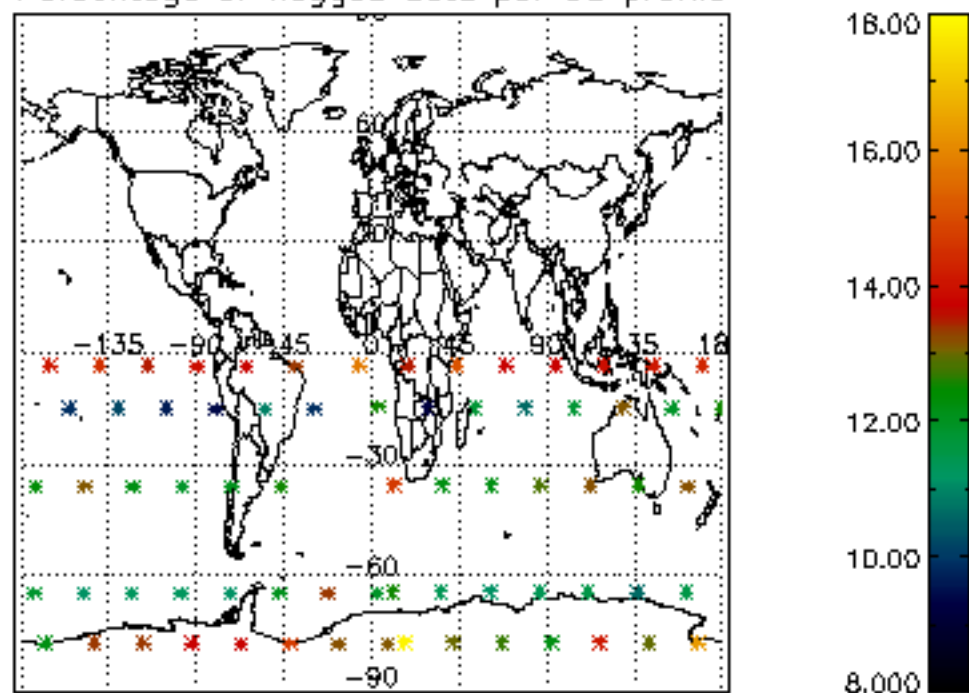
6. Auxiliary Data Files used for the production reported in section 2

The number reported in the third column indicates since which file (see list in section 2) the corresponding auxiliary file has been used. The fourth column is the date of those product files.

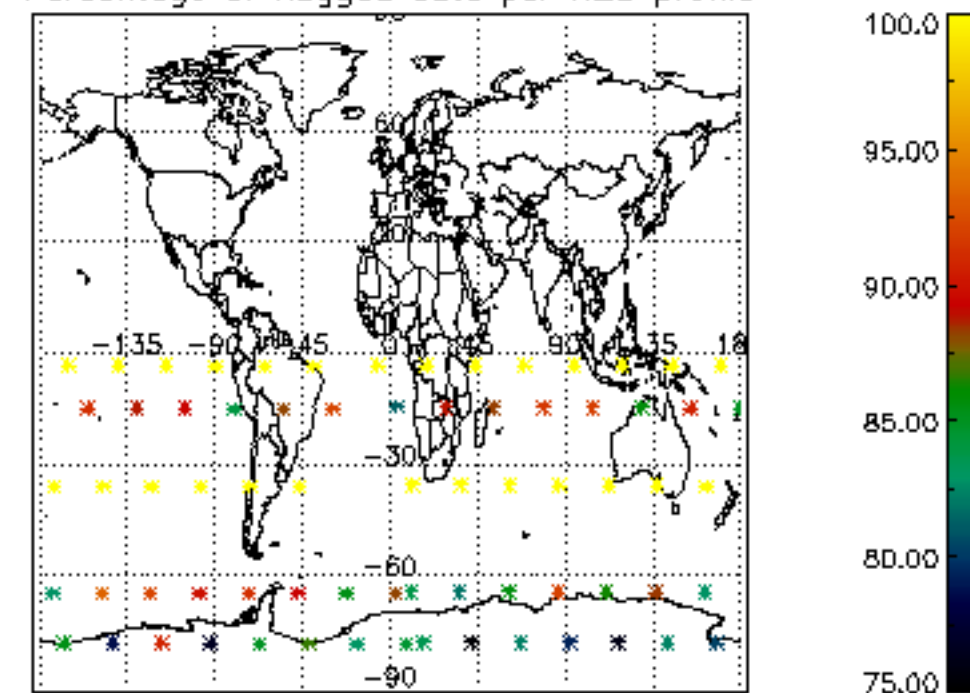
Type	Auxiliary Filename	Used since product	Used since product date
INST_PHYS_CHARACTERISTICS	GOM_INS_AXVIEC20091111_143220_20030716_120000_20500101_000000	1	11-JUL-2006 00:24:47
LEVEL-2_PROC_CONFIG	GOM_PR2_AXVIEC20091111_152718_20020301_000000_20500101_000000	1	11-JUL-2006 00:24:47
CROSS_SECTIONS_FILE	GOM_CRS_AXVIEC20091111_154832_20020301_000000_20500101_000000	1	11-JUL-2006 00:24:47



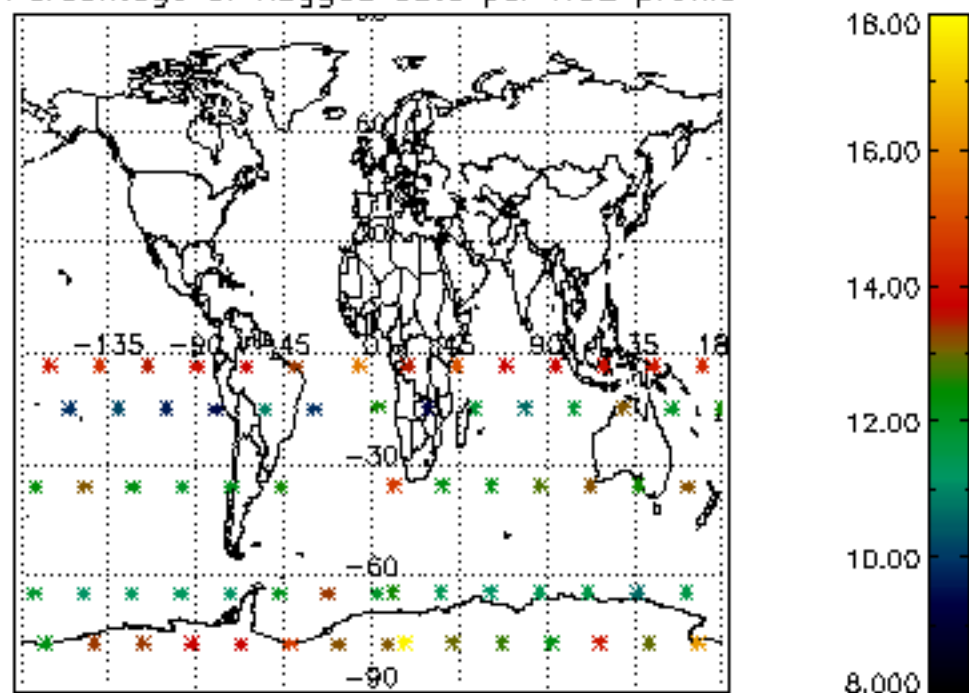
Percentage of flagged data per D3 profile



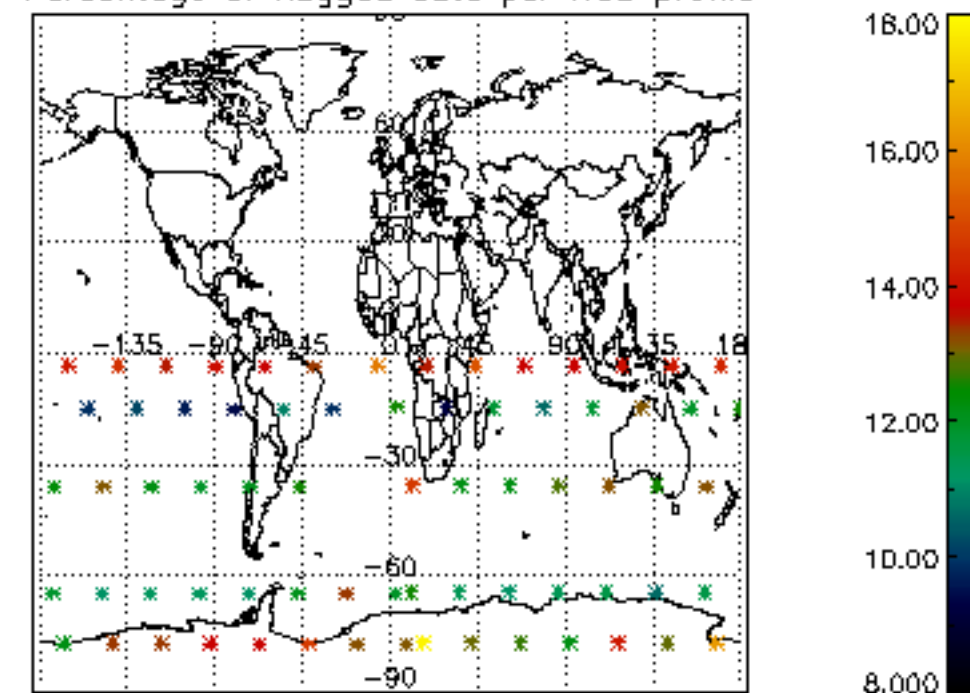
Percentage of flagged data per H2O profile

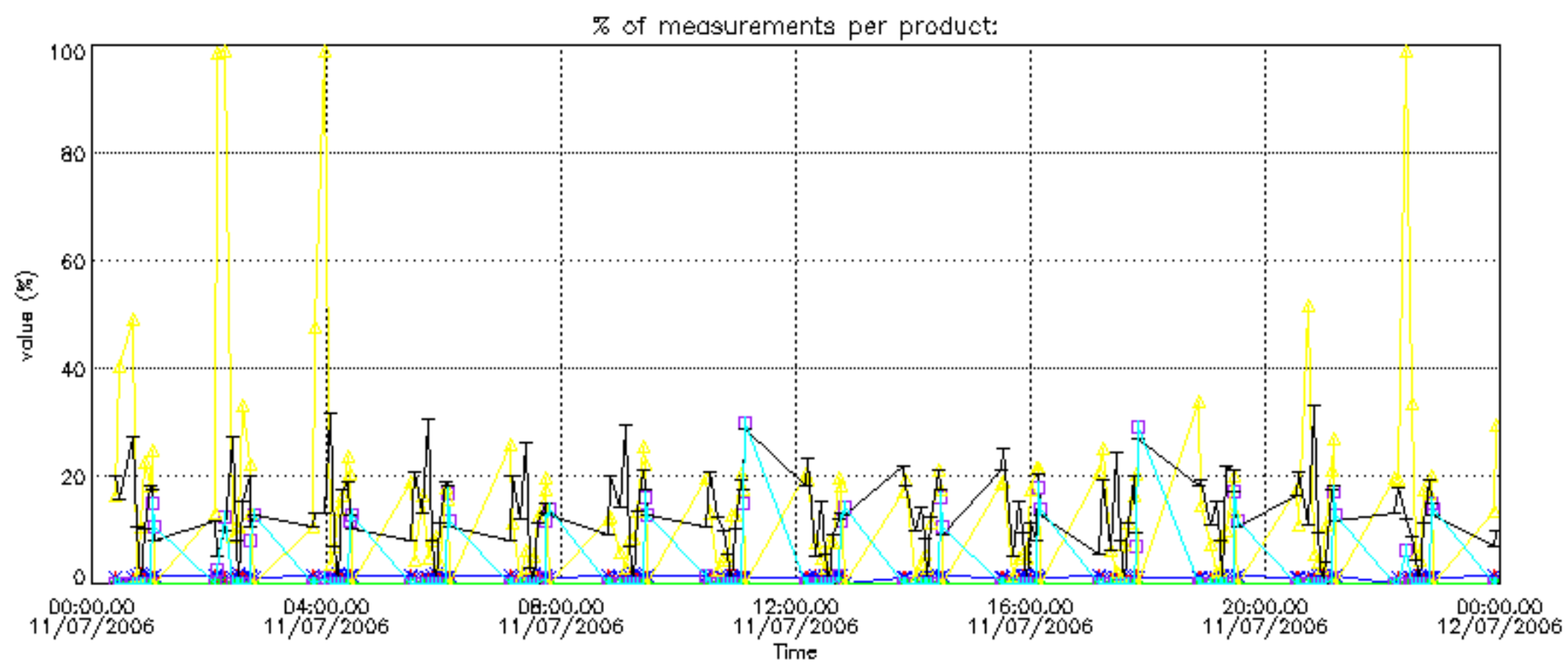


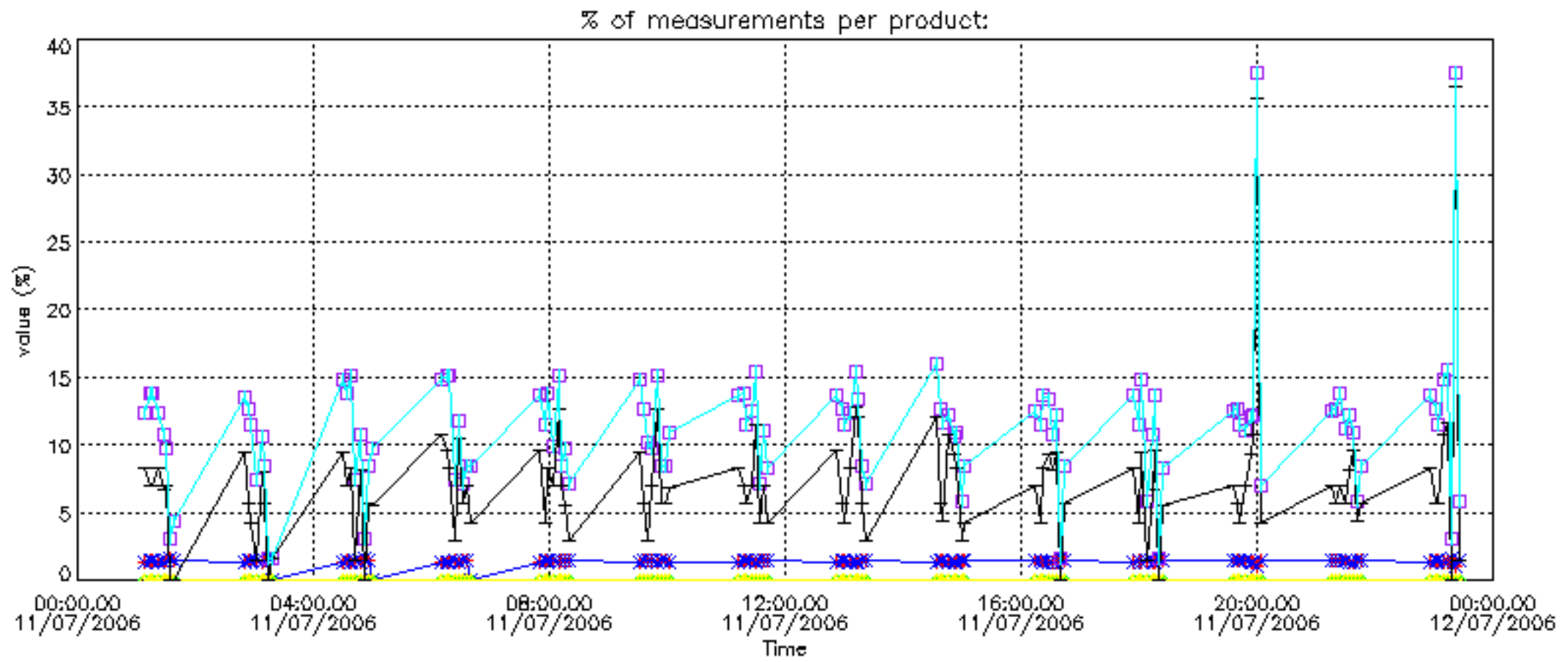
Percentage of flagged data per NO2 profile



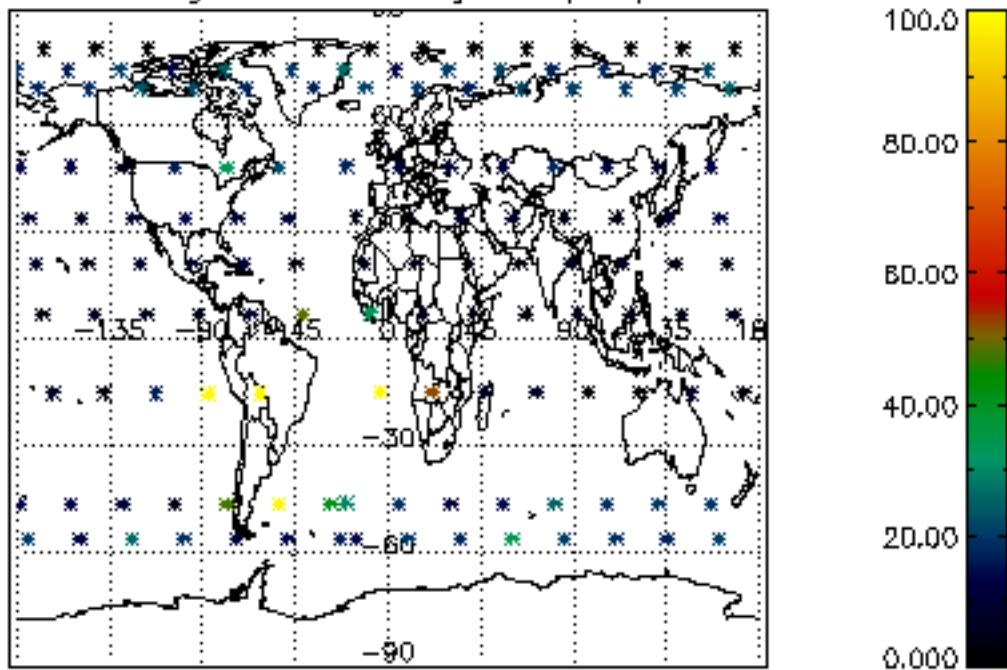
Percentage of flagged data per NO3 profile



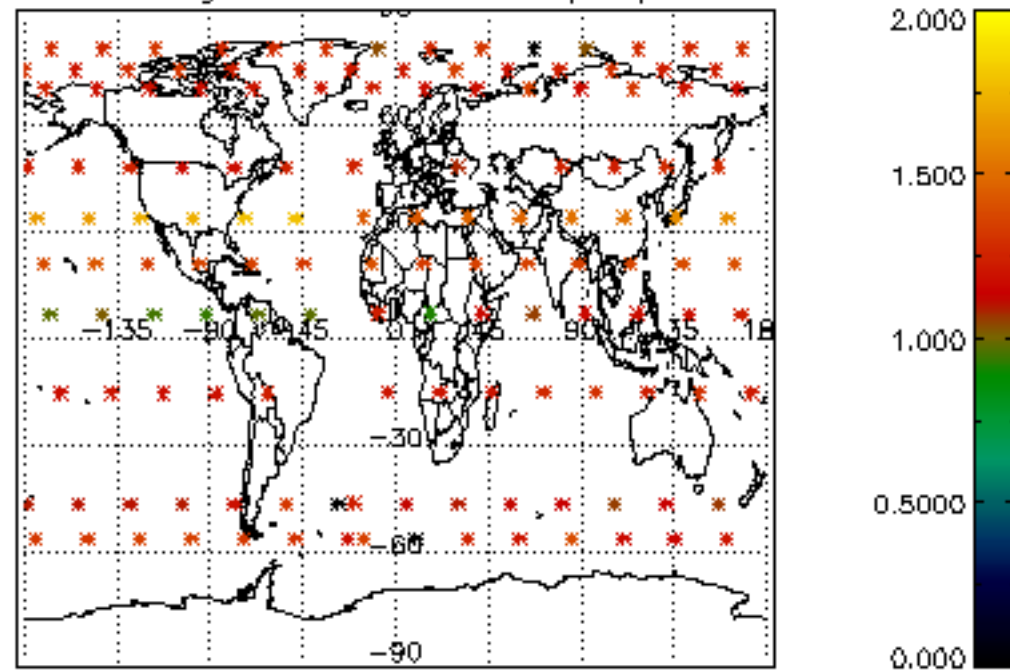




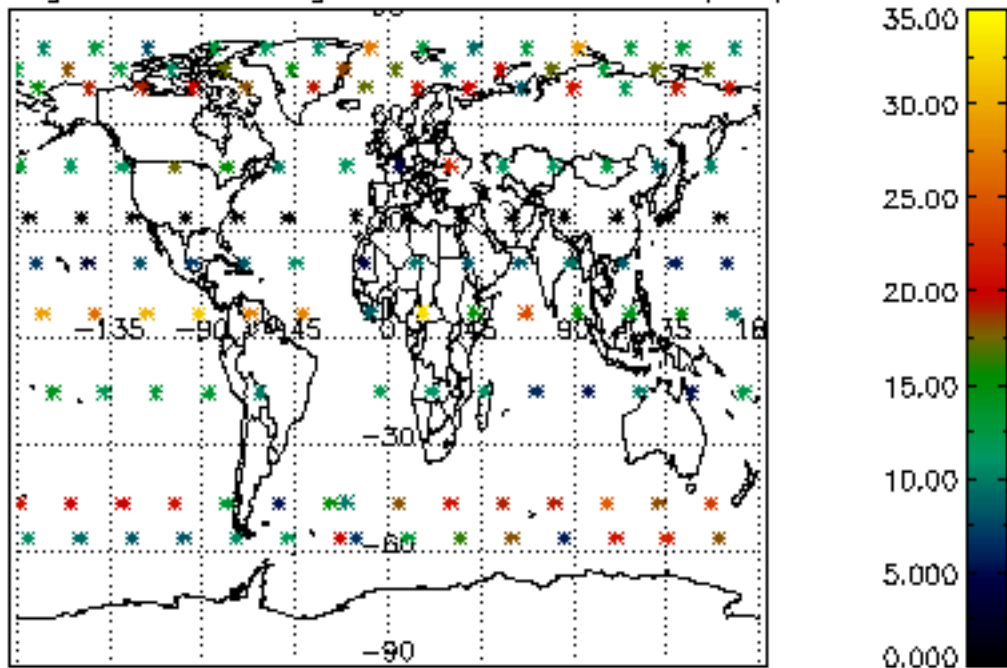
Percentage of cosmic ray hits per profile



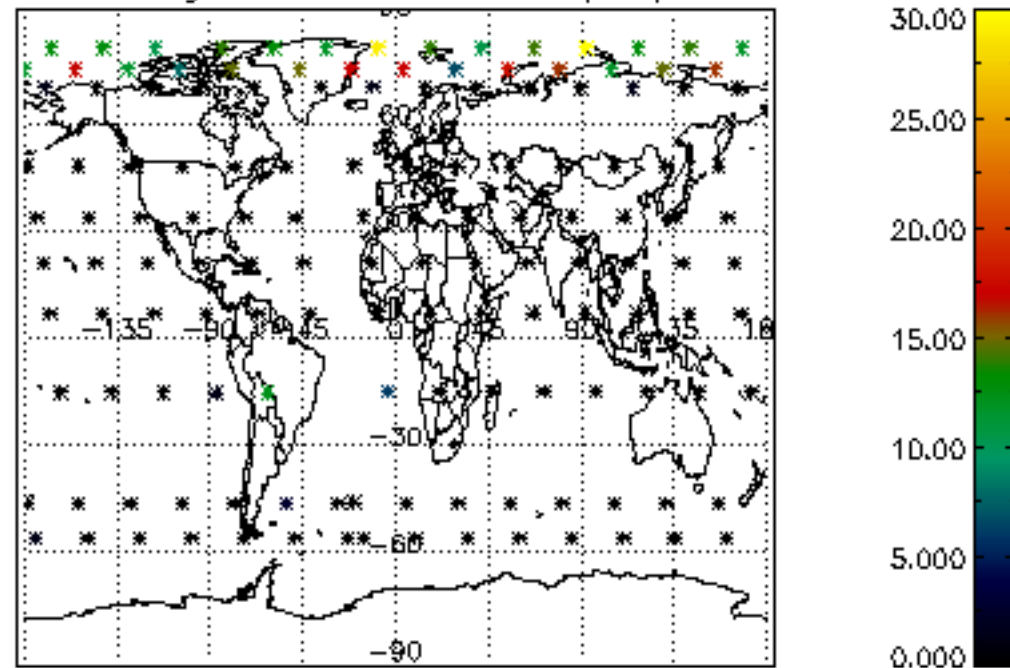
Percentage of datation errors per profile



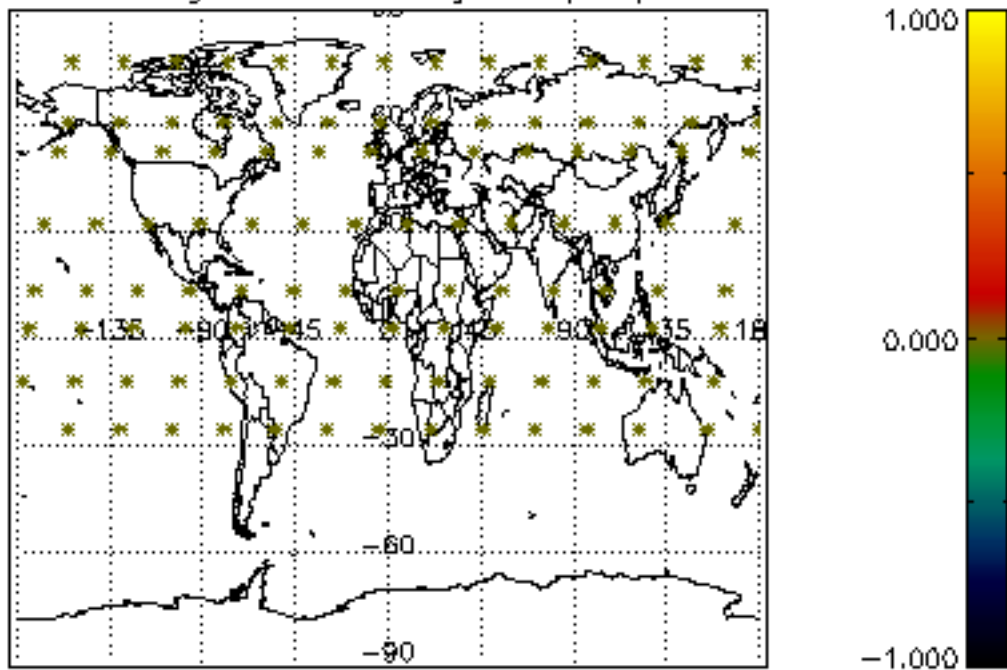
Percentage of star falling outside central band per profile



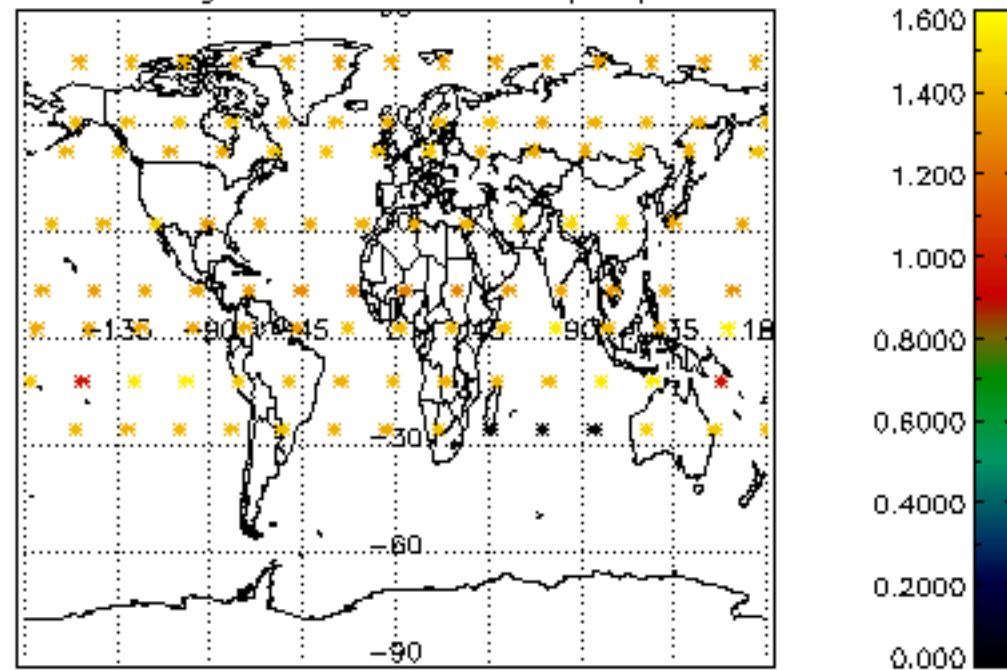
Percentage of saturation errors per profile



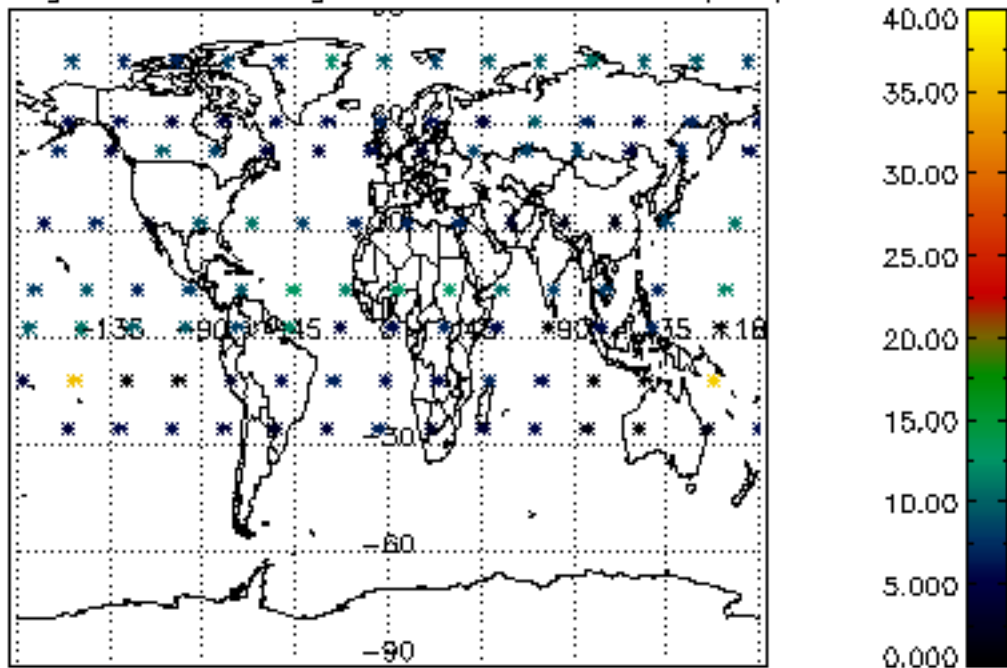
Percentage of cosmic ray hits per profile



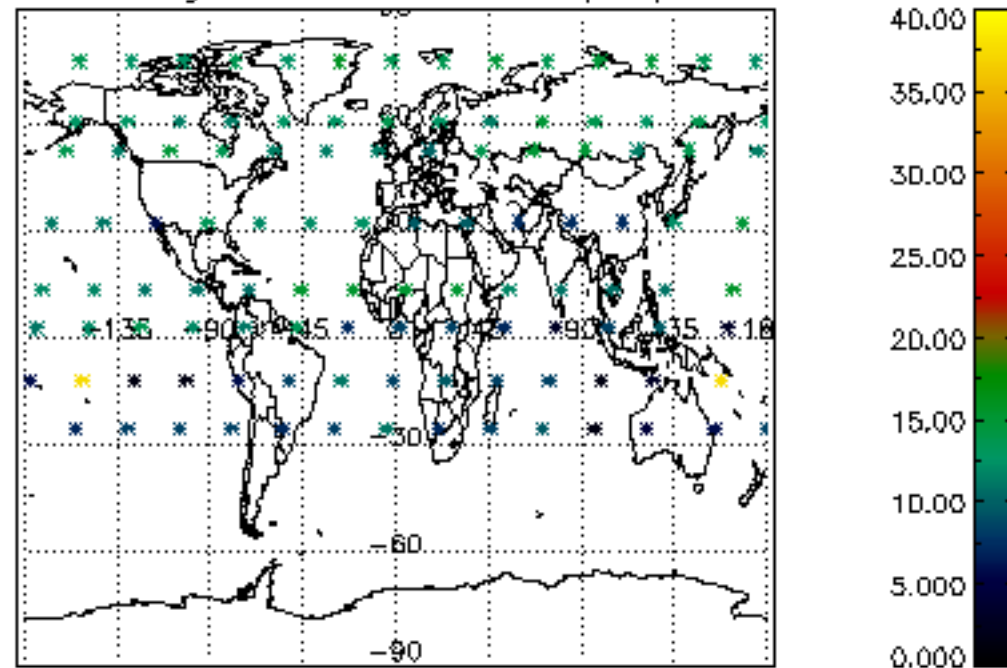
Percentage of datation errors per profile

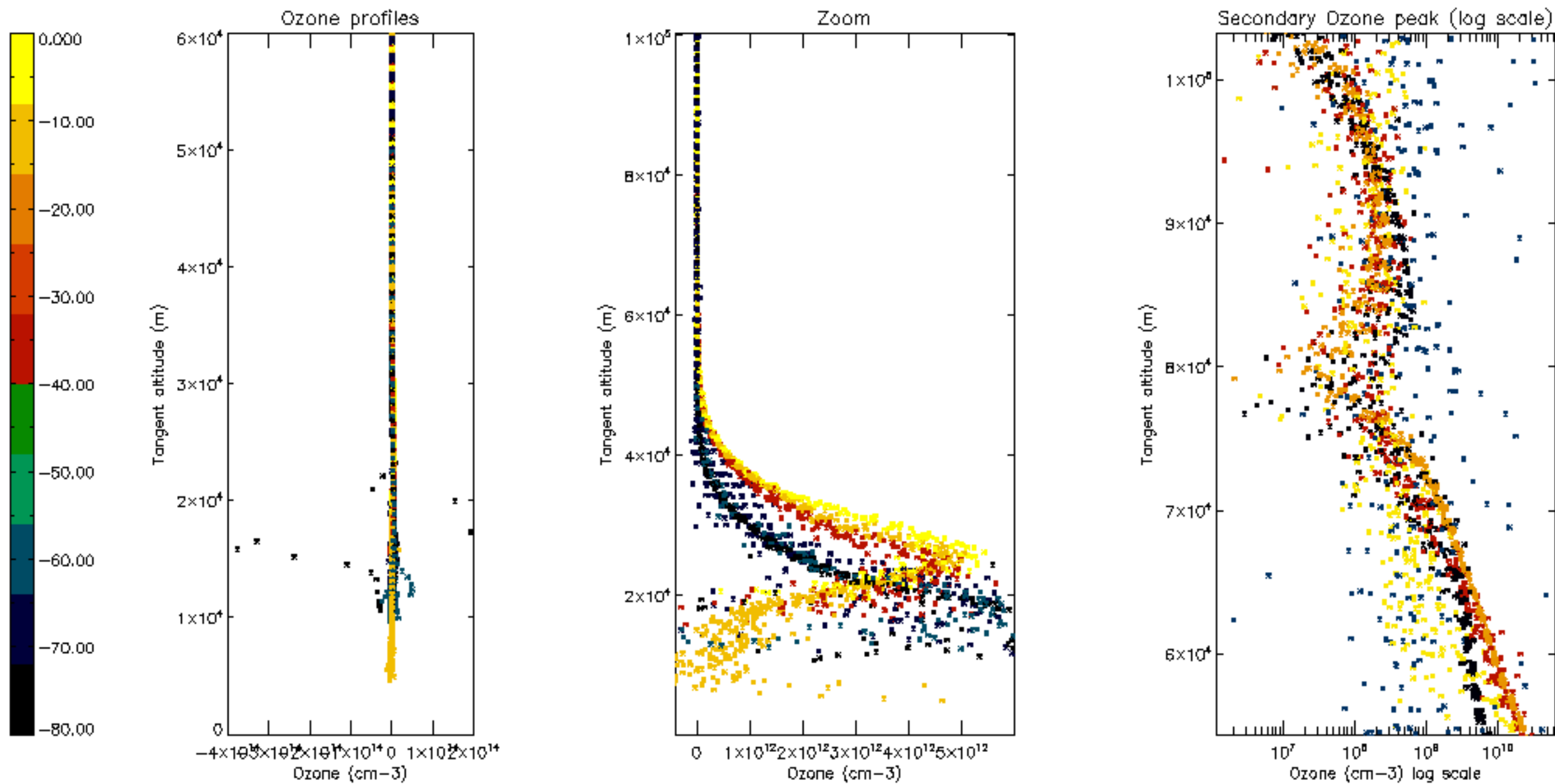


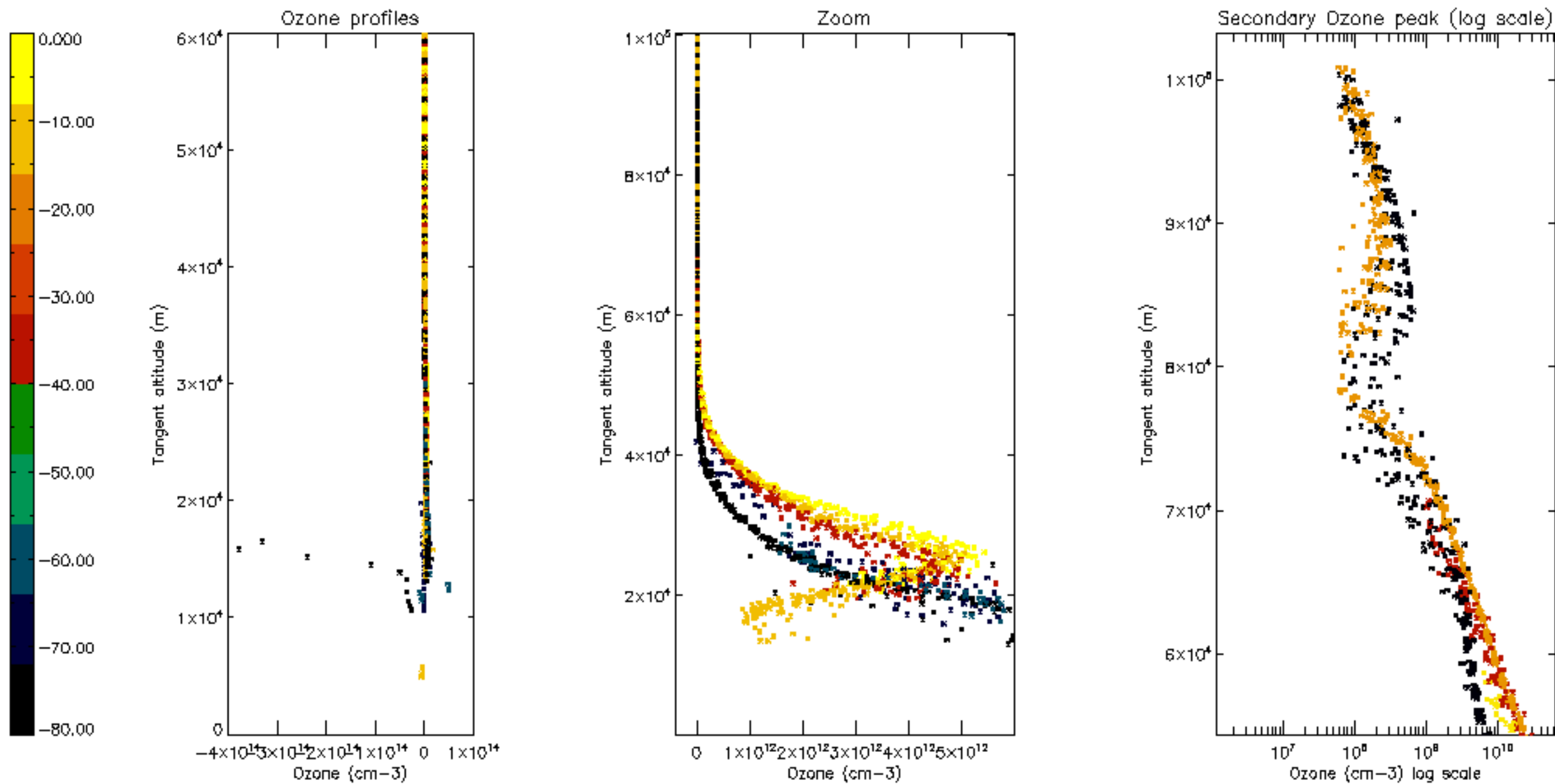
Percentage of star falling outside central band per profile

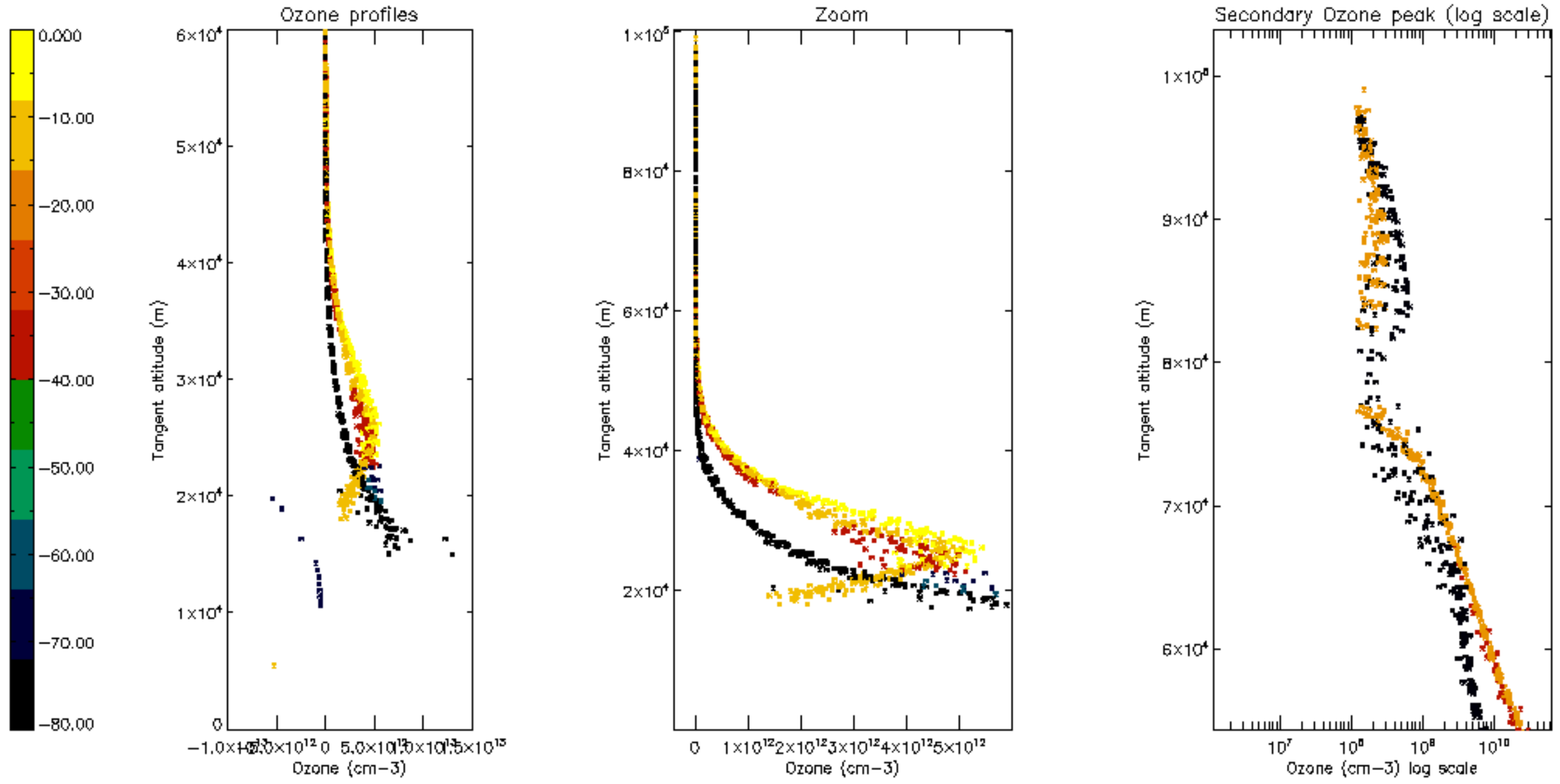


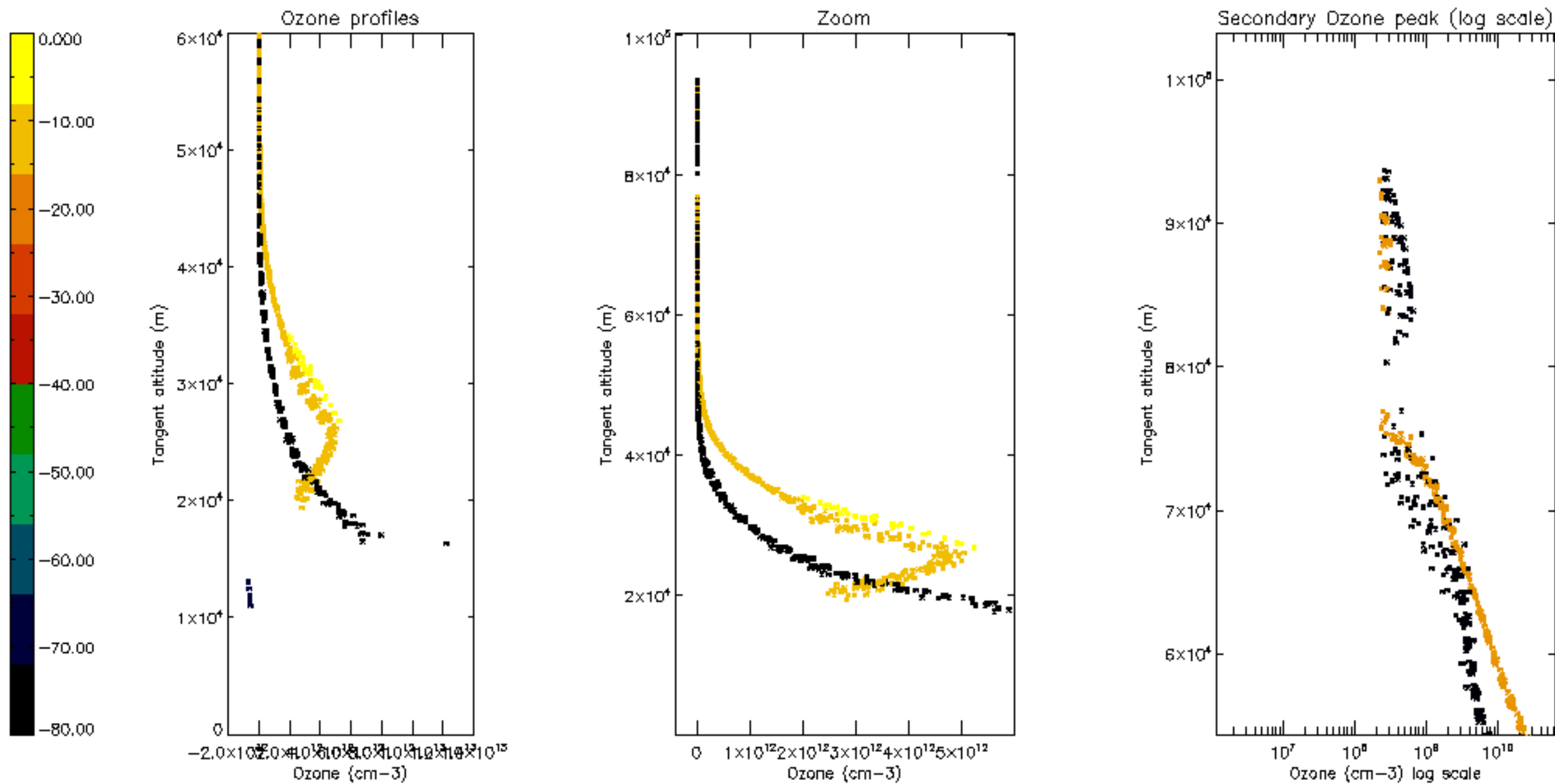
Percentage of saturation errors per profile

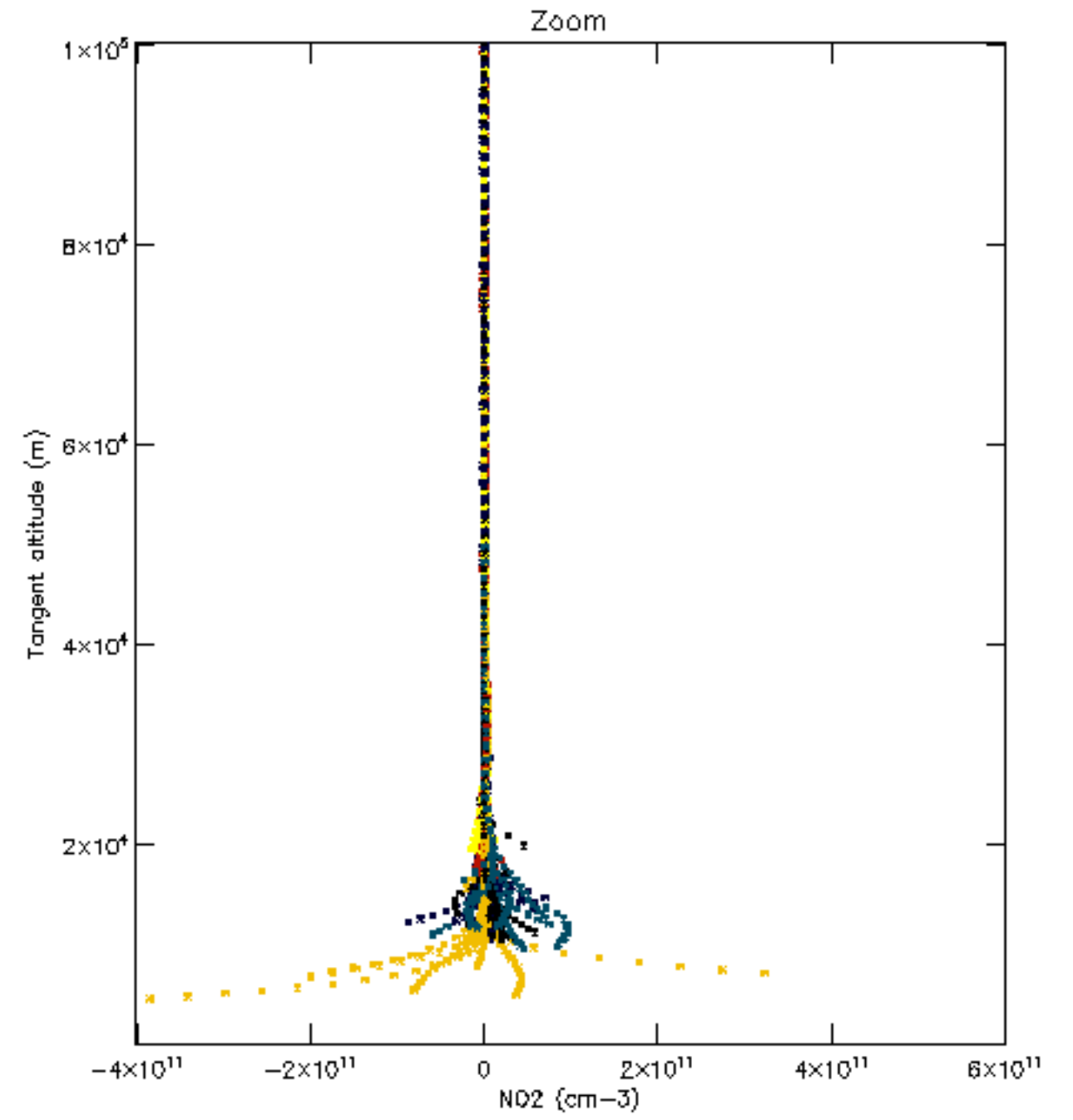
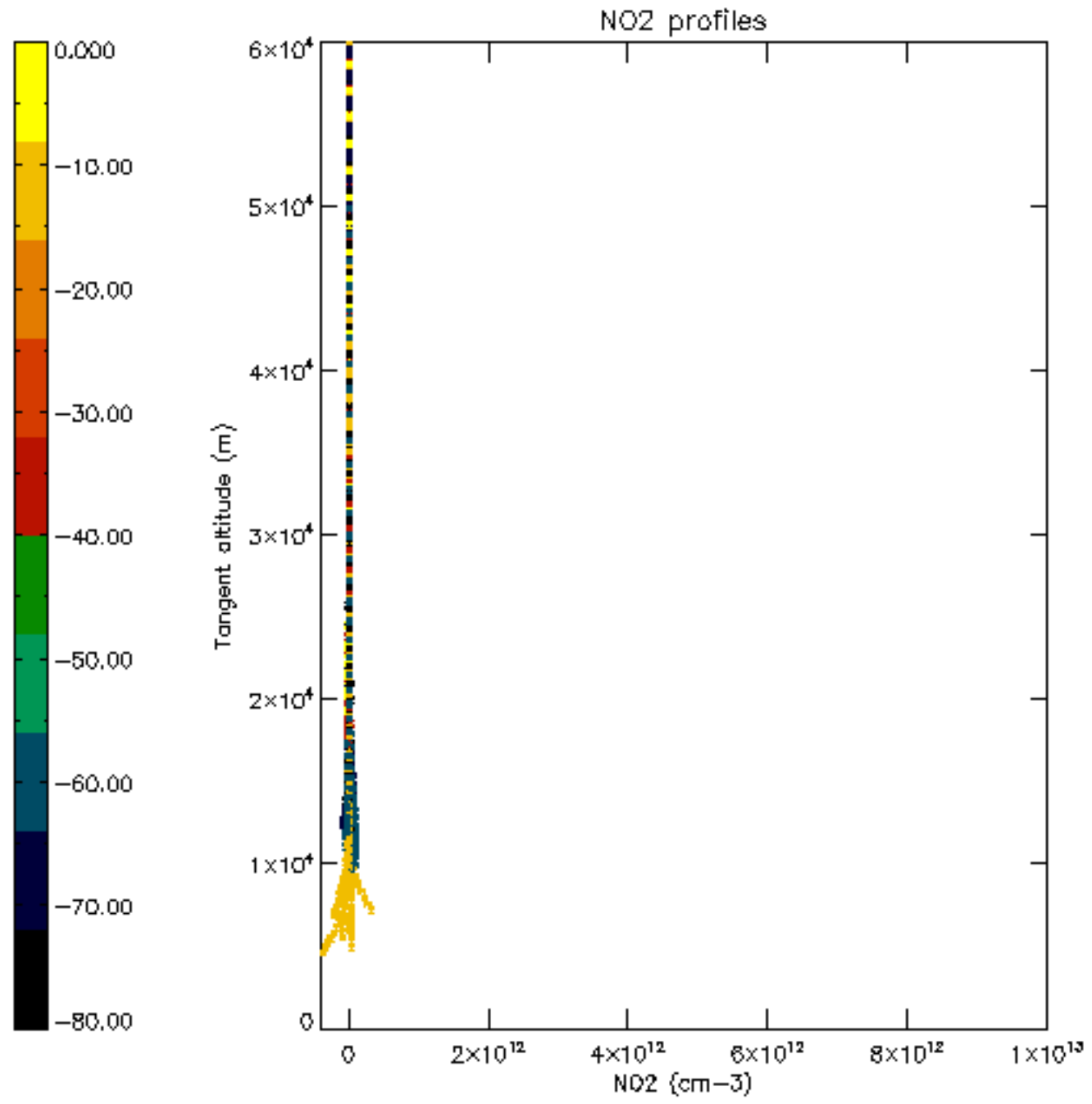


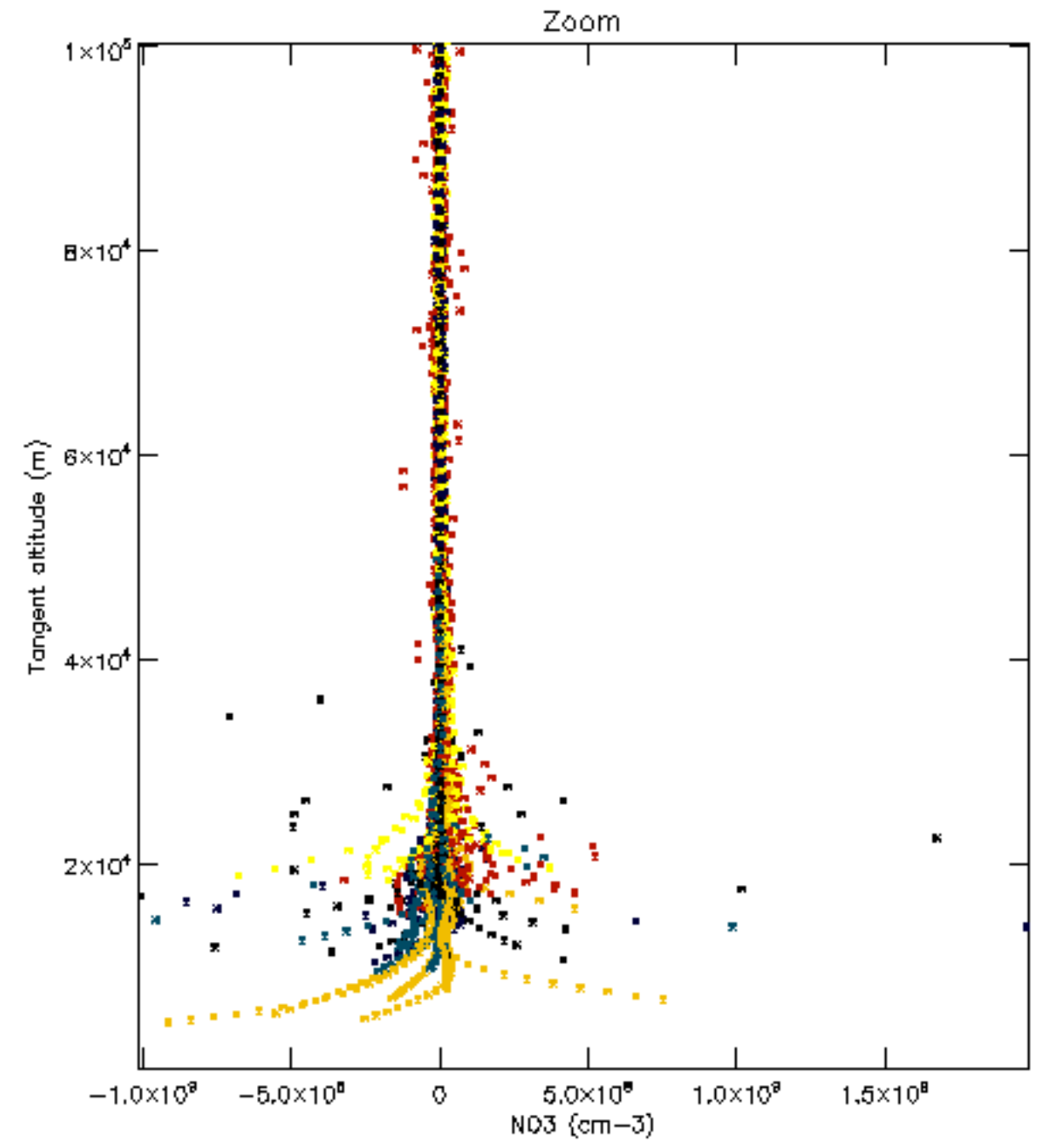
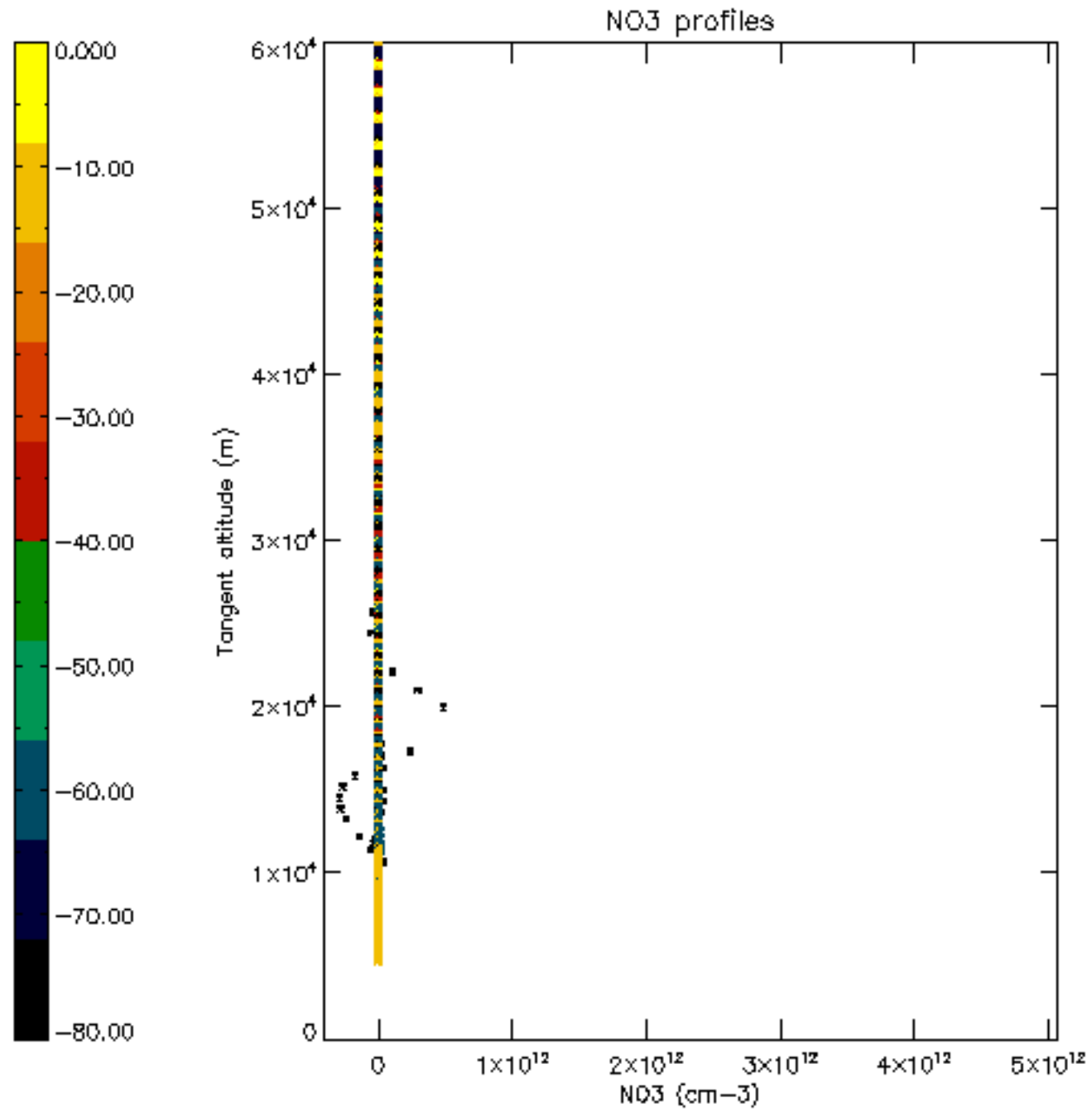


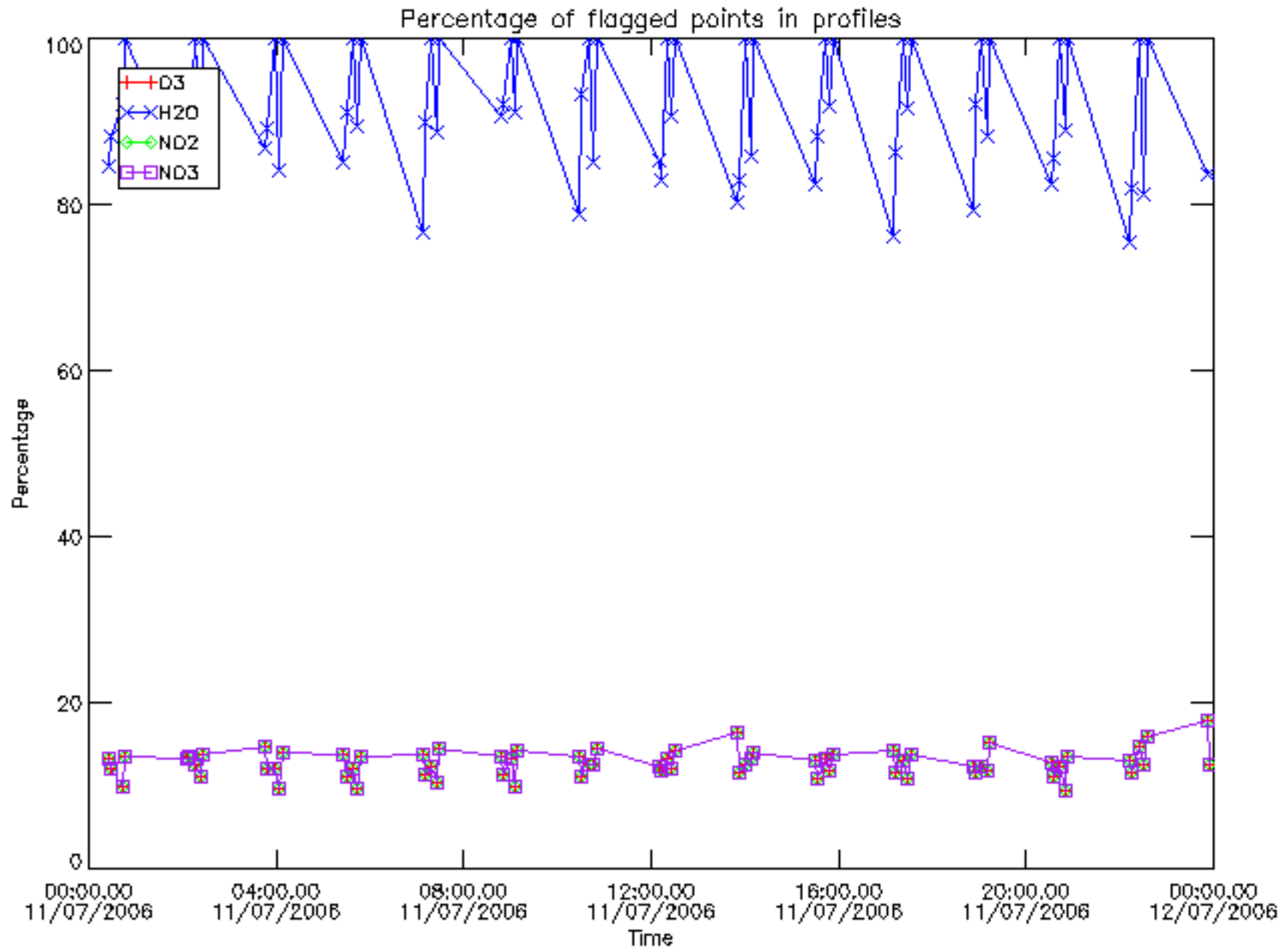




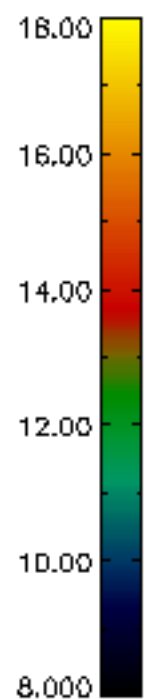
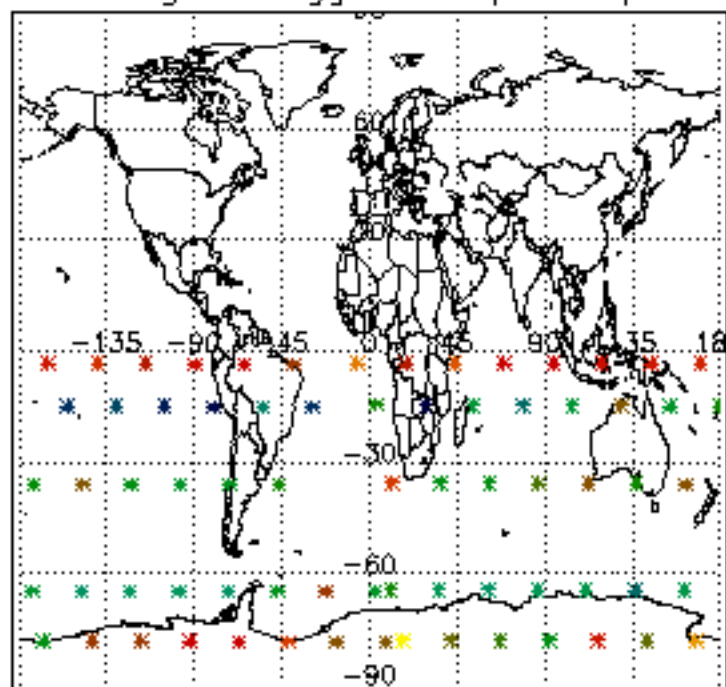




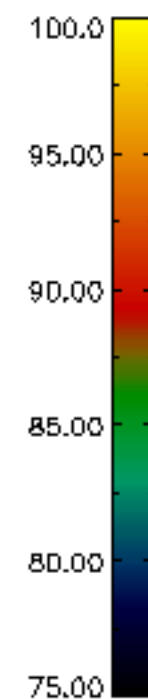
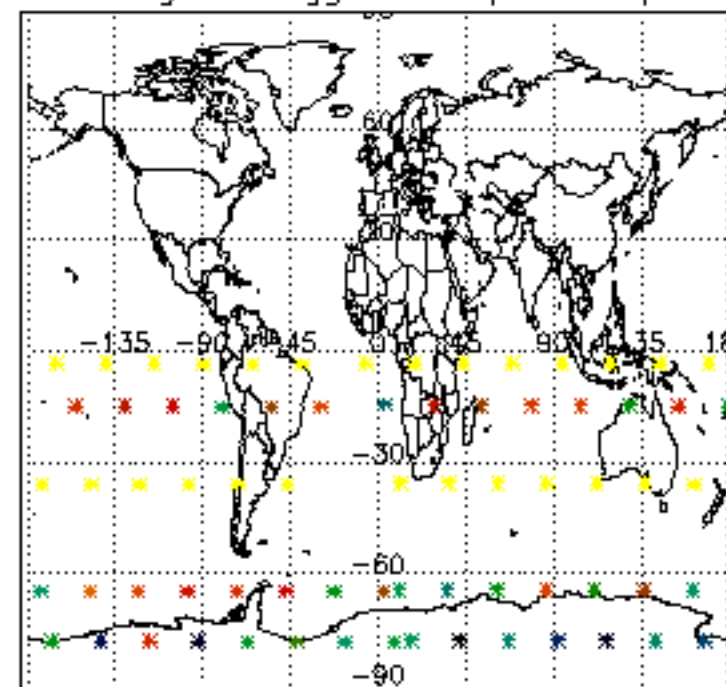




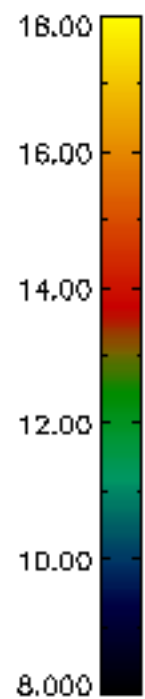
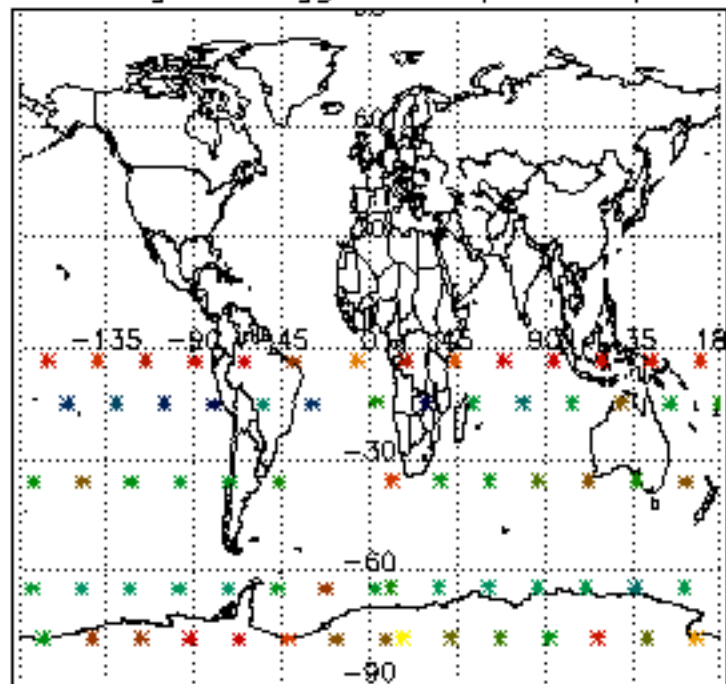
Percentage of flagged data per D3 profile



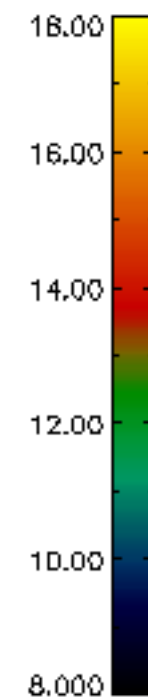
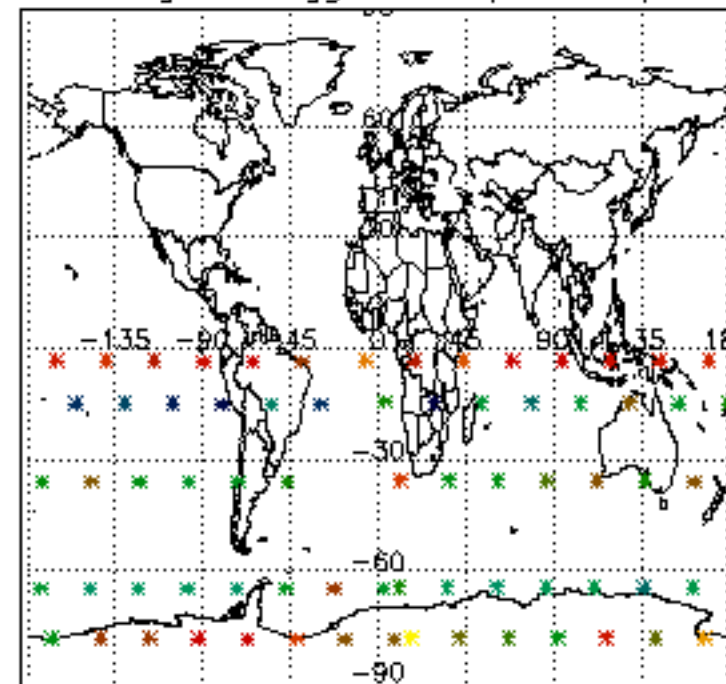
Percentage of flagged data per H2O profile

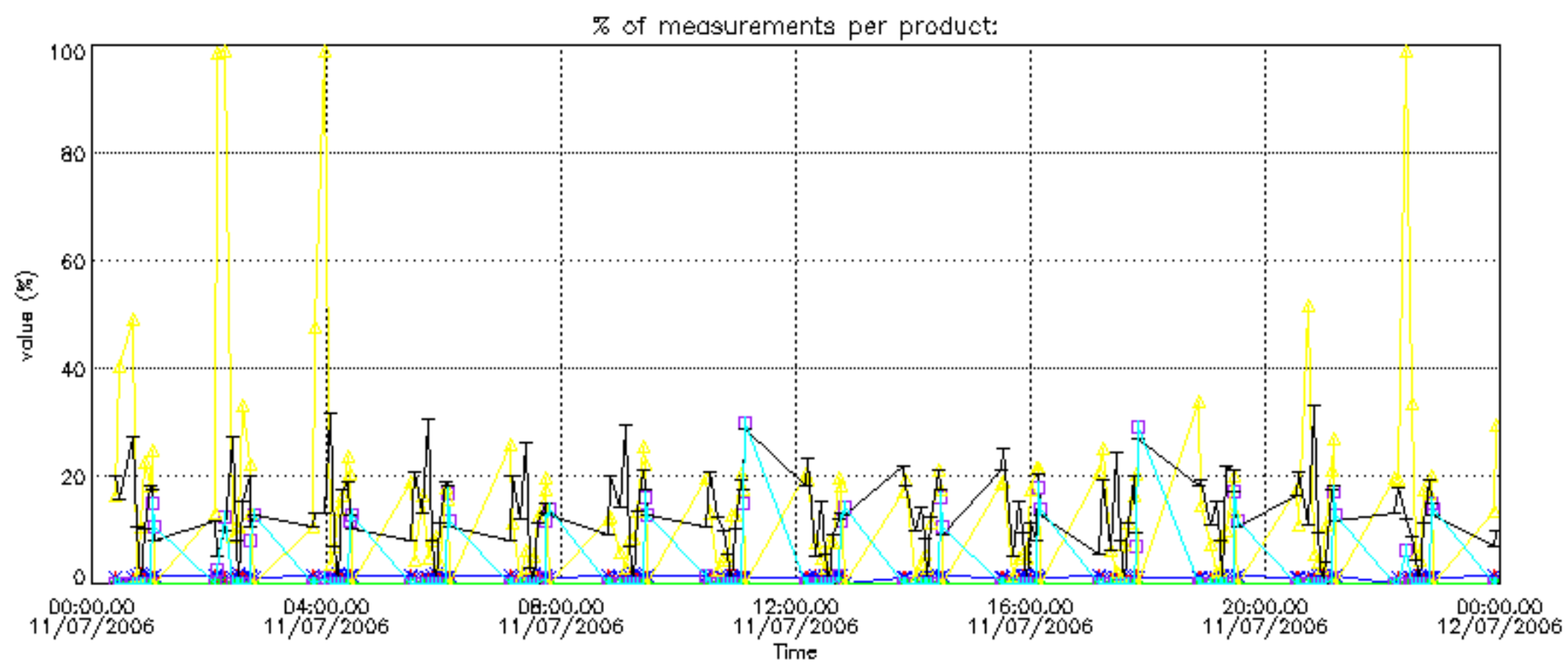


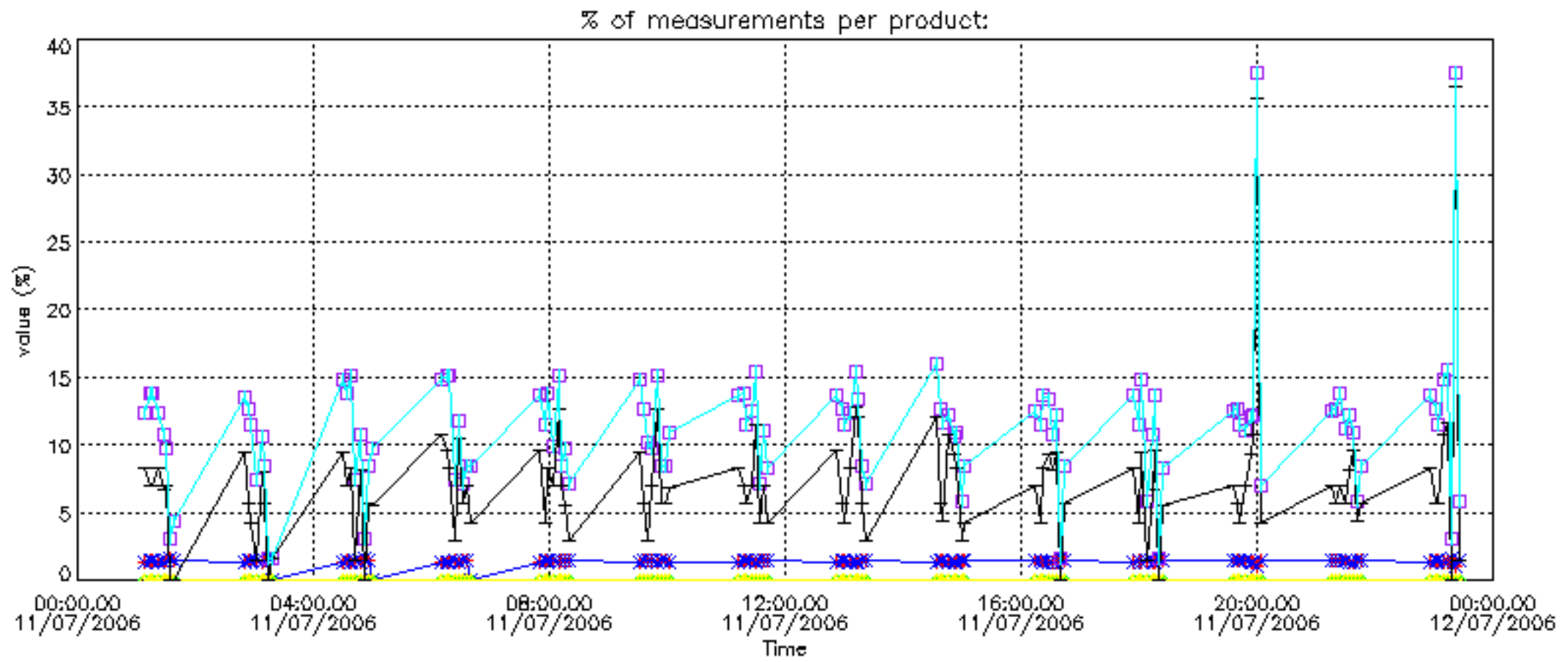
Percentage of flagged data per NO2 profile



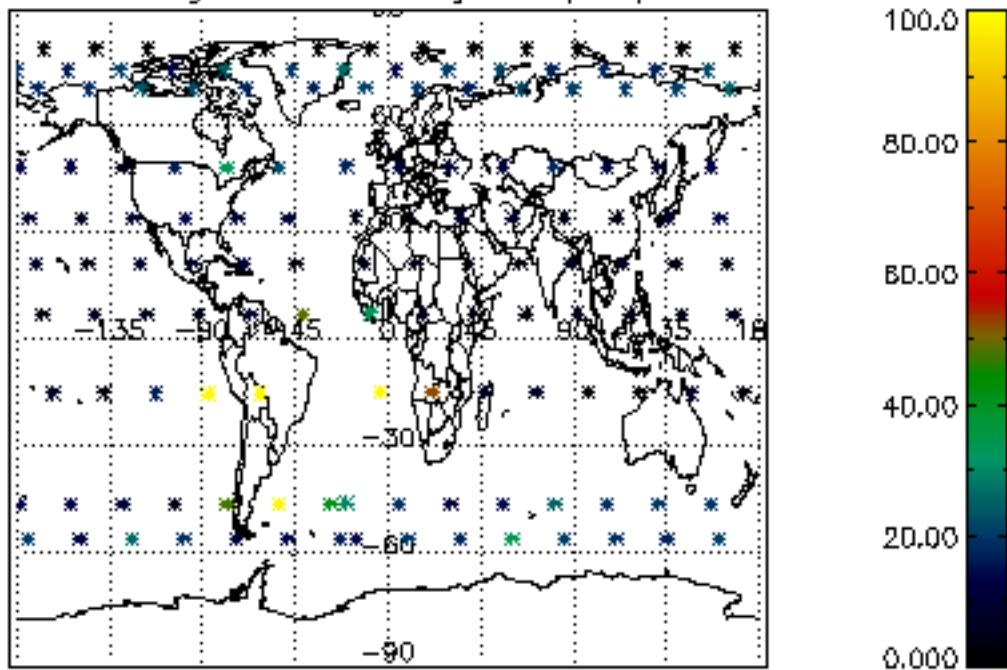
Percentage of flagged data per NO3 profile



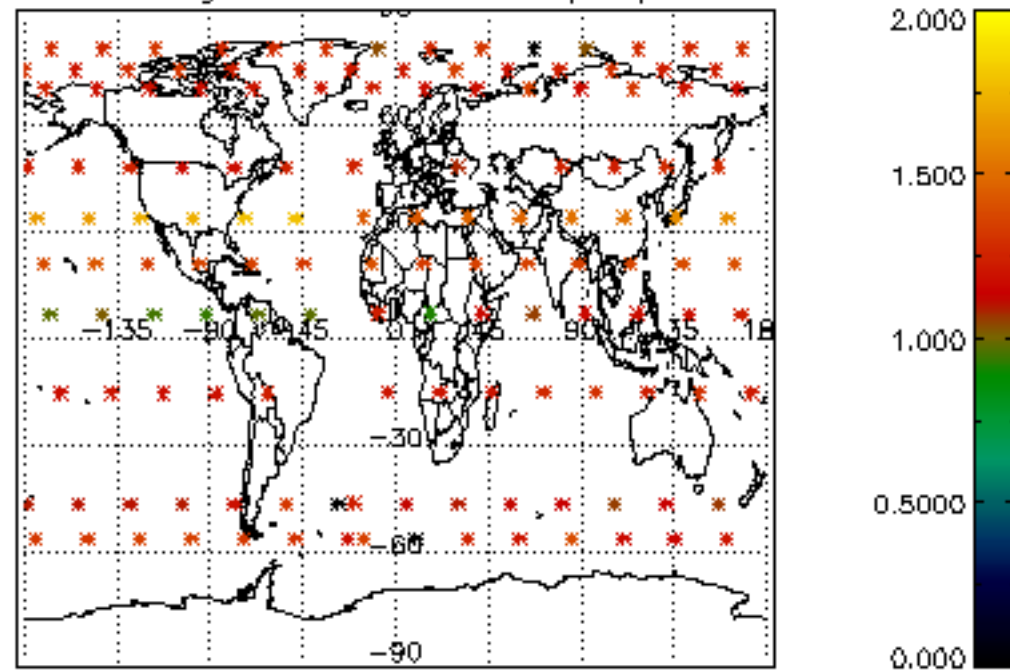




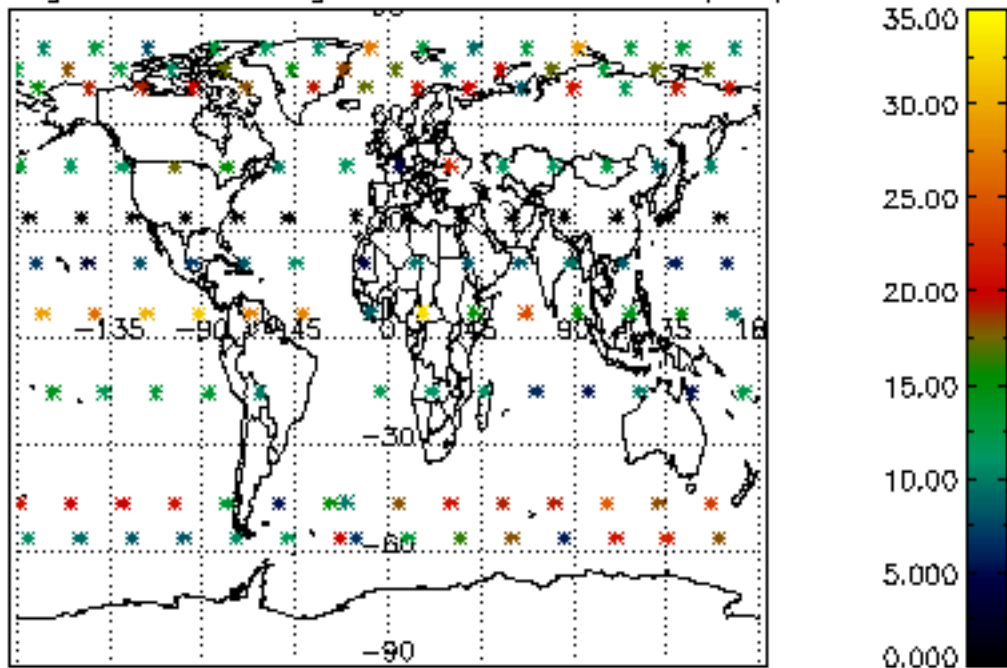
Percentage of cosmic ray hits per profile



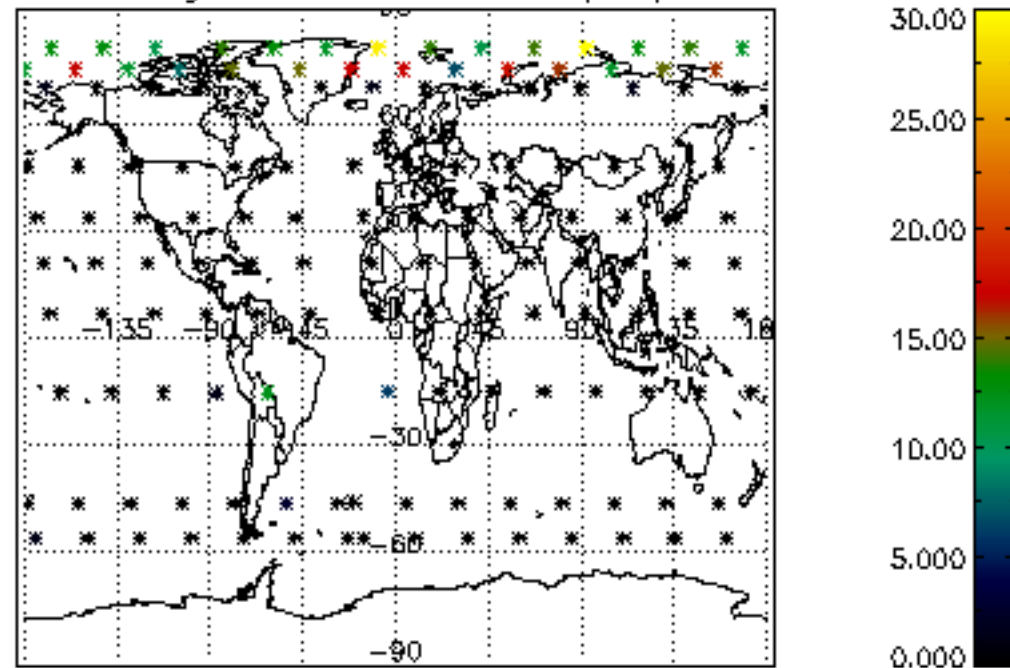
Percentage of datation errors per profile



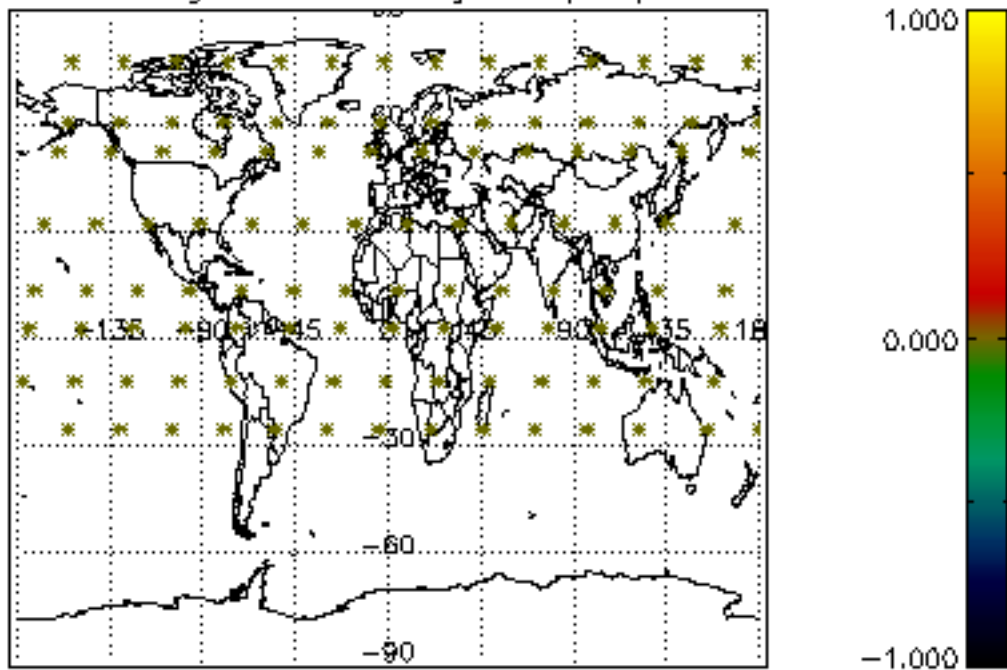
Percentage of star falling outside central band per profile



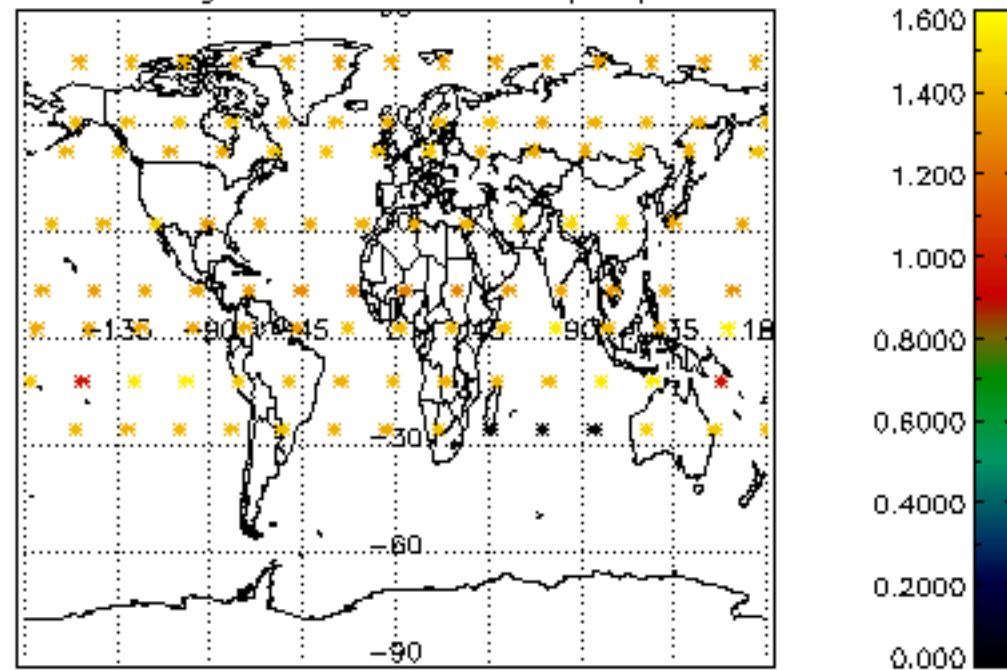
Percentage of saturation errors per profile



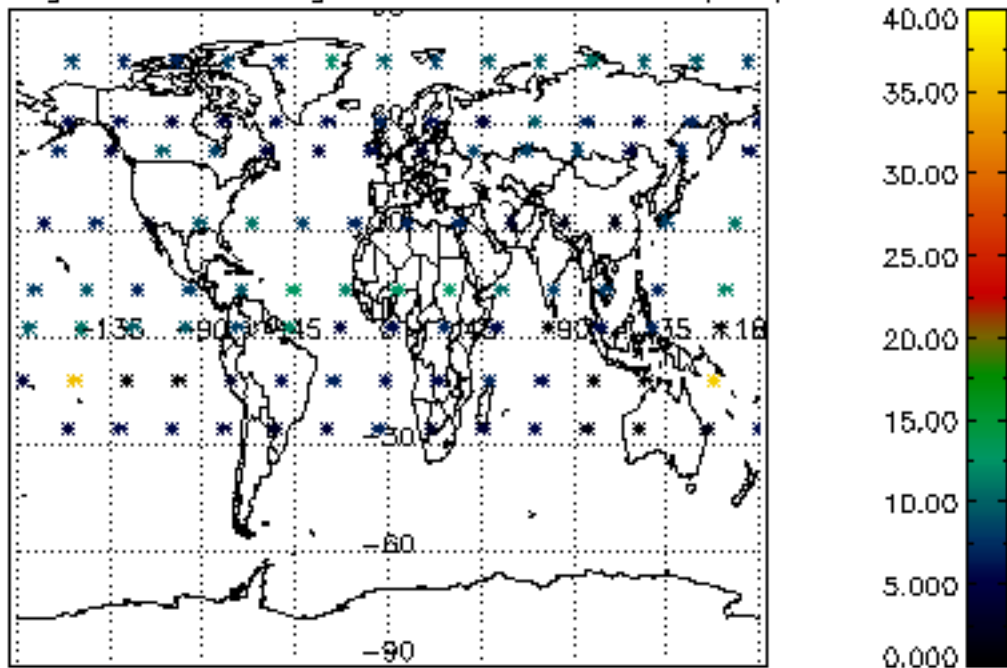
Percentage of cosmic ray hits per profile



Percentage of datation errors per profile



Percentage of star falling outside central band per profile



Percentage of saturation errors per profile

