

GOMOS Level 2 Daily Report

SUMMARY

[1. General Info](#)

[2. Summary of processed GOM_NL_2P products](#)

[3. Level 2 Quality information per product](#)

[3.1 Plot of level 2 quality information per product \(time dependant\)](#)

[3.2 Plot of level 2 quality information per product \(world map\)](#)

[4. Level 1 Quality information per product \(stored on level 2 products\)](#)

[4.1 Plot of level 1 quality information per product \(time dependant\)](#)

[4.1.1 Plot of level 1 quality information per product \(time dependant\): ASCENDING](#)

[4.1.2 Plot of level 1 quality information per product \(time dependant\): DESCENDING](#)

[4.2 Plot of level 1 quality information per product \(world map\)](#)

[4.2.1 Plot of level 1 quality information per product \(world map\): ASCENDING](#)

[4.2.2 Plot of level 1 quality information per product \(world map\): DESCENDING](#)

[5. Ozone profiles based on quality statistics and other trace gas profiles](#)

[5.1 Ozone statistics based on quality of products](#)

[5.2 Plot ozone profiles for all STD \(dark without errors\)](#)

[5.3 Plot ozone profiles where STD < 20% \(dark without errors\)](#)

[5.4. Plot ozone profiles where STD < 10% \(dark without errors\)](#)

[5.5. Plot ozone profiles where STD < 5% \(dark without errors\)](#)

[5.6 Plot NO2 profiles for all STD \(dark without errors\)](#)

[5.7 Plot NO3 profiles for all STD \(dark without errors\)](#)

[5.8 Plot H2O profiles \(only for occultations of stars 1,2,3,4,13,14,16,26,63 dark without errors\) for all STD](#)

[6. Auxiliary Data Files used for the production reported in section 2](#)

This report presents the daily analysis on parameters extracted from GOMOS level 2 data (GOM_NL__2P). It is intended to monitor some important parameters that will impact the quality of these products. A list of level 2 products (and content) that have arrived during the reporting day to the PCF is also given.

Item	Value
Time of report generation	24APR2013 00:25:30
Data source version	GOMOS/6.01
Start time of products	24-06-2006 (24JUN2006 00:00:00)
Stop time of products	25-06-2006 (25JUN2006 00:00:00)
Store outputs in DB	Yes
Nb of level 2 prods	170
Nb of prods with errors	0

2. Summary of processed GOM_NL__2P products.

Nr	Filename	UTC Start time	Limb	Duration	Star Id	Star Name	Star Mag	Star Temp	Nb Meas	Orbit	Prod. error
1	GOM_NL__2PRFIN20060624_072047_000000672048_00464_22562_9380.N1	24-JUN-2006 07:20:47	Bright	67.000	74	11Bet Cas	2.2680	6600.0	134	22562	No
2	GOM_NL__2PRFIN20060624_072220_000000472048_00464_22562_9381.N1	24-JUN-2006 07:22:20	Bright	47.000	68	18Alp Cas	2.2250	4500.0	94	22562	No
3	GOM_NL__2PRFIN20060624_072805_000000432048_00464_22562_9382.N1	24-JUN-2006 07:28:05	Bright	43.000	73	57Gam1And	2.2600	13100.	86	22562	No
4	GOM_NL__2PRFIN20060624_073031_000000462048_00464_22562_9383.N1	24-JUN-2006 07:30:31	Twilight	46.000	173	4Bet Tri	3.0040	8900.0	92	22562	No
5	GOM_NL__2PRFIN20060624_073424_000000572048_00464_22562_9384.N1	24-JUN-2006 07:34:24	Dark	57.000	50	13Alp Ari	2.0070	4250.0	114	22562	No
6	GOM_NL__2PRFIN20060624_075732_000000462048_00465_22563_9380.N1	24-JUN-2006 07:57:32	Dark	46.000	84	Alp Phe	2.3970	4500.0	92	22563	No
7	GOM_NL__2PRFIN20060624_080400_000000552048_00465_22563_9381.N1	24-JUN-2006 08:04:00	Dark	54.500	63	Bet Gru	2.1500	2800.0	109	22563	No
8	GOM_NL__2PRFIN20060624_080602_000000512048_00465_22563_9382.N1	24-JUN-2006 08:06:02	Straylight	51.000	31	Alp Gru	1.7340	15200.	102	22563	No
9	GOM_NL__2PRFIN20060624_080905_000000422048_00465_22563_9383.N1	24-JUN-2006 08:09:05	Straylight	41.500	45	Alp Pav	1.9400	26000.	83	22563	No
10	GOM_NL__2PRFIN20060624_081816_000000472048_00465_22563_9384.N1	24-JUN-2006 08:18:16	Twilight	46.500	38	20Eps Sgr	1.8360	11000.	93	22563	No
11	GOM_NL__2PRFIN20060624_081941_000000582048_00465_22563_9385.N1	24-JUN-2006 08:19:41	Bright	58.000	116	19Del Sgr	2.7000	4100.0	116	22563	No
12	GOM_NL__2PRFIN20060624_082150_000000502048_00465_22563_9386.N1	24-JUN-2006 08:21:50	Bright	49.500	155	41Pi Sgr	2.9000	6600.0	99	22563	No
13	GOM_NL__2PRFIN20060624_083038_000000392048_00465_22563_9387.N1	24-JUN-2006 08:30:38	Bright	39.000	126	60Bet Oph	2.7700	4250.0	78	22563	No
14	GOM_NL__2PRFIN20060624_083302_000000392048_00465_22563_9388.N1	24-JUN-2006 08:33:02	Bright	39.000	59	55Alp Oph	2.0800	8900.0	78	22563	No
15	GOM_NL__2PRFIN20060624_084238_000000482048_00465_22563_9389.N1	24-JUN-2006 08:42:38	Bright	47.500	5	3Alp Lyr	0.033000	11000.	95	22563	No
16	GOM_NL__2PRFIN20060624_084439_000000382048_00465_22563_9390.N1	24-JUN-2006 08:44:39	Bright	38.000	130	23Bet Dra	2.7990	5800.0	76	22563	No
17	GOM_NL__2PRFIN20060624_085421_000000462048_00465_22563_9391.N1	24-JUN-2006 08:54:21	Bright	45.500	89	5Alp Cep	2.4510	8000.0	91	22563	No
18	GOM_NL__2PRFIN20060624_090123_000000472048_00465_22563_9392.N1	24-JUN-2006 09:01:23	Bright	46.500	74	11Bet Cas	2.2680	6600.0	93	22563	No
19	GOM_NL__2PRFIN20060624_090256_000000462048_00465_22563_9393.N1	24-JUN-2006 09:02:56	Bright	46.000	68	18Alp Cas	2.2250	4500.0	92	22563	No
20	GOM_NL__2PRFIN20060624_090841_000000462048_00465_22563_9394.N1	24-JUN-2006 09:08:41	Bright	46.000	73	57Gam1And	2.2600	13100.	92	22563	No
21	GOM_NL__2PRFIN20060624_091107_000000452048_00465_22563_9395.N1	24-JUN-2006 09:11:07	Twilight	44.500	173	4Bet Tri	3.0040	8900.0	89	22563	No
22	GOM_NL__2PRFIN20060624_091500_000000562048_00465_22563_9396.N1	24-JUN-2006 09:15:00	Dark	55.500	50	13Alp Ari	2.0070	4250.0	111	22563	No
23	GOM_NL__2PRFIN20060624_093808_000000562048_00466_22564_9380.N1	24-JUN-2006 09:38:08	Dark	56.000	84	Alp Phe	2.3970	4500.0	112	22564	No
24	GOM_NL__2PRFIN20060624_094437_000000612048_00466_22564_9381.N1	24-JUN-2006 09:44:37	Straylight	61.000	63	Bet Gru	2.1500	2800.0	122	22564	No
25	GOM_NL__2PRFIN20060624_094638_000000512048_00466_22564_9382.N1	24-JUN-2006 09:46:38	Straylight	51.000	31	Alp Gru	1.7340	15200.	102	22564	No
26	GOM_NL__2PRFIN20060624_094941_000000432048_00466_22564_9383.N1	24-JUN-2006 09:49:41	Straylight	42.500	45	Alp Pav	1.9400	26000.	85	22564	No
27	GOM_NL__2PRFIN20060624_095852_000000472048_00466_22564_9384.N1	24-JUN-2006 09:58:52	Twilight	47.000	38	20Eps Sgr	1.8360	11000.	94	22564	No
28	GOM_NL__2PRFIN20060624_100017_000000462048_00466_22564_9385.N1	24-JUN-2006 10:00:17	Bright	46.000	116	19Del Sgr	2.7000	4100.0	92	22564	No
29	GOM_NL__2PRFIN20060624_100226_000000492048_00466_22564_9386.N1	24-JUN-2006 10:02:26	Bright	48.500	155	41Pi Sgr	2.9000	6600.0	97	22564	No
30	GOM_NL__2PRFIN20060624_101113_000000392048_00466_22564_9387.N1	24-JUN-2006 10:11:13	Bright	39.000	126	60Bet Oph	2.7700	4250.0	78	22564	No
31	GOM_NL__2PRFIN20060624_101337_000000382048_00466_22564_9388.N1	24-JUN-2006 10:13:37	Bright	38.000	59	55Alp Oph	2.0800	8900.0	76	22564	No
32	GOM_NL__2PRFIN20060624_102313_000000482048_00466_22564_9389.N1	24-JUN-2006 10:23:13	Bright	48.000	5	3Alp Lyr	0.033000	11000.	96	22564	No
33	GOM_NL__2PRFIN20060624_102515_000000392048_00466_22564_9390.N1	24-JUN-2006 10:25:15	Bright	39.000	130	23Bet Dra	2.7990	5800.0	78	22564	No
34	GOM_NL__2PRFIN20060624_103456_000000472048_00466_22564_9391.N1	24-JUN-2006 10:34:56	Bright	46.500	89	5Alp Cep	2.4510	8000.0	93	22564	No
35	GOM_NL__2PRFIN20060624_104158_000000462048_00466_22564_9392.N1	24-JUN-2006 10:41:58	Bright	46.000	74	11Bet Cas	2.2680	6600.0	92	22564	No
36	GOM_NL__2PRFIN20060624_104331_000000462048_00466_22564_9393.N1	24-JUN-2006 10:43:31	Bright	46.000	68	18Alp Cas	2.2250	4500.0	92	22564	No
37	GOM_NL__2PRFIN20060624_104917_000000432048_00466_22564_9394.N1	24-JUN-2006 10:49:17	Bright	43.000	73	57Gam1And	2.2600	13100.	86	22564	No
38	GOM_NL__2PRFIN20060624_105143_000000482048_00466_22564_9395.N1	24-JUN-2006 10:51:43	Twilight	48.000	173	4Bet Tri	3.0040	8900.0	96	22564	No
39	GOM_NL__2PRFIN20060624_105536_000000512048_00466_22564_9396.N1	24-JUN-2006 10:55:36	Dark	51.000	50	13Alp Ari	2.0070	4250.0	102	22564	No
40	GOM_NL__2PRFIN20060624_111845_000000462048_00467_22565_9400.N1	24-JUN-2006 11:18:45	Dark	46.000	84	Alp Phe	2.3970	4500.0	92	22565	No
41	GOM_NL__2PRFIN20060624_112514_000000522048_00467_22565_9401.N1	24-JUN-2006 11:25:14	Dark	52.000	63	Bet Gru	2.1500	2800.0	104	22565	No
42	GOM_NL__2PRFIN20060624_112715_000000482048_00467_22565_9402.N1	24-JUN-2006 11:27:15	Straylight	48.000	31	Alp Gru	1.7340	15200.	96	22565	No

43	GOM_NL__2PRFIN20060624_113018_000000452048_00467_22565_9403.N1	24-JUN-2006 11:30:18	Straylight	45.000	45	Alp Pav	1.9400	26000.	90	22565	No
44	GOM_NL__2PRFIN20060624_113928_000000462048_00467_22565_9404.N1	24-JUN-2006 11:39:28	Tw_i_and_stray	45.500	38	20Eps Sgr	1.8360	11000.	91	22565	No
45	GOM_NL__2PRFIN20060624_114053_000000562048_00467_22565_9405.N1	24-JUN-2006 11:40:53	Bright	56.000	116	19Del Sgr	2.7000	4100.0	112	22565	No
46	GOM_NL__2PRFIN20060624_114302_000000502048_00467_22565_9406.N1	24-JUN-2006 11:43:02	Bright	49.500	155	41Pi Sgr	2.9000	6600.0	99	22565	No
47	GOM_NL__2PRFIN20060624_115149_000000392048_00467_22565_9407.N1	24-JUN-2006 11:51:49	Bright	39.000	126	60Bet Oph	2.7700	4250.0	78	22565	No
48	GOM_NL__2PRFIN20060624_115413_000000382048_00467_22565_9408.N1	24-JUN-2006 11:54:13	Bright	38.000	59	55Alp Oph	2.0800	8900.0	76	22565	No
49	GOM_NL__2PRFIN20060624_120348_000000452048_00467_22565_9409.N1	24-JUN-2006 12:03:48	Bright	45.000	5	3Alp Lyr	0.033000	11000.	90	22565	No
50	GOM_NL__2PRFIN20060624_120551_000000372048_00467_22565_9410.N1	24-JUN-2006 12:05:51	Bright	36.500	130	23Bet Dra	2.7990	5800.0	73	22565	No
51	GOM_NL__2PRFIN20060624_121531_000000472048_00467_22565_9411.N1	24-JUN-2006 12:15:31	Bright	46.500	89	5Alp Cep	2.4510	8000.0	93	22565	No
52	GOM_NL__2PRFIN20060624_122234_000000462048_00467_22565_9412.N1	24-JUN-2006 12:22:34	Bright	45.500	74	11Bet Cas	2.2680	6600.0	91	22565	No
53	GOM_NL__2PRFIN20060624_122407_000000442048_00467_22565_9413.N1	24-JUN-2006 12:24:07	Bright	43.500	68	18Alp Cas	2.2250	4500.0	87	22565	No
54	GOM_NL__2PRFIN20060624_122952_000000442048_00467_22565_9414.N1	24-JUN-2006 12:29:52	Bright	44.000	73	57Gam1And	2.2600	13100.	88	22565	No
55	GOM_NL__2PRFIN20060624_123219_000000472048_00467_22565_9415.N1	24-JUN-2006 12:32:19	Tw_i_and_stray	47.000	173	4Bet Tri	3.0040	8900.0	94	22565	No
56	GOM_NL__2PRFIN20060624_123613_000000532048_00467_22565_9416.N1	24-JUN-2006 12:36:13	Dark	53.000	50	13Alp Ari	2.0070	4250.0	106	22565	No
57	GOM_NL__2PRFIN20060624_125922_000000542048_00468_22566_9400.N1	24-JUN-2006 12:59:22	Dark	54.000	84	Alp Phe	2.3970	4500.0	108	22566	No
58	GOM_NL__2PRFIN20060624_130551_000000522048_00468_22566_9401.N1	24-JUN-2006 13:05:51	Dark	51.500	63	Bet Gru	2.1500	2800.0	103	22566	No
59	GOM_NL__2PRFIN20060624_130752_000000522048_00468_22566_9402.N1	24-JUN-2006 13:07:52	Straylight	52.000	31	Alp Gru	1.7340	15200.	104	22566	No
60	GOM_NL__2PRFIN20060624_131054_000000422048_00468_22566_9403.N1	24-JUN-2006 13:10:54	Straylight	41.500	45	Alp Pav	1.9400	26000.	83	22566	No
61	GOM_NL__2PRFIN20060624_132004_000000442048_00468_22566_9404.N1	24-JUN-2006 13:20:04	Tw_i_and_stray	44.000	38	20Eps Sgr	1.8360	11000.	88	22566	No
62	GOM_NL__2PRFIN20060624_132129_000000462048_00468_22566_9405.N1	24-JUN-2006 13:21:29	Bright	46.000	116	19Del Sgr	2.7000	4100.0	92	22566	No
63	GOM_NL__2PRFIN20060624_132339_000000482048_00468_22566_9406.N1	24-JUN-2006 13:23:39	Bright	48.000	155	41Pi Sgr	2.9000	6600.0	96	22566	No
64	GOM_NL__2PRFIN20060624_133225_000000392048_00468_22566_9407.N1	24-JUN-2006 13:32:25	Bright	38.500	126	60Bet Oph	2.7700	4250.0	77	22566	No
65	GOM_NL__2PRFIN20060624_133449_000000412048_00468_22566_9408.N1	24-JUN-2006 13:34:49	Bright	40.500	59	55Alp Oph	2.0800	8900.0	81	22566	No
66	GOM_NL__2PRFIN20060624_134424_000000482048_00468_22566_9409.N1	24-JUN-2006 13:44:24	Bright	48.000	5	3Alp Lyr	0.033000	11000.	96	22566	No
67	GOM_NL__2PRFIN20060624_134626_000000392048_00468_22566_9410.N1	24-JUN-2006 13:46:26	Bright	39.000	130	23Bet Dra	2.7990	5800.0	78	22566	No
68	GOM_NL__2PRFIN20060624_135606_000000452048_00468_22566_9411.N1	24-JUN-2006 13:56:06	Bright	45.000	89	5Alp Cep	2.4510	8000.0	90	22566	No
69	GOM_NL__2PRFIN20060624_140309_000000452048_00468_22566_9412.N1	24-JUN-2006 14:03:09	Bright	44.500	74	11Bet Cas	2.2680	6600.0	89	22566	No
70	GOM_NL__2PRFIN20060624_140443_000000452048_00468_22566_9413.N1	24-JUN-2006 14:04:43	Bright	45.000	68	18Alp Cas	2.2250	4500.0	90	22566	No
71	GOM_NL__2PRFIN20060624_141029_000000452048_00468_22566_9414.N1	24-JUN-2006 14:10:29	Bright	45.000	73	57Gam1And	2.2600	13100.	90	22566	No
72	GOM_NL__2PRFIN20060624_141255_000000462048_00468_22566_9415.N1	24-JUN-2006 14:12:55	Tw_i_and_stray	45.500	173	4Bet Tri	3.0040	8900.0	91	22566	No
73	GOM_NL__2PRFIN20060624_141649_000000522048_00468_22566_9416.N1	24-JUN-2006 14:16:49	Dark	52.000	50	13Alp Ari	2.0070	4250.0	104	22566	No
74	GOM_NL__2PRFIN20060624_143959_000000462048_00469_22567_9400.N1	24-JUN-2006 14:39:59	Dark	46.000	84	Alp Phe	2.3970	4500.0	92	22567	No
75	GOM_NL__2PRFIN20060624_144627_000000522048_00469_22567_9401.N1	24-JUN-2006 14:46:27	Dark	51.500	63	Bet Gru	2.1500	2800.0	103	22567	No
76	GOM_NL__2PRFIN20060624_144829_000000512048_00469_22567_9402.N1	24-JUN-2006 14:48:29	Straylight	50.500	31	Alp Gru	1.7340	15200.	101	22567	No
77	GOM_NL__2PRFIN20060624_145130_000000492048_00469_22567_9403.N1	24-JUN-2006 14:51:30	Straylight	49.000	45	Alp Pav	1.9400	26000.	98	22567	No
78	GOM_NL__2PRFIN20060624_150041_000000462048_00469_22567_9404.N1	24-JUN-2006 15:00:41	Tw_i_and_stray	46.000	38	20Eps Sgr	1.8360	11000.	92	22567	No
79	GOM_NL__2PRFIN20060624_150205_000000472048_00469_22567_9405.N1	24-JUN-2006 15:02:05	Bright	47.000	116	19Del Sgr	2.7000	4100.0	94	22567	No
80	GOM_NL__2PRFIN20060624_150415_000000492048_00469_22567_9406.N1	24-JUN-2006 15:04:15	Bright	49.000	155	41Pi Sgr	2.9000	6600.0	98	22567	No
81	GOM_NL__2PRFIN20060624_151301_000000392048_00469_22567_9407.N1	24-JUN-2006 15:13:01	Bright	38.500	126	60Bet Oph	2.7700	4250.0	77	22567	No
82	GOM_NL__2PRFIN20060624_151524_000000392048_00469_22567_9408.N1	24-JUN-2006 15:15:24	Bright	39.000	59	55Alp Oph	2.0800	8900.0	78	22567	No
83	GOM_NL__2PRFIN20060624_152459_000000492048_00469_22567_9409.N1	24-JUN-2006 15:24:59	Bright	49.000	5	3Alp Lyr	0.033000	11000.	98	22567	No
84	GOM_NL__2PRFIN20060624_152702_000000392048_00469_22567_9410.N1	24-JUN-2006 15:27:02	Bright	39.000	130	23Bet Dra	2.7990	5800.0	78	22567	No
85	GOM_NL__2PRFIN20060624_153642_000000462048_00469_22567_9411.N1	24-JUN-2006 15:36:42	Bright	46.000	89	5Alp Cep	2.4510	8000.0	92	22567	No
86	GOM_NL__2PRFIN20060624_154345_000000672048_00469_22567_9412.N1	24-JUN-2006 15:43:45	Bright	67.000	74	11Bet Cas	2.2680	6600.0	134	22567	No
87	GOM_NL__2PRFIN20060624_154518_000000462048_00469_22567_9413.N1	24-JUN-2006 15:45:18	Bright	46.000	68	18Alp Cas	2.2250	4500.0	92	22567	No
88	GOM_NL__2PRFIN20060624_155104_000000442048_00469_22567_9414.N1	24-JUN-2006 15:51:04	Bright	44.000	73	57Gam1And	2.2600	13100.	88	22567	No
89	GOM_NL__2PRFIN20060624_155331_000000452048_00469_22567_9415.N1	24-JUN-2006 15:53:31	Tw_i_and_stray	45.000	173	4Bet Tri	3.0040	8900.0	90	22567	No
90	GOM_NL__2PRFIN20060624_155725_000000552048_00469_22567_9416.N1	24-JUN-2006 15:57:25	Dark	54.500	50	13Alp Ari	2.0070	4250.0	109	22567	No
91	GOM_NL__2PRFIN20060624_162036_000000472048_00470_22568_9400.N1	24-JUN-2006 16:20:36	Dark	46.500	84	Alp Phe	2.3970	4500.0	93	22568	No
92	GOM_NL__2PRFIN20060624_162704_000000522048_00470_22568_9401.N1	24-JUN-2006 16:27:04	Straylight	51.500	63	Bet Gru	2.1500	2800.0	103	22568	No
93	GOM_NL__2PRFIN20060624_162906_000000492048_00470_22568_9402.N1	24-JUN-2006 16:29:06	Straylight	49.000	31	Alp Gru	1.7340	15200.	98	22568	No
94	GOM_NL__2PRFIN20060624_163207_000000412048_00470_22568_9403.N1	24-JUN-2006 16:32:07	Straylight	41.000	45	Alp Pav	1.9400	26000.	82	22568	No
95	GOM_NL__2PRFIN20060624_164117_000000442048_00470_22568_9404.N1	24-JUN-2006 16:41:17	Tw_i_and_stray	44.000	38	20Eps Sgr	1.8360	11000.	88	22568	No
96	GOM_NL__2PRFIN20060624_164242_000000452048_00470_22568_9405.N1	24-JUN-2006 16:42:42	Bright	44.500	116	19Del Sgr	2.7000	4100.0	89	22568	No
97	GOM_NL__2PRFIN20060624_164451_000000502048_00470_22568_9406.N1	24-JUN-2006 16:44:51	Bright	49.500	155	41Pi Sgr	2.9000	6600.0	99	22568	No
98	GOM_NL__2PRFIN20060624_165337_000000392048_00470_22568_9407.N1	24-JUN-2006 16:53:37	Bright	38.500	126	60Bet Oph	2.7700	4250.0	77	22568	No
99	GOM_NL__2PRFIN20060624_165600_000000382048_00470_22568_9408.N1	24-JUN-2006 16:56:00	Bright	38.000	59	55Alp Oph	2.0800	8900.0	76	22568	No
100	GOM_NL__2PRFIN20060624_170534_000000482048_00470_22568_9409.N1	24-JUN-2006 17:05:34	Bright	48.000	5	3Alp Lyr	0.033000	11000.	96	22568	No
101	GOM_NL__2PRFIN20060624_170738_000000382048_00470_22568_9410.N1	24-JUN-2006 17:07:38	Bright	37.500	130	23Bet Dra	2.7990	5800.0	75	22568	No

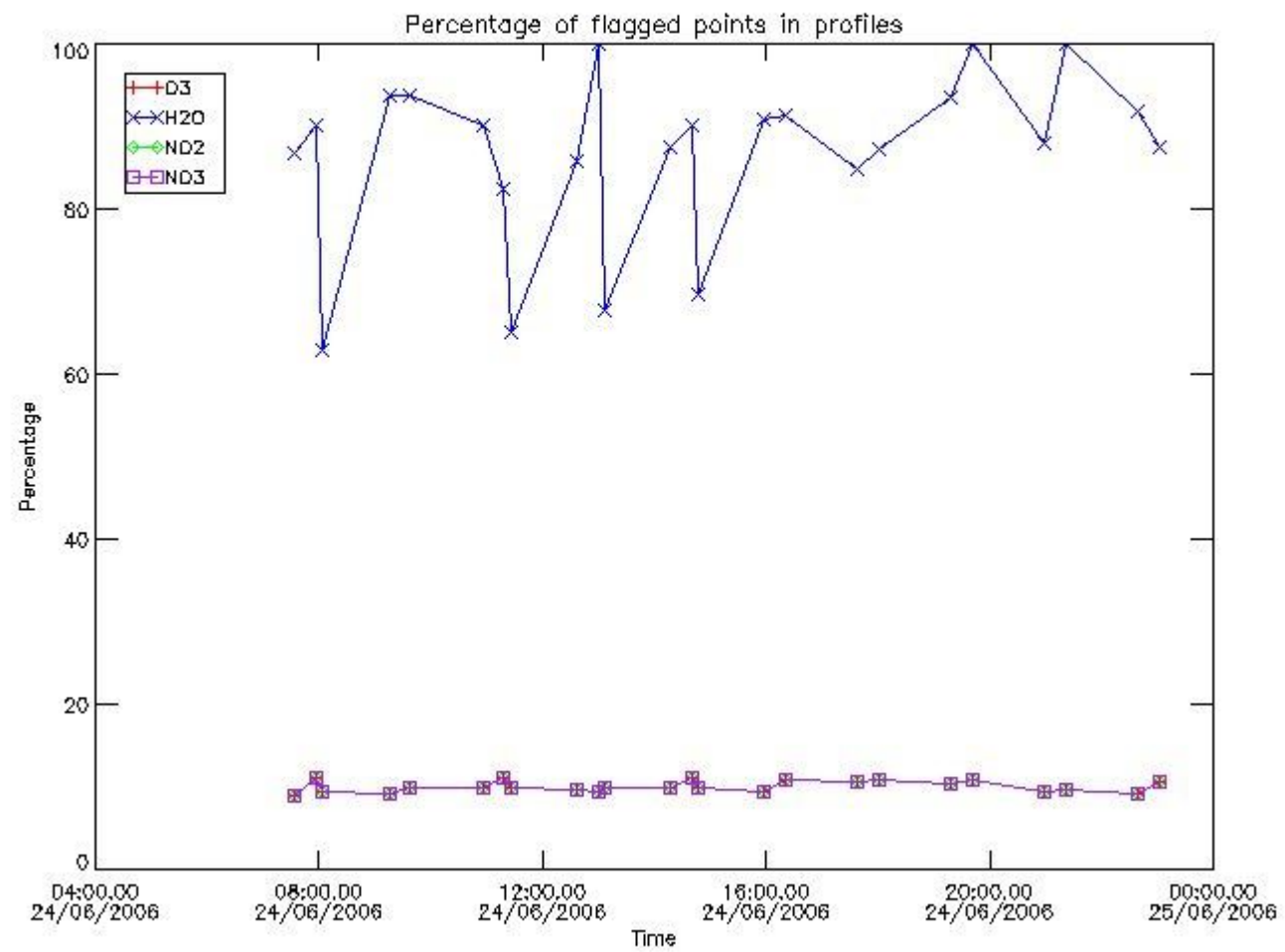
102	GOM_NL__2PRFIN20060624_171717_000000462048_00470_22568_9411.N1	24-JUN-2006 17:17:17	Bright	46.000	89	5Alp Cep	2.4510	8000.0	92	22568	No
103	GOM_NL__2PRFIN20060624_172420_000000462048_00470_22568_9412.N1	24-JUN-2006 17:24:20	Bright	45.500	74	11Bet Cas	2.2680	6600.0	91	22568	No
104	GOM_NL__2PRFIN20060624_172554_000000462048_00470_22568_9413.N1	24-JUN-2006 17:25:54	Bright	46.000	68	18Alp Cas	2.2250	4500.0	92	22568	No
105	GOM_NL__2PRFIN20060624_173141_000000442048_00470_22568_9414.N1	24-JUN-2006 17:31:41	Bright	44.000	73	57Gam1And	2.2600	13100.	88	22568	No
106	GOM_NL__2PRFIN20060624_173407_000000452048_00470_22568_9415.N1	24-JUN-2006 17:34:07	Tw_i_and_stray	44.500	173	4Bet Tri	3.0040	8900.0	89	22568	No
107	GOM_NL__2PRFIN20060624_173802_000000532048_00470_22568_9416.N1	24-JUN-2006 17:38:02	Dark	53.000	50	13Alp Ari	2.0070	4250.0	106	22568	No
108	GOM_NL__2PRFIN20060624_180113_000000472048_00471_22569_9400.N1	24-JUN-2006 18:01:13	Dark	47.000	84	Alp Phe	2.3970	4500.0	94	22569	No
109	GOM_NL__2PRFIN20060624_180741_000000522048_00471_22569_9401.N1	24-JUN-2006 18:07:41	Straylight	52.000	63	Bet Gru	2.1500	2800.0	104	22569	No
110	GOM_NL__2PRFIN20060624_180943_000000512048_00471_22569_9402.N1	24-JUN-2006 18:09:43	Straylight	50.500	31	Alp Gru	1.7340	15200.	101	22569	No
111	GOM_NL__2PRFIN20060624_181244_000000422048_00471_22569_9403.N1	24-JUN-2006 18:12:44	Straylight	42.000	45	Alp Pav	1.9400	26000.	84	22569	No
112	GOM_NL__2PRFIN20060624_182153_000000452048_00471_22569_9404.N1	24-JUN-2006 18:21:53	Tw_i_and_stray	44.500	38	20Eps Sgr	1.8360	11000.	89	22569	No
113	GOM_NL__2PRFIN20060624_182318_000000492048_00471_22569_9405.N1	24-JUN-2006 18:23:18	Bright	48.500	116	19Del Sgr	2.7000	4100.0	97	22569	No
114	GOM_NL__2PRFIN20060624_182527_000000482048_00471_22569_9406.N1	24-JUN-2006 18:25:27	Bright	48.000	155	41Pi Sgr	2.9000	6600.0	96	22569	No
115	GOM_NL__2PRFIN20060624_183413_000000392048_00471_22569_9407.N1	24-JUN-2006 18:34:13	Bright	39.000	126	60Bet Oph	2.7700	4250.0	78	22569	No
116	GOM_NL__2PRFIN20060624_183636_000000572048_00471_22569_9408.N1	24-JUN-2006 18:36:36	Bright	57.000	59	55Alp Oph	2.0800	8900.0	114	22569	No
117	GOM_NL__2PRFIN20060624_184610_000000502048_00471_22569_9409.N1	24-JUN-2006 18:46:10	Bright	50.000	5	3Alp Lyr	0.033000	11000.	100	22569	No
118	GOM_NL__2PRFIN20060624_184814_000000392048_00471_22569_9410.N1	24-JUN-2006 18:48:14	Bright	38.500	130	23Bet Dra	2.7990	5800.0	77	22569	No
119	GOM_NL__2PRFIN20060624_185752_000000452048_00471_22569_9411.N1	24-JUN-2006 18:57:52	Bright	45.000	89	5Alp Cep	2.4510	8000.0	90	22569	No
120	GOM_NL__2PRFIN20060624_190456_000000452048_00471_22569_9412.N1	24-JUN-2006 19:04:56	Bright	44.500	74	11Bet Cas	2.2680	6600.0	89	22569	No
121	GOM_NL__2PRFIN20060624_190629_000000462048_00471_22569_9413.N1	24-JUN-2006 19:06:29	Bright	46.000	68	18Alp Cas	2.2250	4500.0	92	22569	No
122	GOM_NL__2PRFIN20060624_191216_000000462048_00471_22569_9414.N1	24-JUN-2006 19:12:16	Bright	45.500	73	57Gam1And	2.2600	13100.	91	22569	No
123	GOM_NL__2PRFIN20060624_191443_000000462048_00471_22569_9415.N1	24-JUN-2006 19:14:43	Tw_i_and_stray	46.000	173	4Bet Tri	3.0040	8900.0	92	22569	No
124	GOM_NL__2PRFIN20060624_191838_000000542048_00471_22569_9416.N1	24-JUN-2006 19:18:38	Dark	53.500	50	13Alp Ari	2.0070	4250.0	107	22569	No
125	GOM_NL__2PRFIN20060624_194150_000000472048_00472_22570_9400.N1	24-JUN-2006 19:41:50	Dark	46.500	84	Alp Phe	2.3970	4500.0	93	22570	No
126	GOM_NL__2PRFIN20060624_194818_000000622048_00472_22570_9401.N1	24-JUN-2006 19:48:18	Straylight	62.000	63	Bet Gru	2.1500	2800.0	124	22570	No
127	GOM_NL__2PRFIN20060624_195020_000000502048_00472_22570_9402.N1	24-JUN-2006 19:50:20	Straylight	49.500	31	Alp Gru	1.7340	15200.	99	22570	No
128	GOM_NL__2PRFIN20060624_195320_000000412048_00472_22570_9403.N1	24-JUN-2006 19:53:20	Straylight	40.500	45	Alp Pav	1.9400	26000.	81	22570	No
129	GOM_NL__2PRFIN20060624_200230_000000452048_00472_22570_9404.N1	24-JUN-2006 20:02:30	Tw_i_and_stray	44.500	38	20Eps Sgr	1.8360	11000.	89	22570	No
130	GOM_NL__2PRFIN20060624_200354_000000482048_00472_22570_9405.N1	24-JUN-2006 20:03:54	Bright	48.000	116	19Del Sgr	2.7000	4100.0	96	22570	No
131	GOM_NL__2PRFIN20060624_200603_000000482048_00472_22570_9406.N1	24-JUN-2006 20:06:03	Bright	48.000	155	41Pi Sgr	2.9000	6600.0	96	22570	No
132	GOM_NL__2PRFIN20060624_201449_000000392048_00472_22570_9407.N1	24-JUN-2006 20:14:49	Bright	38.500	126	60Bet Oph	2.7700	4250.0	77	22570	No
133	GOM_NL__2PRFIN20060624_201712_000000372048_00472_22570_9408.N1	24-JUN-2006 20:17:12	Bright	37.000	59	55Alp Oph	2.0800	8900.0	74	22570	No
134	GOM_NL__2PRFIN20060624_202645_000000442048_00472_22570_9409.N1	24-JUN-2006 20:26:45	Bright	43.500	5	3Alp Lyr	0.033000	11000.	87	22570	No
135	GOM_NL__2PRFIN20060624_202849_000000392048_00472_22570_9410.N1	24-JUN-2006 20:28:49	Bright	38.500	130	23Bet Dra	2.7990	5800.0	77	22570	No
136	GOM_NL__2PRFIN20060624_203827_000000452048_00472_22570_9411.N1	24-JUN-2006 20:38:27	Bright	45.000	89	5Alp Cep	2.4510	8000.0	90	22570	No
137	GOM_NL__2PRFIN20060624_204531_000000442048_00472_22570_9412.N1	24-JUN-2006 20:45:31	Bright	44.000	74	11Bet Cas	2.2680	6600.0	88	22570	No
138	GOM_NL__2PRFIN20060624_204705_000000472048_00472_22570_9413.N1	24-JUN-2006 20:47:05	Bright	46.500	68	18Alp Cas	2.2250	4500.0	93	22570	No
139	GOM_NL__2PRFIN20060624_205252_000000512048_00472_22570_9414.N1	24-JUN-2006 20:52:52	Bright	51.000	73	57Gam1And	2.2600	13100.	102	22570	No
140	GOM_NL__2PRFIN20060624_205519_000000462048_00472_22570_9415.N1	24-JUN-2006 20:55:19	Tw_i_and_stray	45.500	173	4Bet Tri	3.0040	8900.0	91	22570	No
141	GOM_NL__2PRFIN20060624_205914_000000542048_00472_22570_9416.N1	24-JUN-2006 20:59:14	Dark	54.000	50	13Alp Ari	2.0070	4250.0	108	22570	No
142	GOM_NL__2PRFIN20060624_212226_000000542048_00473_22571_9400.N1	24-JUN-2006 21:22:26	Dark	53.500	84	Alp Phe	2.3970	4500.0	107	22571	No
143	GOM_NL__2PRFIN20060624_212855_000000522048_00473_22571_9401.N1	24-JUN-2006 21:28:55	Straylight	52.000	63	Bet Gru	2.1500	2800.0	104	22571	No
144	GOM_NL__2PRFIN20060624_213057_000000482048_00473_22571_9402.N1	24-JUN-2006 21:30:57	Straylight	48.000	31	Alp Gru	1.7340	15200.	96	22571	No
145	GOM_NL__2PRFIN20060624_213356_000000392048_00473_22571_9403.N1	24-JUN-2006 21:33:56	Straylight	38.500	45	Alp Pav	1.9400	26000.	77	22571	No
146	GOM_NL__2PRFIN20060624_214306_000000442048_00473_22571_9404.N1	24-JUN-2006 21:43:06	Tw_i_and_stray	43.500	38	20Eps Sgr	1.8360	11000.	87	22571	No
147	GOM_NL__2PRFIN20060624_214430_000000452048_00473_22571_9405.N1	24-JUN-2006 21:44:30	Bright	45.000	116	19Del Sgr	2.7000	4100.0	90	22571	No
148	GOM_NL__2PRFIN20060624_214639_000000502048_00473_22571_9406.N1	24-JUN-2006 21:46:39	Bright	49.500	155	41Pi Sgr	2.9000	6600.0	99	22571	No
149	GOM_NL__2PRFIN20060624_215524_000000392048_00473_22571_9407.N1	24-JUN-2006 21:55:24	Bright	39.000	126	60Bet Oph	2.7700	4250.0	78	22571	No
150	GOM_NL__2PRFIN20060624_215748_000000382048_00473_22571_9408.N1	24-JUN-2006 21:57:48	Bright	37.500	59	55Alp Oph	2.0800	8900.0	75	22571	No
151	GOM_NL__2PRFIN20060624_220720_000000432048_00473_22571_9409.N1	24-JUN-2006 22:07:20	Bright	43.000	5	3Alp Lyr	0.033000	11000.	86	22571	No
152	GOM_NL__2PRFIN20060624_220925_000000402048_00473_22571_9410.N1	24-JUN-2006 22:09:25	Bright	40.000	130	23Bet Dra	2.7990	5800.0	80	22571	No
153	GOM_NL__2PRFIN20060624_221903_000000432048_00473_22571_9411.N1	24-JUN-2006 22:19:03	Bright	42.500	89	5Alp Cep	2.4510	8000.0	85	22571	No
154	GOM_NL__2PRFIN20060624_222607_000000452048_00473_22571_9412.N1	24-JUN-2006 22:26:07	Bright	44.500	74	11Bet Cas	2.2680	6600.0	89	22571	No
155	GOM_NL__2PRFIN20060624_222741_000000452048_00473_22571_9413.N1	24-JUN-2006 22:27:41	Bright	45.000	68	18Alp Cas	2.2250	4500.0	90	22571	No
156	GOM_NL__2PRFIN20060624_223328_000000452048_00473_22571_9414.N1	24-JUN-2006 22:33:28	Bright	44.500	73	57Gam1And	2.2600	13100.	89	22571	No
157	GOM_NL__2PRFIN20060624_223555_000000462048_00473_22571_9415.N1	24-JUN-2006 22:35:55	Tw_i_and_stray	45.500	173	4Bet Tri	3.0040	8900.0	91	22571	No
158	GOM_NL__2PRFIN20060624_223950_000000552048_00473_22571_9416.N1	24-JUN-2006 22:39:50	Dark	54.500	50	13Alp Ari	2.0070	4250.0	109	22571	No
159	GOM_NL__2PRFIN20060624_230303_000000492048_00474_22572_9400.N1	24-JUN-2006 23:03:03	Dark	48.500	84	Alp Phe	2.3970	4500.0	97	22572	No
160	GOM_NL__2PRFIN20060624_230932_000000522048_00474_22572_9401.N1	24-JUN-2006 23:09:32	Straylight	51.500	63	Bet Gru	2.1500	2800.0	103	22572	No

161	GOM_NL__2PRFIN20060624_231134_000000492048_00474_22572_9402.N1	24-JUN-2006 23:11:34	Straylight	49.000	31	Alp Gru	1.7340	15200.	98	22572	No
162	GOM_NL__2PRFIN20060624_231433_000000402048_00474_22572_9403.N1	24-JUN-2006 23:14:33	Straylight	40.000	45	Alp Pav	1.9400	26000.	80	22572	No
163	GOM_NL__2PRFIN20060624_232342_000000442048_00474_22572_9404.N1	24-JUN-2006 23:23:42	Twilight_stray	43.500	38	20Eps Sgr	1.8360	11000.	87	22572	No
164	GOM_NL__2PRFIN20060624_232506_000000452048_00474_22572_9405.N1	24-JUN-2006 23:25:06	Bright	44.500	116	19Del Sgr	2.7000	4100.0	89	22572	No
165	GOM_NL__2PRFIN20060624_232715_000000482048_00474_22572_9406.N1	24-JUN-2006 23:27:15	Bright	48.000	155	41Pi Sgr	2.9000	6600.0	96	22572	No
166	GOM_NL__2PRFIN20060624_233600_000000392048_00474_22572_9407.N1	24-JUN-2006 23:36:00	Bright	39.000	126	60Bet Oph	2.7700	4250.0	78	22572	No
167	GOM_NL__2PRFIN20060624_233823_000000392048_00474_22572_9408.N1	24-JUN-2006 23:38:23	Bright	38.500	59	55Alp Oph	2.0800	8900.0	77	22572	No
168	GOM_NL__2PRFIN20060624_234755_000000432048_00474_22572_9409.N1	24-JUN-2006 23:47:55	Bright	43.000	5	3Alp Lyr	0.033000	11000.	86	22572	No
169	GOM_NL__2PRFIN20060624_235000_000000532048_00474_22572_9410.N1	24-JUN-2006 23:50:00	Bright	53.000	130	23Bet Dra	2.7990	5800.0	106	22572	No
170	GOM_NL__2PRFIN20060624_235938_000000462048_00474_22572_9411.N1	24-JUN-2006 23:59:38	Bright	46.000	89	5Alp Cep	2.4510	8000.0	92	22572	No

3. Quality information per product

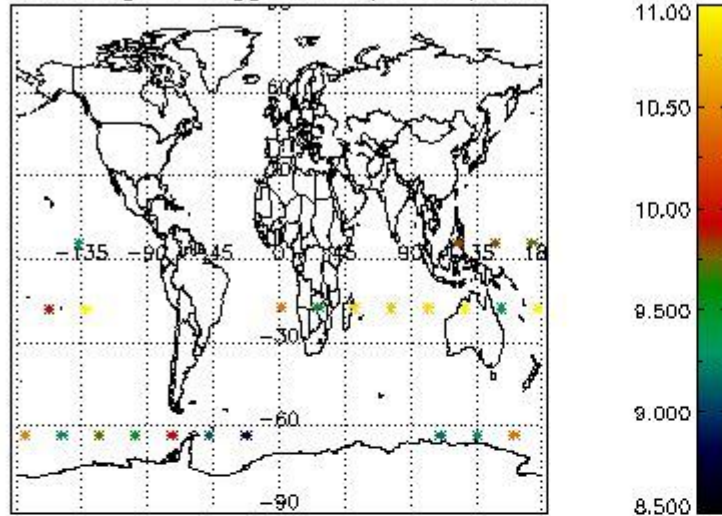
In this section it is plotted some information contained in the Quality Summary data set of the level 2 products. Only products in dark limb conditions and without errors (error flag in the MPH set to "0") are used.

3.1 Plot quality information per product (time dependant)

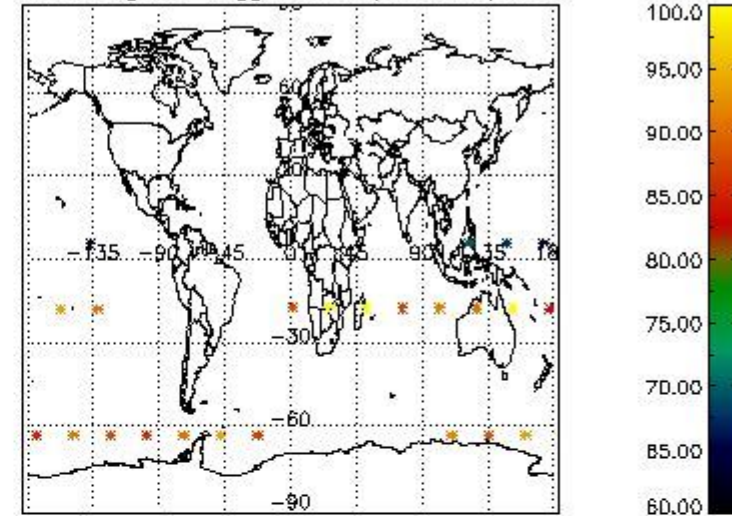


3.2 Plot quality information per product (world map)

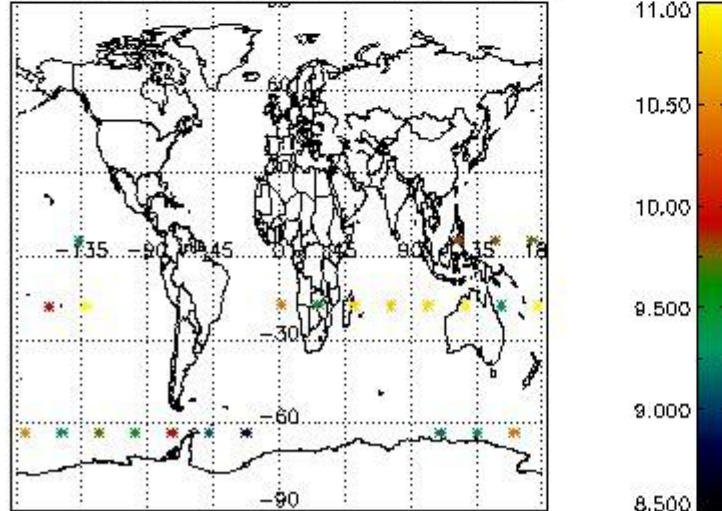
Percentage of flagged data per O3 profile



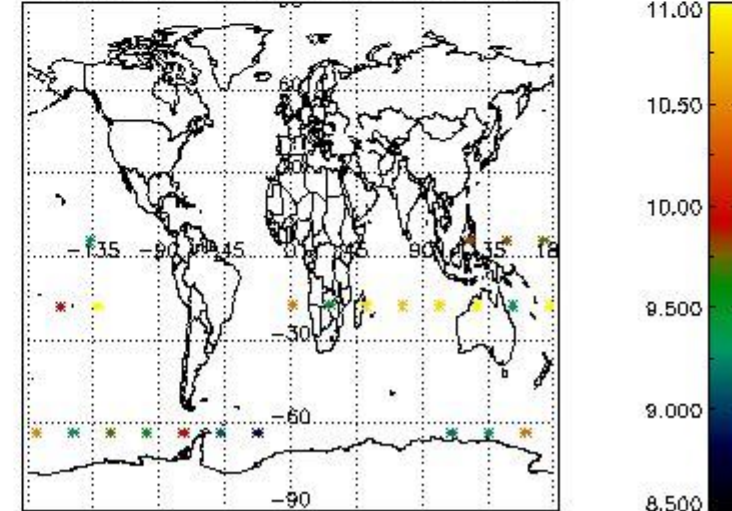
Percentage of flagged data per H2O profile



Percentage of flagged data per NO2 profile



Percentage of flagged data per NO3 profile

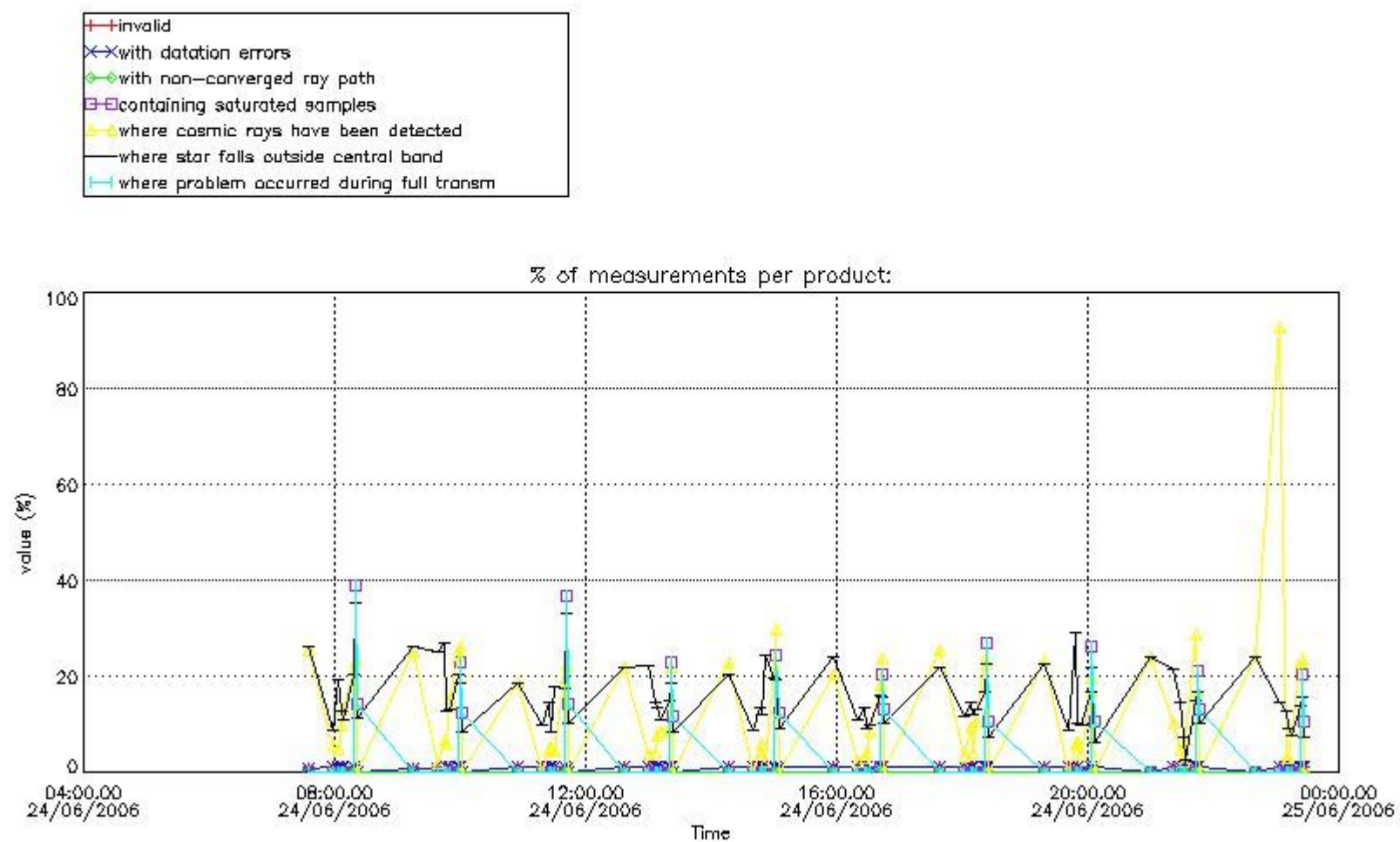


4. Level 1 quality information per product

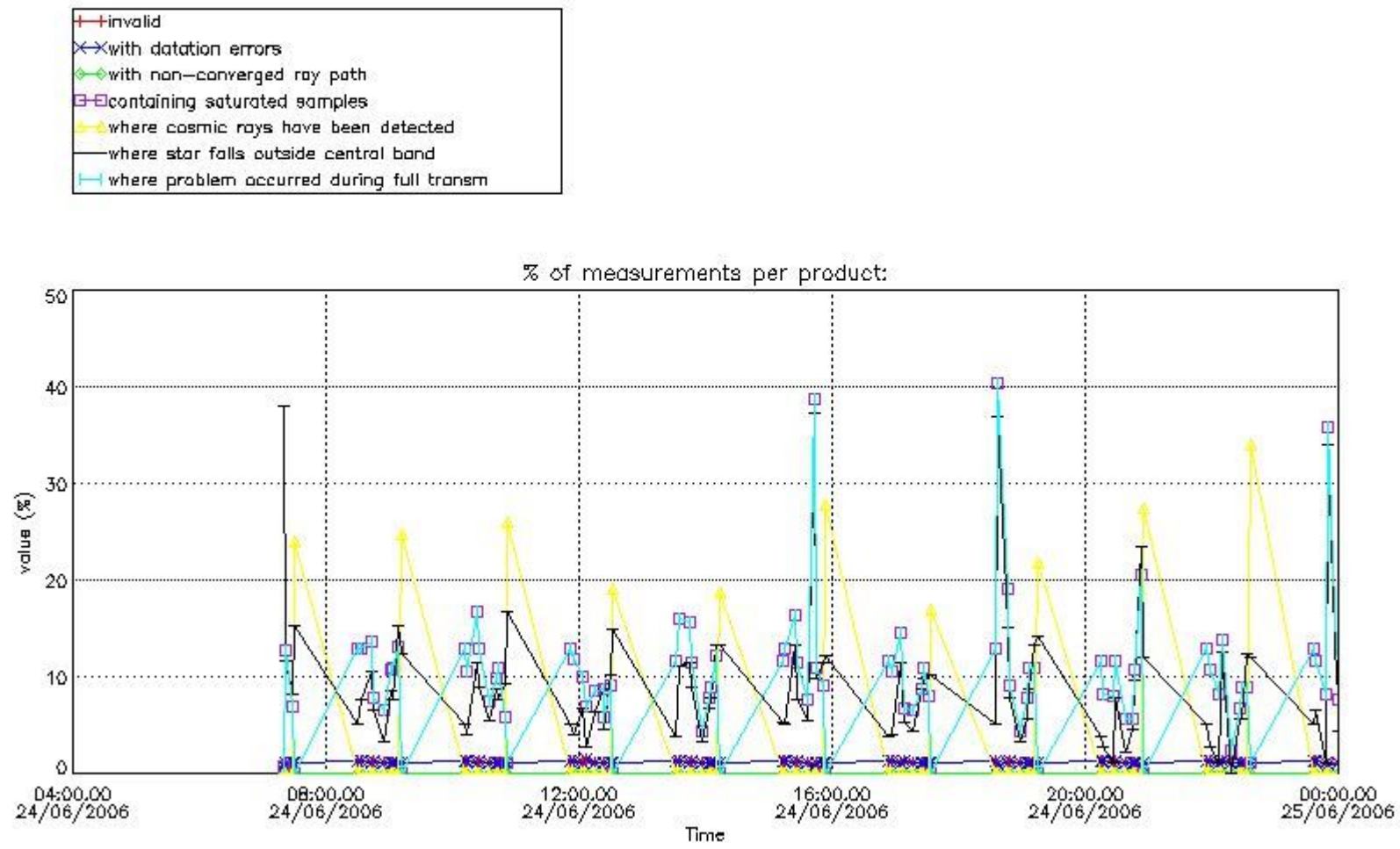
In this section it is plotted some information contained in the Quality Summary data set of the level 2 products that comes from the level 1b processing. Products without errors (error flag in the MPH set to "0") are used.

4.1 Plot quality information per product (time dependant) coming from level 1b processing

4.1.1 Plot level 1 quality information per product (time dependant): ENVISAT ASCENDING passes

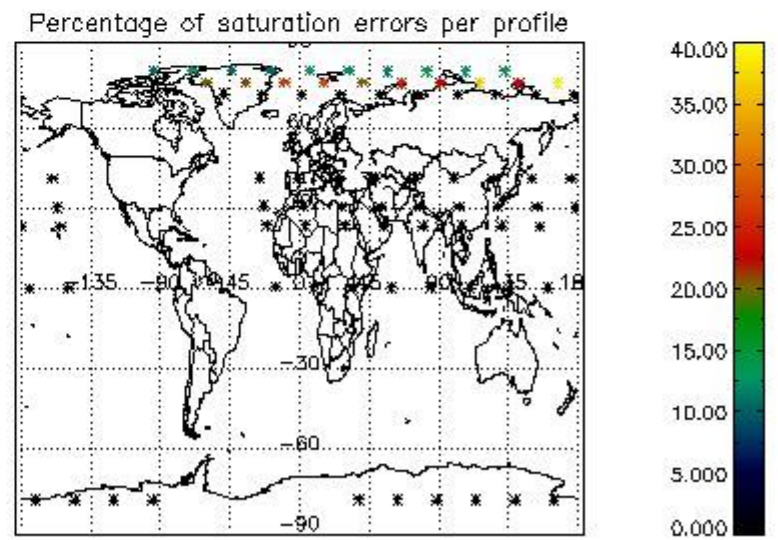
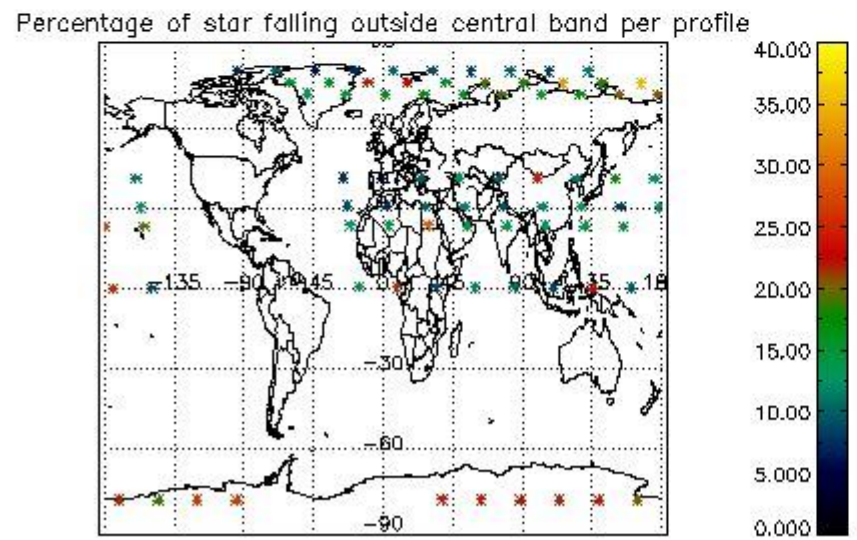
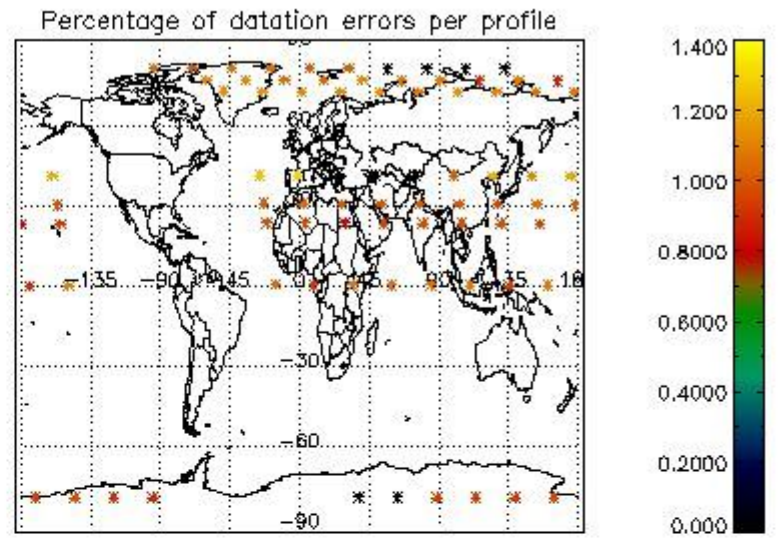
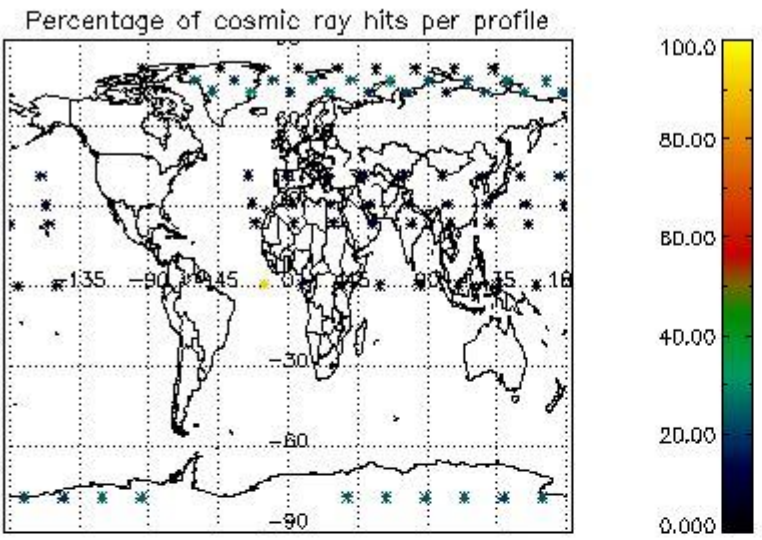


4.1.2 Plot level 1 quality information per product (time dependant): ENVISAT DESCENDING passes

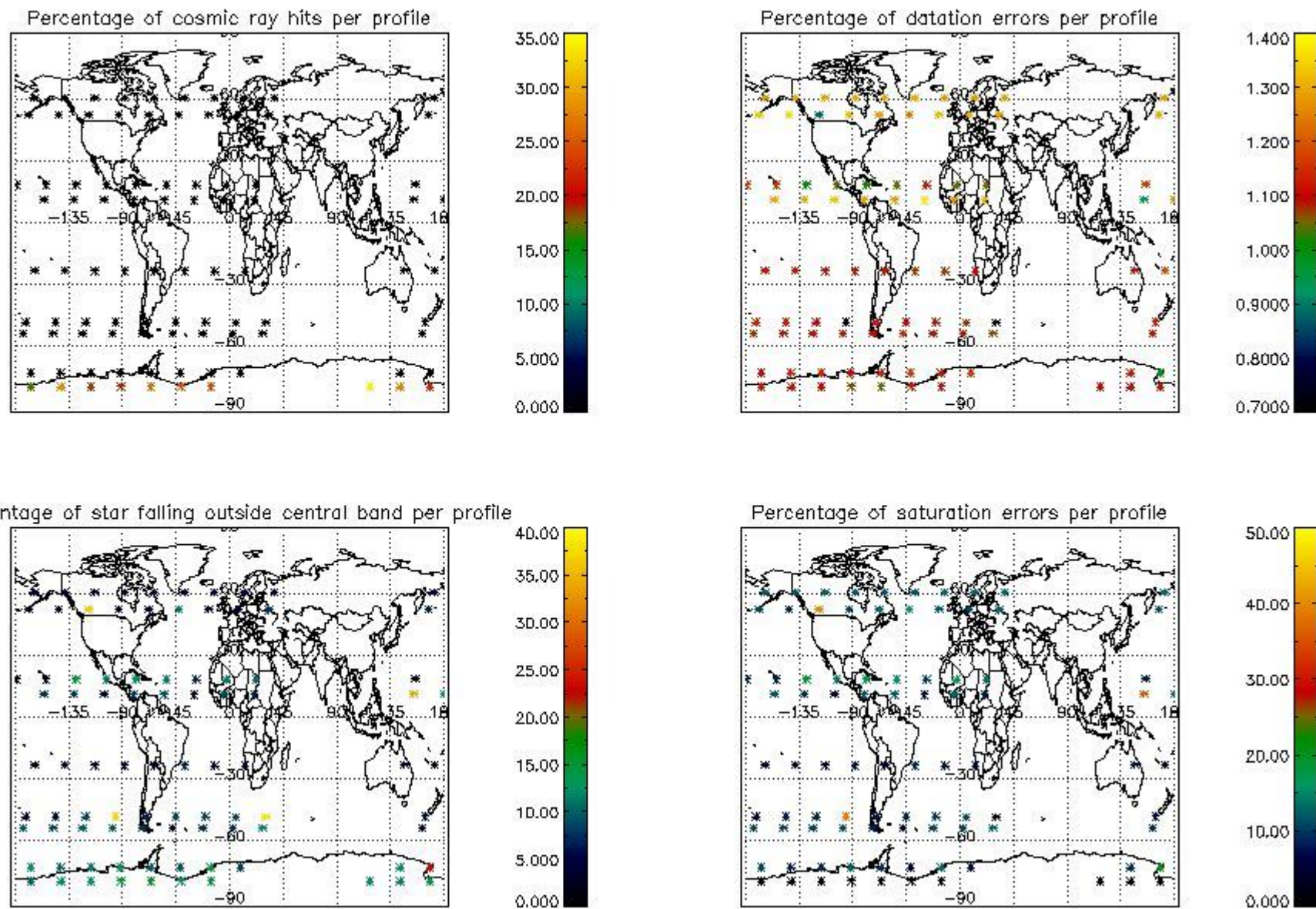


4.2 Plot quality information per product coming from level 1b processing (world map)

4.2.1 Plot level 1 quality information per product (world map): ENVISAT ASCENDING passes



4.2.2 Plot level 1 quality information per product (world map): ENVISAT DESCENDING passes



5. Trace gas profiles

5.1 Ozone statistics based on quality of products

The final quality of the products can be "measured" using the STD (Standard Deviation) attached to every point profile. This information is written to the parameter GOM_NL__2P/NL_LOCAL_SPECIES_DENSITY/o3_std of the level 2 products. The table below shows the statistics for given STD ranges.

The statistics are given with respect to the overall valid production:

- Products without fatal errors: GOM_NL__2P/MPH/PRODUCT_ERR=0
- Valid point profile: GOM_NL__2P/NL_LOCAL_SPECIES_DENSITY/pcd(0)=0

The 'Criteria' is applied to valid points of dark limb products:

- Products in dark limb illumination condition: GOM_NL__2P/NL_SUMMARY_QUALITY/obs_ill_cond=0
- Products without fatal errors: GOM_NL__2P/MPH/PRODUCT_ERR=0
- Valid point profile: GOM_NL__2P/NL_LOCAL_SPECIES_DENSITY/pcd(0)=0

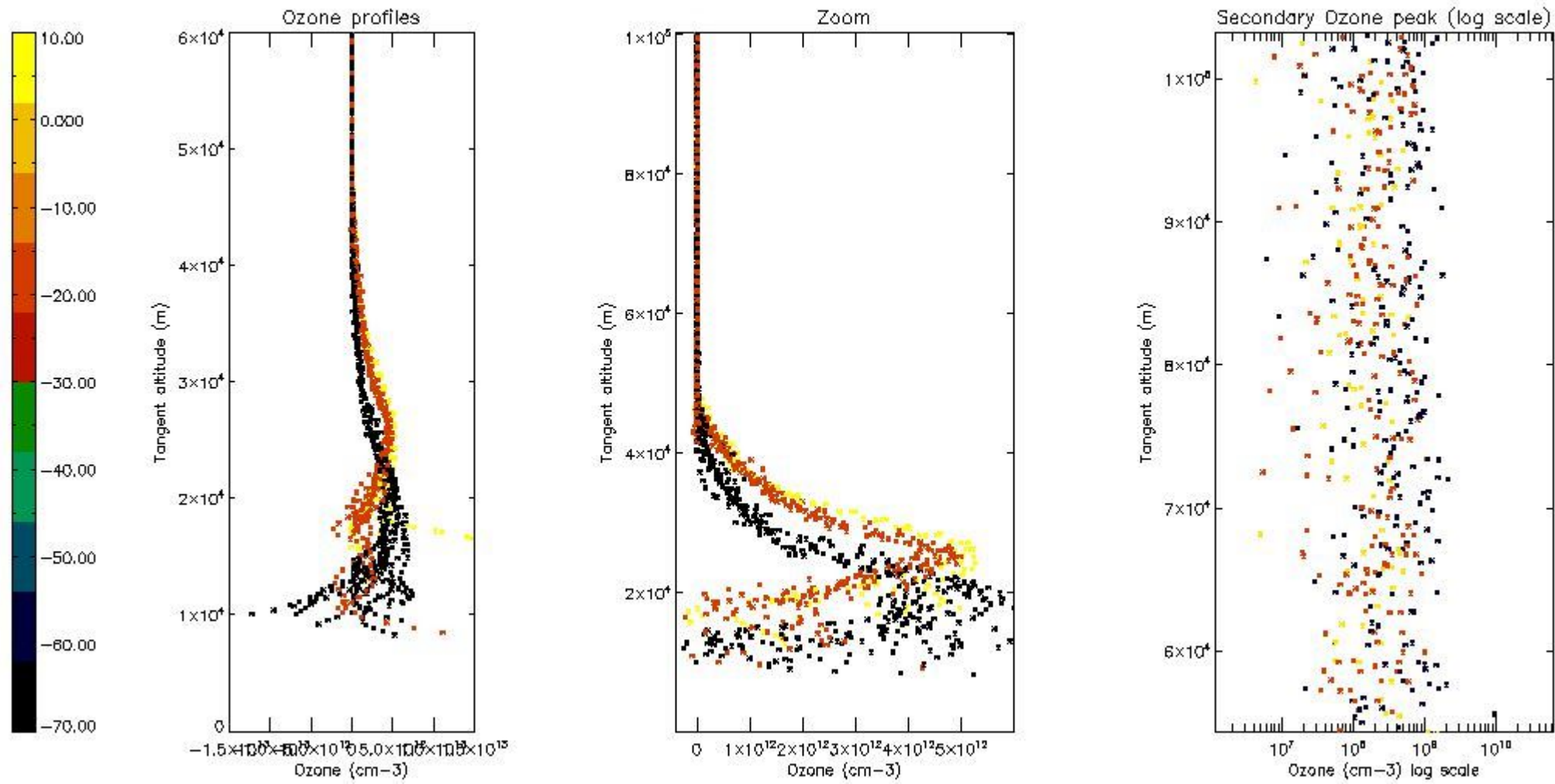
So, the table below shows the percentage of dark limb and valid observations for each criteria with respect to the overall valid daily observations.

Criteria	% of total production
All STD	16
STD < 20	5

STD < 10	2
STD < 5	0

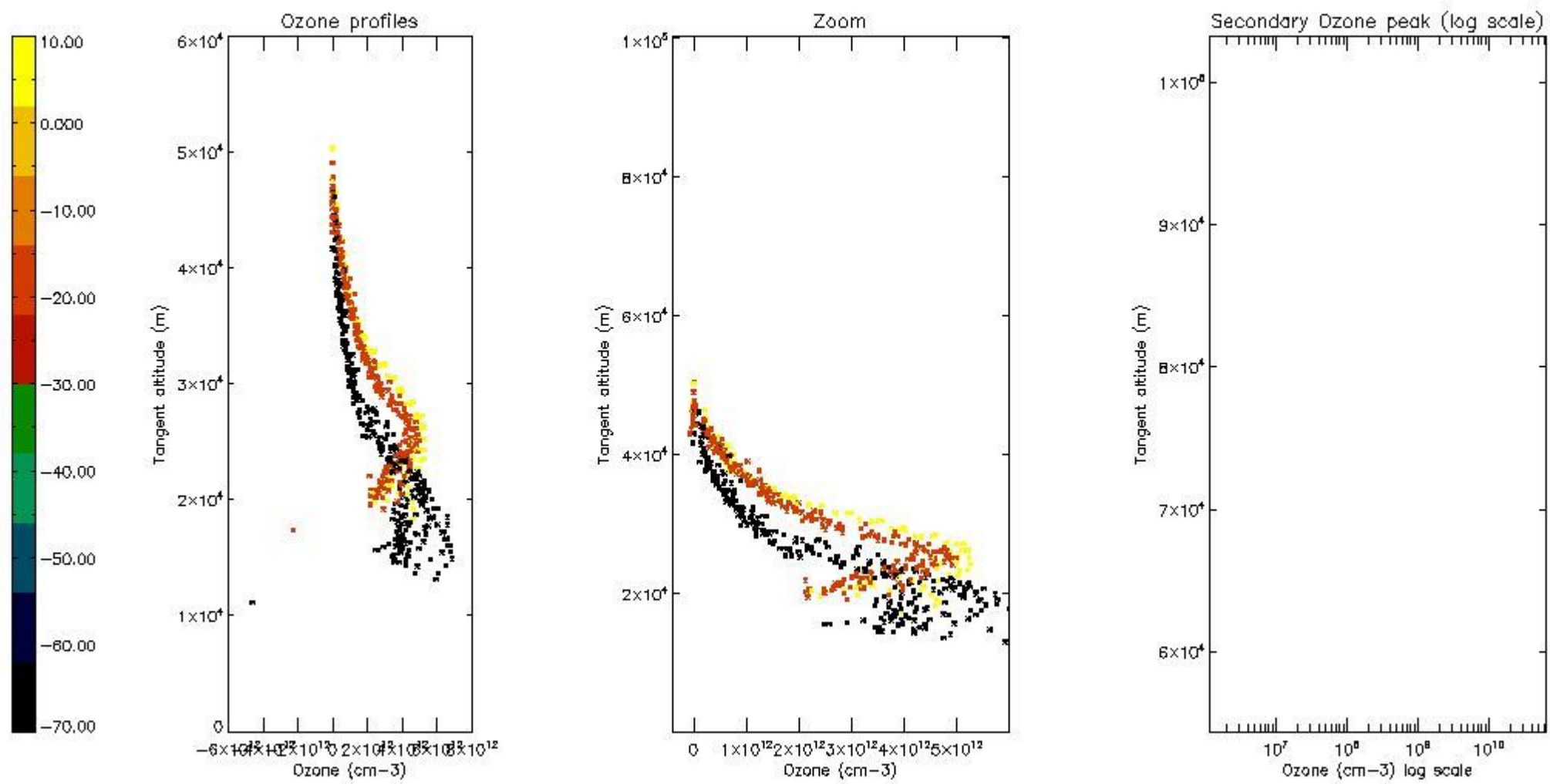
5.2 Plot ozone profiles for all STD (dark without errors)

The colorbar represents the latitude.



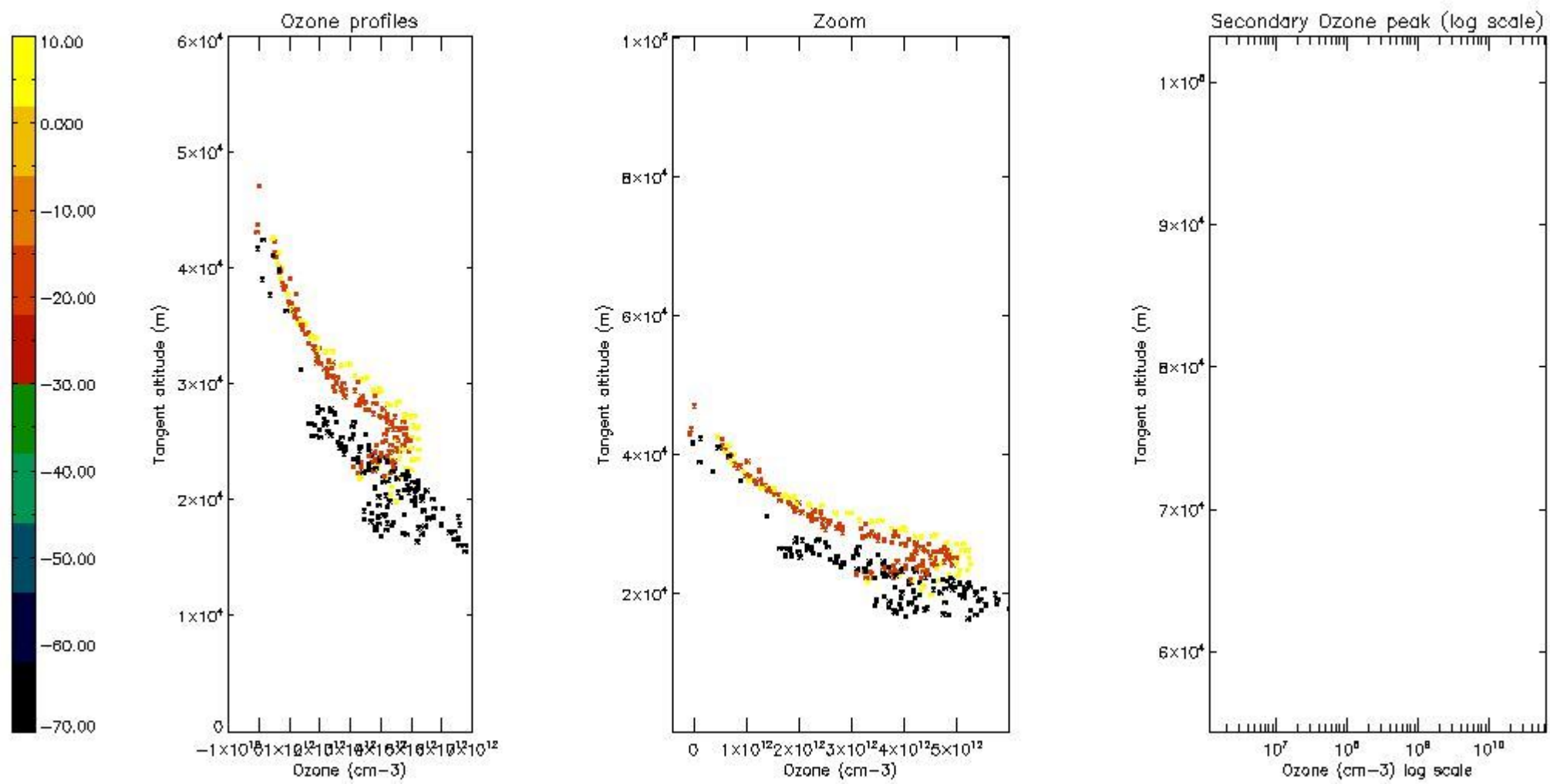
5.3 Plot ozone profiles where STD < 20% (dark without errors)

The colorbar represents the latitude.



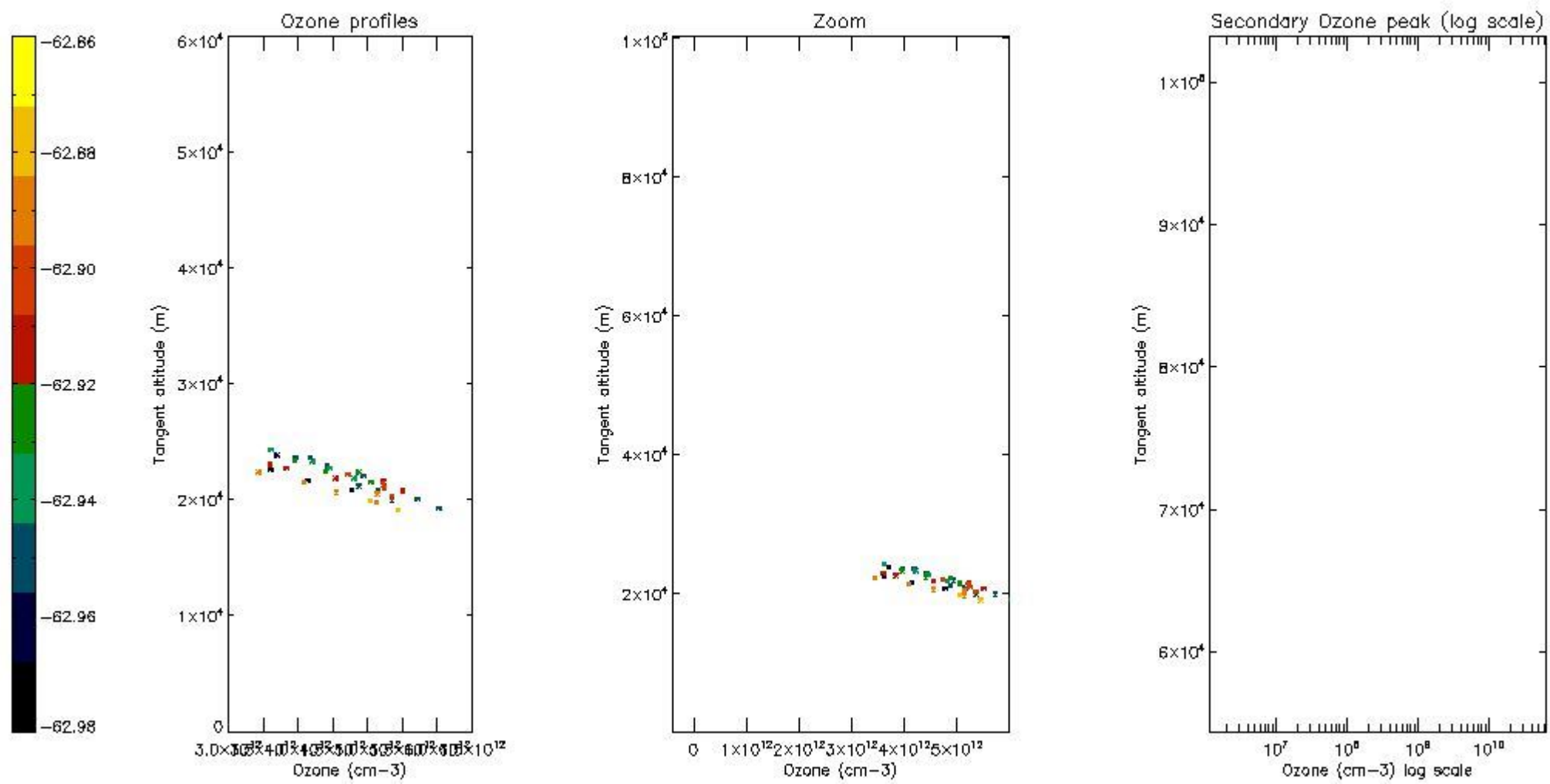
5.4 Plot ozone profiles where STD < 10% (dark without errors)

The colorbar represents the latitude.



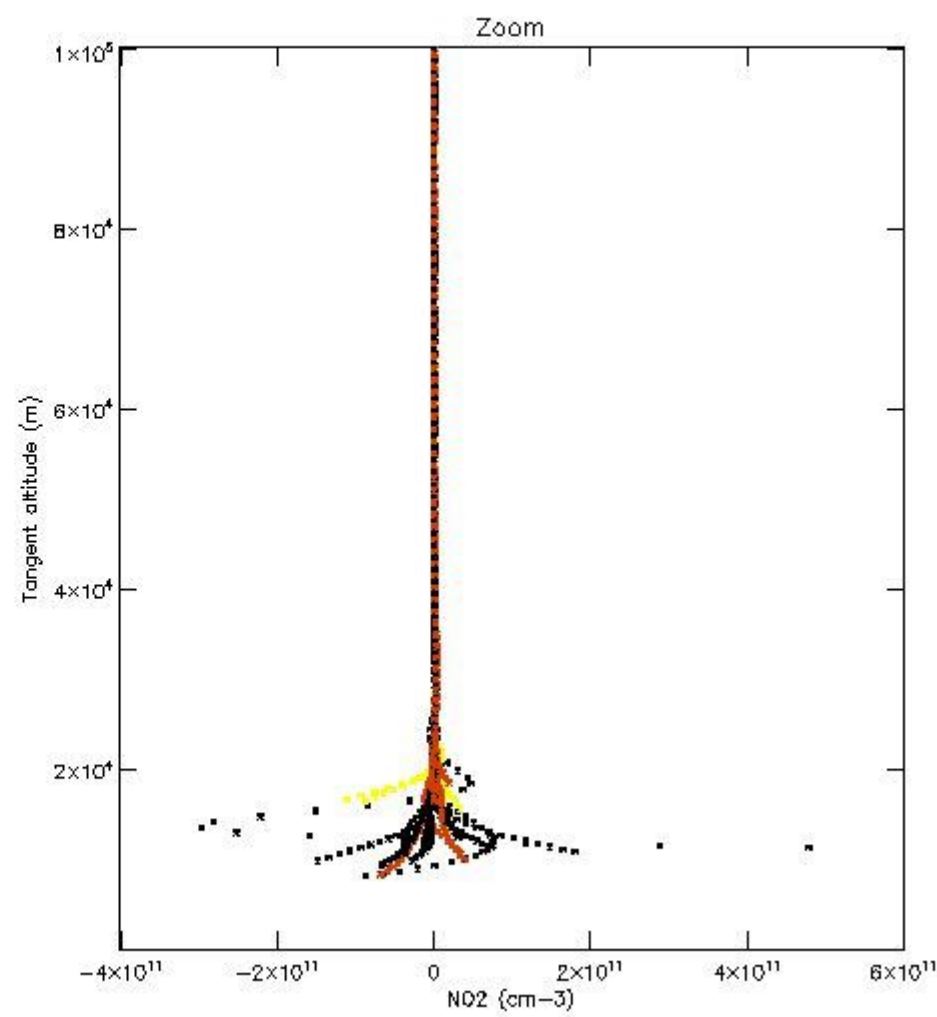
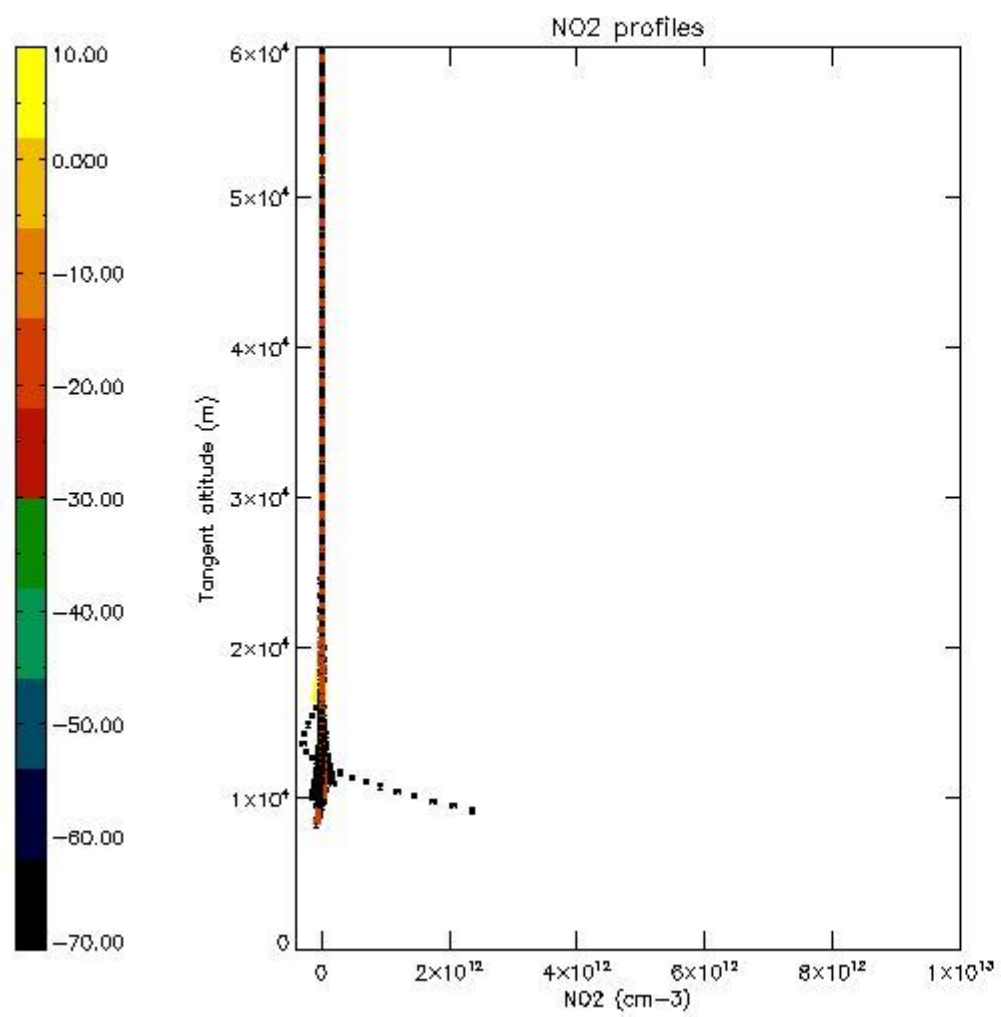
5.5 Plot ozone profiles where $STD < 5\%$ (dark without errors)

The colorbar represents the latitude.



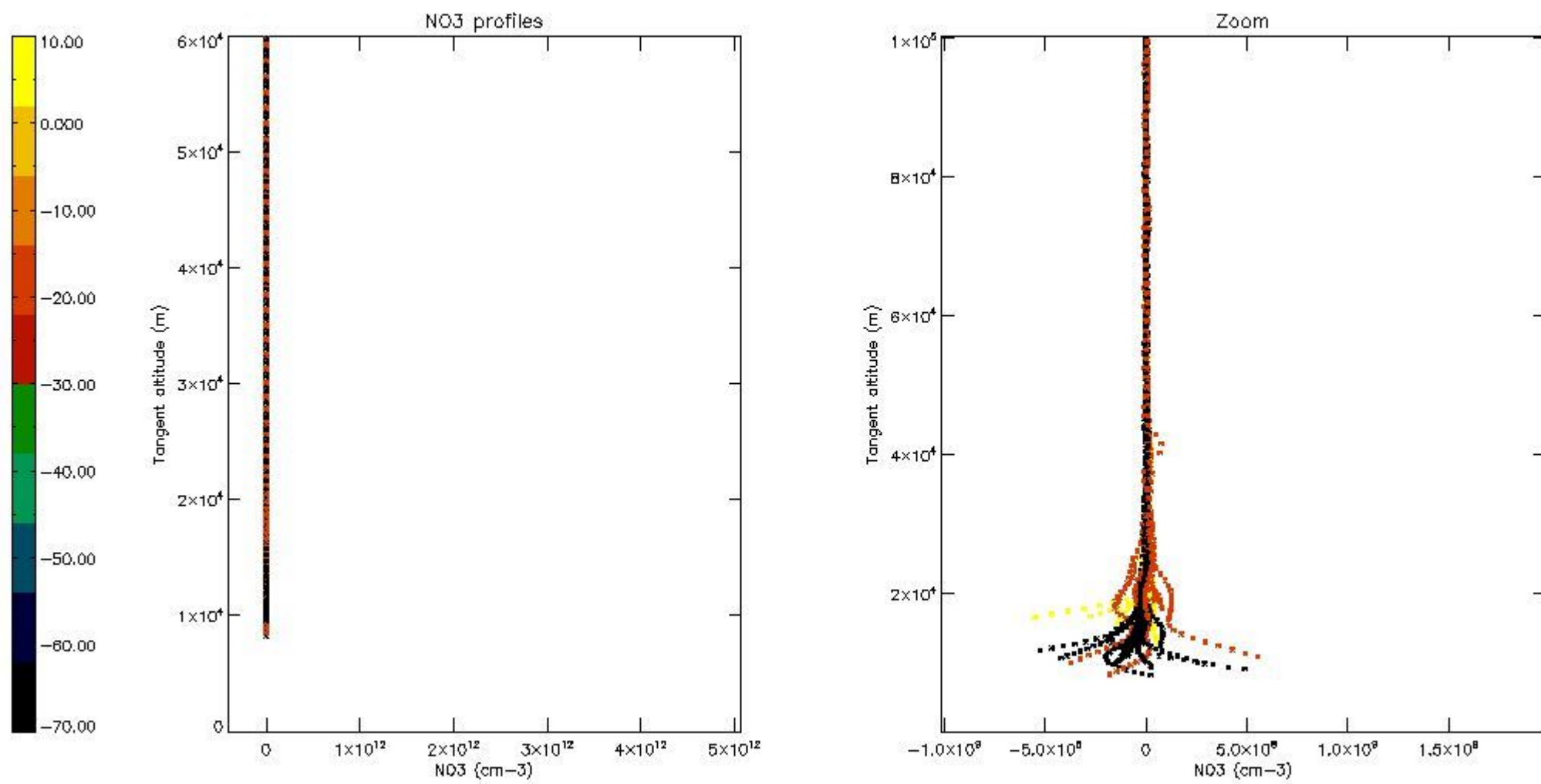
5.6 Plot NO₂ profiles for all STD (dark without errors)

The colorbar represents the latitude.



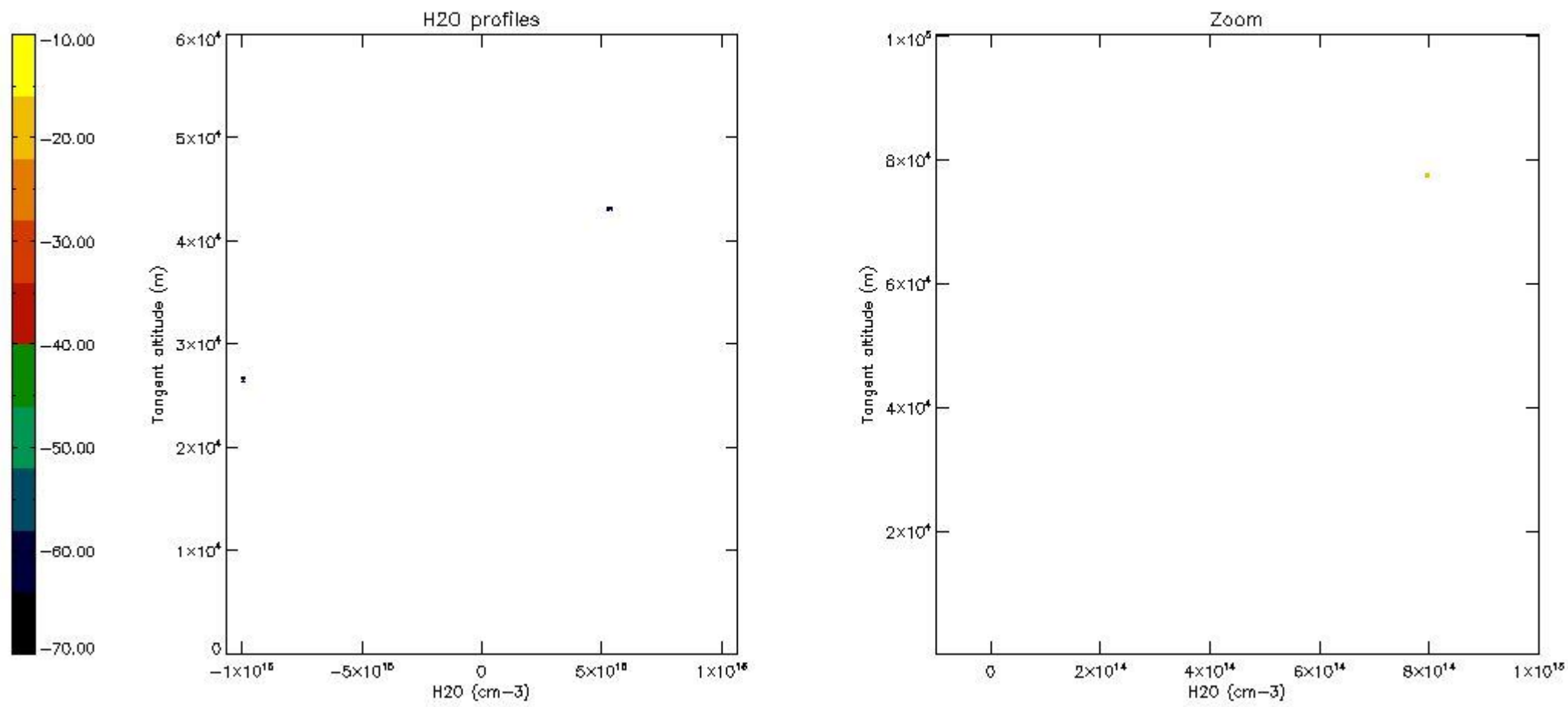
5.7 Plot NO3 profiles for all STD (dark without errors)

The colorbar represents the latitude.



5.8 Plot H2O profiles for all STD (only for occultations of stars 1,2,3,4,13,14,16,26,63 dark without errors)

The colorbar represents the latitude.



6. Auxiliary Data Files used for the production reported in section 2

The number reported in the third column indicates since which file (see list in section 2) the corresponding auxiliary file has been used. The fourth column is the date of those product files.

Type	Auxiliary Filename	Used since product	Used since product date
INST_PHYS_CHARACTERISTICS	GOM_INS_AXVIEC20091111_143220_20030716_120000_20500101_000000	1	24-JUN-2006 07:20:47
LEVEL-2_PROC_CONFIG	GOM_PR2_AXVIEC20091111_152718_20020301_000000_20500101_000000	1	24-JUN-2006 07:20:47
CROSS_SECTIONS_FILE	GOM_CRS_AXVIEC20091111_154832_20020301_000000_20500101_000000	1	24-JUN-2006 07:20:47

GOMOS Level 2 Daily Report

SUMMARY

[1. General Info](#)

[2. Summary of processed GOM_NL_2P products](#)

[3. Level 2 Quality information per product](#)

[3.1 Plot of level 2 quality information per product \(time dependant\)](#)

[3.2 Plot of level 2 quality information per product \(world map\)](#)

[4. Level 1 Quality information per product \(stored on level 2 products\)](#)

[4.1 Plot of level 1 quality information per product \(time dependant\)](#)

[4.1.1 Plot of level 1 quality information per product \(time dependant\): ASCENDING](#)

[4.1.2 Plot of level 1 quality information per product \(time dependant\): DESCENDING](#)

[4.2 Plot of level 1 quality information per product \(world map\)](#)

[4.2.1 Plot of level 1 quality information per product \(world map\): ASCENDING](#)

[4.2.2 Plot of level 1 quality information per product \(world map\): DESCENDING](#)

[5. Ozone profiles based on quality statistics and other trace gas profiles](#)

[5.1 Ozone statistics based on quality of products](#)

[5.2 Plot ozone profiles for all STD \(dark without errors\)](#)

[5.3 Plot ozone profiles where STD < 20% \(dark without errors\)](#)

[5.4. Plot ozone profiles where STD < 10% \(dark without errors\)](#)

[5.5. Plot ozone profiles where STD < 5% \(dark without errors\)](#)

[5.6 Plot NO2 profiles for all STD \(dark without errors\)](#)

[5.7 Plot NO3 profiles for all STD \(dark without errors\)](#)

[5.8 Plot H2O profiles \(only for occultations of stars 1,2,3,4,13,14,16,26,63 dark without errors\) for all STD](#)

[6. Auxiliary Data Files used for the production reported in section 2](#)

This report presents the daily analysis on parameters extracted from GOMOS level 2 data (GOM_NL__2P). It is intended to monitor some important parameters that will impact the quality of these products. A list of level 2 products (and content) that have arrived during the reporting day to the PCF is also given.

Item	Value
Time of report generation	24APR2013 00:25:30
Data source version	GOMOS/6.01
Start time of products	24-06-2006 (24JUN2006 00:00:00)
Stop time of products	25-06-2006 (25JUN2006 00:00:00)
Store outputs in DB	Yes
Nb of level 2 prods	170
Nb of prods with errors	0

2. Summary of processed GOM_NL__2P products.

Nr	Filename	UTC Start time	Limb	Duration	Star Id	Star Name	Star Mag	Star Temp	Nb Meas	Orbit	Prod. error
1	GOM_NL__2PRFIN20060624_072047_000000672048_00464_22562_9380.N1	24-JUN-2006 07:20:47	Bright	67.000	74	11Bet Cas	2.2680	6600.0	134	22562	No
2	GOM_NL__2PRFIN20060624_072220_000000472048_00464_22562_9381.N1	24-JUN-2006 07:22:20	Bright	47.000	68	18Alp Cas	2.2250	4500.0	94	22562	No
3	GOM_NL__2PRFIN20060624_072805_000000432048_00464_22562_9382.N1	24-JUN-2006 07:28:05	Bright	43.000	73	57Gam1And	2.2600	13100.	86	22562	No
4	GOM_NL__2PRFIN20060624_073031_000000462048_00464_22562_9383.N1	24-JUN-2006 07:30:31	Twilight	46.000	173	4Bet Tri	3.0040	8900.0	92	22562	No
5	GOM_NL__2PRFIN20060624_073424_000000572048_00464_22562_9384.N1	24-JUN-2006 07:34:24	Dark	57.000	50	13Alp Ari	2.0070	4250.0	114	22562	No
6	GOM_NL__2PRFIN20060624_075732_000000462048_00465_22563_9380.N1	24-JUN-2006 07:57:32	Dark	46.000	84	Alp Phe	2.3970	4500.0	92	22563	No
7	GOM_NL__2PRFIN20060624_080400_000000552048_00465_22563_9381.N1	24-JUN-2006 08:04:00	Dark	54.500	63	Bet Gru	2.1500	2800.0	109	22563	No
8	GOM_NL__2PRFIN20060624_080602_000000512048_00465_22563_9382.N1	24-JUN-2006 08:06:02	Straylight	51.000	31	Alp Gru	1.7340	15200.	102	22563	No
9	GOM_NL__2PRFIN20060624_080905_000000422048_00465_22563_9383.N1	24-JUN-2006 08:09:05	Straylight	41.500	45	Alp Pav	1.9400	26000.	83	22563	No
10	GOM_NL__2PRFIN20060624_081816_000000472048_00465_22563_9384.N1	24-JUN-2006 08:18:16	Twilight	46.500	38	20Eps Sgr	1.8360	11000.	93	22563	No
11	GOM_NL__2PRFIN20060624_081941_000000582048_00465_22563_9385.N1	24-JUN-2006 08:19:41	Bright	58.000	116	19Del Sgr	2.7000	4100.0	116	22563	No
12	GOM_NL__2PRFIN20060624_082150_000000502048_00465_22563_9386.N1	24-JUN-2006 08:21:50	Bright	49.500	155	41Pi Sgr	2.9000	6600.0	99	22563	No
13	GOM_NL__2PRFIN20060624_083038_000000392048_00465_22563_9387.N1	24-JUN-2006 08:30:38	Bright	39.000	126	60Bet Oph	2.7700	4250.0	78	22563	No
14	GOM_NL__2PRFIN20060624_083302_000000392048_00465_22563_9388.N1	24-JUN-2006 08:33:02	Bright	39.000	59	55Alp Oph	2.0800	8900.0	78	22563	No
15	GOM_NL__2PRFIN20060624_084238_000000482048_00465_22563_9389.N1	24-JUN-2006 08:42:38	Bright	47.500	5	3Alp Lyr	0.033000	11000.	95	22563	No
16	GOM_NL__2PRFIN20060624_084439_000000382048_00465_22563_9390.N1	24-JUN-2006 08:44:39	Bright	38.000	130	23Bet Dra	2.7990	5800.0	76	22563	No
17	GOM_NL__2PRFIN20060624_085421_000000462048_00465_22563_9391.N1	24-JUN-2006 08:54:21	Bright	45.500	89	5Alp Cep	2.4510	8000.0	91	22563	No
18	GOM_NL__2PRFIN20060624_090123_000000472048_00465_22563_9392.N1	24-JUN-2006 09:01:23	Bright	46.500	74	11Bet Cas	2.2680	6600.0	93	22563	No
19	GOM_NL__2PRFIN20060624_090256_000000462048_00465_22563_9393.N1	24-JUN-2006 09:02:56	Bright	46.000	68	18Alp Cas	2.2250	4500.0	92	22563	No
20	GOM_NL__2PRFIN20060624_090841_000000462048_00465_22563_9394.N1	24-JUN-2006 09:08:41	Bright	46.000	73	57Gam1And	2.2600	13100.	92	22563	No
21	GOM_NL__2PRFIN20060624_091107_000000452048_00465_22563_9395.N1	24-JUN-2006 09:11:07	Twilight	44.500	173	4Bet Tri	3.0040	8900.0	89	22563	No
22	GOM_NL__2PRFIN20060624_091500_000000562048_00465_22563_9396.N1	24-JUN-2006 09:15:00	Dark	55.500	50	13Alp Ari	2.0070	4250.0	111	22563	No
23	GOM_NL__2PRFIN20060624_093808_000000562048_00466_22564_9380.N1	24-JUN-2006 09:38:08	Dark	56.000	84	Alp Phe	2.3970	4500.0	112	22564	No
24	GOM_NL__2PRFIN20060624_094437_000000612048_00466_22564_9381.N1	24-JUN-2006 09:44:37	Straylight	61.000	63	Bet Gru	2.1500	2800.0	122	22564	No
25	GOM_NL__2PRFIN20060624_094638_000000512048_00466_22564_9382.N1	24-JUN-2006 09:46:38	Straylight	51.000	31	Alp Gru	1.7340	15200.	102	22564	No
26	GOM_NL__2PRFIN20060624_094941_000000432048_00466_22564_9383.N1	24-JUN-2006 09:49:41	Straylight	42.500	45	Alp Pav	1.9400	26000.	85	22564	No
27	GOM_NL__2PRFIN20060624_095852_000000472048_00466_22564_9384.N1	24-JUN-2006 09:58:52	Twilight	47.000	38	20Eps Sgr	1.8360	11000.	94	22564	No
28	GOM_NL__2PRFIN20060624_100017_000000462048_00466_22564_9385.N1	24-JUN-2006 10:00:17	Bright	46.000	116	19Del Sgr	2.7000	4100.0	92	22564	No
29	GOM_NL__2PRFIN20060624_100226_000000492048_00466_22564_9386.N1	24-JUN-2006 10:02:26	Bright	48.500	155	41Pi Sgr	2.9000	6600.0	97	22564	No
30	GOM_NL__2PRFIN20060624_101113_000000392048_00466_22564_9387.N1	24-JUN-2006 10:11:13	Bright	39.000	126	60Bet Oph	2.7700	4250.0	78	22564	No
31	GOM_NL__2PRFIN20060624_101337_000000382048_00466_22564_9388.N1	24-JUN-2006 10:13:37	Bright	38.000	59	55Alp Oph	2.0800	8900.0	76	22564	No
32	GOM_NL__2PRFIN20060624_102313_000000482048_00466_22564_9389.N1	24-JUN-2006 10:23:13	Bright	48.000	5	3Alp Lyr	0.033000	11000.	96	22564	No
33	GOM_NL__2PRFIN20060624_102515_000000392048_00466_22564_9390.N1	24-JUN-2006 10:25:15	Bright	39.000	130	23Bet Dra	2.7990	5800.0	78	22564	No
34	GOM_NL__2PRFIN20060624_103456_000000472048_00466_22564_9391.N1	24-JUN-2006 10:34:56	Bright	46.500	89	5Alp Cep	2.4510	8000.0	93	22564	No
35	GOM_NL__2PRFIN20060624_104158_000000462048_00466_22564_9392.N1	24-JUN-2006 10:41:58	Bright	46.000	74	11Bet Cas	2.2680	6600.0	92	22564	No
36	GOM_NL__2PRFIN20060624_104331_000000462048_00466_22564_9393.N1	24-JUN-2006 10:43:31	Bright	46.000	68	18Alp Cas	2.2250	4500.0	92	22564	No
37	GOM_NL__2PRFIN20060624_104917_000000432048_00466_22564_9394.N1	24-JUN-2006 10:49:17	Bright	43.000	73	57Gam1And	2.2600	13100.	86	22564	No
38	GOM_NL__2PRFIN20060624_105143_000000482048_00466_22564_9395.N1	24-JUN-2006 10:51:43	Twilight	48.000	173	4Bet Tri	3.0040	8900.0	96	22564	No
39	GOM_NL__2PRFIN20060624_105536_000000512048_00466_22564_9396.N1	24-JUN-2006 10:55:36	Dark	51.000	50	13Alp Ari	2.0070	4250.0	102	22564	No
40	GOM_NL__2PRFIN20060624_111845_000000462048_00467_22565_9400.N1	24-JUN-2006 11:18:45	Dark	46.000	84	Alp Phe	2.3970	4500.0	92	22565	No
41	GOM_NL__2PRFIN20060624_112514_000000522048_00467_22565_9401.N1	24-JUN-2006 11:25:14	Dark	52.000	63	Bet Gru	2.1500	2800.0	104	22565	No
42	GOM_NL__2PRFIN20060624_112715_000000482048_00467_22565_9402.N1	24-JUN-2006 11:27:15	Straylight	48.000	31	Alp Gru	1.7340	15200.	96	22565	No

43	GOM_NL__2PRFIN20060624_113018_000000452048_00467_22565_9403.N1	24-JUN-2006 11:30:18	Straylight	45.000	45	Alp Pav	1.9400	26000.	90	22565	No
44	GOM_NL__2PRFIN20060624_113928_000000462048_00467_22565_9404.N1	24-JUN-2006 11:39:28	Tw_i_and_stray	45.500	38	20Eps Sgr	1.8360	11000.	91	22565	No
45	GOM_NL__2PRFIN20060624_114053_000000562048_00467_22565_9405.N1	24-JUN-2006 11:40:53	Bright	56.000	116	19Del Sgr	2.7000	4100.0	112	22565	No
46	GOM_NL__2PRFIN20060624_114302_000000502048_00467_22565_9406.N1	24-JUN-2006 11:43:02	Bright	49.500	155	41Pi Sgr	2.9000	6600.0	99	22565	No
47	GOM_NL__2PRFIN20060624_115149_000000392048_00467_22565_9407.N1	24-JUN-2006 11:51:49	Bright	39.000	126	60Bet Oph	2.7700	4250.0	78	22565	No
48	GOM_NL__2PRFIN20060624_115413_000000382048_00467_22565_9408.N1	24-JUN-2006 11:54:13	Bright	38.000	59	55Alp Oph	2.0800	8900.0	76	22565	No
49	GOM_NL__2PRFIN20060624_120348_000000452048_00467_22565_9409.N1	24-JUN-2006 12:03:48	Bright	45.000	5	3Alp Lyr	0.033000	11000.	90	22565	No
50	GOM_NL__2PRFIN20060624_120551_000000372048_00467_22565_9410.N1	24-JUN-2006 12:05:51	Bright	36.500	130	23Bet Dra	2.7990	5800.0	73	22565	No
51	GOM_NL__2PRFIN20060624_121531_000000472048_00467_22565_9411.N1	24-JUN-2006 12:15:31	Bright	46.500	89	5Alp Cep	2.4510	8000.0	93	22565	No
52	GOM_NL__2PRFIN20060624_122234_000000462048_00467_22565_9412.N1	24-JUN-2006 12:22:34	Bright	45.500	74	11Bet Cas	2.2680	6600.0	91	22565	No
53	GOM_NL__2PRFIN20060624_122407_000000442048_00467_22565_9413.N1	24-JUN-2006 12:24:07	Bright	43.500	68	18Alp Cas	2.2250	4500.0	87	22565	No
54	GOM_NL__2PRFIN20060624_122952_000000442048_00467_22565_9414.N1	24-JUN-2006 12:29:52	Bright	44.000	73	57Gam1And	2.2600	13100.	88	22565	No
55	GOM_NL__2PRFIN20060624_123219_000000472048_00467_22565_9415.N1	24-JUN-2006 12:32:19	Tw_i_and_stray	47.000	173	4Bet Tri	3.0040	8900.0	94	22565	No
56	GOM_NL__2PRFIN20060624_123613_000000532048_00467_22565_9416.N1	24-JUN-2006 12:36:13	Dark	53.000	50	13Alp Ari	2.0070	4250.0	106	22565	No
57	GOM_NL__2PRFIN20060624_125922_000000542048_00468_22566_9400.N1	24-JUN-2006 12:59:22	Dark	54.000	84	Alp Phe	2.3970	4500.0	108	22566	No
58	GOM_NL__2PRFIN20060624_130551_000000522048_00468_22566_9401.N1	24-JUN-2006 13:05:51	Dark	51.500	63	Bet Gru	2.1500	2800.0	103	22566	No
59	GOM_NL__2PRFIN20060624_130752_000000522048_00468_22566_9402.N1	24-JUN-2006 13:07:52	Straylight	52.000	31	Alp Gru	1.7340	15200.	104	22566	No
60	GOM_NL__2PRFIN20060624_131054_000000422048_00468_22566_9403.N1	24-JUN-2006 13:10:54	Straylight	41.500	45	Alp Pav	1.9400	26000.	83	22566	No
61	GOM_NL__2PRFIN20060624_132004_000000442048_00468_22566_9404.N1	24-JUN-2006 13:20:04	Tw_i_and_stray	44.000	38	20Eps Sgr	1.8360	11000.	88	22566	No
62	GOM_NL__2PRFIN20060624_132129_000000462048_00468_22566_9405.N1	24-JUN-2006 13:21:29	Bright	46.000	116	19Del Sgr	2.7000	4100.0	92	22566	No
63	GOM_NL__2PRFIN20060624_132339_000000482048_00468_22566_9406.N1	24-JUN-2006 13:23:39	Bright	48.000	155	41Pi Sgr	2.9000	6600.0	96	22566	No
64	GOM_NL__2PRFIN20060624_133225_000000392048_00468_22566_9407.N1	24-JUN-2006 13:32:25	Bright	38.500	126	60Bet Oph	2.7700	4250.0	77	22566	No
65	GOM_NL__2PRFIN20060624_133449_000000412048_00468_22566_9408.N1	24-JUN-2006 13:34:49	Bright	40.500	59	55Alp Oph	2.0800	8900.0	81	22566	No
66	GOM_NL__2PRFIN20060624_134424_000000482048_00468_22566_9409.N1	24-JUN-2006 13:44:24	Bright	48.000	5	3Alp Lyr	0.033000	11000.	96	22566	No
67	GOM_NL__2PRFIN20060624_134626_000000392048_00468_22566_9410.N1	24-JUN-2006 13:46:26	Bright	39.000	130	23Bet Dra	2.7990	5800.0	78	22566	No
68	GOM_NL__2PRFIN20060624_135606_000000452048_00468_22566_9411.N1	24-JUN-2006 13:56:06	Bright	45.000	89	5Alp Cep	2.4510	8000.0	90	22566	No
69	GOM_NL__2PRFIN20060624_140309_000000452048_00468_22566_9412.N1	24-JUN-2006 14:03:09	Bright	44.500	74	11Bet Cas	2.2680	6600.0	89	22566	No
70	GOM_NL__2PRFIN20060624_140443_000000452048_00468_22566_9413.N1	24-JUN-2006 14:04:43	Bright	45.000	68	18Alp Cas	2.2250	4500.0	90	22566	No
71	GOM_NL__2PRFIN20060624_141029_000000452048_00468_22566_9414.N1	24-JUN-2006 14:10:29	Bright	45.000	73	57Gam1And	2.2600	13100.	90	22566	No
72	GOM_NL__2PRFIN20060624_141255_000000462048_00468_22566_9415.N1	24-JUN-2006 14:12:55	Tw_i_and_stray	45.500	173	4Bet Tri	3.0040	8900.0	91	22566	No
73	GOM_NL__2PRFIN20060624_141649_000000522048_00468_22566_9416.N1	24-JUN-2006 14:16:49	Dark	52.000	50	13Alp Ari	2.0070	4250.0	104	22566	No
74	GOM_NL__2PRFIN20060624_143959_000000462048_00469_22567_9400.N1	24-JUN-2006 14:39:59	Dark	46.000	84	Alp Phe	2.3970	4500.0	92	22567	No
75	GOM_NL__2PRFIN20060624_144627_000000522048_00469_22567_9401.N1	24-JUN-2006 14:46:27	Dark	51.500	63	Bet Gru	2.1500	2800.0	103	22567	No
76	GOM_NL__2PRFIN20060624_144829_000000512048_00469_22567_9402.N1	24-JUN-2006 14:48:29	Straylight	50.500	31	Alp Gru	1.7340	15200.	101	22567	No
77	GOM_NL__2PRFIN20060624_145130_000000492048_00469_22567_9403.N1	24-JUN-2006 14:51:30	Straylight	49.000	45	Alp Pav	1.9400	26000.	98	22567	No
78	GOM_NL__2PRFIN20060624_150041_000000462048_00469_22567_9404.N1	24-JUN-2006 15:00:41	Tw_i_and_stray	46.000	38	20Eps Sgr	1.8360	11000.	92	22567	No
79	GOM_NL__2PRFIN20060624_150205_000000472048_00469_22567_9405.N1	24-JUN-2006 15:02:05	Bright	47.000	116	19Del Sgr	2.7000	4100.0	94	22567	No
80	GOM_NL__2PRFIN20060624_150415_000000492048_00469_22567_9406.N1	24-JUN-2006 15:04:15	Bright	49.000	155	41Pi Sgr	2.9000	6600.0	98	22567	No
81	GOM_NL__2PRFIN20060624_151301_000000392048_00469_22567_9407.N1	24-JUN-2006 15:13:01	Bright	38.500	126	60Bet Oph	2.7700	4250.0	77	22567	No
82	GOM_NL__2PRFIN20060624_151524_000000392048_00469_22567_9408.N1	24-JUN-2006 15:15:24	Bright	39.000	59	55Alp Oph	2.0800	8900.0	78	22567	No
83	GOM_NL__2PRFIN20060624_152459_000000492048_00469_22567_9409.N1	24-JUN-2006 15:24:59	Bright	49.000	5	3Alp Lyr	0.033000	11000.	98	22567	No
84	GOM_NL__2PRFIN20060624_152702_000000392048_00469_22567_9410.N1	24-JUN-2006 15:27:02	Bright	39.000	130	23Bet Dra	2.7990	5800.0	78	22567	No
85	GOM_NL__2PRFIN20060624_153642_000000462048_00469_22567_9411.N1	24-JUN-2006 15:36:42	Bright	46.000	89	5Alp Cep	2.4510	8000.0	92	22567	No
86	GOM_NL__2PRFIN20060624_154345_000000672048_00469_22567_9412.N1	24-JUN-2006 15:43:45	Bright	67.000	74	11Bet Cas	2.2680	6600.0	134	22567	No
87	GOM_NL__2PRFIN20060624_154518_000000462048_00469_22567_9413.N1	24-JUN-2006 15:45:18	Bright	46.000	68	18Alp Cas	2.2250	4500.0	92	22567	No
88	GOM_NL__2PRFIN20060624_155104_000000442048_00469_22567_9414.N1	24-JUN-2006 15:51:04	Bright	44.000	73	57Gam1And	2.2600	13100.	88	22567	No
89	GOM_NL__2PRFIN20060624_155331_000000452048_00469_22567_9415.N1	24-JUN-2006 15:53:31	Tw_i_and_stray	45.000	173	4Bet Tri	3.0040	8900.0	90	22567	No
90	GOM_NL__2PRFIN20060624_155725_000000552048_00469_22567_9416.N1	24-JUN-2006 15:57:25	Dark	54.500	50	13Alp Ari	2.0070	4250.0	109	22567	No
91	GOM_NL__2PRFIN20060624_162036_000000472048_00470_22568_9400.N1	24-JUN-2006 16:20:36	Dark	46.500	84	Alp Phe	2.3970	4500.0	93	22568	No
92	GOM_NL__2PRFIN20060624_162704_000000522048_00470_22568_9401.N1	24-JUN-2006 16:27:04	Straylight	51.500	63	Bet Gru	2.1500	2800.0	103	22568	No
93	GOM_NL__2PRFIN20060624_162906_000000492048_00470_22568_9402.N1	24-JUN-2006 16:29:06	Straylight	49.000	31	Alp Gru	1.7340	15200.	98	22568	No
94	GOM_NL__2PRFIN20060624_163207_000000412048_00470_22568_9403.N1	24-JUN-2006 16:32:07	Straylight	41.000	45	Alp Pav	1.9400	26000.	82	22568	No
95	GOM_NL__2PRFIN20060624_164117_000000442048_00470_22568_9404.N1	24-JUN-2006 16:41:17	Tw_i_and_stray	44.000	38	20Eps Sgr	1.8360	11000.	88	22568	No
96	GOM_NL__2PRFIN20060624_164242_000000452048_00470_22568_9405.N1	24-JUN-2006 16:42:42	Bright	44.500	116	19Del Sgr	2.7000	4100.0	89	22568	No
97	GOM_NL__2PRFIN20060624_164451_000000502048_00470_22568_9406.N1	24-JUN-2006 16:44:51	Bright	49.500	155	41Pi Sgr	2.9000	6600.0	99	22568	No
98	GOM_NL__2PRFIN20060624_165337_000000392048_00470_22568_9407.N1	24-JUN-2006 16:53:37	Bright	38.500	126	60Bet Oph	2.7700	4250.0	77	22568	No
99	GOM_NL__2PRFIN20060624_165600_000000382048_00470_22568_9408.N1	24-JUN-2006 16:56:00	Bright	38.000	59	55Alp Oph	2.0800	8900.0	76	22568	No
100	GOM_NL__2PRFIN20060624_170534_000000482048_00470_22568_9409.N1	24-JUN-2006 17:05:34	Bright	48.000	5	3Alp Lyr	0.033000	11000.	96	22568	No
101	GOM_NL__2PRFIN20060624_170738_000000382048_00470_22568_9410.N1	24-JUN-2006 17:07:38	Bright	37.500	130	23Bet Dra	2.7990	5800.0	75	22568	No

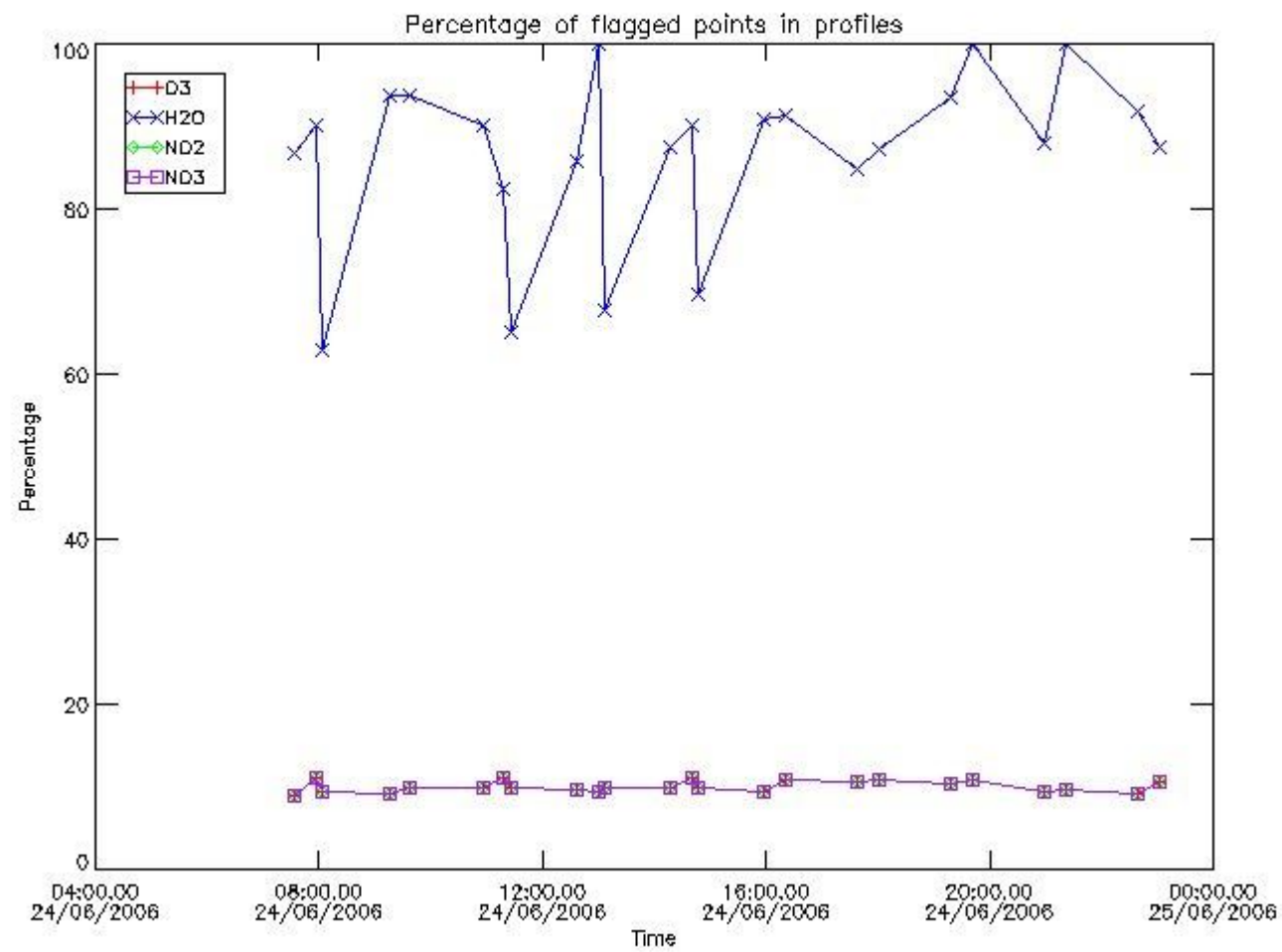
102	GOM_NL__2PRFIN20060624_171717_000000462048_00470_22568_9411.N1	24-JUN-2006 17:17:17	Bright	46.000	89	5Alp Cep	2.4510	8000.0	92	22568	No
103	GOM_NL__2PRFIN20060624_172420_000000462048_00470_22568_9412.N1	24-JUN-2006 17:24:20	Bright	45.500	74	11Bet Cas	2.2680	6600.0	91	22568	No
104	GOM_NL__2PRFIN20060624_172554_000000462048_00470_22568_9413.N1	24-JUN-2006 17:25:54	Bright	46.000	68	18Alp Cas	2.2250	4500.0	92	22568	No
105	GOM_NL__2PRFIN20060624_173141_000000442048_00470_22568_9414.N1	24-JUN-2006 17:31:41	Bright	44.000	73	57Gam1And	2.2600	13100.	88	22568	No
106	GOM_NL__2PRFIN20060624_173407_000000452048_00470_22568_9415.N1	24-JUN-2006 17:34:07	Tw_i_and_stray	44.500	173	4Bet Tri	3.0040	8900.0	89	22568	No
107	GOM_NL__2PRFIN20060624_173802_000000532048_00470_22568_9416.N1	24-JUN-2006 17:38:02	Dark	53.000	50	13Alp Ari	2.0070	4250.0	106	22568	No
108	GOM_NL__2PRFIN20060624_180113_000000472048_00471_22569_9400.N1	24-JUN-2006 18:01:13	Dark	47.000	84	Alp Phe	2.3970	4500.0	94	22569	No
109	GOM_NL__2PRFIN20060624_180741_000000522048_00471_22569_9401.N1	24-JUN-2006 18:07:41	Straylight	52.000	63	Bet Gru	2.1500	2800.0	104	22569	No
110	GOM_NL__2PRFIN20060624_180943_000000512048_00471_22569_9402.N1	24-JUN-2006 18:09:43	Straylight	50.500	31	Alp Gru	1.7340	15200.	101	22569	No
111	GOM_NL__2PRFIN20060624_181244_000000422048_00471_22569_9403.N1	24-JUN-2006 18:12:44	Straylight	42.000	45	Alp Pav	1.9400	26000.	84	22569	No
112	GOM_NL__2PRFIN20060624_182153_000000452048_00471_22569_9404.N1	24-JUN-2006 18:21:53	Tw_i_and_stray	44.500	38	20Eps Sgr	1.8360	11000.	89	22569	No
113	GOM_NL__2PRFIN20060624_182318_000000492048_00471_22569_9405.N1	24-JUN-2006 18:23:18	Bright	48.500	116	19Del Sgr	2.7000	4100.0	97	22569	No
114	GOM_NL__2PRFIN20060624_182527_000000482048_00471_22569_9406.N1	24-JUN-2006 18:25:27	Bright	48.000	155	41Pi Sgr	2.9000	6600.0	96	22569	No
115	GOM_NL__2PRFIN20060624_183413_000000392048_00471_22569_9407.N1	24-JUN-2006 18:34:13	Bright	39.000	126	60Bet Oph	2.7700	4250.0	78	22569	No
116	GOM_NL__2PRFIN20060624_183636_000000572048_00471_22569_9408.N1	24-JUN-2006 18:36:36	Bright	57.000	59	55Alp Oph	2.0800	8900.0	114	22569	No
117	GOM_NL__2PRFIN20060624_184610_000000502048_00471_22569_9409.N1	24-JUN-2006 18:46:10	Bright	50.000	5	3Alp Lyr	0.033000	11000.	100	22569	No
118	GOM_NL__2PRFIN20060624_184814_000000392048_00471_22569_9410.N1	24-JUN-2006 18:48:14	Bright	38.500	130	23Bet Dra	2.7990	5800.0	77	22569	No
119	GOM_NL__2PRFIN20060624_185752_000000452048_00471_22569_9411.N1	24-JUN-2006 18:57:52	Bright	45.000	89	5Alp Cep	2.4510	8000.0	90	22569	No
120	GOM_NL__2PRFIN20060624_190456_000000452048_00471_22569_9412.N1	24-JUN-2006 19:04:56	Bright	44.500	74	11Bet Cas	2.2680	6600.0	89	22569	No
121	GOM_NL__2PRFIN20060624_190629_000000462048_00471_22569_9413.N1	24-JUN-2006 19:06:29	Bright	46.000	68	18Alp Cas	2.2250	4500.0	92	22569	No
122	GOM_NL__2PRFIN20060624_191216_000000462048_00471_22569_9414.N1	24-JUN-2006 19:12:16	Bright	45.500	73	57Gam1And	2.2600	13100.	91	22569	No
123	GOM_NL__2PRFIN20060624_191443_000000462048_00471_22569_9415.N1	24-JUN-2006 19:14:43	Tw_i_and_stray	46.000	173	4Bet Tri	3.0040	8900.0	92	22569	No
124	GOM_NL__2PRFIN20060624_191838_000000542048_00471_22569_9416.N1	24-JUN-2006 19:18:38	Dark	53.500	50	13Alp Ari	2.0070	4250.0	107	22569	No
125	GOM_NL__2PRFIN20060624_194150_000000472048_00472_22570_9400.N1	24-JUN-2006 19:41:50	Dark	46.500	84	Alp Phe	2.3970	4500.0	93	22570	No
126	GOM_NL__2PRFIN20060624_194818_000000622048_00472_22570_9401.N1	24-JUN-2006 19:48:18	Straylight	62.000	63	Bet Gru	2.1500	2800.0	124	22570	No
127	GOM_NL__2PRFIN20060624_195020_000000502048_00472_22570_9402.N1	24-JUN-2006 19:50:20	Straylight	49.500	31	Alp Gru	1.7340	15200.	99	22570	No
128	GOM_NL__2PRFIN20060624_195320_000000412048_00472_22570_9403.N1	24-JUN-2006 19:53:20	Straylight	40.500	45	Alp Pav	1.9400	26000.	81	22570	No
129	GOM_NL__2PRFIN20060624_200230_000000452048_00472_22570_9404.N1	24-JUN-2006 20:02:30	Tw_i_and_stray	44.500	38	20Eps Sgr	1.8360	11000.	89	22570	No
130	GOM_NL__2PRFIN20060624_200354_000000482048_00472_22570_9405.N1	24-JUN-2006 20:03:54	Bright	48.000	116	19Del Sgr	2.7000	4100.0	96	22570	No
131	GOM_NL__2PRFIN20060624_200603_000000482048_00472_22570_9406.N1	24-JUN-2006 20:06:03	Bright	48.000	155	41Pi Sgr	2.9000	6600.0	96	22570	No
132	GOM_NL__2PRFIN20060624_201449_000000392048_00472_22570_9407.N1	24-JUN-2006 20:14:49	Bright	38.500	126	60Bet Oph	2.7700	4250.0	77	22570	No
133	GOM_NL__2PRFIN20060624_201712_000000372048_00472_22570_9408.N1	24-JUN-2006 20:17:12	Bright	37.000	59	55Alp Oph	2.0800	8900.0	74	22570	No
134	GOM_NL__2PRFIN20060624_202645_000000442048_00472_22570_9409.N1	24-JUN-2006 20:26:45	Bright	43.500	5	3Alp Lyr	0.033000	11000.	87	22570	No
135	GOM_NL__2PRFIN20060624_202849_000000392048_00472_22570_9410.N1	24-JUN-2006 20:28:49	Bright	38.500	130	23Bet Dra	2.7990	5800.0	77	22570	No
136	GOM_NL__2PRFIN20060624_203827_000000452048_00472_22570_9411.N1	24-JUN-2006 20:38:27	Bright	45.000	89	5Alp Cep	2.4510	8000.0	90	22570	No
137	GOM_NL__2PRFIN20060624_204531_000000442048_00472_22570_9412.N1	24-JUN-2006 20:45:31	Bright	44.000	74	11Bet Cas	2.2680	6600.0	88	22570	No
138	GOM_NL__2PRFIN20060624_204705_000000472048_00472_22570_9413.N1	24-JUN-2006 20:47:05	Bright	46.500	68	18Alp Cas	2.2250	4500.0	93	22570	No
139	GOM_NL__2PRFIN20060624_205252_000000512048_00472_22570_9414.N1	24-JUN-2006 20:52:52	Bright	51.000	73	57Gam1And	2.2600	13100.	102	22570	No
140	GOM_NL__2PRFIN20060624_205519_000000462048_00472_22570_9415.N1	24-JUN-2006 20:55:19	Tw_i_and_stray	45.500	173	4Bet Tri	3.0040	8900.0	91	22570	No
141	GOM_NL__2PRFIN20060624_205914_000000542048_00472_22570_9416.N1	24-JUN-2006 20:59:14	Dark	54.000	50	13Alp Ari	2.0070	4250.0	108	22570	No
142	GOM_NL__2PRFIN20060624_212226_000000542048_00473_22571_9400.N1	24-JUN-2006 21:22:26	Dark	53.500	84	Alp Phe	2.3970	4500.0	107	22571	No
143	GOM_NL__2PRFIN20060624_212855_000000522048_00473_22571_9401.N1	24-JUN-2006 21:28:55	Straylight	52.000	63	Bet Gru	2.1500	2800.0	104	22571	No
144	GOM_NL__2PRFIN20060624_213057_000000482048_00473_22571_9402.N1	24-JUN-2006 21:30:57	Straylight	48.000	31	Alp Gru	1.7340	15200.	96	22571	No
145	GOM_NL__2PRFIN20060624_213356_000000392048_00473_22571_9403.N1	24-JUN-2006 21:33:56	Straylight	38.500	45	Alp Pav	1.9400	26000.	77	22571	No
146	GOM_NL__2PRFIN20060624_214306_000000442048_00473_22571_9404.N1	24-JUN-2006 21:43:06	Tw_i_and_stray	43.500	38	20Eps Sgr	1.8360	11000.	87	22571	No
147	GOM_NL__2PRFIN20060624_214430_000000452048_00473_22571_9405.N1	24-JUN-2006 21:44:30	Bright	45.000	116	19Del Sgr	2.7000	4100.0	90	22571	No
148	GOM_NL__2PRFIN20060624_214639_000000502048_00473_22571_9406.N1	24-JUN-2006 21:46:39	Bright	49.500	155	41Pi Sgr	2.9000	6600.0	99	22571	No
149	GOM_NL__2PRFIN20060624_215524_000000392048_00473_22571_9407.N1	24-JUN-2006 21:55:24	Bright	39.000	126	60Bet Oph	2.7700	4250.0	78	22571	No
150	GOM_NL__2PRFIN20060624_215748_000000382048_00473_22571_9408.N1	24-JUN-2006 21:57:48	Bright	37.500	59	55Alp Oph	2.0800	8900.0	75	22571	No
151	GOM_NL__2PRFIN20060624_220720_000000432048_00473_22571_9409.N1	24-JUN-2006 22:07:20	Bright	43.000	5	3Alp Lyr	0.033000	11000.	86	22571	No
152	GOM_NL__2PRFIN20060624_220925_000000402048_00473_22571_9410.N1	24-JUN-2006 22:09:25	Bright	40.000	130	23Bet Dra	2.7990	5800.0	80	22571	No
153	GOM_NL__2PRFIN20060624_221903_000000432048_00473_22571_9411.N1	24-JUN-2006 22:19:03	Bright	42.500	89	5Alp Cep	2.4510	8000.0	85	22571	No
154	GOM_NL__2PRFIN20060624_222607_000000452048_00473_22571_9412.N1	24-JUN-2006 22:26:07	Bright	44.500	74	11Bet Cas	2.2680	6600.0	89	22571	No
155	GOM_NL__2PRFIN20060624_222741_000000452048_00473_22571_9413.N1	24-JUN-2006 22:27:41	Bright	45.000	68	18Alp Cas	2.2250	4500.0	90	22571	No
156	GOM_NL__2PRFIN20060624_223328_000000452048_00473_22571_9414.N1	24-JUN-2006 22:33:28	Bright	44.500	73	57Gam1And	2.2600	13100.	89	22571	No
157	GOM_NL__2PRFIN20060624_223555_000000462048_00473_22571_9415.N1	24-JUN-2006 22:35:55	Tw_i_and_stray	45.500	173	4Bet Tri	3.0040	8900.0	91	22571	No
158	GOM_NL__2PRFIN20060624_223950_000000552048_00473_22571_9416.N1	24-JUN-2006 22:39:50	Dark	54.500	50	13Alp Ari	2.0070	4250.0	109	22571	No
159	GOM_NL__2PRFIN20060624_230303_000000492048_00474_22572_9400.N1	24-JUN-2006 23:03:03	Dark	48.500	84	Alp Phe	2.3970	4500.0	97	22572	No
160	GOM_NL__2PRFIN20060624_230932_000000522048_00474_22572_9401.N1	24-JUN-2006 23:09:32	Straylight	51.500	63	Bet Gru	2.1500	2800.0	103	22572	No

161	GOM_NL__2PRFIN20060624_231134_000000492048_00474_22572_9402.N1	24-JUN-2006 23:11:34	Straylight	49.000	31	Alp Gru	1.7340	15200.	98	22572	No
162	GOM_NL__2PRFIN20060624_231433_000000402048_00474_22572_9403.N1	24-JUN-2006 23:14:33	Straylight	40.000	45	Alp Pav	1.9400	26000.	80	22572	No
163	GOM_NL__2PRFIN20060624_232342_000000442048_00474_22572_9404.N1	24-JUN-2006 23:23:42	Twilight_stray	43.500	38	20Eps Sgr	1.8360	11000.	87	22572	No
164	GOM_NL__2PRFIN20060624_232506_000000452048_00474_22572_9405.N1	24-JUN-2006 23:25:06	Bright	44.500	116	19Del Sgr	2.7000	4100.0	89	22572	No
165	GOM_NL__2PRFIN20060624_232715_000000482048_00474_22572_9406.N1	24-JUN-2006 23:27:15	Bright	48.000	155	41Pi Sgr	2.9000	6600.0	96	22572	No
166	GOM_NL__2PRFIN20060624_233600_000000392048_00474_22572_9407.N1	24-JUN-2006 23:36:00	Bright	39.000	126	60Bet Oph	2.7700	4250.0	78	22572	No
167	GOM_NL__2PRFIN20060624_233823_000000392048_00474_22572_9408.N1	24-JUN-2006 23:38:23	Bright	38.500	59	55Alp Oph	2.0800	8900.0	77	22572	No
168	GOM_NL__2PRFIN20060624_234755_000000432048_00474_22572_9409.N1	24-JUN-2006 23:47:55	Bright	43.000	5	3Alp Lyr	0.033000	11000.	86	22572	No
169	GOM_NL__2PRFIN20060624_235000_000000532048_00474_22572_9410.N1	24-JUN-2006 23:50:00	Bright	53.000	130	23Bet Dra	2.7990	5800.0	106	22572	No
170	GOM_NL__2PRFIN20060624_235938_000000462048_00474_22572_9411.N1	24-JUN-2006 23:59:38	Bright	46.000	89	5Alp Cep	2.4510	8000.0	92	22572	No

3. Quality information per product

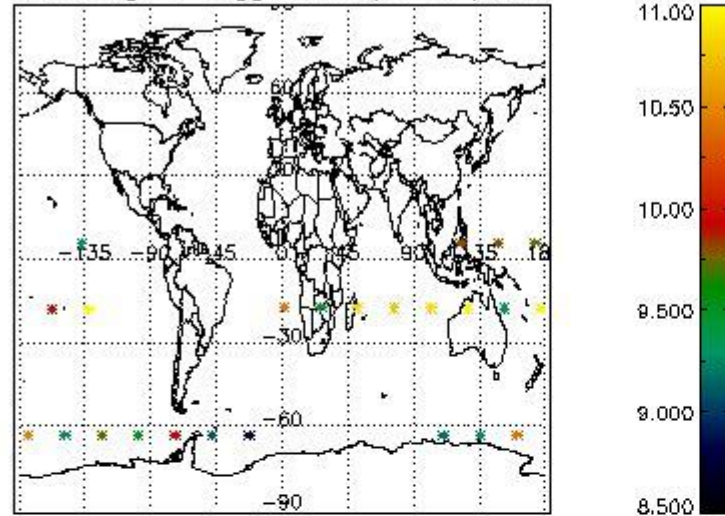
In this section it is plotted some information contained in the Quality Summary data set of the level 2 products. Only products in dark limb conditions and without errors (error flag in the MPH set to "0") are used.

3.1 Plot quality information per product (time dependant)

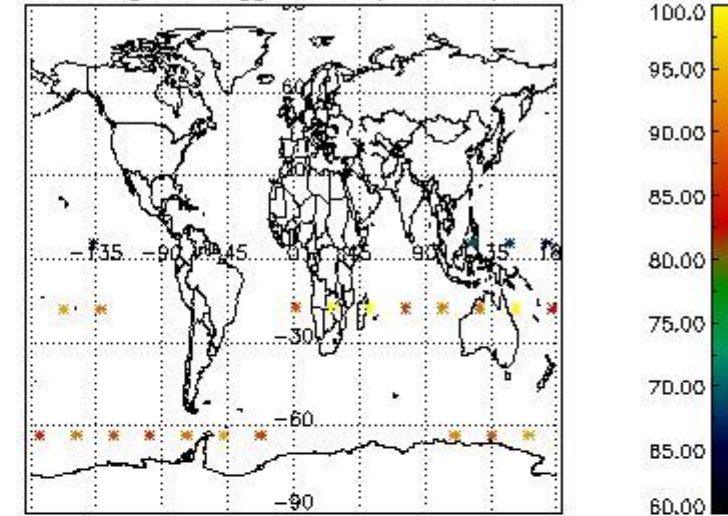


3.2 Plot quality information per product (world map)

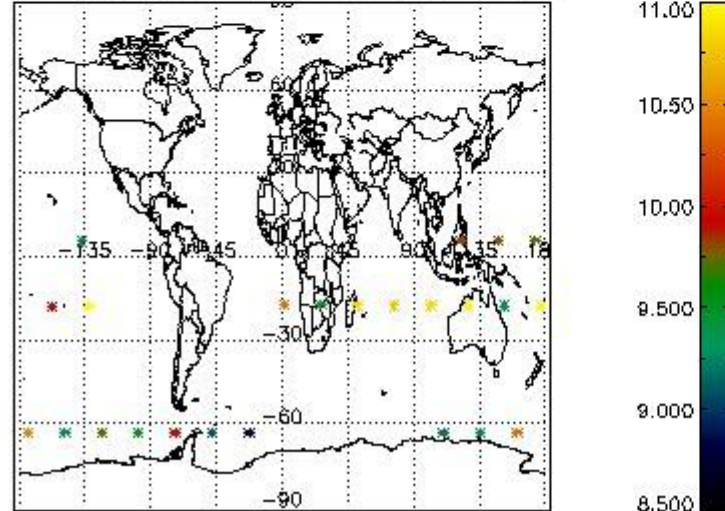
Percentage of flagged data per O3 profile



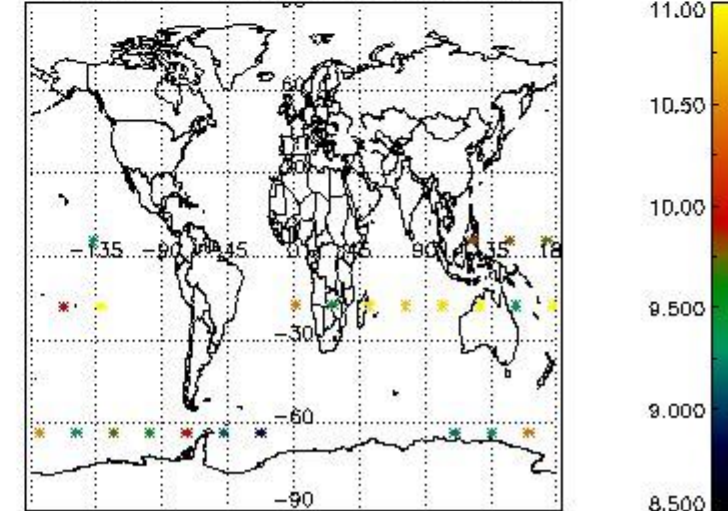
Percentage of flagged data per H2O profile



Percentage of flagged data per NO2 profile



Percentage of flagged data per NO3 profile

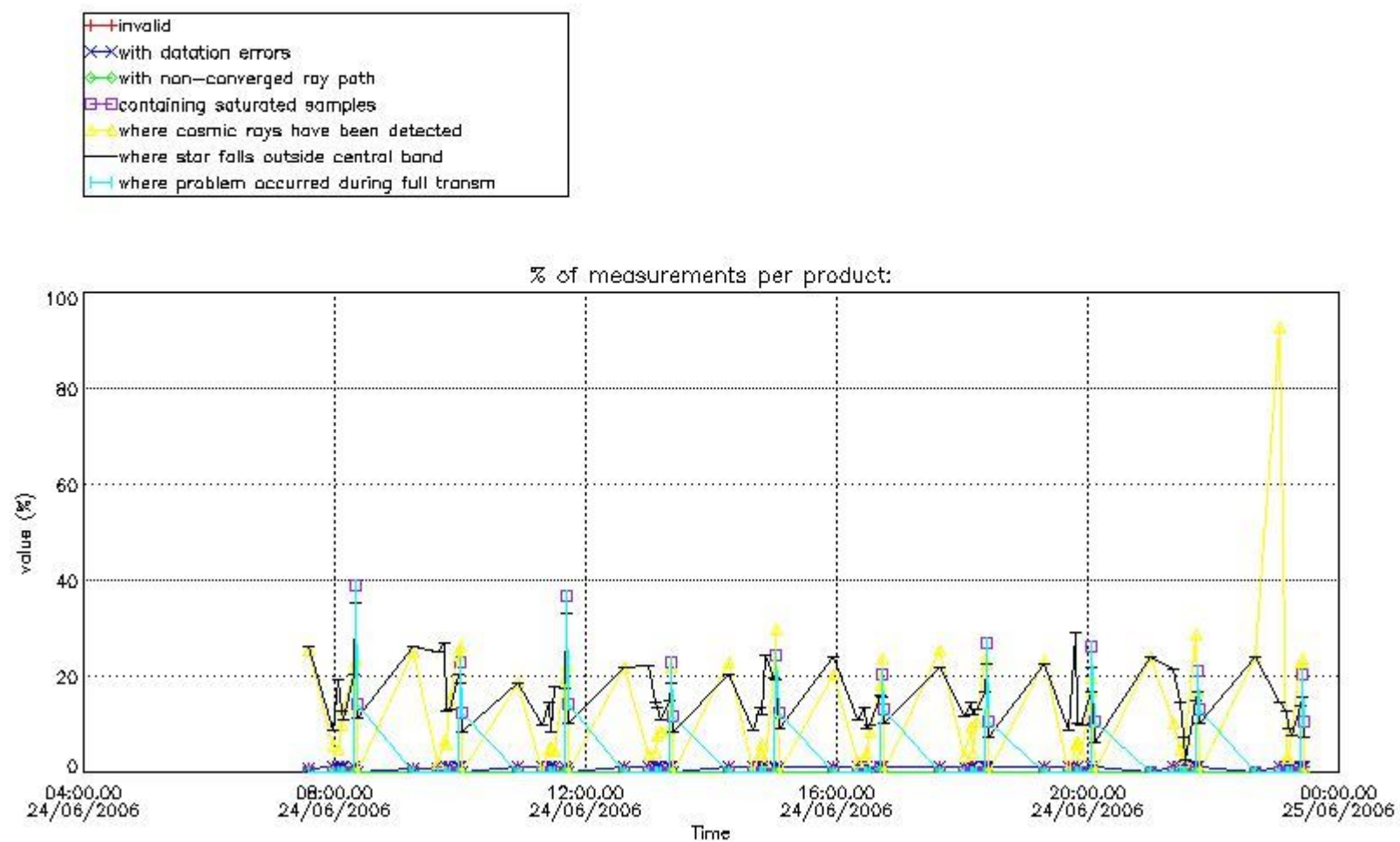


4. Level 1 quality information per product

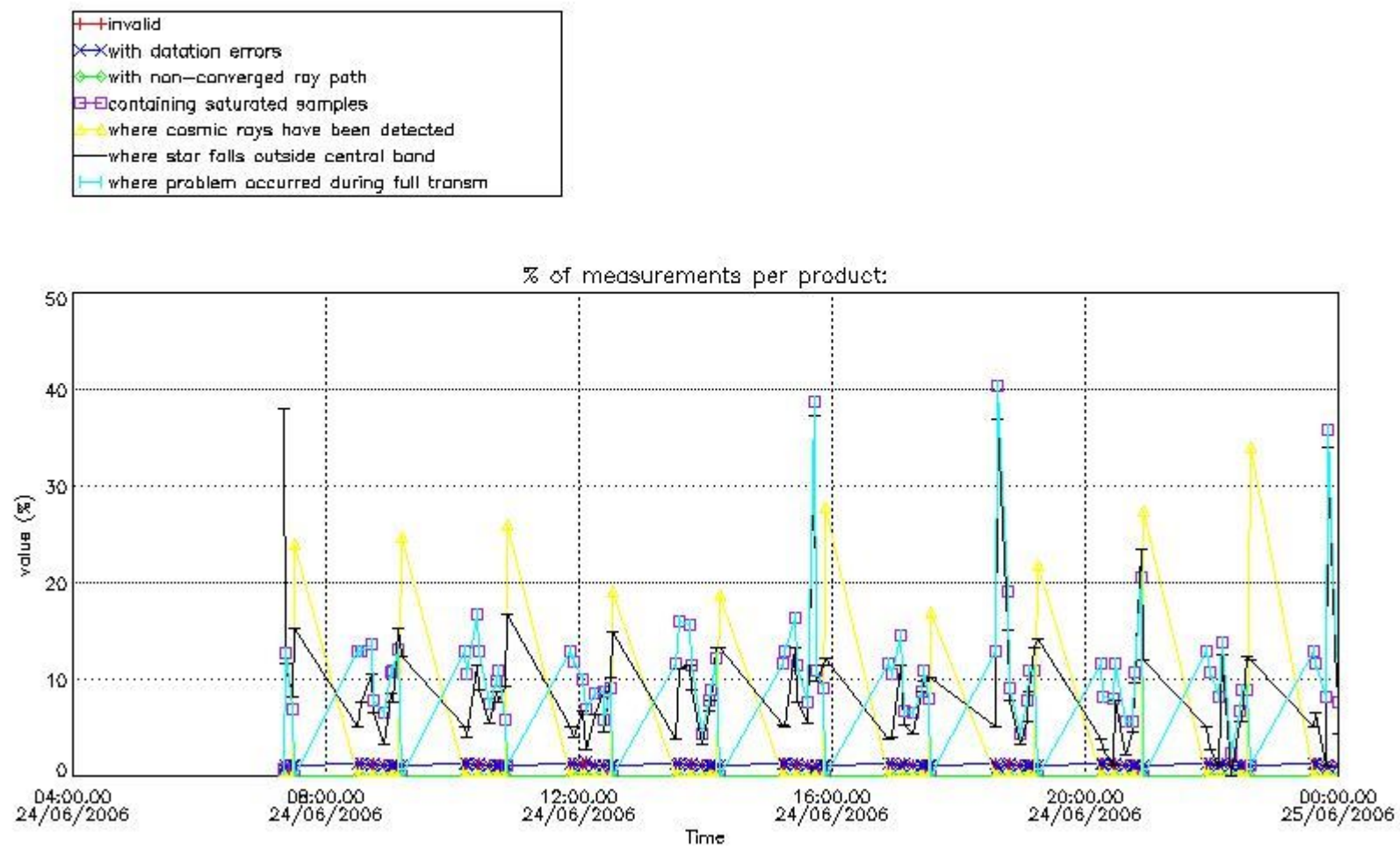
In this section it is plotted some information contained in the Quality Summary data set of the level 2 products that comes from the level 1b processing. Products without errors (error flag in the MPH set to "0") are used.

4.1 Plot quality information per product (time dependant) coming from level 1b processing

4.1.1 Plot level 1 quality information per product (time dependant): ENVISAT ASCENDING passes

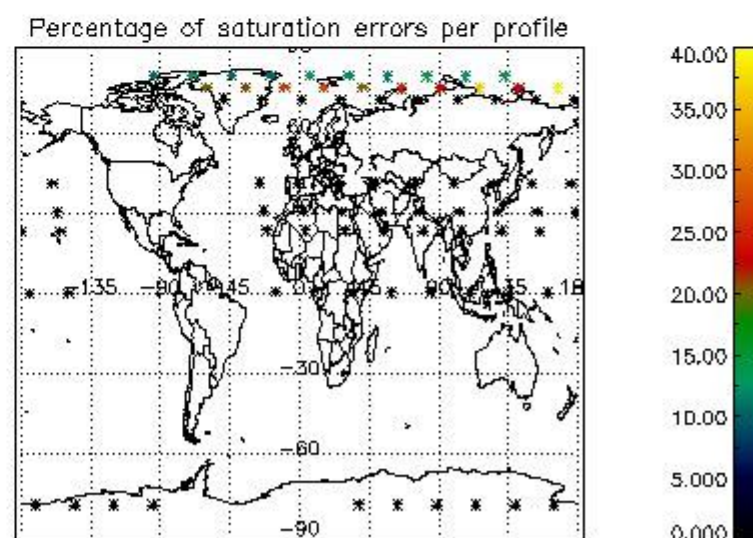
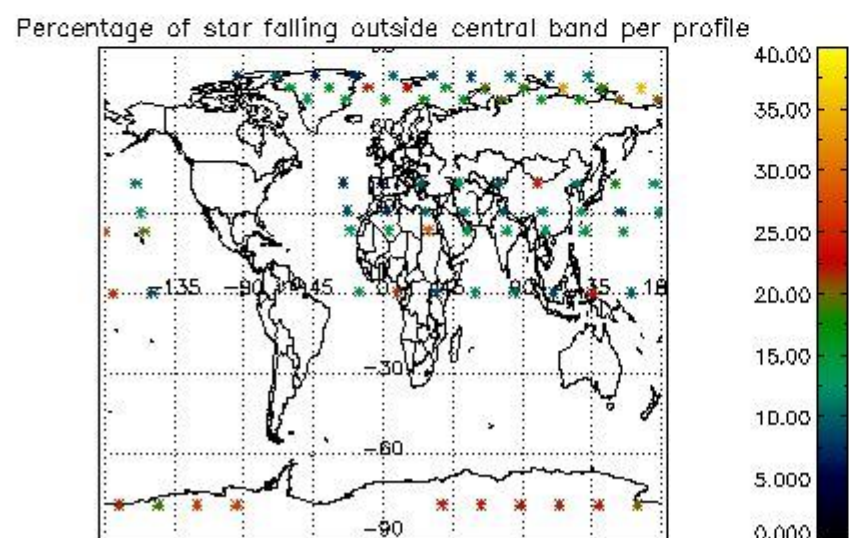
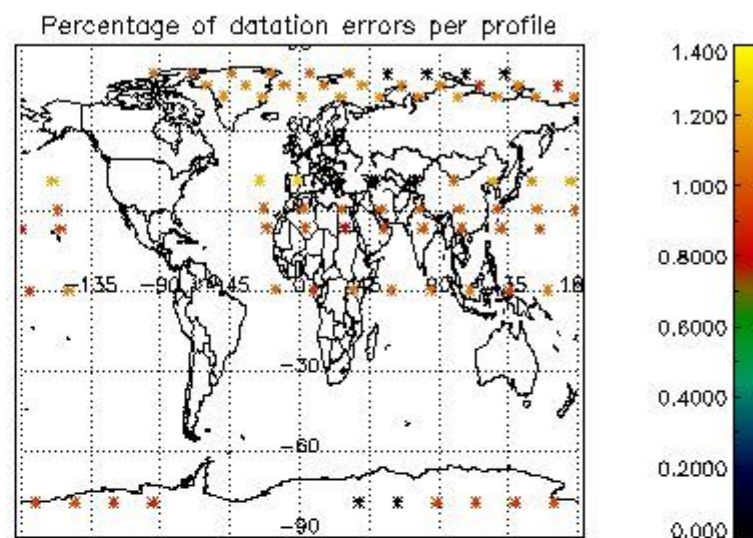
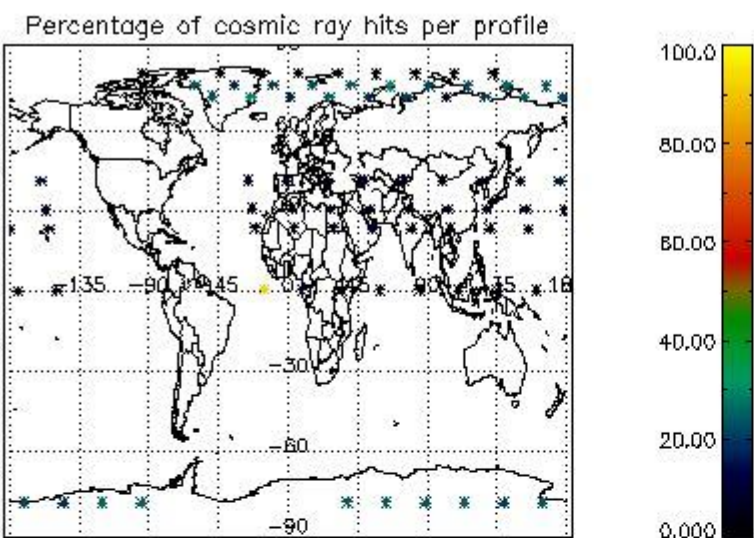


4.1.2 Plot level 1 quality information per product (time dependant): ENVISAT DESCENDING passes



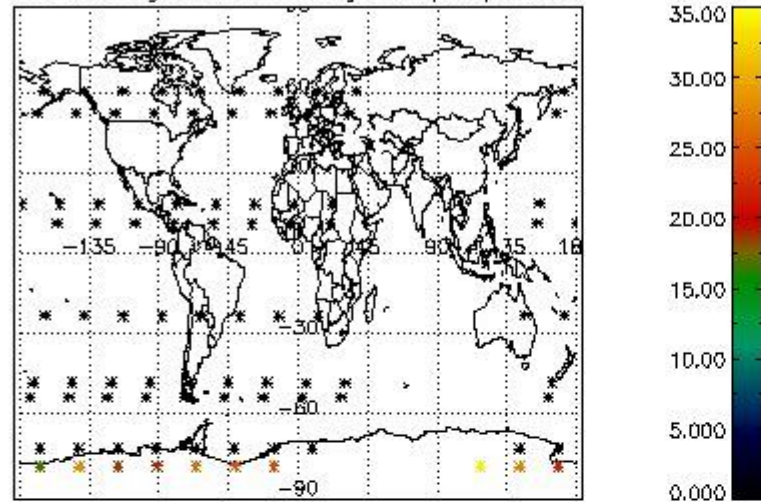
4.2 Plot quality information per product coming from level 1b processing (world map)

4.2.1 Plot level 1 quality information per product (world map): ENVISAT ASCENDING passes

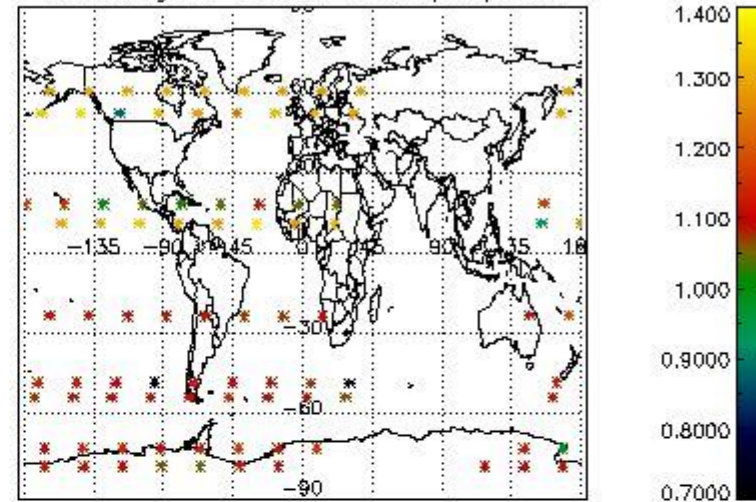


4.2.2 Plot level 1 quality information per product (world map): ENVISAT DESCENDING passes

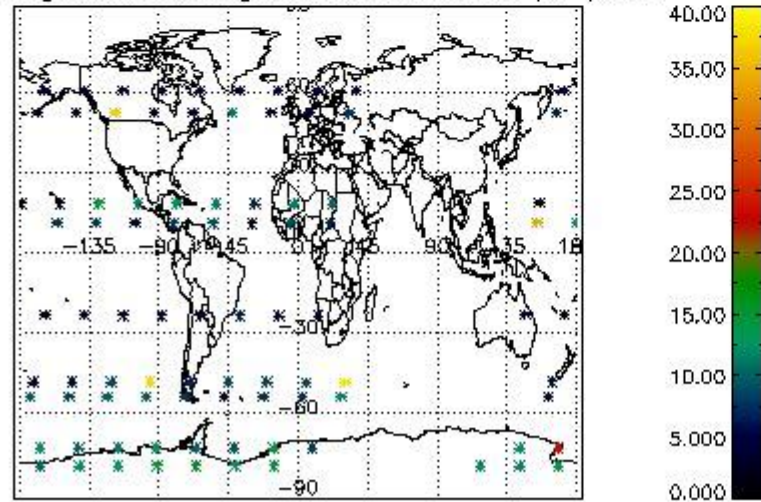
Percentage of cosmic ray hits per profile



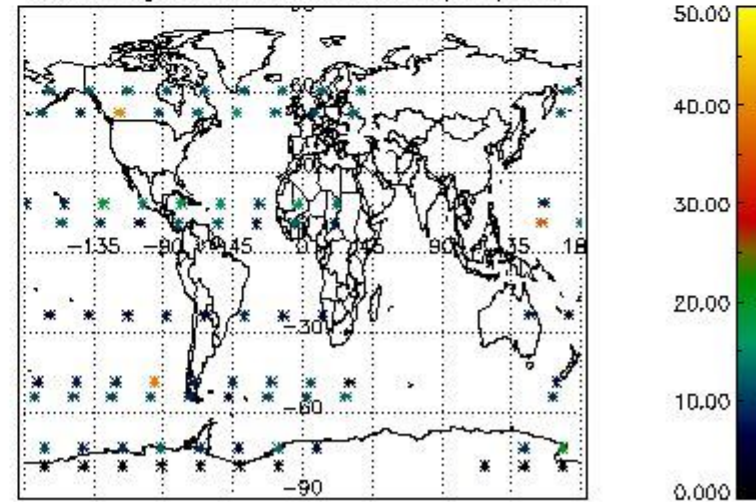
Percentage of datation errors per profile



Percentage of star falling outside central band per profile



Percentage of saturation errors per profile



5. Trace gas profiles

5.1 Ozone statistics based on quality of products

The final quality of the products can be "measured" using the STD (Standard Deviation) attached to every point profile. This information is written to the parameter GOM_NL__2P/NL_LOCAL_SPECIES_DENSITY/o3_std of the level 2 products. The table below shows the statistics for given STD ranges.

The statistics are given with respect to the overall valid production:

- Products without fatal errors: GOM_NL__2P/MPH/PRODUCT_ERR=0
- Valid point profile: GOM_NL__2P/NL_LOCAL_SPECIES_DENSITY/pcd(0)=0

The 'Criteria' is applied to valid points of dark limb products:

- Products in dark limb illumination condition: GOM_NL__2P/NL_SUMMARY_QUALITY/obs_ill_cond=0
- Products without fatal errors: GOM_NL__2P/MPH/PRODUCT_ERR=0
- Valid point profile: GOM_NL__2P/NL_LOCAL_SPECIES_DENSITY/pcd(0)=0

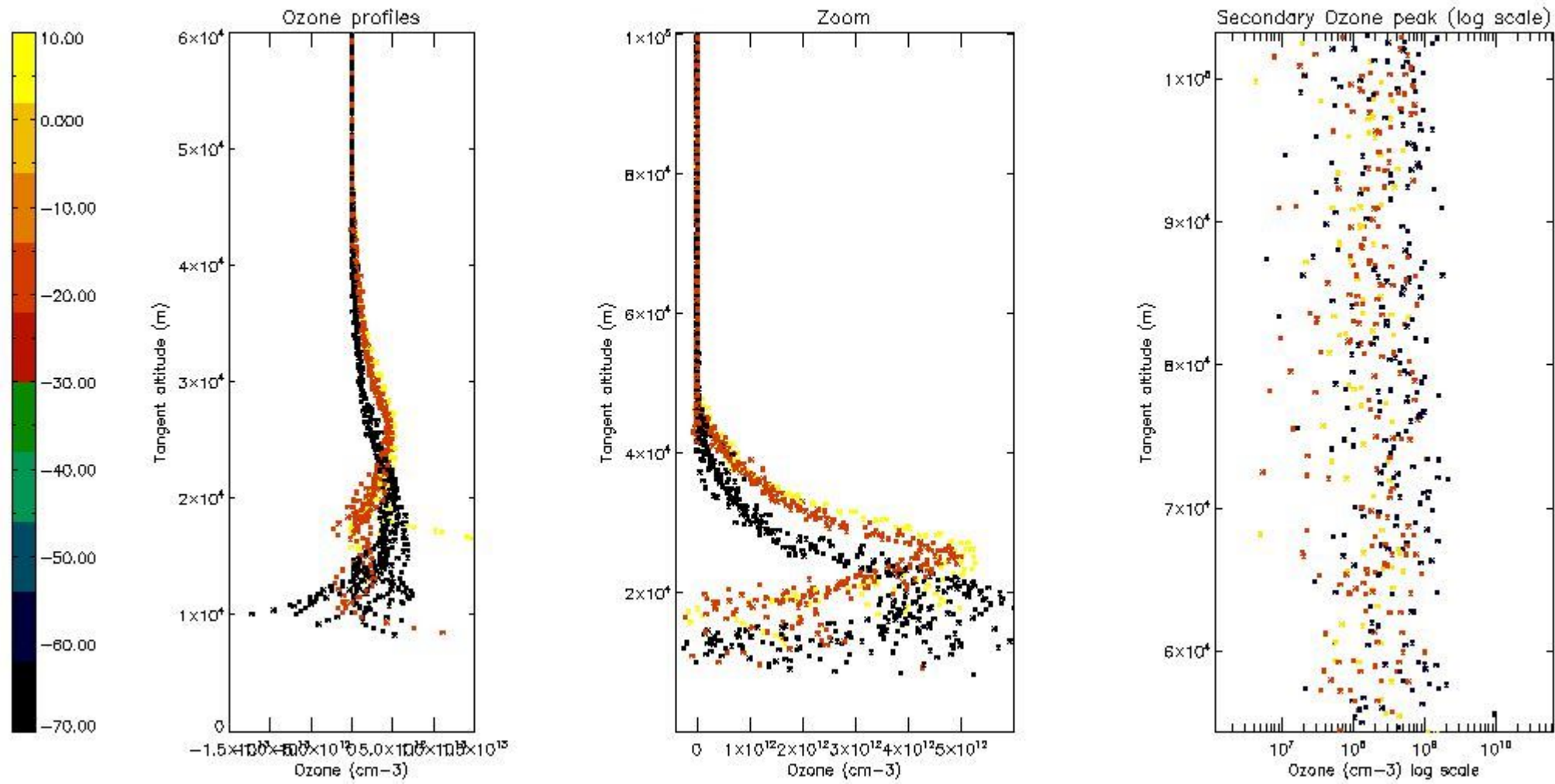
So, the table below shows the percentage of dark limb and valid observations for each criteria with respect to the overall valid daily observations.

Criteria	% of total production
All STD	16
STD < 20	5

STD < 10	2
STD < 5	0

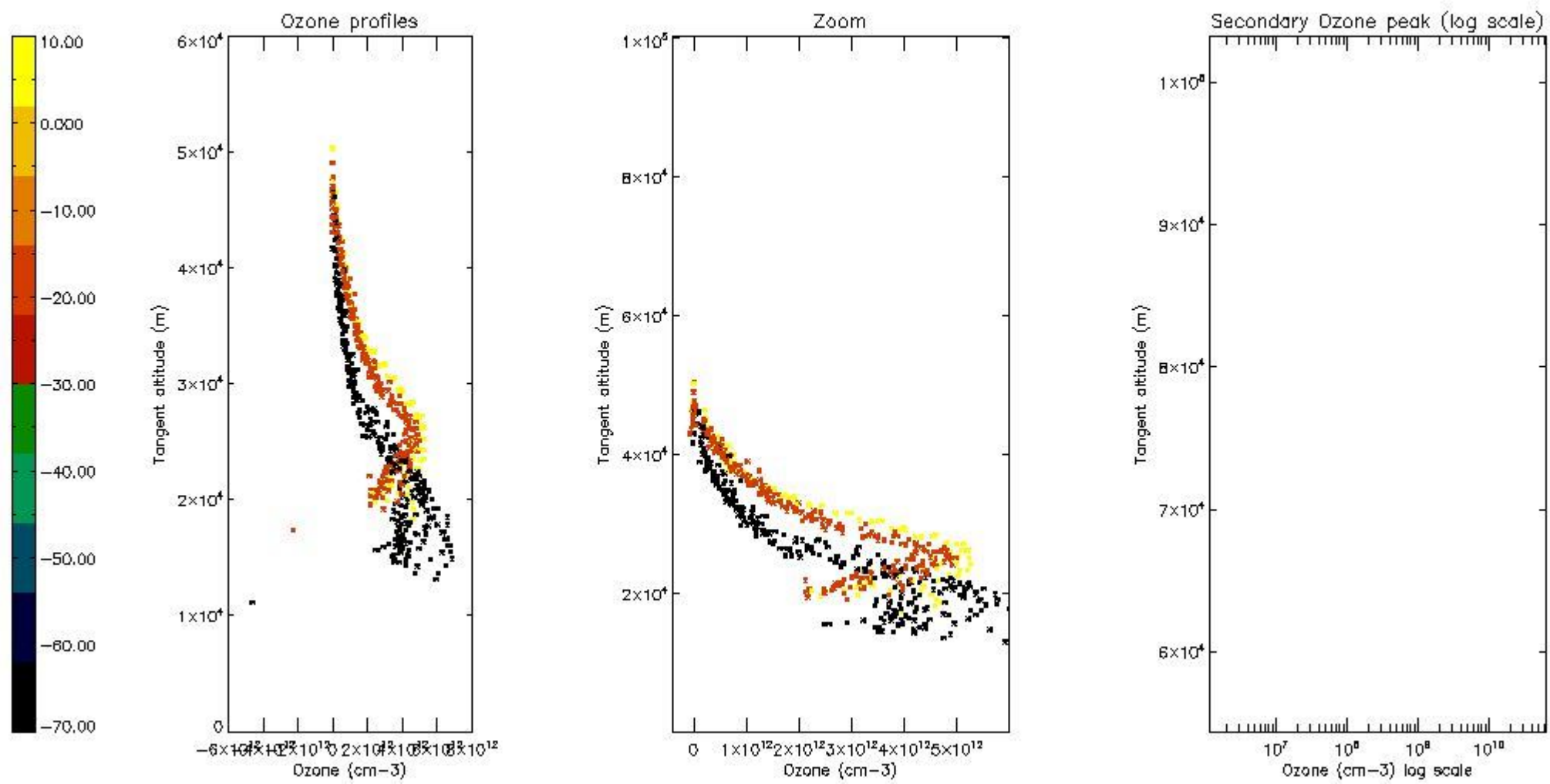
5.2 Plot ozone profiles for all STD (dark without errors)

The colorbar represents the latitude.



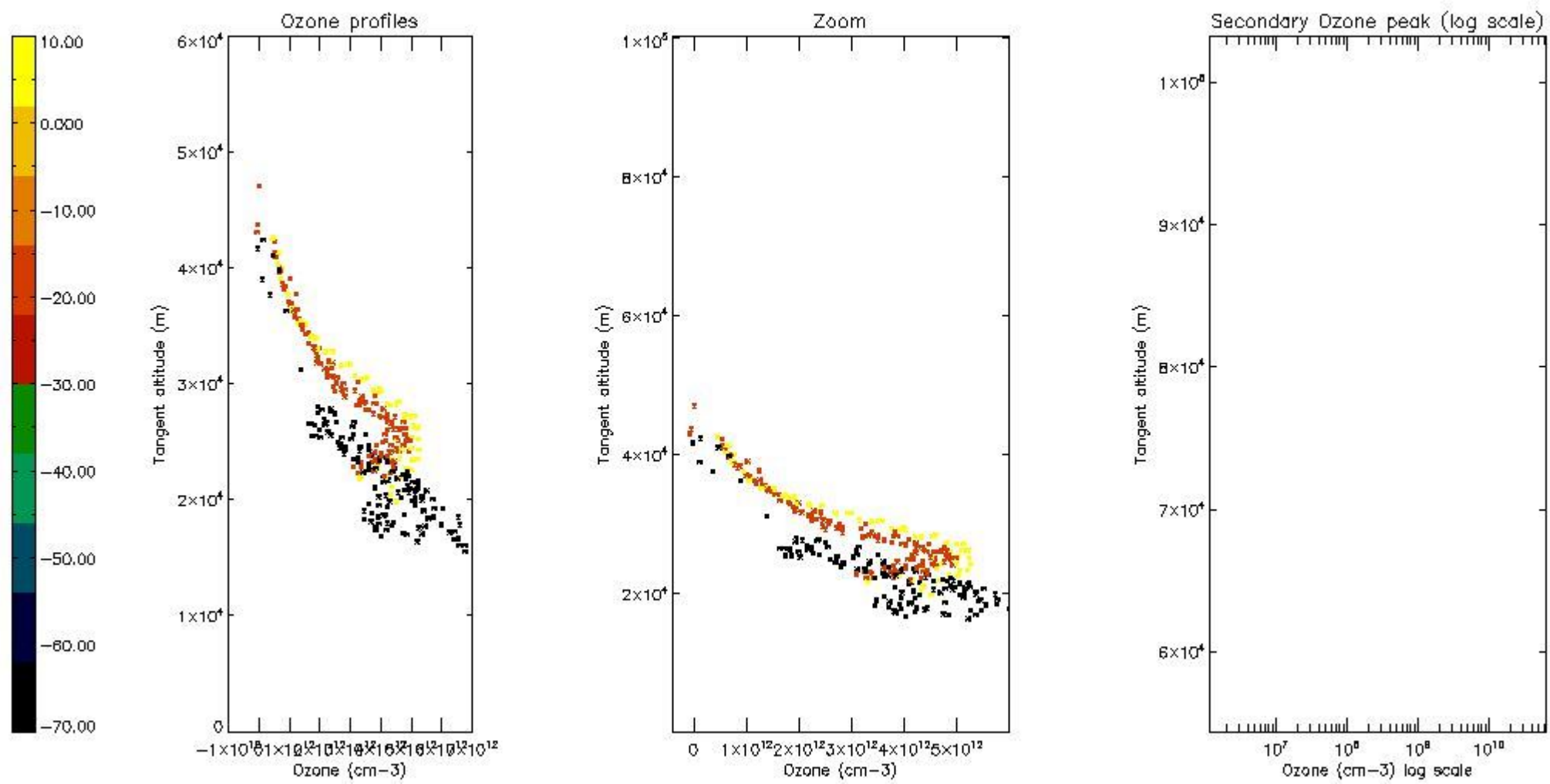
5.3 Plot ozone profiles where STD < 20% (dark without errors)

The colorbar represents the latitude.



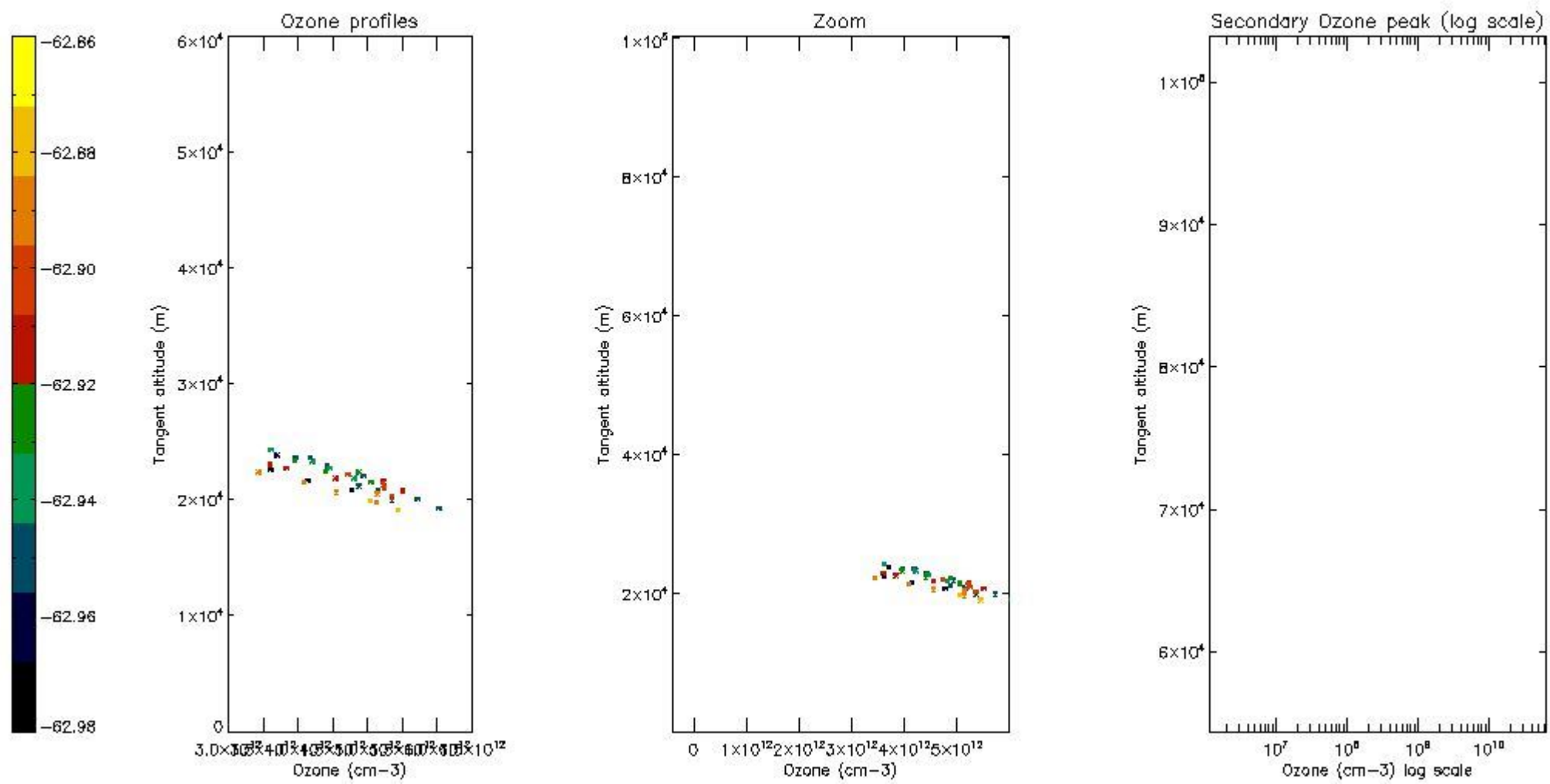
5.4 Plot ozone profiles where STD < 10% (dark without errors)

The colorbar represents the latitude.



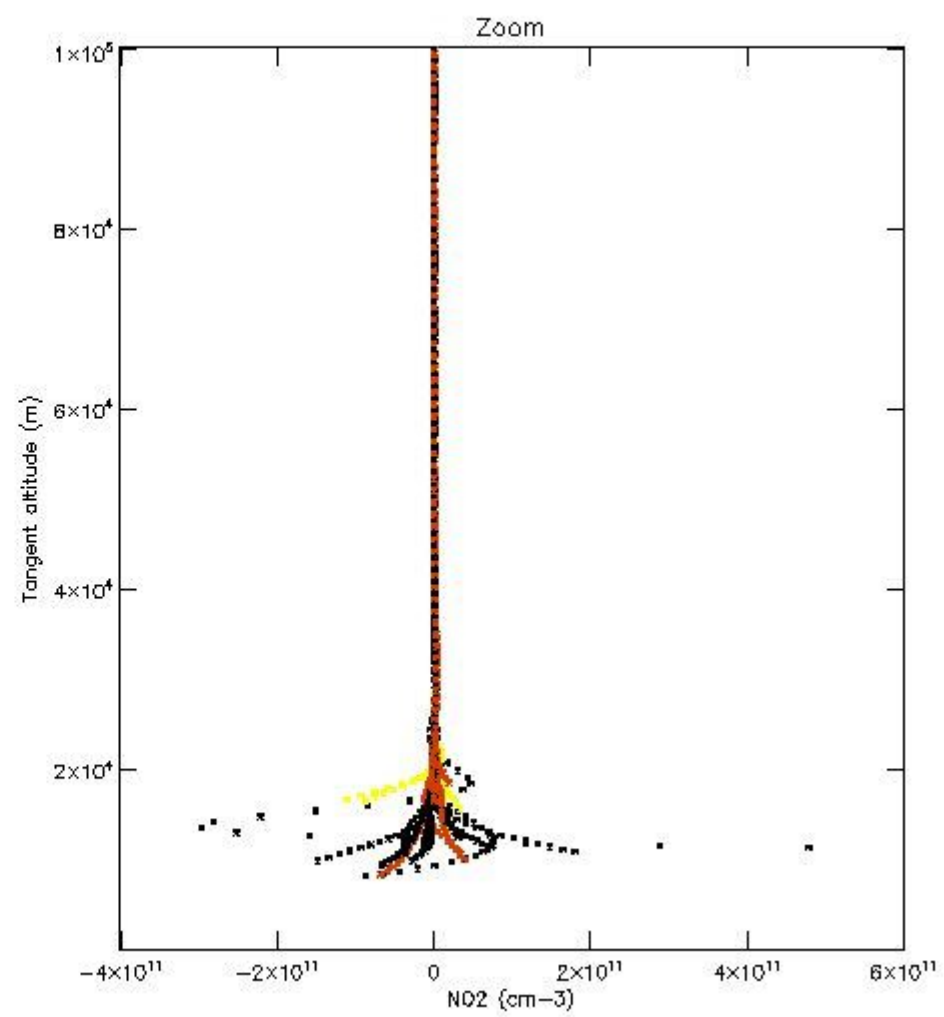
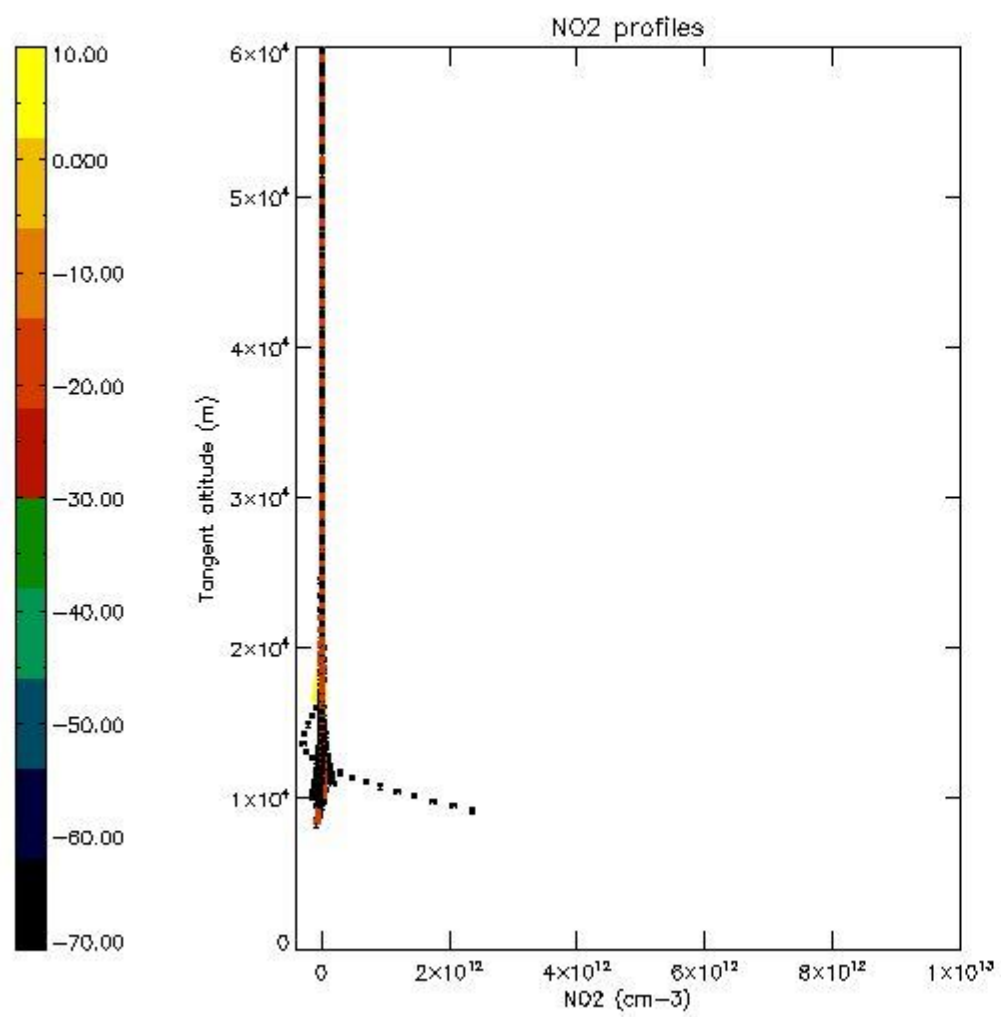
5.5 Plot ozone profiles where $STD < 5\%$ (dark without errors)

The colorbar represents the latitude.



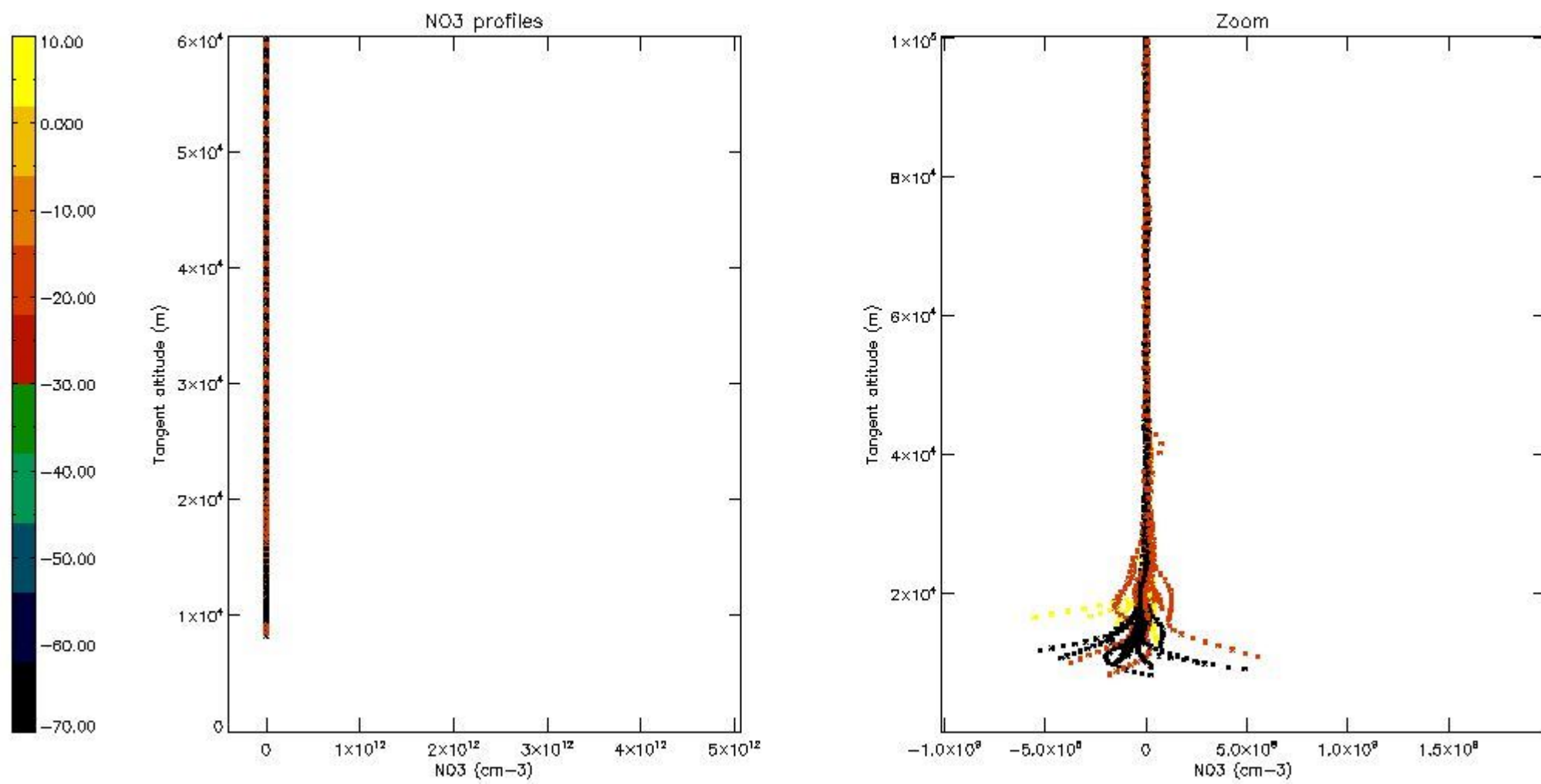
5.6 Plot NO₂ profiles for all STD (dark without errors)

The colorbar represents the latitude.



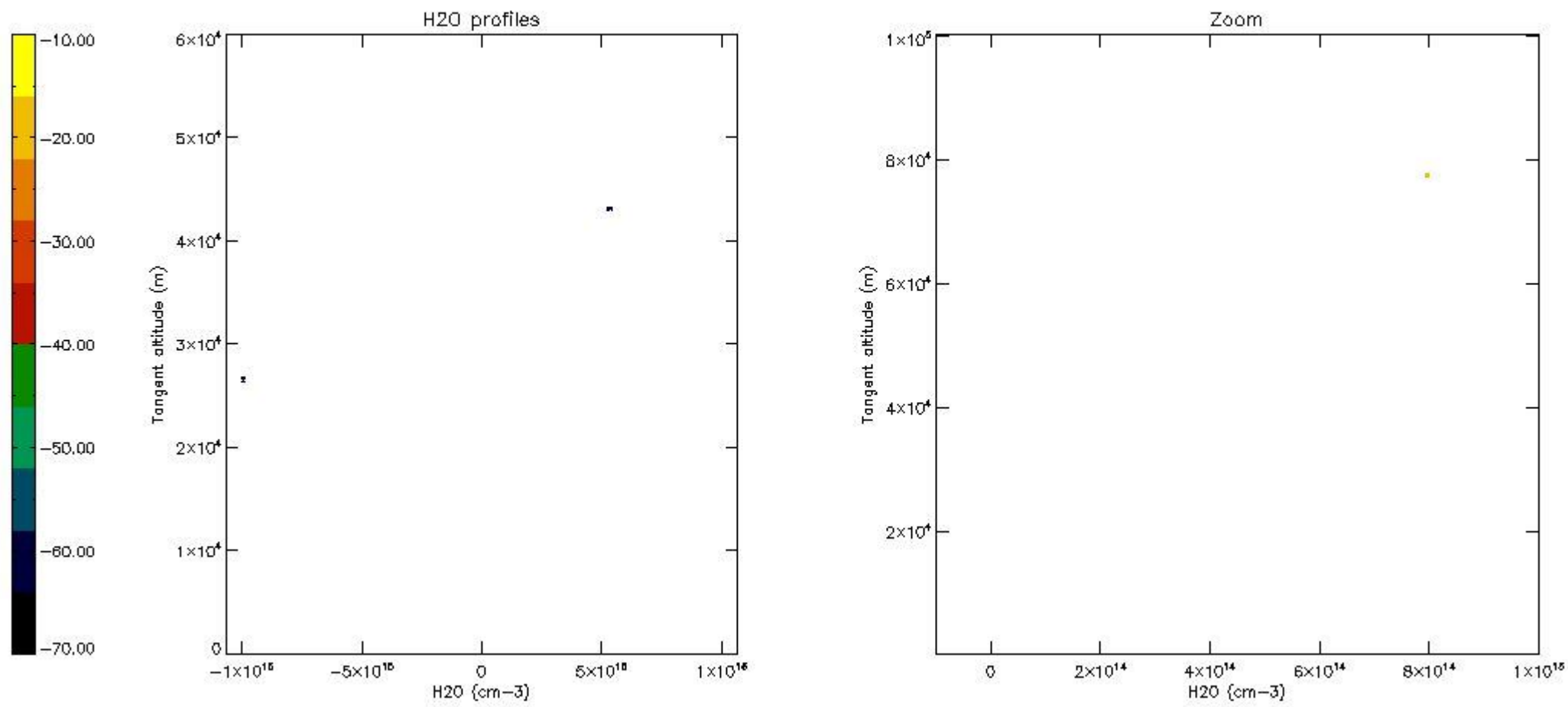
5.7 Plot NO3 profiles for all STD (dark without errors)

The colorbar represents the latitude.



5.8 Plot H2O profiles for all STD (only for occultations of stars 1,2,3,4,13,14,16,26,63 dark without errors)

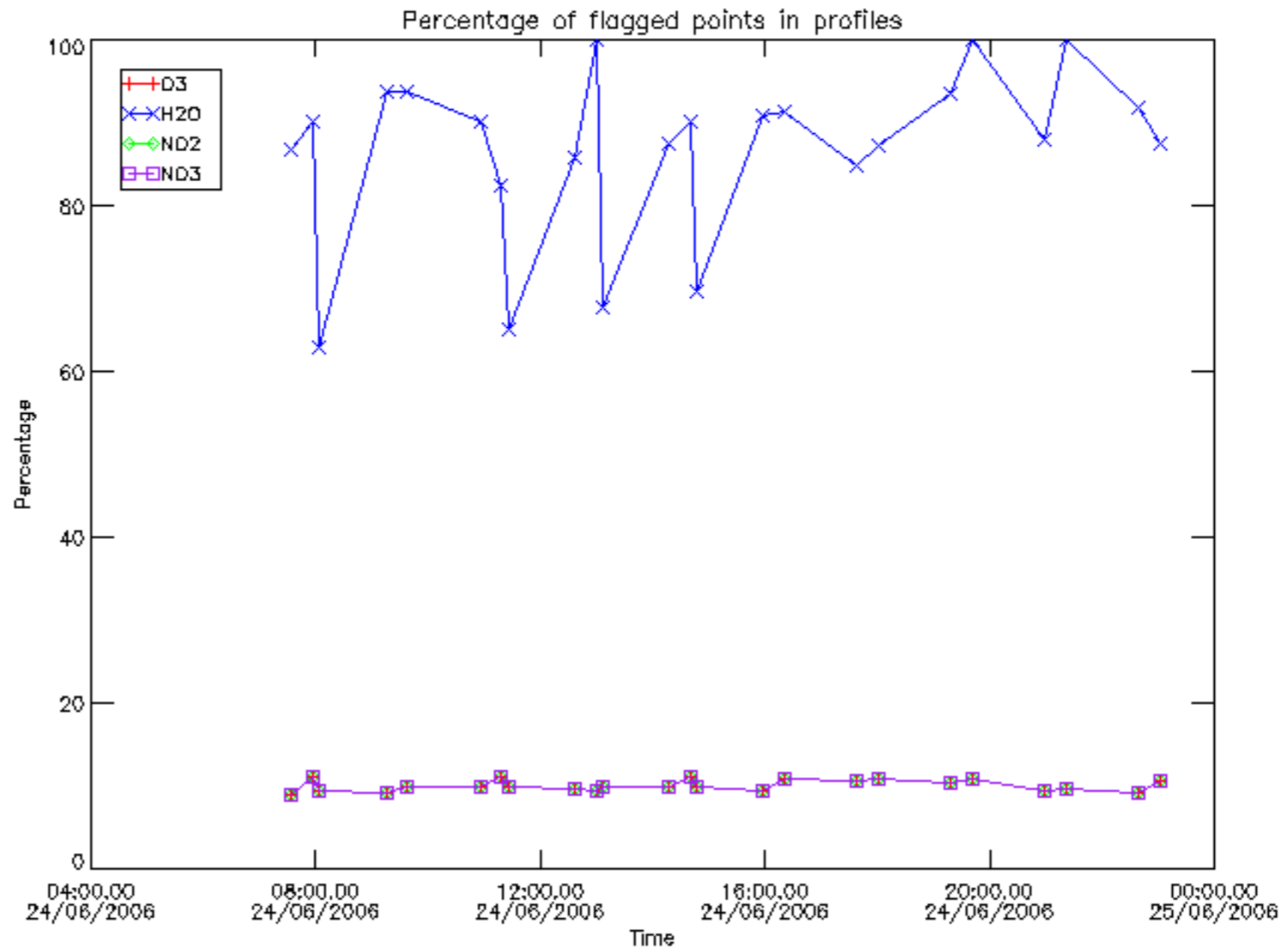
The colorbar represents the latitude.



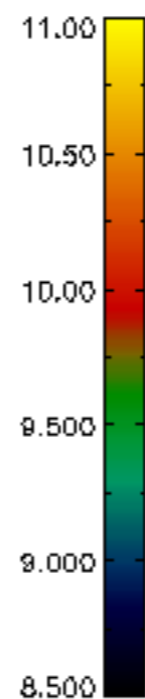
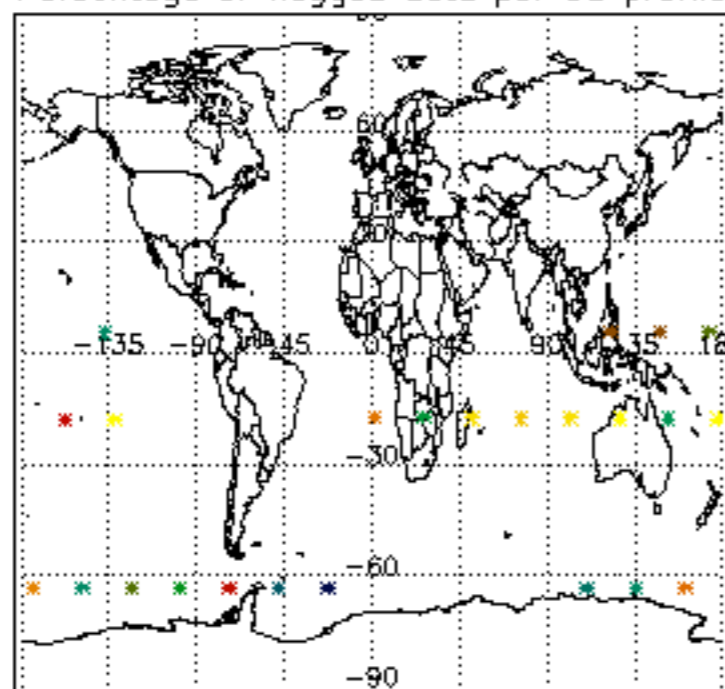
6. Auxiliary Data Files used for the production reported in section 2

The number reported in the third column indicates since which file (see list in section 2) the corresponding auxiliary file has been used. The fourth column is the date of those product files.

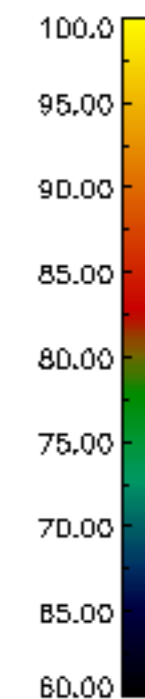
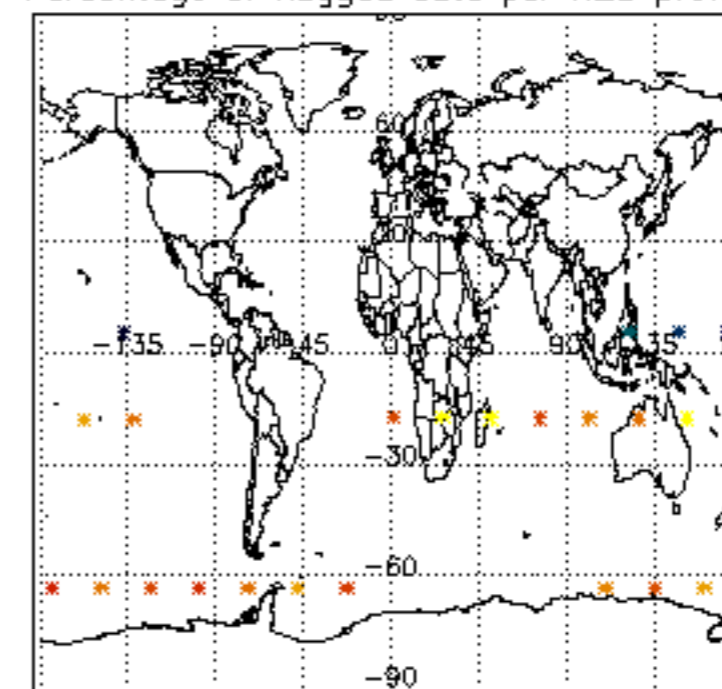
Type	Auxiliary Filename	Used since product	Used since product date
INST_PHYS_CHARACTERISTICS	GOM_INS_AXVIEC20091111_143220_20030716_120000_20500101_000000	1	24-JUN-2006 07:20:47
LEVEL-2_PROC_CONFIG	GOM_PR2_AXVIEC20091111_152718_20020301_000000_20500101_000000	1	24-JUN-2006 07:20:47
CROSS_SECTIONS_FILE	GOM_CRS_AXVIEC20091111_154832_20020301_000000_20500101_000000	1	24-JUN-2006 07:20:47



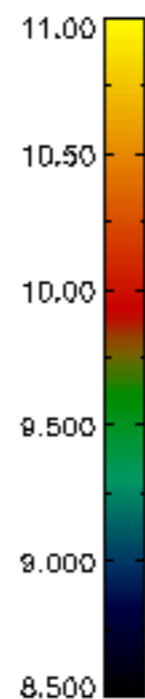
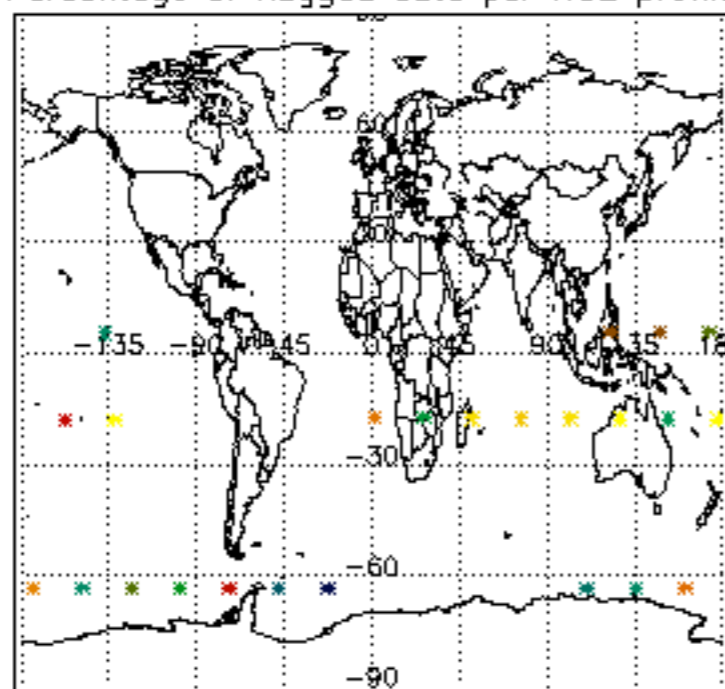
Percentage of flagged data per D3 profile



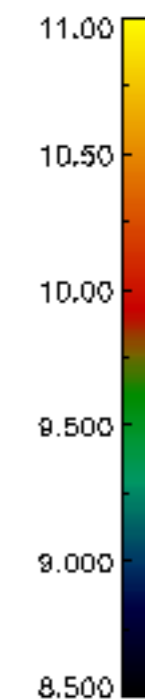
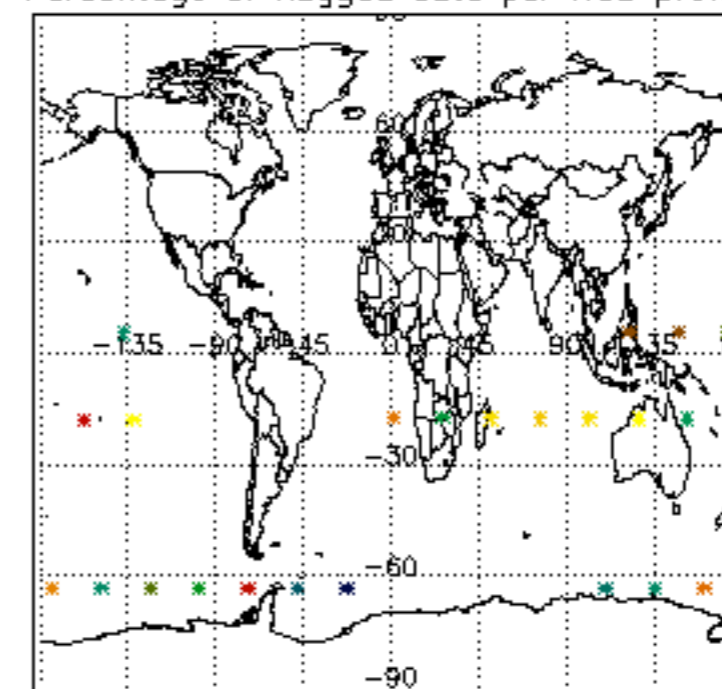
Percentage of flagged data per H2O profile

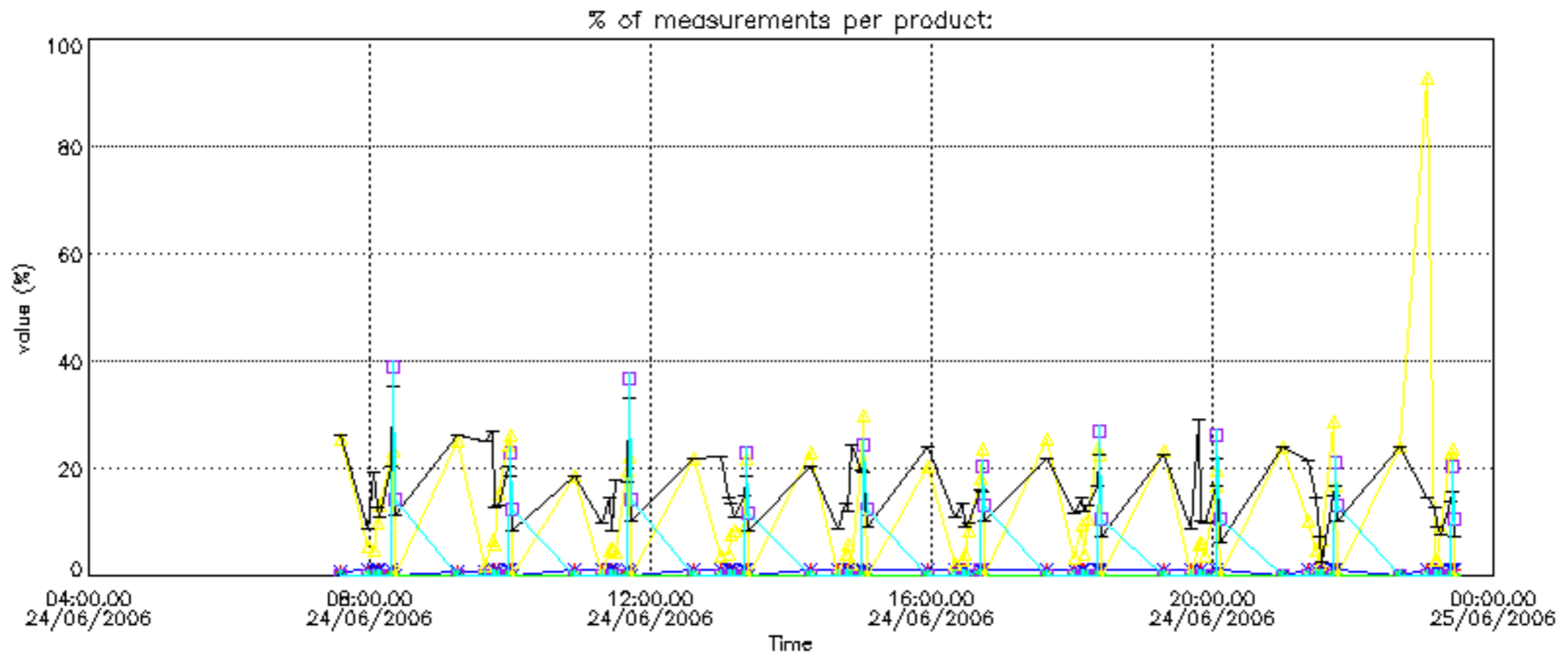


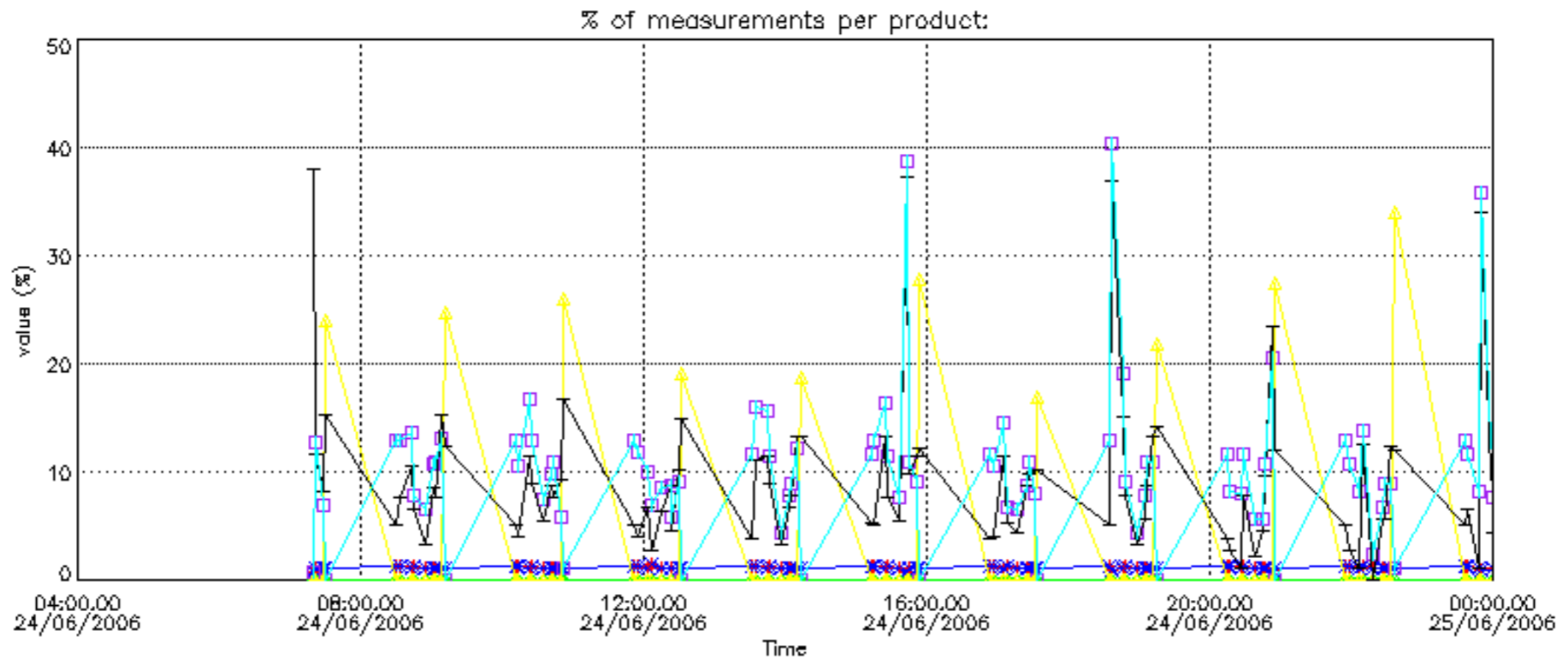
Percentage of flagged data per NO2 profile



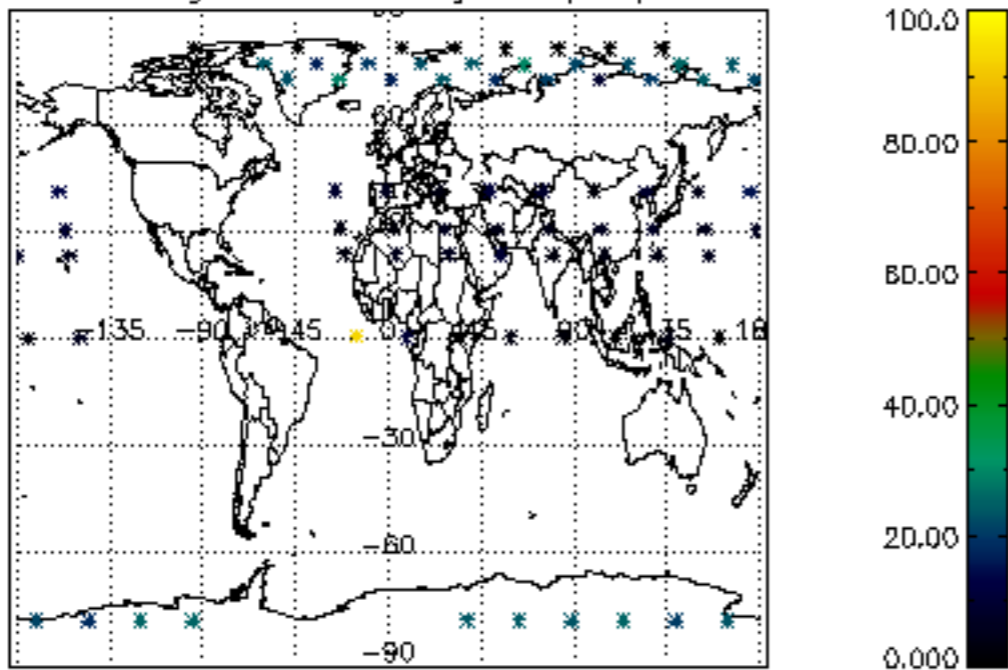
Percentage of flagged data per NO3 profile



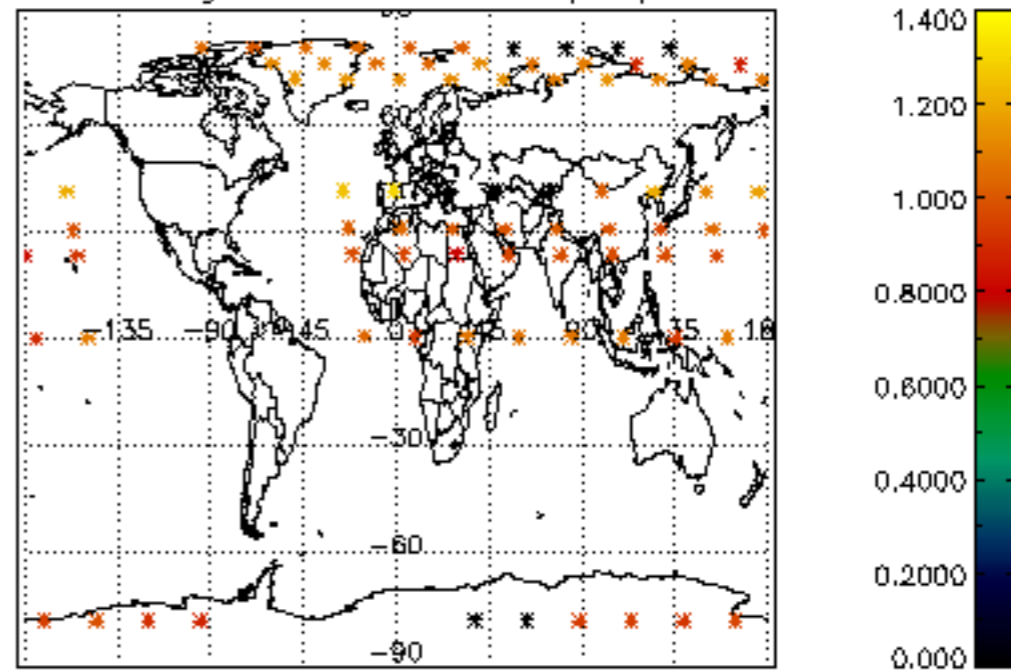




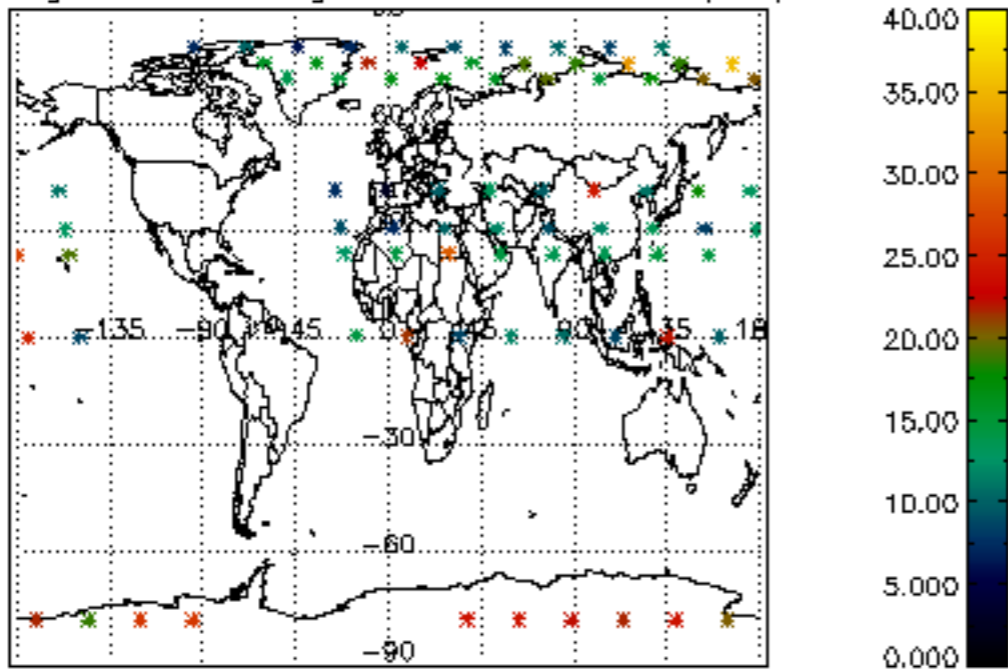
Percentage of cosmic ray hits per profile



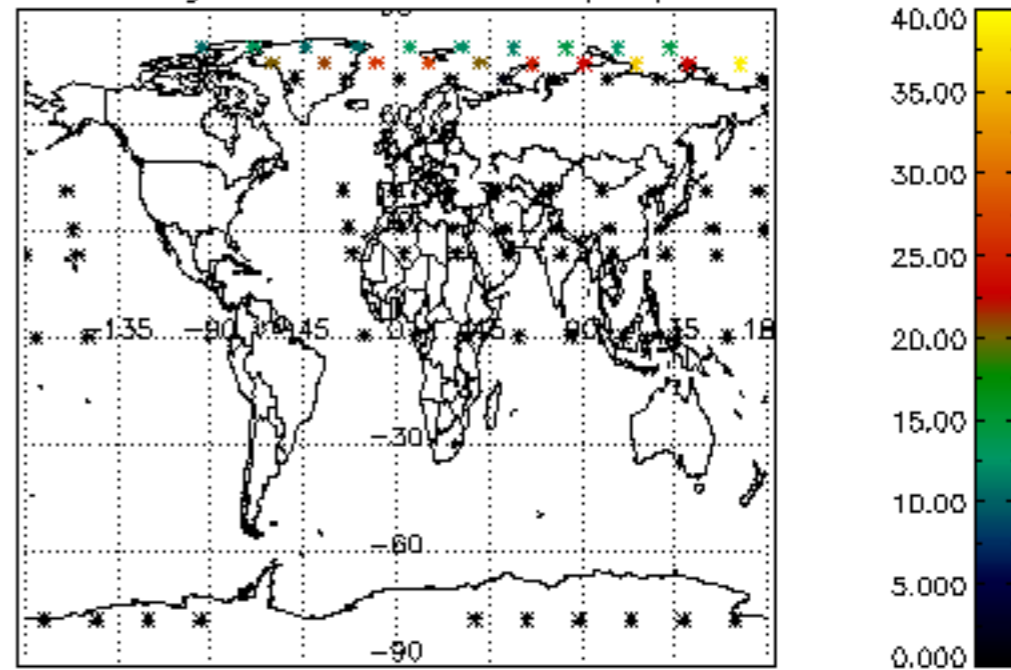
Percentage of datation errors per profile



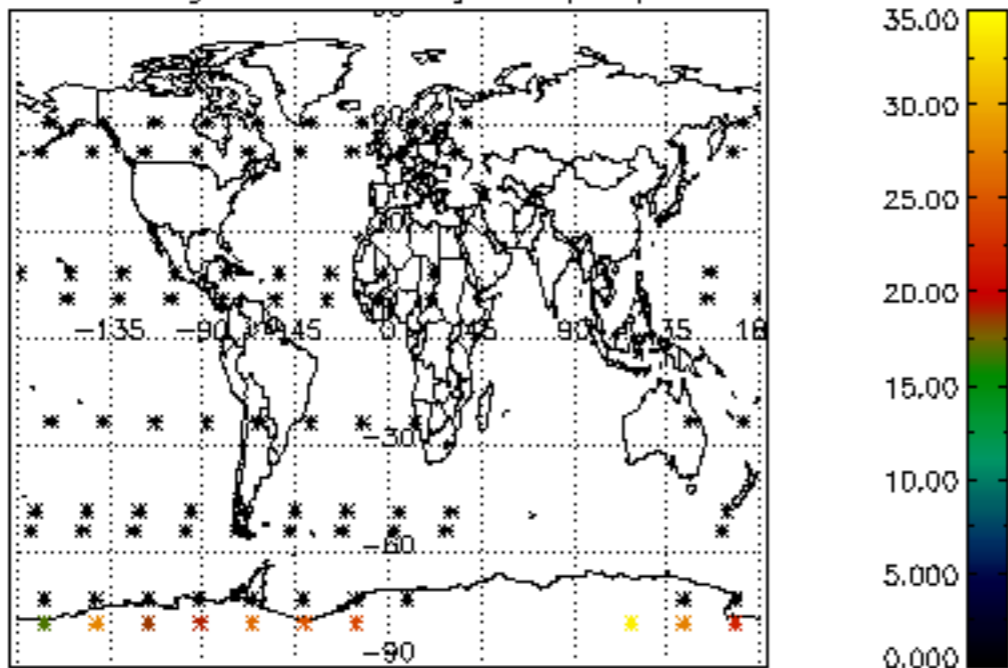
Percentage of star falling outside central band per profile



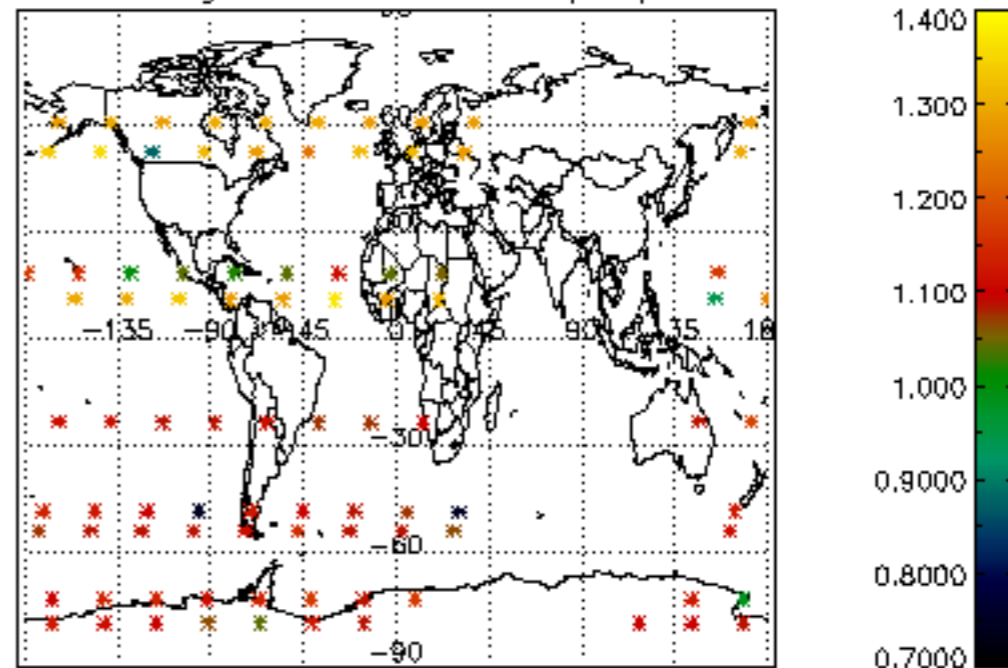
Percentage of saturation errors per profile



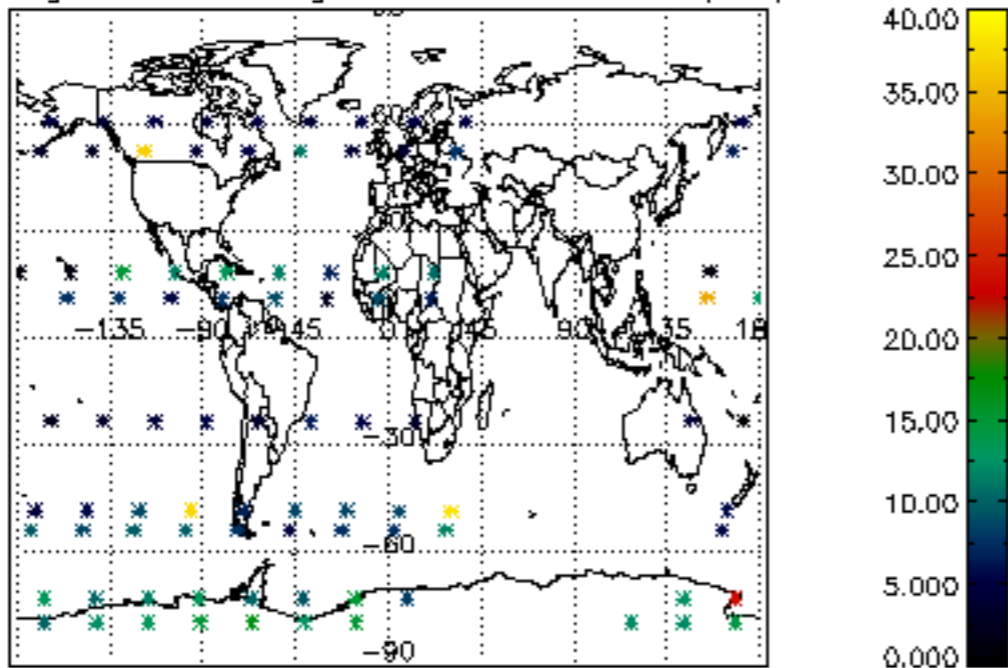
Percentage of cosmic ray hits per profile



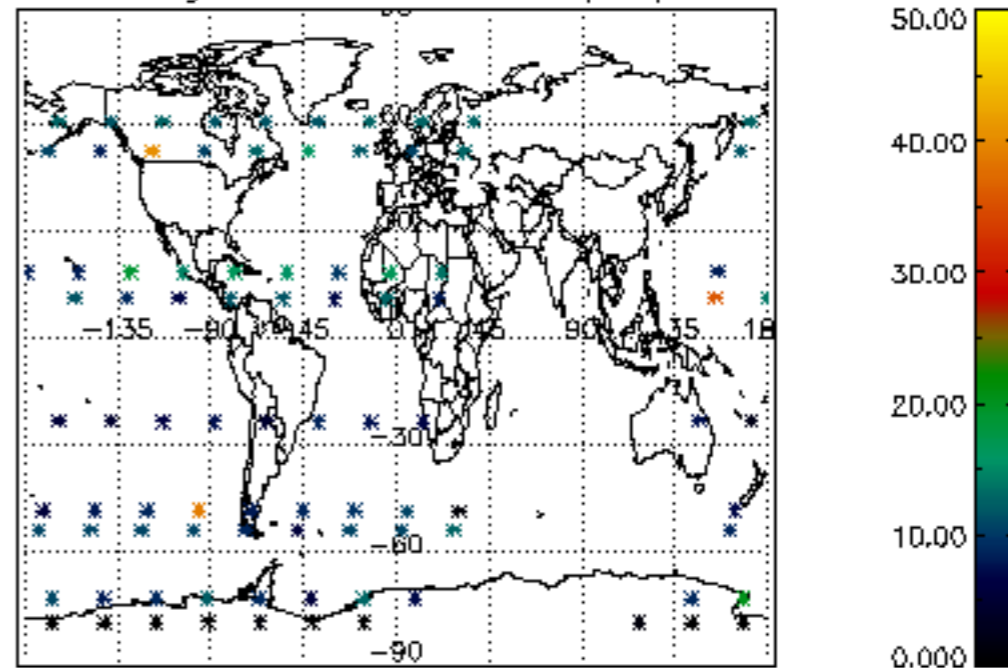
Percentage of datation errors per profile

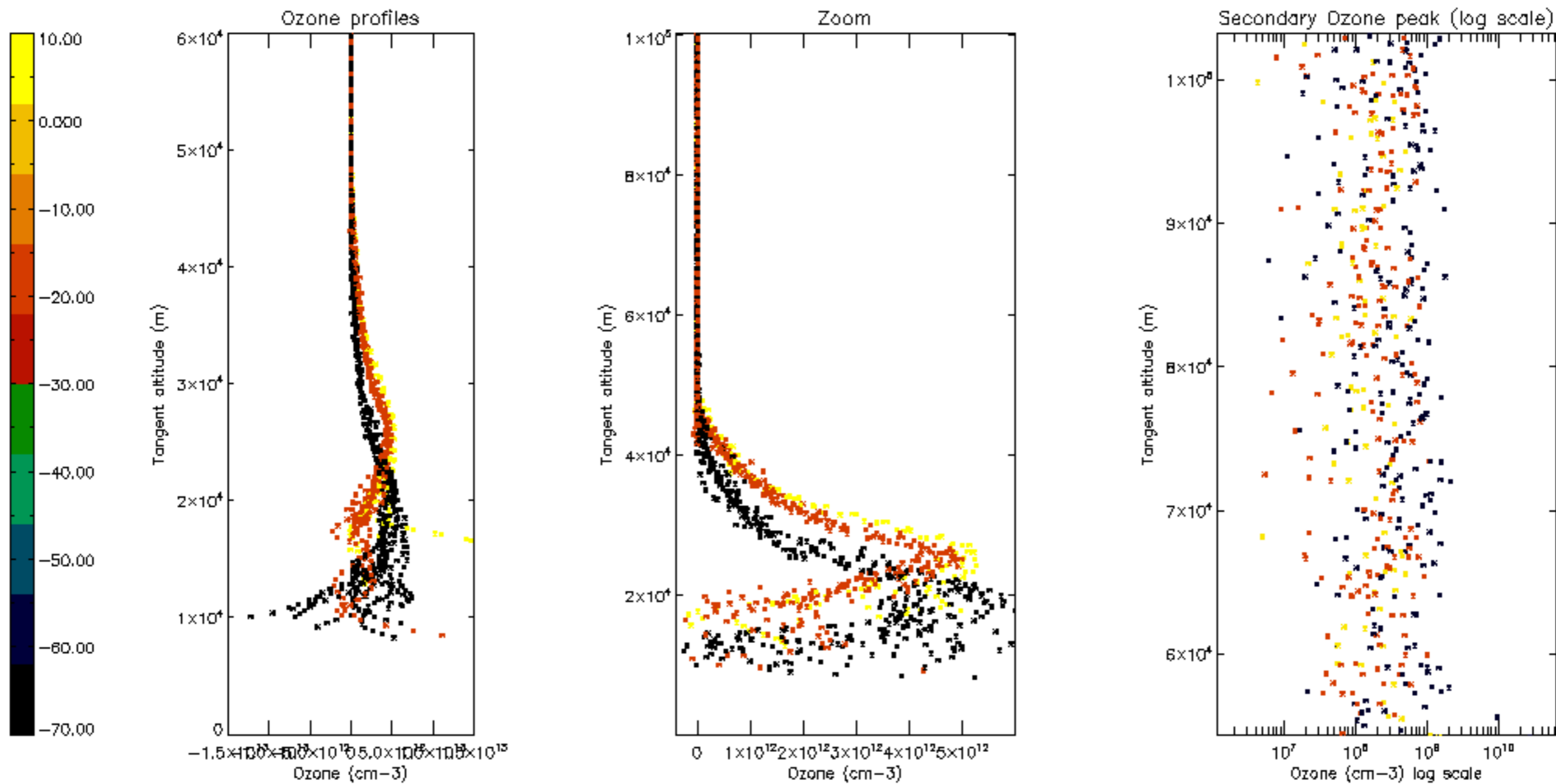


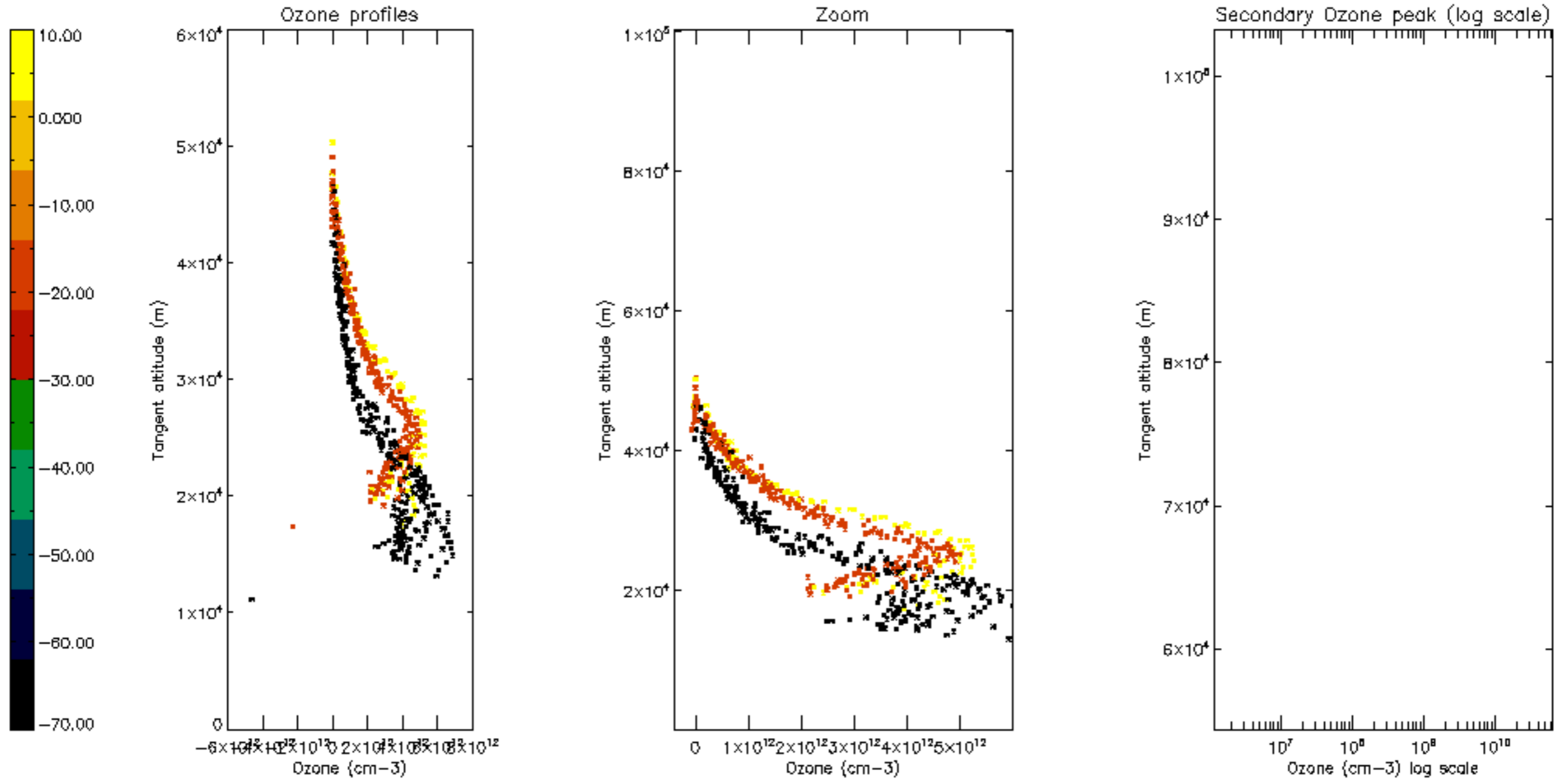
Percentage of star falling outside central band per profile

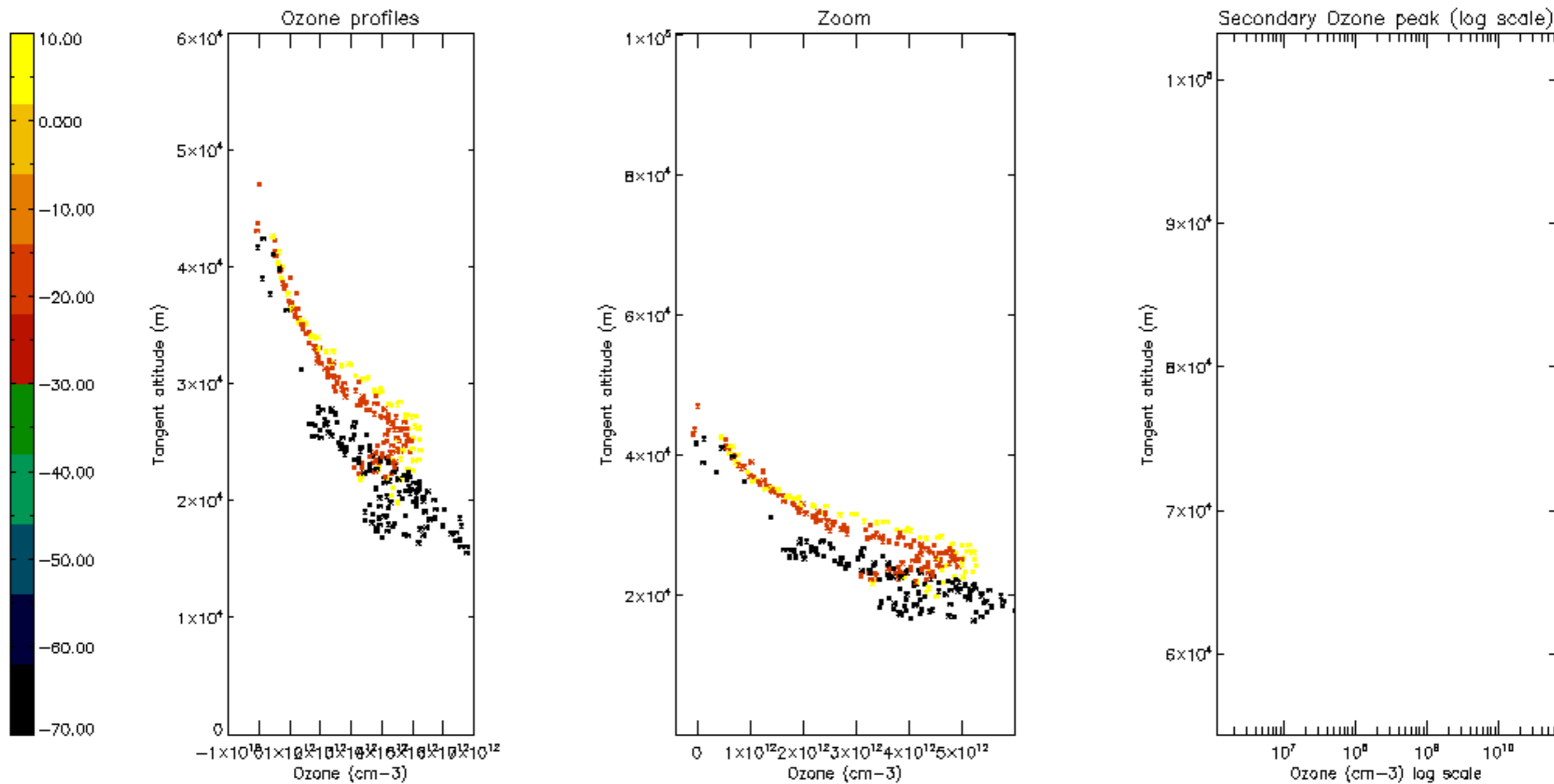


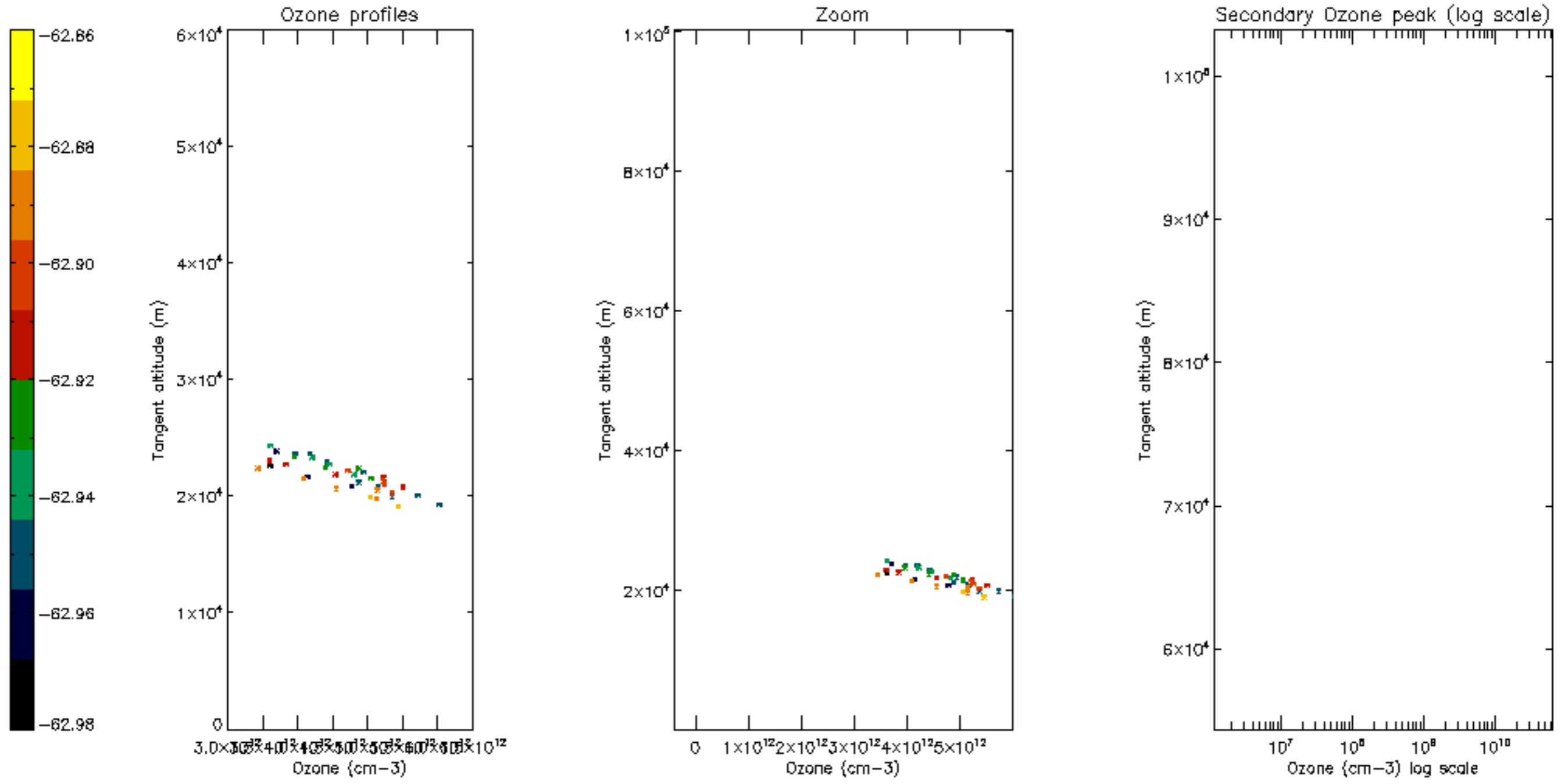
Percentage of saturation errors per profile

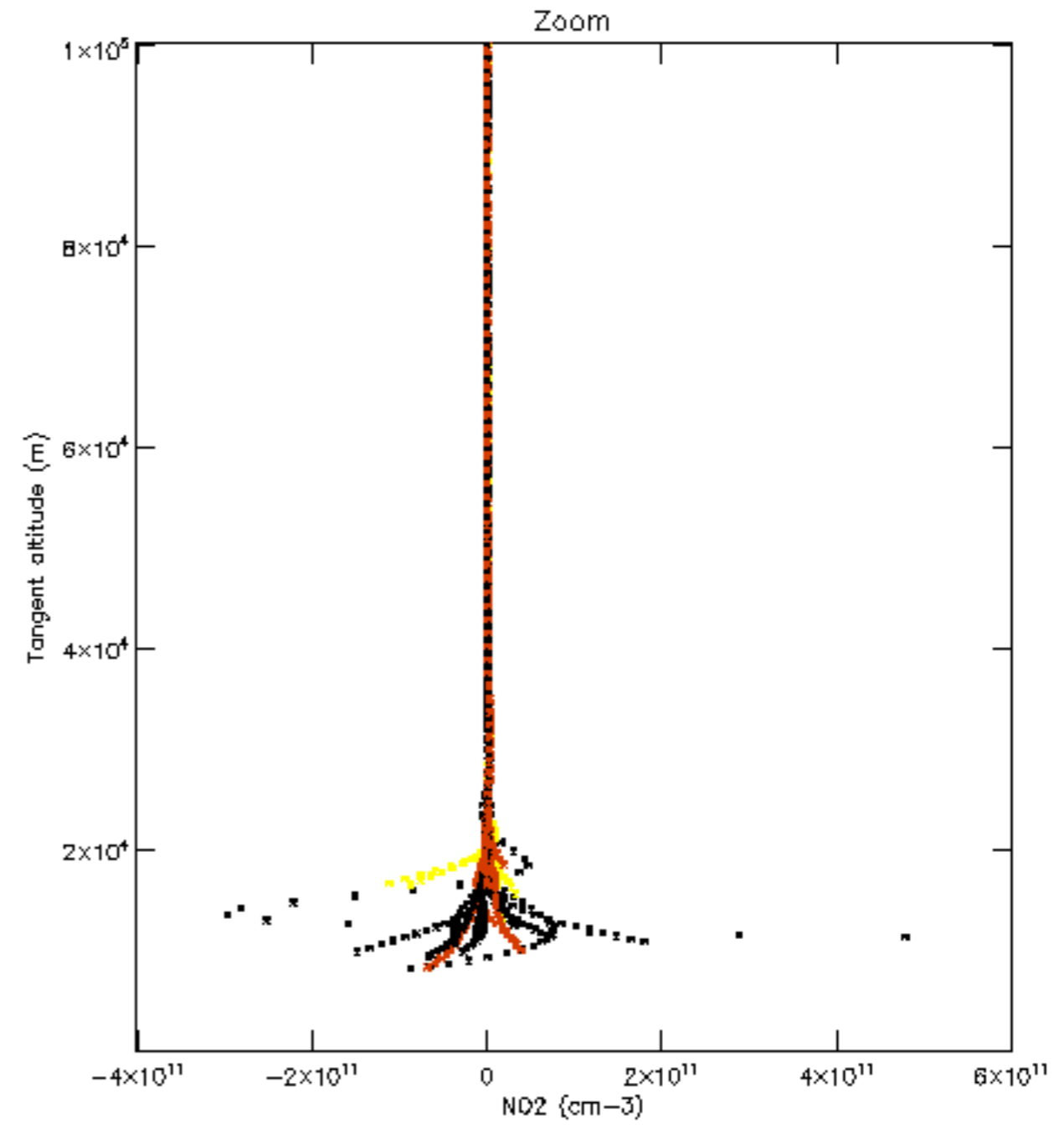
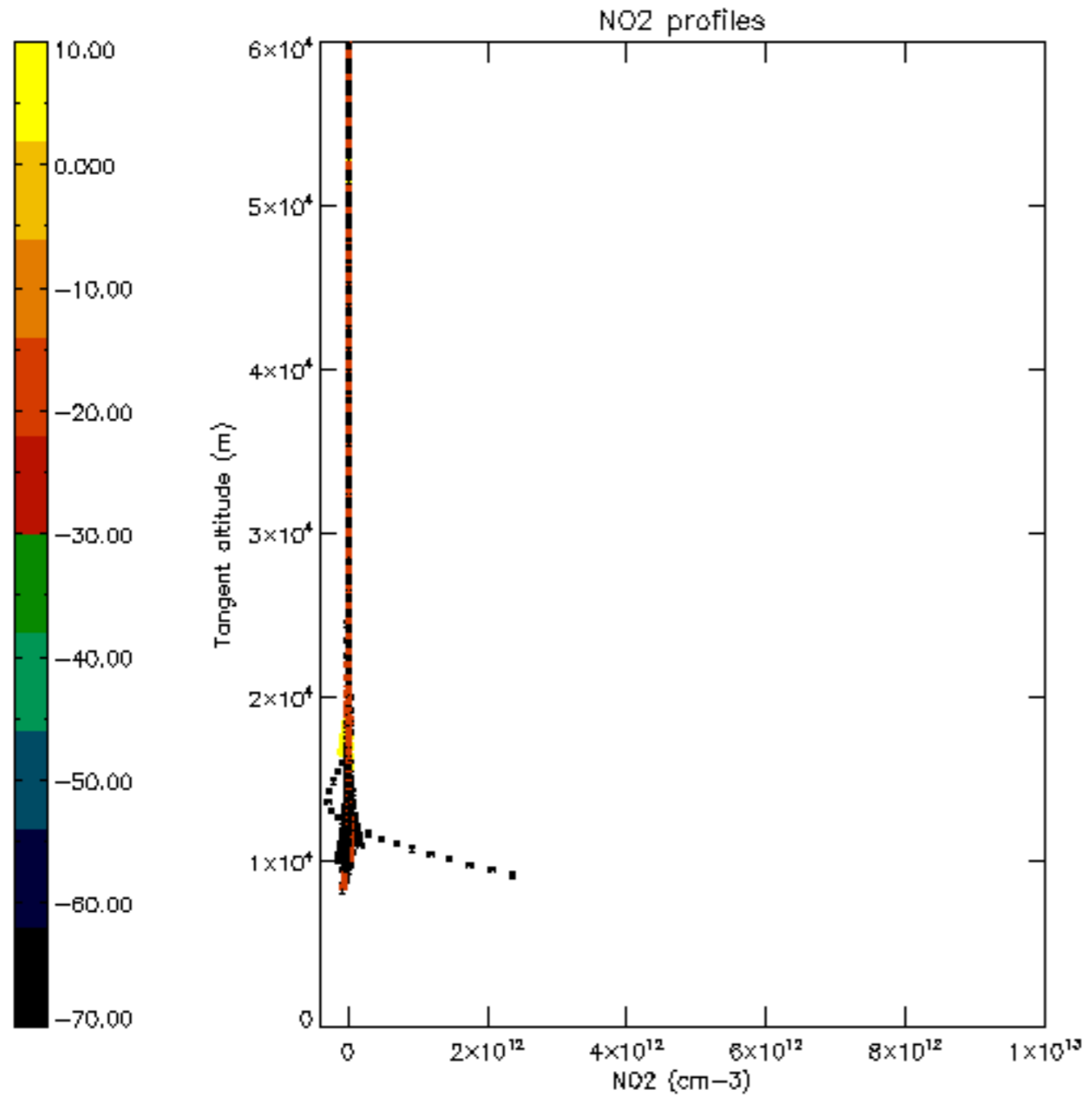


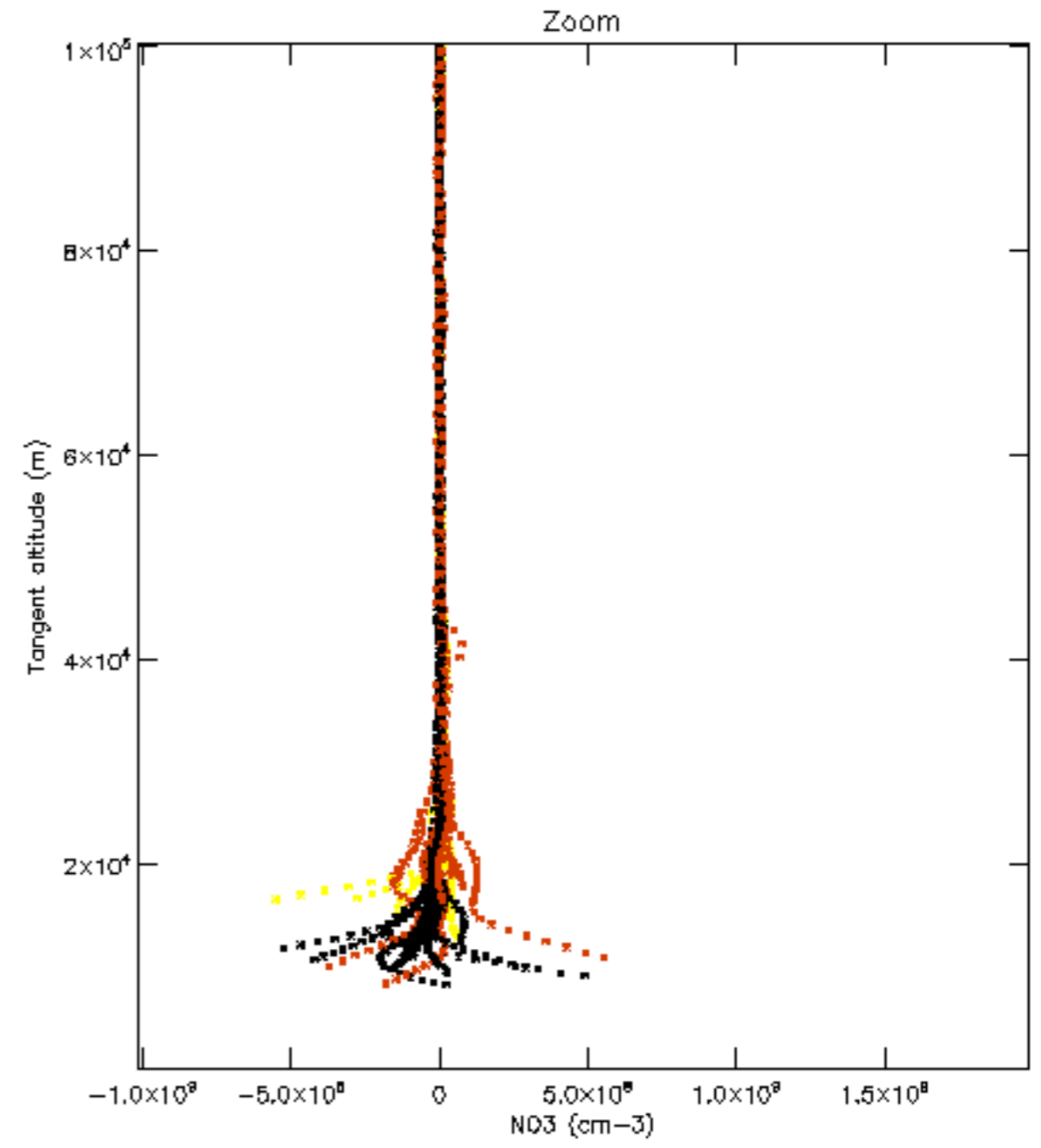
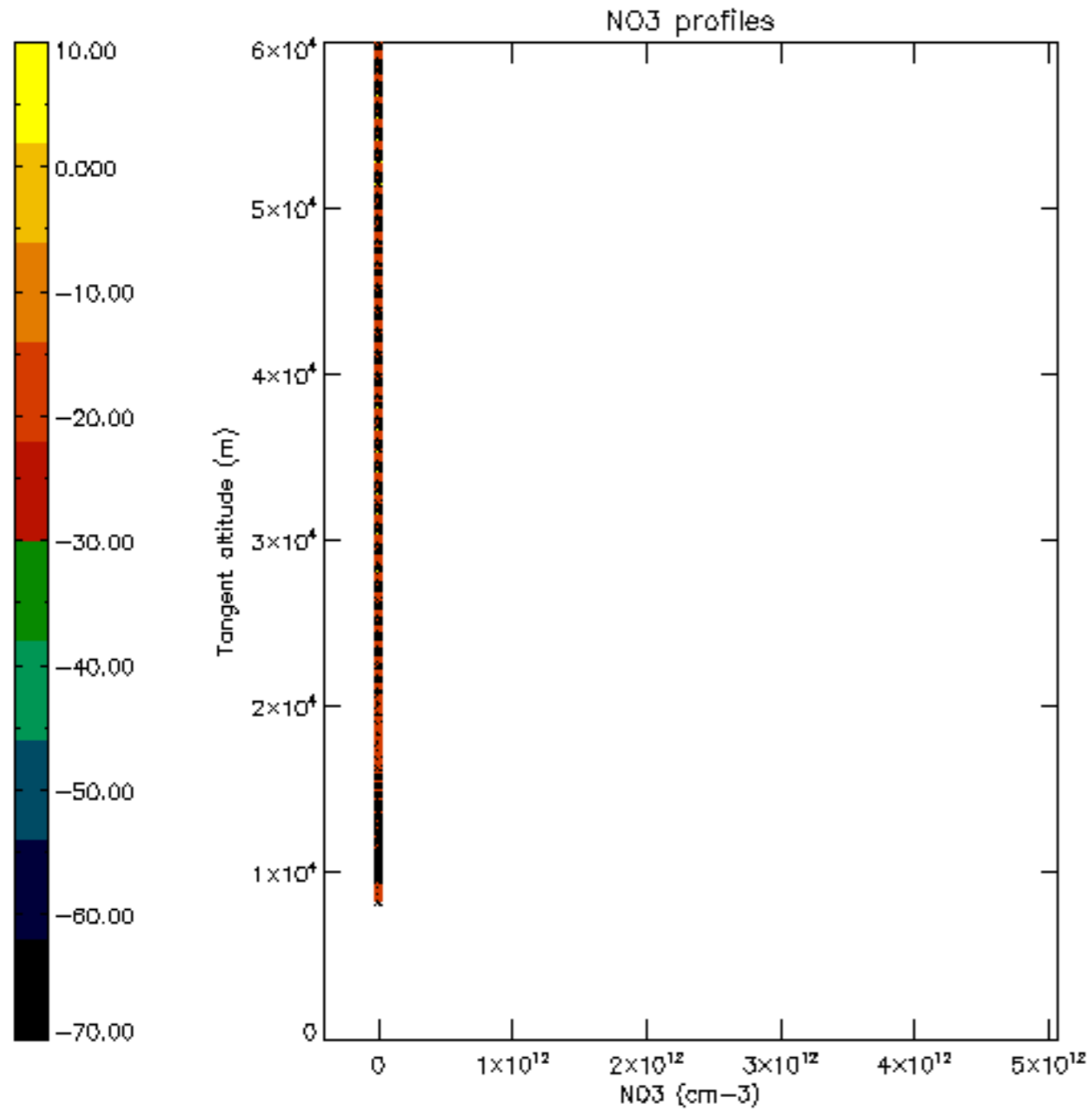


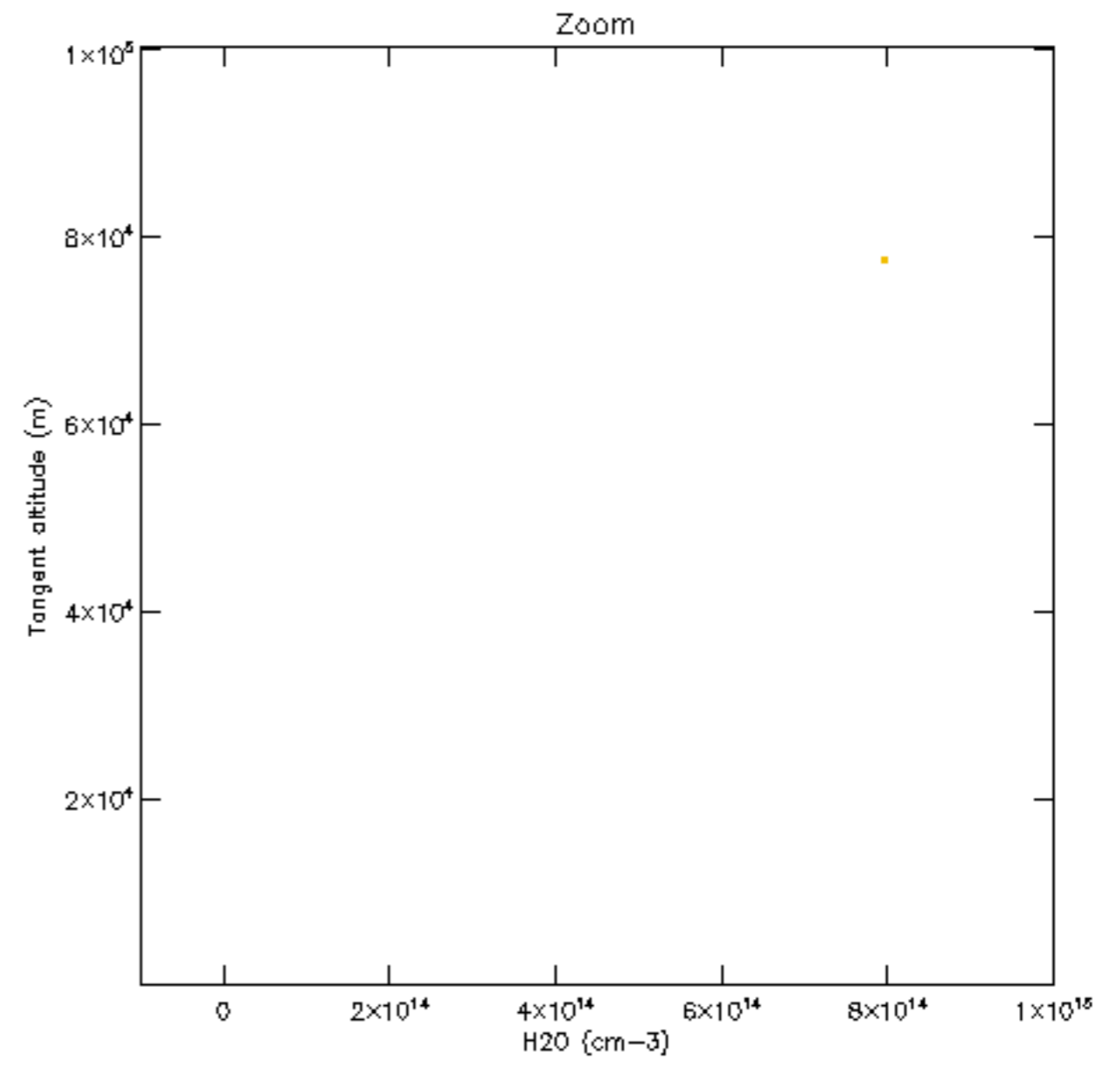
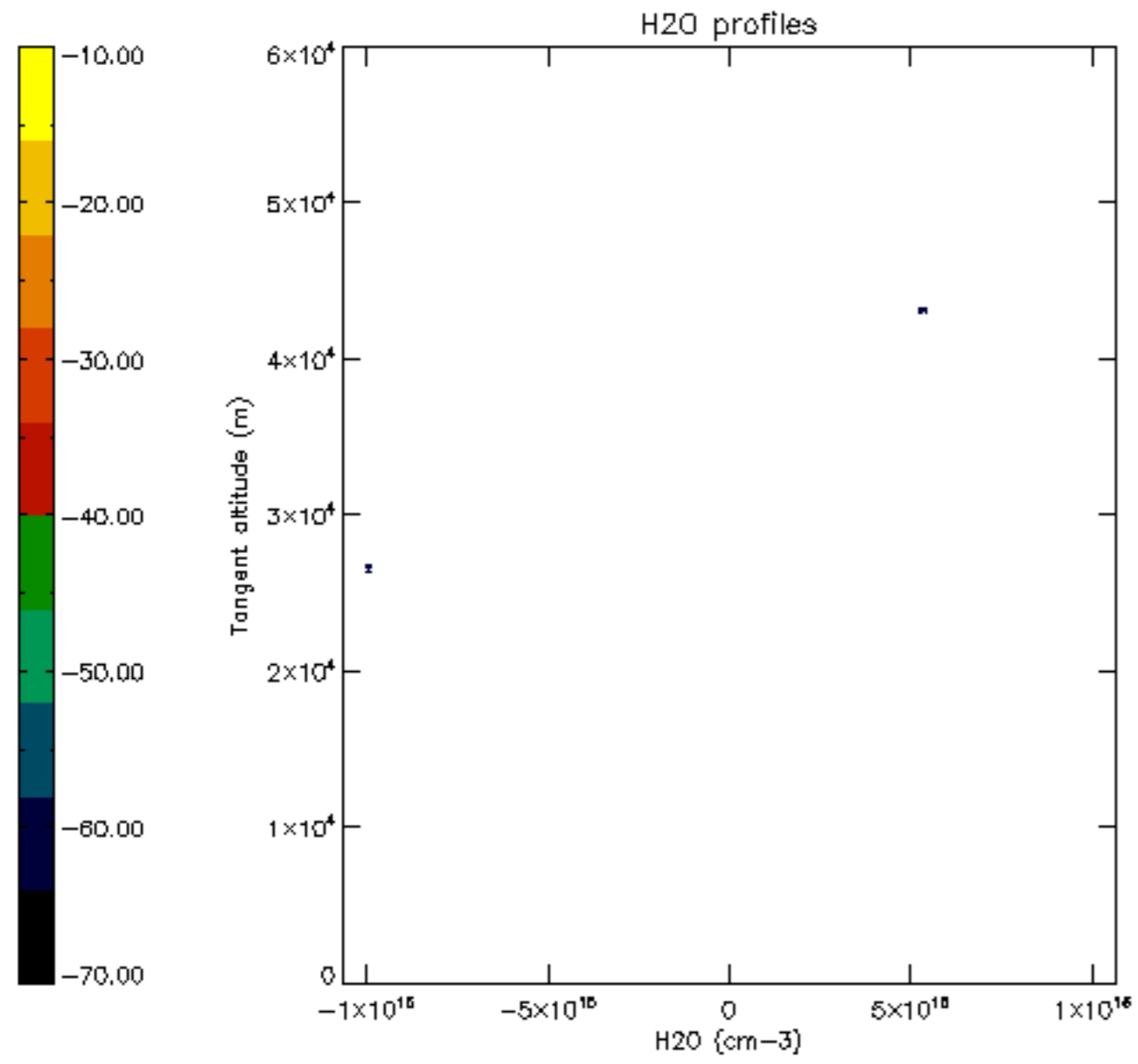


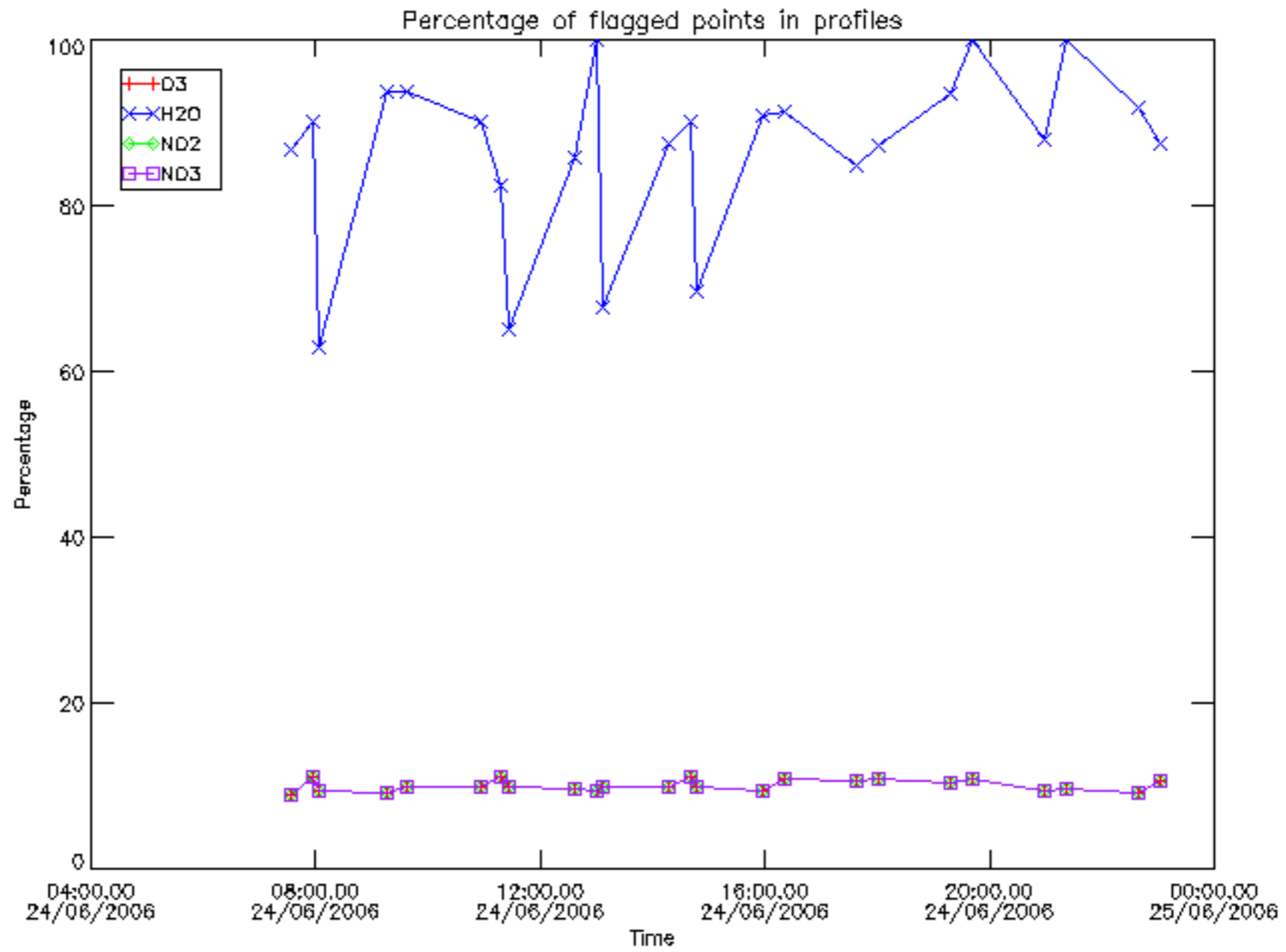




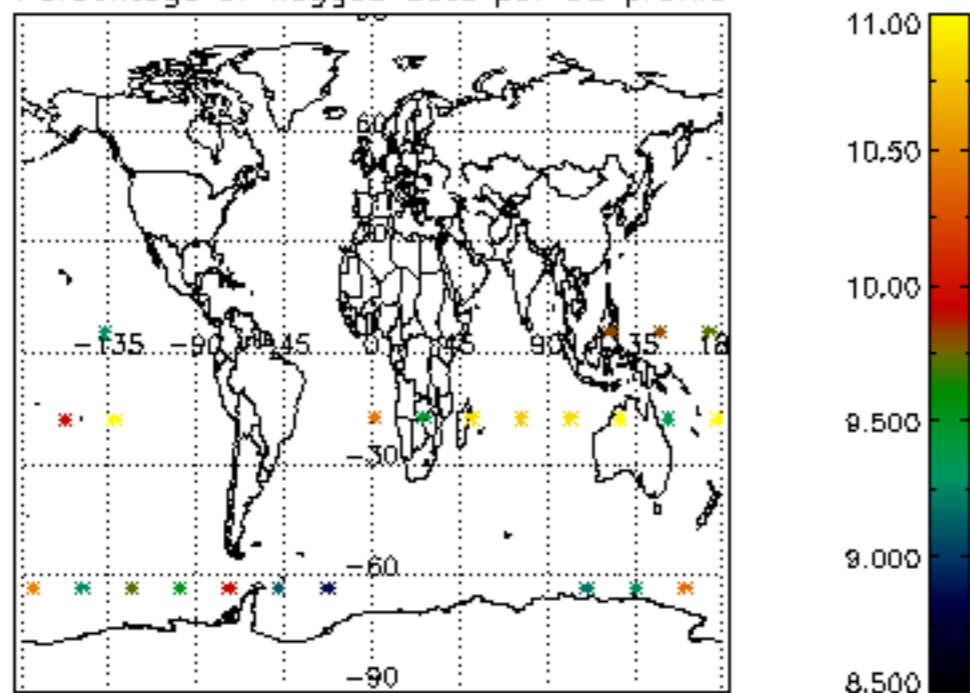




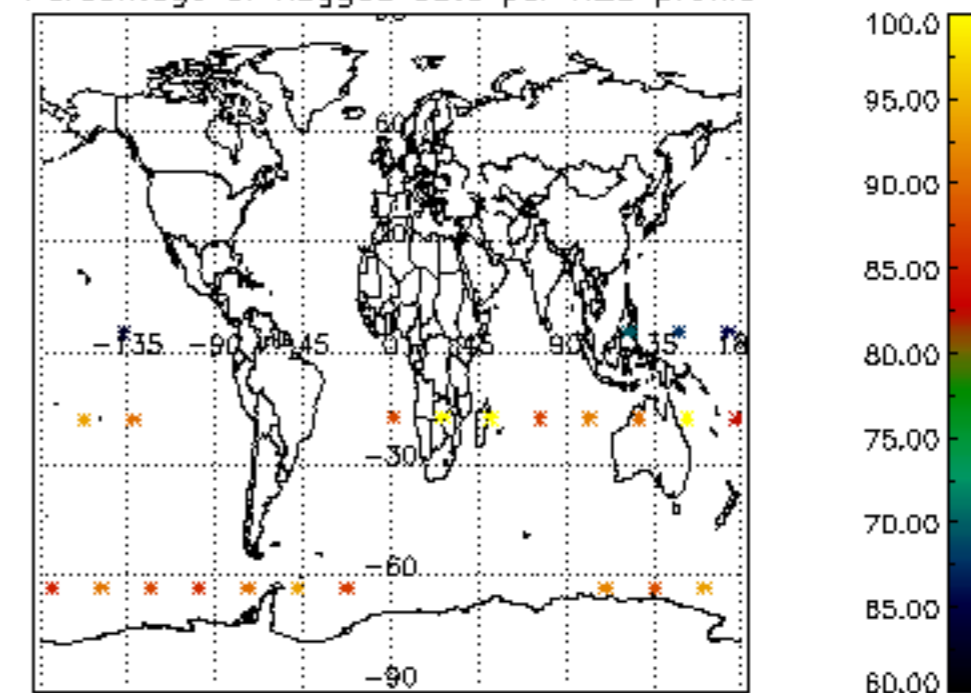




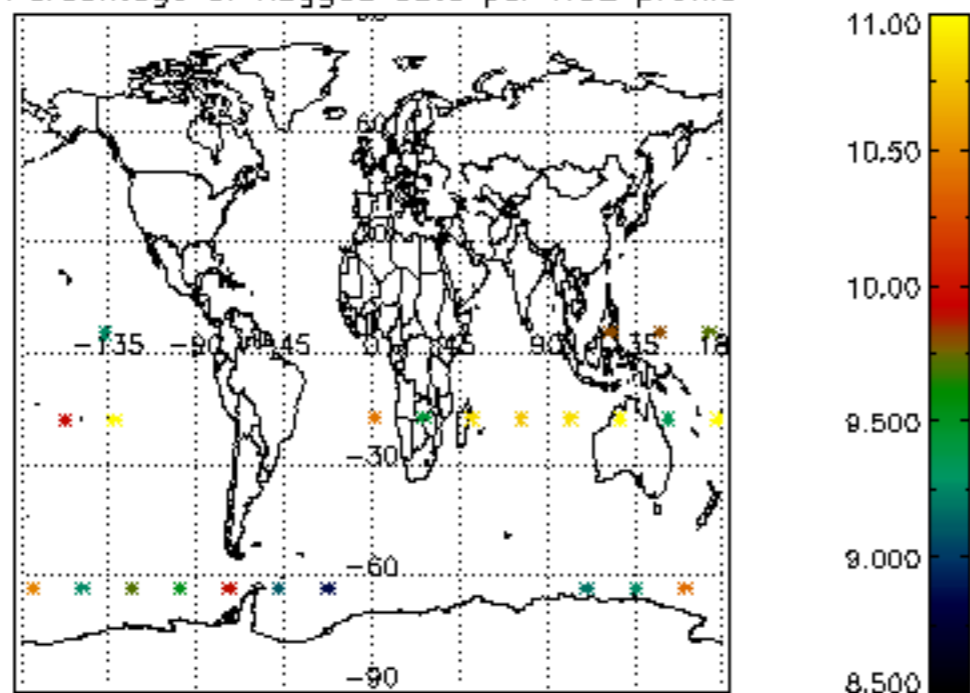
Percentage of flagged data per D3 profile



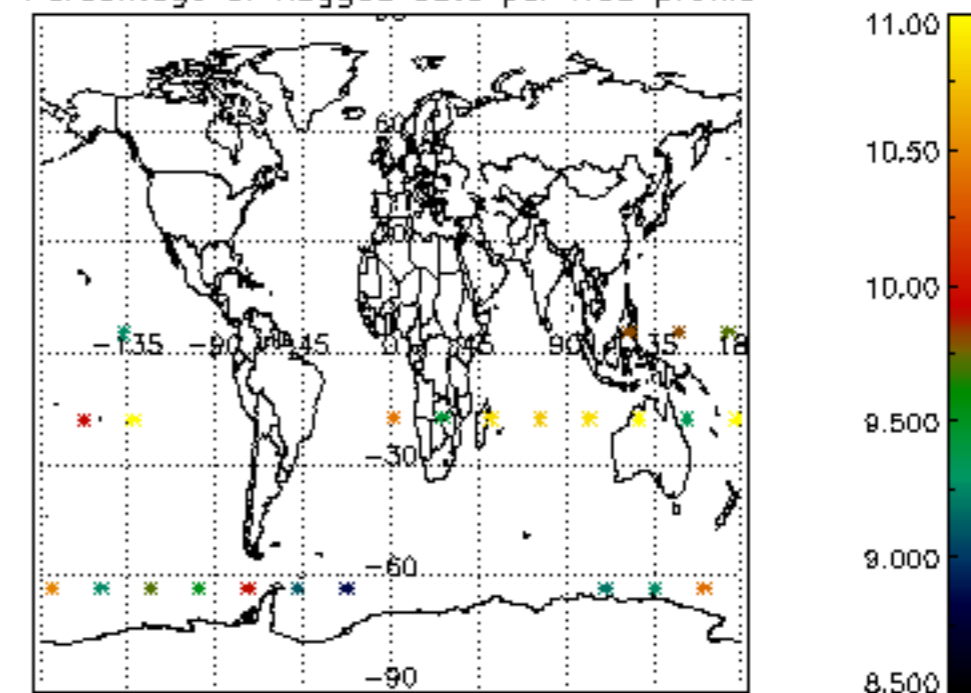
Percentage of flagged data per H2O profile

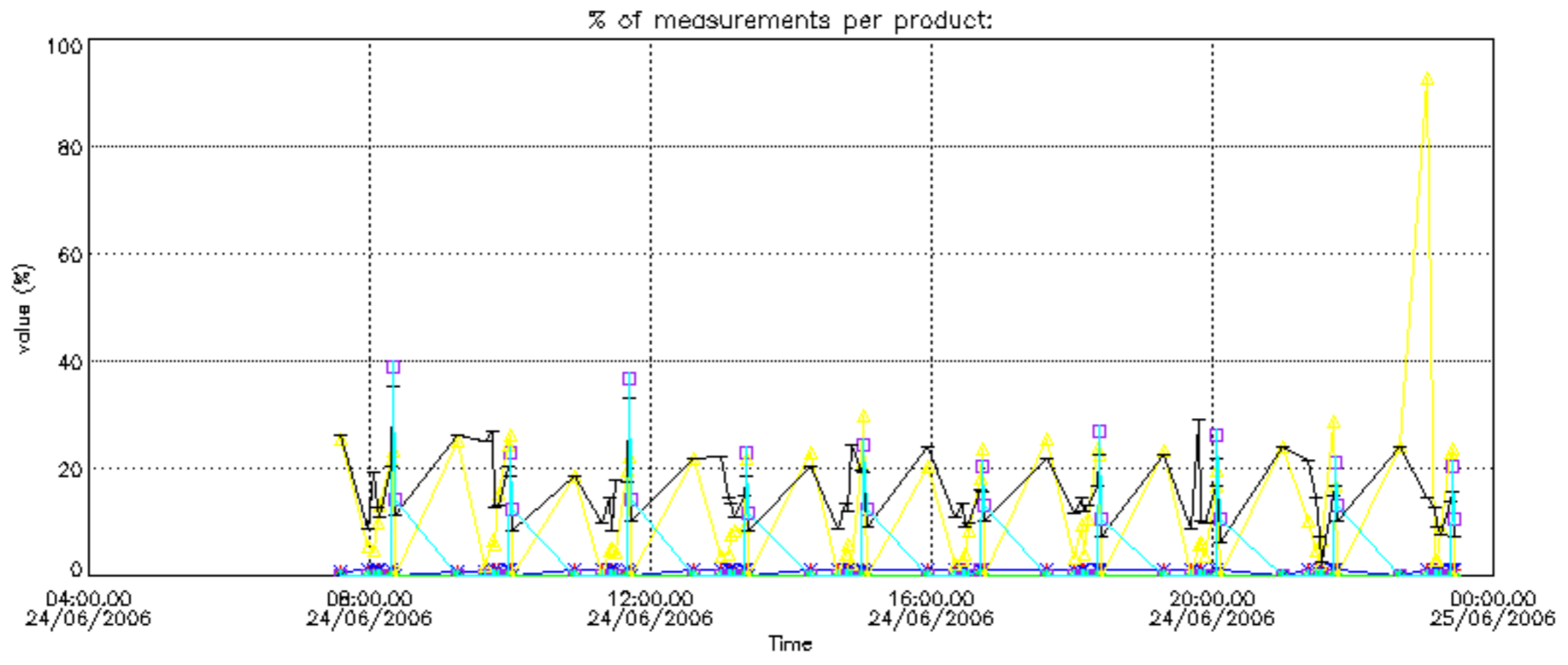


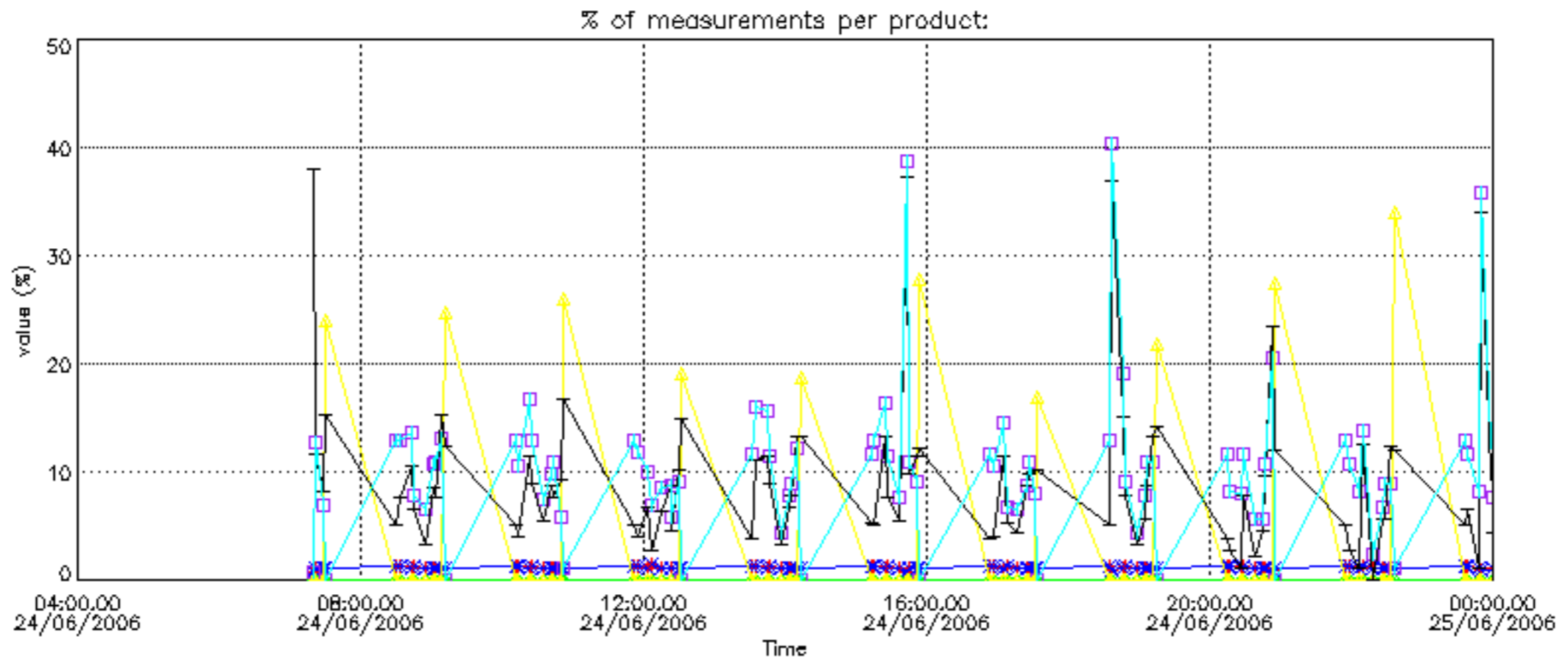
Percentage of flagged data per NO2 profile



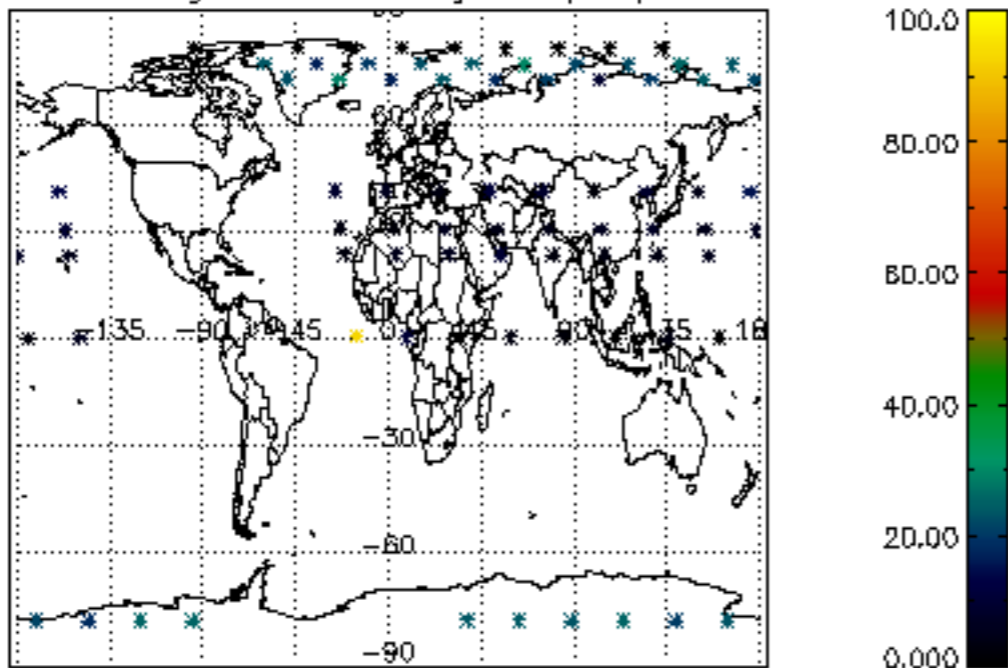
Percentage of flagged data per NO3 profile



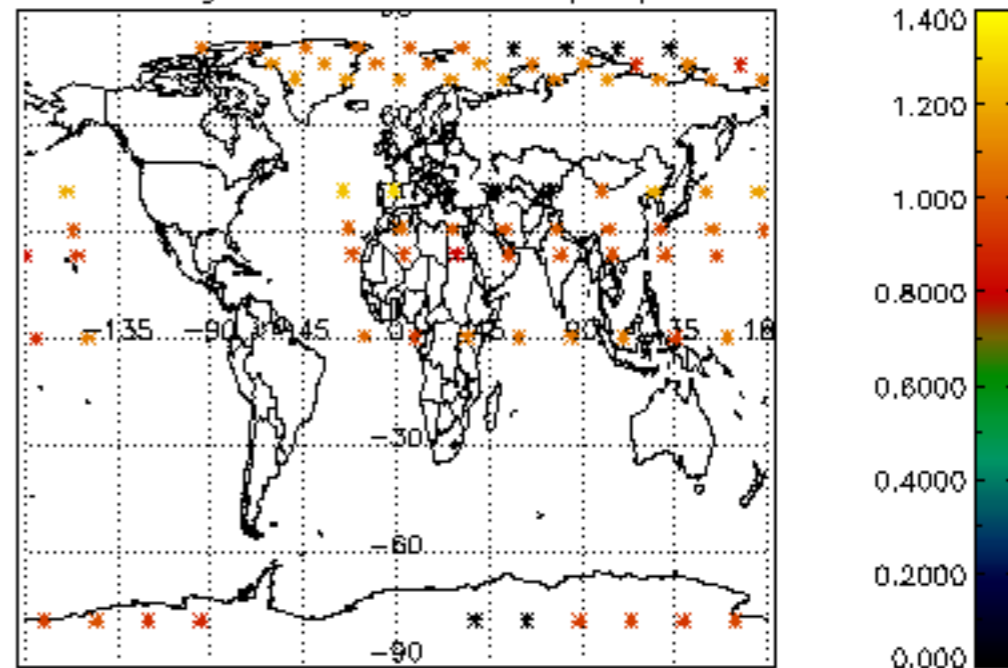




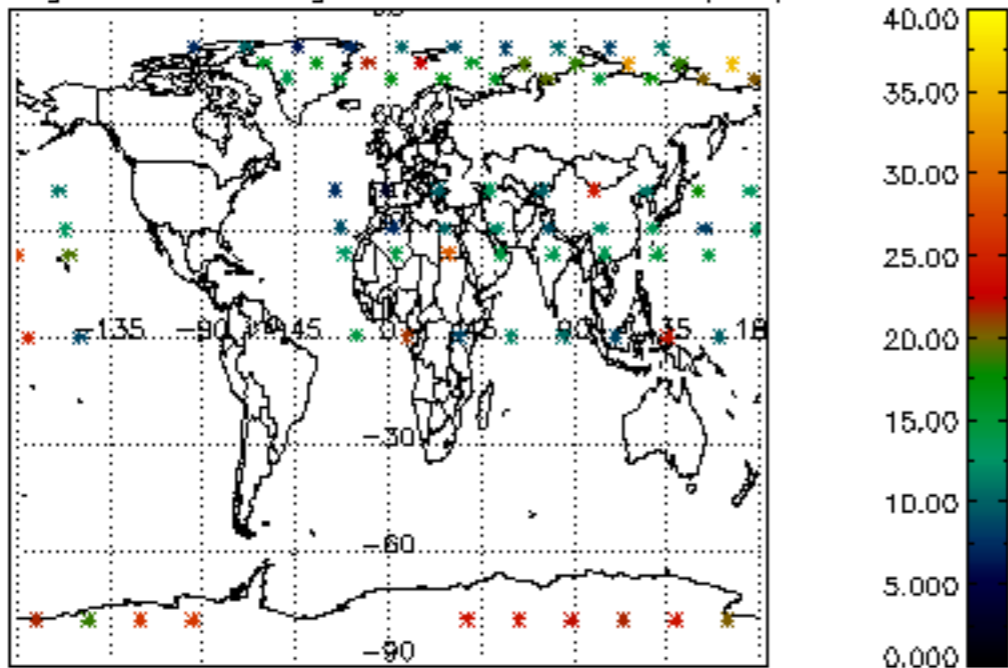
Percentage of cosmic ray hits per profile



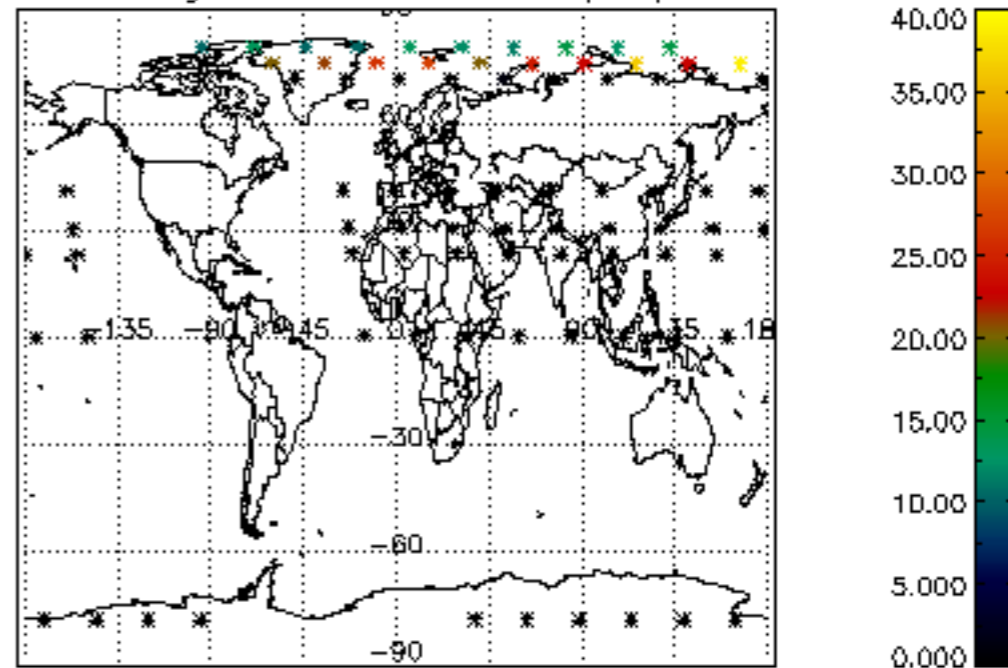
Percentage of datation errors per profile



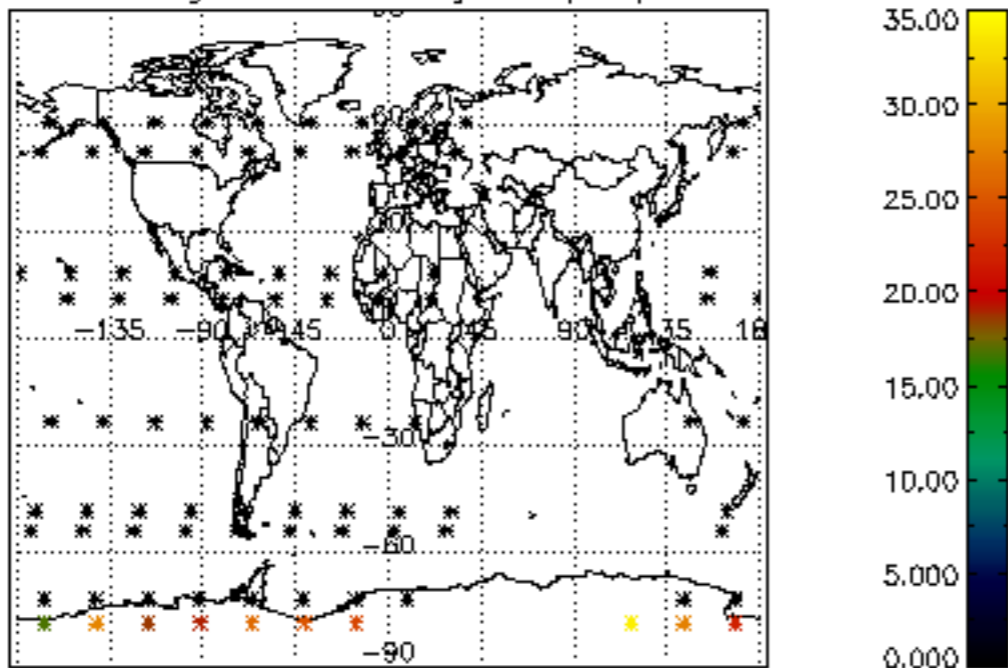
Percentage of star falling outside central band per profile



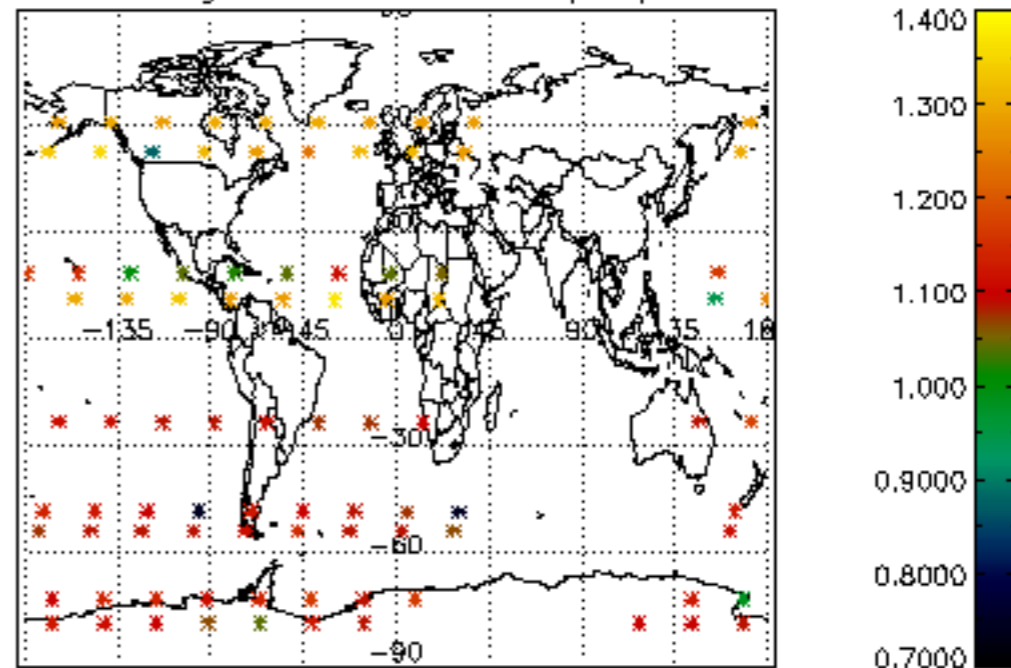
Percentage of saturation errors per profile



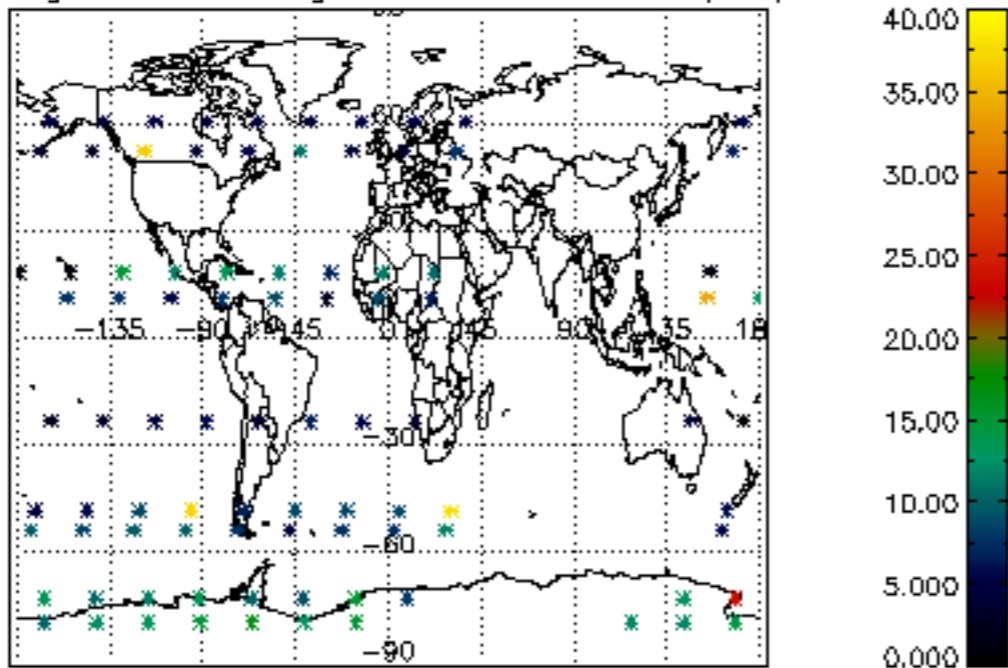
Percentage of cosmic ray hits per profile



Percentage of datation errors per profile



Percentage of star falling outside central band per profile



Percentage of saturation errors per profile

