

GOMOS Level 2 Daily Report

SUMMARY

[1. General Info](#)

[2. Summary of processed GOM_NL_2P products](#)

[3. Level 2 Quality information per product](#)

[3.1 Plot of level 2 quality information per product \(time dependant\)](#)

[3.2 Plot of level 2 quality information per product \(world map\)](#)

[4. Level 1 Quality information per product \(stored on level 2 products\)](#)

[4.1 Plot of level 1 quality information per product \(time dependant\)](#)

[4.1.1 Plot of level 1 quality information per product \(time dependant\): ASCENDING](#)

[4.1.2 Plot of level 1 quality information per product \(time dependant\): DESCENDING](#)

[4.2 Plot of level 1 quality information per product \(world map\)](#)

[4.2.1 Plot of level 1 quality information per product \(world map\): ASCENDING](#)

[4.2.2 Plot of level 1 quality information per product \(world map\): DESCENDING](#)

[5. Ozone profiles based on quality statistics and other trace gas profiles](#)

[5.1 Ozone statistics based on quality of products](#)

[5.2 Plot ozone profiles for all STD \(dark without errors\)](#)

[5.3 Plot ozone profiles where STD < 20% \(dark without errors\)](#)

[5.4. Plot ozone profiles where STD < 10% \(dark without errors\)](#)

[5.5. Plot ozone profiles where STD < 5% \(dark without errors\)](#)

[5.6 Plot NO2 profiles for all STD \(dark without errors\)](#)

[5.7 Plot NO3 profiles for all STD \(dark without errors\)](#)

[5.8 Plot H2O profiles \(only for occultations of stars 1,2,3,4,13,14,16,26,63 dark without errors\) for all STD](#)

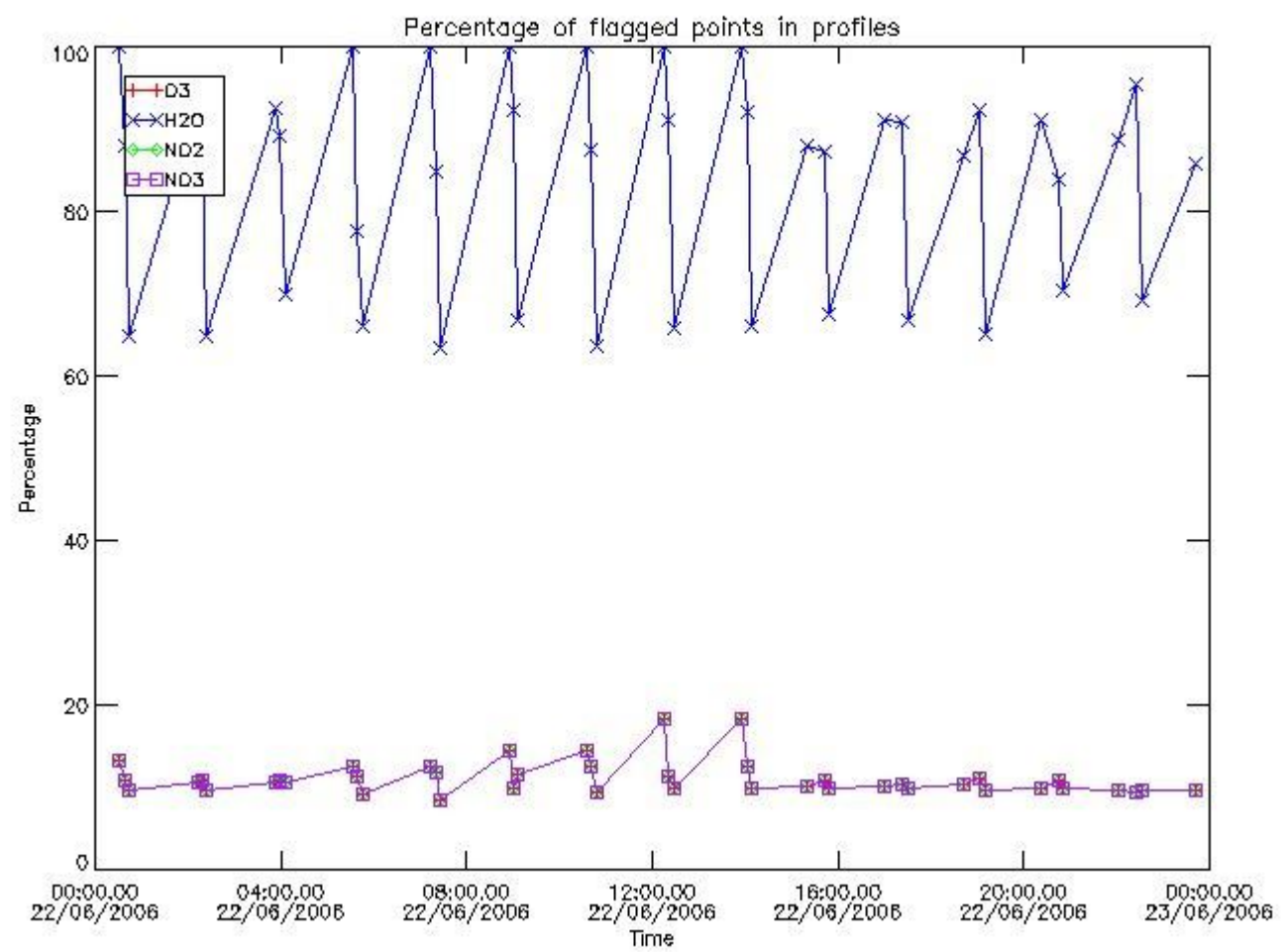
[6. Auxiliary Data Files used for the production reported in section 2](#)

220	GOM_NL__2PRFIN20060622_205307_000000542048_00444_22542_9357.N1	22-JUN-2006 20:53:07	Straylight	54.000	31	Alp Gru	1.7340	15200.	108	22542	No
221	GOM_NL__2PRFIN20060622_205618_000000432048_00444_22542_9358.N1	22-JUN-2006 20:56:18	Straylight	42.500	45	Alp Pav	1.9400	26000.	85	22542	No
222	GOM_NL__2PRFIN20060622_210535_000000452048_00444_22542_9359.N1	22-JUN-2006 21:05:35	Tw_i_and_stray	45.000	38	20Eps Sgr	1.8360	11000.	90	22542	No
223	GOM_NL__2PRFIN20060622_210700_000000452048_00444_22542_9360.N1	22-JUN-2006 21:07:00	Tw_i_and_stray	44.500	116	19Del Sgr	2.7000	4100.0	89	22542	No
224	GOM_NL__2PRFIN20060622_210911_000000502048_00444_22542_9361.N1	22-JUN-2006 21:09:11	Bright	50.000	155	41Pi Sgr	2.9000	6600.0	100	22542	No
225	GOM_NL__2PRFIN20060622_211805_000000402048_00444_22542_9362.N1	22-JUN-2006 21:18:05	Bright	39.500	126	60Bet Oph	2.7700	4250.0	79	22542	No
226	GOM_NL__2PRFIN20060622_212030_000000382048_00444_22542_9363.N1	22-JUN-2006 21:20:30	Bright	38.000	59	55Alp Oph	2.0800	8900.0	76	22542	No
227	GOM_NL__2PRFIN20060622_213018_000000512048_00444_22542_9364.N1	22-JUN-2006 21:30:18	Bright	50.500	5	3Alp Lyr	0.033000	11000.	101	22542	No
228	GOM_NL__2PRFIN20060622_213211_000000412048_00444_22542_9365.N1	22-JUN-2006 21:32:11	Bright	40.500	130	23Bet Dra	2.7990	5800.0	81	22542	No
229	GOM_NL__2PRFIN20060622_214200_000000472048_00444_22542_9366.N1	22-JUN-2006 21:42:00	Bright	46.500	89	5Alp Cep	2.4510	8000.0	93	22542	No
230	GOM_NL__2PRFIN20060622_214857_000000442048_00444_22542_9367.N1	22-JUN-2006 21:48:57	Bright	43.500	74	11Bet Cas	2.2680	6600.0	87	22542	No
231	GOM_NL__2PRFIN20060622_215028_000000652048_00444_22542_9368.N1	22-JUN-2006 21:50:28	Bright	65.000	68	18Alp Cas	2.2250	4500.0	130	22542	No
232	GOM_NL__2PRFIN20060622_215606_000000422048_00444_22542_9369.N1	22-JUN-2006 21:56:06	Bright	41.500	73	57Gam1And	2.2600	13100.	83	22542	No
233	GOM_NL__2PRFIN20060622_215830_000000442048_00444_22542_9370.N1	22-JUN-2006 21:58:30	Tw_i_and_stray	43.500	173	4Bet Tri	3.0040	8900.0	87	22542	No
234	GOM_NL__2PRFIN20060622_220220_000000532048_00444_22542_9371.N1	22-JUN-2006 22:02:20	Dark	53.000	50	13Alp Ari	2.0070	4250.0	106	22542	No
235	GOM_NL__2PRFIN20060622_222515_000000542048_00444_22542_9372.N1	22-JUN-2006 22:25:15	Dark	54.000	84	Alp Phe	2.3970	4500.0	108	22542	No
236	GOM_NL__2PRFIN20060622_223141_000000532048_00445_22543_9357.N1	22-JUN-2006 22:31:41	Dark	52.500	63	Bet Gru	2.1500	2800.0	105	22543	No
237	GOM_NL__2PRFIN20060622_223344_000000492048_00445_22543_9358.N1	22-JUN-2006 22:33:44	Straylight	48.500	31	Alp Gru	1.7340	15200.	97	22543	No
238	GOM_NL__2PRFIN20060622_223655_000000402048_00445_22543_9359.N1	22-JUN-2006 22:36:55	Straylight	40.000	45	Alp Pav	1.9400	26000.	80	22543	No
239	GOM_NL__2PRFIN20060622_224611_000000482048_00445_22543_9360.N1	22-JUN-2006 22:46:11	Tw_i_and_stray	47.500	38	20Eps Sgr	1.8360	11000.	95	22543	No
240	GOM_NL__2PRFIN20060622_224736_000000552048_00445_22543_9361.N1	22-JUN-2006 22:47:36	Bright	54.500	116	19Del Sgr	2.7000	4100.0	109	22543	No
241	GOM_NL__2PRFIN20060622_224947_000000482048_00445_22543_9362.N1	22-JUN-2006 22:49:47	Bright	48.000	155	41Pi Sgr	2.9000	6600.0	96	22543	No
242	GOM_NL__2PRFIN20060622_225841_000000402048_00445_22543_9363.N1	22-JUN-2006 22:58:41	Bright	39.500	126	60Bet Oph	2.7700	4250.0	79	22543	No
243	GOM_NL__2PRFIN20060622_230106_000000392048_00445_22543_9364.N1	22-JUN-2006 23:01:06	Bright	39.000	59	55Alp Oph	2.0800	8900.0	78	22543	No
244	GOM_NL__2PRFIN20060622_231053_000000422048_00445_22543_9365.N1	22-JUN-2006 23:10:53	Bright	42.000	5	3Alp Lyr	0.033000	11000.	84	22543	No
245	GOM_NL__2PRFIN20060622_231246_000000372048_00445_22543_9366.N1	22-JUN-2006 23:12:46	Bright	37.000	130	23Bet Dra	2.7990	5800.0	74	22543	No
246	GOM_NL__2PRFIN20060622_232236_000000472048_00445_22543_9367.N1	22-JUN-2006 23:22:36	Bright	46.500	89	5Alp Cep	2.4510	8000.0	93	22543	No
247	GOM_NL__2PRFIN20060622_232933_000000452048_00445_22543_9368.N1	22-JUN-2006 23:29:33	Bright	45.000	74	11Bet Cas	2.2680	6600.0	90	22543	No
248	GOM_NL__2PRFIN20060622_233104_000000452048_00445_22543_9369.N1	22-JUN-2006 23:31:04	Bright	45.000	68	18Alp Cas	2.2250	4500.0	90	22543	No
249	GOM_NL__2PRFIN20060622_233642_000000452048_00445_22543_9370.N1	22-JUN-2006 23:36:42	Bright	44.500	73	57Gam1And	2.2600	13100.	89	22543	No
250	GOM_NL__2PRFIN20060622_233907_000000452048_00445_22543_9371.N1	22-JUN-2006 23:39:07	Tw_i_and_stray	44.500	173	4Bet Tri	3.0040	8900.0	89	22543	No
251	GOM_NL__2PRFIN20060622_234256_000000542048_00445_22543_9372.N1	22-JUN-2006 23:42:56	Dark	53.500	50	13Alp Ari	2.0070	4250.0	107	22543	No

3. Quality information per product

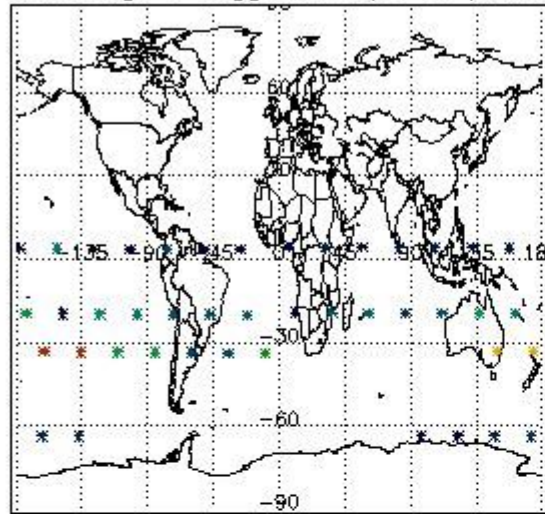
In this section it is plotted some information contained in the Quality Summary data set of the level 2 products. Only products in dark limb conditions and without errors (error flag in the MPH set to "0") are used.

3.1 Plot quality information per product (time dependant)

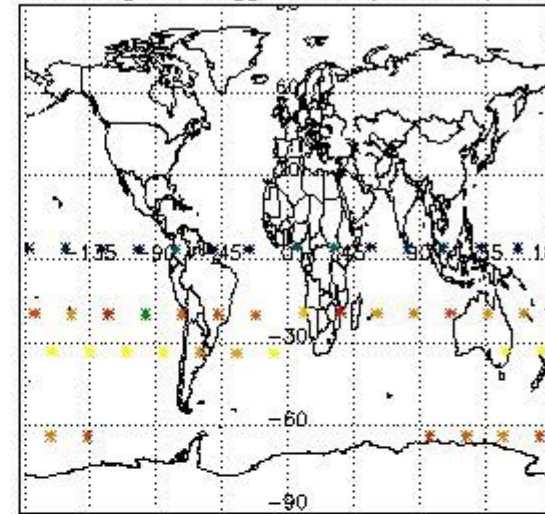


3.2 Plot quality information per product (world map)

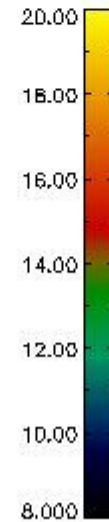
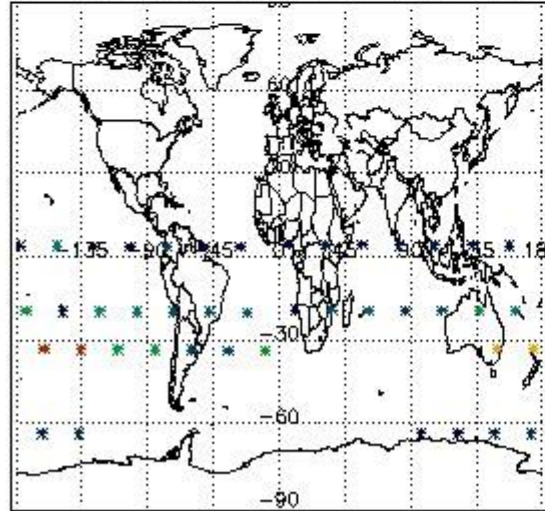
Percentage of flagged data per O3 profile



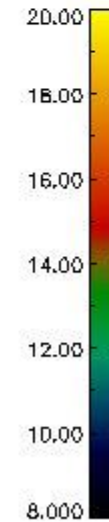
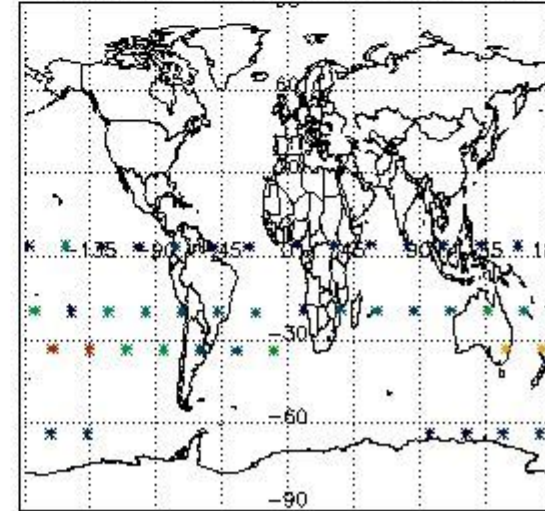
Percentage of flagged data per H2O profile



Percentage of flagged data per NO2 profile



Percentage of flagged data per NO3 profile

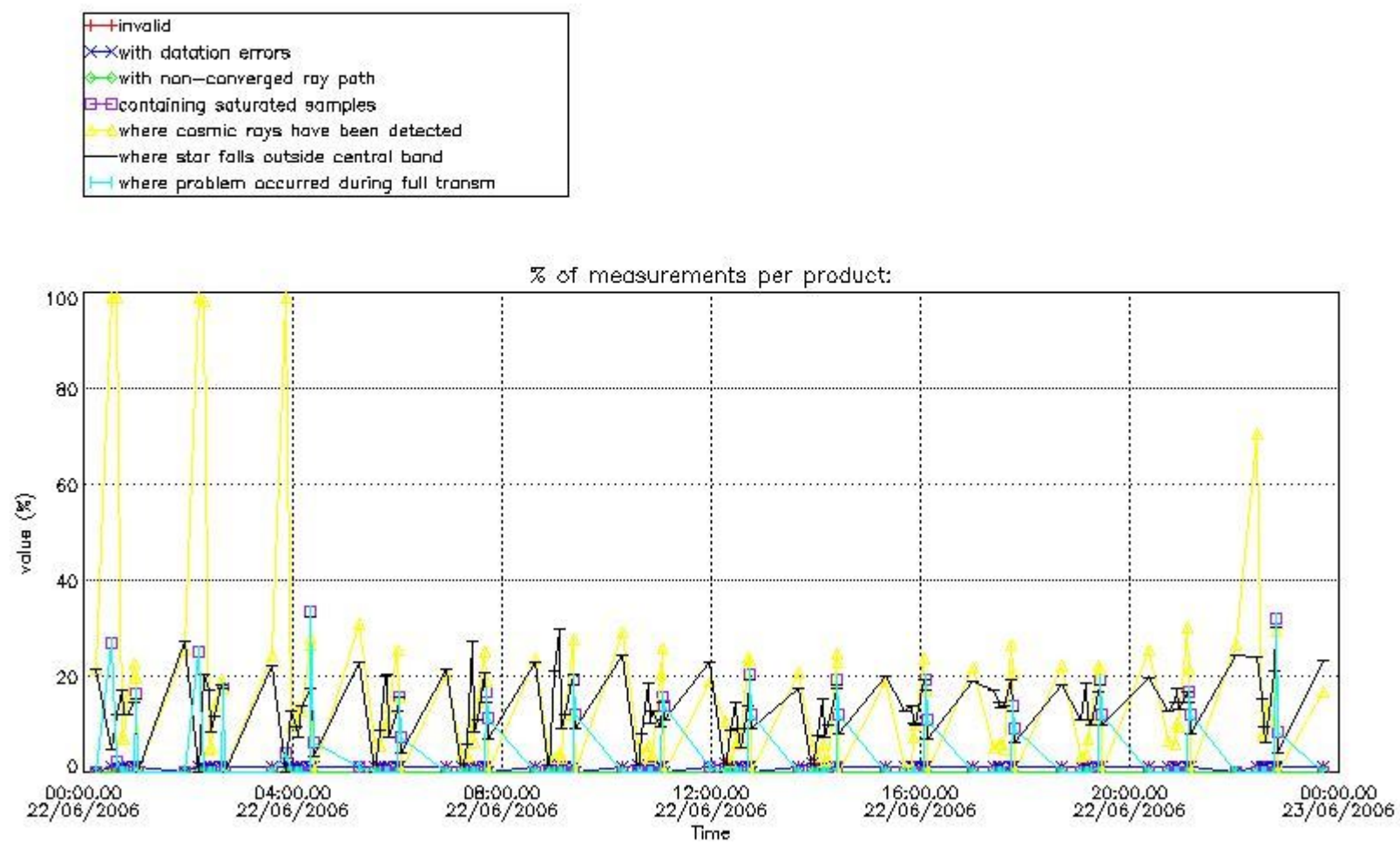


4. Level 1 quality information per product

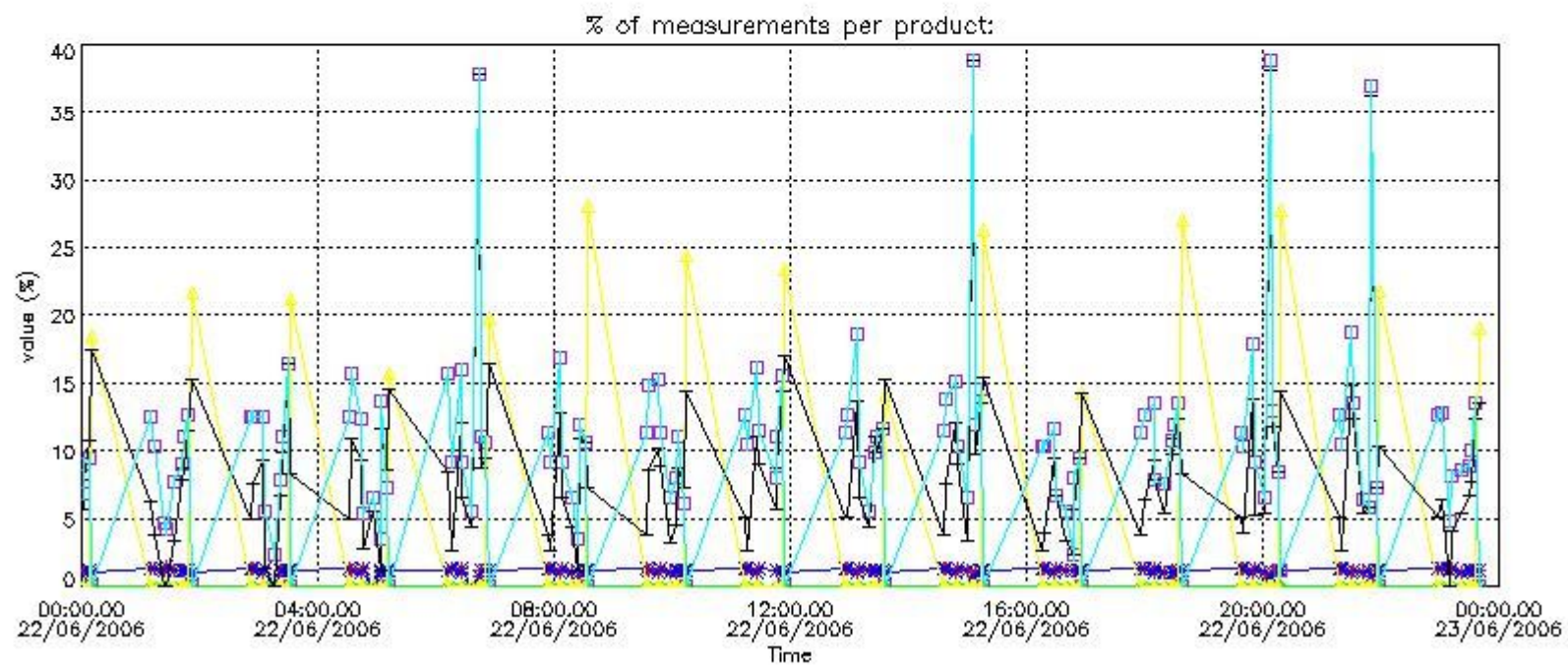
In this section it is plotted some information contained in the Quality Summary data set of the level 2 products that comes from the level 1b processing. Products without errors (error flag in the MPH set to "0") are used.

4.1 Plot quality information per product (time dependant) coming from level 1b processing

4.1.1 Plot level 1 quality information per product (time dependant): ENVISAT ASCENDING passes

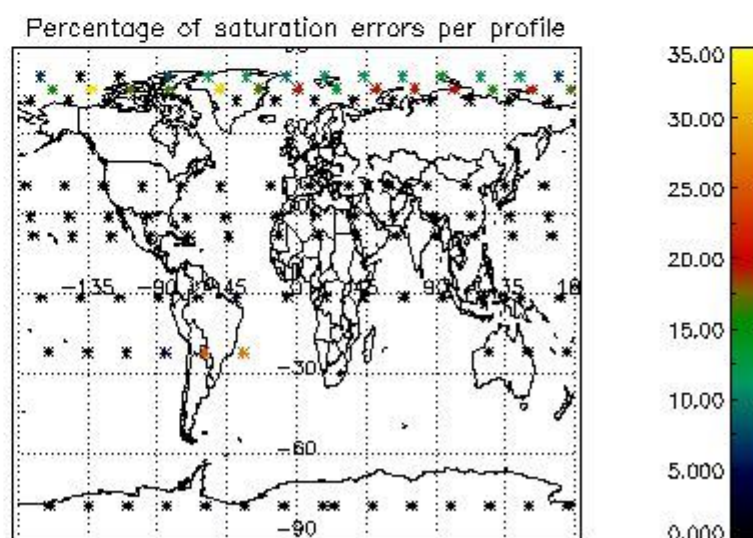
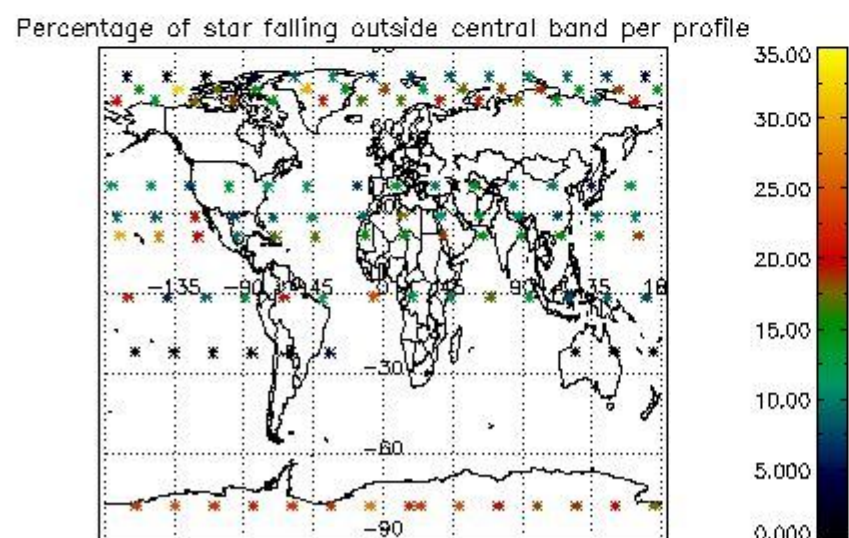
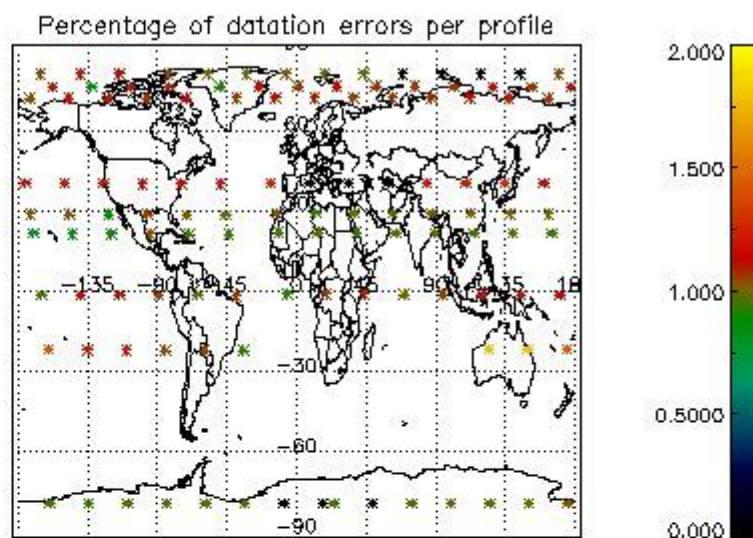
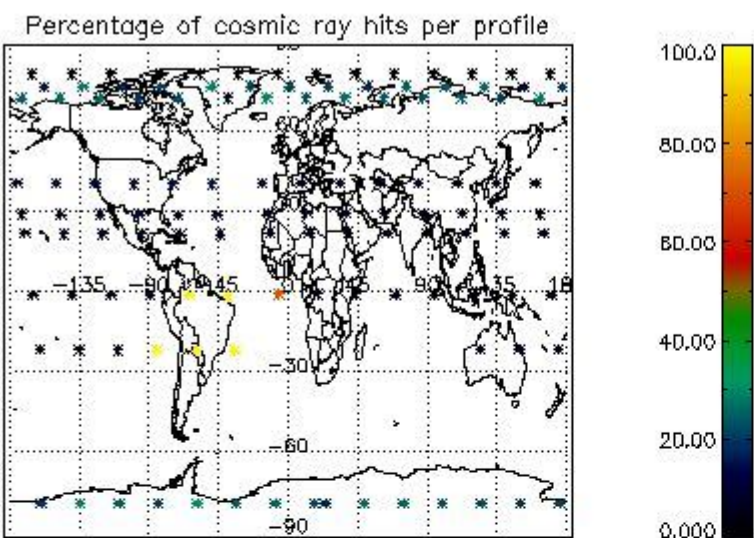


4.1.2 Plot level 1 quality information per product (time dependant): ENVI SAT DESCENDING passes

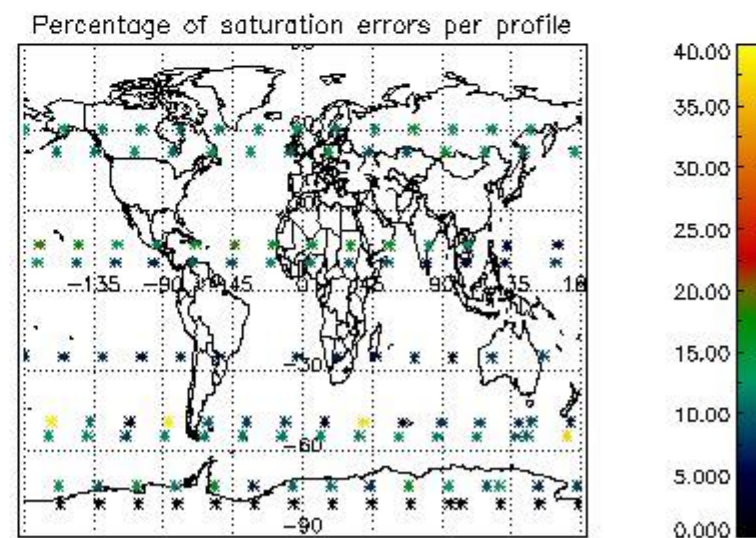
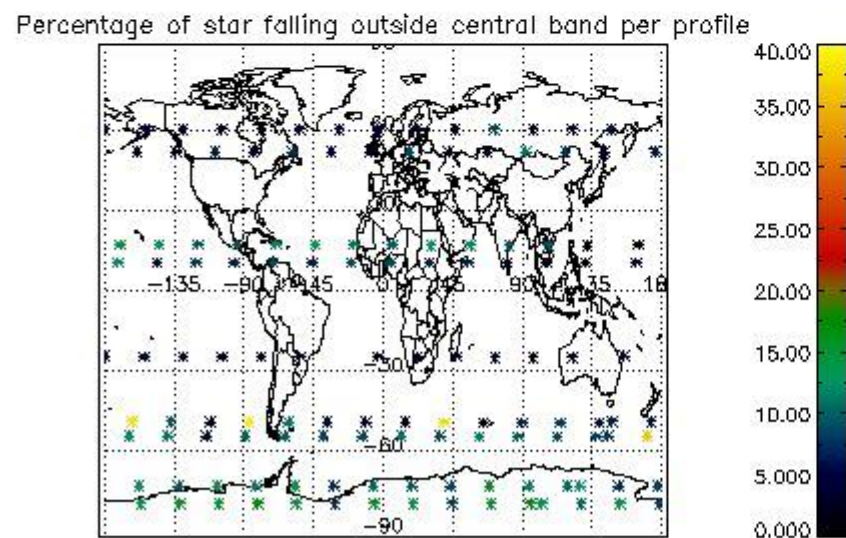
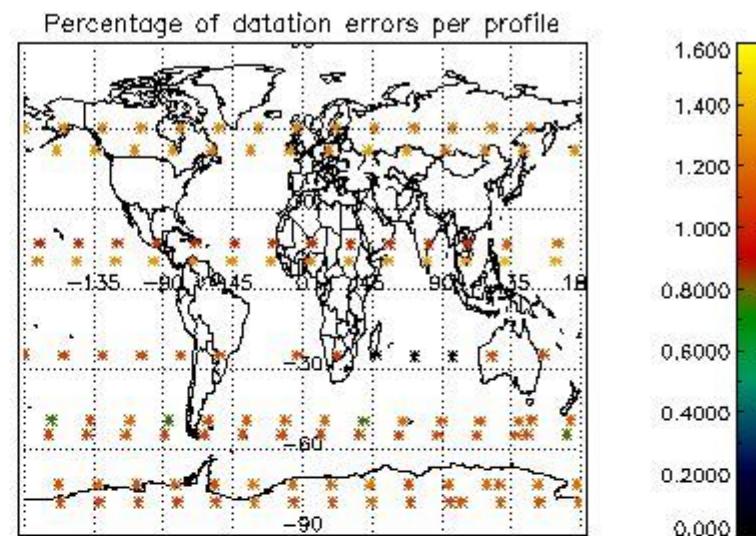
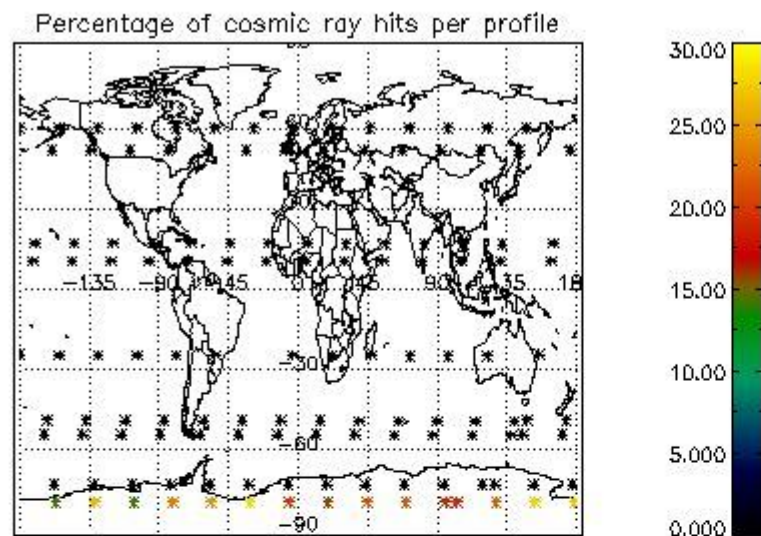


4.2 Plot quality information per product coming from level 1b processing (world map)

4.2.1 Plot level 1 quality information per product (world map): ENVISAT ASCENDING passes



4.2.2 Plot level 1 quality information per product (world map): ENVISAT DESCENDING passes



5. Trace gas profiles

5.1 Ozone statistics based on quality of products

The final quality of the products can be "measured" using the STD (Standard Deviation) attached to every point profile. This information is written to the parameter GOM_NL__2P/NL_LOCAL_SPECIES_DENSITY/o3_std of the level 2 products. The table below shows the statistics for given STD ranges.

The statistics are given with respect to the overall valid production:

- Products without fatal errors: GOM_NL__2P/MPH/PRODUCT_ERR=0
- Valid point profile: GOM_NL__2P/NL_LOCAL_SPECIES_DENSITY/pcd(0)=0

The 'Criteria' is applied to valid points of dark limb products:

- Products in dark limb illumination condition: GOM_NL__2P/NL_SUMMARY_QUALITY/obs_ill_cond=0
- Products without fatal errors: GOM_NL__2P/MPH/PRODUCT_ERR=0
- Valid point profile: GOM_NL__2P/NL_LOCAL_SPECIES_DENSITY/pcd(0)=0

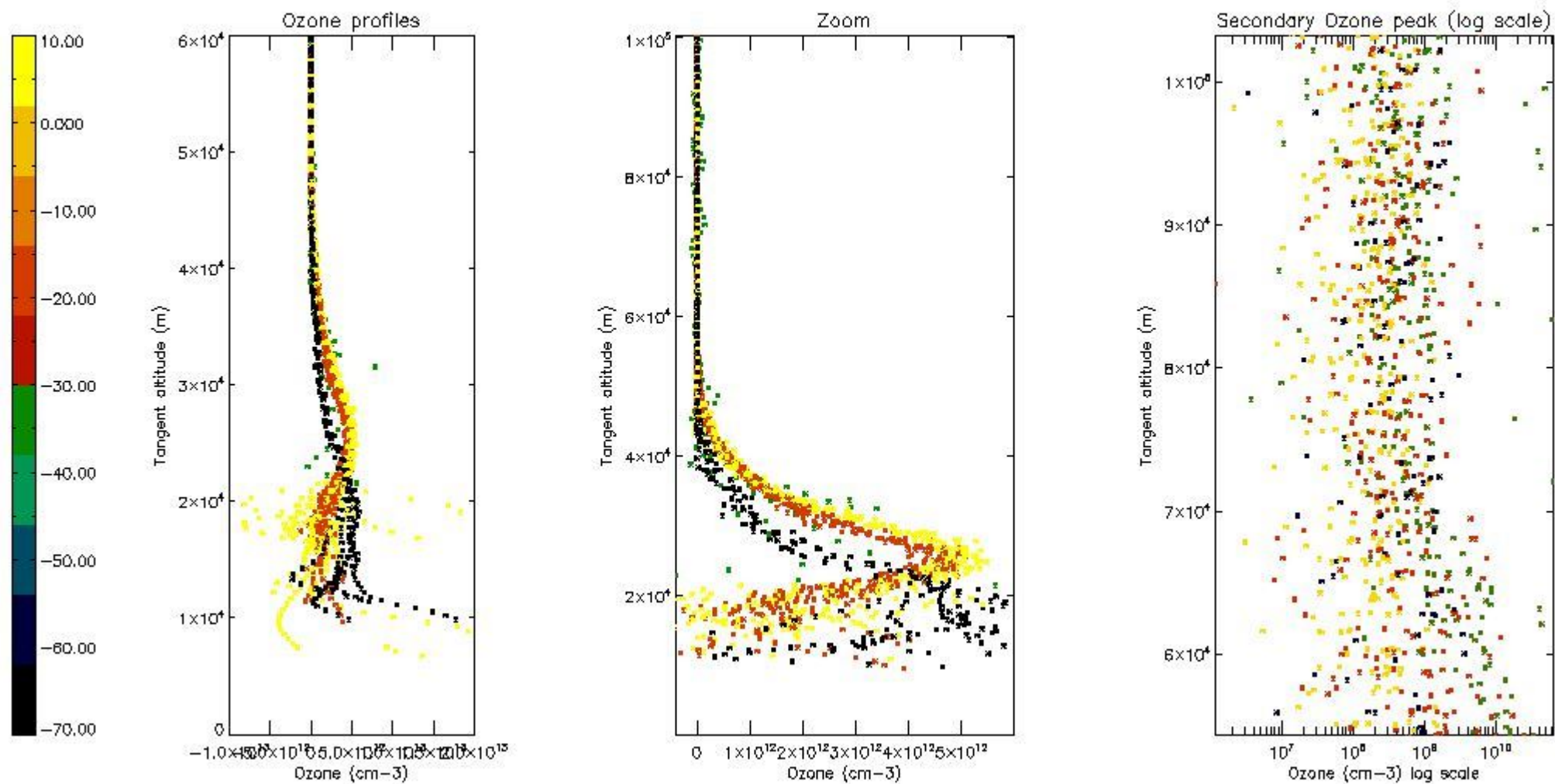
So, the table below shows the percentage of dark limb and valid observations for each criteria with respect to the overall valid daily observations.

Criteria	% of total production
All STD	19
STD < 20	4

STD < 10	2
STD < 5	0

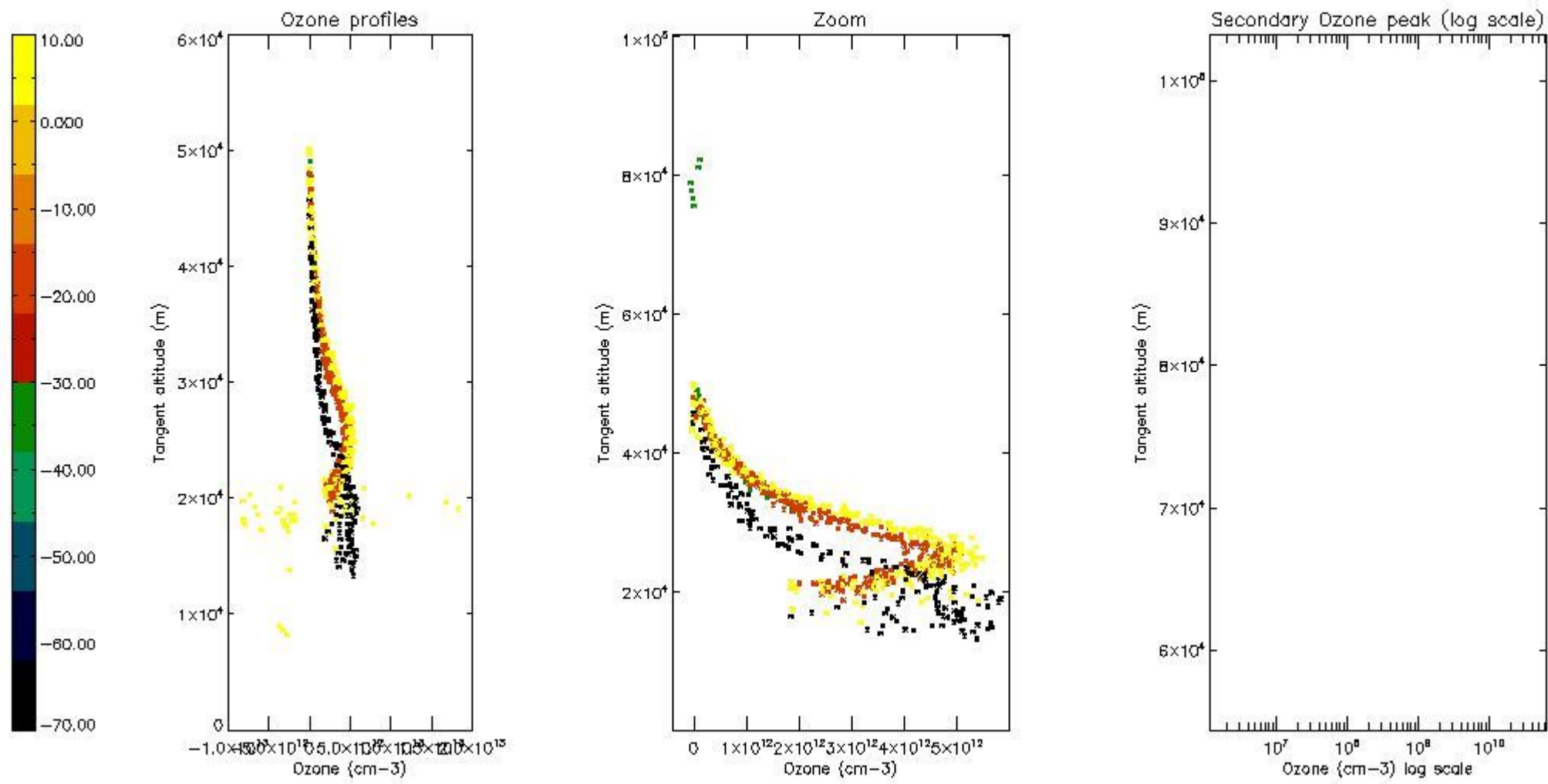
5.2 Plot ozone profiles for all STD (dark without errors)

The colorbar represents the latitude.



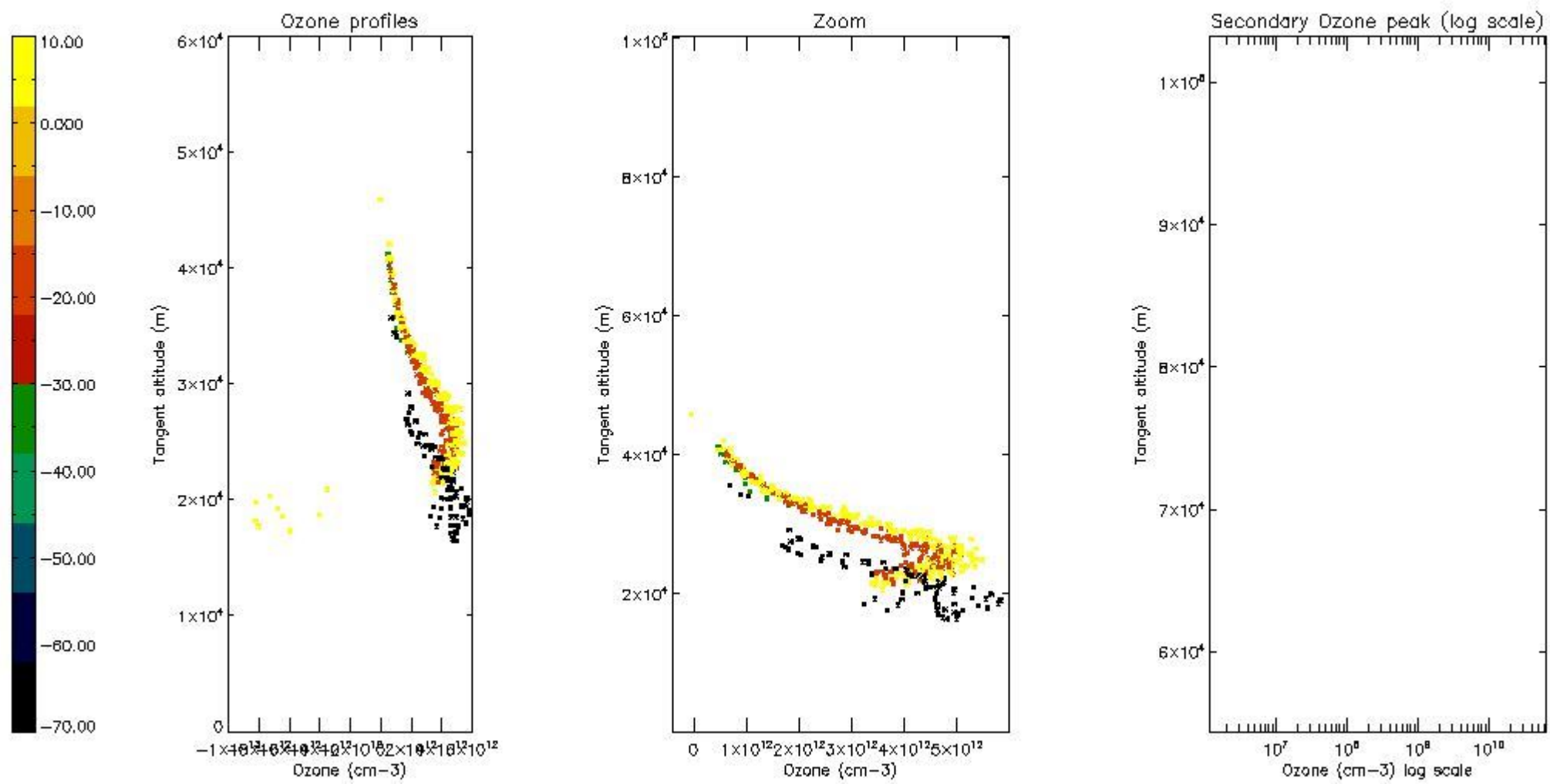
5.3 Plot ozone profiles where STD < 20% (dark without errors)

The colorbar represents the latitude.



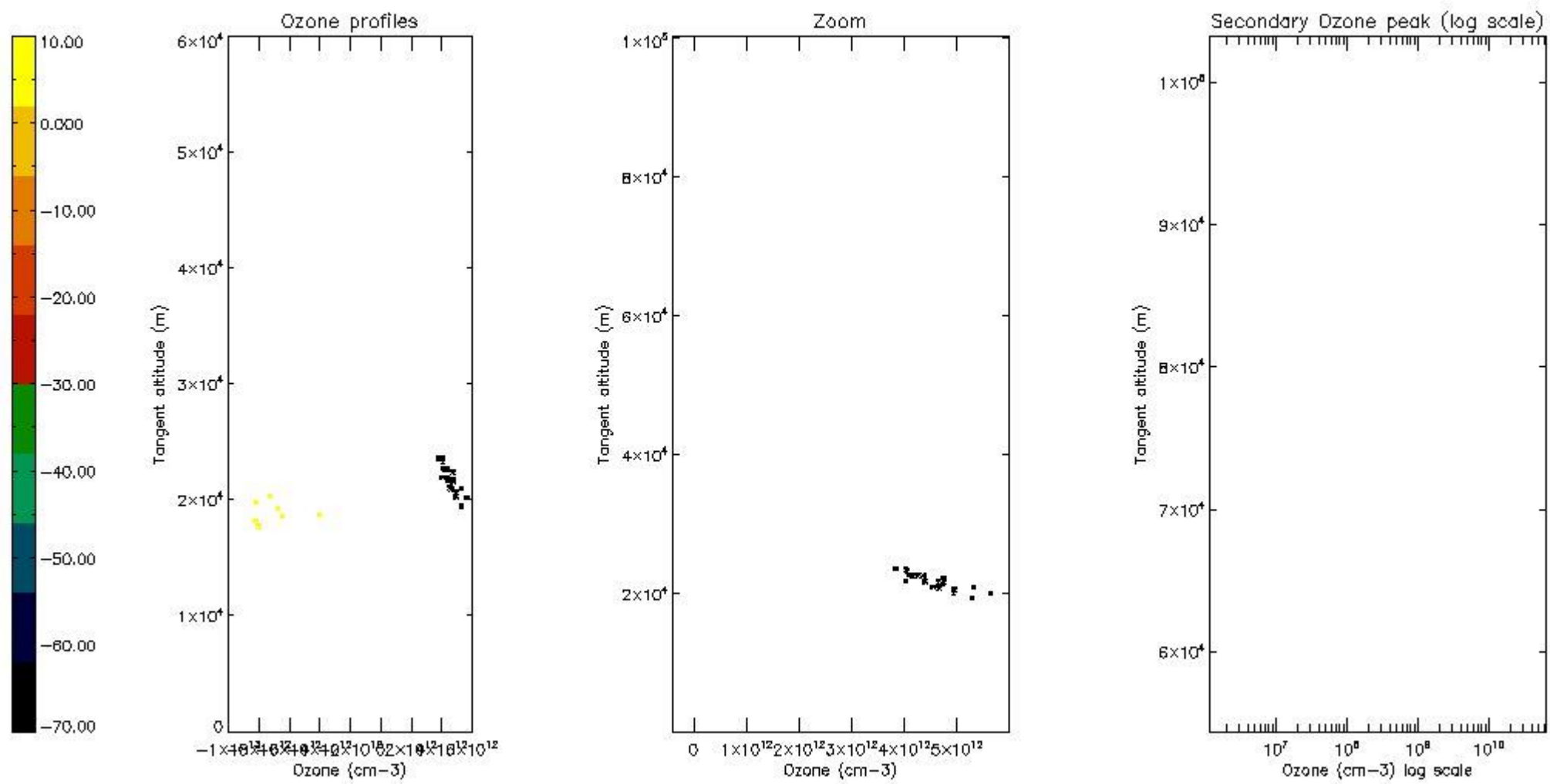
5.4 Plot ozone profiles where $STD < 10\%$ (dark without errors)

The colorbar represents the latitude.



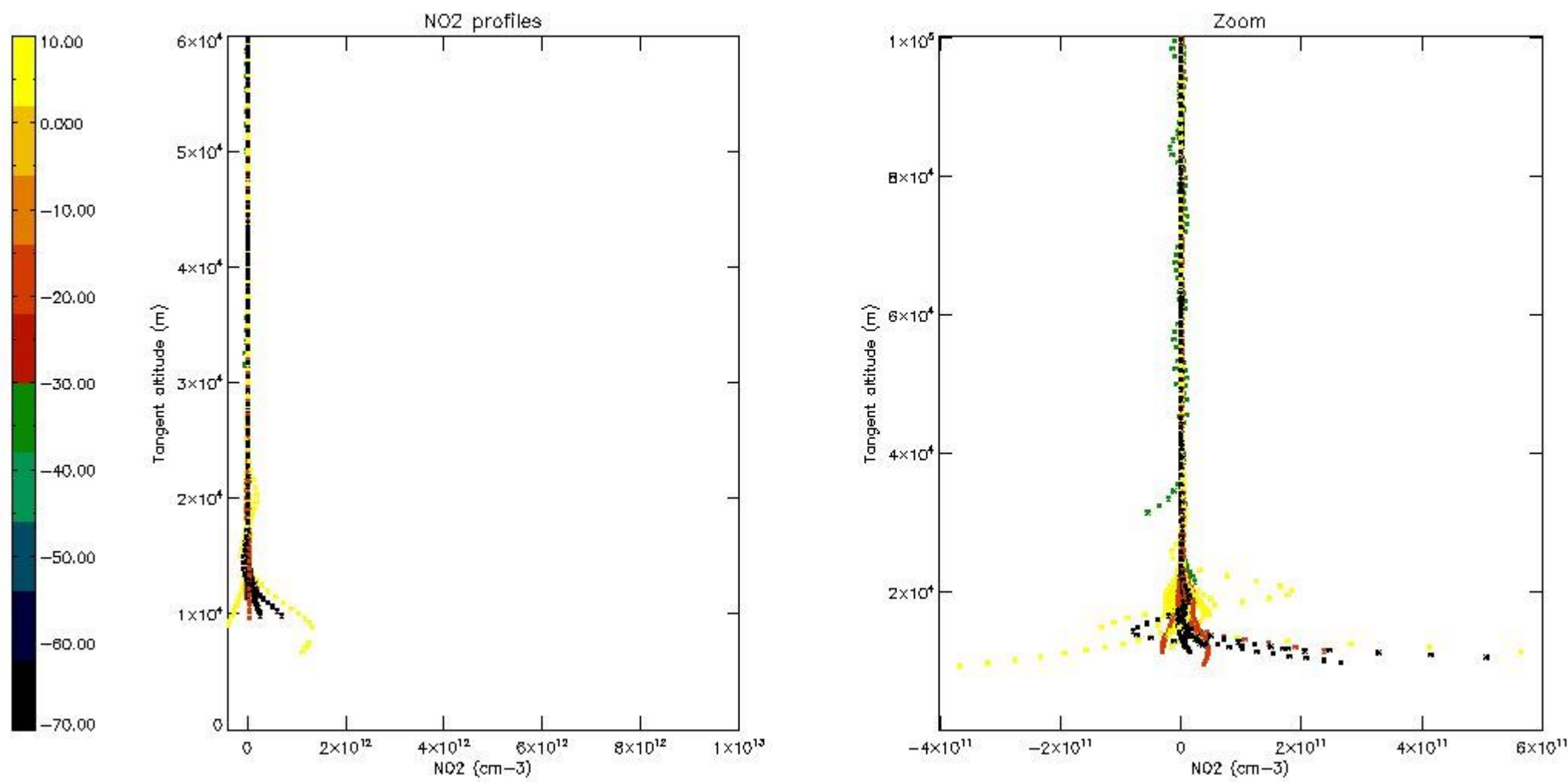
5.5 Plot ozone profiles where STD < 5% (dark without errors)

The colorbar represents the latitude.



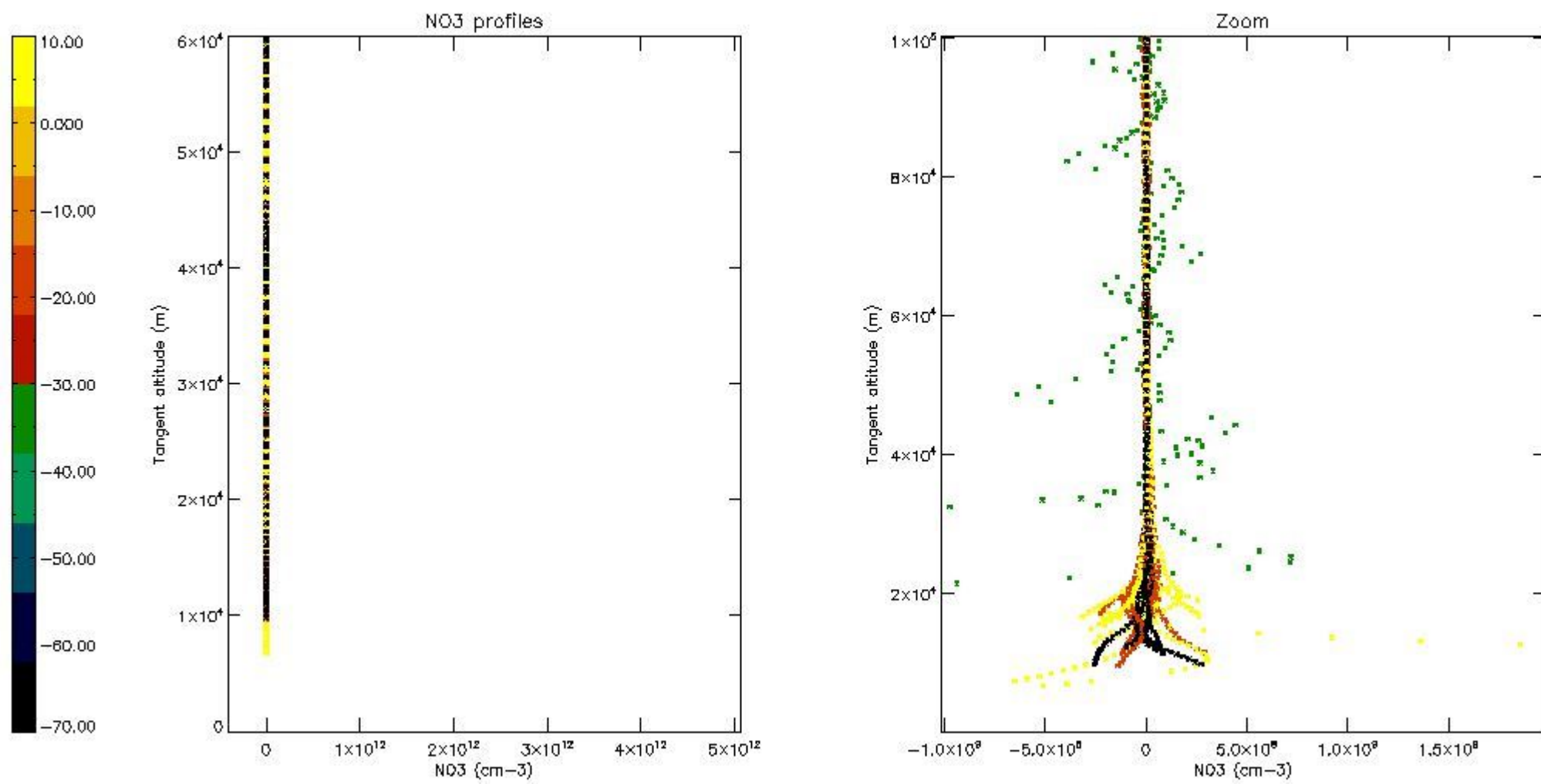
5.6 Plot NO₂ profiles for all STD (dark without errors)

The colorbar represents the latitude.



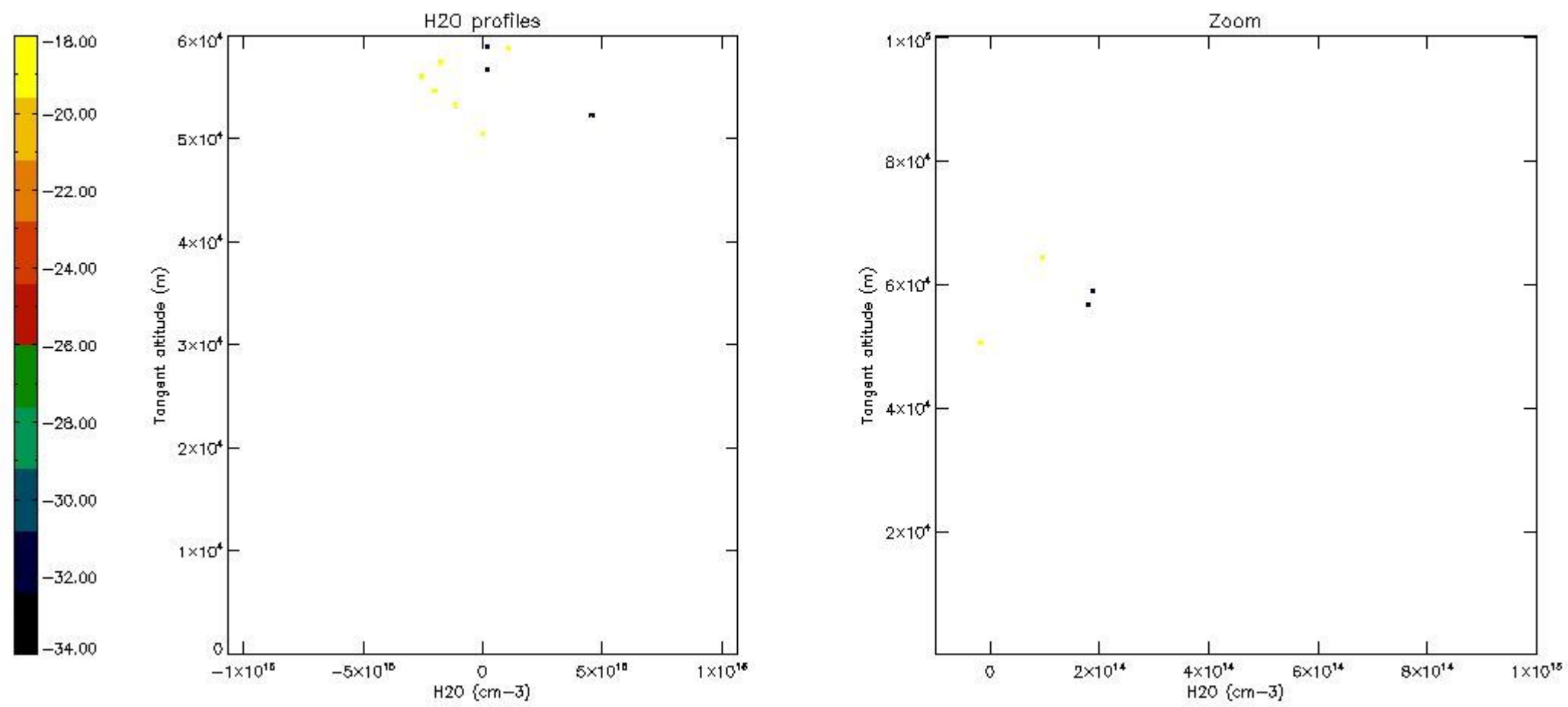
5.7 Plot NO3 profiles for all STD (dark without errors)

The colorbar represents the latitude.



5.8 Plot H₂O profiles for all STD (only for occultations of stars 1,2,3,4,13,14,16,26,63 dark without errors)

The colorbar represents the latitude.



6. Auxiliary Data Files used for the production reported in section 2

The number reported in the third column indicates since which file (see list in section 2) the corresponding auxiliary file has been used. The fourth column is the date of those product files.

Type	Auxiliary Filename	Used since product	Used since product date
INST_PHYS_CHARACTERISTICS	GOM_INS_AXVIEC20091111_143220_20030716_120000_20500101_000000	1	22-JUN-2006 00:01:15
LEVEL-2_PROC_CONFIG	GOM_PR2_AXVIEC20091111_152718_20020301_000000_20500101_000000	1	22-JUN-2006 00:01:15
CROSS_SECTIONS_FILE	GOM_CRS_AXVIEC20091111_154832_20020301_000000_20500101_000000	1	22-JUN-2006 00:01:15

GOMOS Level 2 Daily Report

SUMMARY

[1. General Info](#)

[2. Summary of processed GOM_NL_2P products](#)

[3. Level 2 Quality information per product](#)

[3.1 Plot of level 2 quality information per product \(time dependant\)](#)

[3.2 Plot of level 2 quality information per product \(world map\)](#)

[4. Level 1 Quality information per product \(stored on level 2 products\)](#)

[4.1 Plot of level 1 quality information per product \(time dependant\)](#)

[4.1.1 Plot of level 1 quality information per product \(time dependant\): ASCENDING](#)

[4.1.2 Plot of level 1 quality information per product \(time dependant\): DESCENDING](#)

[4.2 Plot of level 1 quality information per product \(world map\)](#)

[4.2.1 Plot of level 1 quality information per product \(world map\): ASCENDING](#)

[4.2.2 Plot of level 1 quality information per product \(world map\): DESCENDING](#)

[5. Ozone profiles based on quality statistics and other trace gas profiles](#)

[5.1 Ozone statistics based on quality of products](#)

[5.2 Plot ozone profiles for all STD \(dark without errors\)](#)

[5.3 Plot ozone profiles where STD < 20% \(dark without errors\)](#)

[5.4. Plot ozone profiles where STD < 10% \(dark without errors\)](#)

[5.5. Plot ozone profiles where STD < 5% \(dark without errors\)](#)

[5.6 Plot NO2 profiles for all STD \(dark without errors\)](#)

[5.7 Plot NO3 profiles for all STD \(dark without errors\)](#)

[5.8 Plot H2O profiles \(only for occultations of stars 1,2,3,4,13,14,16,26,63 dark without errors\) for all STD](#)

[6. Auxiliary Data Files used for the production reported in section 2](#)

This report presents the daily analysis on parameters extracted from GOMOS level 2 data (GOM_NL__2P). It is intended to monitor some important parameters that will impact the quality of these products. A list of level 2 products (and content) that have arrived during the reporting day to the PCF is also given.

Item	Value
Time of report generation	24APR2013 00:18:52
Data source version	GOMOS/6.01
Start time of products	22-06-2006 (22JUN2006 00:00:00)
Stop time of products	23-06-2006 (23JUN2006 00:00:00)
Store outputs in DB	Yes
Nb of level 2 prods	251
Nb of prods with errors	0

2. Summary of processed GOM_NL__2P products.

Nr	Filename	UTC Start time	Limb	Duration	Star Id	Star Name	Star Mag	Star Temp	Nb Meas	Orbit	Prod. error
1	GOM_NL__2PRFIN20060622_000115_000000442048_00431_22529_9320.N1	22-JUN-2006 00:01:15	Bright	44.000	74	11Bet Cas	2.2680	6600.0	88	22529	No
2	GOM_NL__2PRFIN20060622_000245_000000452048_00431_22529_9321.N1	22-JUN-2006 00:02:45	Bright	44.500	68	18Alp Cas	2.2250	4500.0	89	22529	No
3	GOM_NL__2PRFIN20060622_000819_000000422048_00431_22529_9322.N1	22-JUN-2006 00:08:19	Bright	42.000	73	57Gam1And	2.2600	13100.	84	22529	No
4	GOM_NL__2PRFIN20060622_001042_000000462048_00431_22529_9323.N1	22-JUN-2006 00:10:42	Twilight	46.000	173	4Bet Tri	3.0040	8900.0	92	22529	No
5	GOM_NL__2PRFIN20060622_001429_000000512048_00431_22529_9324.N1	22-JUN-2006 00:14:29	Twilight	51.000	50	13Alp Ari	2.0070	4250.0	102	22529	No
6	GOM_NL__2PRFIN20060622_003130_000000542048_00431_22529_9325.N1	22-JUN-2006 00:31:30	Dark	54.000	52	16Bet Cet	2.0370	4500.0	108	22529	No
7	GOM_NL__2PRFIN20060622_003716_000000472048_00431_22529_9326.N1	22-JUN-2006 00:37:16	Dark	46.500	84	Alp Phe	2.3970	4500.0	93	22529	No
8	GOM_NL__2PRFIN20060622_004341_000000532048_00432_22530_9329.N1	22-JUN-2006 00:43:41	Dark	53.000	63	Bet Gru	2.1500	2800.0	106	22530	No
9	GOM_NL__2PRFIN20060622_004544_000000512048_00432_22530_9330.N1	22-JUN-2006 00:45:44	Straylight	50.500	31	Alp Gru	1.7340	15200.	101	22530	No
10	GOM_NL__2PRFIN20060622_004900_000000422048_00432_22530_9331.N1	22-JUN-2006 00:49:00	Straylight	42.000	45	Alp Pav	1.9400	26000.	84	22530	No
11	GOM_NL__2PRFIN20060622_005819_000000452048_00432_22530_9332.N1	22-JUN-2006 00:58:19	Twilight	44.500	38	20Eps Sgr	1.8360	11000.	89	22530	No
12	GOM_NL__2PRFIN20060622_005945_000000462048_00432_22530_9333.N1	22-JUN-2006 00:59:45	Twilight	45.500	116	19Del Sgr	2.7000	4100.0	91	22530	No
13	GOM_NL__2PRFIN20060622_010156_000000432048_00432_22530_9334.N1	22-JUN-2006 01:01:56	Bright	43.000	155	41Pi Sgr	2.9000	6600.0	86	22530	No
14	GOM_NL__2PRFIN20060622_011055_000000402048_00432_22530_9335.N1	22-JUN-2006 01:10:55	Bright	40.000	126	60Bet Oph	2.7700	4250.0	80	22530	No
15	GOM_NL__2PRFIN20060622_011321_000000392048_00432_22530_9336.N1	22-JUN-2006 01:13:21	Bright	39.000	59	55Alp Oph	2.0800	8900.0	78	22530	No
16	GOM_NL__2PRFIN20060622_012315_000000432048_00432_22530_9337.N1	22-JUN-2006 01:23:15	Bright	43.000	5	3Alp Lyr	0.033000	11000.	86	22530	No
17	GOM_NL__2PRFIN20060622_012502_000000362048_00432_22530_9338.N1	22-JUN-2006 01:25:02	Bright	35.500	130	23Bet Dra	2.7990	5800.0	71	22530	No
18	GOM_NL__2PRFIN20060622_013457_000000462048_00432_22530_9339.N1	22-JUN-2006 01:34:57	Bright	45.500	89	5Alp Cep	2.4510	8000.0	91	22530	No
19	GOM_NL__2PRFIN20060622_014150_000000452048_00432_22530_9340.N1	22-JUN-2006 01:41:50	Bright	44.500	74	11Bet Cas	2.2680	6600.0	89	22530	No
20	GOM_NL__2PRFIN20060622_014321_000000462048_00432_22530_9341.N1	22-JUN-2006 01:43:21	Bright	45.500	68	18Alp Cas	2.2250	4500.0	91	22530	No
21	GOM_NL__2PRFIN20060622_014855_000000442048_00432_22530_9342.N1	22-JUN-2006 01:48:55	Bright	43.500	73	57Gam1And	2.2600	13100.	87	22530	No
22	GOM_NL__2PRFIN20060622_015118_000000462048_00432_22530_9343.N1	22-JUN-2006 01:51:18	Twilight	46.000	173	4Bet Tri	3.0040	8900.0	92	22530	No
23	GOM_NL__2PRFIN20060622_015505_000000552048_00432_22530_9344.N1	22-JUN-2006 01:55:05	Twilight	55.000	50	13Alp Ari	2.0070	4250.0	110	22530	No
24	GOM_NL__2PRFIN20060622_021207_000000482048_00432_22530_9345.N1	22-JUN-2006 02:12:07	Dark	48.000	52	16Bet Cet	2.0370	4500.0	96	22530	No
25	GOM_NL__2PRFIN20060622_021752_000000522048_00432_22530_9346.N1	22-JUN-2006 02:17:52	Dark	52.000	84	Alp Phe	2.3970	4500.0	104	22530	No
26	GOM_NL__2PRFIN20060622_022418_000000532048_00433_22531_9329.N1	22-JUN-2006 02:24:18	Dark	53.000	63	Bet Gru	2.1500	2800.0	106	22531	No
27	GOM_NL__2PRFIN20060622_022621_000000492048_00433_22531_9330.N1	22-JUN-2006 02:26:21	Straylight	48.500	31	Alp Gru	1.7340	15200.	97	22531	No
28	GOM_NL__2PRFIN20060622_022937_000000432048_00433_22531_9331.N1	22-JUN-2006 02:29:37	Straylight	43.000	45	Alp Pav	1.9400	26000.	86	22531	No
29	GOM_NL__2PRFIN20060622_023856_000000472048_00433_22531_9332.N1	22-JUN-2006 02:38:56	Twilight	46.500	38	20Eps Sgr	1.8360	11000.	93	22531	No
30	GOM_NL__2PRFIN20060622_024022_000000462048_00433_22531_9333.N1	22-JUN-2006 02:40:22	Twilight	46.000	116	19Del Sgr	2.7000	4100.0	92	22531	No
31	GOM_NL__2PRFIN20060622_024233_000000432048_00433_22531_9334.N1	22-JUN-2006 02:42:33	Bright	43.000	155	41Pi Sgr	2.9000	6600.0	86	22531	No
32	GOM_NL__2PRFIN20060622_025131_000000402048_00433_22531_9335.N1	22-JUN-2006 02:51:31	Bright	40.000	126	60Bet Oph	2.7700	4250.0	80	22531	No
33	GOM_NL__2PRFIN20060622_025357_000000402048_00433_22531_9336.N1	22-JUN-2006 02:53:57	Bright	40.000	59	55Alp Oph	2.0800	8900.0	80	22531	No
34	GOM_NL__2PRFIN20060622_030350_000000482048_00433_22531_9337.N1	22-JUN-2006 03:03:50	Bright	48.000	5	3Alp Lyr	0.033000	11000.	96	22531	No
35	GOM_NL__2PRFIN20060622_030538_000000372048_00433_22531_9338.N1	22-JUN-2006 03:05:38	Bright	36.500	130	23Bet Dra	2.7990	5800.0	73	22531	No
36	GOM_NL__2PRFIN20060622_031533_000000432048_00433_22531_9339.N1	22-JUN-2006 03:15:33	Bright	43.000	89	5Alp Cep	2.4510	8000.0	86	22531	No
37	GOM_NL__2PRFIN20060622_032226_000000452048_00433_22531_9340.N1	22-JUN-2006 03:22:26	Bright	44.500	74	11Bet Cas	2.2680	6600.0	89	22531	No
38	GOM_NL__2PRFIN20060622_032356_000000462048_00433_22531_9341.N1	22-JUN-2006 03:23:56	Bright	45.500	68	18Alp Cas	2.2250	4500.0	91	22531	No
39	GOM_NL__2PRFIN20060622_032931_000000462048_00433_22531_9342.N1	22-JUN-2006 03:29:31	Bright	45.500	73	57Gam1And	2.2600	13100.	91	22531	No
40	GOM_NL__2PRFIN20060622_033154_000000432048_00433_22531_9343.N1	22-JUN-2006 03:31:54	Twilight	42.500	173	4Bet Tri	3.0040	8900.0	85	22531	No
41	GOM_NL__2PRFIN20060622_033542_000000522048_00433_22531_9344.N1	22-JUN-2006 03:35:42	Twilight	51.500	50	13Alp Ari	2.0070	4250.0	103	22531	No
42	GOM_NL__2PRFIN20060622_035244_000000482048_00433_22531_9345.N1	22-JUN-2006 03:52:44	Dark	48.000	52	16Bet Cet	2.0370	4500.0	96	22531	No

43	GOM_NL__2PRFIN20060622_035829_000000472048_00433_22531_9346.N1	22-JUN-2006 03:58:29	Dark	47.000	84	Alp Phe	2.3970	4500.0	94	22531	No
44	GOM_NL__2PRFIN20060622_040455_000000492048_00434_22532_9329.N1	22-JUN-2006 04:04:55	Dark	48.500	63	Bet Gru	2.1500	2800.0	97	22532	No
45	GOM_NL__2PRFIN20060622_040658_000000482048_00434_22532_9330.N1	22-JUN-2006 04:06:58	Straylight	48.000	31	Alp Gru	1.7340	15200.	96	22532	No
46	GOM_NL__2PRFIN20060622_041013_000000442048_00434_22532_9331.N1	22-JUN-2006 04:10:13	Straylight	43.500	45	Alp Pav	1.9400	26000.	87	22532	No
47	GOM_NL__2PRFIN20060622_041932_000000462048_00434_22532_9332.N1	22-JUN-2006 04:19:32	Twi_and_stray	45.500	38	20Eps Sgr	1.8360	11000.	91	22532	No
48	GOM_NL__2PRFIN20060622_042058_000000572048_00434_22532_9333.N1	22-JUN-2006 04:20:58	Bright	57.000	116	19Del Sgr	2.7000	4100.0	114	22532	No
49	GOM_NL__2PRFIN20060622_042309_000000482048_00434_22532_9334.N1	22-JUN-2006 04:23:09	Bright	48.000	155	41Pi Sgr	2.9000	6600.0	96	22532	No
50	GOM_NL__2PRFIN20060622_043207_000000402048_00434_22532_9335.N1	22-JUN-2006 04:32:07	Bright	40.000	126	60Bet Oph	2.7700	4250.0	80	22532	No
51	GOM_NL__2PRFIN20060622_043433_000000422048_00434_22532_9336.N1	22-JUN-2006 04:34:33	Bright	41.500	59	55Alp Oph	2.0800	8900.0	83	22532	No
52	GOM_NL__2PRFIN20060622_044425_000000492048_00434_22532_9337.N1	22-JUN-2006 04:44:25	Bright	48.500	5	3Alp Lyr	0.033000	11000.	97	22532	No
53	GOM_NL__2PRFIN20060622_044614_000000372048_00434_22532_9338.N1	22-JUN-2006 04:46:14	Bright	37.000	130	23Bet Dra	2.7990	5800.0	74	22532	No
54	GOM_NL__2PRFIN20060622_045608_000000462048_00434_22532_9339.N1	22-JUN-2006 04:56:08	Bright	45.500	89	5Alp Cep	2.4510	8000.0	91	22532	No
55	GOM_NL__2PRFIN20060622_050302_000000432048_00434_22532_9340.N1	22-JUN-2006 05:03:02	Bright	42.500	74	11Bet Cas	2.2680	6600.0	85	22532	No
56	GOM_NL__2PRFIN20060622_050432_000000482048_00434_22532_9341.N1	22-JUN-2006 05:04:32	Bright	47.500	68	18Alp Cas	2.2250	4500.0	95	22532	No
57	GOM_NL__2PRFIN20060622_051007_000000412048_00434_22532_9342.N1	22-JUN-2006 05:10:07	Bright	41.000	73	57Gam1And	2.2600	13100.	82	22532	No
58	GOM_NL__2PRFIN20060622_051230_000000452048_00434_22532_9343.N1	22-JUN-2006 05:12:30	Twi_and_stray	44.500	173	4Bet Tri	3.0040	8900.0	89	22532	No
59	GOM_NL__2PRFIN20060622_051618_000000522048_00434_22532_9344.N1	22-JUN-2006 05:16:18	Twilight	52.000	50	13Alp Ari	2.0070	4250.0	104	22532	No
60	GOM_NL__2PRFIN20060622_053322_000000412048_00434_22532_9345.N1	22-JUN-2006 05:33:22	Dark	41.000	52	16Bet Cet	2.0370	4500.0	82	22532	No
61	GOM_NL__2PRFIN20060622_053906_000000452048_00434_22532_9346.N1	22-JUN-2006 05:39:06	Dark	45.000	84	Alp Phe	2.3970	4500.0	90	22532	No
62	GOM_NL__2PRFIN20060622_054532_000000552048_00435_22533_9329.N1	22-JUN-2006 05:45:32	Dark	55.000	63	Bet Gru	2.1500	2800.0	110	22533	No
63	GOM_NL__2PRFIN20060622_054735_000000562048_00435_22533_9330.N1	22-JUN-2006 05:47:35	Straylight	56.000	31	Alp Gru	1.7340	15200.	112	22533	No
64	GOM_NL__2PRFIN20060622_055050_000000412048_00435_22533_9331.N1	22-JUN-2006 05:50:50	Straylight	40.500	45	Alp Pav	1.9400	26000.	81	22533	No
65	GOM_NL__2PRFIN20060622_060008_000000432048_00435_22533_9332.N1	22-JUN-2006 06:00:08	Twi_and_stray	43.000	38	20Eps Sgr	1.8360	11000.	86	22533	No
66	GOM_NL__2PRFIN20060622_060134_000000452048_00435_22533_9333.N1	22-JUN-2006 06:01:34	Twi_and_stray	45.000	116	19Del Sgr	2.7000	4100.0	90	22533	No
67	GOM_NL__2PRFIN20060622_060345_000000482048_00435_22533_9334.N1	22-JUN-2006 06:03:45	Bright	48.000	155	41Pi Sgr	2.9000	6600.0	96	22533	No
68	GOM_NL__2PRFIN20060622_061243_000000422048_00435_22533_9335.N1	22-JUN-2006 06:12:43	Bright	41.500	126	60Bet Oph	2.7700	4250.0	83	22533	No
69	GOM_NL__2PRFIN20060622_061508_000000382048_00435_22533_9336.N1	22-JUN-2006 06:15:08	Bright	38.000	59	55Alp Oph	2.0800	8900.0	76	22533	No
70	GOM_NL__2PRFIN20060622_062500_000000502048_00435_22533_9337.N1	22-JUN-2006 06:25:00	Bright	50.000	5	3Alp Lyr	0.033000	11000.	100	22533	No
71	GOM_NL__2PRFIN20060622_062650_000000392048_00435_22533_9338.N1	22-JUN-2006 06:26:50	Bright	38.500	130	23Bet Dra	2.7990	5800.0	77	22533	No
72	GOM_NL__2PRFIN20060622_063643_000000462048_00435_22533_9339.N1	22-JUN-2006 06:36:43	Bright	45.500	89	5Alp Cep	2.4510	8000.0	91	22533	No
73	GOM_NL__2PRFIN20060622_064337_000000662048_00435_22533_9340.N1	22-JUN-2006 06:43:37	Bright	66.000	74	11Bet Cas	2.2680	6600.0	132	22533	No
74	GOM_NL__2PRFIN20060622_064508_000000462048_00435_22533_9341.N1	22-JUN-2006 06:45:08	Bright	45.500	68	18Alp Cas	2.2250	4500.0	91	22533	No
75	GOM_NL__2PRFIN20060622_065043_000000432048_00435_22533_9342.N1	22-JUN-2006 06:50:43	Bright	42.500	73	57Gam1And	2.2600	13100.	85	22533	No
76	GOM_NL__2PRFIN20060622_065306_000000462048_00435_22533_9343.N1	22-JUN-2006 06:53:06	Twi_and_stray	45.500	173	4Bet Tri	3.0040	8900.0	91	22533	No
77	GOM_NL__2PRFIN20060622_065654_000000522048_00435_22533_9344.N1	22-JUN-2006 06:56:54	Twilight	51.500	50	13Alp Ari	2.0070	4250.0	103	22533	No
78	GOM_NL__2PRFIN20060622_071359_000000412048_00435_22533_9345.N1	22-JUN-2006 07:13:59	Dark	41.000	52	16Bet Cet	2.0370	4500.0	82	22533	No
79	GOM_NL__2PRFIN20060622_071943_000000442048_00435_22533_9346.N1	22-JUN-2006 07:19:43	Dark	43.500	84	Alp Phe	2.3970	4500.0	87	22533	No
80	GOM_NL__2PRFIN20060622_072609_000000612048_00436_22534_9329.N1	22-JUN-2006 07:26:09	Dark	60.500	63	Bet Gru	2.1500	2800.0	121	22534	No
81	GOM_NL__2PRFIN20060622_072811_000000482048_00436_22534_9330.N1	22-JUN-2006 07:28:11	Straylight	48.000	31	Alp Gru	1.7340	15200.	96	22534	No
82	GOM_NL__2PRFIN20060622_073126_000000422048_00436_22534_9331.N1	22-JUN-2006 07:31:26	Straylight	41.500	45	Alp Pav	1.9400	26000.	83	22534	No
83	GOM_NL__2PRFIN20060622_074045_000000482048_00436_22534_9332.N1	22-JUN-2006 07:40:45	Twi_and_stray	48.000	38	20Eps Sgr	1.8360	11000.	96	22534	No
84	GOM_NL__2PRFIN20060622_074211_000000452048_00436_22534_9333.N1	22-JUN-2006 07:42:11	Twi_and_stray	45.000	116	19Del Sgr	2.7000	4100.0	90	22534	No
85	GOM_NL__2PRFIN20060622_074421_000000502048_00436_22534_9334.N1	22-JUN-2006 07:44:21	Bright	49.500	155	41Pi Sgr	2.9000	6600.0	99	22534	No
86	GOM_NL__2PRFIN20060622_075319_000000402048_00436_22534_9335.N1	22-JUN-2006 07:53:19	Bright	39.500	126	60Bet Oph	2.7700	4250.0	79	22534	No
87	GOM_NL__2PRFIN20060622_075544_000000382048_00436_22534_9336.N1	22-JUN-2006 07:55:44	Bright	38.000	59	55Alp Oph	2.0800	8900.0	76	22534	No
88	GOM_NL__2PRFIN20060622_080536_000000512048_00436_22534_9337.N1	22-JUN-2006 08:05:36	Bright	50.500	5	3Alp Lyr	0.033000	11000.	101	22534	No
89	GOM_NL__2PRFIN20060622_080725_000000392048_00436_22534_9338.N1	22-JUN-2006 08:07:25	Bright	38.500	130	23Bet Dra	2.7990	5800.0	77	22534	No
90	GOM_NL__2PRFIN20060622_081718_000000462048_00436_22534_9339.N1	22-JUN-2006 08:17:18	Bright	46.000	89	5Alp Cep	2.4510	8000.0	92	22534	No
91	GOM_NL__2PRFIN20060622_082413_000000432048_00436_22534_9340.N1	22-JUN-2006 08:24:13	Bright	42.500	74	11Bet Cas	2.2680	6600.0	85	22534	No
92	GOM_NL__2PRFIN20060622_082543_000000462048_00436_22534_9341.N1	22-JUN-2006 08:25:43	Bright	46.000	68	18Alp Cas	2.2250	4500.0	92	22534	No
93	GOM_NL__2PRFIN20060622_083119_000000432048_00436_22534_9342.N1	22-JUN-2006 08:31:19	Bright	42.500	73	57Gam1And	2.2600	13100.	85	22534	No
94	GOM_NL__2PRFIN20060622_083342_000000412048_00436_22534_9343.N1	22-JUN-2006 08:33:42	Twi_and_stray	41.000	173	4Bet Tri	3.0040	8900.0	82	22534	No
95	GOM_NL__2PRFIN20060622_083731_000000532048_00436_22534_9344.N1	22-JUN-2006 08:37:31	Twilight	52.500	50	13Alp Ari	2.0070	4250.0	105	22534	No
96	GOM_NL__2PRFIN20060622_085436_000000352048_00436_22534_9345.N1	22-JUN-2006 08:54:36	Dark	35.000	52	16Bet Cet	2.0370	4500.0	70	22534	No
97	GOM_NL__2PRFIN20060622_090020_000000522048_00436_22534_9346.N1	22-JUN-2006 09:00:20	Dark	52.000	84	Alp Phe	2.3970	4500.0	104	22534	No
98	GOM_NL__2PRFIN20060622_090646_000000622048_00437_22535_9329.N1	22-JUN-2006 09:06:46	Dark	62.000	63	Bet Gru	2.1500	2800.0	124	22535	No
99	GOM_NL__2PRFIN20060622_090848_000000492048_00437_22535_9330.N1	22-JUN-2006 09:08:48	Straylight	49.000	31	Alp Gru	1.7340	15200.	98	22535	No
100	GOM_NL__2PRFIN20060622_091203_000000422048_00437_22535_9331.N1	22-JUN-2006 09:12:03	Straylight	42.000	45	Alp Pav	1.9400	26000.	84	22535	No
101	GOM_NL__2PRFIN20060622_092121_000000472048_00437_22535_9332.N1	22-JUN-2006 09:21:21	Twi_and_stray	47.000	38	20Eps Sgr	1.8360	11000.	94	22535	No

102	GOM_NL__2PRFIN20060622_092247_000000472048_00437_22535_9333.N1	22-JUN-2006 09:22:47	Twilight	46.500	116	19Del Sgr	2.7000	4100.0	93	22535	No
103	GOM_NL__2PRFIN20060622_092458_000000502048_00437_22535_9334.N1	22-JUN-2006 09:24:58	Bright	50.000	155	41Pi Sgr	2.9000	6600.0	100	22535	No
104	GOM_NL__2PRFIN20060622_093355_000000402048_00437_22535_9335.N1	22-JUN-2006 09:33:55	Bright	39.500	126	60Bet Oph	2.7700	4250.0	79	22535	No
105	GOM_NL__2PRFIN20060622_093620_000000412048_00437_22535_9336.N1	22-JUN-2006 09:36:20	Bright	40.500	59	55Alp Oph	2.0800	8900.0	81	22535	No
106	GOM_NL__2PRFIN20060622_094611_000000492048_00437_22535_9337.N1	22-JUN-2006 09:46:11	Bright	49.000	5	3Alp Lyr	0.033000	11000.	98	22535	No
107	GOM_NL__2PRFIN20060622_094801_000000402048_00437_22535_9338.N1	22-JUN-2006 09:48:01	Bright	39.500	130	23Bet Dra	2.7990	5800.0	79	22535	No
108	GOM_NL__2PRFIN20060622_095754_000000462048_00437_22535_9339.N1	22-JUN-2006 09:57:54	Bright	46.000	89	5Alp Cep	2.4510	8000.0	92	22535	No
109	GOM_NL__2PRFIN20060622_100448_000000442048_00437_22535_9340.N1	22-JUN-2006 10:04:48	Bright	44.000	74	11Bet Cas	2.2680	6600.0	88	22535	No
110	GOM_NL__2PRFIN20060622_100619_000000462048_00437_22535_9341.N1	22-JUN-2006 10:06:19	Bright	45.500	68	18Alp Cas	2.2250	4500.0	91	22535	No
111	GOM_NL__2PRFIN20060622_101155_000000412048_00437_22535_9342.N1	22-JUN-2006 10:11:55	Bright	41.000	73	57Gam1And	2.2600	13100.	82	22535	No
112	GOM_NL__2PRFIN20060622_101418_000000452048_00437_22535_9343.N1	22-JUN-2006 10:14:18	Twilight	45.000	173	4Bet Tri	3.0040	8900.0	90	22535	No
113	GOM_NL__2PRFIN20060622_101807_000000542048_00437_22535_9344.N1	22-JUN-2006 10:18:07	Twilight	53.500	50	13Alp Ari	2.0070	4250.0	107	22535	No
114	GOM_NL__2PRFIN20060622_103514_000000352048_00437_22535_9345.N1	22-JUN-2006 10:35:14	Dark	35.000	52	16Bet Cet	2.0370	4500.0	70	22535	No
115	GOM_NL__2PRFIN20060622_104057_000000452048_00437_22535_9346.N1	22-JUN-2006 10:40:57	Dark	44.500	84	Alp Phe	2.3970	4500.0	89	22535	No
116	GOM_NL__2PRFIN20060622_104723_000000542048_00438_22536_9330.N1	22-JUN-2006 10:47:23	Dark	54.000	63	Bet Gru	2.1500	2800.0	108	22536	No
117	GOM_NL__2PRFIN20060622_104925_000000502048_00438_22536_9331.N1	22-JUN-2006 10:49:25	Straylight	49.500	31	Alp Gru	1.7340	15200.	99	22536	No
118	GOM_NL__2PRFIN20060622_105239_000000432048_00438_22536_9332.N1	22-JUN-2006 10:52:39	Straylight	43.000	45	Alp Pav	1.9400	26000.	86	22536	No
119	GOM_NL__2PRFIN20060622_110157_000000422048_00438_22536_9333.N1	22-JUN-2006 11:01:57	Twilight	42.000	38	20Eps Sgr	1.8360	11000.	84	22536	No
120	GOM_NL__2PRFIN20060622_110323_000000452048_00438_22536_9334.N1	22-JUN-2006 11:03:23	Twilight	44.500	116	19Del Sgr	2.7000	4100.0	89	22536	No
121	GOM_NL__2PRFIN20060622_110534_000000512048_00438_22536_9335.N1	22-JUN-2006 11:05:34	Bright	51.000	155	41Pi Sgr	2.9000	6600.0	102	22536	No
122	GOM_NL__2PRFIN20060622_111430_000000402048_00438_22536_9336.N1	22-JUN-2006 11:14:30	Bright	39.500	126	60Bet Oph	2.7700	4250.0	79	22536	No
123	GOM_NL__2PRFIN20060622_111656_000000382048_00438_22536_9337.N1	22-JUN-2006 11:16:56	Bright	38.000	59	55Alp Oph	2.0800	8900.0	76	22536	No
124	GOM_NL__2PRFIN20060622_112646_000000502048_00438_22536_9338.N1	22-JUN-2006 11:26:46	Bright	49.500	5	3Alp Lyr	0.033000	11000.	99	22536	No
125	GOM_NL__2PRFIN20060622_112836_000000392048_00438_22536_9339.N1	22-JUN-2006 11:28:36	Bright	39.000	130	23Bet Dra	2.7990	5800.0	78	22536	No
126	GOM_NL__2PRFIN20060622_114524_000000442048_00438_22536_9340.N1	22-JUN-2006 11:45:24	Bright	44.000	74	11Bet Cas	2.2680	6600.0	88	22536	No
127	GOM_NL__2PRFIN20060622_114654_000000462048_00438_22536_9341.N1	22-JUN-2006 11:46:54	Bright	45.500	68	18Alp Cas	2.2250	4500.0	91	22536	No
128	GOM_NL__2PRFIN20060622_115231_000000452048_00438_22536_9342.N1	22-JUN-2006 11:52:31	Bright	45.000	73	57Gam1And	2.2600	13100.	90	22536	No
129	GOM_NL__2PRFIN20060622_115454_000000472048_00438_22536_9343.N1	22-JUN-2006 11:54:54	Twilight	47.000	173	4Bet Tri	3.0040	8900.0	94	22536	No
130	GOM_NL__2PRFIN20060622_115843_000000532048_00438_22536_9344.N1	22-JUN-2006 11:58:43	Twilight	52.500	50	13Alp Ari	2.0070	4250.0	105	22536	No
131	GOM_NL__2PRFIN20060622_121551_000000282048_00438_22536_9345.N1	22-JUN-2006 12:15:51	Dark	28.000	52	16Bet Cet	2.0370	4500.0	56	22536	No
132	GOM_NL__2PRFIN20060622_122133_000000452048_00438_22536_9346.N1	22-JUN-2006 12:21:33	Dark	45.000	84	Alp Phe	2.3970	4500.0	90	22536	No
133	GOM_NL__2PRFIN20060622_122800_000000522048_00439_22537_9331.N1	22-JUN-2006 12:28:00	Dark	51.500	63	Bet Gru	2.1500	2800.0	103	22537	No
134	GOM_NL__2PRFIN20060622_123002_000000492048_00439_22537_9332.N1	22-JUN-2006 12:30:02	Straylight	49.000	31	Alp Gru	1.7340	15200.	98	22537	No
135	GOM_NL__2PRFIN20060622_123316_000000402048_00439_22537_9333.N1	22-JUN-2006 12:33:16	Straylight	39.500	45	Alp Pav	1.9400	26000.	79	22537	No
136	GOM_NL__2PRFIN20060622_124233_000000442048_00439_22537_9334.N1	22-JUN-2006 12:42:33	Twilight	43.500	38	20Eps Sgr	1.8360	11000.	87	22537	No
137	GOM_NL__2PRFIN20060622_124359_000000472048_00439_22537_9335.N1	22-JUN-2006 12:43:59	Twilight	47.000	116	19Del Sgr	2.7000	4100.0	94	22537	No
138	GOM_NL__2PRFIN20060622_124610_000000502048_00439_22537_9336.N1	22-JUN-2006 12:46:10	Bright	50.000	155	41Pi Sgr	2.9000	6600.0	100	22537	No
139	GOM_NL__2PRFIN20060622_125506_000000402048_00439_22537_9337.N1	22-JUN-2006 12:55:06	Bright	39.500	126	60Bet Oph	2.7700	4250.0	79	22537	No
140	GOM_NL__2PRFIN20060622_125731_000000402048_00439_22537_9338.N1	22-JUN-2006 12:57:31	Bright	39.500	59	55Alp Oph	2.0800	8900.0	79	22537	No
141	GOM_NL__2PRFIN20060622_130721_000000512048_00439_22537_9339.N1	22-JUN-2006 13:07:21	Bright	51.000	5	3Alp Lyr	0.033000	11000.	102	22537	No
142	GOM_NL__2PRFIN20060622_130912_000000392048_00439_22537_9340.N1	22-JUN-2006 13:09:12	Bright	38.500	130	23Bet Dra	2.7990	5800.0	77	22537	No
143	GOM_NL__2PRFIN20060622_131904_000000462048_00439_22537_9341.N1	22-JUN-2006 13:19:04	Bright	45.500	89	5Alp Cep	2.4510	8000.0	91	22537	No
144	GOM_NL__2PRFIN20060622_132559_000000462048_00439_22537_9342.N1	22-JUN-2006 13:25:59	Bright	45.500	74	11Bet Cas	2.2680	6600.0	91	22537	No
145	GOM_NL__2PRFIN20060622_132730_000000462048_00439_22537_9343.N1	22-JUN-2006 13:27:30	Bright	45.500	68	18Alp Cas	2.2250	4500.0	91	22537	No
146	GOM_NL__2PRFIN20060622_133307_000000432048_00439_22537_9344.N1	22-JUN-2006 13:33:07	Bright	43.000	73	57Gam1And	2.2600	13100.	86	22537	No
147	GOM_NL__2PRFIN20060622_133530_000000462048_00439_22537_9345.N1	22-JUN-2006 13:35:30	Twilight	46.000	173	4Bet Tri	3.0040	8900.0	92	22537	No
148	GOM_NL__2PRFIN20060622_133919_000000492048_00439_22537_9346.N1	22-JUN-2006 13:39:19	Twilight	48.500	50	13Alp Ari	2.0070	4250.0	97	22537	No
149	GOM_NL__2PRFIN20060622_135628_000000282048_00439_22537_9347.N1	22-JUN-2006 13:56:28	Dark	28.000	52	16Bet Cet	2.0370	4500.0	56	22537	No
150	GOM_NL__2PRFIN20060622_140210_000000452048_00439_22537_9348.N1	22-JUN-2006 14:02:10	Dark	45.000	84	Alp Phe	2.3970	4500.0	90	22537	No
151	GOM_NL__2PRFIN20060622_140837_000000522048_00440_22538_9332.N1	22-JUN-2006 14:08:37	Dark	52.000	63	Bet Gru	2.1500	2800.0	104	22538	No
152	GOM_NL__2PRFIN20060622_141039_000000492048_00440_22538_9333.N1	22-JUN-2006 14:10:39	Straylight	48.500	31	Alp Gru	1.7340	15200.	97	22538	No
153	GOM_NL__2PRFIN20060622_141352_000000412048_00440_22538_9334.N1	22-JUN-2006 14:13:52	Straylight	41.000	45	Alp Pav	1.9400	26000.	82	22538	No
154	GOM_NL__2PRFIN20060622_142309_000000462048_00440_22538_9335.N1	22-JUN-2006 14:23:09	Twilight	46.000	38	20Eps Sgr	1.8360	11000.	92	22538	No
155	GOM_NL__2PRFIN20060622_142435_000000472048_00440_22538_9336.N1	22-JUN-2006 14:24:35	Twilight	46.500	116	19Del Sgr	2.7000	4100.0	93	22538	No
156	GOM_NL__2PRFIN20060622_142646_000000512048_00440_22538_9337.N1	22-JUN-2006 14:26:46	Bright	50.500	155	41Pi Sgr	2.9000	6600.0	101	22538	No
157	GOM_NL__2PRFIN20060622_143542_000000392048_00440_22538_9338.N1	22-JUN-2006 14:35:42	Bright	39.000	126	60Bet Oph	2.7700	4250.0	78	22538	No
158	GOM_NL__2PRFIN20060622_143807_000000402048_00440_22538_9339.N1	22-JUN-2006 14:38:07	Bright	40.000	59	55Alp Oph	2.0800	8900.0	80	22538	No
159	GOM_NL__2PRFIN20060622_144757_000000502048_00440_22538_9340.N1	22-JUN-2006 14:47:57	Bright	49.500	5	3Alp Lyr	0.033000	11000.	99	22538	No
160	GOM_NL__2PRFIN20060622_144948_000000392048_00440_22538_9341.N1	22-JUN-2006 14:49:48	Bright	39.000	130	23Bet Dra	2.7990	5800.0	78	22538	No

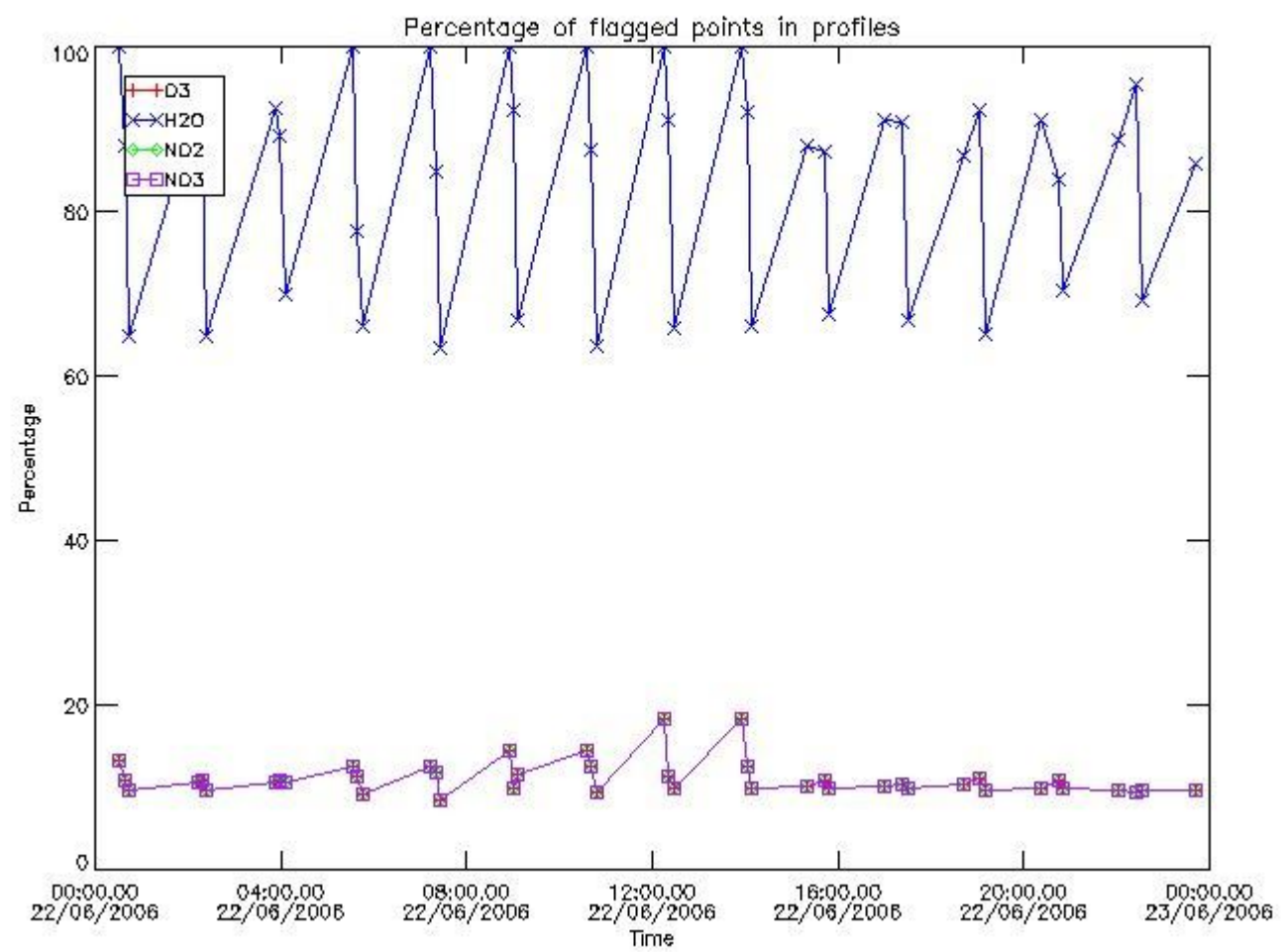
161	GOM_NL__2PRFIN20060622_145940_000000462048_00440_22538_9342.N1	22-JUN-2006 14:59:40	Bright	45.500	89	5Alp Cep	2.4510	8000.0	91	22538	No
162	GOM_NL__2PRFIN20060622_150635_000000672048_00440_22538_9343.N1	22-JUN-2006 15:06:35	Bright	67.000	74	11Bet Cas	2.2680	6600.0	134	22538	No
163	GOM_NL__2PRFIN20060622_150806_000000462048_00440_22538_9344.N1	22-JUN-2006 15:08:06	Bright	46.000	68	18Alp Cas	2.2250	4500.0	92	22538	No
164	GOM_NL__2PRFIN20060622_151342_000000452048_00440_22538_9345.N1	22-JUN-2006 15:13:42	Bright	44.500	73	57Gam1And	2.2600	13100.	89	22538	No
165	GOM_NL__2PRFIN20060622_151606_000000462048_00440_22538_9346.N1	22-JUN-2006 15:16:06	Tw_i_and_stray	45.500	173	4Bet Tri	3.0040	8900.0	91	22538	No
166	GOM_NL__2PRFIN20060622_151955_000000502048_00440_22538_9347.N1	22-JUN-2006 15:19:55	Dark	50.000	50	13Alp Ari	2.0070	4250.0	100	22538	No
167	GOM_NL__2PRFIN20060622_154247_000000482048_00440_22538_9348.N1	22-JUN-2006 15:42:47	Dark	47.500	84	Alp Phe	2.3970	4500.0	95	22538	No
168	GOM_NL__2PRFIN20060622_154914_000000512048_00441_22539_9333.N1	22-JUN-2006 15:49:14	Dark	51.000	63	Bet Gru	2.1500	2800.0	102	22539	No
169	GOM_NL__2PRFIN20060622_155116_000000492048_00441_22539_9334.N1	22-JUN-2006 15:51:16	Straylight	49.000	31	Alp Gru	1.7340	15200.	98	22539	No
170	GOM_NL__2PRFIN20060622_155429_000000422048_00441_22539_9335.N1	22-JUN-2006 15:54:29	Straylight	41.500	45	Alp Pav	1.9400	26000.	83	22539	No
171	GOM_NL__2PRFIN20060622_160346_000000472048_00441_22539_9336.N1	22-JUN-2006 16:03:46	Tw_i_and_stray	46.500	38	20Eps Sgr	1.8360	11000.	93	22539	No
172	GOM_NL__2PRFIN20060622_160511_000000472048_00441_22539_9337.N1	22-JUN-2006 16:05:11	Tw_i_and_stray	46.500	116	19Del Sgr	2.7000	4100.0	93	22539	No
173	GOM_NL__2PRFIN20060622_160722_000000502048_00441_22539_9338.N1	22-JUN-2006 16:07:22	Bright	50.000	155	41Pi Sgr	2.9000	6600.0	100	22539	No
174	GOM_NL__2PRFIN20060622_161618_000000392048_00441_22539_9339.N1	22-JUN-2006 16:16:18	Bright	39.000	126	60Bet Oph	2.7700	4250.0	78	22539	No
175	GOM_NL__2PRFIN20060622_161843_000000392048_00441_22539_9340.N1	22-JUN-2006 16:18:43	Bright	38.500	59	55Alp Oph	2.0800	8900.0	77	22539	No
176	GOM_NL__2PRFIN20060622_162832_000000482048_00441_22539_9341.N1	22-JUN-2006 16:28:32	Bright	47.500	5	3Alp Lyr	0.033000	11000.	95	22539	No
177	GOM_NL__2PRFIN20060622_163023_000000382048_00441_22539_9342.N1	22-JUN-2006 16:30:23	Bright	37.500	130	23Bet Dra	2.7990	5800.0	75	22539	No
178	GOM_NL__2PRFIN20060622_164015_000000462048_00441_22539_9343.N1	22-JUN-2006 16:40:15	Bright	45.500	89	5Alp Cep	2.4510	8000.0	91	22539	No
179	GOM_NL__2PRFIN20060622_164710_000000422048_00441_22539_9344.N1	22-JUN-2006 16:47:10	Bright	42.000	74	11Bet Cas	2.2680	6600.0	84	22539	No
180	GOM_NL__2PRFIN20060622_164841_000000442048_00441_22539_9345.N1	22-JUN-2006 16:48:41	Bright	44.000	68	18Alp Cas	2.2250	4500.0	88	22539	No
181	GOM_NL__2PRFIN20060622_165418_000000422048_00441_22539_9346.N1	22-JUN-2006 16:54:18	Bright	42.000	73	57Gam1And	2.2600	13100.	84	22539	No
182	GOM_NL__2PRFIN20060622_165642_000000462048_00441_22539_9347.N1	22-JUN-2006 16:56:42	Tw_i_and_stray	45.500	173	4Bet Tri	3.0040	8900.0	91	22539	No
183	GOM_NL__2PRFIN20060622_170031_000000512048_00441_22539_9348.N1	22-JUN-2006 17:00:31	Dark	50.500	50	13Alp Ari	2.0070	4250.0	101	22539	No
184	GOM_NL__2PRFIN20060622_172324_000000502048_00441_22539_9349.N1	22-JUN-2006 17:23:24	Dark	49.500	84	Alp Phe	2.3970	4500.0	99	22539	No
185	GOM_NL__2PRFIN20060622_172951_000000522048_00442_22540_9354.N1	22-JUN-2006 17:29:51	Dark	51.500	63	Bet Gru	2.1500	2800.0	103	22540	No
186	GOM_NL__2PRFIN20060622_173153_000000522048_00442_22540_9355.N1	22-JUN-2006 17:31:53	Straylight	52.000	31	Alp Gru	1.7340	15200.	104	22540	No
187	GOM_NL__2PRFIN20060622_173505_000000432048_00442_22540_9356.N1	22-JUN-2006 17:35:05	Straylight	43.000	45	Alp Pav	1.9400	26000.	86	22540	No
188	GOM_NL__2PRFIN20060622_174422_000000472048_00442_22540_9357.N1	22-JUN-2006 17:44:22	Tw_i_and_stray	47.000	38	20Eps Sgr	1.8360	11000.	94	22540	No
189	GOM_NL__2PRFIN20060622_174548_000000442048_00442_22540_9358.N1	22-JUN-2006 17:45:48	Tw_i_and_stray	43.500	116	19Del Sgr	2.7000	4100.0	87	22540	No
190	GOM_NL__2PRFIN20060622_174758_000000492048_00442_22540_9359.N1	22-JUN-2006 17:47:58	Bright	49.000	155	41Pi Sgr	2.9000	6600.0	98	22540	No
191	GOM_NL__2PRFIN20060622_175654_000000402048_00442_22540_9360.N1	22-JUN-2006 17:56:54	Bright	39.500	126	60Bet Oph	2.7700	4250.0	79	22540	No
192	GOM_NL__2PRFIN20060622_175919_000000402048_00442_22540_9361.N1	22-JUN-2006 17:59:19	Bright	39.500	59	55Alp Oph	2.0800	8900.0	79	22540	No
193	GOM_NL__2PRFIN20060622_180907_000000482048_00442_22540_9362.N1	22-JUN-2006 18:09:07	Bright	48.000	5	3Alp Lyr	0.033000	11000.	96	22540	No
194	GOM_NL__2PRFIN20060622_181059_000000392048_00442_22540_9363.N1	22-JUN-2006 18:10:59	Bright	38.500	130	23Bet Dra	2.7990	5800.0	77	22540	No
195	GOM_NL__2PRFIN20060622_182050_000000472048_00442_22540_9364.N1	22-JUN-2006 18:20:50	Bright	46.500	89	5Alp Cep	2.4510	8000.0	93	22540	No
196	GOM_NL__2PRFIN20060622_182746_000000472048_00442_22540_9365.N1	22-JUN-2006 18:27:46	Bright	46.500	74	11Bet Cas	2.2680	6600.0	93	22540	No
197	GOM_NL__2PRFIN20060622_182917_000000462048_00442_22540_9366.N1	22-JUN-2006 18:29:17	Bright	46.000	68	18Alp Cas	2.2250	4500.0	92	22540	No
198	GOM_NL__2PRFIN20060622_183455_000000452048_00442_22540_9367.N1	22-JUN-2006 18:34:55	Bright	44.500	73	57Gam1And	2.2600	13100.	89	22540	No
199	GOM_NL__2PRFIN20060622_183718_000000432048_00442_22540_9368.N1	22-JUN-2006 18:37:18	Tw_i_and_stray	42.500	173	4Bet Tri	3.0040	8900.0	85	22540	No
200	GOM_NL__2PRFIN20060622_184108_000000502048_00442_22540_9369.N1	22-JUN-2006 18:41:08	Dark	49.500	50	13Alp Ari	2.0070	4250.0	99	22540	No
201	GOM_NL__2PRFIN20060622_190401_000000462048_00442_22540_9370.N1	22-JUN-2006 19:04:01	Dark	46.000	84	Alp Phe	2.3970	4500.0	92	22540	No
202	GOM_NL__2PRFIN20060622_191028_000000542048_00443_22541_9355.N1	22-JUN-2006 19:10:28	Dark	53.500	63	Bet Gru	2.1500	2800.0	107	22541	No
203	GOM_NL__2PRFIN20060622_191230_000000502048_00443_22541_9356.N1	22-JUN-2006 19:12:30	Straylight	50.000	31	Alp Gru	1.7340	15200.	100	22541	No
204	GOM_NL__2PRFIN20060622_191542_000000412048_00443_22541_9357.N1	22-JUN-2006 19:15:42	Straylight	40.500	45	Alp Pav	1.9400	26000.	81	22541	No
205	GOM_NL__2PRFIN20060622_192458_000000452048_00443_22541_9358.N1	22-JUN-2006 19:24:58	Tw_i_and_stray	45.000	38	20Eps Sgr	1.8360	11000.	90	22541	No
206	GOM_NL__2PRFIN20060622_192624_000000472048_00443_22541_9359.N1	22-JUN-2006 19:26:24	Tw_i_and_stray	46.500	116	19Del Sgr	2.7000	4100.0	93	22541	No
207	GOM_NL__2PRFIN20060622_192835_000000512048_00443_22541_9360.N1	22-JUN-2006 19:28:35	Bright	50.500	155	41Pi Sgr	2.9000	6600.0	101	22541	No
208	GOM_NL__2PRFIN20060622_193729_000000402048_00443_22541_9361.N1	22-JUN-2006 19:37:29	Bright	39.500	126	60Bet Oph	2.7700	4250.0	79	22541	No
209	GOM_NL__2PRFIN20060622_193954_000000392048_00443_22541_9362.N1	22-JUN-2006 19:39:54	Bright	38.500	59	55Alp Oph	2.0800	8900.0	77	22541	No
210	GOM_NL__2PRFIN20060622_194942_000000512048_00443_22541_9363.N1	22-JUN-2006 19:49:42	Bright	50.500	5	3Alp Lyr	0.033000	11000.	101	22541	No
211	GOM_NL__2PRFIN20060622_195135_000000382048_00443_22541_9364.N1	22-JUN-2006 19:51:35	Bright	38.000	130	23Bet Dra	2.7990	5800.0	76	22541	No
212	GOM_NL__2PRFIN20060622_200125_000000462048_00443_22541_9365.N1	22-JUN-2006 20:01:25	Bright	46.000	89	5Alp Cep	2.4510	8000.0	92	22541	No
213	GOM_NL__2PRFIN20060622_200821_000000672048_00443_22541_9366.N1	22-JUN-2006 20:08:21	Bright	67.000	74	11Bet Cas	2.2680	6600.0	134	22541	No
214	GOM_NL__2PRFIN20060622_200953_000000472048_00443_22541_9367.N1	22-JUN-2006 20:09:53	Bright	46.500	68	18Alp Cas	2.2250	4500.0	93	22541	No
215	GOM_NL__2PRFIN20060622_201531_000000422048_00443_22541_9368.N1	22-JUN-2006 20:15:31	Bright	41.500	73	57Gam1And	2.2600	13100.	83	22541	No
216	GOM_NL__2PRFIN20060622_201754_000000452048_00443_22541_9369.N1	22-JUN-2006 20:17:54	Tw_i_and_stray	45.000	173	4Bet Tri	3.0040	8900.0	90	22541	No
217	GOM_NL__2PRFIN20060622_202144_000000512048_00443_22541_9370.N1	22-JUN-2006 20:21:44	Dark	51.000	50	13Alp Ari	2.0070	4250.0	102	22541	No
218	GOM_NL__2PRFIN20060622_204438_000000472048_00443_22541_9371.N1	22-JUN-2006 20:44:38	Dark	47.000	84	Alp Phe	2.3970	4500.0	94	22541	No
219	GOM_NL__2PRFIN20060622_205104_000000512048_00444_22542_9356.N1	22-JUN-2006 20:51:04	Dark	51.000	63	Bet Gru	2.1500	2800.0	102	22542	No

220	GOM_NL__2PRFIN20060622_205307_000000542048_00444_22542_9357.N1	22-JUN-2006 20:53:07	Straylight	54.000	31	Alp Gru	1.7340	15200.	108	22542	No
221	GOM_NL__2PRFIN20060622_205618_000000432048_00444_22542_9358.N1	22-JUN-2006 20:56:18	Straylight	42.500	45	Alp Pav	1.9400	26000.	85	22542	No
222	GOM_NL__2PRFIN20060622_210535_000000452048_00444_22542_9359.N1	22-JUN-2006 21:05:35	Twilight_stray	45.000	38	20Eps Sgr	1.8360	11000.	90	22542	No
223	GOM_NL__2PRFIN20060622_210700_000000452048_00444_22542_9360.N1	22-JUN-2006 21:07:00	Twilight_stray	44.500	116	19Del Sgr	2.7000	4100.0	89	22542	No
224	GOM_NL__2PRFIN20060622_210911_000000502048_00444_22542_9361.N1	22-JUN-2006 21:09:11	Bright	50.000	155	41Pi Sgr	2.9000	6600.0	100	22542	No
225	GOM_NL__2PRFIN20060622_211805_000000402048_00444_22542_9362.N1	22-JUN-2006 21:18:05	Bright	39.500	126	60Bet Oph	2.7700	4250.0	79	22542	No
226	GOM_NL__2PRFIN20060622_212030_000000382048_00444_22542_9363.N1	22-JUN-2006 21:20:30	Bright	38.000	59	55Alp Oph	2.0800	8900.0	76	22542	No
227	GOM_NL__2PRFIN20060622_213018_000000512048_00444_22542_9364.N1	22-JUN-2006 21:30:18	Bright	50.500	5	3Alp Lyr	0.033000	11000.	101	22542	No
228	GOM_NL__2PRFIN20060622_213211_000000412048_00444_22542_9365.N1	22-JUN-2006 21:32:11	Bright	40.500	130	23Bet Dra	2.7990	5800.0	81	22542	No
229	GOM_NL__2PRFIN20060622_214200_000000472048_00444_22542_9366.N1	22-JUN-2006 21:42:00	Bright	46.500	89	5Alp Cep	2.4510	8000.0	93	22542	No
230	GOM_NL__2PRFIN20060622_214857_000000442048_00444_22542_9367.N1	22-JUN-2006 21:48:57	Bright	43.500	74	11Bet Cas	2.2680	6600.0	87	22542	No
231	GOM_NL__2PRFIN20060622_215028_000000652048_00444_22542_9368.N1	22-JUN-2006 21:50:28	Bright	65.000	68	18Alp Cas	2.2250	4500.0	130	22542	No
232	GOM_NL__2PRFIN20060622_215606_000000422048_00444_22542_9369.N1	22-JUN-2006 21:56:06	Bright	41.500	73	57Gam1And	2.2600	13100.	83	22542	No
233	GOM_NL__2PRFIN20060622_215830_000000442048_00444_22542_9370.N1	22-JUN-2006 21:58:30	Twilight_stray	43.500	173	4Bet Tri	3.0040	8900.0	87	22542	No
234	GOM_NL__2PRFIN20060622_220220_000000532048_00444_22542_9371.N1	22-JUN-2006 22:02:20	Dark	53.000	50	13Alp Ari	2.0070	4250.0	106	22542	No
235	GOM_NL__2PRFIN20060622_222515_000000542048_00444_22542_9372.N1	22-JUN-2006 22:25:15	Dark	54.000	84	Alp Phe	2.3970	4500.0	108	22542	No
236	GOM_NL__2PRFIN20060622_223141_000000532048_00445_22543_9357.N1	22-JUN-2006 22:31:41	Dark	52.500	63	Bet Gru	2.1500	2800.0	105	22543	No
237	GOM_NL__2PRFIN20060622_223344_000000492048_00445_22543_9358.N1	22-JUN-2006 22:33:44	Straylight	48.500	31	Alp Gru	1.7340	15200.	97	22543	No
238	GOM_NL__2PRFIN20060622_223655_000000402048_00445_22543_9359.N1	22-JUN-2006 22:36:55	Straylight	40.000	45	Alp Pav	1.9400	26000.	80	22543	No
239	GOM_NL__2PRFIN20060622_224611_000000482048_00445_22543_9360.N1	22-JUN-2006 22:46:11	Twilight_stray	47.500	38	20Eps Sgr	1.8360	11000.	95	22543	No
240	GOM_NL__2PRFIN20060622_224736_000000552048_00445_22543_9361.N1	22-JUN-2006 22:47:36	Bright	54.500	116	19Del Sgr	2.7000	4100.0	109	22543	No
241	GOM_NL__2PRFIN20060622_224947_000000482048_00445_22543_9362.N1	22-JUN-2006 22:49:47	Bright	48.000	155	41Pi Sgr	2.9000	6600.0	96	22543	No
242	GOM_NL__2PRFIN20060622_225841_000000402048_00445_22543_9363.N1	22-JUN-2006 22:58:41	Bright	39.500	126	60Bet Oph	2.7700	4250.0	79	22543	No
243	GOM_NL__2PRFIN20060622_230106_000000392048_00445_22543_9364.N1	22-JUN-2006 23:01:06	Bright	39.000	59	55Alp Oph	2.0800	8900.0	78	22543	No
244	GOM_NL__2PRFIN20060622_231053_000000422048_00445_22543_9365.N1	22-JUN-2006 23:10:53	Bright	42.000	5	3Alp Lyr	0.033000	11000.	84	22543	No
245	GOM_NL__2PRFIN20060622_231246_000000372048_00445_22543_9366.N1	22-JUN-2006 23:12:46	Bright	37.000	130	23Bet Dra	2.7990	5800.0	74	22543	No
246	GOM_NL__2PRFIN20060622_232236_000000472048_00445_22543_9367.N1	22-JUN-2006 23:22:36	Bright	46.500	89	5Alp Cep	2.4510	8000.0	93	22543	No
247	GOM_NL__2PRFIN20060622_232933_000000452048_00445_22543_9368.N1	22-JUN-2006 23:29:33	Bright	45.000	74	11Bet Cas	2.2680	6600.0	90	22543	No
248	GOM_NL__2PRFIN20060622_233104_000000452048_00445_22543_9369.N1	22-JUN-2006 23:31:04	Bright	45.000	68	18Alp Cas	2.2250	4500.0	90	22543	No
249	GOM_NL__2PRFIN20060622_233642_000000452048_00445_22543_9370.N1	22-JUN-2006 23:36:42	Bright	44.500	73	57Gam1And	2.2600	13100.	89	22543	No
250	GOM_NL__2PRFIN20060622_233907_000000452048_00445_22543_9371.N1	22-JUN-2006 23:39:07	Twilight_stray	44.500	173	4Bet Tri	3.0040	8900.0	89	22543	No
251	GOM_NL__2PRFIN20060622_234256_000000542048_00445_22543_9372.N1	22-JUN-2006 23:42:56	Dark	53.500	50	13Alp Ari	2.0070	4250.0	107	22543	No

3. Quality information per product

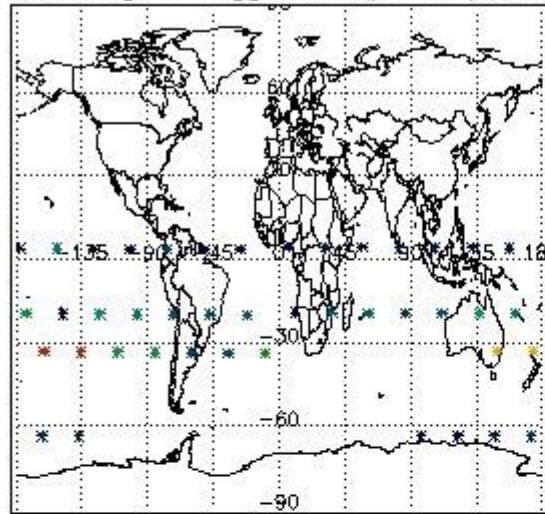
In this section it is plotted some information contained in the Quality Summary data set of the level 2 products. Only products in dark limb conditions and without errors (error flag in the MPH set to "0") are used.

3.1 Plot quality information per product (time dependant)

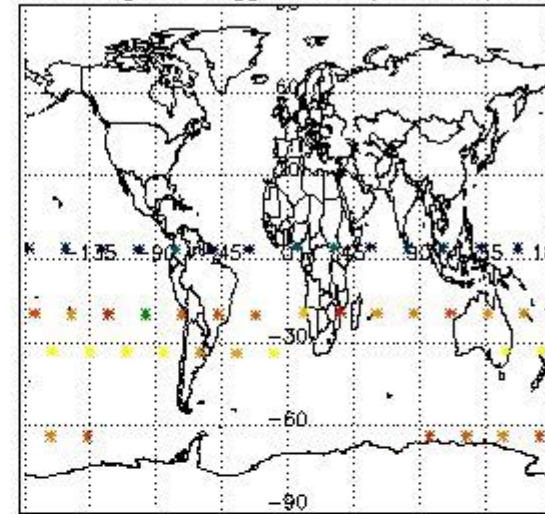


3.2 Plot quality information per product (world map)

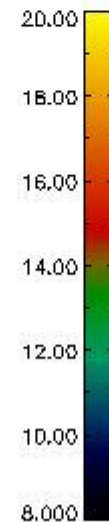
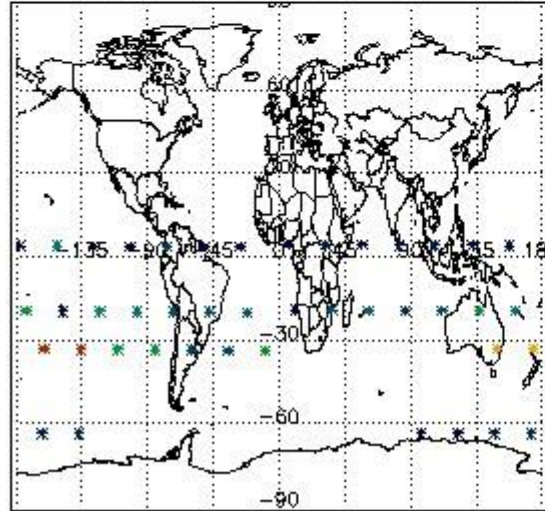
Percentage of flagged data per O3 profile



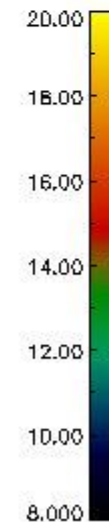
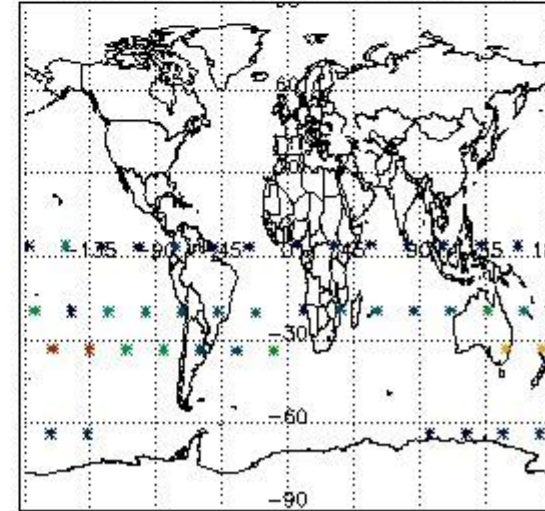
Percentage of flagged data per H2O profile



Percentage of flagged data per NO2 profile



Percentage of flagged data per NO3 profile

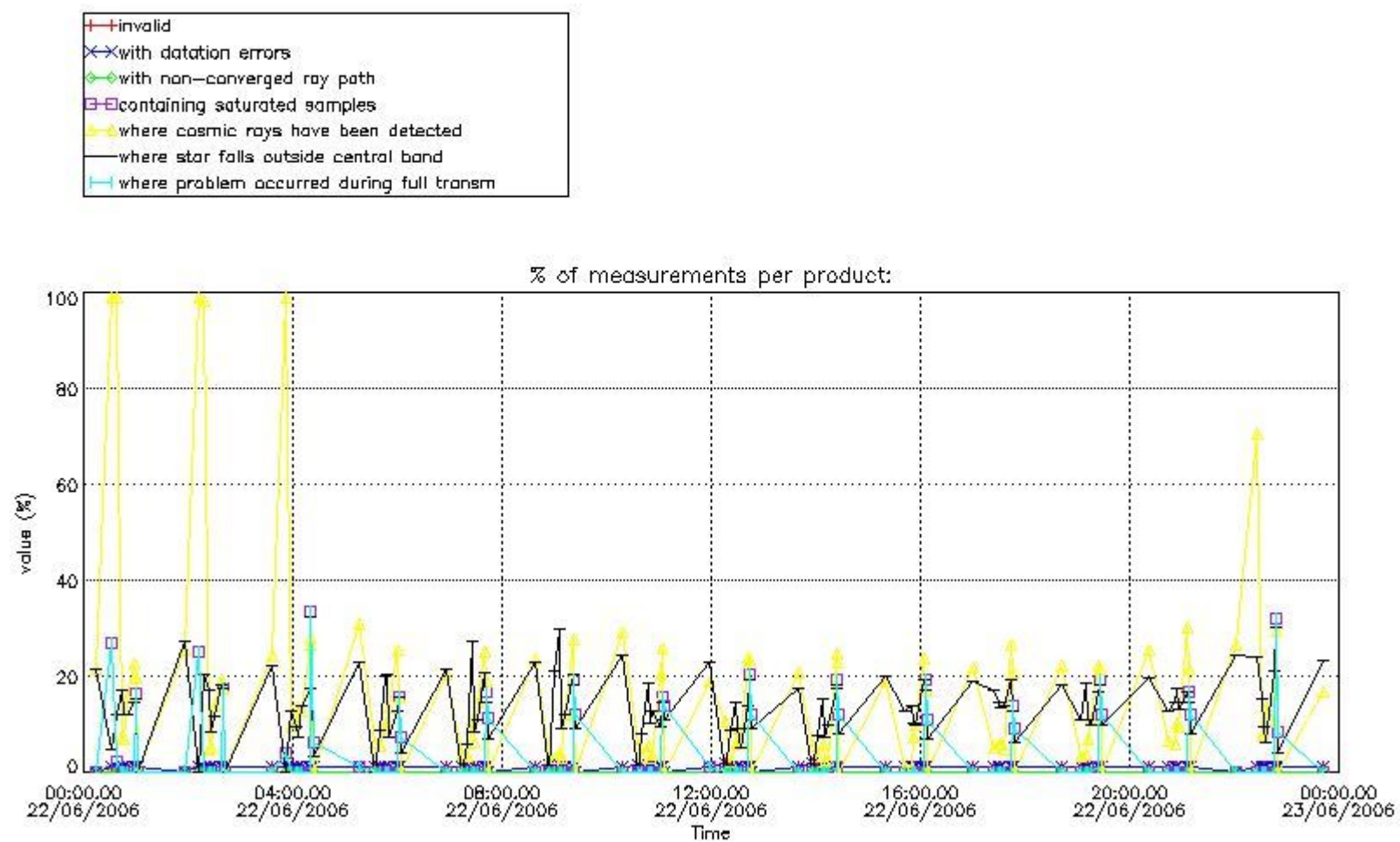


4. Level 1 quality information per product

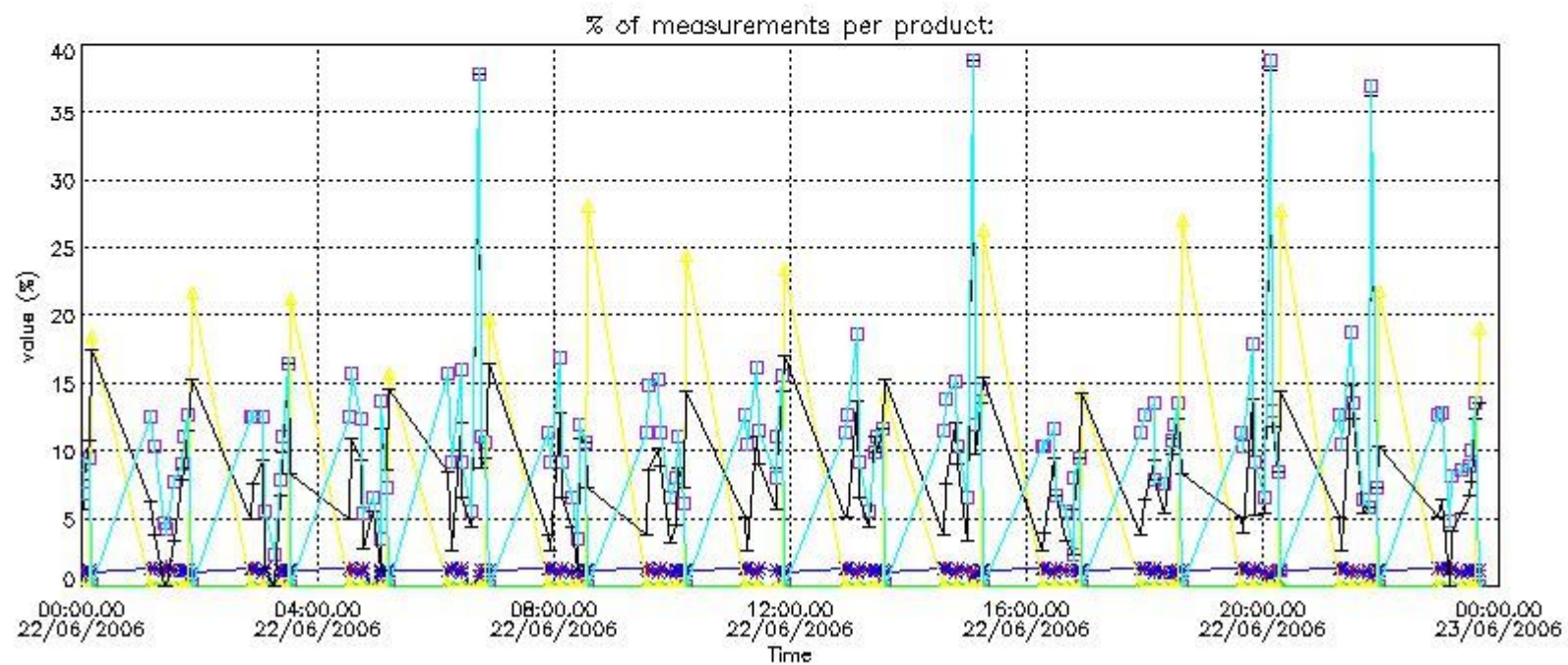
In this section it is plotted some information contained in the Quality Summary data set of the level 2 products that comes from the level 1b processing. Products without errors (error flag in the MPH set to "0") are used.

4.1 Plot quality information per product (time dependant) coming from level 1b processing

4.1.1 Plot level 1 quality information per product (time dependant): ENVISAT ASCENDING passes

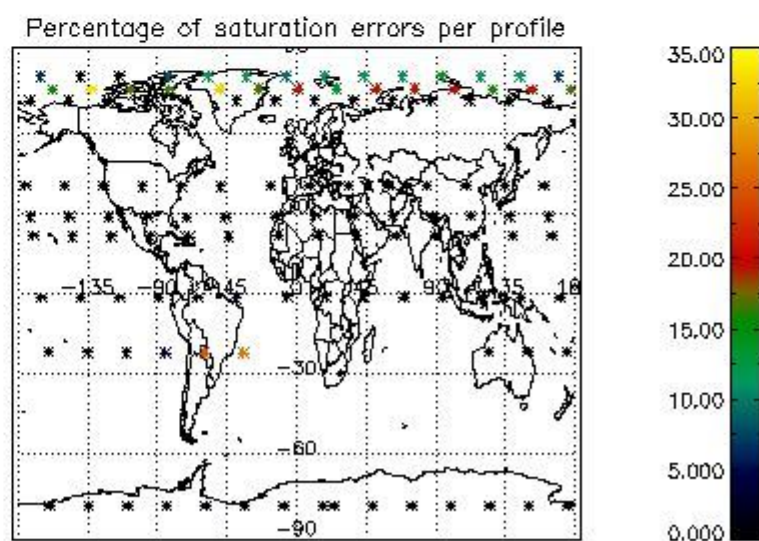
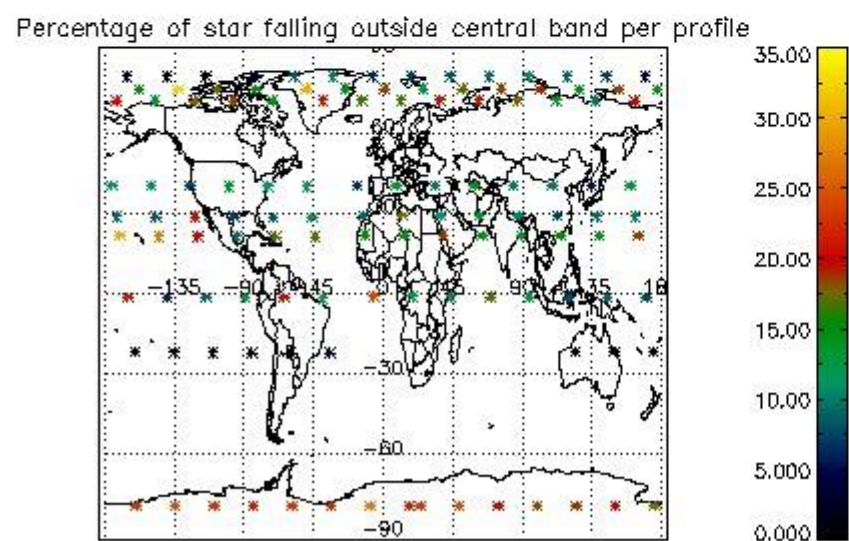
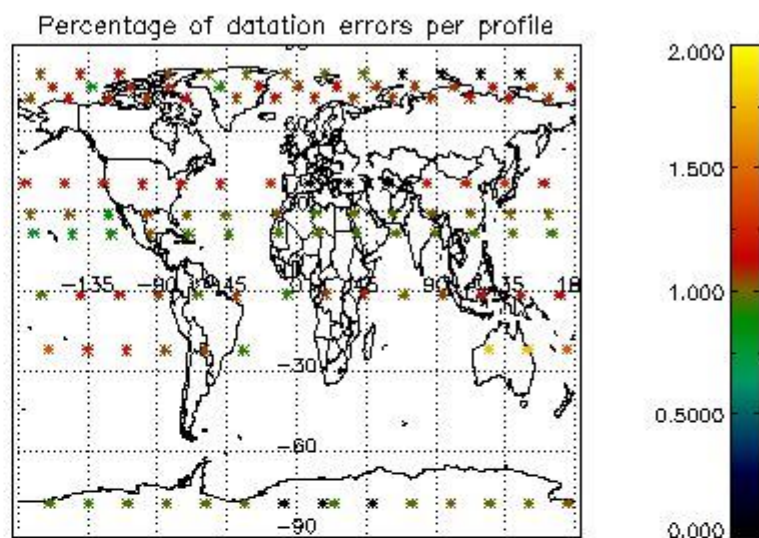
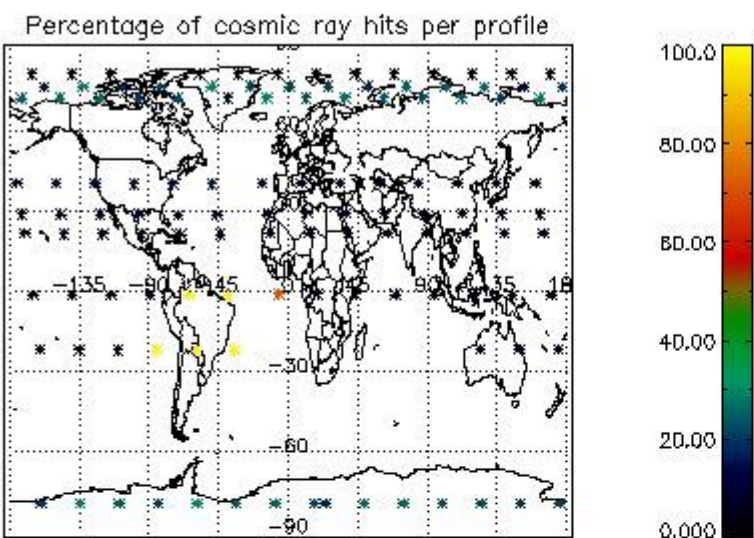


4.1.2 Plot level 1 quality information per product (time dependant): ENVI SAT DESCENDING passes

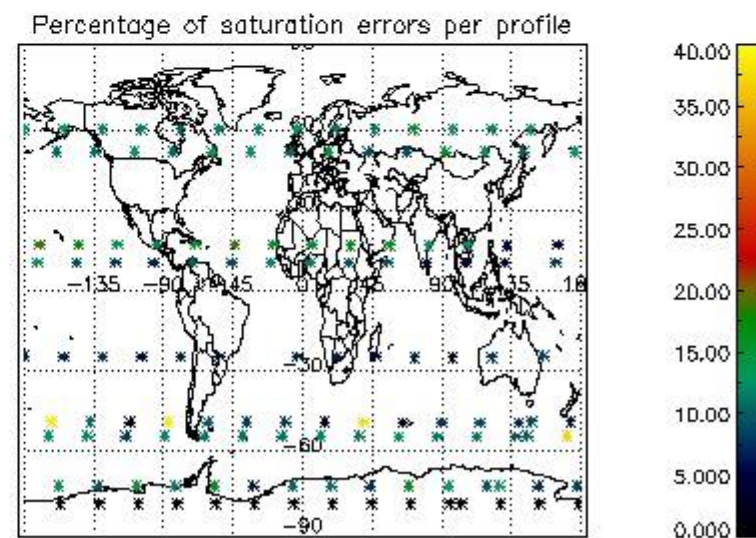
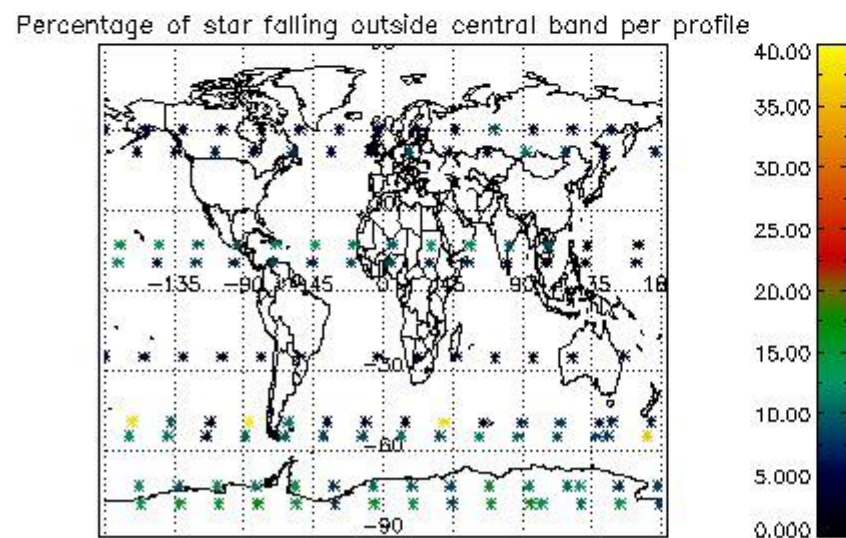
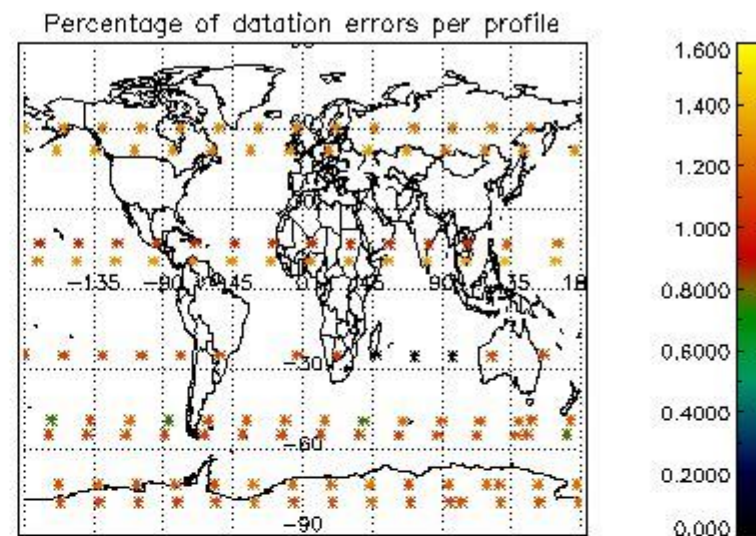
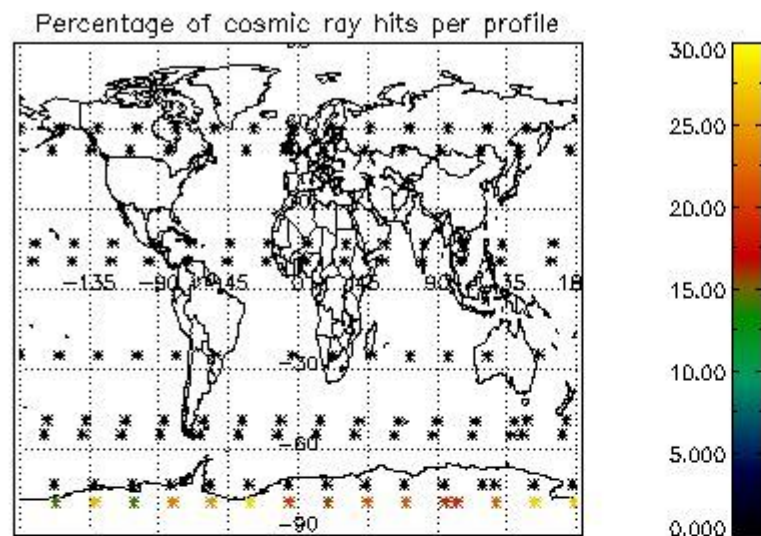


4.2 Plot quality information per product coming from level 1b processing (world map)

4.2.1 Plot level 1 quality information per product (world map): ENVISAT ASCENDING passes



4.2.2 Plot level 1 quality information per product (world map): ENVISAT DESCENDING passes



5. Trace gas profiles

5.1 Ozone statistics based on quality of products

The final quality of the products can be "measured" using the STD (Standard Deviation) attached to every point profile. This information is written to the parameter GOM_NL__2P/NL_LOCAL_SPECIES_DENSITY/o3_std of the level 2 products. The table below shows the statistics for given STD ranges.

The statistics are given with respect to the overall valid production:

- Products without fatal errors: GOM_NL__2P/MPH/PRODUCT_ERR=0
- Valid point profile: GOM_NL__2P/NL_LOCAL_SPECIES_DENSITY/pcd(0)=0

The 'Criteria' is applied to valid points of dark limb products:

- Products in dark limb illumination condition: GOM_NL__2P/NL_SUMMARY_QUALITY/obs_ill_cond=0
- Products without fatal errors: GOM_NL__2P/MPH/PRODUCT_ERR=0
- Valid point profile: GOM_NL__2P/NL_LOCAL_SPECIES_DENSITY/pcd(0)=0

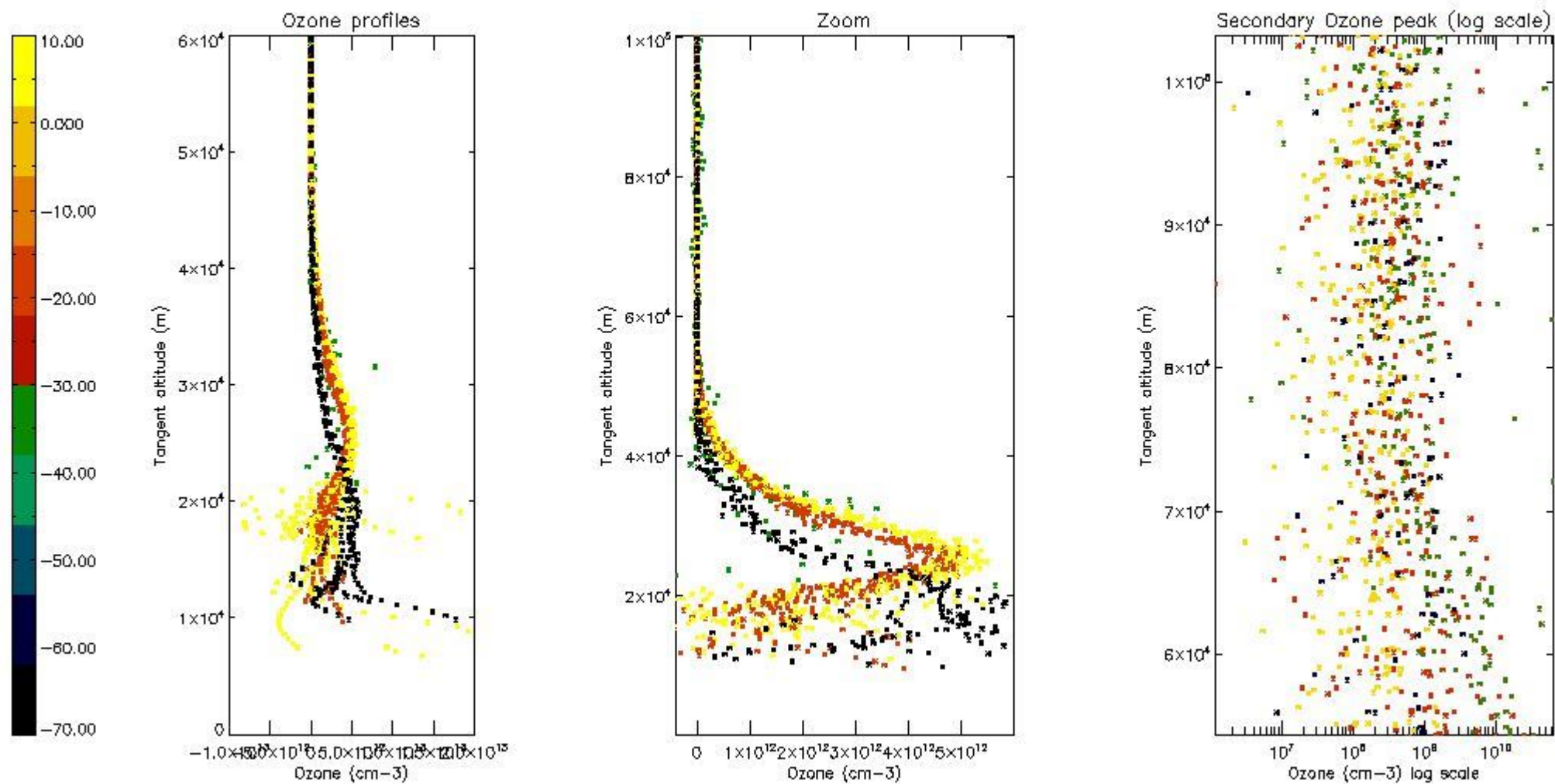
So, the table below shows the percentage of dark limb and valid observations for each criteria with respect to the overall valid daily observations.

Criteria	% of total production
All STD	19
STD < 20	4

STD < 10	2
STD < 5	0

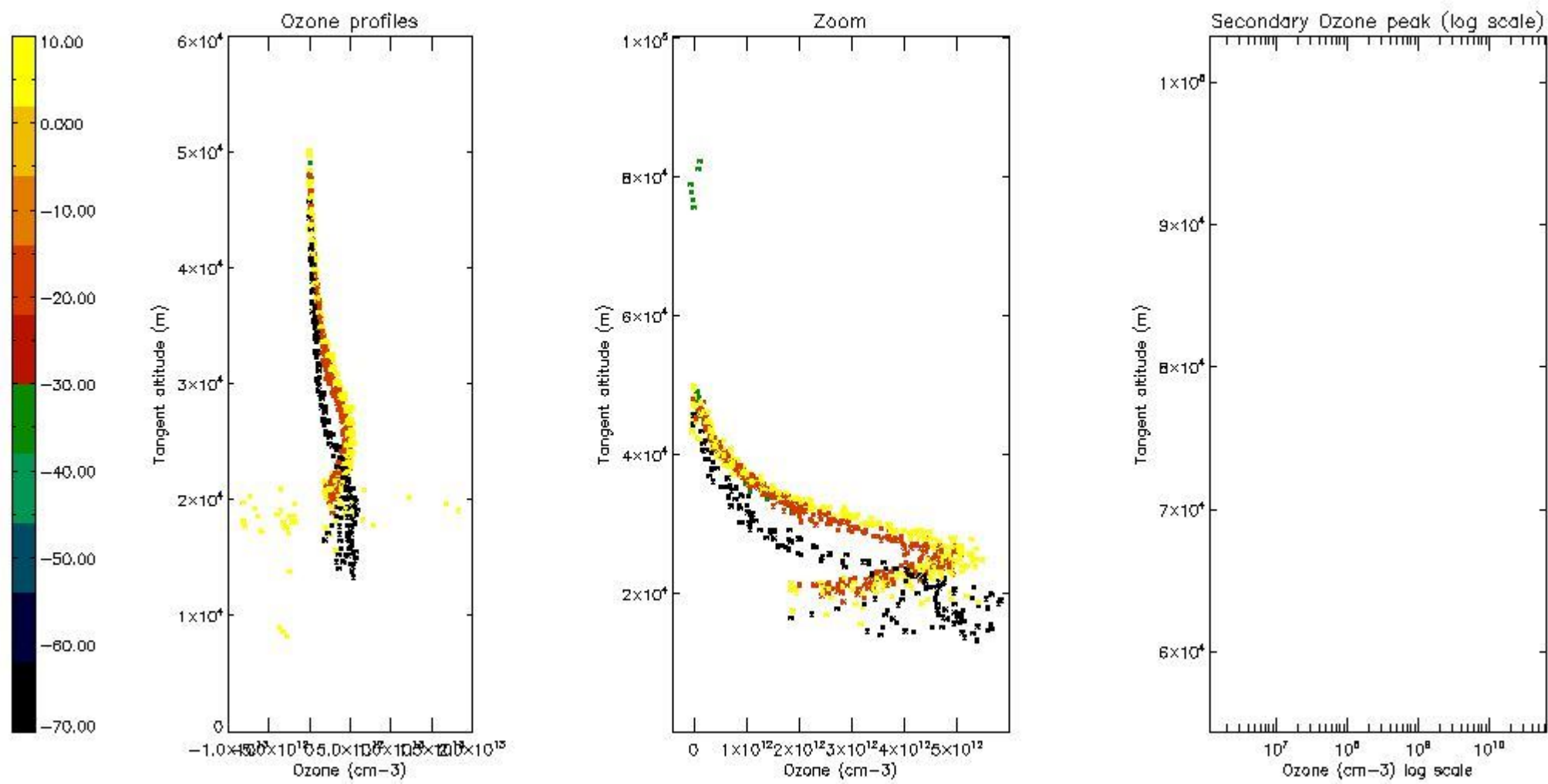
5.2 Plot ozone profiles for all STD (dark without errors)

The colorbar represents the latitude.



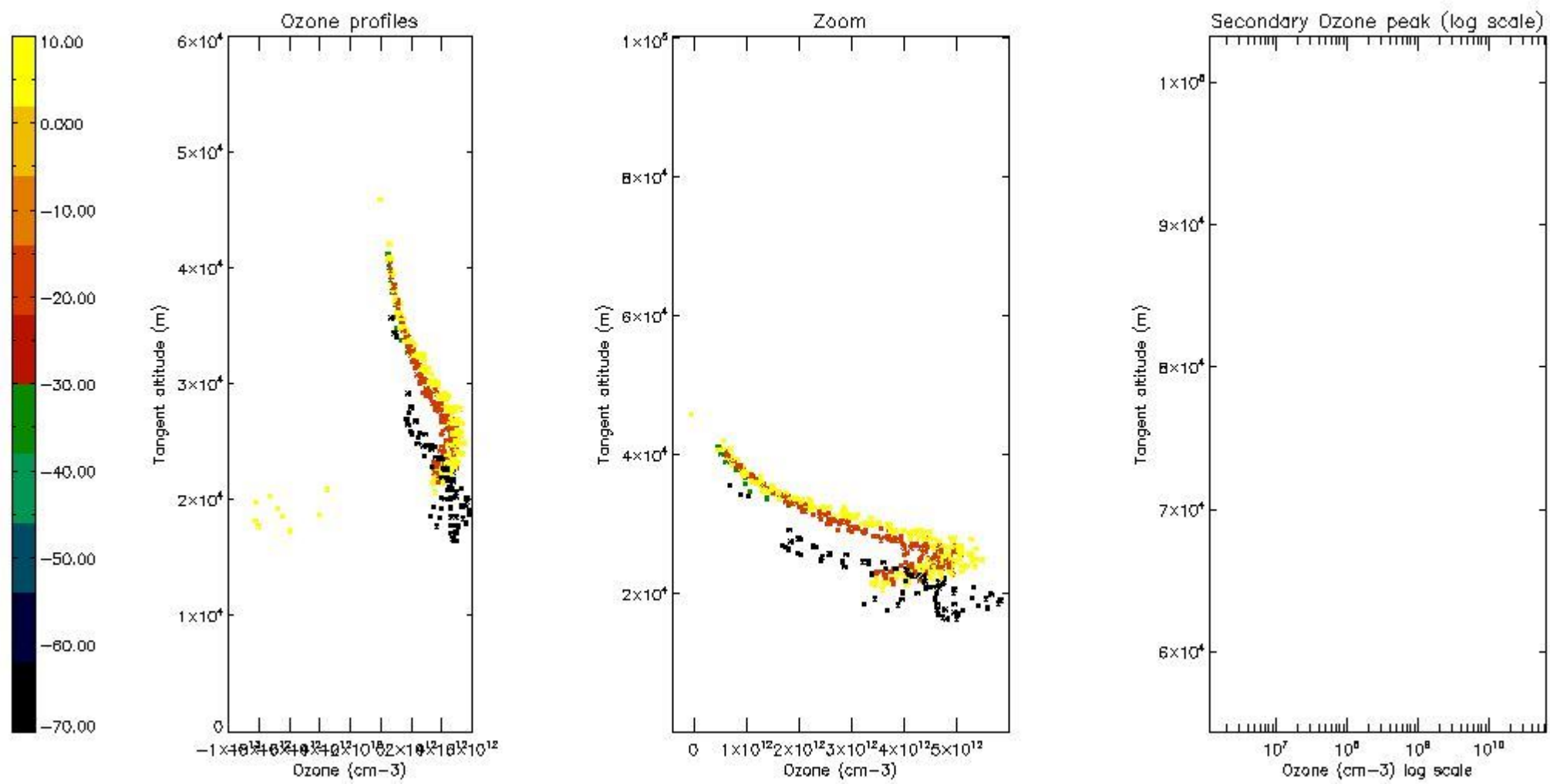
5.3 Plot ozone profiles where STD < 20% (dark without errors)

The colorbar represents the latitude.



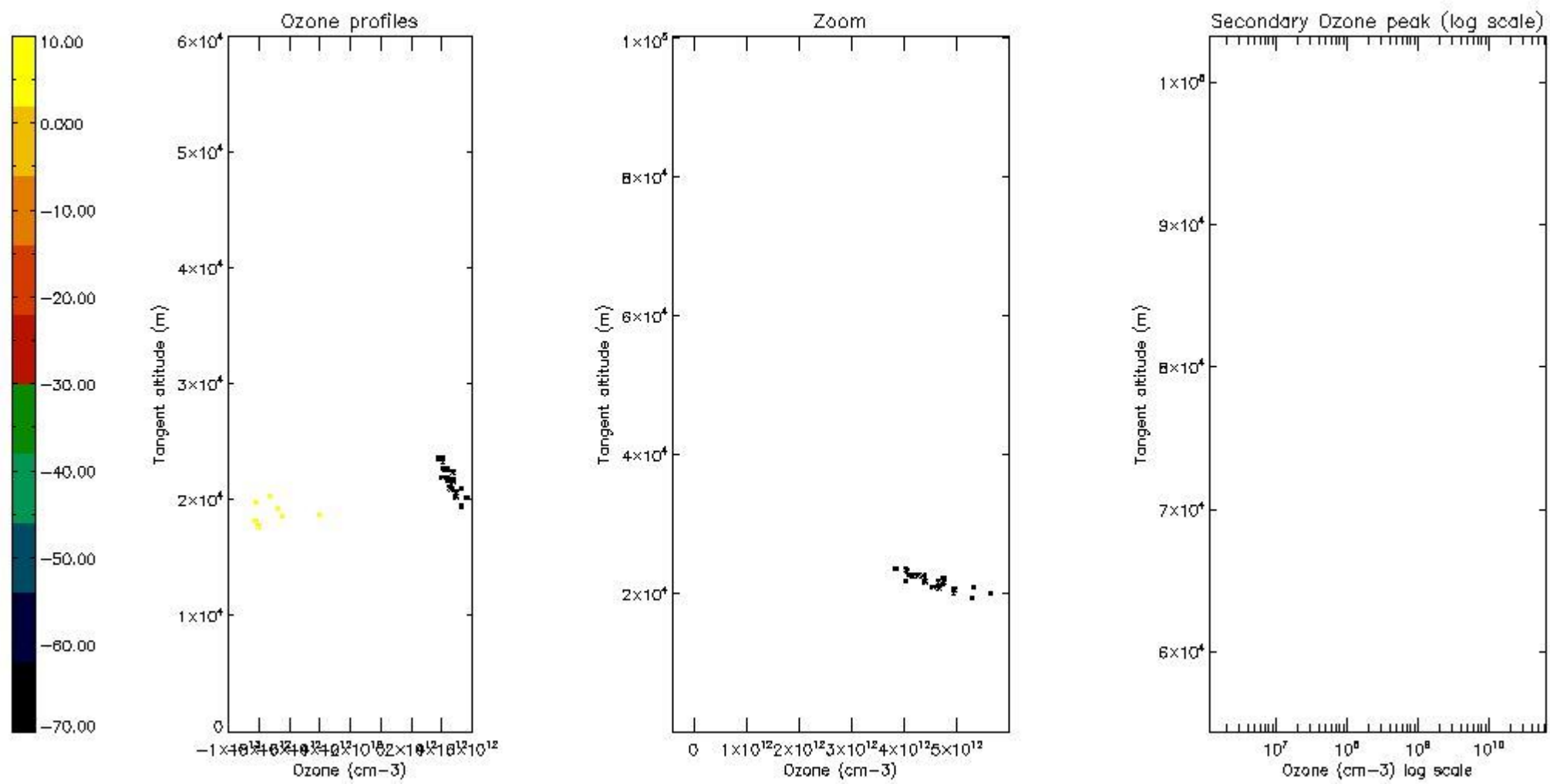
5.4 Plot ozone profiles where $STD < 10\%$ (dark without errors)

The colorbar represents the latitude.



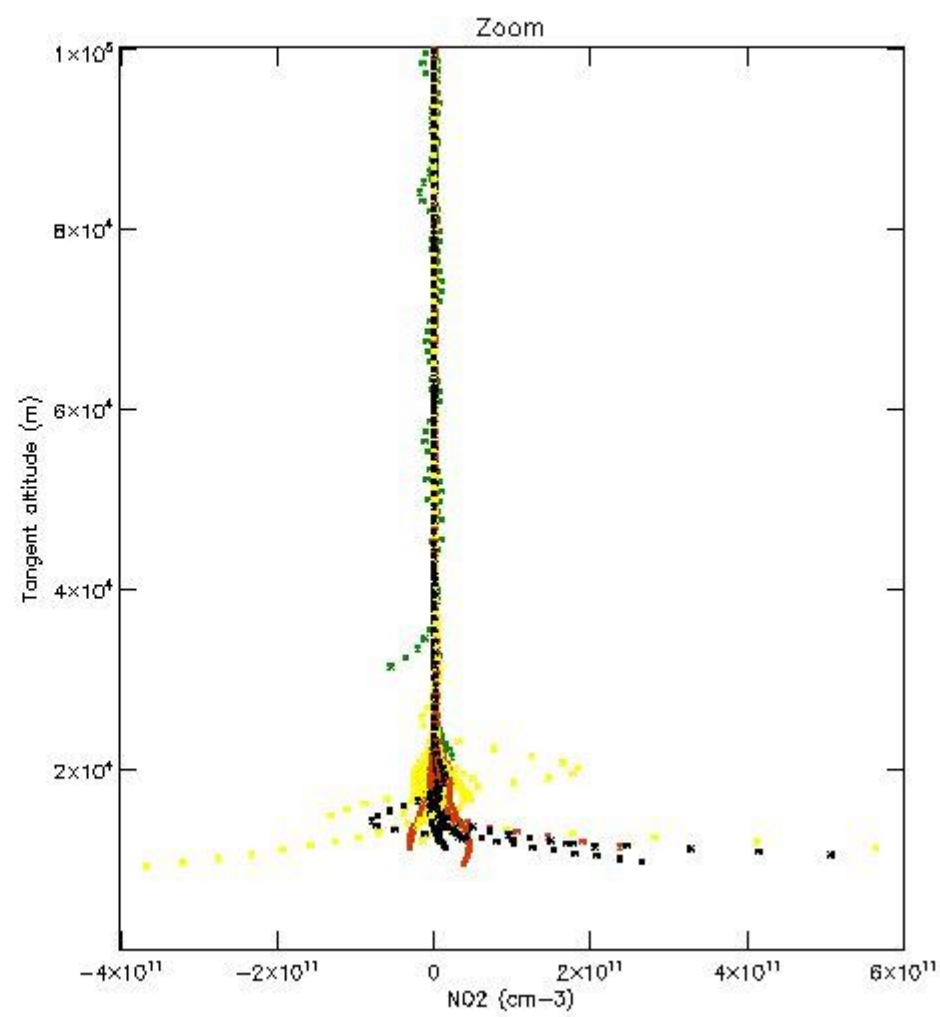
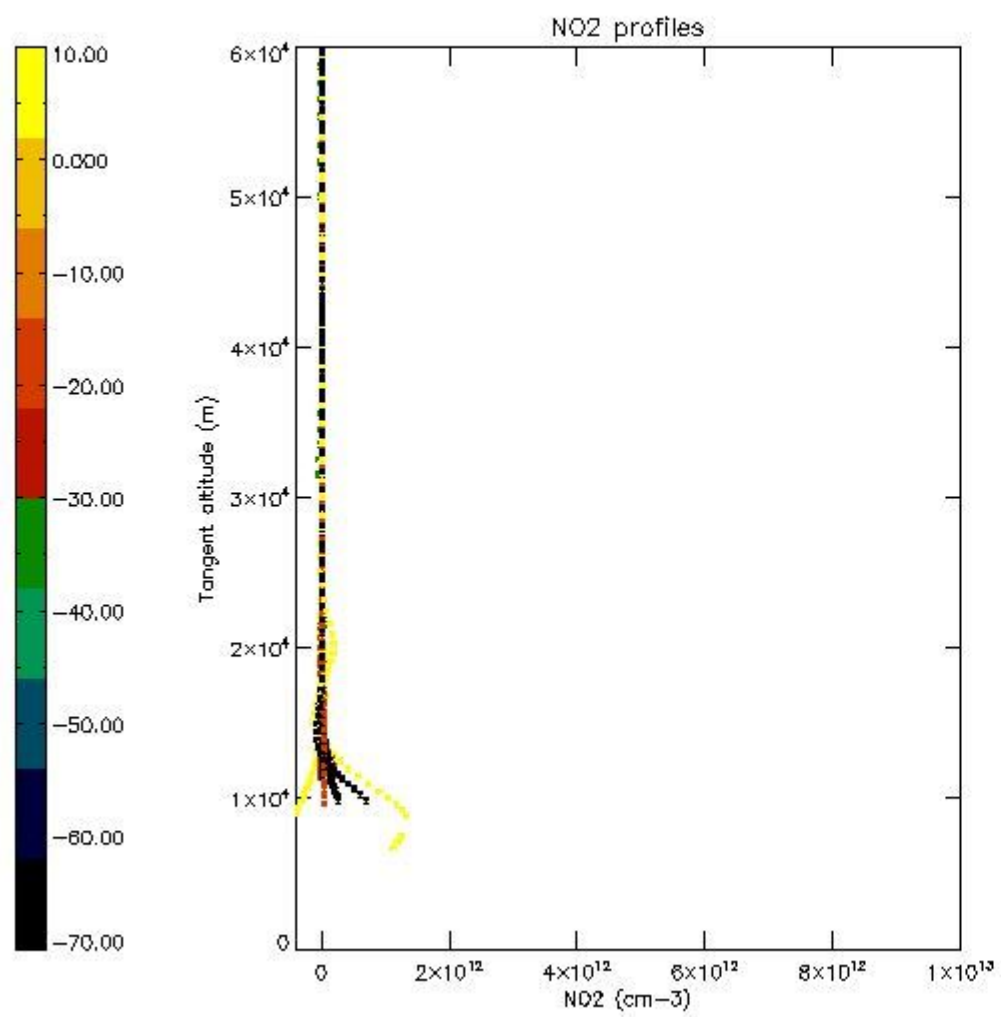
5.5 Plot ozone profiles where STD < 5% (dark without errors)

The colorbar represents the latitude.



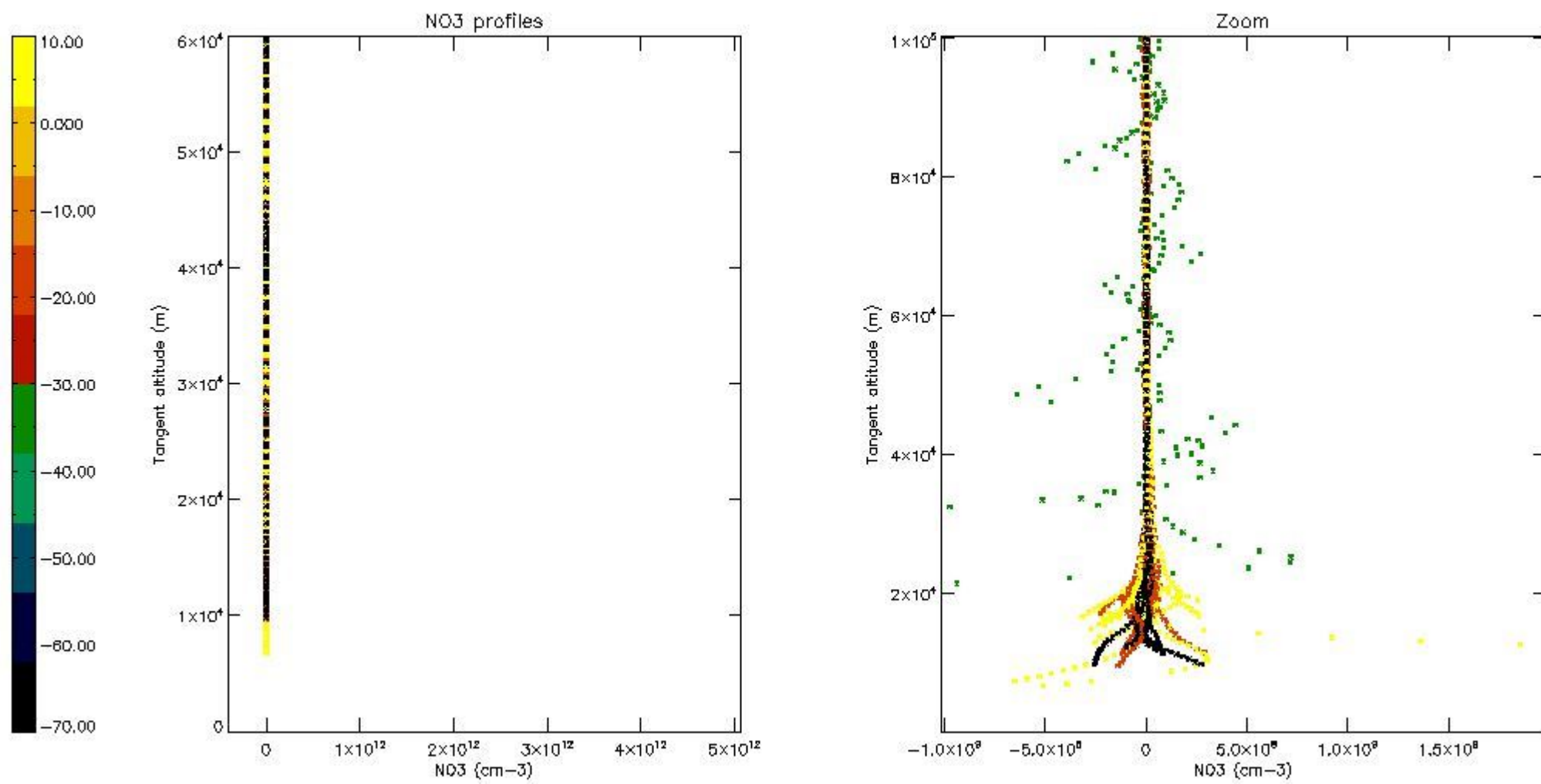
5.6 Plot NO₂ profiles for all STD (dark without errors)

The colorbar represents the latitude.



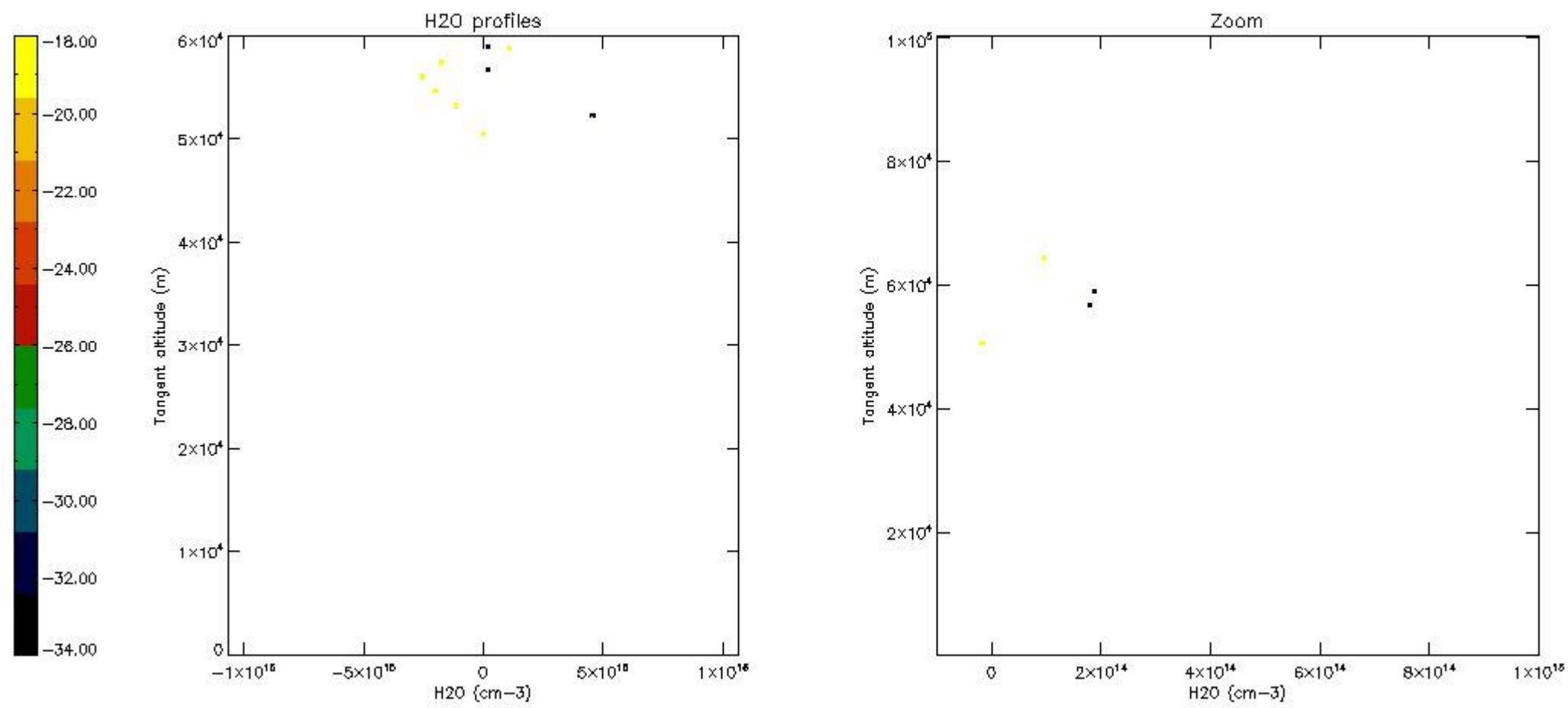
5.7 Plot NO3 profiles for all STD (dark without errors)

The colorbar represents the latitude.



5.8 Plot H2O profiles for all STD (only for occultations of stars 1,2,3,4,13,14,16,26,63 dark without errors)

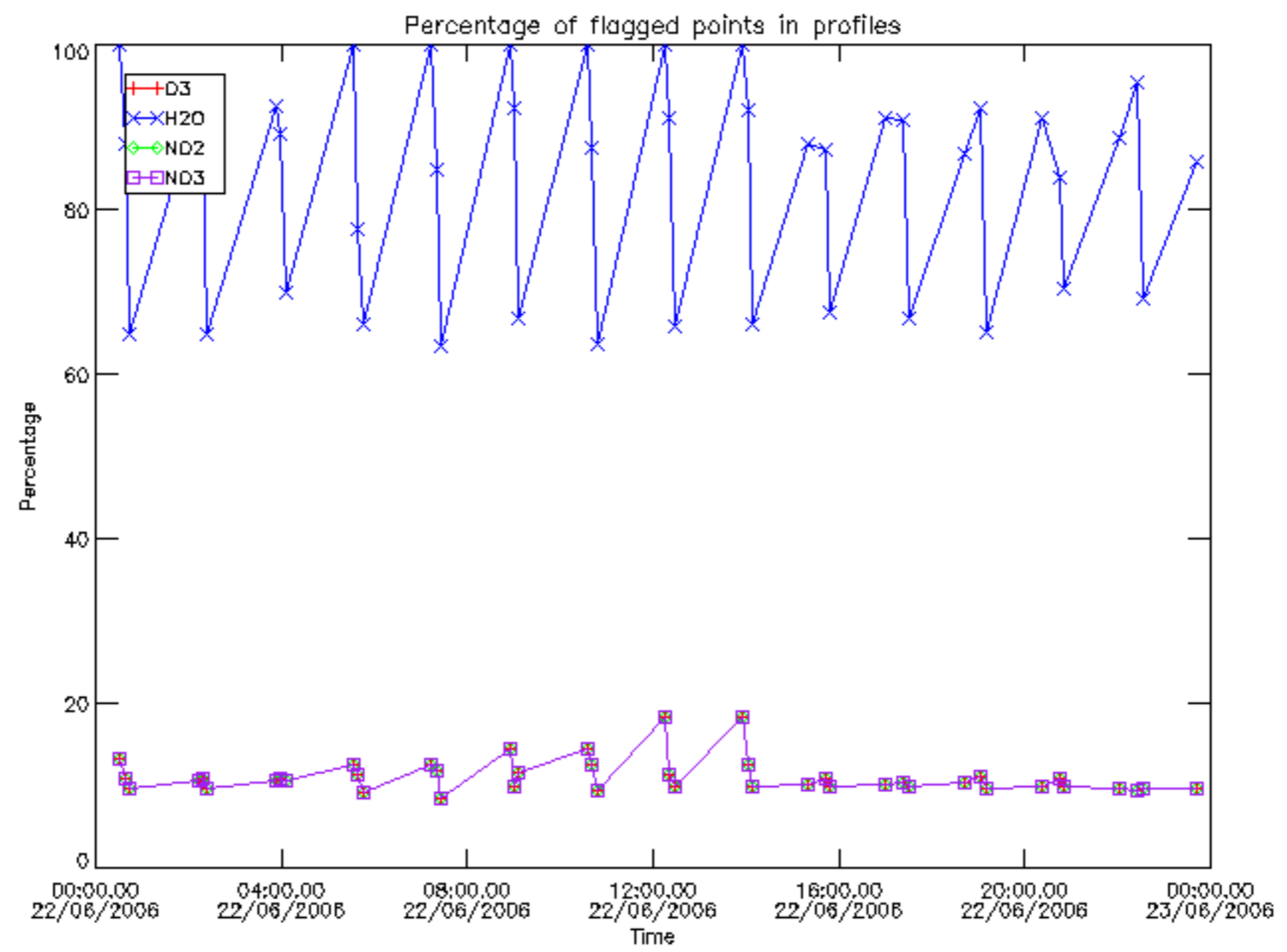
The colorbar represents the latitude.



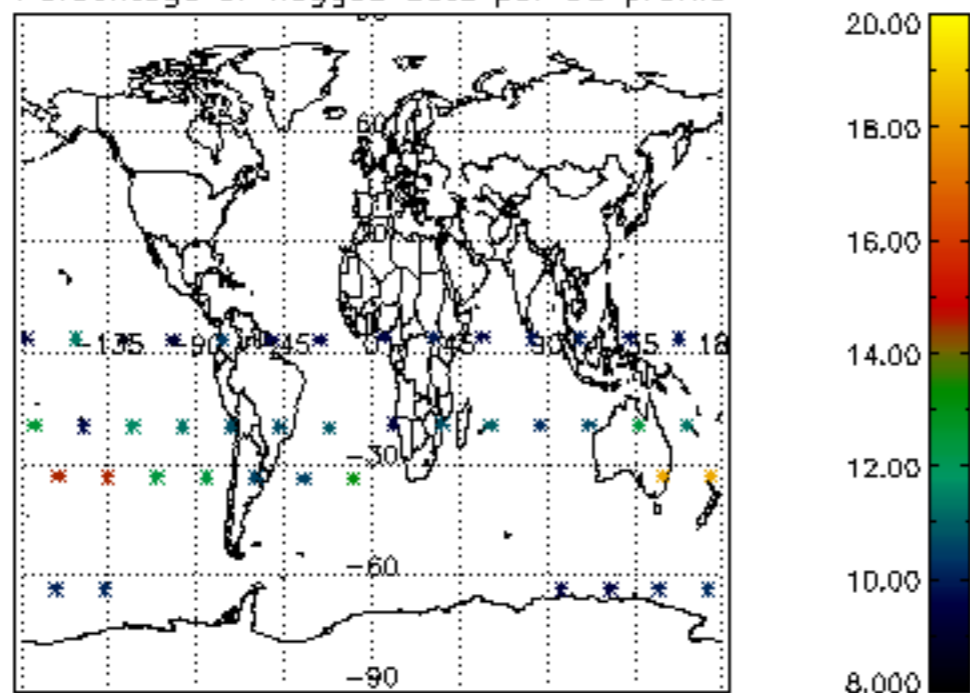
6. Auxiliary Data Files used for the production reported in section 2

The number reported in the third column indicates since which file (see list in section 2) the corresponding auxiliary file has been used. The fourth column is the date of those product files.

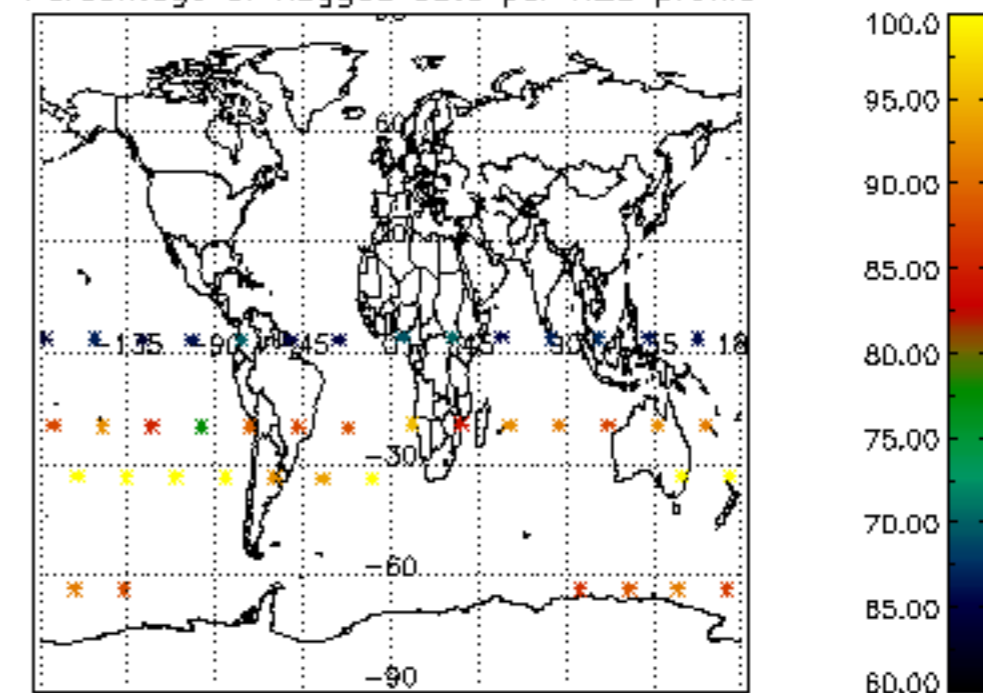
Type	Auxiliary Filename	Used since product	Used since product date
INST_PHYS_CHARACTERISTICS	GOM_INS_AXVIEC20091111_143220_20030716_120000_20500101_000000	1	22-JUN-2006 00:01:15
LEVEL-2_PROC_CONFIG	GOM_PR2_AXVIEC20091111_152718_20020301_000000_20500101_000000	1	22-JUN-2006 00:01:15
CROSS_SECTIONS_FILE	GOM_CRS_AXVIEC20091111_154832_20020301_000000_20500101_000000	1	22-JUN-2006 00:01:15



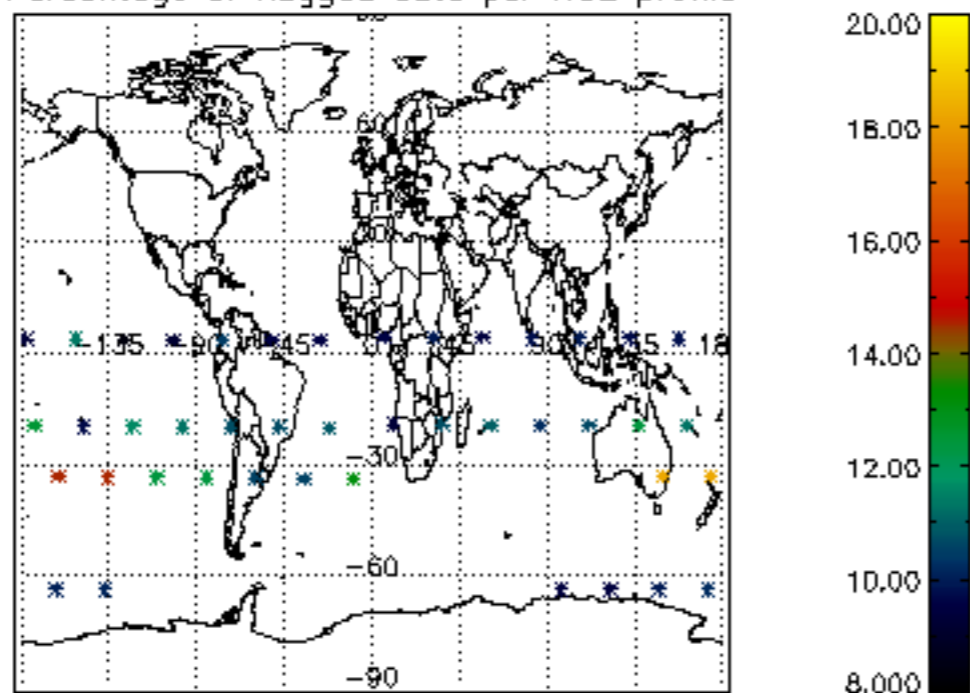
Percentage of flagged data per D3 profile



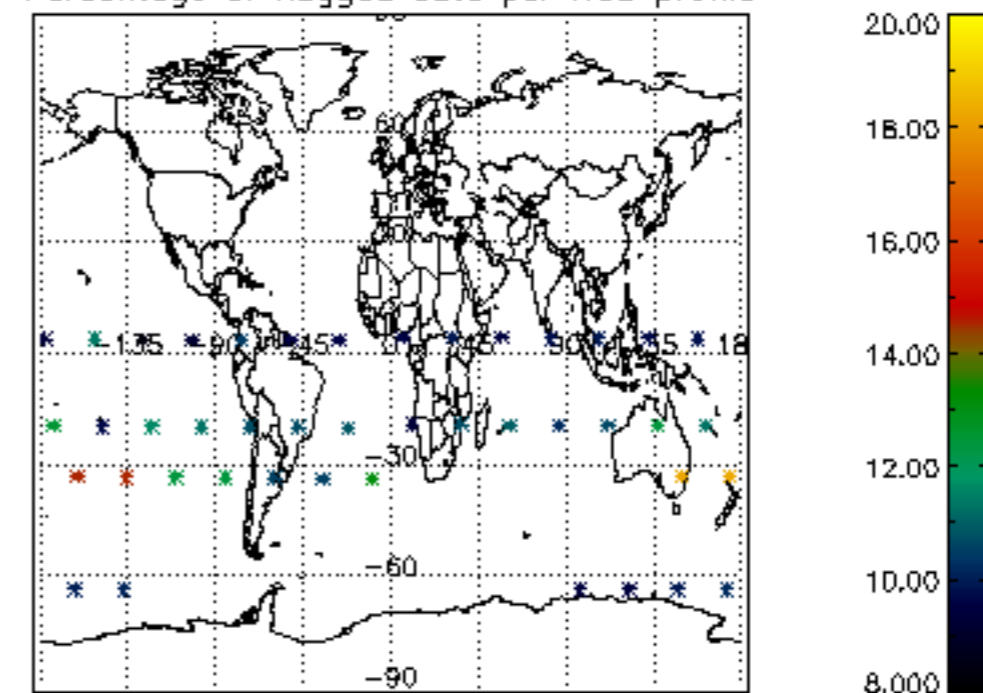
Percentage of flagged data per H2O profile

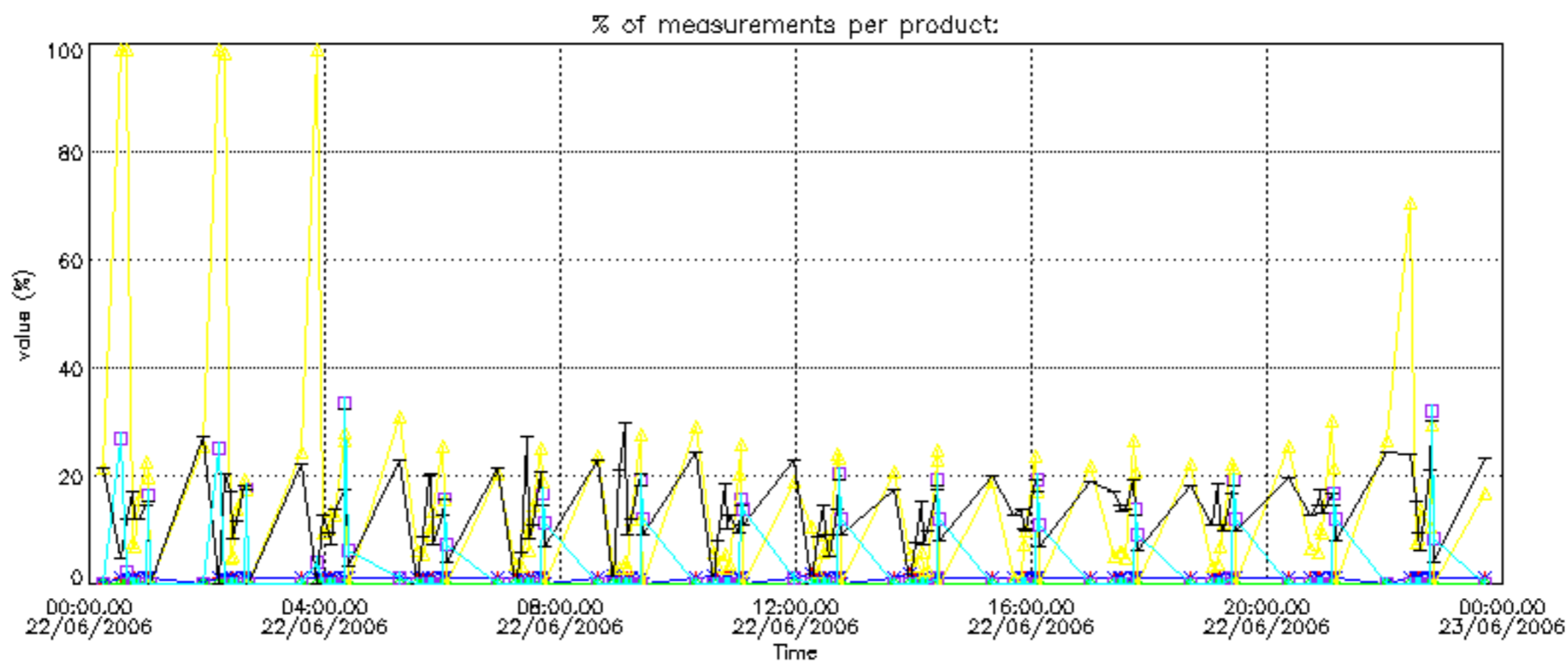


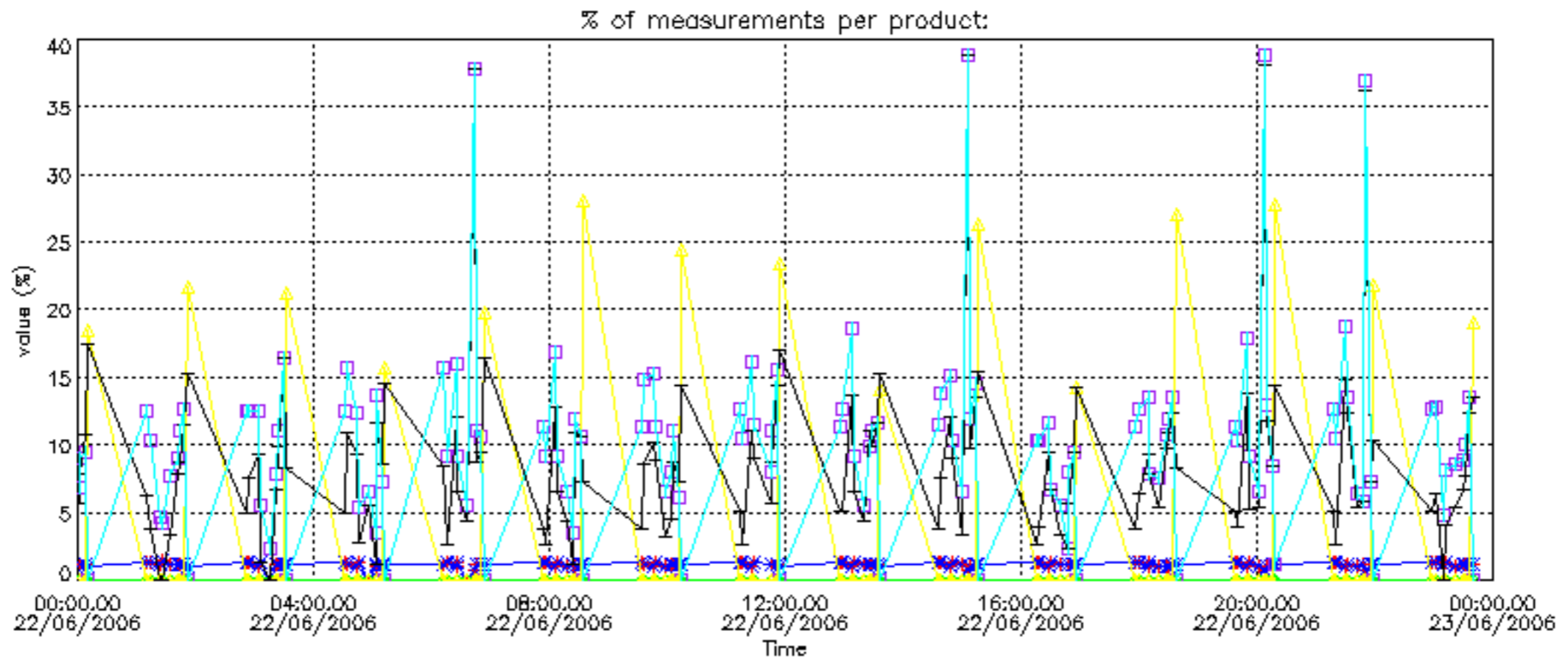
Percentage of flagged data per NO2 profile



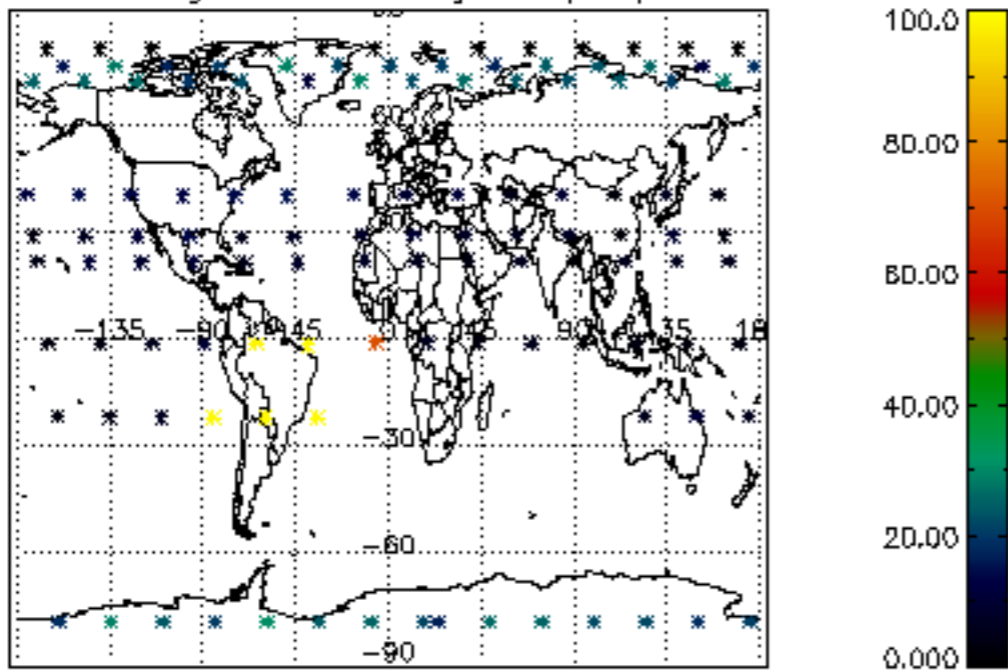
Percentage of flagged data per NO3 profile



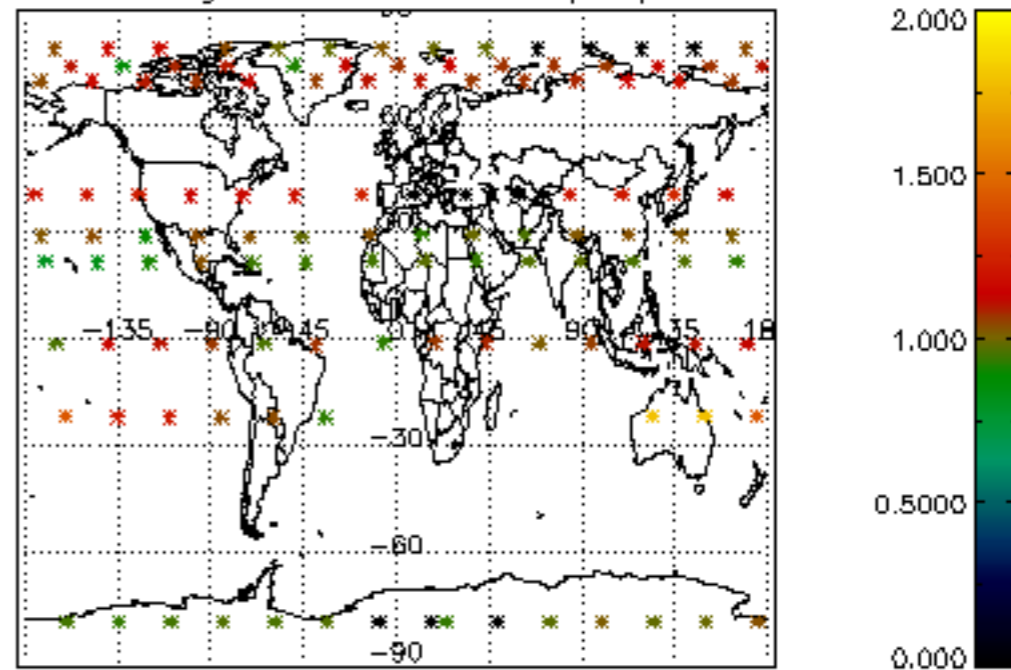




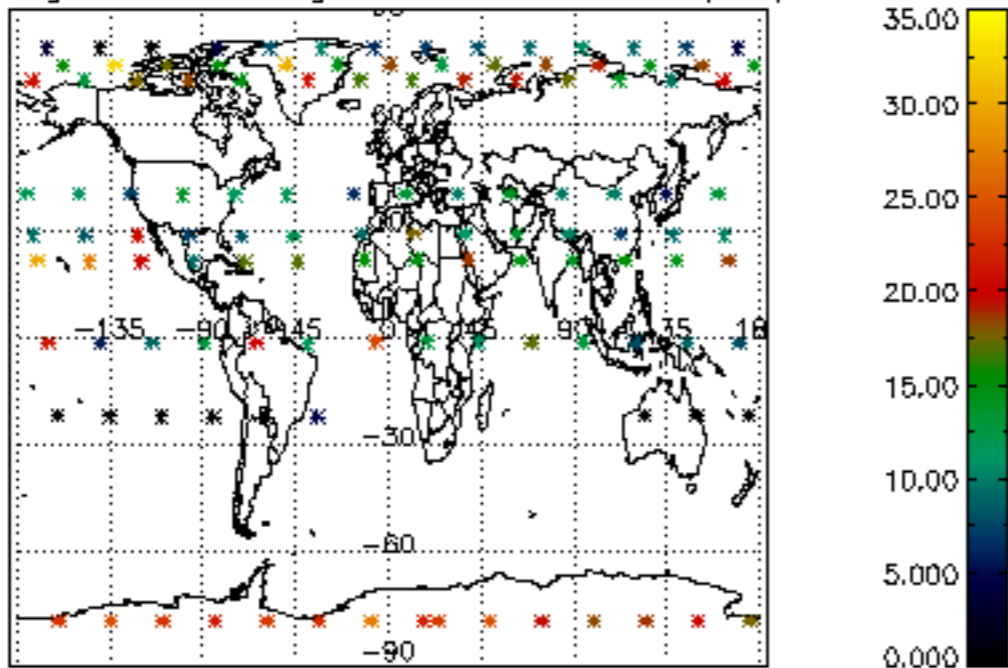
Percentage of cosmic ray hits per profile



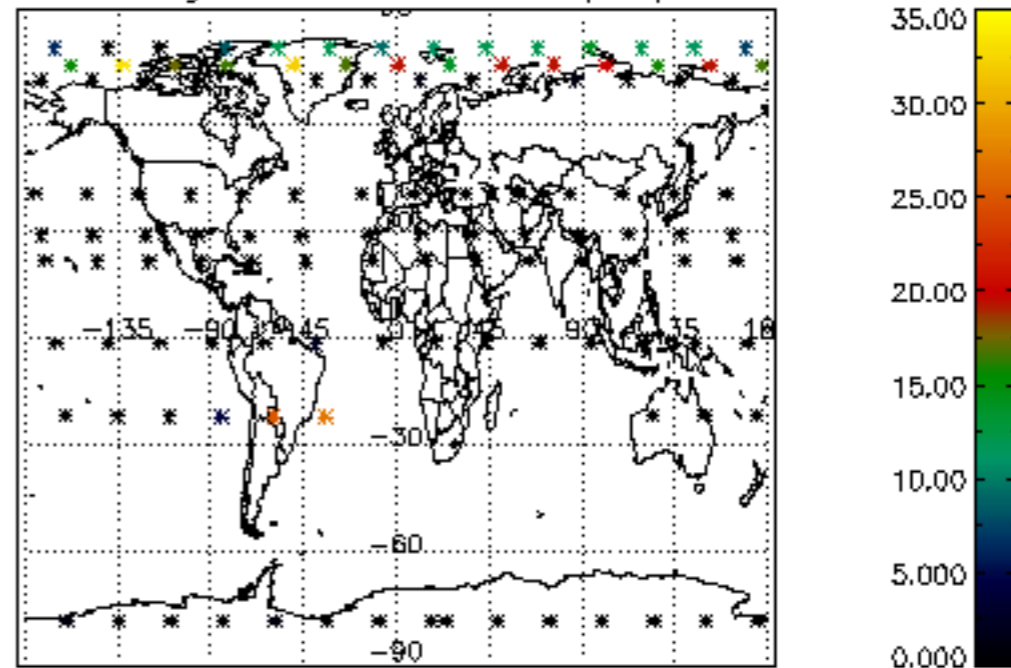
Percentage of datation errors per profile



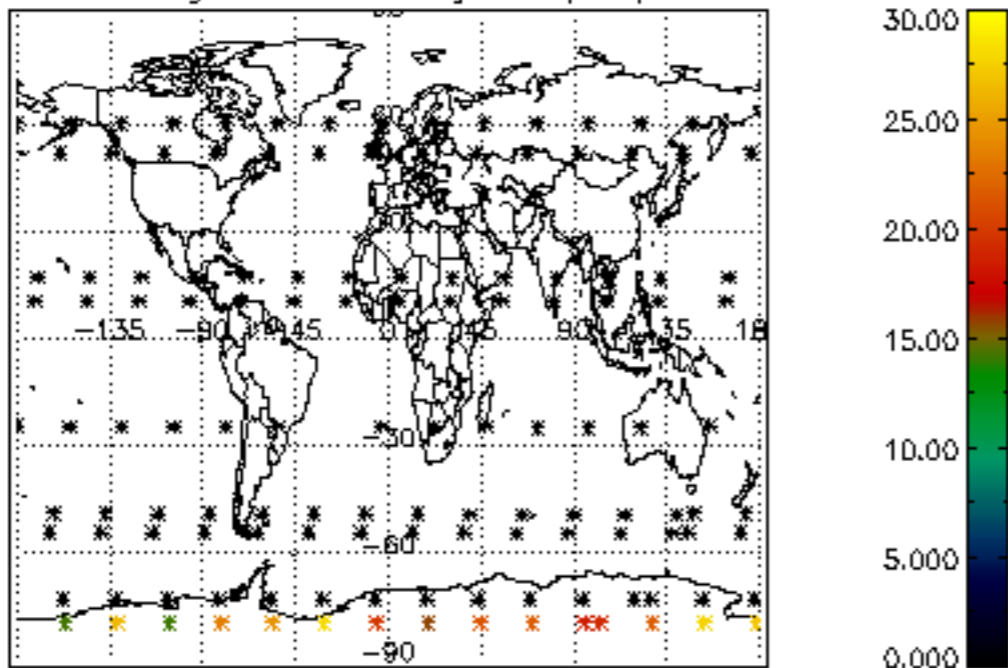
Percentage of star falling outside central band per profile



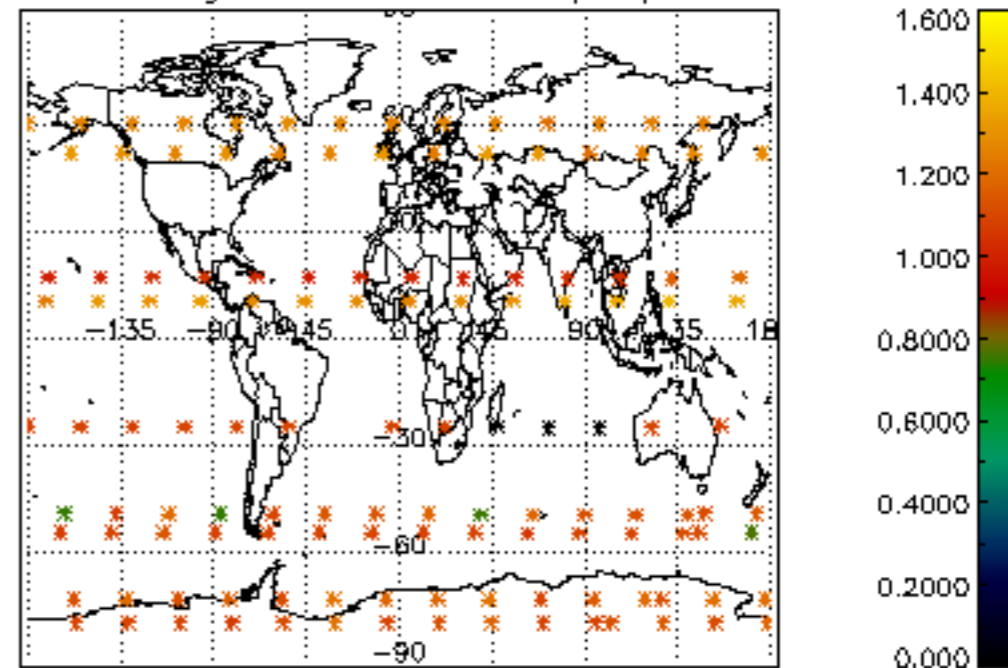
Percentage of saturation errors per profile



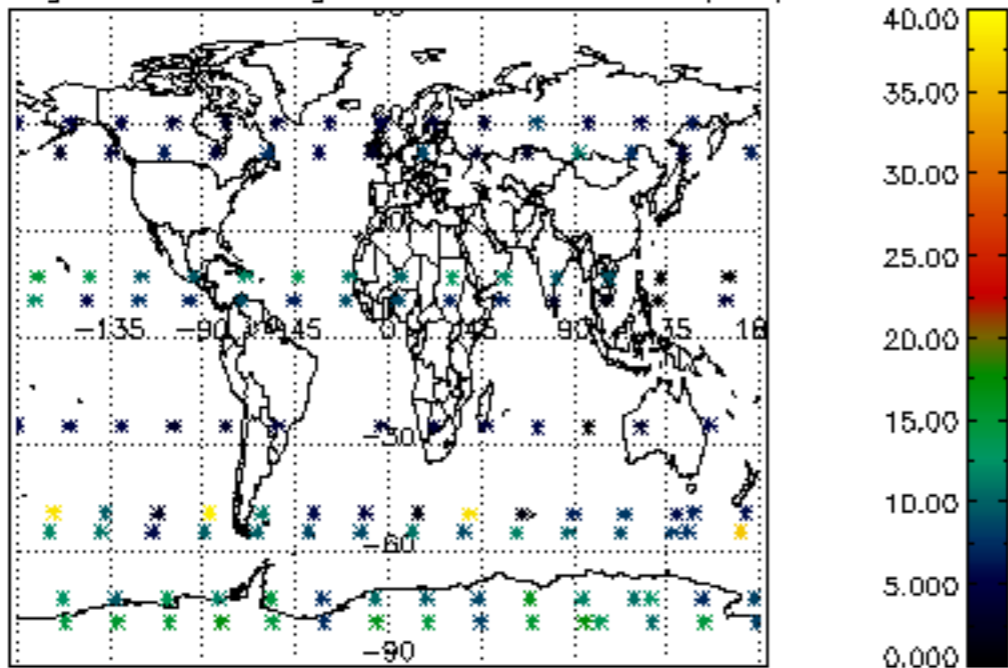
Percentage of cosmic ray hits per profile



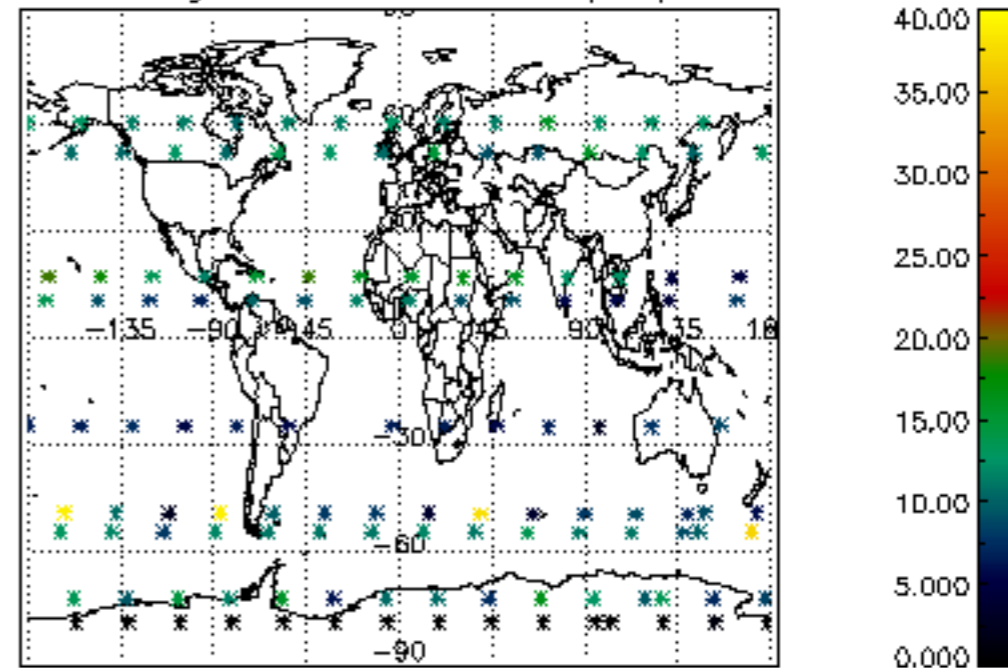
Percentage of datation errors per profile

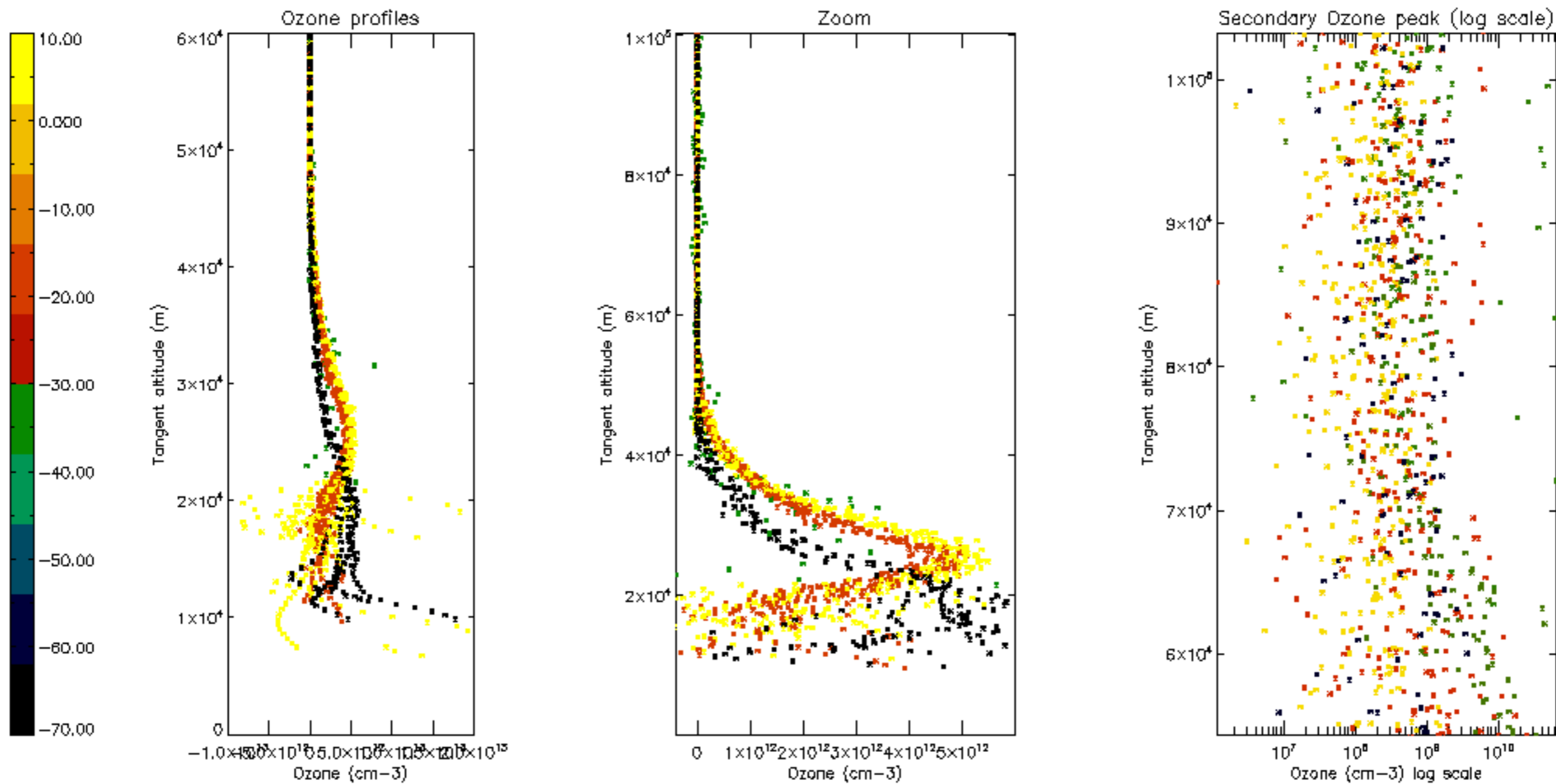


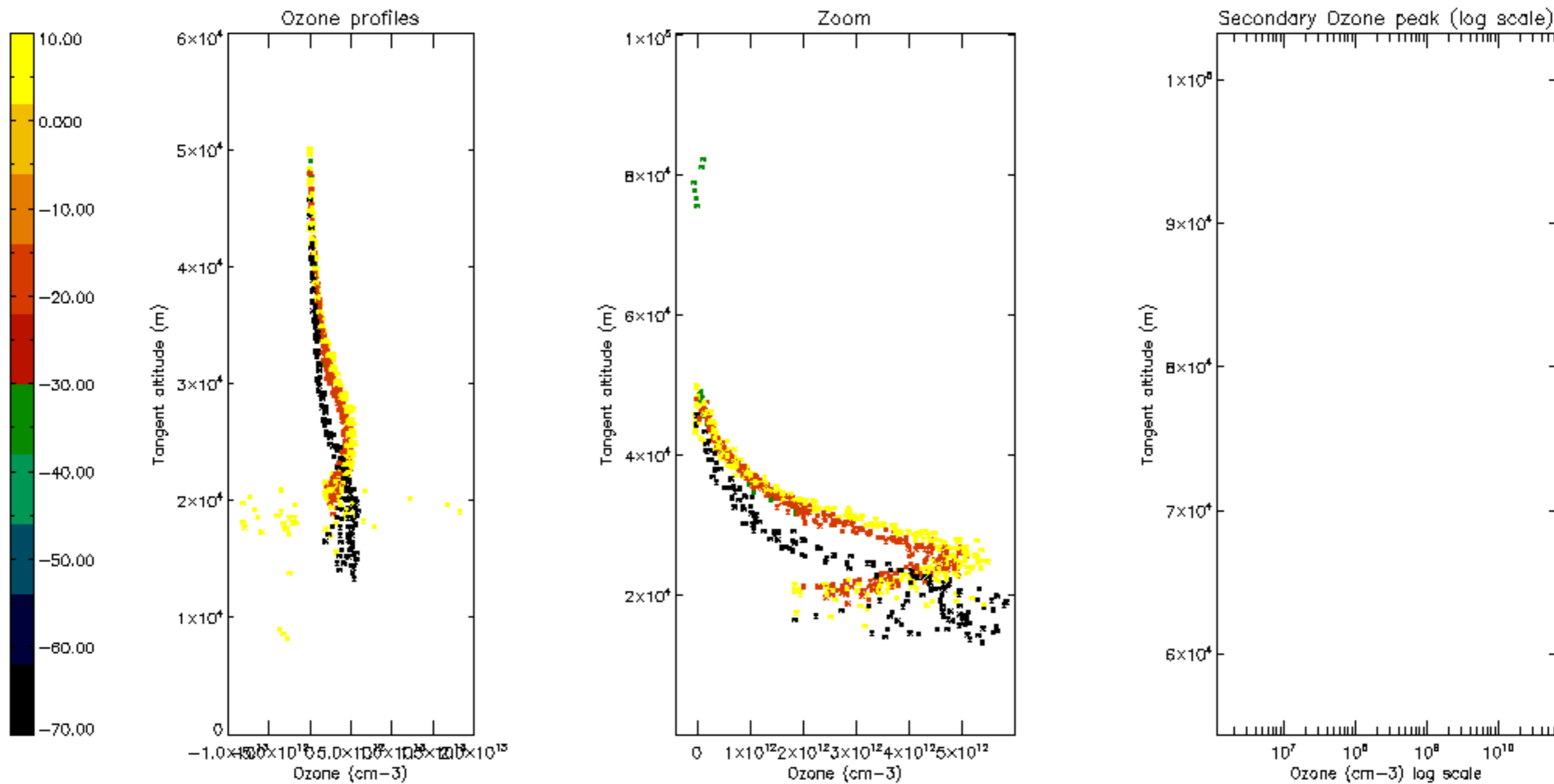
Percentage of star falling outside central band per profile

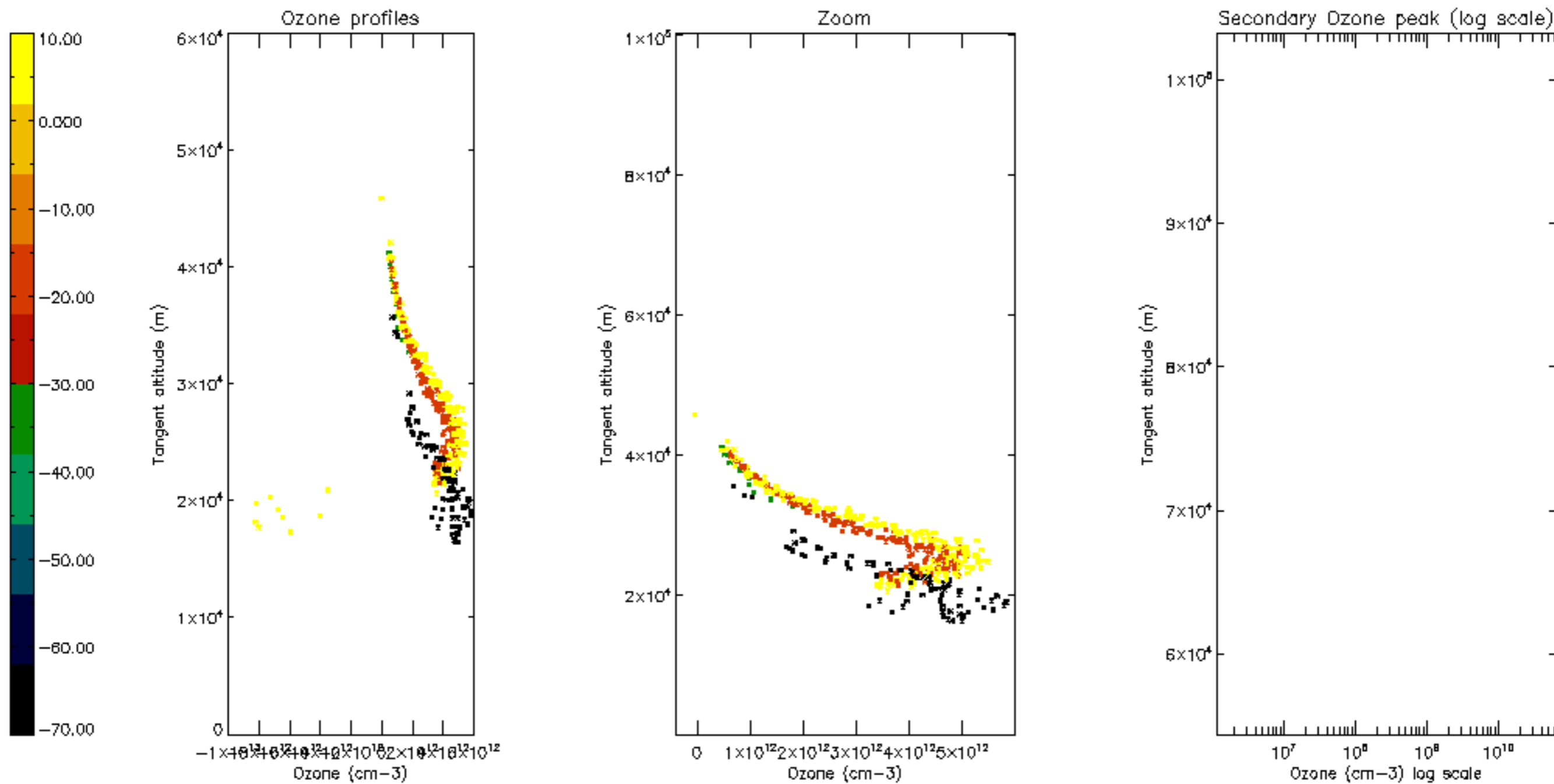



Percentage of saturation errors per profile

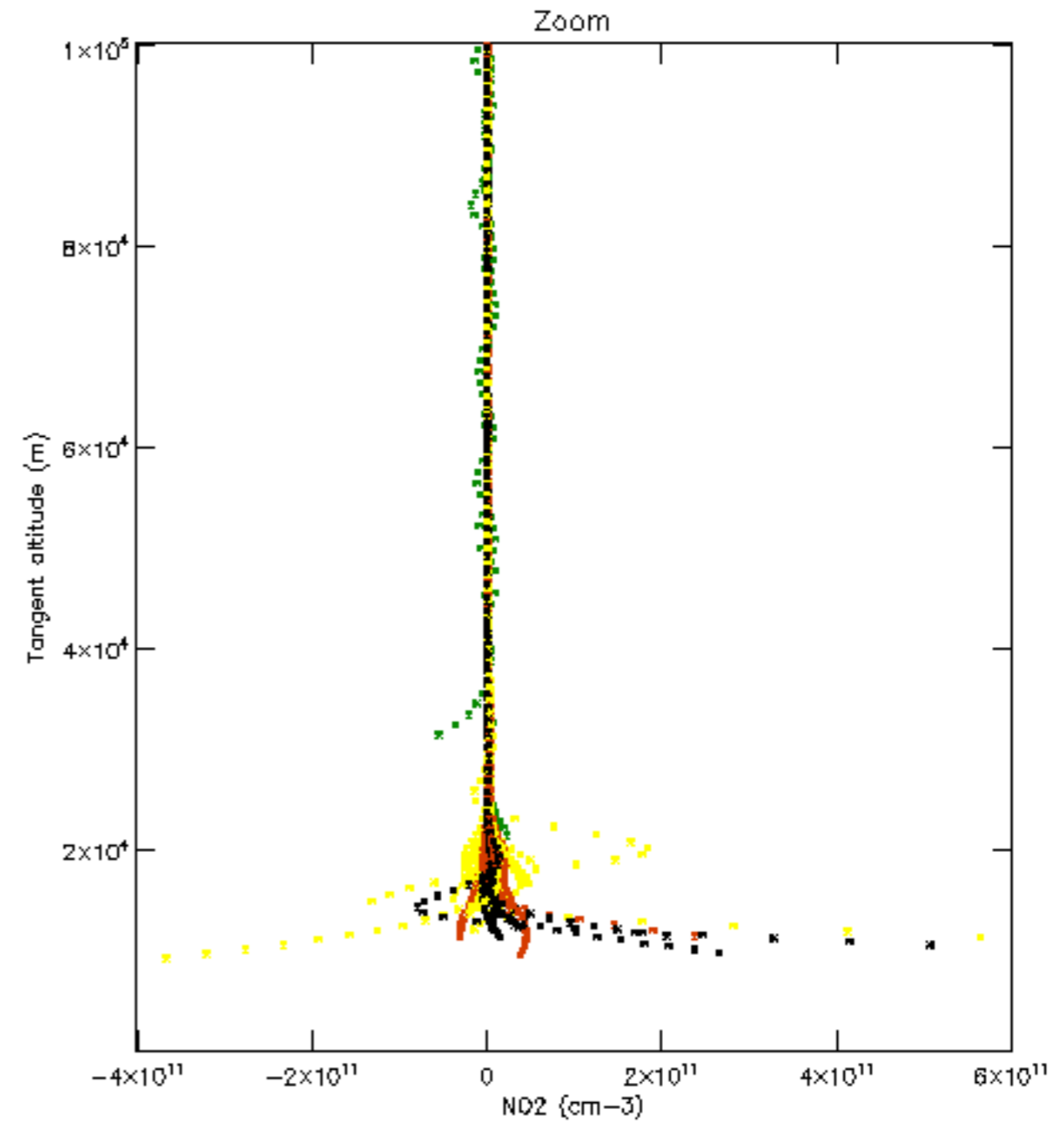
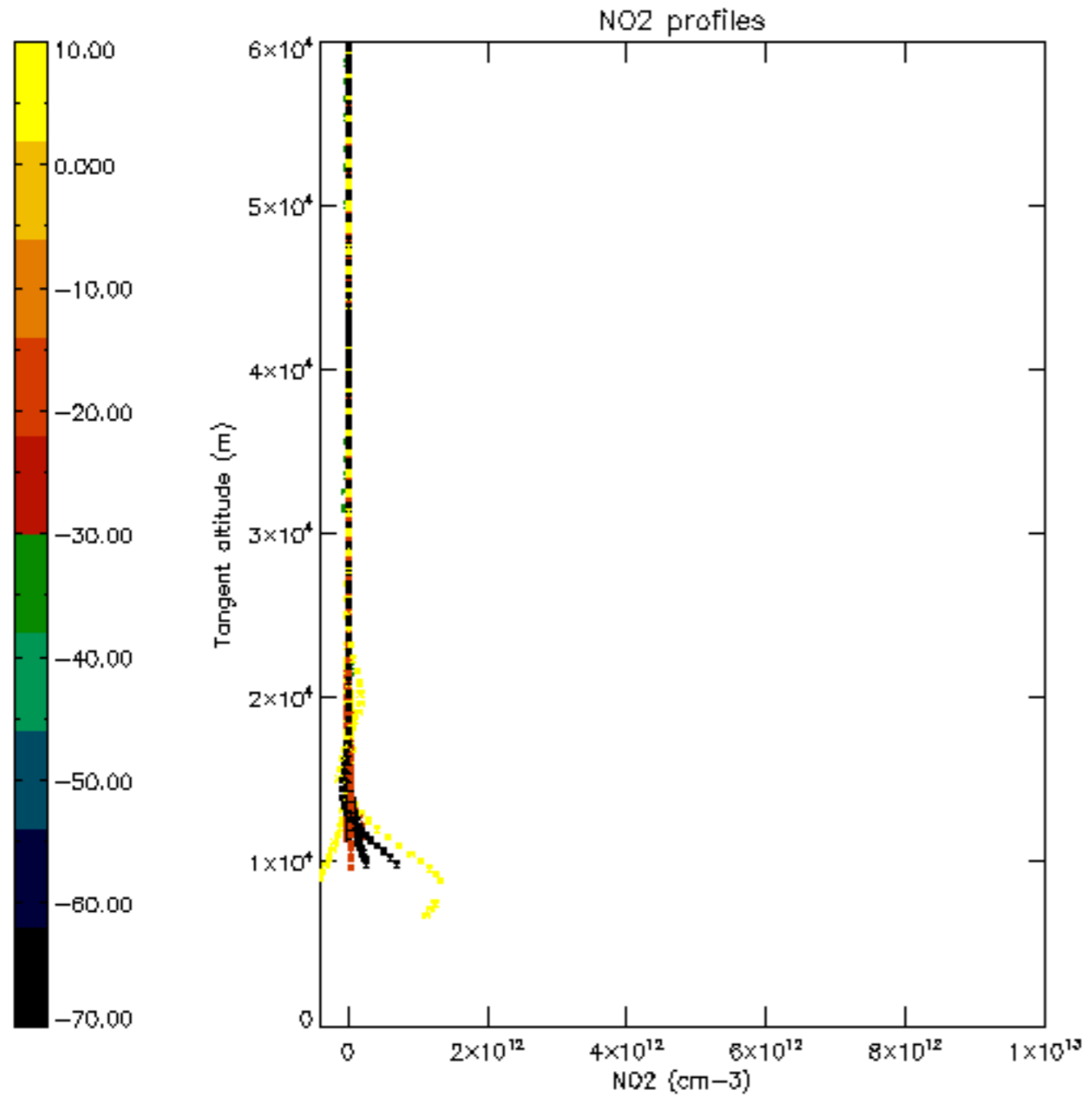


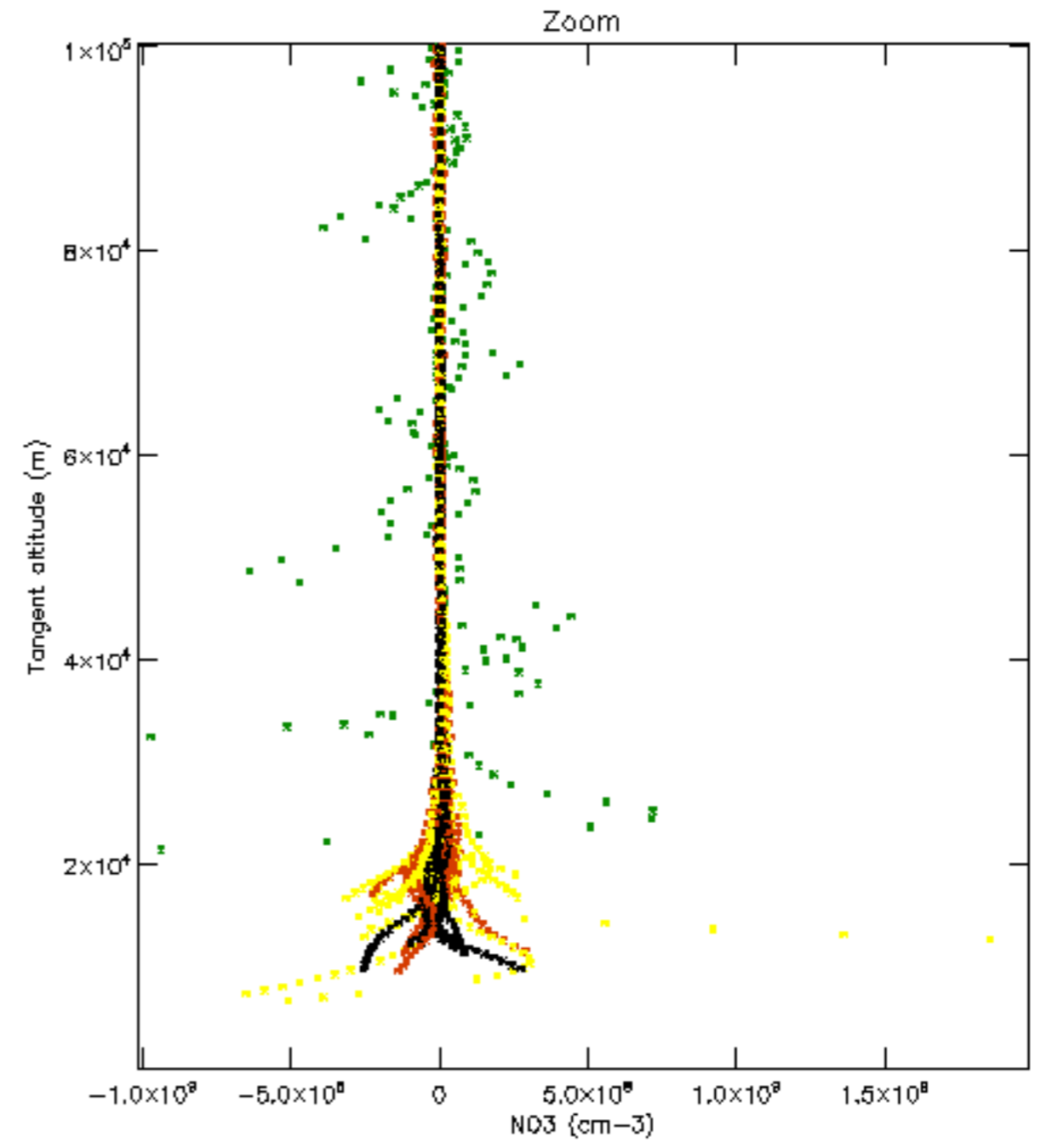
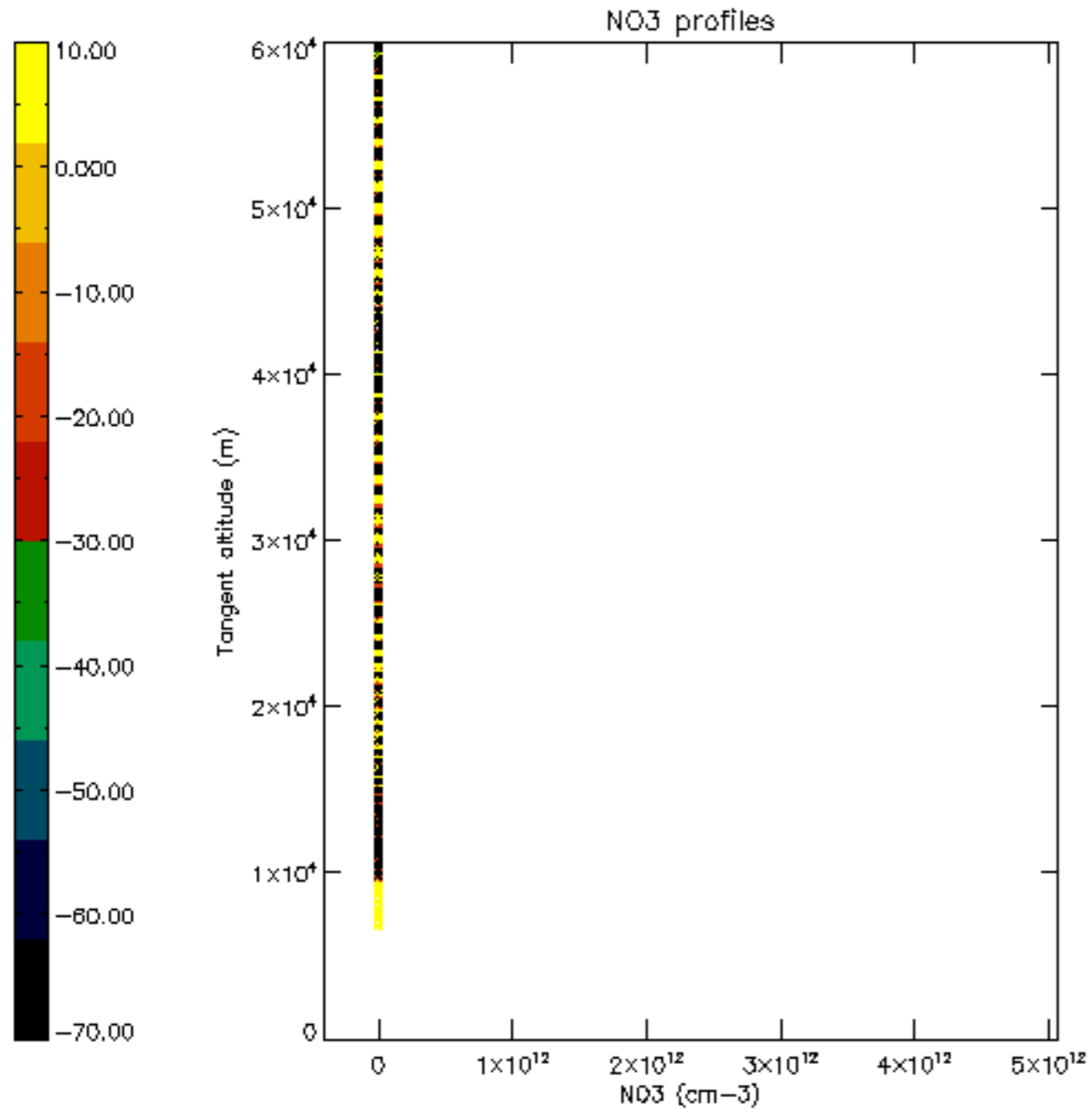


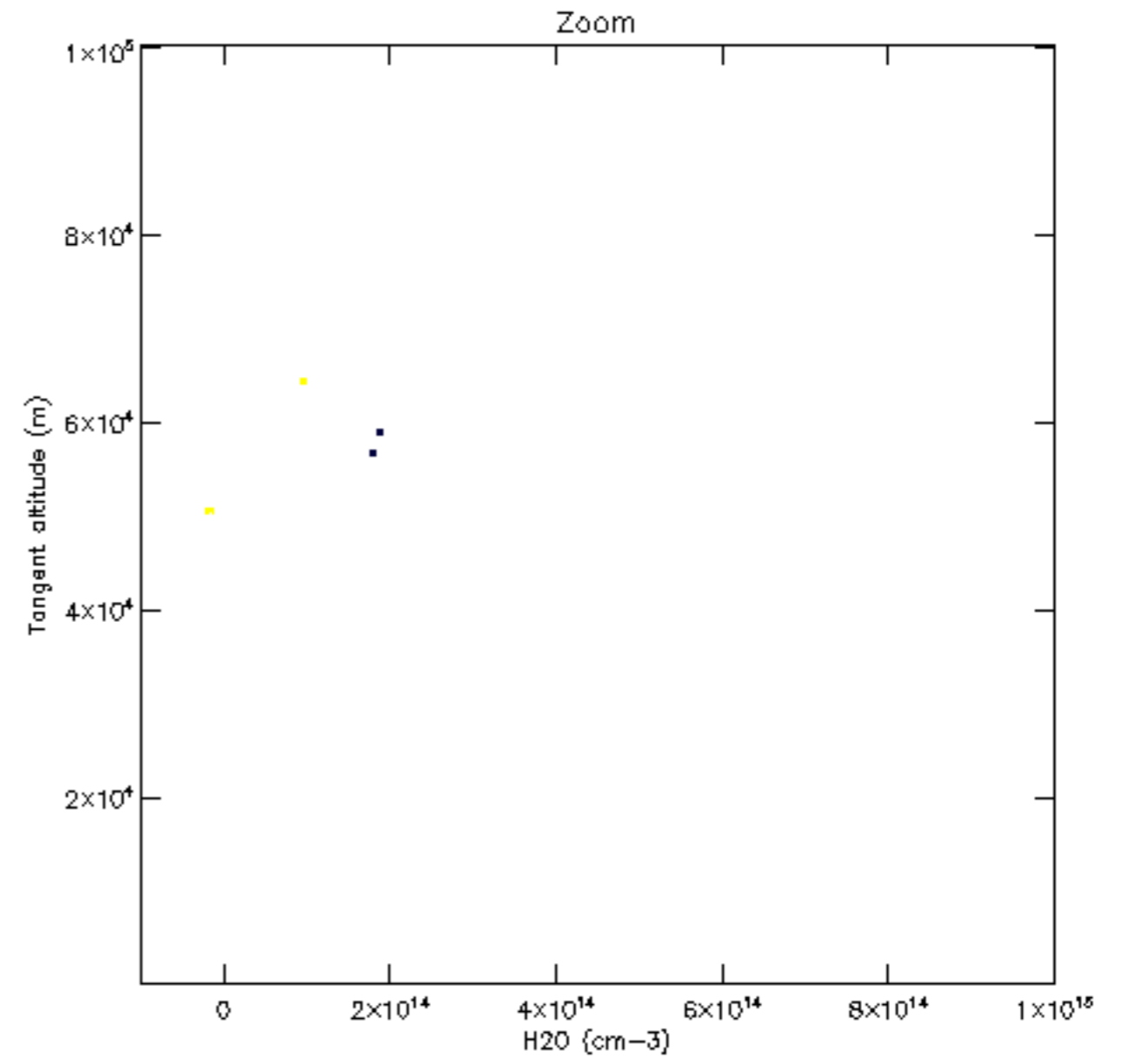
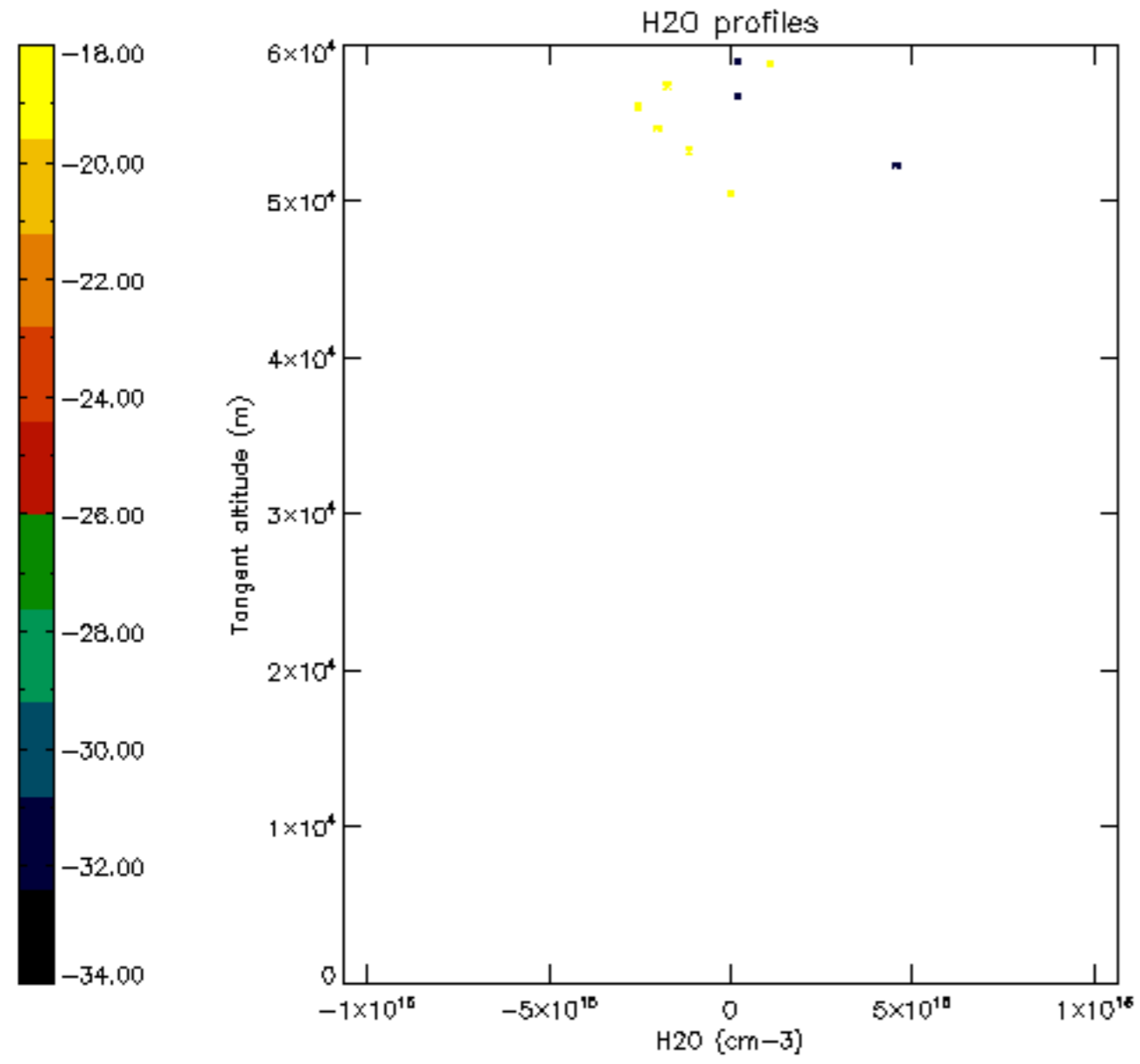


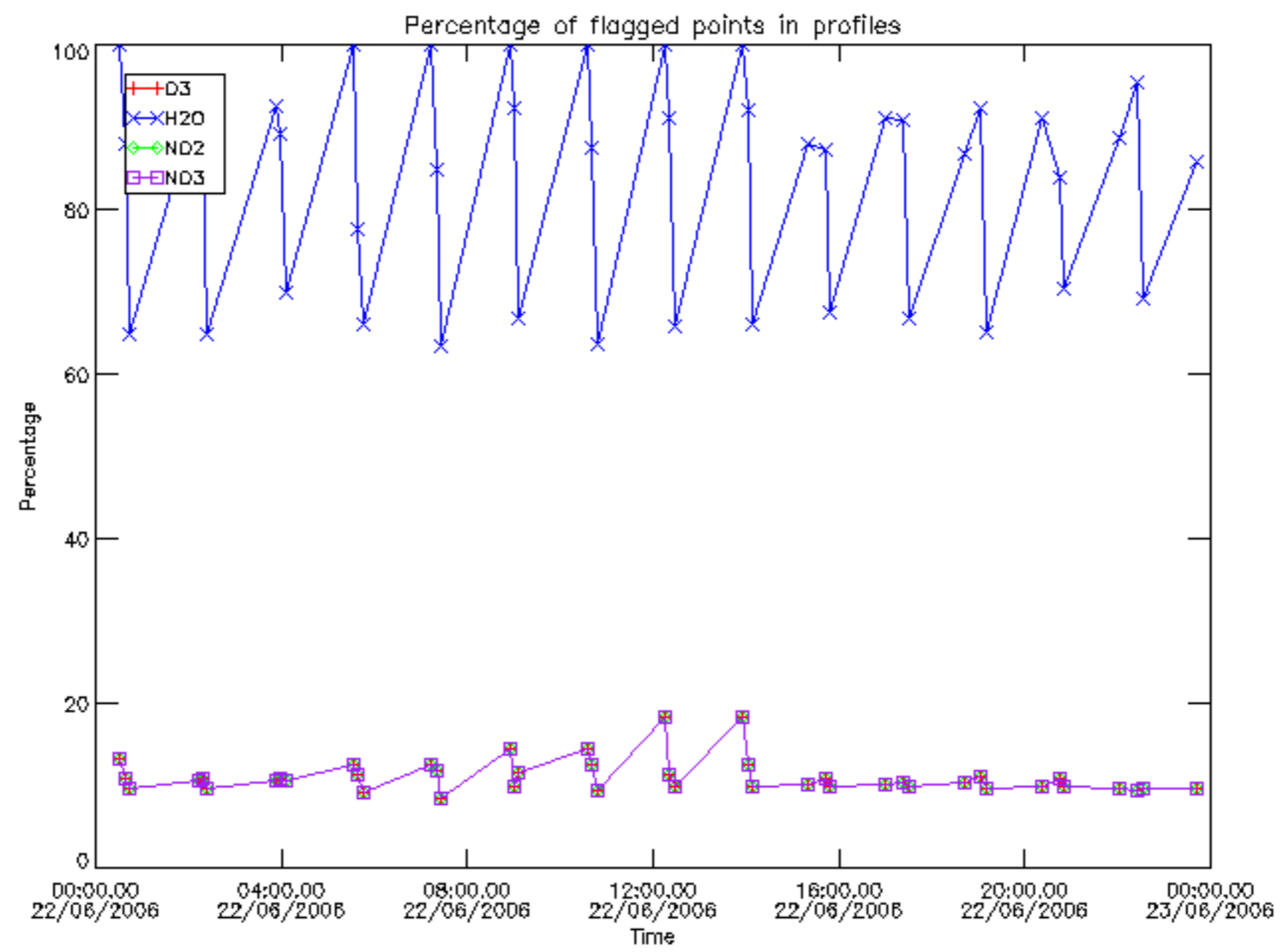




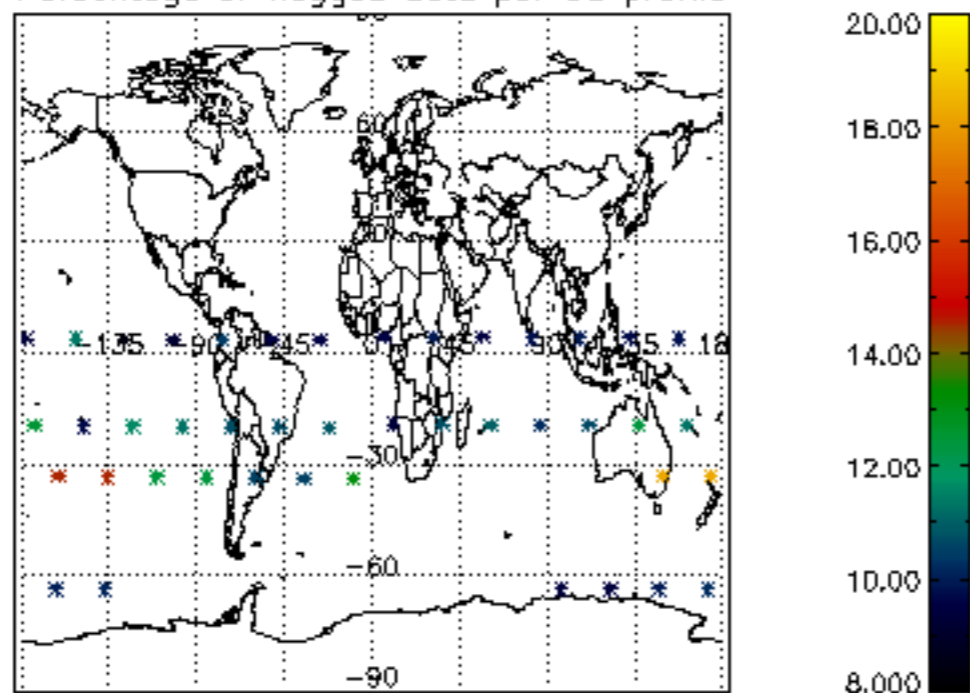




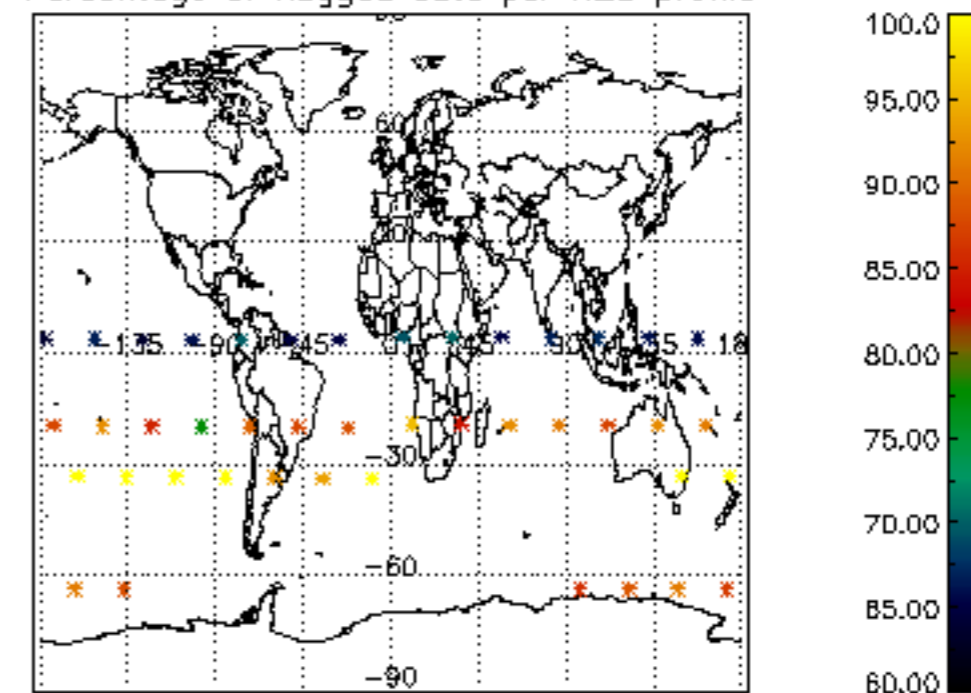




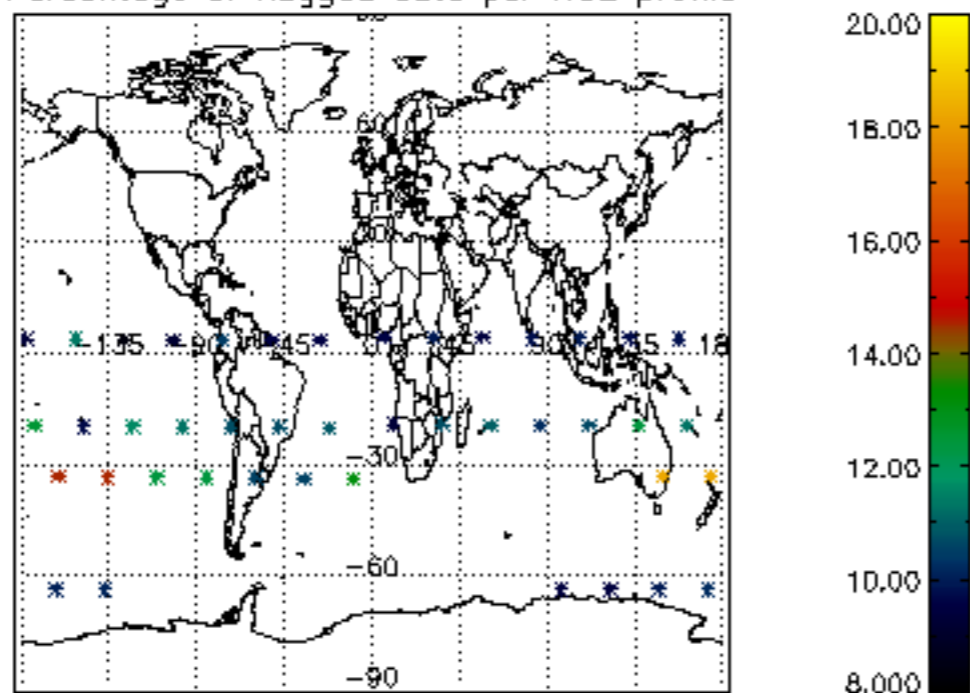
Percentage of flagged data per D3 profile



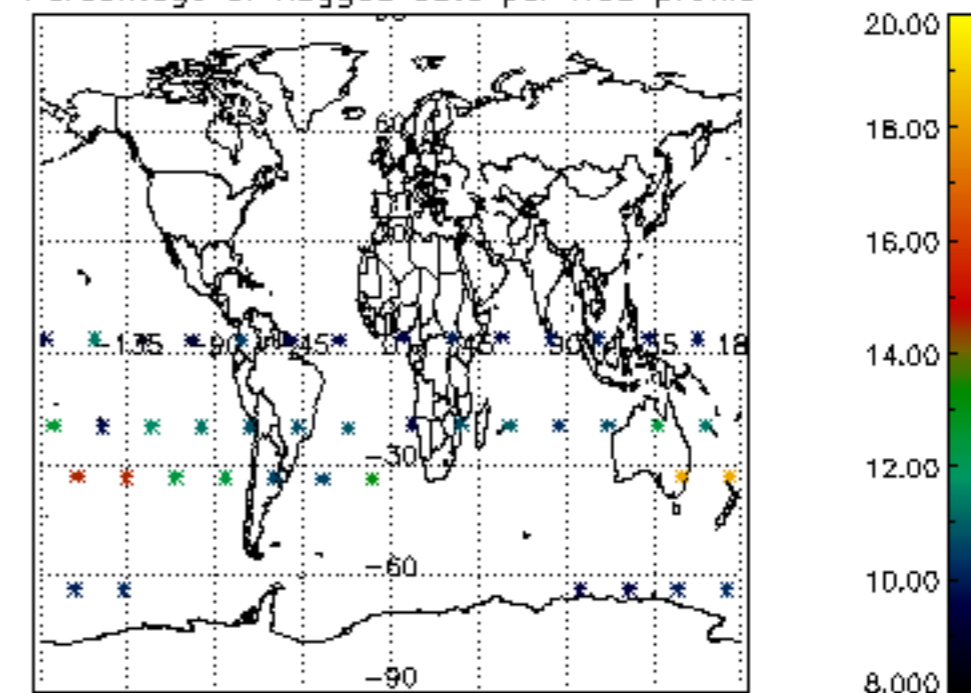
Percentage of flagged data per H2O profile

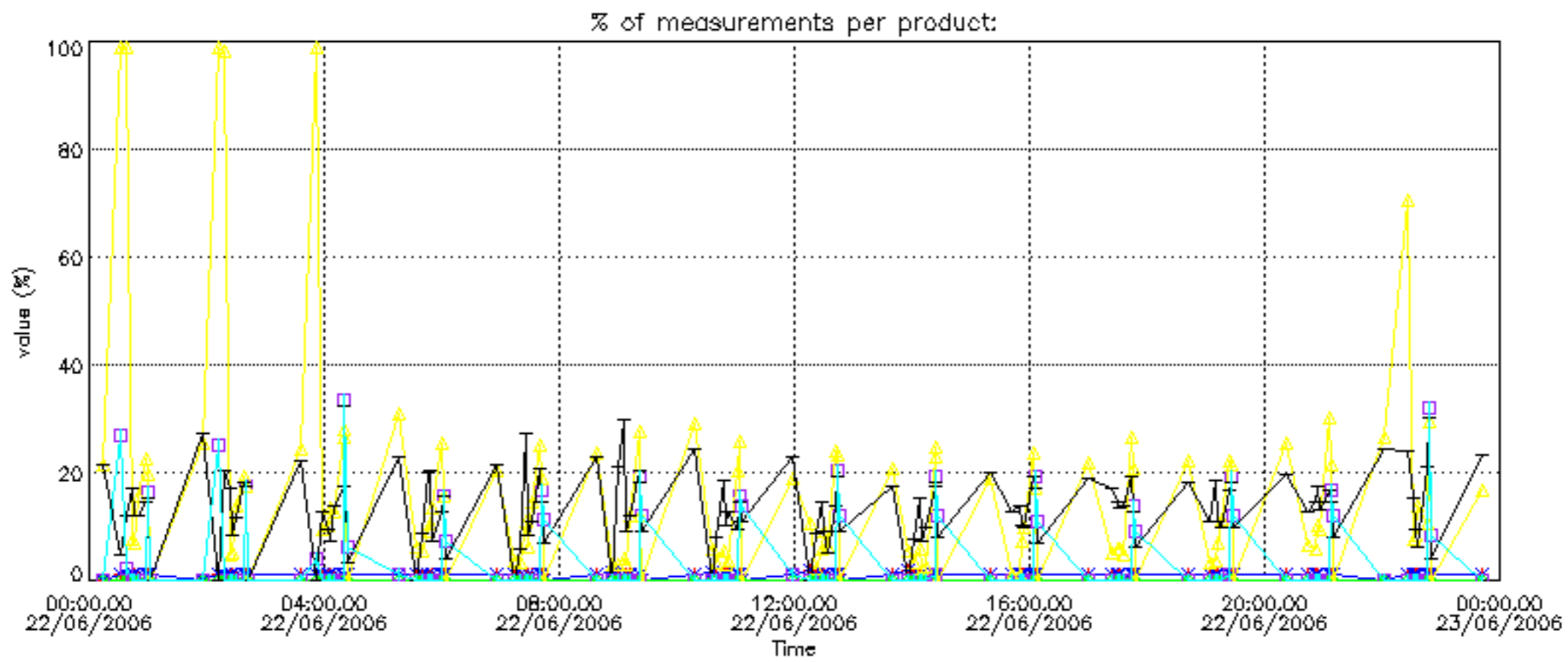


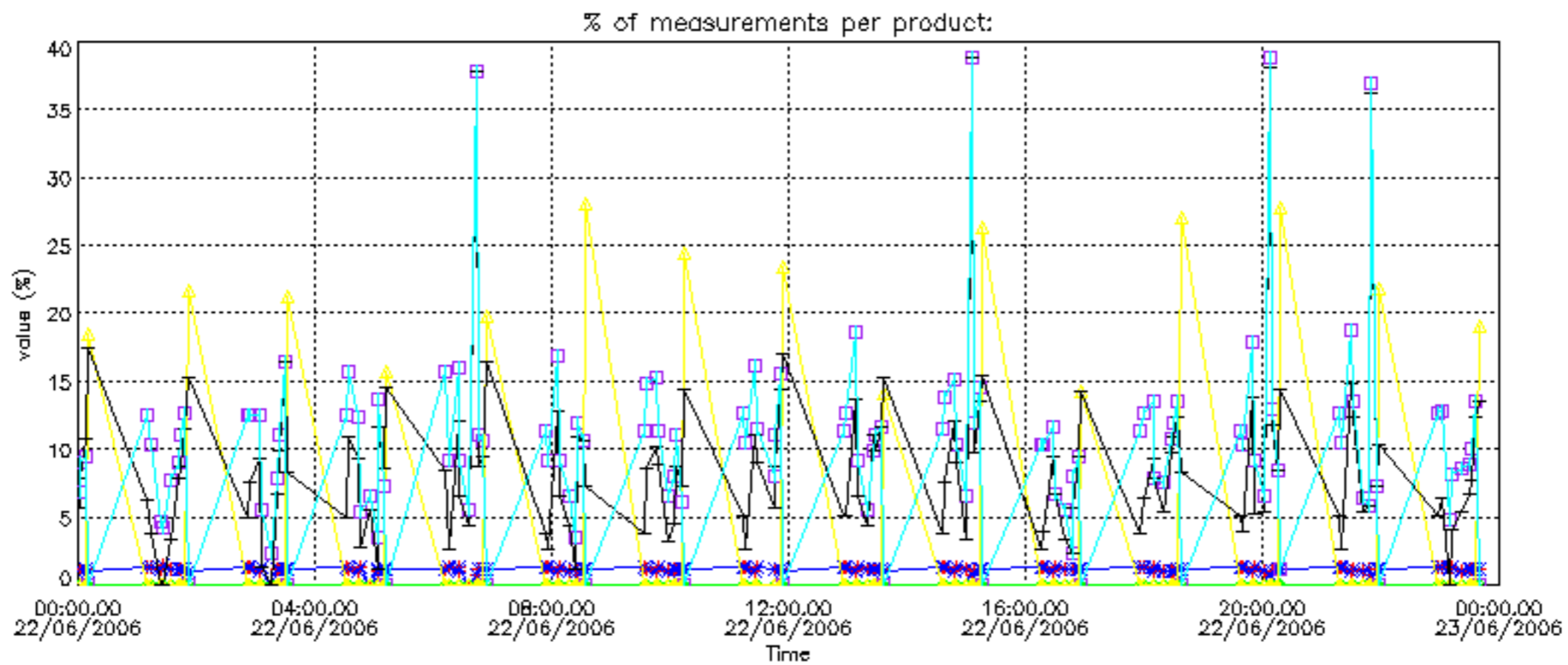
Percentage of flagged data per NO2 profile



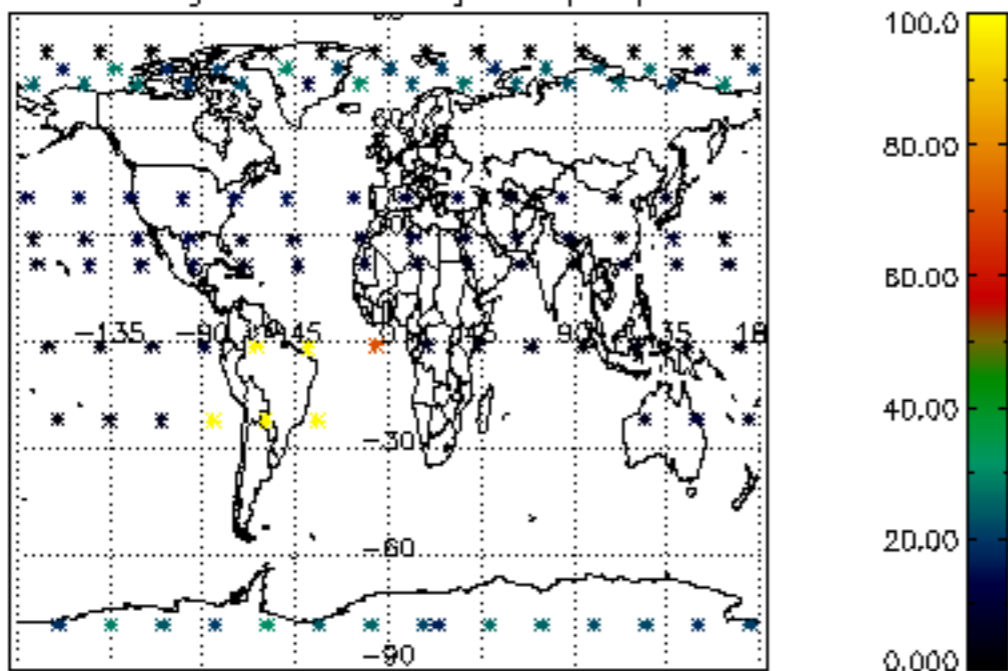
Percentage of flagged data per NO3 profile



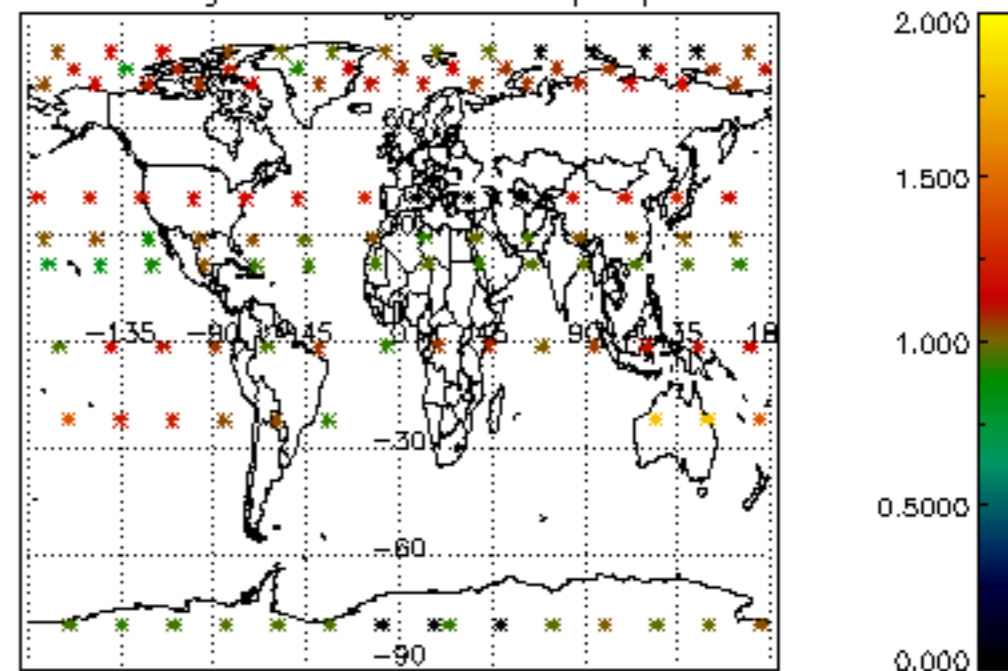




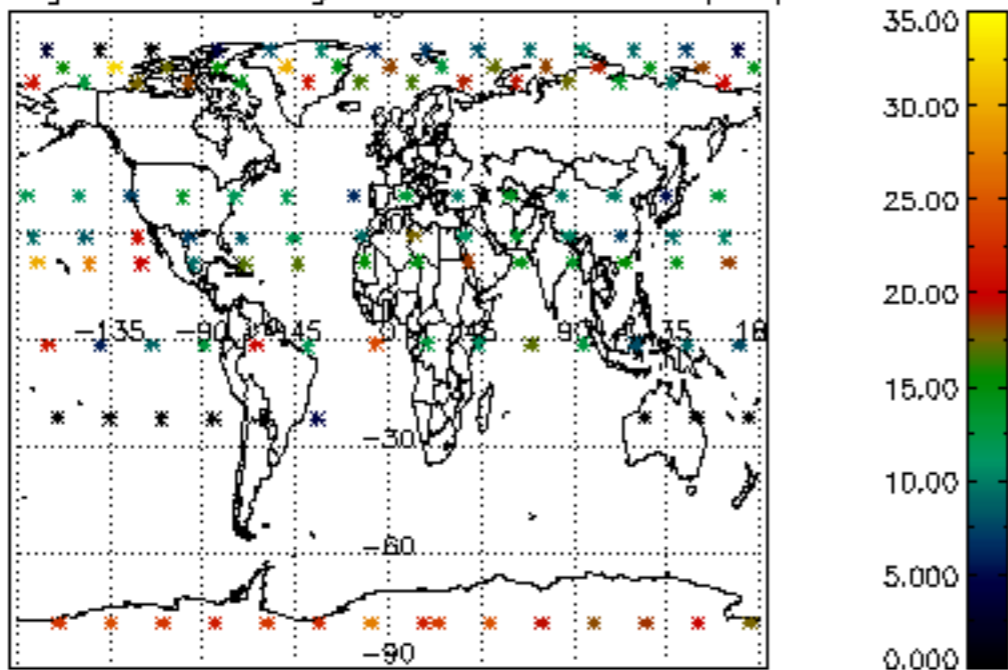
Percentage of cosmic ray hits per profile



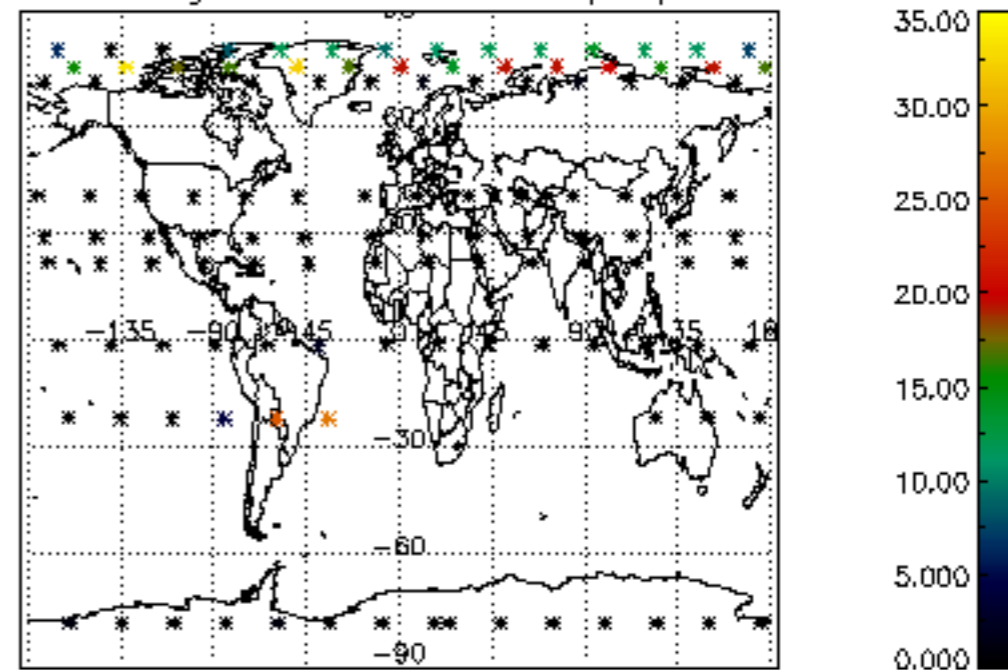
Percentage of datation errors per profile



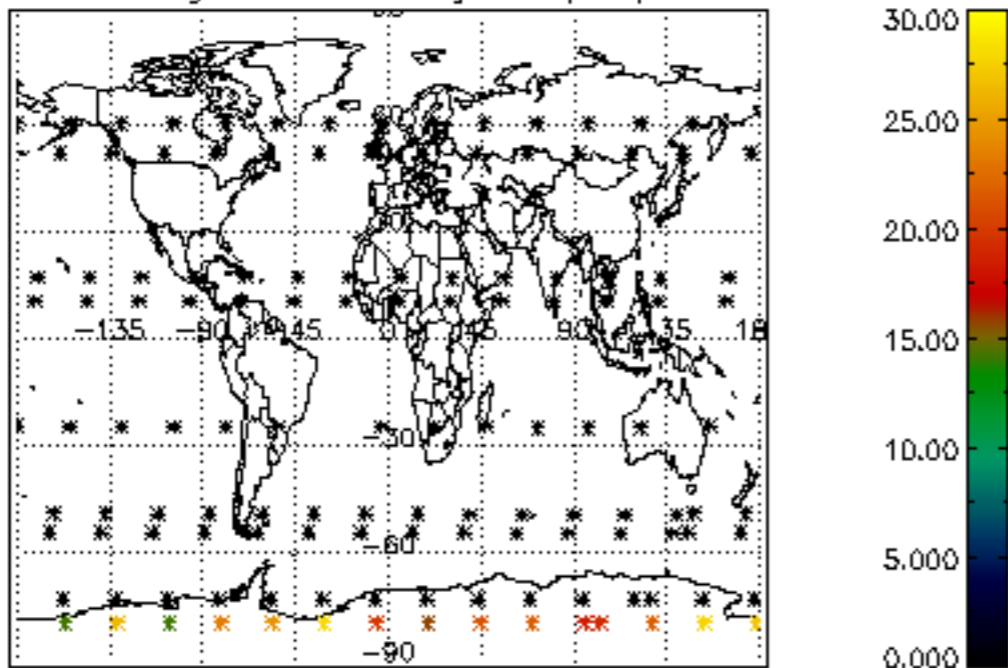
Percentage of star falling outside central band per profile



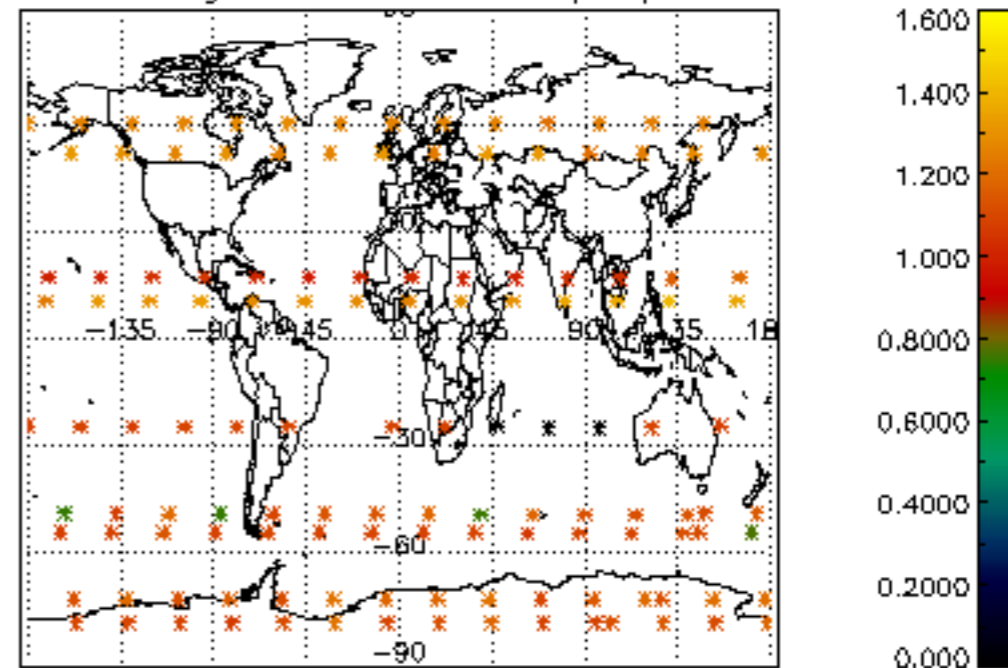
Percentage of saturation errors per profile



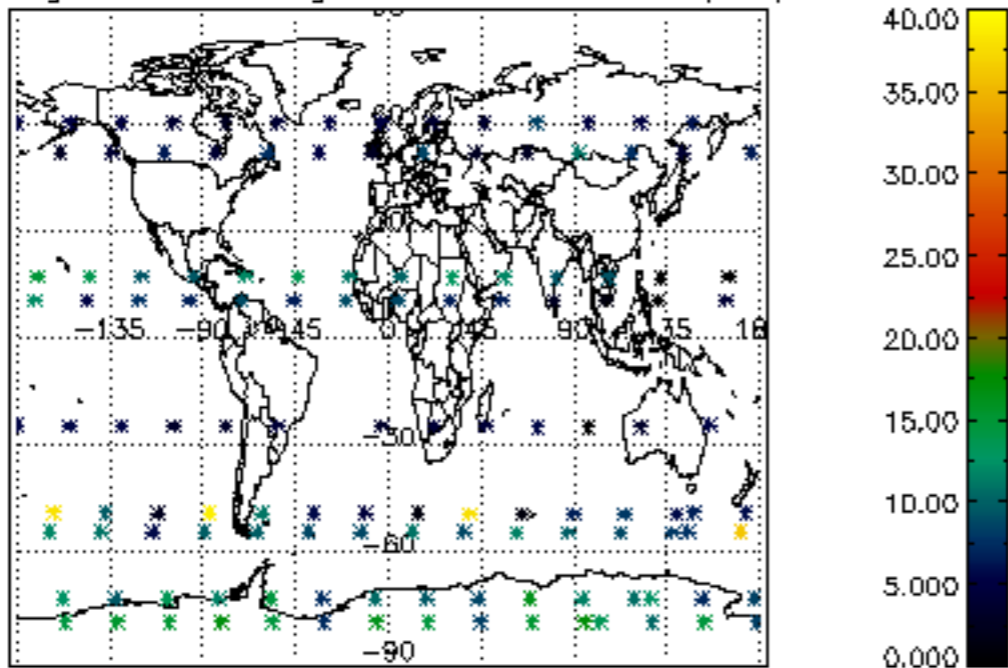
Percentage of cosmic ray hits per profile



Percentage of datation errors per profile



Percentage of star falling outside central band per profile



Percentage of saturation errors per profile

