

GOMOS Level 2 Daily Report

SUMMARY

[1. General Info](#)

[2. Summary of processed GOM_NL_2P products](#)

[3. Level 2 Quality information per product](#)

[3.1 Plot of level 2 quality information per product \(time dependant\)](#)

[3.2 Plot of level 2 quality information per product \(world map\)](#)

[4. Level 1 Quality information per product \(stored on level 2 products\)](#)

[4.1 Plot of level 1 quality information per product \(time dependant\)](#)

[4.1.1 Plot of level 1 quality information per product \(time dependant\): ASCENDING](#)

[4.1.2 Plot of level 1 quality information per product \(time dependant\): DESCENDING](#)

[4.2 Plot of level 1 quality information per product \(world map\)](#)

[4.2.1 Plot of level 1 quality information per product \(world map\): ASCENDING](#)

[4.2.2 Plot of level 1 quality information per product \(world map\): DESCENDING](#)

[5. Ozone profiles based on quality statistics and other trace gas profiles](#)

[5.1 Ozone statistics based on quality of products](#)

[5.2 Plot ozone profiles for all STD \(dark without errors\)](#)

[5.3 Plot ozone profiles where STD < 20% \(dark without errors\)](#)

[5.4. Plot ozone profiles where STD < 10% \(dark without errors\)](#)

[5.5. Plot ozone profiles where STD < 5% \(dark without errors\)](#)

[5.6 Plot NO2 profiles for all STD \(dark without errors\)](#)

[5.7 Plot NO3 profiles for all STD \(dark without errors\)](#)

[5.8 Plot H2O profiles \(only for occultations of stars 1,2,3,4,13,14,16,26,63 dark without errors\) for all STD](#)

[6. Auxiliary Data Files used for the production reported in section 2](#)

This report presents the daily analysis on parameters extracted from GOMOS level 2 data (GOM_NL__2P). It is intended to monitor some important parameters that will impact the quality of these products. A list of level 2 products (and content) that have arrived during the reporting day to the PCF is also given.

Item	Value
Time of report generation	23APR2013 23:58:41
Data source version	GOMOS/6.01
Start time of products	17-06-2006 (17JUN2006 00:00:00)
Stop time of products	18-06-2006 (18JUN2006 00:00:00)
Store outputs in DB	Yes
Nb of level 2 prods	269
Nb of prods with errors	0

2. Summary of processed GOM_NL__2P products.

Nr	Filename	UTC Start time	Limb	Duration	Star Id	Star Name	Star Mag	Star Temp	Nb Meas	Orbit	Prod. error
1	GOM_NL__2PRFIN20060617_000126_000000482048_00360_22458_9168.N1	17-JUN-2006 00:01:26	Straylight	48.000	31	Alp Gru	1.7340	15200.	96	22458	No
2	GOM_NL__2PRFIN20060617_000510_000000422048_00360_22458_9169.N1	17-JUN-2006 00:05:10	Straylight	41.500	45	Alp Pav	1.9400	26000.	83	22458	No
3	GOM_NL__2PRFIN20060617_001458_000000422048_00360_22458_9170.N1	17-JUN-2006 00:14:58	Twilight	42.000	25	35Lam Sco	1.6200	28000.	84	22458	No
4	GOM_NL__2PRFIN20060617_001622_000000462048_00360_22458_9171.N1	17-JUN-2006 00:16:22	Twilight	45.500	167	10Gam2Sgr	2.9840	4500.0	91	22458	No
5	GOM_NL__2PRFIN20060617_002131_000000382048_00360_22458_9172.N1	17-JUN-2006 00:21:31	Bright	38.000	86	35Eta Oph	2.4300	10200.	76	22458	No
6	GOM_NL__2PRFIN20060617_002800_000000422048_00360_22458_9173.N1	17-JUN-2006 00:28:00	Bright	42.000	126	60Bet Oph	2.7700	4250.0	84	22458	No
7	GOM_NL__2PRFIN20060617_003030_000000412048_00360_22458_9174.N1	17-JUN-2006 00:30:30	Bright	40.500	59	55Alp Oph	2.0800	8900.0	81	22458	No
8	GOM_NL__2PRFIN20060617_003232_000000392048_00360_22458_9175.N1	17-JUN-2006 00:32:32	Bright	39.000	127	27Bet Her	2.7810	4700.0	78	22458	No
9	GOM_NL__2PRFIN20060617_003533_000000362048_00360_22458_9176.N1	17-JUN-2006 00:35:33	Bright	35.500	133	40Zet Her	2.8070	6000.0	71	22458	No
10	GOM_NL__2PRFIN20060617_004219_000000372048_00360_22458_9177.N1	17-JUN-2006 00:42:19	Bright	36.500	130	23Bet Dra	2.7990	5800.0	73	22458	No
11	GOM_NL__2PRFIN20060617_004356_000000372048_00360_22458_9178.N1	17-JUN-2006 00:43:56	Bright	37.000	119	14Eta Dra	2.7270	4700.0	74	22458	No
12	GOM_NL__2PRFIN20060617_005910_000000422048_00360_22458_9179.N1	17-JUN-2006 00:59:10	Bright	42.000	74	11Bet Cas	2.2680	6600.0	84	22458	No
13	GOM_NL__2PRFIN20060617_010546_000000422048_00360_22458_9180.N1	17-JUN-2006 01:05:46	Bright	42.000	73	57Gam1And	2.2600	13100.	84	22458	No
14	GOM_NL__2PRFIN20060617_010803_000000432048_00360_22458_9181.N1	17-JUN-2006 01:08:03	Bright	42.500	173	4Bet Tri	3.0040	8900.0	85	22458	No
15	GOM_NL__2PRFIN20060617_011140_000000462048_00360_22458_9182.N1	17-JUN-2006 01:11:40	Twilight	46.000	50	13Alp Ari	2.0070	4250.0	92	22458	No
16	GOM_NL__2PRFIN20060617_012734_000000422048_00360_22458_9183.N1	17-JUN-2006 01:27:34	Dark	42.000	52	16Bet Cet	2.0370	4500.0	84	22458	No
17	GOM_NL__2PRFIN20060617_013343_000000462048_00360_22458_9184.N1	17-JUN-2006 01:33:43	Dark	46.000	84	Alp Phe	2.3970	4500.0	92	22458	No
18	GOM_NL__2PRFIN20060617_013959_000000562048_00361_22459_9187.N1	17-JUN-2006 01:39:59	Dark	55.500	63	Bet Gru	2.1500	2800.0	111	22459	No
19	GOM_NL__2PRFIN20060617_014202_000000482048_00361_22459_9188.N1	17-JUN-2006 01:42:02	Straylight	47.500	31	Alp Gru	1.7340	15200.	95	22459	No
20	GOM_NL__2PRFIN20060617_014547_000000402048_00361_22459_9189.N1	17-JUN-2006 01:45:47	Straylight	40.000	45	Alp Pav	1.9400	26000.	80	22459	No
21	GOM_NL__2PRFIN20060617_015534_000000402048_00361_22459_9190.N1	17-JUN-2006 01:55:34	Twilight	39.500	25	35Lam Sco	1.6200	28000.	79	22459	No
22	GOM_NL__2PRFIN20060617_015658_000000432048_00361_22459_9191.N1	17-JUN-2006 01:56:58	Twilight	43.000	167	10Gam2Sgr	2.9840	4500.0	86	22459	No
23	GOM_NL__2PRFIN20060617_020207_000000402048_00361_22459_9192.N1	17-JUN-2006 02:02:07	Bright	39.500	86	35Eta Oph	2.4300	10200.	79	22459	No
24	GOM_NL__2PRFIN20060617_020836_000000432048_00361_22459_9193.N1	17-JUN-2006 02:08:36	Bright	42.500	126	60Bet Oph	2.7700	4250.0	85	22459	No
25	GOM_NL__2PRFIN20060617_021106_000000442048_00361_22459_9194.N1	17-JUN-2006 02:11:06	Bright	43.500	59	55Alp Oph	2.0800	8900.0	87	22459	No
26	GOM_NL__2PRFIN20060617_021308_000000362048_00361_22459_9195.N1	17-JUN-2006 02:13:08	Bright	35.500	127	27Bet Her	2.7810	4700.0	71	22459	No
27	GOM_NL__2PRFIN20060617_021609_000000382048_00361_22459_9196.N1	17-JUN-2006 02:16:09	Bright	38.000	133	40Zet Her	2.8070	6000.0	76	22459	No
28	GOM_NL__2PRFIN20060617_022254_000000402048_00361_22459_9197.N1	17-JUN-2006 02:22:54	Bright	40.000	130	23Bet Dra	2.7990	5800.0	80	22459	No
29	GOM_NL__2PRFIN20060617_022432_000000342048_00361_22459_9198.N1	17-JUN-2006 02:24:32	Bright	34.000	119	14Eta Dra	2.7270	4700.0	68	22459	No
30	GOM_NL__2PRFIN20060617_023946_000000422048_00361_22459_9199.N1	17-JUN-2006 02:39:46	Bright	42.000	74	11Bet Cas	2.2680	6600.0	84	22459	No
31	GOM_NL__2PRFIN20060617_024622_000000402048_00361_22459_9200.N1	17-JUN-2006 02:46:22	Bright	40.000	73	57Gam1And	2.2600	13100.	80	22459	No
32	GOM_NL__2PRFIN20060617_024839_000000432048_00361_22459_9201.N1	17-JUN-2006 02:48:39	Bright	42.500	173	4Bet Tri	3.0040	8900.0	85	22459	No
33	GOM_NL__2PRFIN20060617_025216_000000482048_00361_22459_9202.N1	17-JUN-2006 02:52:16	Twilight	48.000	50	13Alp Ari	2.0070	4250.0	96	22459	No
34	GOM_NL__2PRFIN20060617_030811_000000422048_00361_22459_9203.N1	17-JUN-2006 03:08:11	Dark	42.000	52	16Bet Cet	2.0370	4500.0	84	22459	No
35	GOM_NL__2PRFIN20060617_031420_000000482048_00361_22459_9204.N1	17-JUN-2006 03:14:20	Dark	48.000	84	Alp Phe	2.3970	4500.0	96	22459	No
36	GOM_NL__2PRFIN20060617_032036_000000532048_00362_22460_9187.N1	17-JUN-2006 03:20:36	Dark	52.500	63	Bet Gru	2.1500	2800.0	105	22460	No
37	GOM_NL__2PRFIN20060617_032239_000000482048_00362_22460_9188.N1	17-JUN-2006 03:22:39	Straylight	48.000	31	Alp Gru	1.7340	15200.	96	22460	No
38	GOM_NL__2PRFIN20060617_032624_000000442048_00362_22460_9189.N1	17-JUN-2006 03:26:24	Straylight	44.000	45	Alp Pav	1.9400	26000.	88	22460	No
39	GOM_NL__2PRFIN20060617_033611_000000442048_00362_22460_9190.N1	17-JUN-2006 03:36:11	Twilight	43.500	25	35Lam Sco	1.6200	28000.	87	22460	No
40	GOM_NL__2PRFIN20060617_033734_000000442048_00362_22460_9191.N1	17-JUN-2006 03:37:34	Twilight	43.500	167	10Gam2Sgr	2.9840	4500.0	87	22460	No
41	GOM_NL__2PRFIN20060617_034244_000000392048_00362_22460_9192.N1	17-JUN-2006 03:42:44	Bright	39.000	86	35Eta Oph	2.4300	10200.	78	22460	No
42	GOM_NL__2PRFIN20060617_034912_000000432048_00362_22460_9193.N1	17-JUN-2006 03:49:12	Bright	43.000	126	60Bet Oph	2.7700	4250.0	86	22460	No

43	GOM_NL__2PRFIN20060617_035142_000000412048_00362_22460_9194.N1	17-JUN-2006 03:51:42	Bright	41.000	59	55Alp Oph	2.0800	8900.0	82	22460	No
44	GOM_NL__2PRFIN20060617_035344_000000372048_00362_22460_9195.N1	17-JUN-2006 03:53:44	Bright	36.500	127	27Bet Her	2.7810	4700.0	73	22460	No
45	GOM_NL__2PRFIN20060617_035645_000000382048_00362_22460_9196.N1	17-JUN-2006 03:56:45	Bright	37.500	133	40Zet Her	2.8070	6000.0	75	22460	No
46	GOM_NL__2PRFIN20060617_040330_000000392048_00362_22460_9197.N1	17-JUN-2006 04:03:30	Bright	38.500	130	23Bet Dra	2.7990	5800.0	77	22460	No
47	GOM_NL__2PRFIN20060617_040507_000000352048_00362_22460_9198.N1	17-JUN-2006 04:05:07	Bright	35.000	119	14Eta Dra	2.7270	4700.0	70	22460	No
48	GOM_NL__2PRFIN20060617_042021_000000412048_00362_22460_9199.N1	17-JUN-2006 04:20:21	Bright	41.000	74	11Bet Cas	2.2680	6600.0	82	22460	No
49	GOM_NL__2PRFIN20060617_042658_000000412048_00362_22460_9200.N1	17-JUN-2006 04:26:58	Bright	40.500	73	57Gam1And	2.2600	13100.	81	22460	No
50	GOM_NL__2PRFIN20060617_042915_000000432048_00362_22460_9201.N1	17-JUN-2006 04:29:15	Bright	42.500	173	4Bet Tri	3.0040	8900.0	85	22460	No
51	GOM_NL__2PRFIN20060617_043253_000000492048_00362_22460_9202.N1	17-JUN-2006 04:32:53	Twilight	48.500	50	13Alp Ari	2.0070	4250.0	97	22460	No
52	GOM_NL__2PRFIN20060617_044848_000000352048_00362_22460_9203.N1	17-JUN-2006 04:48:48	Dark	35.000	52	16Bet Cet	2.0370	4500.0	70	22460	No
53	GOM_NL__2PRFIN20060617_045457_000000502048_00362_22460_9204.N1	17-JUN-2006 04:54:57	Dark	49.500	84	Alp Phe	2.3970	4500.0	99	22460	No
54	GOM_NL__2PRFIN20060617_050113_000000492048_00363_22461_9187.N1	17-JUN-2006 05:01:13	Dark	49.000	63	Bet Gru	2.1500	2800.0	98	22461	No
55	GOM_NL__2PRFIN20060617_050316_000000492048_00363_22461_9188.N1	17-JUN-2006 05:03:16	Straylight	48.500	31	Alp Gru	1.7340	15200.	97	22461	No
56	GOM_NL__2PRFIN20060617_050700_000000432048_00363_22461_9189.N1	17-JUN-2006 05:07:00	Straylight	43.000	45	Alp Pav	1.9400	26000.	86	22461	No
57	GOM_NL__2PRFIN20060617_051647_000000402048_00363_22461_9190.N1	17-JUN-2006 05:16:47	Twi_and_stray	39.500	25	35Lam Sco	1.6200	28000.	79	22461	No
58	GOM_NL__2PRFIN20060617_051811_000000472048_00363_22461_9191.N1	17-JUN-2006 05:18:11	Twi_and_stray	47.000	167	10Gam2Sgr	2.9840	4500.0	94	22461	No
59	GOM_NL__2PRFIN20060617_052320_000000392048_00363_22461_9192.N1	17-JUN-2006 05:23:20	Bright	38.500	86	35Eta Oph	2.4300	10200.	77	22461	No
60	GOM_NL__2PRFIN20060617_052948_000000452048_00363_22461_9193.N1	17-JUN-2006 05:29:48	Bright	45.000	126	60Bet Oph	2.7700	4250.0	90	22461	No
61	GOM_NL__2PRFIN20060617_053217_000000432048_00363_22461_9194.N1	17-JUN-2006 05:32:17	Bright	43.000	59	55Alp Oph	2.0800	8900.0	86	22461	No
62	GOM_NL__2PRFIN20060617_053420_000000362048_00363_22461_9195.N1	17-JUN-2006 05:34:20	Bright	36.000	127	27Bet Her	2.7810	4700.0	72	22461	No
63	GOM_NL__2PRFIN20060617_053720_000000382048_00363_22461_9196.N1	17-JUN-2006 05:37:20	Bright	38.000	133	40Zet Her	2.8070	6000.0	76	22461	No
64	GOM_NL__2PRFIN20060617_054405_000000392048_00363_22461_9197.N1	17-JUN-2006 05:44:05	Bright	39.000	130	23Bet Dra	2.7990	5800.0	78	22461	No
65	GOM_NL__2PRFIN20060617_054544_000000372048_00363_22461_9198.N1	17-JUN-2006 05:45:44	Bright	37.000	119	14Eta Dra	2.7270	4700.0	74	22461	No
66	GOM_NL__2PRFIN20060617_060057_000000482048_00363_22461_9199.N1	17-JUN-2006 06:00:57	Bright	48.000	74	11Bet Cas	2.2680	6600.0	96	22461	No
67	GOM_NL__2PRFIN20060617_060734_000000422048_00363_22461_9200.N1	17-JUN-2006 06:07:34	Bright	41.500	73	57Gam1And	2.2600	13100.	83	22461	No
68	GOM_NL__2PRFIN20060617_060951_000000432048_00363_22461_9201.N1	17-JUN-2006 06:09:51	Bright	42.500	173	4Bet Tri	3.0040	8900.0	85	22461	No
69	GOM_NL__2PRFIN20060617_061329_000000492048_00363_22461_9202.N1	17-JUN-2006 06:13:29	Twilight	48.500	50	13Alp Ari	2.0070	4250.0	97	22461	No
70	GOM_NL__2PRFIN20060617_062925_000000352048_00363_22461_9203.N1	17-JUN-2006 06:29:25	Dark	35.000	52	16Bet Cet	2.0370	4500.0	70	22461	No
71	GOM_NL__2PRFIN20060617_063534_000000452048_00363_22461_9204.N1	17-JUN-2006 06:35:34	Dark	45.000	84	Alp Phe	2.3970	4500.0	90	22461	No
72	GOM_NL__2PRFIN20060617_064150_000000502048_00364_22462_9187.N1	17-JUN-2006 06:41:50	Dark	50.000	63	Bet Gru	2.1500	2800.0	100	22462	No
73	GOM_NL__2PRFIN20060617_064353_000000502048_00364_22462_9188.N1	17-JUN-2006 06:43:53	Straylight	49.500	31	Alp Gru	1.7340	15200.	99	22462	No
74	GOM_NL__2PRFIN20060617_064737_000000412048_00364_22462_9189.N1	17-JUN-2006 06:47:37	Straylight	41.000	45	Alp Pav	1.9400	26000.	82	22462	No
75	GOM_NL__2PRFIN20060617_065723_000000452048_00364_22462_9190.N1	17-JUN-2006 06:57:23	Twi_and_stray	45.000	25	35Lam Sco	1.6200	28000.	90	22462	No
76	GOM_NL__2PRFIN20060617_065847_000000462048_00364_22462_9191.N1	17-JUN-2006 06:58:47	Twi_and_stray	45.500	167	10Gam2Sgr	2.9840	4500.0	91	22462	No
77	GOM_NL__2PRFIN20060617_070356_000000382048_00364_22462_9192.N1	17-JUN-2006 07:03:56	Bright	38.000	86	35Eta Oph	2.4300	10200.	76	22462	No
78	GOM_NL__2PRFIN20060617_071023_000000442048_00364_22462_9193.N1	17-JUN-2006 07:10:23	Bright	43.500	126	60Bet Oph	2.7700	4250.0	87	22462	No
79	GOM_NL__2PRFIN20060617_071253_000000412048_00364_22462_9194.N1	17-JUN-2006 07:12:53	Bright	41.000	59	55Alp Oph	2.0800	8900.0	82	22462	No
80	GOM_NL__2PRFIN20060617_071456_000000382048_00364_22462_9195.N1	17-JUN-2006 07:14:56	Bright	38.000	127	27Bet Her	2.7810	4700.0	76	22462	No
81	GOM_NL__2PRFIN20060617_071756_000000382048_00364_22462_9196.N1	17-JUN-2006 07:17:56	Bright	37.500	133	40Zet Her	2.8070	6000.0	75	22462	No
82	GOM_NL__2PRFIN20060617_072441_000000392048_00364_22462_9197.N1	17-JUN-2006 07:24:41	Bright	39.000	130	23Bet Dra	2.7990	5800.0	78	22462	No
83	GOM_NL__2PRFIN20060617_072619_000000372048_00364_22462_9198.N1	17-JUN-2006 07:26:19	Bright	37.000	119	14Eta Dra	2.7270	4700.0	74	22462	No
84	GOM_NL__2PRFIN20060617_074133_000000442048_00364_22462_9199.N1	17-JUN-2006 07:41:33	Bright	43.500	74	11Bet Cas	2.2680	6600.0	87	22462	No
85	GOM_NL__2PRFIN20060617_074443_000000462048_00364_22462_9200.N1	17-JUN-2006 07:44:43	Bright	46.000	160	23Gam Per	2.9300	4700.0	92	22462	No
86	GOM_NL__2PRFIN20060617_074810_000000412048_00364_22462_9201.N1	17-JUN-2006 07:48:10	Bright	40.500	73	57Gam1And	2.2600	13100.	81	22462	No
87	GOM_NL__2PRFIN20060617_075027_000000422048_00364_22462_9202.N1	17-JUN-2006 07:50:27	Bright	41.500	173	4Bet Tri	3.0040	8900.0	83	22462	No
88	GOM_NL__2PRFIN20060617_075405_000000482048_00364_22462_9203.N1	17-JUN-2006 07:54:05	Twilight	48.000	50	13Alp Ari	2.0070	4250.0	96	22462	No
89	GOM_NL__2PRFIN20060617_081002_000000272048_00364_22462_9204.N1	17-JUN-2006 08:10:02	Dark	27.000	52	16Bet Cet	2.0370	4500.0	54	22462	No
90	GOM_NL__2PRFIN20060617_081611_000000462048_00364_22462_9205.N1	17-JUN-2006 08:16:11	Dark	45.500	84	Alp Phe	2.3970	4500.0	91	22462	No
91	GOM_NL__2PRFIN20060617_082227_000000522048_00365_22463_9187.N1	17-JUN-2006 08:22:27	Dark	51.500	63	Bet Gru	2.1500	2800.0	103	22463	No
92	GOM_NL__2PRFIN20060617_082430_000000502048_00365_22463_9188.N1	17-JUN-2006 08:24:30	Straylight	49.500	31	Alp Gru	1.7340	15200.	99	22463	No
93	GOM_NL__2PRFIN20060617_082813_000000432048_00365_22463_9189.N1	17-JUN-2006 08:28:13	Straylight	42.500	45	Alp Pav	1.9400	26000.	85	22463	No
94	GOM_NL__2PRFIN20060617_083800_000000452048_00365_22463_9190.N1	17-JUN-2006 08:38:00	Twi_and_stray	44.500	25	35Lam Sco	1.6200	28000.	89	22463	No
95	GOM_NL__2PRFIN20060617_083923_000000442048_00365_22463_9191.N1	17-JUN-2006 08:39:23	Twi_and_stray	44.000	167	10Gam2Sgr	2.9840	4500.0	88	22463	No
96	GOM_NL__2PRFIN20060617_084432_000000382048_00365_22463_9192.N1	17-JUN-2006 08:44:32	Bright	38.000	86	35Eta Oph	2.4300	10200.	76	22463	No
97	GOM_NL__2PRFIN20060617_085059_000000422048_00365_22463_9193.N1	17-JUN-2006 08:50:59	Bright	41.500	126	60Bet Oph	2.7700	4250.0	83	22463	No
98	GOM_NL__2PRFIN20060617_085329_000000422048_00365_22463_9194.N1	17-JUN-2006 08:53:29	Bright	41.500	59	55Alp Oph	2.0800	8900.0	83	22463	No
99	GOM_NL__2PRFIN20060617_085532_000000372048_00365_22463_9195.N1	17-JUN-2006 08:55:32	Bright	36.500	127	27Bet Her	2.7810	4700.0	73	22463	No
100	GOM_NL__2PRFIN20060617_085832_000000382048_00365_22463_9196.N1	17-JUN-2006 08:58:32	Bright	37.500	133	40Zet Her	2.8070	6000.0	75	22463	No
101	GOM_NL__2PRFIN20060617_090517_000000392048_00365_22463_9197.N1	17-JUN-2006 09:05:17	Bright	38.500	130	23Bet Dra	2.7990	5800.0	77	22463	No

102	GOM_NL__2PRFIN20060617_090655_000000362048_00365_22463_9198.N1	17-JUN-2006 09:06:55	Bright	36.000	119	14Eta Dra	2.7270	4700.0	72	22463	No
103	GOM_NL__2PRFIN20060617_092208_000000432048_00365_22463_9199.N1	17-JUN-2006 09:22:08	Bright	42.500	74	11Bet Cas	2.2680	6600.0	85	22463	No
104	GOM_NL__2PRFIN20060617_092519_000000342048_00365_22463_9200.N1	17-JUN-2006 09:25:19	Bright	33.500	160	23Gam Per	2.9300	4700.0	67	22463	No
105	GOM_NL__2PRFIN20060617_092846_000000422048_00365_22463_9201.N1	17-JUN-2006 09:28:46	Bright	41.500	73	57Gam1And	2.2600	13100.	83	22463	No
106	GOM_NL__2PRFIN20060617_093104_000000412048_00365_22463_9202.N1	17-JUN-2006 09:31:04	Bright	41.000	173	4Bet Tri	3.0040	8900.0	82	22463	No
107	GOM_NL__2PRFIN20060617_093441_000000492048_00365_22463_9203.N1	17-JUN-2006 09:34:41	Twilight	48.500	50	13Alp Ari	2.0070	4250.0	97	22463	No
108	GOM_NL__2PRFIN20060617_095039_000000272048_00365_22463_9204.N1	17-JUN-2006 09:50:39	Dark	27.000	52	16Bet Cet	2.0370	4500.0	54	22463	No
109	GOM_NL__2PRFIN20060617_095647_000000512048_00365_22463_9205.N1	17-JUN-2006 09:56:47	Dark	51.000	84	Alp Phe	2.3970	4500.0	102	22463	No
110	GOM_NL__2PRFIN20060617_100304_000000522048_00366_22464_9187.N1	17-JUN-2006 10:03:04	Dark	51.500	63	Bet Gru	2.1500	2800.0	103	22464	No
111	GOM_NL__2PRFIN20060617_100507_000000502048_00366_22464_9188.N1	17-JUN-2006 10:05:07	Straylight	49.500	31	Alp Gru	1.7340	15200.	99	22464	No
112	GOM_NL__2PRFIN20060617_100850_000000422048_00366_22464_9189.N1	17-JUN-2006 10:08:50	Straylight	41.500	45	Alp Pav	1.9400	26000.	83	22464	No
113	GOM_NL__2PRFIN20060617_101836_000000462048_00366_22464_9190.N1	17-JUN-2006 10:18:36	Tw_i_and_stray	46.000	25	35Lam Sco	1.6200	28000.	92	22464	No
114	GOM_NL__2PRFIN20060617_101959_000000462048_00366_22464_9191.N1	17-JUN-2006 10:19:59	Tw_i_and_stray	46.000	167	10Gam2Sgr	2.9840	4500.0	92	22464	No
115	GOM_NL__2PRFIN20060617_102508_000000382048_00366_22464_9192.N1	17-JUN-2006 10:25:08	Bright	38.000	86	35Eta Oph	2.4300	10200.	76	22464	No
116	GOM_NL__2PRFIN20060617_103135_000000422048_00366_22464_9193.N1	17-JUN-2006 10:31:35	Bright	41.500	126	60Bet Oph	2.7700	4250.0	83	22464	No
117	GOM_NL__2PRFIN20060617_103404_000000412048_00366_22464_9194.N1	17-JUN-2006 10:34:04	Bright	41.000	59	55Alp Oph	2.0800	8900.0	82	22464	No
118	GOM_NL__2PRFIN20060617_103607_000000372048_00366_22464_9195.N1	17-JUN-2006 10:36:07	Bright	36.500	127	27Bet Her	2.7810	4700.0	73	22464	No
119	GOM_NL__2PRFIN20060617_103908_000000362048_00366_22464_9196.N1	17-JUN-2006 10:39:08	Bright	35.500	133	40Zet Her	2.8070	6000.0	71	22464	No
120	GOM_NL__2PRFIN20060617_104552_000000402048_00366_22464_9197.N1	17-JUN-2006 10:45:52	Bright	39.500	130	23Bet Dra	2.7990	5800.0	79	22464	No
121	GOM_NL__2PRFIN20060617_104731_000000372048_00366_22464_9198.N1	17-JUN-2006 10:47:31	Bright	37.000	119	14Eta Dra	2.7270	4700.0	74	22464	No
122	GOM_NL__2PRFIN20060617_110244_000000442048_00366_22464_9199.N1	17-JUN-2006 11:02:44	Bright	44.000	74	11Bet Cas	2.2680	6600.0	88	22464	No
123	GOM_NL__2PRFIN20060617_110408_000000462048_00366_22464_9200.N1	17-JUN-2006 11:04:08	Bright	46.000	68	18Alp Cas	2.2250	4500.0	92	22464	No
124	GOM_NL__2PRFIN20060617_110555_000000362048_00366_22464_9201.N1	17-JUN-2006 11:05:55	Bright	36.000	160	23Gam Per	2.9300	4700.0	72	22464	No
125	GOM_NL__2PRFIN20060617_110922_000000422048_00366_22464_9202.N1	17-JUN-2006 11:09:22	Bright	42.000	73	57Gam1And	2.2600	13100.	84	22464	No
126	GOM_NL__2PRFIN20060617_111139_000000432048_00366_22464_9203.N1	17-JUN-2006 11:11:39	Bright	42.500	173	4Bet Tri	3.0040	8900.0	85	22464	No
127	GOM_NL__2PRFIN20060617_111517_000000522048_00366_22464_9204.N1	17-JUN-2006 11:15:17	Twilight	51.500	50	13Alp Ari	2.0070	4250.0	103	22464	No
128	GOM_NL__2PRFIN20060617_113724_000000452048_00366_22464_9205.N1	17-JUN-2006 11:37:24	Dark	44.500	84	Alp Phe	2.3970	4500.0	89	22464	No
129	GOM_NL__2PRFIN20060617_114341_000000592048_00367_22465_9187.N1	17-JUN-2006 11:43:41	Dark	58.500	63	Bet Gru	2.1500	2800.0	117	22465	No
130	GOM_NL__2PRFIN20060617_114544_000000482048_00367_22465_9188.N1	17-JUN-2006 11:45:44	Straylight	47.500	31	Alp Gru	1.7340	15200.	95	22465	No
131	GOM_NL__2PRFIN20060617_114926_000000422048_00367_22465_9189.N1	17-JUN-2006 11:49:26	Straylight	41.500	45	Alp Pav	1.9400	26000.	83	22465	No
132	GOM_NL__2PRFIN20060617_115912_000000442048_00367_22465_9190.N1	17-JUN-2006 11:59:12	Tw_i_and_stray	43.500	25	35Lam Sco	1.6200	28000.	87	22465	No
133	GOM_NL__2PRFIN20060617_120036_000000462048_00367_22465_9191.N1	17-JUN-2006 12:00:36	Tw_i_and_stray	46.000	167	10Gam2Sgr	2.9840	4500.0	92	22465	No
134	GOM_NL__2PRFIN20060617_120544_000000392048_00367_22465_9192.N1	17-JUN-2006 12:05:44	Bright	38.500	86	35Eta Oph	2.4300	10200.	77	22465	No
135	GOM_NL__2PRFIN20060617_121210_000000422048_00367_22465_9193.N1	17-JUN-2006 12:12:10	Bright	41.500	126	60Bet Oph	2.7700	4250.0	83	22465	No
136	GOM_NL__2PRFIN20060617_121440_000000412048_00367_22465_9194.N1	17-JUN-2006 12:14:40	Bright	40.500	59	55Alp Oph	2.0800	8900.0	81	22465	No
137	GOM_NL__2PRFIN20060617_121643_000000532048_00367_22465_9195.N1	17-JUN-2006 12:16:43	Bright	53.000	127	27Bet Her	2.7810	4700.0	106	22465	No
138	GOM_NL__2PRFIN20060617_121944_000000382048_00367_22465_9196.N1	17-JUN-2006 12:19:44	Bright	38.000	133	40Zet Her	2.8070	6000.0	76	22465	No
139	GOM_NL__2PRFIN20060617_122628_000000412048_00367_22465_9197.N1	17-JUN-2006 12:26:28	Bright	40.500	130	23Bet Dra	2.7990	5800.0	81	22465	No
140	GOM_NL__2PRFIN20060617_122807_000000382048_00367_22465_9198.N1	17-JUN-2006 12:28:07	Bright	37.500	119	14Eta Dra	2.7270	4700.0	75	22465	No
141	GOM_NL__2PRFIN20060617_124319_000000652048_00367_22465_9199.N1	17-JUN-2006 12:43:19	Bright	65.000	74	11Bet Cas	2.2680	6600.0	130	22465	No
142	GOM_NL__2PRFIN20060617_124444_000000632048_00367_22465_9200.N1	17-JUN-2006 12:44:44	Bright	63.000	68	18Alp Cas	2.2250	4500.0	126	22465	No
143	GOM_NL__2PRFIN20060617_124631_000000342048_00367_22465_9201.N1	17-JUN-2006 12:46:31	Bright	33.500	160	23Gam Per	2.9300	4700.0	67	22465	No
144	GOM_NL__2PRFIN20060617_124958_000000412048_00367_22465_9202.N1	17-JUN-2006 12:49:58	Bright	40.500	73	57Gam1And	2.2600	13100.	81	22465	No
145	GOM_NL__2PRFIN20060617_125215_000000412048_00367_22465_9203.N1	17-JUN-2006 12:52:15	Bright	41.000	173	4Bet Tri	3.0040	8900.0	82	22465	No
146	GOM_NL__2PRFIN20060617_125553_000000482048_00367_22465_9204.N1	17-JUN-2006 12:55:53	Twilight	47.500	50	13Alp Ari	2.0070	4250.0	95	22465	No
147	GOM_NL__2PRFIN20060617_131801_000000472048_00367_22465_9205.N1	17-JUN-2006 13:18:01	Dark	46.500	84	Alp Phe	2.3970	4500.0	93	22465	No
148	GOM_NL__2PRFIN20060617_132418_000000502048_00368_22466_9187.N1	17-JUN-2006 13:24:18	Dark	50.000	63	Bet Gru	2.1500	2800.0	100	22466	No
149	GOM_NL__2PRFIN20060617_132621_000000512048_00368_22466_9188.N1	17-JUN-2006 13:26:21	Straylight	50.500	31	Alp Gru	1.7340	15200.	101	22466	No
150	GOM_NL__2PRFIN20060617_133003_000000422048_00368_22466_9189.N1	17-JUN-2006 13:30:03	Straylight	41.500	45	Alp Pav	1.9400	26000.	83	22466	No
151	GOM_NL__2PRFIN20060617_133948_000000412048_00368_22466_9190.N1	17-JUN-2006 13:39:48	Tw_i_and_stray	41.000	25	35Lam Sco	1.6200	28000.	82	22466	No
152	GOM_NL__2PRFIN20060617_134112_000000452048_00368_22466_9191.N1	17-JUN-2006 13:41:12	Tw_i_and_stray	45.000	167	10Gam2Sgr	2.9840	4500.0	90	22466	No
153	GOM_NL__2PRFIN20060617_134620_000000382048_00368_22466_9192.N1	17-JUN-2006 13:46:20	Bright	38.000	86	35Eta Oph	2.4300	10200.	76	22466	No
154	GOM_NL__2PRFIN20060617_135246_000000422048_00368_22466_9193.N1	17-JUN-2006 13:52:46	Bright	41.500	126	60Bet Oph	2.7700	4250.0	83	22466	No
155	GOM_NL__2PRFIN20060617_135516_000000622048_00368_22466_9194.N1	17-JUN-2006 13:55:16	Bright	62.000	59	55Alp Oph	2.0800	8900.0	124	22466	No
156	GOM_NL__2PRFIN20060617_135719_000000352048_00368_22466_9195.N1	17-JUN-2006 13:57:19	Bright	35.000	127	27Bet Her	2.7810	4700.0	70	22466	No
157	GOM_NL__2PRFIN20060617_140019_000000392048_00368_22466_9196.N1	17-JUN-2006 14:00:19	Bright	38.500	133	40Zet Her	2.8070	6000.0	77	22466	No
158	GOM_NL__2PRFIN20060617_140703_000000402048_00368_22466_9197.N1	17-JUN-2006 14:07:03	Bright	40.000	130	23Bet Dra	2.7990	5800.0	80	22466	No
159	GOM_NL__2PRFIN20060617_140843_000000352048_00368_22466_9198.N1	17-JUN-2006 14:08:43	Bright	35.000	119	14Eta Dra	2.7270	4700.0	70	22466	No
160	GOM_NL__2PRFIN20060617_142355_000000502048_00368_22466_9199.N1	17-JUN-2006 14:23:55	Bright	50.000	74	11Bet Cas	2.2680	6600.0	100	22466	No

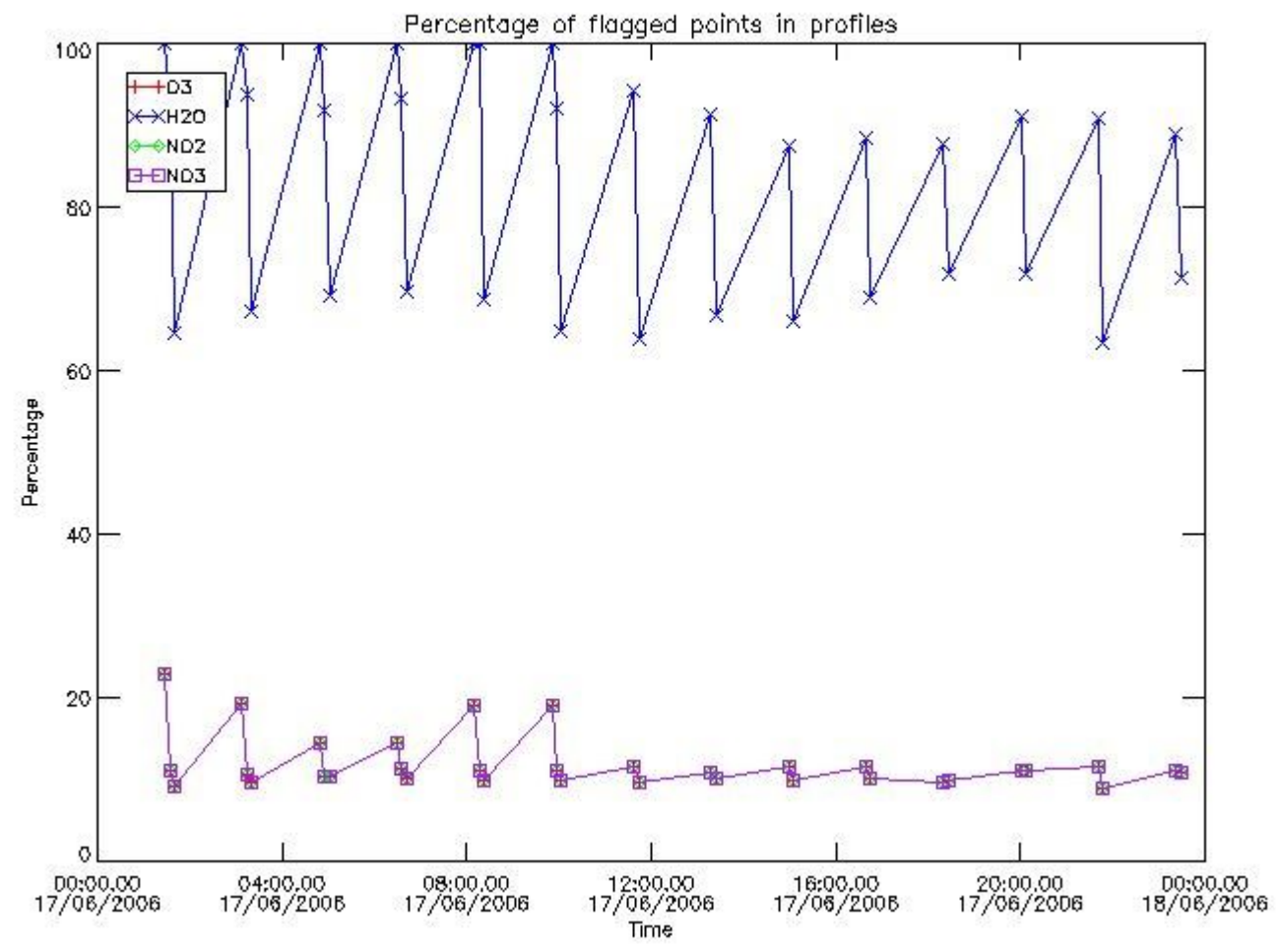
161	GOM_NL__2PRFIN20060617_142519_000000442048_00368_22466_9200.N1	17-JUN-2006 14:25:19	Bright	43.500	68	18Alp Cas	2.2250	4500.0	87	22466	No
162	GOM_NL__2PRFIN20060617_142707_000000532048_00368_22466_9201.N1	17-JUN-2006 14:27:07	Bright	53.000	160	23Gam Per	2.9300	4700.0	106	22466	No
163	GOM_NL__2PRFIN20060617_143034_000000402048_00368_22466_9202.N1	17-JUN-2006 14:30:34	Bright	39.500	73	57Gam1And	2.2600	13100.	79	22466	No
164	GOM_NL__2PRFIN20060617_143252_000000442048_00368_22466_9203.N1	17-JUN-2006 14:32:52	Bright	44.000	173	4Bet Tri	3.0040	8900.0	88	22466	No
165	GOM_NL__2PRFIN20060617_143629_000000522048_00368_22466_9204.N1	17-JUN-2006 14:36:29	Twilight	52.000	50	13Alp Ari	2.0070	4250.0	104	22466	No
166	GOM_NL__2PRFIN20060617_145838_000000452048_00368_22466_9205.N1	17-JUN-2006 14:58:38	Dark	44.500	84	Alp Phe	2.3970	4500.0	89	22466	No
167	GOM_NL__2PRFIN20060617_150455_000000522048_00369_22467_9187.N1	17-JUN-2006 15:04:55	Dark	52.000	63	Bet Gru	2.1500	2800.0	104	22467	No
168	GOM_NL__2PRFIN20060617_150658_000000492048_00369_22467_9188.N1	17-JUN-2006 15:06:58	Straylight	48.500	31	Alp Gru	1.7340	15200.	97	22467	No
169	GOM_NL__2PRFIN20060617_151039_000000412048_00369_22467_9189.N1	17-JUN-2006 15:10:39	Straylight	41.000	45	Alp Pav	1.9400	26000.	82	22467	No
170	GOM_NL__2PRFIN20060617_152024_000000442048_00369_22467_9190.N1	17-JUN-2006 15:20:24	Twi_and_stray	43.500	25	35Lam Sco	1.6200	28000.	87	22467	No
171	GOM_NL__2PRFIN20060617_152148_000000462048_00369_22467_9191.N1	17-JUN-2006 15:21:48	Twi_and_stray	46.000	167	10Gam2Sgr	2.9840	4500.0	92	22467	No
172	GOM_NL__2PRFIN20060617_152656_000000392048_00369_22467_9192.N1	17-JUN-2006 15:26:56	Bright	38.500	86	35Eta Oph	2.4300	10200.	77	22467	No
173	GOM_NL__2PRFIN20060617_153322_000000422048_00369_22467_9193.N1	17-JUN-2006 15:33:22	Bright	41.500	126	60Bet Oph	2.7700	4250.0	83	22467	No
174	GOM_NL__2PRFIN20060617_153551_000000422048_00369_22467_9194.N1	17-JUN-2006 15:35:51	Bright	41.500	59	55Alp Oph	2.0800	8900.0	83	22467	No
175	GOM_NL__2PRFIN20060617_153755_000000532048_00369_22467_9195.N1	17-JUN-2006 15:37:55	Bright	53.000	127	27Bet Her	2.7810	4700.0	106	22467	No
176	GOM_NL__2PRFIN20060617_154055_000000362048_00369_22467_9196.N1	17-JUN-2006 15:40:55	Bright	35.500	133	40Zet Her	2.8070	6000.0	71	22467	No
177	GOM_NL__2PRFIN20060617_154739_000000362048_00369_22467_9197.N1	17-JUN-2006 15:47:39	Bright	36.000	130	23Bet Dra	2.7990	5800.0	72	22467	No
178	GOM_NL__2PRFIN20060617_154918_000000382048_00369_22467_9198.N1	17-JUN-2006 15:49:18	Bright	37.500	119	14Eta Dra	2.7270	4700.0	75	22467	No
179	GOM_NL__2PRFIN20060617_160430_000000432048_00369_22467_9199.N1	17-JUN-2006 16:04:30	Bright	43.000	74	11Bet Cas	2.2680	6600.0	86	22467	No
180	GOM_NL__2PRFIN20060617_160555_000000632048_00369_22467_9200.N1	17-JUN-2006 16:05:55	Bright	63.000	68	18Alp Cas	2.2250	4500.0	126	22467	No
181	GOM_NL__2PRFIN20060617_160743_000000362048_00369_22467_9201.N1	17-JUN-2006 16:07:43	Bright	35.500	160	23Gam Per	2.9300	4700.0	71	22467	No
182	GOM_NL__2PRFIN20060617_161110_000000422048_00369_22467_9202.N1	17-JUN-2006 16:11:10	Bright	41.500	73	57Gam1And	2.2600	13100.	83	22467	No
183	GOM_NL__2PRFIN20060617_161328_000000402048_00369_22467_9203.N1	17-JUN-2006 16:13:28	Bright	40.000	173	4Bet Tri	3.0040	8900.0	80	22467	No
184	GOM_NL__2PRFIN20060617_161706_000000472048_00369_22467_9204.N1	17-JUN-2006 16:17:06	Twilight	47.000	50	13Alp Ari	2.0070	4250.0	94	22467	No
185	GOM_NL__2PRFIN20060617_163914_000000442048_00369_22467_9205.N1	17-JUN-2006 16:39:14	Dark	44.000	84	Alp Phe	2.3970	4500.0	88	22467	No
186	GOM_NL__2PRFIN20060617_164532_000000512048_00370_22468_9187.N1	17-JUN-2006 16:45:32	Dark	50.500	63	Bet Gru	2.1500	2800.0	101	22468	No
187	GOM_NL__2PRFIN20060617_164735_000000472048_00370_22468_9188.N1	17-JUN-2006 16:47:35	Straylight	47.000	31	Alp Gru	1.7340	15200.	94	22468	No
188	GOM_NL__2PRFIN20060617_165116_000000422048_00370_22468_9189.N1	17-JUN-2006 16:51:16	Straylight	41.500	45	Alp Pav	1.9400	26000.	83	22468	No
189	GOM_NL__2PRFIN20060617_170101_000000442048_00370_22468_9190.N1	17-JUN-2006 17:01:01	Twi_and_stray	43.500	25	35Lam Sco	1.6200	28000.	87	22468	No
190	GOM_NL__2PRFIN20060617_170224_000000432048_00370_22468_9191.N1	17-JUN-2006 17:02:24	Twi_and_stray	43.000	167	10Gam2Sgr	2.9840	4500.0	86	22468	No
191	GOM_NL__2PRFIN20060617_170732_000000372048_00370_22468_9192.N1	17-JUN-2006 17:07:32	Bright	37.000	86	35Eta Oph	2.4300	10200.	74	22468	No
192	GOM_NL__2PRFIN20060617_171358_000000422048_00370_22468_9193.N1	17-JUN-2006 17:13:58	Bright	41.500	126	60Bet Oph	2.7700	4250.0	83	22468	No
193	GOM_NL__2PRFIN20060617_171627_000000422048_00370_22468_9194.N1	17-JUN-2006 17:16:27	Bright	41.500	59	55Alp Oph	2.0800	8900.0	83	22468	No
194	GOM_NL__2PRFIN20060617_171831_000000372048_00370_22468_9195.N1	17-JUN-2006 17:18:31	Bright	37.000	127	27Bet Her	2.7810	4700.0	74	22468	No
195	GOM_NL__2PRFIN20060617_172131_000000372048_00370_22468_9196.N1	17-JUN-2006 17:21:31	Bright	37.000	133	40Zet Her	2.8070	6000.0	74	22468	No
196	GOM_NL__2PRFIN20060617_172815_000000392048_00370_22468_9197.N1	17-JUN-2006 17:28:15	Bright	39.000	130	23Bet Dra	2.7990	5800.0	78	22468	No
197	GOM_NL__2PRFIN20060617_172954_000000372048_00370_22468_9198.N1	17-JUN-2006 17:29:54	Bright	36.500	119	14Eta Dra	2.7270	4700.0	73	22468	No
198	GOM_NL__2PRFIN20060617_174506_000000442048_00370_22468_9199.N1	17-JUN-2006 17:45:06	Bright	44.000	74	11Bet Cas	2.2680	6600.0	88	22468	No
199	GOM_NL__2PRFIN20060617_174631_000000422048_00370_22468_9200.N1	17-JUN-2006 17:46:31	Bright	42.000	68	18Alp Cas	2.2250	4500.0	84	22468	No
200	GOM_NL__2PRFIN20060617_174819_000000532048_00370_22468_9201.N1	17-JUN-2006 17:48:19	Bright	53.000	160	23Gam Per	2.9300	4700.0	106	22468	No
201	GOM_NL__2PRFIN20060617_175146_000000402048_00370_22468_9202.N1	17-JUN-2006 17:51:46	Bright	40.000	73	57Gam1And	2.2600	13100.	80	22468	No
202	GOM_NL__2PRFIN20060617_175404_000000452048_00370_22468_9203.N1	17-JUN-2006 17:54:04	Bright	44.500	173	4Bet Tri	3.0040	8900.0	89	22468	No
203	GOM_NL__2PRFIN20060617_175742_000000462048_00370_22468_9204.N1	17-JUN-2006 17:57:42	Twilight	46.000	50	13Alp Ari	2.0070	4250.0	92	22468	No
204	GOM_NL__2PRFIN20060617_181951_000000542048_00370_22468_9205.N1	17-JUN-2006 18:19:51	Dark	53.500	84	Alp Phe	2.3970	4500.0	107	22468	No
205	GOM_NL__2PRFIN20060617_182609_000000522048_00371_22469_9207.N1	17-JUN-2006 18:26:09	Dark	52.000	63	Bet Gru	2.1500	2800.0	104	22469	No
206	GOM_NL__2PRFIN20060617_182812_000000512048_00371_22469_9208.N1	17-JUN-2006 18:28:12	Straylight	51.000	31	Alp Gru	1.7340	15200.	102	22469	No
207	GOM_NL__2PRFIN20060617_183153_000000502048_00371_22469_9209.N1	17-JUN-2006 18:31:53	Straylight	49.500	45	Alp Pav	1.9400	26000.	99	22469	No
208	GOM_NL__2PRFIN20060617_184137_000000442048_00371_22469_9210.N1	17-JUN-2006 18:41:37	Twi_and_stray	44.000	25	35Lam Sco	1.6200	28000.	88	22469	No
209	GOM_NL__2PRFIN20060617_184301_000000462048_00371_22469_9211.N1	17-JUN-2006 18:43:01	Twi_and_stray	45.500	167	10Gam2Sgr	2.9840	4500.0	91	22469	No
210	GOM_NL__2PRFIN20060617_184808_000000392048_00371_22469_9212.N1	17-JUN-2006 18:48:08	Bright	38.500	86	35Eta Oph	2.4300	10200.	77	22469	No
211	GOM_NL__2PRFIN20060617_185434_000000412048_00371_22469_9213.N1	17-JUN-2006 18:54:34	Bright	41.000	126	60Bet Oph	2.7700	4250.0	82	22469	No
212	GOM_NL__2PRFIN20060617_185703_000000422048_00371_22469_9214.N1	17-JUN-2006 18:57:03	Bright	42.000	59	55Alp Oph	2.0800	8900.0	84	22469	No
213	GOM_NL__2PRFIN20060617_185907_000000362048_00371_22469_9215.N1	17-JUN-2006 18:59:07	Bright	35.500	127	27Bet Her	2.7810	4700.0	71	22469	No
214	GOM_NL__2PRFIN20060617_190207_000000372048_00371_22469_9216.N1	17-JUN-2006 19:02:07	Bright	37.000	133	40Zet Her	2.8070	6000.0	74	22469	No
215	GOM_NL__2PRFIN20060617_190850_000000402048_00371_22469_9217.N1	17-JUN-2006 19:08:50	Bright	40.000	130	23Bet Dra	2.7990	5800.0	80	22469	No
216	GOM_NL__2PRFIN20060617_191030_000000362048_00371_22469_9218.N1	17-JUN-2006 19:10:30	Bright	36.000	119	14Eta Dra	2.7270	4700.0	72	22469	No
217	GOM_NL__2PRFIN20060617_192542_000000402048_00371_22469_9219.N1	17-JUN-2006 19:25:42	Bright	40.000	74	11Bet Cas	2.2680	6600.0	80	22469	No
218	GOM_NL__2PRFIN20060617_192706_000000412048_00371_22469_9220.N1	17-JUN-2006 19:27:06	Bright	41.000	68	18Alp Cas	2.2250	4500.0	82	22469	No
219	GOM_NL__2PRFIN20060617_192855_000000512048_00371_22469_9221.N1	17-JUN-2006 19:28:55	Bright	50.500	160	23Gam Per	2.9300	4700.0	101	22469	No

220	GOM_NL__2PRFIN20060617_193222_000000422048_00371_22469_9222.N1	17-JUN-2006 19:32:22	Bright	41.500	73	57Gam1And	2.2600	13100.	83	22469	No
221	GOM_NL__2PRFIN20060617_193440_000000432048_00371_22469_9223.N1	17-JUN-2006 19:34:40	Bright	43.000	173	4Bet Tri	3.0040	8900.0	86	22469	No
222	GOM_NL__2PRFIN20060617_193818_000000482048_00371_22469_9224.N1	17-JUN-2006 19:38:18	Twilight	47.500	50	13Alp Ari	2.0070	4250.0	95	22469	No
223	GOM_NL__2PRFIN20060617_200028_000000462048_00371_22469_9225.N1	17-JUN-2006 20:00:28	Dark	45.500	84	Alp Phe	2.3970	4500.0	91	22469	No
224	GOM_NL__2PRFIN20060617_200646_000000502048_00372_22470_9207.N1	17-JUN-2006 20:06:46	Dark	50.000	63	Bet Gru	2.1500	2800.0	100	22470	No
225	GOM_NL__2PRFIN20060617_200849_000000462048_00372_22470_9208.N1	17-JUN-2006 20:08:49	Straylight	46.000	31	Alp Gru	1.7340	15200.	92	22470	No
226	GOM_NL__2PRFIN20060617_201229_000000422048_00372_22470_9209.N1	17-JUN-2006 20:12:29	Straylight	42.000	45	Alp Pav	1.9400	26000.	84	22470	No
227	GOM_NL__2PRFIN20060617_202213_000000442048_00372_22470_9210.N1	17-JUN-2006 20:22:13	Tw_i_and_stray	43.500	25	35Lam Sco	1.6200	28000.	87	22470	No
228	GOM_NL__2PRFIN20060617_202337_000000472048_00372_22470_9211.N1	17-JUN-2006 20:23:37	Tw_i_and_stray	47.000	167	10Gam2Sgr	2.9840	4500.0	94	22470	No
229	GOM_NL__2PRFIN20060617_202844_000000372048_00372_22470_9212.N1	17-JUN-2006 20:28:44	Bright	36.500	86	35Eta Oph	2.4300	10200.	73	22470	No
230	GOM_NL__2PRFIN20060617_203509_000000422048_00372_22470_9213.N1	17-JUN-2006 20:35:09	Bright	41.500	126	60Bet Oph	2.7700	4250.0	83	22470	No
231	GOM_NL__2PRFIN20060617_203739_000000422048_00372_22470_9214.N1	17-JUN-2006 20:37:39	Bright	42.000	59	55Alp Oph	2.0800	8900.0	84	22470	No
232	GOM_NL__2PRFIN20060617_203943_000000352048_00372_22470_9215.N1	17-JUN-2006 20:39:43	Bright	35.000	127	27Bet Her	2.7810	4700.0	70	22470	No
233	GOM_NL__2PRFIN20060617_204243_000000362048_00372_22470_9216.N1	17-JUN-2006 20:42:43	Bright	35.500	133	40Zet Her	2.8070	6000.0	71	22470	No
234	GOM_NL__2PRFIN20060617_204926_000000402048_00372_22470_9217.N1	17-JUN-2006 20:49:26	Bright	39.500	130	23Bet Dra	2.7990	5800.0	79	22470	No
235	GOM_NL__2PRFIN20060617_205106_000000362048_00372_22470_9218.N1	17-JUN-2006 20:51:06	Bright	35.500	119	14Eta Dra	2.7270	4700.0	71	22470	No
236	GOM_NL__2PRFIN20060617_210617_000000432048_00372_22470_9219.N1	17-JUN-2006 21:06:17	Bright	42.500	74	11Bet Cas	2.2680	6600.0	85	22470	No
237	GOM_NL__2PRFIN20060617_210742_000000462048_00372_22470_9220.N1	17-JUN-2006 21:07:42	Bright	46.000	68	18Alp Cas	2.2250	4500.0	92	22470	No
238	GOM_NL__2PRFIN20060617_210931_000000392048_00372_22470_9221.N1	17-JUN-2006 21:09:31	Bright	39.000	160	23Gam Per	2.9300	4700.0	78	22470	No
239	GOM_NL__2PRFIN20060617_211258_000000402048_00372_22470_9222.N1	17-JUN-2006 21:12:58	Bright	40.000	73	57Gam1And	2.2600	13100.	80	22470	No
240	GOM_NL__2PRFIN20060617_211516_000000432048_00372_22470_9223.N1	17-JUN-2006 21:15:16	Bright	42.500	173	4Bet Tri	3.0040	8900.0	85	22470	No
241	GOM_NL__2PRFIN20060617_211854_000000542048_00372_22470_9224.N1	17-JUN-2006 21:18:54	Twilight	53.500	50	13Alp Ari	2.0070	4250.0	107	22470	No
242	GOM_NL__2PRFIN20060617_214105_000000442048_00372_22470_9225.N1	17-JUN-2006 21:41:05	Dark	44.000	84	Alp Phe	2.3970	4500.0	88	22470	No
243	GOM_NL__2PRFIN20060617_214723_000000572048_00373_22471_9207.N1	17-JUN-2006 21:47:23	Dark	56.500	63	Bet Gru	2.1500	2800.0	113	22471	No
244	GOM_NL__2PRFIN20060617_214926_000000482048_00373_22471_9208.N1	17-JUN-2006 21:49:26	Straylight	47.500	31	Alp Gru	1.7340	15200.	95	22471	No
245	GOM_NL__2PRFIN20060617_215306_000000422048_00373_22471_9209.N1	17-JUN-2006 21:53:06	Straylight	42.000	45	Alp Pav	1.9400	26000.	84	22471	No
246	GOM_NL__2PRFIN20060617_220249_000000432048_00373_22471_9210.N1	17-JUN-2006 22:02:49	Tw_i_and_stray	42.500	25	35Lam Sco	1.6200	28000.	85	22471	No
247	GOM_NL__2PRFIN20060617_220413_000000462048_00373_22471_9211.N1	17-JUN-2006 22:04:13	Tw_i_and_stray	46.000	167	10Gam2Sgr	2.9840	4500.0	92	22471	No
248	GOM_NL__2PRFIN20060617_220920_000000392048_00373_22471_9212.N1	17-JUN-2006 22:09:20	Bright	38.500	86	35Eta Oph	2.4300	10200.	77	22471	No
249	GOM_NL__2PRFIN20060617_221545_000000432048_00373_22471_9213.N1	17-JUN-2006 22:15:45	Bright	42.500	126	60Bet Oph	2.7700	4250.0	85	22471	No
250	GOM_NL__2PRFIN20060617_221814_000000442048_00373_22471_9214.N1	17-JUN-2006 22:18:14	Bright	43.500	59	55Alp Oph	2.0800	8900.0	87	22471	No
251	GOM_NL__2PRFIN20060617_222019_000000392048_00373_22471_9215.N1	17-JUN-2006 22:20:19	Bright	38.500	127	27Bet Her	2.7810	4700.0	77	22471	No
252	GOM_NL__2PRFIN20060617_222318_000000372048_00373_22471_9216.N1	17-JUN-2006 22:23:18	Bright	37.000	133	40Zet Her	2.8070	6000.0	74	22471	No
253	GOM_NL__2PRFIN20060617_223001_000000412048_00373_22471_9217.N1	17-JUN-2006 22:30:01	Bright	40.500	130	23Bet Dra	2.7990	5800.0	81	22471	No
254	GOM_NL__2PRFIN20060617_223142_000000332048_00373_22471_9218.N1	17-JUN-2006 22:31:42	Bright	33.000	119	14Eta Dra	2.7270	4700.0	66	22471	No
255	GOM_NL__2PRFIN20060617_224653_000000442048_00373_22471_9219.N1	17-JUN-2006 22:46:53	Bright	43.500	74	11Bet Cas	2.2680	6600.0	87	22471	No
256	GOM_NL__2PRFIN20060617_224818_000000442048_00373_22471_9220.N1	17-JUN-2006 22:48:18	Bright	44.000	68	18Alp Cas	2.2250	4500.0	88	22471	No
257	GOM_NL__2PRFIN20060617_225007_000000532048_00373_22471_9221.N1	17-JUN-2006 22:50:07	Bright	53.000	160	23Gam Per	2.9300	4700.0	106	22471	No
258	GOM_NL__2PRFIN20060617_225334_000000422048_00373_22471_9222.N1	17-JUN-2006 22:53:34	Bright	41.500	73	57Gam1And	2.2600	13100.	83	22471	No
259	GOM_NL__2PRFIN20060617_225552_000000432048_00373_22471_9223.N1	17-JUN-2006 22:55:52	Bright	42.500	173	4Bet Tri	3.0040	8900.0	85	22471	No
260	GOM_NL__2PRFIN20060617_225930_000000492048_00373_22471_9224.N1	17-JUN-2006 22:59:30	Twilight	48.500	50	13Alp Ari	2.0070	4250.0	97	22471	No
261	GOM_NL__2PRFIN20060617_232141_000000462048_00373_22471_9225.N1	17-JUN-2006 23:21:41	Dark	46.000	84	Alp Phe	2.3970	4500.0	92	22471	No
262	GOM_NL__2PRFIN20060617_232759_000000482048_00374_22472_9207.N1	17-JUN-2006 23:27:59	Dark	47.500	63	Bet Gru	2.1500	2800.0	95	22472	No
263	GOM_NL__2PRFIN20060617_233003_000000482048_00374_22472_9208.N1	17-JUN-2006 23:30:03	Straylight	47.500	31	Alp Gru	1.7340	15200.	95	22472	No
264	GOM_NL__2PRFIN20060617_233342_000000412048_00374_22472_9209.N1	17-JUN-2006 23:33:42	Straylight	41.000	45	Alp Pav	1.9400	26000.	82	22472	No
265	GOM_NL__2PRFIN20060617_234326_000000422048_00374_22472_9210.N1	17-JUN-2006 23:43:26	Tw_i_and_stray	41.500	25	35Lam Sco	1.6200	28000.	83	22472	No
266	GOM_NL__2PRFIN20060617_234449_000000482048_00374_22472_9211.N1	17-JUN-2006 23:44:49	Tw_i_and_stray	47.500	167	10Gam2Sgr	2.9840	4500.0	95	22472	No
267	GOM_NL__2PRFIN20060617_234956_000000392048_00374_22472_9212.N1	17-JUN-2006 23:49:56	Bright	39.000	86	35Eta Oph	2.4300	10200.	78	22472	No
268	GOM_NL__2PRFIN20060617_235621_000000422048_00374_22472_9213.N1	17-JUN-2006 23:56:21	Bright	42.000	126	60Bet Oph	2.7700	4250.0	84	22472	No
269	GOM_NL__2PRFIN20060617_235850_000000412048_00374_22472_9214.N1	17-JUN-2006 23:58:50	Bright	41.000	59	55Alp Oph	2.0800	8900.0	82	22472	No

3. Quality information per product

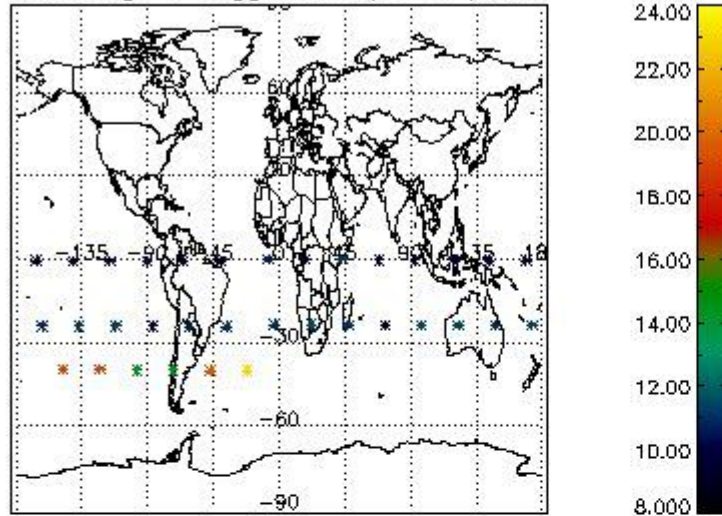
In this section it is plotted some information contained in the Quality Summary data set of the level 2 products. Only products in dark limb conditions and without errors (error flag in the MPH set to "0") are used.

3.1 Plot quality information per product (time dependant)

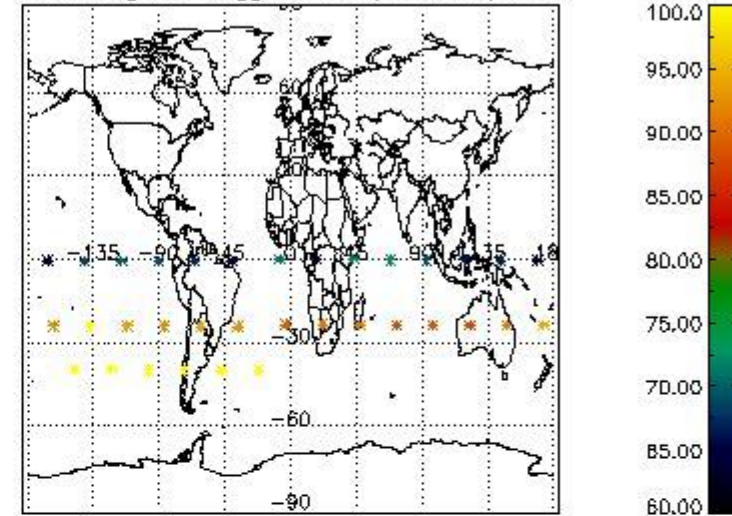


3.2 Plot quality information per product (world map)

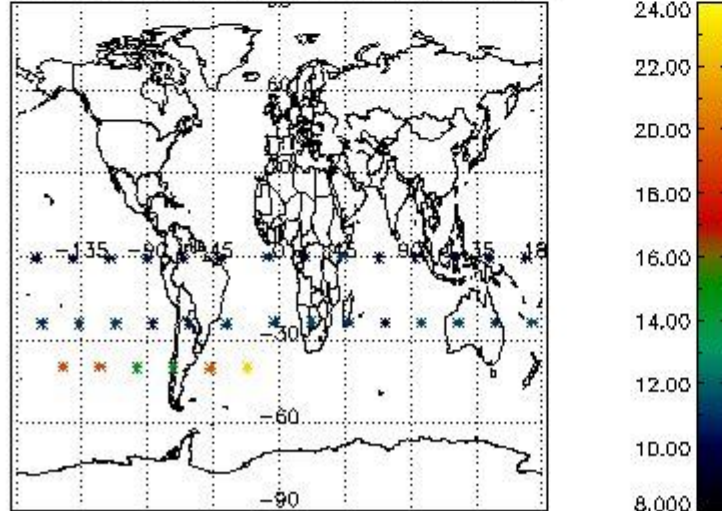
Percentage of flagged data per O3 profile



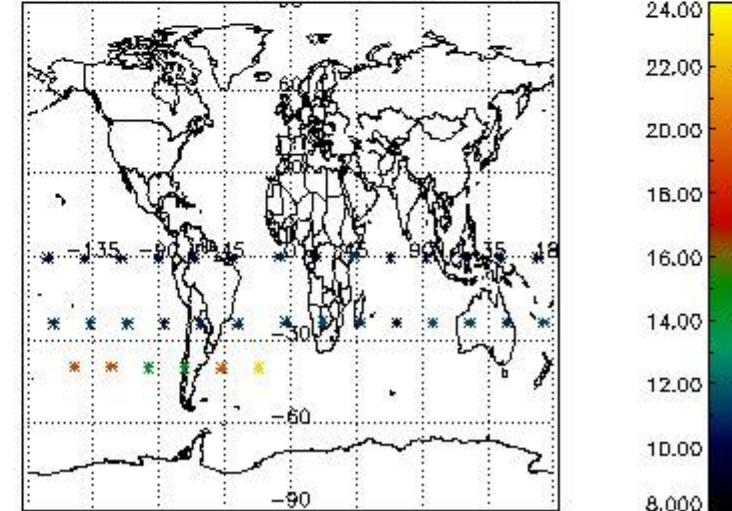
Percentage of flagged data per H2O profile



Percentage of flagged data per NO2 profile



Percentage of flagged data per NO3 profile

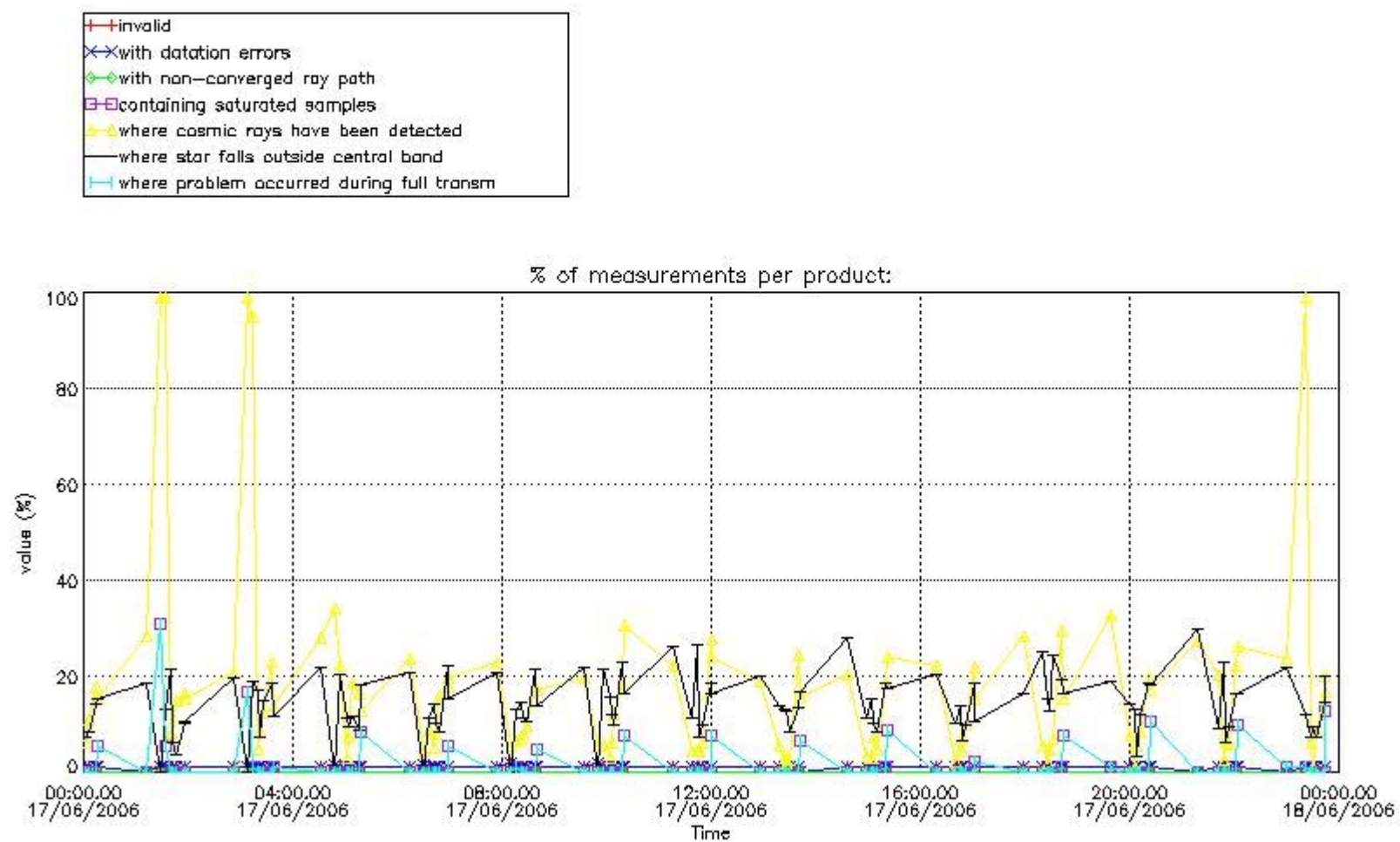


4. Level 1 quality information per product

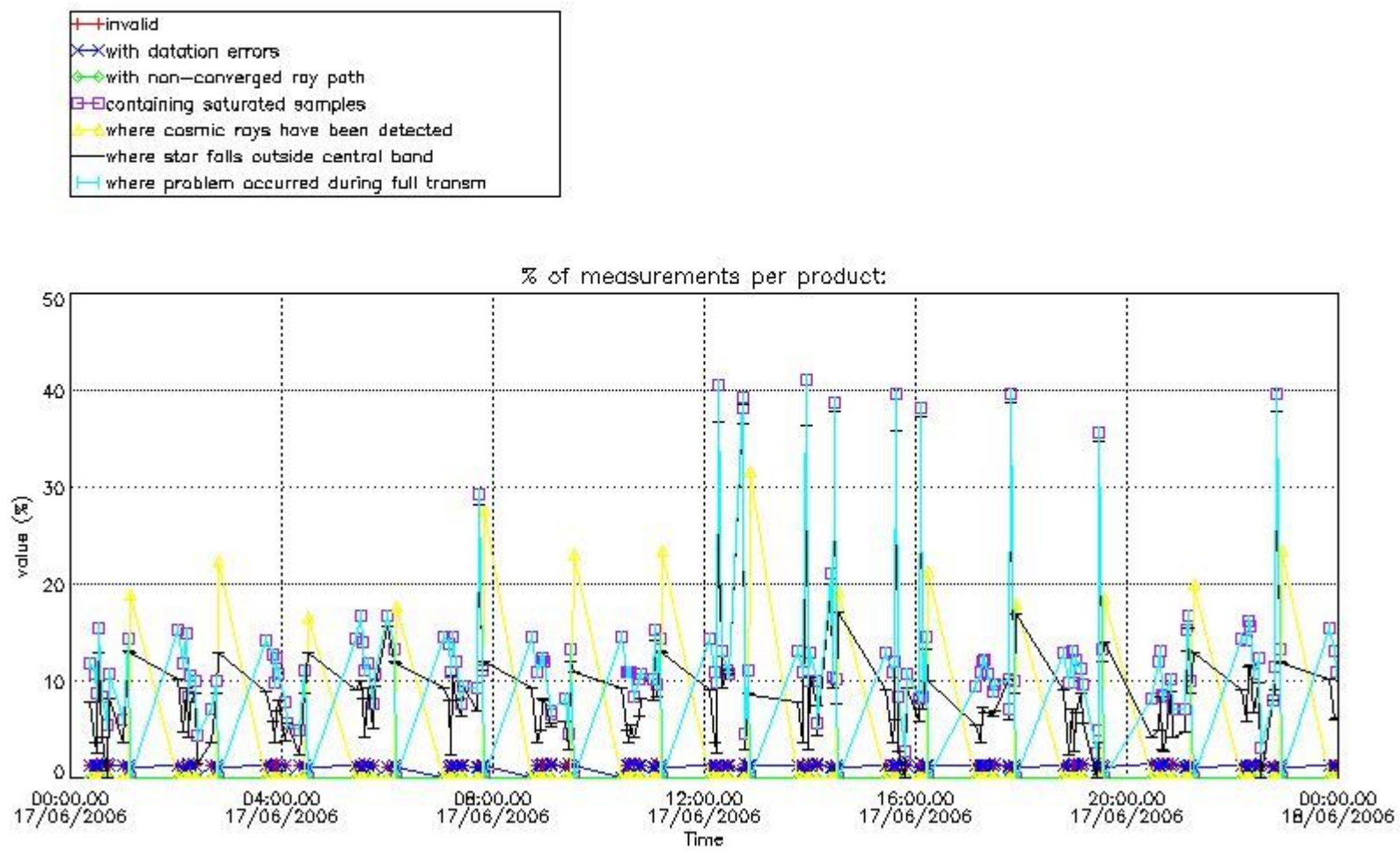
In this section it is plotted some information contained in the Quality Summary data set of the level 2 products that comes from the level 1b processing. Products without errors (error flag in the MPH set to "0") are used.

4.1 Plot quality information per product (time dependant) coming from level 1b processing

4.1.1 Plot level 1 quality information per product (time dependant): ENVISAT ASCENDING passes

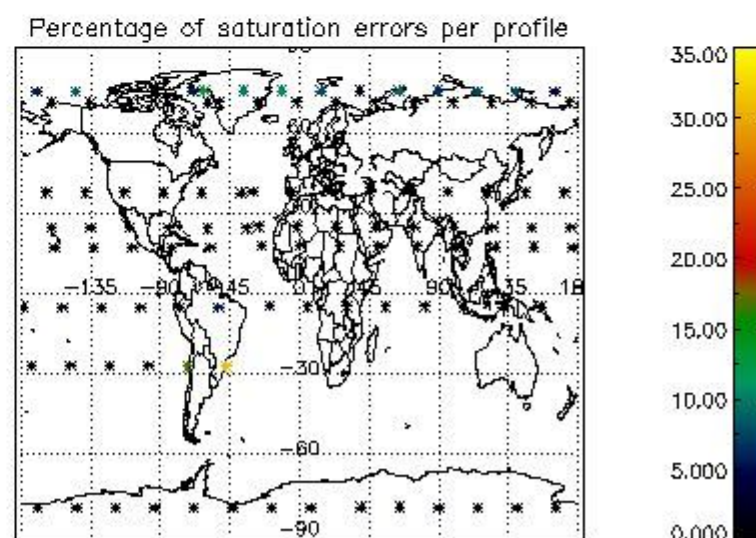
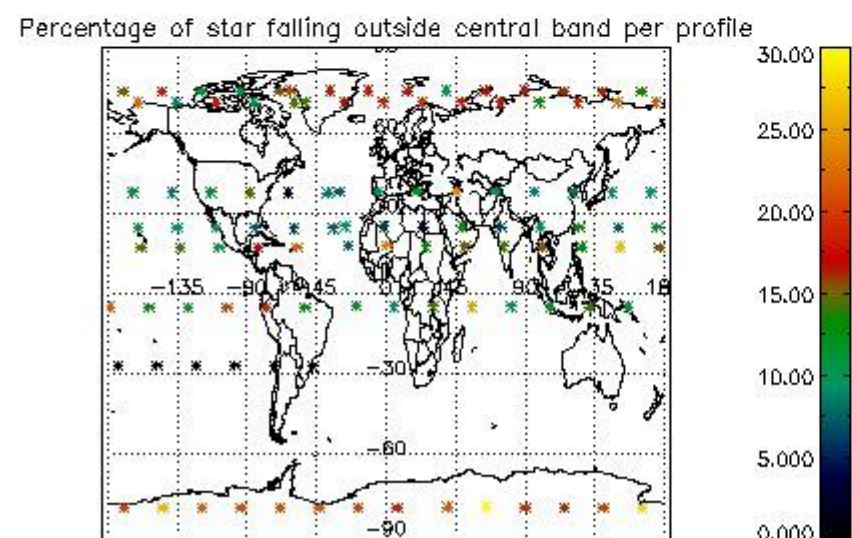
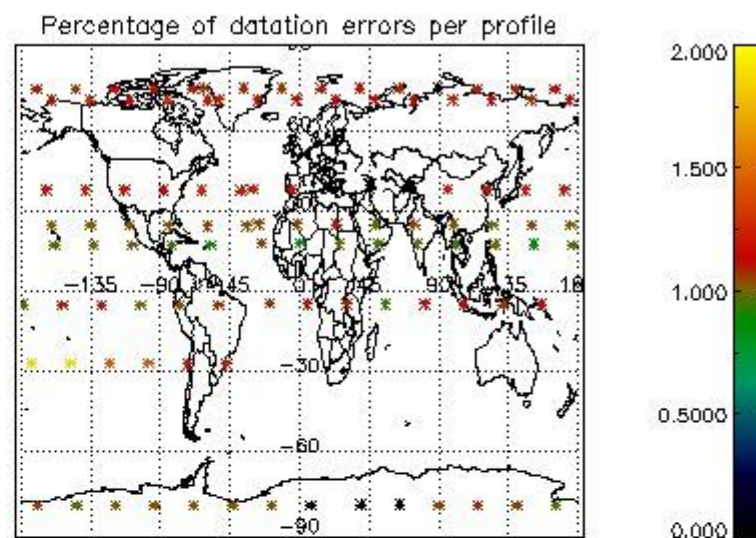
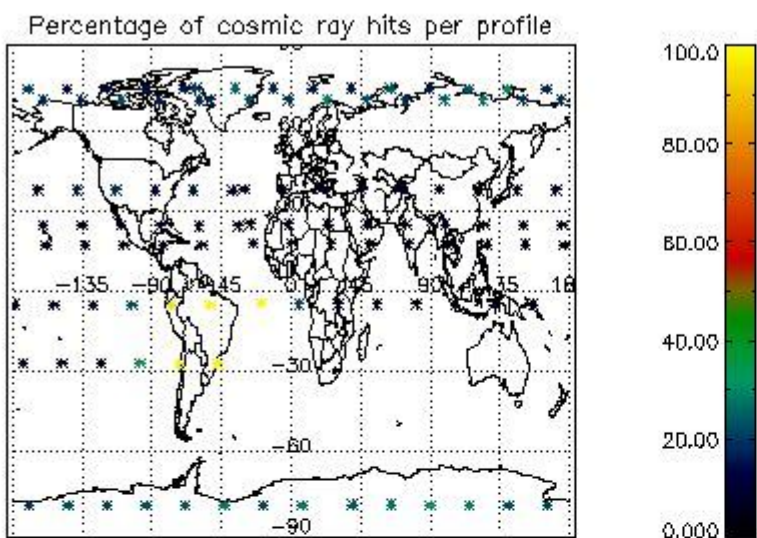


4.1.2 Plot level 1 quality information per product (time dependant): ENVI SAT DESCENDING passes

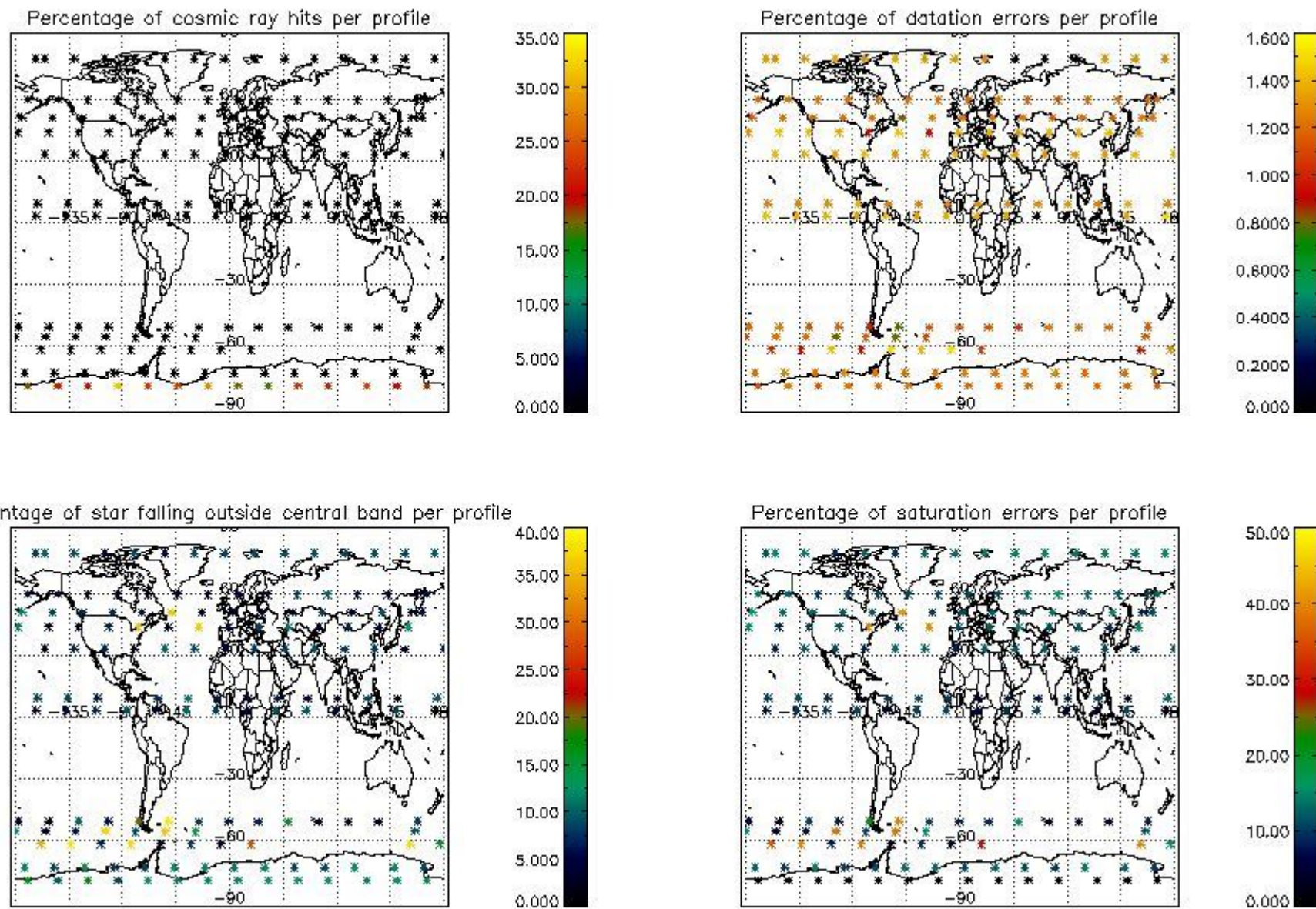


4.2 Plot quality information per product coming from level 1b processing (world map)

4.2.1 Plot level 1 quality information per product (world map): ENVISAT ASCENDING passes



4.2.2 Plot level 1 quality information per product (world map): ENVISAT DESCENDING passes



5. Trace gas profiles

5.1 Ozone statistics based on quality of products

The final quality of the products can be "measured" using the STD (Standard Deviation) attached to every point profile. This information is written to the parameter GOM_NL__2P/NL_LOCAL_SPECIES_DENSITY/o3_std of the level 2 products. The table below shows the statistics for given STD ranges.

The statistics are given with respect to the overall valid production:

- Products without fatal errors: GOM_NL__2P/MPH/PRODUCT_ERR=0
- Valid point profile: GOM_NL__2P/NL_LOCAL_SPECIES_DENSITY/pcd(0)=0

The 'Criteria' is applied to valid points of dark limb products:

- Products in dark limb illumination condition: GOM_NL__2P/NL_SUMMARY_QUALITY/obs_ill_cond=0
- Products without fatal errors: GOM_NL__2P/MPH/PRODUCT_ERR=0
- Valid point profile: GOM_NL__2P/NL_LOCAL_SPECIES_DENSITY/pcd(0)=0

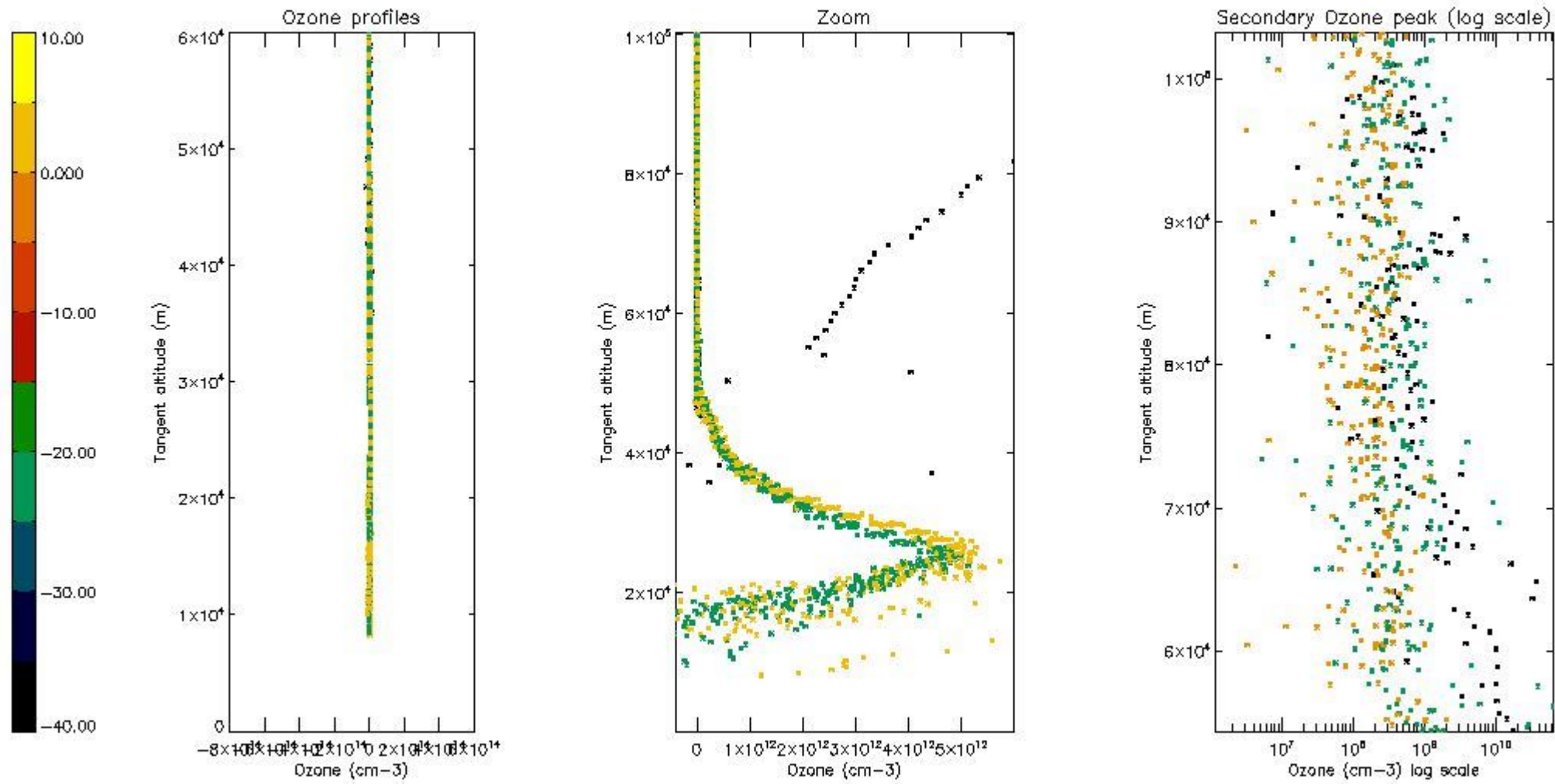
So, the table below shows the percentage of dark limb and valid observations for each criteria with respect to the overall valid daily observations.

Criteria	% of total production
All STD	14
STD < 20	3

STD < 10	2
STD < 5	0

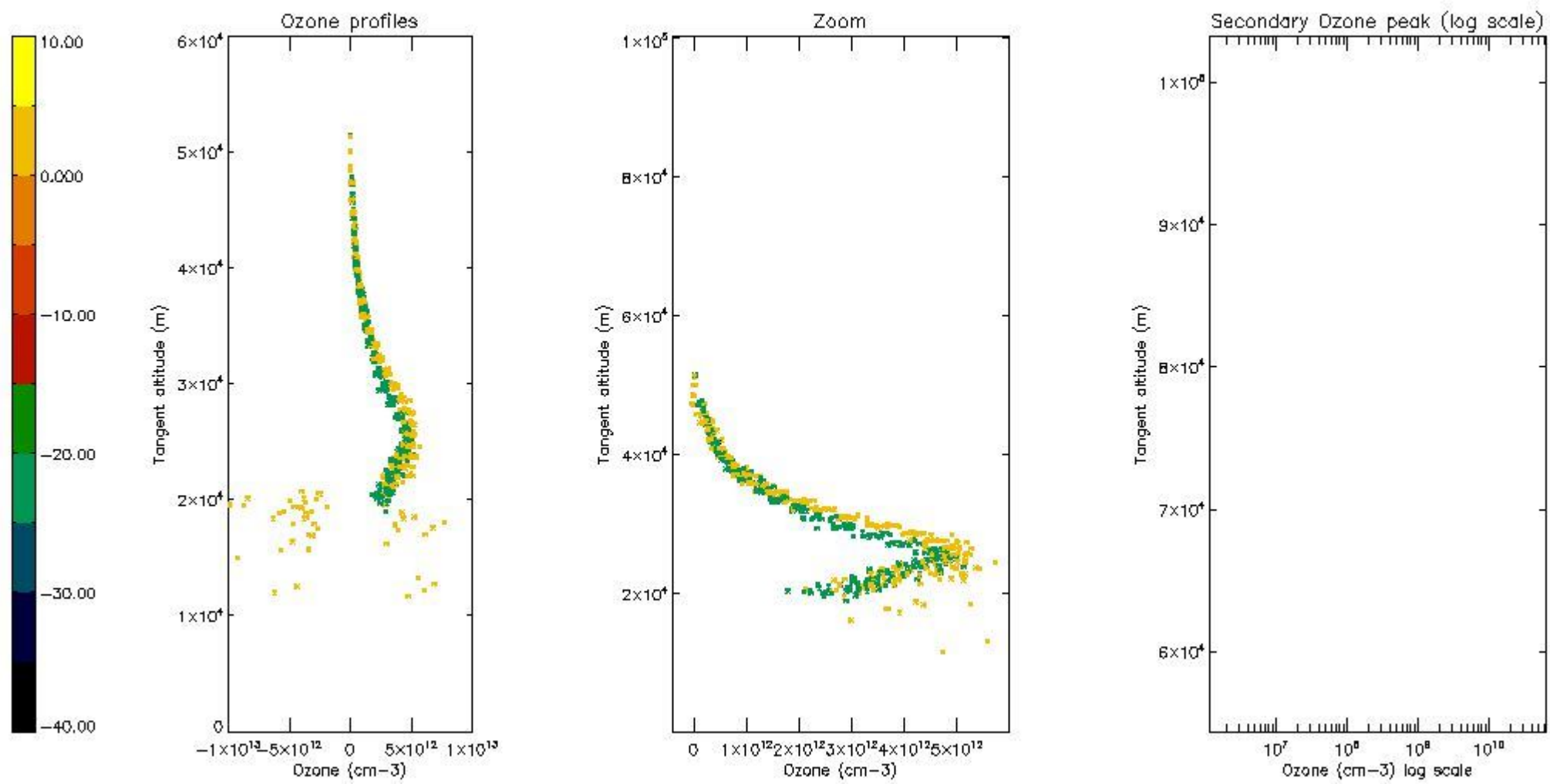
5.2 Plot ozone profiles for all STD (dark without errors)

The colorbar represents the latitude.



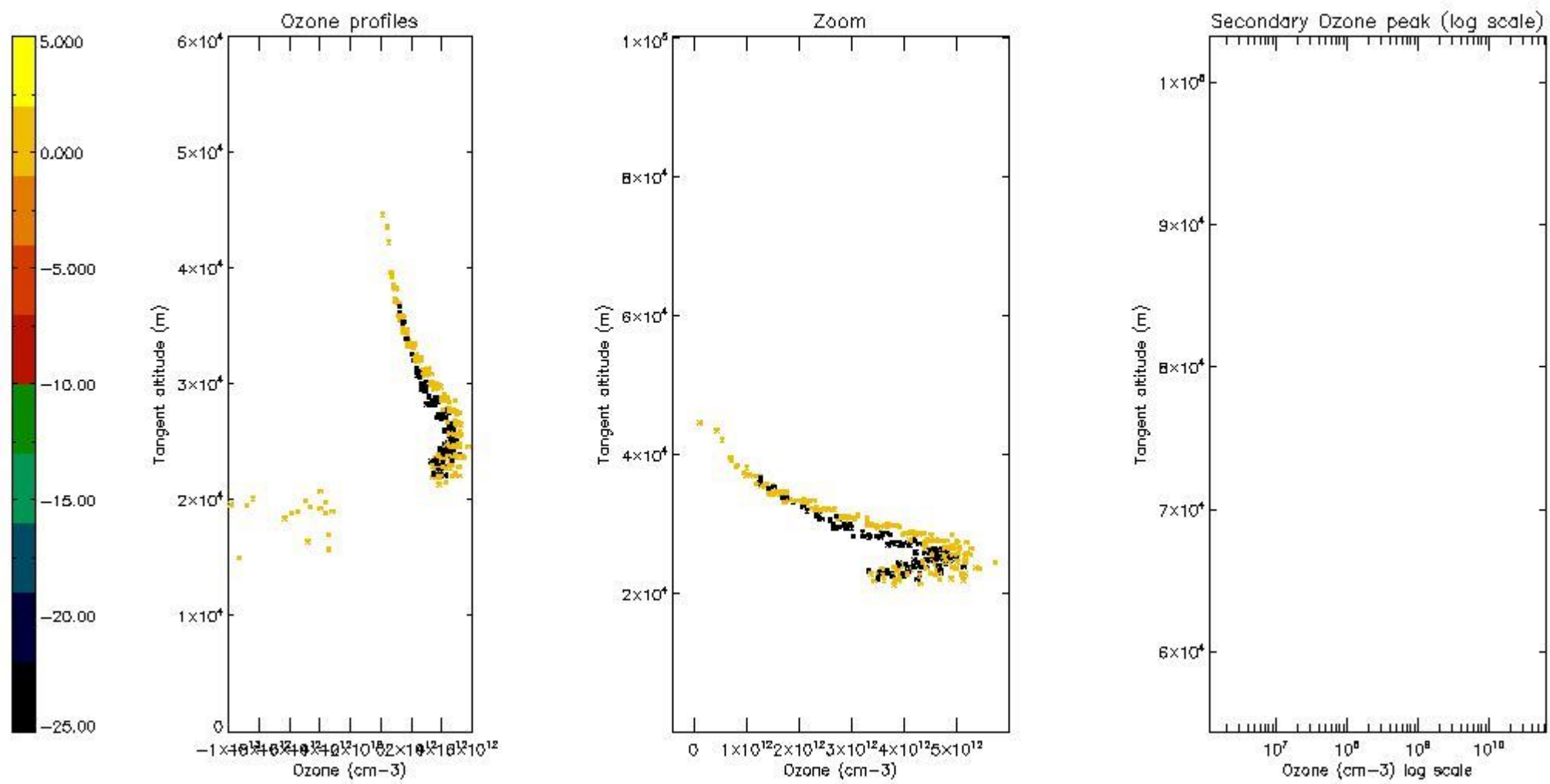
5.3 Plot ozone profiles where STD < 20% (dark without errors)

The colorbar represents the latitude.



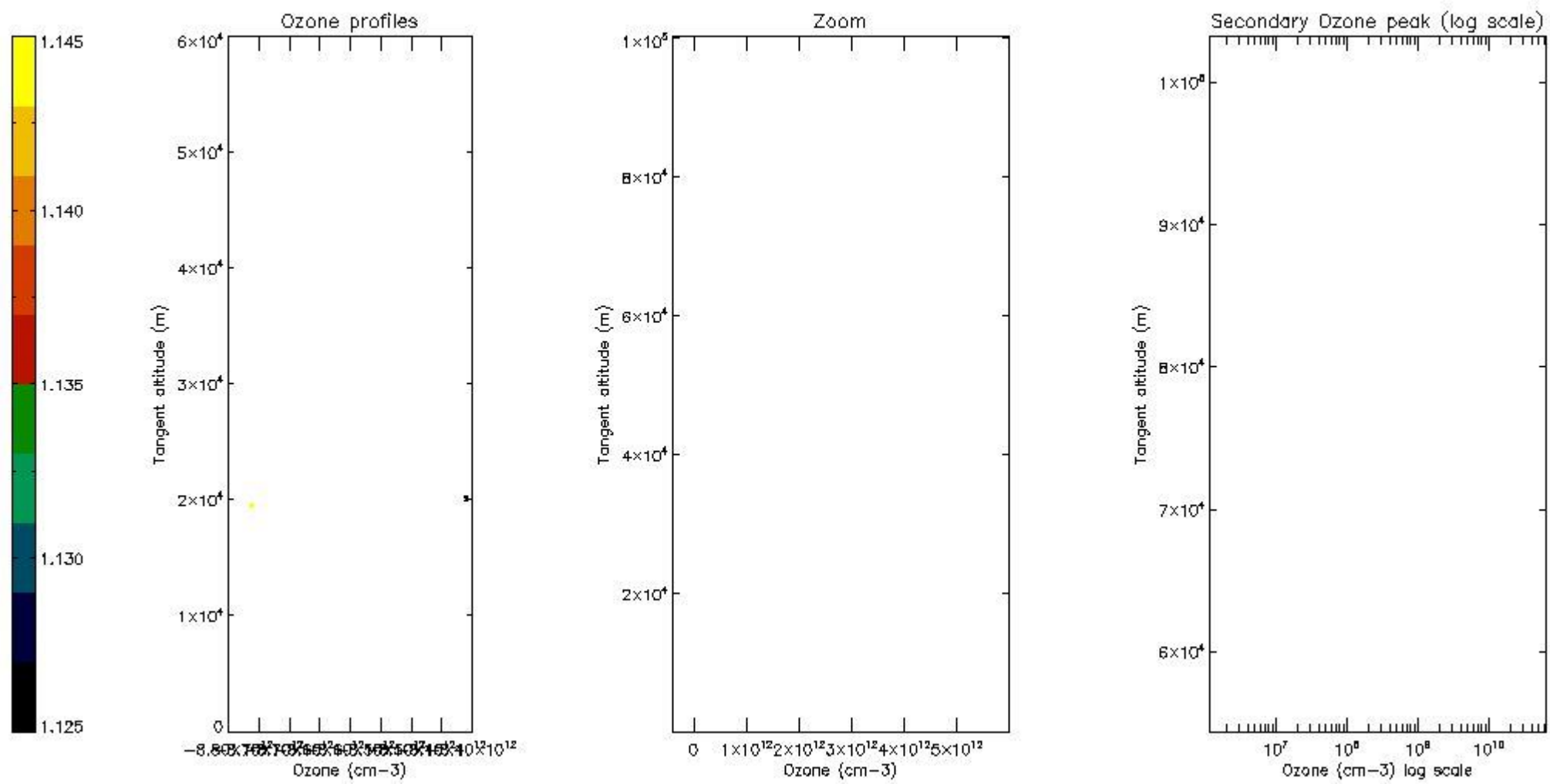
5.4 Plot ozone profiles where STD < 10% (dark without errors)

The colorbar represents the latitude.



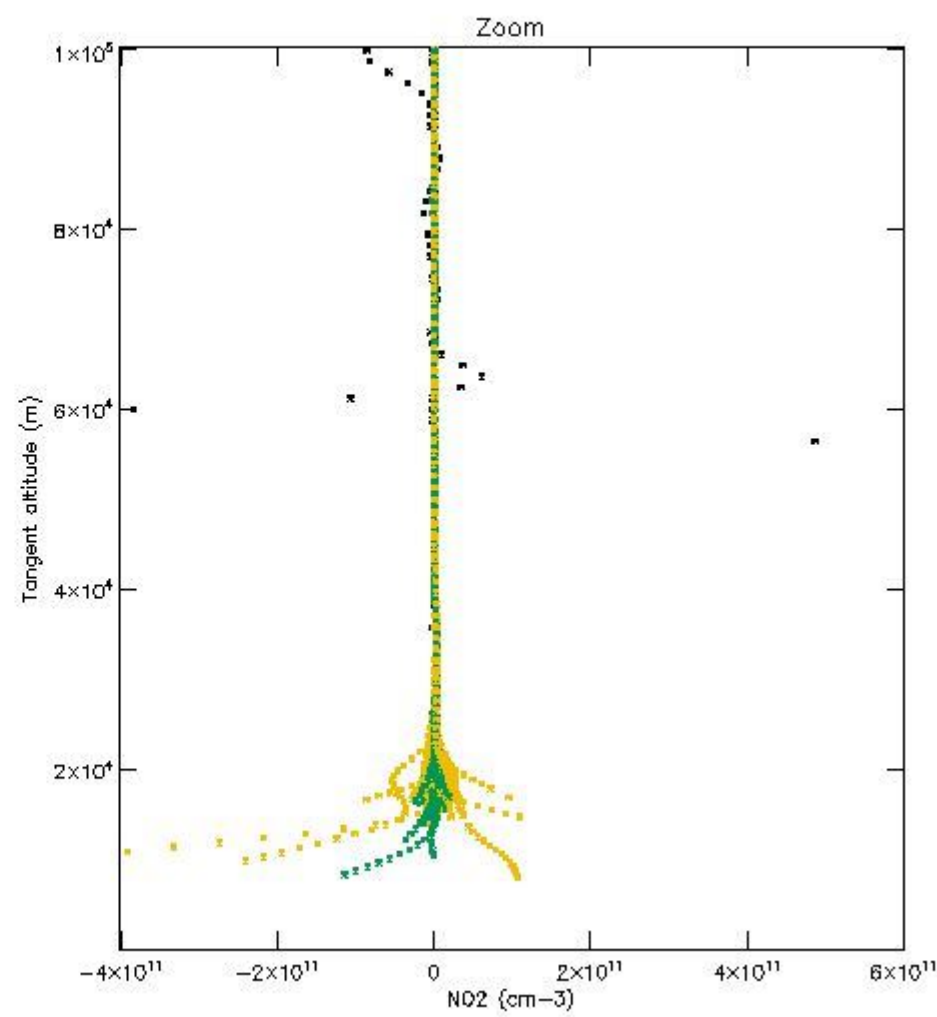
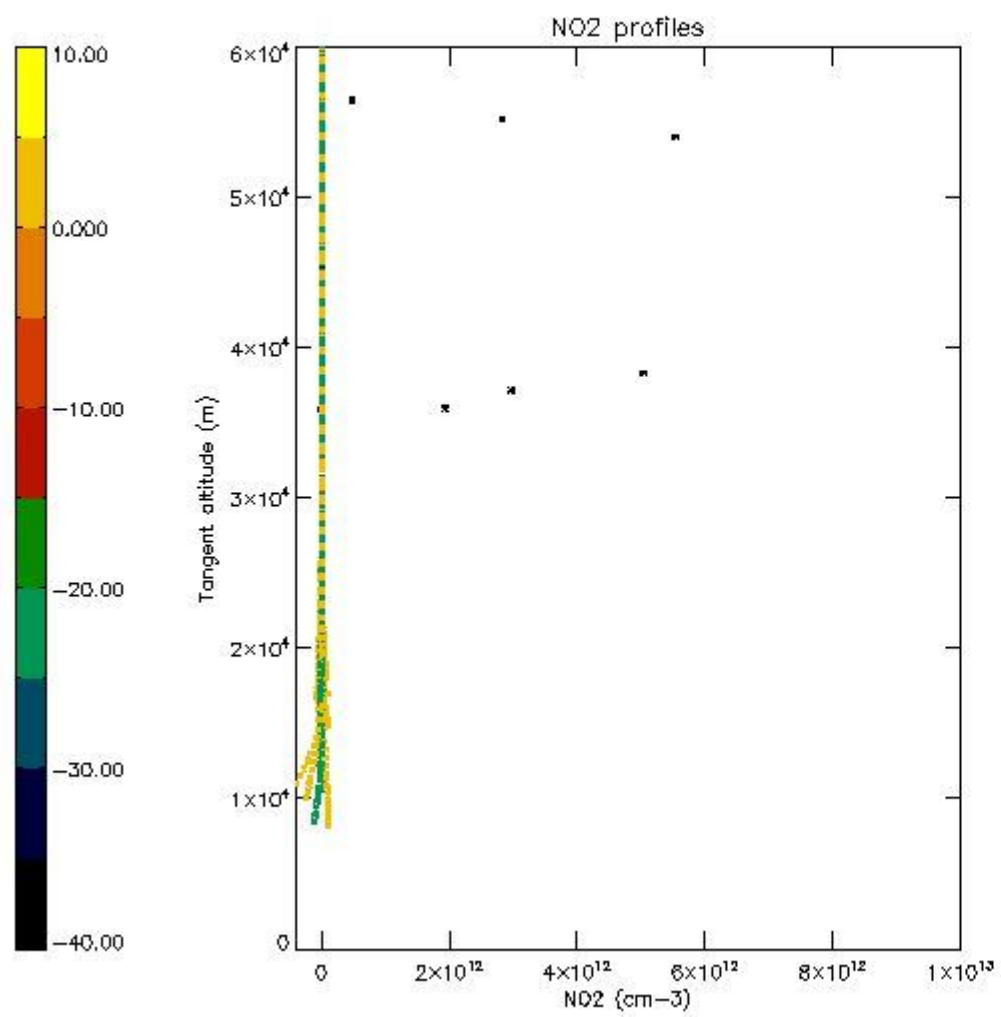
5.5 Plot ozone profiles where $STD < 5\%$ (dark without errors)

The colorbar represents the latitude.



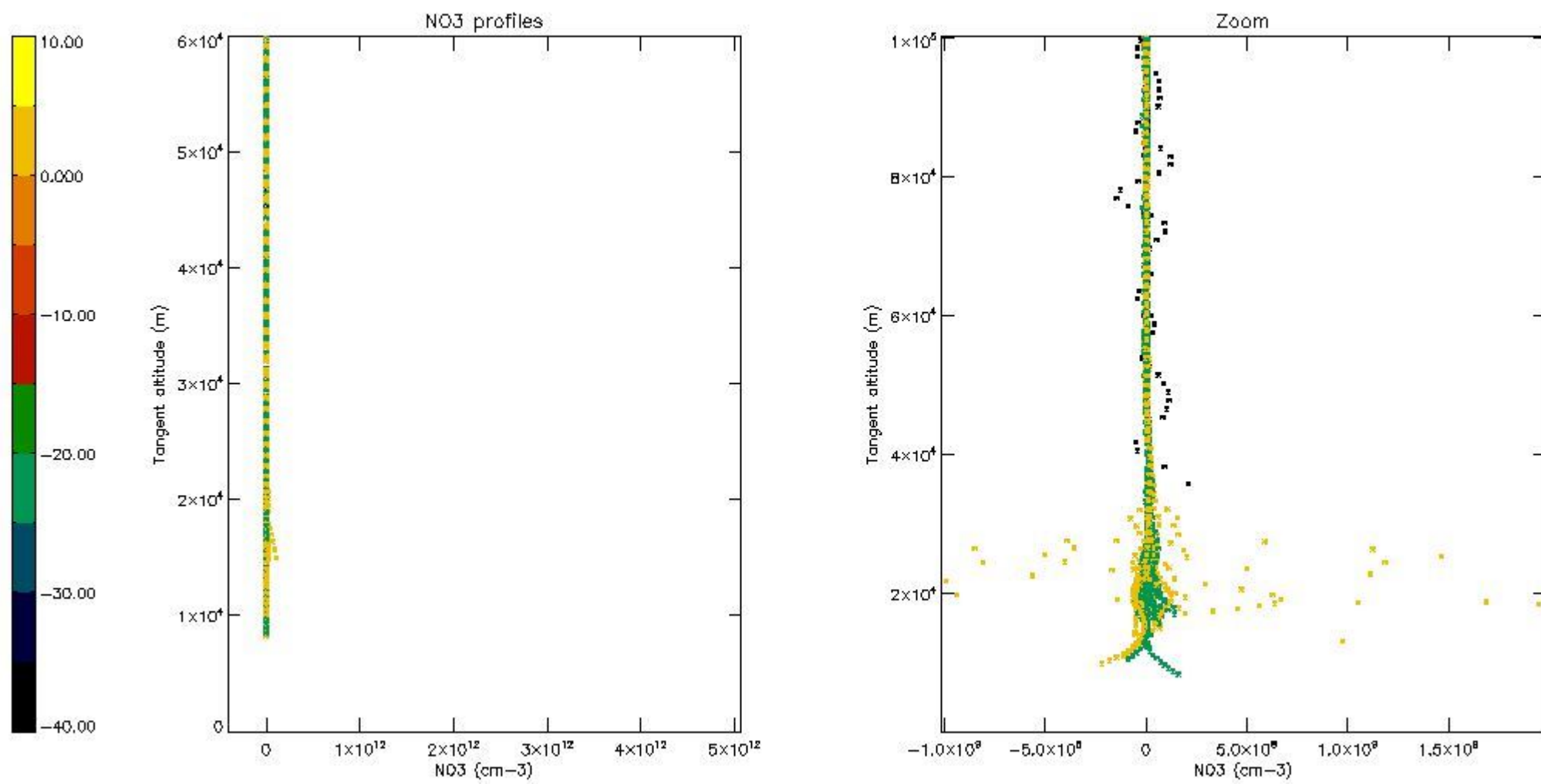
5.6 Plot NO₂ profiles for all STD (dark without errors)

The colorbar represents the latitude.



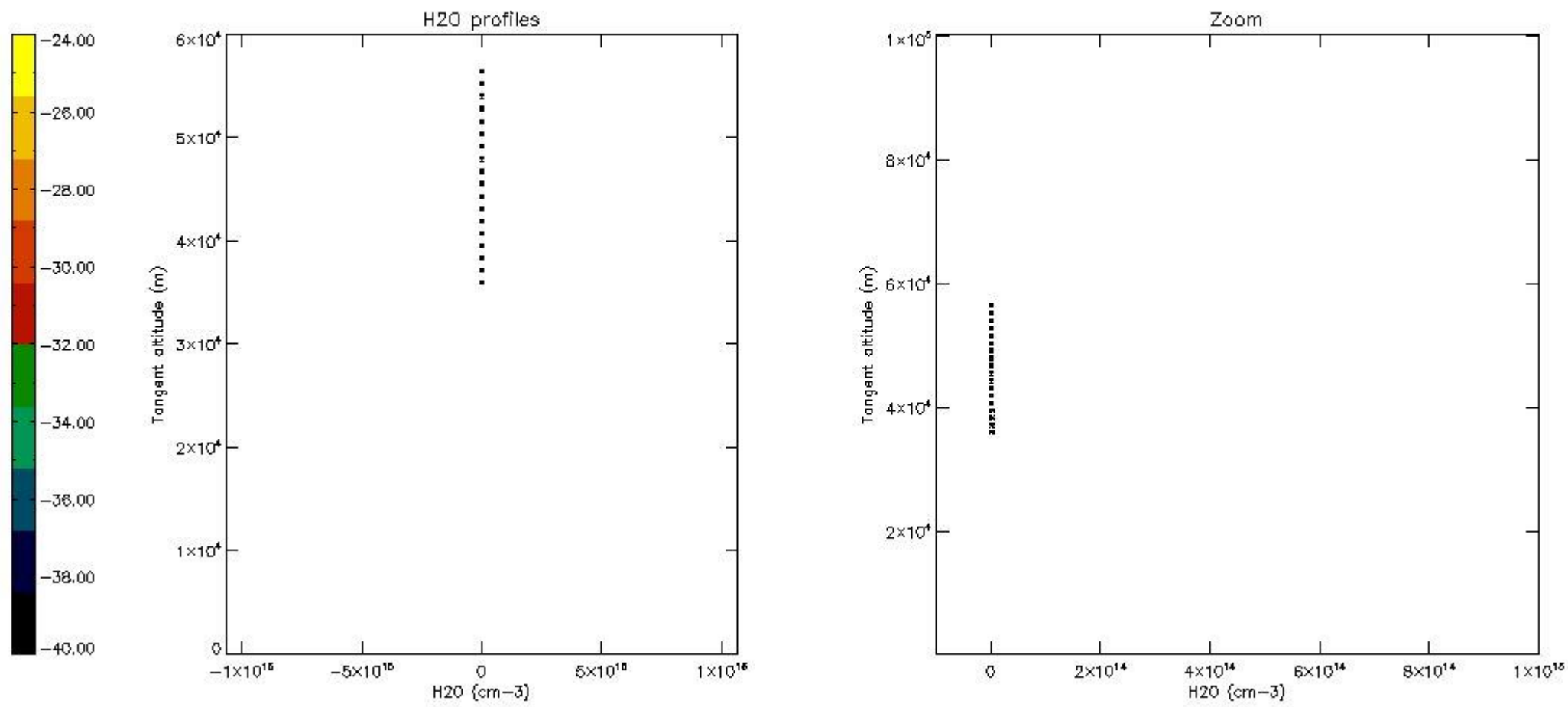
5.7 Plot NO3 profiles for all STD (dark without errors)

The colorbar represents the latitude.



5.8 Plot H₂O profiles for all STD (only for occultations of stars 1,2,3,4,13,14,16,26,63 dark without errors)

The colorbar represents the latitude.



6. Auxiliary Data Files used for the production reported in section 2

The number reported in the third column indicates since which file (see list in section 2) the corresponding auxiliary file has been used. The fourth column is the date of those product files.

Type	Auxiliary Filename	Used since product	Used since product date
INST_PHYS_CHARACTERISTICS	GOM_INS_AXVIEC20091111_143220_20030716_120000_20500101_000000	1	17-JUN-2006 00:01:26
LEVEL-2_PROC_CONFIG	GOM_PR2_AXVIEC20091111_152718_20020301_000000_20500101_000000	1	17-JUN-2006 00:01:26
CROSS_SECTIONS_FILE	GOM_CRS_AXVIEC20091111_154832_20020301_000000_20500101_000000	1	17-JUN-2006 00:01:26

GOMOS Level 2 Daily Report

SUMMARY

[1. General Info](#)

[2. Summary of processed GOM_NL_2P products](#)

[3. Level 2 Quality information per product](#)

[3.1 Plot of level 2 quality information per product \(time dependant\)](#)

[3.2 Plot of level 2 quality information per product \(world map\)](#)

[4. Level 1 Quality information per product \(stored on level 2 products\)](#)

[4.1 Plot of level 1 quality information per product \(time dependant\)](#)

[4.1.1 Plot of level 1 quality information per product \(time dependant\): ASCENDING](#)

[4.1.2 Plot of level 1 quality information per product \(time dependant\): DESCENDING](#)

[4.2 Plot of level 1 quality information per product \(world map\)](#)

[4.2.1 Plot of level 1 quality information per product \(world map\): ASCENDING](#)

[4.2.2 Plot of level 1 quality information per product \(world map\): DESCENDING](#)

[5. Ozone profiles based on quality statistics and other trace gas profiles](#)

[5.1 Ozone statistics based on quality of products](#)

[5.2 Plot ozone profiles for all STD \(dark without errors\)](#)

[5.3 Plot ozone profiles where STD < 20% \(dark without errors\)](#)

[5.4. Plot ozone profiles where STD < 10% \(dark without errors\)](#)

[5.5. Plot ozone profiles where STD < 5% \(dark without errors\)](#)

[5.6 Plot NO2 profiles for all STD \(dark without errors\)](#)

[5.7 Plot NO3 profiles for all STD \(dark without errors\)](#)

[5.8 Plot H2O profiles \(only for occultations of stars 1,2,3,4,13,14,16,26,63 dark without errors\) for all STD](#)

[6. Auxiliary Data Files used for the production reported in section 2](#)

This report presents the daily analysis on parameters extracted from GOMOS level 2 data (GOM_NL__2P). It is intended to monitor some important parameters that will impact the quality of these products. A list of level 2 products (and content) that have arrived during the reporting day to the PCF is also given.

Item	Value
Time of report generation	23APR2013 23:58:41
Data source version	GOMOS/6.01
Start time of products	17-06-2006 (17JUN2006 00:00:00)
Stop time of products	18-06-2006 (18JUN2006 00:00:00)
Store outputs in DB	Yes
Nb of level 2 prods	269
Nb of prods with errors	0

2. Summary of processed GOM_NL__2P products.

Nr	Filename	UTC Start time	Limb	Duration	Star Id	Star Name	Star Mag	Star Temp	Nb Meas	Orbit	Prod. error
1	GOM_NL__2PRFIN20060617_000126_000000482048_00360_22458_9168.N1	17-JUN-2006 00:01:26	Straylight	48.000	31	Alp Gru	1.7340	15200.	96	22458	No
2	GOM_NL__2PRFIN20060617_000510_000000422048_00360_22458_9169.N1	17-JUN-2006 00:05:10	Straylight	41.500	45	Alp Pav	1.9400	26000.	83	22458	No
3	GOM_NL__2PRFIN20060617_001458_000000422048_00360_22458_9170.N1	17-JUN-2006 00:14:58	Twilight	42.000	25	35Lam Sco	1.6200	28000.	84	22458	No
4	GOM_NL__2PRFIN20060617_001622_000000462048_00360_22458_9171.N1	17-JUN-2006 00:16:22	Twilight	45.500	167	10Gam2Sgr	2.9840	4500.0	91	22458	No
5	GOM_NL__2PRFIN20060617_002131_000000382048_00360_22458_9172.N1	17-JUN-2006 00:21:31	Bright	38.000	86	35Eta Oph	2.4300	10200.	76	22458	No
6	GOM_NL__2PRFIN20060617_002800_000000422048_00360_22458_9173.N1	17-JUN-2006 00:28:00	Bright	42.000	126	60Bet Oph	2.7700	4250.0	84	22458	No
7	GOM_NL__2PRFIN20060617_003030_000000412048_00360_22458_9174.N1	17-JUN-2006 00:30:30	Bright	40.500	59	55Alp Oph	2.0800	8900.0	81	22458	No
8	GOM_NL__2PRFIN20060617_003232_000000392048_00360_22458_9175.N1	17-JUN-2006 00:32:32	Bright	39.000	127	27Bet Her	2.7810	4700.0	78	22458	No
9	GOM_NL__2PRFIN20060617_003533_000000362048_00360_22458_9176.N1	17-JUN-2006 00:35:33	Bright	35.500	133	40Zet Her	2.8070	6000.0	71	22458	No
10	GOM_NL__2PRFIN20060617_004219_000000372048_00360_22458_9177.N1	17-JUN-2006 00:42:19	Bright	36.500	130	23Bet Dra	2.7990	5800.0	73	22458	No
11	GOM_NL__2PRFIN20060617_004356_000000372048_00360_22458_9178.N1	17-JUN-2006 00:43:56	Bright	37.000	119	14Eta Dra	2.7270	4700.0	74	22458	No
12	GOM_NL__2PRFIN20060617_005910_000000422048_00360_22458_9179.N1	17-JUN-2006 00:59:10	Bright	42.000	74	11Bet Cas	2.2680	6600.0	84	22458	No
13	GOM_NL__2PRFIN20060617_010546_000000422048_00360_22458_9180.N1	17-JUN-2006 01:05:46	Bright	42.000	73	57Gam1And	2.2600	13100.	84	22458	No
14	GOM_NL__2PRFIN20060617_010803_000000432048_00360_22458_9181.N1	17-JUN-2006 01:08:03	Bright	42.500	173	4Bet Tri	3.0040	8900.0	85	22458	No
15	GOM_NL__2PRFIN20060617_011140_000000462048_00360_22458_9182.N1	17-JUN-2006 01:11:40	Twilight	46.000	50	13Alp Ari	2.0070	4250.0	92	22458	No
16	GOM_NL__2PRFIN20060617_012734_000000422048_00360_22458_9183.N1	17-JUN-2006 01:27:34	Dark	42.000	52	16Bet Cet	2.0370	4500.0	84	22458	No
17	GOM_NL__2PRFIN20060617_013343_000000462048_00360_22458_9184.N1	17-JUN-2006 01:33:43	Dark	46.000	84	Alp Phe	2.3970	4500.0	92	22458	No
18	GOM_NL__2PRFIN20060617_013959_000000562048_00361_22459_9187.N1	17-JUN-2006 01:39:59	Dark	55.500	63	Bet Gru	2.1500	2800.0	111	22459	No
19	GOM_NL__2PRFIN20060617_014202_000000482048_00361_22459_9188.N1	17-JUN-2006 01:42:02	Straylight	47.500	31	Alp Gru	1.7340	15200.	95	22459	No
20	GOM_NL__2PRFIN20060617_014547_000000402048_00361_22459_9189.N1	17-JUN-2006 01:45:47	Straylight	40.000	45	Alp Pav	1.9400	26000.	80	22459	No
21	GOM_NL__2PRFIN20060617_015534_000000402048_00361_22459_9190.N1	17-JUN-2006 01:55:34	Twilight	39.500	25	35Lam Sco	1.6200	28000.	79	22459	No
22	GOM_NL__2PRFIN20060617_015658_000000432048_00361_22459_9191.N1	17-JUN-2006 01:56:58	Twilight	43.000	167	10Gam2Sgr	2.9840	4500.0	86	22459	No
23	GOM_NL__2PRFIN20060617_020207_000000402048_00361_22459_9192.N1	17-JUN-2006 02:02:07	Bright	39.500	86	35Eta Oph	2.4300	10200.	79	22459	No
24	GOM_NL__2PRFIN20060617_020836_000000432048_00361_22459_9193.N1	17-JUN-2006 02:08:36	Bright	42.500	126	60Bet Oph	2.7700	4250.0	85	22459	No
25	GOM_NL__2PRFIN20060617_021106_000000442048_00361_22459_9194.N1	17-JUN-2006 02:11:06	Bright	43.500	59	55Alp Oph	2.0800	8900.0	87	22459	No
26	GOM_NL__2PRFIN20060617_021308_000000362048_00361_22459_9195.N1	17-JUN-2006 02:13:08	Bright	35.500	127	27Bet Her	2.7810	4700.0	71	22459	No
27	GOM_NL__2PRFIN20060617_021609_000000382048_00361_22459_9196.N1	17-JUN-2006 02:16:09	Bright	38.000	133	40Zet Her	2.8070	6000.0	76	22459	No
28	GOM_NL__2PRFIN20060617_022254_000000402048_00361_22459_9197.N1	17-JUN-2006 02:22:54	Bright	40.000	130	23Bet Dra	2.7990	5800.0	80	22459	No
29	GOM_NL__2PRFIN20060617_022432_000000342048_00361_22459_9198.N1	17-JUN-2006 02:24:32	Bright	34.000	119	14Eta Dra	2.7270	4700.0	68	22459	No
30	GOM_NL__2PRFIN20060617_023946_000000422048_00361_22459_9199.N1	17-JUN-2006 02:39:46	Bright	42.000	74	11Bet Cas	2.2680	6600.0	84	22459	No
31	GOM_NL__2PRFIN20060617_024622_000000402048_00361_22459_9200.N1	17-JUN-2006 02:46:22	Bright	40.000	73	57Gam1And	2.2600	13100.	80	22459	No
32	GOM_NL__2PRFIN20060617_024839_000000432048_00361_22459_9201.N1	17-JUN-2006 02:48:39	Bright	42.500	173	4Bet Tri	3.0040	8900.0	85	22459	No
33	GOM_NL__2PRFIN20060617_025216_000000482048_00361_22459_9202.N1	17-JUN-2006 02:52:16	Twilight	48.000	50	13Alp Ari	2.0070	4250.0	96	22459	No
34	GOM_NL__2PRFIN20060617_030811_000000422048_00361_22459_9203.N1	17-JUN-2006 03:08:11	Dark	42.000	52	16Bet Cet	2.0370	4500.0	84	22459	No
35	GOM_NL__2PRFIN20060617_031420_000000482048_00361_22459_9204.N1	17-JUN-2006 03:14:20	Dark	48.000	84	Alp Phe	2.3970	4500.0	96	22459	No
36	GOM_NL__2PRFIN20060617_032036_000000532048_00362_22460_9187.N1	17-JUN-2006 03:20:36	Dark	52.500	63	Bet Gru	2.1500	2800.0	105	22460	No
37	GOM_NL__2PRFIN20060617_032239_000000482048_00362_22460_9188.N1	17-JUN-2006 03:22:39	Straylight	48.000	31	Alp Gru	1.7340	15200.	96	22460	No
38	GOM_NL__2PRFIN20060617_032624_000000442048_00362_22460_9189.N1	17-JUN-2006 03:26:24	Straylight	44.000	45	Alp Pav	1.9400	26000.	88	22460	No
39	GOM_NL__2PRFIN20060617_033611_000000442048_00362_22460_9190.N1	17-JUN-2006 03:36:11	Twilight	43.500	25	35Lam Sco	1.6200	28000.	87	22460	No
40	GOM_NL__2PRFIN20060617_033734_000000442048_00362_22460_9191.N1	17-JUN-2006 03:37:34	Twilight	43.500	167	10Gam2Sgr	2.9840	4500.0	87	22460	No
41	GOM_NL__2PRFIN20060617_034244_000000392048_00362_22460_9192.N1	17-JUN-2006 03:42:44	Bright	39.000	86	35Eta Oph	2.4300	10200.	78	22460	No
42	GOM_NL__2PRFIN20060617_034912_000000432048_00362_22460_9193.N1	17-JUN-2006 03:49:12	Bright	43.000	126	60Bet Oph	2.7700	4250.0	86	22460	No

43	GOM_NL__2PRFIN20060617_035142_000000412048_00362_22460_9194.N1	17-JUN-2006 03:51:42	Bright	41.000	59	55Alp Oph	2.0800	8900.0	82	22460	No
44	GOM_NL__2PRFIN20060617_035344_000000372048_00362_22460_9195.N1	17-JUN-2006 03:53:44	Bright	36.500	127	27Bet Her	2.7810	4700.0	73	22460	No
45	GOM_NL__2PRFIN20060617_035645_000000382048_00362_22460_9196.N1	17-JUN-2006 03:56:45	Bright	37.500	133	40Zet Her	2.8070	6000.0	75	22460	No
46	GOM_NL__2PRFIN20060617_040330_000000392048_00362_22460_9197.N1	17-JUN-2006 04:03:30	Bright	38.500	130	23Bet Dra	2.7990	5800.0	77	22460	No
47	GOM_NL__2PRFIN20060617_040507_000000352048_00362_22460_9198.N1	17-JUN-2006 04:05:07	Bright	35.000	119	14Eta Dra	2.7270	4700.0	70	22460	No
48	GOM_NL__2PRFIN20060617_042021_000000412048_00362_22460_9199.N1	17-JUN-2006 04:20:21	Bright	41.000	74	11Bet Cas	2.2680	6600.0	82	22460	No
49	GOM_NL__2PRFIN20060617_042658_000000412048_00362_22460_9200.N1	17-JUN-2006 04:26:58	Bright	40.500	73	57Gam1And	2.2600	13100.	81	22460	No
50	GOM_NL__2PRFIN20060617_042915_000000432048_00362_22460_9201.N1	17-JUN-2006 04:29:15	Bright	42.500	173	4Bet Tri	3.0040	8900.0	85	22460	No
51	GOM_NL__2PRFIN20060617_043253_000000492048_00362_22460_9202.N1	17-JUN-2006 04:32:53	Twilight	48.500	50	13Alp Ari	2.0070	4250.0	97	22460	No
52	GOM_NL__2PRFIN20060617_044848_000000352048_00362_22460_9203.N1	17-JUN-2006 04:48:48	Dark	35.000	52	16Bet Cet	2.0370	4500.0	70	22460	No
53	GOM_NL__2PRFIN20060617_045457_000000502048_00362_22460_9204.N1	17-JUN-2006 04:54:57	Dark	49.500	84	Alp Phe	2.3970	4500.0	99	22460	No
54	GOM_NL__2PRFIN20060617_050113_000000492048_00363_22461_9187.N1	17-JUN-2006 05:01:13	Dark	49.000	63	Bet Gru	2.1500	2800.0	98	22461	No
55	GOM_NL__2PRFIN20060617_050316_000000492048_00363_22461_9188.N1	17-JUN-2006 05:03:16	Straylight	48.500	31	Alp Gru	1.7340	15200.	97	22461	No
56	GOM_NL__2PRFIN20060617_050700_000000432048_00363_22461_9189.N1	17-JUN-2006 05:07:00	Straylight	43.000	45	Alp Pav	1.9400	26000.	86	22461	No
57	GOM_NL__2PRFIN20060617_051647_000000402048_00363_22461_9190.N1	17-JUN-2006 05:16:47	Twi_and_stray	39.500	25	35Lam Sco	1.6200	28000.	79	22461	No
58	GOM_NL__2PRFIN20060617_051811_000000472048_00363_22461_9191.N1	17-JUN-2006 05:18:11	Twi_and_stray	47.000	167	10Gam2Sgr	2.9840	4500.0	94	22461	No
59	GOM_NL__2PRFIN20060617_052320_000000392048_00363_22461_9192.N1	17-JUN-2006 05:23:20	Bright	38.500	86	35Eta Oph	2.4300	10200.	77	22461	No
60	GOM_NL__2PRFIN20060617_052948_000000452048_00363_22461_9193.N1	17-JUN-2006 05:29:48	Bright	45.000	126	60Bet Oph	2.7700	4250.0	90	22461	No
61	GOM_NL__2PRFIN20060617_053217_000000432048_00363_22461_9194.N1	17-JUN-2006 05:32:17	Bright	43.000	59	55Alp Oph	2.0800	8900.0	86	22461	No
62	GOM_NL__2PRFIN20060617_053420_000000362048_00363_22461_9195.N1	17-JUN-2006 05:34:20	Bright	36.000	127	27Bet Her	2.7810	4700.0	72	22461	No
63	GOM_NL__2PRFIN20060617_053720_000000382048_00363_22461_9196.N1	17-JUN-2006 05:37:20	Bright	38.000	133	40Zet Her	2.8070	6000.0	76	22461	No
64	GOM_NL__2PRFIN20060617_054405_000000392048_00363_22461_9197.N1	17-JUN-2006 05:44:05	Bright	39.000	130	23Bet Dra	2.7990	5800.0	78	22461	No
65	GOM_NL__2PRFIN20060617_054544_000000372048_00363_22461_9198.N1	17-JUN-2006 05:45:44	Bright	37.000	119	14Eta Dra	2.7270	4700.0	74	22461	No
66	GOM_NL__2PRFIN20060617_060057_000000482048_00363_22461_9199.N1	17-JUN-2006 06:00:57	Bright	48.000	74	11Bet Cas	2.2680	6600.0	96	22461	No
67	GOM_NL__2PRFIN20060617_060734_000000422048_00363_22461_9200.N1	17-JUN-2006 06:07:34	Bright	41.500	73	57Gam1And	2.2600	13100.	83	22461	No
68	GOM_NL__2PRFIN20060617_060951_000000432048_00363_22461_9201.N1	17-JUN-2006 06:09:51	Bright	42.500	173	4Bet Tri	3.0040	8900.0	85	22461	No
69	GOM_NL__2PRFIN20060617_061329_000000492048_00363_22461_9202.N1	17-JUN-2006 06:13:29	Twilight	48.500	50	13Alp Ari	2.0070	4250.0	97	22461	No
70	GOM_NL__2PRFIN20060617_062925_000000352048_00363_22461_9203.N1	17-JUN-2006 06:29:25	Dark	35.000	52	16Bet Cet	2.0370	4500.0	70	22461	No
71	GOM_NL__2PRFIN20060617_063534_000000452048_00363_22461_9204.N1	17-JUN-2006 06:35:34	Dark	45.000	84	Alp Phe	2.3970	4500.0	90	22461	No
72	GOM_NL__2PRFIN20060617_064150_000000502048_00364_22462_9187.N1	17-JUN-2006 06:41:50	Dark	50.000	63	Bet Gru	2.1500	2800.0	100	22462	No
73	GOM_NL__2PRFIN20060617_064353_000000502048_00364_22462_9188.N1	17-JUN-2006 06:43:53	Straylight	49.500	31	Alp Gru	1.7340	15200.	99	22462	No
74	GOM_NL__2PRFIN20060617_064737_000000412048_00364_22462_9189.N1	17-JUN-2006 06:47:37	Straylight	41.000	45	Alp Pav	1.9400	26000.	82	22462	No
75	GOM_NL__2PRFIN20060617_065723_000000452048_00364_22462_9190.N1	17-JUN-2006 06:57:23	Twi_and_stray	45.000	25	35Lam Sco	1.6200	28000.	90	22462	No
76	GOM_NL__2PRFIN20060617_065847_000000462048_00364_22462_9191.N1	17-JUN-2006 06:58:47	Twi_and_stray	45.500	167	10Gam2Sgr	2.9840	4500.0	91	22462	No
77	GOM_NL__2PRFIN20060617_070356_000000382048_00364_22462_9192.N1	17-JUN-2006 07:03:56	Bright	38.000	86	35Eta Oph	2.4300	10200.	76	22462	No
78	GOM_NL__2PRFIN20060617_071023_000000442048_00364_22462_9193.N1	17-JUN-2006 07:10:23	Bright	43.500	126	60Bet Oph	2.7700	4250.0	87	22462	No
79	GOM_NL__2PRFIN20060617_071253_000000412048_00364_22462_9194.N1	17-JUN-2006 07:12:53	Bright	41.000	59	55Alp Oph	2.0800	8900.0	82	22462	No
80	GOM_NL__2PRFIN20060617_071456_000000382048_00364_22462_9195.N1	17-JUN-2006 07:14:56	Bright	38.000	127	27Bet Her	2.7810	4700.0	76	22462	No
81	GOM_NL__2PRFIN20060617_071756_000000382048_00364_22462_9196.N1	17-JUN-2006 07:17:56	Bright	37.500	133	40Zet Her	2.8070	6000.0	75	22462	No
82	GOM_NL__2PRFIN20060617_072441_000000392048_00364_22462_9197.N1	17-JUN-2006 07:24:41	Bright	39.000	130	23Bet Dra	2.7990	5800.0	78	22462	No
83	GOM_NL__2PRFIN20060617_072619_000000372048_00364_22462_9198.N1	17-JUN-2006 07:26:19	Bright	37.000	119	14Eta Dra	2.7270	4700.0	74	22462	No
84	GOM_NL__2PRFIN20060617_074133_000000442048_00364_22462_9199.N1	17-JUN-2006 07:41:33	Bright	43.500	74	11Bet Cas	2.2680	6600.0	87	22462	No
85	GOM_NL__2PRFIN20060617_074443_000000462048_00364_22462_9200.N1	17-JUN-2006 07:44:43	Bright	46.000	160	23Gam Per	2.9300	4700.0	92	22462	No
86	GOM_NL__2PRFIN20060617_074810_000000412048_00364_22462_9201.N1	17-JUN-2006 07:48:10	Bright	40.500	73	57Gam1And	2.2600	13100.	81	22462	No
87	GOM_NL__2PRFIN20060617_075027_000000422048_00364_22462_9202.N1	17-JUN-2006 07:50:27	Bright	41.500	173	4Bet Tri	3.0040	8900.0	83	22462	No
88	GOM_NL__2PRFIN20060617_075405_000000482048_00364_22462_9203.N1	17-JUN-2006 07:54:05	Twilight	48.000	50	13Alp Ari	2.0070	4250.0	96	22462	No
89	GOM_NL__2PRFIN20060617_081002_000000272048_00364_22462_9204.N1	17-JUN-2006 08:10:02	Dark	27.000	52	16Bet Cet	2.0370	4500.0	54	22462	No
90	GOM_NL__2PRFIN20060617_081611_000000462048_00364_22462_9205.N1	17-JUN-2006 08:16:11	Dark	45.500	84	Alp Phe	2.3970	4500.0	91	22462	No
91	GOM_NL__2PRFIN20060617_082227_000000522048_00365_22463_9187.N1	17-JUN-2006 08:22:27	Dark	51.500	63	Bet Gru	2.1500	2800.0	103	22463	No
92	GOM_NL__2PRFIN20060617_082430_000000502048_00365_22463_9188.N1	17-JUN-2006 08:24:30	Straylight	49.500	31	Alp Gru	1.7340	15200.	99	22463	No
93	GOM_NL__2PRFIN20060617_082813_000000432048_00365_22463_9189.N1	17-JUN-2006 08:28:13	Straylight	42.500	45	Alp Pav	1.9400	26000.	85	22463	No
94	GOM_NL__2PRFIN20060617_083800_000000452048_00365_22463_9190.N1	17-JUN-2006 08:38:00	Twi_and_stray	44.500	25	35Lam Sco	1.6200	28000.	89	22463	No
95	GOM_NL__2PRFIN20060617_083923_000000442048_00365_22463_9191.N1	17-JUN-2006 08:39:23	Twi_and_stray	44.000	167	10Gam2Sgr	2.9840	4500.0	88	22463	No
96	GOM_NL__2PRFIN20060617_084432_000000382048_00365_22463_9192.N1	17-JUN-2006 08:44:32	Bright	38.000	86	35Eta Oph	2.4300	10200.	76	22463	No
97	GOM_NL__2PRFIN20060617_085059_000000422048_00365_22463_9193.N1	17-JUN-2006 08:50:59	Bright	41.500	126	60Bet Oph	2.7700	4250.0	83	22463	No
98	GOM_NL__2PRFIN20060617_085329_000000422048_00365_22463_9194.N1	17-JUN-2006 08:53:29	Bright	41.500	59	55Alp Oph	2.0800	8900.0	83	22463	No
99	GOM_NL__2PRFIN20060617_085532_000000372048_00365_22463_9195.N1	17-JUN-2006 08:55:32	Bright	36.500	127	27Bet Her	2.7810	4700.0	73	22463	No
100	GOM_NL__2PRFIN20060617_085832_000000382048_00365_22463_9196.N1	17-JUN-2006 08:58:32	Bright	37.500	133	40Zet Her	2.8070	6000.0	75	22463	No
101	GOM_NL__2PRFIN20060617_090517_000000392048_00365_22463_9197.N1	17-JUN-2006 09:05:17	Bright	38.500	130	23Bet Dra	2.7990	5800.0	77	22463	No

102	GOM_NL__2PRFIN20060617_090655_000000362048_00365_22463_9198.N1	17-JUN-2006 09:06:55	Bright	36.000	119	14Eta Dra	2.7270	4700.0	72	22463	No
103	GOM_NL__2PRFIN20060617_092208_000000432048_00365_22463_9199.N1	17-JUN-2006 09:22:08	Bright	42.500	74	11Bet Cas	2.2680	6600.0	85	22463	No
104	GOM_NL__2PRFIN20060617_092519_000000342048_00365_22463_9200.N1	17-JUN-2006 09:25:19	Bright	33.500	160	23Gam Per	2.9300	4700.0	67	22463	No
105	GOM_NL__2PRFIN20060617_092846_000000422048_00365_22463_9201.N1	17-JUN-2006 09:28:46	Bright	41.500	73	57Gam1And	2.2600	13100.	83	22463	No
106	GOM_NL__2PRFIN20060617_093104_000000412048_00365_22463_9202.N1	17-JUN-2006 09:31:04	Bright	41.000	173	4Bet Tri	3.0040	8900.0	82	22463	No
107	GOM_NL__2PRFIN20060617_093441_000000492048_00365_22463_9203.N1	17-JUN-2006 09:34:41	Twilight	48.500	50	13Alp Ari	2.0070	4250.0	97	22463	No
108	GOM_NL__2PRFIN20060617_095039_000000272048_00365_22463_9204.N1	17-JUN-2006 09:50:39	Dark	27.000	52	16Bet Cet	2.0370	4500.0	54	22463	No
109	GOM_NL__2PRFIN20060617_095647_000000512048_00365_22463_9205.N1	17-JUN-2006 09:56:47	Dark	51.000	84	Alp Phe	2.3970	4500.0	102	22463	No
110	GOM_NL__2PRFIN20060617_100304_000000522048_00366_22464_9187.N1	17-JUN-2006 10:03:04	Dark	51.500	63	Bet Gru	2.1500	2800.0	103	22464	No
111	GOM_NL__2PRFIN20060617_100507_000000502048_00366_22464_9188.N1	17-JUN-2006 10:05:07	Straylight	49.500	31	Alp Gru	1.7340	15200.	99	22464	No
112	GOM_NL__2PRFIN20060617_100850_000000422048_00366_22464_9189.N1	17-JUN-2006 10:08:50	Straylight	41.500	45	Alp Pav	1.9400	26000.	83	22464	No
113	GOM_NL__2PRFIN20060617_101836_000000462048_00366_22464_9190.N1	17-JUN-2006 10:18:36	Tw_i_and_stray	46.000	25	35Lam Sco	1.6200	28000.	92	22464	No
114	GOM_NL__2PRFIN20060617_101959_000000462048_00366_22464_9191.N1	17-JUN-2006 10:19:59	Tw_i_and_stray	46.000	167	10Gam2Sgr	2.9840	4500.0	92	22464	No
115	GOM_NL__2PRFIN20060617_102508_000000382048_00366_22464_9192.N1	17-JUN-2006 10:25:08	Bright	38.000	86	35Eta Oph	2.4300	10200.	76	22464	No
116	GOM_NL__2PRFIN20060617_103135_000000422048_00366_22464_9193.N1	17-JUN-2006 10:31:35	Bright	41.500	126	60Bet Oph	2.7700	4250.0	83	22464	No
117	GOM_NL__2PRFIN20060617_103404_000000412048_00366_22464_9194.N1	17-JUN-2006 10:34:04	Bright	41.000	59	55Alp Oph	2.0800	8900.0	82	22464	No
118	GOM_NL__2PRFIN20060617_103607_000000372048_00366_22464_9195.N1	17-JUN-2006 10:36:07	Bright	36.500	127	27Bet Her	2.7810	4700.0	73	22464	No
119	GOM_NL__2PRFIN20060617_103908_000000362048_00366_22464_9196.N1	17-JUN-2006 10:39:08	Bright	35.500	133	40Zet Her	2.8070	6000.0	71	22464	No
120	GOM_NL__2PRFIN20060617_104552_000000402048_00366_22464_9197.N1	17-JUN-2006 10:45:52	Bright	39.500	130	23Bet Dra	2.7990	5800.0	79	22464	No
121	GOM_NL__2PRFIN20060617_104731_000000372048_00366_22464_9198.N1	17-JUN-2006 10:47:31	Bright	37.000	119	14Eta Dra	2.7270	4700.0	74	22464	No
122	GOM_NL__2PRFIN20060617_110244_000000442048_00366_22464_9199.N1	17-JUN-2006 11:02:44	Bright	44.000	74	11Bet Cas	2.2680	6600.0	88	22464	No
123	GOM_NL__2PRFIN20060617_110408_000000462048_00366_22464_9200.N1	17-JUN-2006 11:04:08	Bright	46.000	68	18Alp Cas	2.2250	4500.0	92	22464	No
124	GOM_NL__2PRFIN20060617_110555_000000362048_00366_22464_9201.N1	17-JUN-2006 11:05:55	Bright	36.000	160	23Gam Per	2.9300	4700.0	72	22464	No
125	GOM_NL__2PRFIN20060617_110922_000000422048_00366_22464_9202.N1	17-JUN-2006 11:09:22	Bright	42.000	73	57Gam1And	2.2600	13100.	84	22464	No
126	GOM_NL__2PRFIN20060617_111139_000000432048_00366_22464_9203.N1	17-JUN-2006 11:11:39	Bright	42.500	173	4Bet Tri	3.0040	8900.0	85	22464	No
127	GOM_NL__2PRFIN20060617_111517_000000522048_00366_22464_9204.N1	17-JUN-2006 11:15:17	Twilight	51.500	50	13Alp Ari	2.0070	4250.0	103	22464	No
128	GOM_NL__2PRFIN20060617_113724_000000452048_00366_22464_9205.N1	17-JUN-2006 11:37:24	Dark	44.500	84	Alp Phe	2.3970	4500.0	89	22464	No
129	GOM_NL__2PRFIN20060617_114341_000000592048_00367_22465_9187.N1	17-JUN-2006 11:43:41	Dark	58.500	63	Bet Gru	2.1500	2800.0	117	22465	No
130	GOM_NL__2PRFIN20060617_114544_000000482048_00367_22465_9188.N1	17-JUN-2006 11:45:44	Straylight	47.500	31	Alp Gru	1.7340	15200.	95	22465	No
131	GOM_NL__2PRFIN20060617_114926_000000422048_00367_22465_9189.N1	17-JUN-2006 11:49:26	Straylight	41.500	45	Alp Pav	1.9400	26000.	83	22465	No
132	GOM_NL__2PRFIN20060617_115912_000000442048_00367_22465_9190.N1	17-JUN-2006 11:59:12	Tw_i_and_stray	43.500	25	35Lam Sco	1.6200	28000.	87	22465	No
133	GOM_NL__2PRFIN20060617_120036_000000462048_00367_22465_9191.N1	17-JUN-2006 12:00:36	Tw_i_and_stray	46.000	167	10Gam2Sgr	2.9840	4500.0	92	22465	No
134	GOM_NL__2PRFIN20060617_120544_000000392048_00367_22465_9192.N1	17-JUN-2006 12:05:44	Bright	38.500	86	35Eta Oph	2.4300	10200.	77	22465	No
135	GOM_NL__2PRFIN20060617_121210_000000422048_00367_22465_9193.N1	17-JUN-2006 12:12:10	Bright	41.500	126	60Bet Oph	2.7700	4250.0	83	22465	No
136	GOM_NL__2PRFIN20060617_121440_000000412048_00367_22465_9194.N1	17-JUN-2006 12:14:40	Bright	40.500	59	55Alp Oph	2.0800	8900.0	81	22465	No
137	GOM_NL__2PRFIN20060617_121643_000000532048_00367_22465_9195.N1	17-JUN-2006 12:16:43	Bright	53.000	127	27Bet Her	2.7810	4700.0	106	22465	No
138	GOM_NL__2PRFIN20060617_121944_000000382048_00367_22465_9196.N1	17-JUN-2006 12:19:44	Bright	38.000	133	40Zet Her	2.8070	6000.0	76	22465	No
139	GOM_NL__2PRFIN20060617_122628_000000412048_00367_22465_9197.N1	17-JUN-2006 12:26:28	Bright	40.500	130	23Bet Dra	2.7990	5800.0	81	22465	No
140	GOM_NL__2PRFIN20060617_122807_000000382048_00367_22465_9198.N1	17-JUN-2006 12:28:07	Bright	37.500	119	14Eta Dra	2.7270	4700.0	75	22465	No
141	GOM_NL__2PRFIN20060617_124319_000000652048_00367_22465_9199.N1	17-JUN-2006 12:43:19	Bright	65.000	74	11Bet Cas	2.2680	6600.0	130	22465	No
142	GOM_NL__2PRFIN20060617_124444_000000632048_00367_22465_9200.N1	17-JUN-2006 12:44:44	Bright	63.000	68	18Alp Cas	2.2250	4500.0	126	22465	No
143	GOM_NL__2PRFIN20060617_124631_000000342048_00367_22465_9201.N1	17-JUN-2006 12:46:31	Bright	33.500	160	23Gam Per	2.9300	4700.0	67	22465	No
144	GOM_NL__2PRFIN20060617_124958_000000412048_00367_22465_9202.N1	17-JUN-2006 12:49:58	Bright	40.500	73	57Gam1And	2.2600	13100.	81	22465	No
145	GOM_NL__2PRFIN20060617_125215_000000412048_00367_22465_9203.N1	17-JUN-2006 12:52:15	Bright	41.000	173	4Bet Tri	3.0040	8900.0	82	22465	No
146	GOM_NL__2PRFIN20060617_125553_000000482048_00367_22465_9204.N1	17-JUN-2006 12:55:53	Twilight	47.500	50	13Alp Ari	2.0070	4250.0	95	22465	No
147	GOM_NL__2PRFIN20060617_131801_000000472048_00367_22465_9205.N1	17-JUN-2006 13:18:01	Dark	46.500	84	Alp Phe	2.3970	4500.0	93	22465	No
148	GOM_NL__2PRFIN20060617_132418_000000502048_00368_22466_9187.N1	17-JUN-2006 13:24:18	Dark	50.000	63	Bet Gru	2.1500	2800.0	100	22466	No
149	GOM_NL__2PRFIN20060617_132621_000000512048_00368_22466_9188.N1	17-JUN-2006 13:26:21	Straylight	50.500	31	Alp Gru	1.7340	15200.	101	22466	No
150	GOM_NL__2PRFIN20060617_133003_000000422048_00368_22466_9189.N1	17-JUN-2006 13:30:03	Straylight	41.500	45	Alp Pav	1.9400	26000.	83	22466	No
151	GOM_NL__2PRFIN20060617_133948_000000412048_00368_22466_9190.N1	17-JUN-2006 13:39:48	Tw_i_and_stray	41.000	25	35Lam Sco	1.6200	28000.	82	22466	No
152	GOM_NL__2PRFIN20060617_134112_000000452048_00368_22466_9191.N1	17-JUN-2006 13:41:12	Tw_i_and_stray	45.000	167	10Gam2Sgr	2.9840	4500.0	90	22466	No
153	GOM_NL__2PRFIN20060617_134620_000000382048_00368_22466_9192.N1	17-JUN-2006 13:46:20	Bright	38.000	86	35Eta Oph	2.4300	10200.	76	22466	No
154	GOM_NL__2PRFIN20060617_135246_000000422048_00368_22466_9193.N1	17-JUN-2006 13:52:46	Bright	41.500	126	60Bet Oph	2.7700	4250.0	83	22466	No
155	GOM_NL__2PRFIN20060617_135516_000000622048_00368_22466_9194.N1	17-JUN-2006 13:55:16	Bright	62.000	59	55Alp Oph	2.0800	8900.0	124	22466	No
156	GOM_NL__2PRFIN20060617_135719_000000352048_00368_22466_9195.N1	17-JUN-2006 13:57:19	Bright	35.000	127	27Bet Her	2.7810	4700.0	70	22466	No
157	GOM_NL__2PRFIN20060617_140019_000000392048_00368_22466_9196.N1	17-JUN-2006 14:00:19	Bright	38.500	133	40Zet Her	2.8070	6000.0	77	22466	No
158	GOM_NL__2PRFIN20060617_140703_000000402048_00368_22466_9197.N1	17-JUN-2006 14:07:03	Bright	40.000	130	23Bet Dra	2.7990	5800.0	80	22466	No
159	GOM_NL__2PRFIN20060617_140843_000000352048_00368_22466_9198.N1	17-JUN-2006 14:08:43	Bright	35.000	119	14Eta Dra	2.7270	4700.0	70	22466	No
160	GOM_NL__2PRFIN20060617_142355_000000502048_00368_22466_9199.N1	17-JUN-2006 14:23:55	Bright	50.000	74	11Bet Cas	2.2680	6600.0	100	22466	No

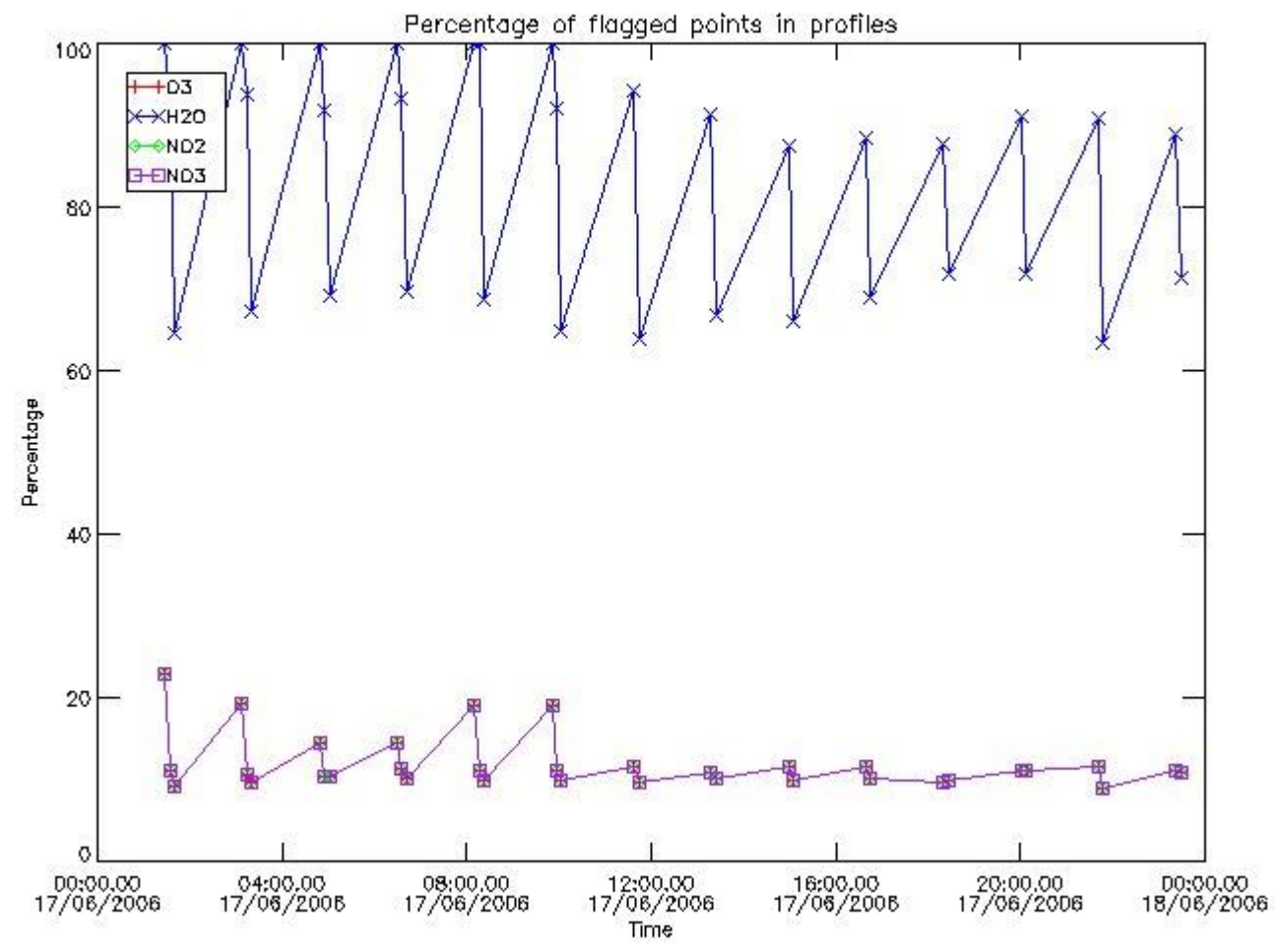
161	GOM_NL__2PRFIN20060617_142519_000000442048_00368_22466_9200.N1	17-JUN-2006 14:25:19	Bright	43.500	68	18Alp Cas	2.2250	4500.0	87	22466	No
162	GOM_NL__2PRFIN20060617_142707_000000532048_00368_22466_9201.N1	17-JUN-2006 14:27:07	Bright	53.000	160	23Gam Per	2.9300	4700.0	106	22466	No
163	GOM_NL__2PRFIN20060617_143034_000000402048_00368_22466_9202.N1	17-JUN-2006 14:30:34	Bright	39.500	73	57Gam1And	2.2600	13100.	79	22466	No
164	GOM_NL__2PRFIN20060617_143252_000000442048_00368_22466_9203.N1	17-JUN-2006 14:32:52	Bright	44.000	173	4Bet Tri	3.0040	8900.0	88	22466	No
165	GOM_NL__2PRFIN20060617_143629_000000522048_00368_22466_9204.N1	17-JUN-2006 14:36:29	Twilight	52.000	50	13Alp Ari	2.0070	4250.0	104	22466	No
166	GOM_NL__2PRFIN20060617_145838_000000452048_00368_22466_9205.N1	17-JUN-2006 14:58:38	Dark	44.500	84	Alp Phe	2.3970	4500.0	89	22466	No
167	GOM_NL__2PRFIN20060617_150455_000000522048_00369_22467_9187.N1	17-JUN-2006 15:04:55	Dark	52.000	63	Bet Gru	2.1500	2800.0	104	22467	No
168	GOM_NL__2PRFIN20060617_150658_000000492048_00369_22467_9188.N1	17-JUN-2006 15:06:58	Straylight	48.500	31	Alp Gru	1.7340	15200.	97	22467	No
169	GOM_NL__2PRFIN20060617_151039_000000412048_00369_22467_9189.N1	17-JUN-2006 15:10:39	Straylight	41.000	45	Alp Pav	1.9400	26000.	82	22467	No
170	GOM_NL__2PRFIN20060617_152024_000000442048_00369_22467_9190.N1	17-JUN-2006 15:20:24	Twi_and_stray	43.500	25	35Lam Sco	1.6200	28000.	87	22467	No
171	GOM_NL__2PRFIN20060617_152148_000000462048_00369_22467_9191.N1	17-JUN-2006 15:21:48	Twi_and_stray	46.000	167	10Gam2Sgr	2.9840	4500.0	92	22467	No
172	GOM_NL__2PRFIN20060617_152656_000000392048_00369_22467_9192.N1	17-JUN-2006 15:26:56	Bright	38.500	86	35Eta Oph	2.4300	10200.	77	22467	No
173	GOM_NL__2PRFIN20060617_153322_000000422048_00369_22467_9193.N1	17-JUN-2006 15:33:22	Bright	41.500	126	60Bet Oph	2.7700	4250.0	83	22467	No
174	GOM_NL__2PRFIN20060617_153551_000000422048_00369_22467_9194.N1	17-JUN-2006 15:35:51	Bright	41.500	59	55Alp Oph	2.0800	8900.0	83	22467	No
175	GOM_NL__2PRFIN20060617_153755_000000532048_00369_22467_9195.N1	17-JUN-2006 15:37:55	Bright	53.000	127	27Bet Her	2.7810	4700.0	106	22467	No
176	GOM_NL__2PRFIN20060617_154055_000000362048_00369_22467_9196.N1	17-JUN-2006 15:40:55	Bright	35.500	133	40Zet Her	2.8070	6000.0	71	22467	No
177	GOM_NL__2PRFIN20060617_154739_000000362048_00369_22467_9197.N1	17-JUN-2006 15:47:39	Bright	36.000	130	23Bet Dra	2.7990	5800.0	72	22467	No
178	GOM_NL__2PRFIN20060617_154918_000000382048_00369_22467_9198.N1	17-JUN-2006 15:49:18	Bright	37.500	119	14Eta Dra	2.7270	4700.0	75	22467	No
179	GOM_NL__2PRFIN20060617_160430_000000432048_00369_22467_9199.N1	17-JUN-2006 16:04:30	Bright	43.000	74	11Bet Cas	2.2680	6600.0	86	22467	No
180	GOM_NL__2PRFIN20060617_160555_000000632048_00369_22467_9200.N1	17-JUN-2006 16:05:55	Bright	63.000	68	18Alp Cas	2.2250	4500.0	126	22467	No
181	GOM_NL__2PRFIN20060617_160743_000000362048_00369_22467_9201.N1	17-JUN-2006 16:07:43	Bright	35.500	160	23Gam Per	2.9300	4700.0	71	22467	No
182	GOM_NL__2PRFIN20060617_161110_000000422048_00369_22467_9202.N1	17-JUN-2006 16:11:10	Bright	41.500	73	57Gam1And	2.2600	13100.	83	22467	No
183	GOM_NL__2PRFIN20060617_161328_000000402048_00369_22467_9203.N1	17-JUN-2006 16:13:28	Bright	40.000	173	4Bet Tri	3.0040	8900.0	80	22467	No
184	GOM_NL__2PRFIN20060617_161706_000000472048_00369_22467_9204.N1	17-JUN-2006 16:17:06	Twilight	47.000	50	13Alp Ari	2.0070	4250.0	94	22467	No
185	GOM_NL__2PRFIN20060617_163914_000000442048_00369_22467_9205.N1	17-JUN-2006 16:39:14	Dark	44.000	84	Alp Phe	2.3970	4500.0	88	22467	No
186	GOM_NL__2PRFIN20060617_164532_000000512048_00370_22468_9187.N1	17-JUN-2006 16:45:32	Dark	50.500	63	Bet Gru	2.1500	2800.0	101	22468	No
187	GOM_NL__2PRFIN20060617_164735_000000472048_00370_22468_9188.N1	17-JUN-2006 16:47:35	Straylight	47.000	31	Alp Gru	1.7340	15200.	94	22468	No
188	GOM_NL__2PRFIN20060617_165116_000000422048_00370_22468_9189.N1	17-JUN-2006 16:51:16	Straylight	41.500	45	Alp Pav	1.9400	26000.	83	22468	No
189	GOM_NL__2PRFIN20060617_170101_000000442048_00370_22468_9190.N1	17-JUN-2006 17:01:01	Twi_and_stray	43.500	25	35Lam Sco	1.6200	28000.	87	22468	No
190	GOM_NL__2PRFIN20060617_170224_000000432048_00370_22468_9191.N1	17-JUN-2006 17:02:24	Twi_and_stray	43.000	167	10Gam2Sgr	2.9840	4500.0	86	22468	No
191	GOM_NL__2PRFIN20060617_170732_000000372048_00370_22468_9192.N1	17-JUN-2006 17:07:32	Bright	37.000	86	35Eta Oph	2.4300	10200.	74	22468	No
192	GOM_NL__2PRFIN20060617_171358_000000422048_00370_22468_9193.N1	17-JUN-2006 17:13:58	Bright	41.500	126	60Bet Oph	2.7700	4250.0	83	22468	No
193	GOM_NL__2PRFIN20060617_171627_000000422048_00370_22468_9194.N1	17-JUN-2006 17:16:27	Bright	41.500	59	55Alp Oph	2.0800	8900.0	83	22468	No
194	GOM_NL__2PRFIN20060617_171831_000000372048_00370_22468_9195.N1	17-JUN-2006 17:18:31	Bright	37.000	127	27Bet Her	2.7810	4700.0	74	22468	No
195	GOM_NL__2PRFIN20060617_172131_000000372048_00370_22468_9196.N1	17-JUN-2006 17:21:31	Bright	37.000	133	40Zet Her	2.8070	6000.0	74	22468	No
196	GOM_NL__2PRFIN20060617_172815_000000392048_00370_22468_9197.N1	17-JUN-2006 17:28:15	Bright	39.000	130	23Bet Dra	2.7990	5800.0	78	22468	No
197	GOM_NL__2PRFIN20060617_172954_000000372048_00370_22468_9198.N1	17-JUN-2006 17:29:54	Bright	36.500	119	14Eta Dra	2.7270	4700.0	73	22468	No
198	GOM_NL__2PRFIN20060617_174506_000000442048_00370_22468_9199.N1	17-JUN-2006 17:45:06	Bright	44.000	74	11Bet Cas	2.2680	6600.0	88	22468	No
199	GOM_NL__2PRFIN20060617_174631_000000422048_00370_22468_9200.N1	17-JUN-2006 17:46:31	Bright	42.000	68	18Alp Cas	2.2250	4500.0	84	22468	No
200	GOM_NL__2PRFIN20060617_174819_000000532048_00370_22468_9201.N1	17-JUN-2006 17:48:19	Bright	53.000	160	23Gam Per	2.9300	4700.0	106	22468	No
201	GOM_NL__2PRFIN20060617_175146_000000402048_00370_22468_9202.N1	17-JUN-2006 17:51:46	Bright	40.000	73	57Gam1And	2.2600	13100.	80	22468	No
202	GOM_NL__2PRFIN20060617_175404_000000452048_00370_22468_9203.N1	17-JUN-2006 17:54:04	Bright	44.500	173	4Bet Tri	3.0040	8900.0	89	22468	No
203	GOM_NL__2PRFIN20060617_175742_000000462048_00370_22468_9204.N1	17-JUN-2006 17:57:42	Twilight	46.000	50	13Alp Ari	2.0070	4250.0	92	22468	No
204	GOM_NL__2PRFIN20060617_181951_000000542048_00370_22468_9205.N1	17-JUN-2006 18:19:51	Dark	53.500	84	Alp Phe	2.3970	4500.0	107	22468	No
205	GOM_NL__2PRFIN20060617_182609_000000522048_00371_22469_9207.N1	17-JUN-2006 18:26:09	Dark	52.000	63	Bet Gru	2.1500	2800.0	104	22469	No
206	GOM_NL__2PRFIN20060617_182812_000000512048_00371_22469_9208.N1	17-JUN-2006 18:28:12	Straylight	51.000	31	Alp Gru	1.7340	15200.	102	22469	No
207	GOM_NL__2PRFIN20060617_183153_000000502048_00371_22469_9209.N1	17-JUN-2006 18:31:53	Straylight	49.500	45	Alp Pav	1.9400	26000.	99	22469	No
208	GOM_NL__2PRFIN20060617_184137_000000442048_00371_22469_9210.N1	17-JUN-2006 18:41:37	Twi_and_stray	44.000	25	35Lam Sco	1.6200	28000.	88	22469	No
209	GOM_NL__2PRFIN20060617_184301_000000462048_00371_22469_9211.N1	17-JUN-2006 18:43:01	Twi_and_stray	45.500	167	10Gam2Sgr	2.9840	4500.0	91	22469	No
210	GOM_NL__2PRFIN20060617_184808_000000392048_00371_22469_9212.N1	17-JUN-2006 18:48:08	Bright	38.500	86	35Eta Oph	2.4300	10200.	77	22469	No
211	GOM_NL__2PRFIN20060617_185434_000000412048_00371_22469_9213.N1	17-JUN-2006 18:54:34	Bright	41.000	126	60Bet Oph	2.7700	4250.0	82	22469	No
212	GOM_NL__2PRFIN20060617_185703_000000422048_00371_22469_9214.N1	17-JUN-2006 18:57:03	Bright	42.000	59	55Alp Oph	2.0800	8900.0	84	22469	No
213	GOM_NL__2PRFIN20060617_185907_000000362048_00371_22469_9215.N1	17-JUN-2006 18:59:07	Bright	35.500	127	27Bet Her	2.7810	4700.0	71	22469	No
214	GOM_NL__2PRFIN20060617_190207_000000372048_00371_22469_9216.N1	17-JUN-2006 19:02:07	Bright	37.000	133	40Zet Her	2.8070	6000.0	74	22469	No
215	GOM_NL__2PRFIN20060617_190850_000000402048_00371_22469_9217.N1	17-JUN-2006 19:08:50	Bright	40.000	130	23Bet Dra	2.7990	5800.0	80	22469	No
216	GOM_NL__2PRFIN20060617_191030_000000362048_00371_22469_9218.N1	17-JUN-2006 19:10:30	Bright	36.000	119	14Eta Dra	2.7270	4700.0	72	22469	No
217	GOM_NL__2PRFIN20060617_192542_000000402048_00371_22469_9219.N1	17-JUN-2006 19:25:42	Bright	40.000	74	11Bet Cas	2.2680	6600.0	80	22469	No
218	GOM_NL__2PRFIN20060617_192706_000000412048_00371_22469_9220.N1	17-JUN-2006 19:27:06	Bright	41.000	68	18Alp Cas	2.2250	4500.0	82	22469	No
219	GOM_NL__2PRFIN20060617_192855_000000512048_00371_22469_9221.N1	17-JUN-2006 19:28:55	Bright	50.500	160	23Gam Per	2.9300	4700.0	101	22469	No

220	GOM_NL__2PRFIN20060617_193222_000000422048_00371_22469_9222.N1	17-JUN-2006 19:32:22	Bright	41.500	73	57Gam1And	2.2600	13100.	83	22469	No
221	GOM_NL__2PRFIN20060617_193440_000000432048_00371_22469_9223.N1	17-JUN-2006 19:34:40	Bright	43.000	173	4Bet Tri	3.0040	8900.0	86	22469	No
222	GOM_NL__2PRFIN20060617_193818_000000482048_00371_22469_9224.N1	17-JUN-2006 19:38:18	Twilight	47.500	50	13Alp Ari	2.0070	4250.0	95	22469	No
223	GOM_NL__2PRFIN20060617_200028_000000462048_00371_22469_9225.N1	17-JUN-2006 20:00:28	Dark	45.500	84	Alp Phe	2.3970	4500.0	91	22469	No
224	GOM_NL__2PRFIN20060617_200646_000000502048_00372_22470_9207.N1	17-JUN-2006 20:06:46	Dark	50.000	63	Bet Gru	2.1500	2800.0	100	22470	No
225	GOM_NL__2PRFIN20060617_200849_000000462048_00372_22470_9208.N1	17-JUN-2006 20:08:49	Straylight	46.000	31	Alp Gru	1.7340	15200.	92	22470	No
226	GOM_NL__2PRFIN20060617_201229_000000422048_00372_22470_9209.N1	17-JUN-2006 20:12:29	Straylight	42.000	45	Alp Pav	1.9400	26000.	84	22470	No
227	GOM_NL__2PRFIN20060617_202213_000000442048_00372_22470_9210.N1	17-JUN-2006 20:22:13	Tw_i_and_stray	43.500	25	35Lam Sco	1.6200	28000.	87	22470	No
228	GOM_NL__2PRFIN20060617_202337_000000472048_00372_22470_9211.N1	17-JUN-2006 20:23:37	Tw_i_and_stray	47.000	167	10Gam2Sgr	2.9840	4500.0	94	22470	No
229	GOM_NL__2PRFIN20060617_202844_000000372048_00372_22470_9212.N1	17-JUN-2006 20:28:44	Bright	36.500	86	35Eta Oph	2.4300	10200.	73	22470	No
230	GOM_NL__2PRFIN20060617_203509_000000422048_00372_22470_9213.N1	17-JUN-2006 20:35:09	Bright	41.500	126	60Bet Oph	2.7700	4250.0	83	22470	No
231	GOM_NL__2PRFIN20060617_203739_000000422048_00372_22470_9214.N1	17-JUN-2006 20:37:39	Bright	42.000	59	55Alp Oph	2.0800	8900.0	84	22470	No
232	GOM_NL__2PRFIN20060617_203943_000000352048_00372_22470_9215.N1	17-JUN-2006 20:39:43	Bright	35.000	127	27Bet Her	2.7810	4700.0	70	22470	No
233	GOM_NL__2PRFIN20060617_204243_000000362048_00372_22470_9216.N1	17-JUN-2006 20:42:43	Bright	35.500	133	40Zet Her	2.8070	6000.0	71	22470	No
234	GOM_NL__2PRFIN20060617_204926_000000402048_00372_22470_9217.N1	17-JUN-2006 20:49:26	Bright	39.500	130	23Bet Dra	2.7990	5800.0	79	22470	No
235	GOM_NL__2PRFIN20060617_205106_000000362048_00372_22470_9218.N1	17-JUN-2006 20:51:06	Bright	35.500	119	14Eta Dra	2.7270	4700.0	71	22470	No
236	GOM_NL__2PRFIN20060617_210617_000000432048_00372_22470_9219.N1	17-JUN-2006 21:06:17	Bright	42.500	74	11Bet Cas	2.2680	6600.0	85	22470	No
237	GOM_NL__2PRFIN20060617_210742_000000462048_00372_22470_9220.N1	17-JUN-2006 21:07:42	Bright	46.000	68	18Alp Cas	2.2250	4500.0	92	22470	No
238	GOM_NL__2PRFIN20060617_210931_000000392048_00372_22470_9221.N1	17-JUN-2006 21:09:31	Bright	39.000	160	23Gam Per	2.9300	4700.0	78	22470	No
239	GOM_NL__2PRFIN20060617_211258_000000402048_00372_22470_9222.N1	17-JUN-2006 21:12:58	Bright	40.000	73	57Gam1And	2.2600	13100.	80	22470	No
240	GOM_NL__2PRFIN20060617_211516_000000432048_00372_22470_9223.N1	17-JUN-2006 21:15:16	Bright	42.500	173	4Bet Tri	3.0040	8900.0	85	22470	No
241	GOM_NL__2PRFIN20060617_211854_000000542048_00372_22470_9224.N1	17-JUN-2006 21:18:54	Twilight	53.500	50	13Alp Ari	2.0070	4250.0	107	22470	No
242	GOM_NL__2PRFIN20060617_214105_000000442048_00372_22470_9225.N1	17-JUN-2006 21:41:05	Dark	44.000	84	Alp Phe	2.3970	4500.0	88	22470	No
243	GOM_NL__2PRFIN20060617_214723_000000572048_00373_22471_9207.N1	17-JUN-2006 21:47:23	Dark	56.500	63	Bet Gru	2.1500	2800.0	113	22471	No
244	GOM_NL__2PRFIN20060617_214926_000000482048_00373_22471_9208.N1	17-JUN-2006 21:49:26	Straylight	47.500	31	Alp Gru	1.7340	15200.	95	22471	No
245	GOM_NL__2PRFIN20060617_215306_000000422048_00373_22471_9209.N1	17-JUN-2006 21:53:06	Straylight	42.000	45	Alp Pav	1.9400	26000.	84	22471	No
246	GOM_NL__2PRFIN20060617_220249_000000432048_00373_22471_9210.N1	17-JUN-2006 22:02:49	Tw_i_and_stray	42.500	25	35Lam Sco	1.6200	28000.	85	22471	No
247	GOM_NL__2PRFIN20060617_220413_000000462048_00373_22471_9211.N1	17-JUN-2006 22:04:13	Tw_i_and_stray	46.000	167	10Gam2Sgr	2.9840	4500.0	92	22471	No
248	GOM_NL__2PRFIN20060617_220920_000000392048_00373_22471_9212.N1	17-JUN-2006 22:09:20	Bright	38.500	86	35Eta Oph	2.4300	10200.	77	22471	No
249	GOM_NL__2PRFIN20060617_221545_000000432048_00373_22471_9213.N1	17-JUN-2006 22:15:45	Bright	42.500	126	60Bet Oph	2.7700	4250.0	85	22471	No
250	GOM_NL__2PRFIN20060617_221814_000000442048_00373_22471_9214.N1	17-JUN-2006 22:18:14	Bright	43.500	59	55Alp Oph	2.0800	8900.0	87	22471	No
251	GOM_NL__2PRFIN20060617_222019_000000392048_00373_22471_9215.N1	17-JUN-2006 22:20:19	Bright	38.500	127	27Bet Her	2.7810	4700.0	77	22471	No
252	GOM_NL__2PRFIN20060617_222318_000000372048_00373_22471_9216.N1	17-JUN-2006 22:23:18	Bright	37.000	133	40Zet Her	2.8070	6000.0	74	22471	No
253	GOM_NL__2PRFIN20060617_223001_000000412048_00373_22471_9217.N1	17-JUN-2006 22:30:01	Bright	40.500	130	23Bet Dra	2.7990	5800.0	81	22471	No
254	GOM_NL__2PRFIN20060617_223142_000000332048_00373_22471_9218.N1	17-JUN-2006 22:31:42	Bright	33.000	119	14Eta Dra	2.7270	4700.0	66	22471	No
255	GOM_NL__2PRFIN20060617_224653_000000442048_00373_22471_9219.N1	17-JUN-2006 22:46:53	Bright	43.500	74	11Bet Cas	2.2680	6600.0	87	22471	No
256	GOM_NL__2PRFIN20060617_224818_000000442048_00373_22471_9220.N1	17-JUN-2006 22:48:18	Bright	44.000	68	18Alp Cas	2.2250	4500.0	88	22471	No
257	GOM_NL__2PRFIN20060617_225007_000000532048_00373_22471_9221.N1	17-JUN-2006 22:50:07	Bright	53.000	160	23Gam Per	2.9300	4700.0	106	22471	No
258	GOM_NL__2PRFIN20060617_225334_000000422048_00373_22471_9222.N1	17-JUN-2006 22:53:34	Bright	41.500	73	57Gam1And	2.2600	13100.	83	22471	No
259	GOM_NL__2PRFIN20060617_225552_000000432048_00373_22471_9223.N1	17-JUN-2006 22:55:52	Bright	42.500	173	4Bet Tri	3.0040	8900.0	85	22471	No
260	GOM_NL__2PRFIN20060617_225930_000000492048_00373_22471_9224.N1	17-JUN-2006 22:59:30	Twilight	48.500	50	13Alp Ari	2.0070	4250.0	97	22471	No
261	GOM_NL__2PRFIN20060617_232141_000000462048_00373_22471_9225.N1	17-JUN-2006 23:21:41	Dark	46.000	84	Alp Phe	2.3970	4500.0	92	22471	No
262	GOM_NL__2PRFIN20060617_232759_000000482048_00374_22472_9207.N1	17-JUN-2006 23:27:59	Dark	47.500	63	Bet Gru	2.1500	2800.0	95	22472	No
263	GOM_NL__2PRFIN20060617_233003_000000482048_00374_22472_9208.N1	17-JUN-2006 23:30:03	Straylight	47.500	31	Alp Gru	1.7340	15200.	95	22472	No
264	GOM_NL__2PRFIN20060617_233342_000000412048_00374_22472_9209.N1	17-JUN-2006 23:33:42	Straylight	41.000	45	Alp Pav	1.9400	26000.	82	22472	No
265	GOM_NL__2PRFIN20060617_234326_000000422048_00374_22472_9210.N1	17-JUN-2006 23:43:26	Tw_i_and_stray	41.500	25	35Lam Sco	1.6200	28000.	83	22472	No
266	GOM_NL__2PRFIN20060617_234449_000000482048_00374_22472_9211.N1	17-JUN-2006 23:44:49	Tw_i_and_stray	47.500	167	10Gam2Sgr	2.9840	4500.0	95	22472	No
267	GOM_NL__2PRFIN20060617_234956_000000392048_00374_22472_9212.N1	17-JUN-2006 23:49:56	Bright	39.000	86	35Eta Oph	2.4300	10200.	78	22472	No
268	GOM_NL__2PRFIN20060617_235621_000000422048_00374_22472_9213.N1	17-JUN-2006 23:56:21	Bright	42.000	126	60Bet Oph	2.7700	4250.0	84	22472	No
269	GOM_NL__2PRFIN20060617_235850_000000412048_00374_22472_9214.N1	17-JUN-2006 23:58:50	Bright	41.000	59	55Alp Oph	2.0800	8900.0	82	22472	No

3. Quality information per product

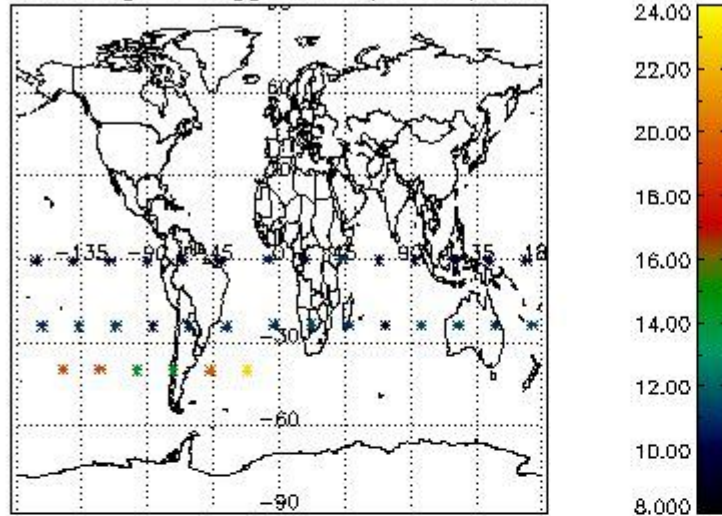
In this section it is plotted some information contained in the Quality Summary data set of the level 2 products. Only products in dark limb conditions and without errors (error flag in the MPH set to "0") are used.

3.1 Plot quality information per product (time dependant)

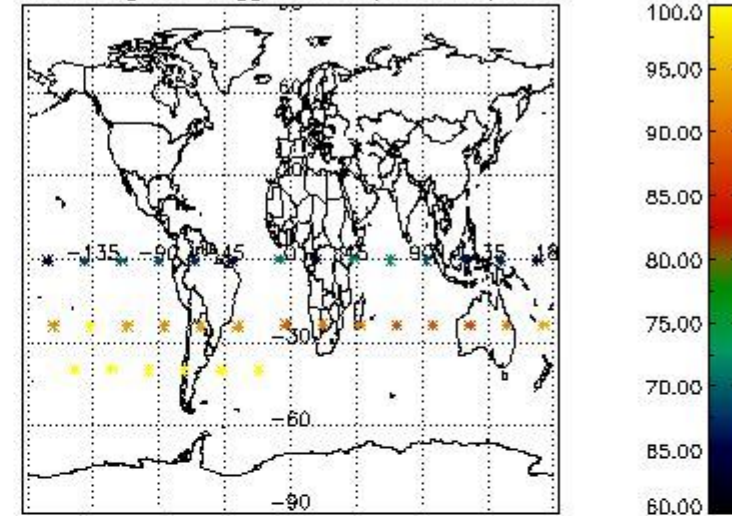


3.2 Plot quality information per product (world map)

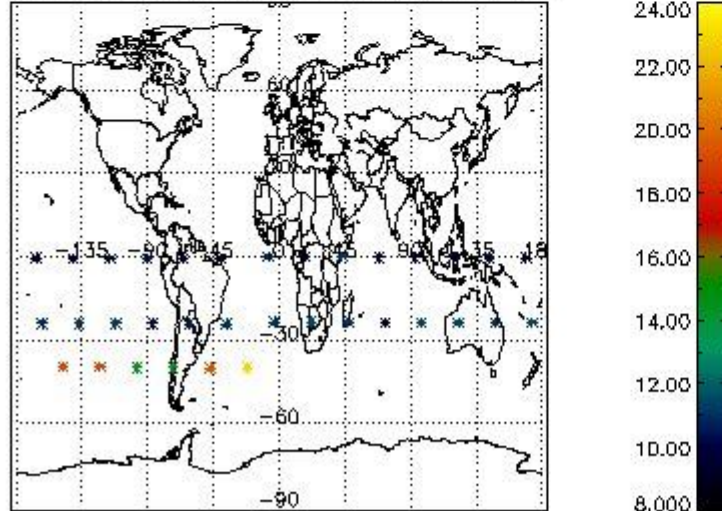
Percentage of flagged data per O3 profile



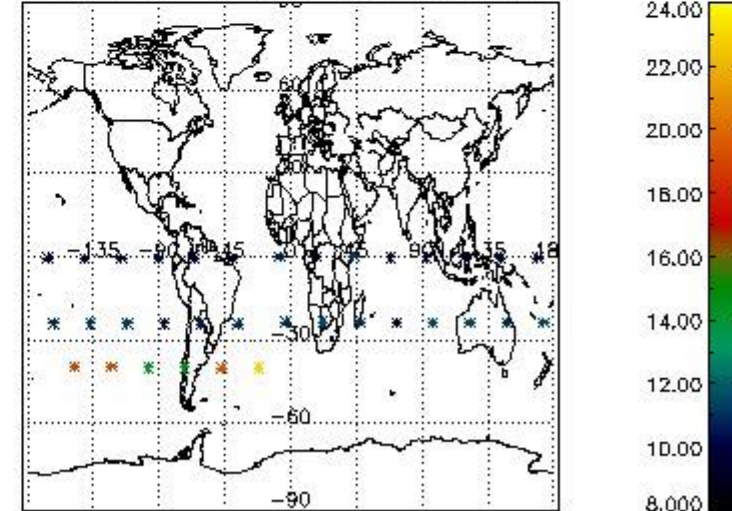
Percentage of flagged data per H2O profile



Percentage of flagged data per NO2 profile



Percentage of flagged data per NO3 profile

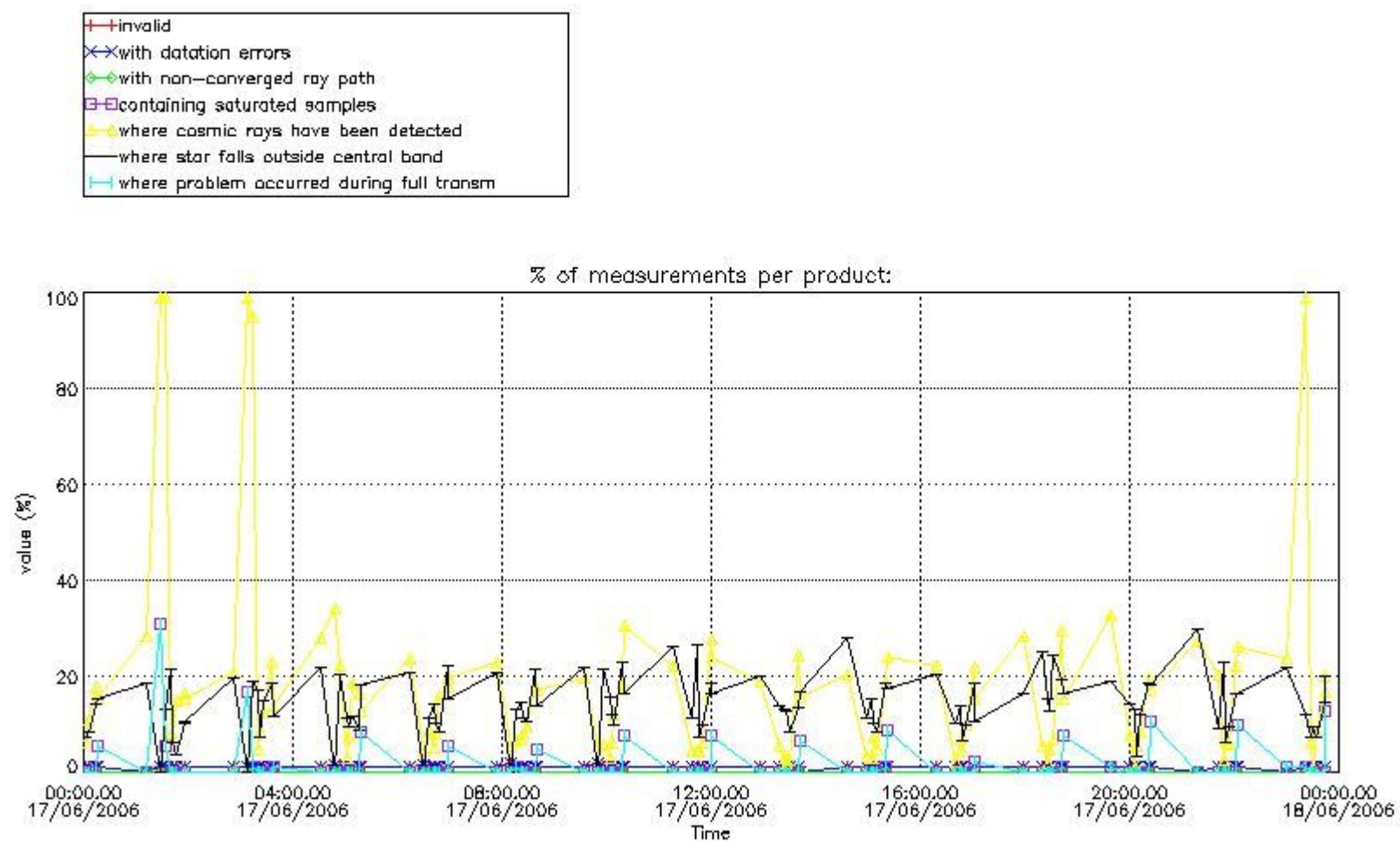


4. Level 1 quality information per product

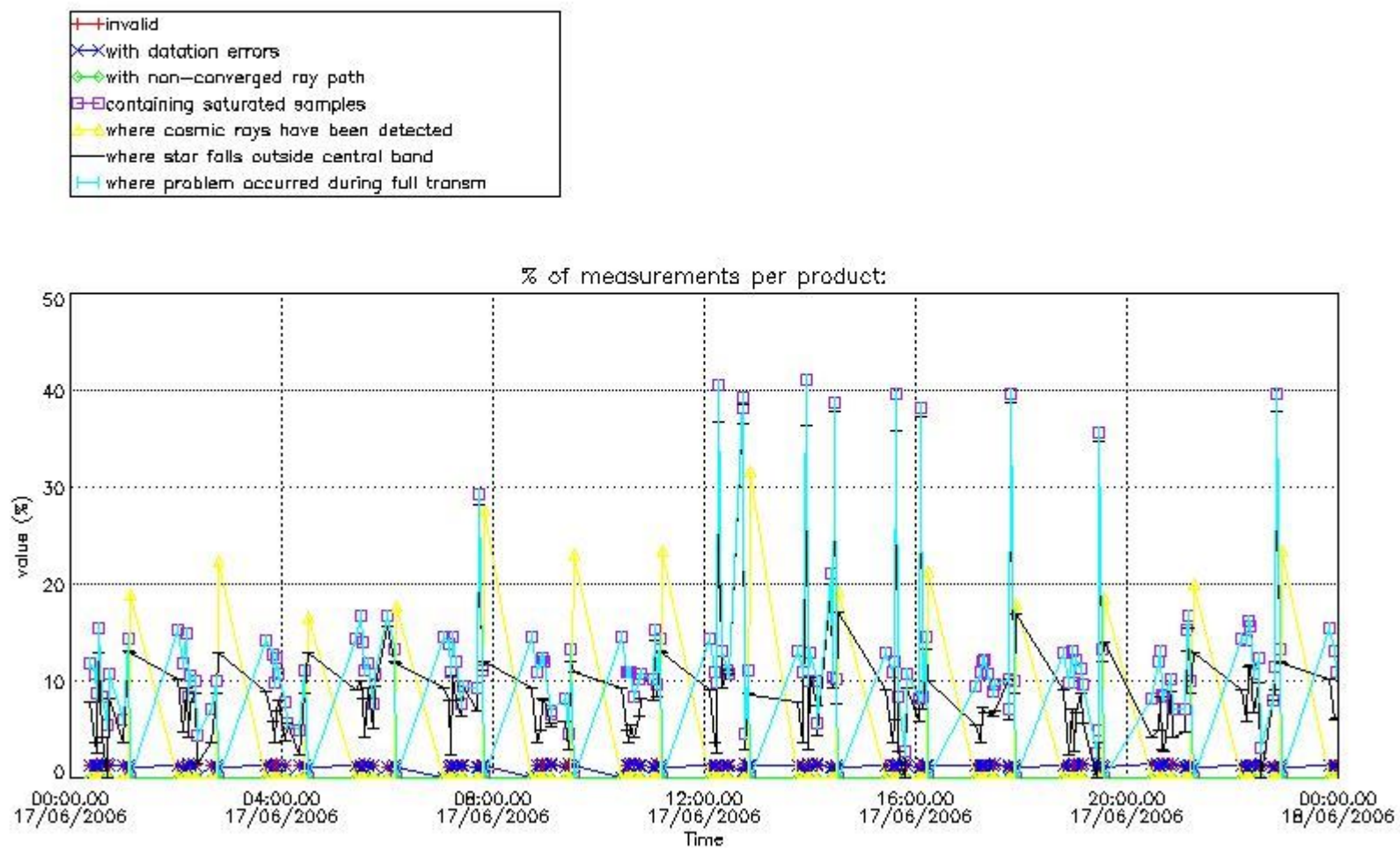
In this section it is plotted some information contained in the Quality Summary data set of the level 2 products that comes from the level 1b processing. Products without errors (error flag in the MPH set to "0") are used.

4.1 Plot quality information per product (time dependant) coming from level 1b processing

4.1.1 Plot level 1 quality information per product (time dependant): ENVISAT ASCENDING passes

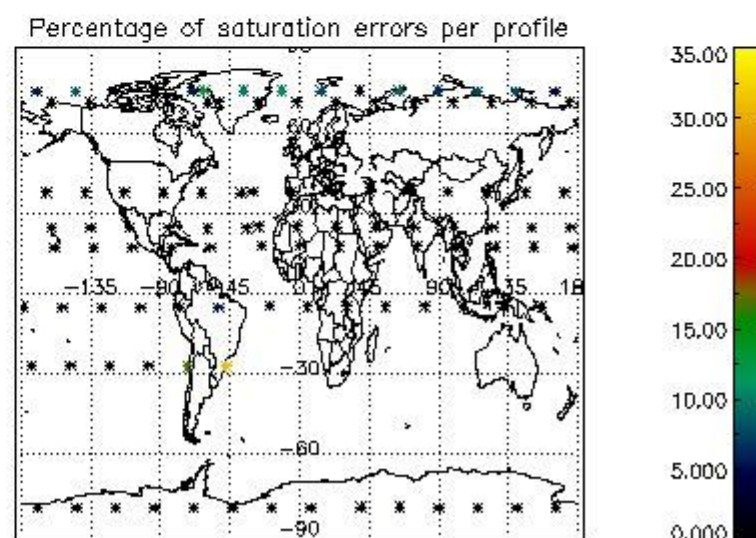
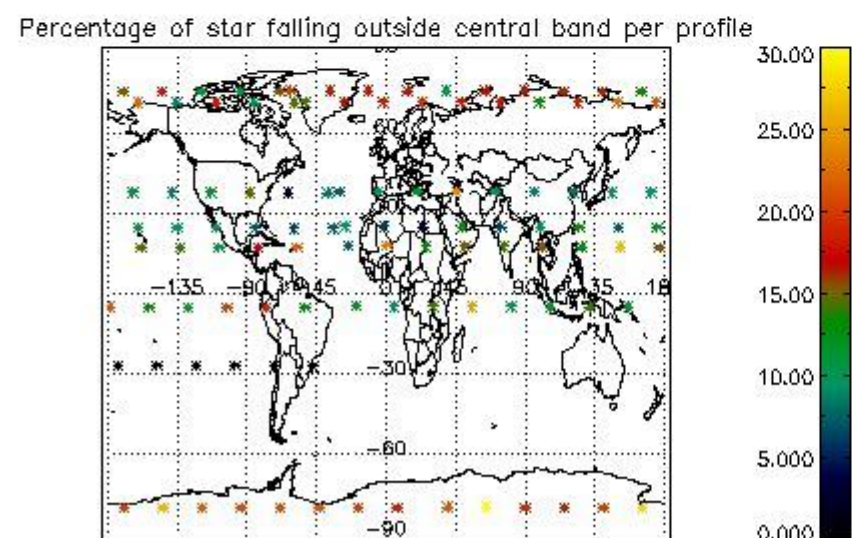
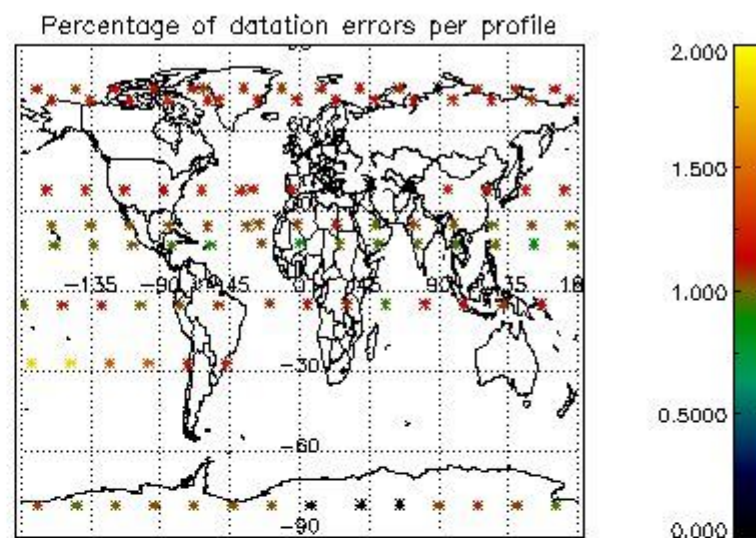
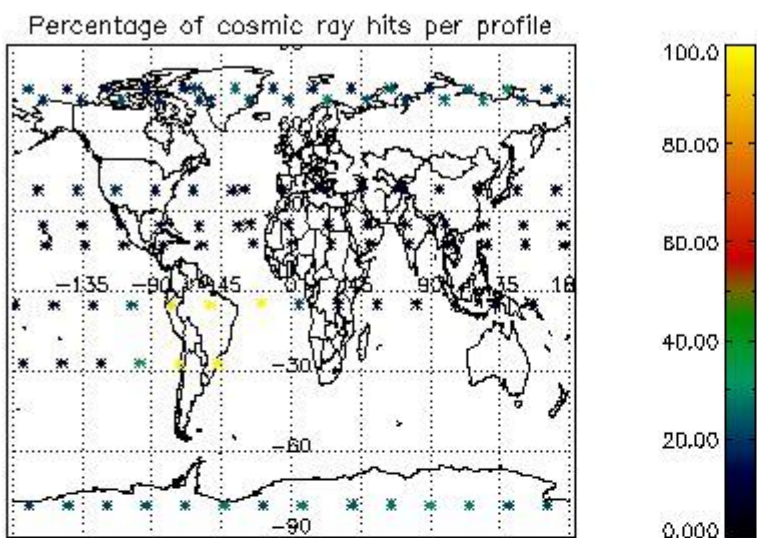


4.1.2 Plot level 1 quality information per product (time dependant): ENVI SAT DESCENDING passes

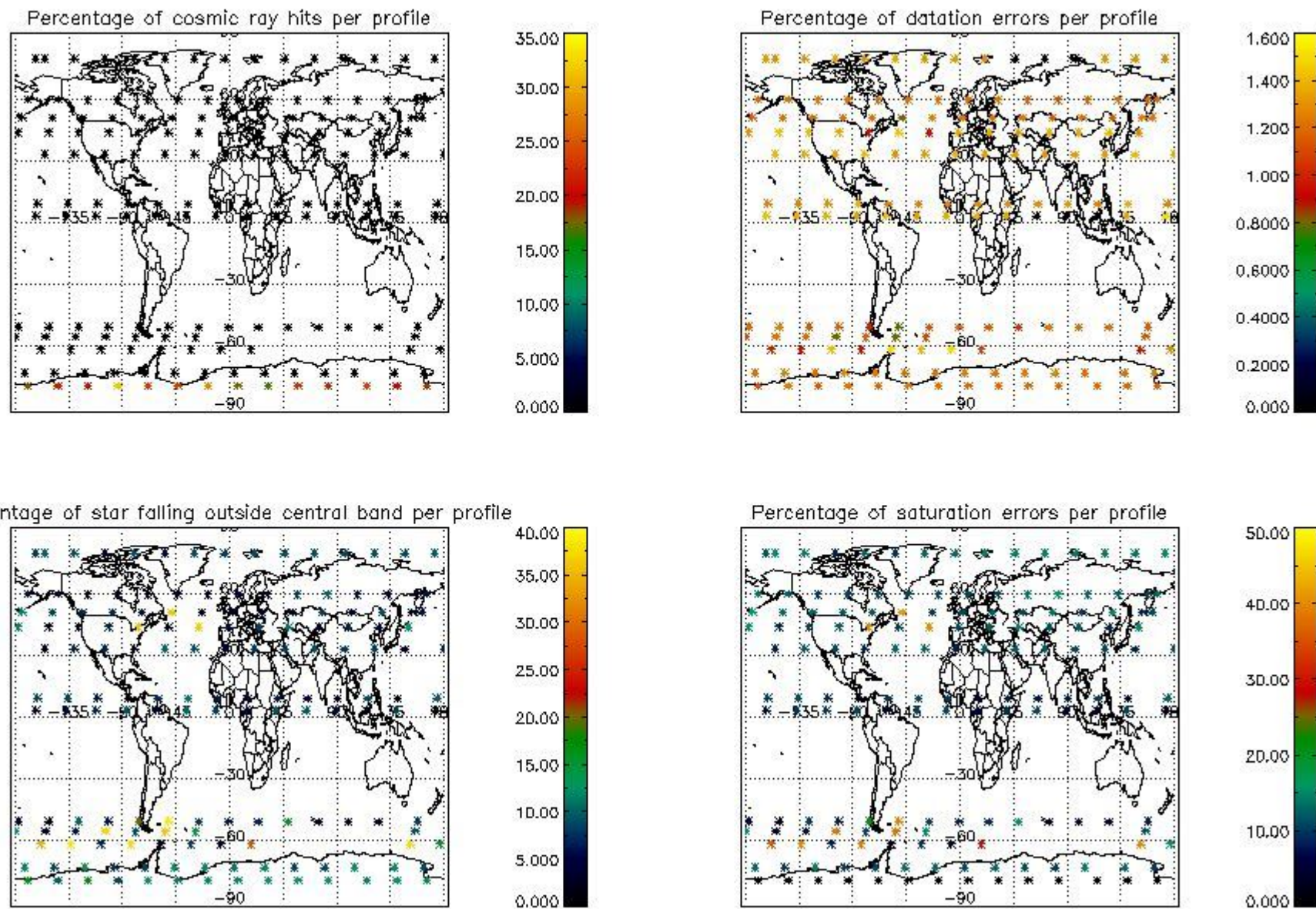


4.2 Plot quality information per product coming from level 1b processing (world map)

4.2.1 Plot level 1 quality information per product (world map): ENVISAT ASCENDING passes



4.2.2 Plot level 1 quality information per product (world map): ENVISAT DESCENDING passes



5. Trace gas profiles

5.1 Ozone statistics based on quality of products

The final quality of the products can be "measured" using the STD (Standard Deviation) attached to every point profile. This information is written to the parameter GOM_NL__2P/NL_LOCAL_SPECIES_DENSITY/o3_std of the level 2 products. The table below shows the statistics for given STD ranges.

The statistics are given with respect to the overall valid production:

- Products without fatal errors: GOM_NL__2P/MPH/PRODUCT_ERR=0
- Valid point profile: GOM_NL__2P/NL_LOCAL_SPECIES_DENSITY/pcd(0)=0

The 'Criteria' is applied to valid points of dark limb products:

- Products in dark limb illumination condition: GOM_NL__2P/NL_SUMMARY_QUALITY/obs_ill_cond=0
- Products without fatal errors: GOM_NL__2P/MPH/PRODUCT_ERR=0
- Valid point profile: GOM_NL__2P/NL_LOCAL_SPECIES_DENSITY/pcd(0)=0

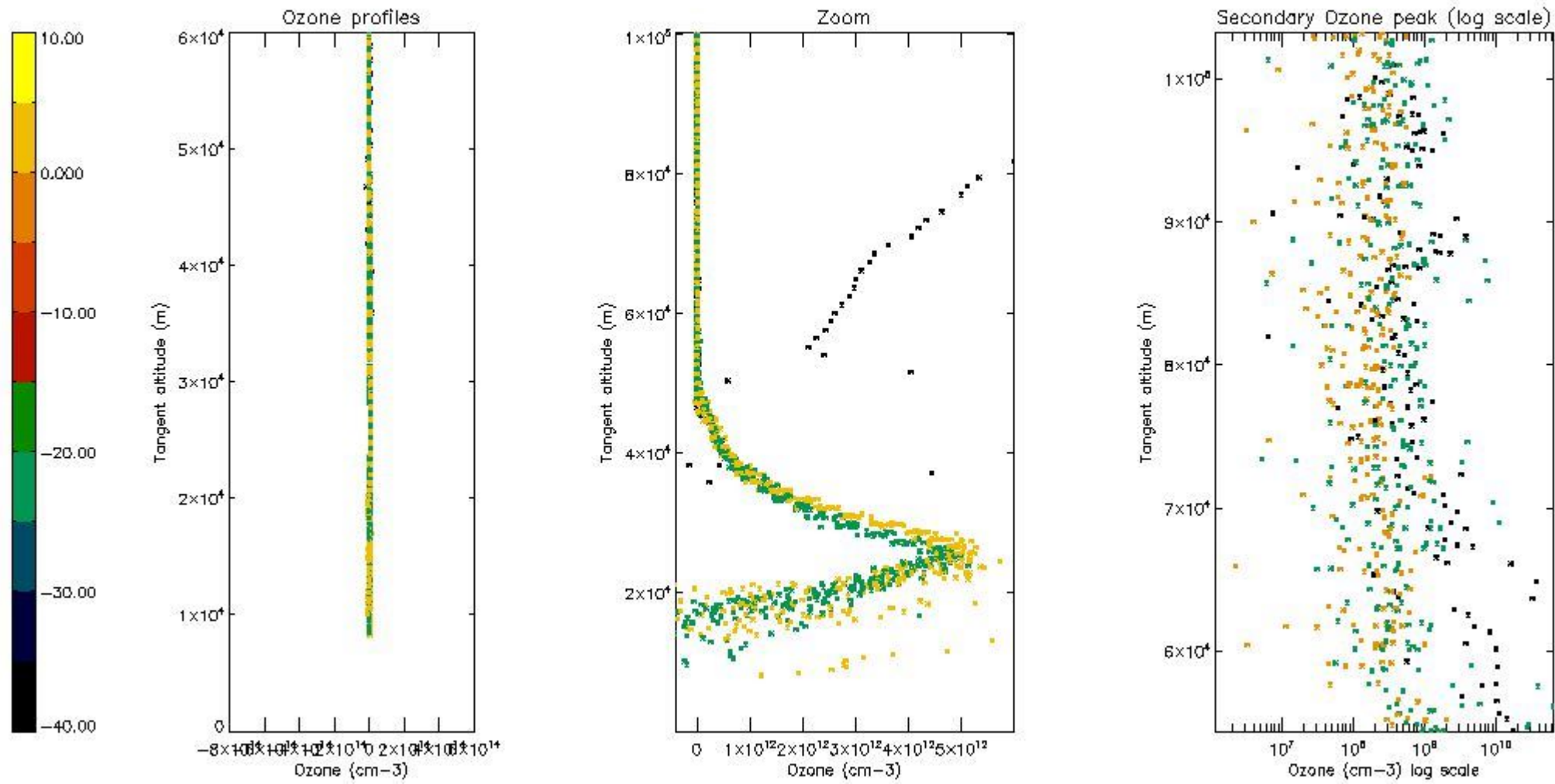
So, the table below shows the percentage of dark limb and valid observations for each criteria with respect to the overall valid daily observations.

Criteria	% of total production
All STD	14
STD < 20	3

STD < 10	2
STD < 5	0

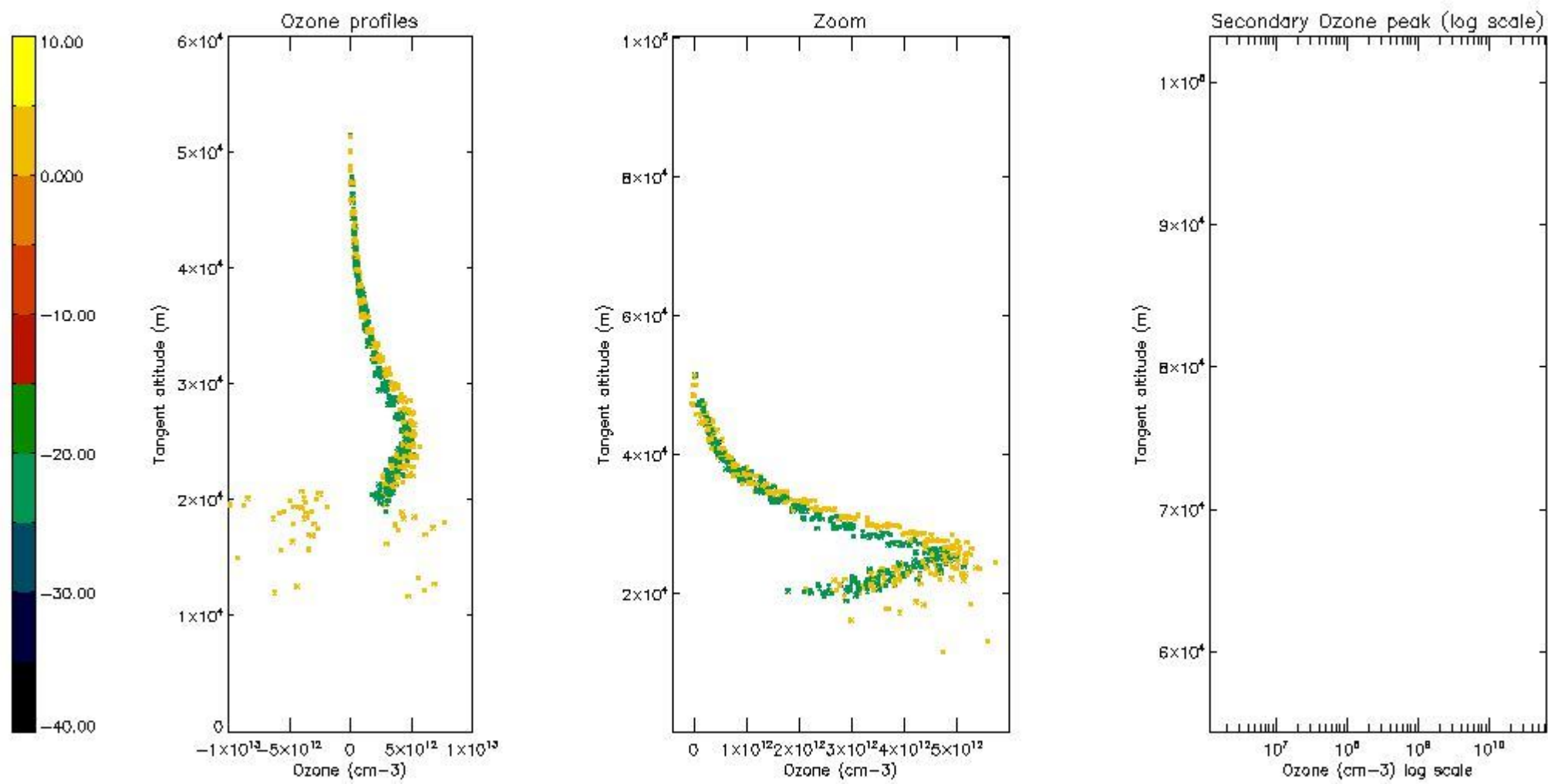
5.2 Plot ozone profiles for all STD (dark without errors)

The colorbar represents the latitude.



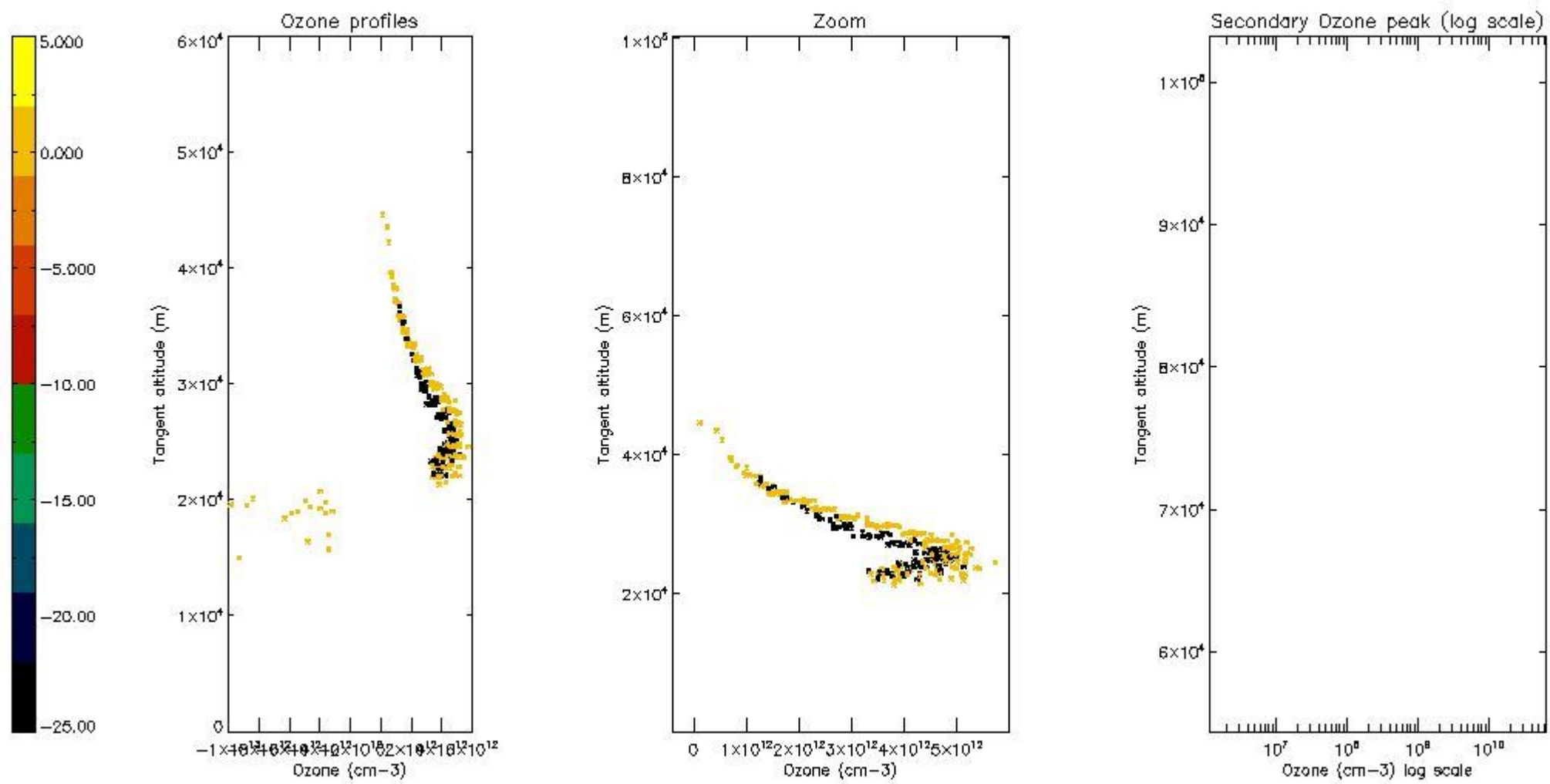
5.3 Plot ozone profiles where STD < 20% (dark without errors)

The colorbar represents the latitude.



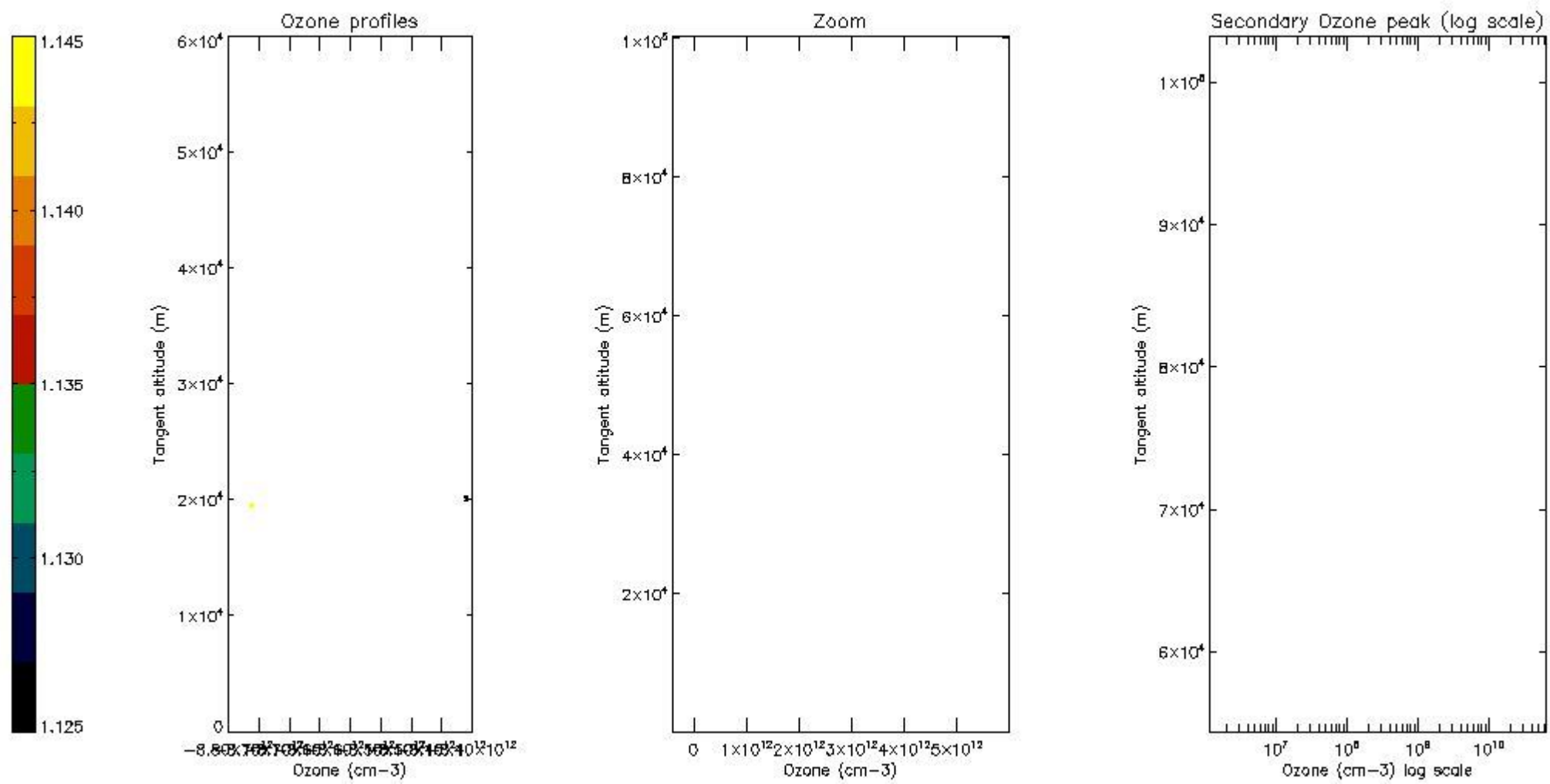
5.4 Plot ozone profiles where STD < 10% (dark without errors)

The colorbar represents the latitude.



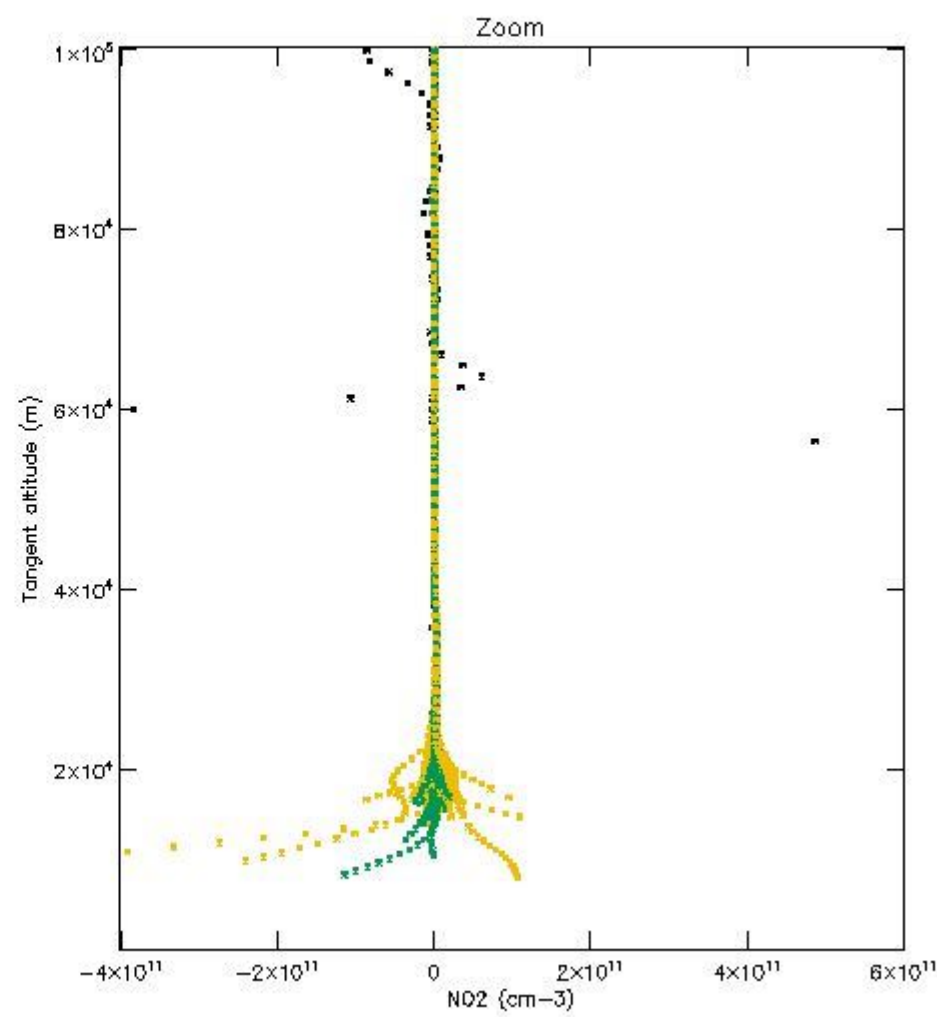
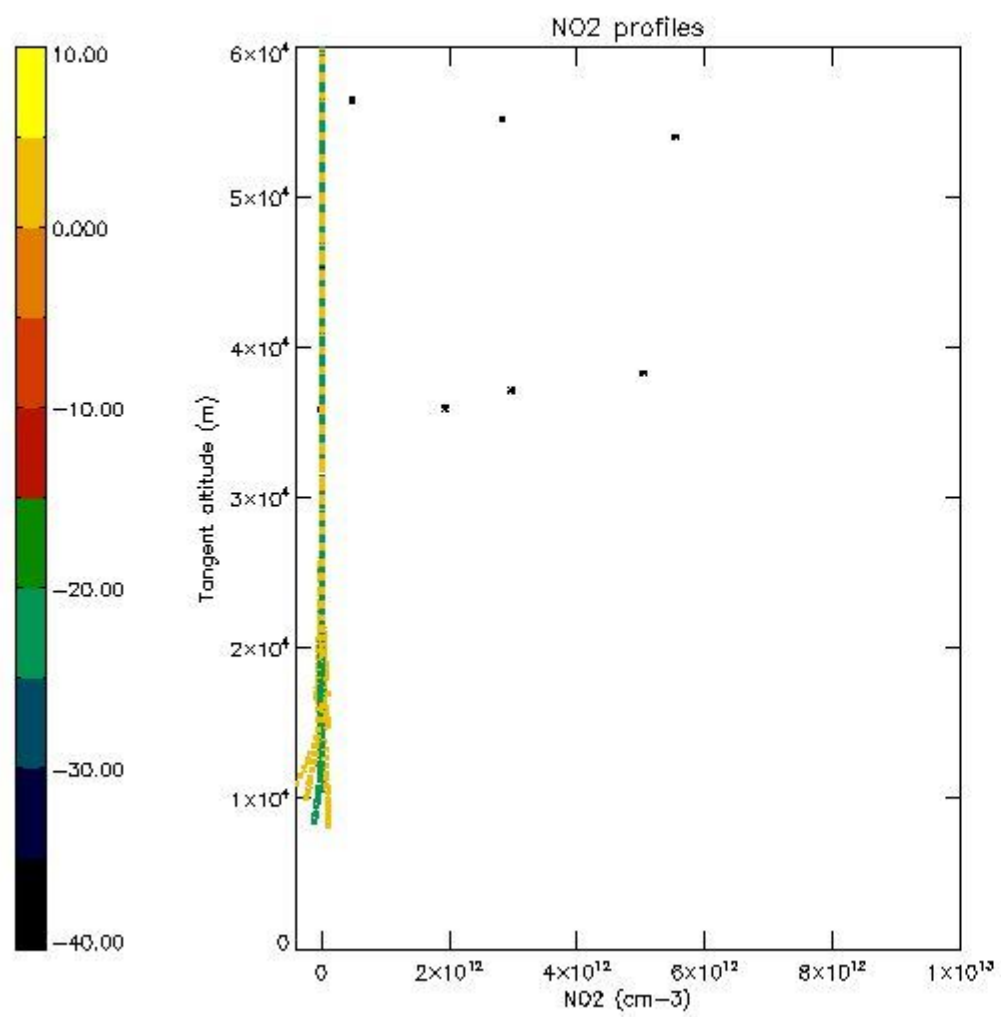
5.5 Plot ozone profiles where $STD < 5\%$ (dark without errors)

The colorbar represents the latitude.



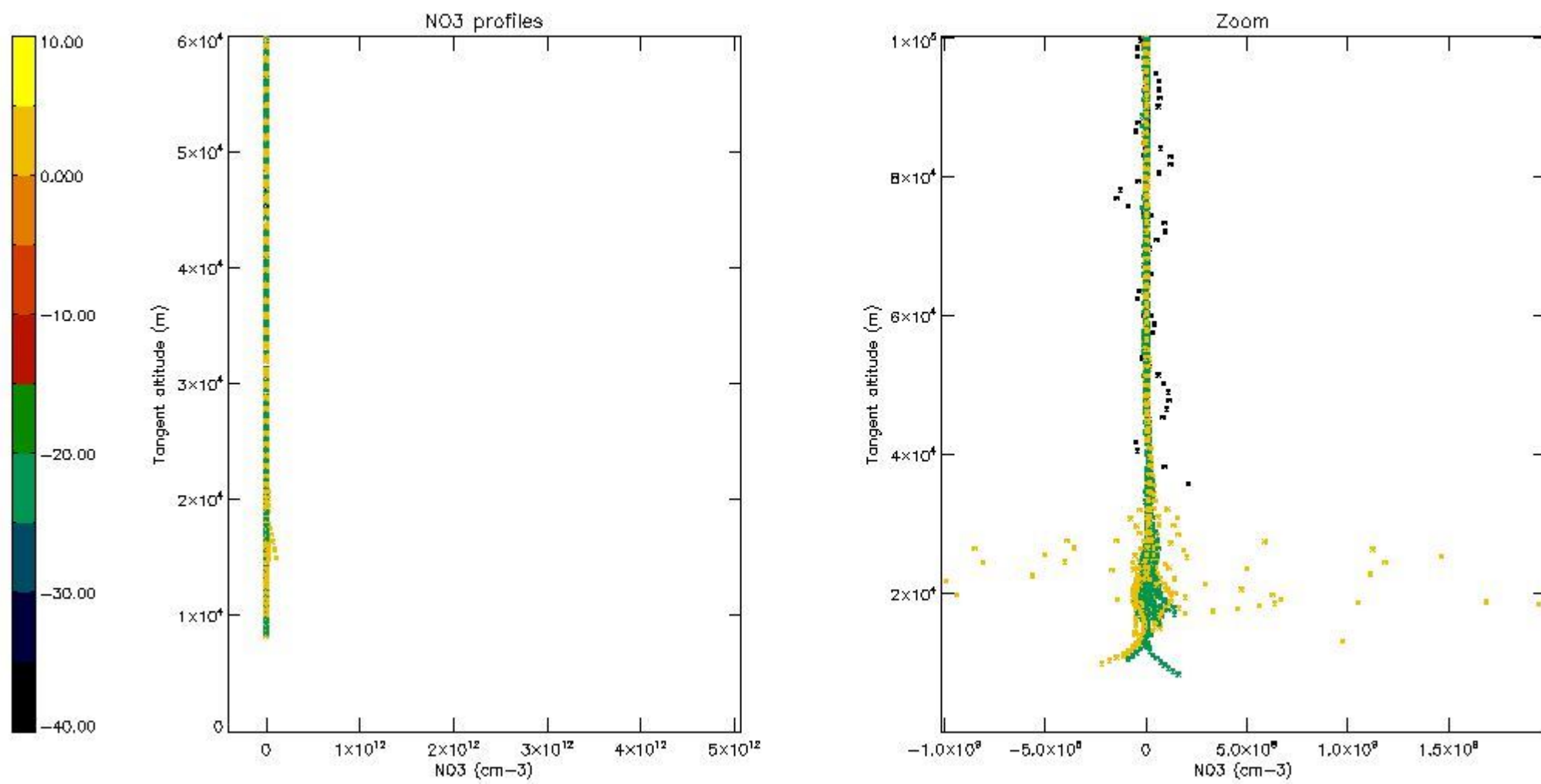
5.6 Plot NO₂ profiles for all STD (dark without errors)

The colorbar represents the latitude.



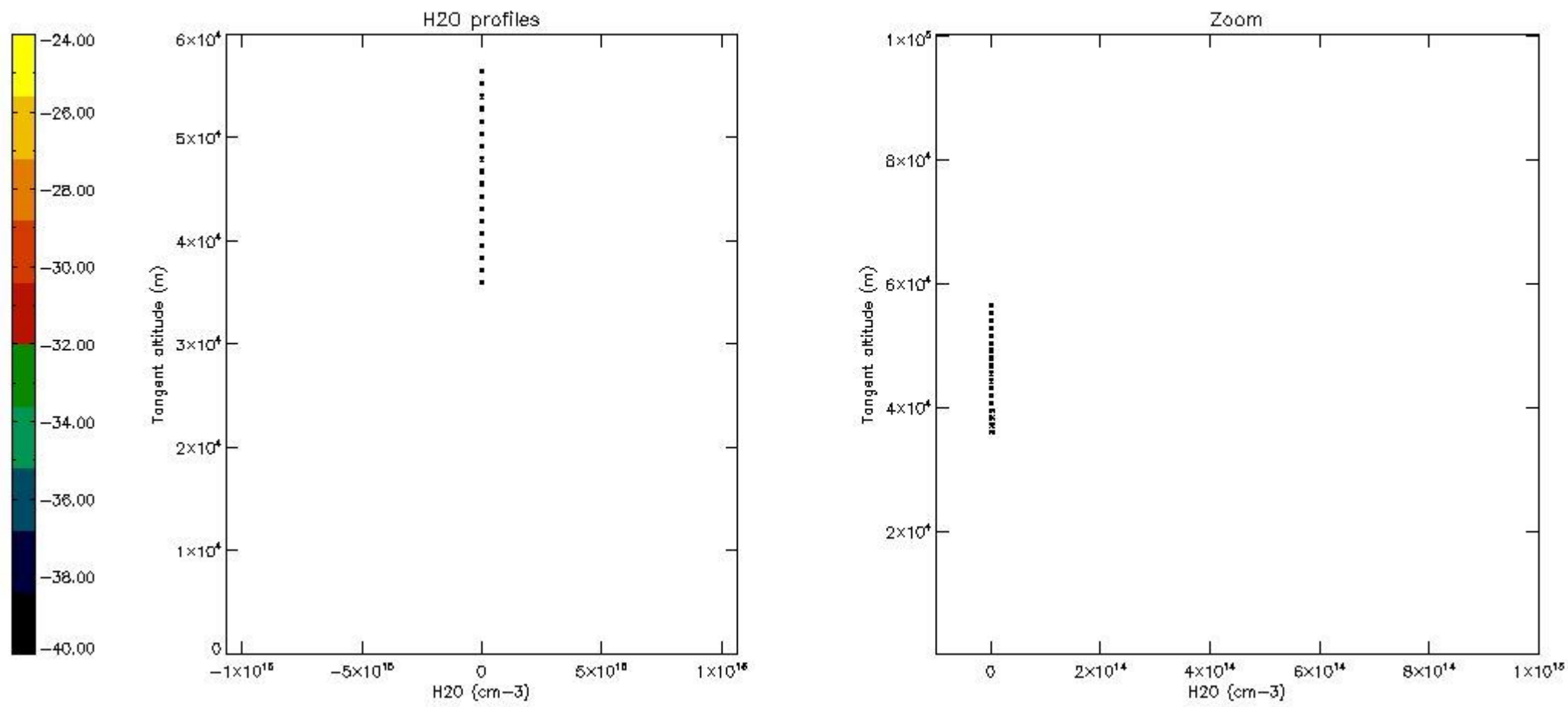
5.7 Plot NO3 profiles for all STD (dark without errors)

The colorbar represents the latitude.



5.8 Plot H₂O profiles for all STD (only for occultations of stars 1,2,3,4,13,14,16,26,63 dark without errors)

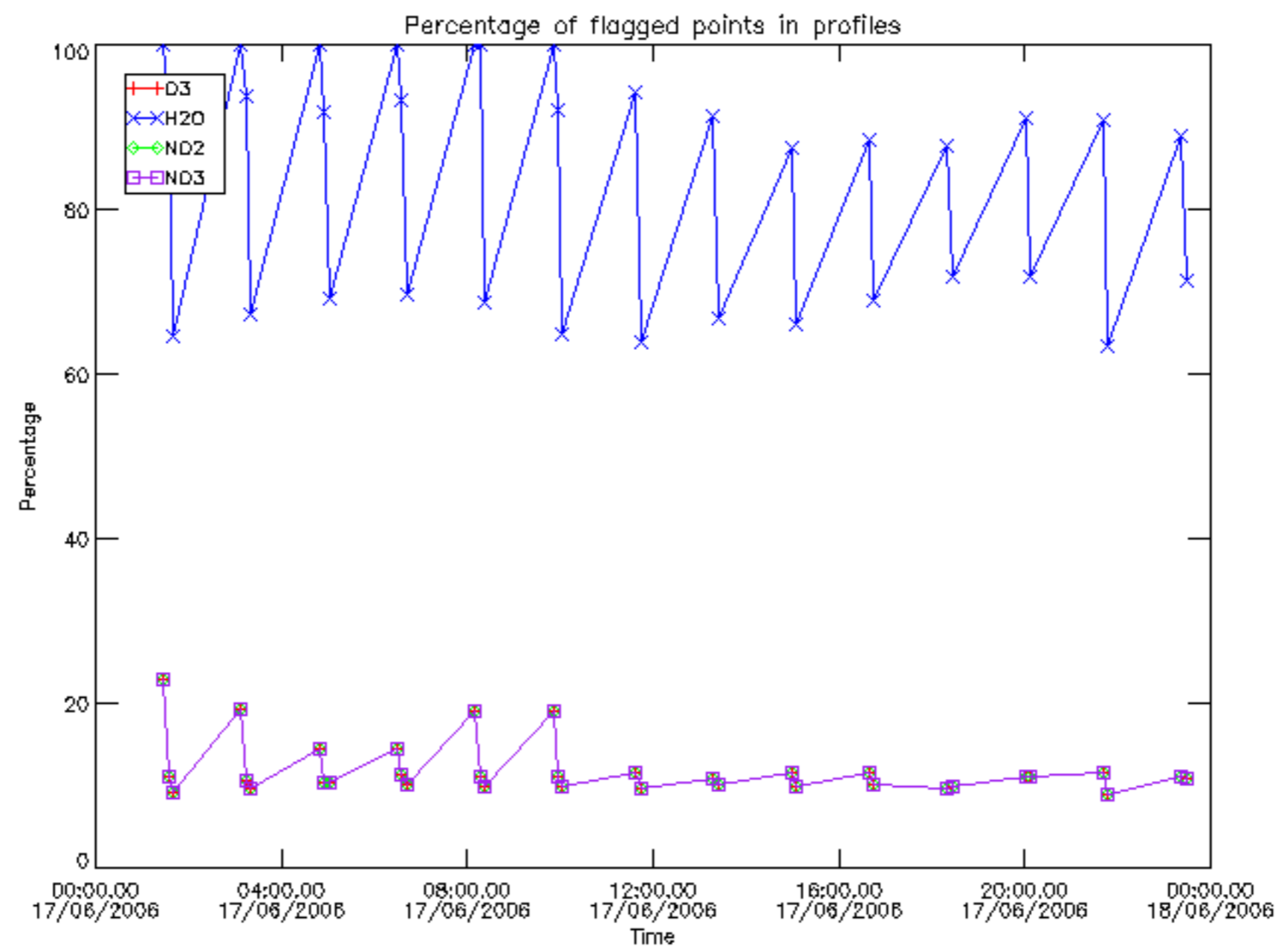
The colorbar represents the latitude.



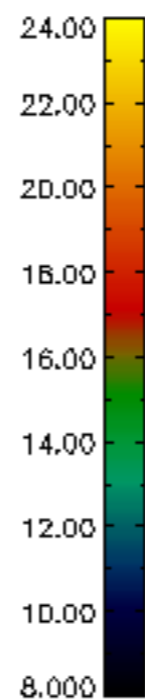
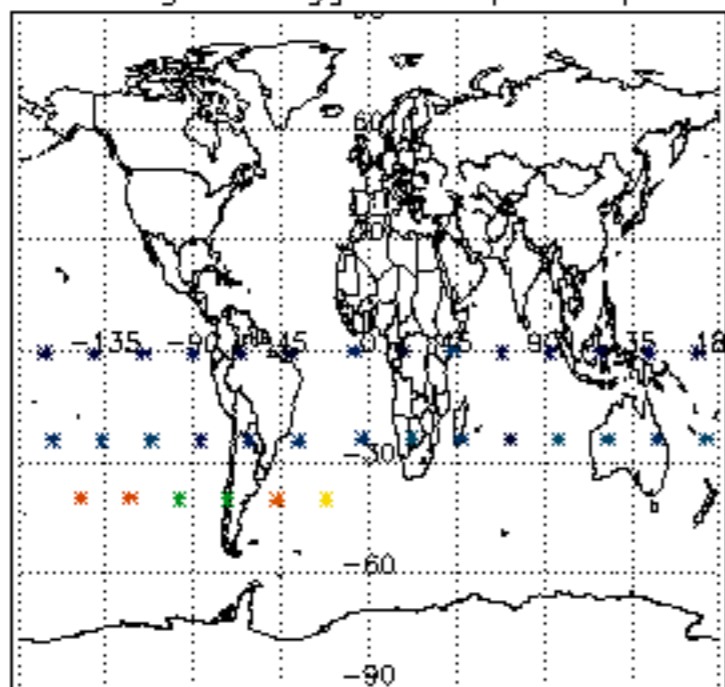
6. Auxiliary Data Files used for the production reported in section 2

The number reported in the third column indicates since which file (see list in section 2) the corresponding auxiliary file has been used. The fourth column is the date of those product files.

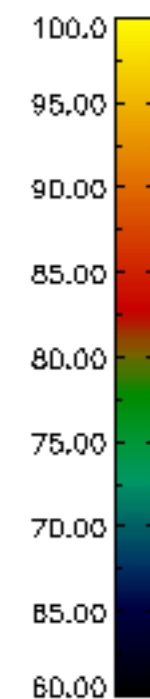
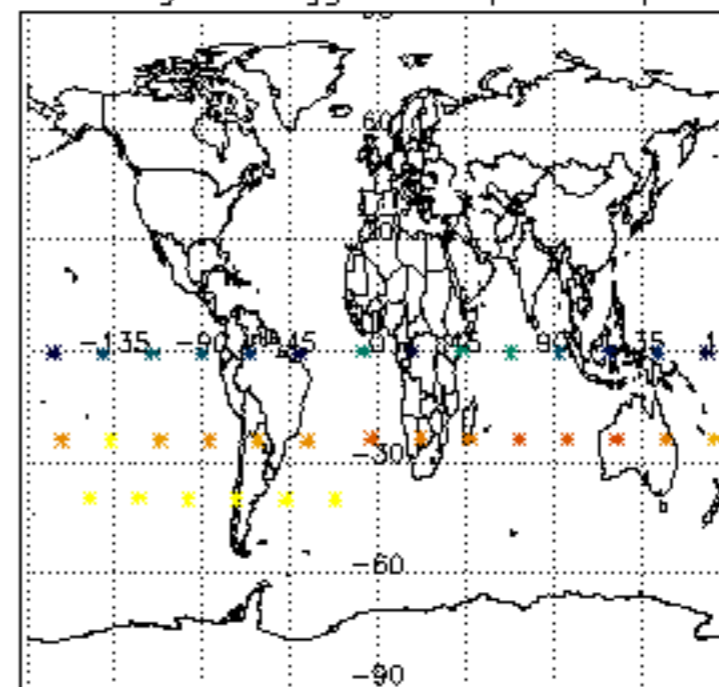
Type	Auxiliary Filename	Used since product	Used since product date
INST_PHYS_CHARACTERISTICS	GOM_INS_AXVIEC20091111_143220_20030716_120000_20500101_000000	1	17-JUN-2006 00:01:26
LEVEL-2_PROC_CONFIG	GOM_PR2_AXVIEC20091111_152718_20020301_000000_20500101_000000	1	17-JUN-2006 00:01:26
CROSS_SECTIONS_FILE	GOM_CRS_AXVIEC20091111_154832_20020301_000000_20500101_000000	1	17-JUN-2006 00:01:26



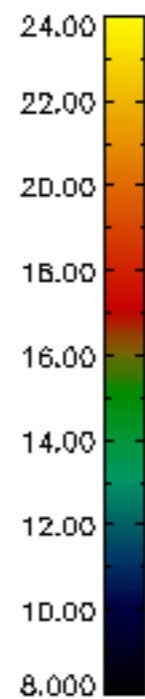
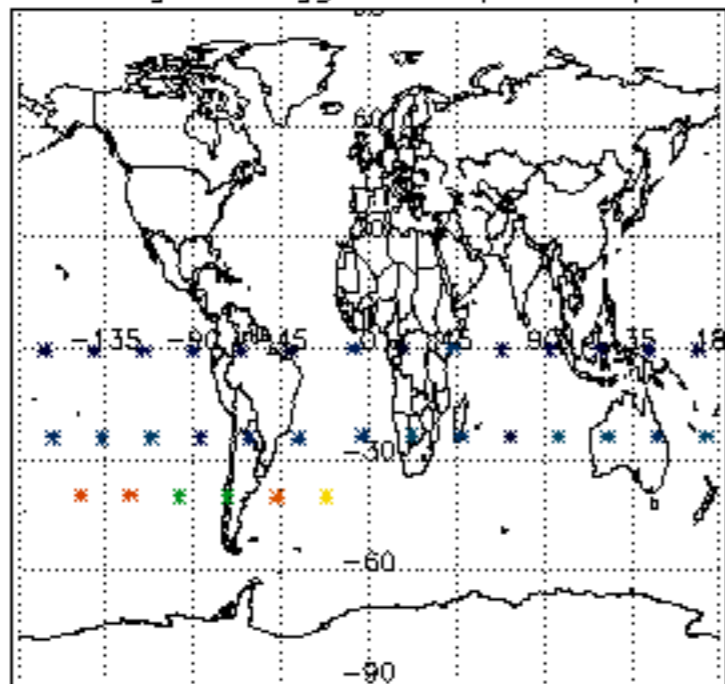
Percentage of flagged data per D3 profile



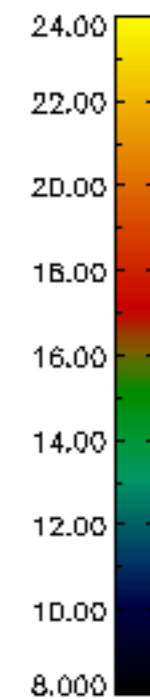
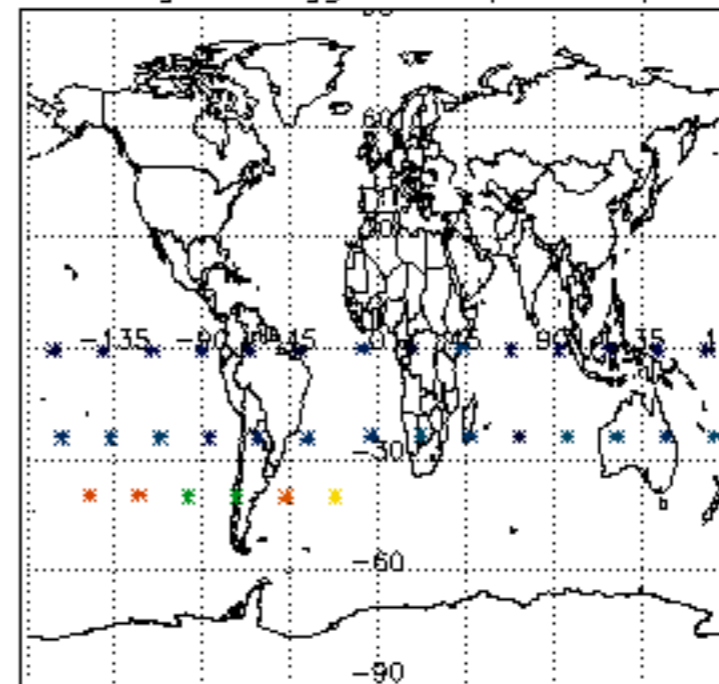
Percentage of flagged data per H2O profile

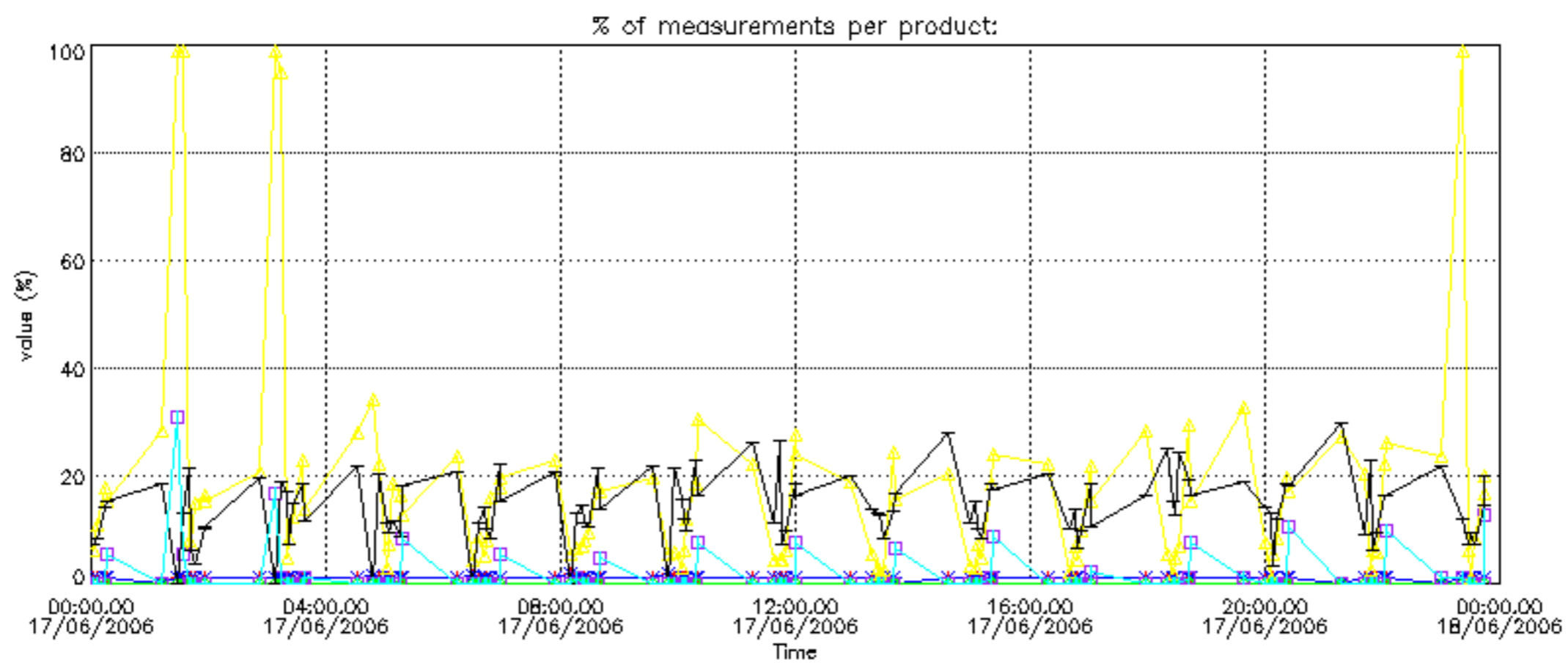
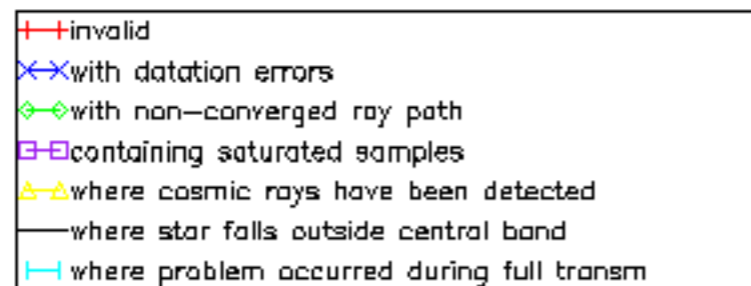


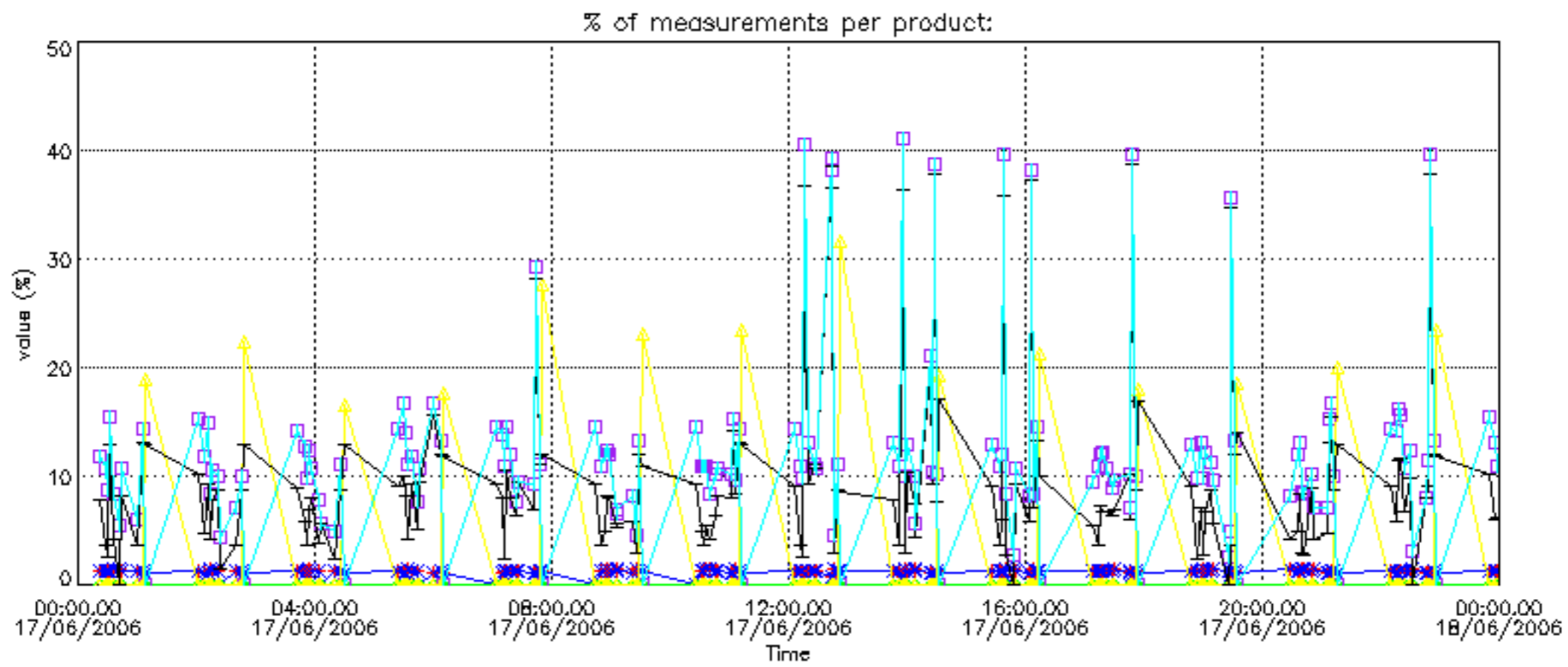
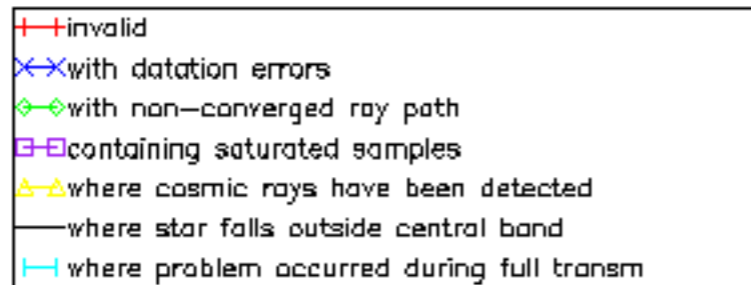
Percentage of flagged data per NO2 profile



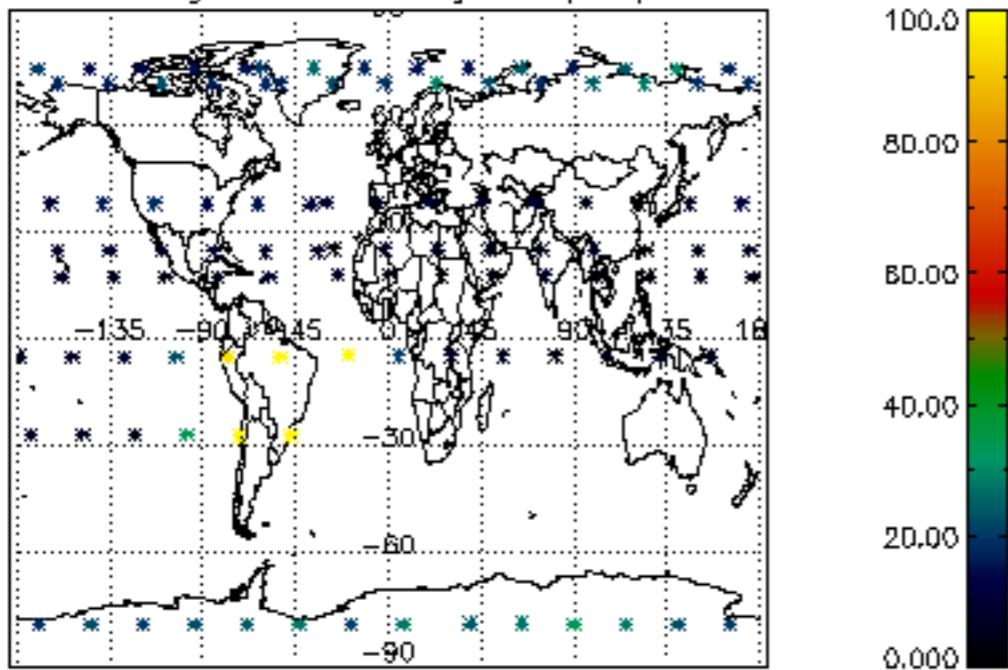
Percentage of flagged data per NO3 profile



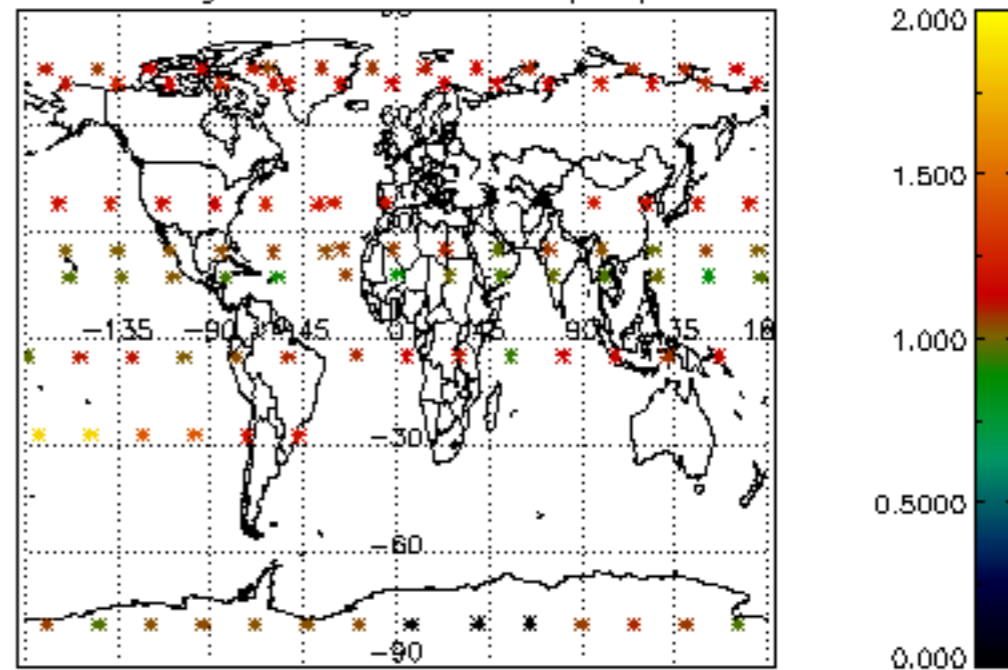




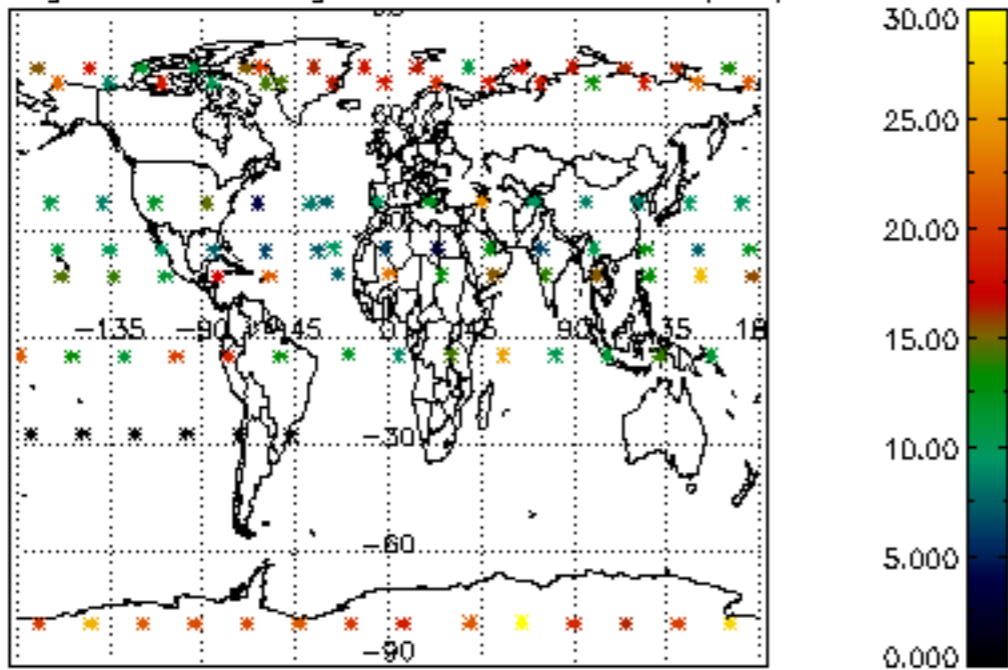
Percentage of cosmic ray hits per profile



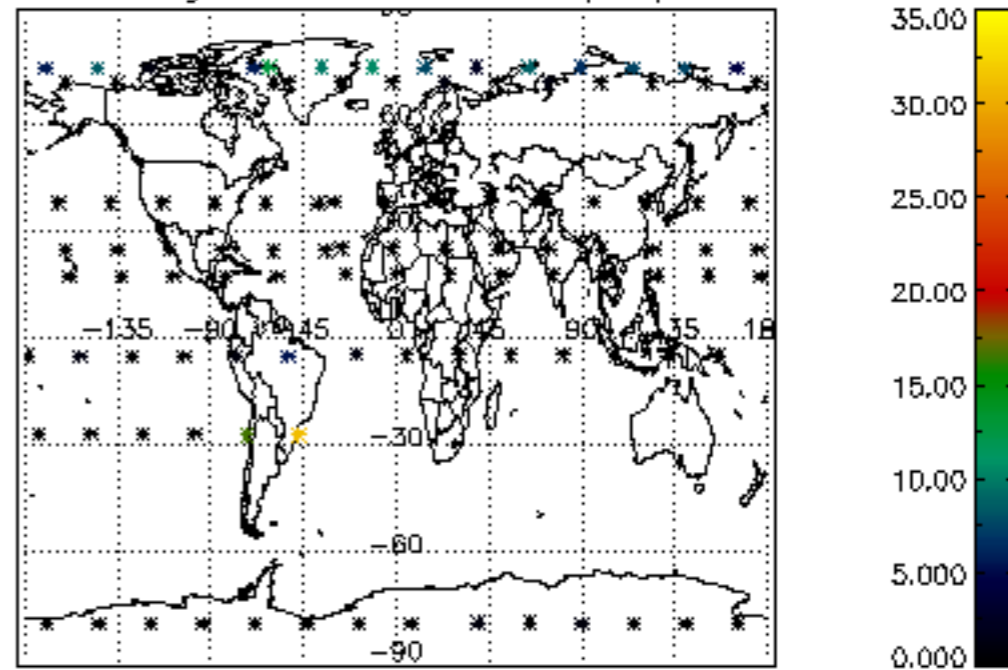
Percentage of datation errors per profile



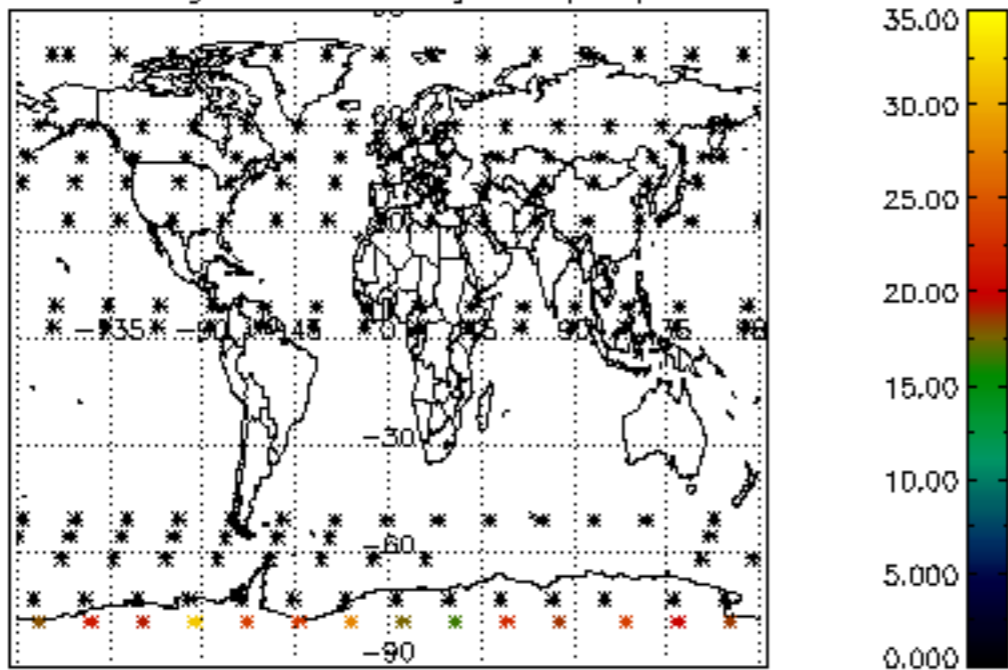
Percentage of star falling outside central band per profile



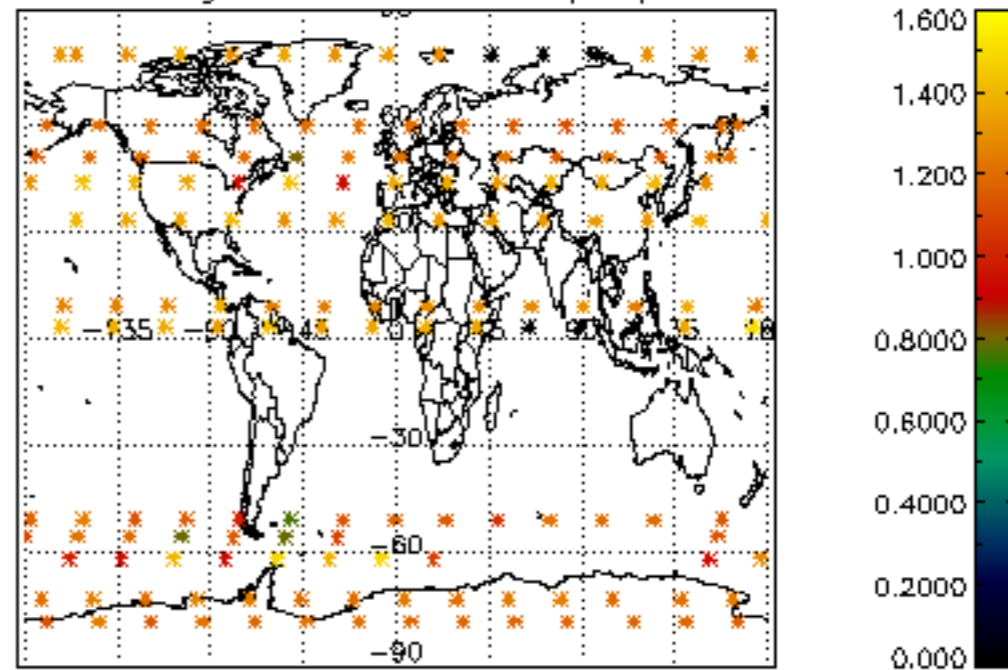
Percentage of saturation errors per profile



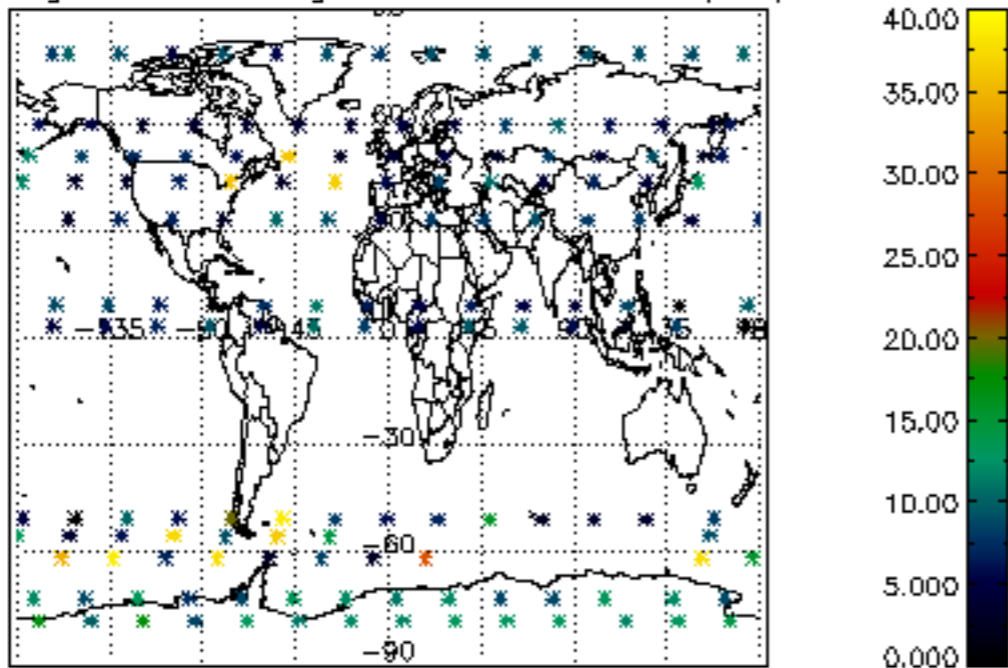
Percentage of cosmic ray hits per profile



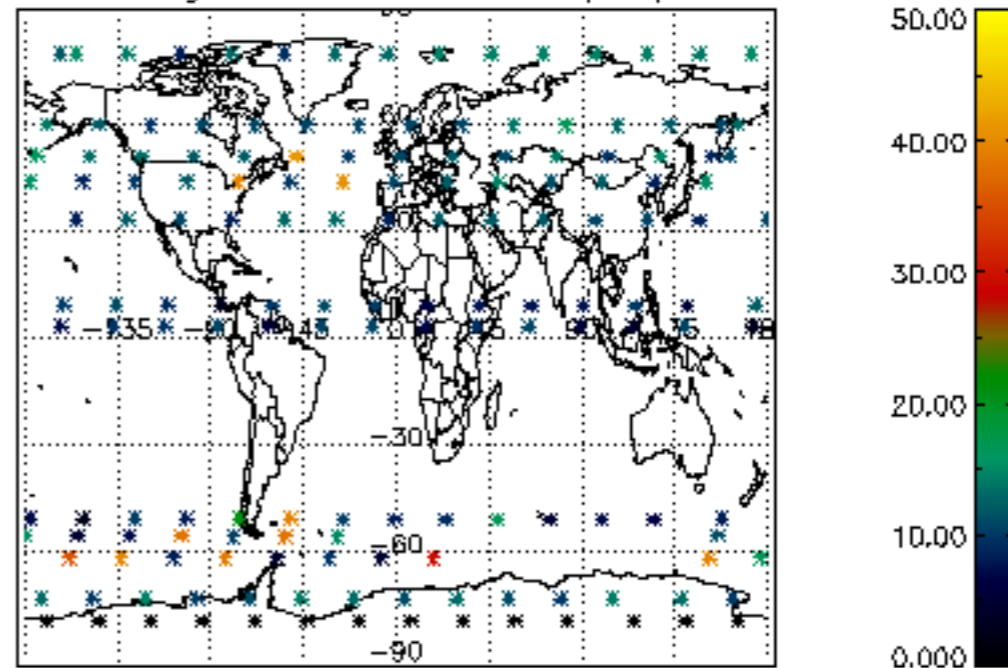
Percentage of datation errors per profile

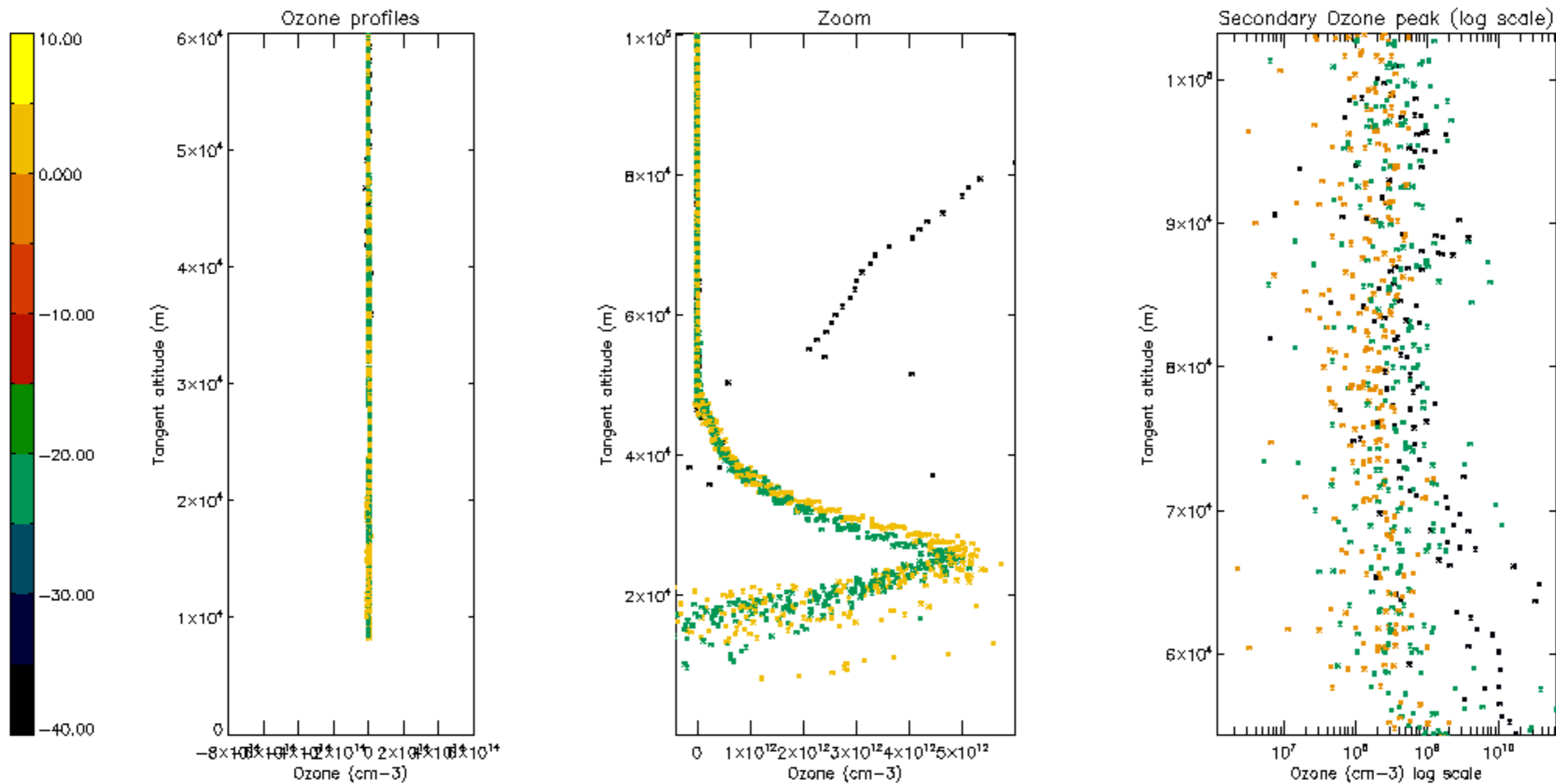


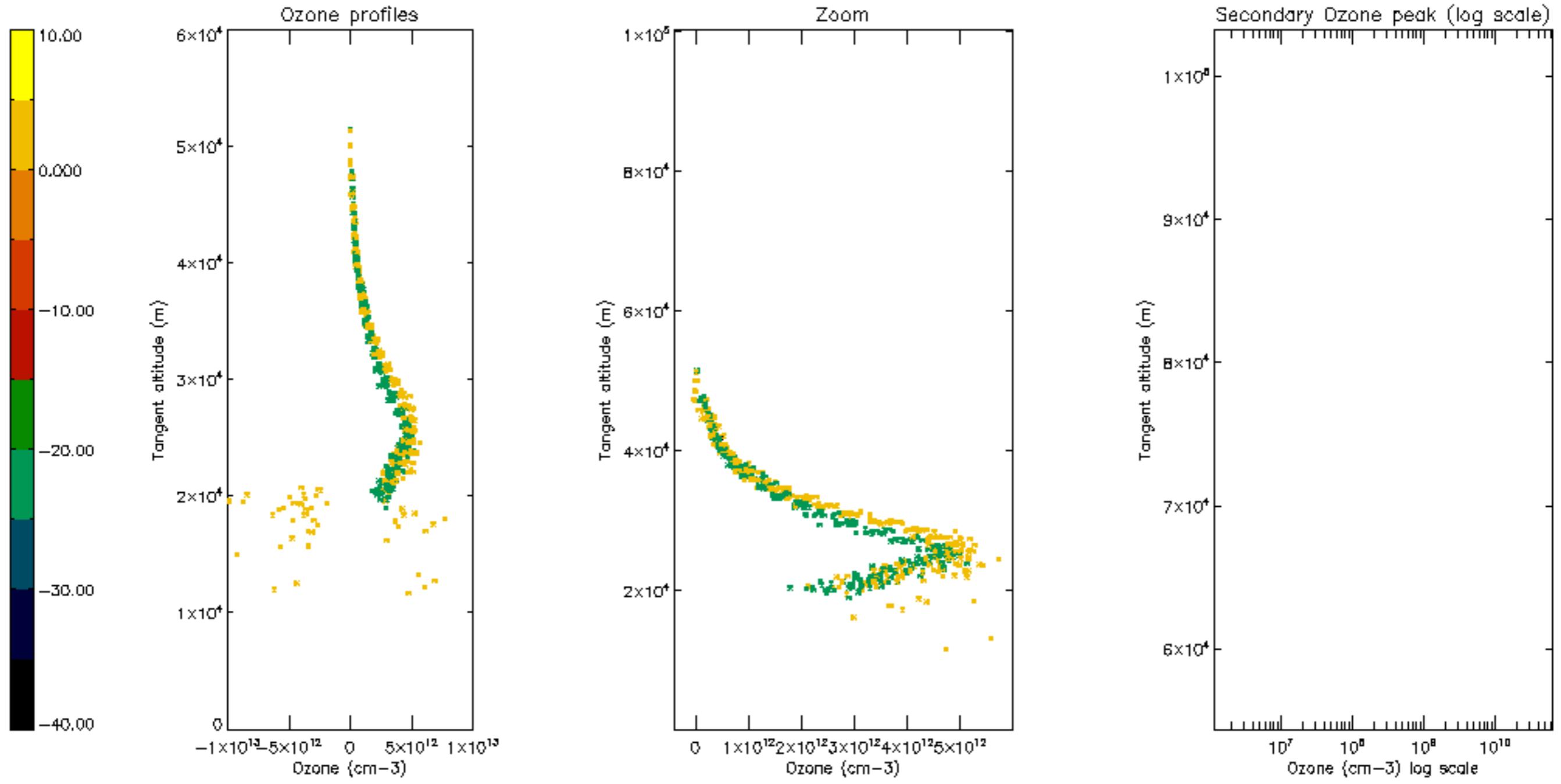
Percentage of star falling outside central band per profile

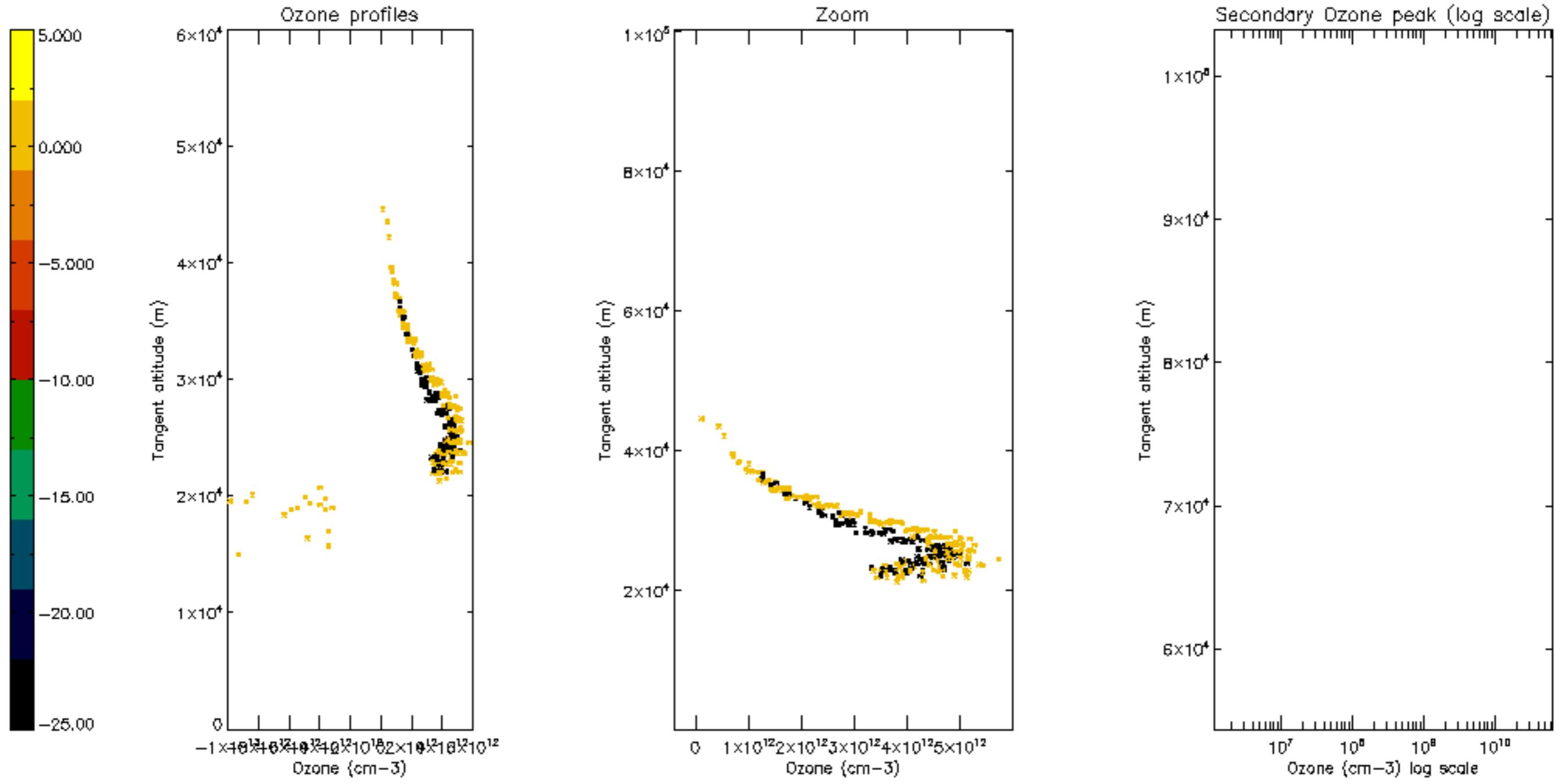



Percentage of saturation errors per profile

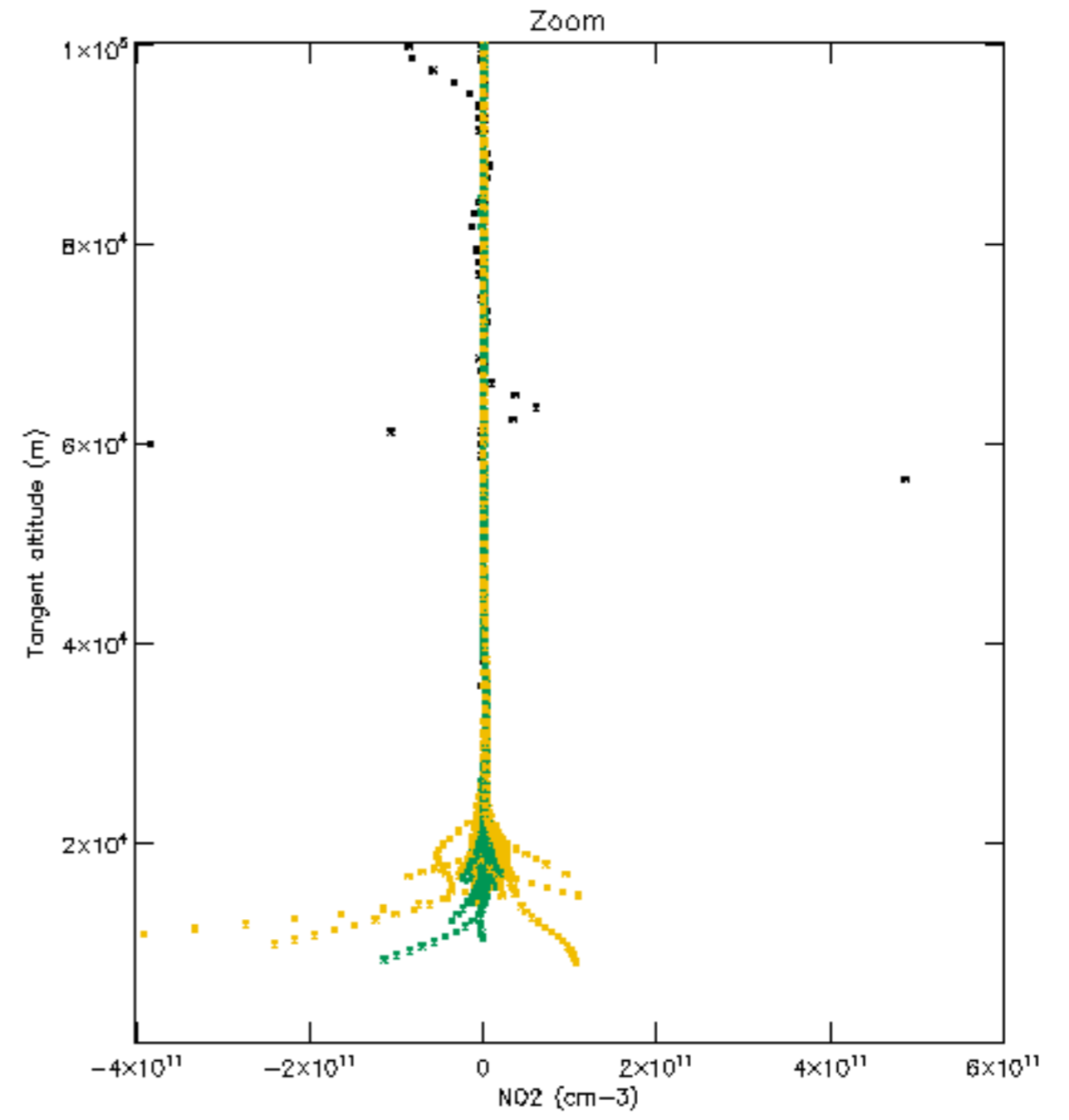
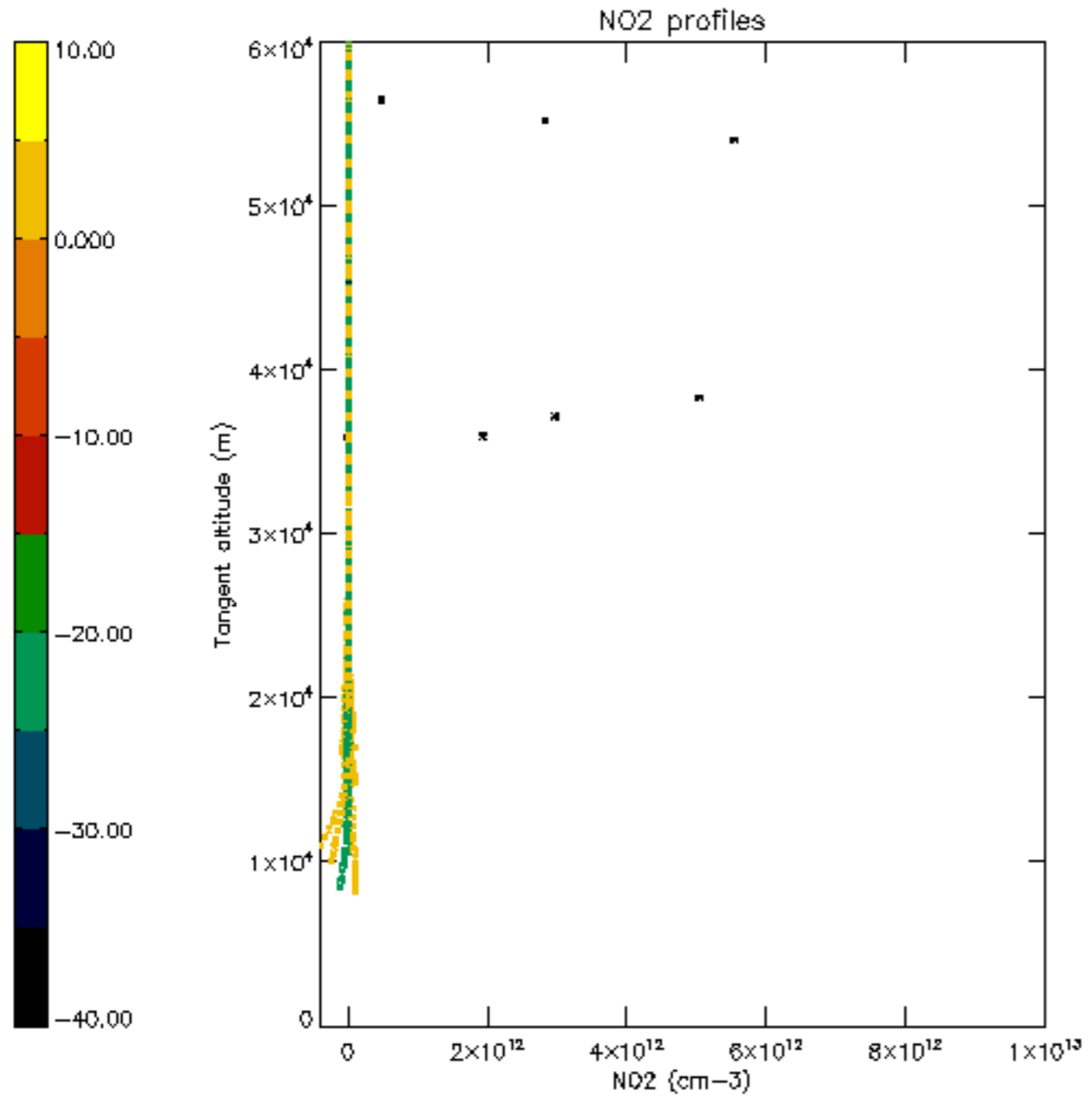


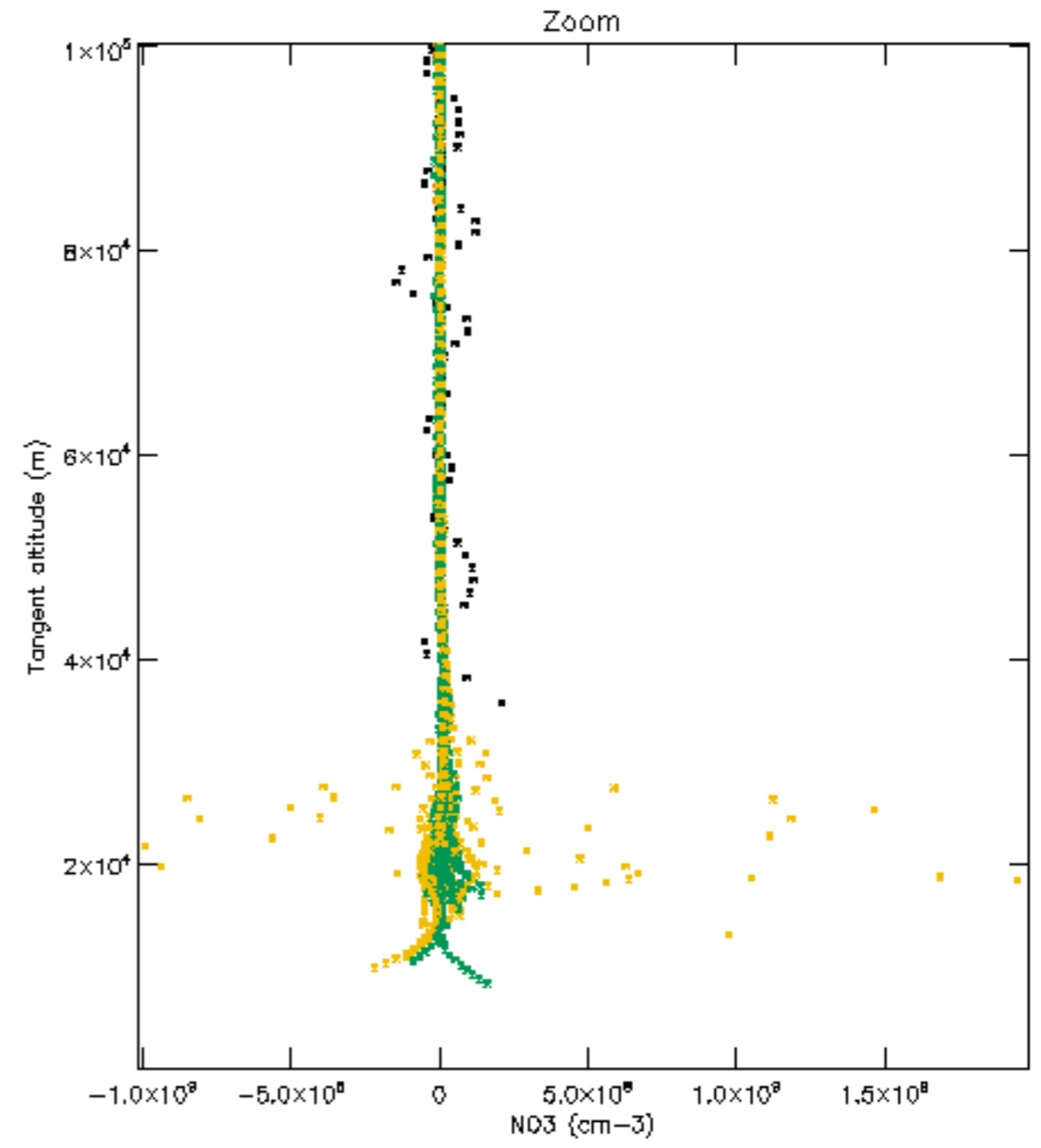
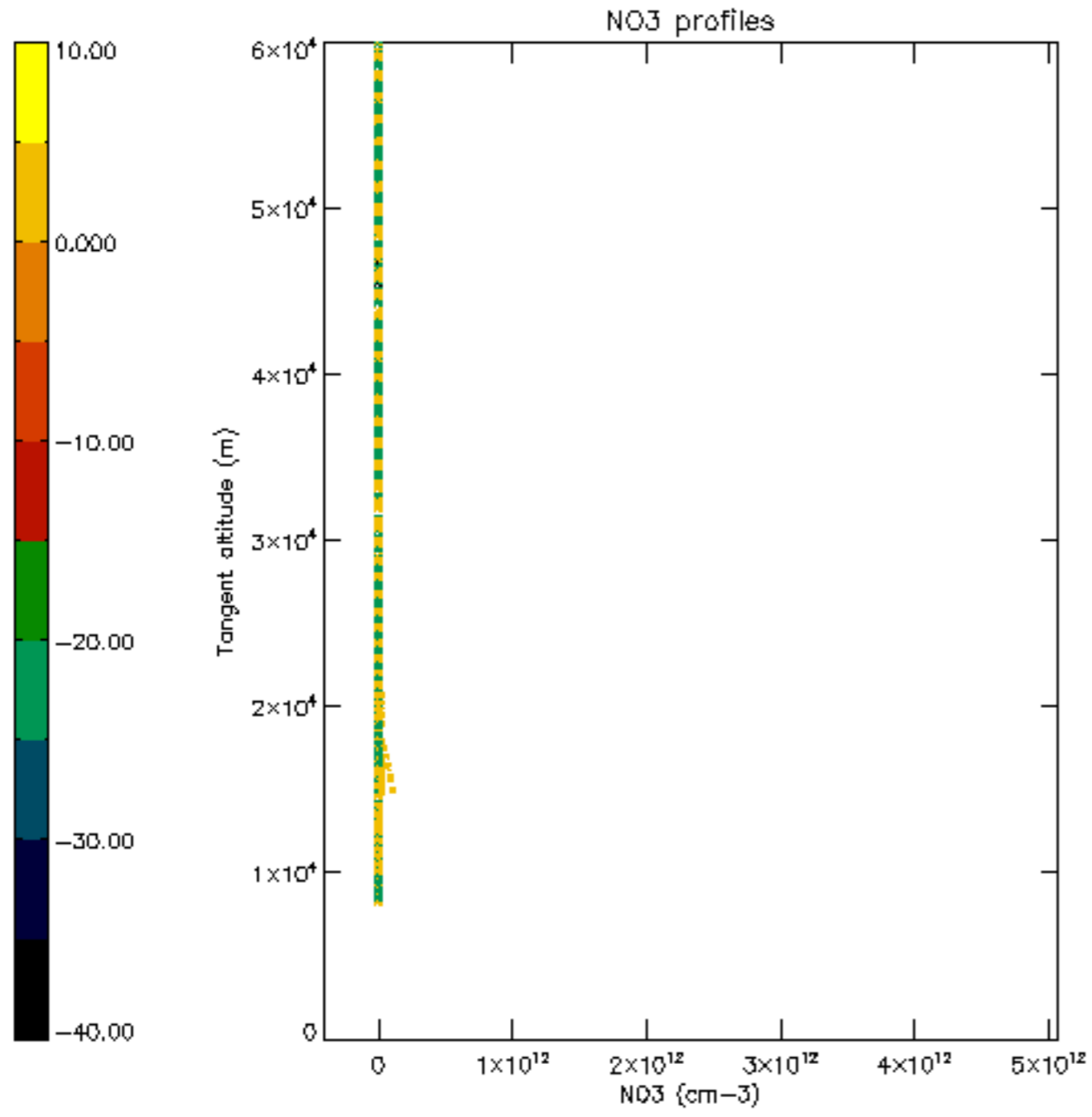


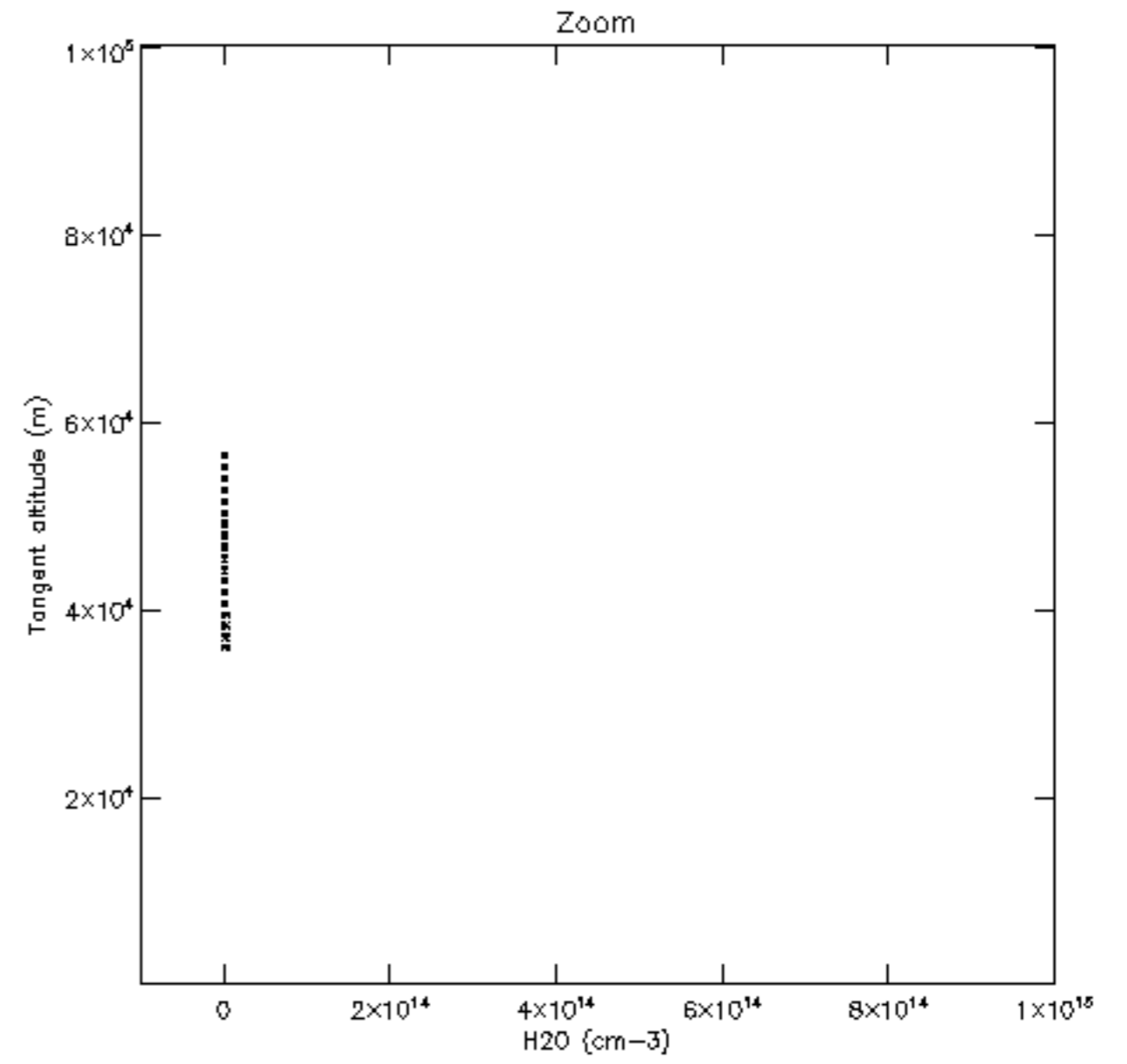
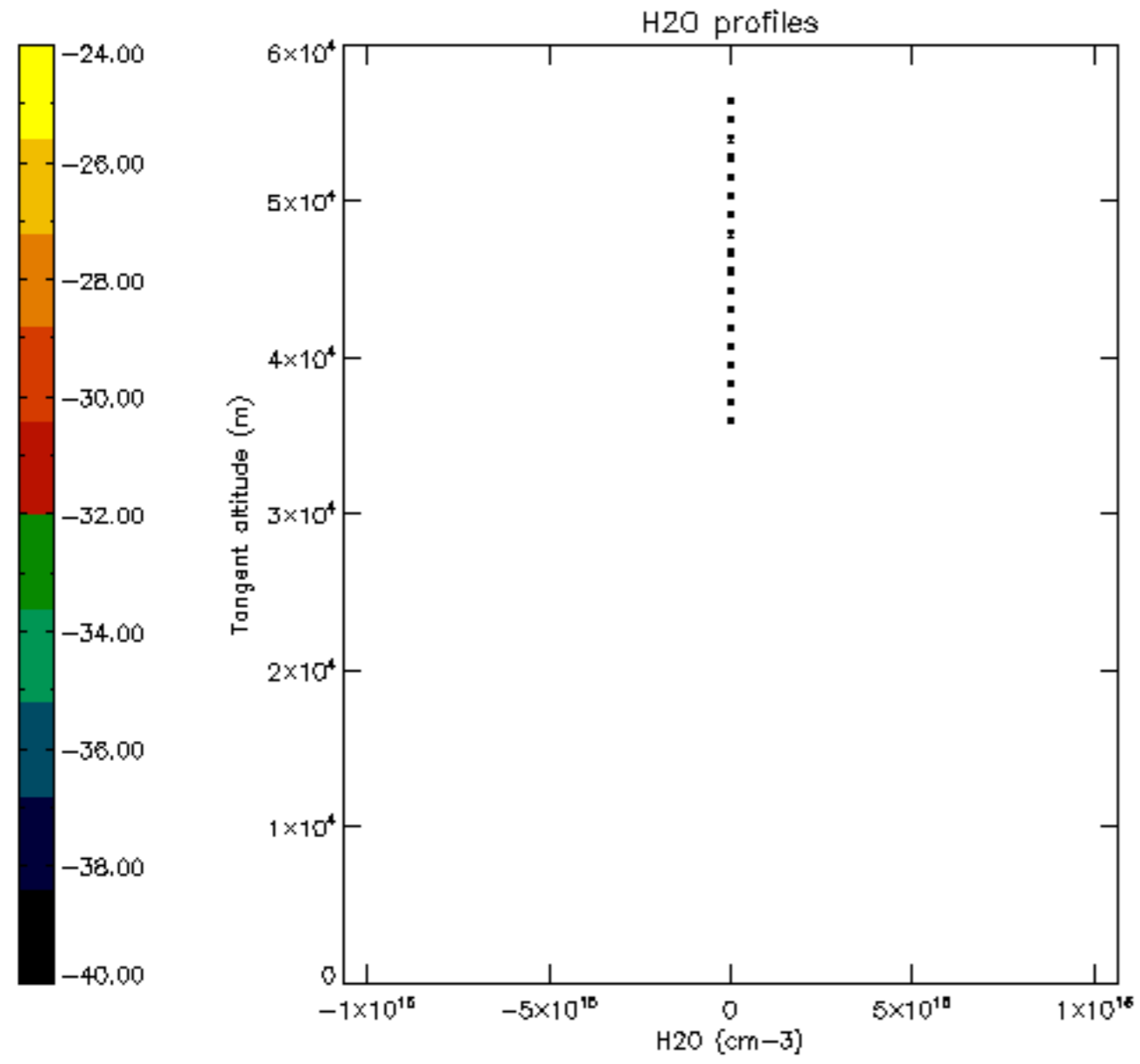


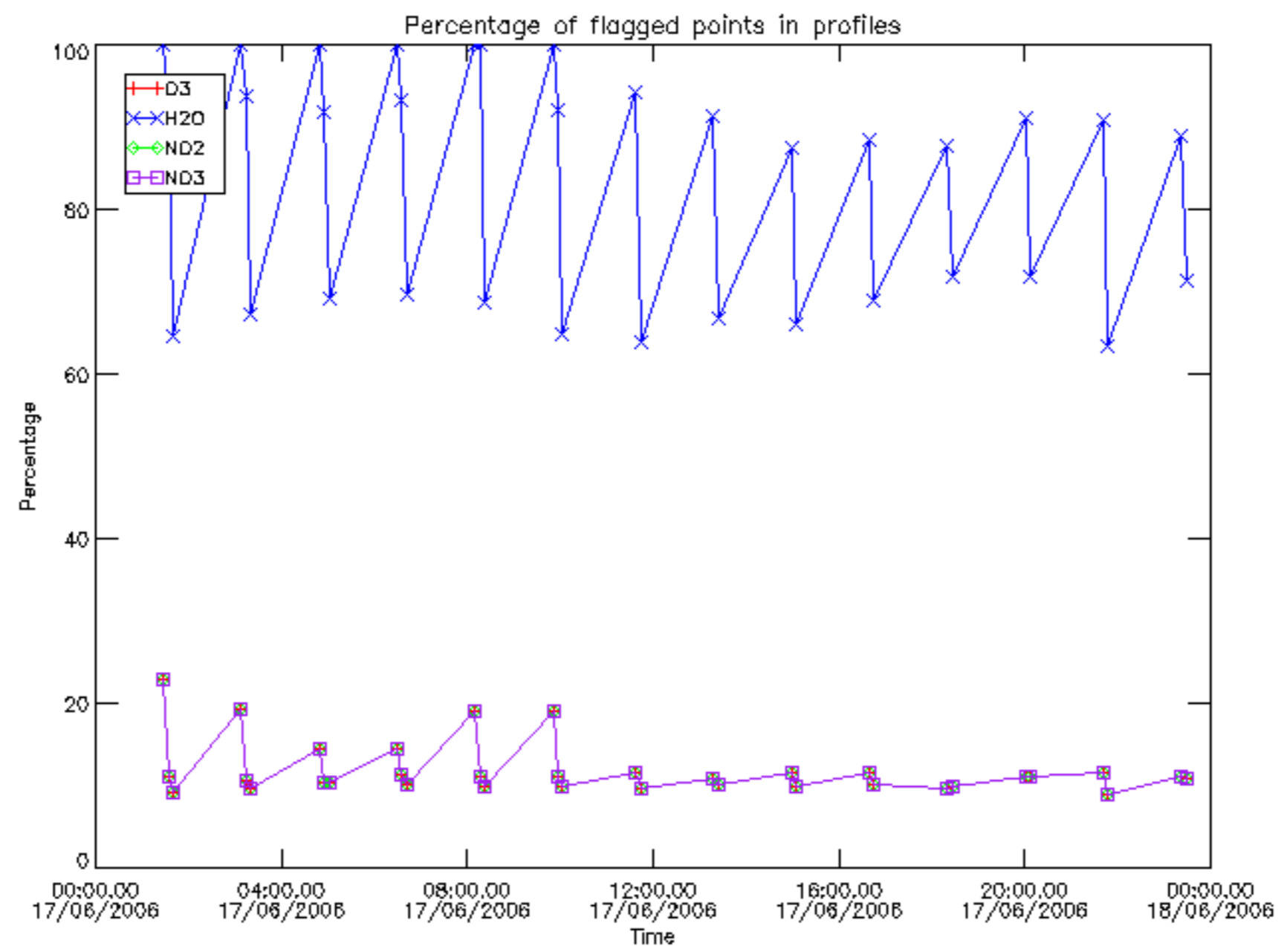




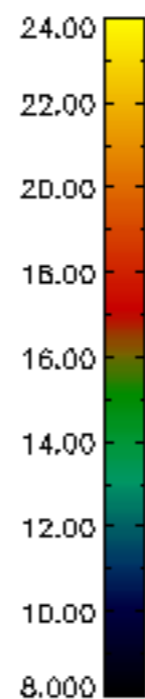
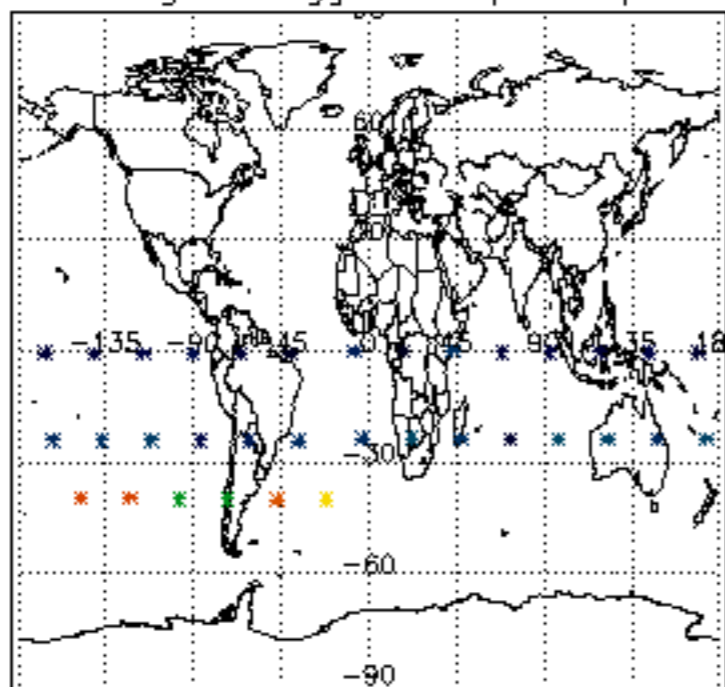




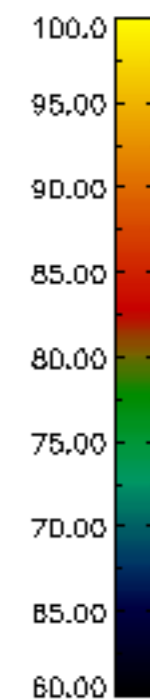
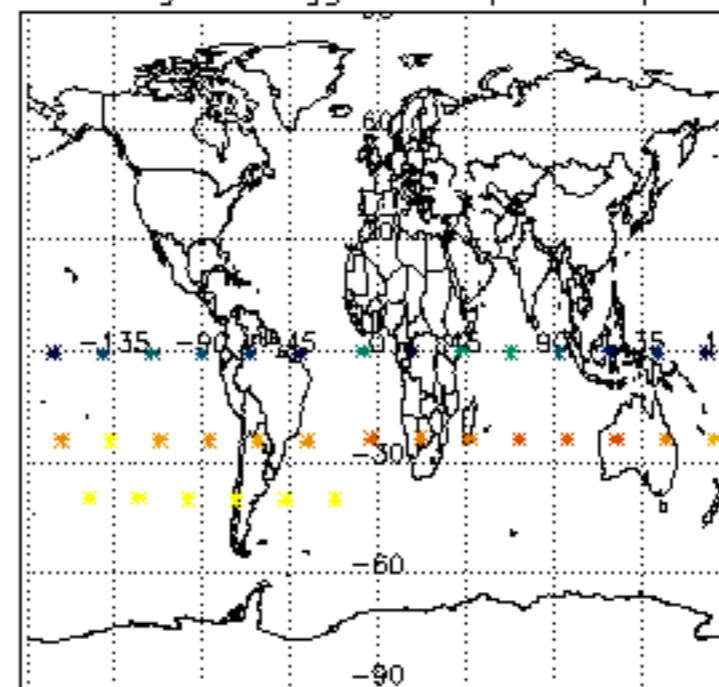




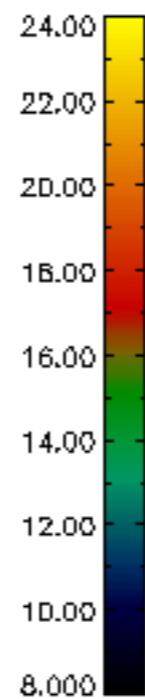
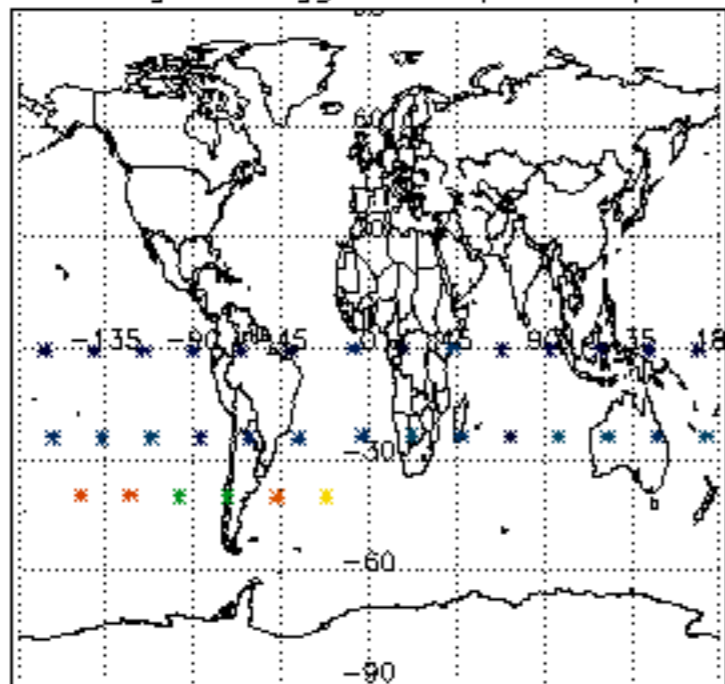
Percentage of flagged data per D3 profile



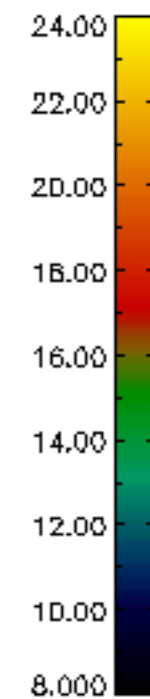
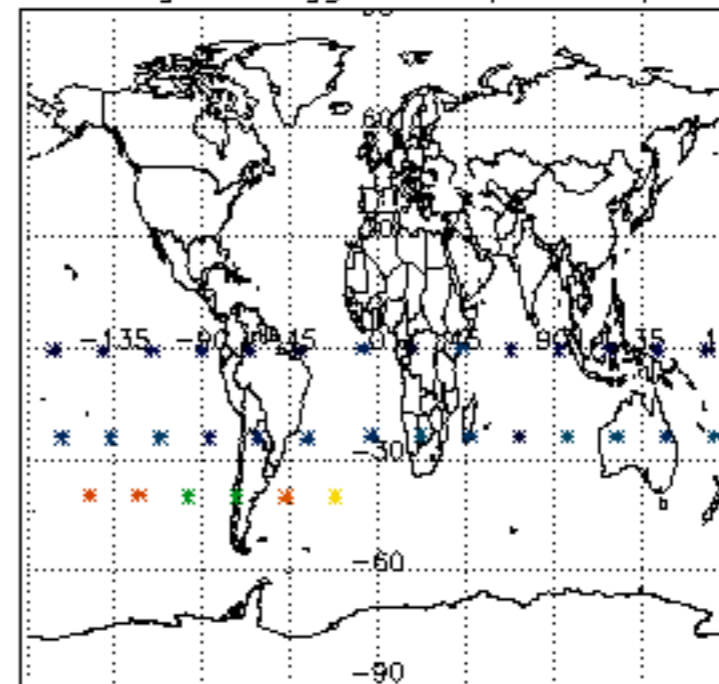
Percentage of flagged data per H2O profile

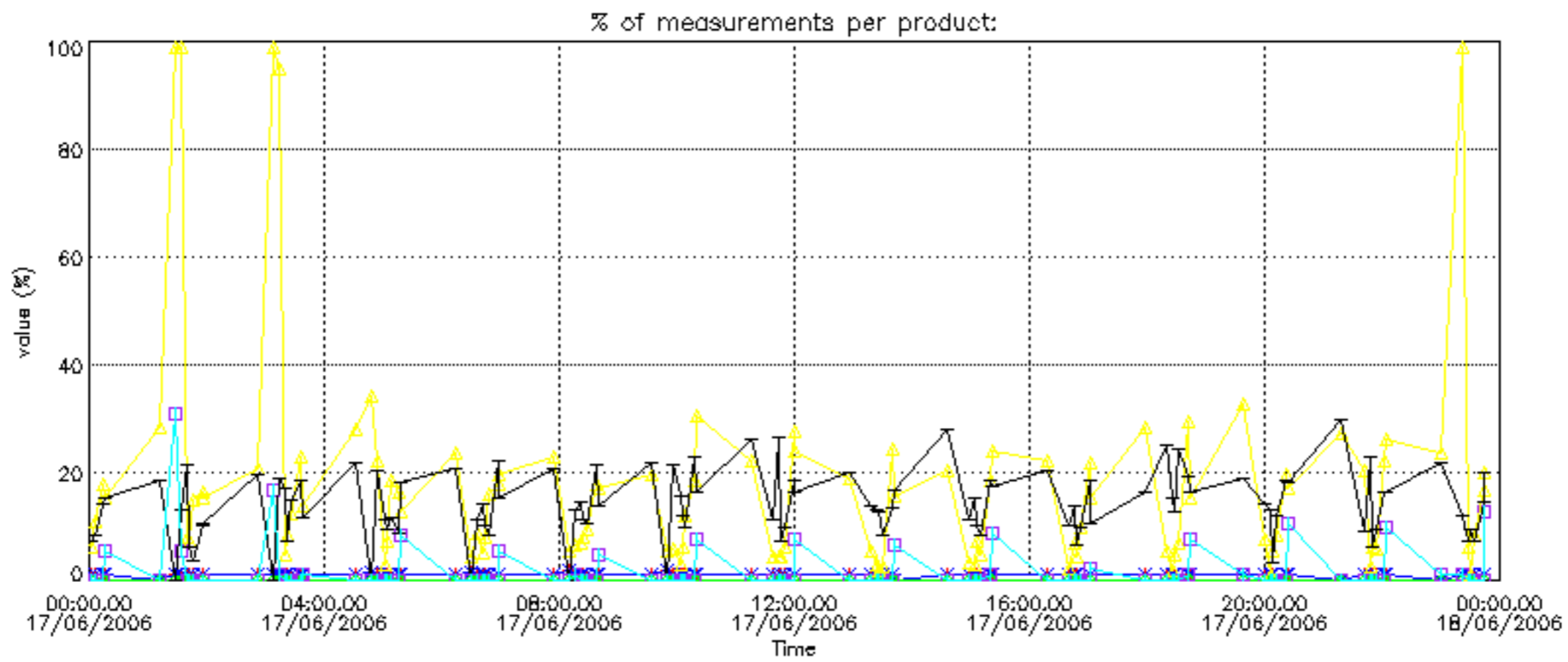
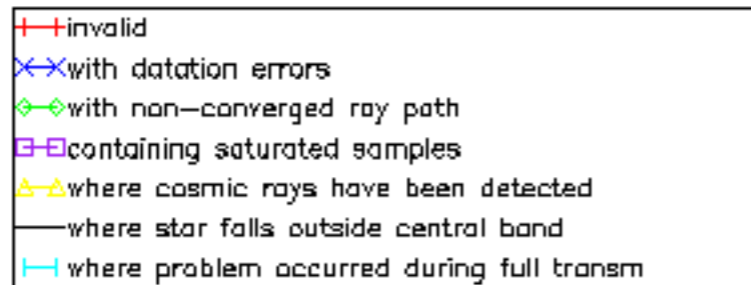


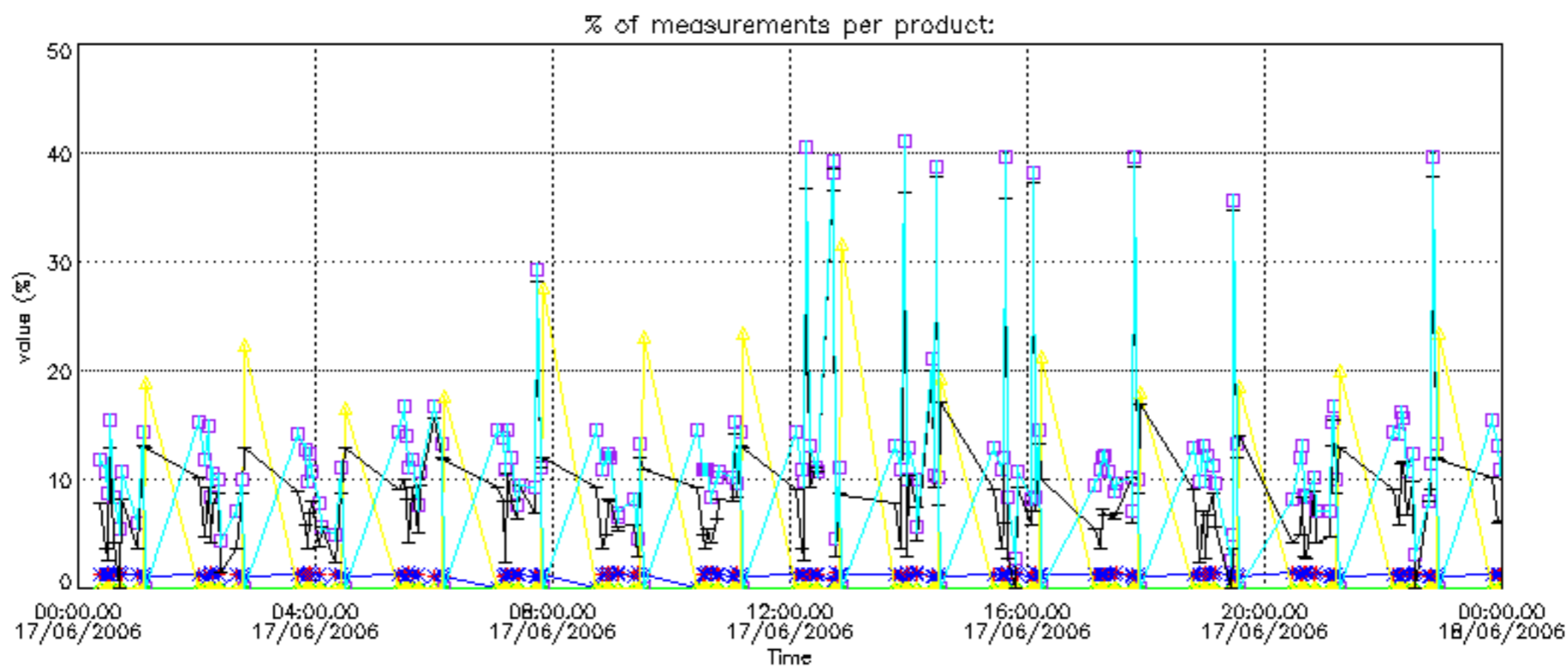
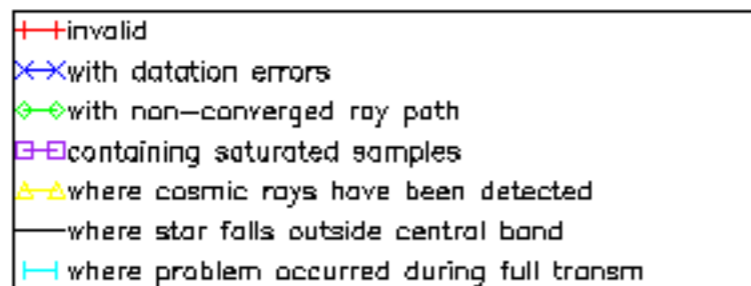
Percentage of flagged data per NO2 profile



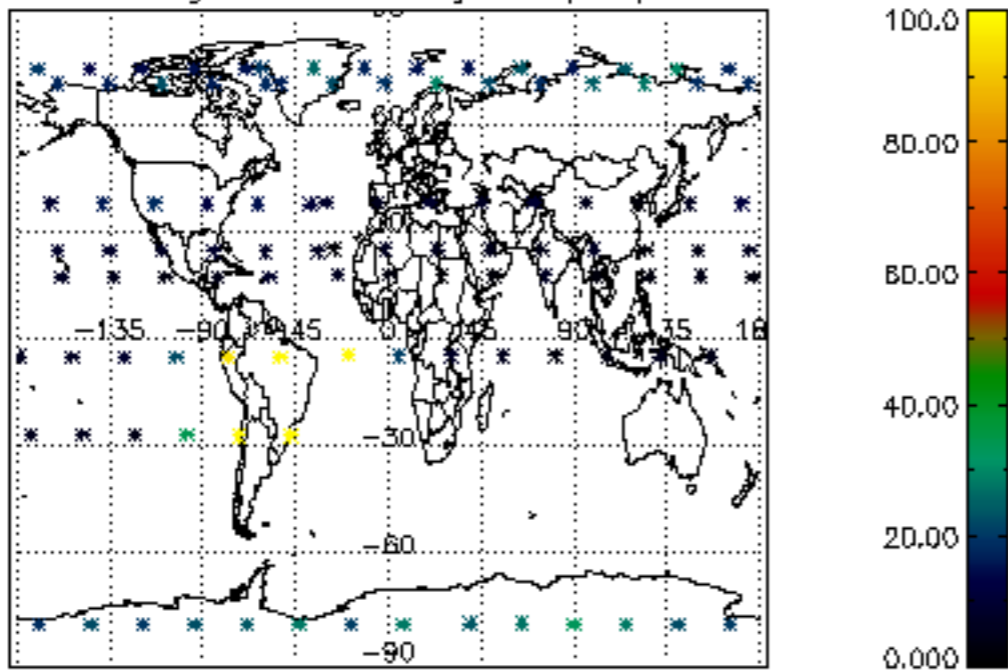
Percentage of flagged data per NO3 profile



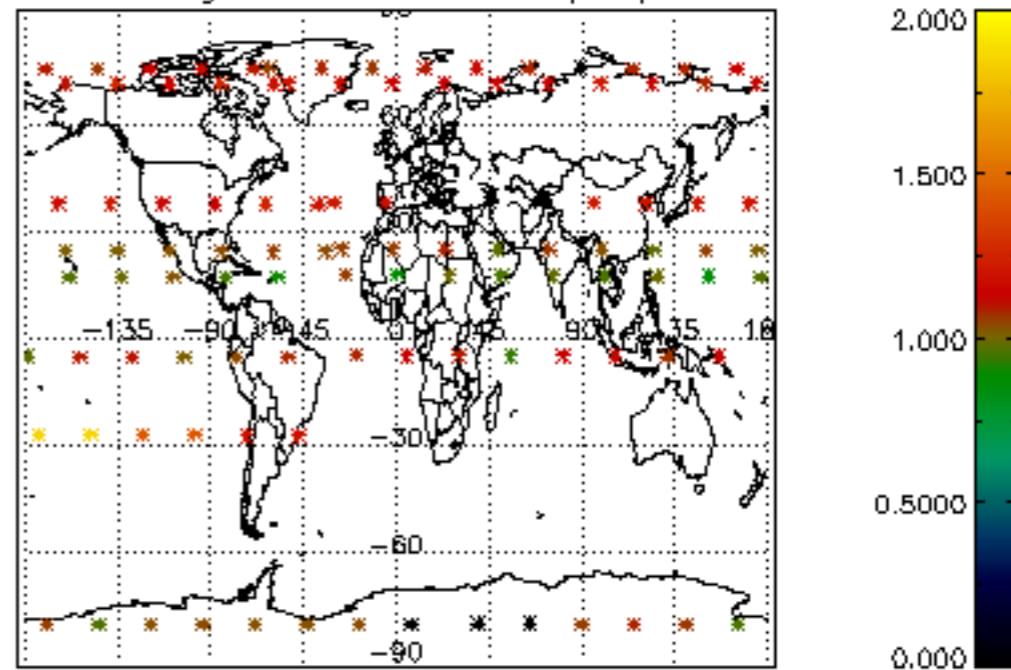




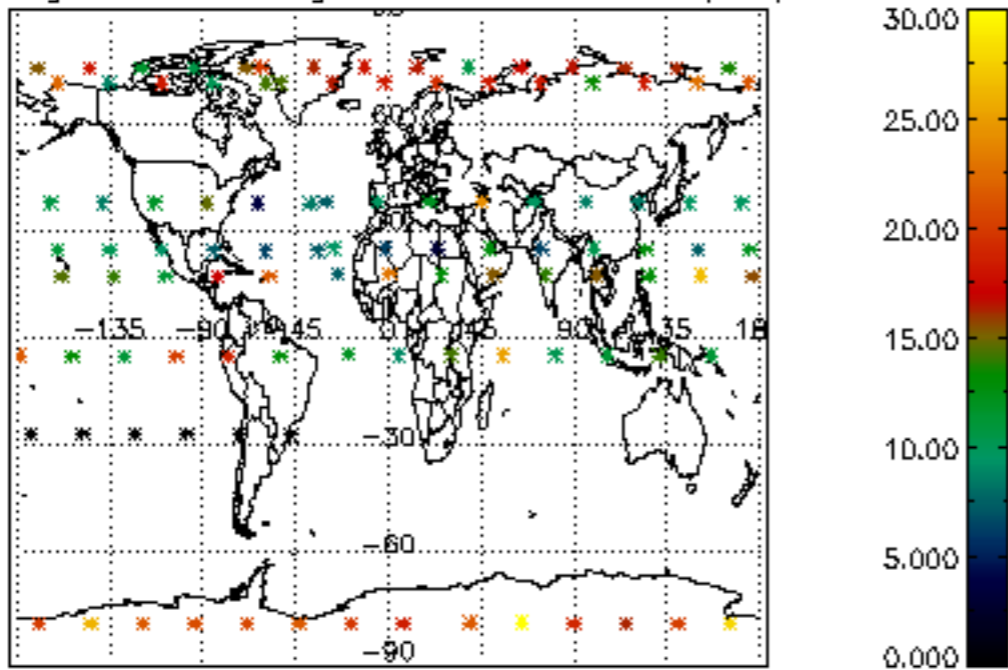
Percentage of cosmic ray hits per profile



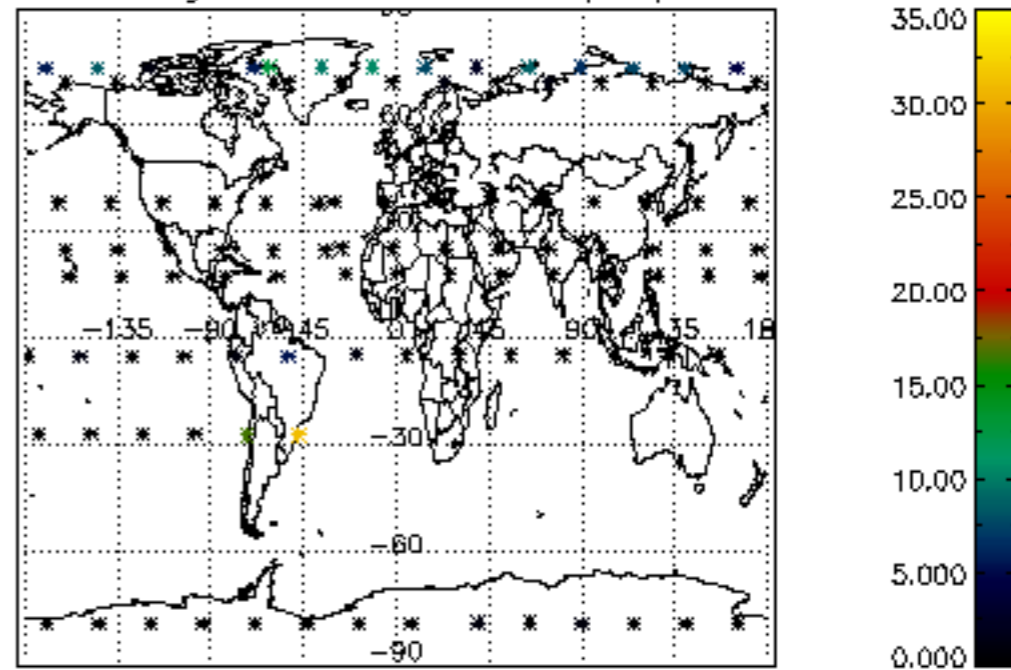
Percentage of datation errors per profile



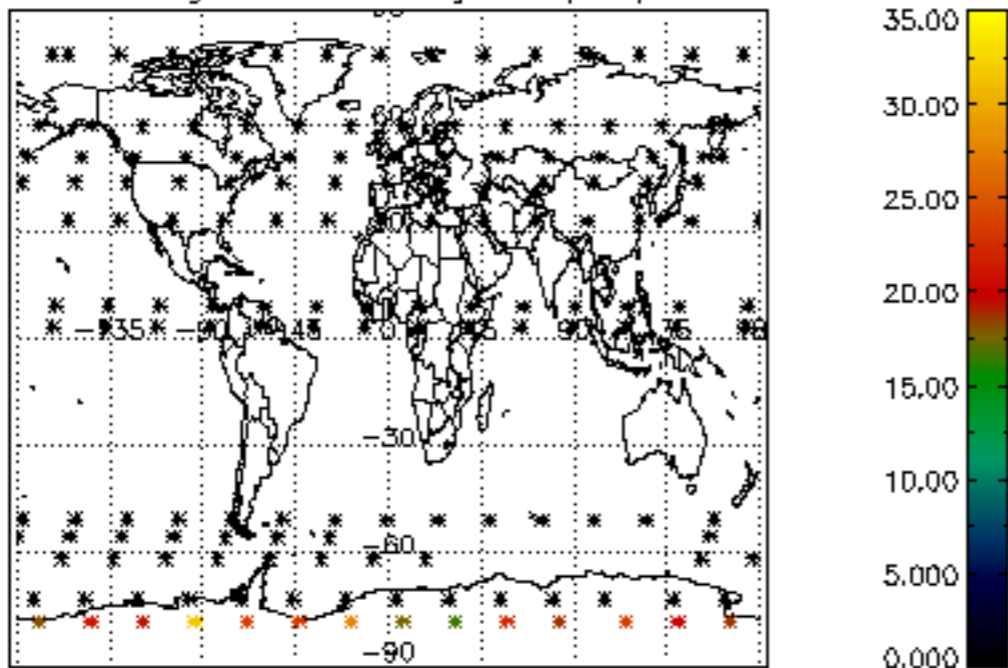
Percentage of star falling outside central band per profile



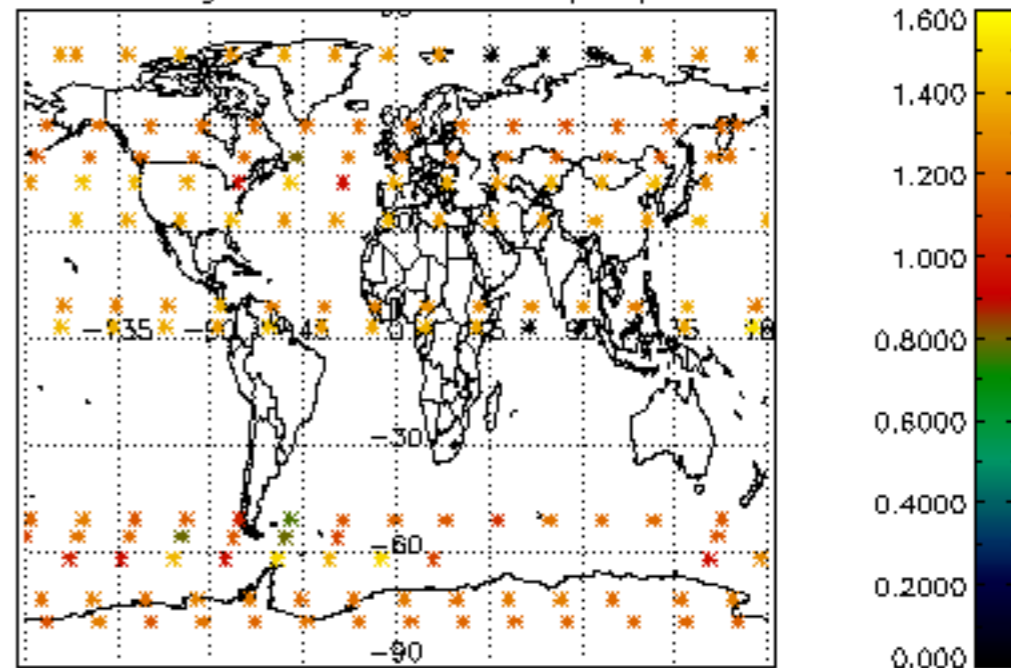
Percentage of saturation errors per profile



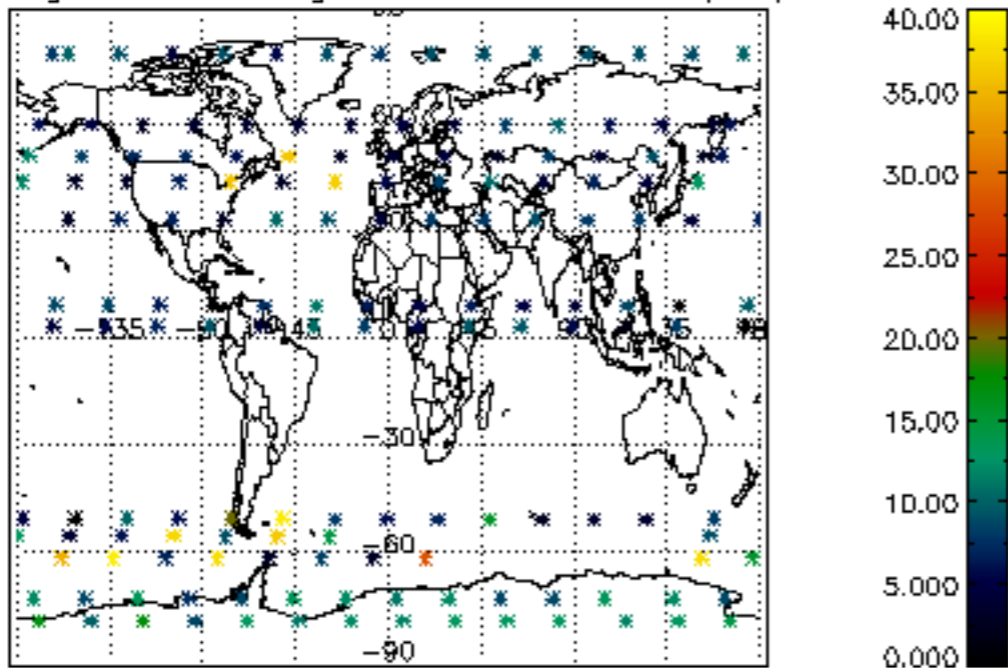
Percentage of cosmic ray hits per profile



Percentage of datation errors per profile



Percentage of star falling outside central band per profile



Percentage of saturation errors per profile

