

# GOMOS Level 2 Daily Report

## SUMMARY

### [1. General Info](#)

### [2. Summary of processed GOM\\_NL\\_2P products](#)

### [3. Level 2 Quality information per product](#)

#### [3.1 Plot of level 2 quality information per product \(time dependant\)](#)

#### [3.2 Plot of level 2 quality information per product \(world map\)](#)

### [4. Level 1 Quality information per product \(stored on level 2 products\)](#)

#### [4.1 Plot of level 1 quality information per product \(time dependant\)](#)

##### [4.1.1 Plot of level 1 quality information per product \(time dependant\): ASCENDING](#)

##### [4.1.2 Plot of level 1 quality information per product \(time dependant\): DESCENDING](#)

#### [4.2 Plot of level 1 quality information per product \(world map\)](#)

##### [4.2.1 Plot of level 1 quality information per product \(world map\): ASCENDING](#)

##### [4.2.2 Plot of level 1 quality information per product \(world map\): DESCENDING](#)

### [5. Ozone profiles based on quality statistics and other trace gas profiles](#)

#### [5.1 Ozone statistics based on quality of products](#)

#### [5.2 Plot ozone profiles for all STD \(dark without errors\)](#)

#### [5.3 Plot ozone profiles where STD < 20% \(dark without errors\)](#)

#### [5.4. Plot ozone profiles where STD < 10% \(dark without errors\)](#)

#### [5.5. Plot ozone profiles where STD < 5% \(dark without errors\)](#)

#### [5.6 Plot NO2 profiles for all STD \(dark without errors\)](#)

#### [5.7 Plot NO3 profiles for all STD \(dark without errors\)](#)

#### [5.8 Plot H2O profiles \(only for occultations of stars 1,2,3,4,13,14,16,26,63 dark without errors\) for all STD](#)

### [6. Auxiliary Data Files used for the production reported in section 2](#)

This report presents the daily analysis on parameters extracted from GOMOS level 2 data (GOM\_NL\_\_2P). It is intended to monitor some important parameters that will impact the quality of these products. A list of level 2 products (and content) that have arrived during the reporting day to the PCF is also given.

Item	Value
Time of report generation	23APR2013 23:54:30
Data source version	GOMOS/6.01
Start time of products	16-06-2006 (16JUN2006 00:00:00)
Stop time of products	17-06-2006 (17JUN2006 00:00:00)
Store outputs in DB	Yes
Nb of level 2 prods	271
Nb of prods with errors	1

## 2. Summary of processed GOM\_NL\_\_2P products.

Nr	Filename	UTC Start time	Limb	Duration	Star Id	Star Name	Star Mag	Star Temp	Nb Meas	Orbit	Prod. error
1	GOM_NL__2PRFIN20060616_000237_000000522048_00345_22443_9164.N1	16-JUN-2006 00:02:37	Twilight	51.500	50	13Alp Ari	2.0070	4250.0	103	22443	No
2	GOM_NL__2PRFIN20060616_001820_000000562048_00345_22443_9165.N1	16-JUN-2006 00:18:20	Dark	55.500	52	16Bet Cet	2.0370	4500.0	111	22443	No
3	GOM_NL__2PRFIN20060616_002432_000000462048_00345_22443_9166.N1	16-JUN-2006 00:24:32	Dark	46.000	84	Alp Phe	2.3970	4500.0	92	22443	No
4	GOM_NL__2PRFIN20060616_003045_000000492048_00346_22444_9146.N1	16-JUN-2006 00:30:45	Dark	49.000	63	Bet Gru	2.1500	2800.0	98	22444	No
5	GOM_NL__2PRFIN20060616_003249_000000472048_00346_22444_9147.N1	16-JUN-2006 00:32:49	Dark	47.000	31	Alp Gru	1.7340	15200.	94	22444	No
6	GOM_NL__2PRFIN20060616_003639_000000422048_00346_22444_9148.N1	16-JUN-2006 00:36:39	Straylight	41.500	45	Alp Pav	1.9400	26000.	83	22444	No
7	GOM_NL__2PRFIN20060616_004631_000000432048_00346_22444_9149.N1	16-JUN-2006 00:46:31	Twilight_and_stray	42.500	25	35Lam Sco	1.6200	28000.	85	22444	No
8	GOM_NL__2PRFIN20060616_004754_000000452048_00346_22444_9150.N1	16-JUN-2006 00:47:54	Twilight_and_stray	44.500	167	10Gam2Sgr	2.9840	4500.0	89	22444	No
9	GOM_NL__2PRFIN20060616_005307_000000402048_00346_22444_9151.N1	16-JUN-2006 00:53:07	Bright	39.500	86	35Eta Oph	2.4300	10200.	79	22444	No
10	GOM_NL__2PRFIN20060616_005451_000000372048_00346_22444_9152.N1	16-JUN-2006 00:54:51	Bright	37.000	98	13Zet Oph	2.5710	30000.	74	22444	No
11	GOM_NL__2PRFIN20060616_005940_000000452048_00346_22444_9153.N1	16-JUN-2006 00:59:40	Bright	44.500	126	60Bet Oph	2.7700	4250.0	89	22444	No
12	GOM_NL__2PRFIN20060616_010211_000000422048_00346_22444_9154.N1	16-JUN-2006 01:02:11	Bright	41.500	59	55Alp Oph	2.0800	8900.0	83	22444	No
13	GOM_NL__2PRFIN20060616_010410_000000382048_00346_22444_9155.N1	16-JUN-2006 01:04:10	Bright	38.000	127	27Bet Her	2.7810	4700.0	76	22444	No
14	GOM_NL__2PRFIN20060616_010712_000000362048_00346_22444_9156.N1	16-JUN-2006 01:07:12	Bright	35.500	133	40Zet Her	2.8070	6000.0	71	22444	No
15	GOM_NL__2PRFIN20060616_011401_000000382048_00346_22444_9157.N1	16-JUN-2006 01:14:01	Bright	37.500	130	23Bet Dra	2.7990	5800.0	75	22444	No
16	GOM_NL__2PRFIN20060616_011534_000000372048_00346_22444_9158.N1	16-JUN-2006 01:15:34	Bright	37.000	119	14Eta Dra	2.7270	4700.0	74	22444	No
17	GOM_NL__2PRFIN20060616_013052_000000422048_00346_22444_9159.N1	16-JUN-2006 01:30:52	Bright	42.000	74	11Bet Cas	2.2680	6600.0	84	22444	No
18	GOM_NL__2PRFIN20060616_013214_000000572048_00346_22444_9160.N1	16-JUN-2006 01:32:14	Bright	57.000	68	18Alp Cas	2.2250	4500.0	114	22444	No
19	GOM_NL__2PRFIN20060616_013723_000000492048_00346_22444_9161.N1	16-JUN-2006 01:37:23	Bright	49.000	73	57Gam1And	2.2600	13100.	98	22444	No
20	GOM_NL__2PRFIN20060616_013938_000000412048_00346_22444_9162.N1	16-JUN-2006 01:39:38	Bright	40.500	173	4Bet Tri	3.0040	8900.0	81	22444	No
21	GOM_NL__2PRFIN20060616_014314_000000492048_00346_22444_9163.N1	16-JUN-2006 01:43:14	Twilight	48.500	50	13Alp Ari	2.0070	4250.0	97	22444	No
22	GOM_NL__2PRFIN20060616_020509_000000442048_00346_22444_9164.N1	16-JUN-2006 02:05:09	Dark	44.000	84	Alp Phe	2.3970	4500.0	88	22444	No
23	GOM_NL__2PRFIN20060616_021122_000000542048_00347_22445_9146.N1	16-JUN-2006 02:11:22	Dark	53.500	63	Bet Gru	2.1500	2800.0	107	22445	No
24	GOM_NL__2PRFIN20060616_021325_000000482048_00347_22445_9147.N1	16-JUN-2006 02:13:25	Dark	48.000	31	Alp Gru	1.7340	15200.	96	22445	No
25	GOM_NL__2PRFIN20060616_021715_000000432048_00347_22445_9148.N1	16-JUN-2006 02:17:15	Straylight	42.500	45	Alp Pav	1.9400	26000.	85	22445	No
26	GOM_NL__2PRFIN20060616_022707_000000442048_00347_22445_9149.N1	16-JUN-2006 02:27:07	Twilight_and_stray	43.500	25	35Lam Sco	1.6200	28000.	87	22445	No
27	GOM_NL__2PRFIN20060616_022831_000000472048_00347_22445_9150.N1	16-JUN-2006 02:28:31	Twilight_and_stray	47.000	167	10Gam2Sgr	2.9840	4500.0	94	22445	No
28	GOM_NL__2PRFIN20060616_023343_000000382048_00347_22445_9151.N1	16-JUN-2006 02:33:43	Bright	37.500	86	35Eta Oph	2.4300	10200.	75	22445	No
29	GOM_NL__2PRFIN20060616_023534_000000302048_00347_22445_9152.N1	16-JUN-2006 02:35:34	Dark	30.000	98	13Zet Oph	2.5710	30000.	60	22445	Yes
30	GOM_NL__2PRFIN20060616_024016_000000432048_00347_22445_9153.N1	16-JUN-2006 02:40:16	Bright	43.000	126	60Bet Oph	2.7700	4250.0	86	22445	No
31	GOM_NL__2PRFIN20060616_024247_000000422048_00347_22445_9154.N1	16-JUN-2006 02:42:47	Bright	41.500	59	55Alp Oph	2.0800	8900.0	83	22445	No
32	GOM_NL__2PRFIN20060616_024446_000000352048_00347_22445_9155.N1	16-JUN-2006 02:44:46	Bright	34.500	127	27Bet Her	2.7810	4700.0	69	22445	No
33	GOM_NL__2PRFIN20060616_024748_000000362048_00347_22445_9156.N1	16-JUN-2006 02:47:48	Bright	35.500	133	40Zet Her	2.8070	6000.0	71	22445	No
34	GOM_NL__2PRFIN20060616_025436_000000402048_00347_22445_9157.N1	16-JUN-2006 02:54:36	Bright	40.000	130	23Bet Dra	2.7990	5800.0	80	22445	No
35	GOM_NL__2PRFIN20060616_025610_000000372048_00347_22445_9158.N1	16-JUN-2006 02:56:10	Bright	36.500	119	14Eta Dra	2.7270	4700.0	73	22445	No
36	GOM_NL__2PRFIN20060616_031127_000000422048_00347_22445_9159.N1	16-JUN-2006 03:11:27	Bright	41.500	74	11Bet Cas	2.2680	6600.0	83	22445	No
37	GOM_NL__2PRFIN20060616_031250_000000432048_00347_22445_9160.N1	16-JUN-2006 03:12:50	Bright	42.500	68	18Alp Cas	2.2250	4500.0	85	22445	No
38	GOM_NL__2PRFIN20060616_031759_000000442048_00347_22445_9161.N1	16-JUN-2006 03:17:59	Bright	43.500	73	57Gam1And	2.2600	13100.	87	22445	No
39	GOM_NL__2PRFIN20060616_032014_000000402048_00347_22445_9162.N1	16-JUN-2006 03:20:14	Bright	40.000	173	4Bet Tri	3.0040	8900.0	80	22445	No
40	GOM_NL__2PRFIN20060616_032350_000000442048_00347_22445_9163.N1	16-JUN-2006 03:23:50	Twilight	43.500	50	13Alp Ari	2.0070	4250.0	87	22445	No
41	GOM_NL__2PRFIN20060616_033933_000000702048_00347_22445_9164.N1	16-JUN-2006 03:39:33	Dark	69.500	52	16Bet Cet	2.0370	4500.0	139	22445	No
42	GOM_NL__2PRFIN20060616_034546_000000442048_00347_22445_9165.N1	16-JUN-2006 03:45:46	Dark	44.000	84	Alp Phe	2.3970	4500.0	88	22445	No

43	GOM_NL__2PRFIN20060616_035159_000000552048_00348_22446_9146.N1	16-JUN-2006 03:51:59	Dark	55.000	63	Bet Gru	2.1500	2800.0	110	22446	No
44	GOM_NL__2PRFIN20060616_035402_000000482048_00348_22446_9147.N1	16-JUN-2006 03:54:02	Dark	48.000	31	Alp Gru	1.7340	15200.	96	22446	No
45	GOM_NL__2PRFIN20060616_035752_000000432048_00348_22446_9148.N1	16-JUN-2006 03:57:52	Straylight	42.500	45	Alp Pav	1.9400	26000.	85	22446	No
46	GOM_NL__2PRFIN20060616_040744_000000402048_00348_22446_9149.N1	16-JUN-2006 04:07:44	Twi_and_stray	40.000	25	35Lam Sco	1.6200	28000.	80	22446	No
47	GOM_NL__2PRFIN20060616_040907_000000482048_00348_22446_9150.N1	16-JUN-2006 04:09:07	Twi_and_stray	47.500	167	10Gam2Sgr	2.9840	4500.0	95	22446	No
48	GOM_NL__2PRFIN20060616_041419_000000392048_00348_22446_9151.N1	16-JUN-2006 04:14:19	Bright	39.000	86	35Eta Oph	2.4300	10200.	78	22446	No
49	GOM_NL__2PRFIN20060616_042052_000000432048_00348_22446_9152.N1	16-JUN-2006 04:20:52	Bright	43.000	126	60Bet Oph	2.7700	4250.0	86	22446	No
50	GOM_NL__2PRFIN20060616_042323_000000432048_00348_22446_9153.N1	16-JUN-2006 04:23:23	Bright	43.000	59	55Alp Oph	2.0800	8900.0	86	22446	No
51	GOM_NL__2PRFIN20060616_042522_000000362048_00348_22446_9154.N1	16-JUN-2006 04:25:22	Bright	35.500	127	27Bet Her	2.7810	4700.0	71	22446	No
52	GOM_NL__2PRFIN20060616_042824_000000392048_00348_22446_9155.N1	16-JUN-2006 04:28:24	Bright	39.000	133	40Zet Her	2.8070	6000.0	78	22446	No
53	GOM_NL__2PRFIN20060616_043512_000000392048_00348_22446_9156.N1	16-JUN-2006 04:35:12	Bright	39.000	130	23Bet Dra	2.7990	5800.0	78	22446	No
54	GOM_NL__2PRFIN20060616_043646_000000372048_00348_22446_9157.N1	16-JUN-2006 04:36:46	Bright	36.500	119	14Eta Dra	2.7270	4700.0	73	22446	No
55	GOM_NL__2PRFIN20060616_045203_000000412048_00348_22446_9158.N1	16-JUN-2006 04:52:03	Bright	40.500	74	11Bet Cas	2.2680	6600.0	81	22446	No
56	GOM_NL__2PRFIN20060616_045326_000000442048_00348_22446_9159.N1	16-JUN-2006 04:53:26	Bright	43.500	68	18Alp Cas	2.2250	4500.0	87	22446	No
57	GOM_NL__2PRFIN20060616_045835_000000402048_00348_22446_9160.N1	16-JUN-2006 04:58:35	Bright	39.500	73	57Gam1And	2.2600	13100.	79	22446	No
58	GOM_NL__2PRFIN20060616_050051_000000412048_00348_22446_9161.N1	16-JUN-2006 05:00:51	Bright	40.500	173	4Bet Tri	3.0040	8900.0	81	22446	No
59	GOM_NL__2PRFIN20060616_050426_000000482048_00348_22446_9162.N1	16-JUN-2006 05:04:26	Twilight	48.000	50	13Alp Ari	2.0070	4250.0	96	22446	No
60	GOM_NL__2PRFIN20060616_052010_000000582048_00348_22446_9163.N1	16-JUN-2006 05:20:10	Dark	58.000	52	16Bet Cet	2.0370	4500.0	116	22446	No
61	GOM_NL__2PRFIN20060616_052623_000000442048_00348_22446_9164.N1	16-JUN-2006 05:26:23	Dark	43.500	84	Alp Phe	2.3970	4500.0	87	22446	No
62	GOM_NL__2PRFIN20060616_053236_000000652048_00349_22447_9147.N1	16-JUN-2006 05:32:36	Dark	64.500	63	Bet Gru	2.1500	2800.0	129	22447	No
63	GOM_NL__2PRFIN20060616_053439_000000482048_00349_22447_9148.N1	16-JUN-2006 05:34:39	Dark	48.000	31	Alp Gru	1.7340	15200.	96	22447	No
64	GOM_NL__2PRFIN20060616_053829_000000412048_00349_22447_9149.N1	16-JUN-2006 05:38:29	Straylight	40.500	45	Alp Pav	1.9400	26000.	81	22447	No
65	GOM_NL__2PRFIN20060616_054820_000000442048_00349_22447_9150.N1	16-JUN-2006 05:48:20	Twi_and_stray	43.500	25	35Lam Sco	1.6200	28000.	87	22447	No
66	GOM_NL__2PRFIN20060616_054943_000000462048_00349_22447_9151.N1	16-JUN-2006 05:49:43	Twi_and_stray	45.500	167	10Gam2Sgr	2.9840	4500.0	91	22447	No
67	GOM_NL__2PRFIN20060616_055455_000000392048_00349_22447_9152.N1	16-JUN-2006 05:54:55	Bright	39.000	86	35Eta Oph	2.4300	10200.	78	22447	No
68	GOM_NL__2PRFIN20060616_060128_000000442048_00349_22447_9153.N1	16-JUN-2006 06:01:28	Bright	43.500	126	60Bet Oph	2.7700	4250.0	87	22447	No
69	GOM_NL__2PRFIN20060616_060359_000000572048_00349_22447_9154.N1	16-JUN-2006 06:03:59	Bright	56.500	59	55Alp Oph	2.0800	8900.0	113	22447	No
70	GOM_NL__2PRFIN20060616_060558_000000392048_00349_22447_9155.N1	16-JUN-2006 06:05:58	Bright	39.000	127	27Bet Her	2.7810	4700.0	78	22447	No
71	GOM_NL__2PRFIN20060616_060859_000000362048_00349_22447_9156.N1	16-JUN-2006 06:08:59	Bright	36.000	133	40Zet Her	2.8070	6000.0	72	22447	No
72	GOM_NL__2PRFIN20060616_061548_000000402048_00349_22447_9157.N1	16-JUN-2006 06:15:48	Bright	39.500	130	23Bet Dra	2.7990	5800.0	79	22447	No
73	GOM_NL__2PRFIN20060616_061722_000000372048_00349_22447_9158.N1	16-JUN-2006 06:17:22	Bright	36.500	119	14Eta Dra	2.7270	4700.0	73	22447	No
74	GOM_NL__2PRFIN20060616_063239_000000412048_00349_22447_9159.N1	16-JUN-2006 06:32:39	Bright	41.000	74	11Bet Cas	2.2680	6600.0	82	22447	No
75	GOM_NL__2PRFIN20060616_063402_000000442048_00349_22447_9160.N1	16-JUN-2006 06:34:02	Bright	44.000	68	18Alp Cas	2.2250	4500.0	88	22447	No
76	GOM_NL__2PRFIN20060616_063911_000000482048_00349_22447_9161.N1	16-JUN-2006 06:39:11	Bright	47.500	73	57Gam1And	2.2600	13100.	95	22447	No
77	GOM_NL__2PRFIN20060616_064127_000000412048_00349_22447_9162.N1	16-JUN-2006 06:41:27	Bright	41.000	173	4Bet Tri	3.0040	8900.0	82	22447	No
78	GOM_NL__2PRFIN20060616_064502_000000482048_00349_22447_9163.N1	16-JUN-2006 06:45:02	Twilight	47.500	50	13Alp Ari	2.0070	4250.0	95	22447	No
79	GOM_NL__2PRFIN20060616_070048_000000572048_00349_22447_9164.N1	16-JUN-2006 07:00:48	Dark	56.500	52	16Bet Cet	2.0370	4500.0	113	22447	No
80	GOM_NL__2PRFIN20060616_070700_000000492048_00349_22447_9165.N1	16-JUN-2006 07:07:00	Dark	48.500	84	Alp Phe	2.3970	4500.0	97	22447	No
81	GOM_NL__2PRFIN20060616_071313_000000622048_00350_22448_9147.N1	16-JUN-2006 07:13:13	Dark	61.500	63	Bet Gru	2.1500	2800.0	123	22448	No
82	GOM_NL__2PRFIN20060616_071516_000000502048_00350_22448_9148.N1	16-JUN-2006 07:15:16	Dark	49.500	31	Alp Gru	1.7340	15200.	99	22448	No
83	GOM_NL__2PRFIN20060616_071905_000000422048_00350_22448_9149.N1	16-JUN-2006 07:19:05	Straylight	42.000	45	Alp Pav	1.9400	26000.	84	22448	No
84	GOM_NL__2PRFIN20060616_072856_000000452048_00350_22448_9150.N1	16-JUN-2006 07:28:56	Twi_and_stray	45.000	25	35Lam Sco	1.6200	28000.	90	22448	No
85	GOM_NL__2PRFIN20060616_073020_000000452048_00350_22448_9151.N1	16-JUN-2006 07:30:20	Twi_and_stray	45.000	167	10Gam2Sgr	2.9840	4500.0	90	22448	No
86	GOM_NL__2PRFIN20060616_073531_000000382048_00350_22448_9152.N1	16-JUN-2006 07:35:31	Bright	37.500	86	35Eta Oph	2.4300	10200.	75	22448	No
87	GOM_NL__2PRFIN20060616_074203_000000432048_00350_22448_9153.N1	16-JUN-2006 07:42:03	Bright	43.000	126	60Bet Oph	2.7700	4250.0	86	22448	No
88	GOM_NL__2PRFIN20060616_074434_000000422048_00350_22448_9154.N1	16-JUN-2006 07:44:34	Bright	42.000	59	55Alp Oph	2.0800	8900.0	84	22448	No
89	GOM_NL__2PRFIN20060616_074634_000000382048_00350_22448_9155.N1	16-JUN-2006 07:46:34	Bright	38.000	127	27Bet Her	2.7810	4700.0	76	22448	No
90	GOM_NL__2PRFIN20060616_074935_000000382048_00350_22448_9156.N1	16-JUN-2006 07:49:35	Bright	38.000	133	40Zet Her	2.8070	6000.0	76	22448	No
91	GOM_NL__2PRFIN20060616_075623_000000392048_00350_22448_9157.N1	16-JUN-2006 07:56:23	Bright	38.500	130	23Bet Dra	2.7990	5800.0	77	22448	No
92	GOM_NL__2PRFIN20060616_075758_000000372048_00350_22448_9158.N1	16-JUN-2006 07:57:58	Bright	36.500	119	14Eta Dra	2.7270	4700.0	73	22448	No
93	GOM_NL__2PRFIN20060616_081314_000000592048_00350_22448_9159.N1	16-JUN-2006 08:13:14	Bright	58.500	74	11Bet Cas	2.2680	6600.0	117	22448	No
94	GOM_NL__2PRFIN20060616_081437_000000442048_00350_22448_9160.N1	16-JUN-2006 08:14:37	Bright	43.500	68	18Alp Cas	2.2250	4500.0	87	22448	No
95	GOM_NL__2PRFIN20060616_081947_000000412048_00350_22448_9161.N1	16-JUN-2006 08:19:47	Bright	40.500	73	57Gam1And	2.2600	13100.	81	22448	No
96	GOM_NL__2PRFIN20060616_082203_000000402048_00350_22448_9162.N1	16-JUN-2006 08:22:03	Bright	40.000	173	4Bet Tri	3.0040	8900.0	80	22448	No
97	GOM_NL__2PRFIN20060616_082538_000000482048_00350_22448_9163.N1	16-JUN-2006 08:25:38	Twilight	47.500	50	13Alp Ari	2.0070	4250.0	95	22448	No
98	GOM_NL__2PRFIN20060616_084124_000000642048_00350_22448_9164.N1	16-JUN-2006 08:41:24	Dark	64.000	52	16Bet Cet	2.0370	4500.0	128	22448	No
99	GOM_NL__2PRFIN20060616_084736_000000462048_00350_22448_9165.N1	16-JUN-2006 08:47:36	Dark	46.000	84	Alp Phe	2.3970	4500.0	92	22448	No
100	GOM_NL__2PRFIN20060616_085350_000000502048_00351_22449_9167.N1	16-JUN-2006 08:53:50	Dark	50.000	63	Bet Gru	2.1500	2800.0	100	22449	No
101	GOM_NL__2PRFIN20060616_085553_000000502048_00351_22449_9168.N1	16-JUN-2006 08:55:53	Dark	50.000	31	Alp Gru	1.7340	15200.	100	22449	No

102	GOM_NL__2PRFIN20060616_085942_000000442048_00351_22449_9169.N1	16-JUN-2006 08:59:42	Straylight	44.000	45	Alp Pav	1.9400	26000.	88	22449	No
103	GOM_NL__2PRFIN20060616_090932_000000452048_00351_22449_9170.N1	16-JUN-2006 09:09:32	Tw_i_and_stray	45.000	25	35Lam Sco	1.6200	28000.	90	22449	No
104	GOM_NL__2PRFIN20060616_091056_000000482048_00351_22449_9171.N1	16-JUN-2006 09:10:56	Tw_i_and_stray	47.500	167	10Gam2Sgr	2.9840	4500.0	95	22449	No
105	GOM_NL__2PRFIN20060616_091607_000000382048_00351_22449_9172.N1	16-JUN-2006 09:16:07	Bright	37.500	86	35Eta Oph	2.4300	10200.	75	22449	No
106	GOM_NL__2PRFIN20060616_092239_000000422048_00351_22449_9173.N1	16-JUN-2006 09:22:39	Bright	41.500	126	60Bet Oph	2.7700	4250.0	83	22449	No
107	GOM_NL__2PRFIN20060616_092510_000000432048_00351_22449_9174.N1	16-JUN-2006 09:25:10	Bright	43.000	59	55Alp Oph	2.0800	8900.0	86	22449	No
108	GOM_NL__2PRFIN20060616_092709_000000362048_00351_22449_9175.N1	16-JUN-2006 09:27:09	Bright	36.000	127	27Bet Her	2.7810	4700.0	72	22449	No
109	GOM_NL__2PRFIN20060616_093011_000000372048_00351_22449_9176.N1	16-JUN-2006 09:30:11	Bright	37.000	133	40Zet Her	2.8070	6000.0	74	22449	No
110	GOM_NL__2PRFIN20060616_093659_000000412048_00351_22449_9177.N1	16-JUN-2006 09:36:59	Bright	41.000	130	23Bet Dra	2.7990	5800.0	82	22449	No
111	GOM_NL__2PRFIN20060616_093834_000000372048_00351_22449_9178.N1	16-JUN-2006 09:38:34	Bright	37.000	119	14Eta Dra	2.7270	4700.0	74	22449	No
112	GOM_NL__2PRFIN20060616_095350_000000592048_00351_22449_9179.N1	16-JUN-2006 09:53:50	Bright	59.000	74	11Bet Cas	2.2680	6600.0	118	22449	No
113	GOM_NL__2PRFIN20060616_095513_000000552048_00351_22449_9180.N1	16-JUN-2006 09:55:13	Bright	55.000	68	18Alp Cas	2.2250	4500.0	110	22449	No
114	GOM_NL__2PRFIN20060616_100023_000000402048_00351_22449_9181.N1	16-JUN-2006 10:00:23	Bright	39.500	73	57Gam1And	2.2600	13100.	79	22449	No
115	GOM_NL__2PRFIN20060616_100239_000000412048_00351_22449_9182.N1	16-JUN-2006 10:02:39	Bright	40.500	173	4Bet Tri	3.0040	8900.0	81	22449	No
116	GOM_NL__2PRFIN20060616_100615_000000512048_00351_22449_9183.N1	16-JUN-2006 10:06:15	Twilight	50.500	50	13Alp Ari	2.0070	4250.0	101	22449	No
117	GOM_NL__2PRFIN20060616_102201_000000582048_00351_22449_9184.N1	16-JUN-2006 10:22:01	Dark	57.500	52	16Bet Cet	2.0370	4500.0	115	22449	No
118	GOM_NL__2PRFIN20060616_102813_000000452048_00351_22449_9185.N1	16-JUN-2006 10:28:13	Dark	44.500	84	Alp Phe	2.3970	4500.0	89	22449	No
119	GOM_NL__2PRFIN20060616_103427_000000512048_00352_22450_9167.N1	16-JUN-2006 10:34:27	Dark	50.500	63	Bet Gru	2.1500	2800.0	101	22450	No
120	GOM_NL__2PRFIN20060616_103630_000000502048_00352_22450_9168.N1	16-JUN-2006 10:36:30	Straylight	50.000	31	Alp Gru	1.7340	15200.	100	22450	No
121	GOM_NL__2PRFIN20060616_104018_000000422048_00352_22450_9169.N1	16-JUN-2006 10:40:18	Straylight	41.500	45	Alp Pav	1.9400	26000.	83	22450	No
122	GOM_NL__2PRFIN20060616_105009_000000412048_00352_22450_9170.N1	16-JUN-2006 10:50:09	Tw_i_and_stray	40.500	25	35Lam Sco	1.6200	28000.	81	22450	No
123	GOM_NL__2PRFIN20060616_105132_000000482048_00352_22450_9171.N1	16-JUN-2006 10:51:32	Tw_i_and_stray	48.000	167	10Gam2Sgr	2.9840	4500.0	96	22450	No
124	GOM_NL__2PRFIN20060616_105643_000000392048_00352_22450_9172.N1	16-JUN-2006 10:56:43	Bright	39.000	86	35Eta Oph	2.4300	10200.	78	22450	No
125	GOM_NL__2PRFIN20060616_110315_000000432048_00352_22450_9173.N1	16-JUN-2006 11:03:15	Bright	42.500	126	60Bet Oph	2.7700	4250.0	85	22450	No
126	GOM_NL__2PRFIN20060616_110545_000000412048_00352_22450_9174.N1	16-JUN-2006 11:05:45	Bright	41.000	59	55Alp Oph	2.0800	8900.0	82	22450	No
127	GOM_NL__2PRFIN20060616_110745_000000392048_00352_22450_9175.N1	16-JUN-2006 11:07:45	Bright	38.500	127	27Bet Her	2.7810	4700.0	77	22450	No
128	GOM_NL__2PRFIN20060616_111047_000000372048_00352_22450_9176.N1	16-JUN-2006 11:10:47	Bright	36.500	133	40Zet Her	2.8070	6000.0	73	22450	No
129	GOM_NL__2PRFIN20060616_111734_000000392048_00352_22450_9177.N1	16-JUN-2006 11:17:34	Bright	39.000	130	23Bet Dra	2.7990	5800.0	78	22450	No
130	GOM_NL__2PRFIN20060616_111909_000000372048_00352_22450_9178.N1	16-JUN-2006 11:19:09	Bright	37.000	119	14Eta Dra	2.7270	4700.0	74	22450	No
131	GOM_NL__2PRFIN20060616_113425_000000642048_00352_22450_9179.N1	16-JUN-2006 11:34:25	Bright	64.000	74	11Bet Cas	2.2680	6600.0	128	22450	No
132	GOM_NL__2PRFIN20060616_113548_000000442048_00352_22450_9180.N1	16-JUN-2006 11:35:48	Bright	43.500	68	18Alp Cas	2.2250	4500.0	87	22450	No
133	GOM_NL__2PRFIN20060616_114059_000000422048_00352_22450_9181.N1	16-JUN-2006 11:40:59	Bright	41.500	73	57Gam1And	2.2600	13100.	83	22450	No
134	GOM_NL__2PRFIN20060616_114315_000000402048_00352_22450_9182.N1	16-JUN-2006 11:43:15	Bright	39.500	173	4Bet Tri	3.0040	8900.0	79	22450	No
135	GOM_NL__2PRFIN20060616_114651_000000522048_00352_22450_9183.N1	16-JUN-2006 11:46:51	Twilight	51.500	50	13Alp Ari	2.0070	4250.0	103	22450	No
136	GOM_NL__2PRFIN20060616_120238_000000602048_00352_22450_9184.N1	16-JUN-2006 12:02:38	Dark	60.000	52	16Bet Cet	2.0370	4500.0	120	22450	No
137	GOM_NL__2PRFIN20060616_120850_000000442048_00352_22450_9185.N1	16-JUN-2006 12:08:50	Dark	43.500	84	Alp Phe	2.3970	4500.0	87	22450	No
138	GOM_NL__2PRFIN20060616_121504_000000542048_00353_22451_9167.N1	16-JUN-2006 12:15:04	Dark	53.500	63	Bet Gru	2.1500	2800.0	107	22451	No
139	GOM_NL__2PRFIN20060616_121707_000000482048_00353_22451_9168.N1	16-JUN-2006 12:17:07	Dark	48.000	31	Alp Gru	1.7340	15200.	96	22451	No
140	GOM_NL__2PRFIN20060616_122055_000000432048_00353_22451_9169.N1	16-JUN-2006 12:20:55	Straylight	43.000	45	Alp Pav	1.9400	26000.	86	22451	No
141	GOM_NL__2PRFIN20060616_123045_000000452048_00353_22451_9170.N1	16-JUN-2006 12:30:45	Tw_i_and_stray	44.500	25	35Lam Sco	1.6200	28000.	89	22451	No
142	GOM_NL__2PRFIN20060616_123208_000000452048_00353_22451_9171.N1	16-JUN-2006 12:32:08	Tw_i_and_stray	45.000	167	10Gam2Sgr	2.9840	4500.0	90	22451	No
143	GOM_NL__2PRFIN20060616_123719_000000382048_00353_22451_9172.N1	16-JUN-2006 12:37:19	Bright	38.000	86	35Eta Oph	2.4300	10200.	76	22451	No
144	GOM_NL__2PRFIN20060616_124350_000000432048_00353_22451_9173.N1	16-JUN-2006 12:43:50	Bright	43.000	126	60Bet Oph	2.7700	4250.0	86	22451	No
145	GOM_NL__2PRFIN20060616_124621_000000552048_00353_22451_9174.N1	16-JUN-2006 12:46:21	Bright	54.500	59	55Alp Oph	2.0800	8900.0	109	22451	No
146	GOM_NL__2PRFIN20060616_124821_000000362048_00353_22451_9175.N1	16-JUN-2006 12:48:21	Bright	35.500	127	27Bet Her	2.7810	4700.0	71	22451	No
147	GOM_NL__2PRFIN20060616_125122_000000372048_00353_22451_9176.N1	16-JUN-2006 12:51:22	Bright	36.500	133	40Zet Her	2.8070	6000.0	73	22451	No
148	GOM_NL__2PRFIN20060616_125810_000000412048_00353_22451_9177.N1	16-JUN-2006 12:58:10	Bright	41.000	130	23Bet Dra	2.7990	5800.0	82	22451	No
149	GOM_NL__2PRFIN20060616_125945_000000382048_00353_22451_9178.N1	16-JUN-2006 12:59:45	Bright	38.000	119	14Eta Dra	2.7270	4700.0	76	22451	No
150	GOM_NL__2PRFIN20060616_131501_000000412048_00353_22451_9179.N1	16-JUN-2006 13:15:01	Bright	41.000	74	11Bet Cas	2.2680	6600.0	82	22451	No
151	GOM_NL__2PRFIN20060616_131624_000000422048_00353_22451_9180.N1	16-JUN-2006 13:16:24	Bright	41.500	68	18Alp Cas	2.2250	4500.0	83	22451	No
152	GOM_NL__2PRFIN20060616_132135_000000412048_00353_22451_9181.N1	16-JUN-2006 13:21:35	Bright	41.000	73	57Gam1And	2.2600	13100.	82	22451	No
153	GOM_NL__2PRFIN20060616_132351_000000412048_00353_22451_9182.N1	16-JUN-2006 13:23:51	Bright	40.500	173	4Bet Tri	3.0040	8900.0	81	22451	No
154	GOM_NL__2PRFIN20060616_132727_000000482048_00353_22451_9183.N1	16-JUN-2006 13:27:27	Twilight	48.000	50	13Alp Ari	2.0070	4250.0	96	22451	No
155	GOM_NL__2PRFIN20060616_134315_000000572048_00353_22451_9184.N1	16-JUN-2006 13:43:15	Dark	56.500	52	16Bet Cet	2.0370	4500.0	113	22451	No
156	GOM_NL__2PRFIN20060616_134926_000000522048_00353_22451_9185.N1	16-JUN-2006 13:49:26	Dark	52.000	84	Alp Phe	2.3970	4500.0	104	22451	No
157	GOM_NL__2PRFIN20060616_135541_000000512048_00354_22452_9167.N1	16-JUN-2006 13:55:41	Dark	50.500	63	Bet Gru	2.1500	2800.0	101	22452	No
158	GOM_NL__2PRFIN20060616_135744_000000492048_00354_22452_9168.N1	16-JUN-2006 13:57:44	Straylight	49.000	31	Alp Gru	1.7340	15200.	98	22452	No
159	GOM_NL__2PRFIN20060616_140131_000000412048_00354_22452_9169.N1	16-JUN-2006 14:01:31	Straylight	41.000	45	Alp Pav	1.9400	26000.	82	22452	No
160	GOM_NL__2PRFIN20060616_141121_000000412048_00354_22452_9170.N1	16-JUN-2006 14:11:21	Tw_i_and_stray	41.000	25	35Lam Sco	1.6200	28000.	82	22452	No

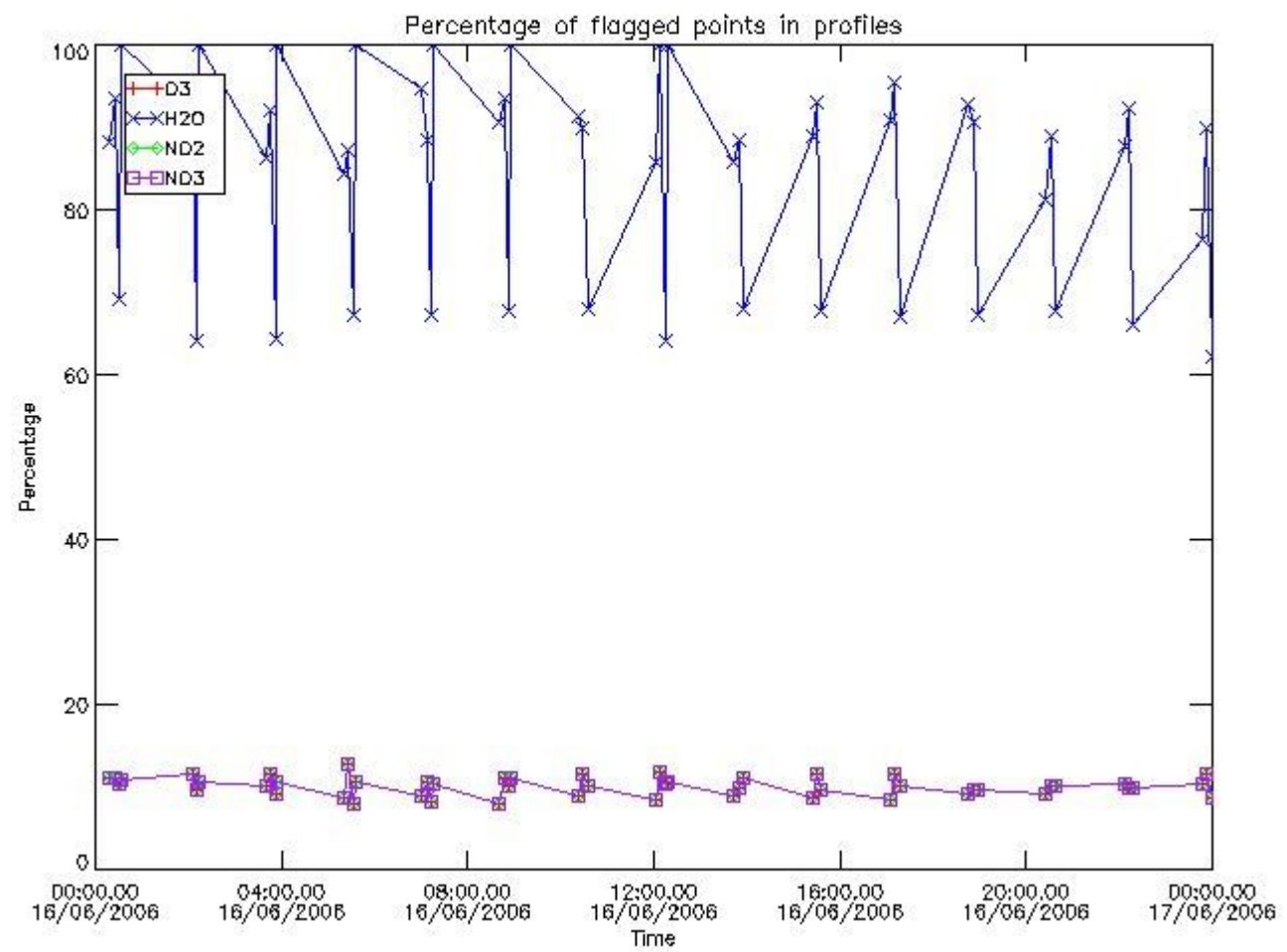


220	GOM_NL__2PRFIN20060616_192613_000000422048_00357_22455_9173.N1	16-JUN-2006 19:26:13	Bright	41.500	126	60Bet Oph	2.7700	4250.0	83	22455	No
221	GOM_NL__2PRFIN20060616_192844_000000422048_00357_22455_9174.N1	16-JUN-2006 19:28:44	Bright	41.500	59	55Alp Oph	2.0800	8900.0	83	22455	No
222	GOM_NL__2PRFIN20060616_193045_000000372048_00357_22455_9175.N1	16-JUN-2006 19:30:45	Bright	37.000	127	27Bet Her	2.7810	4700.0	74	22455	No
223	GOM_NL__2PRFIN20060616_193346_000000372048_00357_22455_9176.N1	16-JUN-2006 19:33:46	Bright	36.500	133	40Zet Her	2.8070	6000.0	73	22455	No
224	GOM_NL__2PRFIN20060616_194032_000000412048_00357_22455_9177.N1	16-JUN-2006 19:40:32	Bright	40.500	130	23Bet Dra	2.7990	5800.0	81	22455	No
225	GOM_NL__2PRFIN20060616_194208_000000372048_00357_22455_9178.N1	16-JUN-2006 19:42:08	Bright	37.000	119	14Eta Dra	2.7270	4700.0	74	22455	No
226	GOM_NL__2PRFIN20060616_195723_000000522048_00357_22455_9179.N1	16-JUN-2006 19:57:23	Bright	52.000	74	11Bet Cas	2.2680	6600.0	104	22455	No
227	GOM_NL__2PRFIN20060616_195847_000000412048_00357_22455_9180.N1	16-JUN-2006 19:58:47	Bright	40.500	68	18Alp Cas	2.2250	4500.0	81	22455	No
228	GOM_NL__2PRFIN20060616_200359_000000402048_00357_22455_9181.N1	16-JUN-2006 20:03:59	Bright	40.000	73	57Gam1And	2.2600	13100.	80	22455	No
229	GOM_NL__2PRFIN20060616_200615_000000422048_00357_22455_9182.N1	16-JUN-2006 20:06:15	Bright	41.500	173	4Bet Tri	3.0040	8900.0	83	22455	No
230	GOM_NL__2PRFIN20060616_200952_000000472048_00357_22455_9183.N1	16-JUN-2006 20:09:52	Twilight	47.000	50	13Alp Ari	2.0070	4250.0	94	22455	No
231	GOM_NL__2PRFIN20060616_202543_000000562048_00357_22455_9184.N1	16-JUN-2006 20:25:43	Dark	56.000	52	16Bet Cet	2.0370	4500.0	112	22455	No
232	GOM_NL__2PRFIN20060616_203153_000000502048_00357_22455_9185.N1	16-JUN-2006 20:31:53	Dark	50.000	84	Alp Phe	2.3970	4500.0	100	22455	No
233	GOM_NL__2PRFIN20060616_203809_000000502048_00358_22456_9167.N1	16-JUN-2006 20:38:09	Dark	50.000	63	Bet Gru	2.1500	2800.0	100	22456	No
234	GOM_NL__2PRFIN20060616_204012_000000482048_00358_22456_9168.N1	16-JUN-2006 20:40:12	Straylight	48.000	31	Alp Gru	1.7340	15200.	96	22456	No
235	GOM_NL__2PRFIN20060616_204357_000000412048_00358_22456_9169.N1	16-JUN-2006 20:43:57	Straylight	40.500	45	Alp Pav	1.9400	26000.	81	22456	No
236	GOM_NL__2PRFIN20060616_205346_000000442048_00358_22456_9170.N1	16-JUN-2006 20:53:46	Tw_i_and_stray	44.000	25	35Lam Sco	1.6200	28000.	88	22456	No
237	GOM_NL__2PRFIN20060616_205509_000000462048_00358_22456_9171.N1	16-JUN-2006 20:55:09	Tw_i_and_stray	45.500	167	10Gam2Sgr	2.9840	4500.0	91	22456	No
238	GOM_NL__2PRFIN20060616_210019_000000392048_00358_22456_9172.N1	16-JUN-2006 21:00:19	Bright	39.000	86	35Eta Oph	2.4300	10200.	78	22456	No
239	GOM_NL__2PRFIN20060616_210649_000000422048_00358_22456_9173.N1	16-JUN-2006 21:06:49	Bright	42.000	126	60Bet Oph	2.7700	4250.0	84	22456	No
240	GOM_NL__2PRFIN20060616_210919_000000432048_00358_22456_9174.N1	16-JUN-2006 21:09:19	Bright	43.000	59	55Alp Oph	2.0800	8900.0	86	22456	No
241	GOM_NL__2PRFIN20060616_211120_000000372048_00358_22456_9175.N1	16-JUN-2006 21:11:20	Bright	36.500	127	27Bet Her	2.7810	4700.0	73	22456	No
242	GOM_NL__2PRFIN20060616_211421_000000382048_00358_22456_9176.N1	16-JUN-2006 21:14:21	Bright	38.000	133	40Zet Her	2.8070	6000.0	76	22456	No
243	GOM_NL__2PRFIN20060616_212108_000000412048_00358_22456_9177.N1	16-JUN-2006 21:21:08	Bright	41.000	130	23Bet Dra	2.7990	5800.0	82	22456	No
244	GOM_NL__2PRFIN20060616_212244_000000372048_00358_22456_9178.N1	16-JUN-2006 21:22:44	Bright	36.500	119	14Eta Dra	2.7270	4700.0	73	22456	No
245	GOM_NL__2PRFIN20060616_213759_000000642048_00358_22456_9179.N1	16-JUN-2006 21:37:59	Bright	64.000	74	11Bet Cas	2.2680	6600.0	128	22456	No
246	GOM_NL__2PRFIN20060616_213923_000000432048_00358_22456_9180.N1	16-JUN-2006 21:39:23	Bright	43.000	68	18Alp Cas	2.2250	4500.0	86	22456	No
247	GOM_NL__2PRFIN20060616_214435_000000402048_00358_22456_9181.N1	16-JUN-2006 21:44:35	Bright	40.000	73	57Gam1And	2.2600	13100.	80	22456	No
248	GOM_NL__2PRFIN20060616_214651_000000432048_00358_22456_9182.N1	16-JUN-2006 21:46:51	Bright	42.500	173	4Bet Tri	3.0040	8900.0	85	22456	No
249	GOM_NL__2PRFIN20060616_215028_000000472048_00358_22456_9183.N1	16-JUN-2006 21:50:28	Twilight	46.500	50	13Alp Ari	2.0070	4250.0	93	22456	No
250	GOM_NL__2PRFIN20060616_220620_000000492048_00358_22456_9184.N1	16-JUN-2006 22:06:20	Dark	49.000	52	16Bet Cet	2.0370	4500.0	98	22456	No
251	GOM_NL__2PRFIN20060616_221230_000000522048_00358_22456_9185.N1	16-JUN-2006 22:12:30	Dark	52.000	84	Alp Phe	2.3970	4500.0	104	22456	No
252	GOM_NL__2PRFIN20060616_221845_000000522048_00359_22457_9167.N1	16-JUN-2006 22:18:45	Dark	52.000	63	Bet Gru	2.1500	2800.0	104	22457	No
253	GOM_NL__2PRFIN20060616_222049_000000482048_00359_22457_9168.N1	16-JUN-2006 22:20:49	Straylight	47.500	31	Alp Gru	1.7340	15200.	95	22457	No
254	GOM_NL__2PRFIN20060616_222434_000000412048_00359_22457_9169.N1	16-JUN-2006 22:24:34	Straylight	41.000	45	Alp Pav	1.9400	26000.	82	22457	No
255	GOM_NL__2PRFIN20060616_223422_000000442048_00359_22457_9170.N1	16-JUN-2006 22:34:22	Tw_i_and_stray	44.000	25	35Lam Sco	1.6200	28000.	88	22457	No
256	GOM_NL__2PRFIN20060616_223546_000000472048_00359_22457_9171.N1	16-JUN-2006 22:35:46	Tw_i_and_stray	46.500	167	10Gam2Sgr	2.9840	4500.0	93	22457	No
257	GOM_NL__2PRFIN20060616_224055_000000392048_00359_22457_9172.N1	16-JUN-2006 22:40:55	Bright	39.000	86	35Eta Oph	2.4300	10200.	78	22457	No
258	GOM_NL__2PRFIN20060616_224725_000000432048_00359_22457_9173.N1	16-JUN-2006 22:47:25	Bright	42.500	126	60Bet Oph	2.7700	4250.0	85	22457	No
259	GOM_NL__2PRFIN20060616_224955_000000452048_00359_22457_9174.N1	16-JUN-2006 22:49:55	Bright	44.500	59	55Alp Oph	2.0800	8900.0	89	22457	No
260	GOM_NL__2PRFIN20060616_225156_000000382048_00359_22457_9175.N1	16-JUN-2006 22:51:56	Bright	38.000	127	27Bet Her	2.7810	4700.0	76	22457	No
261	GOM_NL__2PRFIN20060616_225457_000000392048_00359_22457_9176.N1	16-JUN-2006 22:54:57	Bright	39.000	133	40Zet Her	2.8070	6000.0	78	22457	No
262	GOM_NL__2PRFIN20060616_230143_000000412048_00359_22457_9177.N1	16-JUN-2006 23:01:43	Bright	40.500	130	23Bet Dra	2.7990	5800.0	81	22457	No
263	GOM_NL__2PRFIN20060616_230320_000000372048_00359_22457_9178.N1	16-JUN-2006 23:03:20	Bright	36.500	119	14Eta Dra	2.7270	4700.0	73	22457	No
264	GOM_NL__2PRFIN20060616_231834_000000642048_00359_22457_9179.N1	16-JUN-2006 23:18:34	Bright	64.000	74	11Bet Cas	2.2680	6600.0	128	22457	No
265	GOM_NL__2PRFIN20060616_231958_000000462048_00359_22457_9180.N1	16-JUN-2006 23:19:58	Bright	45.500	68	18Alp Cas	2.2250	4500.0	91	22457	No
266	GOM_NL__2PRFIN20060616_232510_000000412048_00359_22457_9181.N1	16-JUN-2006 23:25:10	Bright	40.500	73	57Gam1And	2.2600	13100.	81	22457	No
267	GOM_NL__2PRFIN20060616_232727_000000402048_00359_22457_9182.N1	16-JUN-2006 23:27:27	Bright	40.000	173	4Bet Tri	3.0040	8900.0	80	22457	No
268	GOM_NL__2PRFIN20060616_233104_000000522048_00359_22457_9183.N1	16-JUN-2006 23:31:04	Twilight	51.500	50	13Alp Ari	2.0070	4250.0	103	22457	No
269	GOM_NL__2PRFIN20060616_234657_000000492048_00359_22457_9184.N1	16-JUN-2006 23:46:57	Dark	49.000	52	16Bet Cet	2.0370	4500.0	98	22457	No
270	GOM_NL__2PRFIN20060616_235307_000000452048_00359_22457_9185.N1	16-JUN-2006 23:53:07	Dark	44.500	84	Alp Phe	2.3970	4500.0	89	22457	No
271	GOM_NL__2PRFIN20060616_235922_000000592048_00360_22458_9167.N1	16-JUN-2006 23:59:22	Dark	58.500	63	Bet Gru	2.1500	2800.0	117	22458	No

### 3. Quality information per product

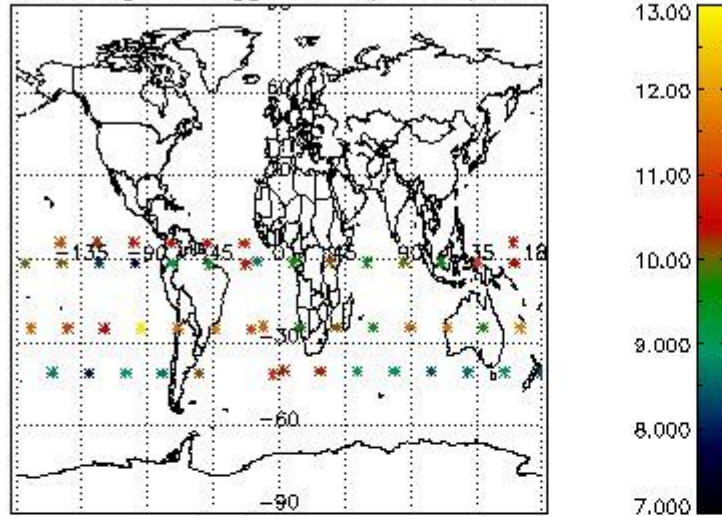
In this section it is plotted some information contained in the Quality Summary data set of the level 2 products. Only products in dark limb conditions and without errors (error flag in the MPH set to "0") are used.

3.1 Plot quality information per product (time dependant)

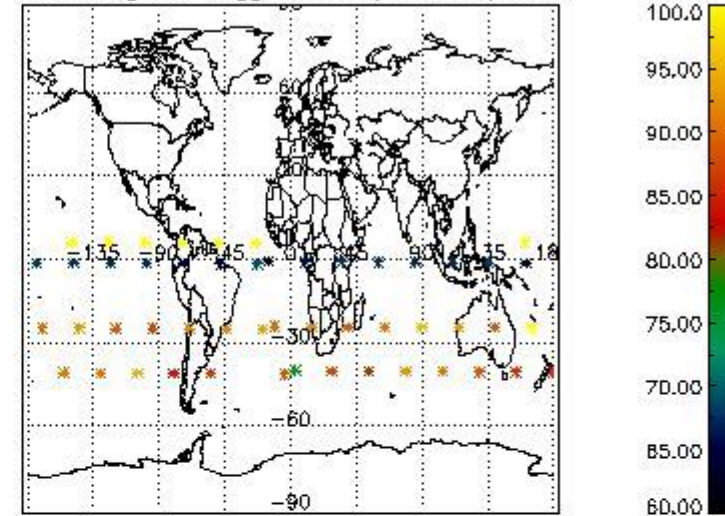


3.2 Plot quality information per product (world map)

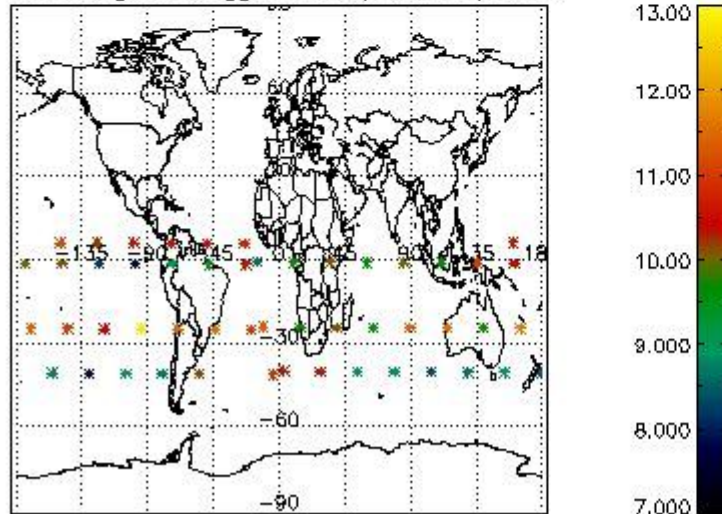
Percentage of flagged data per O3 profile



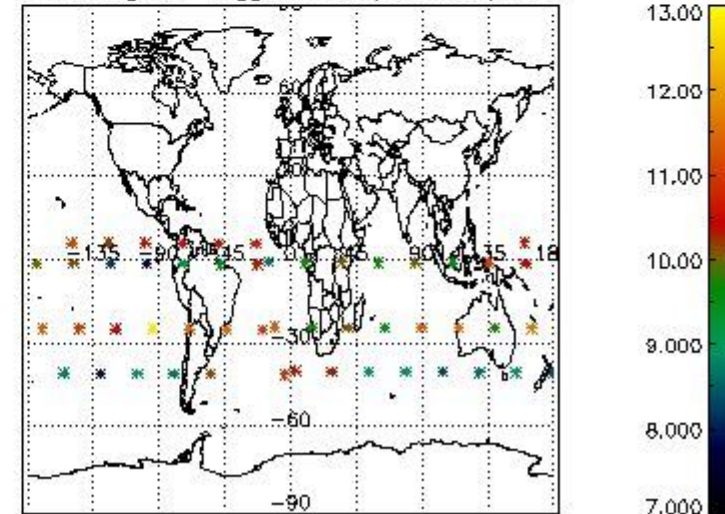
Percentage of flagged data per H2O profile



Percentage of flagged data per NO2 profile



Percentage of flagged data per NO3 profile



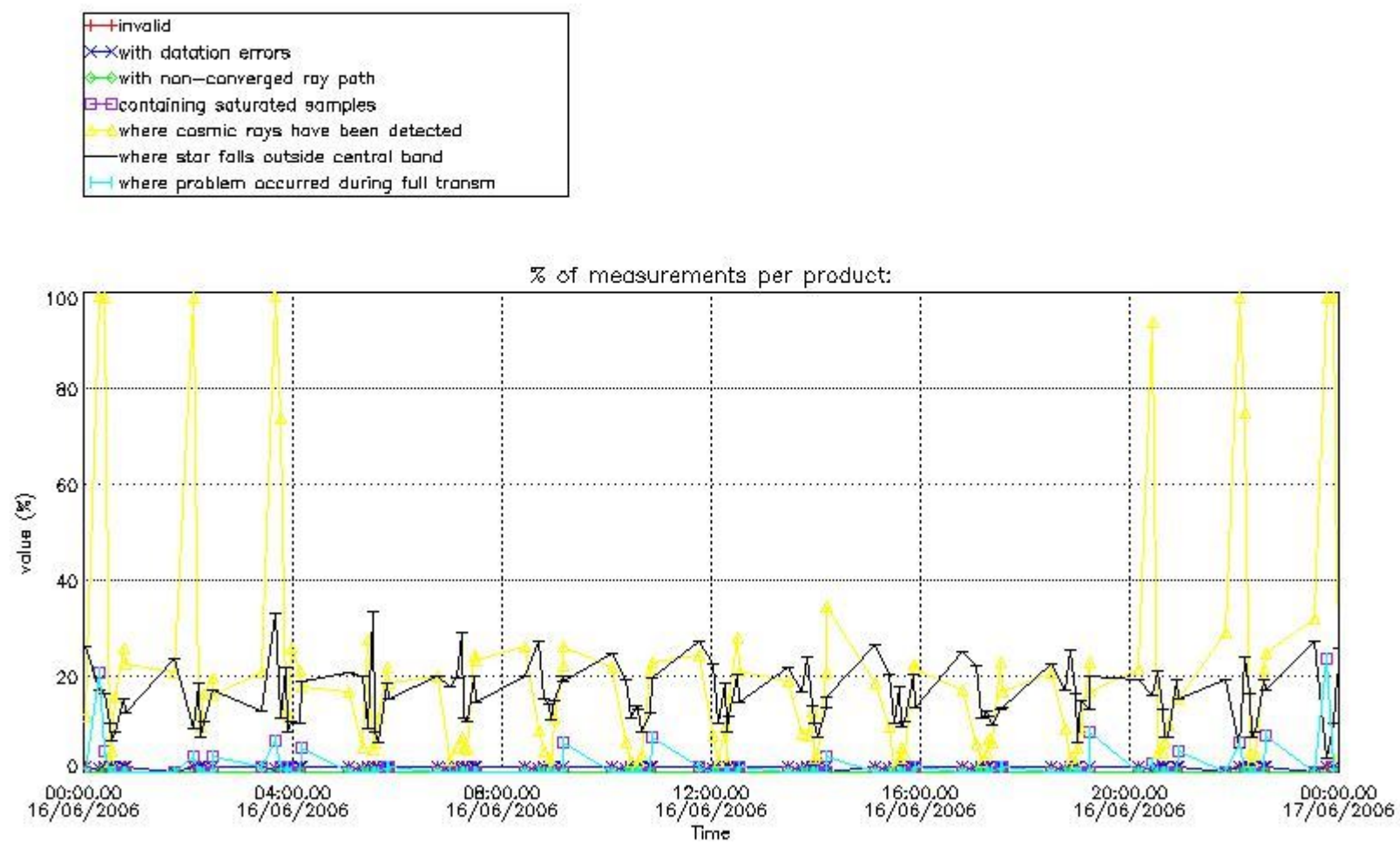
#### 4. Level 1 quality information per product

In this section it is plotted some information contained in the Quality Summary data set of the level 2 products that comes from the level 1b processing. Products without errors (error flag in the MPH set to "0") are used.

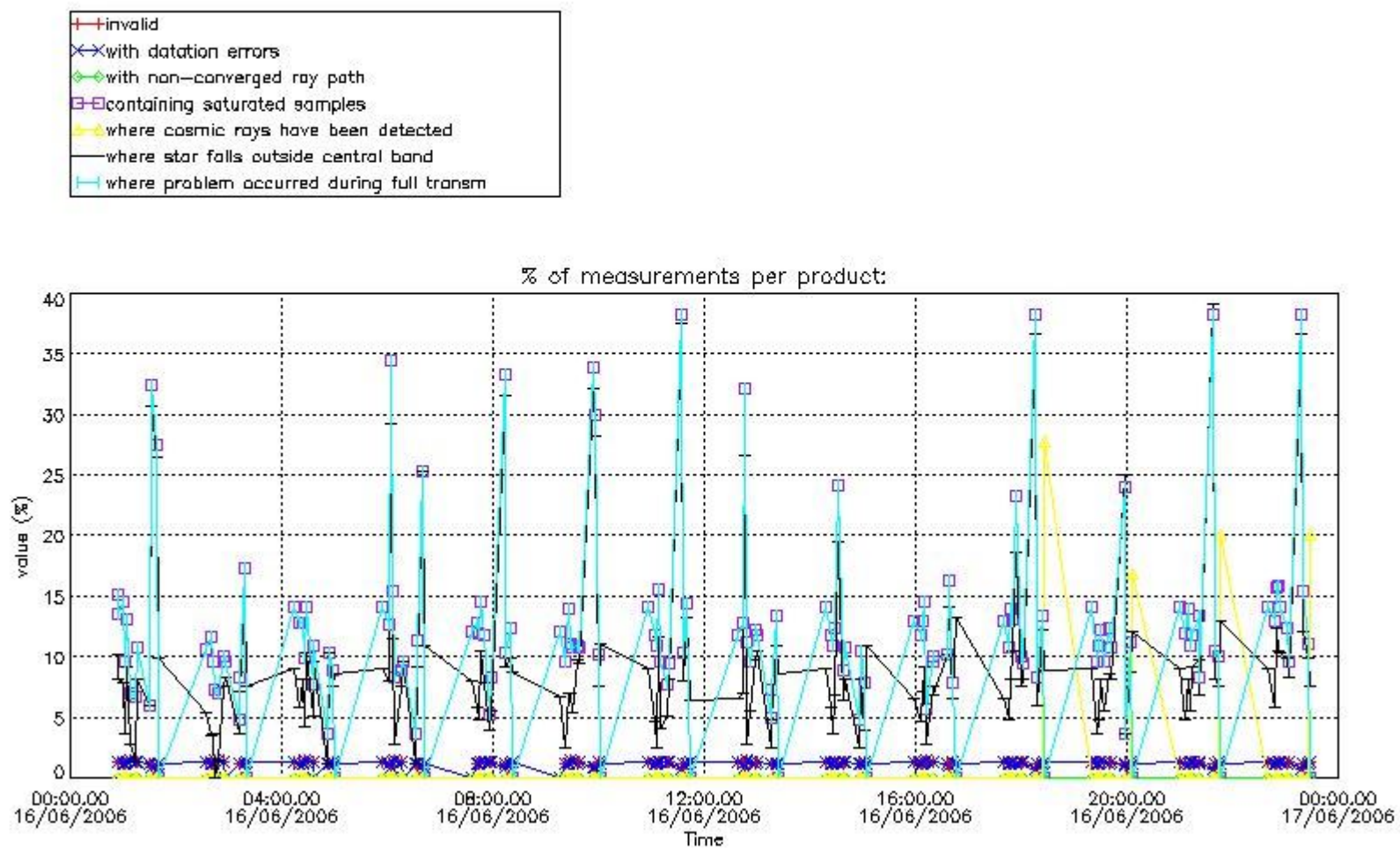
##### 4.1 Plot quality information per product (time dependant) coming from level 1b processing

###### 4.1.1 Plot level 1 quality information per product (time dependant): ENVISAT ASCENDING passes



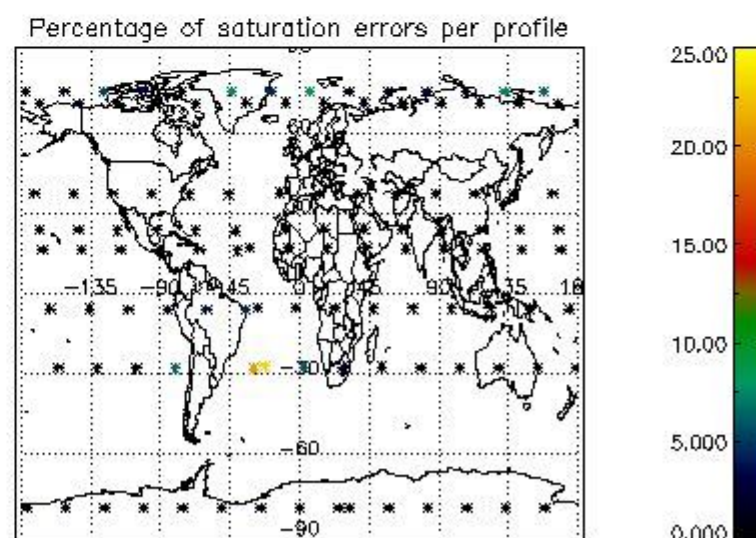
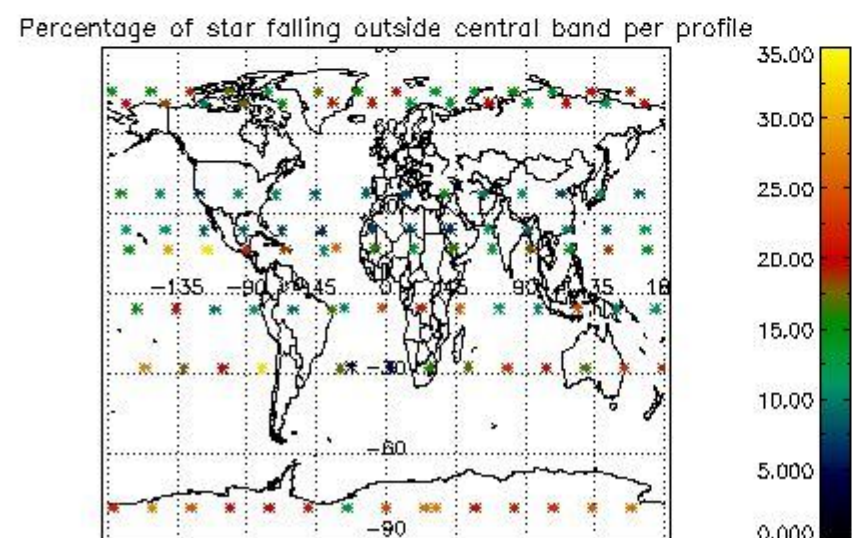
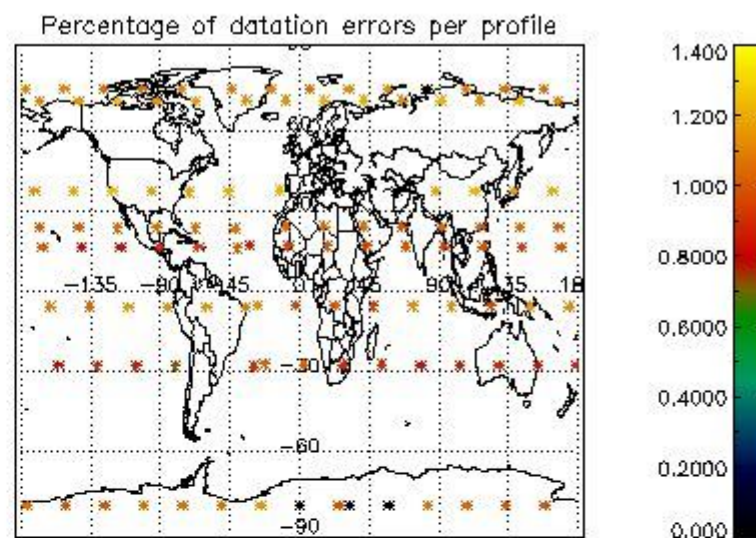
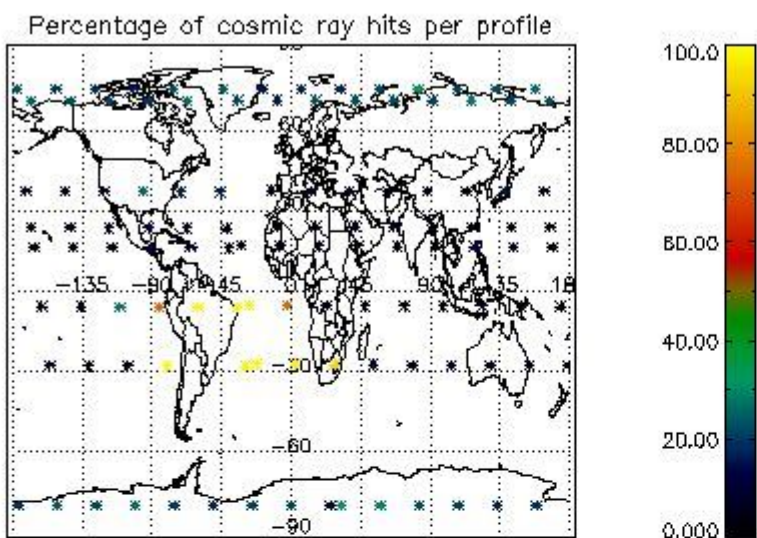


4.1.2 Plot level 1 quality information per product (time dependant): ENVI SAT DESCENDING passes

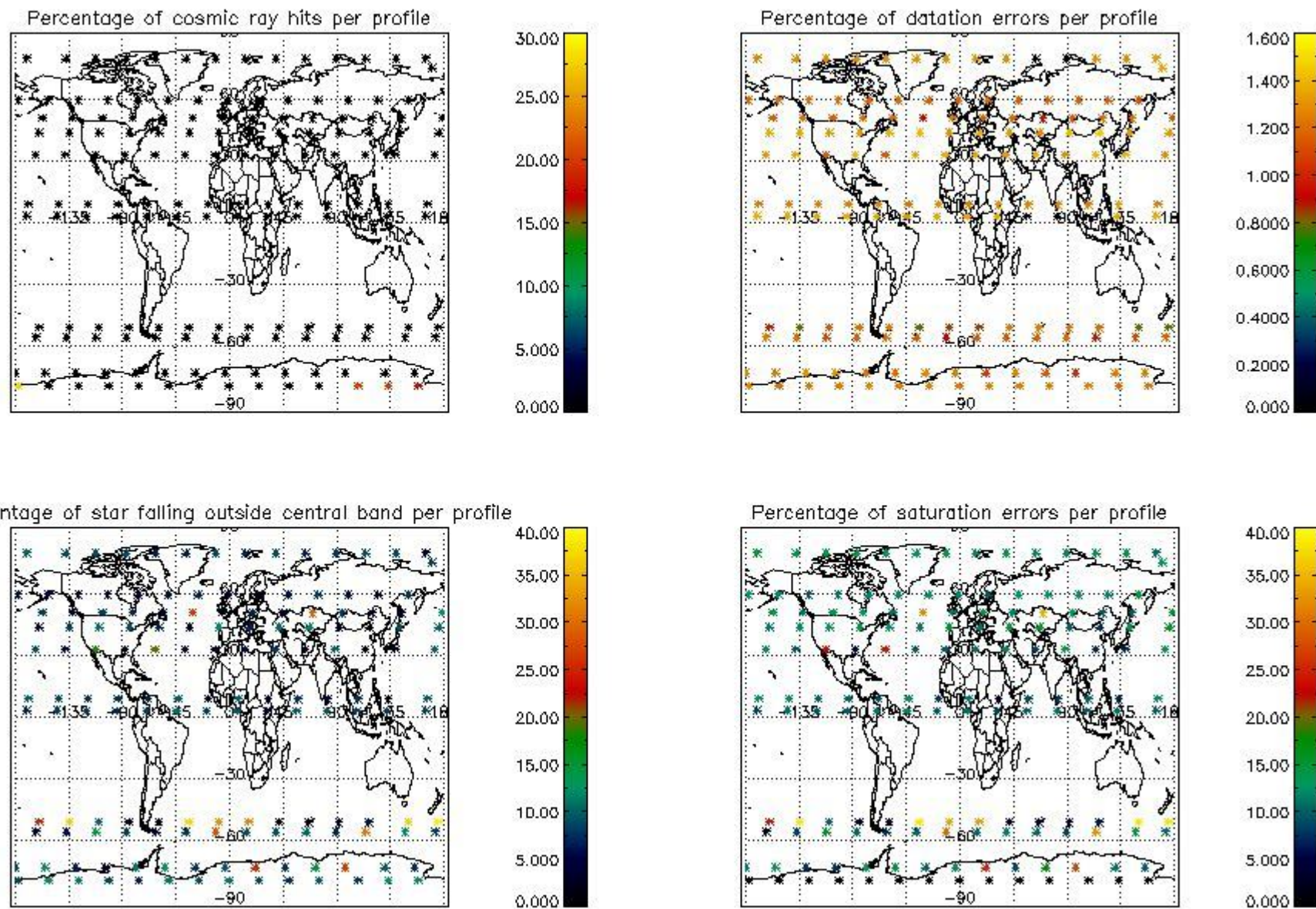


*4.2 Plot quality information per product coming from level 1b processing (world map)*

*4.2.1 Plot level 1 quality information per product (world map): ENVISAT ASCENDING passes*



4.2.2 Plot level 1 quality information per product (world map): ENVISAT DESCENDING passes



## 5. Trace gas profiles

### 5.1 Ozone statistics based on quality of products

The final quality of the products can be "measured" using the STD (Standard Deviation) attached to every point profile. This information is written to the parameter GOM\_NL\_\_2P/NL\_LOCAL\_SPECIES\_DENSITY/o3\_std of the level 2 products. The table below shows the statistics for given STD ranges.

The statistics are given with respect to the overall valid production:

- Products without fatal errors: GOM\_NL\_\_2P/MPH/PRODUCT\_ERR=0
- Valid point profile: GOM\_NL\_\_2P/NL\_LOCAL\_SPECIES\_DENSITY/pcd(0)=0

The 'Criteria' is applied to valid points of dark limb products:

- Products in dark limb illumination condition: GOM\_NL\_\_2P/NL\_SUMMARY\_QUALITY/obs\_ill\_cond=0
- Products without fatal errors: GOM\_NL\_\_2P/MPH/PRODUCT\_ERR=0
- Valid point profile: GOM\_NL\_\_2P/NL\_LOCAL\_SPECIES\_DENSITY/pcd(0)=0

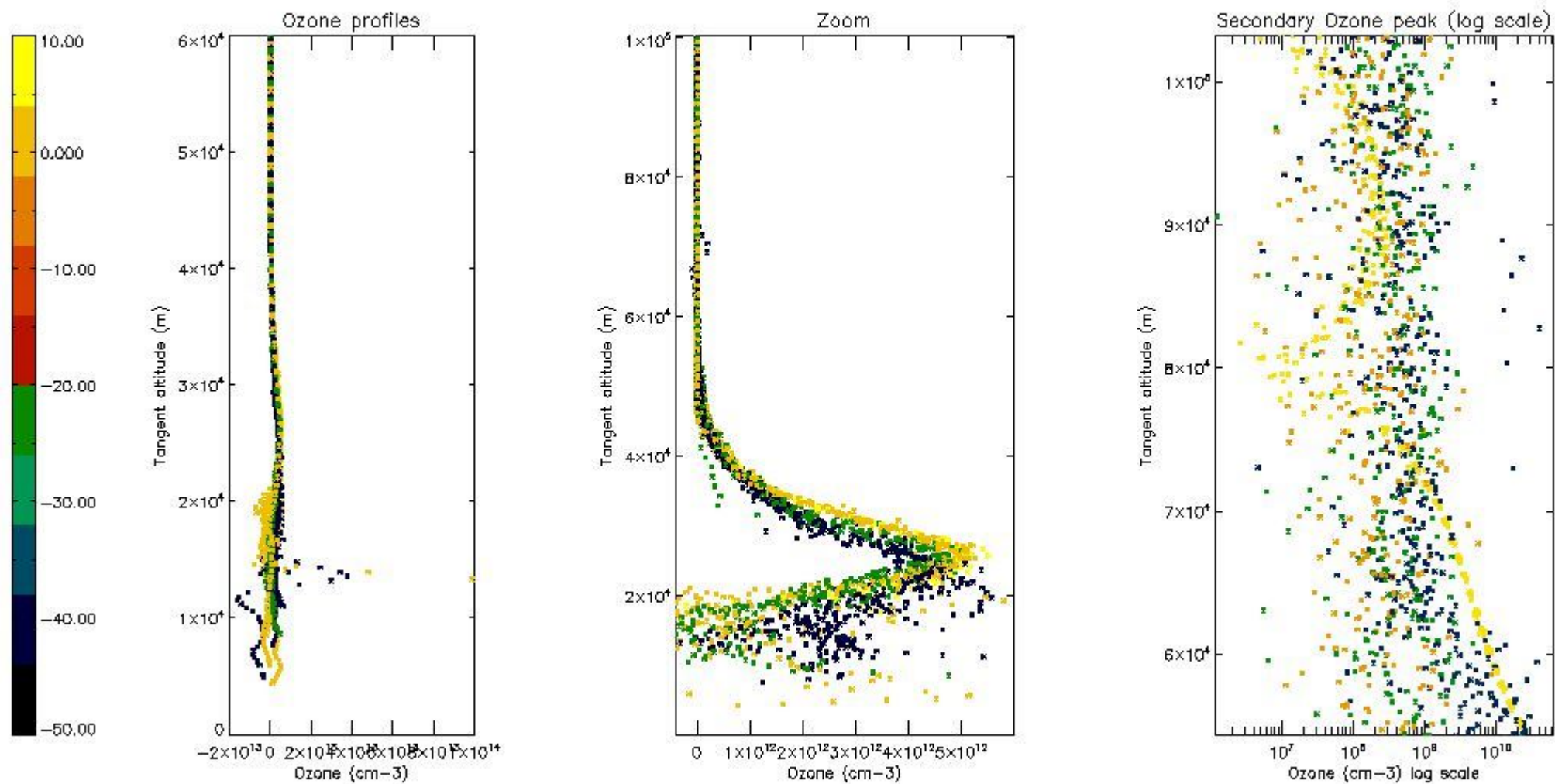
So, the table below shows the percentage of dark limb and valid observations for each criteria with respect to the overall valid daily observations.

Criteria	% of total production
All STD	23
STD < 20	8

STD < 10	5
STD < 5	2

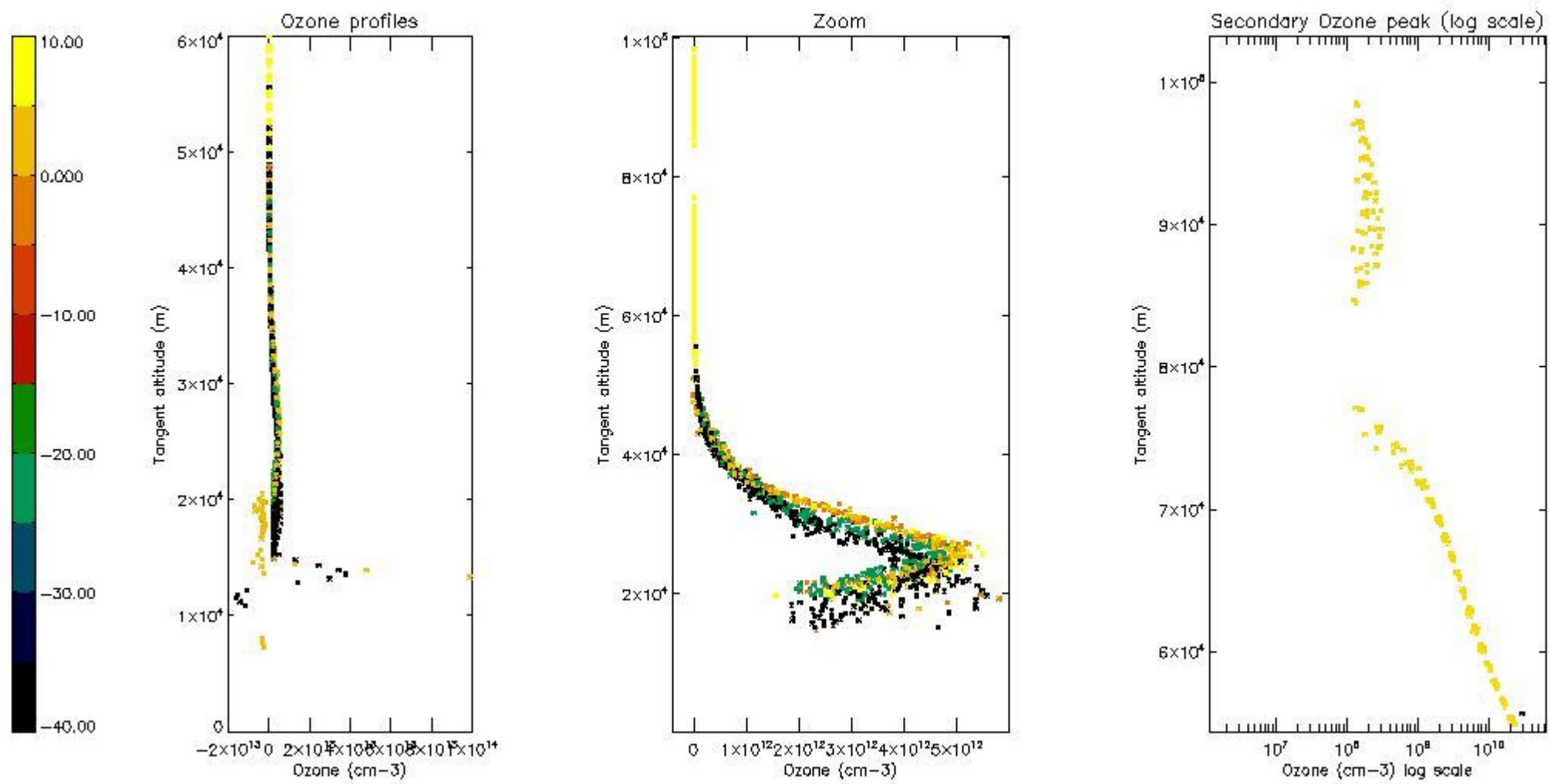
5.2 Plot ozone profiles for all STD (dark without errors)

The colorbar represents the latitude.



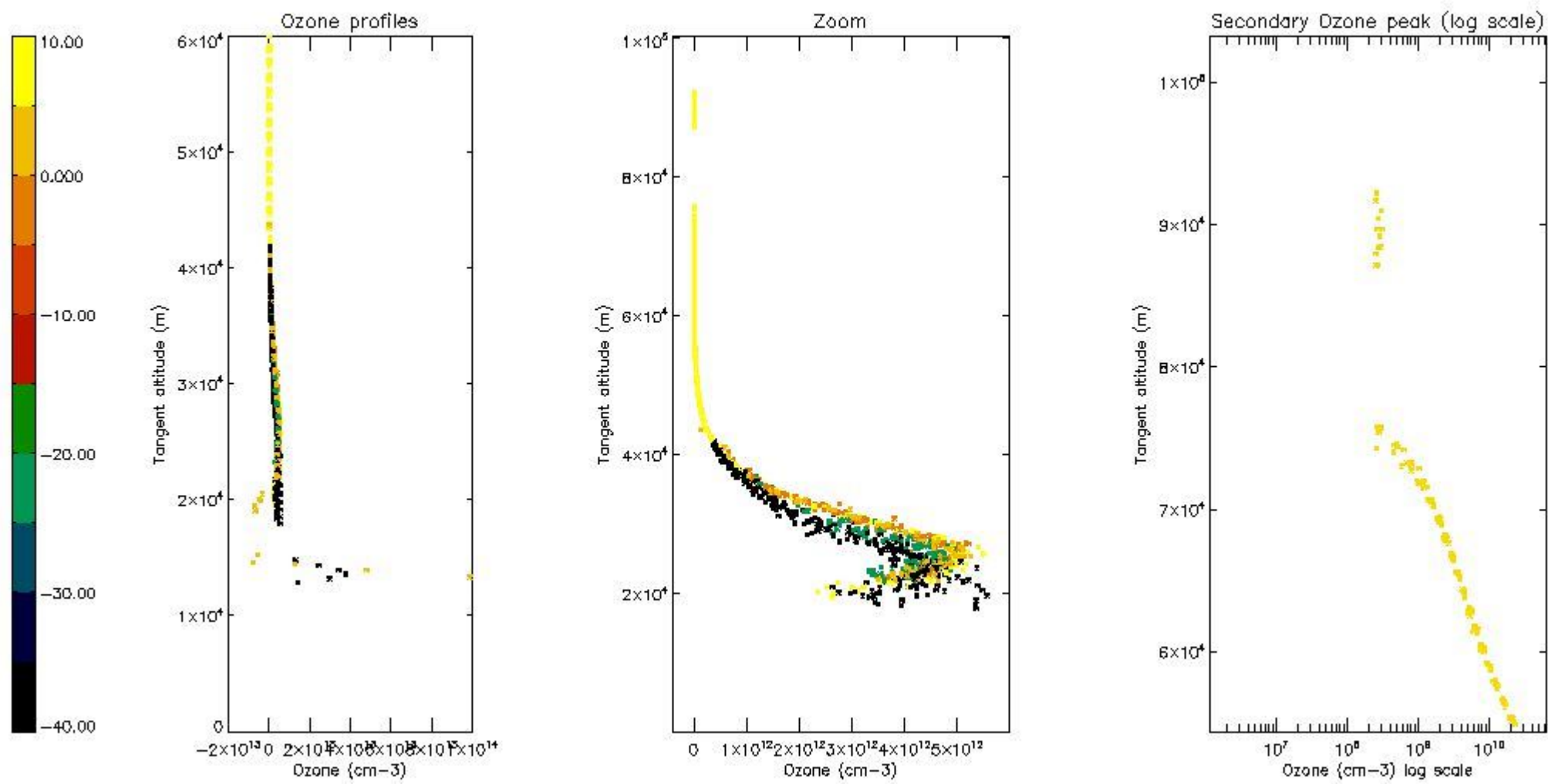
5.3 Plot ozone profiles where STD < 20% (dark without errors)

The colorbar represents the latitude.



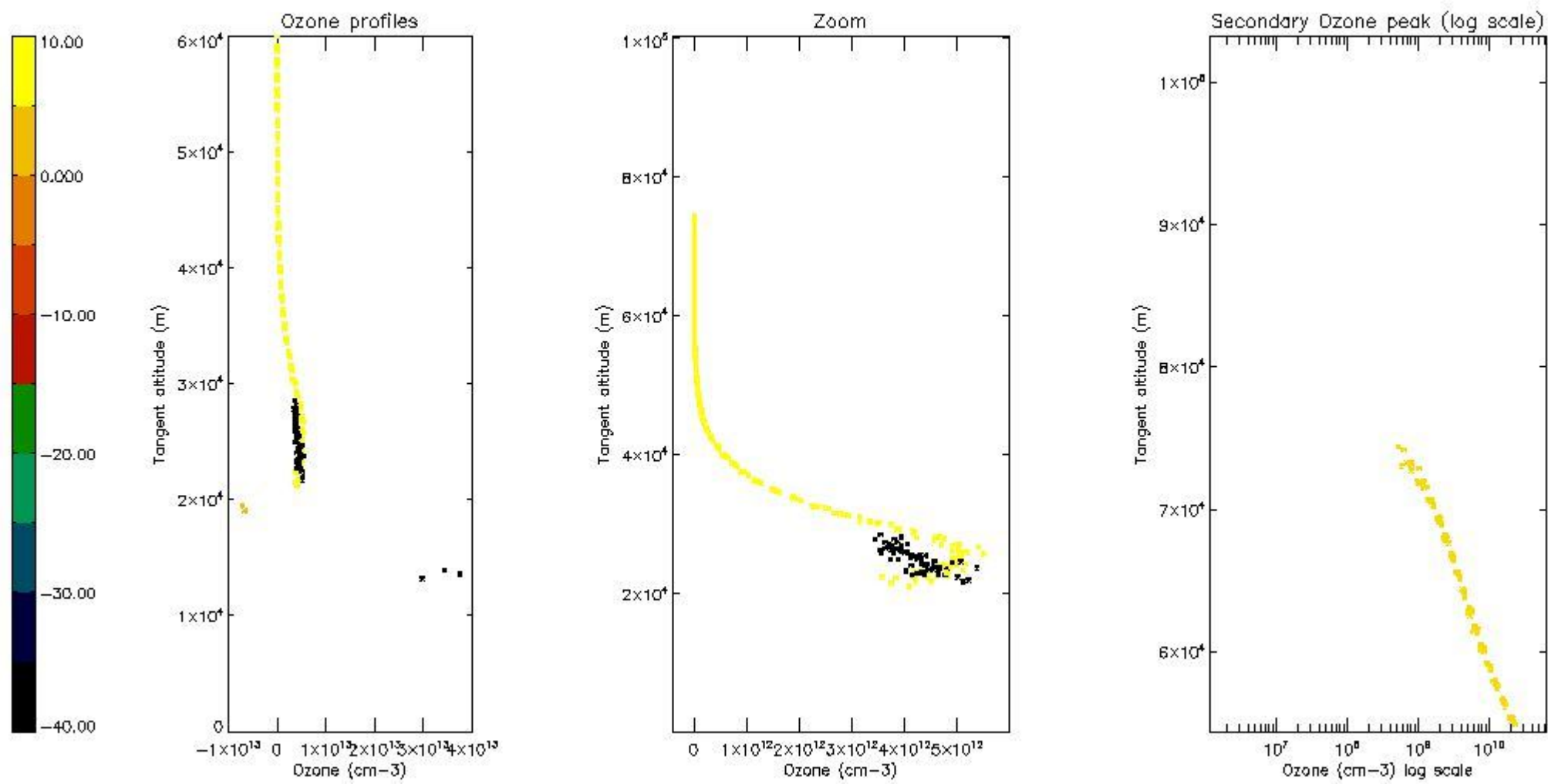
*5.4 Plot ozone profiles where STD < 10% (dark without errors)*

The colorbar represents the latitude.



*5.5 Plot ozone profiles where STD < 5% (dark without errors)*

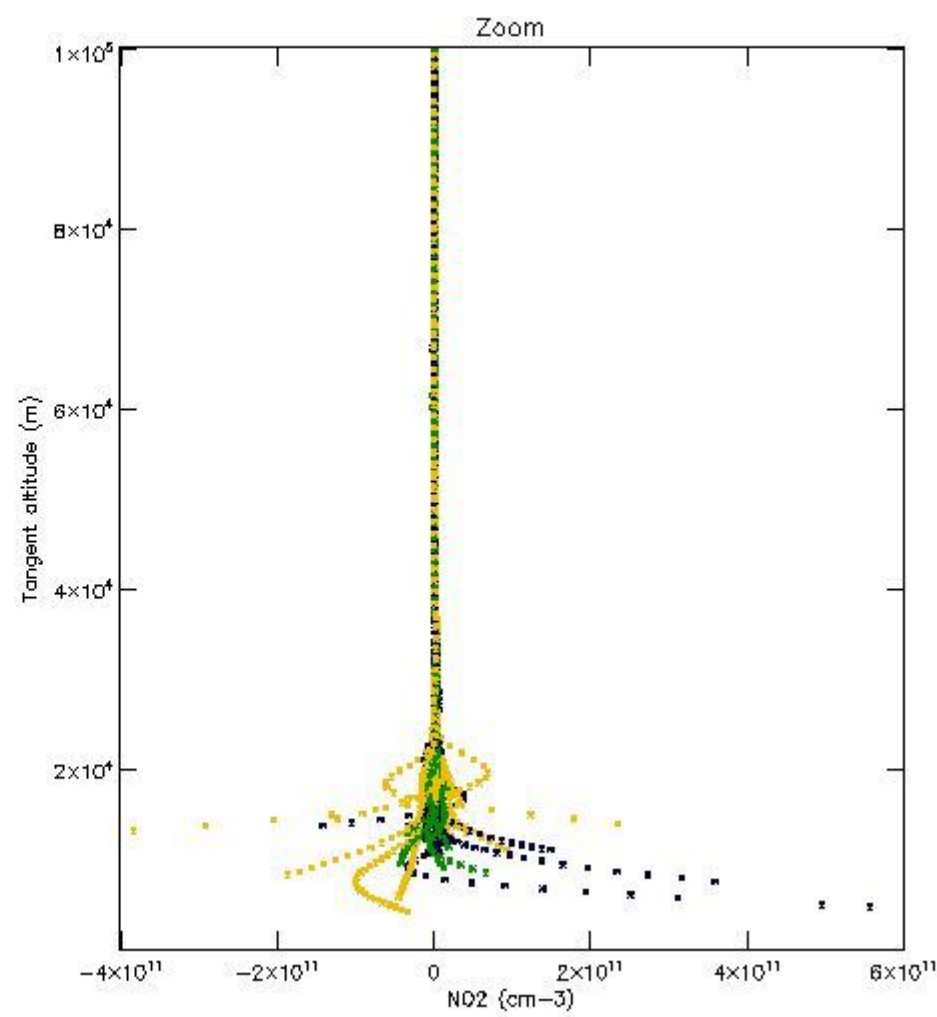
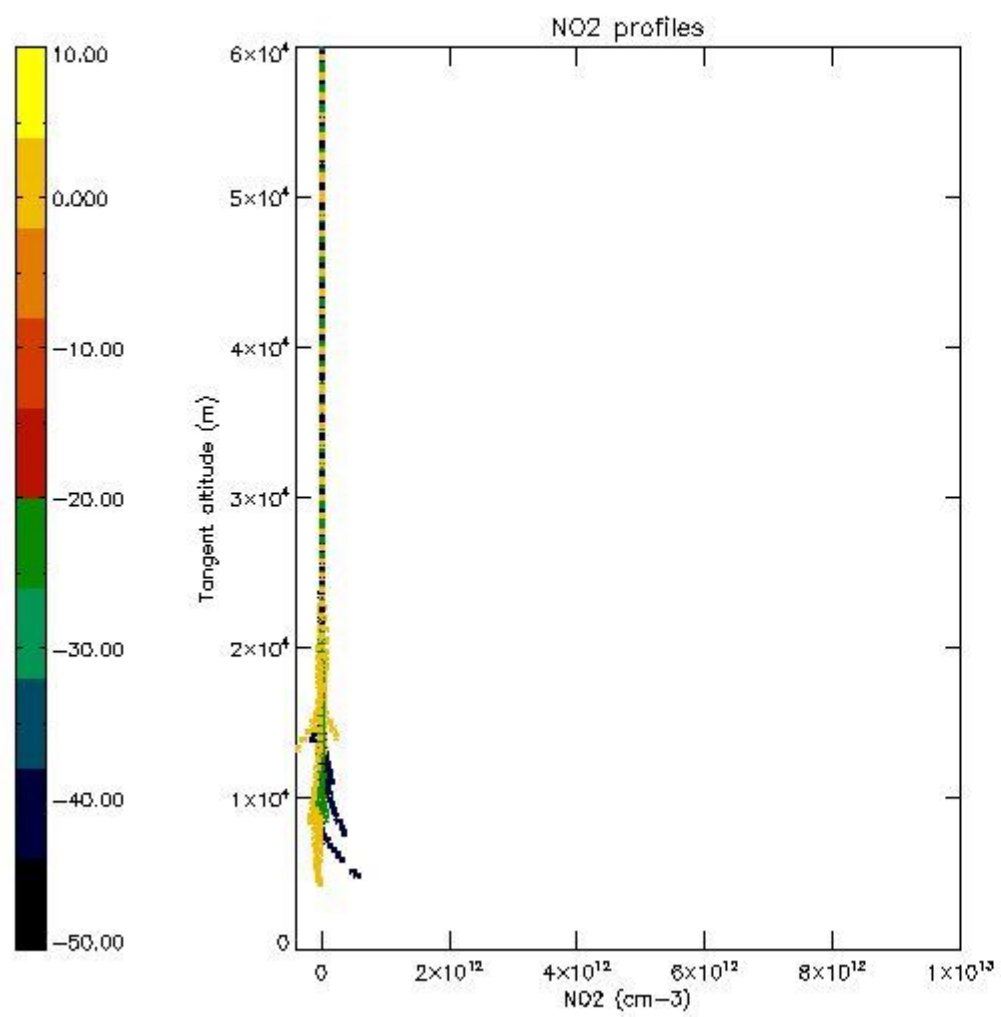
The colorbar represents the latitude.



*5.6 Plot NO<sub>2</sub> profiles for all STD (dark without errors)*

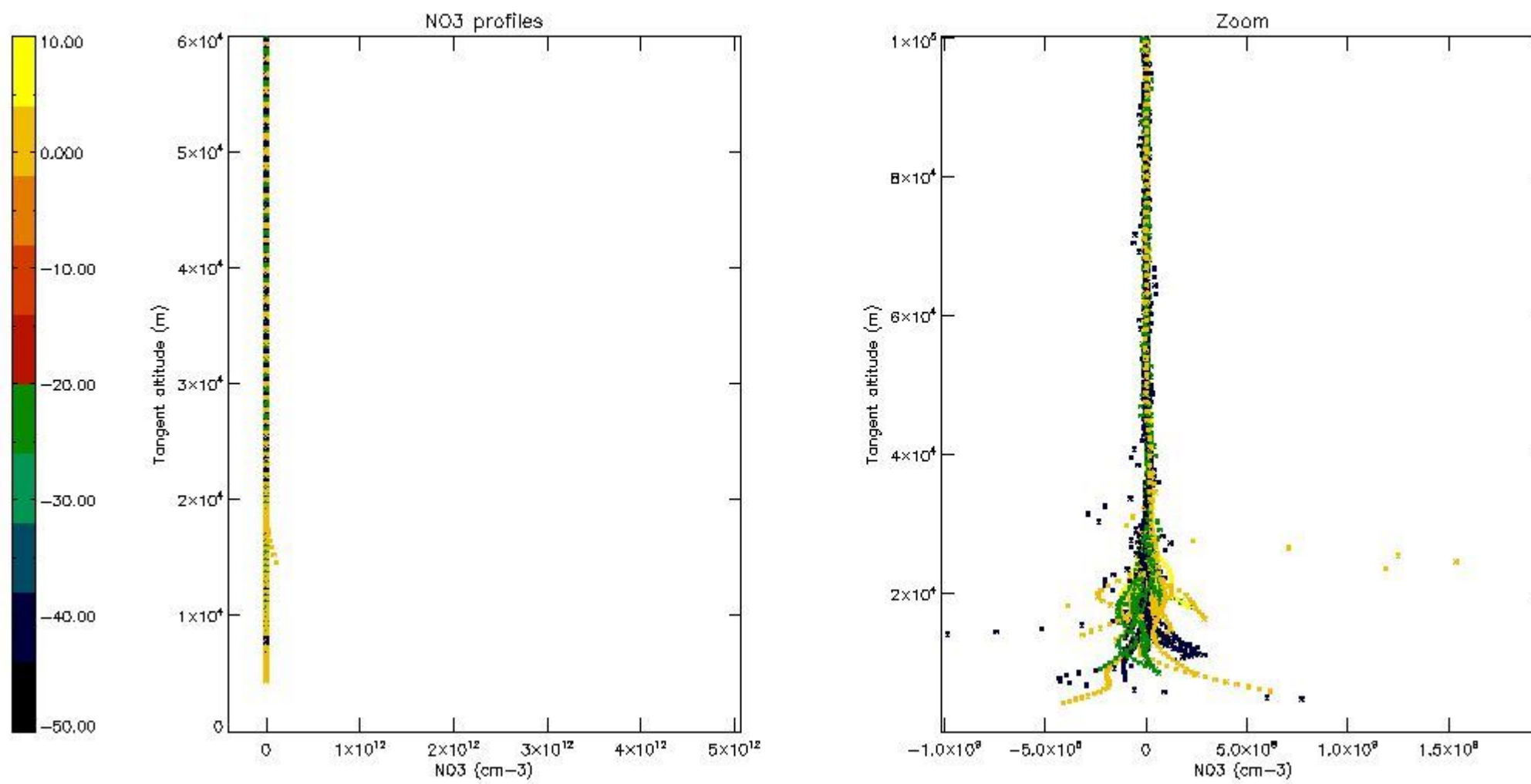
The colorbar represents the latitude.





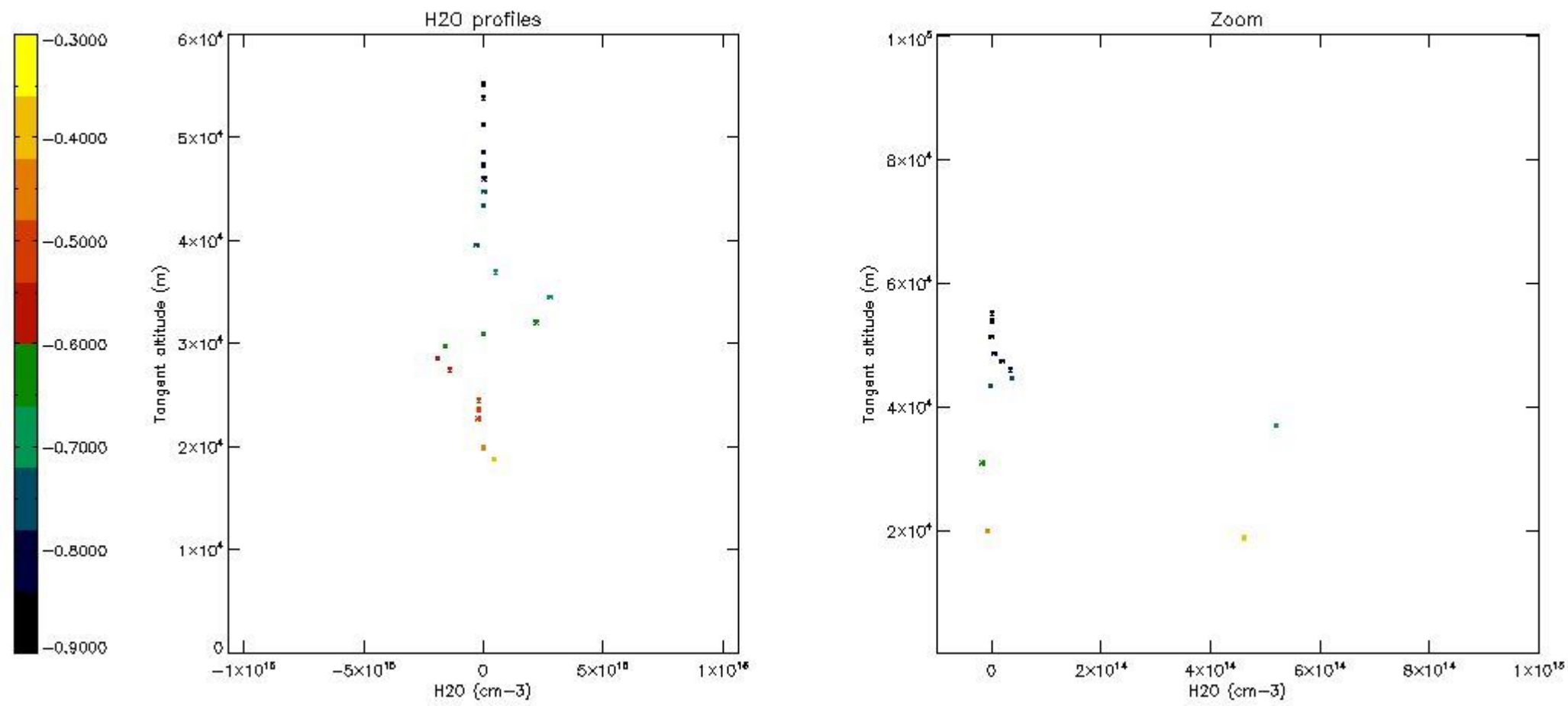
*5.7 Plot NO3 profiles for all STD (dark without errors)*

The colorbar represents the latitude.



5.8 Plot H<sub>2</sub>O profiles for all STD (only for occultations of stars 1,2,3,4,13,14,16,26,63 dark without errors)

The colorbar represents the latitude.



## 6. Auxiliary Data Files used for the production reported in section 2

The number reported in the third column indicates since which file (see list in section 2) the corresponding auxiliary file has been used. The fourth column is the date of those product files.

Type	Auxiliary Filename	Used since product	Used since product date
INST_PHYS_CHARACTERISTICS	GOM_INS_AXVIEC20091111_143220_20030716_120000_20500101_000000	1	16-JUN-2006 00:02:37
LEVEL-2_PROC_CONFIG	GOM_PR2_AXVIEC20091111_152718_20020301_000000_20500101_000000	1	16-JUN-2006 00:02:37
CROSS_SECTIONS_FILE	GOM_CRS_AXVIEC20091111_154832_20020301_000000_20500101_000000	1	16-JUN-2006 00:02:37

# GOMOS Level 2 Daily Report

## SUMMARY

### [1. General Info](#)

### [2. Summary of processed GOM\\_NL\\_2P products](#)

### [3. Level 2 Quality information per product](#)

#### [3.1 Plot of level 2 quality information per product \(time dependant\)](#)

#### [3.2 Plot of level 2 quality information per product \(world map\)](#)

### [4. Level 1 Quality information per product \(stored on level 2 products\)](#)

#### [4.1 Plot of level 1 quality information per product \(time dependant\)](#)

##### [4.1.1 Plot of level 1 quality information per product \(time dependant\): ASCENDING](#)

##### [4.1.2 Plot of level 1 quality information per product \(time dependant\): DESCENDING](#)

#### [4.2 Plot of level 1 quality information per product \(world map\)](#)

##### [4.2.1 Plot of level 1 quality information per product \(world map\): ASCENDING](#)

##### [4.2.2 Plot of level 1 quality information per product \(world map\): DESCENDING](#)

### [5. Ozone profiles based on quality statistics and other trace gas profiles](#)

#### [5.1 Ozone statistics based on quality of products](#)

#### [5.2 Plot ozone profiles for all STD \(dark without errors\)](#)

#### [5.3 Plot ozone profiles where STD < 20% \(dark without errors\)](#)

#### [5.4. Plot ozone profiles where STD < 10% \(dark without errors\)](#)

#### [5.5. Plot ozone profiles where STD < 5% \(dark without errors\)](#)

#### [5.6 Plot NO2 profiles for all STD \(dark without errors\)](#)

#### [5.7 Plot NO3 profiles for all STD \(dark without errors\)](#)

#### [5.8 Plot H2O profiles \(only for occultations of stars 1,2,3,4,13,14,16,26,63 dark without errors\) for all STD](#)

### [6. Auxiliary Data Files used for the production reported in section 2](#)

This report presents the daily analysis on parameters extracted from GOMOS level 2 data (GOM\_NL\_\_2P). It is intended to monitor some important parameters that will impact the quality of these products. A list of level 2 products (and content) that have arrived during the reporting day to the PCF is also given.

Item	Value
Time of report generation	23APR2013 23:54:30
Data source version	GOMOS/6.01
Start time of products	16-06-2006 (16JUN2006 00:00:00)
Stop time of products	17-06-2006 (17JUN2006 00:00:00)
Store outputs in DB	Yes
Nb of level 2 prods	271
Nb of prods with errors	1

## 2. Summary of processed GOM\_NL\_\_2P products.

Nr	Filename	UTC Start time	Limb	Duration	Star Id	Star Name	Star Mag	Star Temp	Nb Meas	Orbit	Prod. error
1	GOM_NL__2PRFIN20060616_000237_000000522048_00345_22443_9164.N1	16-JUN-2006 00:02:37	Twilight	51.500	50	13Alp Ari	2.0070	4250.0	103	22443	No
2	GOM_NL__2PRFIN20060616_001820_000000562048_00345_22443_9165.N1	16-JUN-2006 00:18:20	Dark	55.500	52	16Bet Cet	2.0370	4500.0	111	22443	No
3	GOM_NL__2PRFIN20060616_002432_000000462048_00345_22443_9166.N1	16-JUN-2006 00:24:32	Dark	46.000	84	Alp Phe	2.3970	4500.0	92	22443	No
4	GOM_NL__2PRFIN20060616_003045_000000492048_00346_22444_9146.N1	16-JUN-2006 00:30:45	Dark	49.000	63	Bet Gru	2.1500	2800.0	98	22444	No
5	GOM_NL__2PRFIN20060616_003249_000000472048_00346_22444_9147.N1	16-JUN-2006 00:32:49	Dark	47.000	31	Alp Gru	1.7340	15200.	94	22444	No
6	GOM_NL__2PRFIN20060616_003639_000000422048_00346_22444_9148.N1	16-JUN-2006 00:36:39	Straylight	41.500	45	Alp Pav	1.9400	26000.	83	22444	No
7	GOM_NL__2PRFIN20060616_004631_000000432048_00346_22444_9149.N1	16-JUN-2006 00:46:31	Twilight_and_stray	42.500	25	35Lam Sco	1.6200	28000.	85	22444	No
8	GOM_NL__2PRFIN20060616_004754_000000452048_00346_22444_9150.N1	16-JUN-2006 00:47:54	Twilight_and_stray	44.500	167	10Gam2Sgr	2.9840	4500.0	89	22444	No
9	GOM_NL__2PRFIN20060616_005307_000000402048_00346_22444_9151.N1	16-JUN-2006 00:53:07	Bright	39.500	86	35Eta Oph	2.4300	10200.	79	22444	No
10	GOM_NL__2PRFIN20060616_005451_000000372048_00346_22444_9152.N1	16-JUN-2006 00:54:51	Bright	37.000	98	13Zet Oph	2.5710	30000.	74	22444	No
11	GOM_NL__2PRFIN20060616_005940_000000452048_00346_22444_9153.N1	16-JUN-2006 00:59:40	Bright	44.500	126	60Bet Oph	2.7700	4250.0	89	22444	No
12	GOM_NL__2PRFIN20060616_010211_000000422048_00346_22444_9154.N1	16-JUN-2006 01:02:11	Bright	41.500	59	55Alp Oph	2.0800	8900.0	83	22444	No
13	GOM_NL__2PRFIN20060616_010410_000000382048_00346_22444_9155.N1	16-JUN-2006 01:04:10	Bright	38.000	127	27Bet Her	2.7810	4700.0	76	22444	No
14	GOM_NL__2PRFIN20060616_010712_000000362048_00346_22444_9156.N1	16-JUN-2006 01:07:12	Bright	35.500	133	40Zet Her	2.8070	6000.0	71	22444	No
15	GOM_NL__2PRFIN20060616_011401_000000382048_00346_22444_9157.N1	16-JUN-2006 01:14:01	Bright	37.500	130	23Bet Dra	2.7990	5800.0	75	22444	No
16	GOM_NL__2PRFIN20060616_011534_000000372048_00346_22444_9158.N1	16-JUN-2006 01:15:34	Bright	37.000	119	14Eta Dra	2.7270	4700.0	74	22444	No
17	GOM_NL__2PRFIN20060616_013052_000000422048_00346_22444_9159.N1	16-JUN-2006 01:30:52	Bright	42.000	74	11Bet Cas	2.2680	6600.0	84	22444	No
18	GOM_NL__2PRFIN20060616_013214_000000572048_00346_22444_9160.N1	16-JUN-2006 01:32:14	Bright	57.000	68	18Alp Cas	2.2250	4500.0	114	22444	No
19	GOM_NL__2PRFIN20060616_013723_000000492048_00346_22444_9161.N1	16-JUN-2006 01:37:23	Bright	49.000	73	57Gam1And	2.2600	13100.	98	22444	No
20	GOM_NL__2PRFIN20060616_013938_000000412048_00346_22444_9162.N1	16-JUN-2006 01:39:38	Bright	40.500	173	4Bet Tri	3.0040	8900.0	81	22444	No
21	GOM_NL__2PRFIN20060616_014314_000000492048_00346_22444_9163.N1	16-JUN-2006 01:43:14	Twilight	48.500	50	13Alp Ari	2.0070	4250.0	97	22444	No
22	GOM_NL__2PRFIN20060616_020509_000000442048_00346_22444_9164.N1	16-JUN-2006 02:05:09	Dark	44.000	84	Alp Phe	2.3970	4500.0	88	22444	No
23	GOM_NL__2PRFIN20060616_021122_000000542048_00347_22445_9146.N1	16-JUN-2006 02:11:22	Dark	53.500	63	Bet Gru	2.1500	2800.0	107	22445	No
24	GOM_NL__2PRFIN20060616_021325_000000482048_00347_22445_9147.N1	16-JUN-2006 02:13:25	Dark	48.000	31	Alp Gru	1.7340	15200.	96	22445	No
25	GOM_NL__2PRFIN20060616_021715_000000432048_00347_22445_9148.N1	16-JUN-2006 02:17:15	Straylight	42.500	45	Alp Pav	1.9400	26000.	85	22445	No
26	GOM_NL__2PRFIN20060616_022707_000000442048_00347_22445_9149.N1	16-JUN-2006 02:27:07	Twilight_and_stray	43.500	25	35Lam Sco	1.6200	28000.	87	22445	No
27	GOM_NL__2PRFIN20060616_022831_000000472048_00347_22445_9150.N1	16-JUN-2006 02:28:31	Twilight_and_stray	47.000	167	10Gam2Sgr	2.9840	4500.0	94	22445	No
28	GOM_NL__2PRFIN20060616_023343_000000382048_00347_22445_9151.N1	16-JUN-2006 02:33:43	Bright	37.500	86	35Eta Oph	2.4300	10200.	75	22445	No
29	GOM_NL__2PRFIN20060616_023534_000000302048_00347_22445_9152.N1	16-JUN-2006 02:35:34	Dark	30.000	98	13Zet Oph	2.5710	30000.	60	22445	Yes
30	GOM_NL__2PRFIN20060616_024016_000000432048_00347_22445_9153.N1	16-JUN-2006 02:40:16	Bright	43.000	126	60Bet Oph	2.7700	4250.0	86	22445	No
31	GOM_NL__2PRFIN20060616_024247_000000422048_00347_22445_9154.N1	16-JUN-2006 02:42:47	Bright	41.500	59	55Alp Oph	2.0800	8900.0	83	22445	No
32	GOM_NL__2PRFIN20060616_024446_000000352048_00347_22445_9155.N1	16-JUN-2006 02:44:46	Bright	34.500	127	27Bet Her	2.7810	4700.0	69	22445	No
33	GOM_NL__2PRFIN20060616_024748_000000362048_00347_22445_9156.N1	16-JUN-2006 02:47:48	Bright	35.500	133	40Zet Her	2.8070	6000.0	71	22445	No
34	GOM_NL__2PRFIN20060616_025436_000000402048_00347_22445_9157.N1	16-JUN-2006 02:54:36	Bright	40.000	130	23Bet Dra	2.7990	5800.0	80	22445	No
35	GOM_NL__2PRFIN20060616_025610_000000372048_00347_22445_9158.N1	16-JUN-2006 02:56:10	Bright	36.500	119	14Eta Dra	2.7270	4700.0	73	22445	No
36	GOM_NL__2PRFIN20060616_031127_000000422048_00347_22445_9159.N1	16-JUN-2006 03:11:27	Bright	41.500	74	11Bet Cas	2.2680	6600.0	83	22445	No
37	GOM_NL__2PRFIN20060616_031250_000000432048_00347_22445_9160.N1	16-JUN-2006 03:12:50	Bright	42.500	68	18Alp Cas	2.2250	4500.0	85	22445	No
38	GOM_NL__2PRFIN20060616_031759_000000442048_00347_22445_9161.N1	16-JUN-2006 03:17:59	Bright	43.500	73	57Gam1And	2.2600	13100.	87	22445	No
39	GOM_NL__2PRFIN20060616_032014_000000402048_00347_22445_9162.N1	16-JUN-2006 03:20:14	Bright	40.000	173	4Bet Tri	3.0040	8900.0	80	22445	No
40	GOM_NL__2PRFIN20060616_032350_000000442048_00347_22445_9163.N1	16-JUN-2006 03:23:50	Twilight	43.500	50	13Alp Ari	2.0070	4250.0	87	22445	No
41	GOM_NL__2PRFIN20060616_033933_000000702048_00347_22445_9164.N1	16-JUN-2006 03:39:33	Dark	69.500	52	16Bet Cet	2.0370	4500.0	139	22445	No
42	GOM_NL__2PRFIN20060616_034546_000000442048_00347_22445_9165.N1	16-JUN-2006 03:45:46	Dark	44.000	84	Alp Phe	2.3970	4500.0	88	22445	No



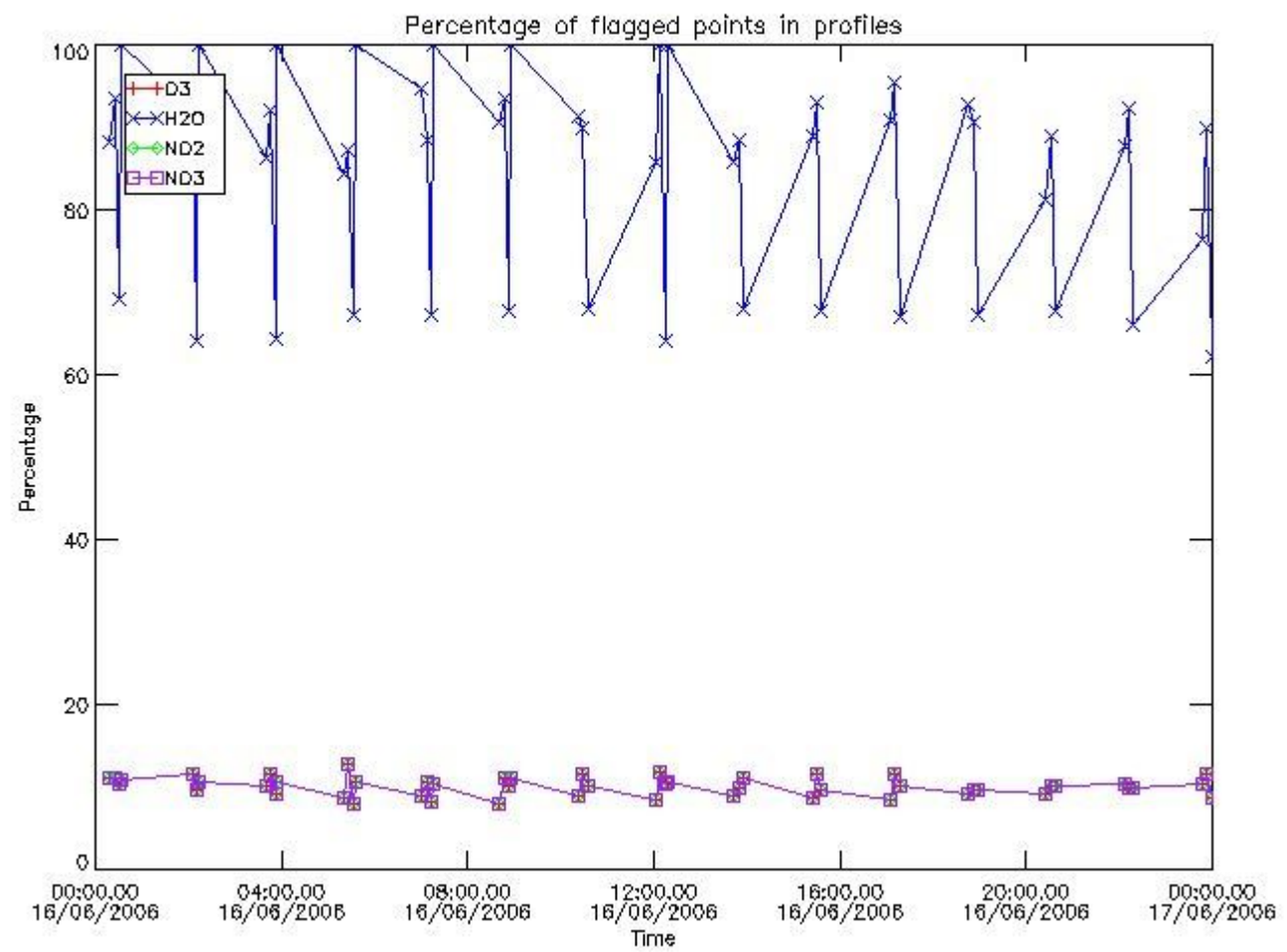






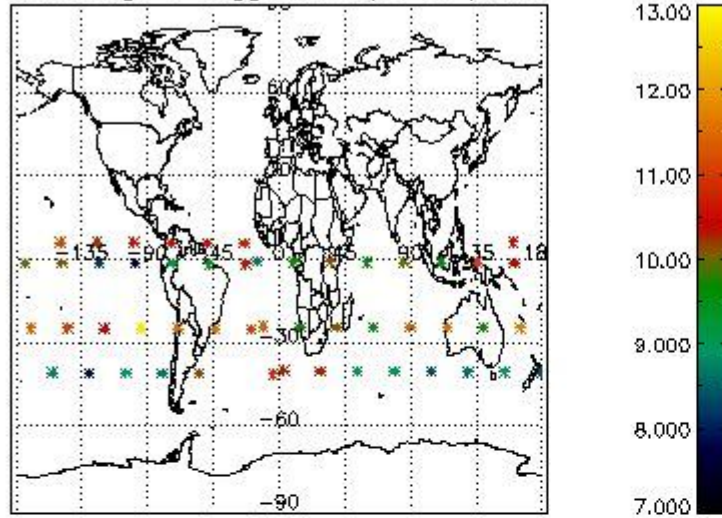


3.1 Plot quality information per product (time dependant)

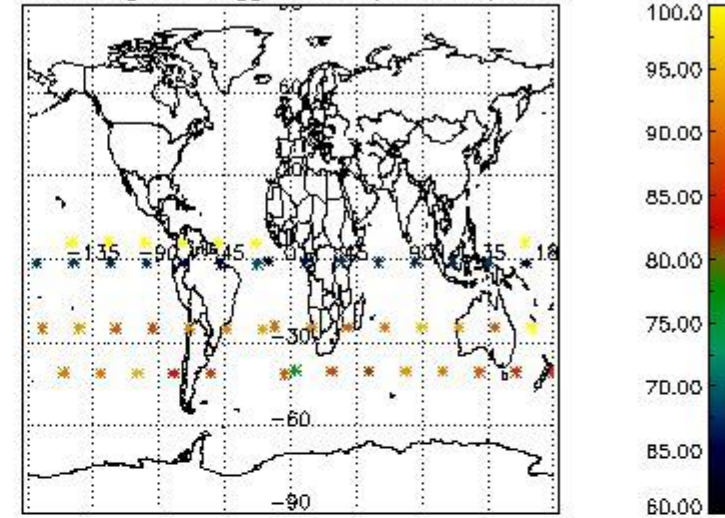


3.2 Plot quality information per product (world map)

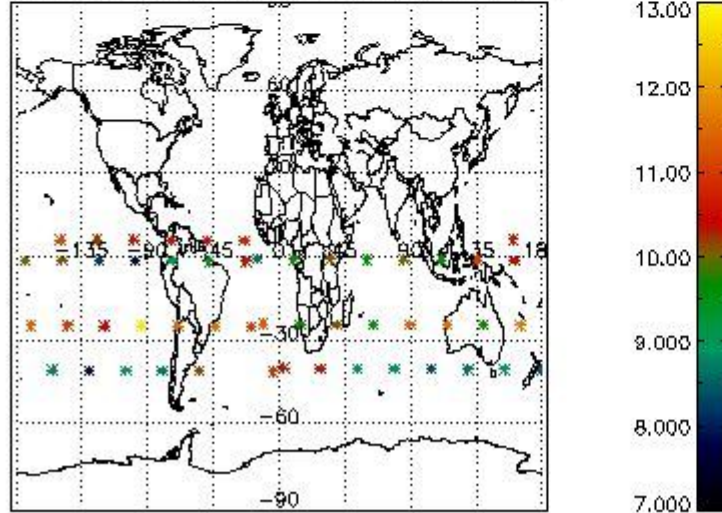
Percentage of flagged data per O3 profile



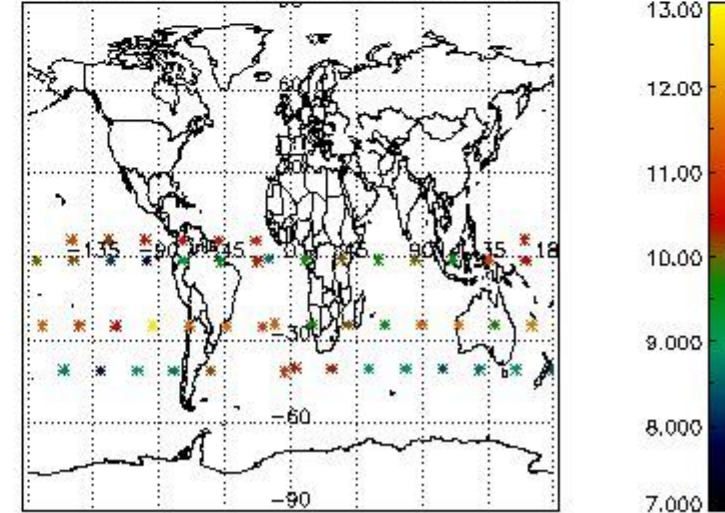
Percentage of flagged data per H2O profile



Percentage of flagged data per NO2 profile



Percentage of flagged data per NO3 profile

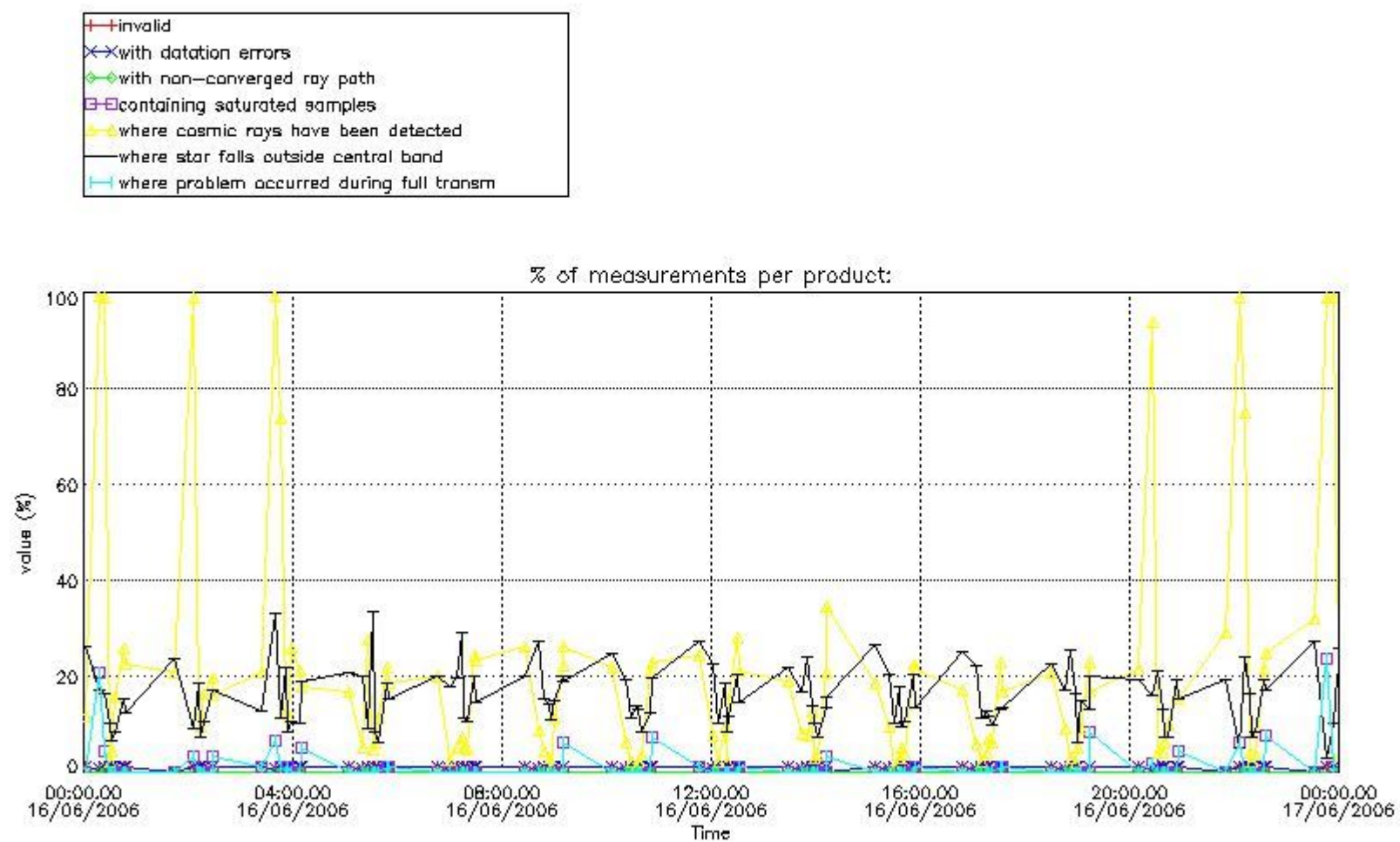


#### 4. Level 1 quality information per product

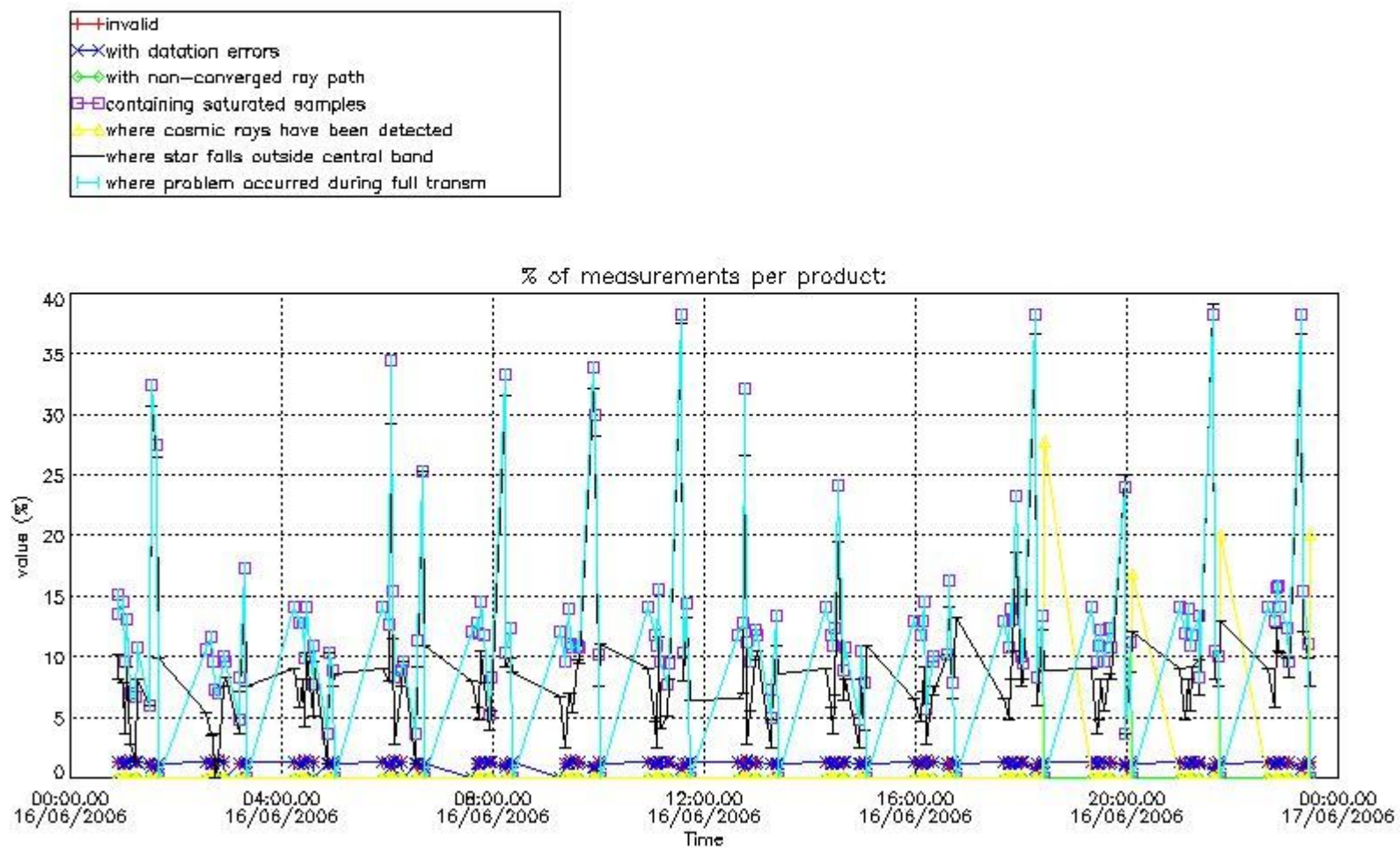
In this section it is plotted some information contained in the Quality Summary data set of the level 2 products that comes from the level 1b processing. Products without errors (error flag in the MPH set to "0") are used.

##### 4.1 Plot quality information per product (time dependant) coming from level 1b processing

###### 4.1.1 Plot level 1 quality information per product (time dependant): ENVISAT ASCENDING passes

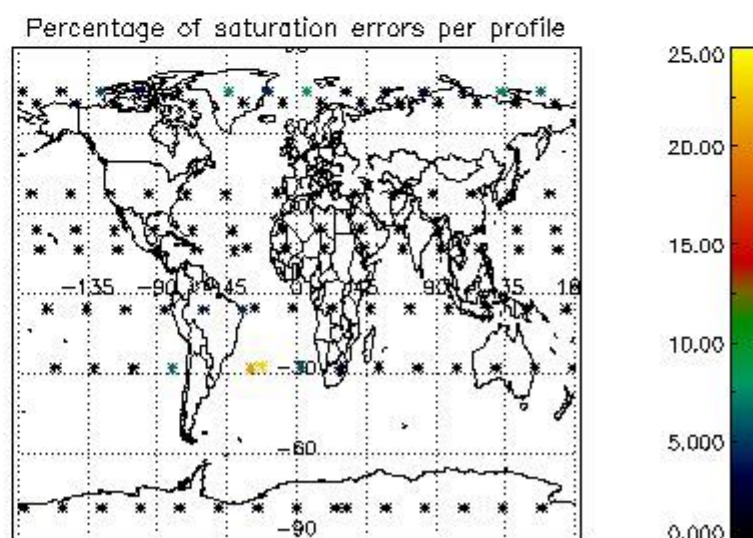
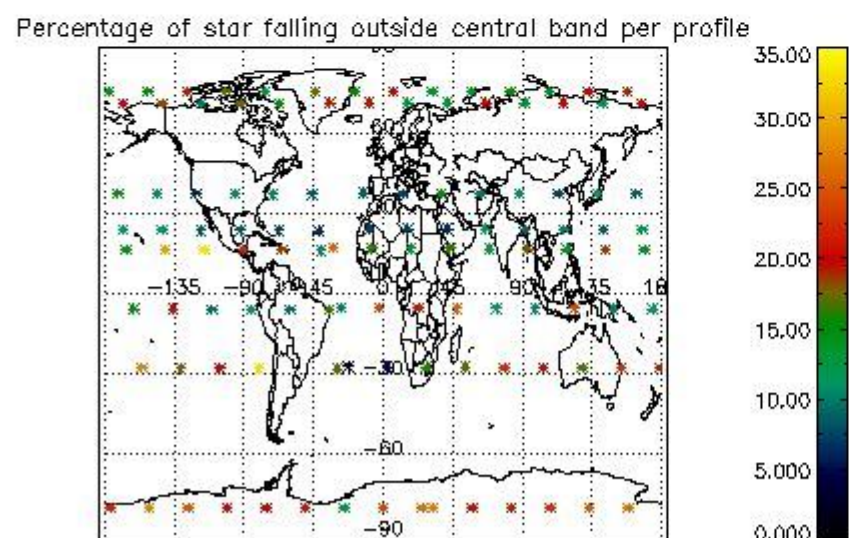
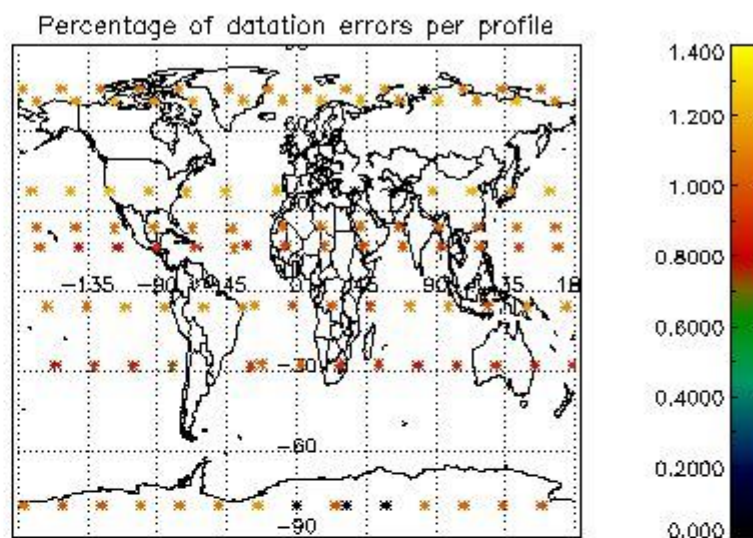
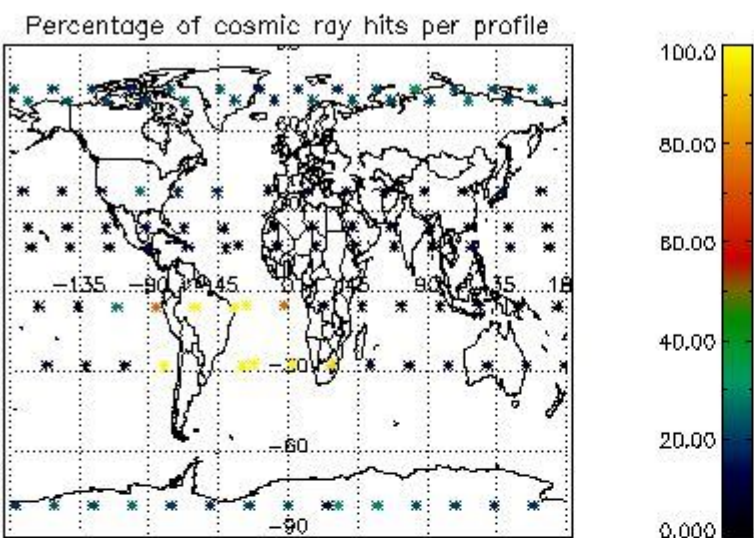


4.1.2 Plot level 1 quality information per product (time dependant): ENVI SAT DESCENDING passes

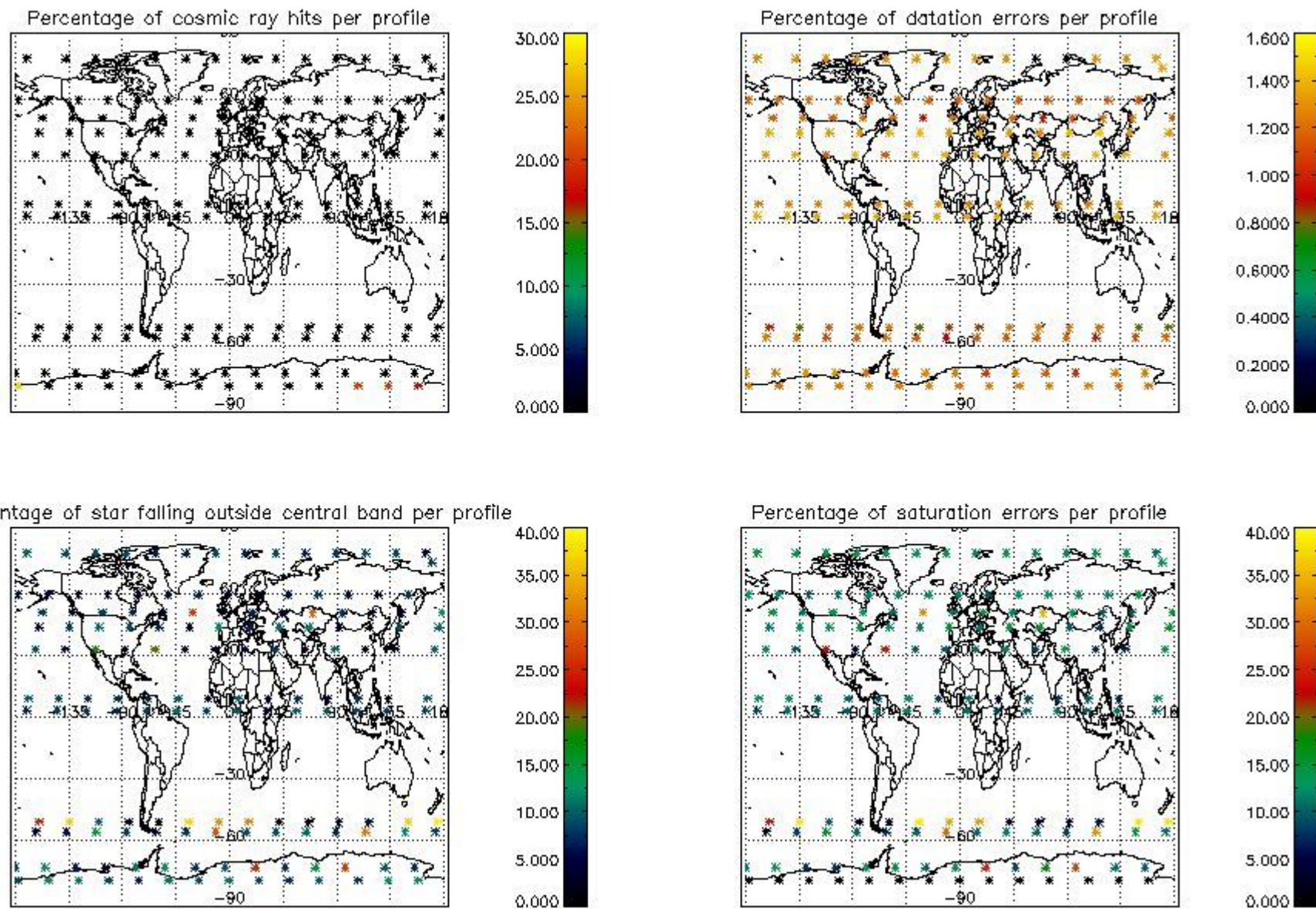


*4.2 Plot quality information per product coming from level 1b processing (world map)*

*4.2.1 Plot level 1 quality information per product (world map): ENVISAT ASCENDING passes*



4.2.2 Plot level 1 quality information per product (world map): ENVISAT DESCENDING passes



## 5. Trace gas profiles

### 5.1 Ozone statistics based on quality of products

The final quality of the products can be "measured" using the STD (Standard Deviation) attached to every point profile. This information is written to the parameter GOM\_NL\_\_2P/NL\_LOCAL\_SPECIES\_DENSITY/o3\_std of the level 2 products. The table below shows the statistics for given STD ranges.

The statistics are given with respect to the overall valid production:

- Products without fatal errors: GOM\_NL\_\_2P/MPH/PRODUCT\_ERR=0
- Valid point profile: GOM\_NL\_\_2P/NL\_LOCAL\_SPECIES\_DENSITY/pcd(0)=0

The 'Criteria' is applied to valid points of dark limb products:

- Products in dark limb illumination condition: GOM\_NL\_\_2P/NL\_SUMMARY\_QUALITY/obs\_ill\_cond=0
- Products without fatal errors: GOM\_NL\_\_2P/MPH/PRODUCT\_ERR=0
- Valid point profile: GOM\_NL\_\_2P/NL\_LOCAL\_SPECIES\_DENSITY/pcd(0)=0

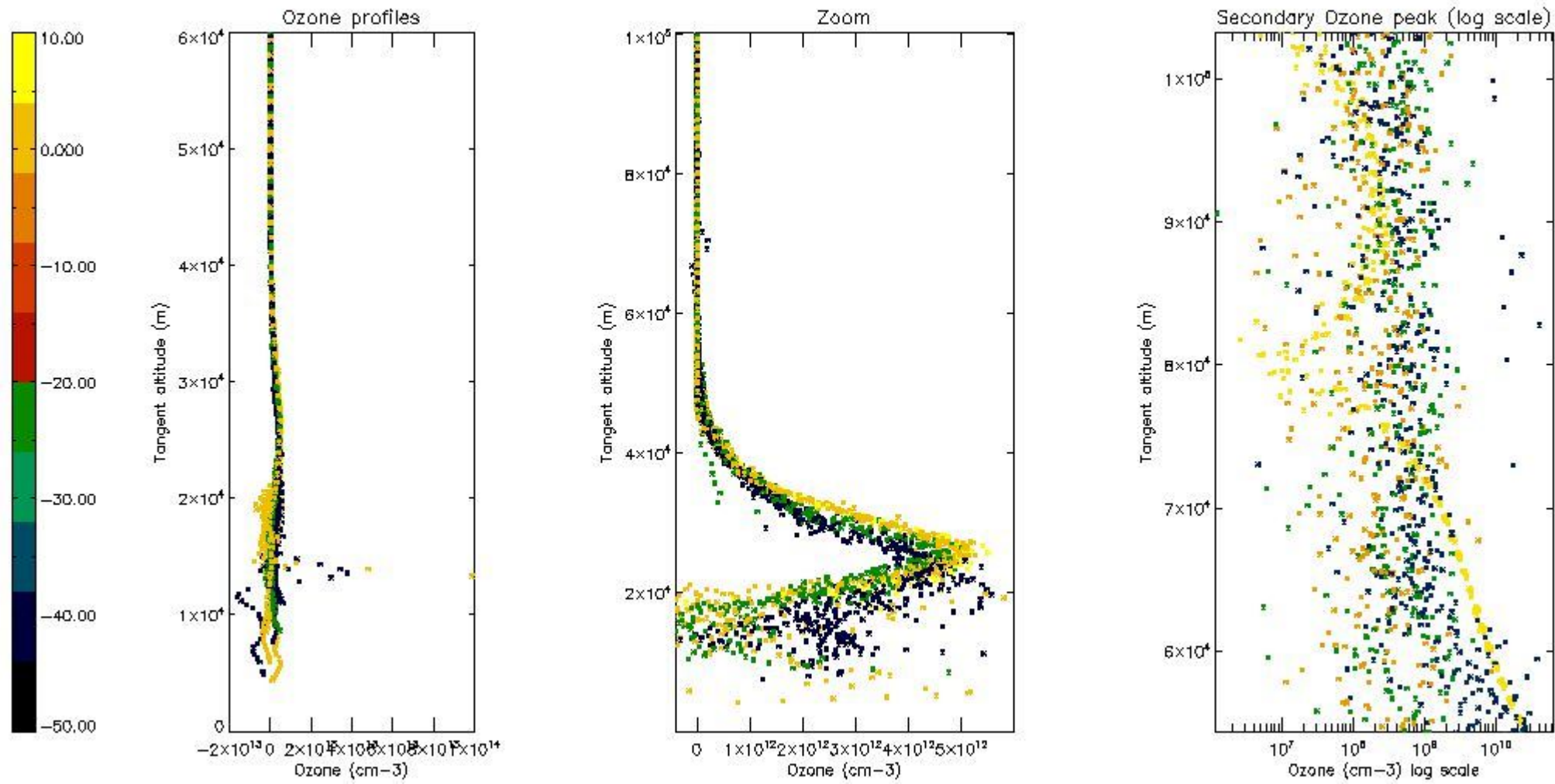
So, the table below shows the percentage of dark limb and valid observations for each criteria with respect to the overall valid daily observations.

Criteria	% of total production
All STD	23
STD < 20	8

STD < 10	5
STD < 5	2

5.2 Plot ozone profiles for all STD (dark without errors)

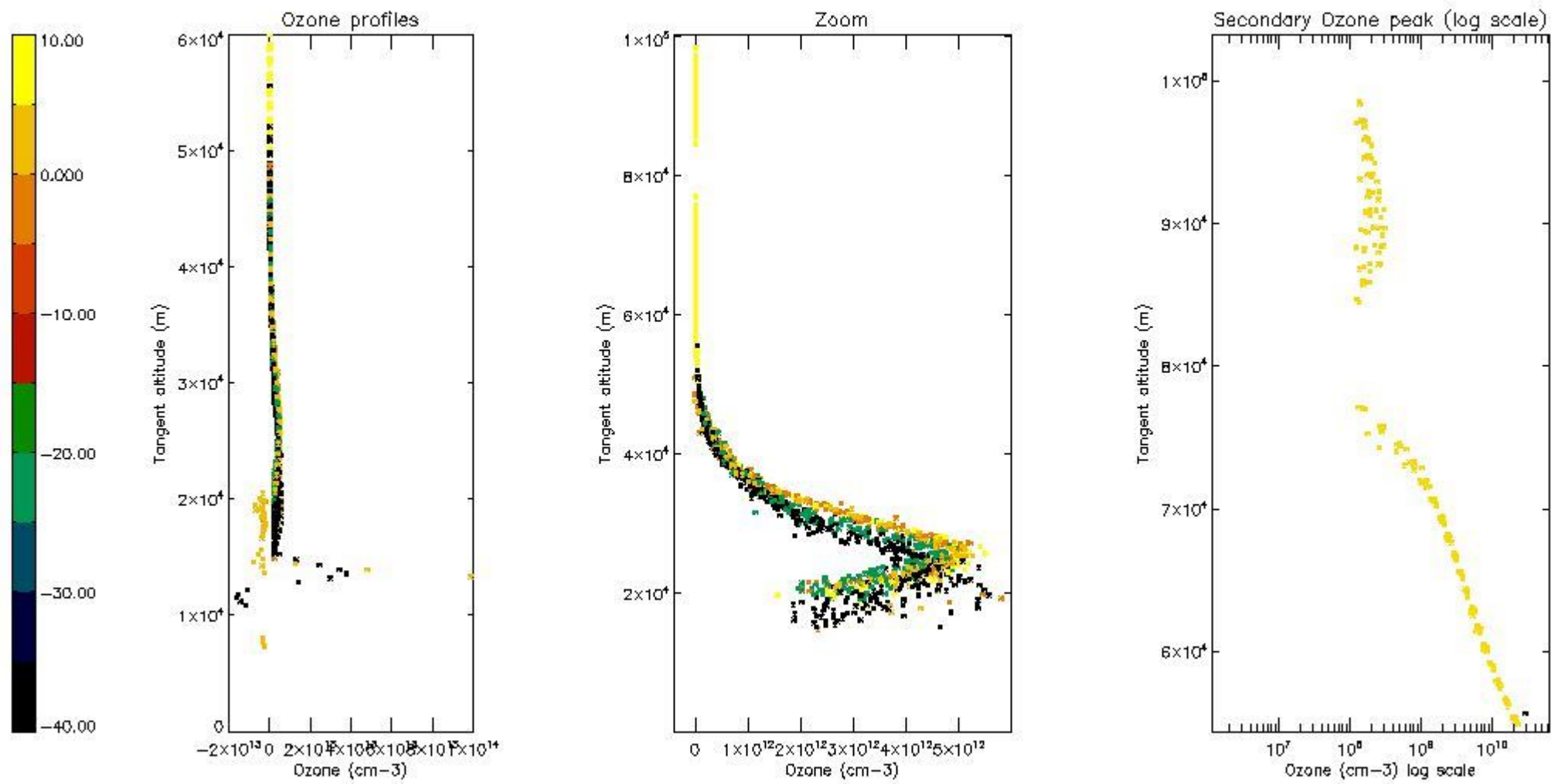
The colorbar represents the latitude.



5.3 Plot ozone profiles where STD < 20% (dark without errors)

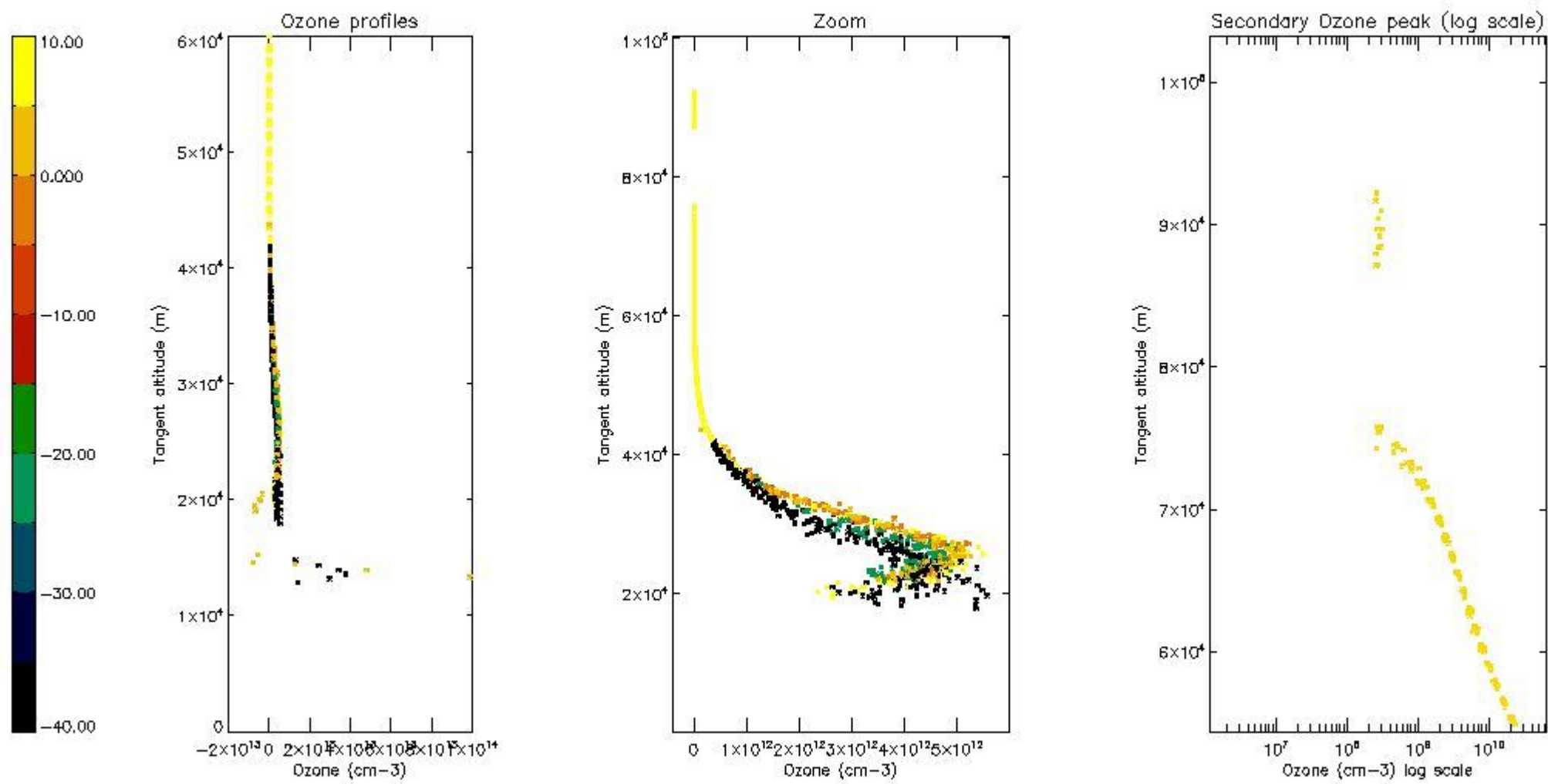
The colorbar represents the latitude.





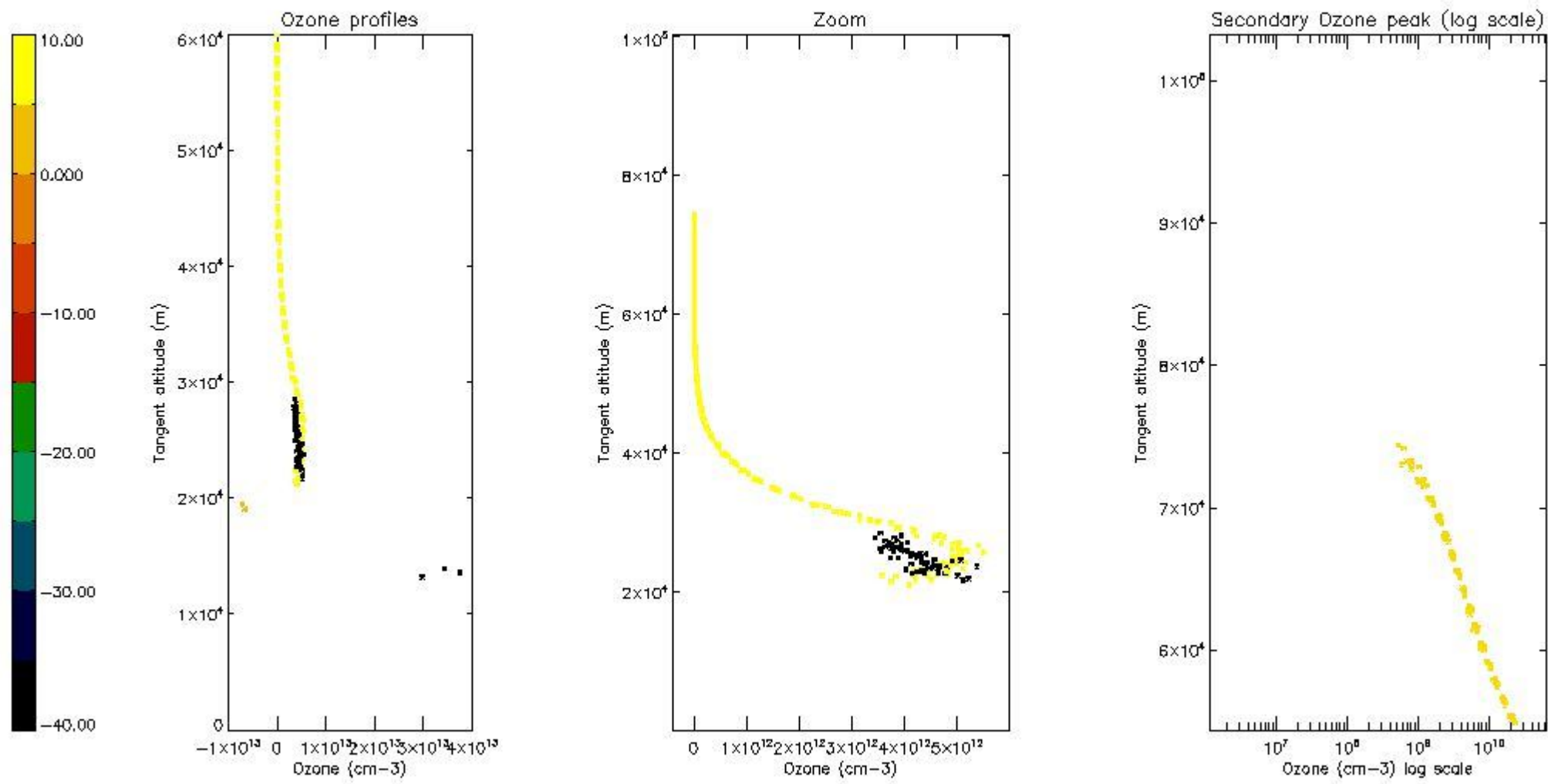
5.4 Plot ozone profiles where  $STD < 10\%$  (dark without errors)

The colorbar represents the latitude.



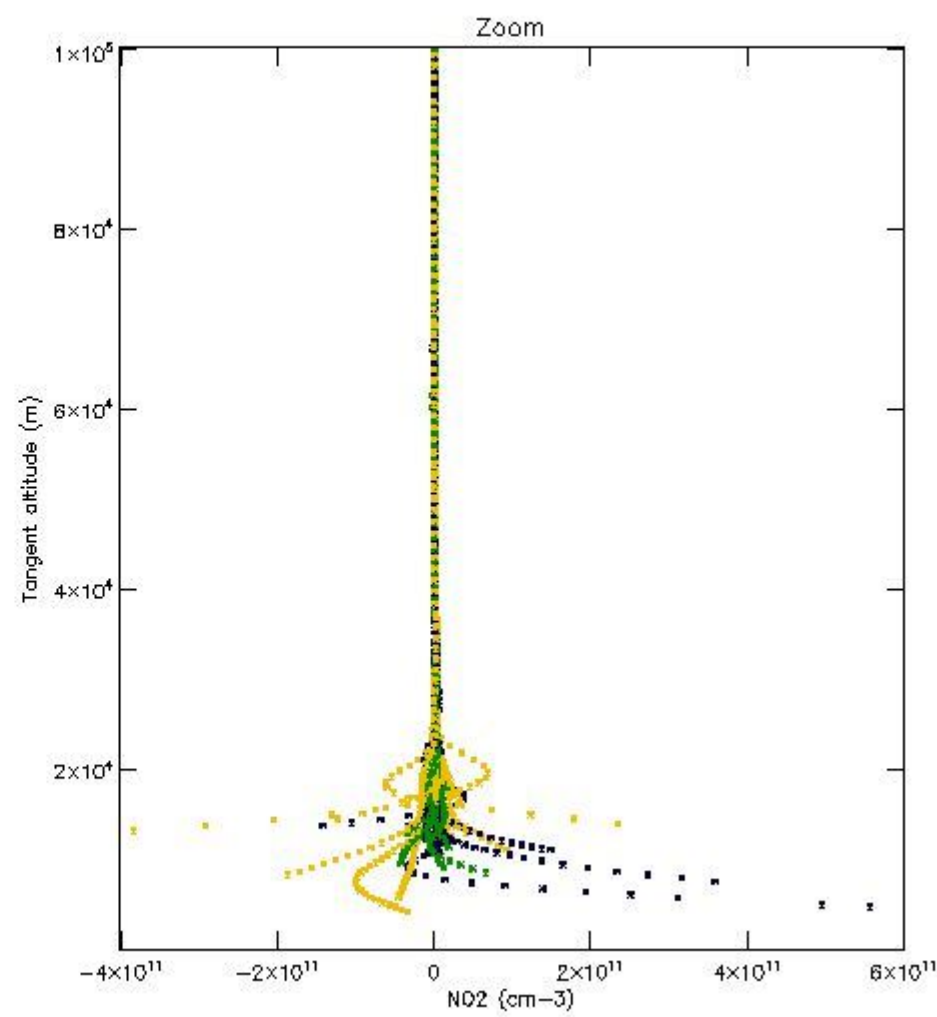
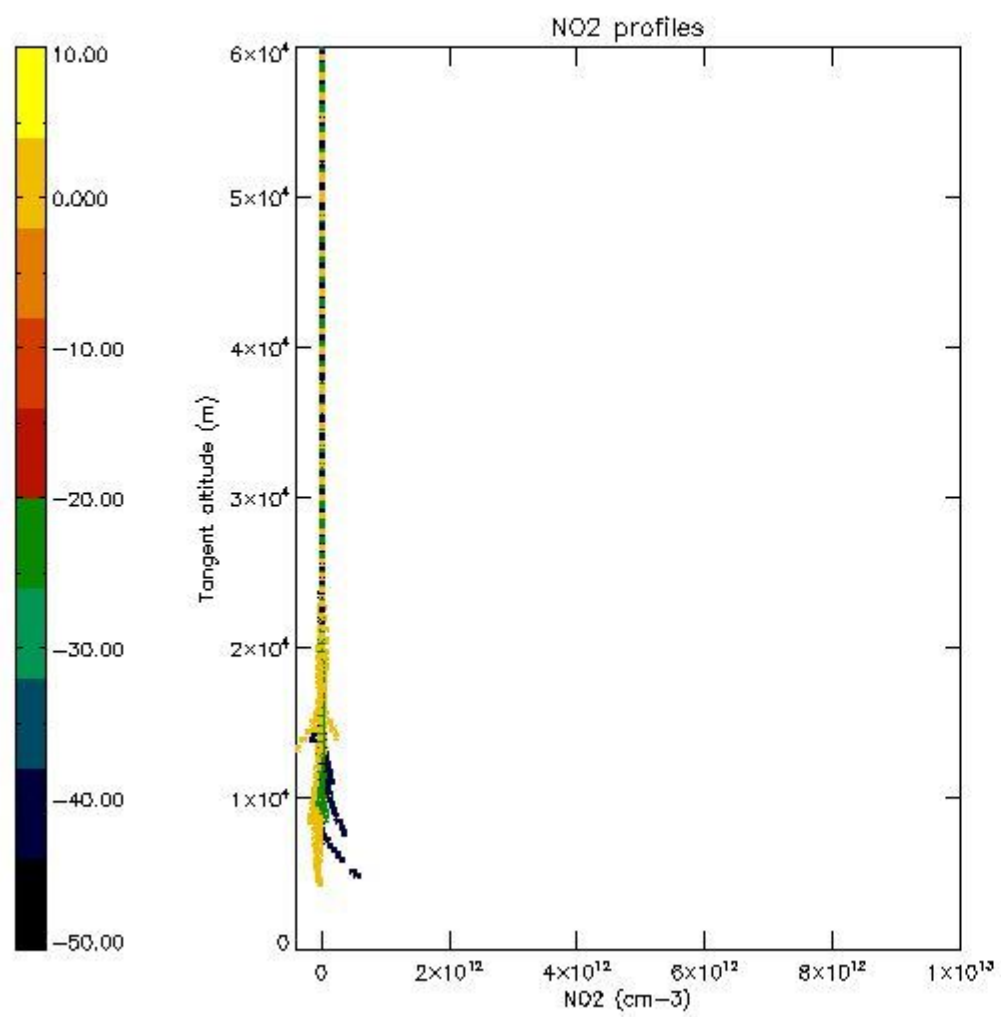
*5.5 Plot ozone profiles where STD < 5% (dark without errors)*

The colorbar represents the latitude.



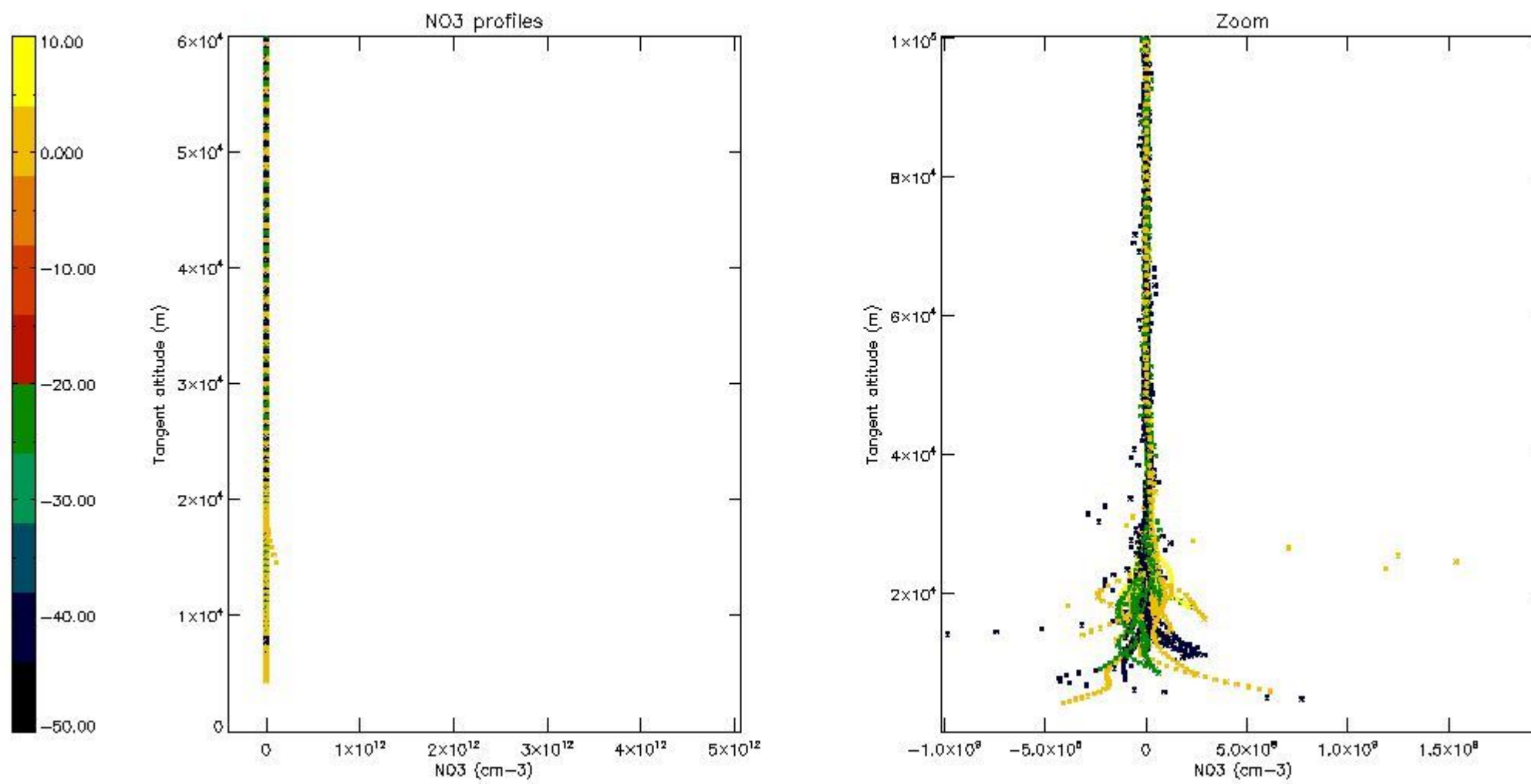
*5.6 Plot NO<sub>2</sub> profiles for all STD (dark without errors)*

The colorbar represents the latitude.



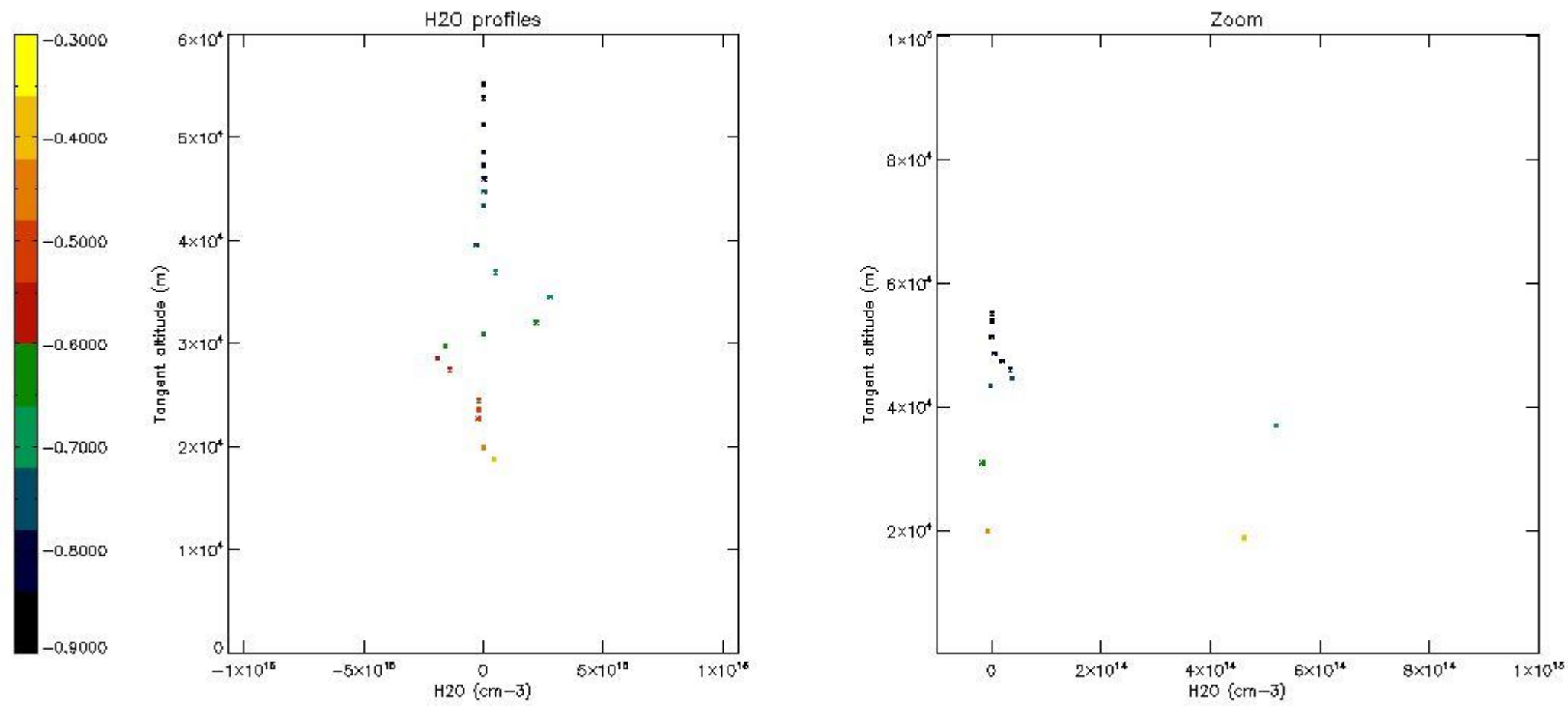
*5.7 Plot NO3 profiles for all STD (dark without errors)*

The colorbar represents the latitude.



5.8 Plot H<sub>2</sub>O profiles for all STD (only for occultations of stars 1,2,3,4,13,14,16,26,63 dark without errors)

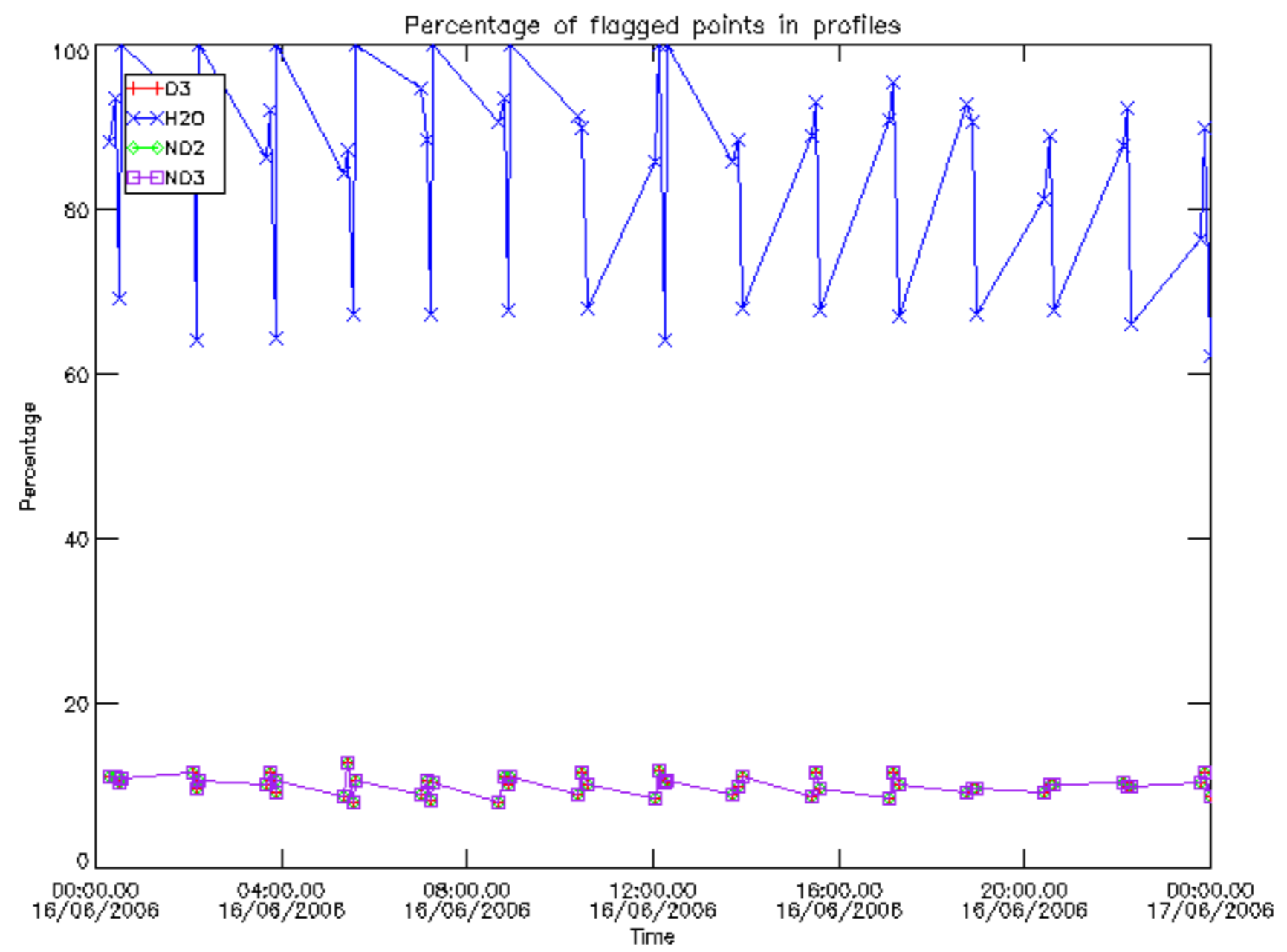
The colorbar represents the latitude.



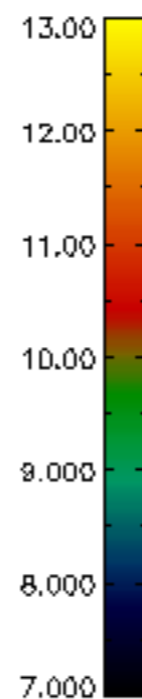
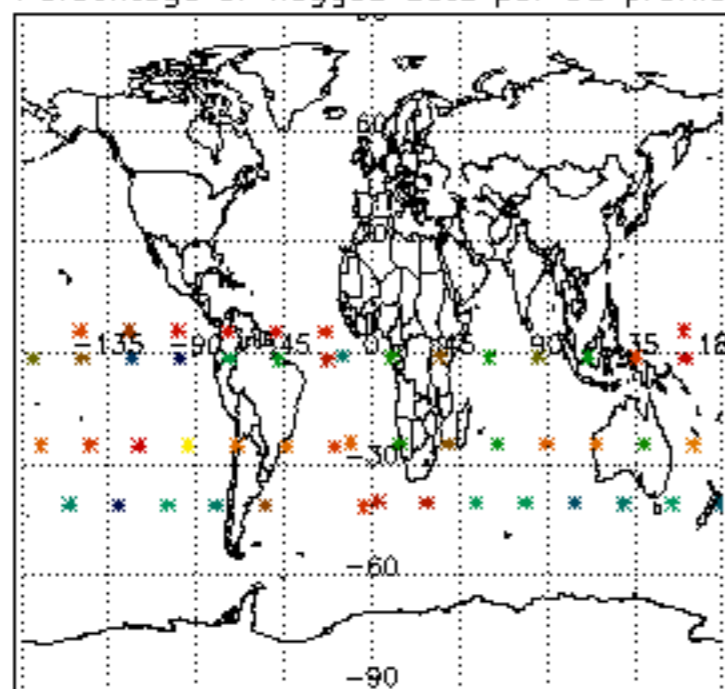
## 6. Auxiliary Data Files used for the production reported in section 2

The number reported in the third column indicates since which file (see list in section 2) the corresponding auxiliary file has been used. The fourth column is the date of those product files.

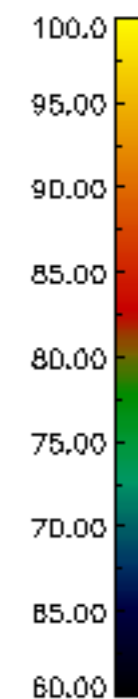
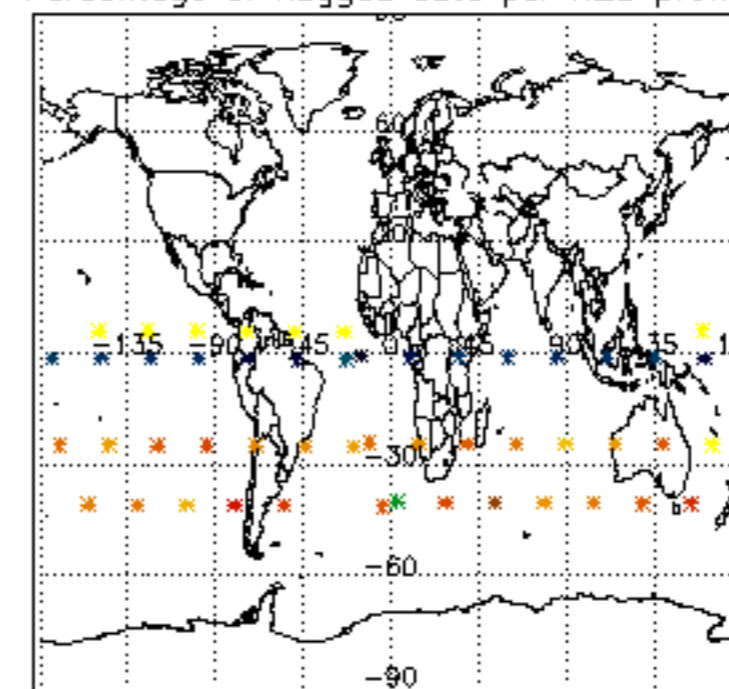
Type	Auxiliary Filename	Used since product	Used since product date
INST_PHYS_CHARACTERISTICS	GOM_INS_AXVIEC20091111_143220_20030716_120000_20500101_000000	1	16-JUN-2006 00:02:37
LEVEL-2_PROC_CONFIG	GOM_PR2_AXVIEC20091111_152718_20020301_000000_20500101_000000	1	16-JUN-2006 00:02:37
CROSS_SECTIONS_FILE	GOM_CRS_AXVIEC20091111_154832_20020301_000000_20500101_000000	1	16-JUN-2006 00:02:37



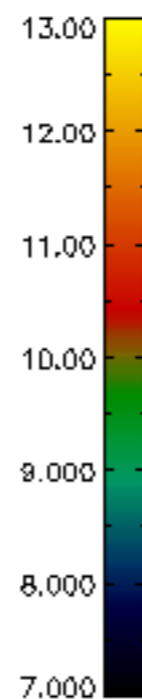
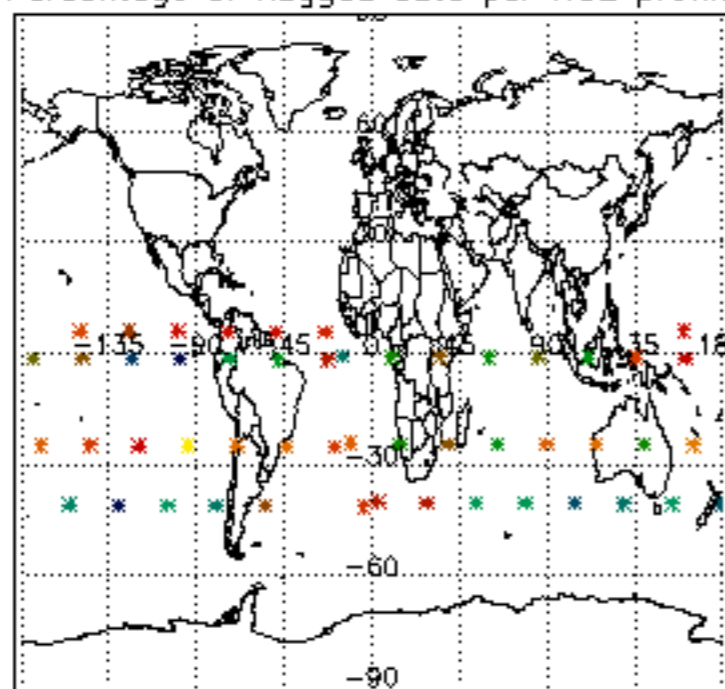
Percentage of flagged data per D3 profile



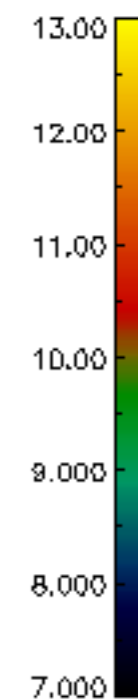
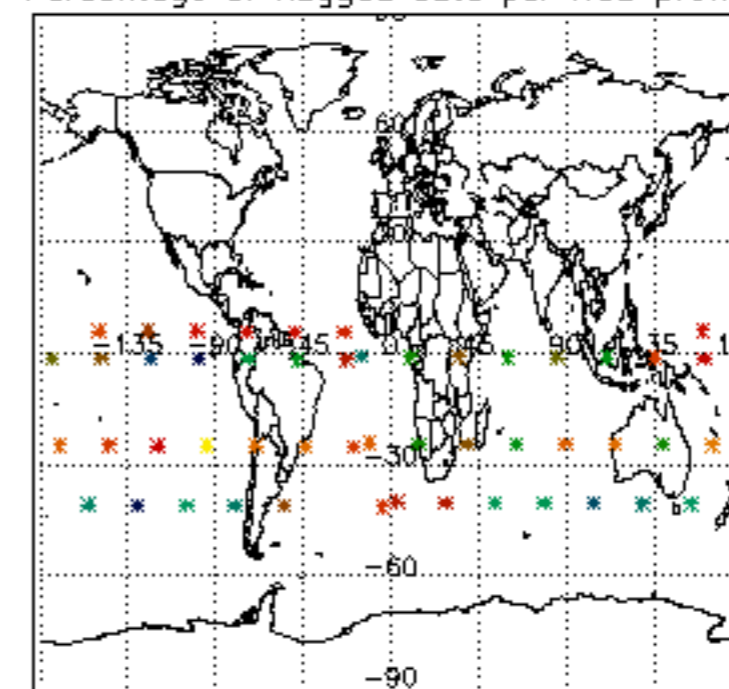
Percentage of flagged data per H2O profile



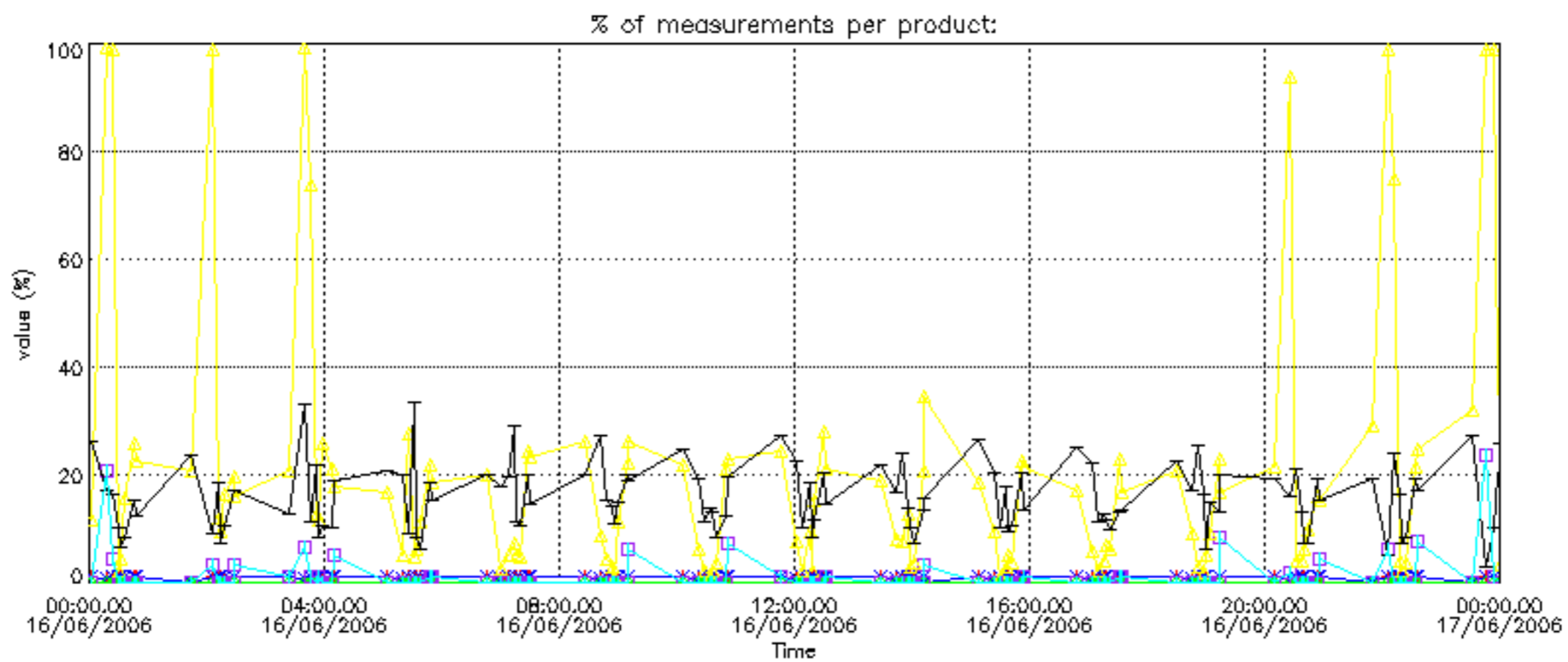
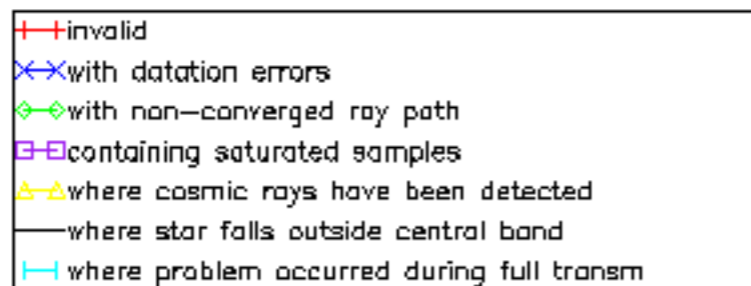
Percentage of flagged data per NO2 profile

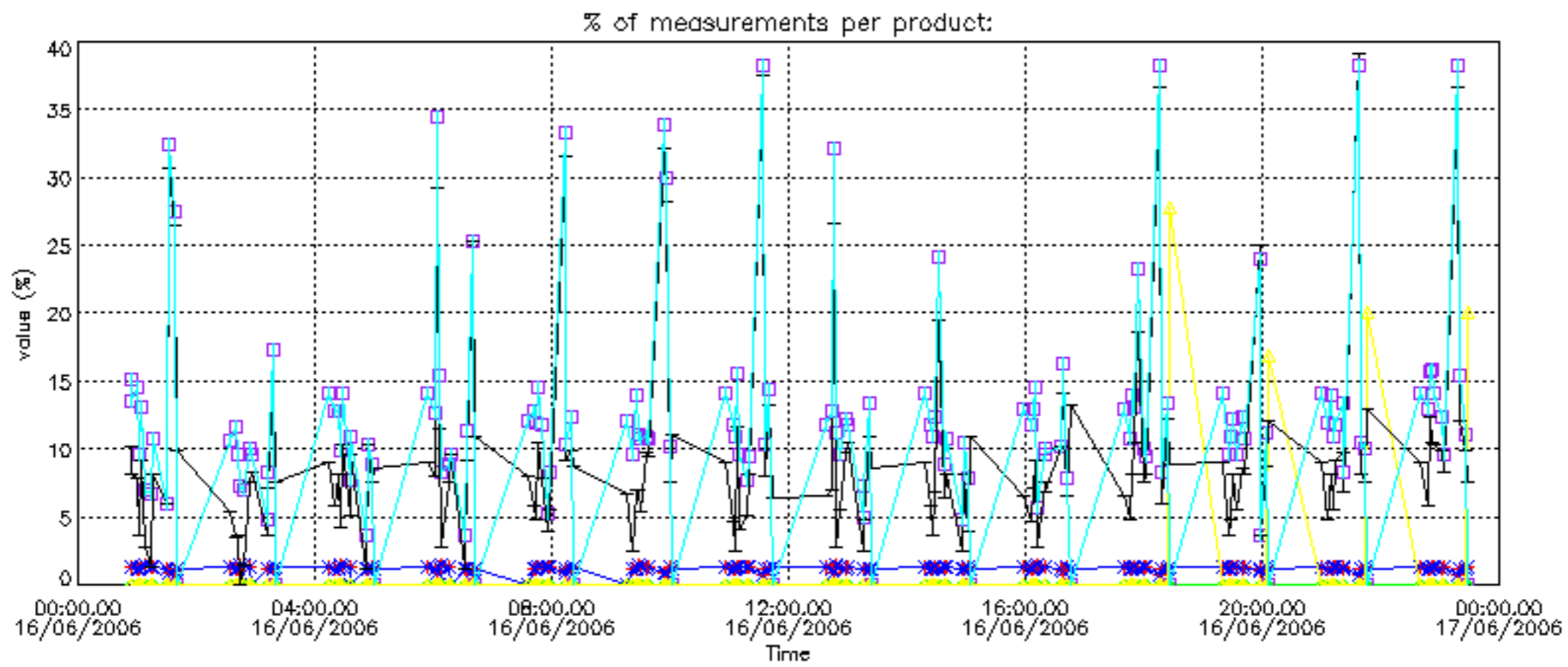
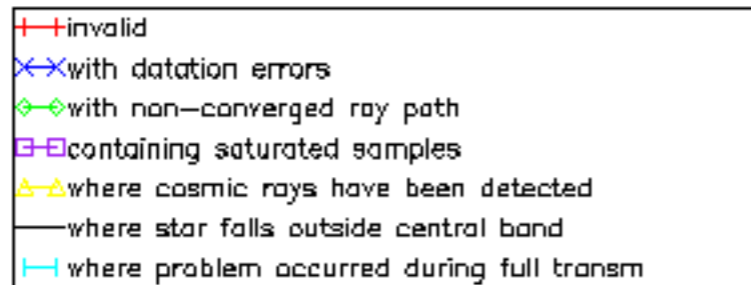


Percentage of flagged data per NO3 profile

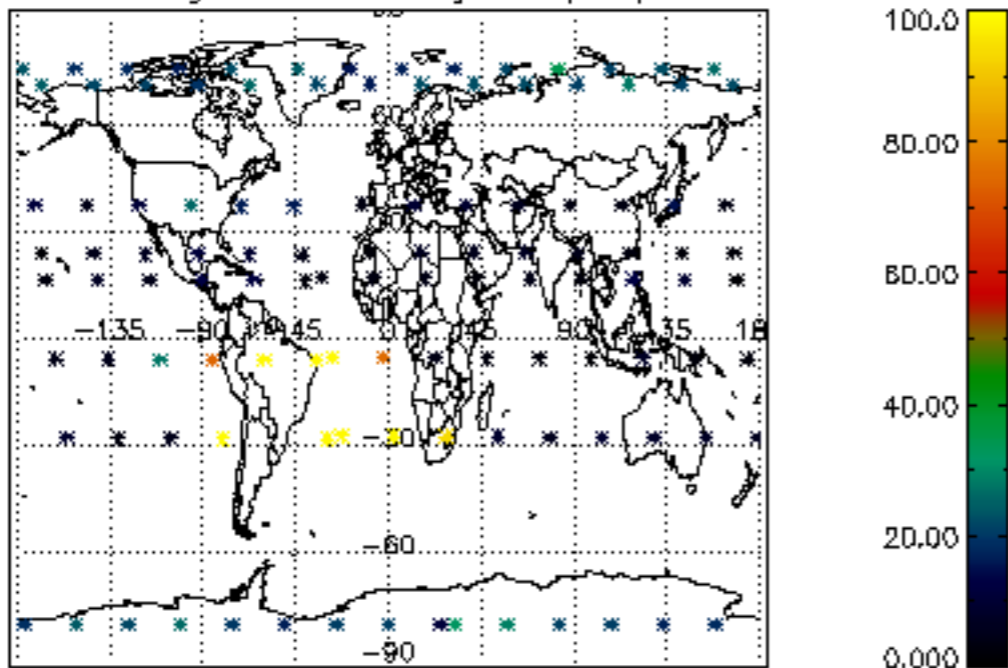




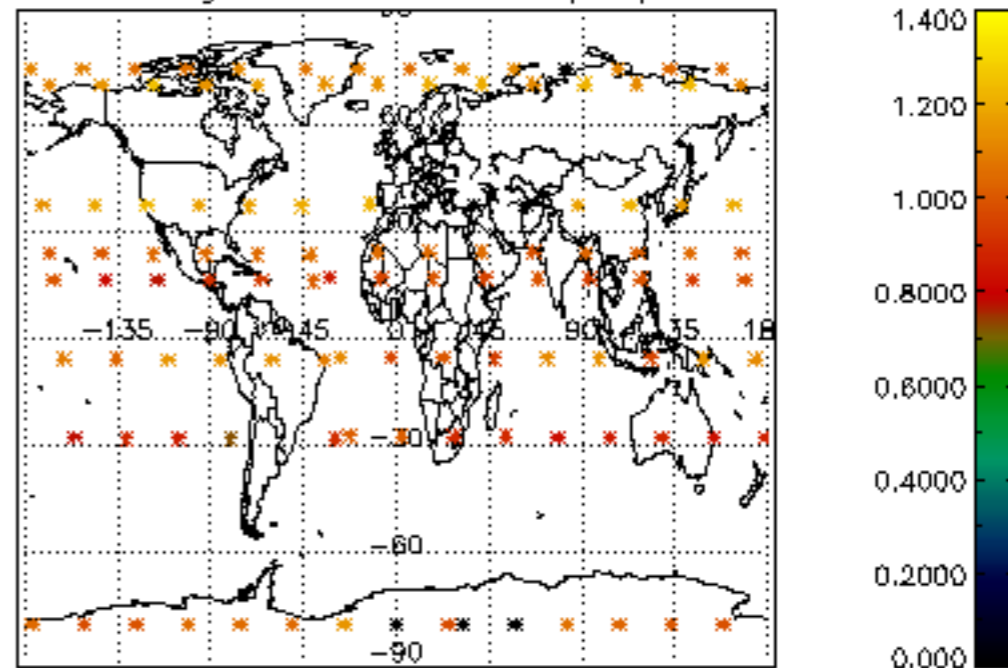




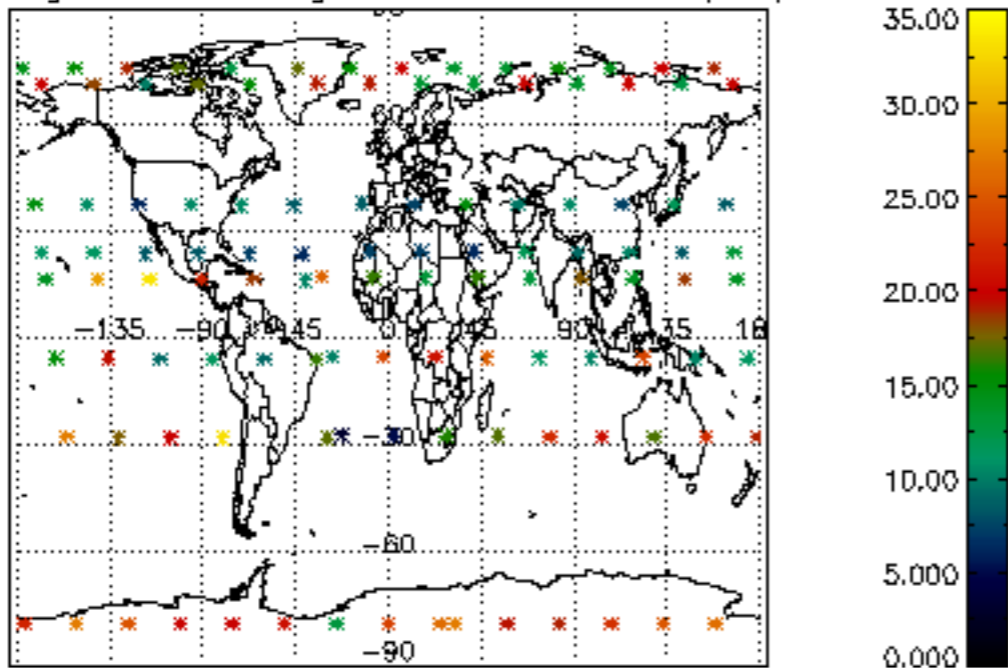
Percentage of cosmic ray hits per profile



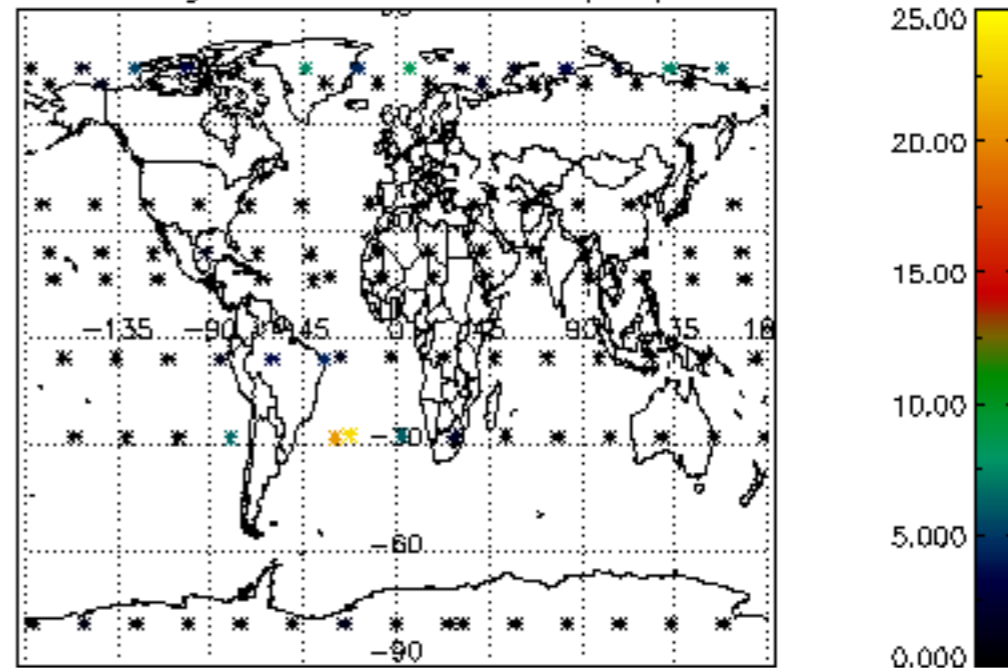
Percentage of datation errors per profile



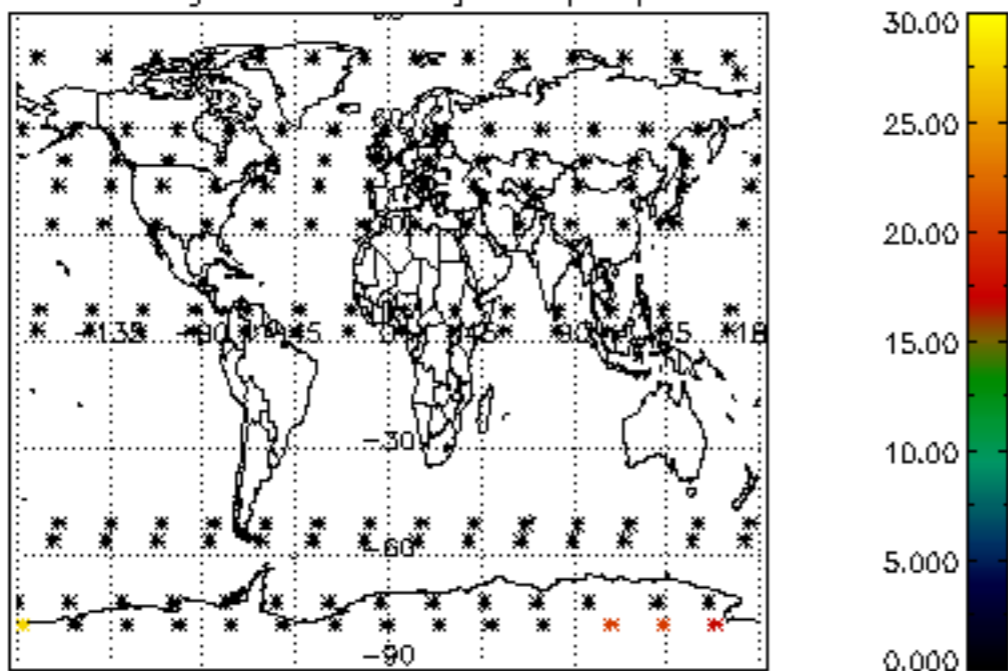
Percentage of star falling outside central band per profile



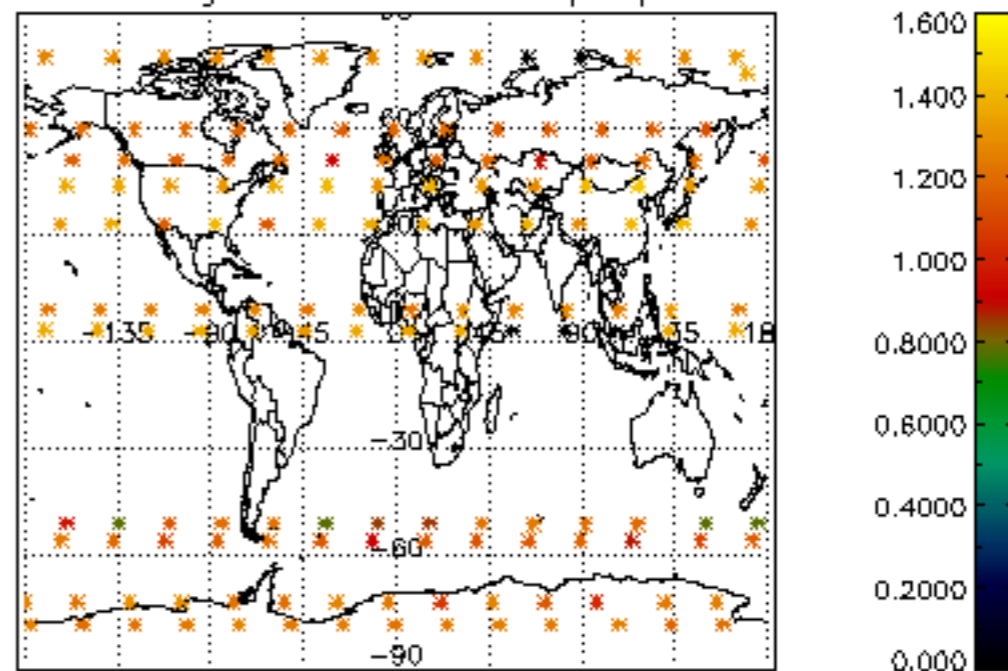
Percentage of saturation errors per profile



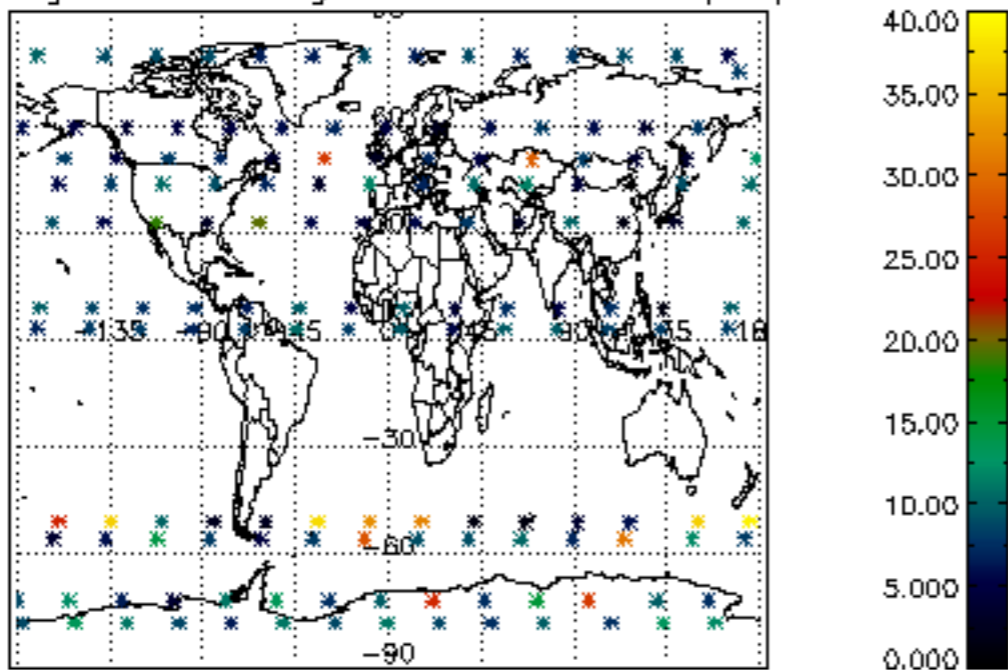
Percentage of cosmic ray hits per profile



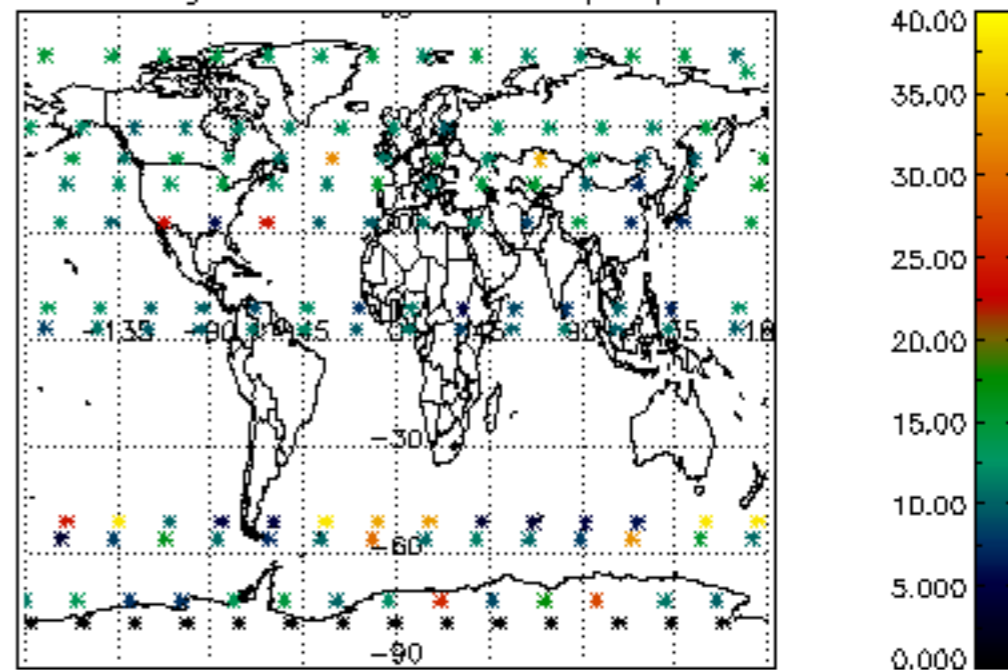
Percentage of datation errors per profile

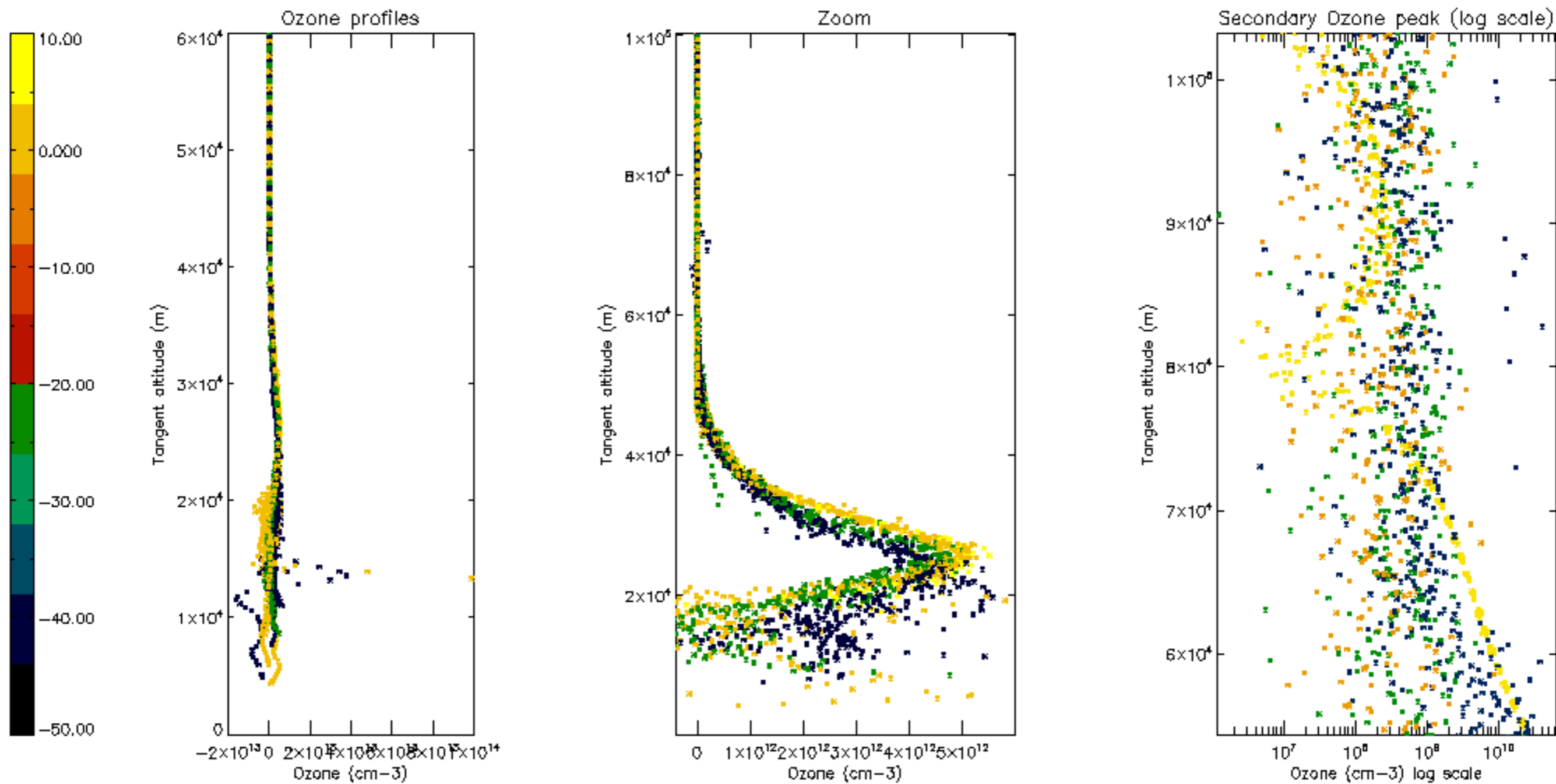


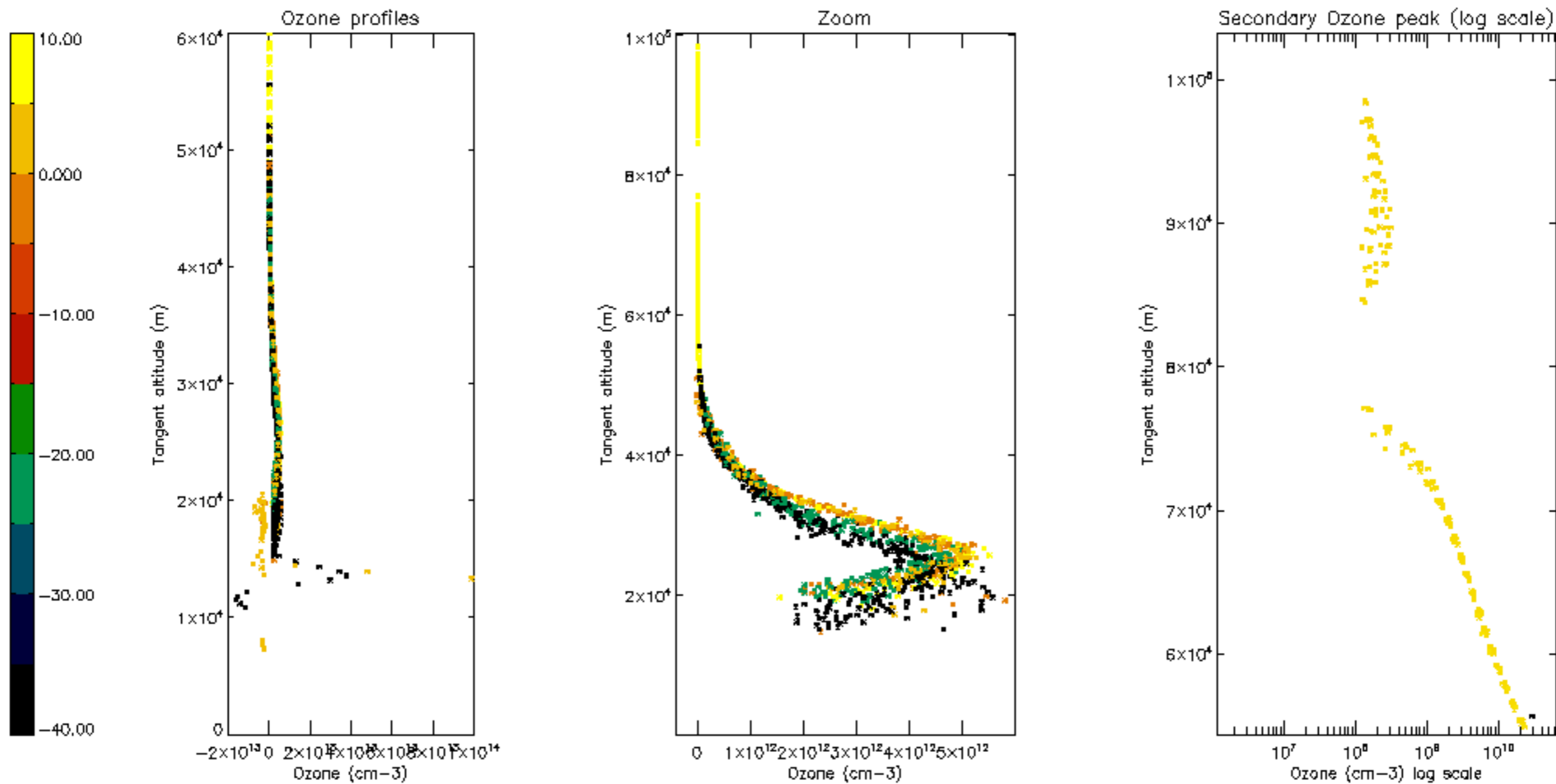
Percentage of star falling outside central band per profile

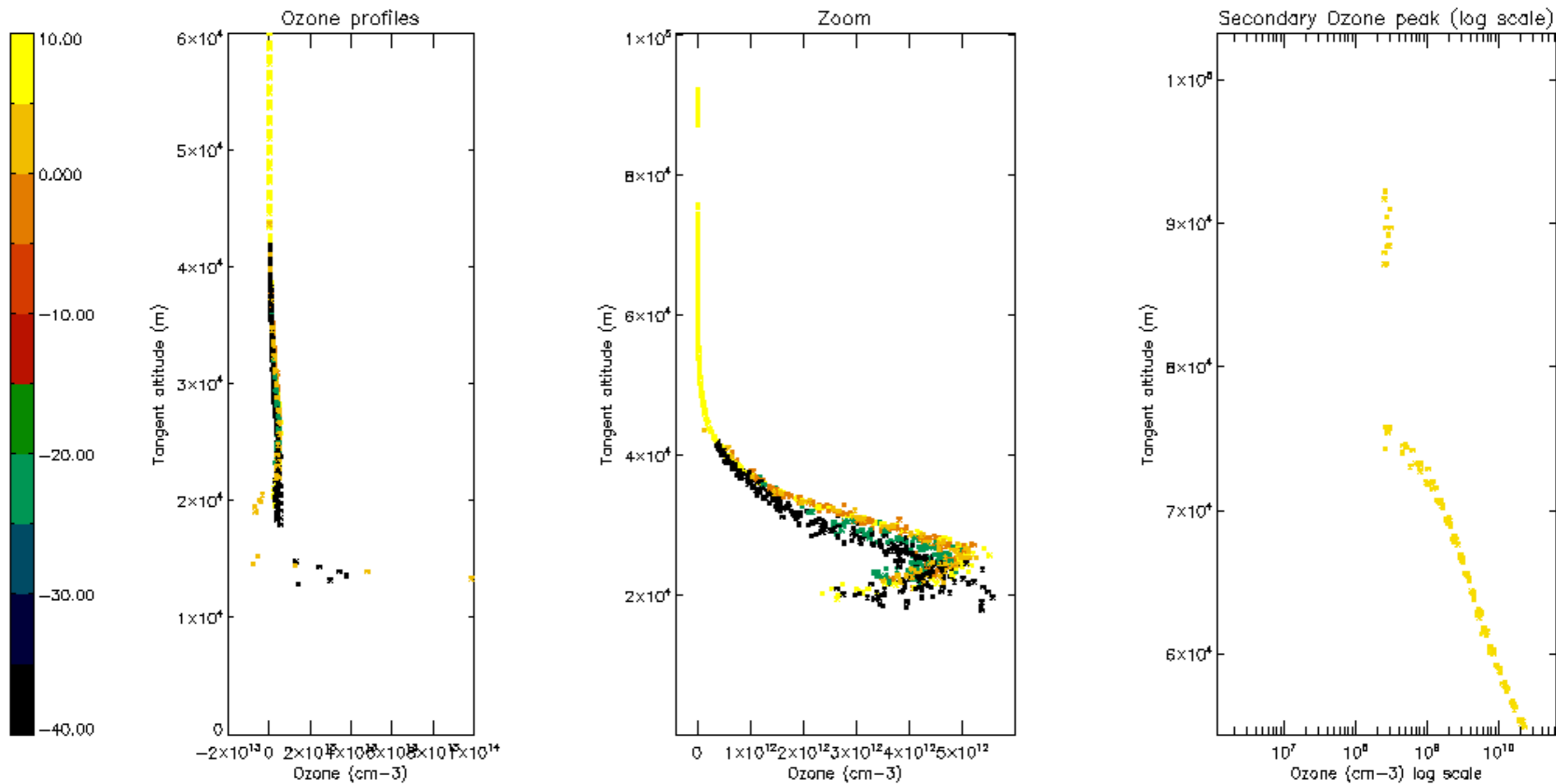


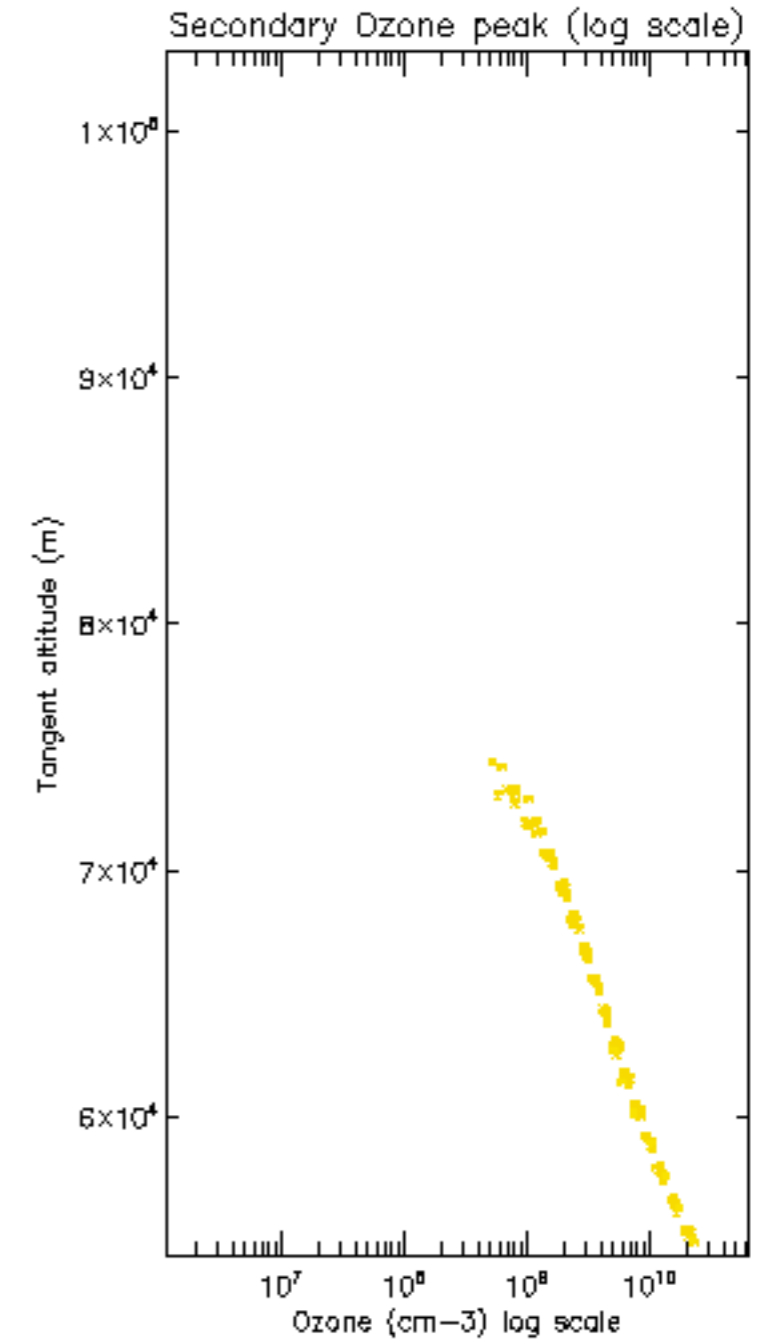
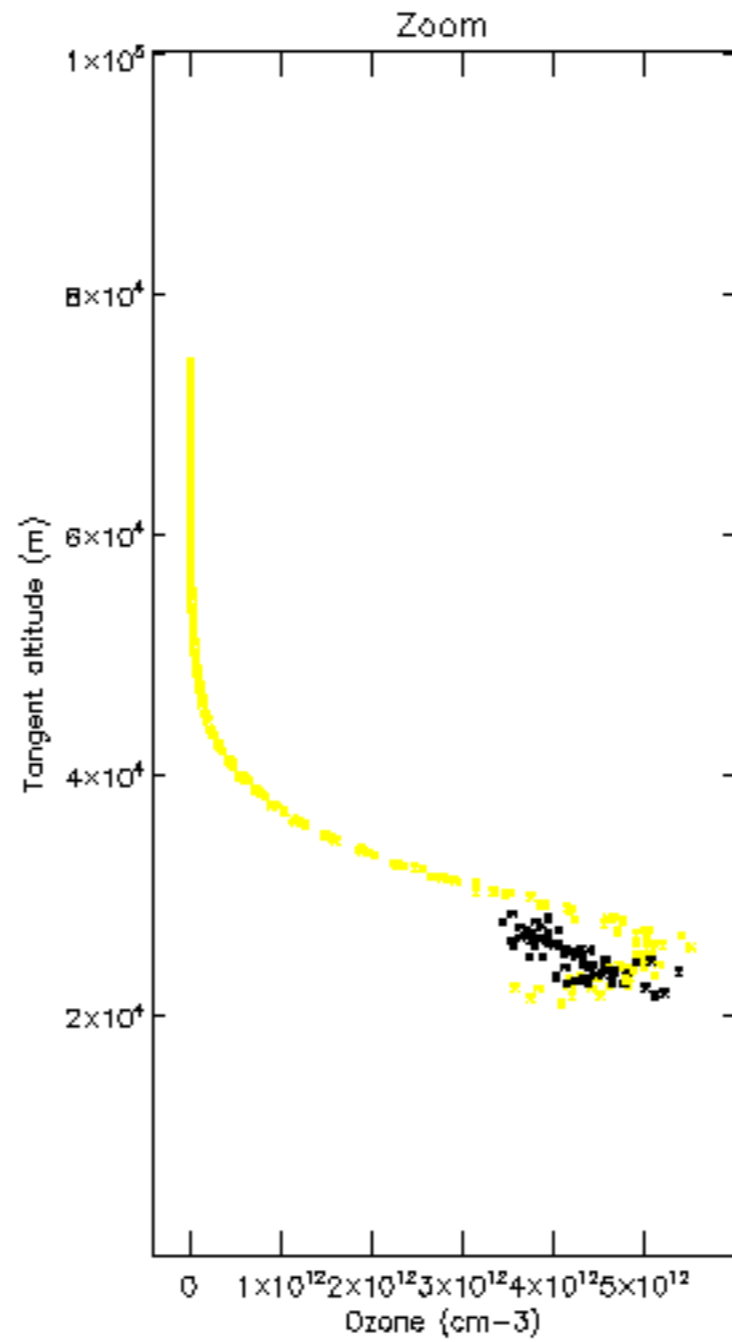
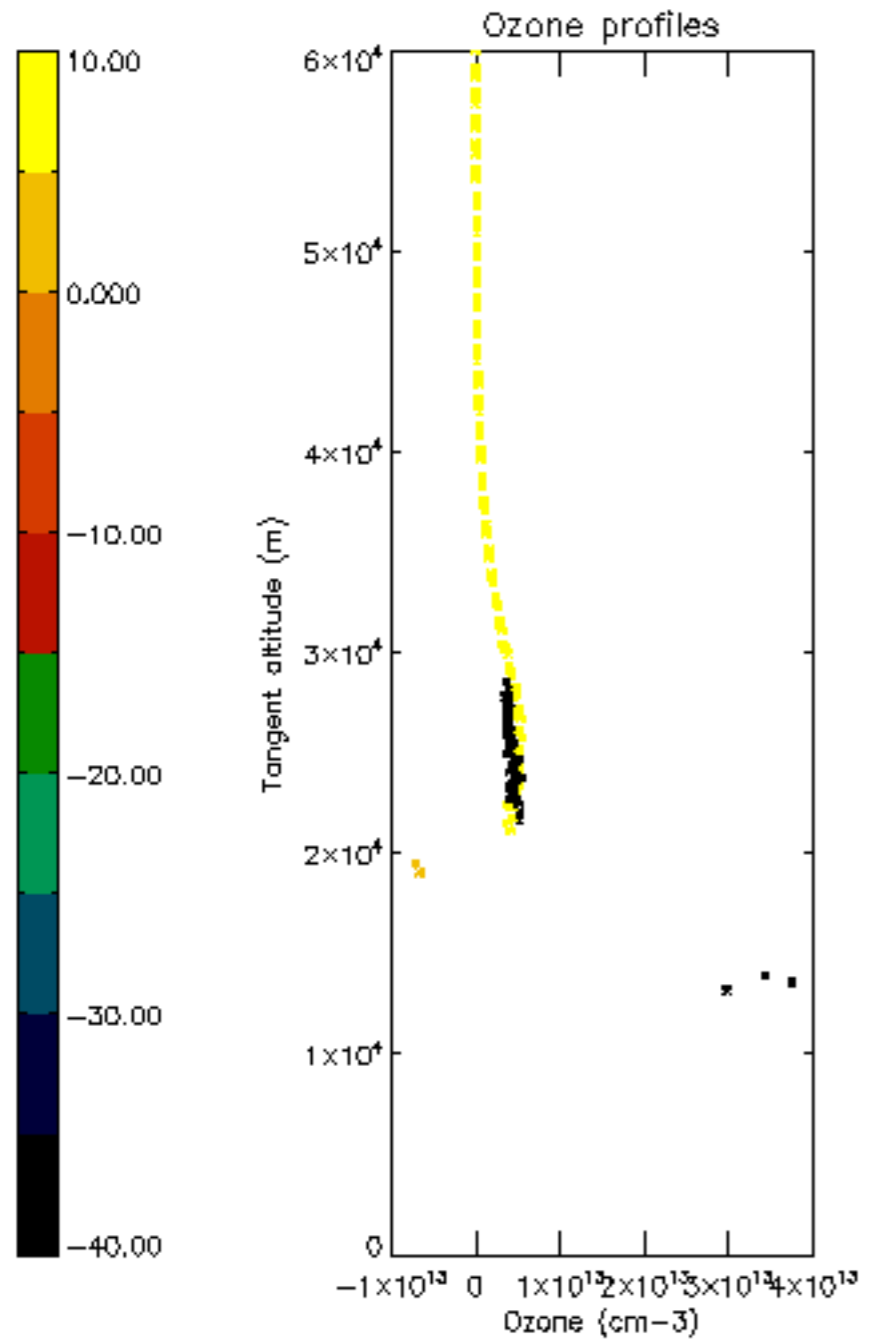
Percentage of saturation errors per profile



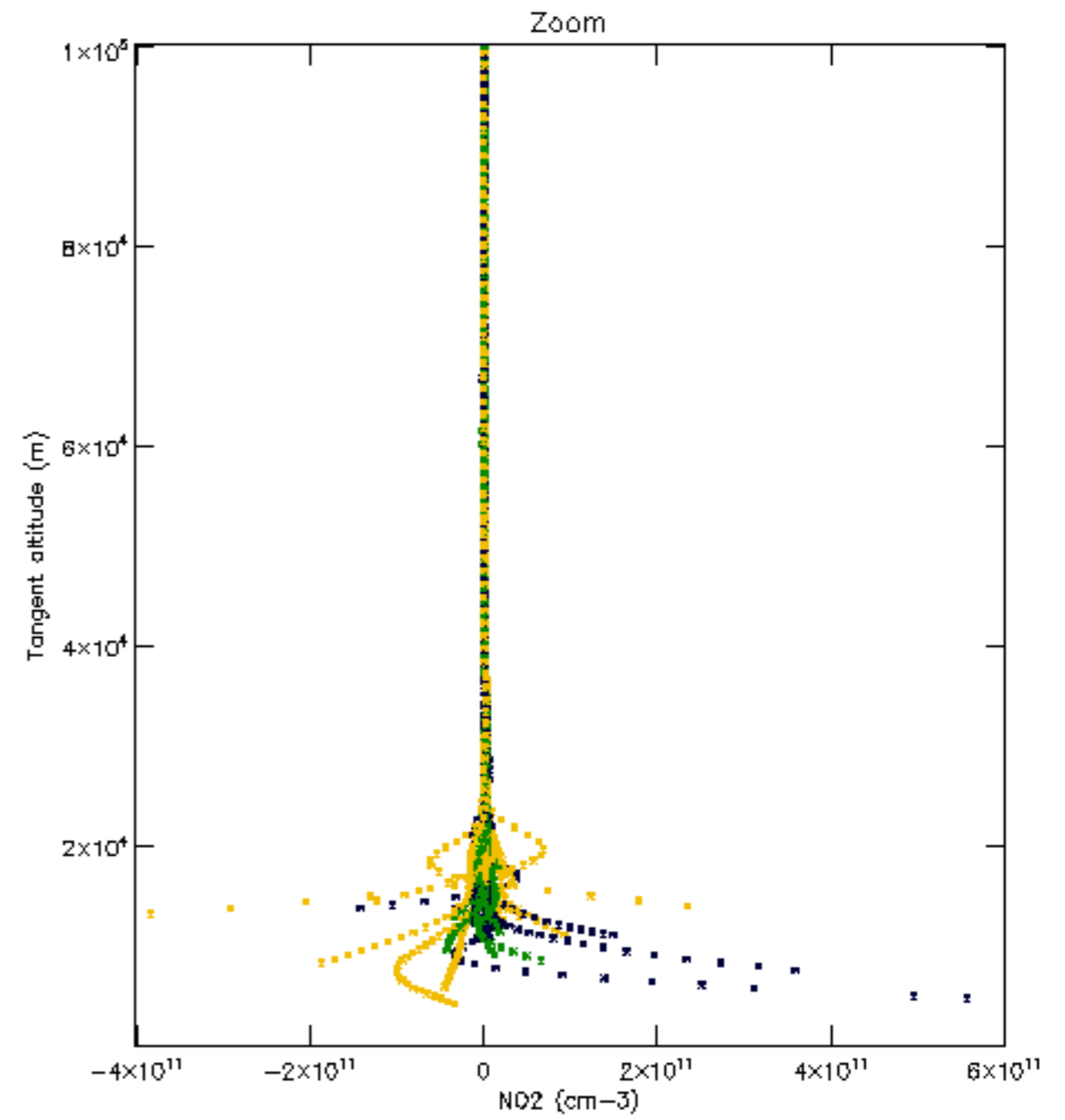
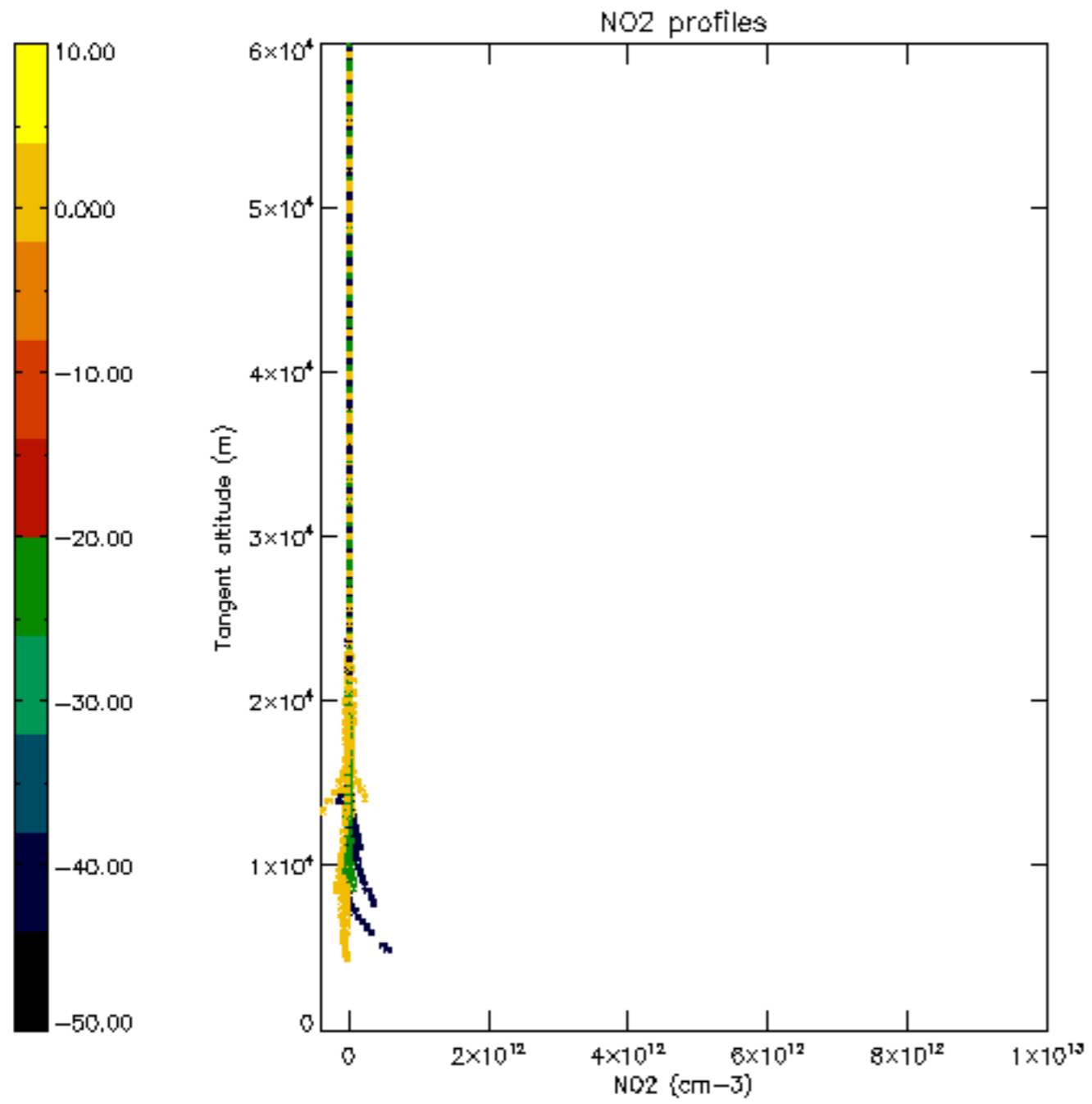


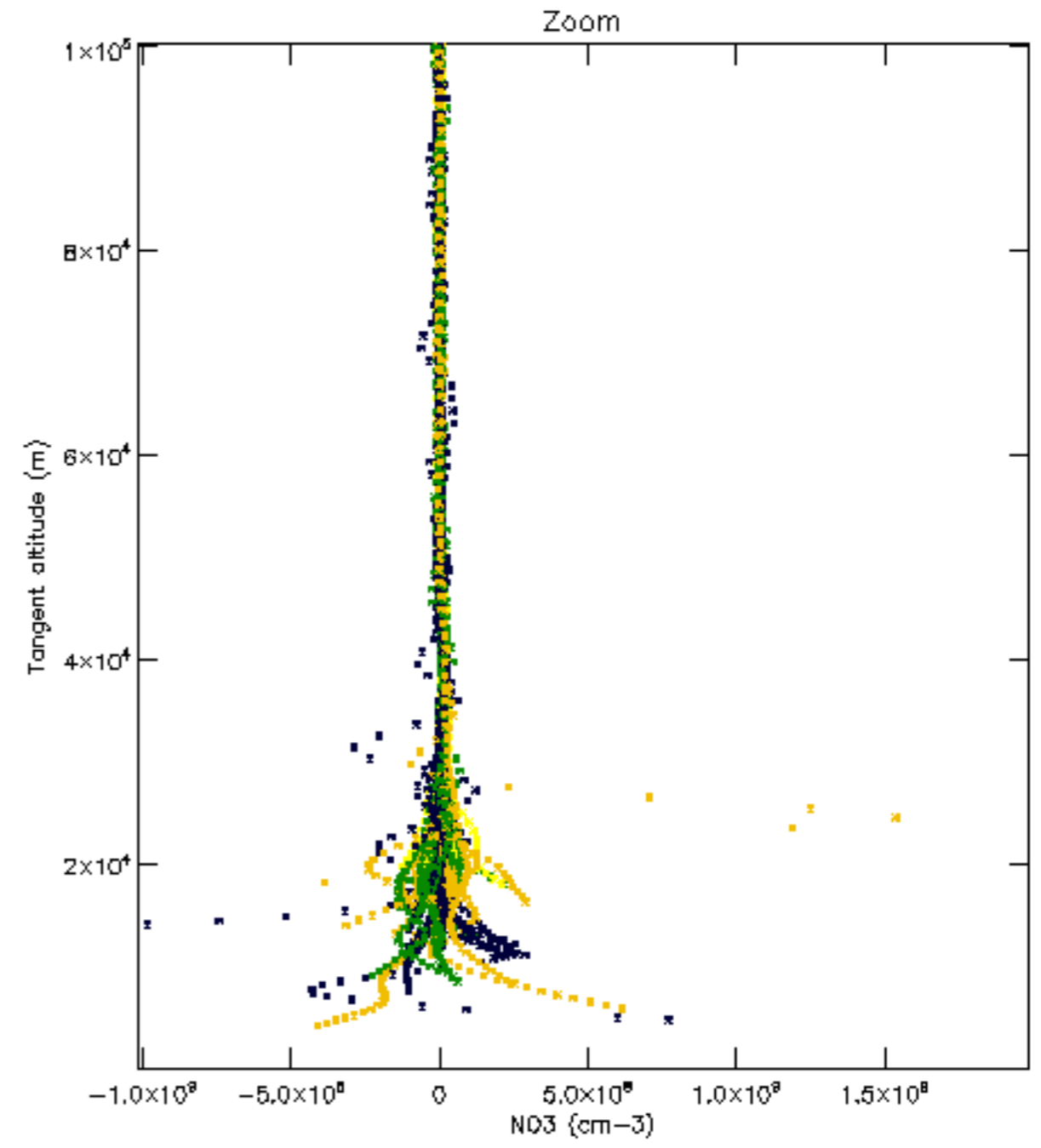
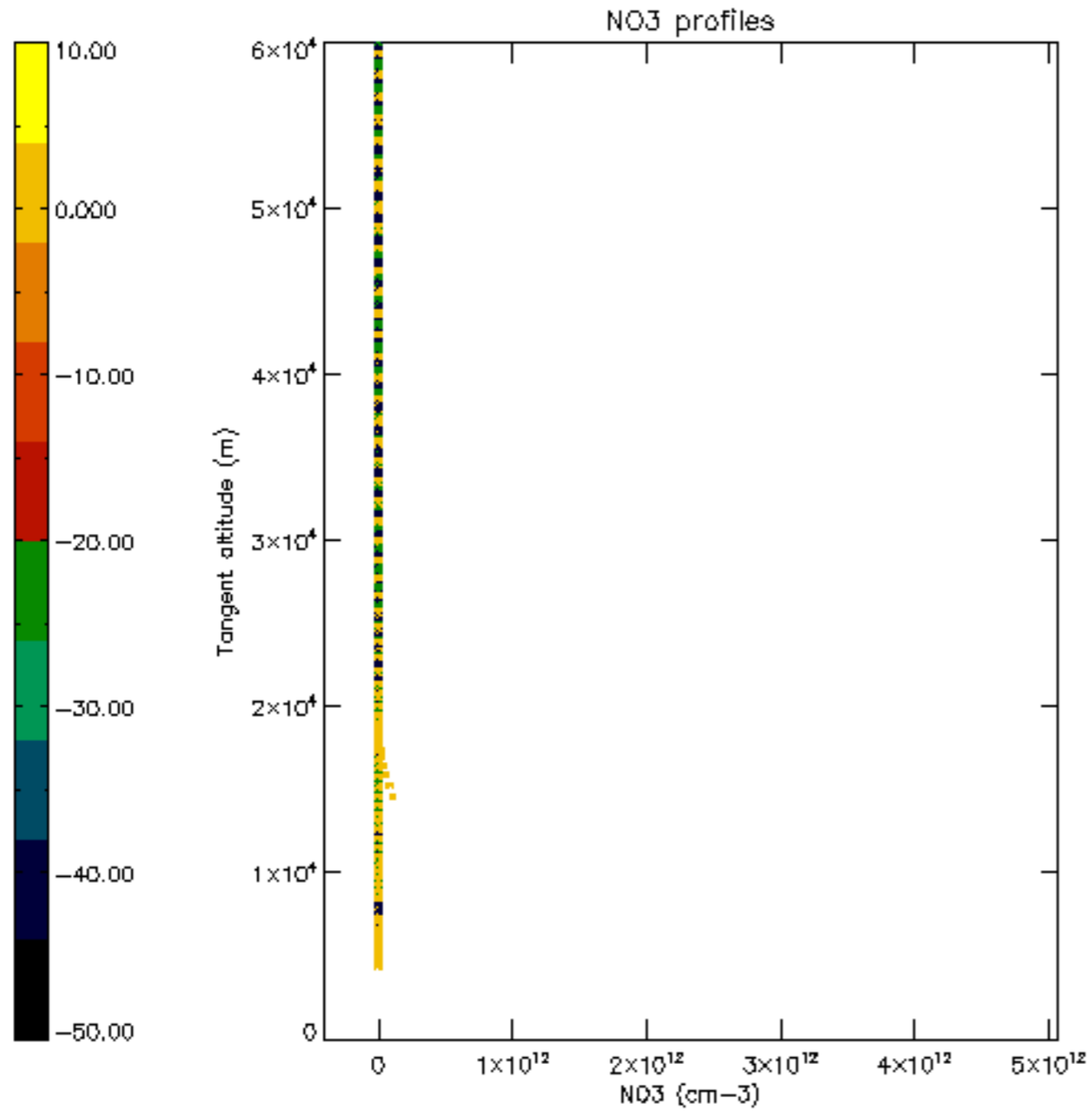


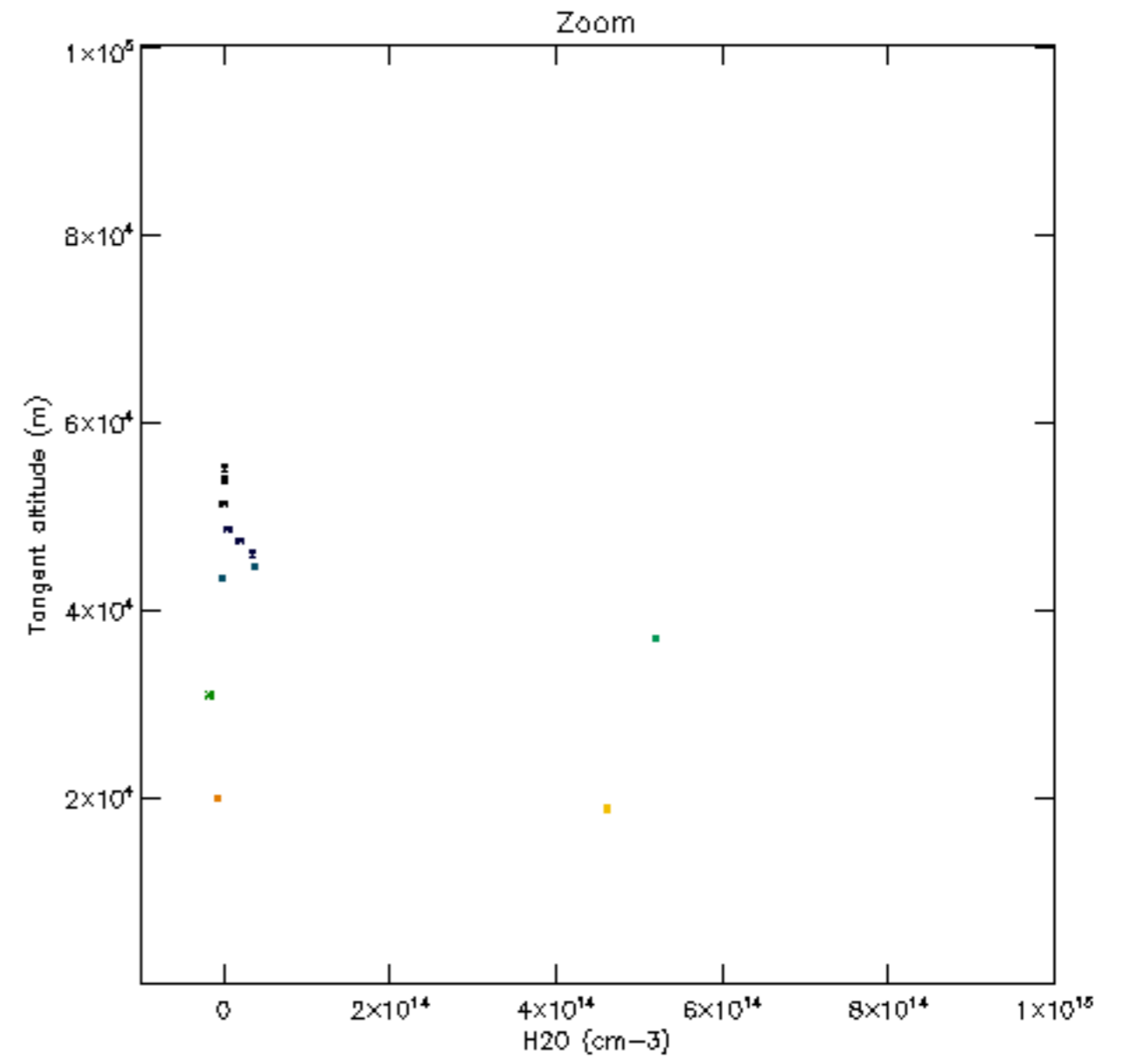
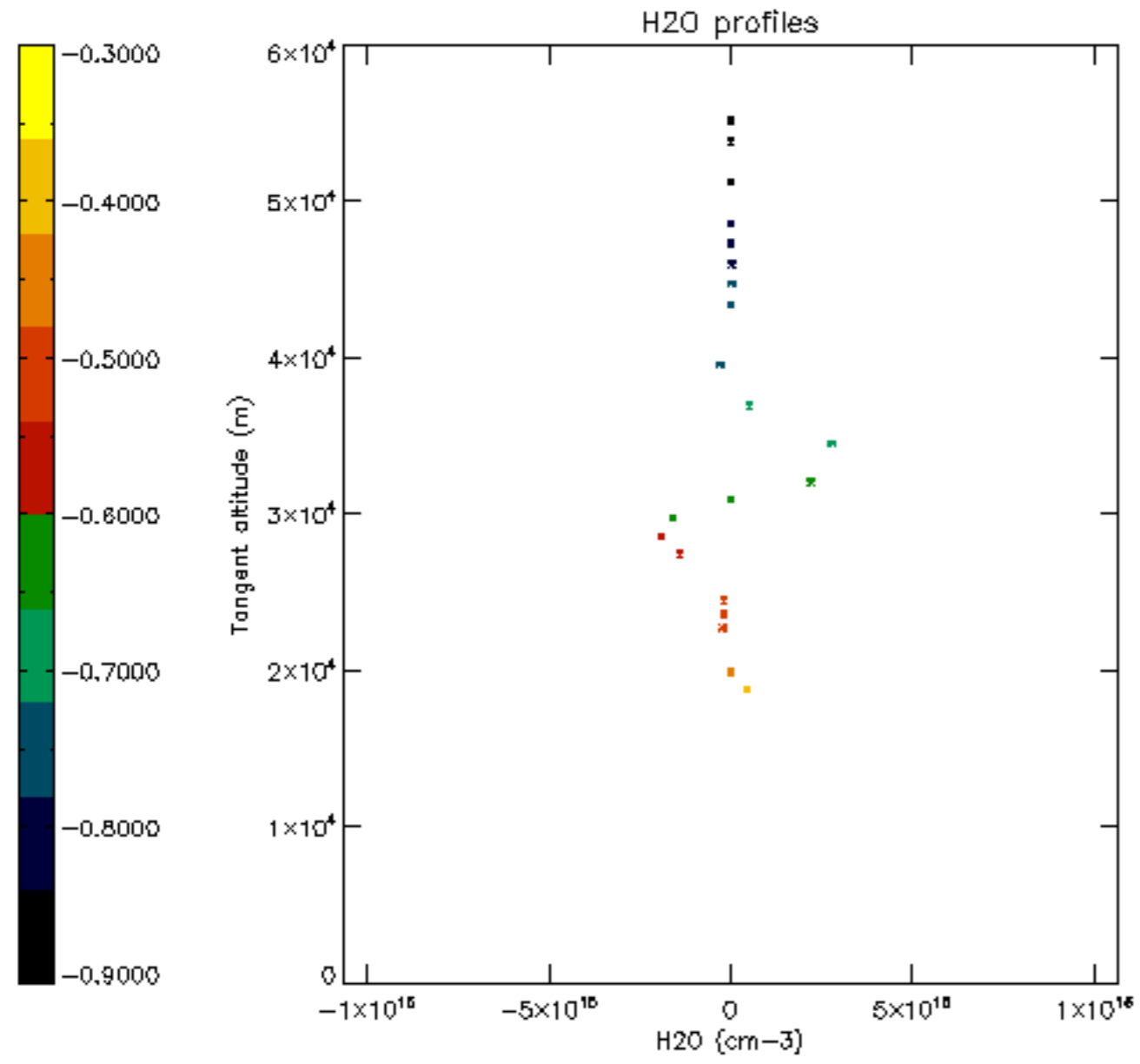


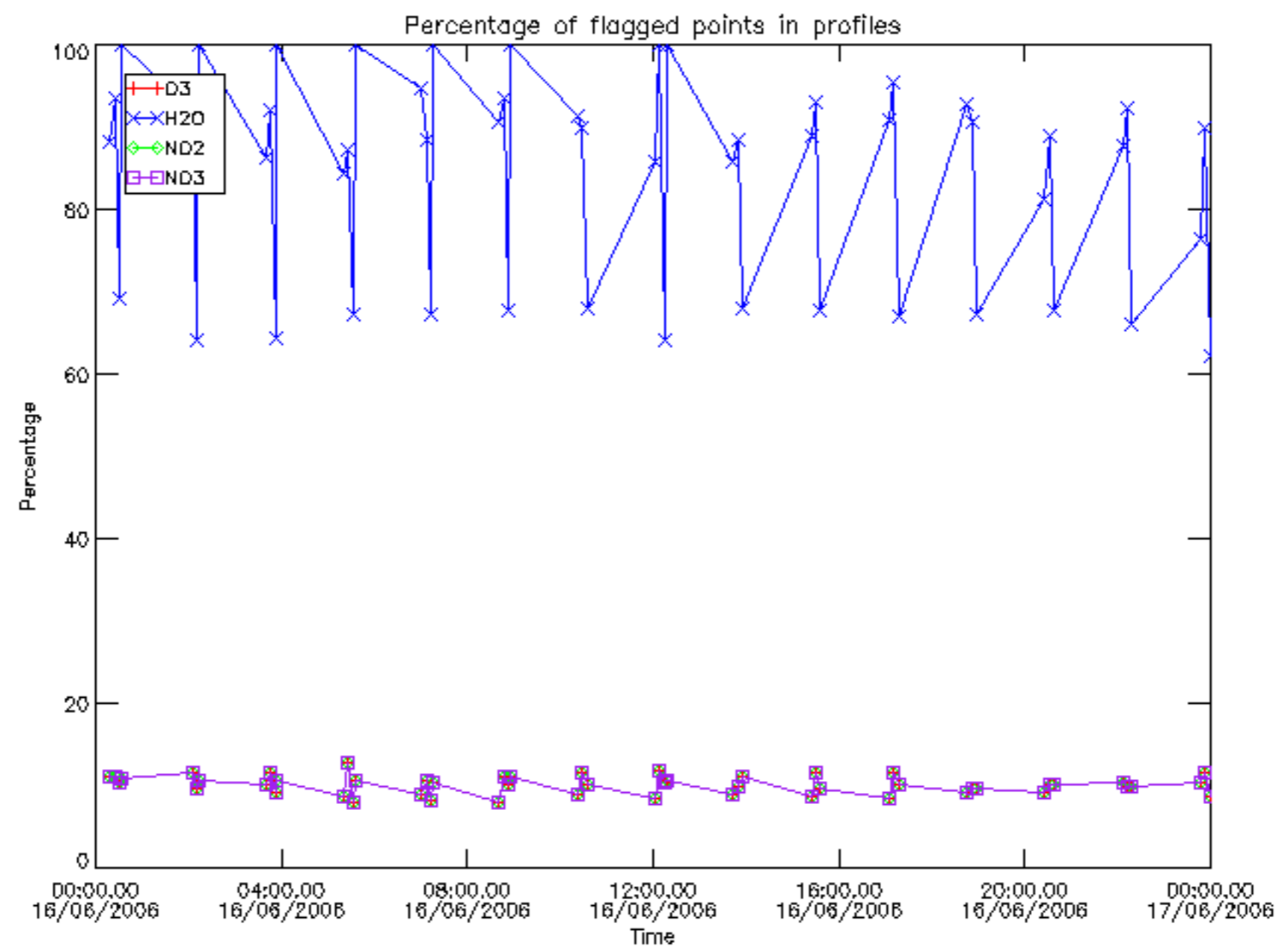




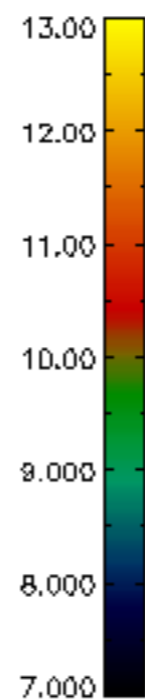
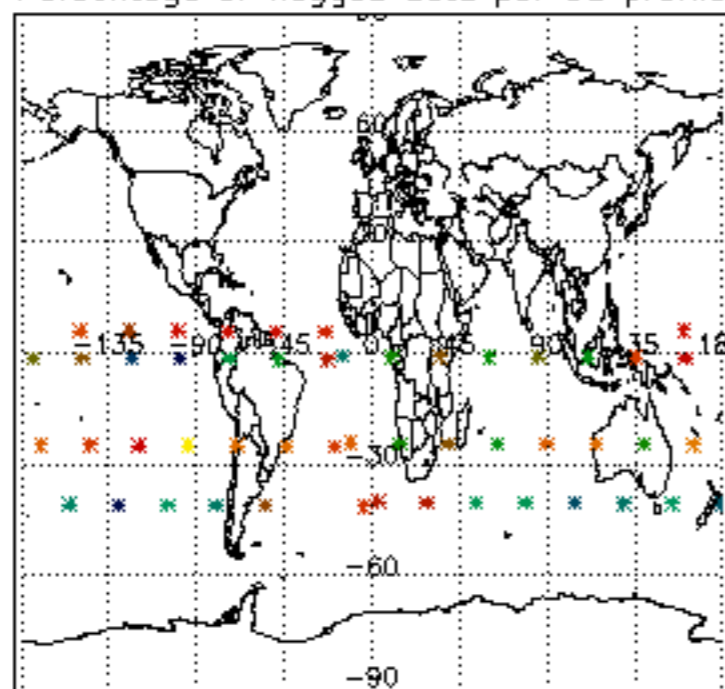




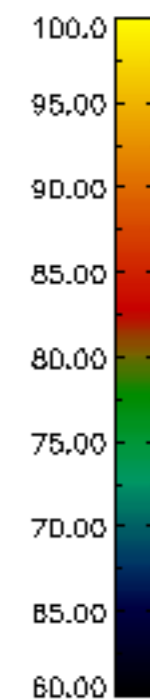
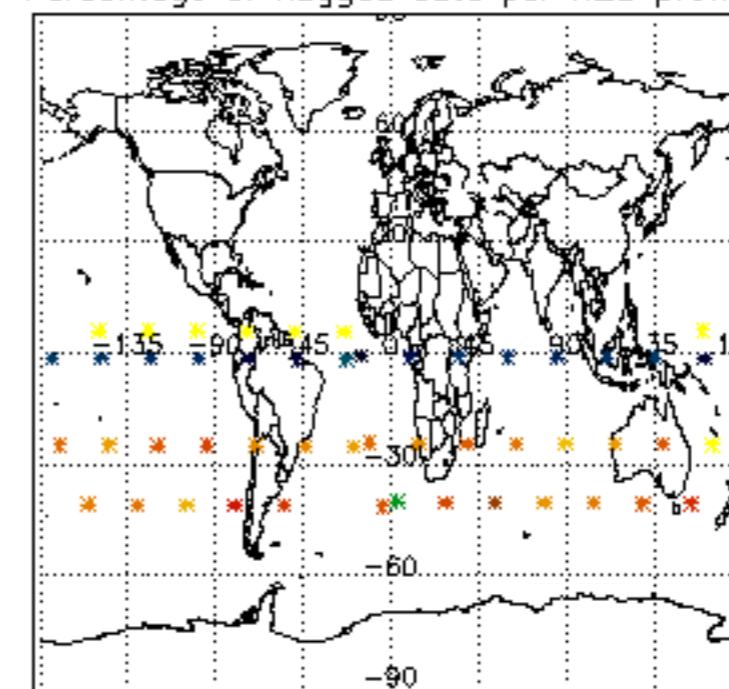




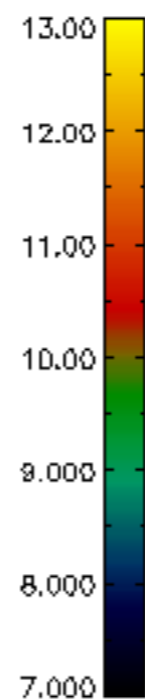
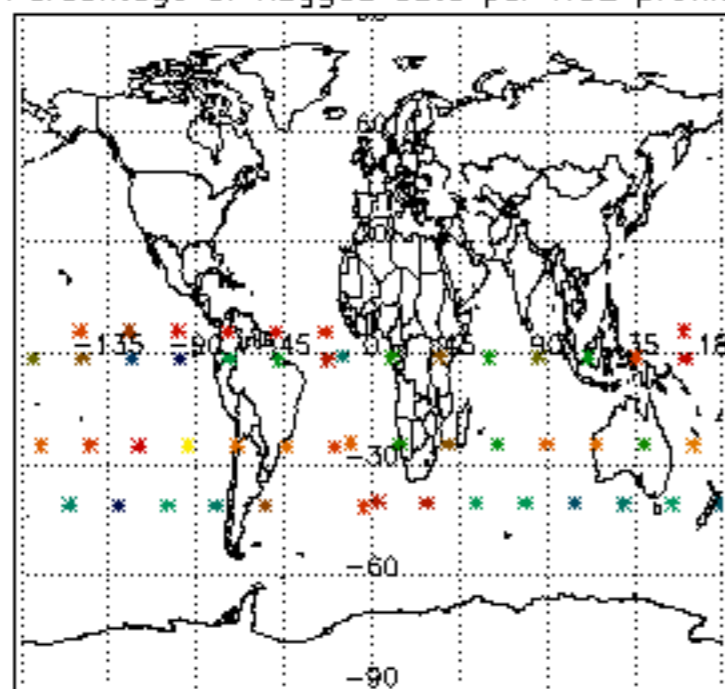
Percentage of flagged data per D3 profile



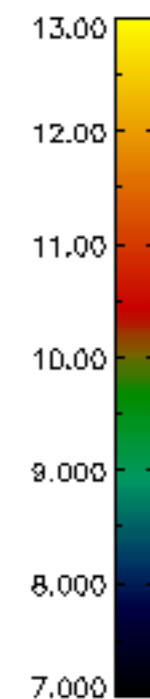
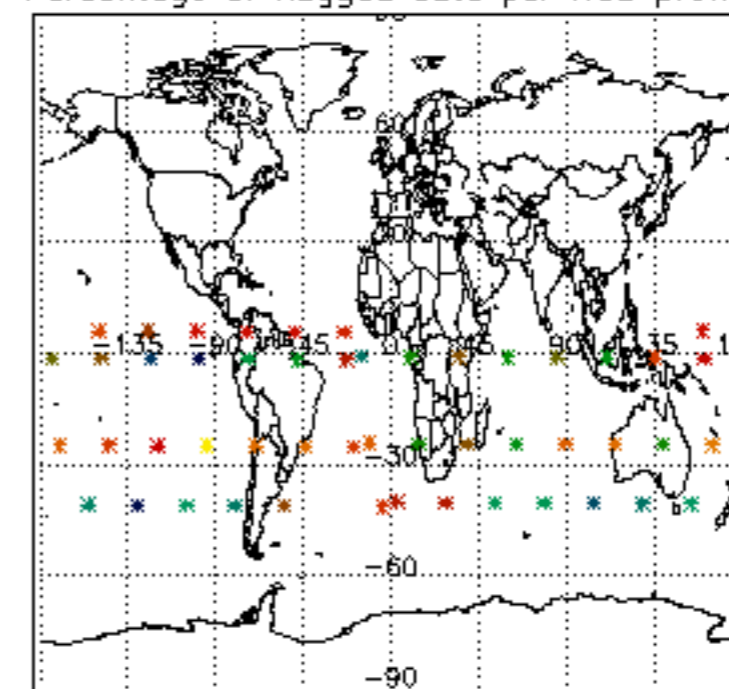
Percentage of flagged data per H2O profile

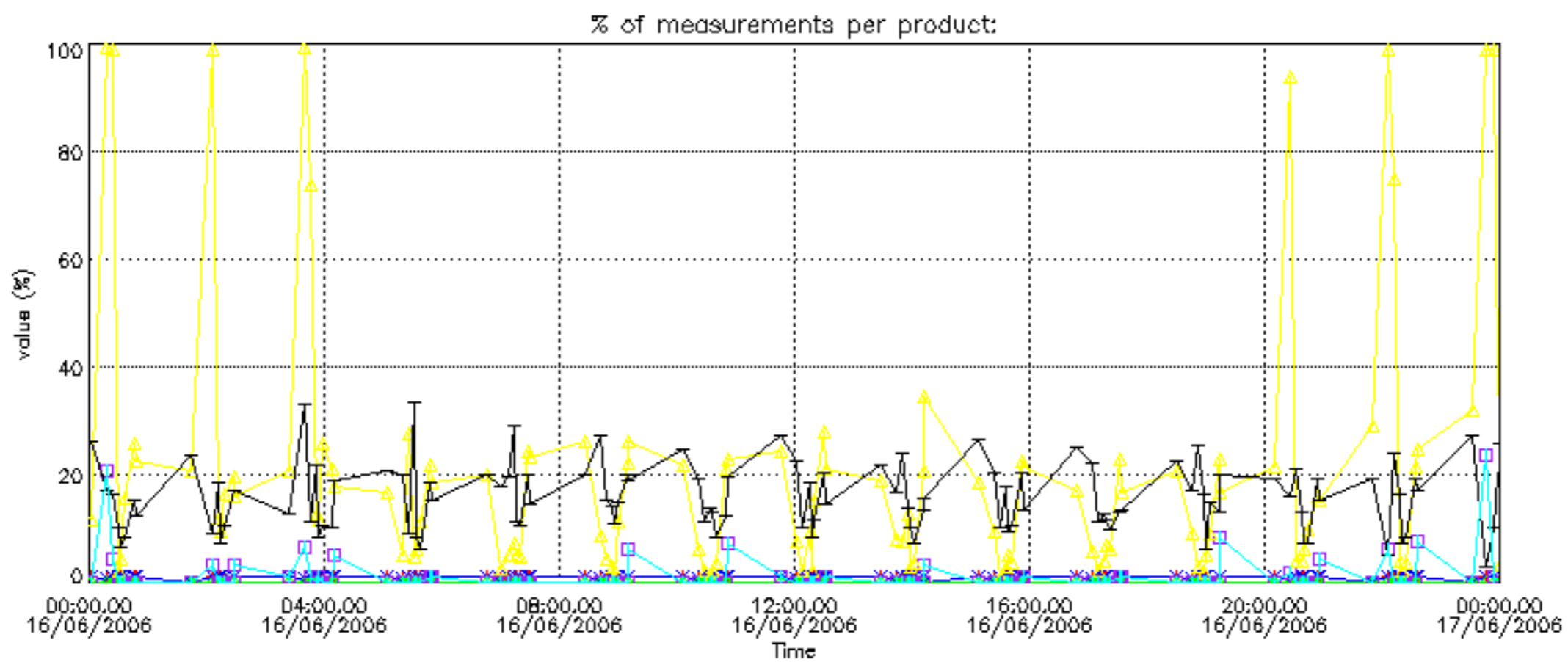
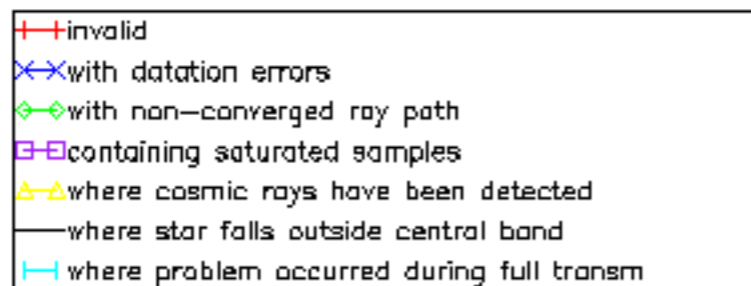


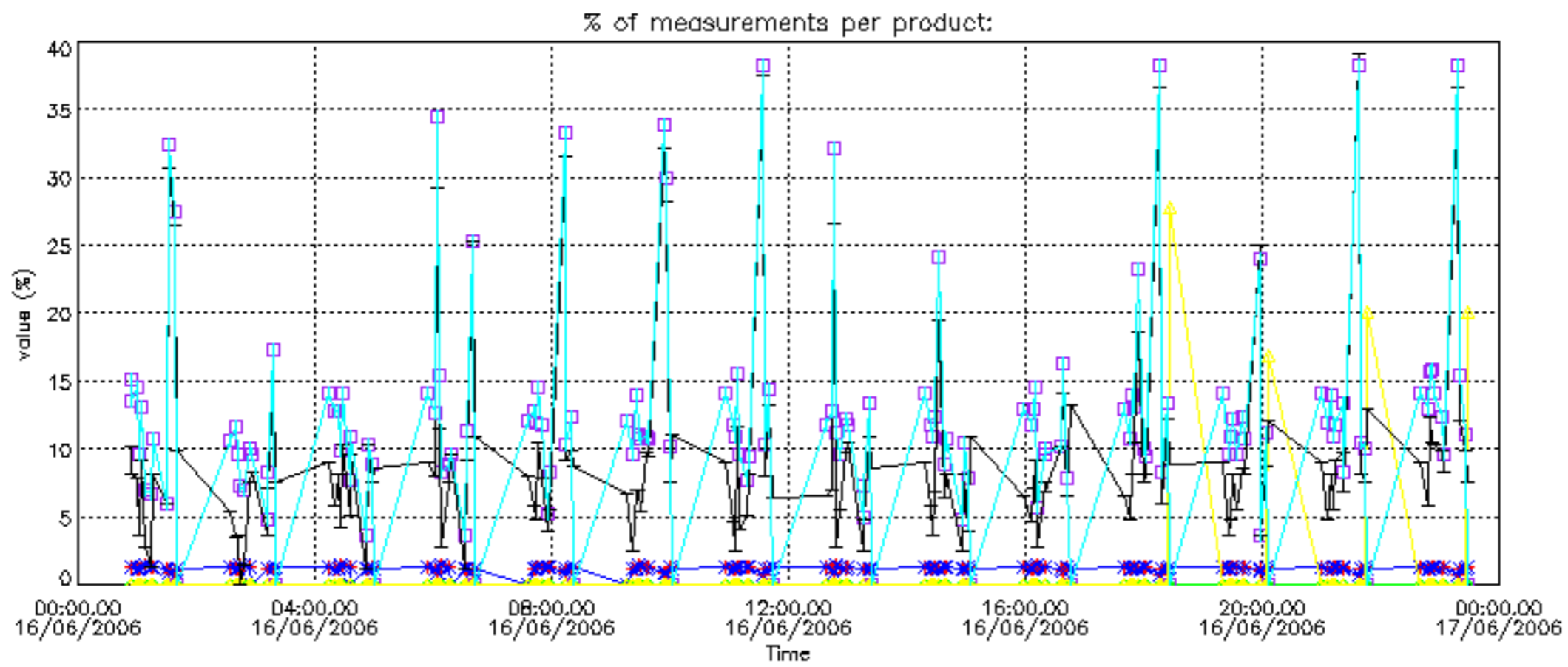
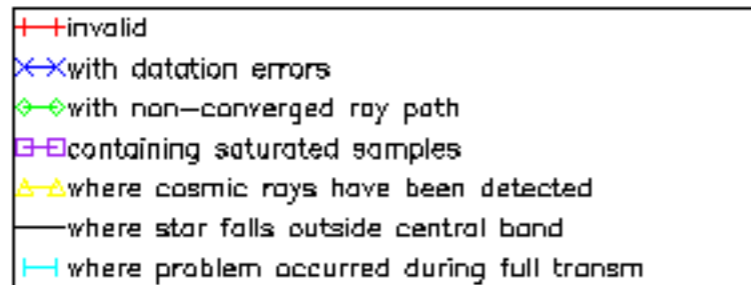
Percentage of flagged data per NO2 profile



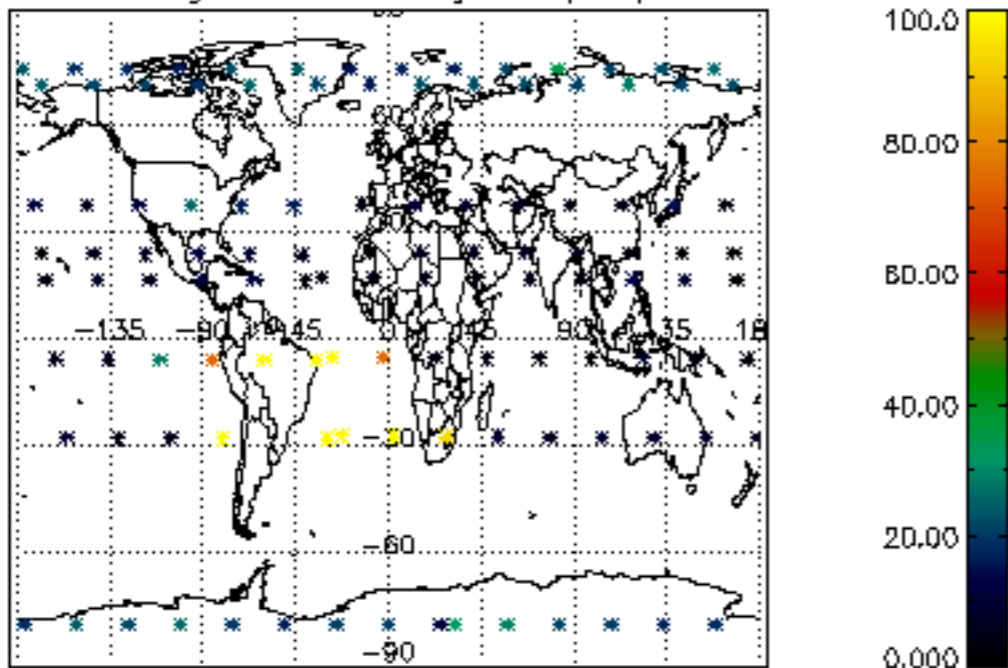
Percentage of flagged data per NO3 profile



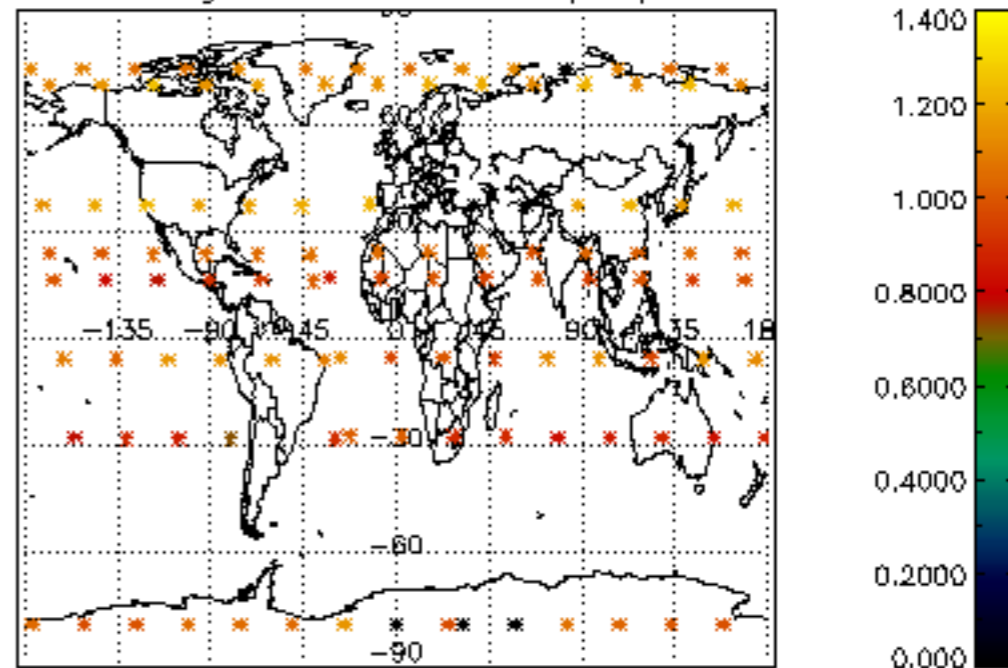




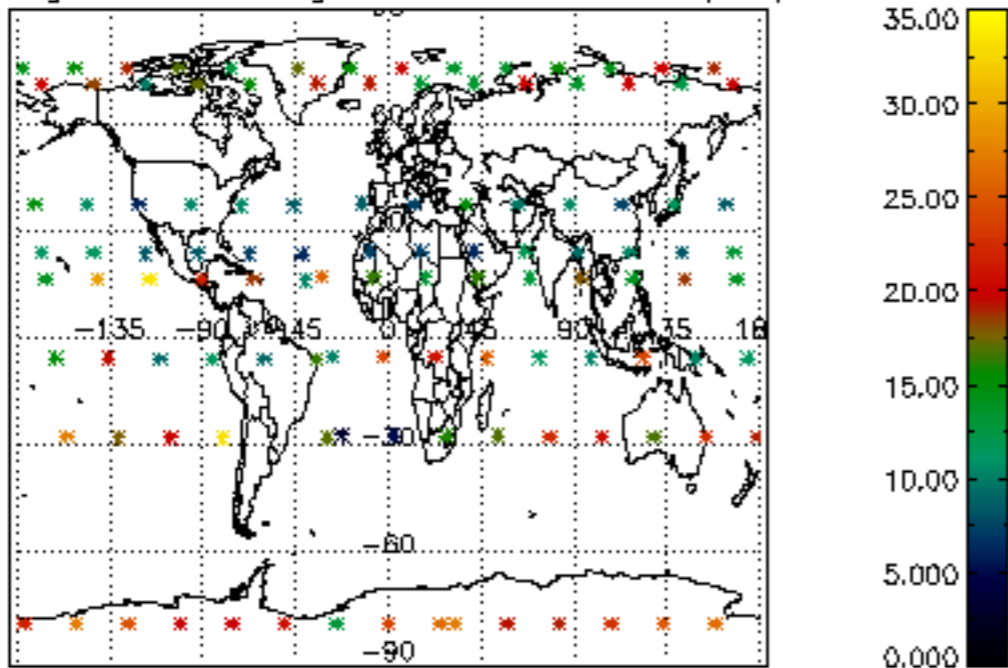
Percentage of cosmic ray hits per profile



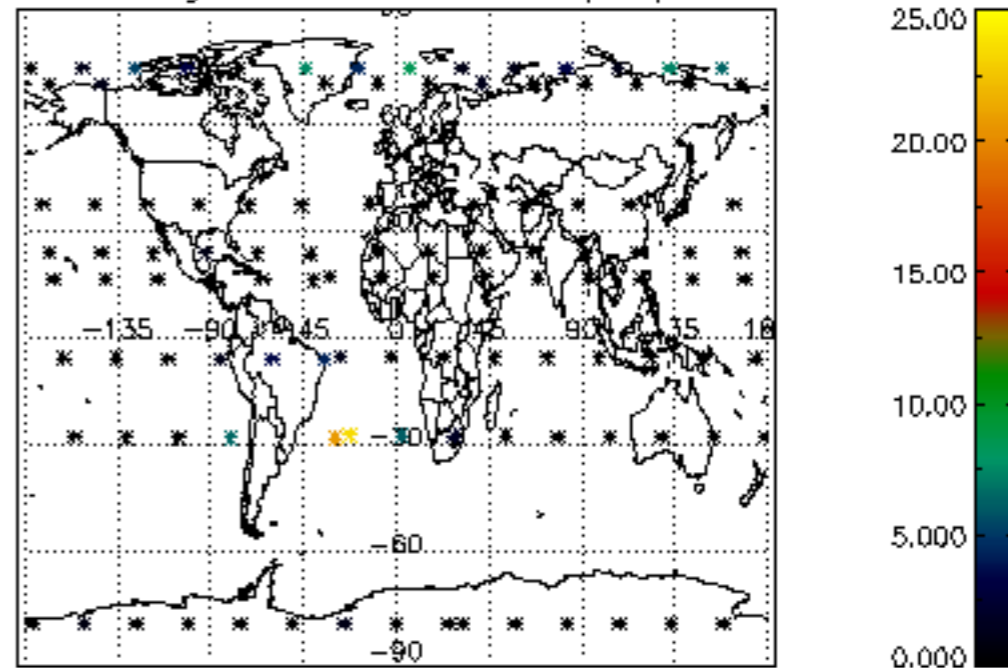
Percentage of datation errors per profile



Percentage of star falling outside central band per profile

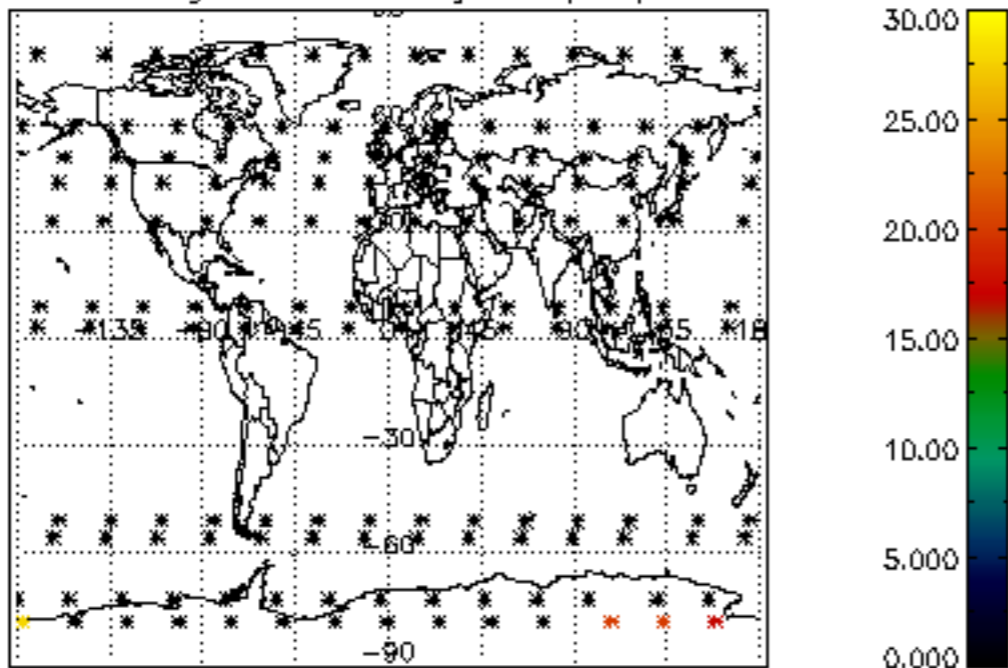


Percentage of saturation errors per profile

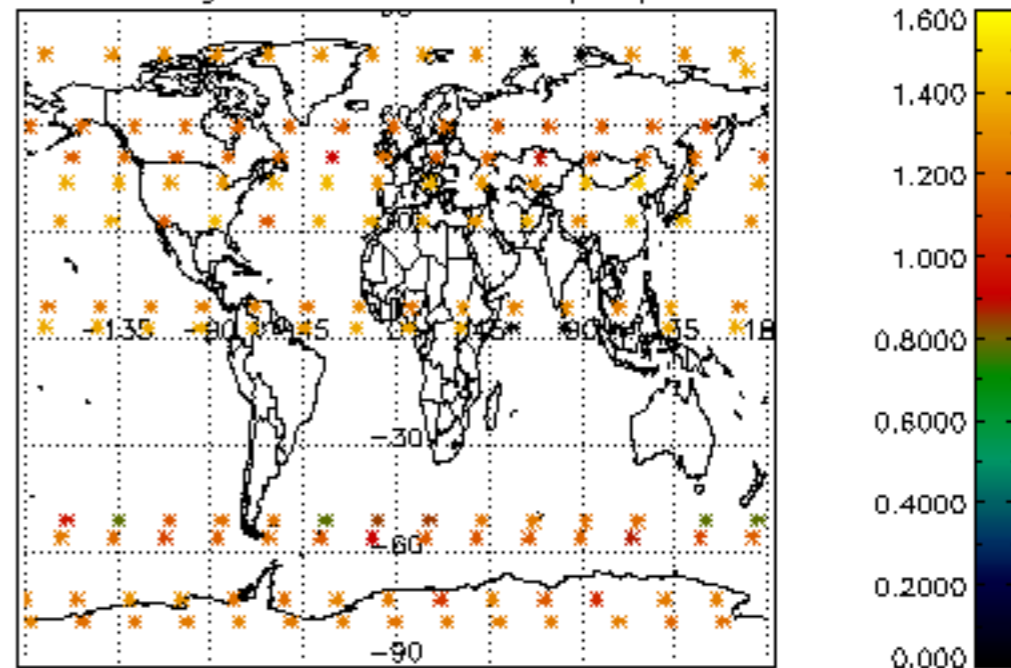




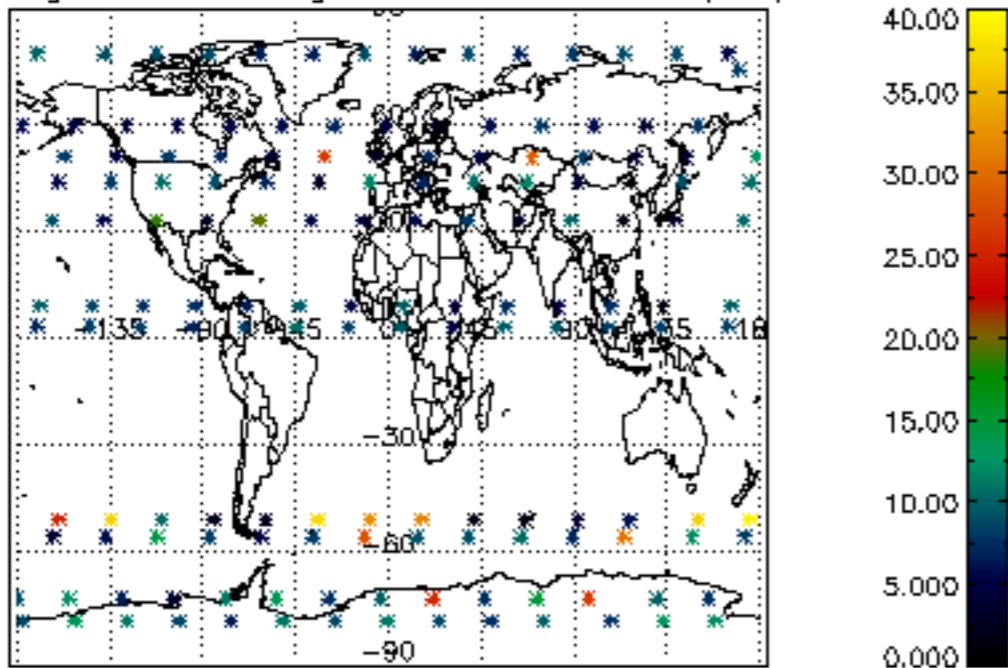
Percentage of cosmic ray hits per profile



Percentage of datation errors per profile



Percentage of star falling outside central band per profile



Percentage of saturation errors per profile

