

GOMOS Level 2 Daily Report

SUMMARY

[1. General Info](#)

[2. Summary of processed GOM_NL_2P products](#)

[3. Level 2 Quality information per product](#)

[3.1 Plot of level 2 quality information per product \(time dependant\)](#)

[3.2 Plot of level 2 quality information per product \(world map\)](#)

[4. Level 1 Quality information per product \(stored on level 2 products\)](#)

[4.1 Plot of level 1 quality information per product \(time dependant\)](#)

[4.1.1 Plot of level 1 quality information per product \(time dependant\): ASCENDING](#)

[4.1.2 Plot of level 1 quality information per product \(time dependant\): DESCENDING](#)

[4.2 Plot of level 1 quality information per product \(world map\)](#)

[4.2.1 Plot of level 1 quality information per product \(world map\): ASCENDING](#)

[4.2.2 Plot of level 1 quality information per product \(world map\): DESCENDING](#)

[5. Ozone profiles based on quality statistics and other trace gas profiles](#)

[5.1 Ozone statistics based on quality of products](#)

[5.2 Plot ozone profiles for all STD \(dark without errors\)](#)

[5.3 Plot ozone profiles where STD < 20% \(dark without errors\)](#)

[5.4. Plot ozone profiles where STD < 10% \(dark without errors\)](#)

[5.5. Plot ozone profiles where STD < 5% \(dark without errors\)](#)

[5.6 Plot NO2 profiles for all STD \(dark without errors\)](#)

[5.7 Plot NO3 profiles for all STD \(dark without errors\)](#)

[5.8 Plot H2O profiles \(only for occultations of stars 1,2,3,4,13,14,16,26,63 dark without errors\) for all STD](#)

[6. Auxiliary Data Files used for the production reported in section 2](#)

This report presents the daily analysis on parameters extracted from GOMOS level 2 data (GOM_NL__2P). It is intended to monitor some important parameters that will impact the quality of these products. A list of level 2 products (and content) that have arrived during the reporting day to the PCF is also given.

Item	Value
Time of report generation	23APR2013 23:41:20
Data source version	GOMOS/6.01
Start time of products	13-06-2006 (13JUN2006 00:00:00)
Stop time of products	14-06-2006 (14JUN2006 00:00:00)
Store outputs in DB	Yes
Nb of level 2 prods	249
Nb of prods with errors	0

2. Summary of processed GOM_NL__2P products.

Nr	Filename	UTC Start time	Limb	Duration	Star Id	Star Name	Star Mag	Star Temp	Nb Meas	Orbit	Prod. error
1	GOM_NL__2PRFIN20060613_001152_000000572048_00302_22400_0751.N1	13-JUN-2006 00:11:52	Dark	56.500	52	16Bet Cet	2.0370	4500.0	113	22400	No
2	GOM_NL__2PRFIN20060613_001814_000000432048_00302_22400_0752.N1	13-JUN-2006 00:18:14	Dark	42.500	84	Alp Phe	2.3970	4500.0	85	22400	No
3	GOM_NL__2PRFIN20060613_002418_000000492048_00303_22401_9112.N1	13-JUN-2006 00:24:18	Dark	49.000	63	Bet Gru	2.1500	2800.0	98	22401	No
4	GOM_NL__2PRFIN20060613_002621_000000472048_00303_22401_9113.N1	13-JUN-2006 00:26:21	Dark	47.000	31	Alp Gru	1.7340	15200.	94	22401	No
5	GOM_NL__2PRFIN20060613_003027_000000402048_00303_22401_9114.N1	13-JUN-2006 00:30:27	Straylight	40.000	45	Alp Pav	1.9400	26000.	80	22401	No
6	GOM_NL__2PRFIN20060613_003849_000000432048_00303_22401_9115.N1	13-JUN-2006 00:38:49	Twilight	43.000	40	The Sco	1.8590	7100.0	86	22401	No
7	GOM_NL__2PRFIN20060613_004033_000000432048_00303_22401_9116.N1	13-JUN-2006 00:40:33	Twilight	43.000	25	35Lam Sco	1.6200	28000.	86	22401	No
8	GOM_NL__2PRFIN20060613_004155_000000482048_00303_22401_9117.N1	13-JUN-2006 00:41:55	Twilight	48.000	167	10Gam2Sgr	2.9840	4500.0	96	22401	No
9	GOM_NL__2PRFIN20060613_004716_000000392048_00303_22401_9118.N1	13-JUN-2006 00:47:16	Bright	38.500	86	35Eta Oph	2.4300	10200.	77	22401	No
10	GOM_NL__2PRFIN20060613_004901_000000392048_00303_22401_9119.N1	13-JUN-2006 00:49:01	Bright	39.000	98	13Zet Oph	2.5710	30000.	78	22401	No
11	GOM_NL__2PRFIN20060613_005829_000000392048_00303_22401_9120.N1	13-JUN-2006 00:58:29	Bright	39.000	127	27Bet Her	2.7810	4700.0	78	22401	No
12	GOM_NL__2PRFIN20060613_010135_000000382048_00303_22401_9121.N1	13-JUN-2006 01:01:35	Bright	37.500	133	40Zet Her	2.8070	6000.0	75	22401	No
13	GOM_NL__2PRFIN20060613_010833_000000382048_00303_22401_9122.N1	13-JUN-2006 01:08:33	Bright	38.000	130	23Bet Dra	2.7990	5800.0	76	22401	No
14	GOM_NL__2PRFIN20060613_012520_000000632048_00303_22401_9123.N1	13-JUN-2006 01:25:20	Bright	63.000	74	11Bet Cas	2.2680	6600.0	126	22401	No
15	GOM_NL__2PRFIN20060613_013135_000000402048_00303_22401_9124.N1	13-JUN-2006 01:31:35	Bright	40.000	73	57Gam1And	2.2600	13100.	80	22401	No
16	GOM_NL__2PRFIN20060613_013348_000000392048_00303_22401_9125.N1	13-JUN-2006 01:33:48	Bright	38.500	173	4Bet Tri	3.0040	8900.0	77	22401	No
17	GOM_NL__2PRFIN20060613_013719_000000472048_00303_22401_9126.N1	13-JUN-2006 01:37:19	Twilight	47.000	50	13Alp Ari	2.0070	4250.0	94	22401	No
18	GOM_NL__2PRFIN20060613_015228_000000562048_00303_22401_9127.N1	13-JUN-2006 01:52:28	Dark	55.500	52	16Bet Cet	2.0370	4500.0	111	22401	No
19	GOM_NL__2PRFIN20060613_015851_000000492048_00303_22401_9128.N1	13-JUN-2006 01:58:51	Dark	48.500	84	Alp Phe	2.3970	4500.0	97	22401	No
20	GOM_NL__2PRFIN20060613_020455_000000522048_00304_22402_0736.N1	13-JUN-2006 02:04:55	Dark	52.000	63	Bet Gru	2.1500	2800.0	104	22402	No
21	GOM_NL__2PRFIN20060613_020658_000000482048_00304_22402_0737.N1	13-JUN-2006 02:06:58	Dark	48.000	31	Alp Gru	1.7340	15200.	96	22402	No
22	GOM_NL__2PRFIN20060613_021103_000000442048_00304_22402_0738.N1	13-JUN-2006 02:11:03	Straylight	44.000	45	Alp Pav	1.9400	26000.	88	22402	No
23	GOM_NL__2PRFIN20060613_021925_000000442048_00304_22402_0739.N1	13-JUN-2006 02:19:25	Twilight	43.500	40	The Sco	1.8590	7100.0	87	22402	No
24	GOM_NL__2PRFIN20060613_022109_000000452048_00304_22402_0740.N1	13-JUN-2006 02:21:09	Twilight	44.500	25	35Lam Sco	1.6200	28000.	89	22402	No
25	GOM_NL__2PRFIN20060613_022231_000000492048_00304_22402_0741.N1	13-JUN-2006 02:22:31	Twilight	48.500	167	10Gam2Sgr	2.9840	4500.0	97	22402	No
26	GOM_NL__2PRFIN20060613_022752_000000412048_00304_22402_0742.N1	13-JUN-2006 02:27:52	Bright	41.000	86	35Eta Oph	2.4300	10200.	82	22402	No
27	GOM_NL__2PRFIN20060613_022937_000000382048_00304_22402_0743.N1	13-JUN-2006 02:29:37	Bright	38.000	98	13Zet Oph	2.5710	30000.	76	22402	No
28	GOM_NL__2PRFIN20060613_023905_000000402048_00304_22402_0744.N1	13-JUN-2006 02:39:05	Bright	39.500	127	27Bet Her	2.7810	4700.0	79	22402	No
29	GOM_NL__2PRFIN20060613_024211_000000392048_00304_22402_0745.N1	13-JUN-2006 02:42:11	Bright	39.000	133	40Zet Her	2.8070	6000.0	78	22402	No
30	GOM_NL__2PRFIN20060613_024909_000000382048_00304_22402_0746.N1	13-JUN-2006 02:49:09	Bright	37.500	130	23Bet Dra	2.7990	5800.0	75	22402	No
31	GOM_NL__2PRFIN20060613_030556_000000432048_00304_22402_0747.N1	13-JUN-2006 03:05:56	Bright	42.500	74	11Bet Cas	2.2680	6600.0	85	22402	No
32	GOM_NL__2PRFIN20060613_031211_000000402048_00304_22402_0748.N1	13-JUN-2006 03:12:11	Bright	39.500	73	57Gam1And	2.2600	13100.	79	22402	No
33	GOM_NL__2PRFIN20060613_031424_000000382048_00304_22402_0749.N1	13-JUN-2006 03:14:24	Bright	37.500	173	4Bet Tri	3.0040	8900.0	75	22402	No
34	GOM_NL__2PRFIN20060613_031755_000000452048_00304_22402_0750.N1	13-JUN-2006 03:17:55	Twilight	44.500	50	13Alp Ari	2.0070	4250.0	89	22402	No
35	GOM_NL__2PRFIN20060613_033305_000000542048_00304_22402_0751.N1	13-JUN-2006 03:33:05	Dark	54.000	52	16Bet Cet	2.0370	4500.0	108	22402	No
36	GOM_NL__2PRFIN20060613_033927_000000452048_00304_22402_0752.N1	13-JUN-2006 03:39:27	Dark	45.000	84	Alp Phe	2.3970	4500.0	90	22402	No
37	GOM_NL__2PRFIN20060613_034532_000000522048_00305_22403_0737.N1	13-JUN-2006 03:45:32	Dark	51.500	63	Bet Gru	2.1500	2800.0	103	22403	No
38	GOM_NL__2PRFIN20060613_034735_000000482048_00305_22403_0738.N1	13-JUN-2006 03:47:35	Dark	47.500	31	Alp Gru	1.7340	15200.	95	22403	No
39	GOM_NL__2PRFIN20060613_035140_000000422048_00305_22403_0739.N1	13-JUN-2006 03:51:40	Straylight	42.000	45	Alp Pav	1.9400	26000.	84	22403	No
40	GOM_NL__2PRFIN20060613_040002_000000422048_00305_22403_0740.N1	13-JUN-2006 04:00:02	Twilight	42.000	40	The Sco	1.8590	7100.0	84	22403	No
41	GOM_NL__2PRFIN20060613_040145_000000442048_00305_22403_0741.N1	13-JUN-2006 04:01:45	Twilight	44.000	25	35Lam Sco	1.6200	28000.	88	22403	No
42	GOM_NL__2PRFIN20060613_040308_000000472048_00305_22403_0742.N1	13-JUN-2006 04:03:08	Twilight	46.500	167	10Gam2Sgr	2.9840	4500.0	93	22403	No

43	GOM_NL__2PRFIN20060613_040828_000000392048_00305_22403_0743.N1	13-JUN-2006 04:08:28	Bright	38.500	86	35Eta Oph	2.4300	10200.	77	22403	No
44	GOM_NL__2PRFIN20060613_041013_000000382048_00305_22403_0744.N1	13-JUN-2006 04:10:13	Bright	37.500	98	13Zet Oph	2.5710	30000.	75	22403	No
45	GOM_NL__2PRFIN20060613_041941_000000392048_00305_22403_0745.N1	13-JUN-2006 04:19:41	Bright	39.000	127	27Bet Her	2.7810	4700.0	78	22403	No
46	GOM_NL__2PRFIN20060613_042247_000000512048_00305_22403_0746.N1	13-JUN-2006 04:22:47	Bright	50.500	133	40Zet Her	2.8070	6000.0	101	22403	No
47	GOM_NL__2PRFIN20060613_042944_000000392048_00305_22403_0747.N1	13-JUN-2006 04:29:44	Bright	39.000	130	23Bet Dra	2.7990	5800.0	78	22403	No
48	GOM_NL__2PRFIN20060613_044631_000000462048_00305_22403_0748.N1	13-JUN-2006 04:46:31	Bright	45.500	74	11Bet Cas	2.2680	6600.0	91	22403	No
49	GOM_NL__2PRFIN20060613_045248_000000402048_00305_22403_0749.N1	13-JUN-2006 04:52:48	Bright	40.000	73	57Gam1And	2.2600	13100.	80	22403	No
50	GOM_NL__2PRFIN20060613_045500_000000392048_00305_22403_0750.N1	13-JUN-2006 04:55:00	Bright	38.500	173	4Bet Tri	3.0040	8900.0	77	22403	No
51	GOM_NL__2PRFIN20060613_045831_000000462048_00305_22403_0751.N1	13-JUN-2006 04:58:31	Twilight	45.500	50	13Alp Ari	2.0070	4250.0	91	22403	No
52	GOM_NL__2PRFIN20060613_051342_000000592048_00305_22403_0752.N1	13-JUN-2006 05:13:42	Dark	58.500	52	16Bet Cet	2.0370	4500.0	117	22403	No
53	GOM_NL__2PRFIN20060613_052004_000000482048_00305_22403_0753.N1	13-JUN-2006 05:20:04	Dark	47.500	84	Alp Phe	2.3970	4500.0	95	22403	No
54	GOM_NL__2PRFIN20060613_052609_000000652048_00306_22404_0738.N1	13-JUN-2006 05:26:09	Dark	65.000	63	Bet Gru	2.1500	2800.0	130	22404	No
55	GOM_NL__2PRFIN20060613_052812_000000482048_00306_22404_0739.N1	13-JUN-2006 05:28:12	Dark	48.000	31	Alp Gru	1.7340	15200.	96	22404	No
56	GOM_NL__2PRFIN20060613_053217_000000442048_00306_22404_0740.N1	13-JUN-2006 05:32:17	Straylight	43.500	45	Alp Pav	1.9400	26000.	87	22404	No
57	GOM_NL__2PRFIN20060613_054038_000000432048_00306_22404_0741.N1	13-JUN-2006 05:40:38	Twilight	42.500	40	The Sco	1.8590	7100.0	85	22404	No
58	GOM_NL__2PRFIN20060613_054222_000000432048_00306_22404_0742.N1	13-JUN-2006 05:42:22	Twilight	42.500	25	35Lam Sco	1.6200	28000.	85	22404	No
59	GOM_NL__2PRFIN20060613_054344_000000482048_00306_22404_0743.N1	13-JUN-2006 05:43:44	Twilight	48.000	167	10Gam2Sgr	2.9840	4500.0	96	22404	No
60	GOM_NL__2PRFIN20060613_054904_000000412048_00306_22404_0744.N1	13-JUN-2006 05:49:04	Bright	40.500	86	35Eta Oph	2.4300	10200.	81	22404	No
61	GOM_NL__2PRFIN20060613_055049_000000372048_00306_22404_0745.N1	13-JUN-2006 05:50:49	Bright	37.000	98	13Zet Oph	2.5710	30000.	74	22404	No
62	GOM_NL__2PRFIN20060613_060017_000000382048_00306_22404_0746.N1	13-JUN-2006 06:00:17	Bright	38.000	127	27Bet Her	2.7810	4700.0	76	22404	No
63	GOM_NL__2PRFIN20060613_060323_000000392048_00306_22404_0747.N1	13-JUN-2006 06:03:23	Bright	39.000	133	40Zet Her	2.8070	6000.0	78	22404	No
64	GOM_NL__2PRFIN20060613_061020_000000402048_00306_22404_0748.N1	13-JUN-2006 06:10:20	Bright	40.000	130	23Bet Dra	2.7990	5800.0	80	22404	No
65	GOM_NL__2PRFIN20060613_062707_000000632048_00306_22404_0749.N1	13-JUN-2006 06:27:07	Bright	63.000	74	11Bet Cas	2.2680	6600.0	126	22404	No
66	GOM_NL__2PRFIN20060613_063324_000000392048_00306_22404_0750.N1	13-JUN-2006 06:33:24	Bright	38.500	73	57Gam1And	2.2600	13100.	77	22404	No
67	GOM_NL__2PRFIN20060613_063537_000000382048_00306_22404_0751.N1	13-JUN-2006 06:35:37	Bright	38.000	173	4Bet Tri	3.0040	8900.0	76	22404	No
68	GOM_NL__2PRFIN20060613_063907_000000472048_00306_22404_0752.N1	13-JUN-2006 06:39:07	Twilight	47.000	50	13Alp Ari	2.0070	4250.0	94	22404	No
69	GOM_NL__2PRFIN20060613_065419_000000552048_00306_22404_0753.N1	13-JUN-2006 06:54:19	Dark	54.500	52	16Bet Cet	2.0370	4500.0	109	22404	No
70	GOM_NL__2PRFIN20060613_070041_000000522048_00306_22404_0754.N1	13-JUN-2006 07:00:41	Dark	51.500	84	Alp Phe	2.3970	4500.0	103	22404	No
71	GOM_NL__2PRFIN20060613_070646_000000512048_00307_22405_0739.N1	13-JUN-2006 07:06:46	Dark	51.000	63	Bet Gru	2.1500	2800.0	102	22405	No
72	GOM_NL__2PRFIN20060613_070849_000000492048_00307_22405_0740.N1	13-JUN-2006 07:08:49	Dark	48.500	31	Alp Gru	1.7340	15200.	97	22405	No
73	GOM_NL__2PRFIN20060613_071253_000000422048_00307_22405_0741.N1	13-JUN-2006 07:12:53	Straylight	42.000	45	Alp Pav	1.9400	26000.	84	22405	No
74	GOM_NL__2PRFIN20060613_072114_000000432048_00307_22405_0742.N1	13-JUN-2006 07:21:14	Twilight	42.500	40	The Sco	1.8590	7100.0	85	22405	No
75	GOM_NL__2PRFIN20060613_072258_000000432048_00307_22405_0743.N1	13-JUN-2006 07:22:58	Twilight	42.500	25	35Lam Sco	1.6200	28000.	85	22405	No
76	GOM_NL__2PRFIN20060613_072421_000000462048_00307_22405_0744.N1	13-JUN-2006 07:24:21	Twilight	46.000	167	10Gam2Sgr	2.9840	4500.0	92	22405	No
77	GOM_NL__2PRFIN20060613_072941_000000412048_00307_22405_0745.N1	13-JUN-2006 07:29:41	Bright	40.500	86	35Eta Oph	2.4300	10200.	81	22405	No
78	GOM_NL__2PRFIN20060613_073125_000000382048_00307_22405_0746.N1	13-JUN-2006 07:31:25	Bright	37.500	98	13Zet Oph	2.5710	30000.	75	22405	No
79	GOM_NL__2PRFIN20060613_074052_000000392048_00307_22405_0747.N1	13-JUN-2006 07:40:52	Bright	39.000	127	27Bet Her	2.7810	4700.0	78	22405	No
80	GOM_NL__2PRFIN20060613_074358_000000402048_00307_22405_0748.N1	13-JUN-2006 07:43:58	Bright	40.000	133	40Zet Her	2.8070	6000.0	80	22405	No
81	GOM_NL__2PRFIN20060613_075055_000000392048_00307_22405_0749.N1	13-JUN-2006 07:50:55	Bright	39.000	130	23Bet Dra	2.7990	5800.0	78	22405	No
82	GOM_NL__2PRFIN20060613_080743_000000512048_00307_22405_0750.N1	13-JUN-2006 08:07:43	Bright	51.000	74	11Bet Cas	2.2680	6600.0	102	22405	No
83	GOM_NL__2PRFIN20060613_081400_000000392048_00307_22405_0751.N1	13-JUN-2006 08:14:00	Bright	39.000	73	57Gam1And	2.2600	13100.	78	22405	No
84	GOM_NL__2PRFIN20060613_081613_000000372048_00307_22405_0752.N1	13-JUN-2006 08:16:13	Bright	37.000	173	4Bet Tri	3.0040	8900.0	74	22405	No
85	GOM_NL__2PRFIN20060613_081943_000000482048_00307_22405_0753.N1	13-JUN-2006 08:19:43	Twilight	48.000	50	13Alp Ari	2.0070	4250.0	96	22405	No
86	GOM_NL__2PRFIN20060613_083456_000000512048_00307_22405_0754.N1	13-JUN-2006 08:34:56	Dark	51.000	52	16Bet Cet	2.0370	4500.0	102	22405	No
87	GOM_NL__2PRFIN20060613_084118_000000462048_00307_22405_0755.N1	13-JUN-2006 08:41:18	Dark	46.000	84	Alp Phe	2.3970	4500.0	92	22405	No
88	GOM_NL__2PRFIN20060613_084723_000000602048_00308_22406_0739.N1	13-JUN-2006 08:47:23	Dark	59.500	63	Bet Gru	2.1500	2800.0	119	22406	No
89	GOM_NL__2PRFIN20060613_084925_000000492048_00308_22406_0740.N1	13-JUN-2006 08:49:25	Dark	48.500	31	Alp Gru	1.7340	15200.	97	22406	No
90	GOM_NL__2PRFIN20060613_085330_000000422048_00308_22406_0741.N1	13-JUN-2006 08:53:30	Straylight	41.500	45	Alp Pav	1.9400	26000.	83	22406	No
91	GOM_NL__2PRFIN20060613_090150_000000452048_00308_22406_0742.N1	13-JUN-2006 09:01:50	Twilight	45.000	40	The Sco	1.8590	7100.0	90	22406	No
92	GOM_NL__2PRFIN20060613_090334_000000442048_00308_22406_0743.N1	13-JUN-2006 09:03:34	Twilight	44.000	25	35Lam Sco	1.6200	28000.	88	22406	No
93	GOM_NL__2PRFIN20060613_090457_000000482048_00308_22406_0744.N1	13-JUN-2006 09:04:57	Twilight	48.000	167	10Gam2Sgr	2.9840	4500.0	96	22406	No
94	GOM_NL__2PRFIN20060613_091016_000000402048_00308_22406_0745.N1	13-JUN-2006 09:10:16	Bright	40.000	86	35Eta Oph	2.4300	10200.	80	22406	No
95	GOM_NL__2PRFIN20060613_091202_000000362048_00308_22406_0746.N1	13-JUN-2006 09:12:02	Bright	36.000	98	13Zet Oph	2.5710	30000.	72	22406	No
96	GOM_NL__2PRFIN20060613_092128_000000502048_00308_22406_0747.N1	13-JUN-2006 09:21:28	Bright	50.000	127	27Bet Her	2.7810	4700.0	100	22406	No
97	GOM_NL__2PRFIN20060613_092434_000000382048_00308_22406_0748.N1	13-JUN-2006 09:24:34	Bright	38.000	133	40Zet Her	2.8070	6000.0	76	22406	No
98	GOM_NL__2PRFIN20060613_093131_000000402048_00308_22406_0749.N1	13-JUN-2006 09:31:31	Bright	39.500	130	23Bet Dra	2.7990	5800.0	79	22406	No
99	GOM_NL__2PRFIN20060613_094818_000000422048_00308_22406_0750.N1	13-JUN-2006 09:48:18	Bright	41.500	74	11Bet Cas	2.2680	6600.0	83	22406	No
100	GOM_NL__2PRFIN20060613_095436_000000402048_00308_22406_0751.N1	13-JUN-2006 09:54:36	Bright	40.000	73	57Gam1And	2.2600	13100.	80	22406	No
101	GOM_NL__2PRFIN20060613_095656_000000592048_00308_22406_0752.N1	13-JUN-2006 09:56:56	Twilight	59.000	53	43Bet And	2.0480	3300.0	118	22406	No

102	GOM_NL__2PRFIN20060613_100020_000000482048_00308_22406_0753.N1	13-JUN-2006 10:00:20	Twilight	48.000	50	13Alp Ari	2.0070	4250.0	96	22406	No
103	GOM_NL__2PRFIN20060613_101533_000000552048_00308_22406_0754.N1	13-JUN-2006 10:15:33	Dark	54.500	52	16Bet Cet	2.0370	4500.0	109	22406	No
104	GOM_NL__2PRFIN20060613_102154_000000442048_00308_22406_0755.N1	13-JUN-2006 10:21:54	Dark	43.500	84	Alp Phe	2.3970	4500.0	87	22406	No
105	GOM_NL__2PRFIN20060613_102800_000000522048_00309_22407_0739.N1	13-JUN-2006 10:28:00	Dark	51.500	63	Bet Gru	2.1500	2800.0	103	22407	No
106	GOM_NL__2PRFIN20060613_103002_000000502048_00309_22407_0740.N1	13-JUN-2006 10:30:02	Dark	49.500	31	Alp Gru	1.7340	15200.	99	22407	No
107	GOM_NL__2PRFIN20060613_103406_000000432048_00309_22407_0741.N1	13-JUN-2006 10:34:06	Straylight	42.500	45	Alp Pav	1.9400	26000.	85	22407	No
108	GOM_NL__2PRFIN20060613_104227_000000462048_00309_22407_0742.N1	13-JUN-2006 10:42:27	Twi_and_stray	45.500	40	The Sco	1.8590	7100.0	91	22407	No
109	GOM_NL__2PRFIN20060613_104410_000000452048_00309_22407_0743.N1	13-JUN-2006 10:44:10	Twi_and_stray	44.500	25	35Lam Sco	1.6200	28000.	89	22407	No
110	GOM_NL__2PRFIN20060613_104533_000000502048_00309_22407_0744.N1	13-JUN-2006 10:45:33	Twi_and_stray	50.000	167	10Gam2Sgr	2.9840	4500.0	100	22407	No
111	GOM_NL__2PRFIN20060613_105053_000000412048_00309_22407_0745.N1	13-JUN-2006 10:50:53	Bright	40.500	86	35Eta Oph	2.4300	10200.	81	22407	No
112	GOM_NL__2PRFIN20060613_105238_000000382048_00309_22407_0746.N1	13-JUN-2006 10:52:38	Bright	37.500	98	13Zet Oph	2.5710	30000.	75	22407	No
113	GOM_NL__2PRFIN20060613_110204_000000392048_00309_22407_0747.N1	13-JUN-2006 11:02:04	Bright	39.000	127	27Bet Her	2.7810	4700.0	78	22407	No
114	GOM_NL__2PRFIN20060613_110510_000000372048_00309_22407_0748.N1	13-JUN-2006 11:05:10	Bright	36.500	133	40Zet Her	2.8070	6000.0	73	22407	No
115	GOM_NL__2PRFIN20060613_111206_000000412048_00309_22407_0749.N1	13-JUN-2006 11:12:06	Bright	40.500	130	23Bet Dra	2.7990	5800.0	81	22407	No
116	GOM_NL__2PRFIN20060613_112854_000000422048_00309_22407_0750.N1	13-JUN-2006 11:28:54	Bright	42.000	74	11Bet Cas	2.2680	6600.0	84	22407	No
117	GOM_NL__2PRFIN20060613_113512_000000402048_00309_22407_0751.N1	13-JUN-2006 11:35:12	Bright	39.500	73	57Gam1And	2.2600	13100.	79	22407	No
118	GOM_NL__2PRFIN20060613_113732_000000612048_00309_22407_0752.N1	13-JUN-2006 11:37:32	Twi_and_stray	61.000	53	43Bet And	2.0480	3300.0	122	22407	No
119	GOM_NL__2PRFIN20060613_114056_000000472048_00309_22407_0753.N1	13-JUN-2006 11:40:56	Twilight	47.000	50	13Alp Ari	2.0070	4250.0	94	22407	No
120	GOM_NL__2PRFIN20060613_115610_000000572048_00309_22407_0754.N1	13-JUN-2006 11:56:10	Dark	56.500	52	16Bet Cet	2.0370	4500.0	113	22407	No
121	GOM_NL__2PRFIN20060613_120231_000000442048_00309_22407_0755.N1	13-JUN-2006 12:02:31	Dark	44.000	84	Alp Phe	2.3970	4500.0	88	22407	No
122	GOM_NL__2PRFIN20060613_120837_000000472048_00310_22408_0739.N1	13-JUN-2006 12:08:37	Dark	47.000	63	Bet Gru	2.1500	2800.0	94	22408	No
123	GOM_NL__2PRFIN20060613_121039_000000472048_00310_22408_0740.N1	13-JUN-2006 12:10:39	Dark	47.000	31	Alp Gru	1.7340	15200.	94	22408	No
124	GOM_NL__2PRFIN20060613_121443_000000442048_00310_22408_0741.N1	13-JUN-2006 12:14:43	Straylight	43.500	45	Alp Pav	1.9400	26000.	87	22408	No
125	GOM_NL__2PRFIN20060613_122303_000000452048_00310_22408_0742.N1	13-JUN-2006 12:23:03	Twi_and_stray	44.500	40	The Sco	1.8590	7100.0	89	22408	No
126	GOM_NL__2PRFIN20060613_122447_000000442048_00310_22408_0743.N1	13-JUN-2006 12:24:47	Twi_and_stray	44.000	25	35Lam Sco	1.6200	28000.	88	22408	No
127	GOM_NL__2PRFIN20060613_122609_000000492048_00310_22408_0744.N1	13-JUN-2006 12:26:09	Twi_and_stray	48.500	167	10Gam2Sgr	2.9840	4500.0	97	22408	No
128	GOM_NL__2PRFIN20060613_123129_000000402048_00310_22408_0745.N1	13-JUN-2006 12:31:29	Bright	40.000	86	35Eta Oph	2.4300	10200.	80	22408	No
129	GOM_NL__2PRFIN20060613_123313_000000362048_00310_22408_0746.N1	13-JUN-2006 12:33:13	Bright	36.000	98	13Zet Oph	2.5710	30000.	72	22408	No
130	GOM_NL__2PRFIN20060613_124240_000000362048_00310_22408_0747.N1	13-JUN-2006 12:42:40	Bright	35.500	127	27Bet Her	2.7810	4700.0	71	22408	No
131	GOM_NL__2PRFIN20060613_124545_000000562048_00310_22408_0748.N1	13-JUN-2006 12:45:45	Bright	56.000	133	40Zet Her	2.8070	6000.0	112	22408	No
132	GOM_NL__2PRFIN20060613_125242_000000412048_00310_22408_0749.N1	13-JUN-2006 12:52:42	Bright	40.500	130	23Bet Dra	2.7990	5800.0	81	22408	No
133	GOM_NL__2PRFIN20060613_130930_000000402048_00310_22408_0750.N1	13-JUN-2006 13:09:30	Bright	40.000	74	11Bet Cas	2.2680	6600.0	80	22408	No
134	GOM_NL__2PRFIN20060613_131547_000000402048_00310_22408_0751.N1	13-JUN-2006 13:15:47	Bright	39.500	73	57Gam1And	2.2600	13100.	79	22408	No
135	GOM_NL__2PRFIN20060613_131808_000000552048_00310_22408_0752.N1	13-JUN-2006 13:18:08	Twi_and_stray	54.500	53	43Bet And	2.0480	3300.0	109	22408	No
136	GOM_NL__2PRFIN20060613_132132_000000492048_00310_22408_0753.N1	13-JUN-2006 13:21:32	Twilight	49.000	50	13Alp Ari	2.0070	4250.0	98	22408	No
137	GOM_NL__2PRFIN20060613_133647_000000532048_00310_22408_0754.N1	13-JUN-2006 13:36:47	Dark	53.000	52	16Bet Cet	2.0370	4500.0	106	22408	No
138	GOM_NL__2PRFIN20060613_134308_000000452048_00310_22408_0755.N1	13-JUN-2006 13:43:08	Dark	44.500	84	Alp Phe	2.3970	4500.0	89	22408	No
139	GOM_NL__2PRFIN20060613_134914_000000522048_00311_22409_0759.N1	13-JUN-2006 13:49:14	Dark	52.000	63	Bet Gru	2.1500	2800.0	104	22409	No
140	GOM_NL__2PRFIN20060613_135116_000000462048_00311_22409_0760.N1	13-JUN-2006 13:51:16	Dark	46.000	31	Alp Gru	1.7340	15200.	92	22409	No
141	GOM_NL__2PRFIN20060613_135519_000000442048_00311_22409_0761.N1	13-JUN-2006 13:55:19	Straylight	43.500	45	Alp Pav	1.9400	26000.	87	22409	No
142	GOM_NL__2PRFIN20060613_140339_000000422048_00311_22409_0762.N1	13-JUN-2006 14:03:39	Twi_and_stray	42.000	40	The Sco	1.8590	7100.0	84	22409	No
143	GOM_NL__2PRFIN20060613_140523_000000442048_00311_22409_0763.N1	13-JUN-2006 14:05:23	Twi_and_stray	44.000	25	35Lam Sco	1.6200	28000.	88	22409	No
144	GOM_NL__2PRFIN20060613_140646_000000472048_00311_22409_0764.N1	13-JUN-2006 14:06:46	Twi_and_stray	47.000	167	10Gam2Sgr	2.9840	4500.0	94	22409	No
145	GOM_NL__2PRFIN20060613_141205_000000402048_00311_22409_0765.N1	13-JUN-2006 14:12:05	Bright	40.000	86	35Eta Oph	2.4300	10200.	80	22409	No
146	GOM_NL__2PRFIN20060613_141349_000000372048_00311_22409_0766.N1	13-JUN-2006 14:13:49	Bright	36.500	98	13Zet Oph	2.5710	30000.	73	22409	No
147	GOM_NL__2PRFIN20060613_142316_000000382048_00311_22409_0767.N1	13-JUN-2006 14:23:16	Bright	38.000	127	27Bet Her	2.7810	4700.0	76	22409	No
148	GOM_NL__2PRFIN20060613_142621_000000562048_00311_22409_0768.N1	13-JUN-2006 14:26:21	Bright	56.000	133	40Zet Her	2.8070	6000.0	112	22409	No
149	GOM_NL__2PRFIN20060613_143317_000000372048_00311_22409_0769.N1	13-JUN-2006 14:33:17	Bright	37.000	130	23Bet Dra	2.7990	5800.0	74	22409	No
150	GOM_NL__2PRFIN20060613_145005_000000632048_00311_22409_0770.N1	13-JUN-2006 14:50:05	Bright	63.000	74	11Bet Cas	2.2680	6600.0	126	22409	No
151	GOM_NL__2PRFIN20060613_145624_000000402048_00311_22409_0771.N1	13-JUN-2006 14:56:24	Bright	40.000	73	57Gam1And	2.2600	13100.	80	22409	No
152	GOM_NL__2PRFIN20060613_145844_000000572048_00311_22409_0772.N1	13-JUN-2006 14:58:44	Twi_and_stray	57.000	53	43Bet And	2.0480	3300.0	114	22409	No
153	GOM_NL__2PRFIN20060613_150208_000000512048_00311_22409_0773.N1	13-JUN-2006 15:02:08	Twilight	50.500	50	13Alp Ari	2.0070	4250.0	101	22409	No
154	GOM_NL__2PRFIN20060613_151724_000000552048_00311_22409_0774.N1	13-JUN-2006 15:17:24	Dark	55.000	52	16Bet Cet	2.0370	4500.0	110	22409	No
155	GOM_NL__2PRFIN20060613_152344_000000472048_00311_22409_0775.N1	13-JUN-2006 15:23:44	Dark	47.000	84	Alp Phe	2.3970	4500.0	94	22409	No
156	GOM_NL__2PRFIN20060613_152951_000000502048_00312_22410_0759.N1	13-JUN-2006 15:29:51	Dark	49.500	63	Bet Gru	2.1500	2800.0	99	22410	No
157	GOM_NL__2PRFIN20060613_153153_000000542048_00312_22410_0760.N1	13-JUN-2006 15:31:53	Dark	54.000	31	Alp Gru	1.7340	15200.	108	22410	No
158	GOM_NL__2PRFIN20060613_153556_000000422048_00312_22410_0761.N1	13-JUN-2006 15:35:56	Straylight	41.500	45	Alp Pav	1.9400	26000.	83	22410	No
159	GOM_NL__2PRFIN20060613_154416_000000442048_00312_22410_0762.N1	13-JUN-2006 15:44:16	Twi_and_stray	43.500	40	The Sco	1.8590	7100.0	87	22410	No
160	GOM_NL__2PRFIN20060613_154559_000000422048_00312_22410_0763.N1	13-JUN-2006 15:45:59	Twi_and_stray	42.000	25	35Lam Sco	1.6200	28000.	84	22410	No

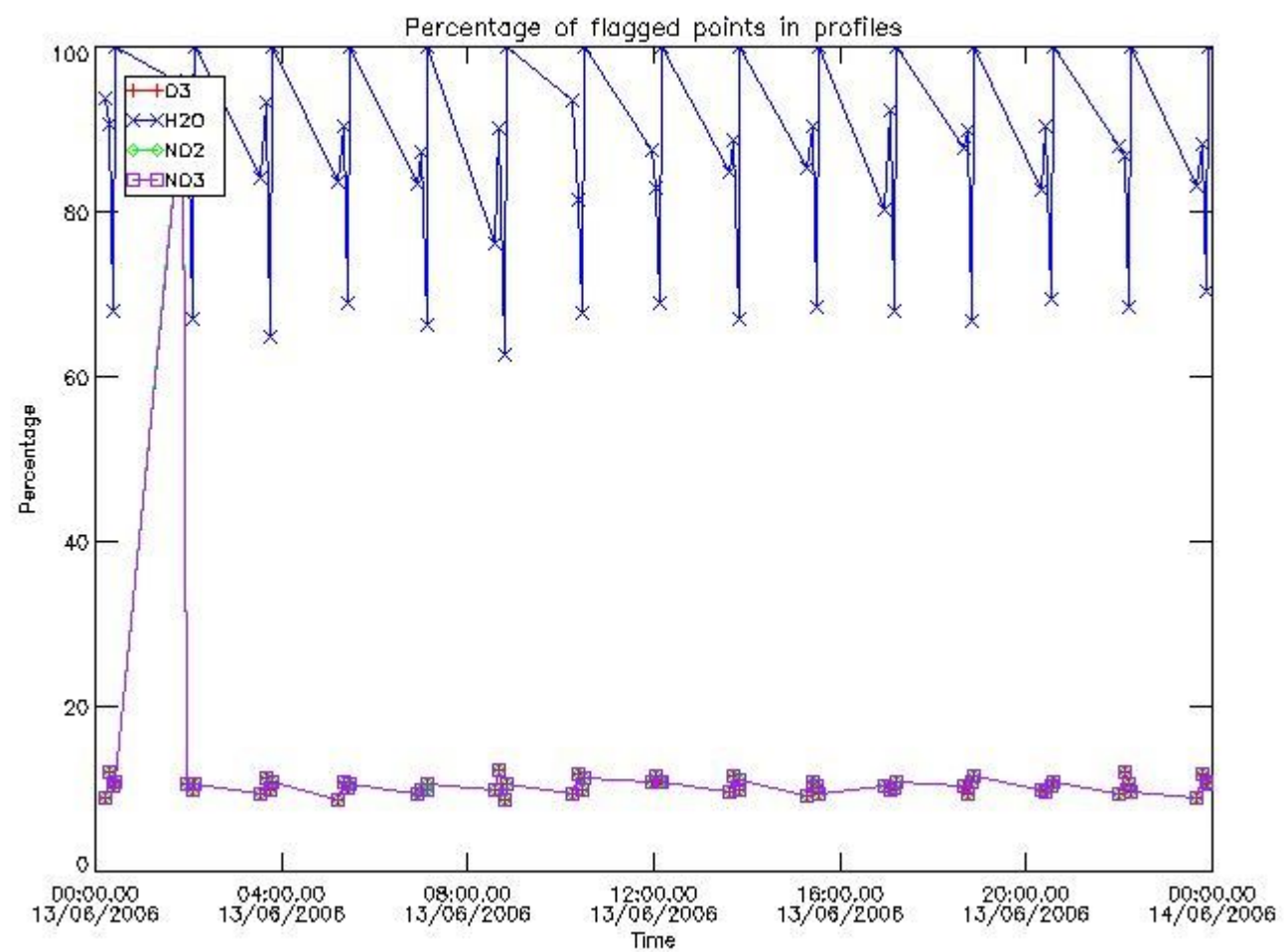
161	GOM_NL__2PRFIN20060613_154722_000000462048_00312_22410_0764.N1	13-JUN-2006 15:47:22	Twilight	45.500	167	10Gam2Sgr	2.9840	4500.0	91	22410	No
162	GOM_NL__2PRFIN20060613_155241_000000402048_00312_22410_0765.N1	13-JUN-2006 15:52:41	Bright	40.000	86	35Eta Oph	2.4300	10200.	80	22410	No
163	GOM_NL__2PRFIN20060613_155425_000000382048_00312_22410_0766.N1	13-JUN-2006 15:54:25	Bright	37.500	98	13Zet Oph	2.5710	30000.	75	22410	No
164	GOM_NL__2PRFIN20060613_160351_000000372048_00312_22410_0767.N1	13-JUN-2006 16:03:51	Bright	37.000	127	27Bet Her	2.7810	4700.0	74	22410	No
165	GOM_NL__2PRFIN20060613_160657_000000392048_00312_22410_0768.N1	13-JUN-2006 16:06:57	Bright	39.000	133	40Zet Her	2.8070	6000.0	78	22410	No
166	GOM_NL__2PRFIN20060613_161353_000000422048_00312_22410_0769.N1	13-JUN-2006 16:13:53	Bright	41.500	130	23Bet Dra	2.7990	5800.0	83	22410	No
167	GOM_NL__2PRFIN20060613_161517_000000372048_00312_22410_0770.N1	13-JUN-2006 16:15:17	Bright	37.000	119	14Eta Dra	2.7270	4700.0	74	22410	No
168	GOM_NL__2PRFIN20060613_163041_000000532048_00312_22410_0771.N1	13-JUN-2006 16:30:41	Bright	52.500	74	11Bet Cas	2.2680	6600.0	105	22410	No
169	GOM_NL__2PRFIN20060613_163700_000000372048_00312_22410_0772.N1	13-JUN-2006 16:37:00	Bright	36.500	73	57Gam1And	2.2600	13100.	73	22410	No
170	GOM_NL__2PRFIN20060613_163920_000000532048_00312_22410_0773.N1	13-JUN-2006 16:39:20	Twilight	53.000	53	43Bet And	2.0480	3300.0	106	22410	No
171	GOM_NL__2PRFIN20060613_164244_000000482048_00312_22410_0774.N1	13-JUN-2006 16:42:44	Twilight	47.500	50	13Alp Ari	2.0070	4250.0	95	22410	No
172	GOM_NL__2PRFIN20060613_165801_000000542048_00312_22410_0775.N1	13-JUN-2006 16:58:01	Dark	53.500	52	16Bet Cet	2.0370	4500.0	107	22410	No
173	GOM_NL__2PRFIN20060613_170421_000000522048_00312_22410_0776.N1	13-JUN-2006 17:04:21	Dark	52.000	84	Alp Phe	2.3970	4500.0	104	22410	No
174	GOM_NL__2PRFIN20060613_171028_000000512048_00313_22411_0759.N1	13-JUN-2006 17:10:28	Dark	50.500	63	Bet Gru	2.1500	2800.0	101	22411	No
175	GOM_NL__2PRFIN20060613_171230_000000482048_00313_22411_0760.N1	13-JUN-2006 17:12:30	Dark	47.500	31	Alp Gru	1.7340	15200.	95	22411	No
176	GOM_NL__2PRFIN20060613_171633_000000432048_00313_22411_0761.N1	13-JUN-2006 17:16:33	Straylight	42.500	45	Alp Pav	1.9400	26000.	85	22411	No
177	GOM_NL__2PRFIN20060613_172452_000000452048_00313_22411_0762.N1	13-JUN-2006 17:24:52	Twilight	44.500	40	The Sco	1.8590	7100.0	89	22411	No
178	GOM_NL__2PRFIN20060613_172635_000000412048_00313_22411_0763.N1	13-JUN-2006 17:26:35	Twilight	41.000	25	35Lam Sco	1.6200	28000.	82	22411	No
179	GOM_NL__2PRFIN20060613_172758_000000442048_00313_22411_0764.N1	13-JUN-2006 17:27:58	Twilight	44.000	167	10Gam2Sgr	2.9840	4500.0	88	22411	No
180	GOM_NL__2PRFIN20060613_173317_000000402048_00313_22411_0765.N1	13-JUN-2006 17:33:17	Bright	40.000	86	35Eta Oph	2.4300	10200.	80	22411	No
181	GOM_NL__2PRFIN20060613_173502_000000372048_00313_22411_0766.N1	13-JUN-2006 17:35:02	Bright	37.000	98	13Zet Oph	2.5710	30000.	74	22411	No
182	GOM_NL__2PRFIN20060613_174427_000000362048_00313_22411_0767.N1	13-JUN-2006 17:44:27	Bright	36.000	127	27Bet Her	2.7810	4700.0	72	22411	No
183	GOM_NL__2PRFIN20060613_174733_000000402048_00313_22411_0768.N1	13-JUN-2006 17:47:33	Bright	40.000	133	40Zet Her	2.8070	6000.0	80	22411	No
184	GOM_NL__2PRFIN20060613_175428_000000422048_00313_22411_0769.N1	13-JUN-2006 17:54:28	Bright	42.000	130	23Bet Dra	2.7990	5800.0	84	22411	No
185	GOM_NL__2PRFIN20060613_175553_000000382048_00313_22411_0770.N1	13-JUN-2006 17:55:53	Bright	38.000	119	14Eta Dra	2.7270	4700.0	76	22411	No
186	GOM_NL__2PRFIN20060613_181117_000000412048_00313_22411_0771.N1	13-JUN-2006 18:11:17	Bright	40.500	74	11Bet Cas	2.2680	6600.0	81	22411	No
187	GOM_NL__2PRFIN20060613_181736_000000402048_00313_22411_0772.N1	13-JUN-2006 18:17:36	Bright	40.000	73	57Gam1And	2.2600	13100.	80	22411	No
188	GOM_NL__2PRFIN20060613_181956_000000542048_00313_22411_0773.N1	13-JUN-2006 18:19:56	Twilight	53.500	53	43Bet And	2.0480	3300.0	107	22411	No
189	GOM_NL__2PRFIN20060613_182321_000000452048_00313_22411_0774.N1	13-JUN-2006 18:23:21	Twilight	45.000	50	13Alp Ari	2.0070	4250.0	90	22411	No
190	GOM_NL__2PRFIN20060613_183838_000000502048_00313_22411_0775.N1	13-JUN-2006 18:38:38	Dark	49.500	52	16Bet Cet	2.0370	4500.0	99	22411	No
191	GOM_NL__2PRFIN20060613_184458_000000552048_00313_22411_0776.N1	13-JUN-2006 18:44:58	Dark	54.500	84	Alp Phe	2.3970	4500.0	109	22411	No
192	GOM_NL__2PRFIN20060613_185105_000000522048_00314_22412_0759.N1	13-JUN-2006 18:51:05	Dark	51.500	63	Bet Gru	2.1500	2800.0	103	22412	No
193	GOM_NL__2PRFIN20060613_185307_000000482048_00314_22412_0760.N1	13-JUN-2006 18:53:07	Dark	48.000	31	Alp Gru	1.7340	15200.	96	22412	No
194	GOM_NL__2PRFIN20060613_185709_000000412048_00314_22412_0761.N1	13-JUN-2006 18:57:09	Straylight	41.000	45	Alp Pav	1.9400	26000.	82	22412	No
195	GOM_NL__2PRFIN20060613_190528_000000462048_00314_22412_0762.N1	13-JUN-2006 19:05:28	Twilight	45.500	40	The Sco	1.8590	7100.0	91	22412	No
196	GOM_NL__2PRFIN20060613_190712_000000452048_00314_22412_0763.N1	13-JUN-2006 19:07:12	Twilight	44.500	25	35Lam Sco	1.6200	28000.	89	22412	No
197	GOM_NL__2PRFIN20060613_190834_000000492048_00314_22412_0764.N1	13-JUN-2006 19:08:34	Twilight	48.500	167	10Gam2Sgr	2.9840	4500.0	97	22412	No
198	GOM_NL__2PRFIN20060613_191353_000000402048_00314_22412_0765.N1	13-JUN-2006 19:13:53	Bright	40.000	86	35Eta Oph	2.4300	10200.	80	22412	No
199	GOM_NL__2PRFIN20060613_191538_000000362048_00314_22412_0766.N1	13-JUN-2006 19:15:38	Bright	36.000	98	13Zet Oph	2.5710	30000.	72	22412	No
200	GOM_NL__2PRFIN20060613_192503_000000372048_00314_22412_0767.N1	13-JUN-2006 19:25:03	Bright	37.000	127	27Bet Her	2.7810	4700.0	74	22412	No
201	GOM_NL__2PRFIN20060613_192808_000000362048_00314_22412_0768.N1	13-JUN-2006 19:28:08	Bright	36.000	133	40Zet Her	2.8070	6000.0	72	22412	No
202	GOM_NL__2PRFIN20060613_193504_000000412048_00314_22412_0769.N1	13-JUN-2006 19:35:04	Bright	41.000	130	23Bet Dra	2.7990	5800.0	82	22412	No
203	GOM_NL__2PRFIN20060613_193629_000000382048_00314_22412_0770.N1	13-JUN-2006 19:36:29	Bright	37.500	119	14Eta Dra	2.7270	4700.0	75	22412	No
204	GOM_NL__2PRFIN20060613_195152_000000432048_00314_22412_0771.N1	13-JUN-2006 19:51:52	Bright	42.500	74	11Bet Cas	2.2680	6600.0	85	22412	No
205	GOM_NL__2PRFIN20060613_195812_000000402048_00314_22412_0772.N1	13-JUN-2006 19:58:12	Bright	40.000	73	57Gam1And	2.2600	13100.	80	22412	No
206	GOM_NL__2PRFIN20060613_200032_000000572048_00314_22412_0773.N1	13-JUN-2006 20:00:32	Twilight	56.500	53	43Bet And	2.0480	3300.0	113	22412	No
207	GOM_NL__2PRFIN20060613_200357_000000472048_00314_22412_0774.N1	13-JUN-2006 20:03:57	Twilight	47.000	50	13Alp Ari	2.0070	4250.0	94	22412	No
208	GOM_NL__2PRFIN20060613_201915_000000522048_00314_22412_0775.N1	13-JUN-2006 20:19:15	Dark	52.000	52	16Bet Cet	2.0370	4500.0	104	22412	No
209	GOM_NL__2PRFIN20060613_202535_000000532048_00314_22412_0776.N1	13-JUN-2006 20:25:35	Dark	52.500	84	Alp Phe	2.3970	4500.0	105	22412	No
210	GOM_NL__2PRFIN20060613_203141_000000502048_00315_22413_0760.N1	13-JUN-2006 20:31:41	Dark	49.500	63	Bet Gru	2.1500	2800.0	99	22413	No
211	GOM_NL__2PRFIN20060613_203344_000000482048_00315_22413_0761.N1	13-JUN-2006 20:33:44	Dark	47.500	31	Alp Gru	1.7340	15200.	95	22413	No
212	GOM_NL__2PRFIN20060613_203746_000000412048_00315_22413_0762.N1	13-JUN-2006 20:37:46	Straylight	41.000	45	Alp Pav	1.9400	26000.	82	22413	No
213	GOM_NL__2PRFIN20060613_204605_000000442048_00315_22413_0763.N1	13-JUN-2006 20:46:05	Twilight	44.000	40	The Sco	1.8590	7100.0	88	22413	No
214	GOM_NL__2PRFIN20060613_204748_000000452048_00315_22413_0764.N1	13-JUN-2006 20:47:48	Twilight	45.000	25	35Lam Sco	1.6200	28000.	90	22413	No
215	GOM_NL__2PRFIN20060613_204911_000000482048_00315_22413_0765.N1	13-JUN-2006 20:49:11	Twilight	48.000	167	10Gam2Sgr	2.9840	4500.0	96	22413	No
216	GOM_NL__2PRFIN20060613_205429_000000392048_00315_22413_0766.N1	13-JUN-2006 20:54:29	Bright	39.000	86	35Eta Oph	2.4300	10200.	78	22413	No
217	GOM_NL__2PRFIN20060613_205614_000000382048_00315_22413_0767.N1	13-JUN-2006 20:56:14	Bright	37.500	98	13Zet Oph	2.5710	30000.	75	22413	No
218	GOM_NL__2PRFIN20060613_210539_000000392048_00315_22413_0768.N1	13-JUN-2006 21:05:39	Bright	39.000	127	27Bet Her	2.7810	4700.0	78	22413	No
219	GOM_NL__2PRFIN20060613_210844_000000392048_00315_22413_0769.N1	13-JUN-2006 21:08:44	Bright	38.500	133	40Zet Her	2.8070	6000.0	77	22413	No

220	GOM_NL__2PRFIN20060613_211539_000000422048_00315_22413_0770.N1	13-JUN-2006 21:15:39	Bright	42.000	130	23Bet Dra	2.7990	5800.0	84	22413	No
221	GOM_NL__2PRFIN20060613_211704_000000382048_00315_22413_0771.N1	13-JUN-2006 21:17:04	Bright	37.500	119	14Eta Dra	2.7270	4700.0	75	22413	No
222	GOM_NL__2PRFIN20060613_213228_000000632048_00315_22413_0772.N1	13-JUN-2006 21:32:28	Bright	63.000	74	11Bet Cas	2.2680	6600.0	126	22413	No
223	GOM_NL__2PRFIN20060613_213848_000000382048_00315_22413_0773.N1	13-JUN-2006 21:38:48	Bright	37.500	73	57Gam1And	2.2600	13100.	75	22413	No
224	GOM_NL__2PRFIN20060613_214108_000000562048_00315_22413_0774.N1	13-JUN-2006 21:41:08	Twilight	55.500	53	43Bet And	2.0480	3300.0	111	22413	No
225	GOM_NL__2PRFIN20060613_214433_000000442048_00315_22413_0775.N1	13-JUN-2006 21:44:33	Twilight	44.000	50	13Alp Ari	2.0070	4250.0	88	22413	No
226	GOM_NL__2PRFIN20060613_215951_000000542048_00315_22413_0776.N1	13-JUN-2006 21:59:51	Dark	54.000	52	16Bet Cet	2.0370	4500.0	108	22413	No
227	GOM_NL__2PRFIN20060613_220611_000000422048_00315_22413_0777.N1	13-JUN-2006 22:06:11	Dark	42.000	84	Alp Phe	2.3970	4500.0	84	22413	No
228	GOM_NL__2PRFIN20060613_221218_000000482048_00316_22414_0761.N1	13-JUN-2006 22:12:18	Dark	48.000	63	Bet Gru	2.1500	2800.0	96	22414	No
229	GOM_NL__2PRFIN20060613_221421_000000532048_00316_22414_0762.N1	13-JUN-2006 22:14:21	Dark	53.000	31	Alp Gru	1.7340	15200.	106	22414	No
230	GOM_NL__2PRFIN20060613_221822_000000422048_00316_22414_0763.N1	13-JUN-2006 22:18:22	Straylight	42.000	45	Alp Pav	1.9400	26000.	84	22414	No
231	GOM_NL__2PRFIN20060613_222641_000000422048_00316_22414_0764.N1	13-JUN-2006 22:26:41	Twilight	41.500	40	The Sco	1.8590	7100.0	83	22414	No
232	GOM_NL__2PRFIN20060613_222824_000000412048_00316_22414_0765.N1	13-JUN-2006 22:28:24	Twilight	40.500	25	35Lam Sco	1.6200	28000.	81	22414	No
233	GOM_NL__2PRFIN20060613_222947_000000482048_00316_22414_0766.N1	13-JUN-2006 22:29:47	Twilight	48.000	167	10Gam2Sgr	2.9840	4500.0	96	22414	No
234	GOM_NL__2PRFIN20060613_223505_000000402048_00316_22414_0767.N1	13-JUN-2006 22:35:05	Bright	39.500	86	35Eta Oph	2.4300	10200.	79	22414	No
235	GOM_NL__2PRFIN20060613_223650_000000382048_00316_22414_0768.N1	13-JUN-2006 22:36:50	Bright	37.500	98	13Zet Oph	2.5710	30000.	75	22414	No
236	GOM_NL__2PRFIN20060613_224423_000000282048_00316_22414_0769.N1	13-JUN-2006 22:44:23	Twilight	28.000	59	55Alp Oph	2.0800	8900.0	56	22414	No
237	GOM_NL__2PRFIN20060613_224615_000000372048_00316_22414_0770.N1	13-JUN-2006 22:46:15	Bright	36.500	127	27Bet Her	2.7810	4700.0	73	22414	No
238	GOM_NL__2PRFIN20060613_224920_000000392048_00316_22414_0771.N1	13-JUN-2006 22:49:20	Bright	38.500	133	40Zet Her	2.8070	6000.0	77	22414	No
239	GOM_NL__2PRFIN20060613_225615_000000402048_00316_22414_0772.N1	13-JUN-2006 22:56:15	Bright	39.500	130	23Bet Dra	2.7990	5800.0	79	22414	No
240	GOM_NL__2PRFIN20060613_225740_000000382048_00316_22414_0773.N1	13-JUN-2006 22:57:40	Bright	37.500	119	14Eta Dra	2.7270	4700.0	75	22414	No
241	GOM_NL__2PRFIN20060613_231303_000000412048_00316_22414_0774.N1	13-JUN-2006 23:13:03	Bright	40.500	74	11Bet Cas	2.2680	6600.0	81	22414	No
242	GOM_NL__2PRFIN20060613_231923_000000382048_00316_22414_0775.N1	13-JUN-2006 23:19:23	Bright	38.000	73	57Gam1And	2.2600	13100.	76	22414	No
243	GOM_NL__2PRFIN20060613_232144_000000532048_00316_22414_0776.N1	13-JUN-2006 23:21:44	Twilight	53.000	53	43Bet And	2.0480	3300.0	106	22414	No
244	GOM_NL__2PRFIN20060613_232509_000000472048_00316_22414_0777.N1	13-JUN-2006 23:25:09	Twilight	46.500	50	13Alp Ari	2.0070	4250.0	93	22414	No
245	GOM_NL__2PRFIN20060613_234028_000000572048_00316_22414_0778.N1	13-JUN-2006 23:40:28	Dark	56.500	52	16Bet Cet	2.0370	4500.0	113	22414	No
246	GOM_NL__2PRFIN20060613_234648_000000432048_00316_22414_0779.N1	13-JUN-2006 23:46:48	Dark	43.000	84	Alp Phe	2.3970	4500.0	86	22414	No
247	GOM_NL__2PRFIN20060613_235255_000000482048_00317_22415_0762.N1	13-JUN-2006 23:52:55	Dark	47.500	63	Bet Gru	2.1500	2800.0	95	22415	No
248	GOM_NL__2PRFIN20060613_235458_000000482048_00317_22415_0763.N1	13-JUN-2006 23:54:58	Dark	48.000	31	Alp Gru	1.7340	15200.	96	22415	No
249	GOM_NL__2PRFIN20060613_235859_000000422048_00317_22415_0764.N1	13-JUN-2006 23:58:59	Straylight	41.500	45	Alp Pav	1.9400	26000.	83	22415	No

3. Quality information per product


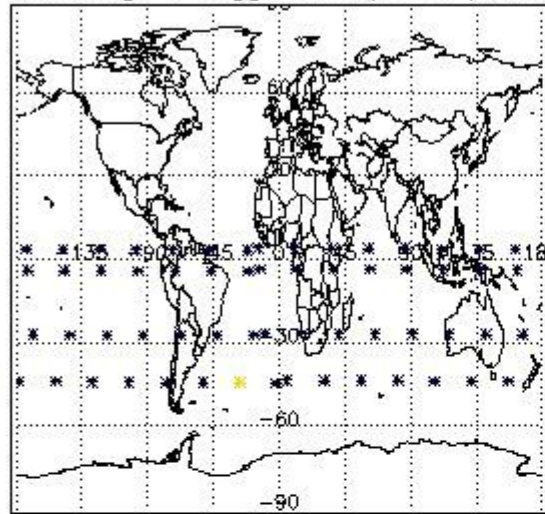
In this section it is plotted some information contained in the Quality Summary data set of the level 2 products. Only products in dark limb conditions and without errors (error flag in the MPH set to "0") are used.

3.1 Plot quality information per product (time dependant)

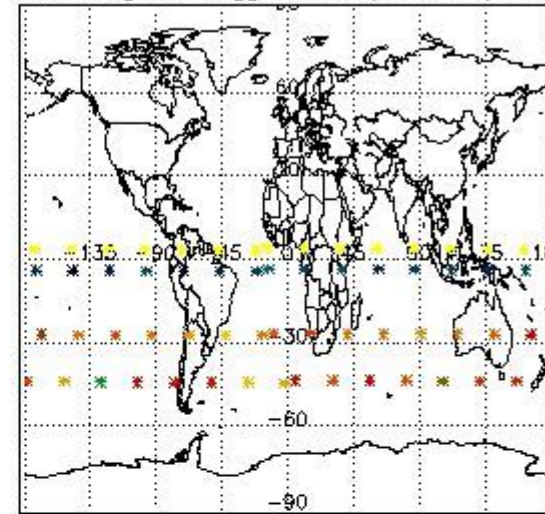


3.2 Plot quality information per product (world map)


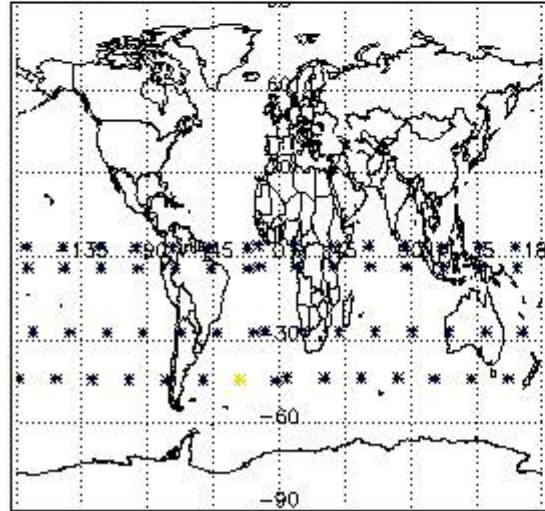
Percentage of flagged data per O3 profile



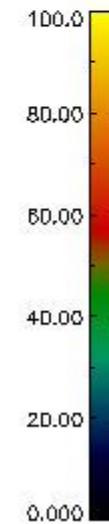
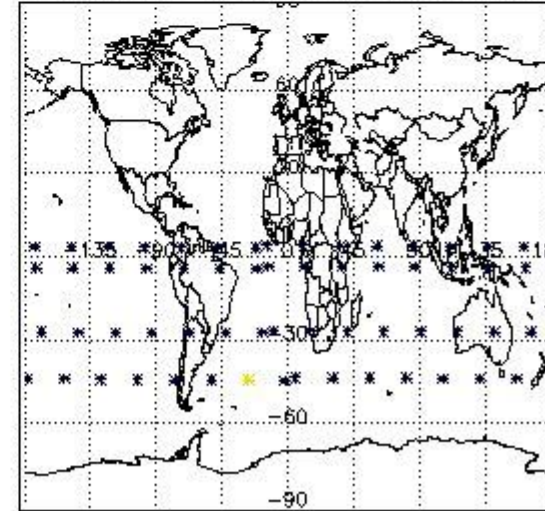
Percentage of flagged data per H2O profile



Percentage of flagged data per NO2 profile



Percentage of flagged data per NO3 profile

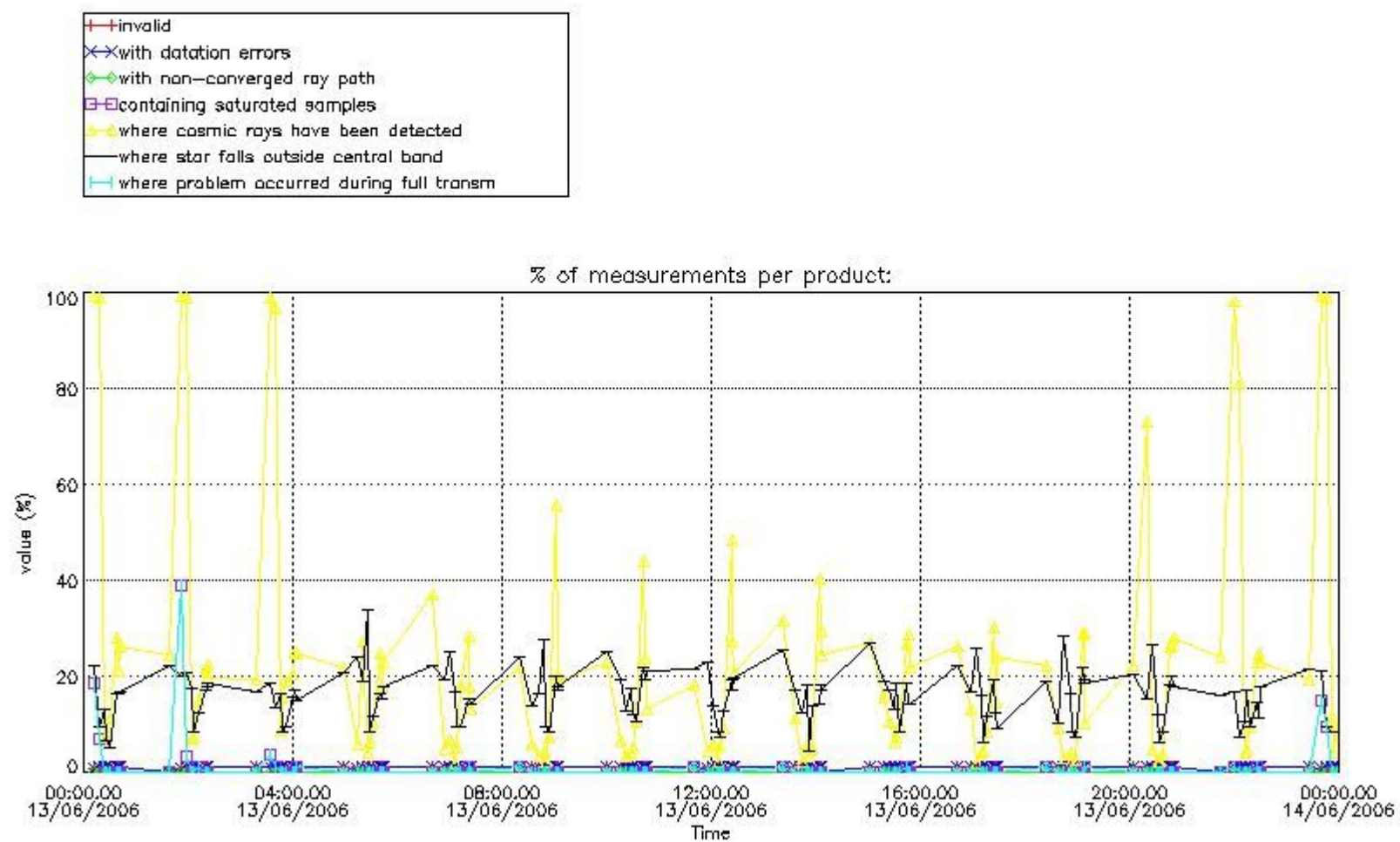


4. Level 1 quality information per product

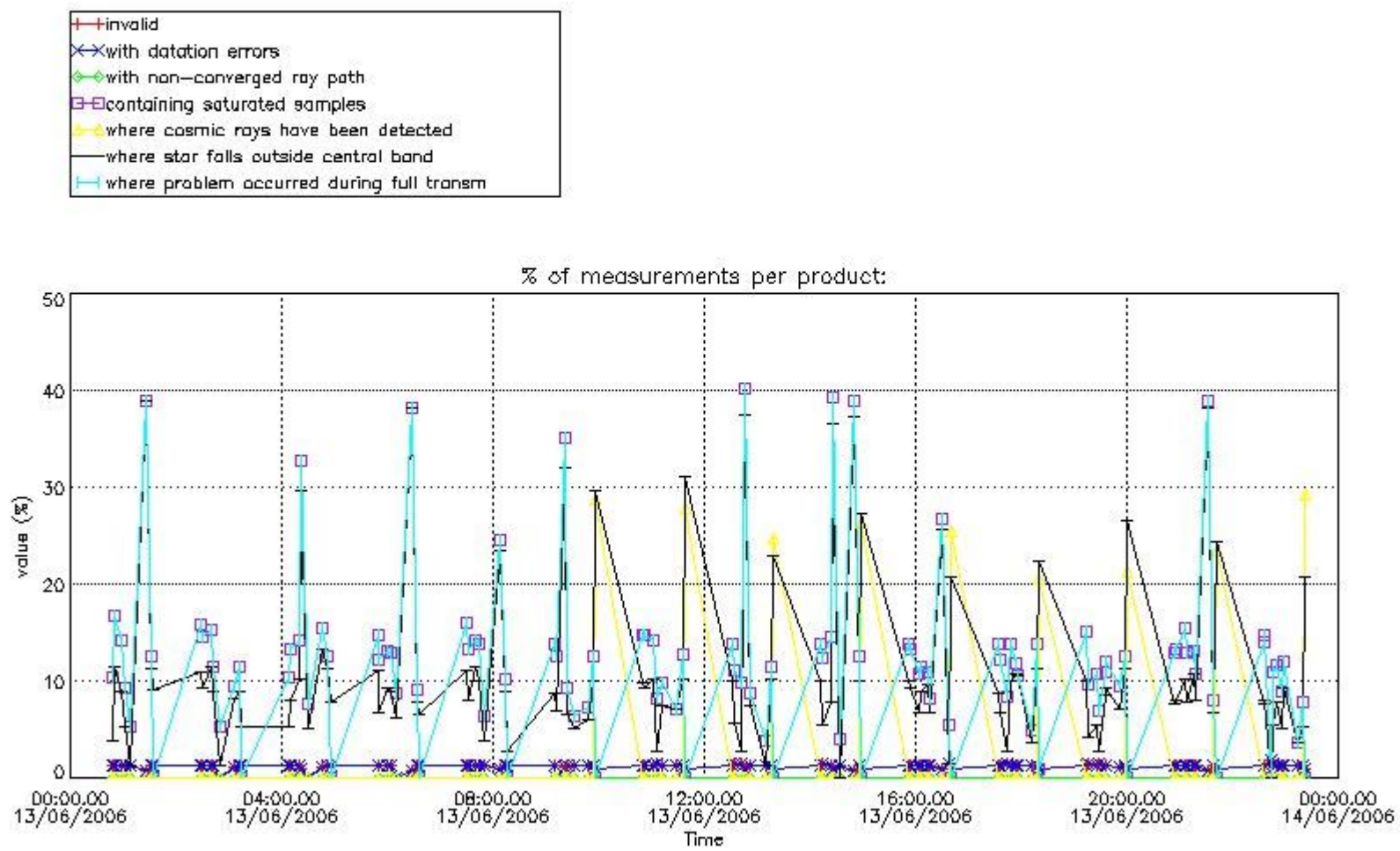
In this section it is plotted some information contained in the Quality Summary data set of the level 2 products that comes from the level 1b processing. Products without errors (error flag in the MPH set to "0") are used.

4.1 Plot quality information per product (time dependant) coming from level 1b processing

4.1.1 Plot level 1 quality information per product (time dependant): ENVISAT ASCENDING passes

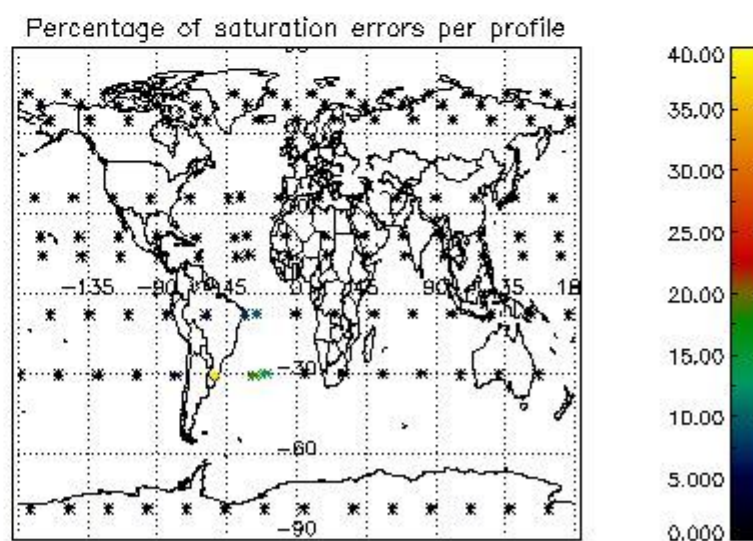
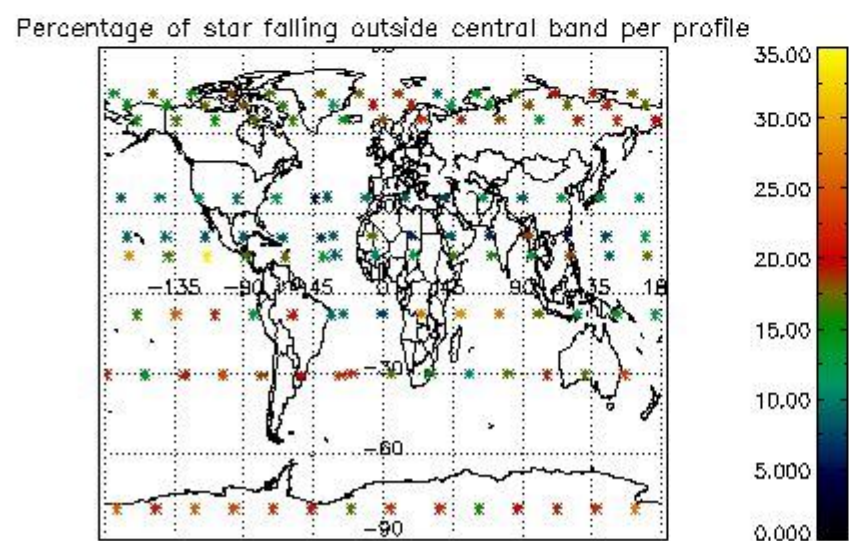
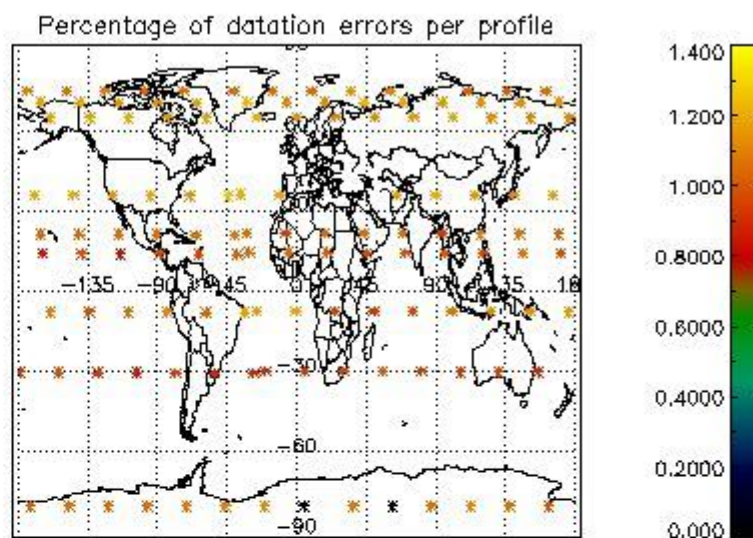
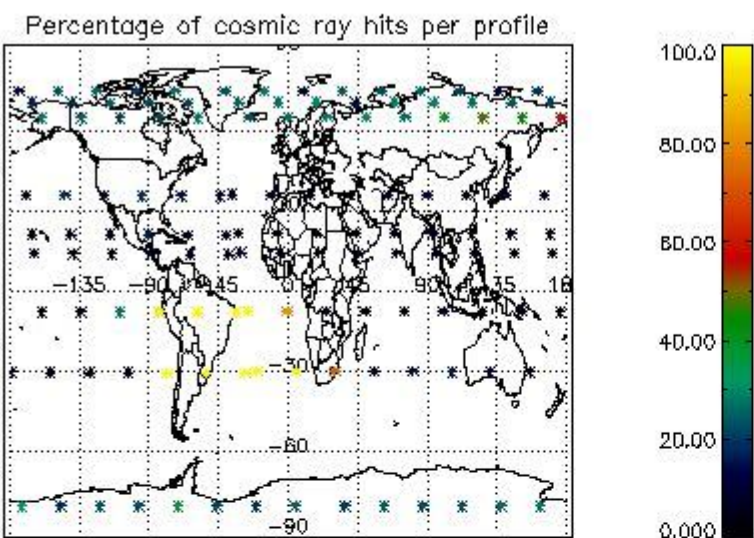


4.1.2 Plot level 1 quality information per product (time dependant): ENVI SAT DESCENDING passes

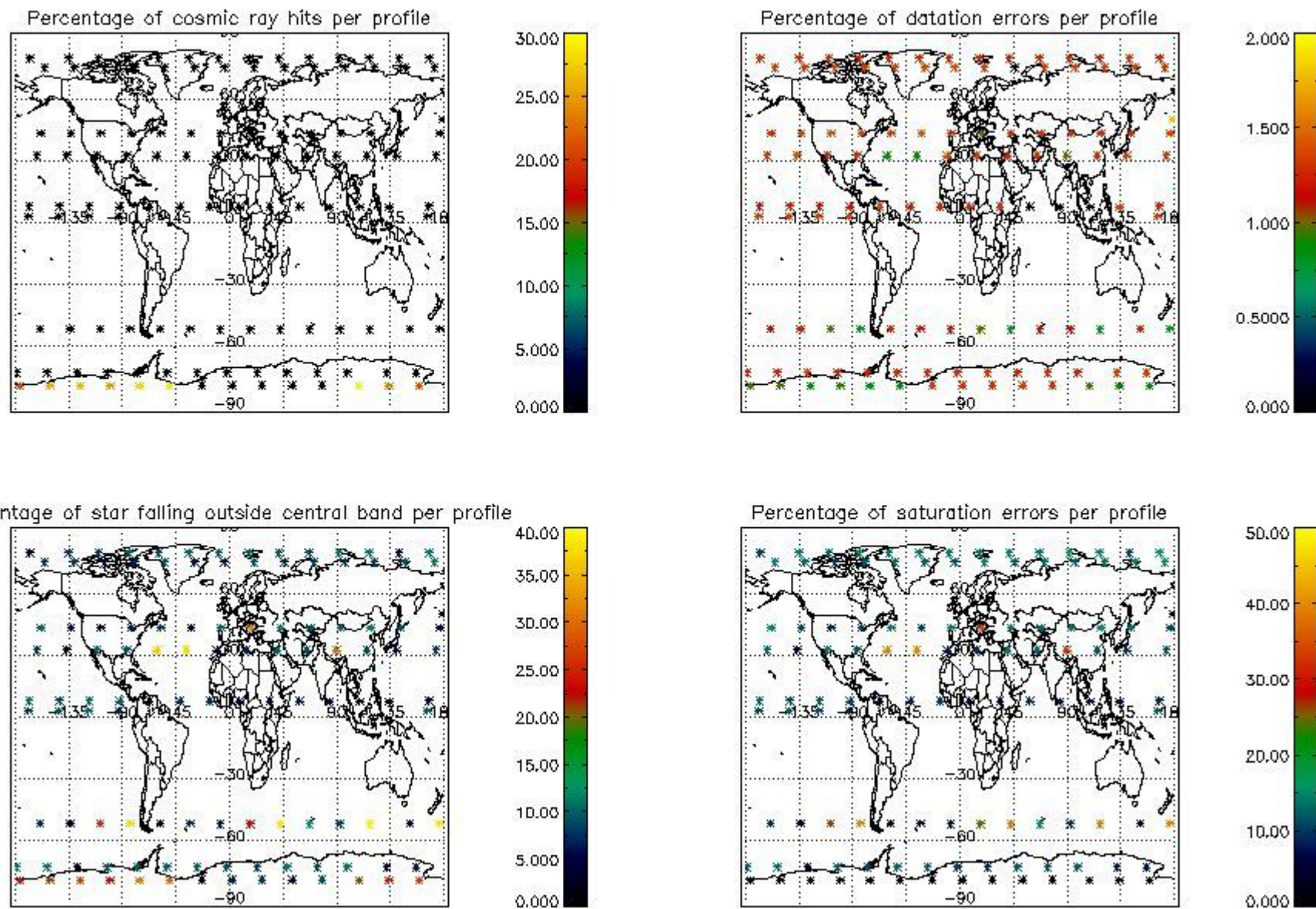


4.2 Plot quality information per product coming from level 1b processing (world map)

4.2.1 Plot level 1 quality information per product (world map): ENVISAT ASCENDING passes



4.2.2 Plot level 1 quality information per product (world map): ENVISAT DESCENDING passes



5. Trace gas profiles

5.1 Ozone statistics based on quality of products

The final quality of the products can be "measured" using the STD (Standard Deviation) attached to every point profile. This information is written to the parameter GOM_NL__2P/NL_LOCAL_SPECIES_DENSITY/o3_std of the level 2 products. The table below shows the statistics for given STD ranges.

The statistics are given with respect to the overall valid production:

- Products without fatal errors: GOM_NL__2P/MPH/PRODUCT_ERR=0
- Valid point profile: GOM_NL__2P/NL_LOCAL_SPECIES_DENSITY/pcd(0)=0

The 'Criteria' is applied to valid points of dark limb products:

- Products in dark limb illumination condition: GOM_NL__2P/NL_SUMMARY_QUALITY/obs_ill_cond=0
- Products without fatal errors: GOM_NL__2P/MPH/PRODUCT_ERR=0
- Valid point profile: GOM_NL__2P/NL_LOCAL_SPECIES_DENSITY/pcd(0)=0

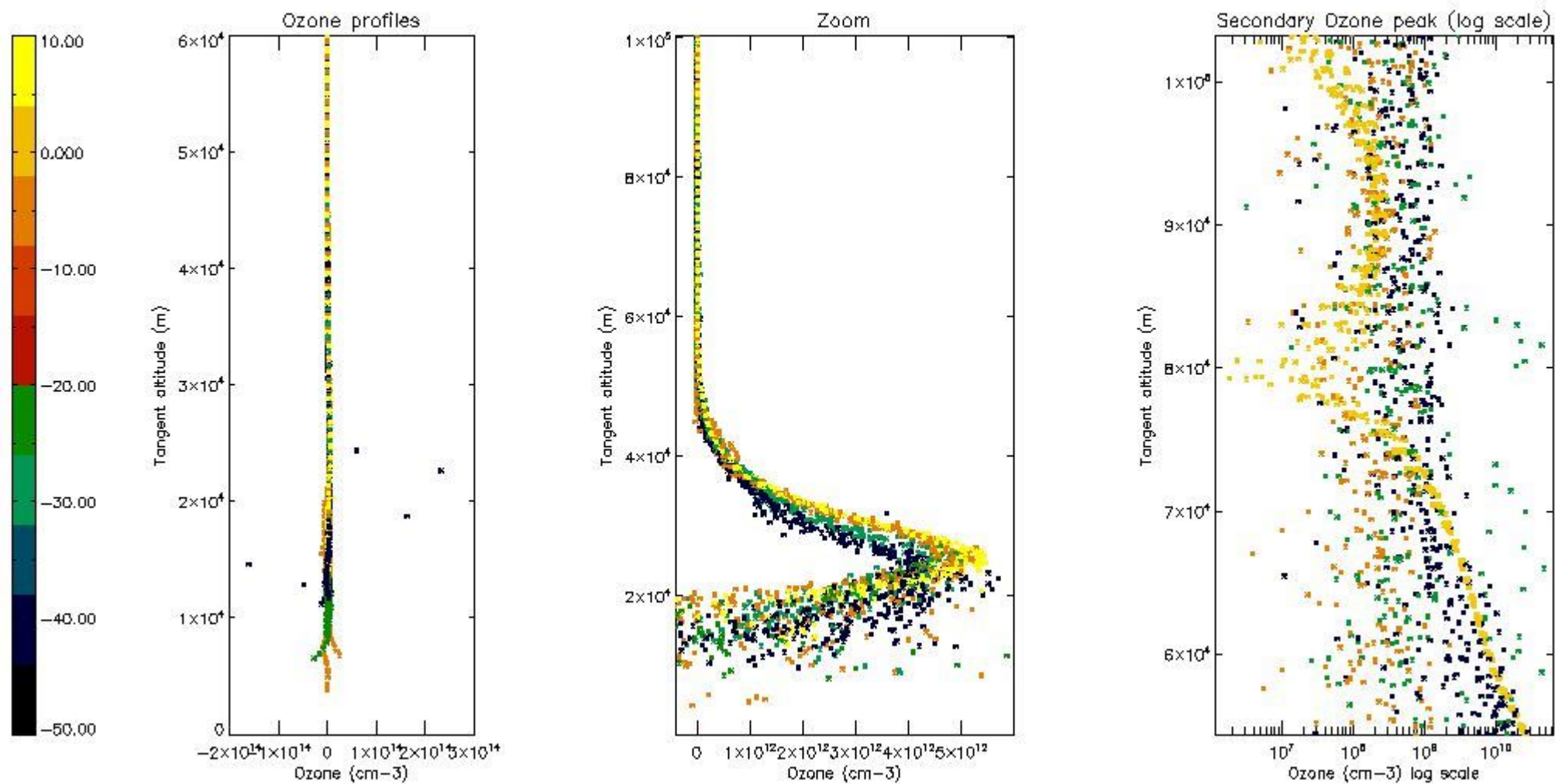
So, the table below shows the percentage of dark limb and valid observations for each criteria with respect to the overall valid daily observations.

Criteria	% of total production
All STD	28
STD < 20	10

STD < 10	7
STD < 5	4

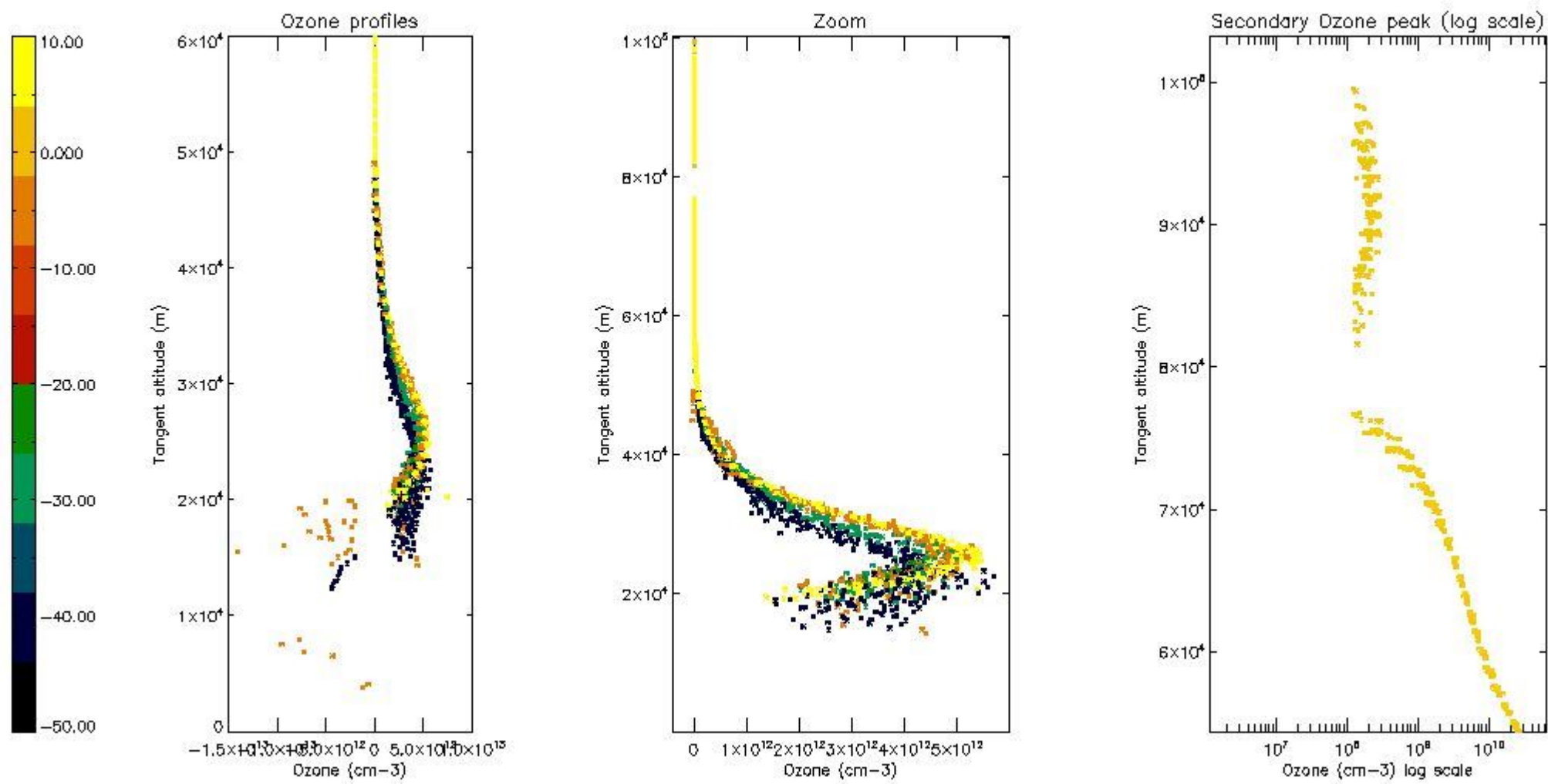
5.2 Plot ozone profiles for all STD (dark without errors)

The colorbar represents the latitude.



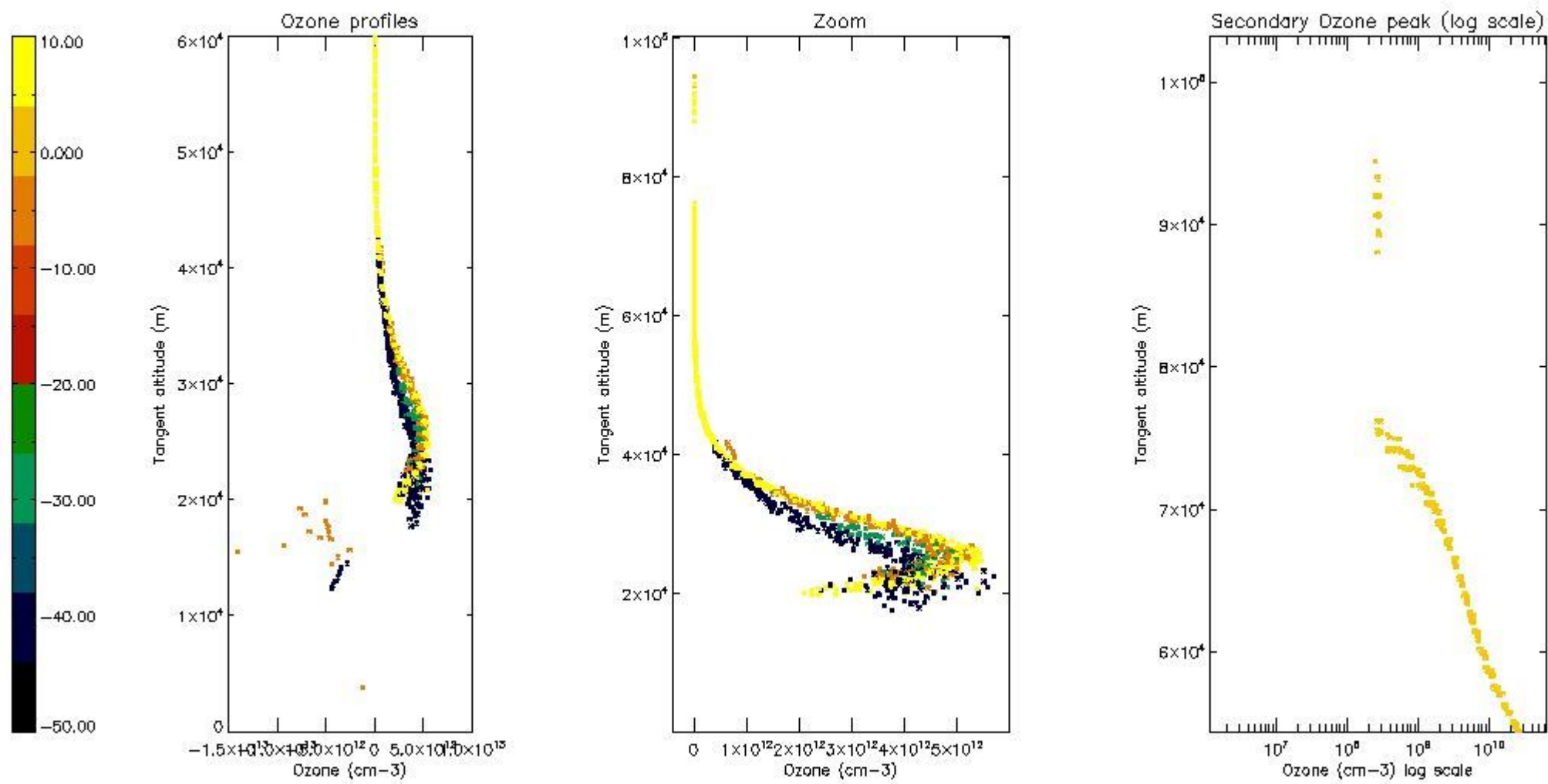
5.3 Plot ozone profiles where STD < 20% (dark without errors)

The colorbar represents the latitude.



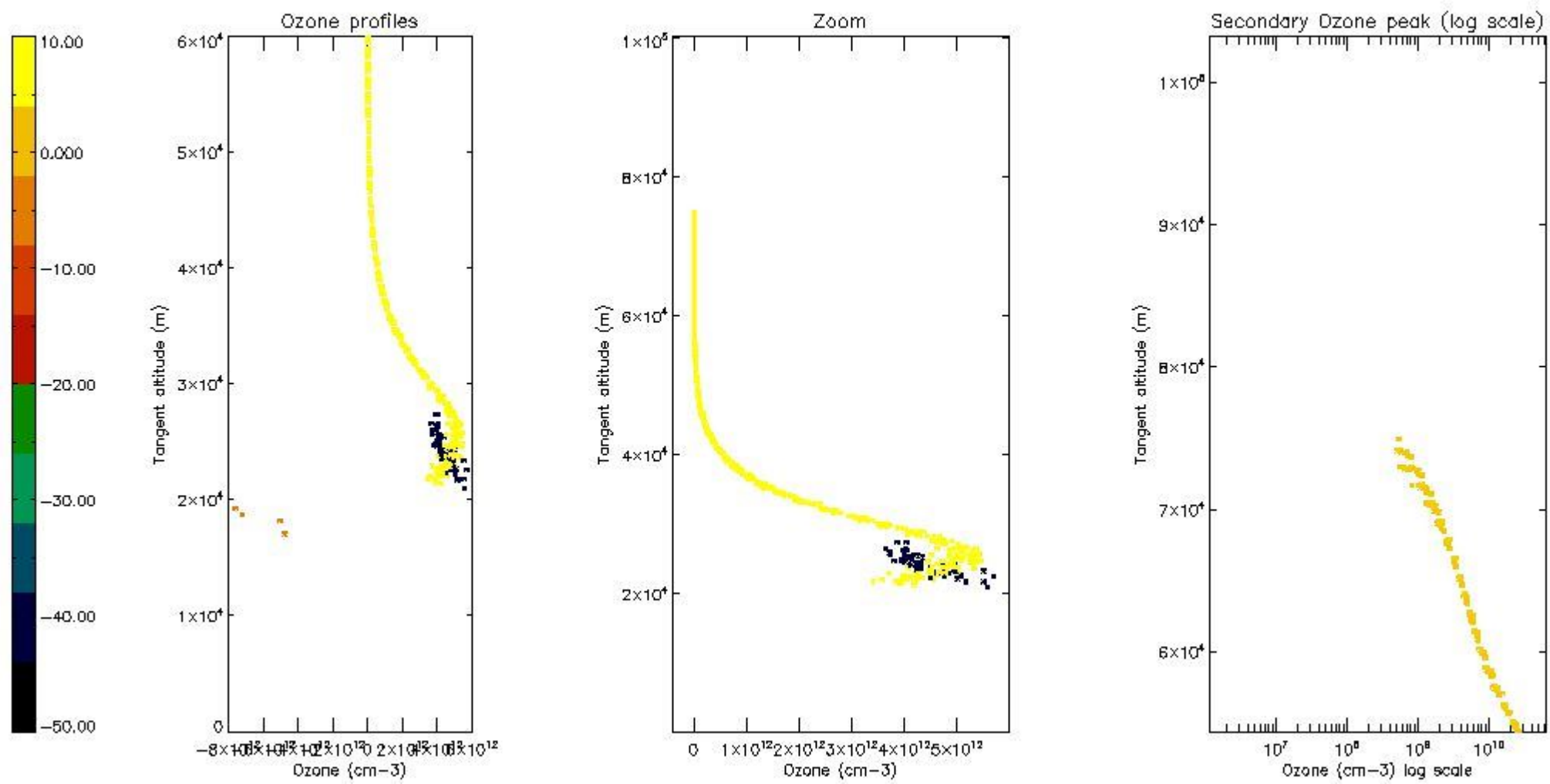
5.4 Plot ozone profiles where STD < 10% (dark without errors)

The colorbar represents the latitude.



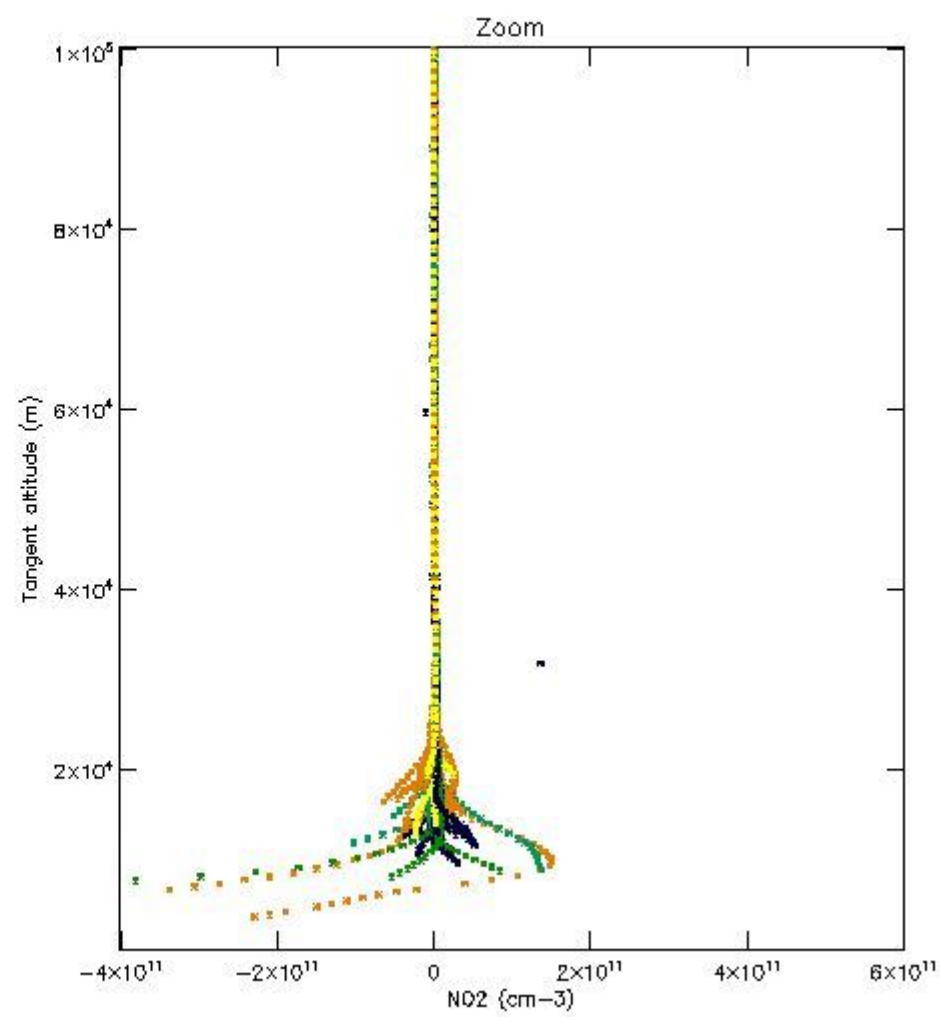
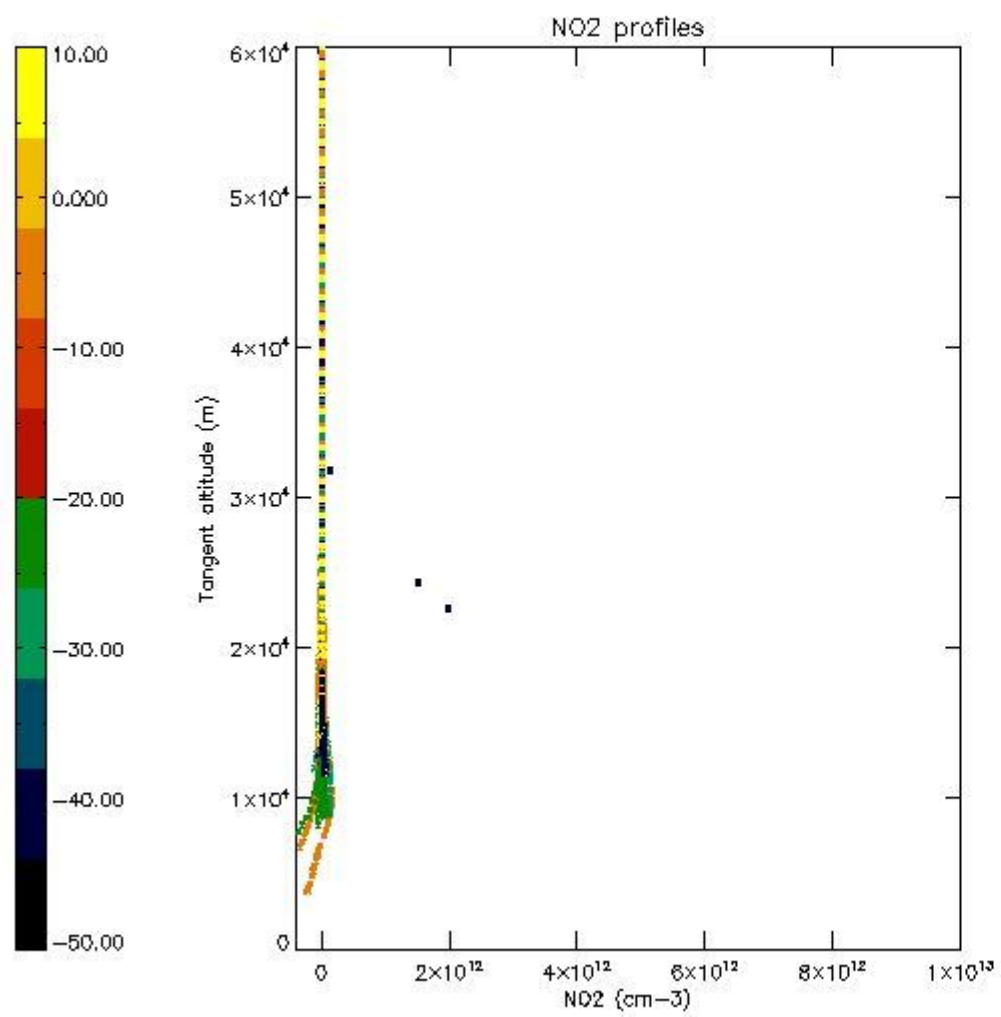
5.5 Plot ozone profiles where STD < 5% (dark without errors)

The colorbar represents the latitude.



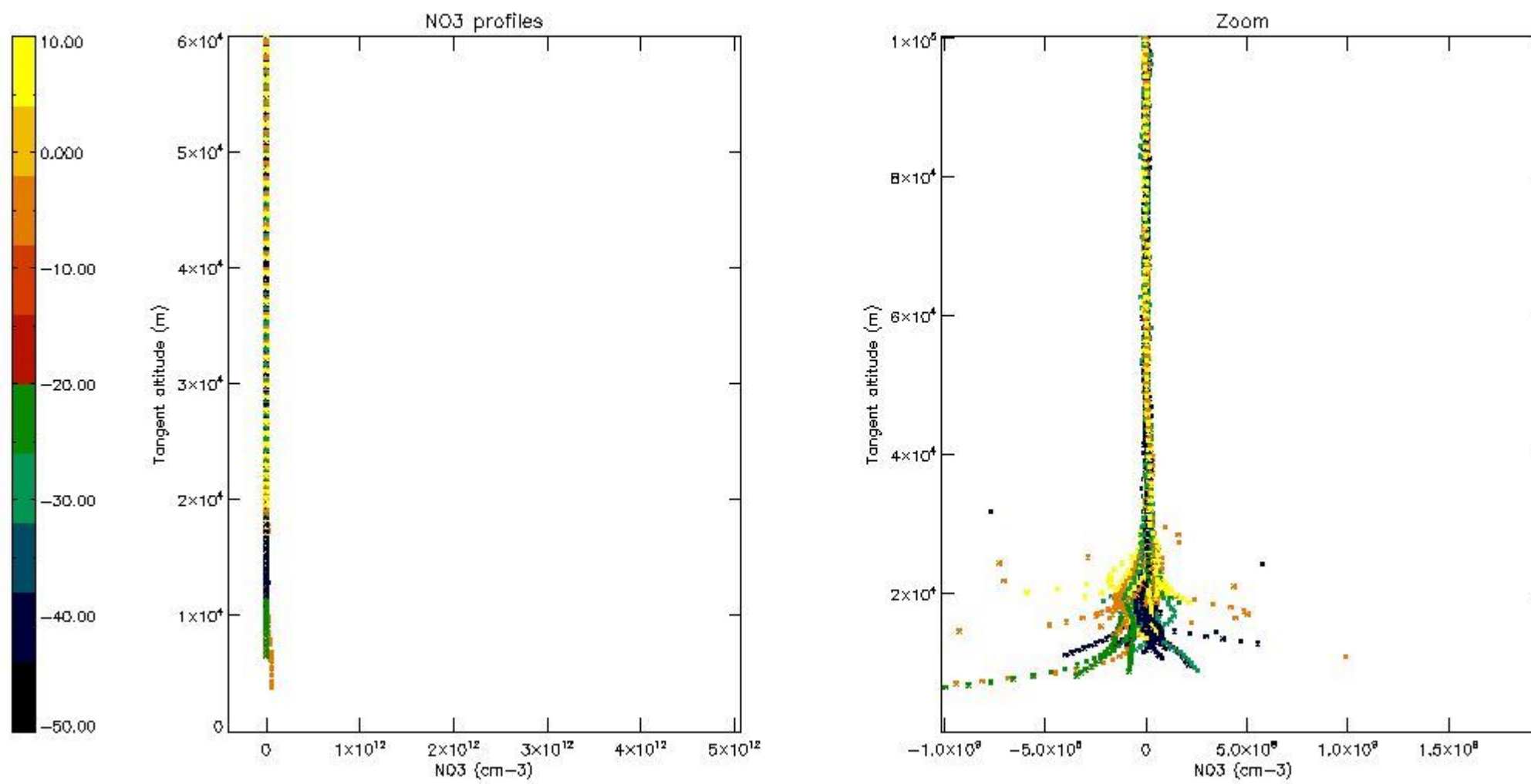
5.6 Plot NO₂ profiles for all STD (dark without errors)

The colorbar represents the latitude.



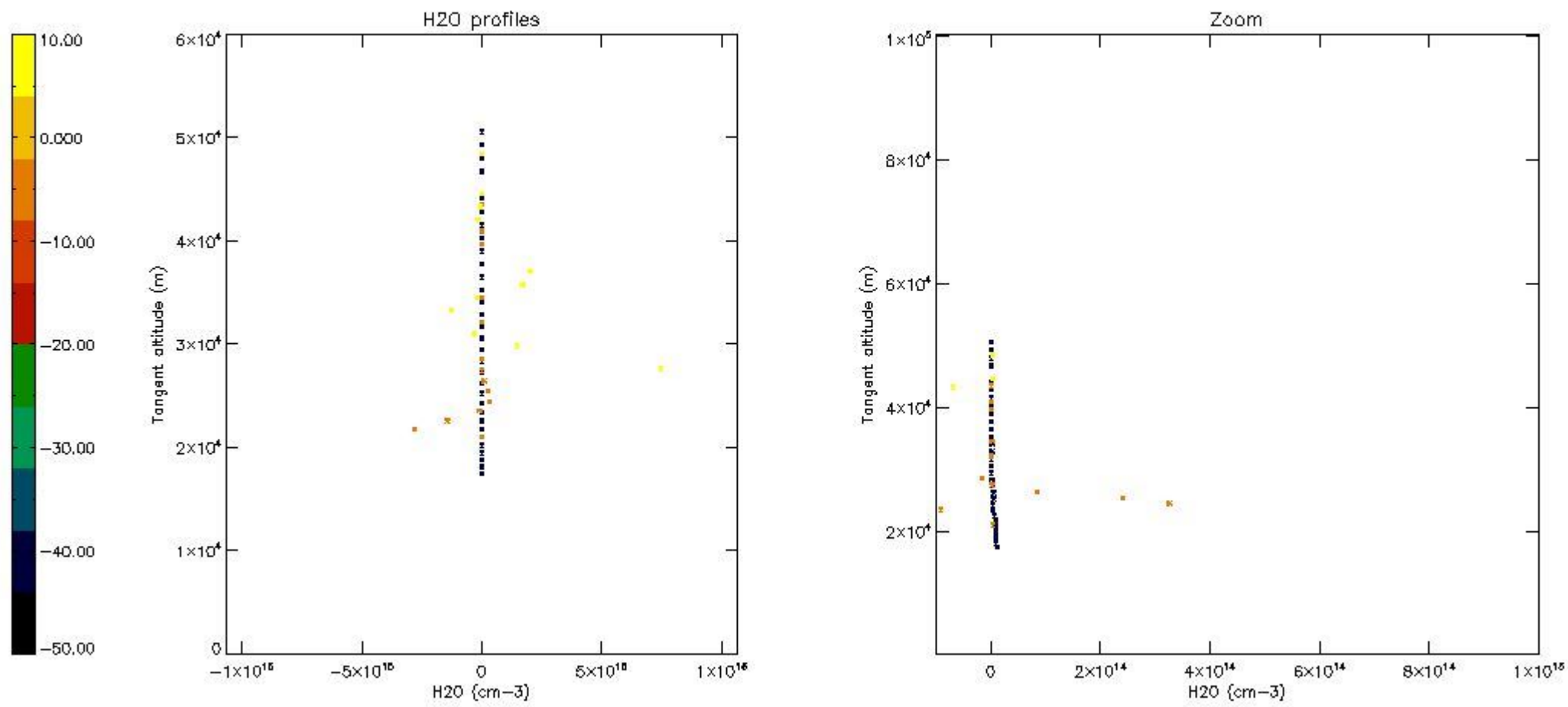
5.7 Plot NO3 profiles for all STD (dark without errors)

The colorbar represents the latitude.



5.8 Plot H₂O profiles for all STD (only for occultations of stars 1,2,3,4,13,14,16,26,63 dark without errors)

The colorbar represents the latitude.



6. Auxiliary Data Files used for the production reported in section 2

The number reported in the third column indicates since which file (see list in section 2) the corresponding auxiliary file has been used. The fourth column is the date of those product files.

Type	Auxiliary Filename	Used since product	Used since product date
INST_PHYS_CHARACTERISTICS	GOM_INS_AXVIEC20091111_143220_20030716_120000_20500101_000000	1	13-JUN-2006 00:11:52
LEVEL-2_PROC_CONFIG	GOM_PR2_AXVIEC20091111_152718_20020301_000000_20500101_000000	1	13-JUN-2006 00:11:52
CROSS_SECTIONS_FILE	GOM_CRS_AXVIEC20091111_154832_20020301_000000_20500101_000000	1	13-JUN-2006 00:11:52

GOMOS Level 2 Daily Report

SUMMARY

[1. General Info](#)

[2. Summary of processed GOM_NL_2P products](#)

[3. Level 2 Quality information per product](#)

[3.1 Plot of level 2 quality information per product \(time dependant\)](#)

[3.2 Plot of level 2 quality information per product \(world map\)](#)

[4. Level 1 Quality information per product \(stored on level 2 products\)](#)

[4.1 Plot of level 1 quality information per product \(time dependant\)](#)

[4.1.1 Plot of level 1 quality information per product \(time dependant\): ASCENDING](#)

[4.1.2 Plot of level 1 quality information per product \(time dependant\): DESCENDING](#)

[4.2 Plot of level 1 quality information per product \(world map\)](#)

[4.2.1 Plot of level 1 quality information per product \(world map\): ASCENDING](#)

[4.2.2 Plot of level 1 quality information per product \(world map\): DESCENDING](#)

[5. Ozone profiles based on quality statistics and other trace gas profiles](#)

[5.1 Ozone statistics based on quality of products](#)

[5.2 Plot ozone profiles for all STD \(dark without errors\)](#)

[5.3 Plot ozone profiles where STD < 20% \(dark without errors\)](#)

[5.4. Plot ozone profiles where STD < 10% \(dark without errors\)](#)

[5.5. Plot ozone profiles where STD < 5% \(dark without errors\)](#)

[5.6 Plot NO2 profiles for all STD \(dark without errors\)](#)

[5.7 Plot NO3 profiles for all STD \(dark without errors\)](#)

[5.8 Plot H2O profiles \(only for occultations of stars 1,2,3,4,13,14,16,26,63 dark without errors\) for all STD](#)

[6. Auxiliary Data Files used for the production reported in section 2](#)

This report presents the daily analysis on parameters extracted from GOMOS level 2 data (GOM_NL__2P). It is intended to monitor some important parameters that will impact the quality of these products. A list of level 2 products (and content) that have arrived during the reporting day to the PCF is also given.

Item	Value
Time of report generation	23APR2013 23:41:20
Data source version	GOMOS/6.01
Start time of products	13-06-2006 (13JUN2006 00:00:00)
Stop time of products	14-06-2006 (14JUN2006 00:00:00)
Store outputs in DB	Yes
Nb of level 2 prods	249
Nb of prods with errors	0

2. Summary of processed GOM_NL__2P products.

Nr	Filename	UTC Start time	Limb	Duration	Star Id	Star Name	Star Mag	Star Temp	Nb Meas	Orbit	Prod. error
1	GOM_NL__2PRFIN20060613_001152_000000572048_00302_22400_0751.N1	13-JUN-2006 00:11:52	Dark	56.500	52	16Bet Cet	2.0370	4500.0	113	22400	No
2	GOM_NL__2PRFIN20060613_001814_000000432048_00302_22400_0752.N1	13-JUN-2006 00:18:14	Dark	42.500	84	Alp Phe	2.3970	4500.0	85	22400	No
3	GOM_NL__2PRFIN20060613_002418_000000492048_00303_22401_9112.N1	13-JUN-2006 00:24:18	Dark	49.000	63	Bet Gru	2.1500	2800.0	98	22401	No
4	GOM_NL__2PRFIN20060613_002621_000000472048_00303_22401_9113.N1	13-JUN-2006 00:26:21	Dark	47.000	31	Alp Gru	1.7340	15200.	94	22401	No
5	GOM_NL__2PRFIN20060613_003027_000000402048_00303_22401_9114.N1	13-JUN-2006 00:30:27	Straylight	40.000	45	Alp Pav	1.9400	26000.	80	22401	No
6	GOM_NL__2PRFIN20060613_003849_000000432048_00303_22401_9115.N1	13-JUN-2006 00:38:49	Twilight	43.000	40	The Sco	1.8590	7100.0	86	22401	No
7	GOM_NL__2PRFIN20060613_004033_000000432048_00303_22401_9116.N1	13-JUN-2006 00:40:33	Twilight	43.000	25	35Lam Sco	1.6200	28000.	86	22401	No
8	GOM_NL__2PRFIN20060613_004155_000000482048_00303_22401_9117.N1	13-JUN-2006 00:41:55	Twilight	48.000	167	10Gam2Sgr	2.9840	4500.0	96	22401	No
9	GOM_NL__2PRFIN20060613_004716_000000392048_00303_22401_9118.N1	13-JUN-2006 00:47:16	Bright	38.500	86	35Eta Oph	2.4300	10200.	77	22401	No
10	GOM_NL__2PRFIN20060613_004901_000000392048_00303_22401_9119.N1	13-JUN-2006 00:49:01	Bright	39.000	98	13Zet Oph	2.5710	30000.	78	22401	No
11	GOM_NL__2PRFIN20060613_005829_000000392048_00303_22401_9120.N1	13-JUN-2006 00:58:29	Bright	39.000	127	27Bet Her	2.7810	4700.0	78	22401	No
12	GOM_NL__2PRFIN20060613_010135_000000382048_00303_22401_9121.N1	13-JUN-2006 01:01:35	Bright	37.500	133	40Zet Her	2.8070	6000.0	75	22401	No
13	GOM_NL__2PRFIN20060613_010833_000000382048_00303_22401_9122.N1	13-JUN-2006 01:08:33	Bright	38.000	130	23Bet Dra	2.7990	5800.0	76	22401	No
14	GOM_NL__2PRFIN20060613_012520_000000632048_00303_22401_9123.N1	13-JUN-2006 01:25:20	Bright	63.000	74	11Bet Cas	2.2680	6600.0	126	22401	No
15	GOM_NL__2PRFIN20060613_013135_000000402048_00303_22401_9124.N1	13-JUN-2006 01:31:35	Bright	40.000	73	57Gam1And	2.2600	13100.	80	22401	No
16	GOM_NL__2PRFIN20060613_013348_000000392048_00303_22401_9125.N1	13-JUN-2006 01:33:48	Bright	38.500	173	4Bet Tri	3.0040	8900.0	77	22401	No
17	GOM_NL__2PRFIN20060613_013719_000000472048_00303_22401_9126.N1	13-JUN-2006 01:37:19	Twilight	47.000	50	13Alp Ari	2.0070	4250.0	94	22401	No
18	GOM_NL__2PRFIN20060613_015228_000000562048_00303_22401_9127.N1	13-JUN-2006 01:52:28	Dark	55.500	52	16Bet Cet	2.0370	4500.0	111	22401	No
19	GOM_NL__2PRFIN20060613_015851_000000492048_00303_22401_9128.N1	13-JUN-2006 01:58:51	Dark	48.500	84	Alp Phe	2.3970	4500.0	97	22401	No
20	GOM_NL__2PRFIN20060613_020455_000000522048_00304_22402_0736.N1	13-JUN-2006 02:04:55	Dark	52.000	63	Bet Gru	2.1500	2800.0	104	22402	No
21	GOM_NL__2PRFIN20060613_020658_000000482048_00304_22402_0737.N1	13-JUN-2006 02:06:58	Dark	48.000	31	Alp Gru	1.7340	15200.	96	22402	No
22	GOM_NL__2PRFIN20060613_021103_000000442048_00304_22402_0738.N1	13-JUN-2006 02:11:03	Straylight	44.000	45	Alp Pav	1.9400	26000.	88	22402	No
23	GOM_NL__2PRFIN20060613_021925_000000442048_00304_22402_0739.N1	13-JUN-2006 02:19:25	Twilight	43.500	40	The Sco	1.8590	7100.0	87	22402	No
24	GOM_NL__2PRFIN20060613_022109_000000452048_00304_22402_0740.N1	13-JUN-2006 02:21:09	Twilight	44.500	25	35Lam Sco	1.6200	28000.	89	22402	No
25	GOM_NL__2PRFIN20060613_022231_000000492048_00304_22402_0741.N1	13-JUN-2006 02:22:31	Twilight	48.500	167	10Gam2Sgr	2.9840	4500.0	97	22402	No
26	GOM_NL__2PRFIN20060613_022752_000000412048_00304_22402_0742.N1	13-JUN-2006 02:27:52	Bright	41.000	86	35Eta Oph	2.4300	10200.	82	22402	No
27	GOM_NL__2PRFIN20060613_022937_000000382048_00304_22402_0743.N1	13-JUN-2006 02:29:37	Bright	38.000	98	13Zet Oph	2.5710	30000.	76	22402	No
28	GOM_NL__2PRFIN20060613_023905_000000402048_00304_22402_0744.N1	13-JUN-2006 02:39:05	Bright	39.500	127	27Bet Her	2.7810	4700.0	79	22402	No
29	GOM_NL__2PRFIN20060613_024211_000000392048_00304_22402_0745.N1	13-JUN-2006 02:42:11	Bright	39.000	133	40Zet Her	2.8070	6000.0	78	22402	No
30	GOM_NL__2PRFIN20060613_024909_000000382048_00304_22402_0746.N1	13-JUN-2006 02:49:09	Bright	37.500	130	23Bet Dra	2.7990	5800.0	75	22402	No
31	GOM_NL__2PRFIN20060613_030556_000000432048_00304_22402_0747.N1	13-JUN-2006 03:05:56	Bright	42.500	74	11Bet Cas	2.2680	6600.0	85	22402	No
32	GOM_NL__2PRFIN20060613_031211_000000402048_00304_22402_0748.N1	13-JUN-2006 03:12:11	Bright	39.500	73	57Gam1And	2.2600	13100.	79	22402	No
33	GOM_NL__2PRFIN20060613_031424_000000382048_00304_22402_0749.N1	13-JUN-2006 03:14:24	Bright	37.500	173	4Bet Tri	3.0040	8900.0	75	22402	No
34	GOM_NL__2PRFIN20060613_031755_000000452048_00304_22402_0750.N1	13-JUN-2006 03:17:55	Twilight	44.500	50	13Alp Ari	2.0070	4250.0	89	22402	No
35	GOM_NL__2PRFIN20060613_033305_000000542048_00304_22402_0751.N1	13-JUN-2006 03:33:05	Dark	54.000	52	16Bet Cet	2.0370	4500.0	108	22402	No
36	GOM_NL__2PRFIN20060613_033927_000000452048_00304_22402_0752.N1	13-JUN-2006 03:39:27	Dark	45.000	84	Alp Phe	2.3970	4500.0	90	22402	No
37	GOM_NL__2PRFIN20060613_034532_000000522048_00305_22403_0737.N1	13-JUN-2006 03:45:32	Dark	51.500	63	Bet Gru	2.1500	2800.0	103	22403	No
38	GOM_NL__2PRFIN20060613_034735_000000482048_00305_22403_0738.N1	13-JUN-2006 03:47:35	Dark	47.500	31	Alp Gru	1.7340	15200.	95	22403	No
39	GOM_NL__2PRFIN20060613_035140_000000422048_00305_22403_0739.N1	13-JUN-2006 03:51:40	Straylight	42.000	45	Alp Pav	1.9400	26000.	84	22403	No
40	GOM_NL__2PRFIN20060613_040002_000000422048_00305_22403_0740.N1	13-JUN-2006 04:00:02	Twilight	42.000	40	The Sco	1.8590	7100.0	84	22403	No
41	GOM_NL__2PRFIN20060613_040145_000000442048_00305_22403_0741.N1	13-JUN-2006 04:01:45	Twilight	44.000	25	35Lam Sco	1.6200	28000.	88	22403	No
42	GOM_NL__2PRFIN20060613_040308_000000472048_00305_22403_0742.N1	13-JUN-2006 04:03:08	Twilight	46.500	167	10Gam2Sgr	2.9840	4500.0	93	22403	No

43	GOM_NL__2PRFIN20060613_040828_000000392048_00305_22403_0743.N1	13-JUN-2006 04:08:28	Bright	38.500	86	35Eta Oph	2.4300	10200.	77	22403	No
44	GOM_NL__2PRFIN20060613_041013_000000382048_00305_22403_0744.N1	13-JUN-2006 04:10:13	Bright	37.500	98	13Zet Oph	2.5710	30000.	75	22403	No
45	GOM_NL__2PRFIN20060613_041941_000000392048_00305_22403_0745.N1	13-JUN-2006 04:19:41	Bright	39.000	127	27Bet Her	2.7810	4700.0	78	22403	No
46	GOM_NL__2PRFIN20060613_042247_000000512048_00305_22403_0746.N1	13-JUN-2006 04:22:47	Bright	50.500	133	40Zet Her	2.8070	6000.0	101	22403	No
47	GOM_NL__2PRFIN20060613_042944_000000392048_00305_22403_0747.N1	13-JUN-2006 04:29:44	Bright	39.000	130	23Bet Dra	2.7990	5800.0	78	22403	No
48	GOM_NL__2PRFIN20060613_044631_000000462048_00305_22403_0748.N1	13-JUN-2006 04:46:31	Bright	45.500	74	11Bet Cas	2.2680	6600.0	91	22403	No
49	GOM_NL__2PRFIN20060613_045248_000000402048_00305_22403_0749.N1	13-JUN-2006 04:52:48	Bright	40.000	73	57Gam1And	2.2600	13100.	80	22403	No
50	GOM_NL__2PRFIN20060613_045500_000000392048_00305_22403_0750.N1	13-JUN-2006 04:55:00	Bright	38.500	173	4Bet Tri	3.0040	8900.0	77	22403	No
51	GOM_NL__2PRFIN20060613_045831_000000462048_00305_22403_0751.N1	13-JUN-2006 04:58:31	Twilight	45.500	50	13Alp Ari	2.0070	4250.0	91	22403	No
52	GOM_NL__2PRFIN20060613_051342_000000592048_00305_22403_0752.N1	13-JUN-2006 05:13:42	Dark	58.500	52	16Bet Cet	2.0370	4500.0	117	22403	No
53	GOM_NL__2PRFIN20060613_052004_000000482048_00305_22403_0753.N1	13-JUN-2006 05:20:04	Dark	47.500	84	Alp Phe	2.3970	4500.0	95	22403	No
54	GOM_NL__2PRFIN20060613_052609_000000652048_00306_22404_0738.N1	13-JUN-2006 05:26:09	Dark	65.000	63	Bet Gru	2.1500	2800.0	130	22404	No
55	GOM_NL__2PRFIN20060613_052812_000000482048_00306_22404_0739.N1	13-JUN-2006 05:28:12	Dark	48.000	31	Alp Gru	1.7340	15200.	96	22404	No
56	GOM_NL__2PRFIN20060613_053217_000000442048_00306_22404_0740.N1	13-JUN-2006 05:32:17	Straylight	43.500	45	Alp Pav	1.9400	26000.	87	22404	No
57	GOM_NL__2PRFIN20060613_054038_000000432048_00306_22404_0741.N1	13-JUN-2006 05:40:38	Twilight	42.500	40	The Sco	1.8590	7100.0	85	22404	No
58	GOM_NL__2PRFIN20060613_054222_000000432048_00306_22404_0742.N1	13-JUN-2006 05:42:22	Twilight	42.500	25	35Lam Sco	1.6200	28000.	85	22404	No
59	GOM_NL__2PRFIN20060613_054344_000000482048_00306_22404_0743.N1	13-JUN-2006 05:43:44	Twilight	48.000	167	10Gam2Sgr	2.9840	4500.0	96	22404	No
60	GOM_NL__2PRFIN20060613_054904_000000412048_00306_22404_0744.N1	13-JUN-2006 05:49:04	Bright	40.500	86	35Eta Oph	2.4300	10200.	81	22404	No
61	GOM_NL__2PRFIN20060613_055049_000000372048_00306_22404_0745.N1	13-JUN-2006 05:50:49	Bright	37.000	98	13Zet Oph	2.5710	30000.	74	22404	No
62	GOM_NL__2PRFIN20060613_060017_000000382048_00306_22404_0746.N1	13-JUN-2006 06:00:17	Bright	38.000	127	27Bet Her	2.7810	4700.0	76	22404	No
63	GOM_NL__2PRFIN20060613_060323_000000392048_00306_22404_0747.N1	13-JUN-2006 06:03:23	Bright	39.000	133	40Zet Her	2.8070	6000.0	78	22404	No
64	GOM_NL__2PRFIN20060613_061020_000000402048_00306_22404_0748.N1	13-JUN-2006 06:10:20	Bright	40.000	130	23Bet Dra	2.7990	5800.0	80	22404	No
65	GOM_NL__2PRFIN20060613_062707_000000632048_00306_22404_0749.N1	13-JUN-2006 06:27:07	Bright	63.000	74	11Bet Cas	2.2680	6600.0	126	22404	No
66	GOM_NL__2PRFIN20060613_063324_000000392048_00306_22404_0750.N1	13-JUN-2006 06:33:24	Bright	38.500	73	57Gam1And	2.2600	13100.	77	22404	No
67	GOM_NL__2PRFIN20060613_063537_000000382048_00306_22404_0751.N1	13-JUN-2006 06:35:37	Bright	38.000	173	4Bet Tri	3.0040	8900.0	76	22404	No
68	GOM_NL__2PRFIN20060613_063907_000000472048_00306_22404_0752.N1	13-JUN-2006 06:39:07	Twilight	47.000	50	13Alp Ari	2.0070	4250.0	94	22404	No
69	GOM_NL__2PRFIN20060613_065419_000000552048_00306_22404_0753.N1	13-JUN-2006 06:54:19	Dark	54.500	52	16Bet Cet	2.0370	4500.0	109	22404	No
70	GOM_NL__2PRFIN20060613_070041_000000522048_00306_22404_0754.N1	13-JUN-2006 07:00:41	Dark	51.500	84	Alp Phe	2.3970	4500.0	103	22404	No
71	GOM_NL__2PRFIN20060613_070646_000000512048_00307_22405_0739.N1	13-JUN-2006 07:06:46	Dark	51.000	63	Bet Gru	2.1500	2800.0	102	22405	No
72	GOM_NL__2PRFIN20060613_070849_000000492048_00307_22405_0740.N1	13-JUN-2006 07:08:49	Dark	48.500	31	Alp Gru	1.7340	15200.	97	22405	No
73	GOM_NL__2PRFIN20060613_071253_000000422048_00307_22405_0741.N1	13-JUN-2006 07:12:53	Straylight	42.000	45	Alp Pav	1.9400	26000.	84	22405	No
74	GOM_NL__2PRFIN20060613_072114_000000432048_00307_22405_0742.N1	13-JUN-2006 07:21:14	Twilight	42.500	40	The Sco	1.8590	7100.0	85	22405	No
75	GOM_NL__2PRFIN20060613_072258_000000432048_00307_22405_0743.N1	13-JUN-2006 07:22:58	Twilight	42.500	25	35Lam Sco	1.6200	28000.	85	22405	No
76	GOM_NL__2PRFIN20060613_072421_000000462048_00307_22405_0744.N1	13-JUN-2006 07:24:21	Twilight	46.000	167	10Gam2Sgr	2.9840	4500.0	92	22405	No
77	GOM_NL__2PRFIN20060613_072941_000000412048_00307_22405_0745.N1	13-JUN-2006 07:29:41	Bright	40.500	86	35Eta Oph	2.4300	10200.	81	22405	No
78	GOM_NL__2PRFIN20060613_073125_000000382048_00307_22405_0746.N1	13-JUN-2006 07:31:25	Bright	37.500	98	13Zet Oph	2.5710	30000.	75	22405	No
79	GOM_NL__2PRFIN20060613_074052_000000392048_00307_22405_0747.N1	13-JUN-2006 07:40:52	Bright	39.000	127	27Bet Her	2.7810	4700.0	78	22405	No
80	GOM_NL__2PRFIN20060613_074358_000000402048_00307_22405_0748.N1	13-JUN-2006 07:43:58	Bright	40.000	133	40Zet Her	2.8070	6000.0	80	22405	No
81	GOM_NL__2PRFIN20060613_075055_000000392048_00307_22405_0749.N1	13-JUN-2006 07:50:55	Bright	39.000	130	23Bet Dra	2.7990	5800.0	78	22405	No
82	GOM_NL__2PRFIN20060613_080743_000000512048_00307_22405_0750.N1	13-JUN-2006 08:07:43	Bright	51.000	74	11Bet Cas	2.2680	6600.0	102	22405	No
83	GOM_NL__2PRFIN20060613_081400_000000392048_00307_22405_0751.N1	13-JUN-2006 08:14:00	Bright	39.000	73	57Gam1And	2.2600	13100.	78	22405	No
84	GOM_NL__2PRFIN20060613_081613_000000372048_00307_22405_0752.N1	13-JUN-2006 08:16:13	Bright	37.000	173	4Bet Tri	3.0040	8900.0	74	22405	No
85	GOM_NL__2PRFIN20060613_081943_000000482048_00307_22405_0753.N1	13-JUN-2006 08:19:43	Twilight	48.000	50	13Alp Ari	2.0070	4250.0	96	22405	No
86	GOM_NL__2PRFIN20060613_083456_000000512048_00307_22405_0754.N1	13-JUN-2006 08:34:56	Dark	51.000	52	16Bet Cet	2.0370	4500.0	102	22405	No
87	GOM_NL__2PRFIN20060613_084118_000000462048_00307_22405_0755.N1	13-JUN-2006 08:41:18	Dark	46.000	84	Alp Phe	2.3970	4500.0	92	22405	No
88	GOM_NL__2PRFIN20060613_084723_000000602048_00308_22406_0739.N1	13-JUN-2006 08:47:23	Dark	59.500	63	Bet Gru	2.1500	2800.0	119	22406	No
89	GOM_NL__2PRFIN20060613_084925_000000492048_00308_22406_0740.N1	13-JUN-2006 08:49:25	Dark	48.500	31	Alp Gru	1.7340	15200.	97	22406	No
90	GOM_NL__2PRFIN20060613_085330_000000422048_00308_22406_0741.N1	13-JUN-2006 08:53:30	Straylight	41.500	45	Alp Pav	1.9400	26000.	83	22406	No
91	GOM_NL__2PRFIN20060613_090150_000000452048_00308_22406_0742.N1	13-JUN-2006 09:01:50	Twilight	45.000	40	The Sco	1.8590	7100.0	90	22406	No
92	GOM_NL__2PRFIN20060613_090334_000000442048_00308_22406_0743.N1	13-JUN-2006 09:03:34	Twilight	44.000	25	35Lam Sco	1.6200	28000.	88	22406	No
93	GOM_NL__2PRFIN20060613_090457_000000482048_00308_22406_0744.N1	13-JUN-2006 09:04:57	Twilight	48.000	167	10Gam2Sgr	2.9840	4500.0	96	22406	No
94	GOM_NL__2PRFIN20060613_091016_000000402048_00308_22406_0745.N1	13-JUN-2006 09:10:16	Bright	40.000	86	35Eta Oph	2.4300	10200.	80	22406	No
95	GOM_NL__2PRFIN20060613_091202_000000362048_00308_22406_0746.N1	13-JUN-2006 09:12:02	Bright	36.000	98	13Zet Oph	2.5710	30000.	72	22406	No
96	GOM_NL__2PRFIN20060613_092128_000000502048_00308_22406_0747.N1	13-JUN-2006 09:21:28	Bright	50.000	127	27Bet Her	2.7810	4700.0	100	22406	No
97	GOM_NL__2PRFIN20060613_092434_000000382048_00308_22406_0748.N1	13-JUN-2006 09:24:34	Bright	38.000	133	40Zet Her	2.8070	6000.0	76	22406	No
98	GOM_NL__2PRFIN20060613_093131_000000402048_00308_22406_0749.N1	13-JUN-2006 09:31:31	Bright	39.500	130	23Bet Dra	2.7990	5800.0	79	22406	No
99	GOM_NL__2PRFIN20060613_094818_000000422048_00308_22406_0750.N1	13-JUN-2006 09:48:18	Bright	41.500	74	11Bet Cas	2.2680	6600.0	83	22406	No
100	GOM_NL__2PRFIN20060613_095436_000000402048_00308_22406_0751.N1	13-JUN-2006 09:54:36	Bright	40.000	73	57Gam1And	2.2600	13100.	80	22406	No
101	GOM_NL__2PRFIN20060613_095656_000000592048_00308_22406_0752.N1	13-JUN-2006 09:56:56	Twilight	59.000	53	43Bet And	2.0480	3300.0	118	22406	No

102	GOM_NL__2PRFIN20060613_100020_000000482048_00308_22406_0753.N1	13-JUN-2006 10:00:20	Twilight	48.000	50	13Alp Ari	2.0070	4250.0	96	22406	No
103	GOM_NL__2PRFIN20060613_101533_000000552048_00308_22406_0754.N1	13-JUN-2006 10:15:33	Dark	54.500	52	16Bet Cet	2.0370	4500.0	109	22406	No
104	GOM_NL__2PRFIN20060613_102154_000000442048_00308_22406_0755.N1	13-JUN-2006 10:21:54	Dark	43.500	84	Alp Phe	2.3970	4500.0	87	22406	No
105	GOM_NL__2PRFIN20060613_102800_000000522048_00309_22407_0739.N1	13-JUN-2006 10:28:00	Dark	51.500	63	Bet Gru	2.1500	2800.0	103	22407	No
106	GOM_NL__2PRFIN20060613_103002_000000502048_00309_22407_0740.N1	13-JUN-2006 10:30:02	Dark	49.500	31	Alp Gru	1.7340	15200.	99	22407	No
107	GOM_NL__2PRFIN20060613_103406_000000432048_00309_22407_0741.N1	13-JUN-2006 10:34:06	Straylight	42.500	45	Alp Pav	1.9400	26000.	85	22407	No
108	GOM_NL__2PRFIN20060613_104227_000000462048_00309_22407_0742.N1	13-JUN-2006 10:42:27	Tw_i_and_stray	45.500	40	The Sco	1.8590	7100.0	91	22407	No
109	GOM_NL__2PRFIN20060613_104410_000000452048_00309_22407_0743.N1	13-JUN-2006 10:44:10	Tw_i_and_stray	44.500	25	35Lam Sco	1.6200	28000.	89	22407	No
110	GOM_NL__2PRFIN20060613_104533_000000502048_00309_22407_0744.N1	13-JUN-2006 10:45:33	Tw_i_and_stray	50.000	167	10Gam2Sgr	2.9840	4500.0	100	22407	No
111	GOM_NL__2PRFIN20060613_105053_000000412048_00309_22407_0745.N1	13-JUN-2006 10:50:53	Bright	40.500	86	35Eta Oph	2.4300	10200.	81	22407	No
112	GOM_NL__2PRFIN20060613_105238_000000382048_00309_22407_0746.N1	13-JUN-2006 10:52:38	Bright	37.500	98	13Zet Oph	2.5710	30000.	75	22407	No
113	GOM_NL__2PRFIN20060613_110204_000000392048_00309_22407_0747.N1	13-JUN-2006 11:02:04	Bright	39.000	127	27Bet Her	2.7810	4700.0	78	22407	No
114	GOM_NL__2PRFIN20060613_110510_000000372048_00309_22407_0748.N1	13-JUN-2006 11:05:10	Bright	36.500	133	40Zet Her	2.8070	6000.0	73	22407	No
115	GOM_NL__2PRFIN20060613_111206_000000412048_00309_22407_0749.N1	13-JUN-2006 11:12:06	Bright	40.500	130	23Bet Dra	2.7990	5800.0	81	22407	No
116	GOM_NL__2PRFIN20060613_112854_000000422048_00309_22407_0750.N1	13-JUN-2006 11:28:54	Bright	42.000	74	11Bet Cas	2.2680	6600.0	84	22407	No
117	GOM_NL__2PRFIN20060613_113512_000000402048_00309_22407_0751.N1	13-JUN-2006 11:35:12	Bright	39.500	73	57Gam1And	2.2600	13100.	79	22407	No
118	GOM_NL__2PRFIN20060613_113732_000000612048_00309_22407_0752.N1	13-JUN-2006 11:37:32	Tw_i_and_stray	61.000	53	43Bet And	2.0480	3300.0	122	22407	No
119	GOM_NL__2PRFIN20060613_114056_000000472048_00309_22407_0753.N1	13-JUN-2006 11:40:56	Twilight	47.000	50	13Alp Ari	2.0070	4250.0	94	22407	No
120	GOM_NL__2PRFIN20060613_115610_000000572048_00309_22407_0754.N1	13-JUN-2006 11:56:10	Dark	56.500	52	16Bet Cet	2.0370	4500.0	113	22407	No
121	GOM_NL__2PRFIN20060613_120231_000000442048_00309_22407_0755.N1	13-JUN-2006 12:02:31	Dark	44.000	84	Alp Phe	2.3970	4500.0	88	22407	No
122	GOM_NL__2PRFIN20060613_120837_000000472048_00310_22408_0739.N1	13-JUN-2006 12:08:37	Dark	47.000	63	Bet Gru	2.1500	2800.0	94	22408	No
123	GOM_NL__2PRFIN20060613_121039_000000472048_00310_22408_0740.N1	13-JUN-2006 12:10:39	Dark	47.000	31	Alp Gru	1.7340	15200.	94	22408	No
124	GOM_NL__2PRFIN20060613_121443_000000442048_00310_22408_0741.N1	13-JUN-2006 12:14:43	Straylight	43.500	45	Alp Pav	1.9400	26000.	87	22408	No
125	GOM_NL__2PRFIN20060613_122303_000000452048_00310_22408_0742.N1	13-JUN-2006 12:23:03	Tw_i_and_stray	44.500	40	The Sco	1.8590	7100.0	89	22408	No
126	GOM_NL__2PRFIN20060613_122447_000000442048_00310_22408_0743.N1	13-JUN-2006 12:24:47	Tw_i_and_stray	44.000	25	35Lam Sco	1.6200	28000.	88	22408	No
127	GOM_NL__2PRFIN20060613_122609_000000492048_00310_22408_0744.N1	13-JUN-2006 12:26:09	Tw_i_and_stray	48.500	167	10Gam2Sgr	2.9840	4500.0	97	22408	No
128	GOM_NL__2PRFIN20060613_123129_000000402048_00310_22408_0745.N1	13-JUN-2006 12:31:29	Bright	40.000	86	35Eta Oph	2.4300	10200.	80	22408	No
129	GOM_NL__2PRFIN20060613_123313_000000362048_00310_22408_0746.N1	13-JUN-2006 12:33:13	Bright	36.000	98	13Zet Oph	2.5710	30000.	72	22408	No
130	GOM_NL__2PRFIN20060613_124240_000000362048_00310_22408_0747.N1	13-JUN-2006 12:42:40	Bright	35.500	127	27Bet Her	2.7810	4700.0	71	22408	No
131	GOM_NL__2PRFIN20060613_124545_000000562048_00310_22408_0748.N1	13-JUN-2006 12:45:45	Bright	56.000	133	40Zet Her	2.8070	6000.0	112	22408	No
132	GOM_NL__2PRFIN20060613_125242_000000412048_00310_22408_0749.N1	13-JUN-2006 12:52:42	Bright	40.500	130	23Bet Dra	2.7990	5800.0	81	22408	No
133	GOM_NL__2PRFIN20060613_130930_000000402048_00310_22408_0750.N1	13-JUN-2006 13:09:30	Bright	40.000	74	11Bet Cas	2.2680	6600.0	80	22408	No
134	GOM_NL__2PRFIN20060613_131547_000000402048_00310_22408_0751.N1	13-JUN-2006 13:15:47	Bright	39.500	73	57Gam1And	2.2600	13100.	79	22408	No
135	GOM_NL__2PRFIN20060613_131808_000000552048_00310_22408_0752.N1	13-JUN-2006 13:18:08	Tw_i_and_stray	54.500	53	43Bet And	2.0480	3300.0	109	22408	No
136	GOM_NL__2PRFIN20060613_132132_000000492048_00310_22408_0753.N1	13-JUN-2006 13:21:32	Twilight	49.000	50	13Alp Ari	2.0070	4250.0	98	22408	No
137	GOM_NL__2PRFIN20060613_133647_000000532048_00310_22408_0754.N1	13-JUN-2006 13:36:47	Dark	53.000	52	16Bet Cet	2.0370	4500.0	106	22408	No
138	GOM_NL__2PRFIN20060613_134308_000000452048_00310_22408_0755.N1	13-JUN-2006 13:43:08	Dark	44.500	84	Alp Phe	2.3970	4500.0	89	22408	No
139	GOM_NL__2PRFIN20060613_134914_000000522048_00311_22409_0759.N1	13-JUN-2006 13:49:14	Dark	52.000	63	Bet Gru	2.1500	2800.0	104	22409	No
140	GOM_NL__2PRFIN20060613_135116_000000462048_00311_22409_0760.N1	13-JUN-2006 13:51:16	Dark	46.000	31	Alp Gru	1.7340	15200.	92	22409	No
141	GOM_NL__2PRFIN20060613_135519_000000442048_00311_22409_0761.N1	13-JUN-2006 13:55:19	Straylight	43.500	45	Alp Pav	1.9400	26000.	87	22409	No
142	GOM_NL__2PRFIN20060613_140339_000000422048_00311_22409_0762.N1	13-JUN-2006 14:03:39	Tw_i_and_stray	42.000	40	The Sco	1.8590	7100.0	84	22409	No
143	GOM_NL__2PRFIN20060613_140523_000000442048_00311_22409_0763.N1	13-JUN-2006 14:05:23	Tw_i_and_stray	44.000	25	35Lam Sco	1.6200	28000.	88	22409	No
144	GOM_NL__2PRFIN20060613_140646_000000472048_00311_22409_0764.N1	13-JUN-2006 14:06:46	Tw_i_and_stray	47.000	167	10Gam2Sgr	2.9840	4500.0	94	22409	No
145	GOM_NL__2PRFIN20060613_141205_000000402048_00311_22409_0765.N1	13-JUN-2006 14:12:05	Bright	40.000	86	35Eta Oph	2.4300	10200.	80	22409	No
146	GOM_NL__2PRFIN20060613_141349_000000372048_00311_22409_0766.N1	13-JUN-2006 14:13:49	Bright	36.500	98	13Zet Oph	2.5710	30000.	73	22409	No
147	GOM_NL__2PRFIN20060613_142316_000000382048_00311_22409_0767.N1	13-JUN-2006 14:23:16	Bright	38.000	127	27Bet Her	2.7810	4700.0	76	22409	No
148	GOM_NL__2PRFIN20060613_142621_000000562048_00311_22409_0768.N1	13-JUN-2006 14:26:21	Bright	56.000	133	40Zet Her	2.8070	6000.0	112	22409	No
149	GOM_NL__2PRFIN20060613_143317_000000372048_00311_22409_0769.N1	13-JUN-2006 14:33:17	Bright	37.000	130	23Bet Dra	2.7990	5800.0	74	22409	No
150	GOM_NL__2PRFIN20060613_145005_000000632048_00311_22409_0770.N1	13-JUN-2006 14:50:05	Bright	63.000	74	11Bet Cas	2.2680	6600.0	126	22409	No
151	GOM_NL__2PRFIN20060613_145624_000000402048_00311_22409_0771.N1	13-JUN-2006 14:56:24	Bright	40.000	73	57Gam1And	2.2600	13100.	80	22409	No
152	GOM_NL__2PRFIN20060613_145844_000000572048_00311_22409_0772.N1	13-JUN-2006 14:58:44	Tw_i_and_stray	57.000	53	43Bet And	2.0480	3300.0	114	22409	No
153	GOM_NL__2PRFIN20060613_150208_000000512048_00311_22409_0773.N1	13-JUN-2006 15:02:08	Twilight	50.500	50	13Alp Ari	2.0070	4250.0	101	22409	No
154	GOM_NL__2PRFIN20060613_151724_000000552048_00311_22409_0774.N1	13-JUN-2006 15:17:24	Dark	55.000	52	16Bet Cet	2.0370	4500.0	110	22409	No
155	GOM_NL__2PRFIN20060613_152344_000000472048_00311_22409_0775.N1	13-JUN-2006 15:23:44	Dark	47.000	84	Alp Phe	2.3970	4500.0	94	22409	No
156	GOM_NL__2PRFIN20060613_152951_000000502048_00312_22410_0759.N1	13-JUN-2006 15:29:51	Dark	49.500	63	Bet Gru	2.1500	2800.0	99	22410	No
157	GOM_NL__2PRFIN20060613_153153_000000542048_00312_22410_0760.N1	13-JUN-2006 15:31:53	Dark	54.000	31	Alp Gru	1.7340	15200.	108	22410	No
158	GOM_NL__2PRFIN20060613_153556_000000422048_00312_22410_0761.N1	13-JUN-2006 15:35:56	Straylight	41.500	45	Alp Pav	1.9400	26000.	83	22410	No
159	GOM_NL__2PRFIN20060613_154416_000000442048_00312_22410_0762.N1	13-JUN-2006 15:44:16	Tw_i_and_stray	43.500	40	The Sco	1.8590	7100.0	87	22410	No
160	GOM_NL__2PRFIN20060613_154559_000000422048_00312_22410_0763.N1	13-JUN-2006 15:45:59	Tw_i_and_stray	42.000	25	35Lam Sco	1.6200	28000.	84	22410	No

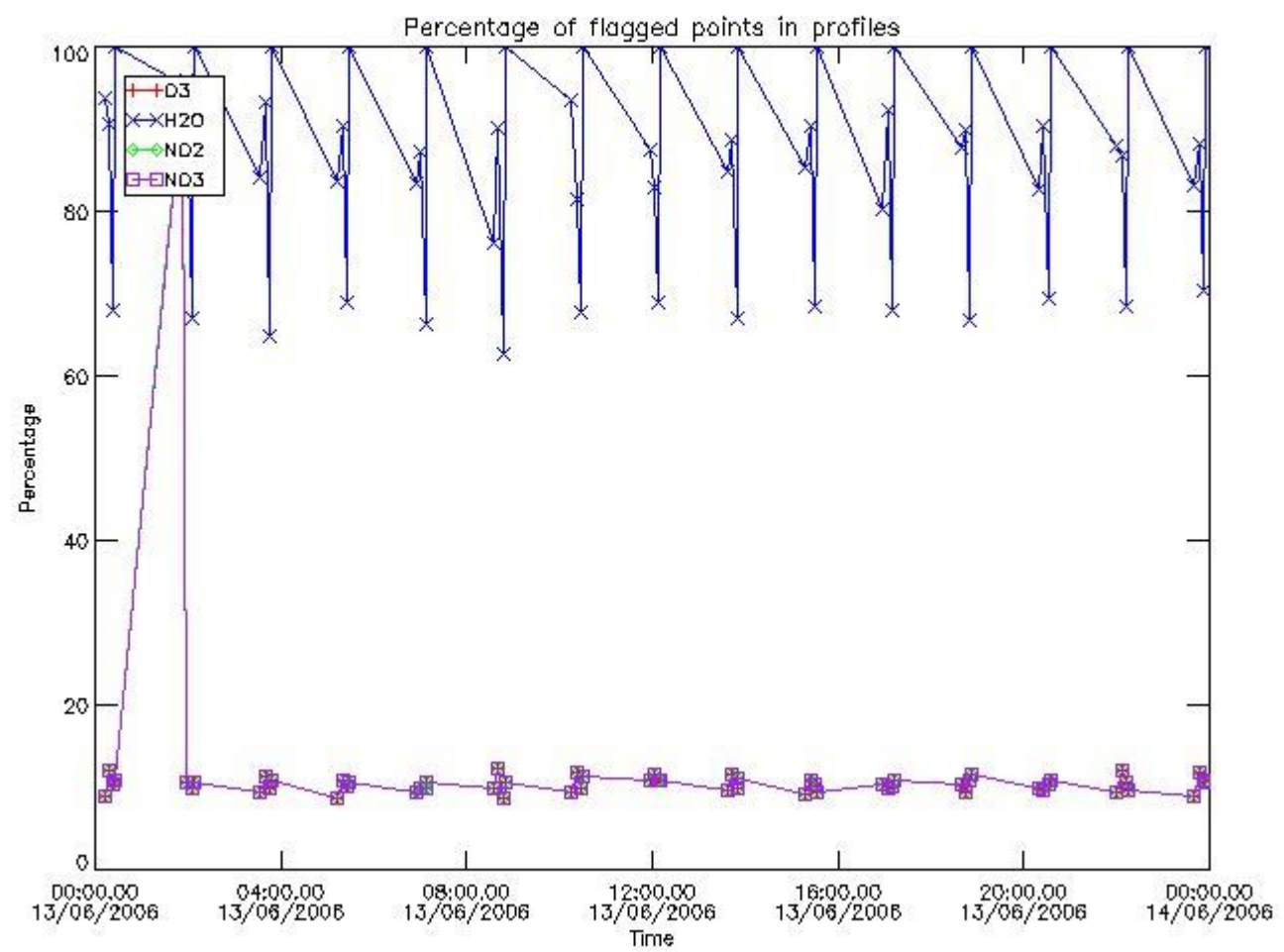
161	GOM_NL__2PRFIN20060613_154722_000000462048_00312_22410_0764.N1	13-JUN-2006 15:47:22	Twilight	45.500	167	10Gam2Sgr	2.9840	4500.0	91	22410	No
162	GOM_NL__2PRFIN20060613_155241_000000402048_00312_22410_0765.N1	13-JUN-2006 15:52:41	Bright	40.000	86	35Eta Oph	2.4300	10200.	80	22410	No
163	GOM_NL__2PRFIN20060613_155425_000000382048_00312_22410_0766.N1	13-JUN-2006 15:54:25	Bright	37.500	98	13Zet Oph	2.5710	30000.	75	22410	No
164	GOM_NL__2PRFIN20060613_160351_000000372048_00312_22410_0767.N1	13-JUN-2006 16:03:51	Bright	37.000	127	27Bet Her	2.7810	4700.0	74	22410	No
165	GOM_NL__2PRFIN20060613_160657_000000392048_00312_22410_0768.N1	13-JUN-2006 16:06:57	Bright	39.000	133	40Zet Her	2.8070	6000.0	78	22410	No
166	GOM_NL__2PRFIN20060613_161353_000000422048_00312_22410_0769.N1	13-JUN-2006 16:13:53	Bright	41.500	130	23Bet Dra	2.7990	5800.0	83	22410	No
167	GOM_NL__2PRFIN20060613_161517_000000372048_00312_22410_0770.N1	13-JUN-2006 16:15:17	Bright	37.000	119	14Eta Dra	2.7270	4700.0	74	22410	No
168	GOM_NL__2PRFIN20060613_163041_000000532048_00312_22410_0771.N1	13-JUN-2006 16:30:41	Bright	52.500	74	11Bet Cas	2.2680	6600.0	105	22410	No
169	GOM_NL__2PRFIN20060613_163700_000000372048_00312_22410_0772.N1	13-JUN-2006 16:37:00	Bright	36.500	73	57Gam1And	2.2600	13100.	73	22410	No
170	GOM_NL__2PRFIN20060613_163920_000000532048_00312_22410_0773.N1	13-JUN-2006 16:39:20	Twilight	53.000	53	43Bet And	2.0480	3300.0	106	22410	No
171	GOM_NL__2PRFIN20060613_164244_000000482048_00312_22410_0774.N1	13-JUN-2006 16:42:44	Twilight	47.500	50	13Alp Ari	2.0070	4250.0	95	22410	No
172	GOM_NL__2PRFIN20060613_165801_000000542048_00312_22410_0775.N1	13-JUN-2006 16:58:01	Dark	53.500	52	16Bet Cet	2.0370	4500.0	107	22410	No
173	GOM_NL__2PRFIN20060613_170421_000000522048_00312_22410_0776.N1	13-JUN-2006 17:04:21	Dark	52.000	84	Alp Phe	2.3970	4500.0	104	22410	No
174	GOM_NL__2PRFIN20060613_171028_000000512048_00313_22411_0759.N1	13-JUN-2006 17:10:28	Dark	50.500	63	Bet Gru	2.1500	2800.0	101	22411	No
175	GOM_NL__2PRFIN20060613_171230_000000482048_00313_22411_0760.N1	13-JUN-2006 17:12:30	Dark	47.500	31	Alp Gru	1.7340	15200.	95	22411	No
176	GOM_NL__2PRFIN20060613_171633_000000432048_00313_22411_0761.N1	13-JUN-2006 17:16:33	Straylight	42.500	45	Alp Pav	1.9400	26000.	85	22411	No
177	GOM_NL__2PRFIN20060613_172452_000000452048_00313_22411_0762.N1	13-JUN-2006 17:24:52	Twilight	44.500	40	The Sco	1.8590	7100.0	89	22411	No
178	GOM_NL__2PRFIN20060613_172635_000000412048_00313_22411_0763.N1	13-JUN-2006 17:26:35	Twilight	41.000	25	35Lam Sco	1.6200	28000.	82	22411	No
179	GOM_NL__2PRFIN20060613_172758_000000442048_00313_22411_0764.N1	13-JUN-2006 17:27:58	Twilight	44.000	167	10Gam2Sgr	2.9840	4500.0	88	22411	No
180	GOM_NL__2PRFIN20060613_173317_000000402048_00313_22411_0765.N1	13-JUN-2006 17:33:17	Bright	40.000	86	35Eta Oph	2.4300	10200.	80	22411	No
181	GOM_NL__2PRFIN20060613_173502_000000372048_00313_22411_0766.N1	13-JUN-2006 17:35:02	Bright	37.000	98	13Zet Oph	2.5710	30000.	74	22411	No
182	GOM_NL__2PRFIN20060613_174427_000000362048_00313_22411_0767.N1	13-JUN-2006 17:44:27	Bright	36.000	127	27Bet Her	2.7810	4700.0	72	22411	No
183	GOM_NL__2PRFIN20060613_174733_000000402048_00313_22411_0768.N1	13-JUN-2006 17:47:33	Bright	40.000	133	40Zet Her	2.8070	6000.0	80	22411	No
184	GOM_NL__2PRFIN20060613_175428_000000422048_00313_22411_0769.N1	13-JUN-2006 17:54:28	Bright	42.000	130	23Bet Dra	2.7990	5800.0	84	22411	No
185	GOM_NL__2PRFIN20060613_175553_000000382048_00313_22411_0770.N1	13-JUN-2006 17:55:53	Bright	38.000	119	14Eta Dra	2.7270	4700.0	76	22411	No
186	GOM_NL__2PRFIN20060613_181117_000000412048_00313_22411_0771.N1	13-JUN-2006 18:11:17	Bright	40.500	74	11Bet Cas	2.2680	6600.0	81	22411	No
187	GOM_NL__2PRFIN20060613_181736_000000402048_00313_22411_0772.N1	13-JUN-2006 18:17:36	Bright	40.000	73	57Gam1And	2.2600	13100.	80	22411	No
188	GOM_NL__2PRFIN20060613_181956_000000542048_00313_22411_0773.N1	13-JUN-2006 18:19:56	Twilight	53.500	53	43Bet And	2.0480	3300.0	107	22411	No
189	GOM_NL__2PRFIN20060613_182321_000000452048_00313_22411_0774.N1	13-JUN-2006 18:23:21	Twilight	45.000	50	13Alp Ari	2.0070	4250.0	90	22411	No
190	GOM_NL__2PRFIN20060613_183838_000000502048_00313_22411_0775.N1	13-JUN-2006 18:38:38	Dark	49.500	52	16Bet Cet	2.0370	4500.0	99	22411	No
191	GOM_NL__2PRFIN20060613_184458_000000552048_00313_22411_0776.N1	13-JUN-2006 18:44:58	Dark	54.500	84	Alp Phe	2.3970	4500.0	109	22411	No
192	GOM_NL__2PRFIN20060613_185105_000000522048_00314_22412_0759.N1	13-JUN-2006 18:51:05	Dark	51.500	63	Bet Gru	2.1500	2800.0	103	22412	No
193	GOM_NL__2PRFIN20060613_185307_000000482048_00314_22412_0760.N1	13-JUN-2006 18:53:07	Dark	48.000	31	Alp Gru	1.7340	15200.	96	22412	No
194	GOM_NL__2PRFIN20060613_185709_000000412048_00314_22412_0761.N1	13-JUN-2006 18:57:09	Straylight	41.000	45	Alp Pav	1.9400	26000.	82	22412	No
195	GOM_NL__2PRFIN20060613_190528_000000462048_00314_22412_0762.N1	13-JUN-2006 19:05:28	Twilight	45.500	40	The Sco	1.8590	7100.0	91	22412	No
196	GOM_NL__2PRFIN20060613_190712_000000452048_00314_22412_0763.N1	13-JUN-2006 19:07:12	Twilight	44.500	25	35Lam Sco	1.6200	28000.	89	22412	No
197	GOM_NL__2PRFIN20060613_190834_000000492048_00314_22412_0764.N1	13-JUN-2006 19:08:34	Twilight	48.500	167	10Gam2Sgr	2.9840	4500.0	97	22412	No
198	GOM_NL__2PRFIN20060613_191353_000000402048_00314_22412_0765.N1	13-JUN-2006 19:13:53	Bright	40.000	86	35Eta Oph	2.4300	10200.	80	22412	No
199	GOM_NL__2PRFIN20060613_191538_000000362048_00314_22412_0766.N1	13-JUN-2006 19:15:38	Bright	36.000	98	13Zet Oph	2.5710	30000.	72	22412	No
200	GOM_NL__2PRFIN20060613_192503_000000372048_00314_22412_0767.N1	13-JUN-2006 19:25:03	Bright	37.000	127	27Bet Her	2.7810	4700.0	74	22412	No
201	GOM_NL__2PRFIN20060613_192808_000000362048_00314_22412_0768.N1	13-JUN-2006 19:28:08	Bright	36.000	133	40Zet Her	2.8070	6000.0	72	22412	No
202	GOM_NL__2PRFIN20060613_193504_000000412048_00314_22412_0769.N1	13-JUN-2006 19:35:04	Bright	41.000	130	23Bet Dra	2.7990	5800.0	82	22412	No
203	GOM_NL__2PRFIN20060613_193629_000000382048_00314_22412_0770.N1	13-JUN-2006 19:36:29	Bright	37.500	119	14Eta Dra	2.7270	4700.0	75	22412	No
204	GOM_NL__2PRFIN20060613_195152_000000432048_00314_22412_0771.N1	13-JUN-2006 19:51:52	Bright	42.500	74	11Bet Cas	2.2680	6600.0	85	22412	No
205	GOM_NL__2PRFIN20060613_195812_000000402048_00314_22412_0772.N1	13-JUN-2006 19:58:12	Bright	40.000	73	57Gam1And	2.2600	13100.	80	22412	No
206	GOM_NL__2PRFIN20060613_200032_000000572048_00314_22412_0773.N1	13-JUN-2006 20:00:32	Twilight	56.500	53	43Bet And	2.0480	3300.0	113	22412	No
207	GOM_NL__2PRFIN20060613_200357_000000472048_00314_22412_0774.N1	13-JUN-2006 20:03:57	Twilight	47.000	50	13Alp Ari	2.0070	4250.0	94	22412	No
208	GOM_NL__2PRFIN20060613_201915_000000522048_00314_22412_0775.N1	13-JUN-2006 20:19:15	Dark	52.000	52	16Bet Cet	2.0370	4500.0	104	22412	No
209	GOM_NL__2PRFIN20060613_202535_000000532048_00314_22412_0776.N1	13-JUN-2006 20:25:35	Dark	52.500	84	Alp Phe	2.3970	4500.0	105	22412	No
210	GOM_NL__2PRFIN20060613_203141_000000502048_00315_22413_0760.N1	13-JUN-2006 20:31:41	Dark	49.500	63	Bet Gru	2.1500	2800.0	99	22413	No
211	GOM_NL__2PRFIN20060613_203344_000000482048_00315_22413_0761.N1	13-JUN-2006 20:33:44	Dark	47.500	31	Alp Gru	1.7340	15200.	95	22413	No
212	GOM_NL__2PRFIN20060613_203746_000000412048_00315_22413_0762.N1	13-JUN-2006 20:37:46	Straylight	41.000	45	Alp Pav	1.9400	26000.	82	22413	No
213	GOM_NL__2PRFIN20060613_204605_000000442048_00315_22413_0763.N1	13-JUN-2006 20:46:05	Twilight	44.000	40	The Sco	1.8590	7100.0	88	22413	No
214	GOM_NL__2PRFIN20060613_204748_000000452048_00315_22413_0764.N1	13-JUN-2006 20:47:48	Twilight	45.000	25	35Lam Sco	1.6200	28000.	90	22413	No
215	GOM_NL__2PRFIN20060613_204911_000000482048_00315_22413_0765.N1	13-JUN-2006 20:49:11	Twilight	48.000	167	10Gam2Sgr	2.9840	4500.0	96	22413	No
216	GOM_NL__2PRFIN20060613_205429_000000392048_00315_22413_0766.N1	13-JUN-2006 20:54:29	Bright	39.000	86	35Eta Oph	2.4300	10200.	78	22413	No
217	GOM_NL__2PRFIN20060613_205614_000000382048_00315_22413_0767.N1	13-JUN-2006 20:56:14	Bright	37.500	98	13Zet Oph	2.5710	30000.	75	22413	No
218	GOM_NL__2PRFIN20060613_210539_000000392048_00315_22413_0768.N1	13-JUN-2006 21:05:39	Bright	39.000	127	27Bet Her	2.7810	4700.0	78	22413	No
219	GOM_NL__2PRFIN20060613_210844_000000392048_00315_22413_0769.N1	13-JUN-2006 21:08:44	Bright	38.500	133	40Zet Her	2.8070	6000.0	77	22413	No

220	GOM_NL__2PRFIN20060613_211539_000000422048_00315_22413_0770.N1	13-JUN-2006 21:15:39	Bright	42.000	130	23Bet Dra	2.7990	5800.0	84	22413	No
221	GOM_NL__2PRFIN20060613_211704_000000382048_00315_22413_0771.N1	13-JUN-2006 21:17:04	Bright	37.500	119	14Eta Dra	2.7270	4700.0	75	22413	No
222	GOM_NL__2PRFIN20060613_213228_000000632048_00315_22413_0772.N1	13-JUN-2006 21:32:28	Bright	63.000	74	11Bet Cas	2.2680	6600.0	126	22413	No
223	GOM_NL__2PRFIN20060613_213848_000000382048_00315_22413_0773.N1	13-JUN-2006 21:38:48	Bright	37.500	73	57Gam1And	2.2600	13100.	75	22413	No
224	GOM_NL__2PRFIN20060613_214108_000000562048_00315_22413_0774.N1	13-JUN-2006 21:41:08	Twilight	55.500	53	43Bet And	2.0480	3300.0	111	22413	No
225	GOM_NL__2PRFIN20060613_214433_000000442048_00315_22413_0775.N1	13-JUN-2006 21:44:33	Twilight	44.000	50	13Alp Ari	2.0070	4250.0	88	22413	No
226	GOM_NL__2PRFIN20060613_215951_000000542048_00315_22413_0776.N1	13-JUN-2006 21:59:51	Dark	54.000	52	16Bet Cet	2.0370	4500.0	108	22413	No
227	GOM_NL__2PRFIN20060613_220611_000000422048_00315_22413_0777.N1	13-JUN-2006 22:06:11	Dark	42.000	84	Alp Phe	2.3970	4500.0	84	22413	No
228	GOM_NL__2PRFIN20060613_221218_000000482048_00316_22414_0761.N1	13-JUN-2006 22:12:18	Dark	48.000	63	Bet Gru	2.1500	2800.0	96	22414	No
229	GOM_NL__2PRFIN20060613_221421_000000532048_00316_22414_0762.N1	13-JUN-2006 22:14:21	Dark	53.000	31	Alp Gru	1.7340	15200.	106	22414	No
230	GOM_NL__2PRFIN20060613_221822_000000422048_00316_22414_0763.N1	13-JUN-2006 22:18:22	Straylight	42.000	45	Alp Pav	1.9400	26000.	84	22414	No
231	GOM_NL__2PRFIN20060613_222641_000000422048_00316_22414_0764.N1	13-JUN-2006 22:26:41	Twilight	41.500	40	The Sco	1.8590	7100.0	83	22414	No
232	GOM_NL__2PRFIN20060613_222824_000000412048_00316_22414_0765.N1	13-JUN-2006 22:28:24	Twilight	40.500	25	35Lam Sco	1.6200	28000.	81	22414	No
233	GOM_NL__2PRFIN20060613_222947_000000482048_00316_22414_0766.N1	13-JUN-2006 22:29:47	Twilight	48.000	167	10Gam2Sgr	2.9840	4500.0	96	22414	No
234	GOM_NL__2PRFIN20060613_223505_000000402048_00316_22414_0767.N1	13-JUN-2006 22:35:05	Bright	39.500	86	35Eta Oph	2.4300	10200.	79	22414	No
235	GOM_NL__2PRFIN20060613_223650_000000382048_00316_22414_0768.N1	13-JUN-2006 22:36:50	Bright	37.500	98	13Zet Oph	2.5710	30000.	75	22414	No
236	GOM_NL__2PRFIN20060613_224423_000000282048_00316_22414_0769.N1	13-JUN-2006 22:44:23	Twilight	28.000	59	55Alp Oph	2.0800	8900.0	56	22414	No
237	GOM_NL__2PRFIN20060613_224615_000000372048_00316_22414_0770.N1	13-JUN-2006 22:46:15	Bright	36.500	127	27Bet Her	2.7810	4700.0	73	22414	No
238	GOM_NL__2PRFIN20060613_224920_000000392048_00316_22414_0771.N1	13-JUN-2006 22:49:20	Bright	38.500	133	40Zet Her	2.8070	6000.0	77	22414	No
239	GOM_NL__2PRFIN20060613_225615_000000402048_00316_22414_0772.N1	13-JUN-2006 22:56:15	Bright	39.500	130	23Bet Dra	2.7990	5800.0	79	22414	No
240	GOM_NL__2PRFIN20060613_225740_000000382048_00316_22414_0773.N1	13-JUN-2006 22:57:40	Bright	37.500	119	14Eta Dra	2.7270	4700.0	75	22414	No
241	GOM_NL__2PRFIN20060613_231303_000000412048_00316_22414_0774.N1	13-JUN-2006 23:13:03	Bright	40.500	74	11Bet Cas	2.2680	6600.0	81	22414	No
242	GOM_NL__2PRFIN20060613_231923_000000382048_00316_22414_0775.N1	13-JUN-2006 23:19:23	Bright	38.000	73	57Gam1And	2.2600	13100.	76	22414	No
243	GOM_NL__2PRFIN20060613_232144_000000532048_00316_22414_0776.N1	13-JUN-2006 23:21:44	Twilight	53.000	53	43Bet And	2.0480	3300.0	106	22414	No
244	GOM_NL__2PRFIN20060613_232509_000000472048_00316_22414_0777.N1	13-JUN-2006 23:25:09	Twilight	46.500	50	13Alp Ari	2.0070	4250.0	93	22414	No
245	GOM_NL__2PRFIN20060613_234028_000000572048_00316_22414_0778.N1	13-JUN-2006 23:40:28	Dark	56.500	52	16Bet Cet	2.0370	4500.0	113	22414	No
246	GOM_NL__2PRFIN20060613_234648_000000432048_00316_22414_0779.N1	13-JUN-2006 23:46:48	Dark	43.000	84	Alp Phe	2.3970	4500.0	86	22414	No
247	GOM_NL__2PRFIN20060613_235255_000000482048_00317_22415_0762.N1	13-JUN-2006 23:52:55	Dark	47.500	63	Bet Gru	2.1500	2800.0	95	22415	No
248	GOM_NL__2PRFIN20060613_235458_000000482048_00317_22415_0763.N1	13-JUN-2006 23:54:58	Dark	48.000	31	Alp Gru	1.7340	15200.	96	22415	No
249	GOM_NL__2PRFIN20060613_235859_000000422048_00317_22415_0764.N1	13-JUN-2006 23:58:59	Straylight	41.500	45	Alp Pav	1.9400	26000.	83	22415	No

3. Quality information per product

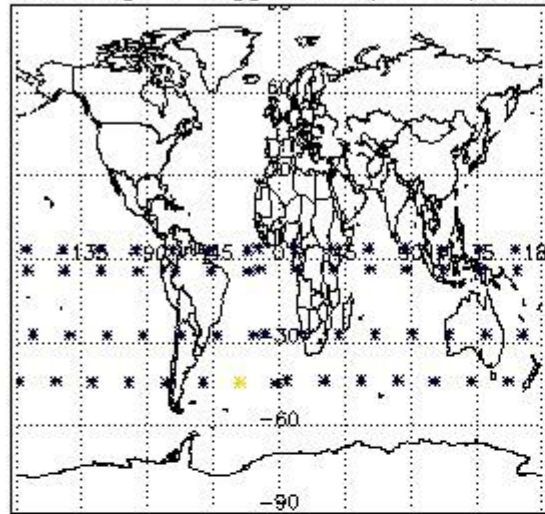
In this section it is plotted some information contained in the Quality Summary data set of the level 2 products. Only products in dark limb conditions and without errors (error flag in the MPH set to "0") are used.

3.1 Plot quality information per product (time dependant)

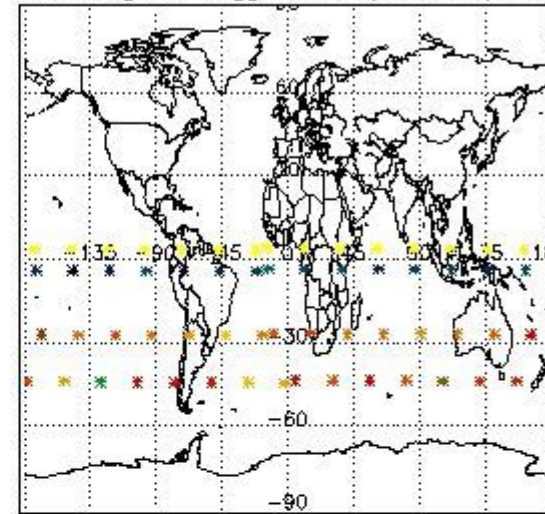


3.2 Plot quality information per product (world map)


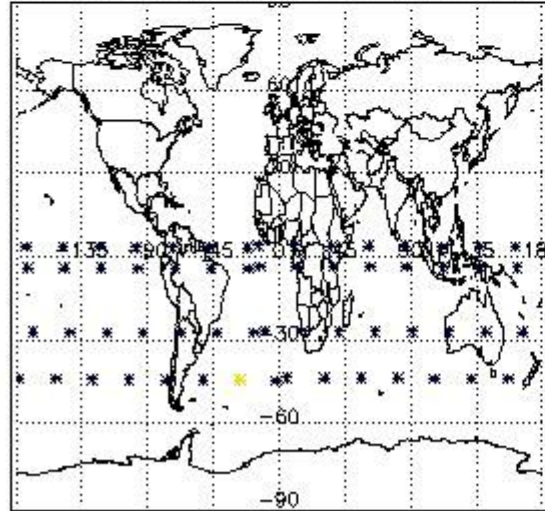
Percentage of flagged data per O3 profile



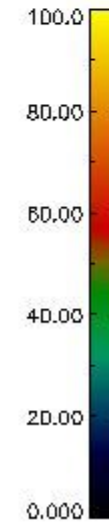
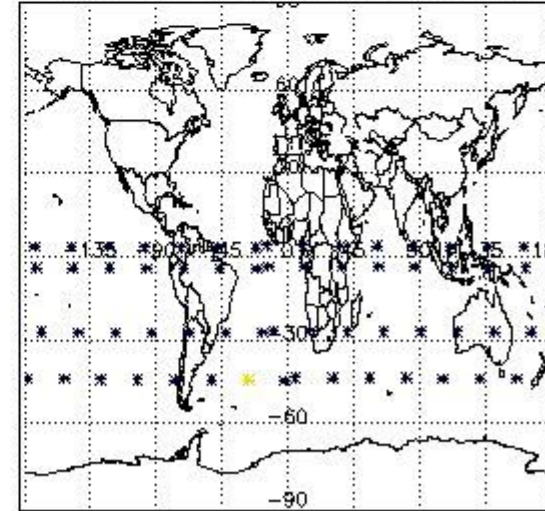
Percentage of flagged data per H2O profile



Percentage of flagged data per NO2 profile



Percentage of flagged data per NO3 profile

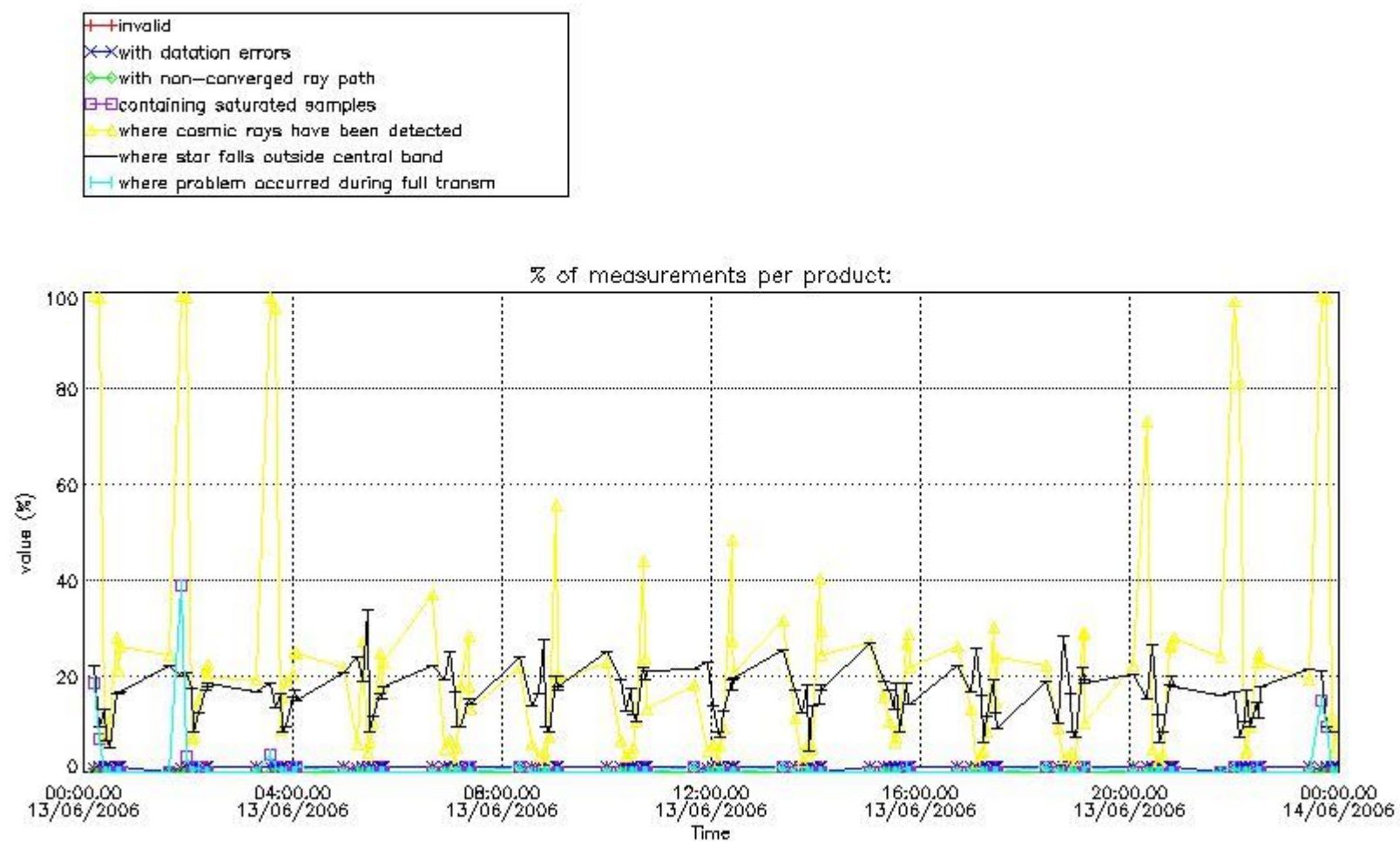


4. Level 1 quality information per product

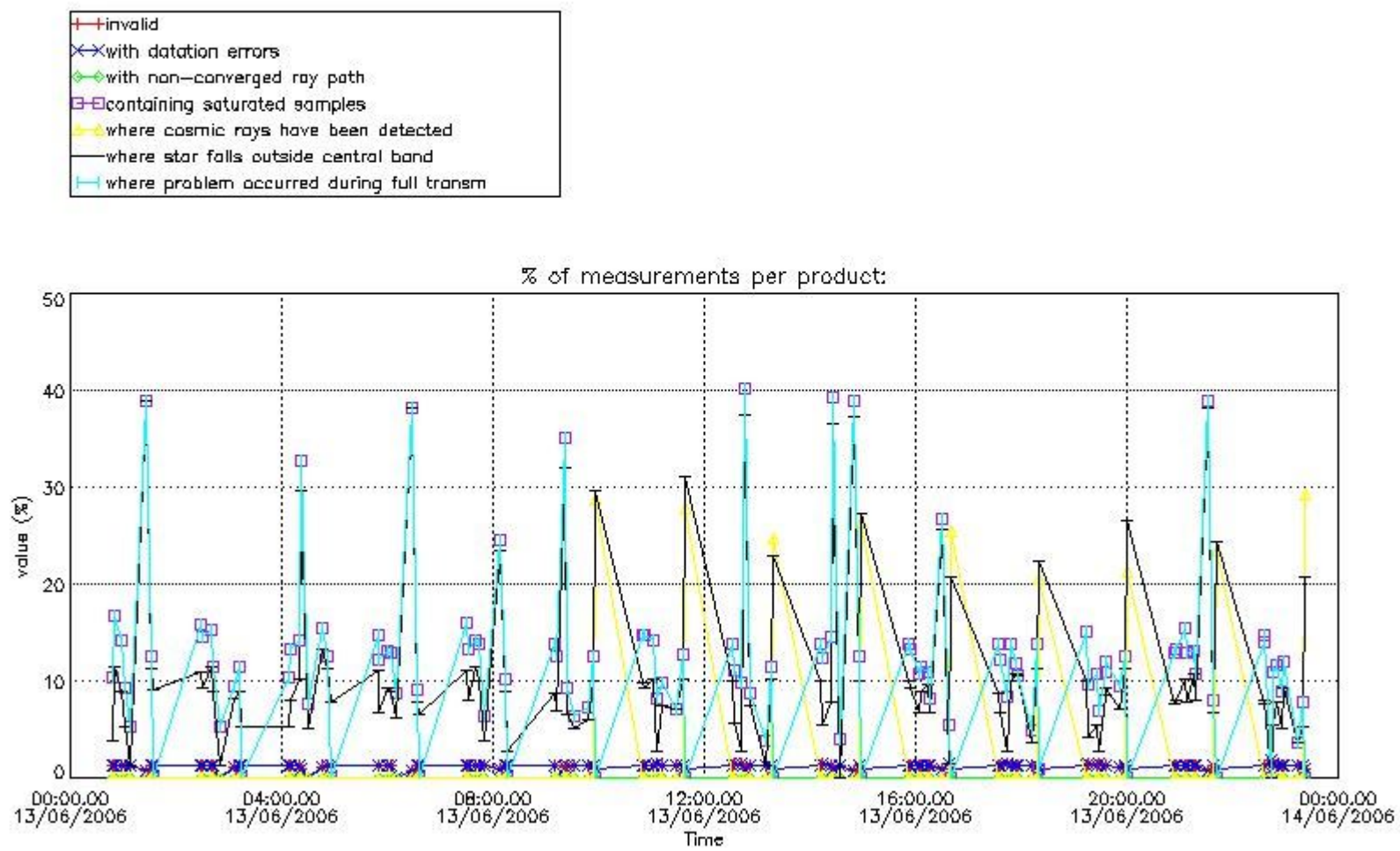
In this section it is plotted some information contained in the Quality Summary data set of the level 2 products that comes from the level 1b processing. Products without errors (error flag in the MPH set to "0") are used.

4.1 Plot quality information per product (time dependant) coming from level 1b processing

4.1.1 Plot level 1 quality information per product (time dependant): ENVISAT ASCENDING passes

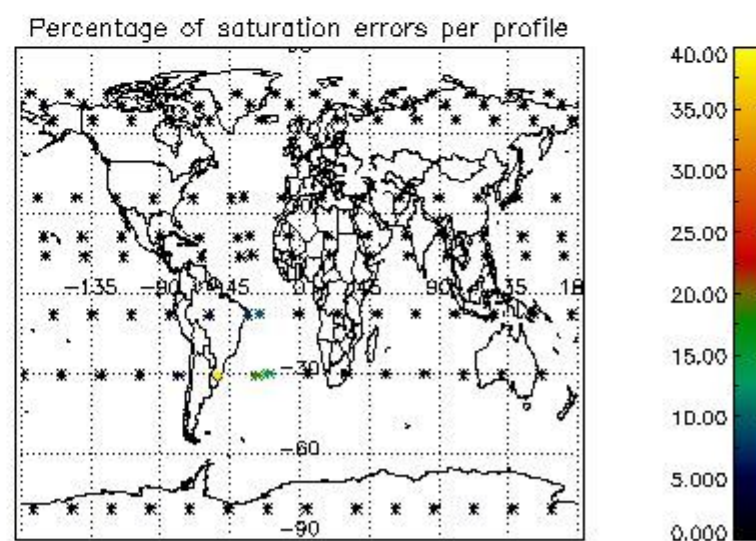
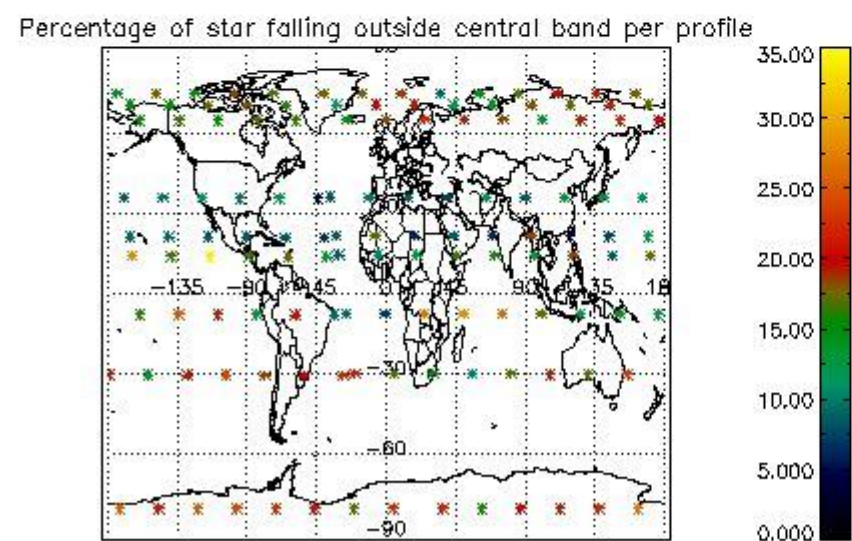
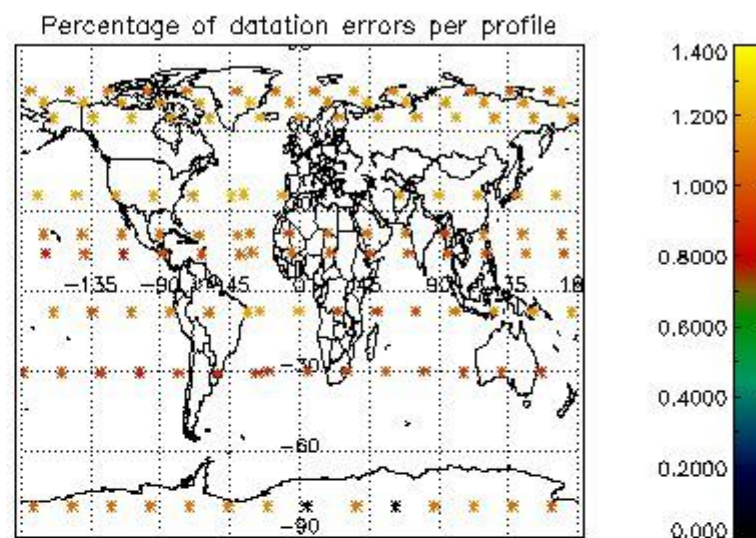
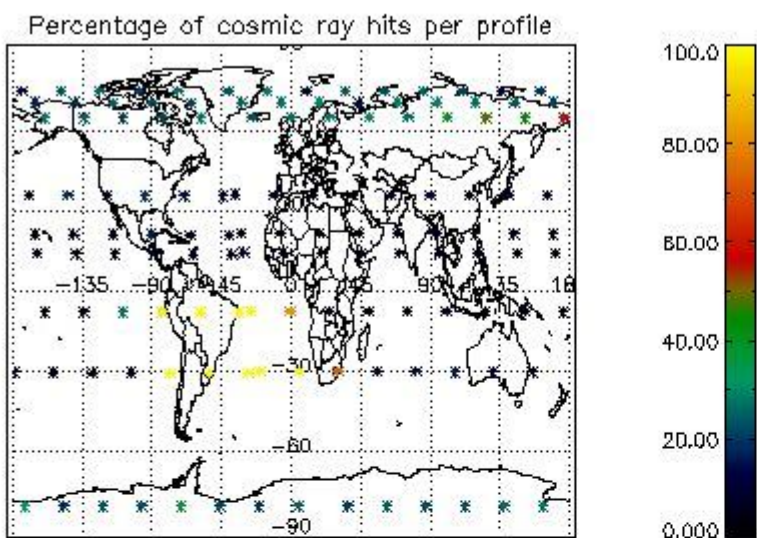


4.1.2 Plot level 1 quality information per product (time dependant): ENVI SAT DESCENDING passes

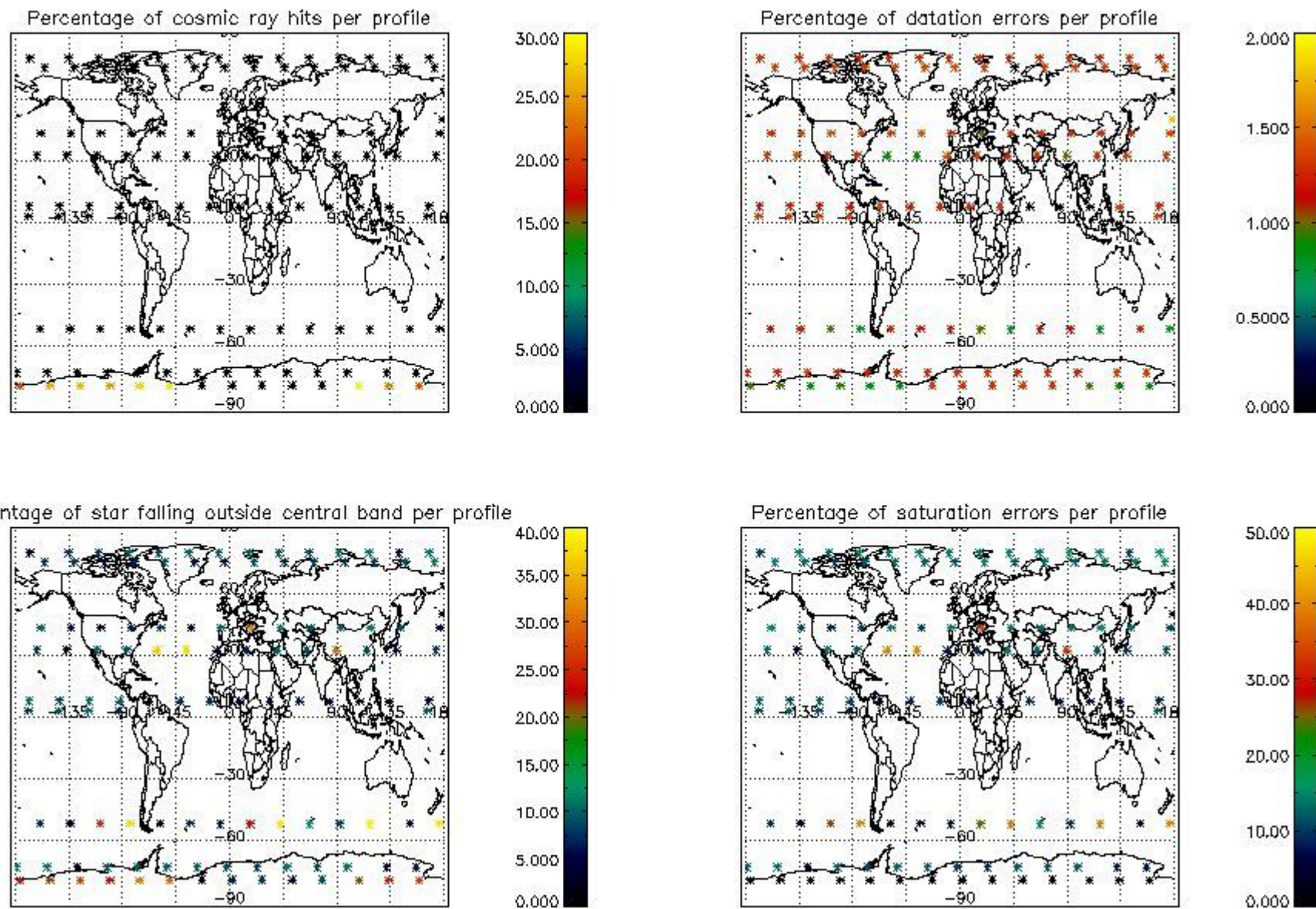


4.2 Plot quality information per product coming from level 1b processing (world map)

4.2.1 Plot level 1 quality information per product (world map): ENVISAT ASCENDING passes



4.2.2 Plot level 1 quality information per product (world map): ENVISAT DESCENDING passes



5. Trace gas profiles

5.1 Ozone statistics based on quality of products

The final quality of the products can be "measured" using the STD (Standard Deviation) attached to every point profile. This information is written to the parameter GOM_NL__2P/NL_LOCAL_SPECIES_DENSITY/o3_std of the level 2 products. The table below shows the statistics for given STD ranges.

The statistics are given with respect to the overall valid production:

- Products without fatal errors: GOM_NL__2P/MPH/PRODUCT_ERR=0
- Valid point profile: GOM_NL__2P/NL_LOCAL_SPECIES_DENSITY/pcd(0)=0

The 'Criteria' is applied to valid points of dark limb products:

- Products in dark limb illumination condition: GOM_NL__2P/NL_SUMMARY_QUALITY/obs_ill_cond=0
- Products without fatal errors: GOM_NL__2P/MPH/PRODUCT_ERR=0
- Valid point profile: GOM_NL__2P/NL_LOCAL_SPECIES_DENSITY/pcd(0)=0

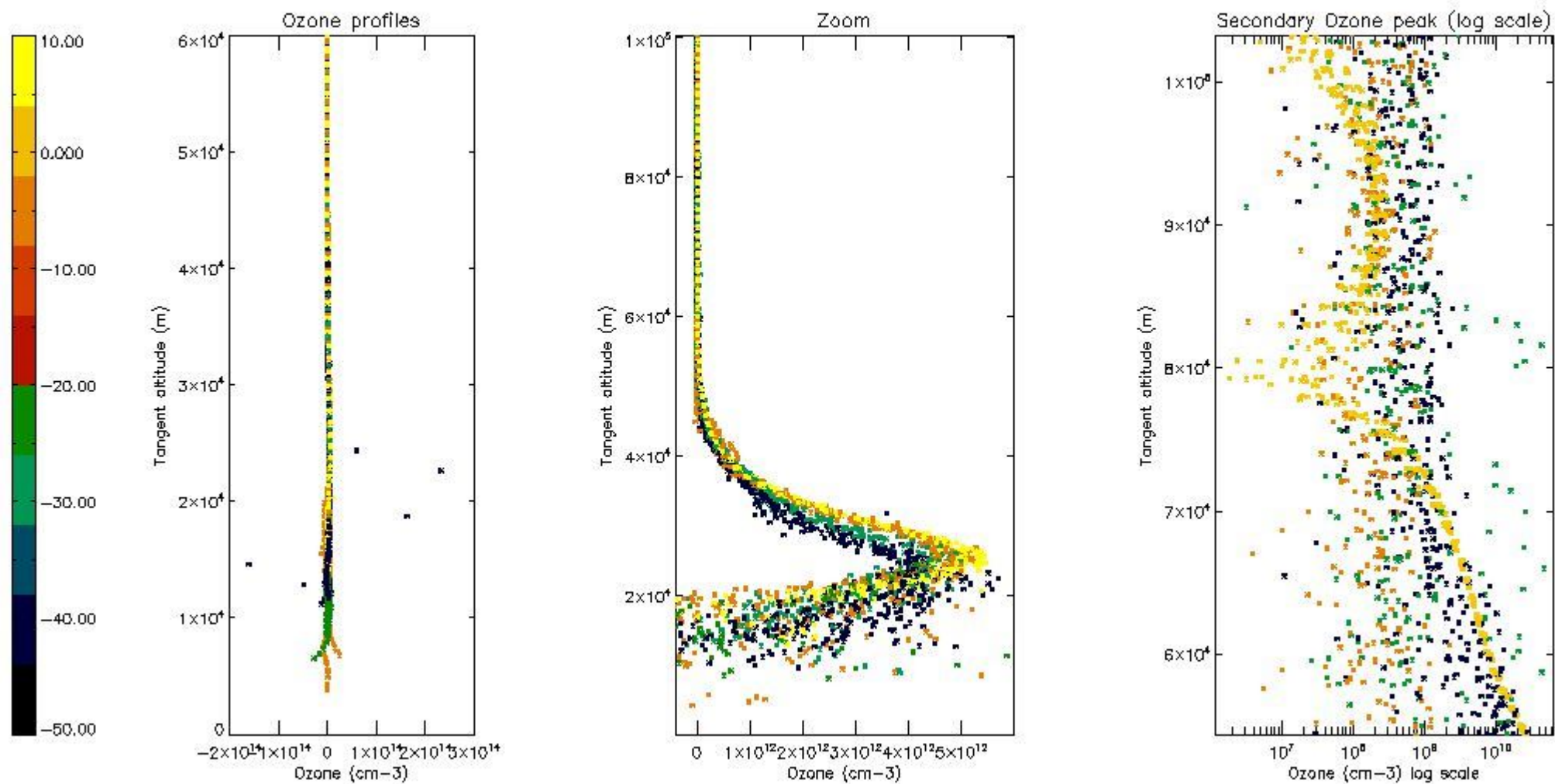
So, the table below shows the percentage of dark limb and valid observations for each criteria with respect to the overall valid daily observations.

Criteria	% of total production
All STD	28
STD < 20	10

STD < 10	7
STD < 5	4

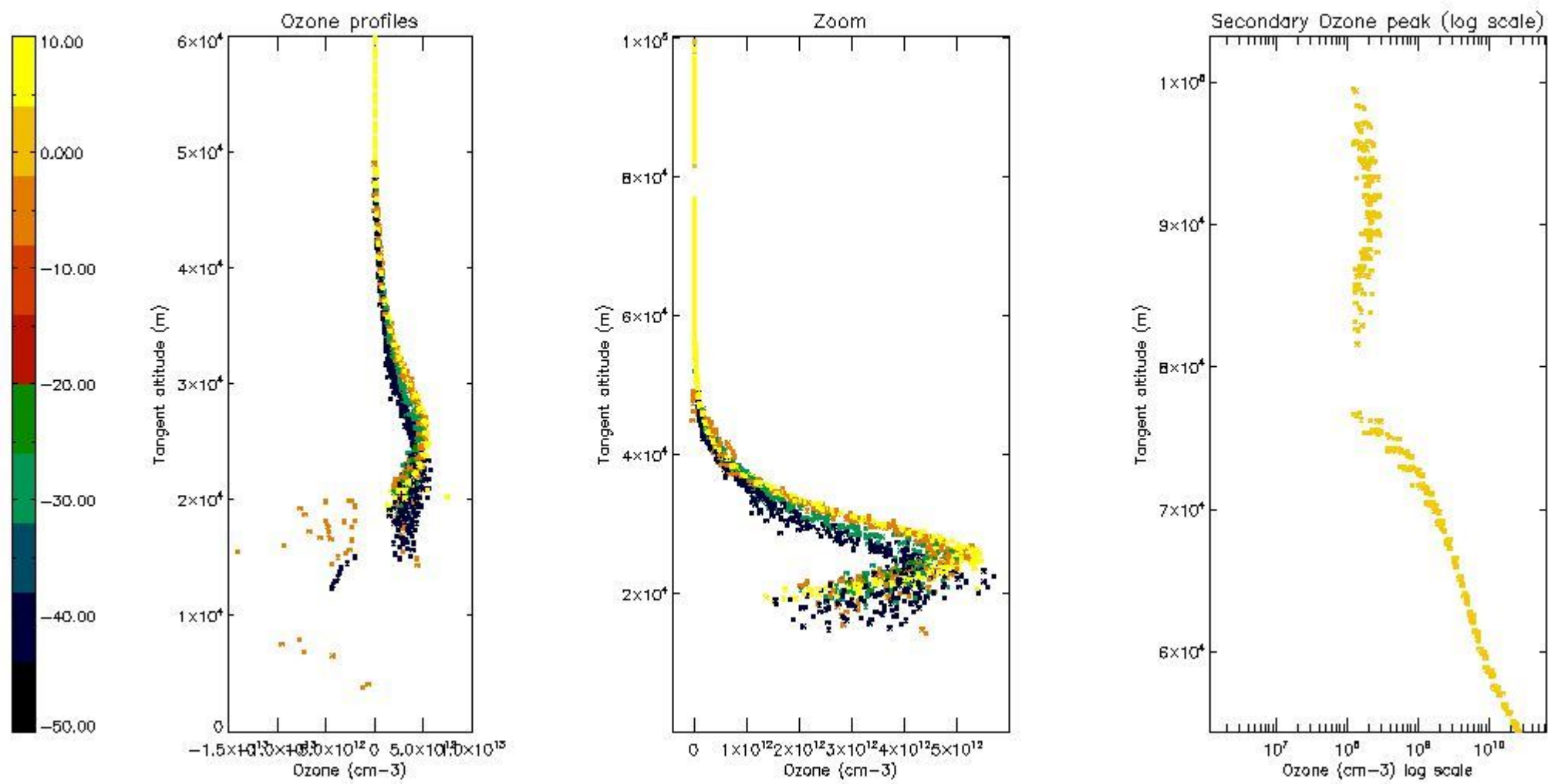
5.2 Plot ozone profiles for all STD (dark without errors)

The colorbar represents the latitude.



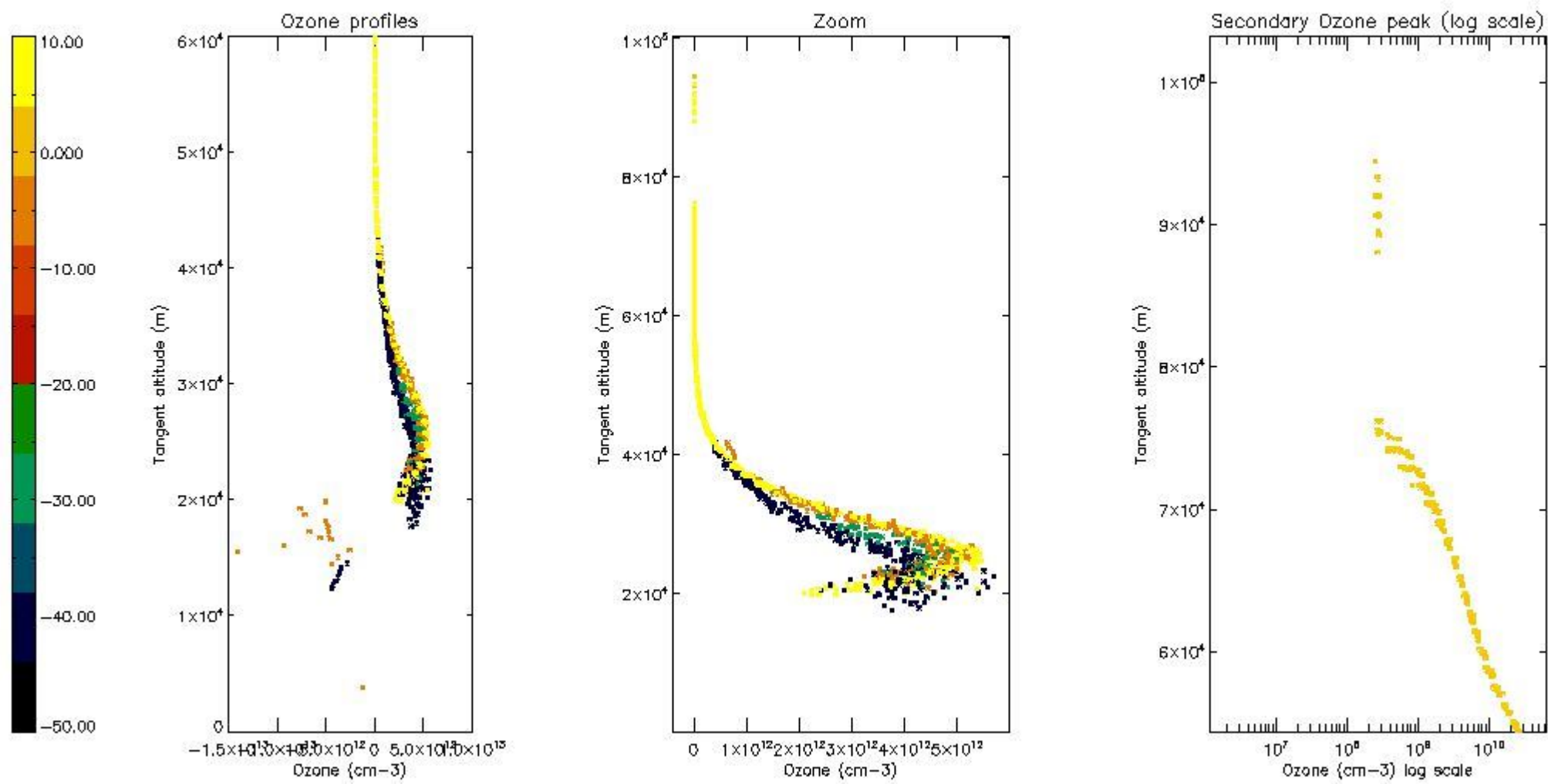
5.3 Plot ozone profiles where STD < 20% (dark without errors)

The colorbar represents the latitude.



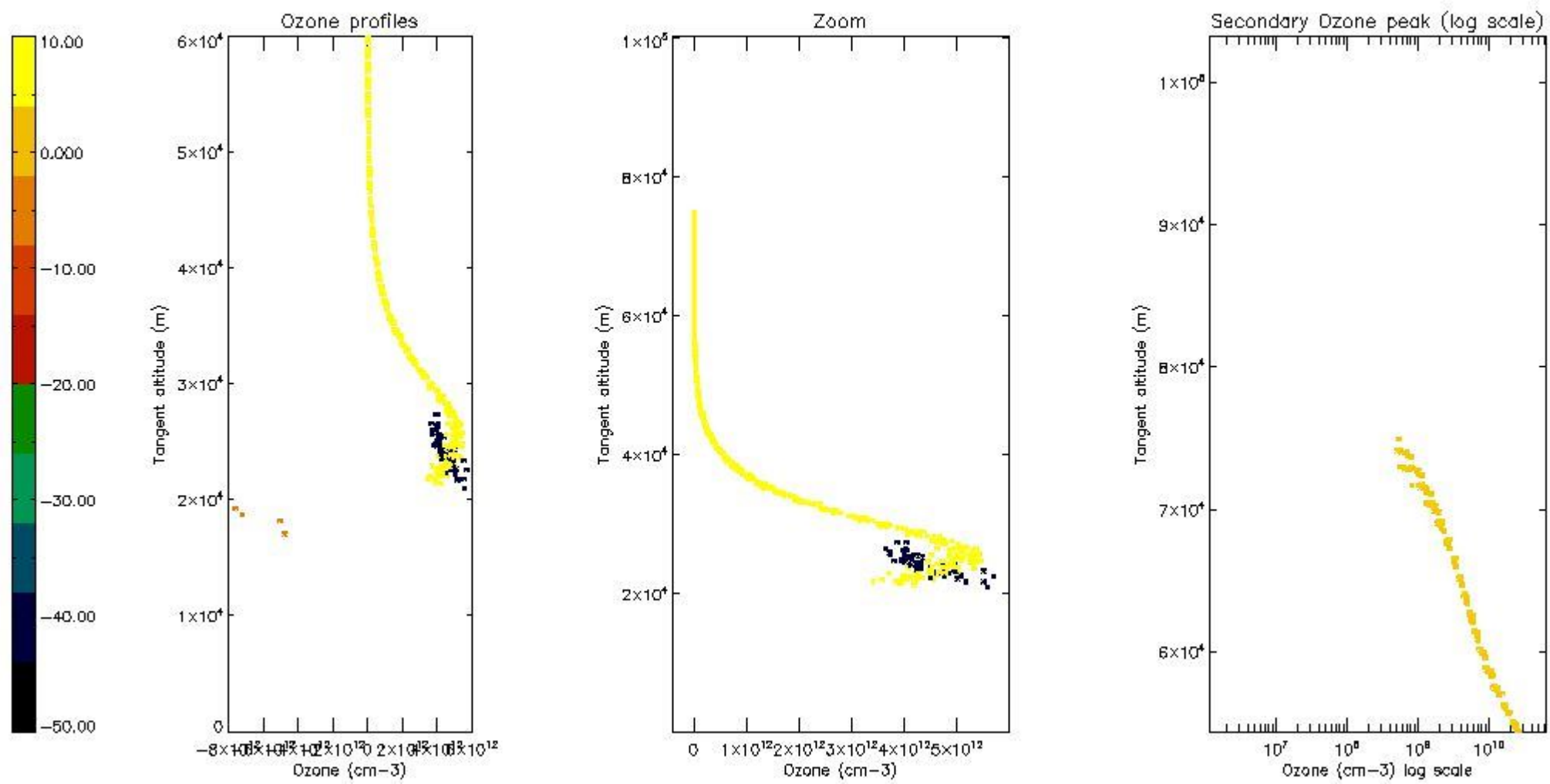
5.4 Plot ozone profiles where STD < 10% (dark without errors)

The colorbar represents the latitude.



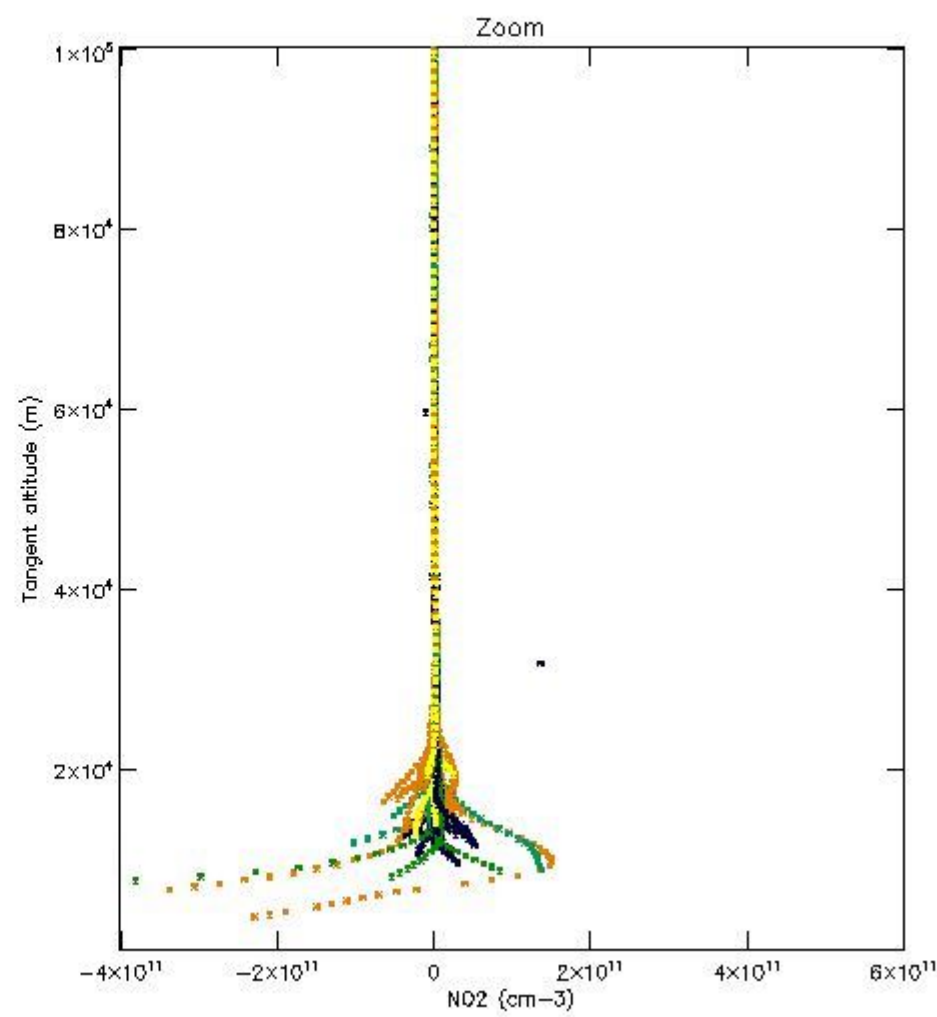
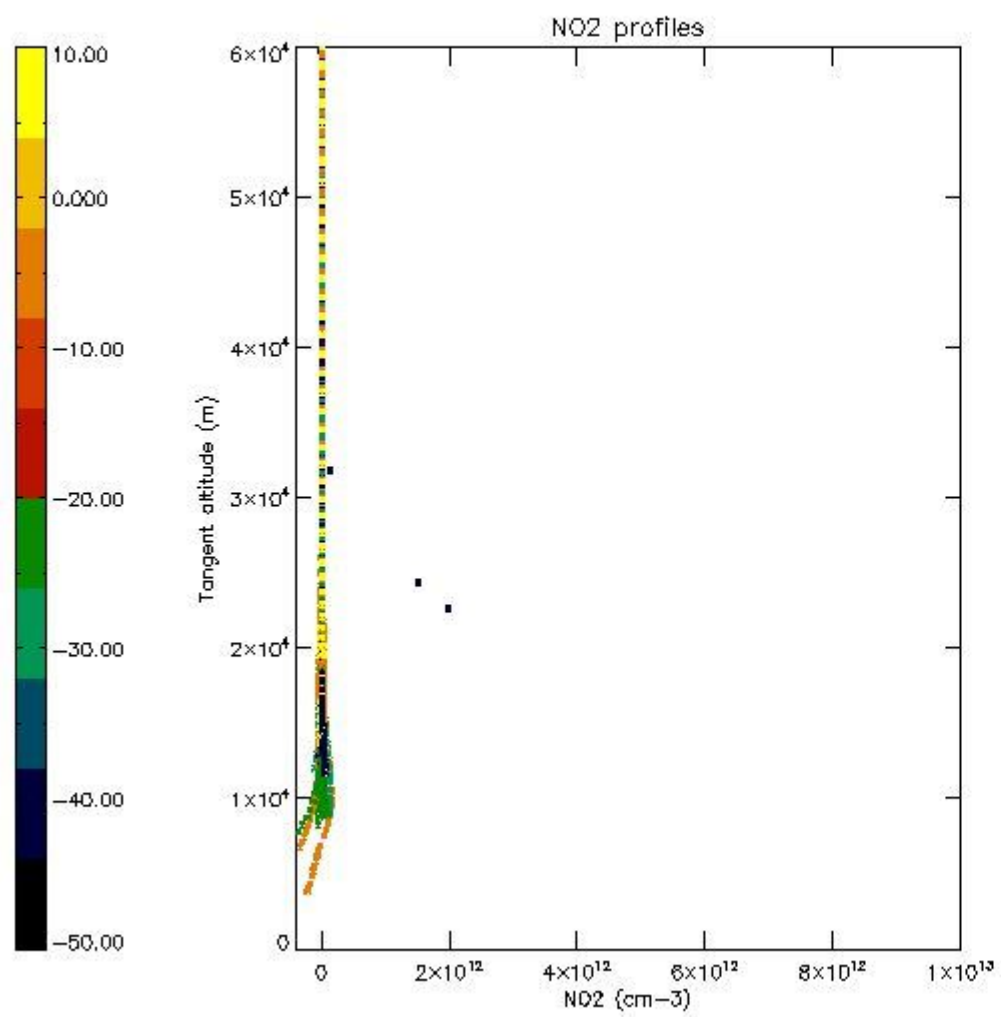
5.5 Plot ozone profiles where STD < 5% (dark without errors)

The colorbar represents the latitude.



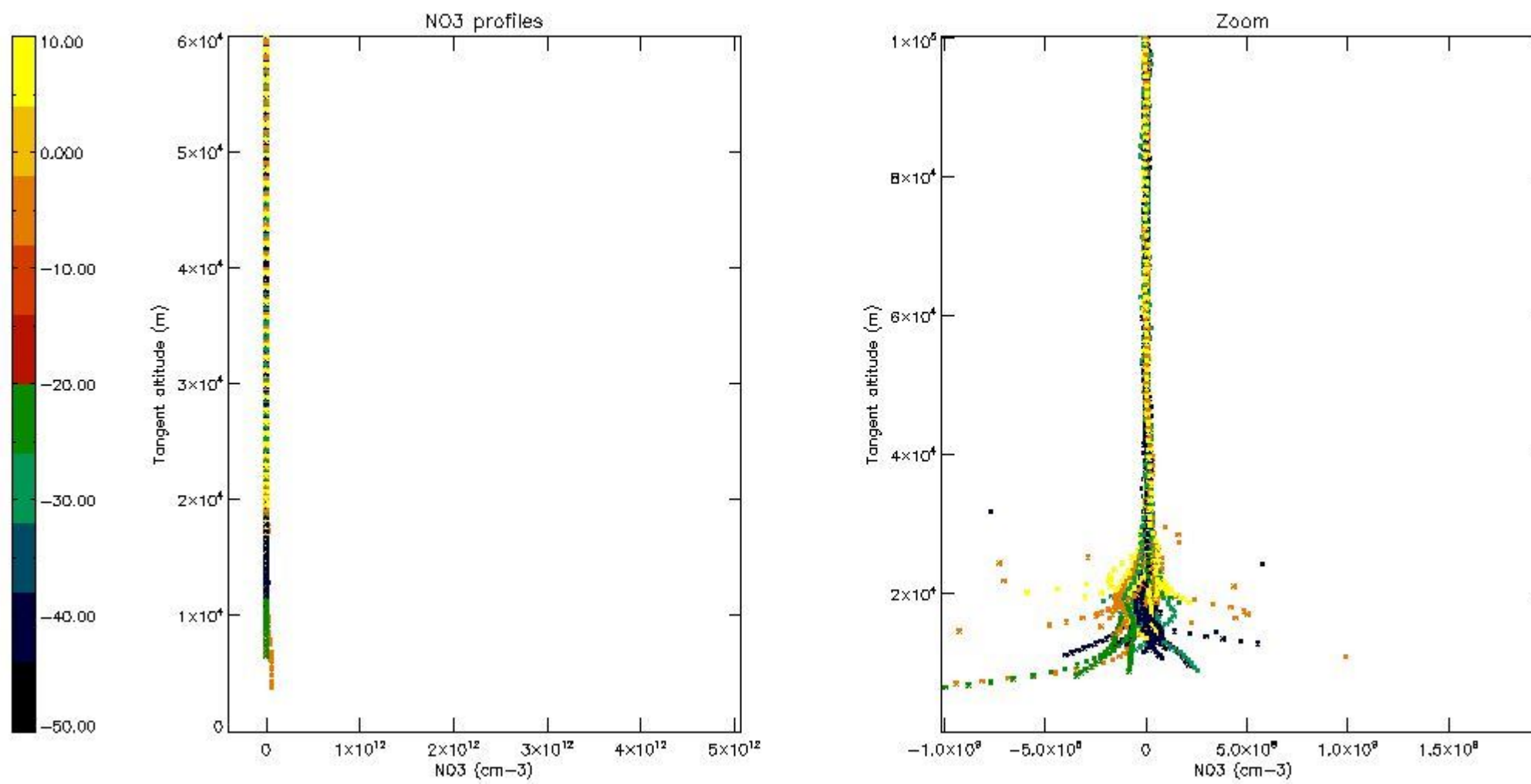
5.6 Plot NO₂ profiles for all STD (dark without errors)

The colorbar represents the latitude.



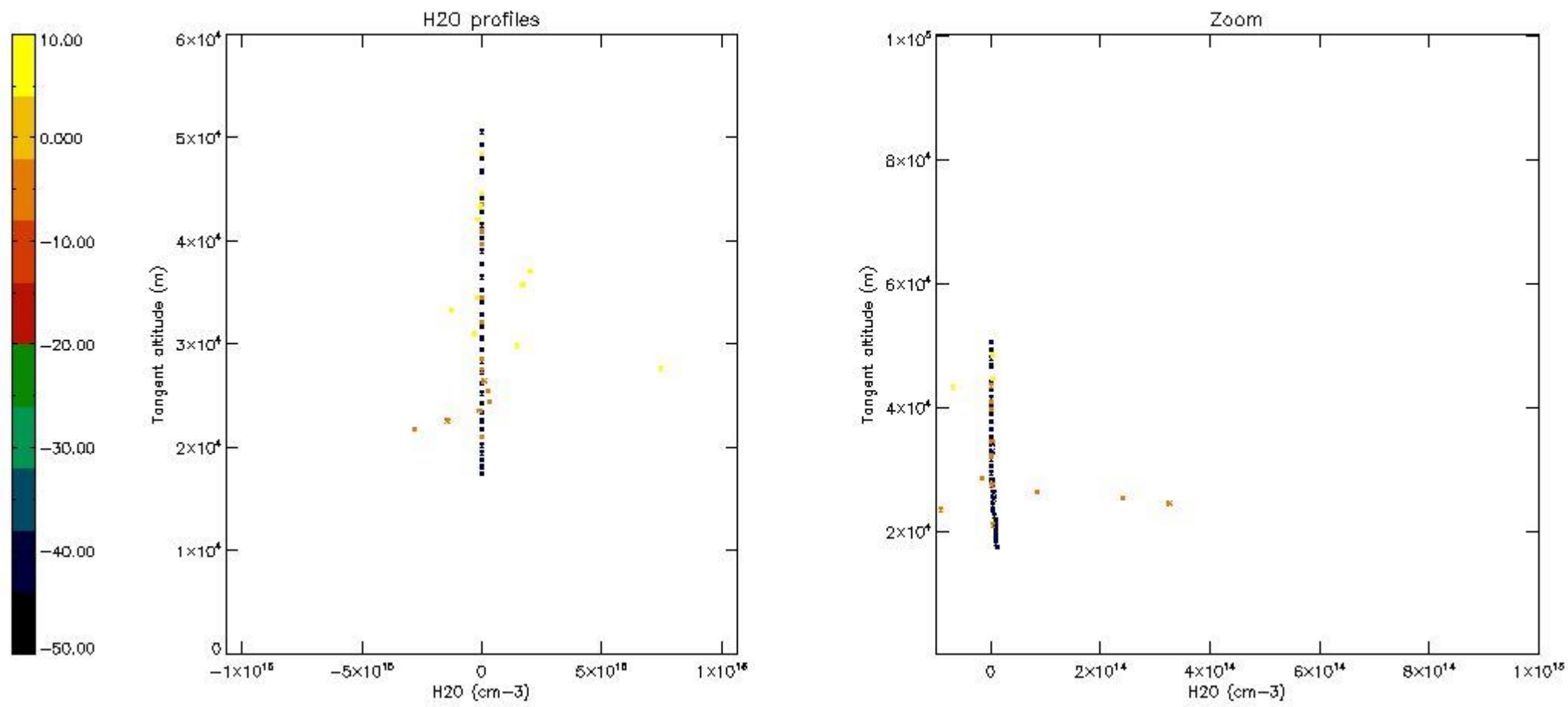
5.7 Plot NO3 profiles for all STD (dark without errors)

The colorbar represents the latitude.



5.8 Plot H₂O profiles for all STD (only for occultations of stars 1,2,3,4,13,14,16,26,63 dark without errors)

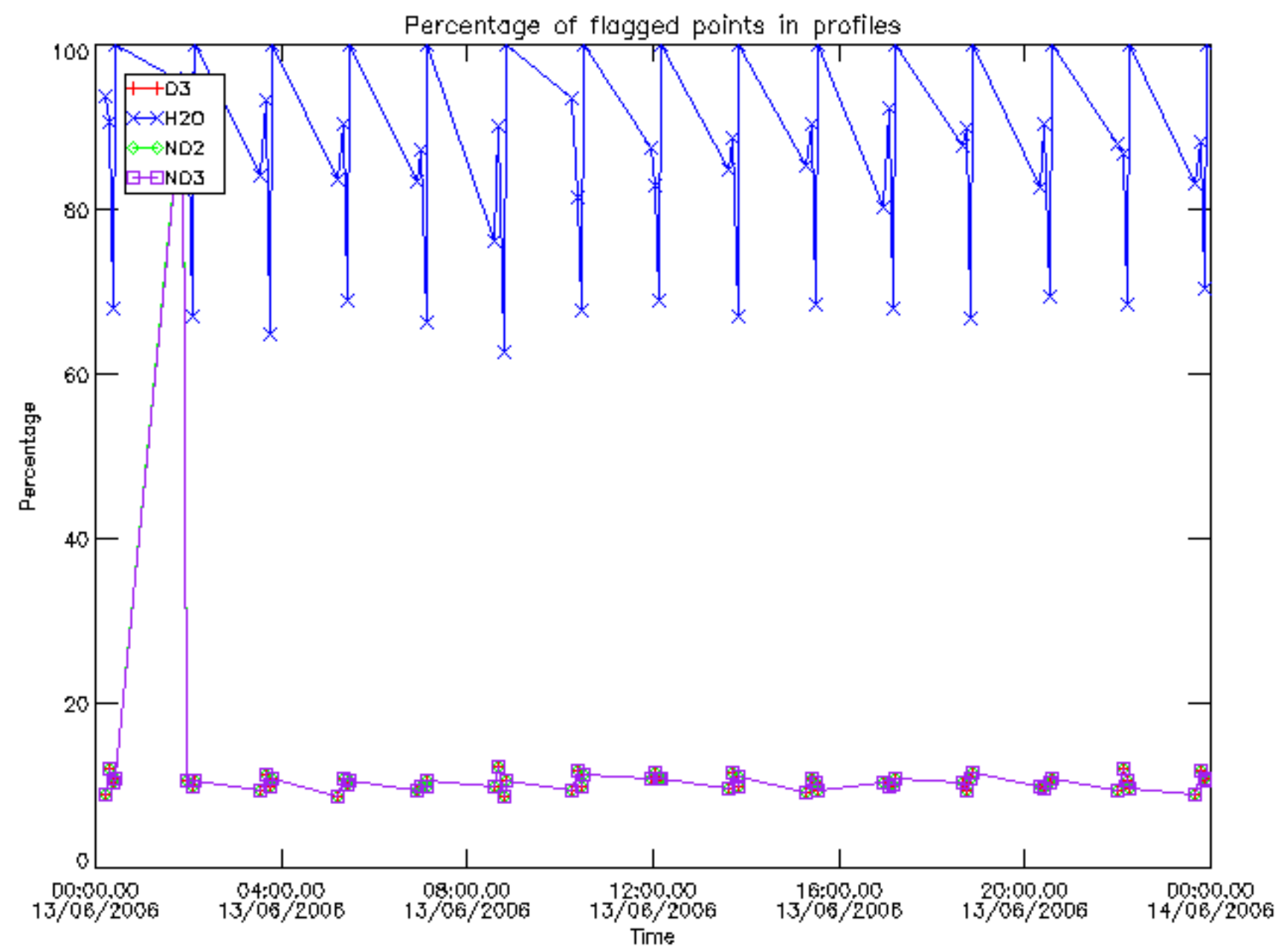
The colorbar represents the latitude.



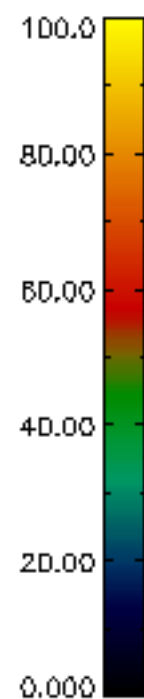
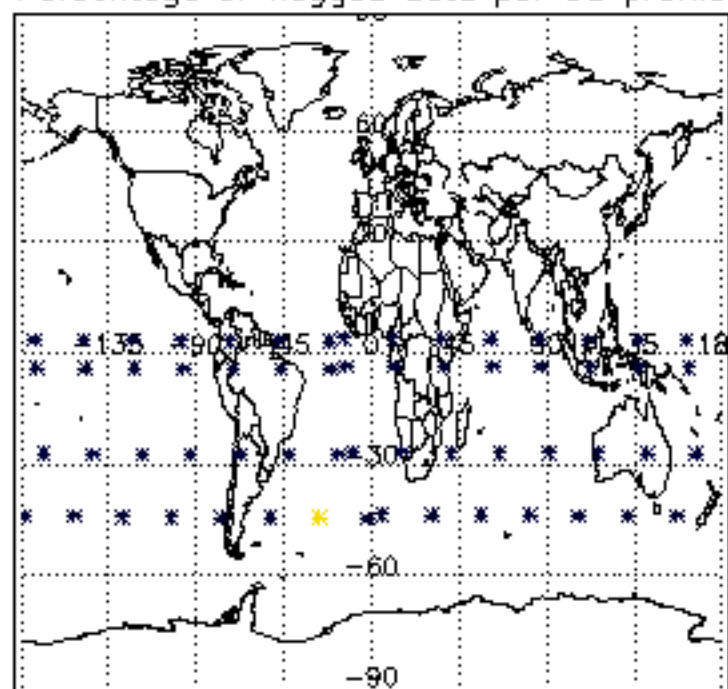
6. Auxiliary Data Files used for the production reported in section 2

The number reported in the third column indicates since which file (see list in section 2) the corresponding auxiliary file has been used. The fourth column is the date of those product files.

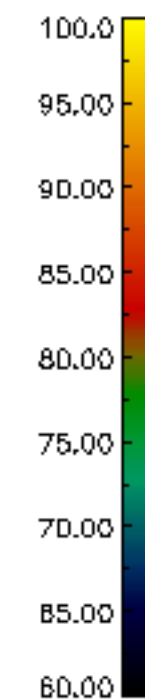
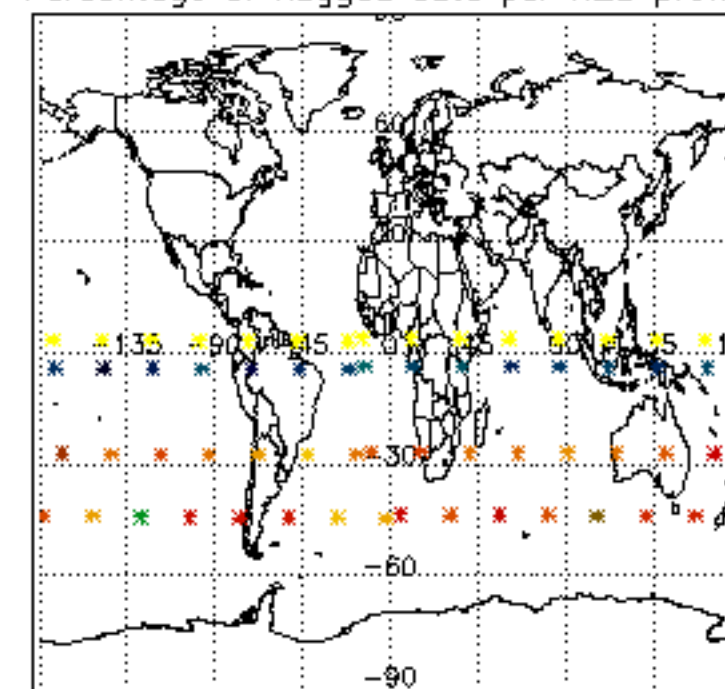
Type	Auxiliary Filename	Used since product	Used since product date
INST_PHYS_CHARACTERISTICS	GOM_INS_AXVIEC20091111_143220_20030716_120000_20500101_000000	1	13-JUN-2006 00:11:52
LEVEL-2_PROC_CONFIG	GOM_PR2_AXVIEC20091111_152718_20020301_000000_20500101_000000	1	13-JUN-2006 00:11:52
CROSS_SECTIONS_FILE	GOM_CRS_AXVIEC20091111_154832_20020301_000000_20500101_000000	1	13-JUN-2006 00:11:52



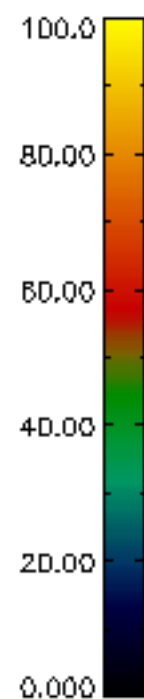
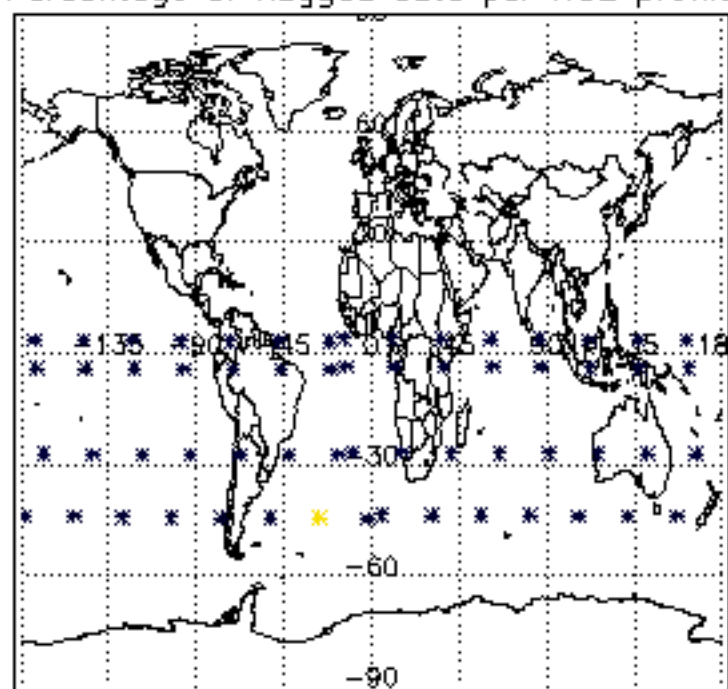
Percentage of flagged data per D3 profile



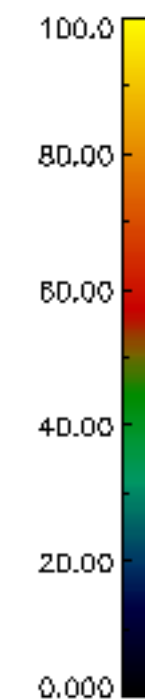
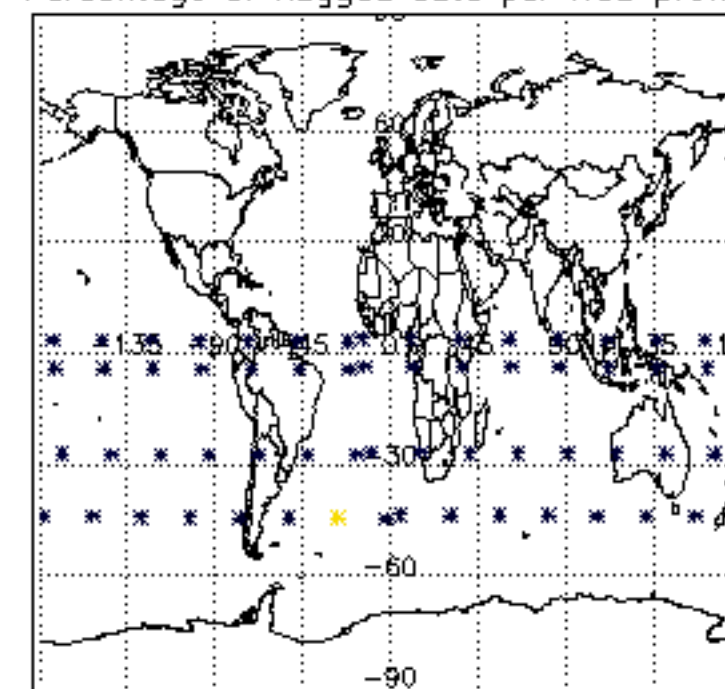
Percentage of flagged data per H2O profile

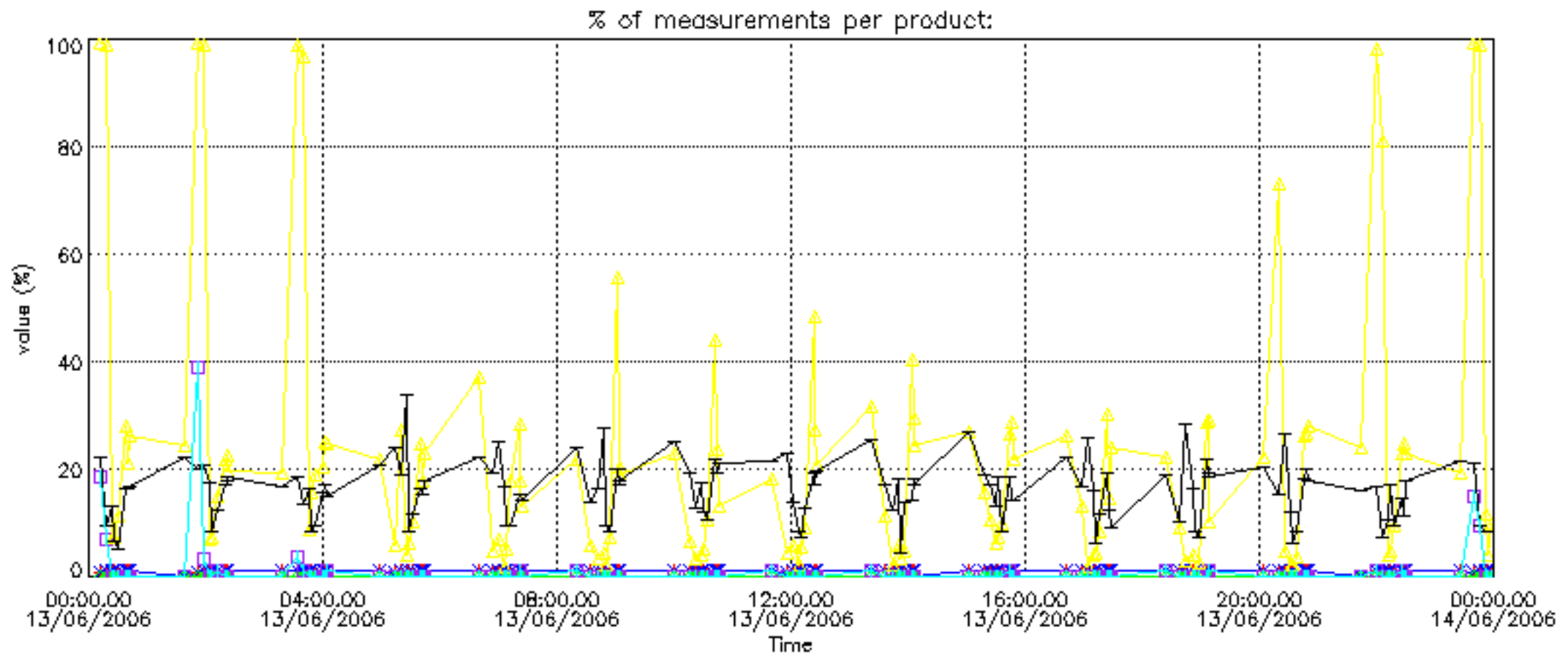


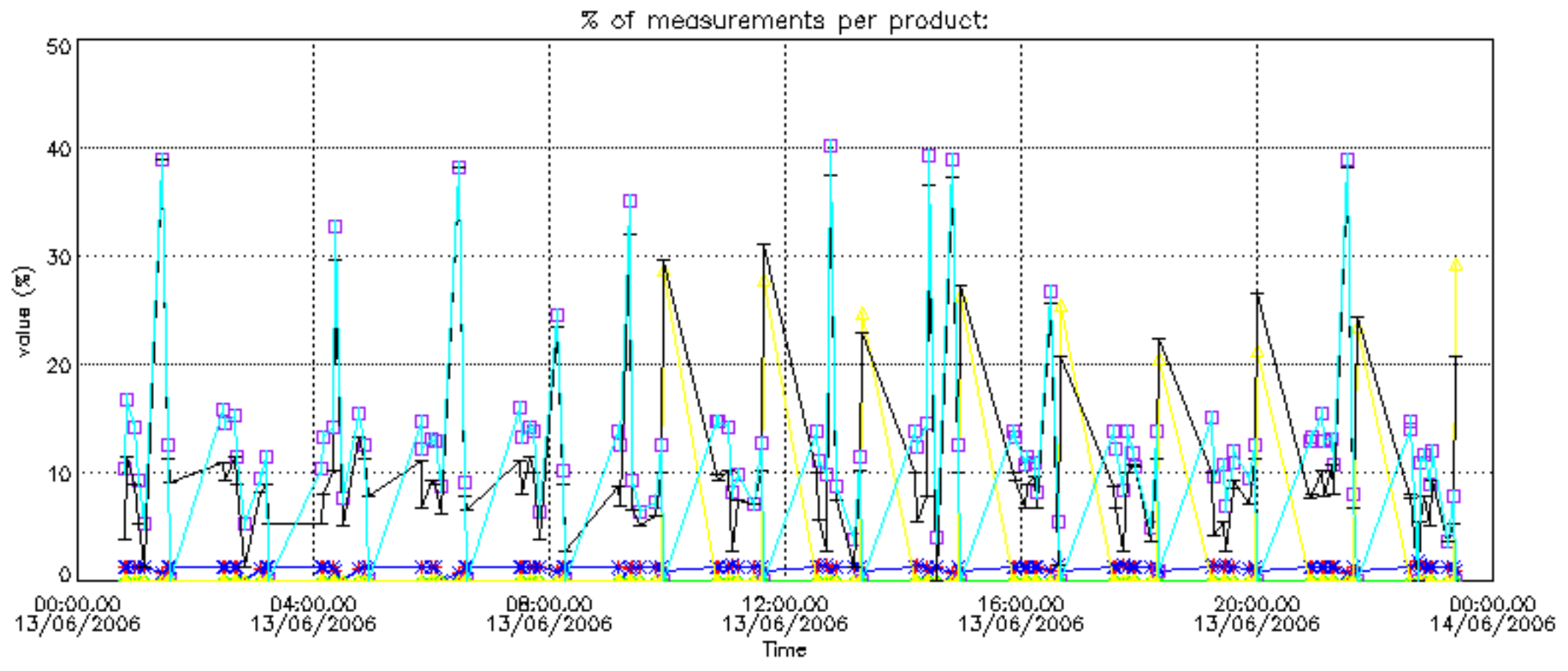
Percentage of flagged data per NO2 profile



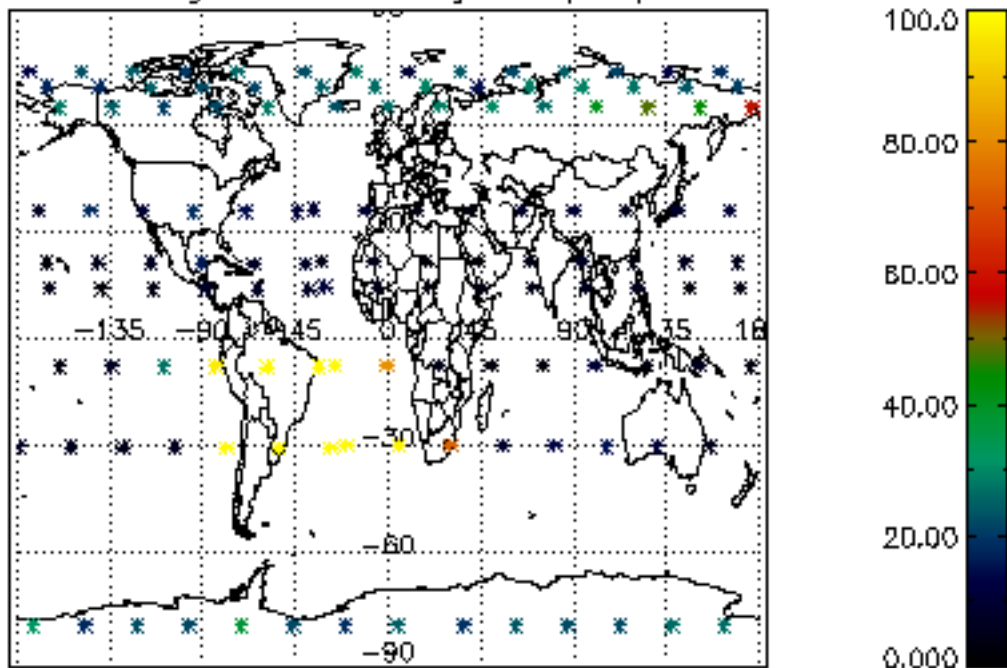
Percentage of flagged data per NO3 profile



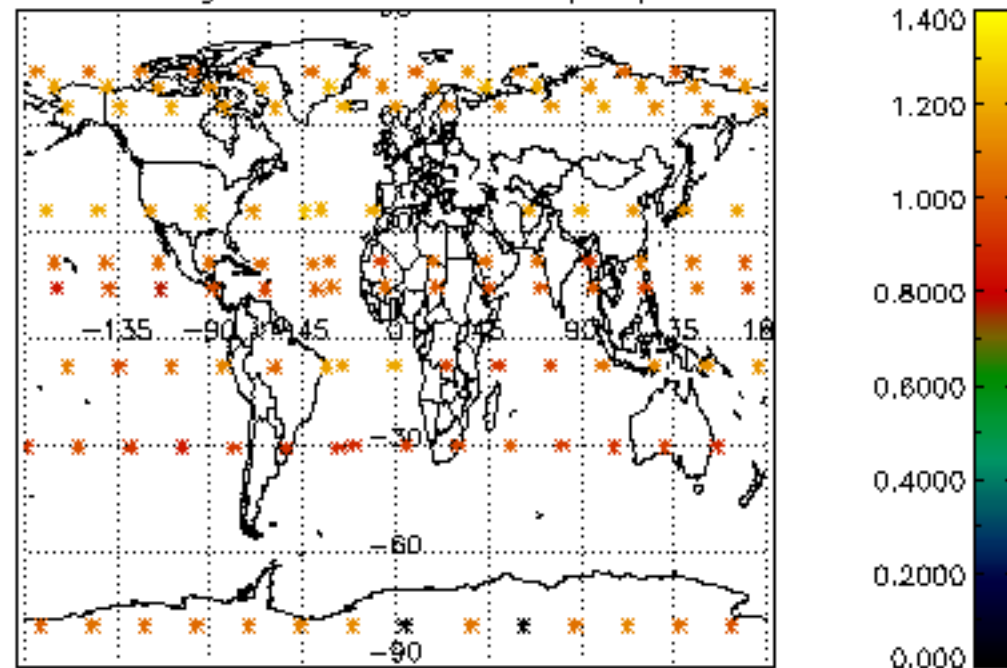




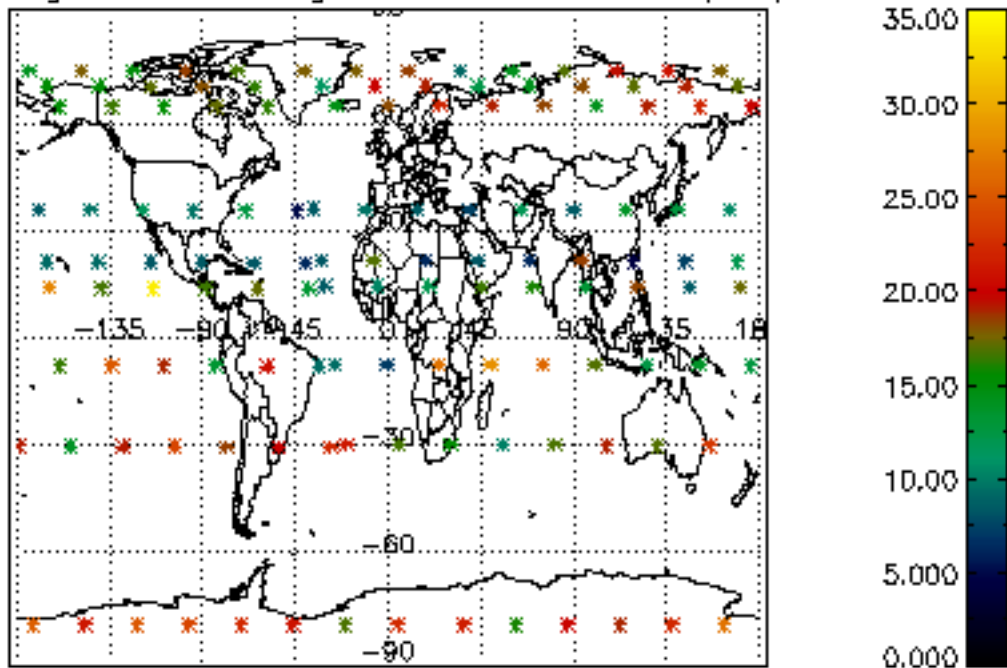
Percentage of cosmic ray hits per profile



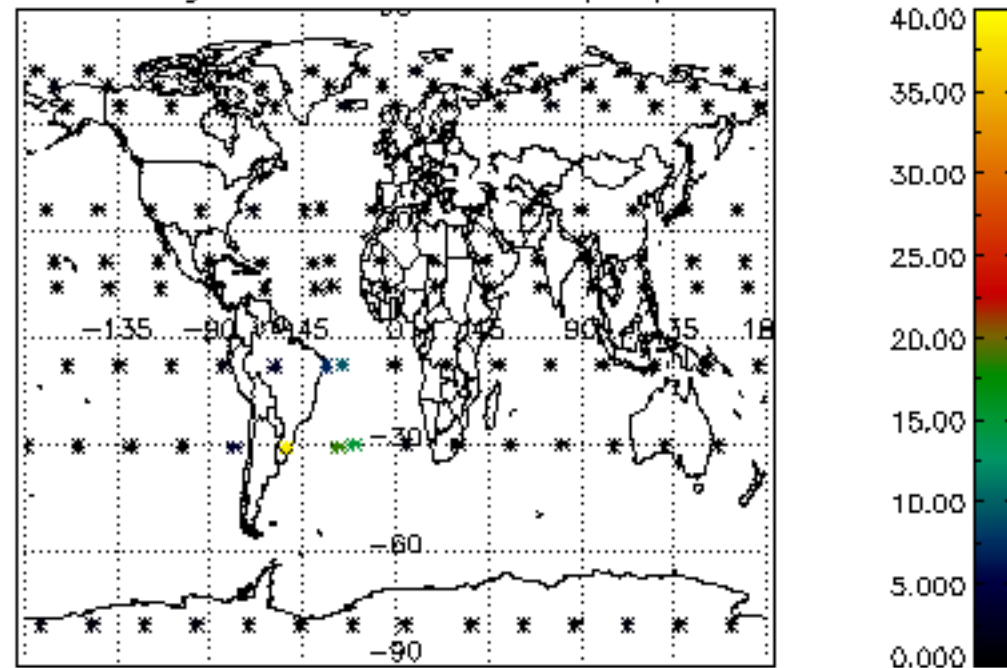
Percentage of datation errors per profile



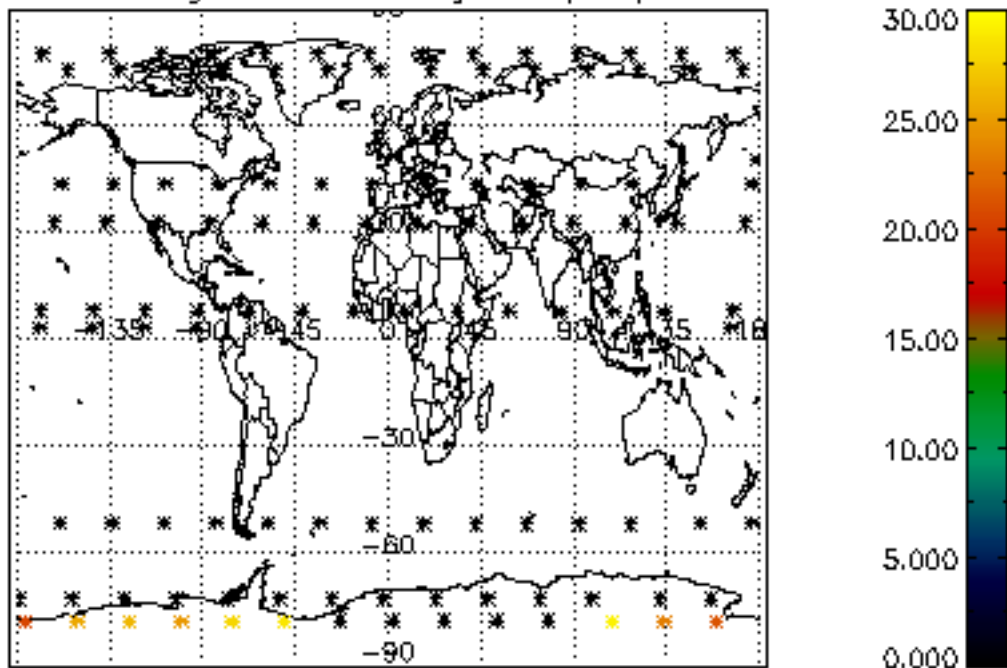
Percentage of star falling outside central band per profile



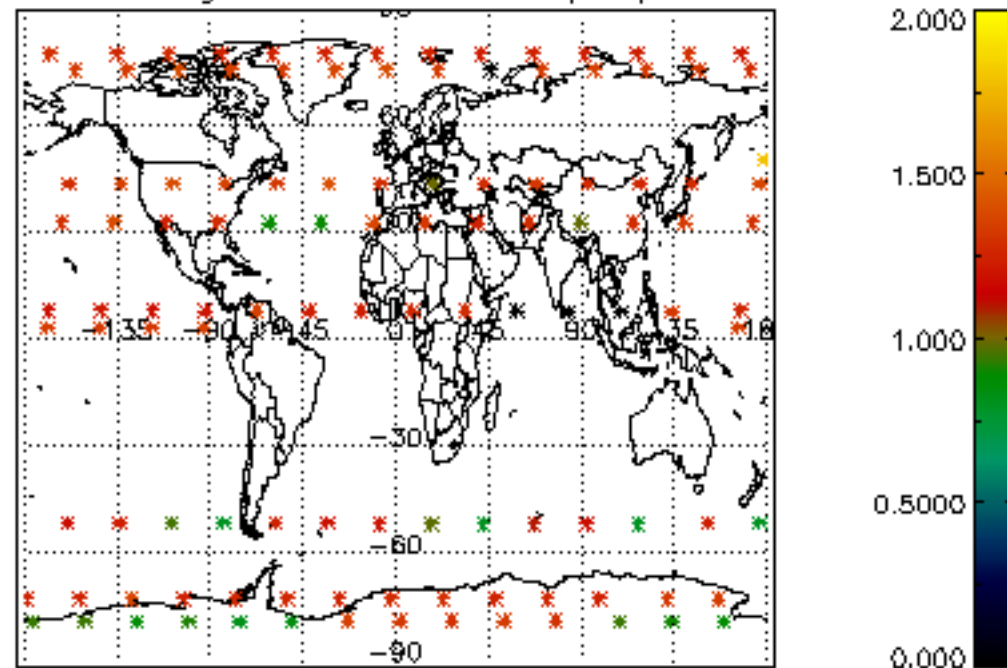
Percentage of saturation errors per profile



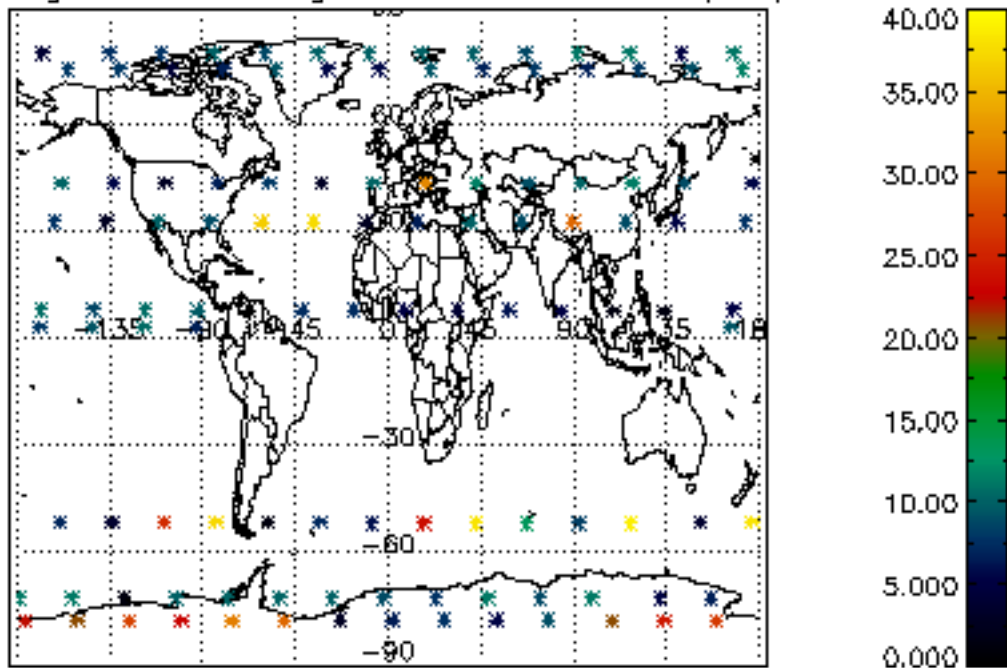
Percentage of cosmic ray hits per profile



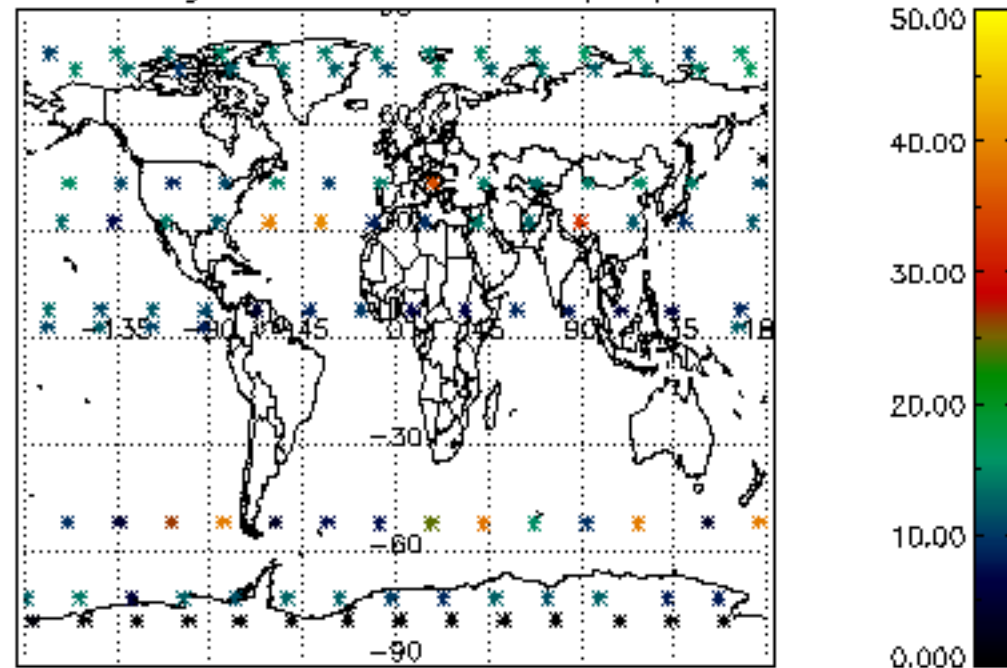
Percentage of datation errors per profile

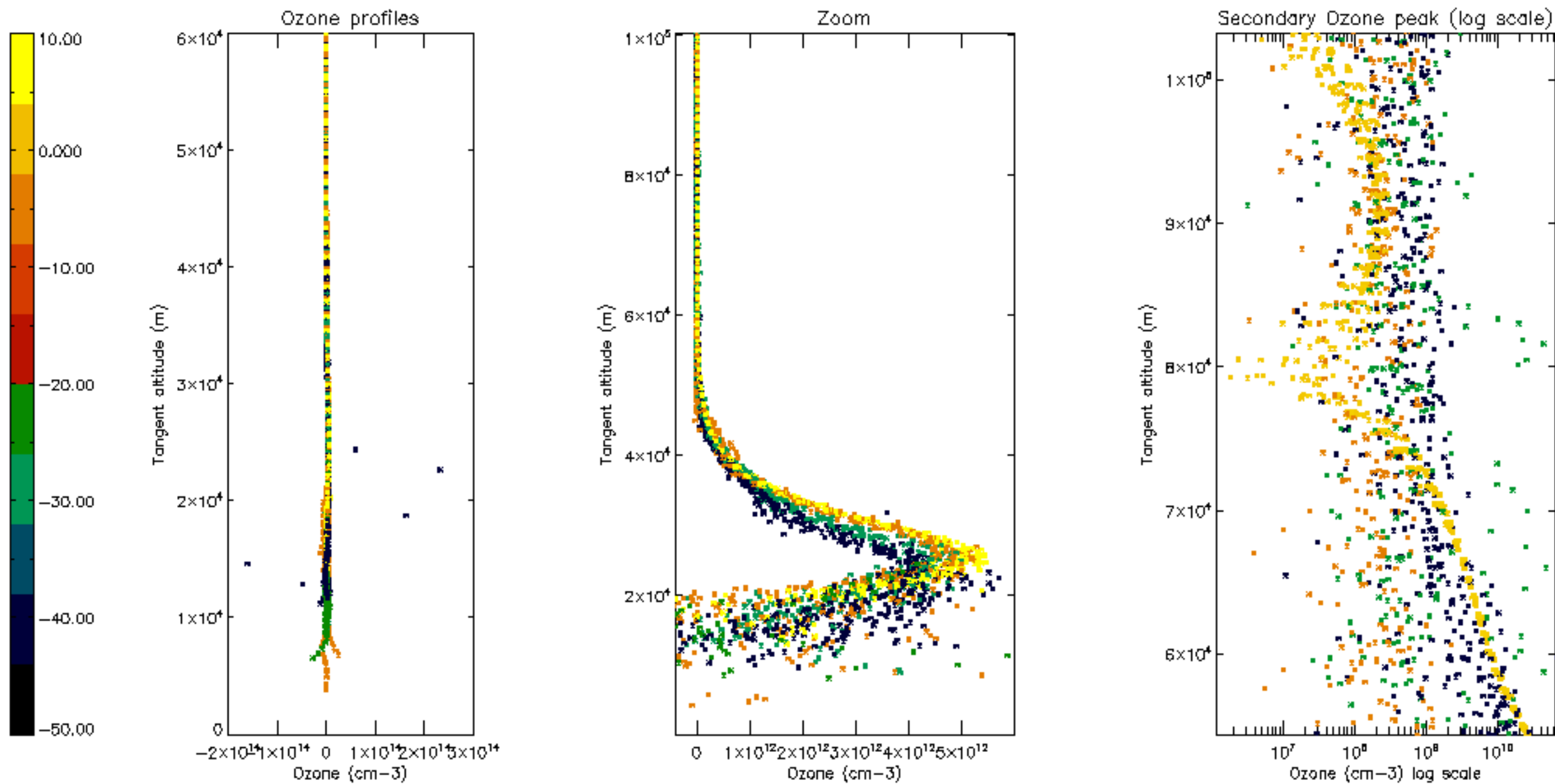


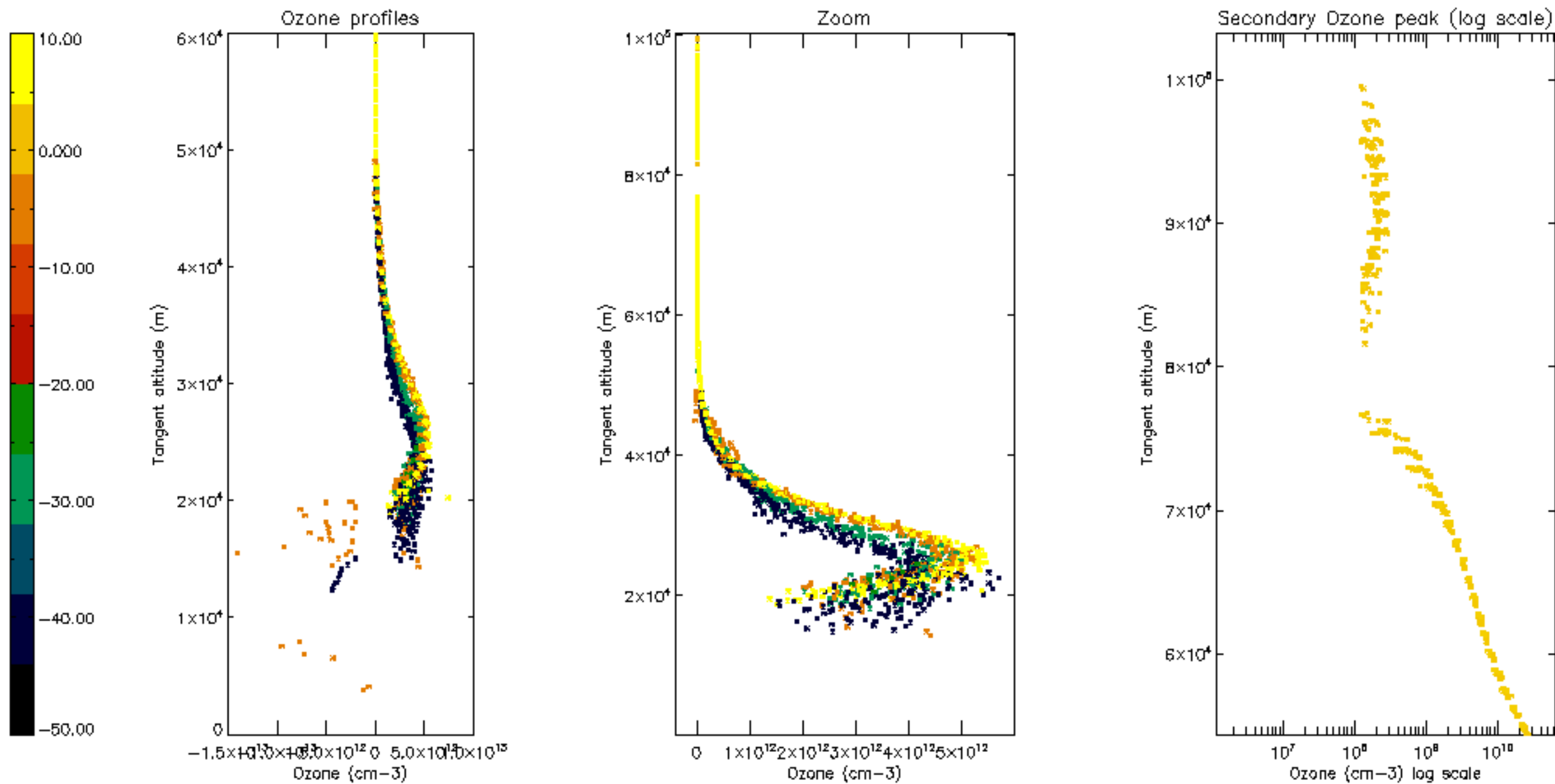
Percentage of star falling outside central band per profile

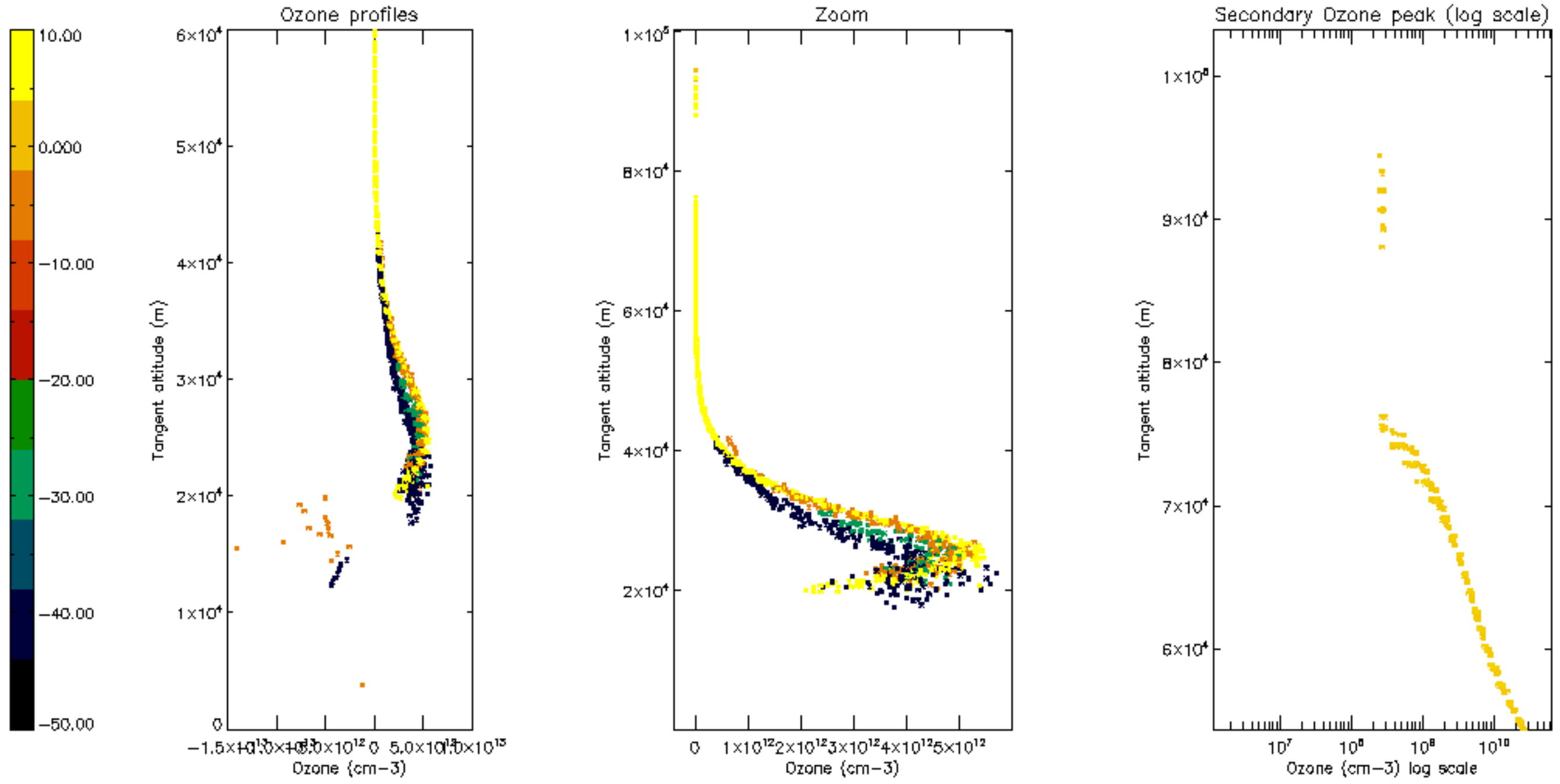


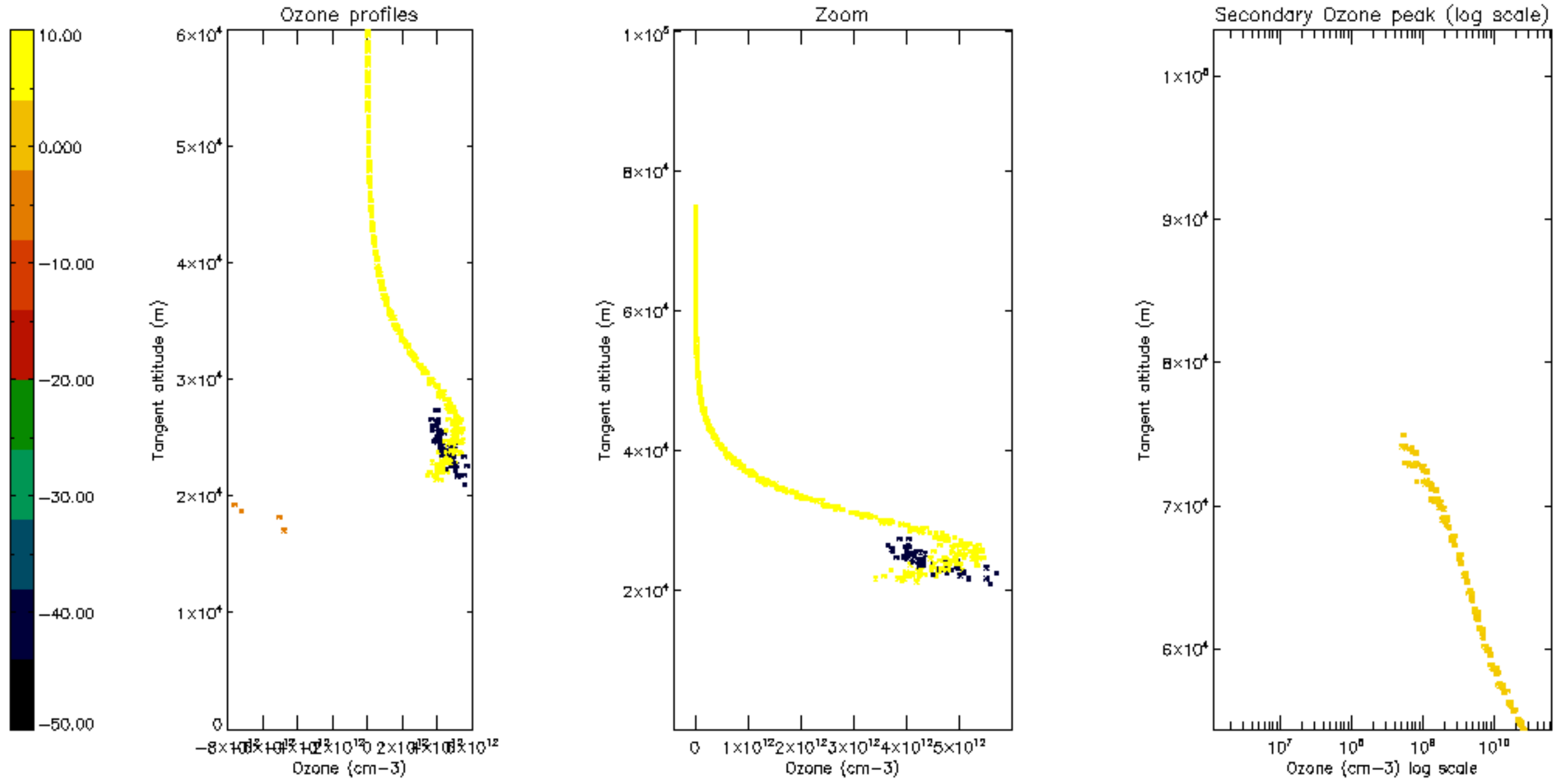
Percentage of saturation errors per profile

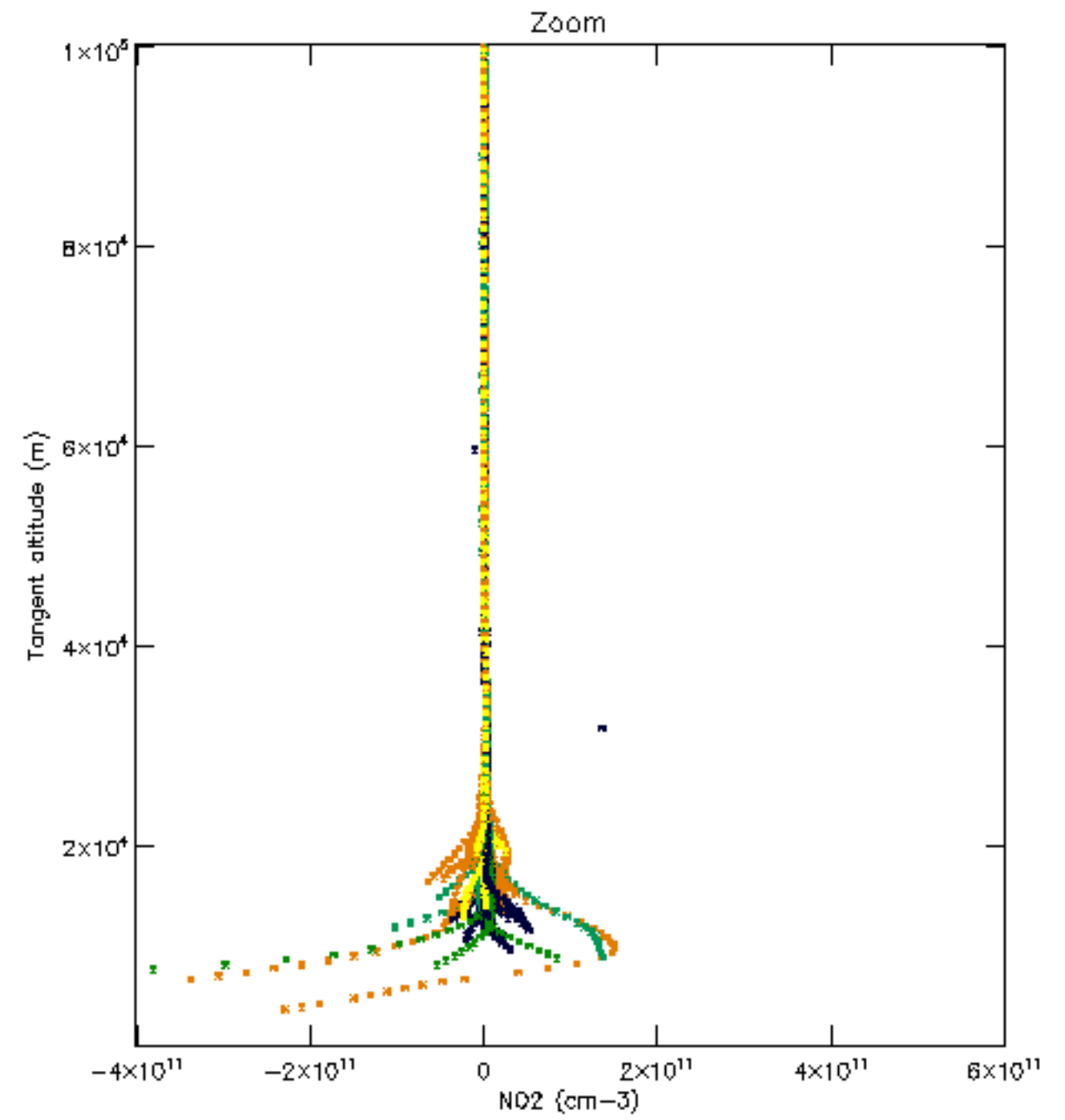
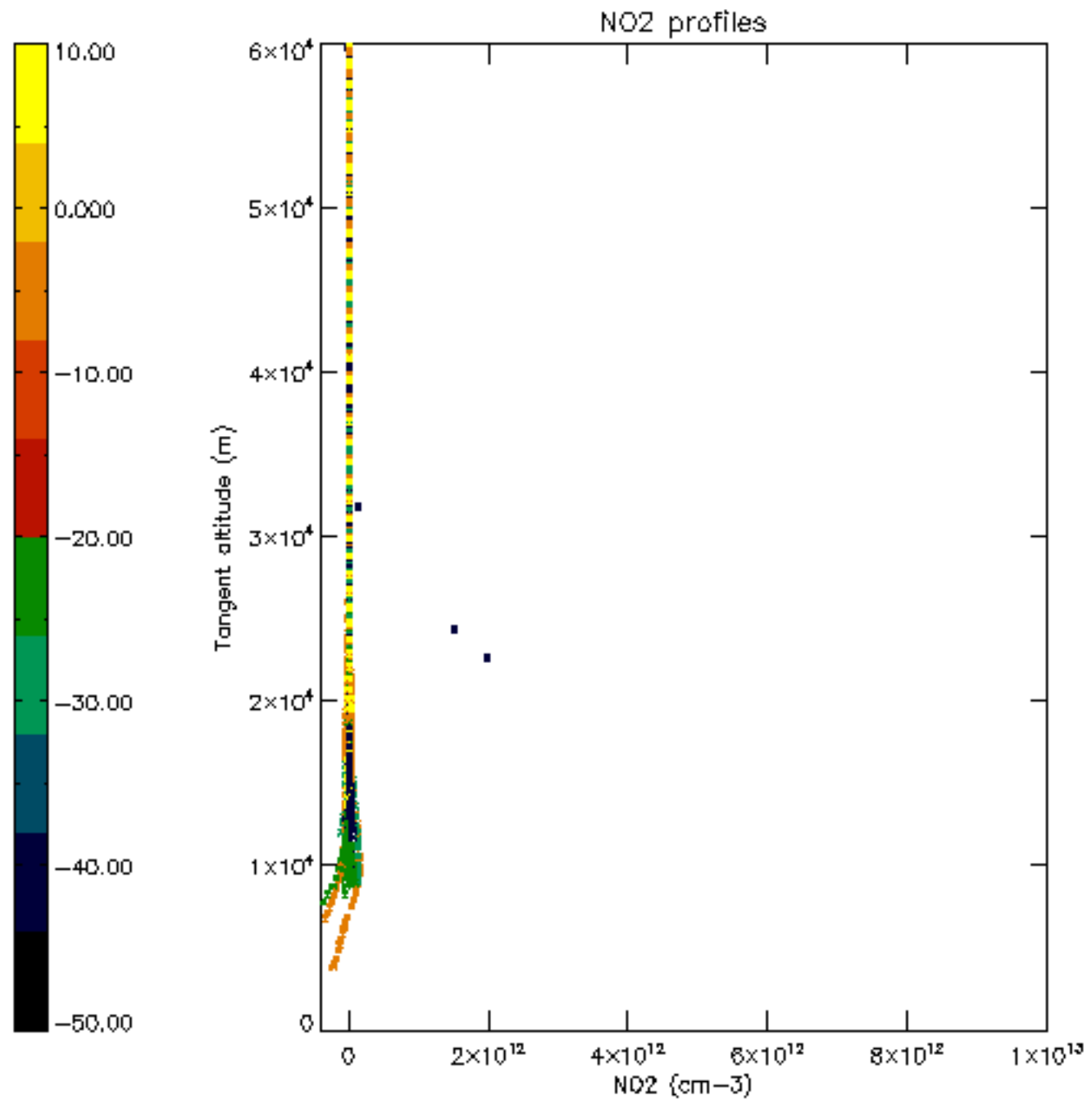


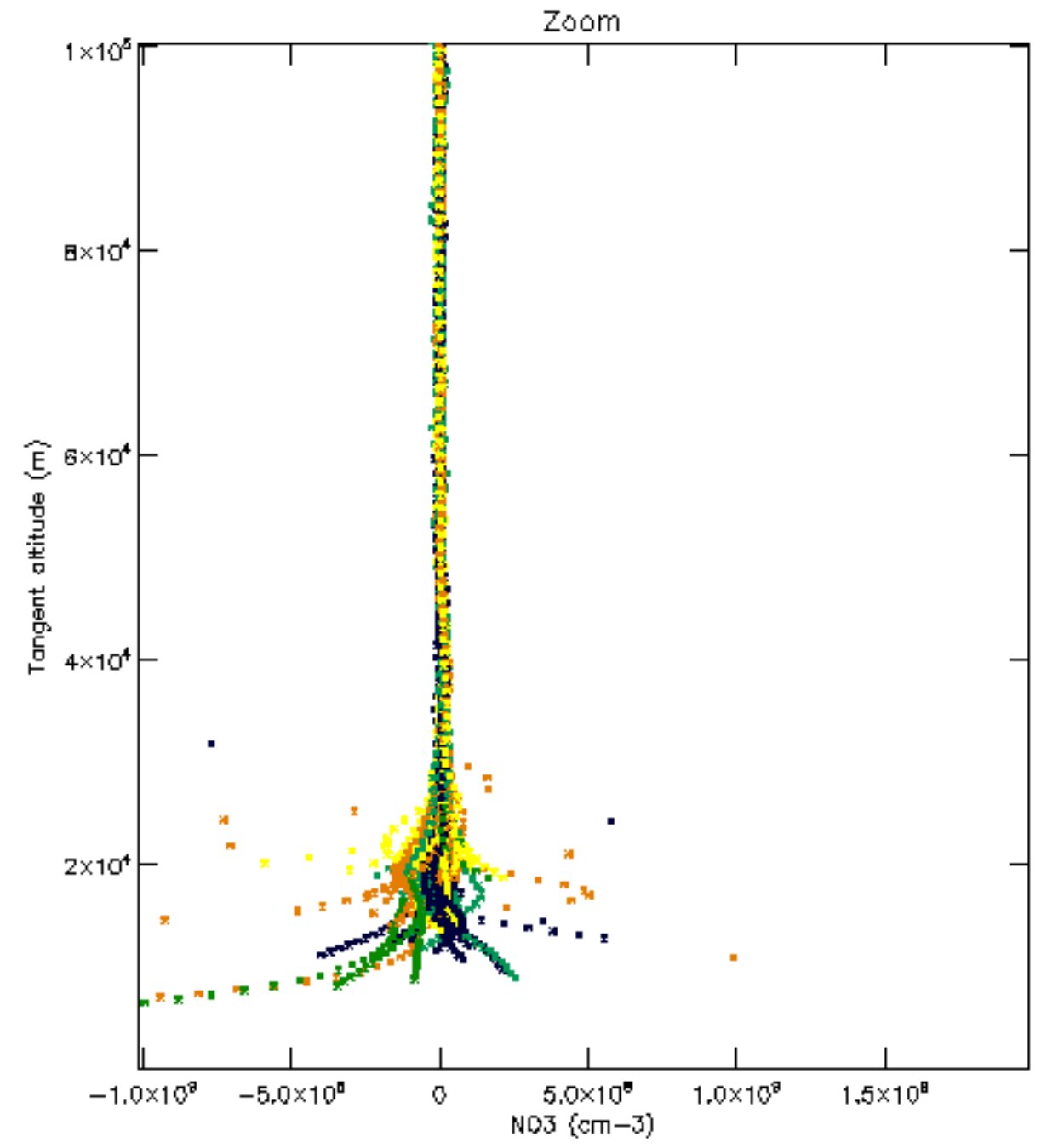
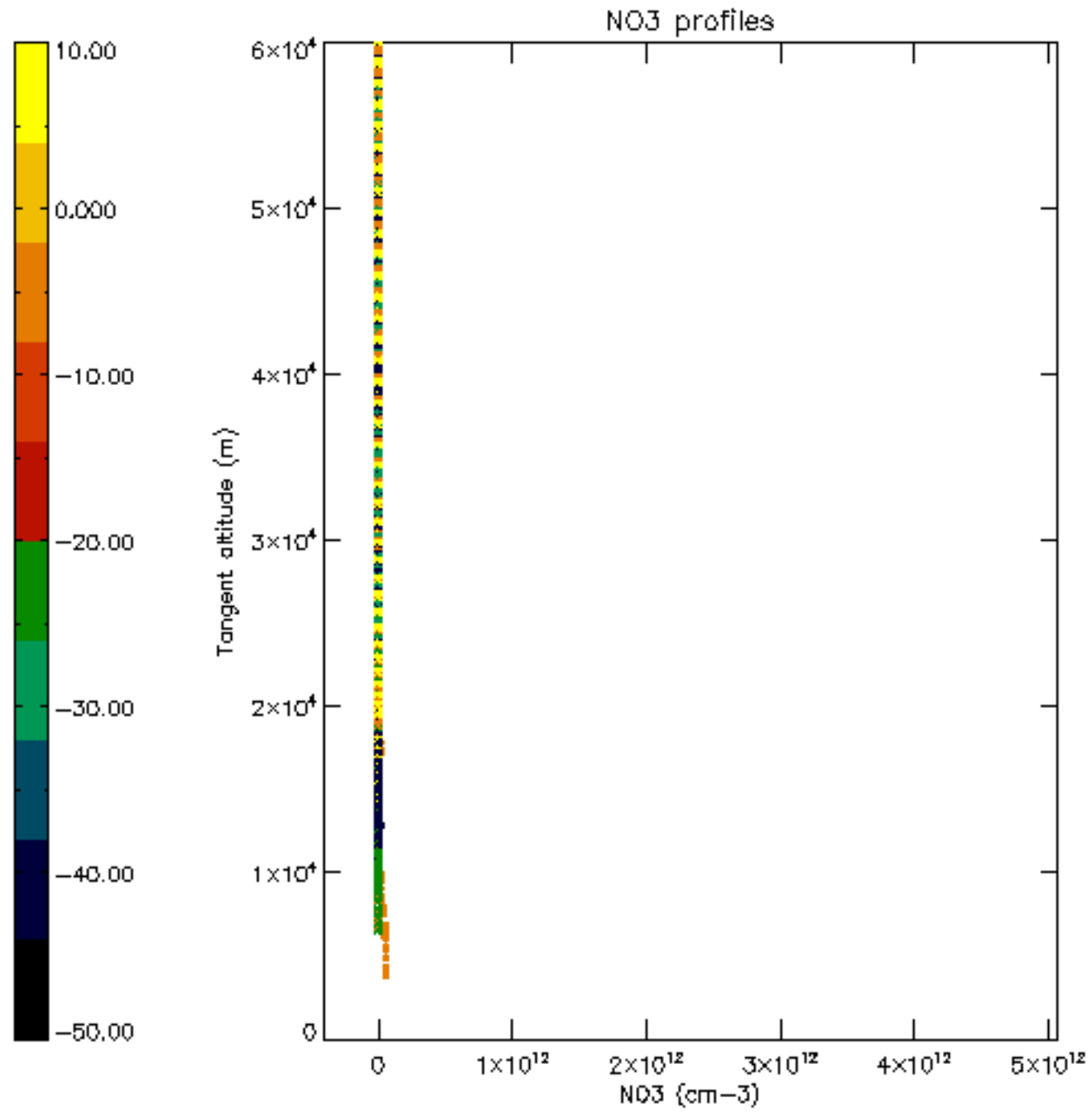


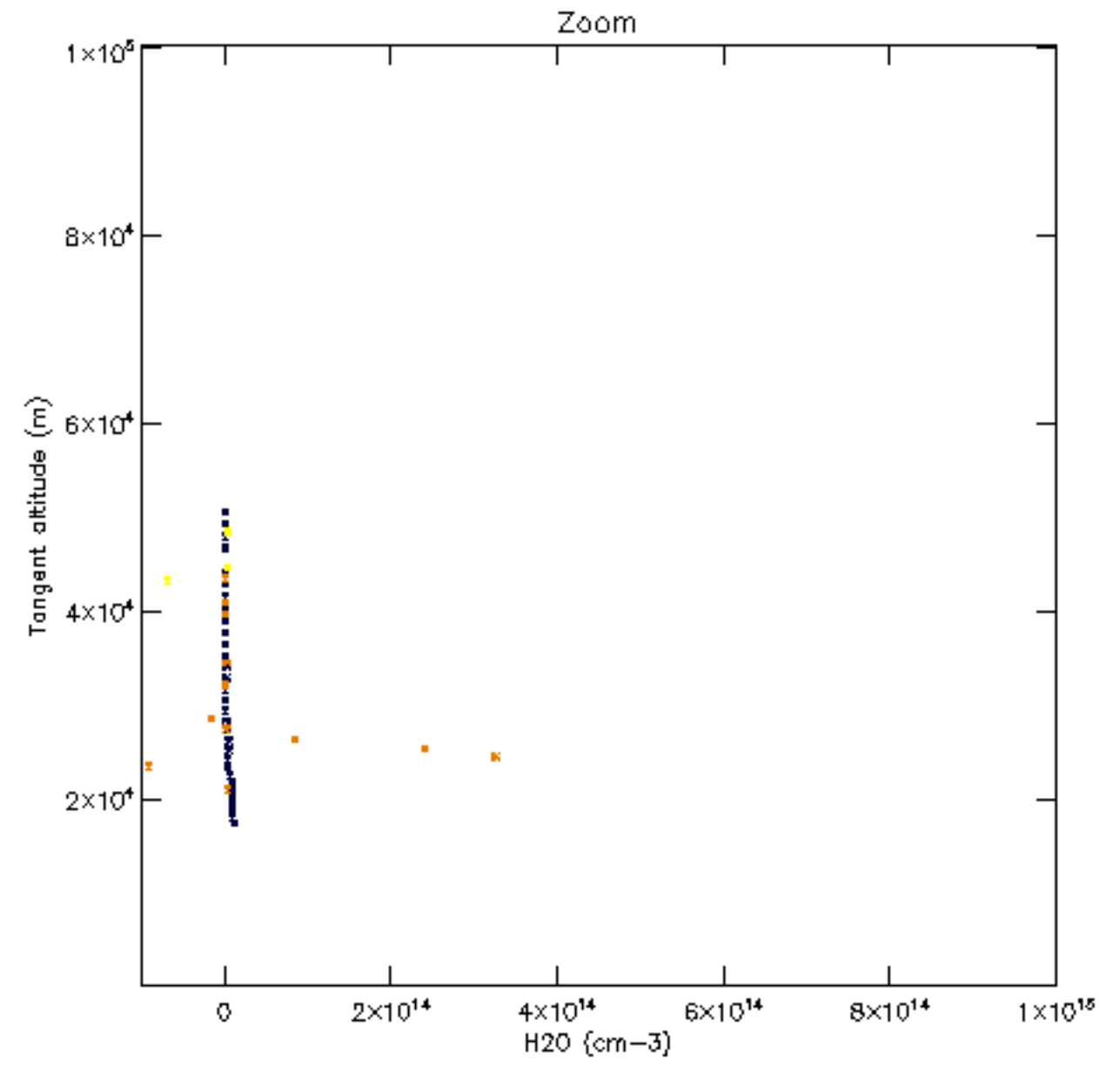
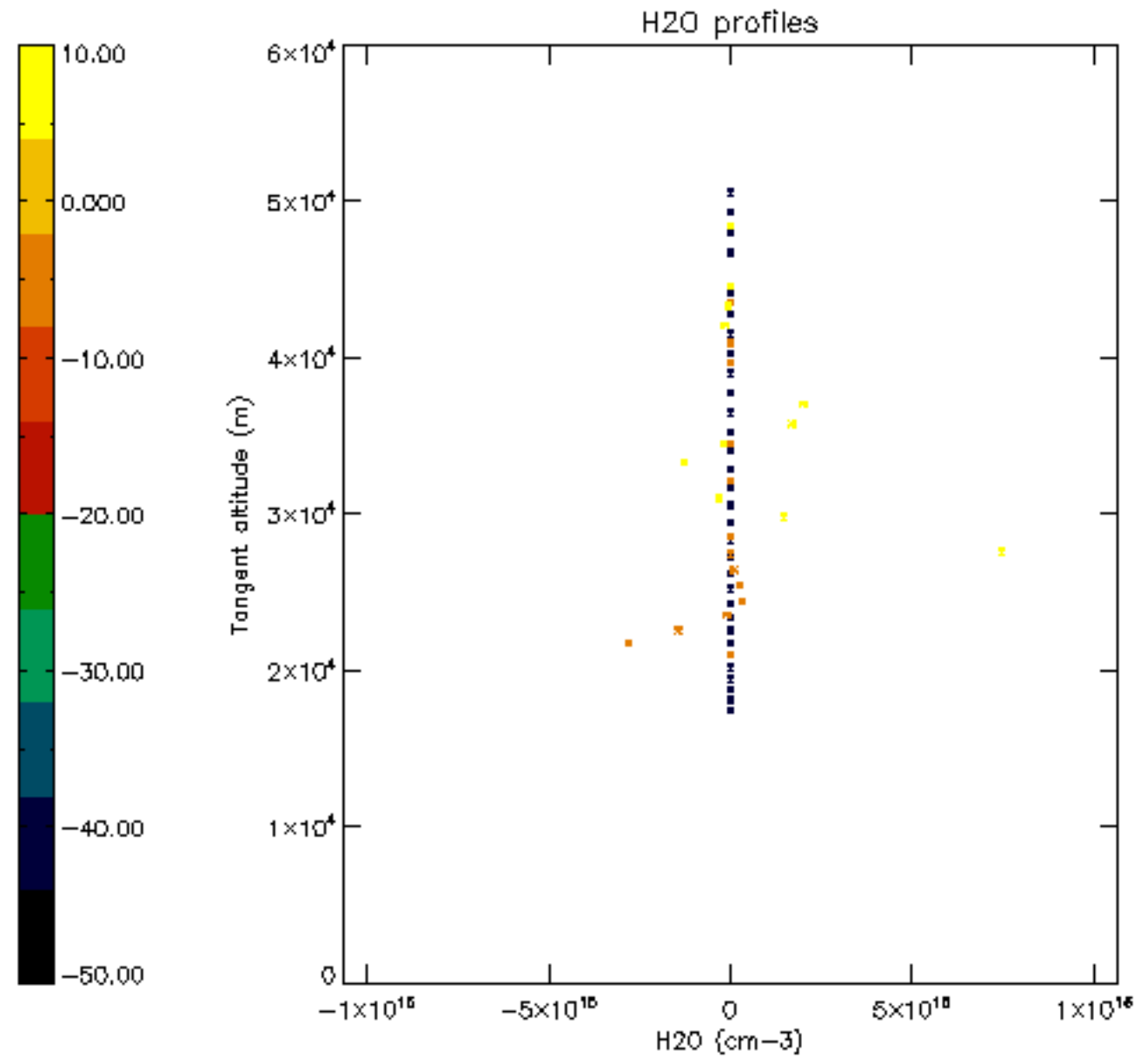


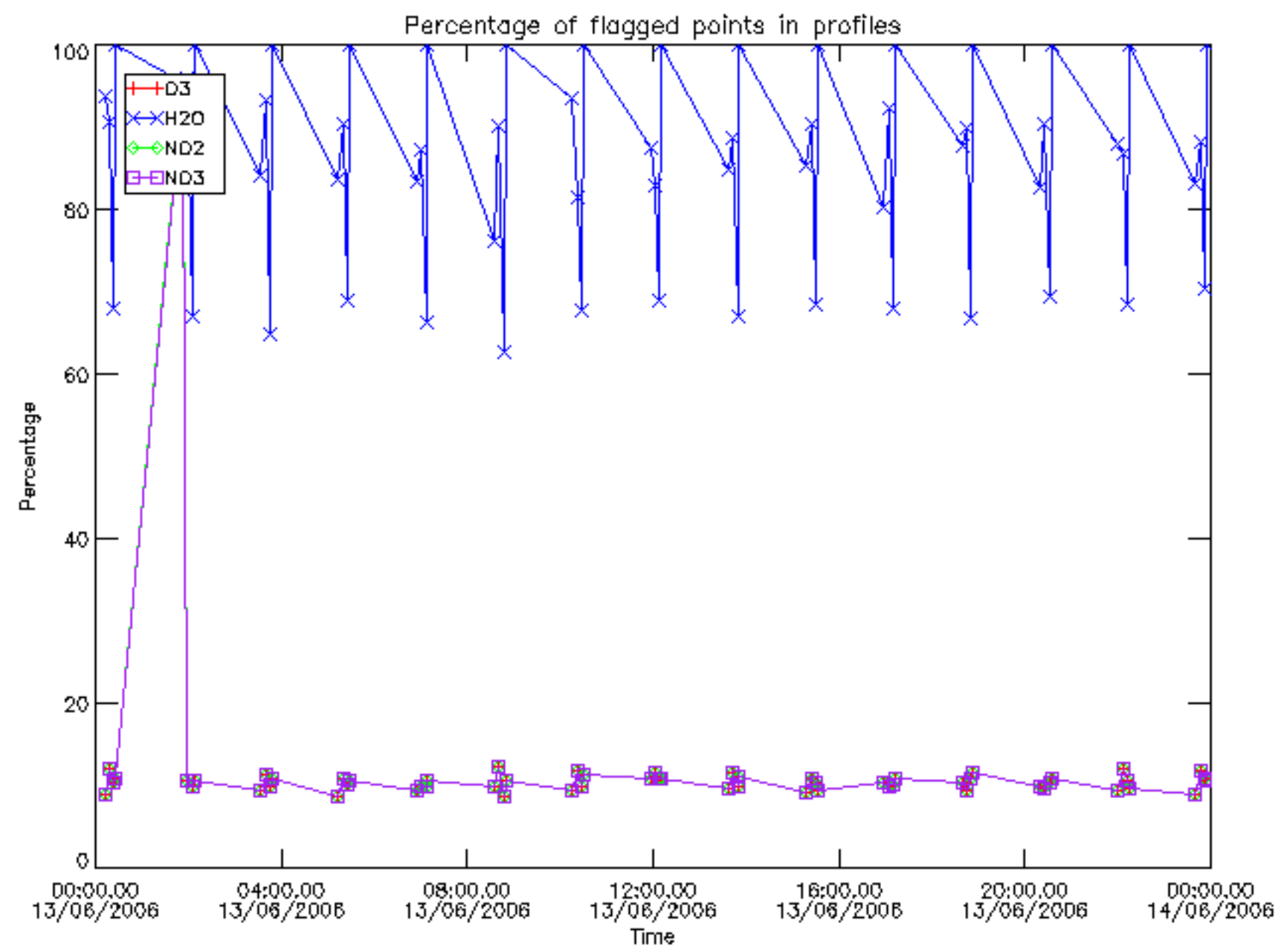




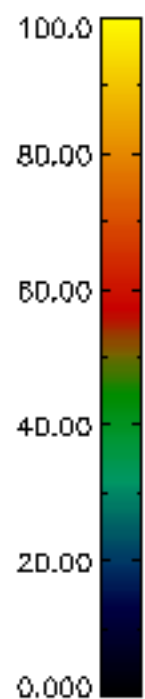
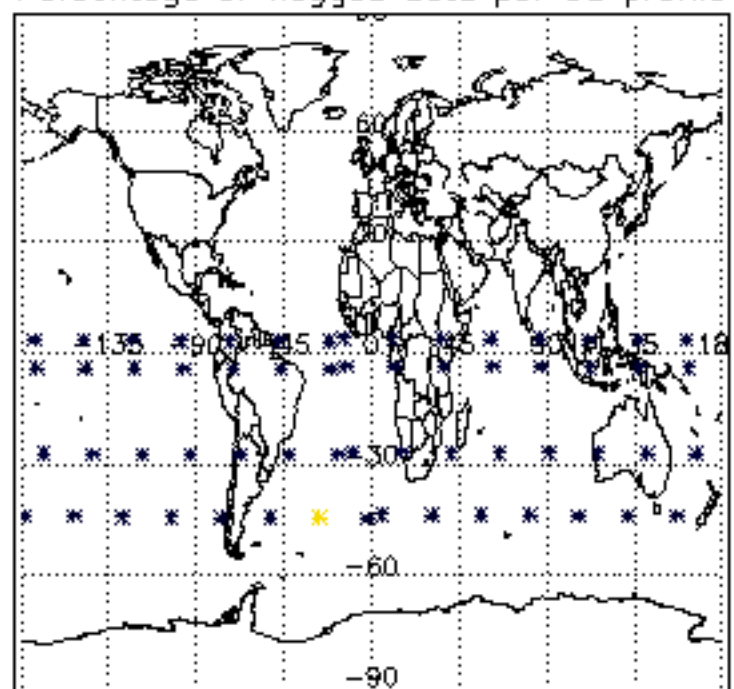




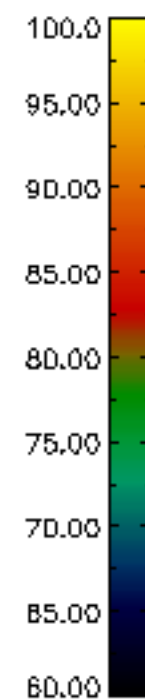
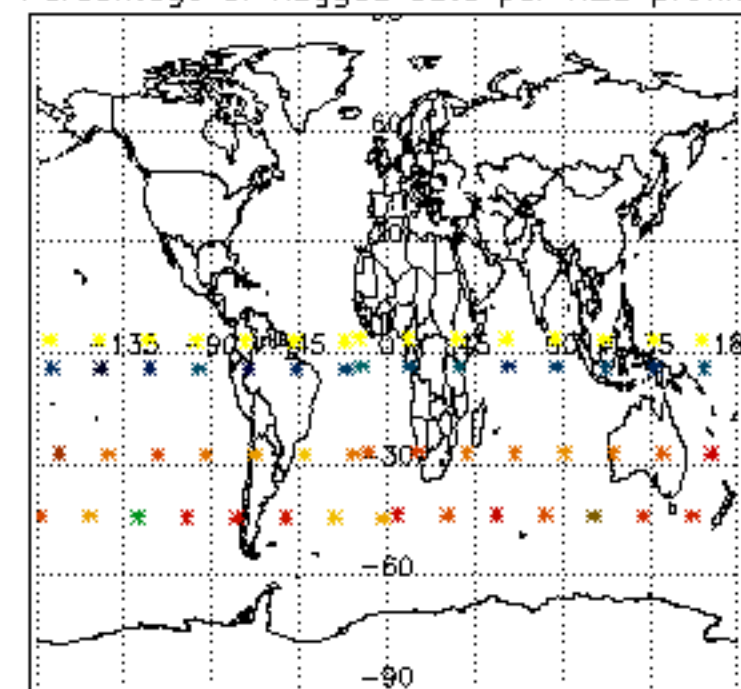




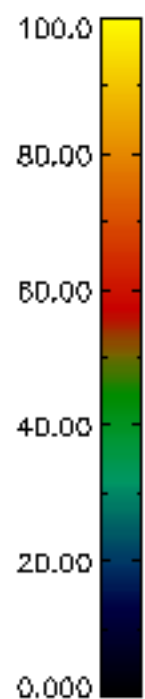
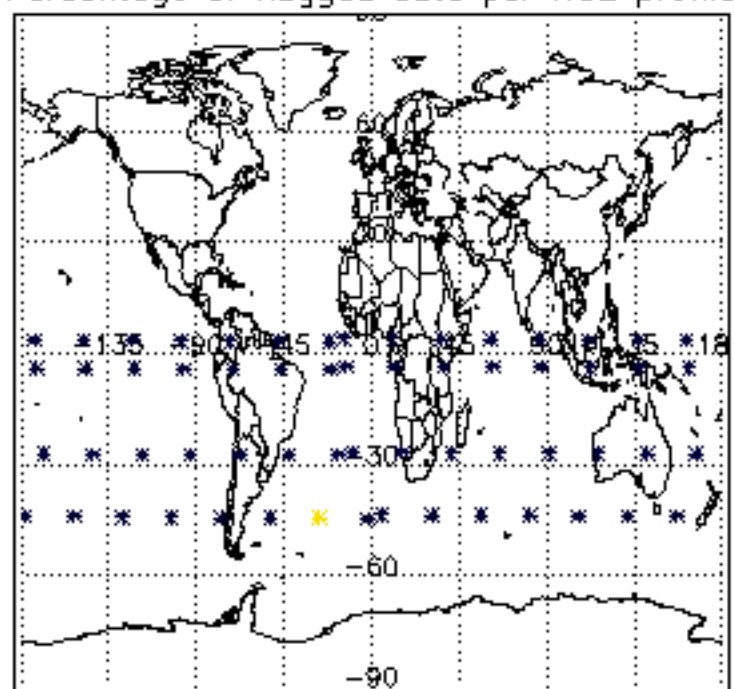
Percentage of flagged data per D3 profile



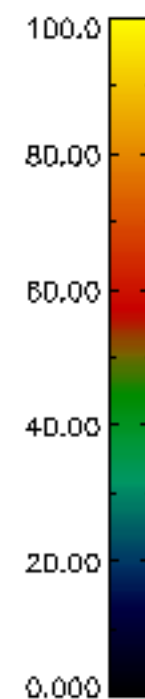
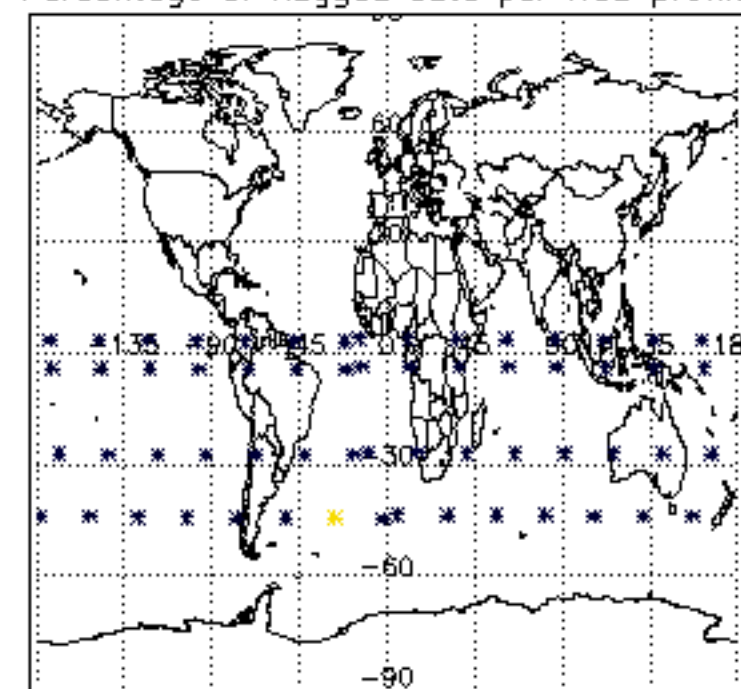
Percentage of flagged data per H2O profile

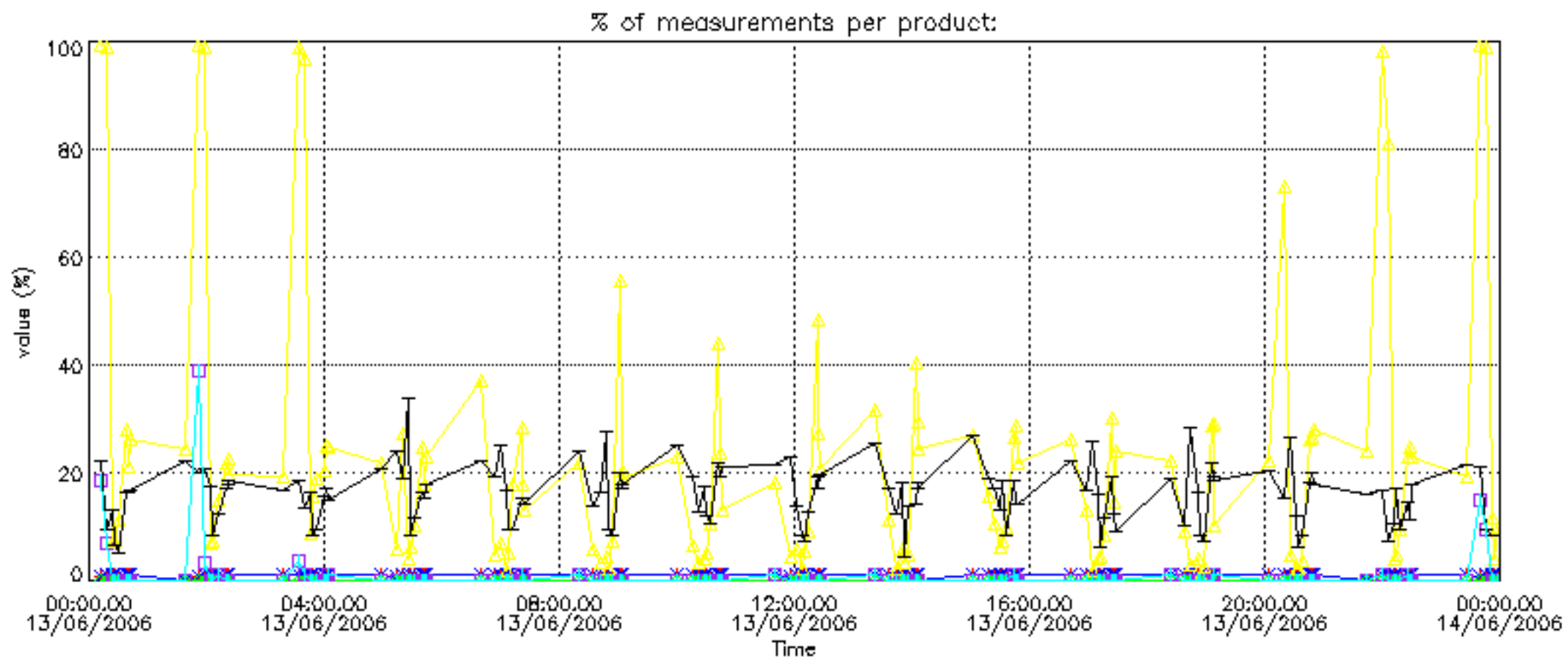


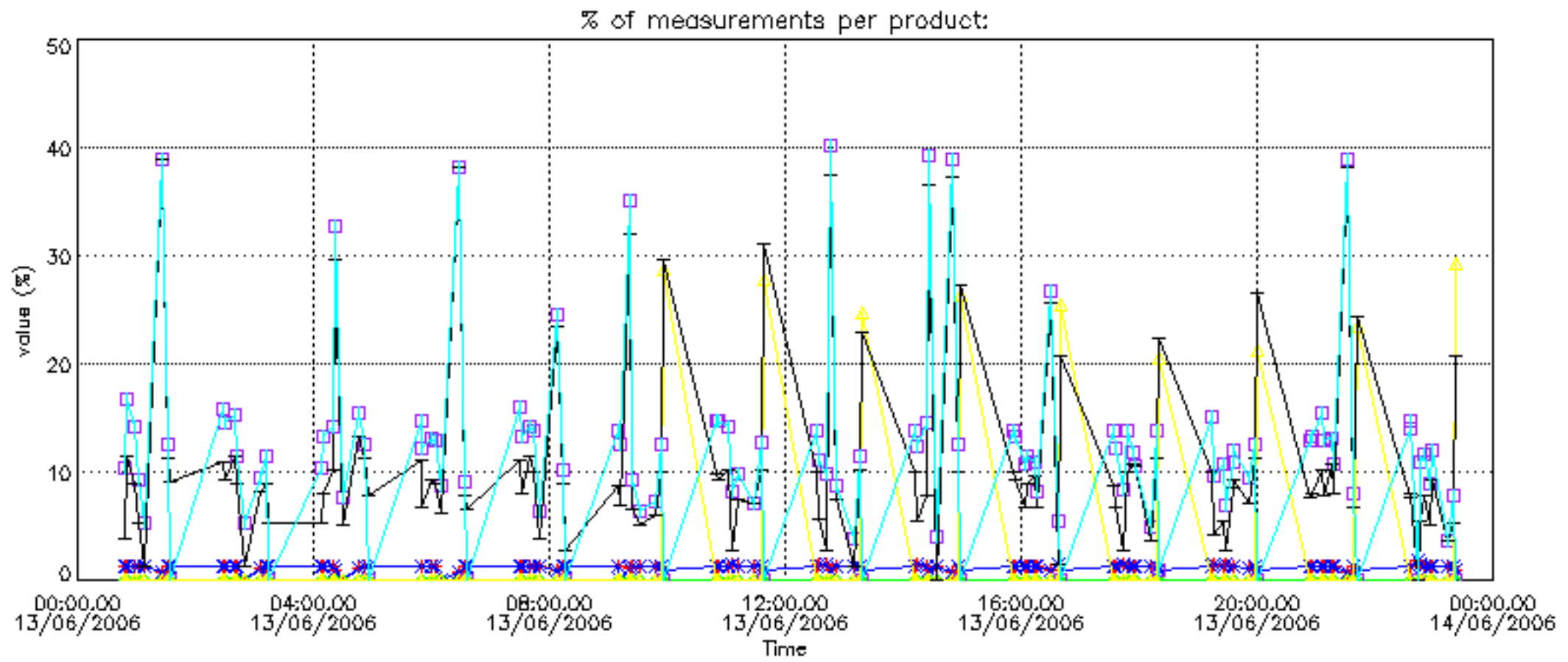
Percentage of flagged data per NO2 profile



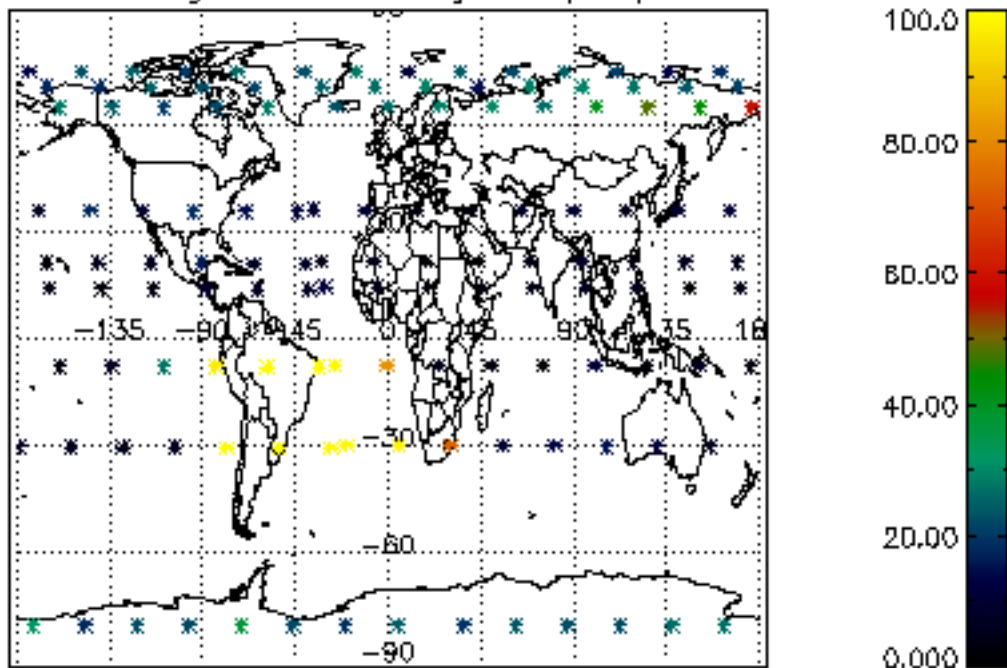
Percentage of flagged data per NO3 profile



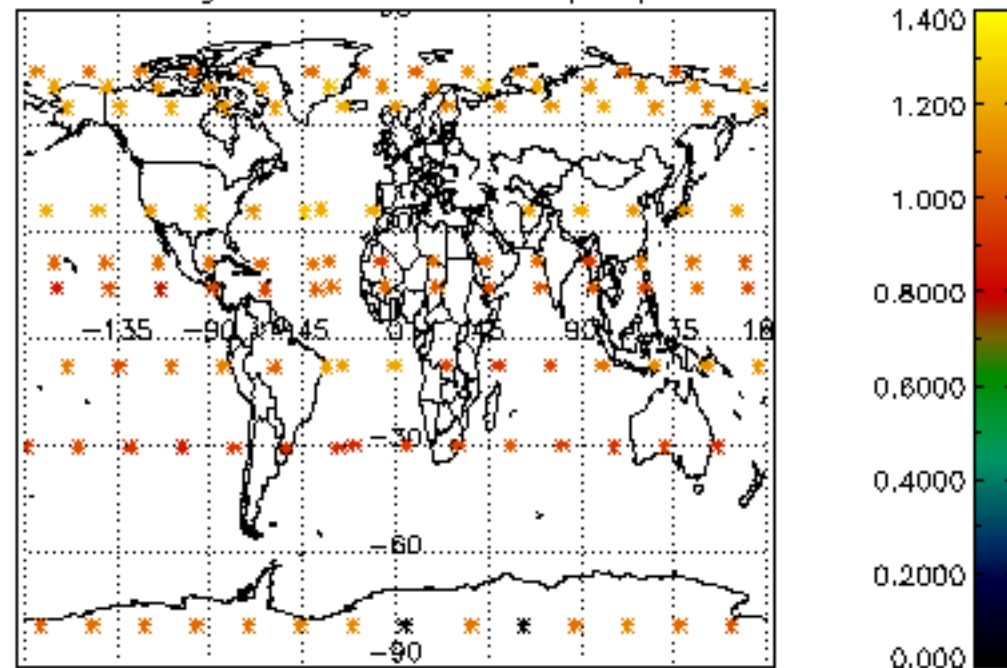




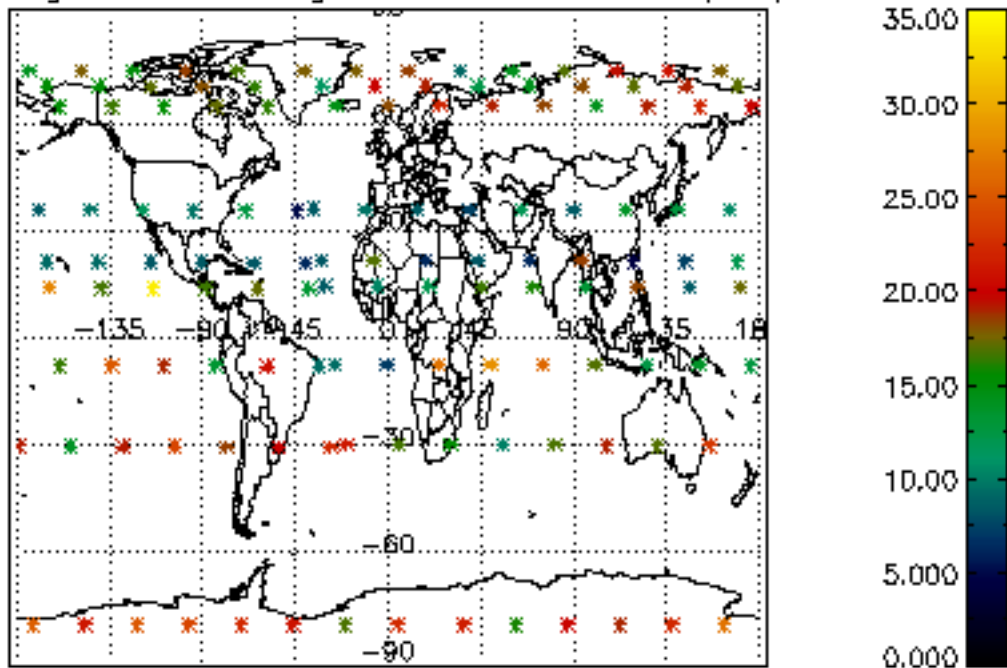
Percentage of cosmic ray hits per profile



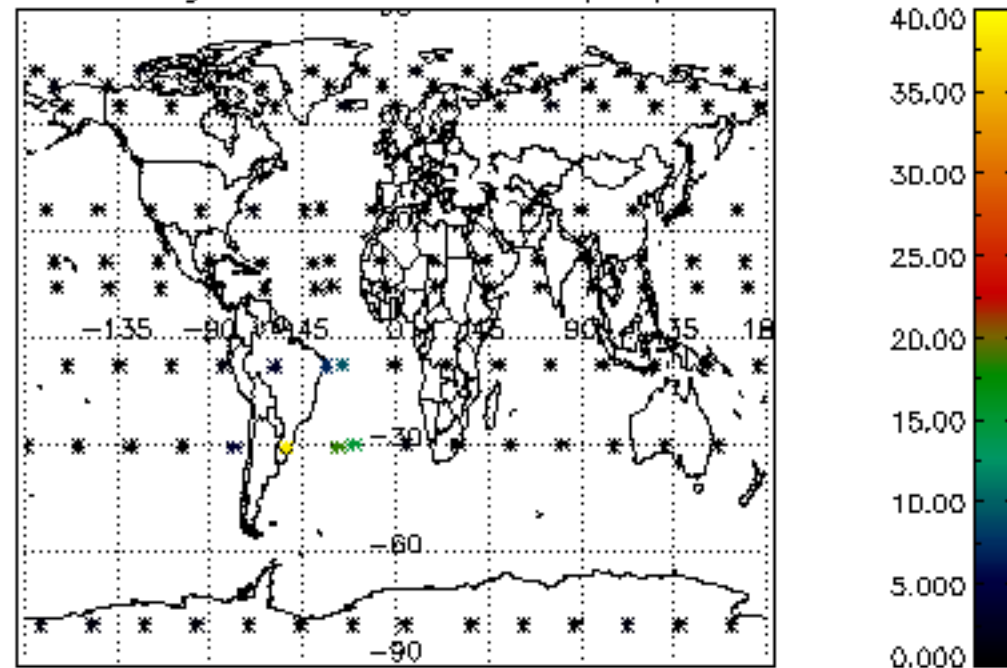
Percentage of datation errors per profile



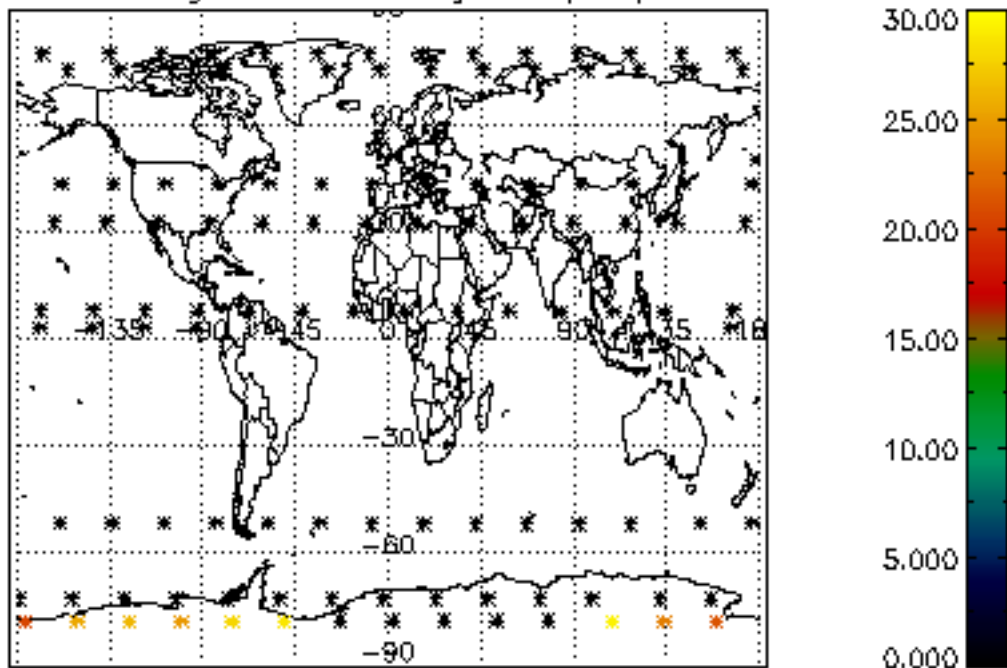
Percentage of star falling outside central band per profile



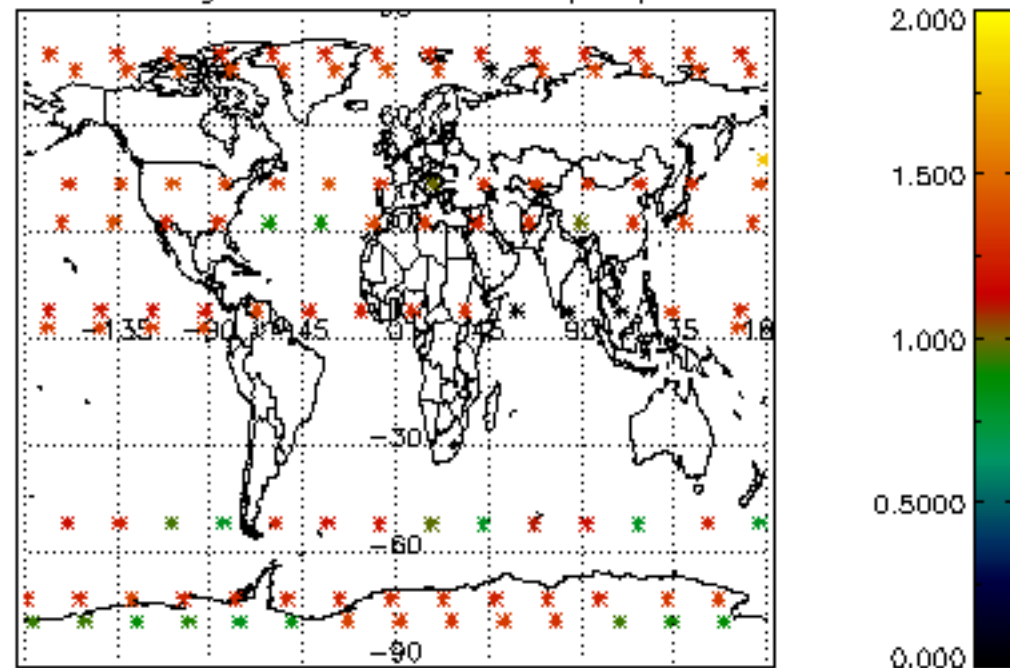
Percentage of saturation errors per profile



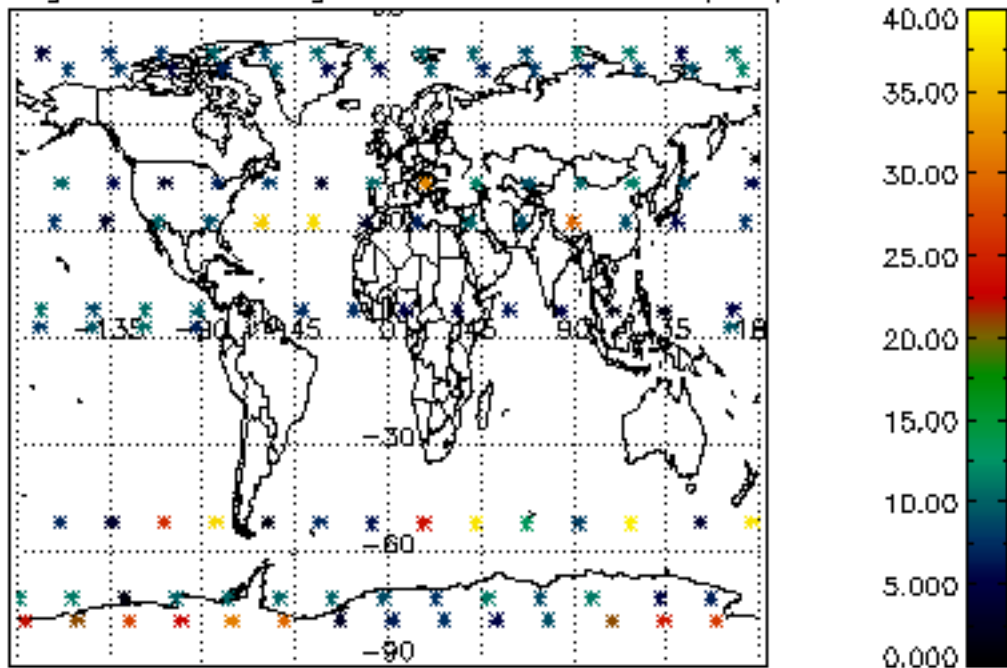
Percentage of cosmic ray hits per profile



Percentage of datation errors per profile



Percentage of star falling outside central band per profile



Percentage of saturation errors per profile

