

GOMOS Level 2 Daily Report

SUMMARY

[1. General Info](#)

[2. Summary of processed GOM_NL_2P products](#)

[3. Level 2 Quality information per product](#)

[3.1 Plot of level 2 quality information per product \(time dependant\)](#)

[3.2 Plot of level 2 quality information per product \(world map\)](#)

[4. Level 1 Quality information per product \(stored on level 2 products\)](#)

[4.1 Plot of level 1 quality information per product \(time dependant\)](#)

[4.1.1 Plot of level 1 quality information per product \(time dependant\): ASCENDING](#)

[4.1.2 Plot of level 1 quality information per product \(time dependant\): DESCENDING](#)

[4.2 Plot of level 1 quality information per product \(world map\)](#)

[4.2.1 Plot of level 1 quality information per product \(world map\): ASCENDING](#)

[4.2.2 Plot of level 1 quality information per product \(world map\): DESCENDING](#)

[5. Ozone profiles based on quality statistics and other trace gas profiles](#)

[5.1 Ozone statistics based on quality of products](#)

[5.2 Plot ozone profiles for all STD \(dark without errors\)](#)

[5.3 Plot ozone profiles where STD < 20% \(dark without errors\)](#)

[5.4. Plot ozone profiles where STD < 10% \(dark without errors\)](#)

[5.5. Plot ozone profiles where STD < 5% \(dark without errors\)](#)

[5.6 Plot NO2 profiles for all STD \(dark without errors\)](#)

[5.7 Plot NO3 profiles for all STD \(dark without errors\)](#)

[5.8 Plot H2O profiles \(only for occultations of stars 1,2,3,4,13,14,16,26,63 dark without errors\) for all STD](#)

[6. Auxiliary Data Files used for the production reported in section 2](#)

This report presents the daily analysis on parameters extracted from GOMOS level 2 data (GOM_NL__2P). It is intended to monitor some important parameters that will impact the quality of these products. A list of level 2 products (and content) that have arrived during the reporting day to the PCF is also given.

Item	Value
Time of report generation	23APR2013 22:25:57
Data source version	GOMOS/6.01
Start time of products	26-05-2006 (26MAY2006 00:00:00)
Stop time of products	27-05-2006 (27MAY2006 00:00:00)
Store outputs in DB	Yes
Nb of level 2 prods	290
Nb of prods with errors	0

2. Summary of processed GOM_NL__2P products.

Nr	Filename	UTC Start time	Limb	Duration	Star Id	Star Name	Star Mag	Star Temp	Nb Meas	Orbit	Prod. error
1	GOM_NL__2PRFIN20060526_000229_000000482048_00045_22143_0229.N1	26-MAY-2006 00:02:29	Straylight	48.000	40	The Sco	1.8590	7100.0	96	22143	No
2	GOM_NL__2PRFIN20060526_000419_000000492048_00045_22143_0230.N1	26-MAY-2006 00:04:19	Straylight	48.500	25	35Lam Sco	1.6200	28000.	97	22143	No
3	GOM_NL__2PRFIN20060526_000617_000000492048_00045_22143_0231.N1	26-MAY-2006 00:06:17	Twilight_stray	48.500	75	26Eps Sco	2.2910	4250.0	97	22143	No
4	GOM_NL__2PRFIN20060526_000825_000000432048_00045_22143_0232.N1	26-MAY-2006 00:08:25	Twilight_stray	42.500	136	23Tau Sco	2.8220	30000.	85	22143	No
5	GOM_NL__2PRFIN20060526_001126_000000402048_00045_22143_0233.N1	26-MAY-2006 00:11:26	Bright	40.000	97	8Bet1Sco	2.5610	30000.	80	22143	No
6	GOM_NL__2PRFIN20060526_001453_000000362048_00045_22143_0234.N1	26-MAY-2006 00:14:53	Bright	35.500	104	27Bet Lib	2.6140	13100.	71	22143	No
7	GOM_NL__2PRFIN20060526_001633_000000422048_00045_22143_0235.N1	26-MAY-2006 00:16:33	Bright	41.500	120	1Del Oph	2.7340	3200.0	83	22143	No
8	GOM_NL__2PRFIN20060526_001936_000000392048_00045_22143_0236.N1	26-MAY-2006 00:19:36	Bright	38.500	102	24Alp Ser	2.6000	4250.0	77	22143	No
9	GOM_NL__2PRFIN20060526_002540_000000382048_00045_22143_0237.N1	26-MAY-2006 00:25:40	Bright	38.000	67	5Alp CrB	2.2210	11000.	76	22143	No
10	GOM_NL__2PRFIN20060526_003629_000000392048_00045_22143_0238.N1	26-MAY-2006 00:36:29	Bright	39.000	119	14Eta Dra	2.7270	4700.0	78	22143	No
11	GOM_NL__2PRFIN20060526_003846_000000382048_00045_22143_0239.N1	26-MAY-2006 00:38:46	Bright	37.500	60	7Bet UMi	2.0810	3950.0	75	22143	No
12	GOM_NL__2PRFIN20060526_005131_000000522048_00045_22143_0240.N1	26-MAY-2006 00:51:31	Bright	52.000	76	27Gam Cas	2.3000	30000.	104	22143	No
13	GOM_NL__2PRFIN20060526_005243_000000552048_00045_22143_0241.N1	26-MAY-2006 00:52:43	Bright	55.000	68	18Alp Cas	2.2250	4500.0	110	22143	No
14	GOM_NL__2PRFIN20060526_005900_000000402048_00045_22143_0242.N1	26-MAY-2006 00:59:00	Bright	39.500	53	43Bet And	2.0480	3300.0	79	22143	No
15	GOM_NL__2PRFIN20060526_010135_000000482048_00045_22143_0243.N1	26-MAY-2006 01:01:35	Twilight_stray	47.500	58	21Alp And	2.0730	11000.	95	22143	No
16	GOM_NL__2PRFIN20060526_010608_000000472048_00045_22143_0244.N1	26-MAY-2006 01:06:08	Dark	47.000	140	88Gam Peg	2.8340	26000.	94	22143	No
17	GOM_NL__2PRFIN20060526_011459_000000452048_00045_22143_0245.N1	26-MAY-2006 01:14:59	Dark	45.000	52	16Bet Cet	2.0370	4500.0	90	22143	No
18	GOM_NL__2PRFIN20060526_012637_000000482048_00046_22144_0225.N1	26-MAY-2006 01:26:37	Dark	47.500	63	Bet Gru	2.1500	2800.0	95	22144	No
19	GOM_NL__2PRFIN20060526_012821_000000452048_00046_22144_0226.N1	26-MAY-2006 01:28:21	Dark	44.500	31	Alp Gru	1.7340	15200.	89	22144	No
20	GOM_NL__2PRFIN20060526_013338_000000442048_00046_22144_0227.N1	26-MAY-2006 01:33:38	Dark	43.500	45	Alp Pav	1.9400	26000.	87	22144	No
21	GOM_NL__2PRFIN20060526_014016_000000422048_00046_22144_0228.N1	26-MAY-2006 01:40:16	Straylight	41.500	141	Bet Ara	2.8400	4600.0	83	22144	No
22	GOM_NL__2PRFIN20060526_014306_000000482048_00046_22144_0229.N1	26-MAY-2006 01:43:06	Straylight	48.000	40	The Sco	1.8590	7100.0	96	22144	No
23	GOM_NL__2PRFIN20060526_014456_000000492048_00046_22144_0230.N1	26-MAY-2006 01:44:56	Straylight	49.000	25	35Lam Sco	1.6200	28000.	98	22144	No
24	GOM_NL__2PRFIN20060526_014653_000000502048_00046_22144_0231.N1	26-MAY-2006 01:46:53	Twilight_stray	49.500	75	26Eps Sco	2.2910	4250.0	99	22144	No
25	GOM_NL__2PRFIN20060526_014902_000000442048_00046_22144_0232.N1	26-MAY-2006 01:49:02	Twilight_stray	43.500	136	23Tau Sco	2.8220	30000.	87	22144	No
26	GOM_NL__2PRFIN20060526_015202_000000402048_00046_22144_0233.N1	26-MAY-2006 01:52:02	Bright	40.000	97	8Bet1Sco	2.5610	30000.	80	22144	No
27	GOM_NL__2PRFIN20060526_015529_000000382048_00046_22144_0234.N1	26-MAY-2006 01:55:29	Bright	37.500	104	27Bet Lib	2.6140	13100.	75	22144	No
28	GOM_NL__2PRFIN20060526_015709_000000432048_00046_22144_0235.N1	26-MAY-2006 01:57:09	Bright	42.500	120	1Del Oph	2.7340	3200.0	85	22144	No
29	GOM_NL__2PRFIN20060526_020012_000000392048_00046_22144_0236.N1	26-MAY-2006 02:00:12	Bright	38.500	102	24Alp Ser	2.6000	4250.0	77	22144	No
30	GOM_NL__2PRFIN20060526_020616_000000382048_00046_22144_0237.N1	26-MAY-2006 02:06:16	Bright	37.500	67	5Alp CrB	2.2210	11000.	75	22144	No
31	GOM_NL__2PRFIN20060526_021705_000000372048_00046_22144_0238.N1	26-MAY-2006 02:17:05	Bright	36.500	119	14Eta Dra	2.7270	4700.0	73	22144	No
32	GOM_NL__2PRFIN20060526_021922_000000372048_00046_22144_0239.N1	26-MAY-2006 02:19:22	Bright	37.000	60	7Bet UMi	2.0810	3950.0	74	22144	No
33	GOM_NL__2PRFIN20060526_023207_000000352048_00046_22144_0240.N1	26-MAY-2006 02:32:07	Bright	35.000	76	27Gam Cas	2.3000	30000.	70	22144	No
34	GOM_NL__2PRFIN20060526_023319_000000362048_00046_22144_0241.N1	26-MAY-2006 02:33:19	Bright	36.000	68	18Alp Cas	2.2250	4500.0	72	22144	No
35	GOM_NL__2PRFIN20060526_023937_000000402048_00046_22144_0242.N1	26-MAY-2006 02:39:37	Bright	40.000	53	43Bet And	2.0480	3300.0	80	22144	No
36	GOM_NL__2PRFIN20060526_024211_000000502048_00046_22144_0243.N1	26-MAY-2006 02:42:11	Twilight_stray	50.000	58	21Alp And	2.0730	11000.	100	22144	No
37	GOM_NL__2PRFIN20060526_024645_000000462048_00046_22144_0244.N1	26-MAY-2006 02:46:45	Dark	46.000	140	88Gam Peg	2.8340	26000.	92	22144	No
38	GOM_NL__2PRFIN20060526_025536_000000462048_00046_22144_0245.N1	26-MAY-2006 02:55:36	Dark	45.500	52	16Bet Cet	2.0370	4500.0	91	22144	No
39	GOM_NL__2PRFIN20060526_030714_000000602048_00047_22145_0226.N1	26-MAY-2006 03:07:14	Dark	60.000	63	Bet Gru	2.1500	2800.0	120	22145	No
40	GOM_NL__2PRFIN20060526_030858_000000442048_00047_22145_0227.N1	26-MAY-2006 03:08:58	Dark	44.000	31	Alp Gru	1.7340	15200.	88	22145	No
41	GOM_NL__2PRFIN20060526_031415_000000432048_00047_22145_0228.N1	26-MAY-2006 03:14:15	Dark	42.500	45	Alp Pav	1.9400	26000.	85	22145	No
42	GOM_NL__2PRFIN20060526_032053_000000392048_00047_22145_0229.N1	26-MAY-2006 03:20:53	Straylight	39.000	141	Bet Ara	2.8400	4600.0	78	22145	No

43	GOM_NL__2PRFIN20060526_032342_000000482048_00047_22145_0230.N1	26-MAY-2006 03:23:42	Straylight	47.500	40	The Sco	1.8590	7100.0	95	22145	No
44	GOM_NL__2PRFIN20060526_032532_000000512048_00047_22145_0231.N1	26-MAY-2006 03:25:32	Straylight	50.500	25	35Lam Sco	1.6200	28000.	101	22145	No
45	GOM_NL__2PRFIN20060526_032730_000000482048_00047_22145_0232.N1	26-MAY-2006 03:27:30	Twilight_stray	47.500	75	26Eps Sco	2.2910	4250.0	95	22145	No
46	GOM_NL__2PRFIN20060526_032938_000000452048_00047_22145_0233.N1	26-MAY-2006 03:29:38	Twilight_stray	44.500	136	23Tau Sco	2.8220	30000.	89	22145	No
47	GOM_NL__2PRFIN20060526_033238_000000392048_00047_22145_0234.N1	26-MAY-2006 03:32:38	Bright	39.000	97	8Bet1Sco	2.5610	30000.	78	22145	No
48	GOM_NL__2PRFIN20060526_033605_000000372048_00047_22145_0235.N1	26-MAY-2006 03:36:05	Bright	37.000	104	27Bet Lib	2.6140	13100.	74	22145	No
49	GOM_NL__2PRFIN20060526_033745_000000432048_00047_22145_0236.N1	26-MAY-2006 03:37:45	Bright	42.500	120	1Del Oph	2.7340	3200.0	85	22145	No
50	GOM_NL__2PRFIN20060526_034048_000000392048_00047_22145_0237.N1	26-MAY-2006 03:40:48	Bright	38.500	102	24Alp Ser	2.6000	4250.0	77	22145	No
51	GOM_NL__2PRFIN20060526_034652_000000372048_00047_22145_0238.N1	26-MAY-2006 03:46:52	Bright	37.000	67	5Alp CrB	2.2210	11000.	74	22145	No
52	GOM_NL__2PRFIN20060526_035740_000000382048_00047_22145_0239.N1	26-MAY-2006 03:57:40	Bright	38.000	119	14Eta Dra	2.7270	4700.0	76	22145	No
53	GOM_NL__2PRFIN20060526_035957_000000352048_00047_22145_0240.N1	26-MAY-2006 03:59:57	Bright	34.500	60	7Bet UMi	2.0810	3950.0	69	22145	No
54	GOM_NL__2PRFIN20060526_041243_000000372048_00047_22145_0241.N1	26-MAY-2006 04:12:43	Bright	36.500	76	27Gam Cas	2.3000	30000.	73	22145	No
55	GOM_NL__2PRFIN20060526_041355_000000382048_00047_22145_0242.N1	26-MAY-2006 04:13:55	Bright	37.500	68	18Alp Cas	2.2250	4500.0	75	22145	No
56	GOM_NL__2PRFIN20060526_042013_000000392048_00047_22145_0243.N1	26-MAY-2006 04:20:13	Bright	39.000	53	43Bet And	2.0480	3300.0	78	22145	No
57	GOM_NL__2PRFIN20060526_042247_000000482048_00047_22145_0244.N1	26-MAY-2006 04:22:47	Twilight_stray	47.500	58	21Alp And	2.0730	11000.	95	22145	No
58	GOM_NL__2PRFIN20060526_042721_000000462048_00047_22145_0245.N1	26-MAY-2006 04:27:21	Dark	46.000	140	88Gam Peg	2.8340	26000.	92	22145	No
59	GOM_NL__2PRFIN20060526_043612_000000472048_00047_22145_0246.N1	26-MAY-2006 04:36:12	Dark	46.500	52	16Bet Cet	2.0370	4500.0	93	22145	No
60	GOM_NL__2PRFIN20060526_044751_000000602048_00048_22146_0246.N1	26-MAY-2006 04:47:51	Dark	60.000	63	Bet Gru	2.1500	2800.0	120	22146	No
61	GOM_NL__2PRFIN20060526_044935_000000452048_00048_22146_0247.N1	26-MAY-2006 04:49:35	Dark	45.000	31	Alp Gru	1.7340	15200.	90	22146	No
62	GOM_NL__2PRFIN20060526_045452_000000432048_00048_22146_0248.N1	26-MAY-2006 04:54:52	Dark	42.500	45	Alp Pav	1.9400	26000.	85	22146	No
63	GOM_NL__2PRFIN20060526_050129_000000442048_00048_22146_0249.N1	26-MAY-2006 05:01:29	Straylight	43.500	141	Bet Ara	2.8400	4600.0	87	22146	No
64	GOM_NL__2PRFIN20060526_050419_000000482048_00048_22146_0250.N1	26-MAY-2006 05:04:19	Straylight	47.500	40	The Sco	1.8590	7100.0	95	22146	No
65	GOM_NL__2PRFIN20060526_050609_000000502048_00048_22146_0251.N1	26-MAY-2006 05:06:09	Straylight	50.000	25	35Lam Sco	1.6200	28000.	100	22146	No
66	GOM_NL__2PRFIN20060526_050806_000000462048_00048_22146_0252.N1	26-MAY-2006 05:08:06	Twilight_stray	45.500	75	26Eps Sco	2.2910	4250.0	91	22146	No
67	GOM_NL__2PRFIN20060526_051014_000000442048_00048_22146_0253.N1	26-MAY-2006 05:10:14	Twilight_stray	43.500	136	23Tau Sco	2.8220	30000.	87	22146	No
68	GOM_NL__2PRFIN20060526_051314_000000402048_00048_22146_0254.N1	26-MAY-2006 05:13:14	Bright	39.500	97	8Bet1Sco	2.5610	30000.	79	22146	No
69	GOM_NL__2PRFIN20060526_051641_000000352048_00048_22146_0255.N1	26-MAY-2006 05:16:41	Bright	35.000	104	27Bet Lib	2.6140	13100.	70	22146	No
70	GOM_NL__2PRFIN20060526_052124_000000392048_00048_22146_0256.N1	26-MAY-2006 05:21:24	Bright	38.500	102	24Alp Ser	2.6000	4250.0	77	22146	No
71	GOM_NL__2PRFIN20060526_052728_000000372048_00048_22146_0257.N1	26-MAY-2006 05:27:28	Bright	37.000	67	5Alp CrB	2.2210	11000.	74	22146	No
72	GOM_NL__2PRFIN20060526_053816_000000402048_00048_22146_0258.N1	26-MAY-2006 05:38:16	Bright	40.000	119	14Eta Dra	2.7270	4700.0	80	22146	No
73	GOM_NL__2PRFIN20060526_054033_000000352048_00048_22146_0259.N1	26-MAY-2006 05:40:33	Bright	34.500	60	7Bet UMi	2.0810	3950.0	69	22146	No
74	GOM_NL__2PRFIN20060526_055319_000000482048_00048_22146_0260.N1	26-MAY-2006 05:53:19	Bright	48.000	76	27Gam Cas	2.3000	30000.	96	22146	No
75	GOM_NL__2PRFIN20060526_055430_000000422048_00048_22146_0261.N1	26-MAY-2006 05:54:30	Bright	41.500	68	18Alp Cas	2.2250	4500.0	83	22146	No
76	GOM_NL__2PRFIN20060526_060049_000000402048_00048_22146_0262.N1	26-MAY-2006 06:00:49	Bright	40.000	53	43Bet And	2.0480	3300.0	80	22146	No
77	GOM_NL__2PRFIN20060526_060323_000000502048_00048_22146_0263.N1	26-MAY-2006 06:03:23	Twilight_stray	50.000	58	21Alp And	2.0730	11000.	100	22146	No
78	GOM_NL__2PRFIN20060526_060757_000000472048_00048_22146_0264.N1	26-MAY-2006 06:07:57	Dark	47.000	140	88Gam Peg	2.8340	26000.	94	22146	No
79	GOM_NL__2PRFIN20060526_061649_000000442048_00048_22146_0265.N1	26-MAY-2006 06:16:49	Dark	44.000	52	16Bet Cet	2.0370	4500.0	88	22146	No
80	GOM_NL__2PRFIN20060526_062827_000000602048_00049_22147_0246.N1	26-MAY-2006 06:28:27	Dark	59.500	63	Bet Gru	2.1500	2800.0	119	22147	No
81	GOM_NL__2PRFIN20060526_063012_000000442048_00049_22147_0247.N1	26-MAY-2006 06:30:12	Dark	43.500	31	Alp Gru	1.7340	15200.	87	22147	No
82	GOM_NL__2PRFIN20060526_063529_000000412048_00049_22147_0248.N1	26-MAY-2006 06:35:29	Dark	41.000	45	Alp Pav	1.9400	26000.	82	22147	No
83	GOM_NL__2PRFIN20060526_064205_000000452048_00049_22147_0249.N1	26-MAY-2006 06:42:05	Straylight	45.000	141	Bet Ara	2.8400	4600.0	90	22147	No
84	GOM_NL__2PRFIN20060526_064455_000000472048_00049_22147_0250.N1	26-MAY-2006 06:44:55	Straylight	47.000	40	The Sco	1.8590	7100.0	94	22147	No
85	GOM_NL__2PRFIN20060526_064645_000000532048_00049_22147_0251.N1	26-MAY-2006 06:46:45	Straylight	53.000	25	35Lam Sco	1.6200	28000.	106	22147	No
86	GOM_NL__2PRFIN20060526_064842_000000472048_00049_22147_0252.N1	26-MAY-2006 06:48:42	Twilight_stray	47.000	75	26Eps Sco	2.2910	4250.0	94	22147	No
87	GOM_NL__2PRFIN20060526_065050_000000462048_00049_22147_0253.N1	26-MAY-2006 06:50:50	Twilight_stray	45.500	136	23Tau Sco	2.8220	30000.	91	22147	No
88	GOM_NL__2PRFIN20060526_065350_000000412048_00049_22147_0254.N1	26-MAY-2006 06:53:50	Bright	40.500	97	8Bet1Sco	2.5610	30000.	81	22147	No
89	GOM_NL__2PRFIN20060526_065717_000000372048_00049_22147_0255.N1	26-MAY-2006 06:57:17	Bright	36.500	104	27Bet Lib	2.6140	13100.	73	22147	No
90	GOM_NL__2PRFIN20060526_070200_000000392048_00049_22147_0256.N1	26-MAY-2006 07:02:00	Bright	38.500	102	24Alp Ser	2.6000	4250.0	77	22147	No
91	GOM_NL__2PRFIN20060526_070803_000000392048_00049_22147_0257.N1	26-MAY-2006 07:08:03	Bright	39.000	67	5Alp CrB	2.2210	11000.	78	22147	No
92	GOM_NL__2PRFIN20060526_071852_000000392048_00049_22147_0258.N1	26-MAY-2006 07:18:52	Bright	39.000	119	14Eta Dra	2.7270	4700.0	78	22147	No
93	GOM_NL__2PRFIN20060526_072109_000000372048_00049_22147_0259.N1	26-MAY-2006 07:21:09	Bright	36.500	60	7Bet UMi	2.0810	3950.0	73	22147	No
94	GOM_NL__2PRFIN20060526_073355_000000512048_00049_22147_0260.N1	26-MAY-2006 07:33:55	Bright	51.000	76	27Gam Cas	2.3000	30000.	102	22147	No
95	GOM_NL__2PRFIN20060526_073507_000000562048_00049_22147_0261.N1	26-MAY-2006 07:35:07	Bright	56.000	68	18Alp Cas	2.2250	4500.0	112	22147	No
96	GOM_NL__2PRFIN20060526_074125_000000412048_00049_22147_0262.N1	26-MAY-2006 07:41:25	Bright	40.500	53	43Bet And	2.0480	3300.0	81	22147	No
97	GOM_NL__2PRFIN20060526_074359_000000492048_00049_22147_0263.N1	26-MAY-2006 07:43:59	Twilight_stray	49.000	58	21Alp And	2.0730	11000.	98	22147	No
98	GOM_NL__2PRFIN20060526_074834_000000472048_00049_22147_0264.N1	26-MAY-2006 07:48:34	Dark	47.000	140	88Gam Peg	2.8340	26000.	94	22147	No
99	GOM_NL__2PRFIN20060526_075725_000000462048_00049_22147_0265.N1	26-MAY-2006 07:57:25	Dark	45.500	52	16Bet Cet	2.0370	4500.0	91	22147	No
100	GOM_NL__2PRFIN20060526_080904_000000472048_00050_22148_0246.N1	26-MAY-2006 08:09:04	Dark	47.000	63	Bet Gru	2.1500	2800.0	94	22148	No
101	GOM_NL__2PRFIN20060526_081049_000000482048_00050_22148_0247.N1	26-MAY-2006 08:10:49	Dark	47.500	31	Alp Gru	1.7340	15200.	95	22148	No

102	GOM_NL__2PRFIN20060526_081605_000000412048_00050_22148_0248.N1	26-MAY-2006 08:16:05	Dark	41.000	45	Alp Pav	1.9400	26000.	82	22148	No
103	GOM_NL__2PRFIN20060526_082242_000000432048_00050_22148_0249.N1	26-MAY-2006 08:22:42	Straylight	43.000	141	Bet Ara	2.8400	4600.0	86	22148	No
104	GOM_NL__2PRFIN20060526_082532_000000482048_00050_22148_0250.N1	26-MAY-2006 08:25:32	Straylight	47.500	40	The Sco	1.8590	7100.0	95	22148	No
105	GOM_NL__2PRFIN20060526_082722_000000482048_00050_22148_0251.N1	26-MAY-2006 08:27:22	Straylight	47.500	25	35Lam Sco	1.6200	28000.	95	22148	No
106	GOM_NL__2PRFIN20060526_082919_000000492048_00050_22148_0252.N1	26-MAY-2006 08:29:19	Twi_and_stray	48.500	75	26Eps Sco	2.2910	4250.0	97	22148	No
107	GOM_NL__2PRFIN20060526_083127_000000442048_00050_22148_0253.N1	26-MAY-2006 08:31:27	Twi_and_stray	43.500	136	23Tau Sco	2.8220	30000.	87	22148	No
108	GOM_NL__2PRFIN20060526_083426_000000402048_00050_22148_0254.N1	26-MAY-2006 08:34:26	Bright	40.000	97	8Bet1Sco	2.5610	30000.	80	22148	No
109	GOM_NL__2PRFIN20060526_083753_000000362048_00050_22148_0255.N1	26-MAY-2006 08:37:53	Bright	35.500	104	27Bet Lib	2.6140	13100.	71	22148	No
110	GOM_NL__2PRFIN20060526_084236_000000392048_00050_22148_0256.N1	26-MAY-2006 08:42:36	Bright	38.500	102	24Alp Ser	2.6000	4250.0	77	22148	No
111	GOM_NL__2PRFIN20060526_084839_000000372048_00050_22148_0257.N1	26-MAY-2006 08:48:39	Bright	37.000	67	5Alp CrB	2.2210	11000.	74	22148	No
112	GOM_NL__2PRFIN20060526_085927_000000402048_00050_22148_0258.N1	26-MAY-2006 08:59:27	Bright	39.500	119	14Eta Dra	2.7270	4700.0	79	22148	No
113	GOM_NL__2PRFIN20060526_090145_000000352048_00050_22148_0259.N1	26-MAY-2006 09:01:45	Bright	35.000	60	7Bet UMi	2.0810	3950.0	70	22148	No
114	GOM_NL__2PRFIN20060526_091431_000000362048_00050_22148_0260.N1	26-MAY-2006 09:14:31	Bright	35.500	76	27Gam Cas	2.3000	30000.	71	22148	No
115	GOM_NL__2PRFIN20060526_091542_000000362048_00050_22148_0261.N1	26-MAY-2006 09:15:42	Bright	35.500	68	18Alp Cas	2.2250	4500.0	71	22148	No
116	GOM_NL__2PRFIN20060526_092201_000000392048_00050_22148_0262.N1	26-MAY-2006 09:22:01	Bright	39.000	53	43Bet And	2.0480	3300.0	78	22148	No
117	GOM_NL__2PRFIN20060526_092435_000000492048_00050_22148_0263.N1	26-MAY-2006 09:24:35	Twi_and_stray	49.000	58	21Alp And	2.0730	11000.	98	22148	No
118	GOM_NL__2PRFIN20060526_092910_000000472048_00050_22148_0264.N1	26-MAY-2006 09:29:10	Dark	47.000	140	88Gam Peg	2.8340	26000.	94	22148	No
119	GOM_NL__2PRFIN20060526_093801_000000472048_00050_22148_0265.N1	26-MAY-2006 09:38:01	Dark	47.000	52	16Bet Cet	2.0370	4500.0	94	22148	No
120	GOM_NL__2PRFIN20060526_094941_000000602048_00051_22149_0246.N1	26-MAY-2006 09:49:41	Dark	60.000	63	Bet Gru	2.1500	2800.0	120	22149	No
121	GOM_NL__2PRFIN20060526_095125_000000452048_00051_22149_0247.N1	26-MAY-2006 09:51:25	Dark	44.500	31	Alp Gru	1.7340	15200.	89	22149	No
122	GOM_NL__2PRFIN20060526_095642_000000412048_00051_22149_0248.N1	26-MAY-2006 09:56:42	Dark	40.500	45	Alp Pav	1.9400	26000.	81	22149	No
123	GOM_NL__2PRFIN20060526_100318_000000482048_00051_22149_0249.N1	26-MAY-2006 10:03:18	Straylight	48.000	141	Bet Ara	2.8400	4600.0	96	22149	No
124	GOM_NL__2PRFIN20060526_100608_000000492048_00051_22149_0250.N1	26-MAY-2006 10:06:08	Straylight	48.500	40	The Sco	1.8590	7100.0	97	22149	No
125	GOM_NL__2PRFIN20060526_100758_000000502048_00051_22149_0251.N1	26-MAY-2006 10:07:58	Straylight	50.000	25	35Lam Sco	1.6200	28000.	100	22149	No
126	GOM_NL__2PRFIN20060526_100955_000000522048_00051_22149_0252.N1	26-MAY-2006 10:09:55	Twi_and_stray	51.500	75	26Eps Sco	2.2910	4250.0	103	22149	No
127	GOM_NL__2PRFIN20060526_101203_000000432048_00051_22149_0253.N1	26-MAY-2006 10:12:03	Twi_and_stray	43.000	136	23Tau Sco	2.8220	30000.	86	22149	No
128	GOM_NL__2PRFIN20060526_101502_000000392048_00051_22149_0254.N1	26-MAY-2006 10:15:02	Bright	38.500	97	8Bet1Sco	2.5610	30000.	77	22149	No
129	GOM_NL__2PRFIN20060526_101829_000000362048_00051_22149_0255.N1	26-MAY-2006 10:18:29	Bright	36.000	104	27Bet Lib	2.6140	13100.	72	22149	No
130	GOM_NL__2PRFIN20060526_102311_000000392048_00051_22149_0256.N1	26-MAY-2006 10:23:11	Bright	38.500	102	24Alp Ser	2.6000	4250.0	77	22149	No
131	GOM_NL__2PRFIN20060526_102915_000000382048_00051_22149_0257.N1	26-MAY-2006 10:29:15	Bright	37.500	67	5Alp CrB	2.2210	11000.	75	22149	No
132	GOM_NL__2PRFIN20060526_104003_000000412048_00051_22149_0258.N1	26-MAY-2006 10:40:03	Bright	41.000	119	14Eta Dra	2.7270	4700.0	82	22149	No
133	GOM_NL__2PRFIN20060526_104221_000000352048_00051_22149_0259.N1	26-MAY-2006 10:42:21	Bright	35.000	60	7Bet UMi	2.0810	3950.0	70	22149	No
134	GOM_NL__2PRFIN20060526_105507_000000542048_00051_22149_0260.N1	26-MAY-2006 10:55:07	Bright	54.000	76	27Gam Cas	2.3000	30000.	108	22149	No
135	GOM_NL__2PRFIN20060526_105618_000000372048_00051_22149_0261.N1	26-MAY-2006 10:56:18	Bright	37.000	68	18Alp Cas	2.2250	4500.0	74	22149	No
136	GOM_NL__2PRFIN20060526_110237_000000412048_00051_22149_0262.N1	26-MAY-2006 11:02:37	Bright	40.500	53	43Bet And	2.0480	3300.0	81	22149	No
137	GOM_NL__2PRFIN20060526_110511_000000502048_00051_22149_0263.N1	26-MAY-2006 11:05:11	Twi_and_stray	50.000	58	21Alp And	2.0730	11000.	100	22149	No
138	GOM_NL__2PRFIN20060526_110946_000000462048_00051_22149_0264.N1	26-MAY-2006 11:09:46	Dark	46.000	140	88Gam Peg	2.8340	26000.	92	22149	No
139	GOM_NL__2PRFIN20060526_111838_000000442048_00051_22149_0265.N1	26-MAY-2006 11:18:38	Dark	43.500	52	16Bet Cet	2.0370	4500.0	87	22149	No
140	GOM_NL__2PRFIN20060526_113017_000000522048_00052_22150_0246.N1	26-MAY-2006 11:30:17	Dark	52.000	63	Bet Gru	2.1500	2800.0	104	22150	No
141	GOM_NL__2PRFIN20060526_113202_000000462048_00052_22150_0247.N1	26-MAY-2006 11:32:02	Dark	45.500	31	Alp Gru	1.7340	15200.	91	22150	No
142	GOM_NL__2PRFIN20060526_113718_000000422048_00052_22150_0248.N1	26-MAY-2006 11:37:18	Dark	42.000	45	Alp Pav	1.9400	26000.	84	22150	No
143	GOM_NL__2PRFIN20060526_114354_000000432048_00052_22150_0249.N1	26-MAY-2006 11:43:54	Straylight	43.000	141	Bet Ara	2.8400	4600.0	86	22150	No
144	GOM_NL__2PRFIN20060526_114644_000000512048_00052_22150_0250.N1	26-MAY-2006 11:46:44	Straylight	50.500	40	The Sco	1.8590	7100.0	101	22150	No
145	GOM_NL__2PRFIN20060526_114834_000000512048_00052_22150_0251.N1	26-MAY-2006 11:48:34	Straylight	51.000	25	35Lam Sco	1.6200	28000.	102	22150	No
146	GOM_NL__2PRFIN20060526_115031_000000482048_00052_22150_0252.N1	26-MAY-2006 11:50:31	Twi_and_stray	47.500	75	26Eps Sco	2.2910	4250.0	95	22150	No
147	GOM_NL__2PRFIN20060526_115239_000000422048_00052_22150_0253.N1	26-MAY-2006 11:52:39	Twi_and_stray	41.500	136	23Tau Sco	2.8220	30000.	83	22150	No
148	GOM_NL__2PRFIN20060526_115538_000000392048_00052_22150_0254.N1	26-MAY-2006 11:55:38	Bright	39.000	97	8Bet1Sco	2.5610	30000.	78	22150	No
149	GOM_NL__2PRFIN20060526_115905_000000362048_00052_22150_0255.N1	26-MAY-2006 11:59:05	Bright	35.500	104	27Bet Lib	2.6140	13100.	71	22150	No
150	GOM_NL__2PRFIN20060526_120044_000000422048_00052_22150_0256.N1	26-MAY-2006 12:00:44	Bright	42.000	120	1Del Oph	2.7340	3200.0	84	22150	No
151	GOM_NL__2PRFIN20060526_120347_000000382048_00052_22150_0257.N1	26-MAY-2006 12:03:47	Bright	38.000	102	24Alp Ser	2.6000	4250.0	76	22150	No
152	GOM_NL__2PRFIN20060526_120950_000000412048_00052_22150_0258.N1	26-MAY-2006 12:09:50	Bright	40.500	67	5Alp CrB	2.2210	11000.	81	22150	No
153	GOM_NL__2PRFIN20060526_122038_000000402048_00052_22150_0259.N1	26-MAY-2006 12:20:38	Bright	40.000	119	14Eta Dra	2.7270	4700.0	80	22150	No
154	GOM_NL__2PRFIN20060526_122257_000000382048_00052_22150_0260.N1	26-MAY-2006 12:22:57	Bright	37.500	60	7Bet UMi	2.0810	3950.0	75	22150	No
155	GOM_NL__2PRFIN20060526_123542_000000482048_00052_22150_0261.N1	26-MAY-2006 12:35:42	Bright	47.500	76	27Gam Cas	2.3000	30000.	95	22150	No
156	GOM_NL__2PRFIN20060526_123654_000000372048_00052_22150_0262.N1	26-MAY-2006 12:36:54	Bright	37.000	68	18Alp Cas	2.2250	4500.0	74	22150	No
157	GOM_NL__2PRFIN20060526_124313_000000402048_00052_22150_0263.N1	26-MAY-2006 12:43:13	Bright	39.500	53	43Bet And	2.0480	3300.0	79	22150	No
158	GOM_NL__2PRFIN20060526_124547_000000512048_00052_22150_0264.N1	26-MAY-2006 12:45:47	Twi_and_stray	50.500	58	21Alp And	2.0730	11000.	101	22150	No
159	GOM_NL__2PRFIN20060526_125023_000000482048_00052_22150_0265.N1	26-MAY-2006 12:50:23	Dark	48.000	140	88Gam Peg	2.8340	26000.	96	22150	No
160	GOM_NL__2PRFIN20060526_125914_000000452048_00052_22150_0266.N1	26-MAY-2006 12:59:14	Dark	44.500	52	16Bet Cet	2.0370	4500.0	89	22150	No

161	GOM_NL__2PRFIN20060526_131239_000000462048_00053_22151_0246.N1	26-MAY-2006 13:12:39	Dark	46.000	31	Alp Gru	1.7340	15200.	92	22151	No
162	GOM_NL__2PRFIN20060526_131755_000000442048_00053_22151_0247.N1	26-MAY-2006 13:17:55	Dark	43.500	45	Alp Pav	1.9400	26000.	87	22151	No
163	GOM_NL__2PRFIN20060526_132431_000000432048_00053_22151_0248.N1	26-MAY-2006 13:24:31	Straylight	43.000	141	Bet Ara	2.8400	4600.0	86	22151	No
164	GOM_NL__2PRFIN20060526_132721_000000432048_00053_22151_0249.N1	26-MAY-2006 13:27:21	Straylight	43.000	40	The Sco	1.8590	7100.0	86	22151	No
165	GOM_NL__2PRFIN20060526_132911_000000502048_00053_22151_0250.N1	26-MAY-2006 13:29:11	Straylight	49.500	25	35Lam Sco	1.6200	28000.	99	22151	No
166	GOM_NL__2PRFIN20060526_133107_000000492048_00053_22151_0251.N1	26-MAY-2006 13:31:07	Tw_i_and_stray	48.500	75	26Eps Sco	2.2910	4250.0	97	22151	No
167	GOM_NL__2PRFIN20060526_133315_000000402048_00053_22151_0252.N1	26-MAY-2006 13:33:15	Tw_i_and_stray	40.000	136	23Tau Sco	2.8220	30000.	80	22151	No
168	GOM_NL__2PRFIN20060526_133614_000000382048_00053_22151_0253.N1	26-MAY-2006 13:36:14	Bright	38.000	97	8Bet1Sco	2.5610	30000.	76	22151	No
169	GOM_NL__2PRFIN20060526_133941_000000372048_00053_22151_0254.N1	26-MAY-2006 13:39:41	Bright	37.000	104	27Bet Lib	2.6140	13100.	74	22151	No
170	GOM_NL__2PRFIN20060526_134120_000000422048_00053_22151_0255.N1	26-MAY-2006 13:41:20	Bright	42.000	120	1Del Oph	2.7340	3200.0	84	22151	No
171	GOM_NL__2PRFIN20060526_134423_000000382048_00053_22151_0256.N1	26-MAY-2006 13:44:23	Bright	38.000	102	24Alp Ser	2.6000	4250.0	76	22151	No
172	GOM_NL__2PRFIN20060526_135026_000000392048_00053_22151_0257.N1	26-MAY-2006 13:50:26	Bright	38.500	67	5Alp CrB	2.2210	11000.	77	22151	No
173	GOM_NL__2PRFIN20060526_140114_000000402048_00053_22151_0258.N1	26-MAY-2006 14:01:14	Bright	40.000	119	14Eta Dra	2.7270	4700.0	80	22151	No
174	GOM_NL__2PRFIN20060526_140333_000000382048_00053_22151_0259.N1	26-MAY-2006 14:03:33	Bright	38.000	60	7Bet UMi	2.0810	3950.0	76	22151	No
175	GOM_NL__2PRFIN20060526_141618_000000362048_00053_22151_0260.N1	26-MAY-2006 14:16:18	Bright	35.500	76	27Gam Cas	2.3000	30000.	71	22151	No
176	GOM_NL__2PRFIN20060526_141730_000000382048_00053_22151_0261.N1	26-MAY-2006 14:17:30	Bright	38.000	68	18Alp Cas	2.2250	4500.0	76	22151	No
177	GOM_NL__2PRFIN20060526_142349_000000392048_00053_22151_0262.N1	26-MAY-2006 14:23:49	Bright	38.500	53	43Bet And	2.0480	3300.0	77	22151	No
178	GOM_NL__2PRFIN20060526_142624_000000502048_00053_22151_0263.N1	26-MAY-2006 14:26:24	Tw_i_and_stray	50.000	58	21Alp And	2.0730	11000.	100	22151	No
179	GOM_NL__2PRFIN20060526_143059_000000462048_00053_22151_0264.N1	26-MAY-2006 14:30:59	Dark	46.000	140	88Gam Peg	2.8340	26000.	92	22151	No
180	GOM_NL__2PRFIN20060526_143951_000000442048_00053_22151_0265.N1	26-MAY-2006 14:39:51	Dark	43.500	52	16Bet Cet	2.0370	4500.0	87	22151	No
181	GOM_NL__2PRFIN20060526_145316_000000442048_00054_22152_0246.N1	26-MAY-2006 14:53:16	Dark	43.500	31	Alp Gru	1.7340	15200.	87	22152	No
182	GOM_NL__2PRFIN20060526_145831_000000422048_00054_22152_0247.N1	26-MAY-2006 14:58:31	Dark	41.500	45	Alp Pav	1.9400	26000.	83	22152	No
183	GOM_NL__2PRFIN20060526_150507_000000442048_00054_22152_0248.N1	26-MAY-2006 15:05:07	Straylight	43.500	141	Bet Ara	2.8400	4600.0	87	22152	No
184	GOM_NL__2PRFIN20060526_150757_000000502048_00054_22152_0249.N1	26-MAY-2006 15:07:57	Straylight	49.500	40	The Sco	1.8590	7100.0	99	22152	No
185	GOM_NL__2PRFIN20060526_150947_000000512048_00054_22152_0250.N1	26-MAY-2006 15:09:47	Straylight	50.500	25	35Lam Sco	1.6200	28000.	101	22152	No
186	GOM_NL__2PRFIN20060526_151144_000000472048_00054_22152_0251.N1	26-MAY-2006 15:11:44	Tw_i_and_stray	46.500	75	26Eps Sco	2.2910	4250.0	93	22152	No
187	GOM_NL__2PRFIN20060526_151351_000000432048_00054_22152_0252.N1	26-MAY-2006 15:13:51	Tw_i_and_stray	42.500	136	23Tau Sco	2.8220	30000.	85	22152	No
188	GOM_NL__2PRFIN20060526_151651_000000382048_00054_22152_0253.N1	26-MAY-2006 15:16:51	Bright	38.000	97	8Bet1Sco	2.5610	30000.	76	22152	No
189	GOM_NL__2PRFIN20060526_152017_000000372048_00054_22152_0254.N1	26-MAY-2006 15:20:17	Bright	37.000	104	27Bet Lib	2.6140	13100.	74	22152	No
190	GOM_NL__2PRFIN20060526_152156_000000422048_00054_22152_0255.N1	26-MAY-2006 15:21:56	Bright	41.500	120	1Del Oph	2.7340	3200.0	83	22152	No
191	GOM_NL__2PRFIN20060526_152459_000000392048_00054_22152_0256.N1	26-MAY-2006 15:24:59	Bright	38.500	102	24Alp Ser	2.6000	4250.0	77	22152	No
192	GOM_NL__2PRFIN20060526_153102_000000372048_00054_22152_0257.N1	26-MAY-2006 15:31:02	Bright	37.000	67	5Alp CrB	2.2210	11000.	74	22152	No
193	GOM_NL__2PRFIN20060526_154149_000000392048_00054_22152_0258.N1	26-MAY-2006 15:41:49	Bright	38.500	119	14Eta Dra	2.7270	4700.0	77	22152	No
194	GOM_NL__2PRFIN20060526_154408_000000362048_00054_22152_0259.N1	26-MAY-2006 15:44:08	Bright	35.500	60	7Bet UMi	2.0810	3950.0	71	22152	No
195	GOM_NL__2PRFIN20060526_160425_000000412048_00054_22152_0260.N1	26-MAY-2006 16:04:25	Bright	41.000	53	43Bet And	2.0480	3300.0	82	22152	No
196	GOM_NL__2PRFIN20060526_160700_000000492048_00054_22152_0261.N1	26-MAY-2006 16:07:00	Tw_i_and_stray	48.500	58	21Alp And	2.0730	11000.	97	22152	No
197	GOM_NL__2PRFIN20060526_161136_000000462048_00054_22152_0262.N1	26-MAY-2006 16:11:36	Dark	46.000	140	88Gam Peg	2.8340	26000.	92	22152	No
198	GOM_NL__2PRFIN20060526_162027_000000462048_00054_22152_0263.N1	26-MAY-2006 16:20:27	Dark	45.500	52	16Bet Cet	2.0370	4500.0	91	22152	No
199	GOM_NL__2PRFIN20060526_163207_000000542048_00055_22153_0246.N1	26-MAY-2006 16:32:07	Dark	53.500	63	Bet Gru	2.1500	2800.0	107	22153	No
200	GOM_NL__2PRFIN20060526_163353_000000472048_00055_22153_0247.N1	26-MAY-2006 16:33:53	Dark	47.000	31	Alp Gru	1.7340	15200.	94	22153	No
201	GOM_NL__2PRFIN20060526_163908_000000442048_00055_22153_0248.N1	26-MAY-2006 16:39:08	Dark	43.500	45	Alp Pav	1.9400	26000.	87	22153	No
202	GOM_NL__2PRFIN20060526_164543_000000422048_00055_22153_0249.N1	26-MAY-2006 16:45:43	Straylight	41.500	141	Bet Ara	2.8400	4600.0	83	22153	No
203	GOM_NL__2PRFIN20060526_164834_000000512048_00055_22153_0250.N1	26-MAY-2006 16:48:34	Straylight	50.500	40	The Sco	1.8590	7100.0	101	22153	No
204	GOM_NL__2PRFIN20060526_165024_000000512048_00055_22153_0251.N1	26-MAY-2006 16:50:24	Straylight	51.000	25	35Lam Sco	1.6200	28000.	102	22153	No
205	GOM_NL__2PRFIN20060526_165220_000000462048_00055_22153_0252.N1	26-MAY-2006 16:52:20	Tw_i_and_stray	46.000	75	26Eps Sco	2.2910	4250.0	92	22153	No
206	GOM_NL__2PRFIN20060526_165428_000000452048_00055_22153_0253.N1	26-MAY-2006 16:54:28	Tw_i_and_stray	45.000	136	23Tau Sco	2.8220	30000.	90	22153	No
207	GOM_NL__2PRFIN20060526_165727_000000412048_00055_22153_0254.N1	26-MAY-2006 16:57:27	Bright	40.500	97	8Bet1Sco	2.5610	30000.	81	22153	No
208	GOM_NL__2PRFIN20060526_170053_000000372048_00055_22153_0255.N1	26-MAY-2006 17:00:53	Bright	37.000	104	27Bet Lib	2.6140	13100.	74	22153	No
209	GOM_NL__2PRFIN20060526_170232_000000422048_00055_22153_0256.N1	26-MAY-2006 17:02:32	Bright	42.000	120	1Del Oph	2.7340	3200.0	84	22153	No
210	GOM_NL__2PRFIN20060526_170535_000000382048_00055_22153_0257.N1	26-MAY-2006 17:05:35	Bright	38.000	102	24Alp Ser	2.6000	4250.0	76	22153	No
211	GOM_NL__2PRFIN20060526_171137_000000392048_00055_22153_0258.N1	26-MAY-2006 17:11:37	Bright	39.000	67	5Alp CrB	2.2210	11000.	78	22153	No
212	GOM_NL__2PRFIN20060526_172225_000000402048_00055_22153_0259.N1	26-MAY-2006 17:22:25	Bright	39.500	119	14Eta Dra	2.7270	4700.0	79	22153	No
213	GOM_NL__2PRFIN20060526_172444_000000482048_00055_22153_0260.N1	26-MAY-2006 17:24:44	Bright	47.500	60	7Bet UMi	2.0810	3950.0	95	22153	No
214	GOM_NL__2PRFIN20060526_174501_000000402048_00055_22153_0261.N1	26-MAY-2006 17:45:01	Bright	40.000	53	43Bet And	2.0480	3300.0	80	22153	No
215	GOM_NL__2PRFIN20060526_174736_000000492048_00055_22153_0262.N1	26-MAY-2006 17:47:36	Tw_i_and_stray	48.500	58	21Alp And	2.0730	11000.	97	22153	No
216	GOM_NL__2PRFIN20060526_175212_000000472048_00055_22153_0263.N1	26-MAY-2006 17:52:12	Dark	47.000	140	88Gam Peg	2.8340	26000.	94	22153	No
217	GOM_NL__2PRFIN20060526_180104_000000452048_00055_22153_0264.N1	26-MAY-2006 18:01:04	Dark	45.000	52	16Bet Cet	2.0370	4500.0	90	22153	No
218	GOM_NL__2PRFIN20060526_181244_000000602048_00056_22154_0246.N1	26-MAY-2006 18:12:44	Dark	60.000	63	Bet Gru	2.1500	2800.0	120	22154	No
219	GOM_NL__2PRFIN20060526_181429_000000452048_00056_22154_0247.N1	26-MAY-2006 18:14:29	Dark	45.000	31	Alp Gru	1.7340	15200.	90	22154	No

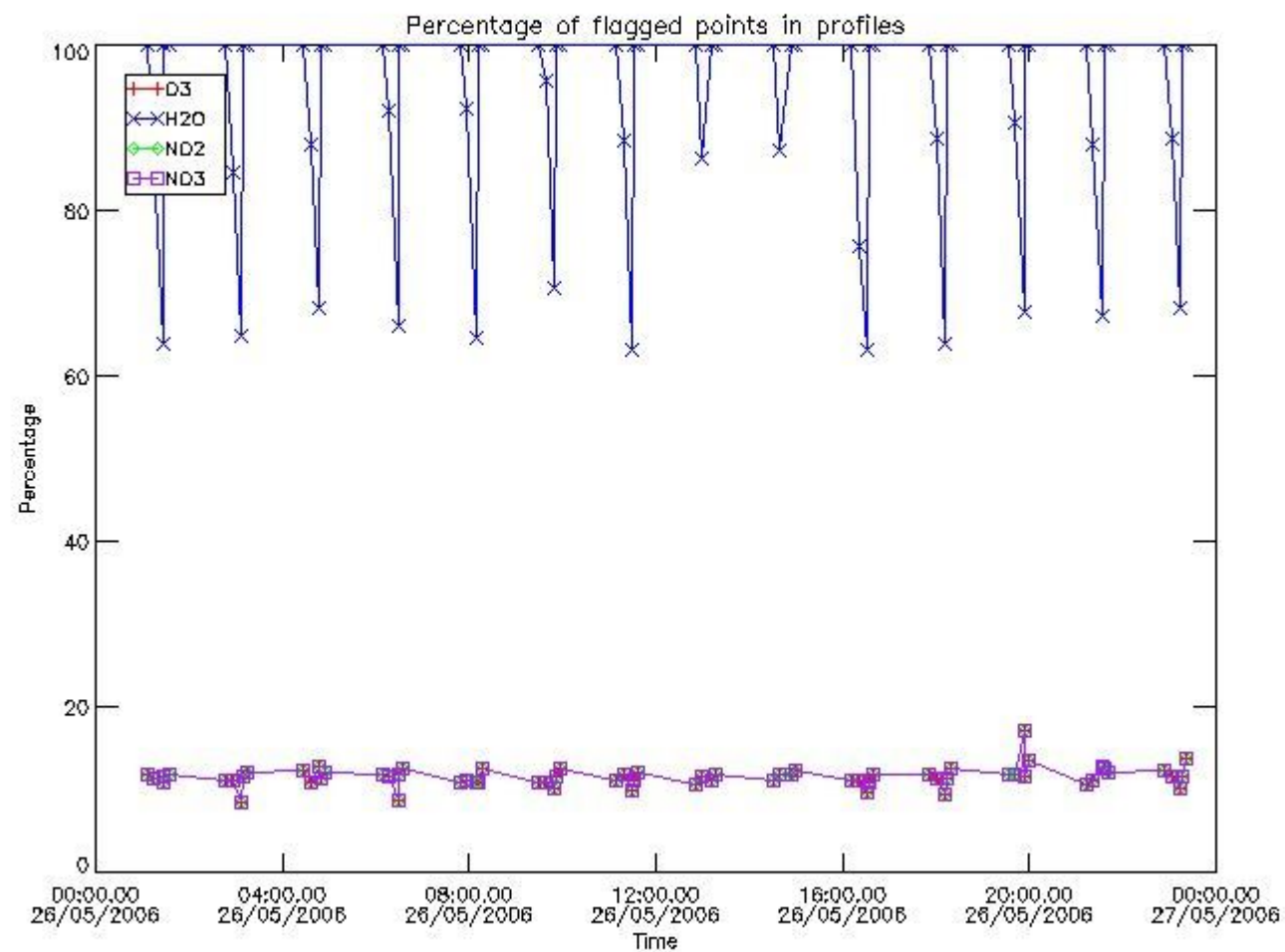
220	GOM_NL__2PRFIN20060526_181945_000000412048_00056_22154_0248.N1	26-MAY-2006 18:19:45	Dark	40.500	45	Alp Pav	1.9400	26000.	81	22154	No
221	GOM_NL__2PRFIN20060526_182620_000000462048_00056_22154_0249.N1	26-MAY-2006 18:26:20	Straylight	46.000	141	Bet Ara	2.8400	4600.0	92	22154	No
222	GOM_NL__2PRFIN20060526_182910_000000502048_00056_22154_0250.N1	26-MAY-2006 18:29:10	Straylight	49.500	40	The Sco	1.8590	7100.0	99	22154	No
223	GOM_NL__2PRFIN20060526_183100_000000492048_00056_22154_0251.N1	26-MAY-2006 18:31:00	Straylight	49.000	25	35Lam Sco	1.6200	28000.	98	22154	No
224	GOM_NL__2PRFIN20060526_183256_000000472048_00056_22154_0252.N1	26-MAY-2006 18:32:56	Tw_i_and_stray	47.000	75	26Eps Sco	2.2910	4250.0	94	22154	No
225	GOM_NL__2PRFIN20060526_183504_000000422048_00056_22154_0253.N1	26-MAY-2006 18:35:04	Tw_i_and_stray	42.000	136	23Tau Sco	2.8220	30000.	84	22154	No
226	GOM_NL__2PRFIN20060526_183803_000000412048_00056_22154_0254.N1	26-MAY-2006 18:38:03	Bright	40.500	97	8Bet1Sco	2.5610	30000.	81	22154	No
227	GOM_NL__2PRFIN20060526_184129_000000362048_00056_22154_0255.N1	26-MAY-2006 18:41:29	Bright	35.500	104	27Bet Lib	2.6140	13100.	71	22154	No
228	GOM_NL__2PRFIN20060526_184308_000000422048_00056_22154_0256.N1	26-MAY-2006 18:43:08	Bright	42.000	120	1Del Oph	2.7340	3200.0	84	22154	No
229	GOM_NL__2PRFIN20060526_184611_000000392048_00056_22154_0257.N1	26-MAY-2006 18:46:11	Bright	38.500	102	24Alp Ser	2.6000	4250.0	77	22154	No
230	GOM_NL__2PRFIN20060526_185213_000000382048_00056_22154_0258.N1	26-MAY-2006 18:52:13	Bright	37.500	67	5Alp CrB	2.2210	11000.	75	22154	No
231	GOM_NL__2PRFIN20060526_190301_000000402048_00056_22154_0259.N1	26-MAY-2006 19:03:01	Bright	40.000	119	14Eta Dra	2.7270	4700.0	80	22154	No
232	GOM_NL__2PRFIN20060526_190520_000000372048_00056_22154_0260.N1	26-MAY-2006 19:05:20	Bright	36.500	60	7Bet UMi	2.0810	3950.0	73	22154	No
233	GOM_NL__2PRFIN20060526_191806_000000362048_00056_22154_0261.N1	26-MAY-2006 19:18:06	Bright	36.000	76	27Gam Cas	2.3000	30000.	72	22154	No
234	GOM_NL__2PRFIN20060526_192537_000000402048_00056_22154_0262.N1	26-MAY-2006 19:25:37	Bright	39.500	53	43Bet And	2.0480	3300.0	79	22154	No
235	GOM_NL__2PRFIN20060526_192812_000000472048_00056_22154_0263.N1	26-MAY-2006 19:28:12	Tw_i_and_stray	46.500	58	21Alp And	2.0730	11000.	93	22154	No
236	GOM_NL__2PRFIN20060526_193248_000000482048_00056_22154_0264.N1	26-MAY-2006 19:32:48	Dark	47.500	140	88Gam Peg	2.8340	26000.	95	22154	No
237	GOM_NL__2PRFIN20060526_194140_000000432048_00056_22154_0265.N1	26-MAY-2006 19:41:40	Dark	43.000	52	16Bet Cet	2.0370	4500.0	86	22154	No
238	GOM_NL__2PRFIN20060526_195321_000000602048_00057_22155_0246.N1	26-MAY-2006 19:53:21	Dark	59.500	63	Bet Gru	2.1500	2800.0	119	22155	No
239	GOM_NL__2PRFIN20060526_195506_000000442048_00057_22155_0247.N1	26-MAY-2006 19:55:06	Dark	44.000	31	Alp Gru	1.7340	15200.	88	22155	No
240	GOM_NL__2PRFIN20060526_200021_000000412048_00057_22155_0248.N1	26-MAY-2006 20:00:21	Dark	41.000	45	Alp Pav	1.9400	26000.	82	22155	No
241	GOM_NL__2PRFIN20060526_200656_000000402048_00057_22155_0249.N1	26-MAY-2006 20:06:56	Straylight	39.500	141	Bet Ara	2.8400	4600.0	79	22155	No
242	GOM_NL__2PRFIN20060526_200947_000000492048_00057_22155_0250.N1	26-MAY-2006 20:09:47	Straylight	48.500	40	The Sco	1.8590	7100.0	97	22155	No
243	GOM_NL__2PRFIN20060526_201136_000000492048_00057_22155_0251.N1	26-MAY-2006 20:11:36	Straylight	48.500	25	35Lam Sco	1.6200	28000.	97	22155	No
244	GOM_NL__2PRFIN20060526_201333_000000482048_00057_22155_0252.N1	26-MAY-2006 20:13:33	Tw_i_and_stray	47.500	75	26Eps Sco	2.2910	4250.0	95	22155	No
245	GOM_NL__2PRFIN20060526_201540_000000432048_00057_22155_0253.N1	26-MAY-2006 20:15:40	Tw_i_and_stray	43.000	136	23Tau Sco	2.8220	30000.	86	22155	No
246	GOM_NL__2PRFIN20060526_201839_000000392048_00057_22155_0254.N1	26-MAY-2006 20:18:39	Bright	38.500	97	8Bet1Sco	2.5610	30000.	77	22155	No
247	GOM_NL__2PRFIN20060526_202206_000000352048_00057_22155_0255.N1	26-MAY-2006 20:22:06	Bright	35.000	104	27Bet Lib	2.6140	13100.	70	22155	No
248	GOM_NL__2PRFIN20060526_202344_000000422048_00057_22155_0256.N1	26-MAY-2006 20:23:44	Bright	42.000	120	1Del Oph	2.7340	3200.0	84	22155	No
249	GOM_NL__2PRFIN20060526_202646_000000382048_00057_22155_0257.N1	26-MAY-2006 20:26:46	Bright	38.000	102	24Alp Ser	2.6000	4250.0	76	22155	No
250	GOM_NL__2PRFIN20060526_203249_000000392048_00057_22155_0258.N1	26-MAY-2006 20:32:49	Bright	38.500	67	5Alp CrB	2.2210	11000.	77	22155	No
251	GOM_NL__2PRFIN20060526_204336_000000412048_00057_22155_0259.N1	26-MAY-2006 20:43:36	Bright	41.000	119	14Eta Dra	2.7270	4700.0	82	22155	No
252	GOM_NL__2PRFIN20060526_204556_000000382048_00057_22155_0260.N1	26-MAY-2006 20:45:56	Bright	37.500	60	7Bet UMi	2.0810	3950.0	75	22155	No
253	GOM_NL__2PRFIN20060526_205842_000000542048_00057_22155_0261.N1	26-MAY-2006 20:58:42	Bright	54.000	76	27Gam Cas	2.3000	30000.	108	22155	No
254	GOM_NL__2PRFIN20060526_210613_000000402048_00057_22155_0262.N1	26-MAY-2006 21:06:13	Bright	39.500	53	43Bet And	2.0480	3300.0	79	22155	No
255	GOM_NL__2PRFIN20060526_210848_000000522048_00057_22155_0263.N1	26-MAY-2006 21:08:48	Tw_i_and_stray	51.500	58	21Alp And	2.0730	11000.	103	22155	No
256	GOM_NL__2PRFIN20060526_211325_000000482048_00057_22155_0264.N1	26-MAY-2006 21:13:25	Dark	47.500	140	88Gam Peg	2.8340	26000.	95	22155	No
257	GOM_NL__2PRFIN20060526_212217_000000462048_00057_22155_0265.N1	26-MAY-2006 21:22:17	Dark	46.000	52	16Bet Cet	2.0370	4500.0	92	22155	No
258	GOM_NL__2PRFIN20060526_213358_000000602048_00058_22156_0266.N1	26-MAY-2006 21:33:58	Dark	60.000	63	Bet Gru	2.1500	2800.0	120	22156	No
259	GOM_NL__2PRFIN20060526_213543_000000452048_00058_22156_0267.N1	26-MAY-2006 21:35:43	Dark	44.500	31	Alp Gru	1.7340	15200.	89	22156	No
260	GOM_NL__2PRFIN20060526_214058_000000432048_00058_22156_0268.N1	26-MAY-2006 21:40:58	Dark	42.500	45	Alp Pav	1.9400	26000.	85	22156	No
261	GOM_NL__2PRFIN20060526_214732_000000412048_00058_22156_0269.N1	26-MAY-2006 21:47:32	Straylight	41.000	141	Bet Ara	2.8400	4600.0	82	22156	No
262	GOM_NL__2PRFIN20060526_215023_000000452048_00058_22156_0270.N1	26-MAY-2006 21:50:23	Straylight	45.000	40	The Sco	1.8590	7100.0	90	22156	No
263	GOM_NL__2PRFIN20060526_215213_000000492048_00058_22156_0271.N1	26-MAY-2006 21:52:13	Straylight	48.500	25	35Lam Sco	1.6200	28000.	97	22156	No
264	GOM_NL__2PRFIN20060526_215409_000000472048_00058_22156_0272.N1	26-MAY-2006 21:54:09	Tw_i_and_stray	47.000	75	26Eps Sco	2.2910	4250.0	94	22156	No
265	GOM_NL__2PRFIN20060526_215616_000000422048_00058_22156_0273.N1	26-MAY-2006 21:56:16	Tw_i_and_stray	41.500	136	23Tau Sco	2.8220	30000.	83	22156	No
266	GOM_NL__2PRFIN20060526_215915_000000392048_00058_22156_0274.N1	26-MAY-2006 21:59:15	Bright	39.000	97	8Bet1Sco	2.5610	30000.	78	22156	No
267	GOM_NL__2PRFIN20060526_220241_000000362048_00058_22156_0275.N1	26-MAY-2006 22:02:41	Bright	35.500	104	27Bet Lib	2.6140	13100.	71	22156	No
268	GOM_NL__2PRFIN20060526_220420_000000422048_00058_22156_0276.N1	26-MAY-2006 22:04:20	Bright	41.500	120	1Del Oph	2.7340	3200.0	83	22156	No
269	GOM_NL__2PRFIN20060526_220722_000000382048_00058_22156_0277.N1	26-MAY-2006 22:07:22	Bright	38.000	102	24Alp Ser	2.6000	4250.0	76	22156	No
270	GOM_NL__2PRFIN20060526_221325_000000372048_00058_22156_0278.N1	26-MAY-2006 22:13:25	Bright	37.000	67	5Alp CrB	2.2210	11000.	74	22156	No
271	GOM_NL__2PRFIN20060526_222412_000000392048_00058_22156_0279.N1	26-MAY-2006 22:24:12	Bright	39.000	119	14Eta Dra	2.7270	4700.0	78	22156	No
272	GOM_NL__2PRFIN20060526_222632_000000392048_00058_22156_0280.N1	26-MAY-2006 22:26:32	Bright	38.500	60	7Bet UMi	2.0810	3950.0	77	22156	No
273	GOM_NL__2PRFIN20060526_223918_000000542048_00058_22156_0281.N1	26-MAY-2006 22:39:18	Bright	54.000	76	27Gam Cas	2.3000	30000.	108	22156	No
274	GOM_NL__2PRFIN20060526_224649_000000402048_00058_22156_0282.N1	26-MAY-2006 22:46:49	Bright	39.500	53	43Bet And	2.0480	3300.0	79	22156	No
275	GOM_NL__2PRFIN20060526_224924_000000492048_00058_22156_0283.N1	26-MAY-2006 22:49:24	Tw_i_and_stray	48.500	58	21Alp And	2.0730	11000.	97	22156	No
276	GOM_NL__2PRFIN20060526_225401_000000462048_00058_22156_0284.N1	26-MAY-2006 22:54:01	Dark	45.500	140	88Gam Peg	2.8340	26000.	91	22156	No
277	GOM_NL__2PRFIN20060526_230253_000000452048_00058_22156_0285.N1	26-MAY-2006 23:02:53	Dark	44.500	52	16Bet Cet	2.0370	4500.0	89	22156	No
278	GOM_NL__2PRFIN20060526_231434_000000602048_00059_22157_0266.N1	26-MAY-2006 23:14:34	Dark	60.000	63	Bet Gru	2.1500	2800.0	120	22157	No

279	GOM_NL__2PRFIN20060526_231620_000000442048_00059_22157_0267.N1	26-MAY-2006 23:16:20	Dark	44.000	31	Alp Gru	1.7340	15200.	88	22157	No
280	GOM_NL__2PRFIN20060526_232135_000000412048_00059_22157_0268.N1	26-MAY-2006 23:21:35	Dark	41.000	45	Alp Pav	1.9400	26000.	82	22157	No
281	GOM_NL__2PRFIN20060526_232809_000000432048_00059_22157_0269.N1	26-MAY-2006 23:28:09	Straylight	43.000	141	Bet Ara	2.8400	4600.0	86	22157	No
282	GOM_NL__2PRFIN20060526_233059_000000462048_00059_22157_0270.N1	26-MAY-2006 23:30:59	Straylight	46.000	40	The Sco	1.8590	7100.0	92	22157	No
283	GOM_NL__2PRFIN20060526_233249_000000482048_00059_22157_0271.N1	26-MAY-2006 23:32:49	Straylight	48.000	25	35Lam Sco	1.6200	28000.	96	22157	No
284	GOM_NL__2PRFIN20060526_233445_000000462048_00059_22157_0272.N1	26-MAY-2006 23:34:45	Twilight_stray	45.500	75	26Eps Sco	2.2910	4250.0	91	22157	No
285	GOM_NL__2PRFIN20060526_233652_000000432048_00059_22157_0273.N1	26-MAY-2006 23:36:52	Twilight_stray	42.500	136	23Tau Sco	2.8220	30000.	85	22157	No
286	GOM_NL__2PRFIN20060526_233951_000000392048_00059_22157_0274.N1	26-MAY-2006 23:39:51	Bright	38.500	97	8Bet1Sco	2.5610	30000.	77	22157	No
287	GOM_NL__2PRFIN20060526_234317_000000362048_00059_22157_0275.N1	26-MAY-2006 23:43:17	Bright	35.500	104	27Bet Lib	2.6140	13100.	71	22157	No
288	GOM_NL__2PRFIN20060526_234455_000000422048_00059_22157_0276.N1	26-MAY-2006 23:44:55	Bright	41.500	120	1Del Oph	2.7340	3200.0	83	22157	No
289	GOM_NL__2PRFIN20060526_234758_000000392048_00059_22157_0277.N1	26-MAY-2006 23:47:58	Bright	38.500	102	24Alp Ser	2.6000	4250.0	77	22157	No
290	GOM_NL__2PRFIN20060526_235400_000000372048_00059_22157_0278.N1	26-MAY-2006 23:54:00	Bright	37.000	67	5Alp CrB	2.2210	11000.	74	22157	No

3. Quality information per product

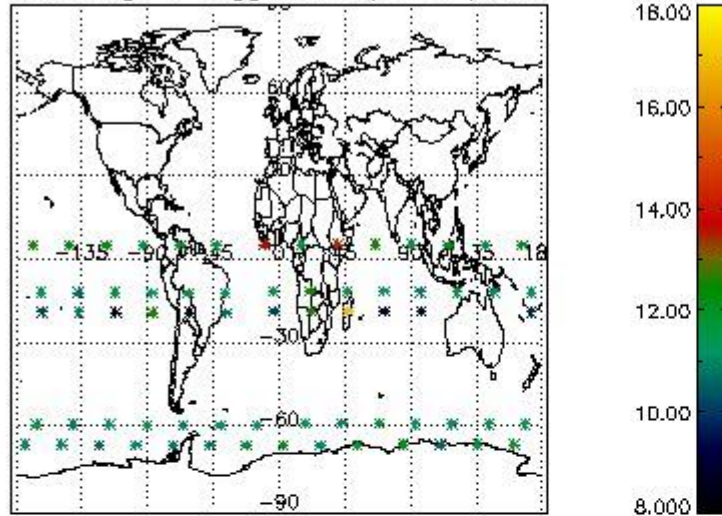
In this section it is plotted some information contained in the Quality Summary data set of the level 2 products. Only products in dark limb conditions and without errors (error flag in the MPH set to "0") are used.

3.1 Plot quality information per product (time dependant)

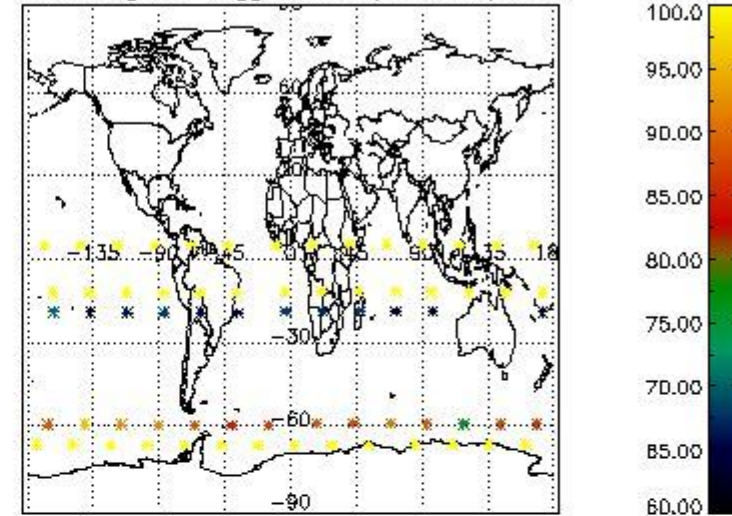


3.2 Plot quality information per product (world map)

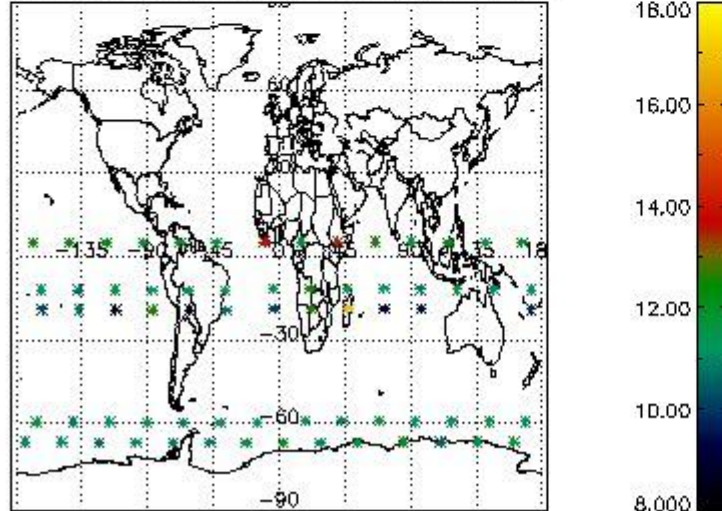
Percentage of flagged data per O3 profile



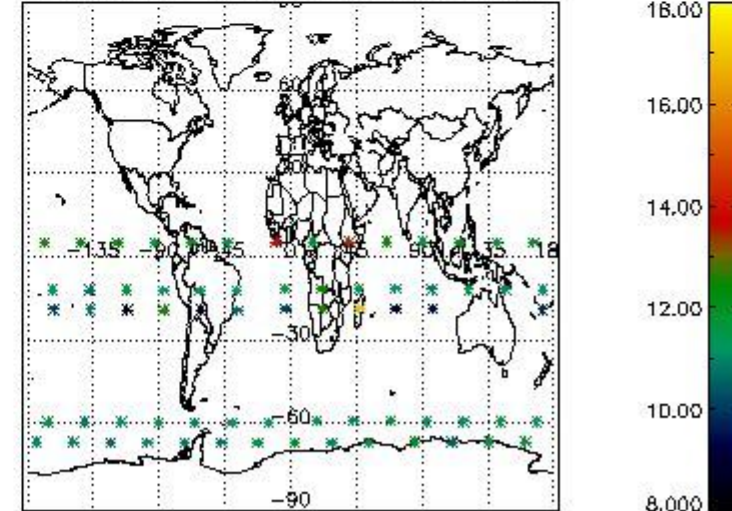
Percentage of flagged data per H2O profile



Percentage of flagged data per NO2 profile



Percentage of flagged data per NO3 profile

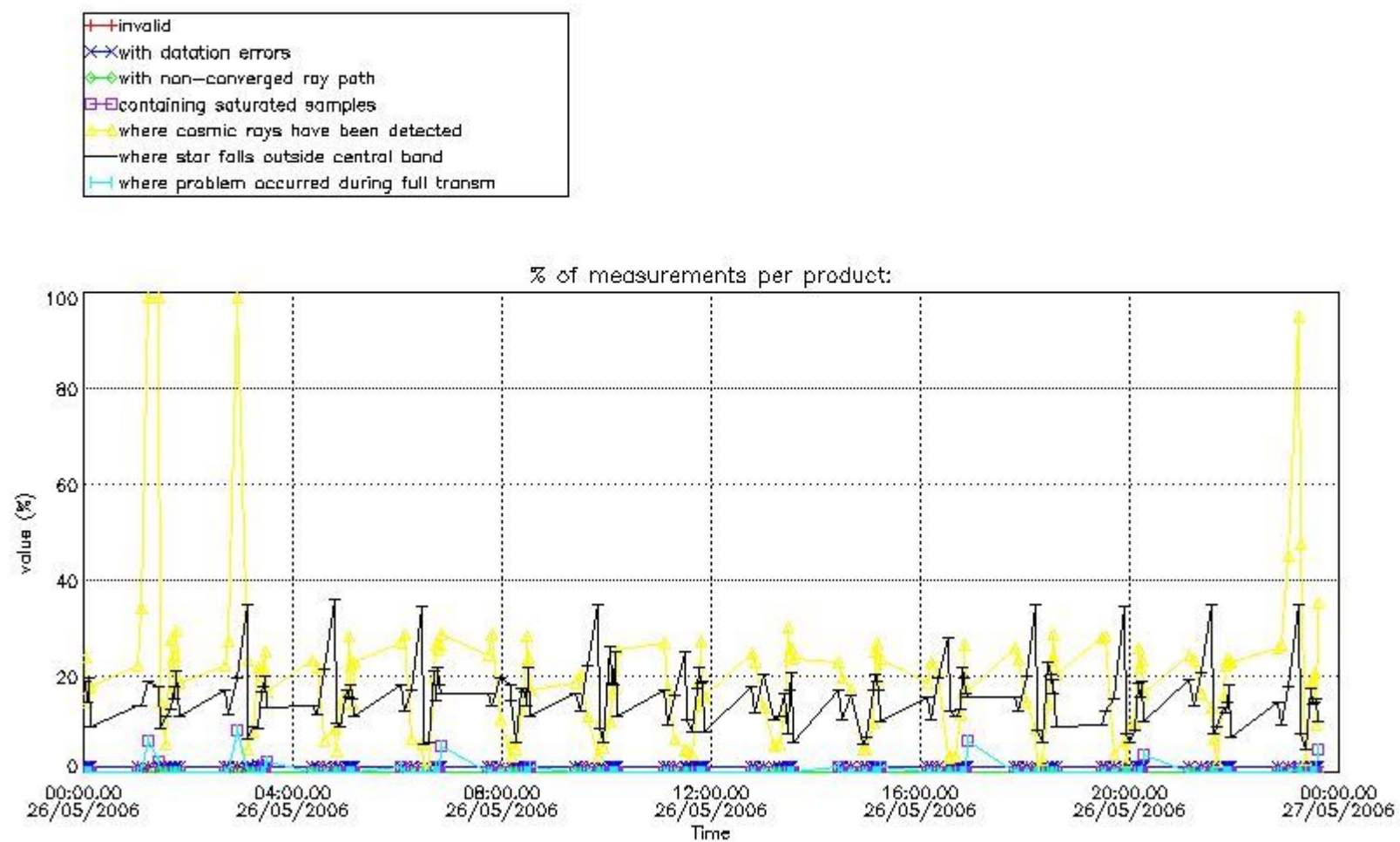


4. Level 1 quality information per product

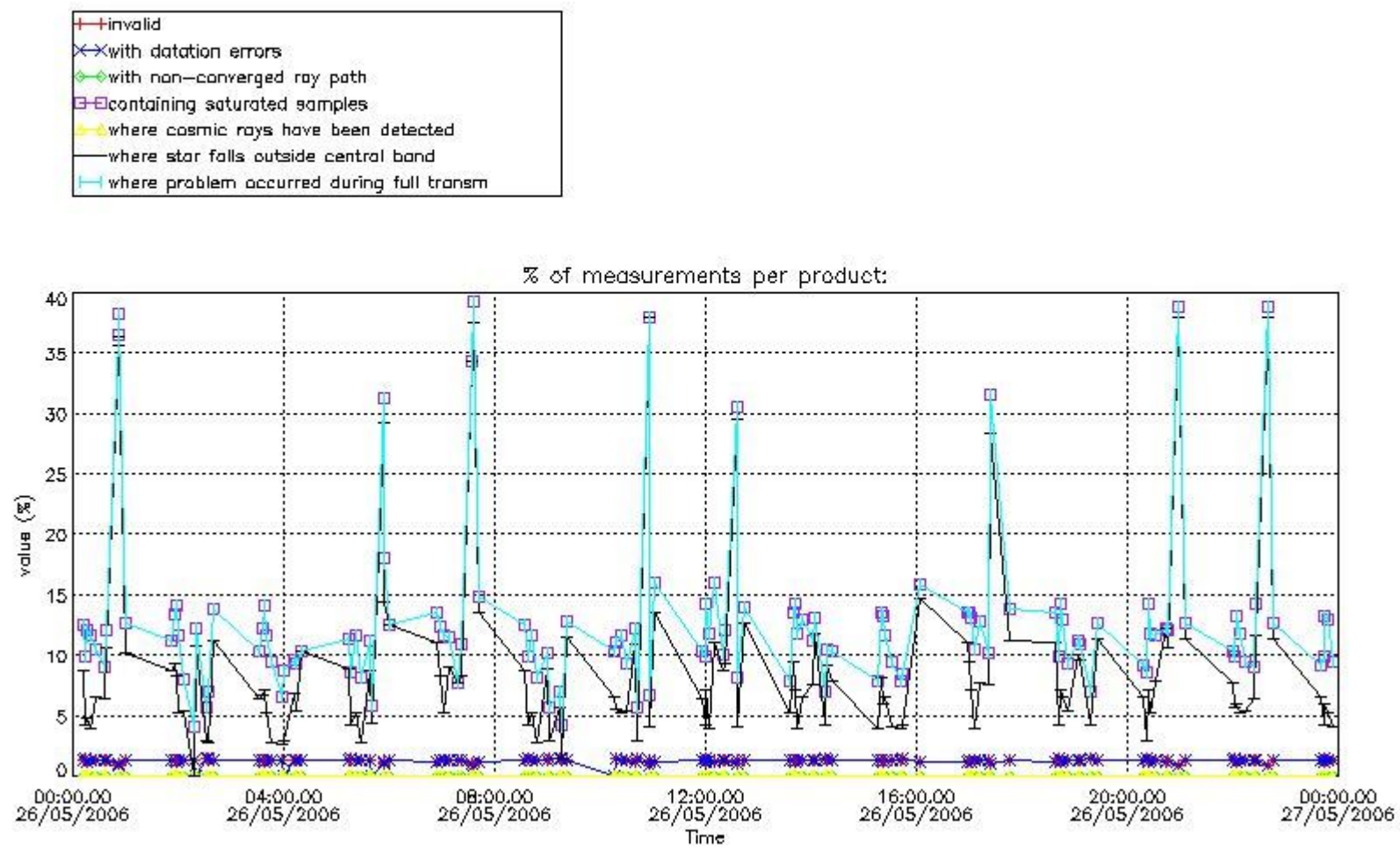
In this section it is plotted some information contained in the Quality Summary data set of the level 2 products that comes from the level 1b processing. Products without errors (error flag in the MPH set to "0") are used.

4.1 Plot quality information per product (time dependant) coming from level 1b processing

4.1.1 Plot level 1 quality information per product (time dependant): ENVISAT ASCENDING passes

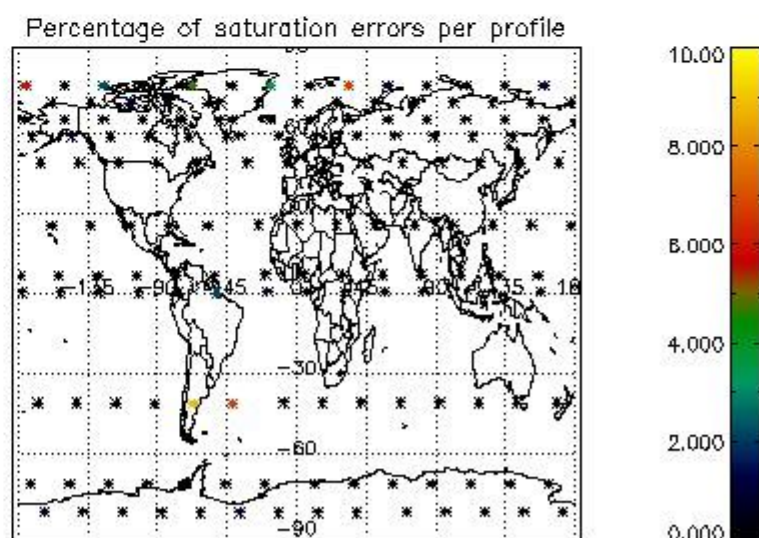
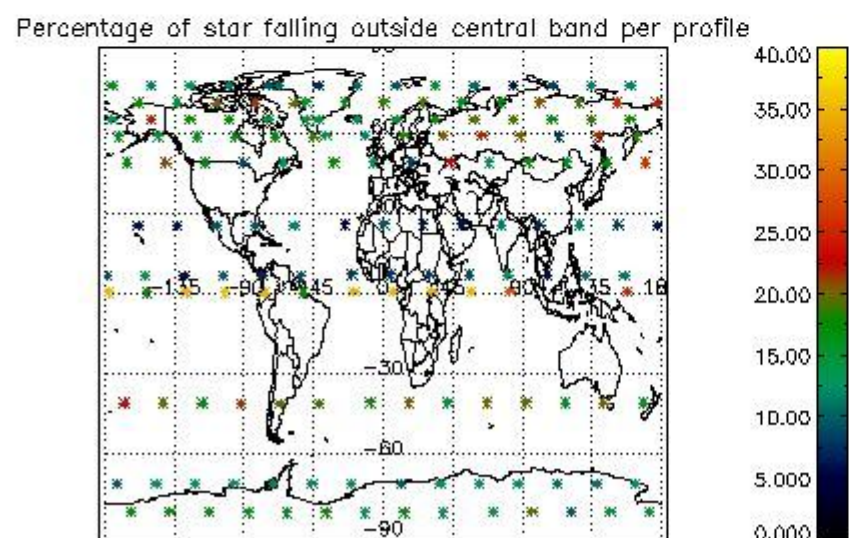
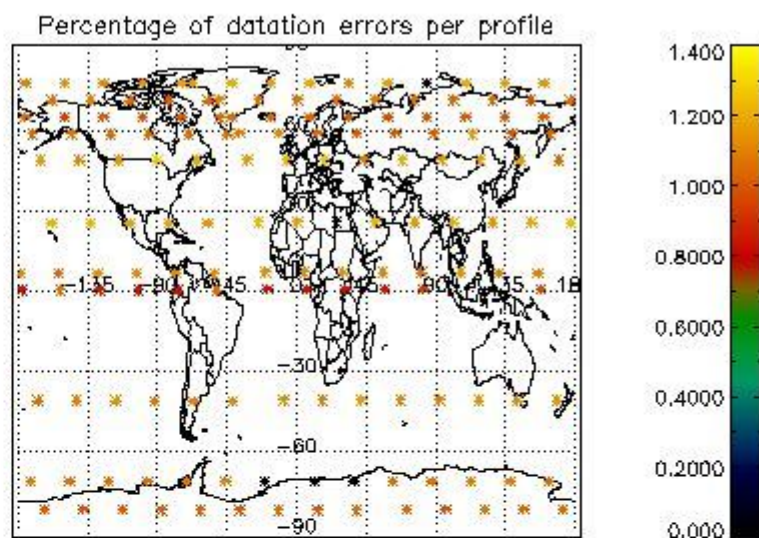
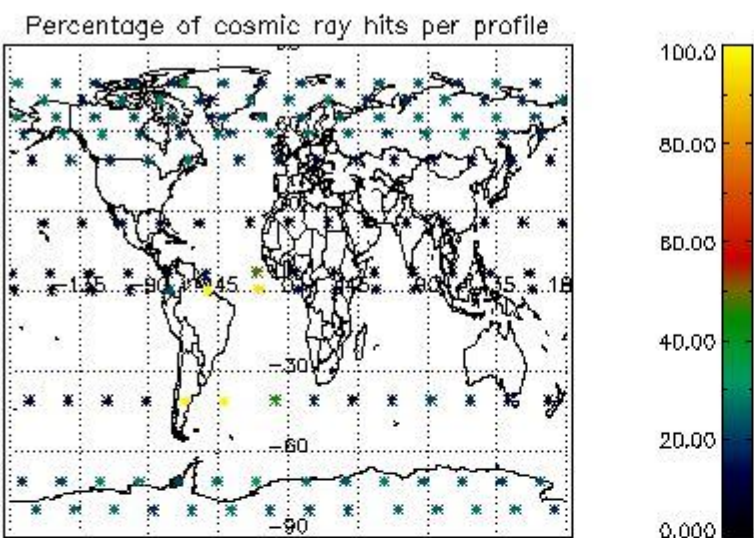


4.1.2 Plot level 1 quality information per product (time dependant): ENVI SAT DESCENDING passes



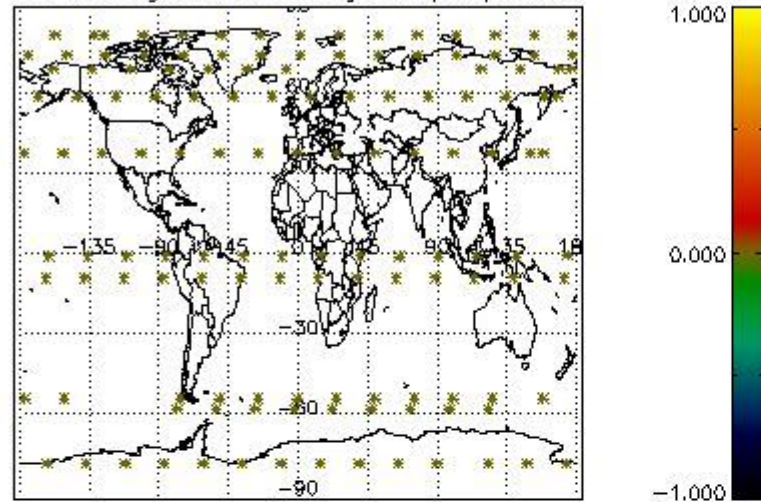
4.2 Plot quality information per product coming from level 1b processing (world map)

4.2.1 Plot level 1 quality information per product (world map): ENVISAT ASCENDING passes

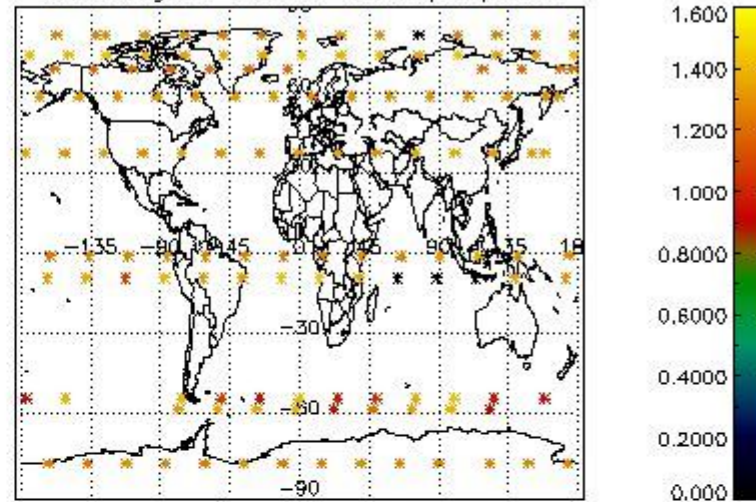


4.2.2 Plot level 1 quality information per product (world map): ENVISAT DESCENDING passes

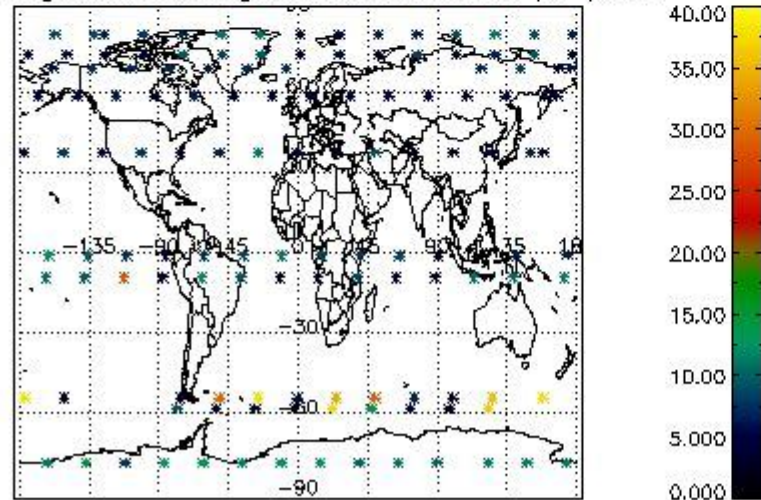
Percentage of cosmic ray hits per profile



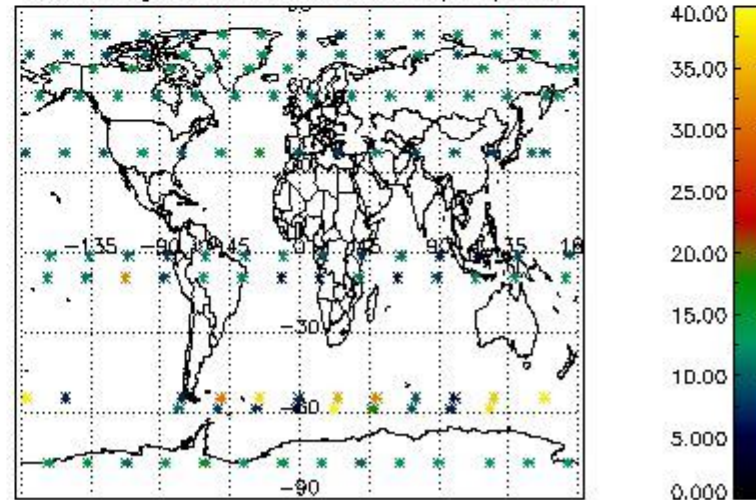
Percentage of datation errors per profile



Percentage of star falling outside central band per profile



Percentage of saturation errors per profile



5. Trace gas profiles

5.1 Ozone statistics based on quality of products

The final quality of the products can be "measured" using the STD (Standard Deviation) attached to every point profile. This information is written to the parameter GOM_NL__2P/NL_LOCAL_SPECIES_DENSITY/o3_std of the level 2 products. The table below shows the statistics for given STD ranges.

The statistics are given with respect to the overall valid production:

- Products without fatal errors: GOM_NL__2P/MPH/PRODUCT_ERR=0
- Valid point profile: GOM_NL__2P/NL_LOCAL_SPECIES_DENSITY/pcd(0)=0

The 'Criteria' is applied to valid points of dark limb products:

- Products in dark limb illumination condition: GOM_NL__2P/NL_SUMMARY_QUALITY/obs_ill_cond=0
- Products without fatal errors: GOM_NL__2P/MPH/PRODUCT_ERR=0
- Valid point profile: GOM_NL__2P/NL_LOCAL_SPECIES_DENSITY/pcd(0)=0

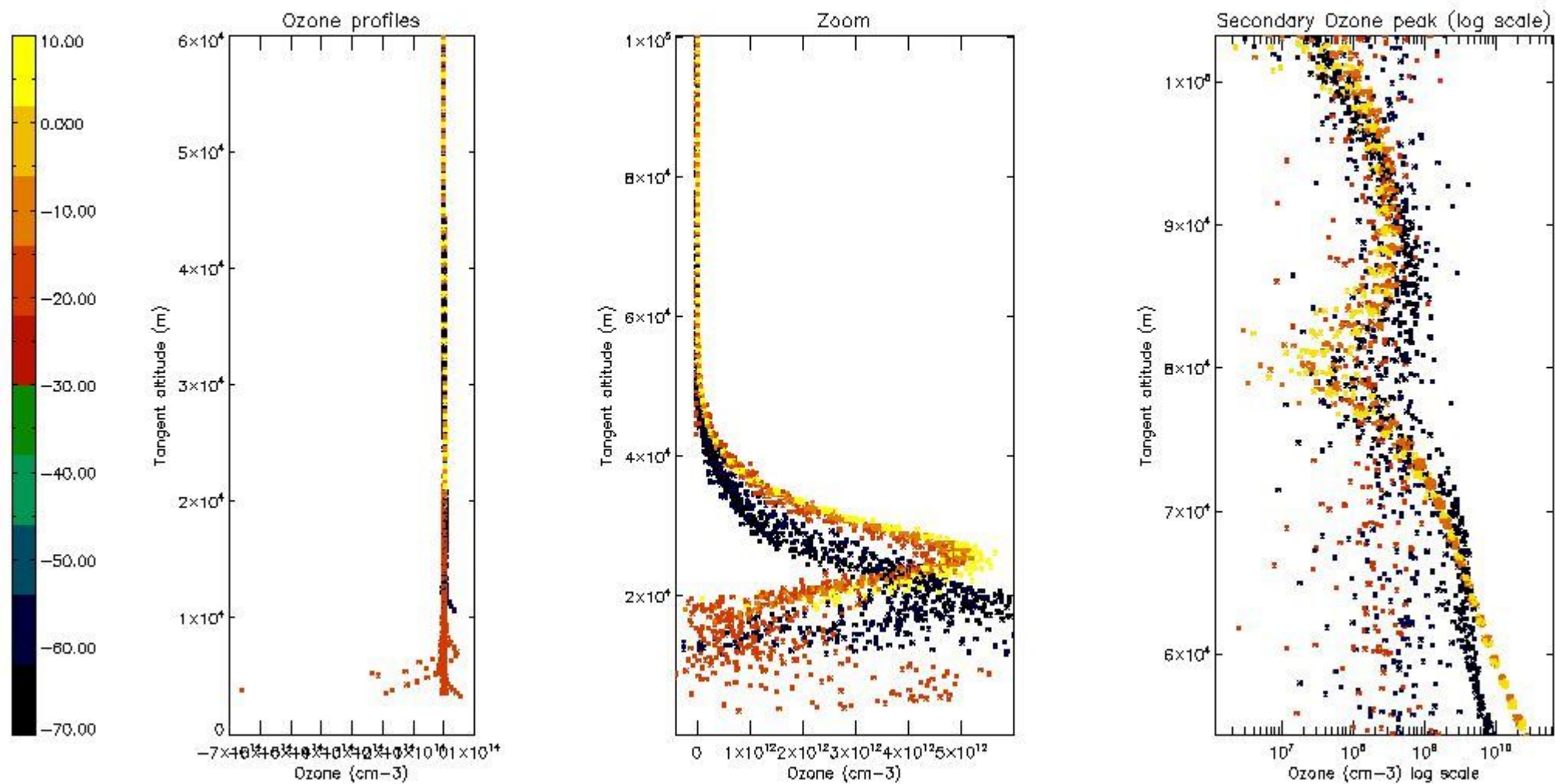
So, the table below shows the percentage of dark limb and valid observations for each criteria with respect to the overall valid daily observations.

Criteria	% of total production
All STD	26
STD < 20	14

STD < 10	11
STD < 5	8

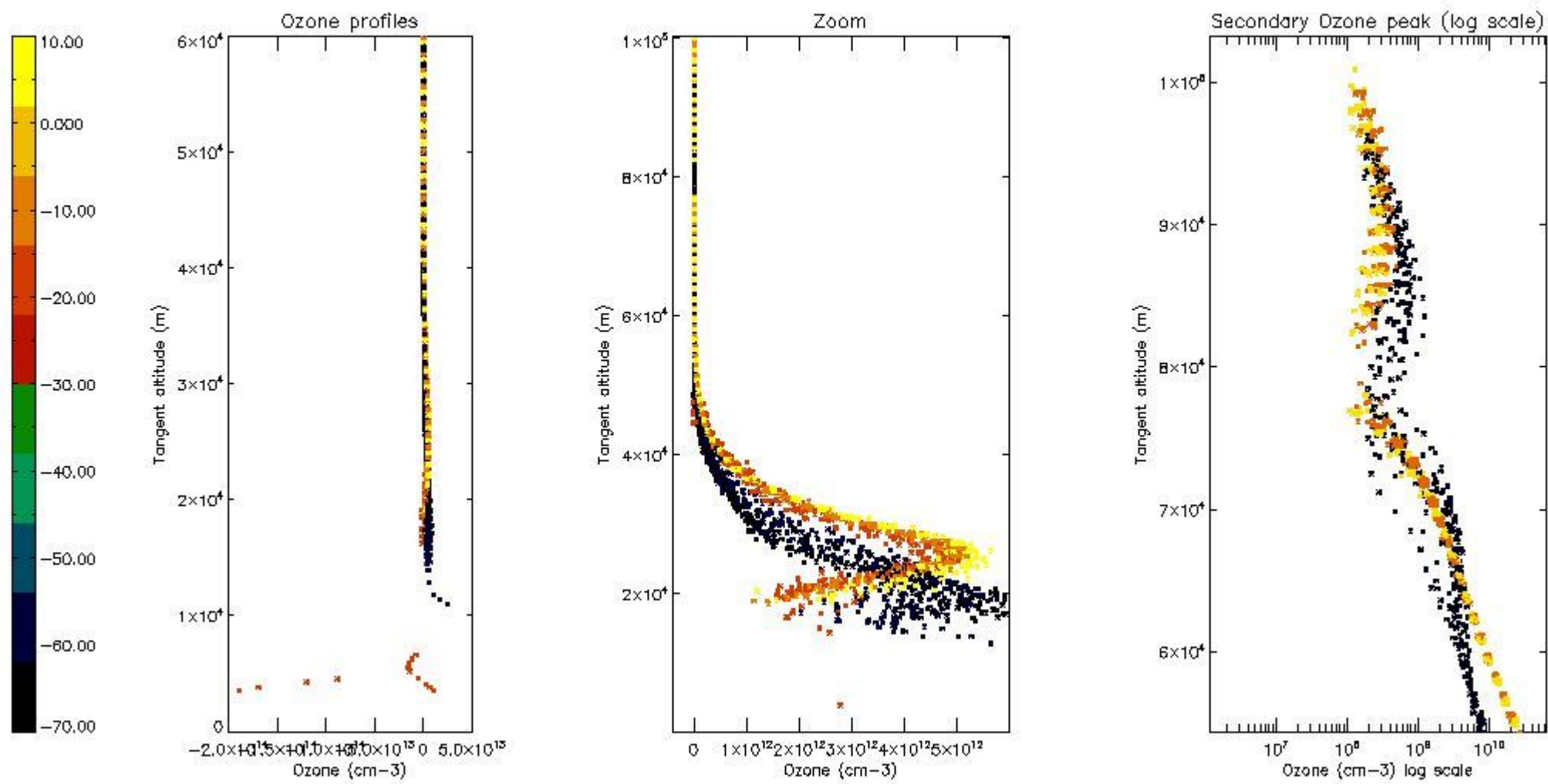
5.2 Plot ozone profiles for all STD (dark without errors)

The colorbar represents the latitude.



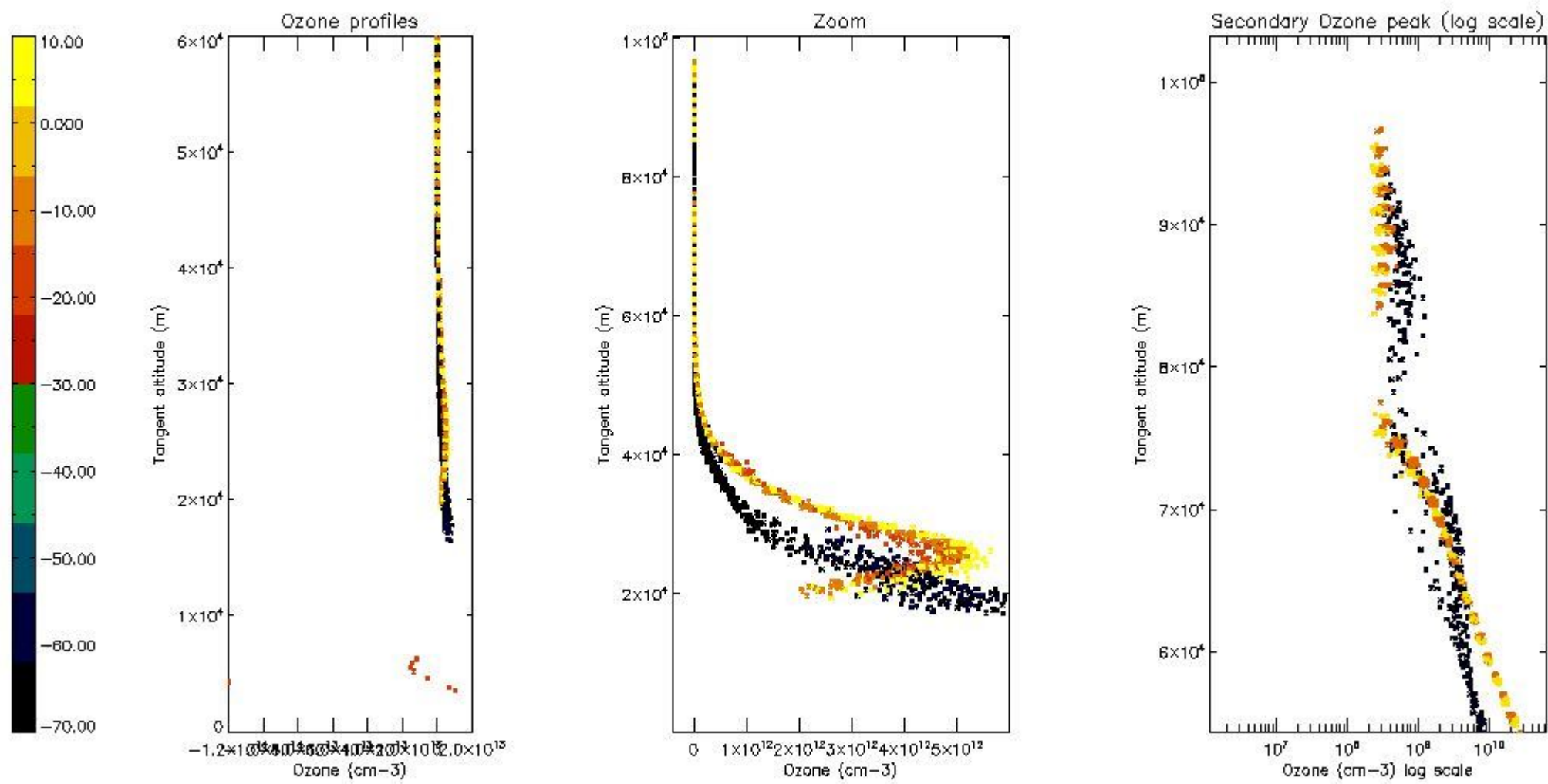
5.3 Plot ozone profiles where STD < 20% (dark without errors)

The colorbar represents the latitude.



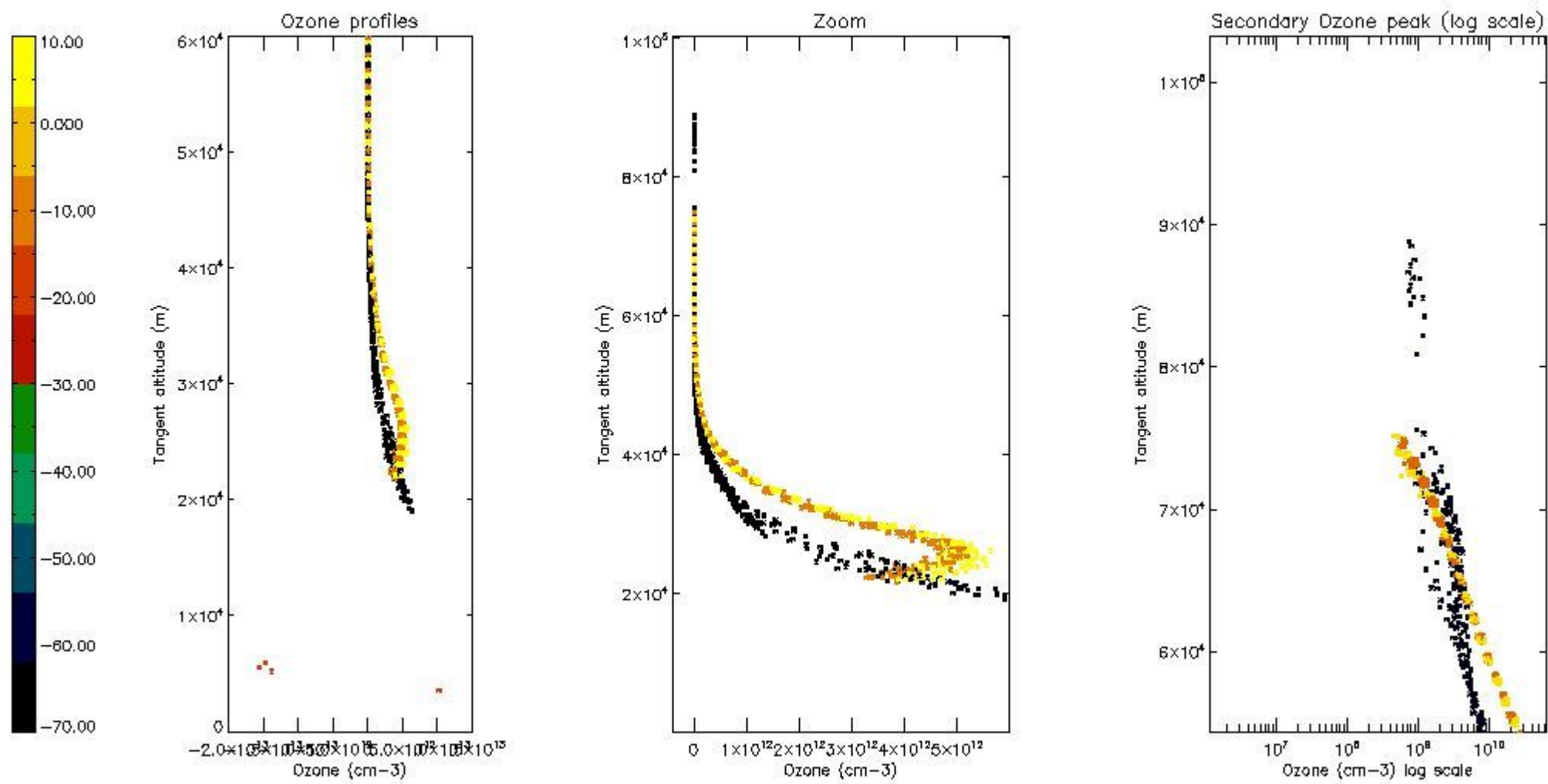
5.4 Plot ozone profiles where STD < 10% (dark without errors)

The colorbar represents the latitude.



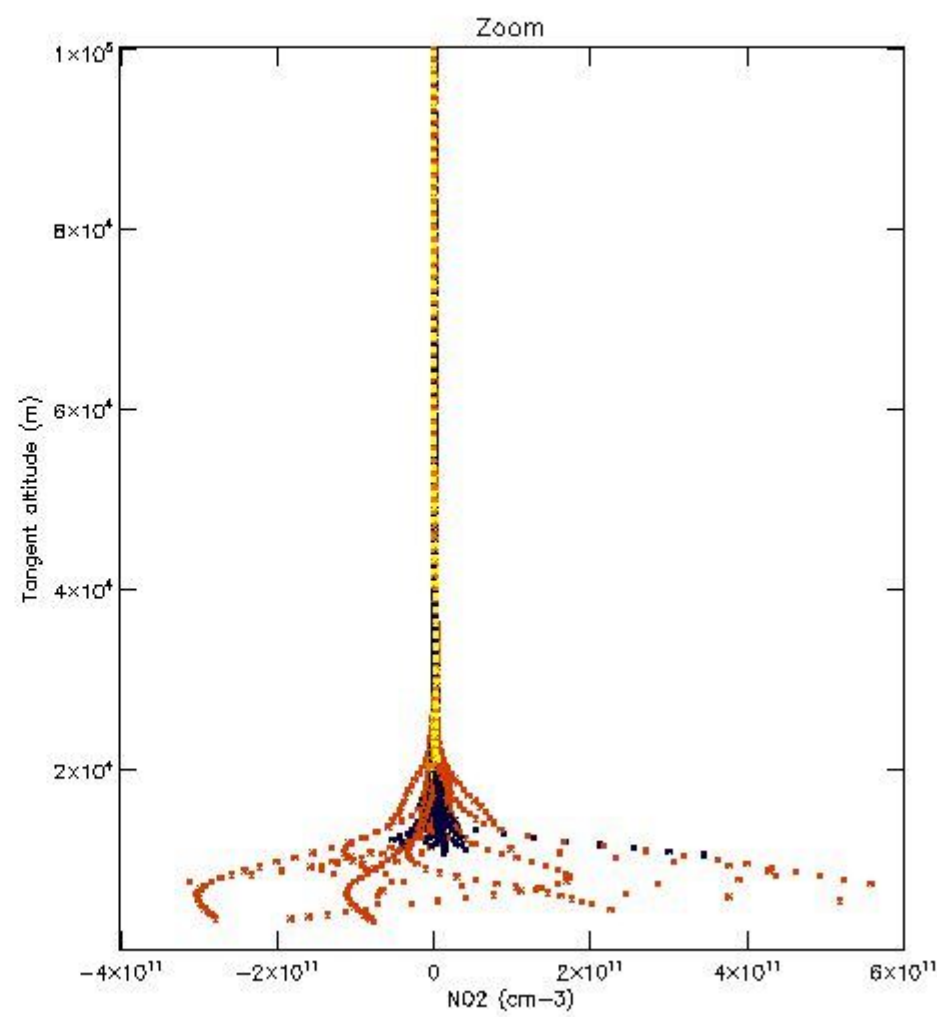
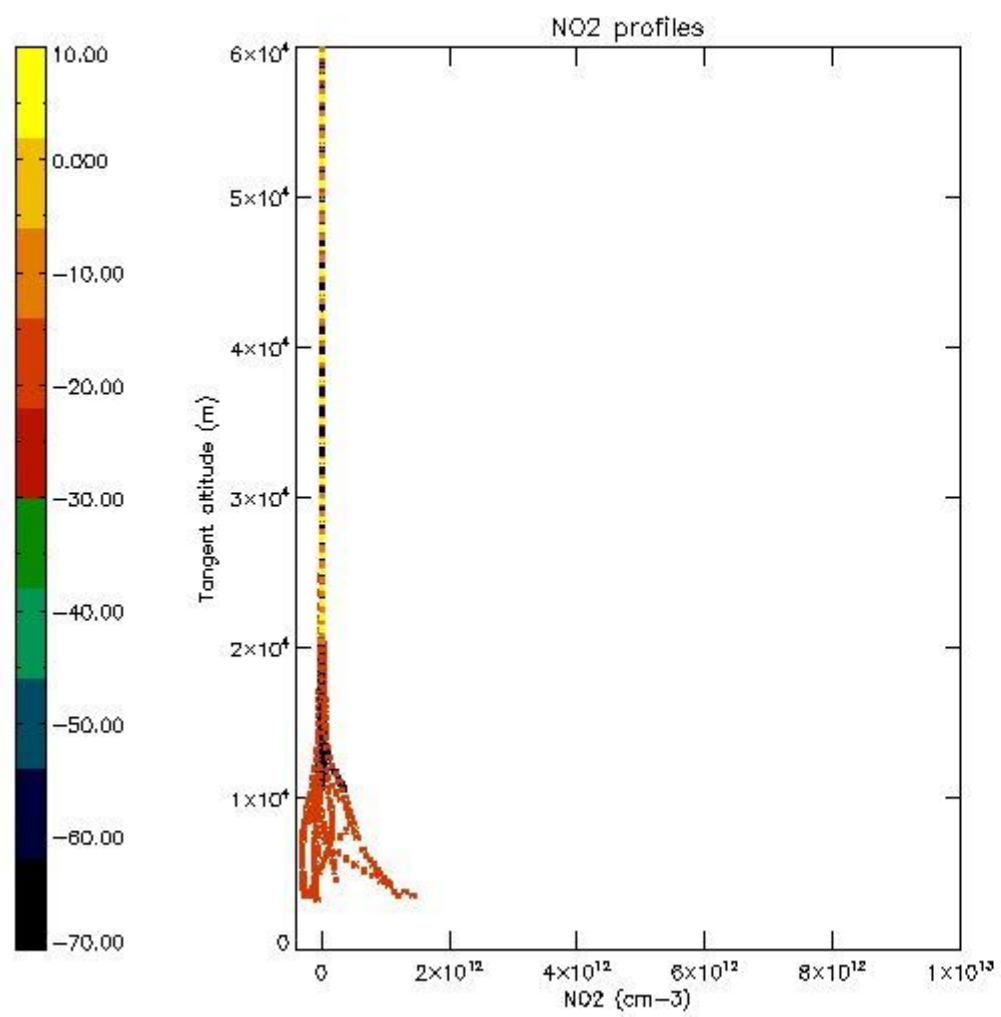
5.5 Plot ozone profiles where STD < 5% (dark without errors)

The colorbar represents the latitude.



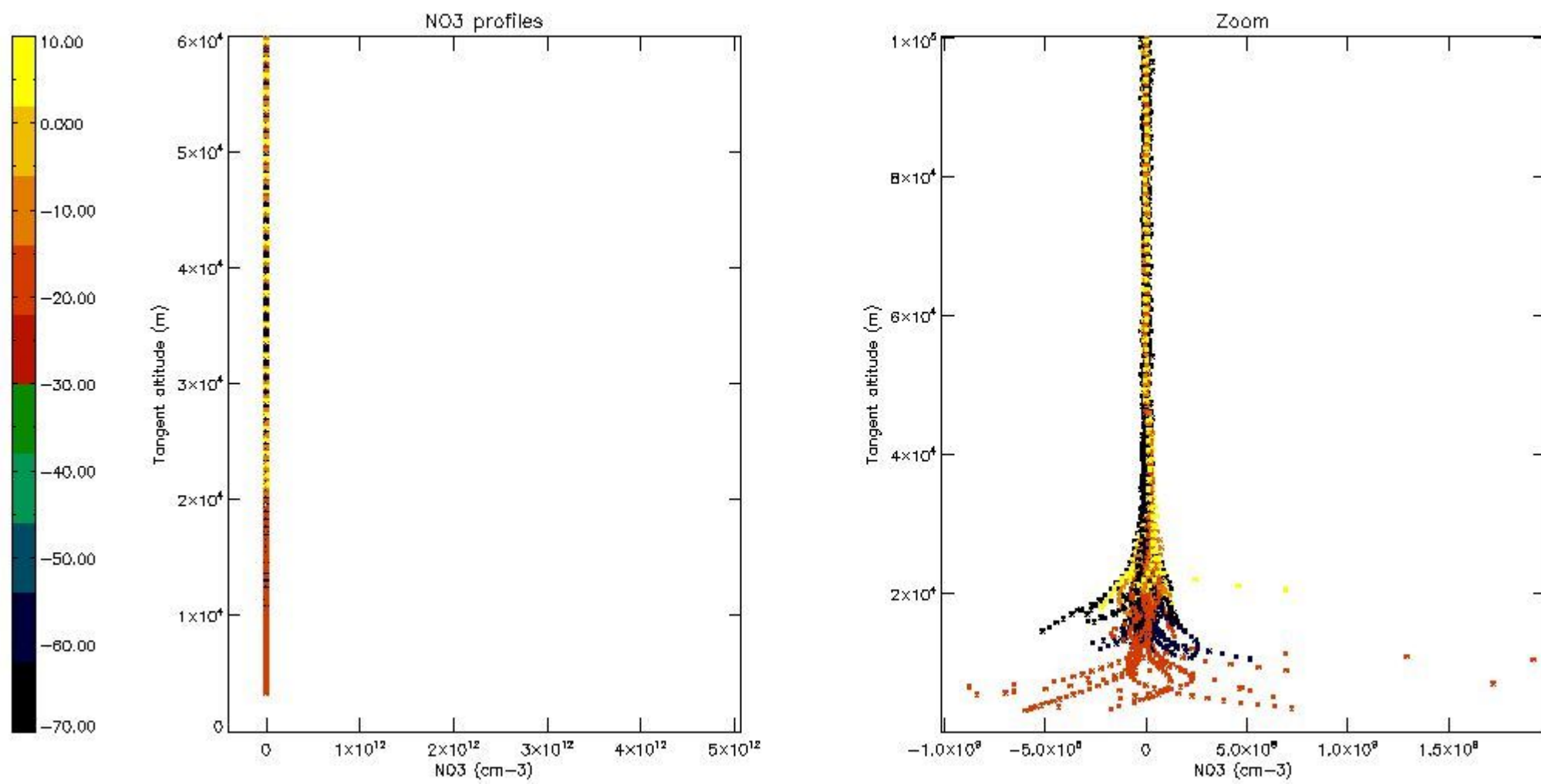
5.6 Plot NO₂ profiles for all STD (dark without errors)

The colorbar represents the latitude.



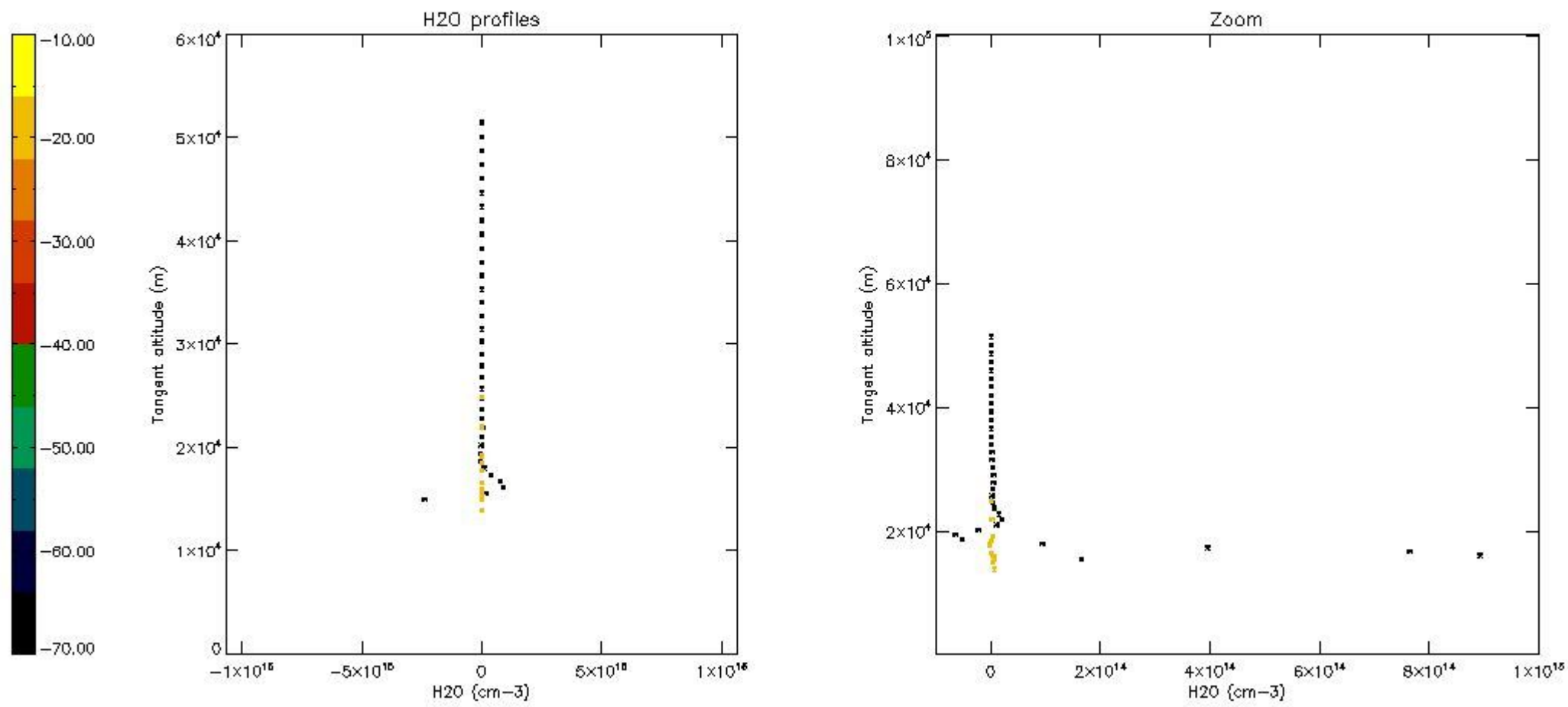
5.7 Plot NO3 profiles for all STD (dark without errors)

The colorbar represents the latitude.



5.8 Plot H2O profiles for all STD (only for occultations of stars 1,2,3,4,13,14,16,26,63 dark without errors)

The colorbar represents the latitude.



6. Auxiliary Data Files used for the production reported in section 2

The number reported in the third column indicates since which file (see list in section 2) the corresponding auxiliary file has been used. The fourth column is the date of those product files.

Type	Auxiliary Filename	Used since product	Used since product date
INST_PHYS_CHARACTERISTICS	GOM_INS_AXVIEC20091111_143220_20030716_120000_20500101_000000	1	26-MAY-2006 00:02:29
LEVEL-2_PROC_CONFIG	GOM_PR2_AXVIEC20091111_152718_20020301_000000_20500101_000000	1	26-MAY-2006 00:02:29
CROSS_SECTIONS_FILE	GOM_CRS_AXVIEC20091111_154832_20020301_000000_20500101_000000	1	26-MAY-2006 00:02:29

GOMOS Level 2 Daily Report

SUMMARY

[1. General Info](#)

[2. Summary of processed GOM_NL_2P products](#)

[3. Level 2 Quality information per product](#)

[3.1 Plot of level 2 quality information per product \(time dependant\)](#)

[3.2 Plot of level 2 quality information per product \(world map\)](#)

[4. Level 1 Quality information per product \(stored on level 2 products\)](#)

[4.1 Plot of level 1 quality information per product \(time dependant\)](#)

[4.1.1 Plot of level 1 quality information per product \(time dependant\): ASCENDING](#)

[4.1.2 Plot of level 1 quality information per product \(time dependant\): DESCENDING](#)

[4.2 Plot of level 1 quality information per product \(world map\)](#)

[4.2.1 Plot of level 1 quality information per product \(world map\): ASCENDING](#)

[4.2.2 Plot of level 1 quality information per product \(world map\): DESCENDING](#)

[5. Ozone profiles based on quality statistics and other trace gas profiles](#)

[5.1 Ozone statistics based on quality of products](#)

[5.2 Plot ozone profiles for all STD \(dark without errors\)](#)

[5.3 Plot ozone profiles where STD < 20% \(dark without errors\)](#)

[5.4. Plot ozone profiles where STD < 10% \(dark without errors\)](#)

[5.5. Plot ozone profiles where STD < 5% \(dark without errors\)](#)

[5.6 Plot NO2 profiles for all STD \(dark without errors\)](#)

[5.7 Plot NO3 profiles for all STD \(dark without errors\)](#)

[5.8 Plot H2O profiles \(only for occultations of stars 1,2,3,4,13,14,16,26,63 dark without errors\) for all STD](#)

[6. Auxiliary Data Files used for the production reported in section 2](#)

This report presents the daily analysis on parameters extracted from GOMOS level 2 data (GOM_NL__2P). It is intended to monitor some important parameters that will impact the quality of these products. A list of level 2 products (and content) that have arrived during the reporting day to the PCF is also given.

Item	Value
Time of report generation	23APR2013 22:25:57
Data source version	GOMOS/6.01
Start time of products	26-05-2006 (26MAY2006 00:00:00)
Stop time of products	27-05-2006 (27MAY2006 00:00:00)
Store outputs in DB	Yes
Nb of level 2 prods	290
Nb of prods with errors	0

2. Summary of processed GOM_NL__2P products.

Nr	Filename	UTC Start time	Limb	Duration	Star Id	Star Name	Star Mag	Star Temp	Nb Meas	Orbit	Prod. error
1	GOM_NL__2PRFIN20060526_000229_000000482048_00045_22143_0229.N1	26-MAY-2006 00:02:29	Straylight	48.000	40	The Sco	1.8590	7100.0	96	22143	No
2	GOM_NL__2PRFIN20060526_000419_000000492048_00045_22143_0230.N1	26-MAY-2006 00:04:19	Straylight	48.500	25	35Lam Sco	1.6200	28000.	97	22143	No
3	GOM_NL__2PRFIN20060526_000617_000000492048_00045_22143_0231.N1	26-MAY-2006 00:06:17	Twilight_stray	48.500	75	26Eps Sco	2.2910	4250.0	97	22143	No
4	GOM_NL__2PRFIN20060526_000825_000000432048_00045_22143_0232.N1	26-MAY-2006 00:08:25	Twilight_stray	42.500	136	23Tau Sco	2.8220	30000.	85	22143	No
5	GOM_NL__2PRFIN20060526_001126_000000402048_00045_22143_0233.N1	26-MAY-2006 00:11:26	Bright	40.000	97	8Bet1Sco	2.5610	30000.	80	22143	No
6	GOM_NL__2PRFIN20060526_001453_000000362048_00045_22143_0234.N1	26-MAY-2006 00:14:53	Bright	35.500	104	27Bet Lib	2.6140	13100.	71	22143	No
7	GOM_NL__2PRFIN20060526_001633_000000422048_00045_22143_0235.N1	26-MAY-2006 00:16:33	Bright	41.500	120	1Del Oph	2.7340	3200.0	83	22143	No
8	GOM_NL__2PRFIN20060526_001936_000000392048_00045_22143_0236.N1	26-MAY-2006 00:19:36	Bright	38.500	102	24Alp Ser	2.6000	4250.0	77	22143	No
9	GOM_NL__2PRFIN20060526_002540_000000382048_00045_22143_0237.N1	26-MAY-2006 00:25:40	Bright	38.000	67	5Alp CrB	2.2210	11000.	76	22143	No
10	GOM_NL__2PRFIN20060526_003629_000000392048_00045_22143_0238.N1	26-MAY-2006 00:36:29	Bright	39.000	119	14Eta Dra	2.7270	4700.0	78	22143	No
11	GOM_NL__2PRFIN20060526_003846_000000382048_00045_22143_0239.N1	26-MAY-2006 00:38:46	Bright	37.500	60	7Bet UMi	2.0810	3950.0	75	22143	No
12	GOM_NL__2PRFIN20060526_005131_000000522048_00045_22143_0240.N1	26-MAY-2006 00:51:31	Bright	52.000	76	27Gam Cas	2.3000	30000.	104	22143	No
13	GOM_NL__2PRFIN20060526_005243_000000552048_00045_22143_0241.N1	26-MAY-2006 00:52:43	Bright	55.000	68	18Alp Cas	2.2250	4500.0	110	22143	No
14	GOM_NL__2PRFIN20060526_005900_000000402048_00045_22143_0242.N1	26-MAY-2006 00:59:00	Bright	39.500	53	43Bet And	2.0480	3300.0	79	22143	No
15	GOM_NL__2PRFIN20060526_010135_000000482048_00045_22143_0243.N1	26-MAY-2006 01:01:35	Twilight_stray	47.500	58	21Alp And	2.0730	11000.	95	22143	No
16	GOM_NL__2PRFIN20060526_010608_000000472048_00045_22143_0244.N1	26-MAY-2006 01:06:08	Dark	47.000	140	88Gam Peg	2.8340	26000.	94	22143	No
17	GOM_NL__2PRFIN20060526_011459_000000452048_00045_22143_0245.N1	26-MAY-2006 01:14:59	Dark	45.000	52	16Bet Cet	2.0370	4500.0	90	22143	No
18	GOM_NL__2PRFIN20060526_012637_000000482048_00046_22144_0225.N1	26-MAY-2006 01:26:37	Dark	47.500	63	Bet Gru	2.1500	2800.0	95	22144	No
19	GOM_NL__2PRFIN20060526_012821_000000452048_00046_22144_0226.N1	26-MAY-2006 01:28:21	Dark	44.500	31	Alp Gru	1.7340	15200.	89	22144	No
20	GOM_NL__2PRFIN20060526_013338_000000442048_00046_22144_0227.N1	26-MAY-2006 01:33:38	Dark	43.500	45	Alp Pav	1.9400	26000.	87	22144	No
21	GOM_NL__2PRFIN20060526_014016_000000422048_00046_22144_0228.N1	26-MAY-2006 01:40:16	Straylight	41.500	141	Bet Ara	2.8400	4600.0	83	22144	No
22	GOM_NL__2PRFIN20060526_014306_000000482048_00046_22144_0229.N1	26-MAY-2006 01:43:06	Straylight	48.000	40	The Sco	1.8590	7100.0	96	22144	No
23	GOM_NL__2PRFIN20060526_014456_000000492048_00046_22144_0230.N1	26-MAY-2006 01:44:56	Straylight	49.000	25	35Lam Sco	1.6200	28000.	98	22144	No
24	GOM_NL__2PRFIN20060526_014653_000000502048_00046_22144_0231.N1	26-MAY-2006 01:46:53	Twilight_stray	49.500	75	26Eps Sco	2.2910	4250.0	99	22144	No
25	GOM_NL__2PRFIN20060526_014902_000000442048_00046_22144_0232.N1	26-MAY-2006 01:49:02	Twilight_stray	43.500	136	23Tau Sco	2.8220	30000.	87	22144	No
26	GOM_NL__2PRFIN20060526_015202_000000402048_00046_22144_0233.N1	26-MAY-2006 01:52:02	Bright	40.000	97	8Bet1Sco	2.5610	30000.	80	22144	No
27	GOM_NL__2PRFIN20060526_015529_000000382048_00046_22144_0234.N1	26-MAY-2006 01:55:29	Bright	37.500	104	27Bet Lib	2.6140	13100.	75	22144	No
28	GOM_NL__2PRFIN20060526_015709_000000432048_00046_22144_0235.N1	26-MAY-2006 01:57:09	Bright	42.500	120	1Del Oph	2.7340	3200.0	85	22144	No
29	GOM_NL__2PRFIN20060526_020012_000000392048_00046_22144_0236.N1	26-MAY-2006 02:00:12	Bright	38.500	102	24Alp Ser	2.6000	4250.0	77	22144	No
30	GOM_NL__2PRFIN20060526_020616_000000382048_00046_22144_0237.N1	26-MAY-2006 02:06:16	Bright	37.500	67	5Alp CrB	2.2210	11000.	75	22144	No
31	GOM_NL__2PRFIN20060526_021705_000000372048_00046_22144_0238.N1	26-MAY-2006 02:17:05	Bright	36.500	119	14Eta Dra	2.7270	4700.0	73	22144	No
32	GOM_NL__2PRFIN20060526_021922_000000372048_00046_22144_0239.N1	26-MAY-2006 02:19:22	Bright	37.000	60	7Bet UMi	2.0810	3950.0	74	22144	No
33	GOM_NL__2PRFIN20060526_023207_000000352048_00046_22144_0240.N1	26-MAY-2006 02:32:07	Bright	35.000	76	27Gam Cas	2.3000	30000.	70	22144	No
34	GOM_NL__2PRFIN20060526_023319_000000362048_00046_22144_0241.N1	26-MAY-2006 02:33:19	Bright	36.000	68	18Alp Cas	2.2250	4500.0	72	22144	No
35	GOM_NL__2PRFIN20060526_023937_000000402048_00046_22144_0242.N1	26-MAY-2006 02:39:37	Bright	40.000	53	43Bet And	2.0480	3300.0	80	22144	No
36	GOM_NL__2PRFIN20060526_024211_000000502048_00046_22144_0243.N1	26-MAY-2006 02:42:11	Twilight_stray	50.000	58	21Alp And	2.0730	11000.	100	22144	No
37	GOM_NL__2PRFIN20060526_024645_000000462048_00046_22144_0244.N1	26-MAY-2006 02:46:45	Dark	46.000	140	88Gam Peg	2.8340	26000.	92	22144	No
38	GOM_NL__2PRFIN20060526_025536_000000462048_00046_22144_0245.N1	26-MAY-2006 02:55:36	Dark	45.500	52	16Bet Cet	2.0370	4500.0	91	22144	No
39	GOM_NL__2PRFIN20060526_030714_000000602048_00047_22145_0226.N1	26-MAY-2006 03:07:14	Dark	60.000	63	Bet Gru	2.1500	2800.0	120	22145	No
40	GOM_NL__2PRFIN20060526_030858_000000442048_00047_22145_0227.N1	26-MAY-2006 03:08:58	Dark	44.000	31	Alp Gru	1.7340	15200.	88	22145	No
41	GOM_NL__2PRFIN20060526_031415_000000432048_00047_22145_0228.N1	26-MAY-2006 03:14:15	Dark	42.500	45	Alp Pav	1.9400	26000.	85	22145	No
42	GOM_NL__2PRFIN20060526_032053_000000392048_00047_22145_0229.N1	26-MAY-2006 03:20:53	Straylight	39.000	141	Bet Ara	2.8400	4600.0	78	22145	No

161	GOM_NL__2PRFIN20060526_131239_000000462048_00053_22151_0246.N1	26-MAY-2006 13:12:39	Dark	46.000	31	Alp Gru	1.7340	15200.	92	22151	No
162	GOM_NL__2PRFIN20060526_131755_000000442048_00053_22151_0247.N1	26-MAY-2006 13:17:55	Dark	43.500	45	Alp Pav	1.9400	26000.	87	22151	No
163	GOM_NL__2PRFIN20060526_132431_000000432048_00053_22151_0248.N1	26-MAY-2006 13:24:31	Straylight	43.000	141	Bet Ara	2.8400	4600.0	86	22151	No
164	GOM_NL__2PRFIN20060526_132721_000000432048_00053_22151_0249.N1	26-MAY-2006 13:27:21	Straylight	43.000	40	The Sco	1.8590	7100.0	86	22151	No
165	GOM_NL__2PRFIN20060526_132911_000000502048_00053_22151_0250.N1	26-MAY-2006 13:29:11	Straylight	49.500	25	35Lam Sco	1.6200	28000.	99	22151	No
166	GOM_NL__2PRFIN20060526_133107_000000492048_00053_22151_0251.N1	26-MAY-2006 13:31:07	Tw_i_and_stray	48.500	75	26Eps Sco	2.2910	4250.0	97	22151	No
167	GOM_NL__2PRFIN20060526_133315_000000402048_00053_22151_0252.N1	26-MAY-2006 13:33:15	Tw_i_and_stray	40.000	136	23Tau Sco	2.8220	30000.	80	22151	No
168	GOM_NL__2PRFIN20060526_133614_000000382048_00053_22151_0253.N1	26-MAY-2006 13:36:14	Bright	38.000	97	8Bet1Sco	2.5610	30000.	76	22151	No
169	GOM_NL__2PRFIN20060526_133941_000000372048_00053_22151_0254.N1	26-MAY-2006 13:39:41	Bright	37.000	104	27Bet Lib	2.6140	13100.	74	22151	No
170	GOM_NL__2PRFIN20060526_134120_000000422048_00053_22151_0255.N1	26-MAY-2006 13:41:20	Bright	42.000	120	1Del Oph	2.7340	3200.0	84	22151	No
171	GOM_NL__2PRFIN20060526_134423_000000382048_00053_22151_0256.N1	26-MAY-2006 13:44:23	Bright	38.000	102	24Alp Ser	2.6000	4250.0	76	22151	No
172	GOM_NL__2PRFIN20060526_135026_000000392048_00053_22151_0257.N1	26-MAY-2006 13:50:26	Bright	38.500	67	5Alp CrB	2.2210	11000.	77	22151	No
173	GOM_NL__2PRFIN20060526_140114_000000402048_00053_22151_0258.N1	26-MAY-2006 14:01:14	Bright	40.000	119	14Eta Dra	2.7270	4700.0	80	22151	No
174	GOM_NL__2PRFIN20060526_140333_000000382048_00053_22151_0259.N1	26-MAY-2006 14:03:33	Bright	38.000	60	7Bet UMi	2.0810	3950.0	76	22151	No
175	GOM_NL__2PRFIN20060526_141618_000000362048_00053_22151_0260.N1	26-MAY-2006 14:16:18	Bright	35.500	76	27Gam Cas	2.3000	30000.	71	22151	No
176	GOM_NL__2PRFIN20060526_141730_000000382048_00053_22151_0261.N1	26-MAY-2006 14:17:30	Bright	38.000	68	18Alp Cas	2.2250	4500.0	76	22151	No
177	GOM_NL__2PRFIN20060526_142349_000000392048_00053_22151_0262.N1	26-MAY-2006 14:23:49	Bright	38.500	53	43Bet And	2.0480	3300.0	77	22151	No
178	GOM_NL__2PRFIN20060526_142624_000000502048_00053_22151_0263.N1	26-MAY-2006 14:26:24	Tw_i_and_stray	50.000	58	21Alp And	2.0730	11000.	100	22151	No
179	GOM_NL__2PRFIN20060526_143059_000000462048_00053_22151_0264.N1	26-MAY-2006 14:30:59	Dark	46.000	140	88Gam Peg	2.8340	26000.	92	22151	No
180	GOM_NL__2PRFIN20060526_143951_000000442048_00053_22151_0265.N1	26-MAY-2006 14:39:51	Dark	43.500	52	16Bet Cet	2.0370	4500.0	87	22151	No
181	GOM_NL__2PRFIN20060526_145316_000000442048_00054_22152_0246.N1	26-MAY-2006 14:53:16	Dark	43.500	31	Alp Gru	1.7340	15200.	87	22152	No
182	GOM_NL__2PRFIN20060526_145831_000000422048_00054_22152_0247.N1	26-MAY-2006 14:58:31	Dark	41.500	45	Alp Pav	1.9400	26000.	83	22152	No
183	GOM_NL__2PRFIN20060526_150507_000000442048_00054_22152_0248.N1	26-MAY-2006 15:05:07	Straylight	43.500	141	Bet Ara	2.8400	4600.0	87	22152	No
184	GOM_NL__2PRFIN20060526_150757_000000502048_00054_22152_0249.N1	26-MAY-2006 15:07:57	Straylight	49.500	40	The Sco	1.8590	7100.0	99	22152	No
185	GOM_NL__2PRFIN20060526_150947_000000512048_00054_22152_0250.N1	26-MAY-2006 15:09:47	Straylight	50.500	25	35Lam Sco	1.6200	28000.	101	22152	No
186	GOM_NL__2PRFIN20060526_151144_000000472048_00054_22152_0251.N1	26-MAY-2006 15:11:44	Tw_i_and_stray	46.500	75	26Eps Sco	2.2910	4250.0	93	22152	No
187	GOM_NL__2PRFIN20060526_151351_000000432048_00054_22152_0252.N1	26-MAY-2006 15:13:51	Tw_i_and_stray	42.500	136	23Tau Sco	2.8220	30000.	85	22152	No
188	GOM_NL__2PRFIN20060526_151651_000000382048_00054_22152_0253.N1	26-MAY-2006 15:16:51	Bright	38.000	97	8Bet1Sco	2.5610	30000.	76	22152	No
189	GOM_NL__2PRFIN20060526_152017_000000372048_00054_22152_0254.N1	26-MAY-2006 15:20:17	Bright	37.000	104	27Bet Lib	2.6140	13100.	74	22152	No
190	GOM_NL__2PRFIN20060526_152156_000000422048_00054_22152_0255.N1	26-MAY-2006 15:21:56	Bright	41.500	120	1Del Oph	2.7340	3200.0	83	22152	No
191	GOM_NL__2PRFIN20060526_152459_000000392048_00054_22152_0256.N1	26-MAY-2006 15:24:59	Bright	38.500	102	24Alp Ser	2.6000	4250.0	77	22152	No
192	GOM_NL__2PRFIN20060526_153102_000000372048_00054_22152_0257.N1	26-MAY-2006 15:31:02	Bright	37.000	67	5Alp CrB	2.2210	11000.	74	22152	No
193	GOM_NL__2PRFIN20060526_154149_000000392048_00054_22152_0258.N1	26-MAY-2006 15:41:49	Bright	38.500	119	14Eta Dra	2.7270	4700.0	77	22152	No
194	GOM_NL__2PRFIN20060526_154408_000000362048_00054_22152_0259.N1	26-MAY-2006 15:44:08	Bright	35.500	60	7Bet UMi	2.0810	3950.0	71	22152	No
195	GOM_NL__2PRFIN20060526_160425_000000412048_00054_22152_0260.N1	26-MAY-2006 16:04:25	Bright	41.000	53	43Bet And	2.0480	3300.0	82	22152	No
196	GOM_NL__2PRFIN20060526_160700_000000492048_00054_22152_0261.N1	26-MAY-2006 16:07:00	Tw_i_and_stray	48.500	58	21Alp And	2.0730	11000.	97	22152	No
197	GOM_NL__2PRFIN20060526_161136_000000462048_00054_22152_0262.N1	26-MAY-2006 16:11:36	Dark	46.000	140	88Gam Peg	2.8340	26000.	92	22152	No
198	GOM_NL__2PRFIN20060526_162027_000000462048_00054_22152_0263.N1	26-MAY-2006 16:20:27	Dark	45.500	52	16Bet Cet	2.0370	4500.0	91	22152	No
199	GOM_NL__2PRFIN20060526_163207_000000542048_00055_22153_0246.N1	26-MAY-2006 16:32:07	Dark	53.500	63	Bet Gru	2.1500	2800.0	107	22153	No
200	GOM_NL__2PRFIN20060526_163353_000000472048_00055_22153_0247.N1	26-MAY-2006 16:33:53	Dark	47.000	31	Alp Gru	1.7340	15200.	94	22153	No
201	GOM_NL__2PRFIN20060526_163908_000000442048_00055_22153_0248.N1	26-MAY-2006 16:39:08	Dark	43.500	45	Alp Pav	1.9400	26000.	87	22153	No
202	GOM_NL__2PRFIN20060526_164543_000000422048_00055_22153_0249.N1	26-MAY-2006 16:45:43	Straylight	41.500	141	Bet Ara	2.8400	4600.0	83	22153	No
203	GOM_NL__2PRFIN20060526_164834_000000512048_00055_22153_0250.N1	26-MAY-2006 16:48:34	Straylight	50.500	40	The Sco	1.8590	7100.0	101	22153	No
204	GOM_NL__2PRFIN20060526_165024_000000512048_00055_22153_0251.N1	26-MAY-2006 16:50:24	Straylight	51.000	25	35Lam Sco	1.6200	28000.	102	22153	No
205	GOM_NL__2PRFIN20060526_165220_000000462048_00055_22153_0252.N1	26-MAY-2006 16:52:20	Tw_i_and_stray	46.000	75	26Eps Sco	2.2910	4250.0	92	22153	No
206	GOM_NL__2PRFIN20060526_165428_000000452048_00055_22153_0253.N1	26-MAY-2006 16:54:28	Tw_i_and_stray	45.000	136	23Tau Sco	2.8220	30000.	90	22153	No
207	GOM_NL__2PRFIN20060526_165727_000000412048_00055_22153_0254.N1	26-MAY-2006 16:57:27	Bright	40.500	97	8Bet1Sco	2.5610	30000.	81	22153	No
208	GOM_NL__2PRFIN20060526_170053_000000372048_00055_22153_0255.N1	26-MAY-2006 17:00:53	Bright	37.000	104	27Bet Lib	2.6140	13100.	74	22153	No
209	GOM_NL__2PRFIN20060526_170232_000000422048_00055_22153_0256.N1	26-MAY-2006 17:02:32	Bright	42.000	120	1Del Oph	2.7340	3200.0	84	22153	No
210	GOM_NL__2PRFIN20060526_170535_000000382048_00055_22153_0257.N1	26-MAY-2006 17:05:35	Bright	38.000	102	24Alp Ser	2.6000	4250.0	76	22153	No
211	GOM_NL__2PRFIN20060526_171137_000000392048_00055_22153_0258.N1	26-MAY-2006 17:11:37	Bright	39.000	67	5Alp CrB	2.2210	11000.	78	22153	No
212	GOM_NL__2PRFIN20060526_172225_000000402048_00055_22153_0259.N1	26-MAY-2006 17:22:25	Bright	39.500	119	14Eta Dra	2.7270	4700.0	79	22153	No
213	GOM_NL__2PRFIN20060526_172444_000000482048_00055_22153_0260.N1	26-MAY-2006 17:24:44	Bright	47.500	60	7Bet UMi	2.0810	3950.0	95	22153	No
214	GOM_NL__2PRFIN20060526_174501_000000402048_00055_22153_0261.N1	26-MAY-2006 17:45:01	Bright	40.000	53	43Bet And	2.0480	3300.0	80	22153	No
215	GOM_NL__2PRFIN20060526_174736_000000492048_00055_22153_0262.N1	26-MAY-2006 17:47:36	Tw_i_and_stray	48.500	58	21Alp And	2.0730	11000.	97	22153	No
216	GOM_NL__2PRFIN20060526_175212_000000472048_00055_22153_0263.N1	26-MAY-2006 17:52:12	Dark	47.000	140	88Gam Peg	2.8340	26000.	94	22153	No
217	GOM_NL__2PRFIN20060526_180104_000000452048_00055_22153_0264.N1	26-MAY-2006 18:01:04	Dark	45.000	52	16Bet Cet	2.0370	4500.0	90	22153	No
218	GOM_NL__2PRFIN20060526_181244_000000602048_00056_22154_0246.N1	26-MAY-2006 18:12:44	Dark	60.000	63	Bet Gru	2.1500	2800.0	120	22154	No
219	GOM_NL__2PRFIN20060526_181429_000000452048_00056_22154_0247.N1	26-MAY-2006 18:14:29	Dark	45.000	31	Alp Gru	1.7340	15200.	90	22154	No

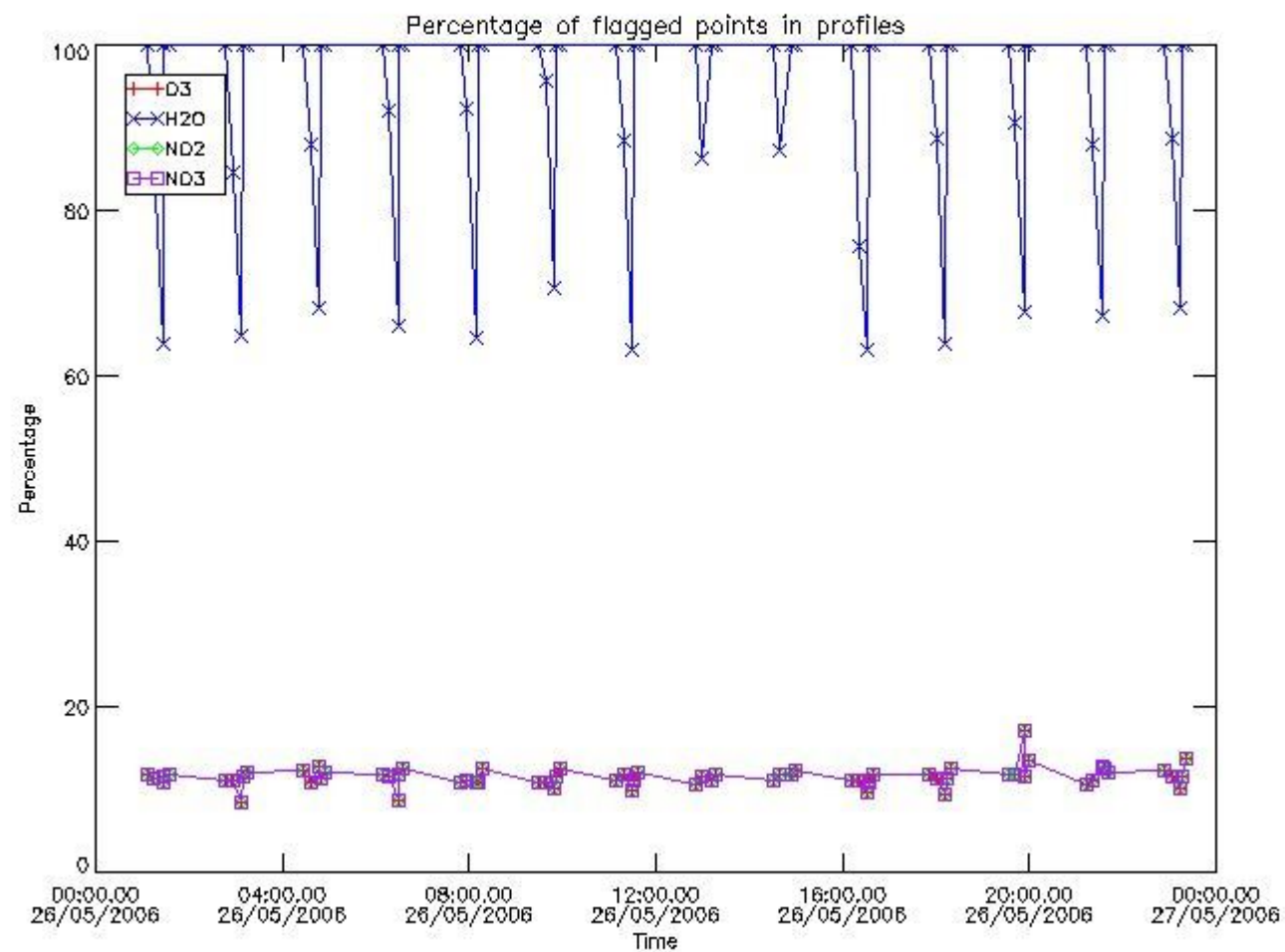
220	GOM_NL__2PRFIN20060526_181945_000000412048_00056_22154_0248.N1	26-MAY-2006 18:19:45	Dark	40.500	45	Alp Pav	1.9400	26000.	81	22154	No
221	GOM_NL__2PRFIN20060526_182620_000000462048_00056_22154_0249.N1	26-MAY-2006 18:26:20	Straylight	46.000	141	Bet Ara	2.8400	4600.0	92	22154	No
222	GOM_NL__2PRFIN20060526_182910_000000502048_00056_22154_0250.N1	26-MAY-2006 18:29:10	Straylight	49.500	40	The Sco	1.8590	7100.0	99	22154	No
223	GOM_NL__2PRFIN20060526_183100_000000492048_00056_22154_0251.N1	26-MAY-2006 18:31:00	Straylight	49.000	25	35Lam Sco	1.6200	28000.	98	22154	No
224	GOM_NL__2PRFIN20060526_183256_000000472048_00056_22154_0252.N1	26-MAY-2006 18:32:56	Tw_i_and_stray	47.000	75	26Eps Sco	2.2910	4250.0	94	22154	No
225	GOM_NL__2PRFIN20060526_183504_000000422048_00056_22154_0253.N1	26-MAY-2006 18:35:04	Tw_i_and_stray	42.000	136	23Tau Sco	2.8220	30000.	84	22154	No
226	GOM_NL__2PRFIN20060526_183803_000000412048_00056_22154_0254.N1	26-MAY-2006 18:38:03	Bright	40.500	97	8Bet1Sco	2.5610	30000.	81	22154	No
227	GOM_NL__2PRFIN20060526_184129_000000362048_00056_22154_0255.N1	26-MAY-2006 18:41:29	Bright	35.500	104	27Bet Lib	2.6140	13100.	71	22154	No
228	GOM_NL__2PRFIN20060526_184308_000000422048_00056_22154_0256.N1	26-MAY-2006 18:43:08	Bright	42.000	120	1Del Oph	2.7340	3200.0	84	22154	No
229	GOM_NL__2PRFIN20060526_184611_000000392048_00056_22154_0257.N1	26-MAY-2006 18:46:11	Bright	38.500	102	24Alp Ser	2.6000	4250.0	77	22154	No
230	GOM_NL__2PRFIN20060526_185213_000000382048_00056_22154_0258.N1	26-MAY-2006 18:52:13	Bright	37.500	67	5Alp CrB	2.2210	11000.	75	22154	No
231	GOM_NL__2PRFIN20060526_190301_000000402048_00056_22154_0259.N1	26-MAY-2006 19:03:01	Bright	40.000	119	14Eta Dra	2.7270	4700.0	80	22154	No
232	GOM_NL__2PRFIN20060526_190520_000000372048_00056_22154_0260.N1	26-MAY-2006 19:05:20	Bright	36.500	60	7Bet UMi	2.0810	3950.0	73	22154	No
233	GOM_NL__2PRFIN20060526_191806_000000362048_00056_22154_0261.N1	26-MAY-2006 19:18:06	Bright	36.000	76	27Gam Cas	2.3000	30000.	72	22154	No
234	GOM_NL__2PRFIN20060526_192537_000000402048_00056_22154_0262.N1	26-MAY-2006 19:25:37	Bright	39.500	53	43Bet And	2.0480	3300.0	79	22154	No
235	GOM_NL__2PRFIN20060526_192812_000000472048_00056_22154_0263.N1	26-MAY-2006 19:28:12	Tw_i_and_stray	46.500	58	21Alp And	2.0730	11000.	93	22154	No
236	GOM_NL__2PRFIN20060526_193248_000000482048_00056_22154_0264.N1	26-MAY-2006 19:32:48	Dark	47.500	140	88Gam Peg	2.8340	26000.	95	22154	No
237	GOM_NL__2PRFIN20060526_194140_000000432048_00056_22154_0265.N1	26-MAY-2006 19:41:40	Dark	43.000	52	16Bet Cet	2.0370	4500.0	86	22154	No
238	GOM_NL__2PRFIN20060526_195321_000000602048_00057_22155_0246.N1	26-MAY-2006 19:53:21	Dark	59.500	63	Bet Gru	2.1500	2800.0	119	22155	No
239	GOM_NL__2PRFIN20060526_195506_000000442048_00057_22155_0247.N1	26-MAY-2006 19:55:06	Dark	44.000	31	Alp Gru	1.7340	15200.	88	22155	No
240	GOM_NL__2PRFIN20060526_200021_000000412048_00057_22155_0248.N1	26-MAY-2006 20:00:21	Dark	41.000	45	Alp Pav	1.9400	26000.	82	22155	No
241	GOM_NL__2PRFIN20060526_200656_000000402048_00057_22155_0249.N1	26-MAY-2006 20:06:56	Straylight	39.500	141	Bet Ara	2.8400	4600.0	79	22155	No
242	GOM_NL__2PRFIN20060526_200947_000000492048_00057_22155_0250.N1	26-MAY-2006 20:09:47	Straylight	48.500	40	The Sco	1.8590	7100.0	97	22155	No
243	GOM_NL__2PRFIN20060526_201136_000000492048_00057_22155_0251.N1	26-MAY-2006 20:11:36	Straylight	48.500	25	35Lam Sco	1.6200	28000.	97	22155	No
244	GOM_NL__2PRFIN20060526_201333_000000482048_00057_22155_0252.N1	26-MAY-2006 20:13:33	Tw_i_and_stray	47.500	75	26Eps Sco	2.2910	4250.0	95	22155	No
245	GOM_NL__2PRFIN20060526_201540_000000432048_00057_22155_0253.N1	26-MAY-2006 20:15:40	Tw_i_and_stray	43.000	136	23Tau Sco	2.8220	30000.	86	22155	No
246	GOM_NL__2PRFIN20060526_201839_000000392048_00057_22155_0254.N1	26-MAY-2006 20:18:39	Bright	38.500	97	8Bet1Sco	2.5610	30000.	77	22155	No
247	GOM_NL__2PRFIN20060526_202206_000000352048_00057_22155_0255.N1	26-MAY-2006 20:22:06	Bright	35.000	104	27Bet Lib	2.6140	13100.	70	22155	No
248	GOM_NL__2PRFIN20060526_202344_000000422048_00057_22155_0256.N1	26-MAY-2006 20:23:44	Bright	42.000	120	1Del Oph	2.7340	3200.0	84	22155	No
249	GOM_NL__2PRFIN20060526_202646_000000382048_00057_22155_0257.N1	26-MAY-2006 20:26:46	Bright	38.000	102	24Alp Ser	2.6000	4250.0	76	22155	No
250	GOM_NL__2PRFIN20060526_203249_000000392048_00057_22155_0258.N1	26-MAY-2006 20:32:49	Bright	38.500	67	5Alp CrB	2.2210	11000.	77	22155	No
251	GOM_NL__2PRFIN20060526_204336_000000412048_00057_22155_0259.N1	26-MAY-2006 20:43:36	Bright	41.000	119	14Eta Dra	2.7270	4700.0	82	22155	No
252	GOM_NL__2PRFIN20060526_204556_000000382048_00057_22155_0260.N1	26-MAY-2006 20:45:56	Bright	37.500	60	7Bet UMi	2.0810	3950.0	75	22155	No
253	GOM_NL__2PRFIN20060526_205842_000000542048_00057_22155_0261.N1	26-MAY-2006 20:58:42	Bright	54.000	76	27Gam Cas	2.3000	30000.	108	22155	No
254	GOM_NL__2PRFIN20060526_210613_000000402048_00057_22155_0262.N1	26-MAY-2006 21:06:13	Bright	39.500	53	43Bet And	2.0480	3300.0	79	22155	No
255	GOM_NL__2PRFIN20060526_210848_000000522048_00057_22155_0263.N1	26-MAY-2006 21:08:48	Tw_i_and_stray	51.500	58	21Alp And	2.0730	11000.	103	22155	No
256	GOM_NL__2PRFIN20060526_211325_000000482048_00057_22155_0264.N1	26-MAY-2006 21:13:25	Dark	47.500	140	88Gam Peg	2.8340	26000.	95	22155	No
257	GOM_NL__2PRFIN20060526_212217_000000462048_00057_22155_0265.N1	26-MAY-2006 21:22:17	Dark	46.000	52	16Bet Cet	2.0370	4500.0	92	22155	No
258	GOM_NL__2PRFIN20060526_213358_000000602048_00058_22156_0266.N1	26-MAY-2006 21:33:58	Dark	60.000	63	Bet Gru	2.1500	2800.0	120	22156	No
259	GOM_NL__2PRFIN20060526_213543_000000452048_00058_22156_0267.N1	26-MAY-2006 21:35:43	Dark	44.500	31	Alp Gru	1.7340	15200.	89	22156	No
260	GOM_NL__2PRFIN20060526_214058_000000432048_00058_22156_0268.N1	26-MAY-2006 21:40:58	Dark	42.500	45	Alp Pav	1.9400	26000.	85	22156	No
261	GOM_NL__2PRFIN20060526_214732_000000412048_00058_22156_0269.N1	26-MAY-2006 21:47:32	Straylight	41.000	141	Bet Ara	2.8400	4600.0	82	22156	No
262	GOM_NL__2PRFIN20060526_215023_000000452048_00058_22156_0270.N1	26-MAY-2006 21:50:23	Straylight	45.000	40	The Sco	1.8590	7100.0	90	22156	No
263	GOM_NL__2PRFIN20060526_215213_000000492048_00058_22156_0271.N1	26-MAY-2006 21:52:13	Straylight	48.500	25	35Lam Sco	1.6200	28000.	97	22156	No
264	GOM_NL__2PRFIN20060526_215409_000000472048_00058_22156_0272.N1	26-MAY-2006 21:54:09	Tw_i_and_stray	47.000	75	26Eps Sco	2.2910	4250.0	94	22156	No
265	GOM_NL__2PRFIN20060526_215616_000000422048_00058_22156_0273.N1	26-MAY-2006 21:56:16	Tw_i_and_stray	41.500	136	23Tau Sco	2.8220	30000.	83	22156	No
266	GOM_NL__2PRFIN20060526_215915_000000392048_00058_22156_0274.N1	26-MAY-2006 21:59:15	Bright	39.000	97	8Bet1Sco	2.5610	30000.	78	22156	No
267	GOM_NL__2PRFIN20060526_220241_000000362048_00058_22156_0275.N1	26-MAY-2006 22:02:41	Bright	35.500	104	27Bet Lib	2.6140	13100.	71	22156	No
268	GOM_NL__2PRFIN20060526_220420_000000422048_00058_22156_0276.N1	26-MAY-2006 22:04:20	Bright	41.500	120	1Del Oph	2.7340	3200.0	83	22156	No
269	GOM_NL__2PRFIN20060526_220722_000000382048_00058_22156_0277.N1	26-MAY-2006 22:07:22	Bright	38.000	102	24Alp Ser	2.6000	4250.0	76	22156	No
270	GOM_NL__2PRFIN20060526_221325_000000372048_00058_22156_0278.N1	26-MAY-2006 22:13:25	Bright	37.000	67	5Alp CrB	2.2210	11000.	74	22156	No
271	GOM_NL__2PRFIN20060526_222412_000000392048_00058_22156_0279.N1	26-MAY-2006 22:24:12	Bright	39.000	119	14Eta Dra	2.7270	4700.0	78	22156	No
272	GOM_NL__2PRFIN20060526_222632_000000392048_00058_22156_0280.N1	26-MAY-2006 22:26:32	Bright	38.500	60	7Bet UMi	2.0810	3950.0	77	22156	No
273	GOM_NL__2PRFIN20060526_223918_000000542048_00058_22156_0281.N1	26-MAY-2006 22:39:18	Bright	54.000	76	27Gam Cas	2.3000	30000.	108	22156	No
274	GOM_NL__2PRFIN20060526_224649_000000402048_00058_22156_0282.N1	26-MAY-2006 22:46:49	Bright	39.500	53	43Bet And	2.0480	3300.0	79	22156	No
275	GOM_NL__2PRFIN20060526_224924_000000492048_00058_22156_0283.N1	26-MAY-2006 22:49:24	Tw_i_and_stray	48.500	58	21Alp And	2.0730	11000.	97	22156	No
276	GOM_NL__2PRFIN20060526_225401_000000462048_00058_22156_0284.N1	26-MAY-2006 22:54:01	Dark	45.500	140	88Gam Peg	2.8340	26000.	91	22156	No
277	GOM_NL__2PRFIN20060526_230253_000000452048_00058_22156_0285.N1	26-MAY-2006 23:02:53	Dark	44.500	52	16Bet Cet	2.0370	4500.0	89	22156	No
278	GOM_NL__2PRFIN20060526_231434_000000602048_00059_22157_0266.N1	26-MAY-2006 23:14:34	Dark	60.000	63	Bet Gru	2.1500	2800.0	120	22157	No

279	GOM_NL__2PRFIN20060526_231620_000000442048_00059_22157_0267.N1	26-MAY-2006 23:16:20	Dark	44.000	31	Alp Gru	1.7340	15200.	88	22157	No
280	GOM_NL__2PRFIN20060526_232135_000000412048_00059_22157_0268.N1	26-MAY-2006 23:21:35	Dark	41.000	45	Alp Pav	1.9400	26000.	82	22157	No
281	GOM_NL__2PRFIN20060526_232809_000000432048_00059_22157_0269.N1	26-MAY-2006 23:28:09	Straylight	43.000	141	Bet Ara	2.8400	4600.0	86	22157	No
282	GOM_NL__2PRFIN20060526_233059_000000462048_00059_22157_0270.N1	26-MAY-2006 23:30:59	Straylight	46.000	40	The Sco	1.8590	7100.0	92	22157	No
283	GOM_NL__2PRFIN20060526_233249_000000482048_00059_22157_0271.N1	26-MAY-2006 23:32:49	Straylight	48.000	25	35Lam Sco	1.6200	28000.	96	22157	No
284	GOM_NL__2PRFIN20060526_233445_000000462048_00059_22157_0272.N1	26-MAY-2006 23:34:45	Twilight_stray	45.500	75	26Eps Sco	2.2910	4250.0	91	22157	No
285	GOM_NL__2PRFIN20060526_233652_000000432048_00059_22157_0273.N1	26-MAY-2006 23:36:52	Twilight_stray	42.500	136	23Tau Sco	2.8220	30000.	85	22157	No
286	GOM_NL__2PRFIN20060526_233951_000000392048_00059_22157_0274.N1	26-MAY-2006 23:39:51	Bright	38.500	97	8Bet1Sco	2.5610	30000.	77	22157	No
287	GOM_NL__2PRFIN20060526_234317_000000362048_00059_22157_0275.N1	26-MAY-2006 23:43:17	Bright	35.500	104	27Bet Lib	2.6140	13100.	71	22157	No
288	GOM_NL__2PRFIN20060526_234455_000000422048_00059_22157_0276.N1	26-MAY-2006 23:44:55	Bright	41.500	120	1Del Oph	2.7340	3200.0	83	22157	No
289	GOM_NL__2PRFIN20060526_234758_000000392048_00059_22157_0277.N1	26-MAY-2006 23:47:58	Bright	38.500	102	24Alp Ser	2.6000	4250.0	77	22157	No
290	GOM_NL__2PRFIN20060526_235400_000000372048_00059_22157_0278.N1	26-MAY-2006 23:54:00	Bright	37.000	67	5Alp CrB	2.2210	11000.	74	22157	No

3. Quality information per product

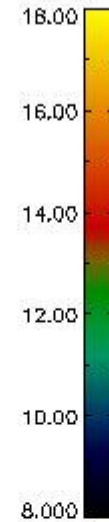
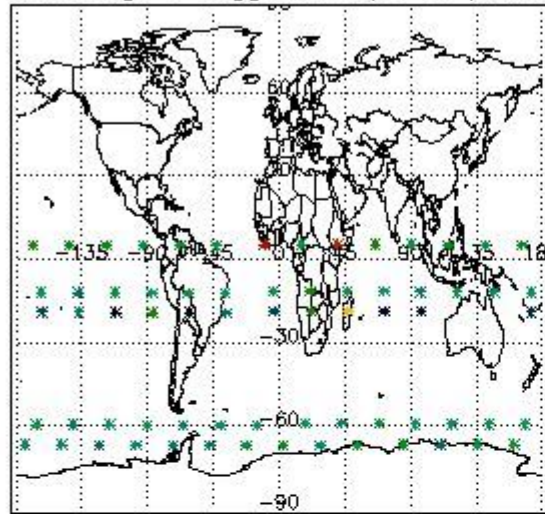
In this section it is plotted some information contained in the Quality Summary data set of the level 2 products. Only products in dark limb conditions and without errors (error flag in the MPH set to "0") are used.

3.1 Plot quality information per product (time dependant)

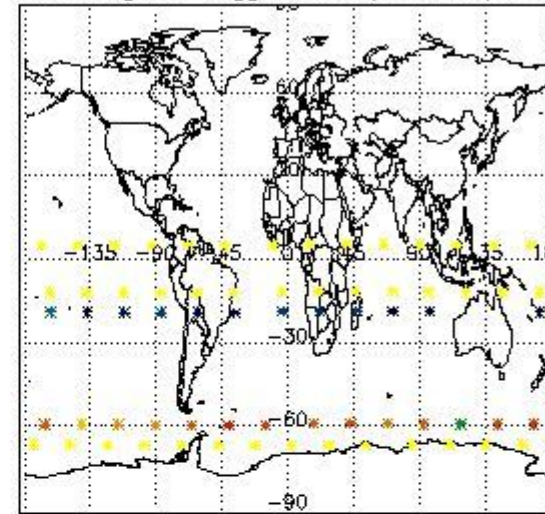


3.2 Plot quality information per product (world map)

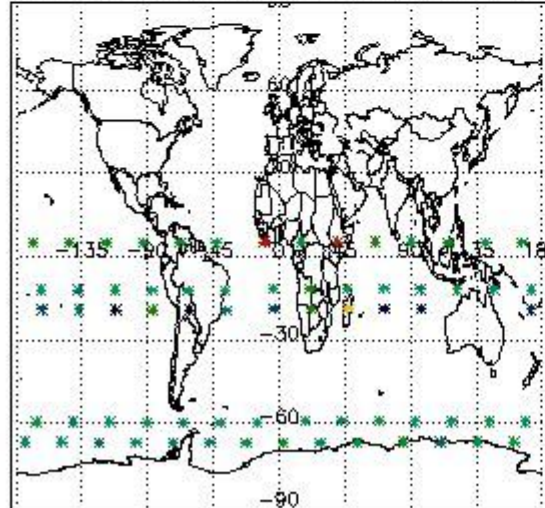
Percentage of flagged data per O3 profile



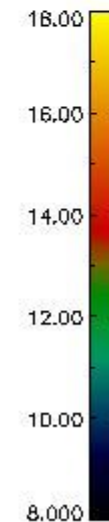
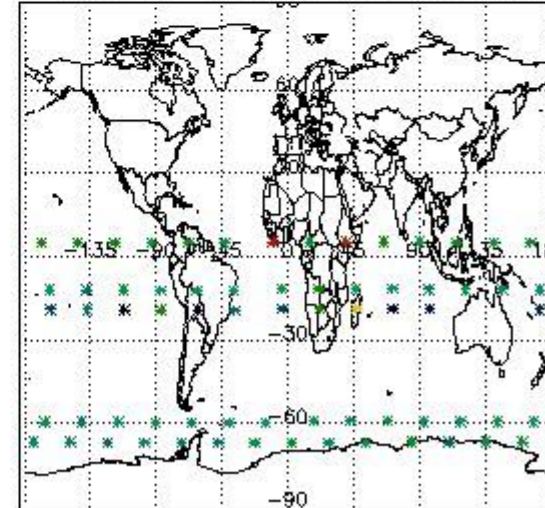
Percentage of flagged data per H2O profile



Percentage of flagged data per NO2 profile



Percentage of flagged data per NO3 profile

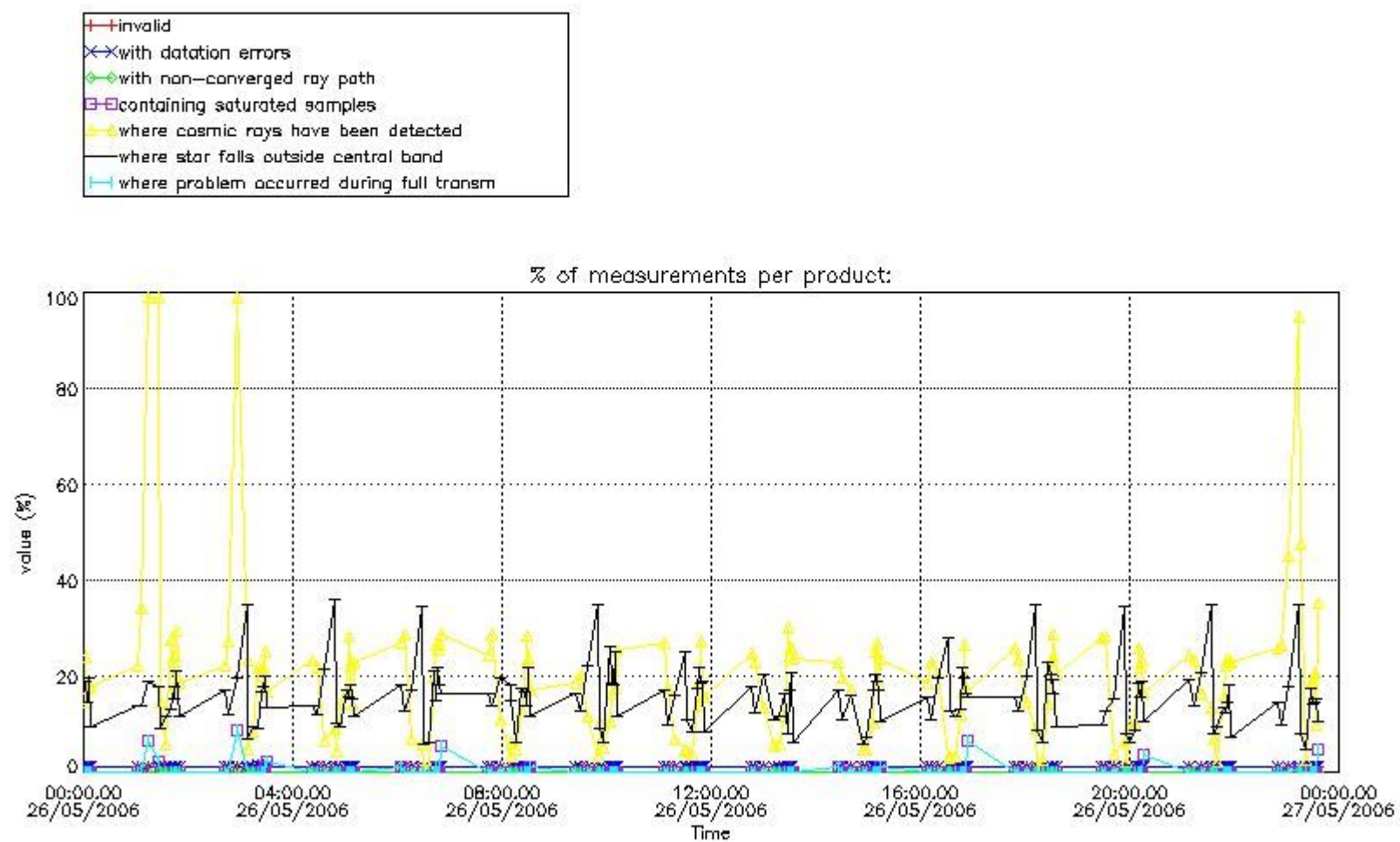


4. Level 1 quality information per product

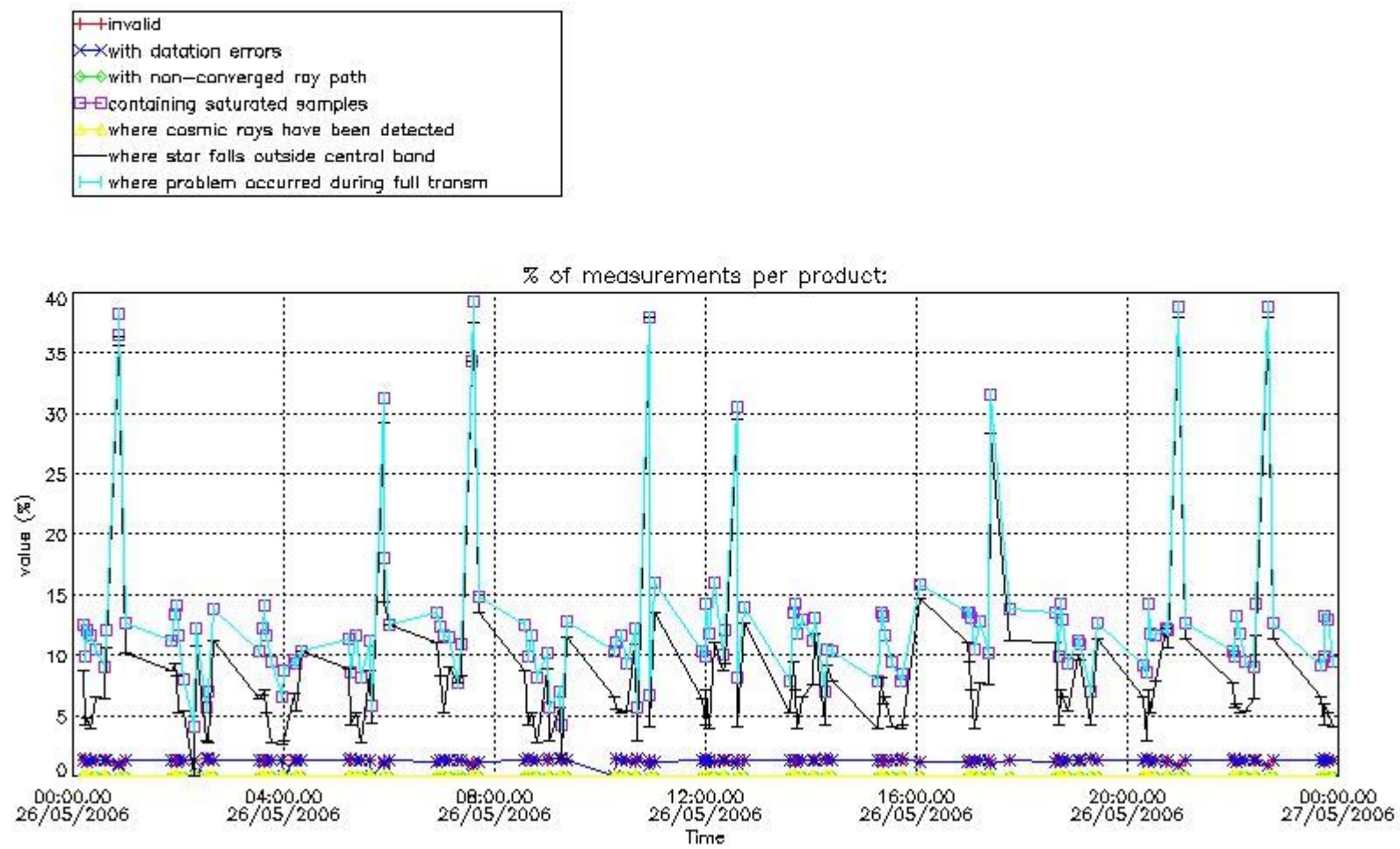
In this section it is plotted some information contained in the Quality Summary data set of the level 2 products that comes from the level 1b processing. Products without errors (error flag in the MPH set to "0") are used.

4.1 Plot quality information per product (time dependant) coming from level 1b processing

4.1.1 Plot level 1 quality information per product (time dependant): ENVISAT ASCENDING passes

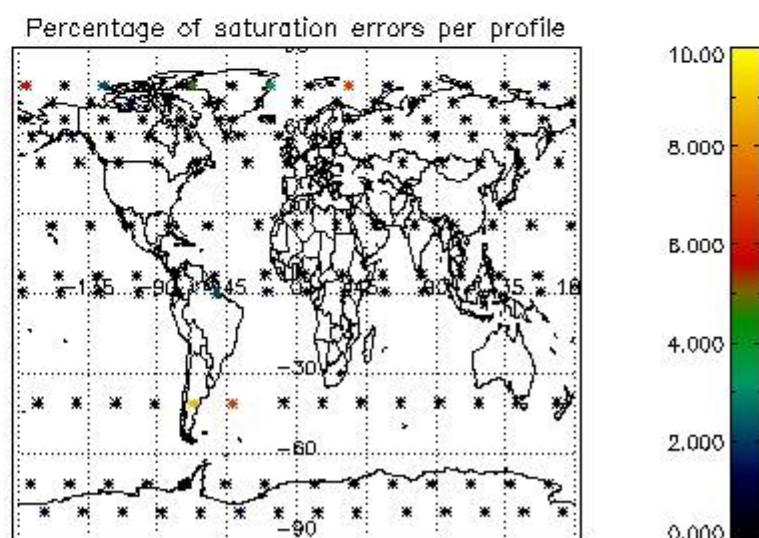
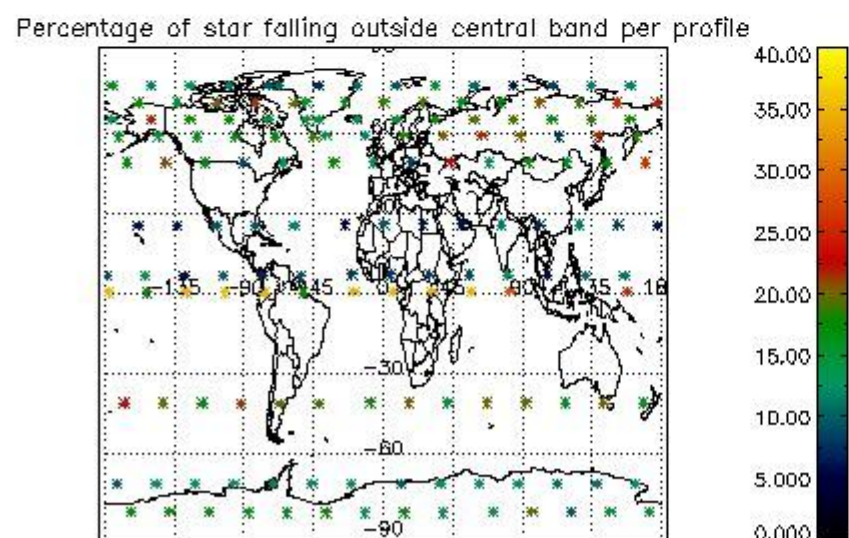
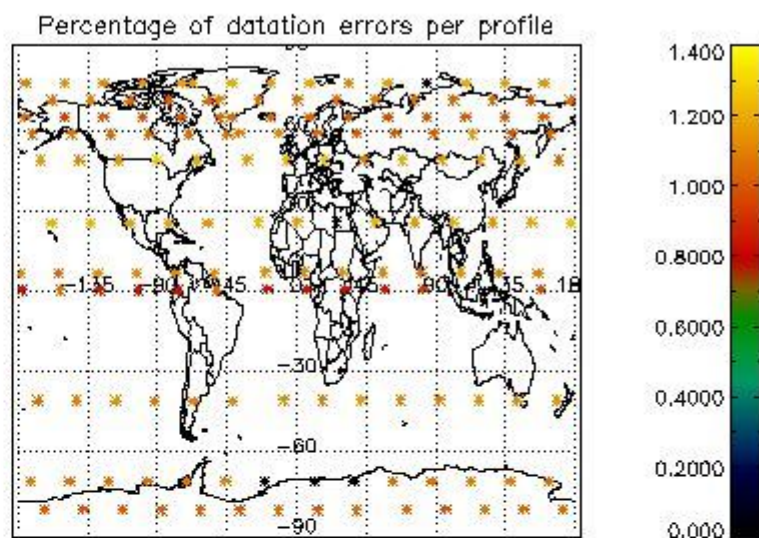
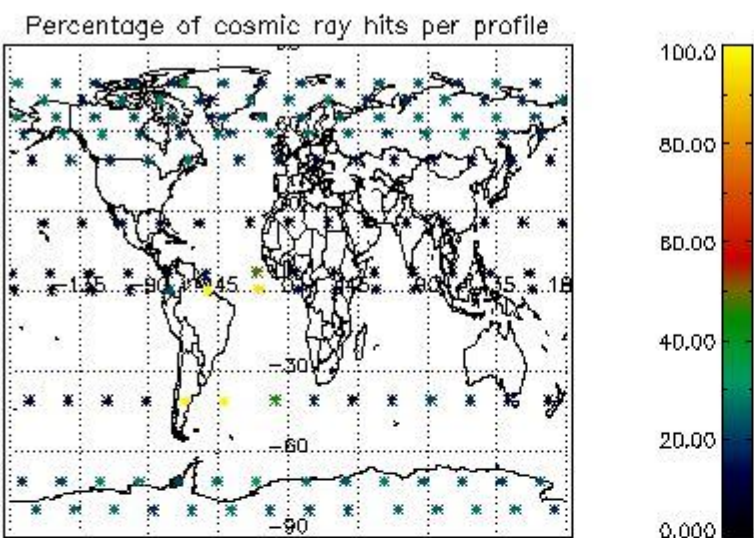


4.1.2 Plot level 1 quality information per product (time dependant): ENVI SAT DESCENDING passes



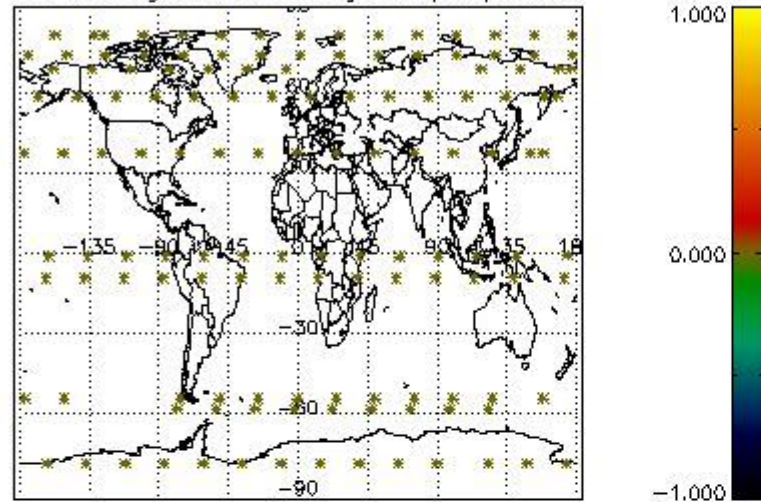
4.2 Plot quality information per product coming from level 1b processing (world map)

4.2.1 Plot level 1 quality information per product (world map): ENVISAT ASCENDING passes

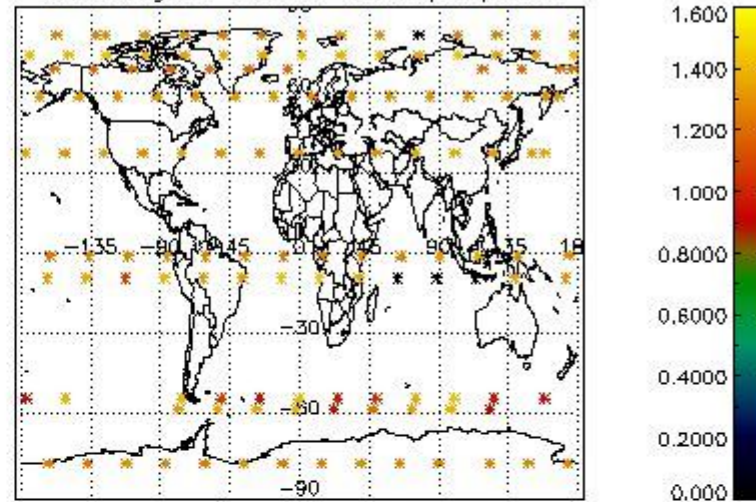


4.2.2 Plot level 1 quality information per product (world map): ENVISAT DESCENDING passes

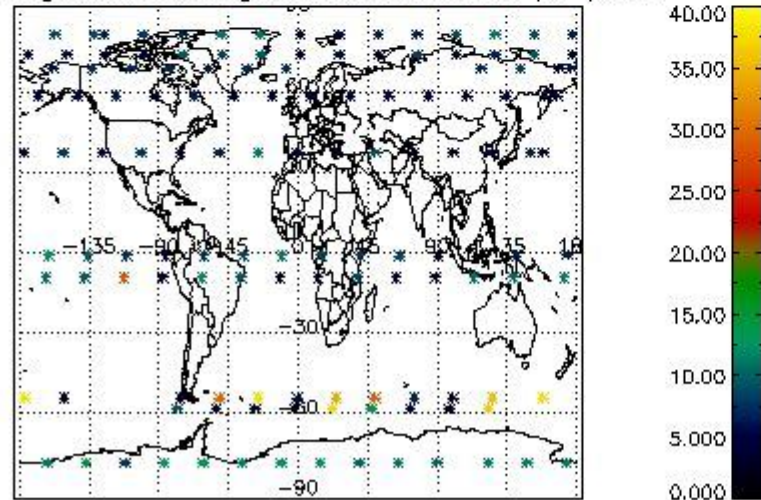
Percentage of cosmic ray hits per profile



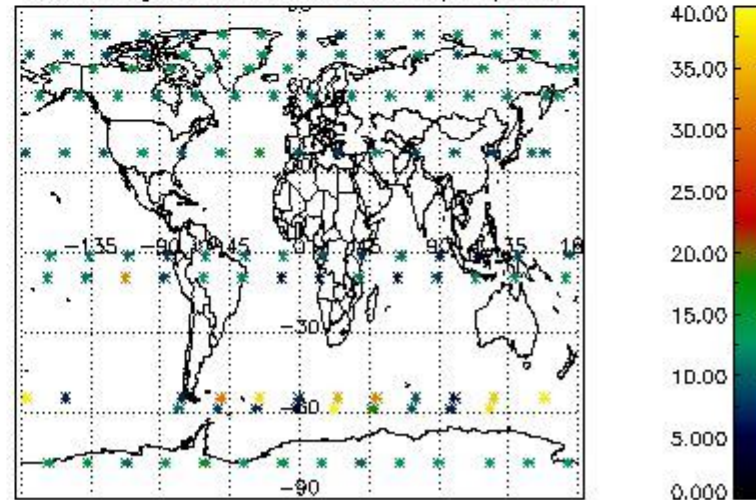
Percentage of datation errors per profile



Percentage of star falling outside central band per profile



Percentage of saturation errors per profile



5. Trace gas profiles

5.1 Ozone statistics based on quality of products

The final quality of the products can be "measured" using the STD (Standard Deviation) attached to every point profile. This information is written to the parameter GOM_NL__2P/NL_LOCAL_SPECIES_DENSITY/o3_std of the level 2 products. The table below shows the statistics for given STD ranges.

The statistics are given with respect to the overall valid production:

- Products without fatal errors: GOM_NL__2P/MPH/PRODUCT_ERR=0
- Valid point profile: GOM_NL__2P/NL_LOCAL_SPECIES_DENSITY/pcd(0)=0

The 'Criteria' is applied to valid points of dark limb products:

- Products in dark limb illumination condition: GOM_NL__2P/NL_SUMMARY_QUALITY/obs_ill_cond=0
- Products without fatal errors: GOM_NL__2P/MPH/PRODUCT_ERR=0
- Valid point profile: GOM_NL__2P/NL_LOCAL_SPECIES_DENSITY/pcd(0)=0

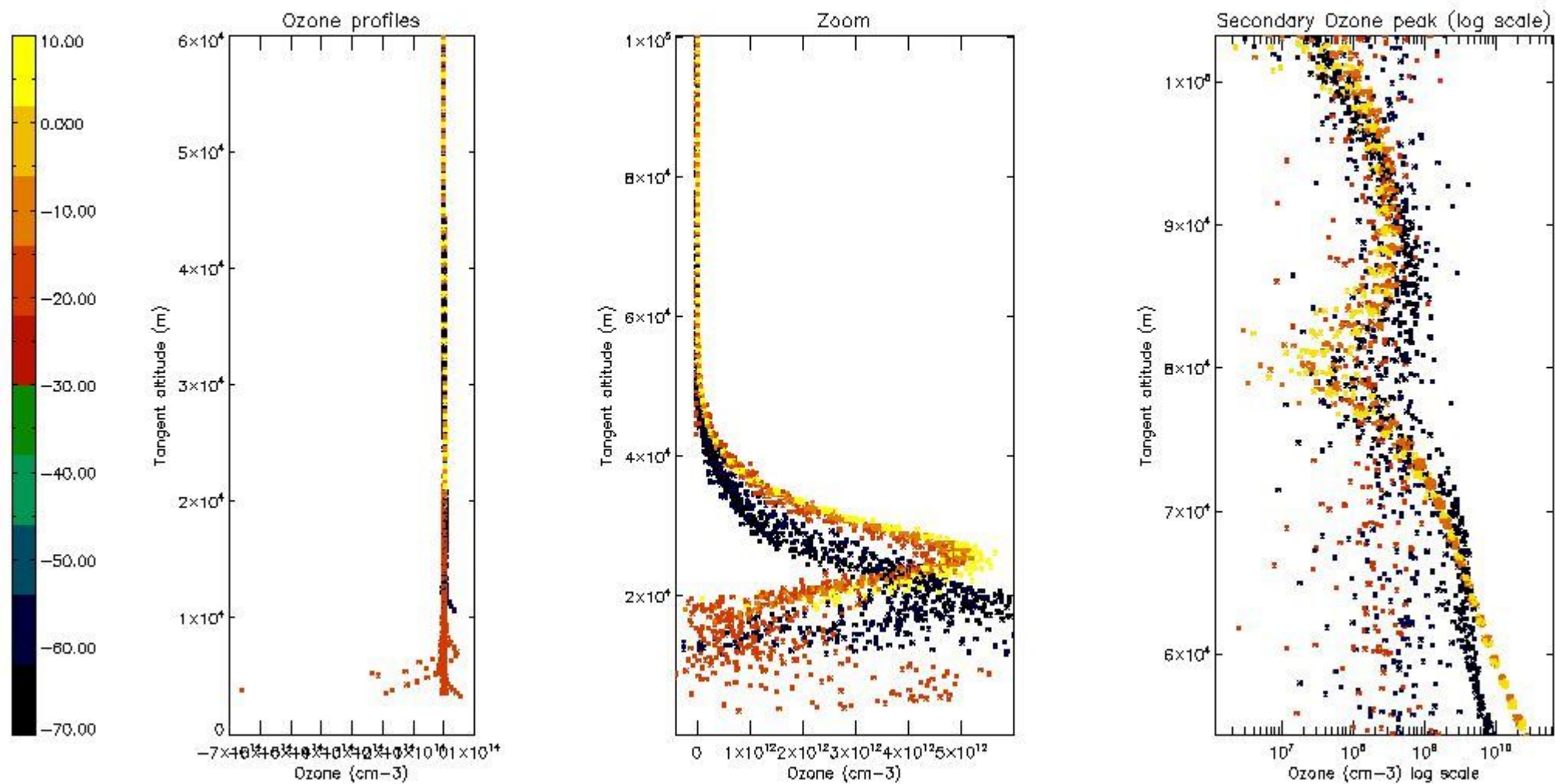
So, the table below shows the percentage of dark limb and valid observations for each criteria with respect to the overall valid daily observations.

Criteria	% of total production
All STD	26
STD < 20	14

STD < 10	11
STD < 5	8

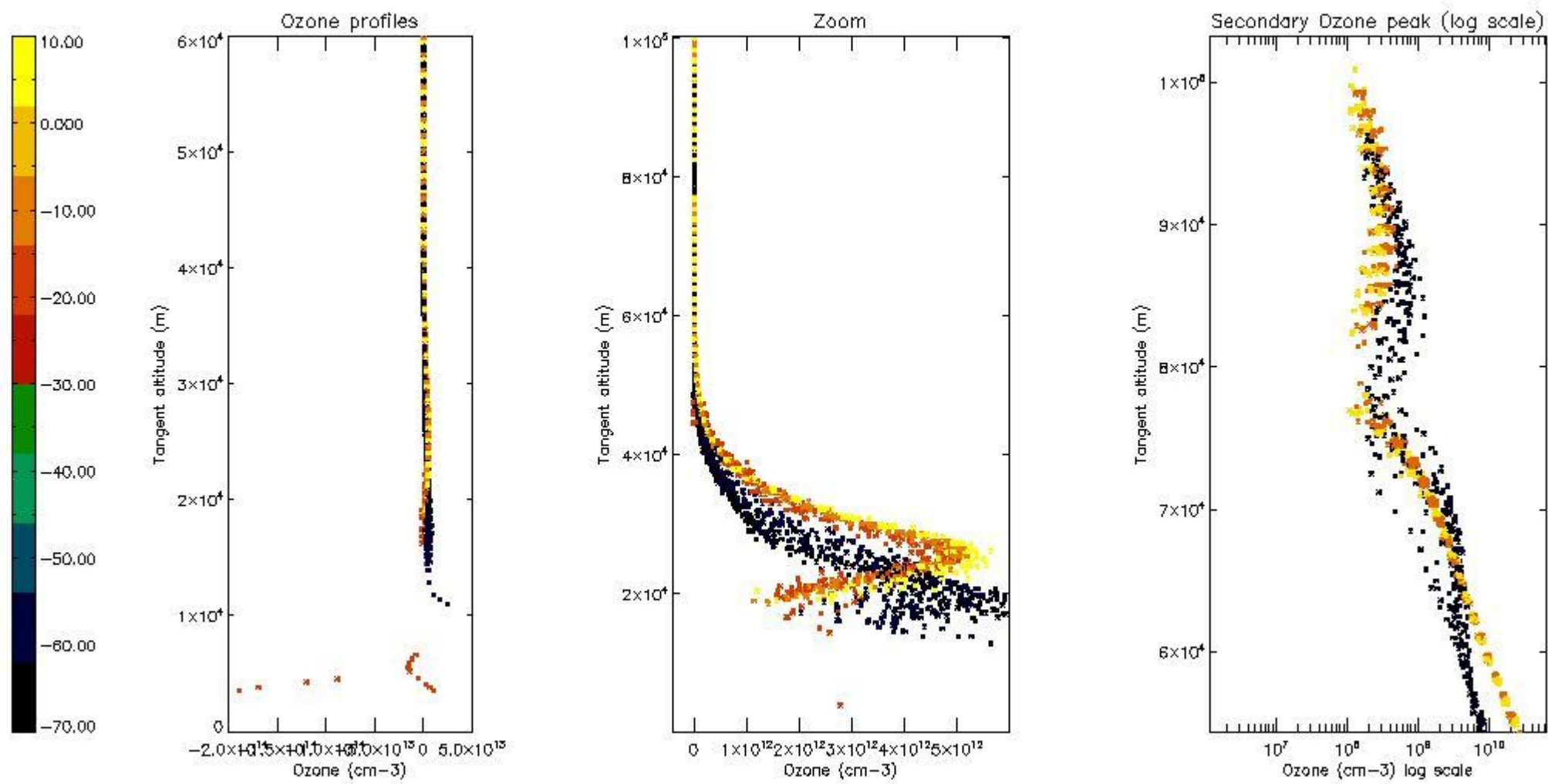
5.2 Plot ozone profiles for all STD (dark without errors)

The colorbar represents the latitude.



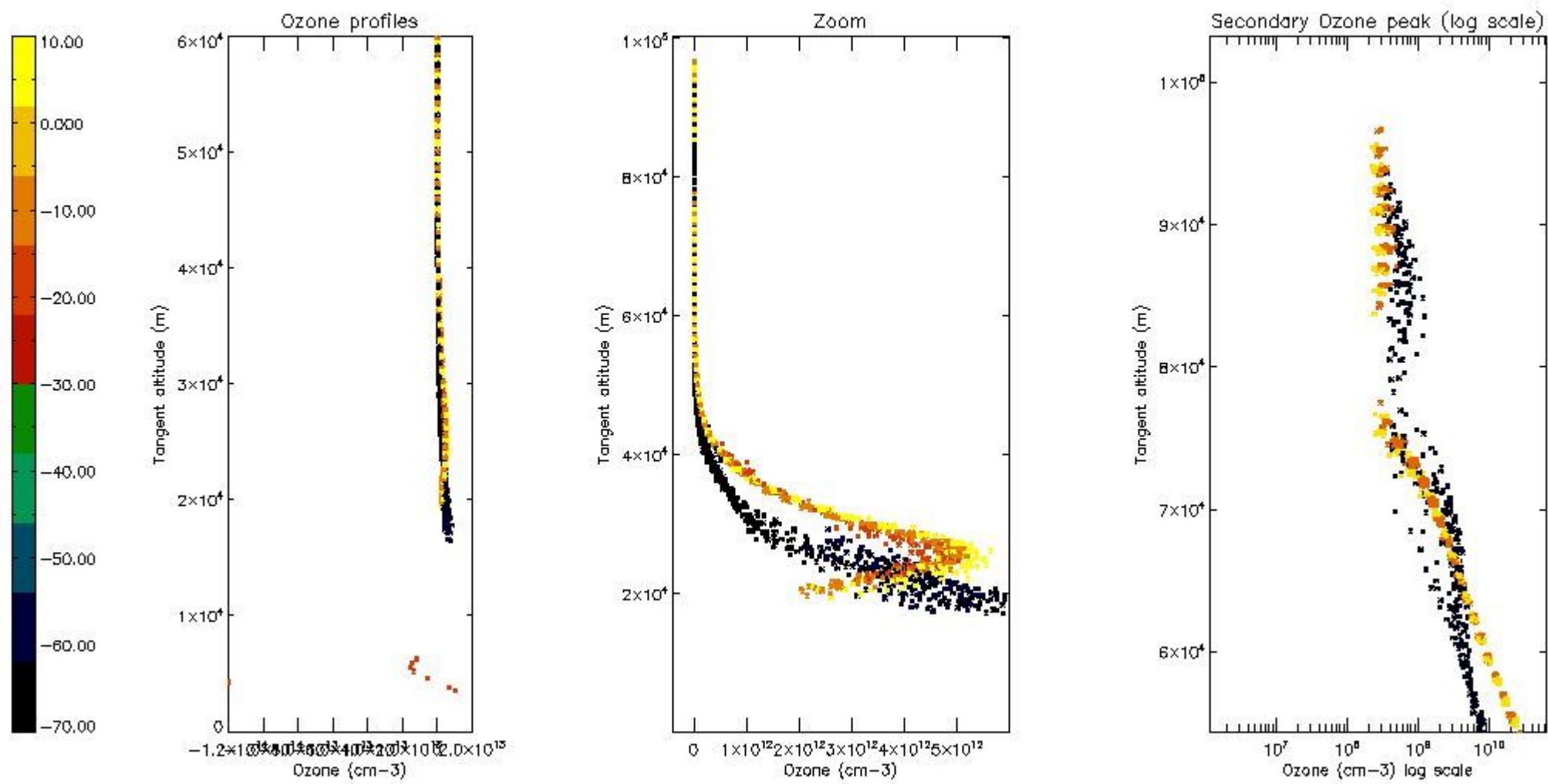
5.3 Plot ozone profiles where STD < 20% (dark without errors)

The colorbar represents the latitude.



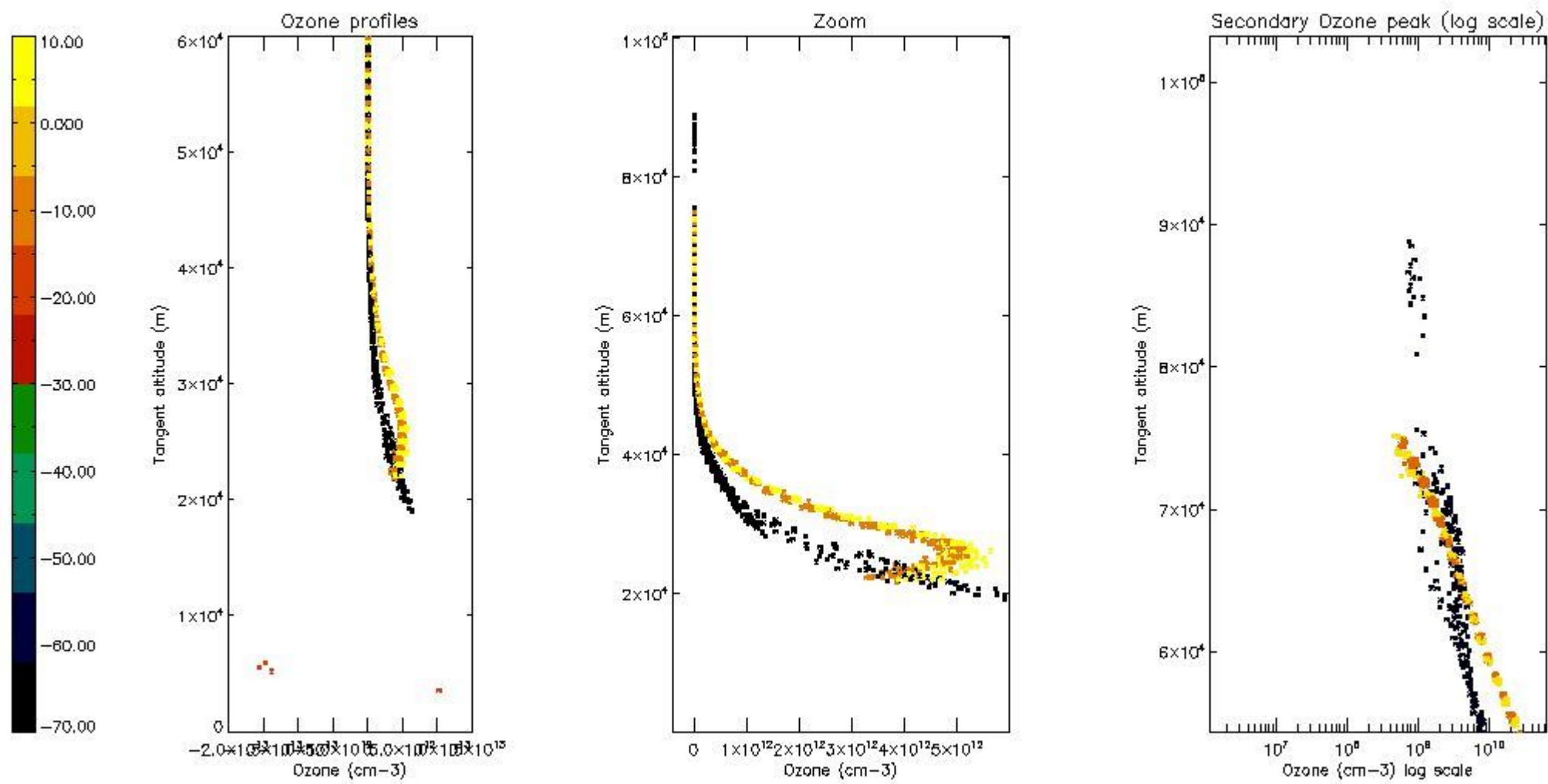
5.4 Plot ozone profiles where $STD < 10\%$ (dark without errors)

The colorbar represents the latitude.



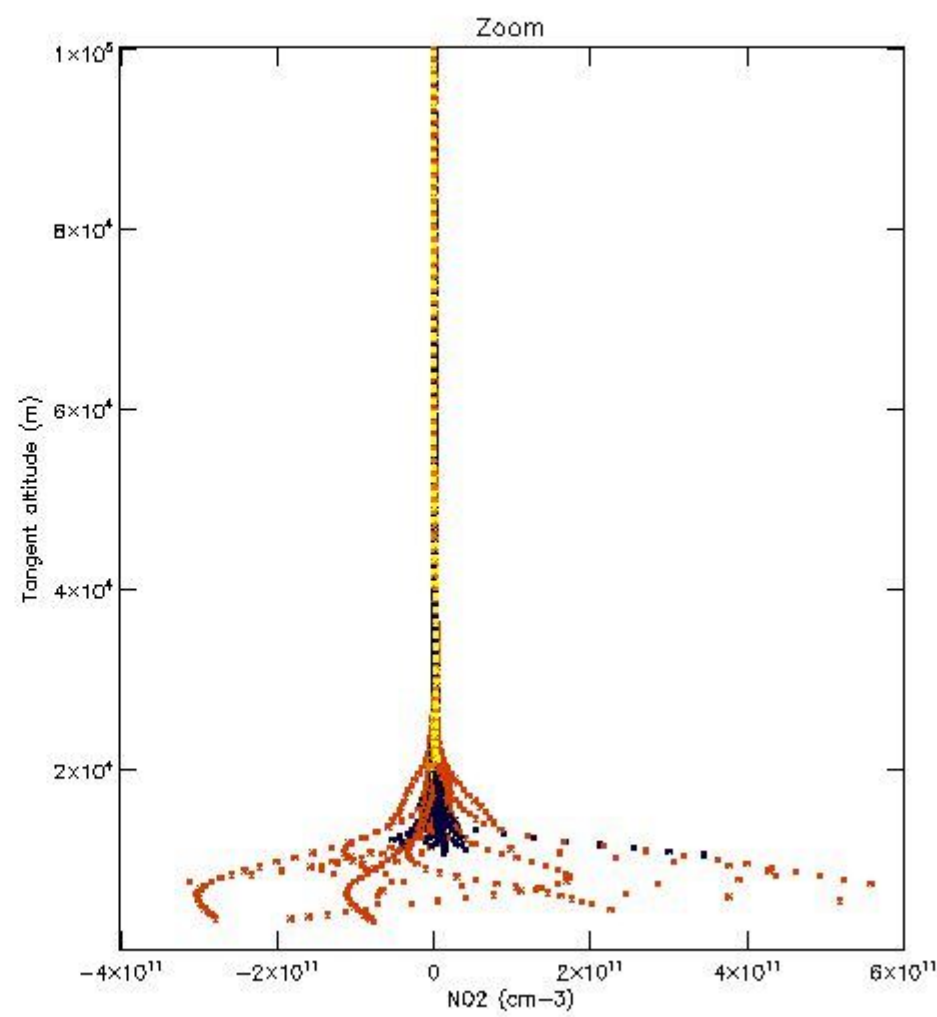
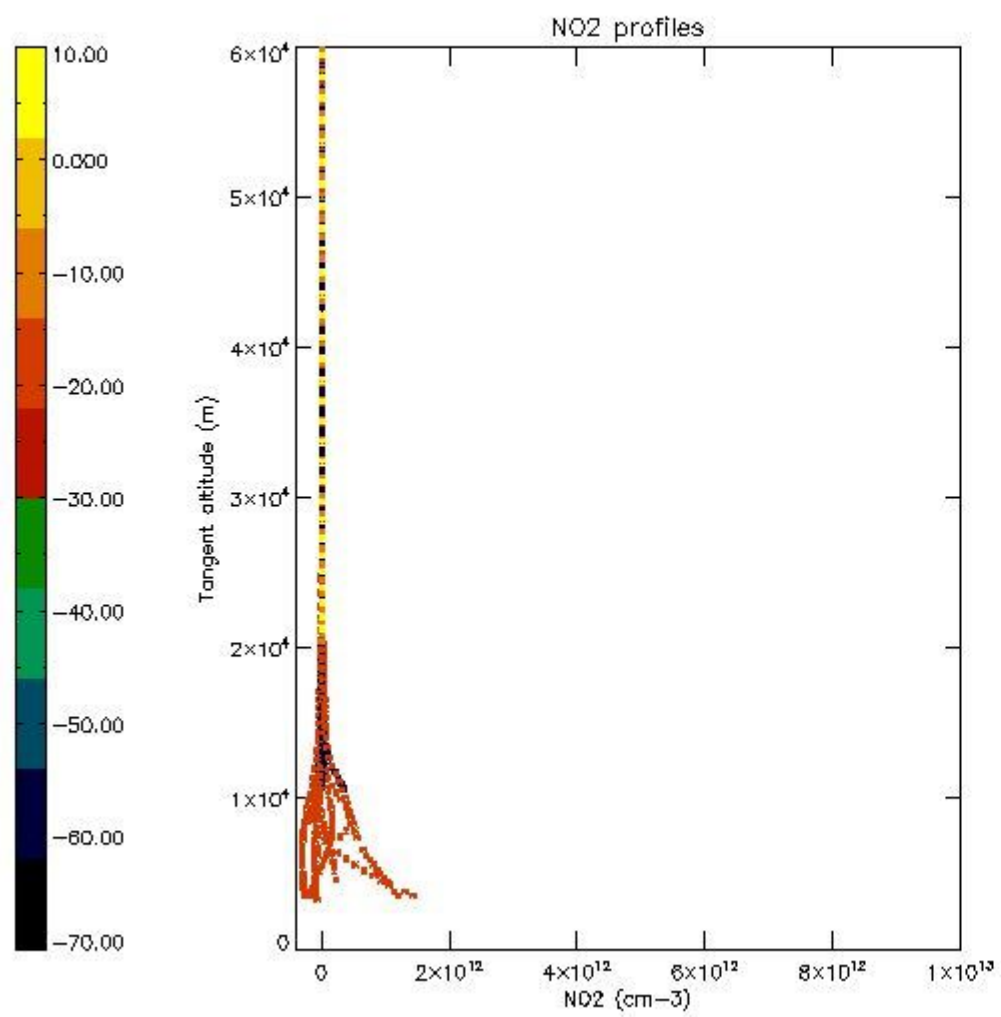
5.5 Plot ozone profiles where STD < 5% (dark without errors)

The colorbar represents the latitude.



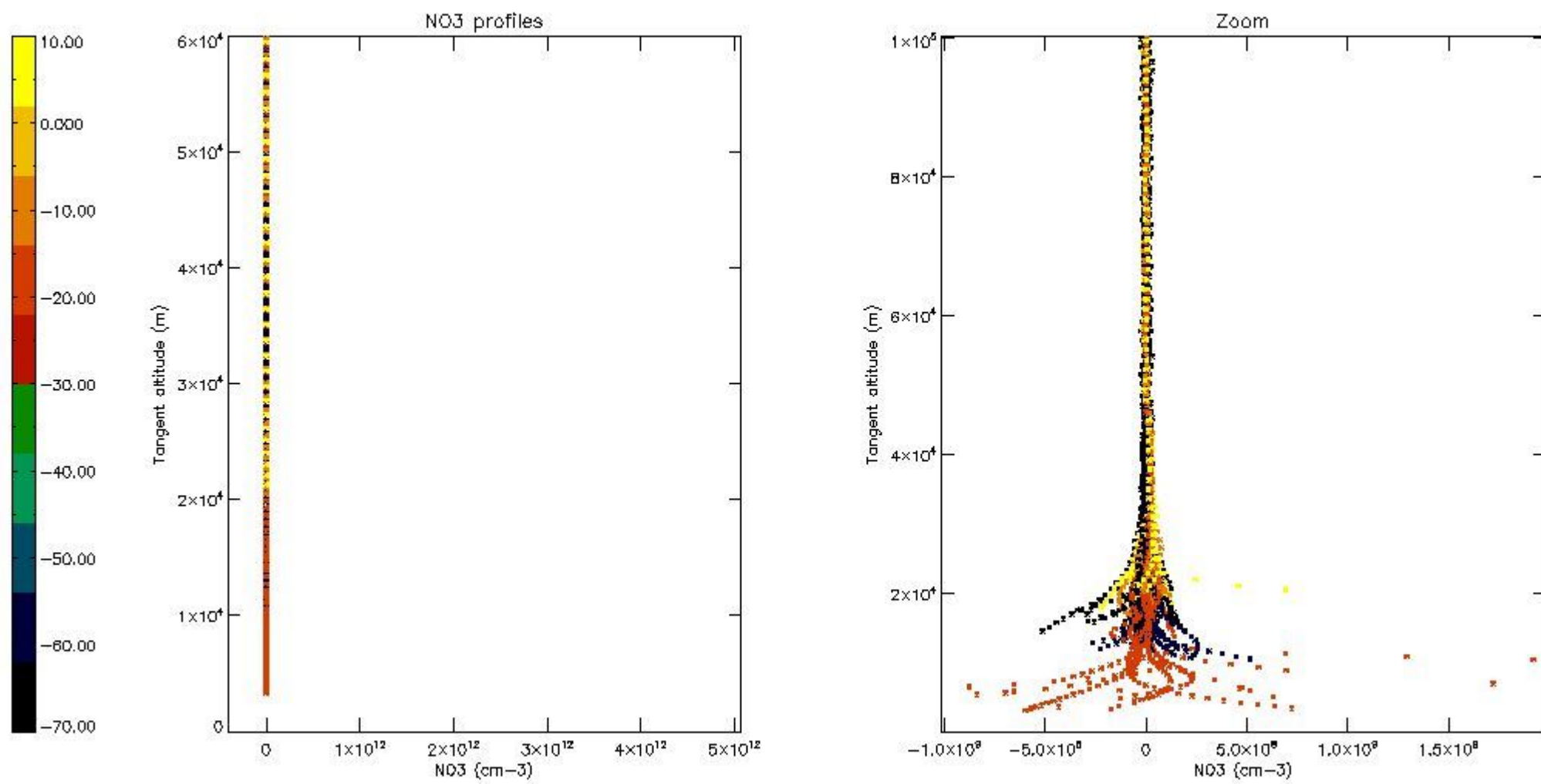
5.6 Plot NO₂ profiles for all STD (dark without errors)

The colorbar represents the latitude.



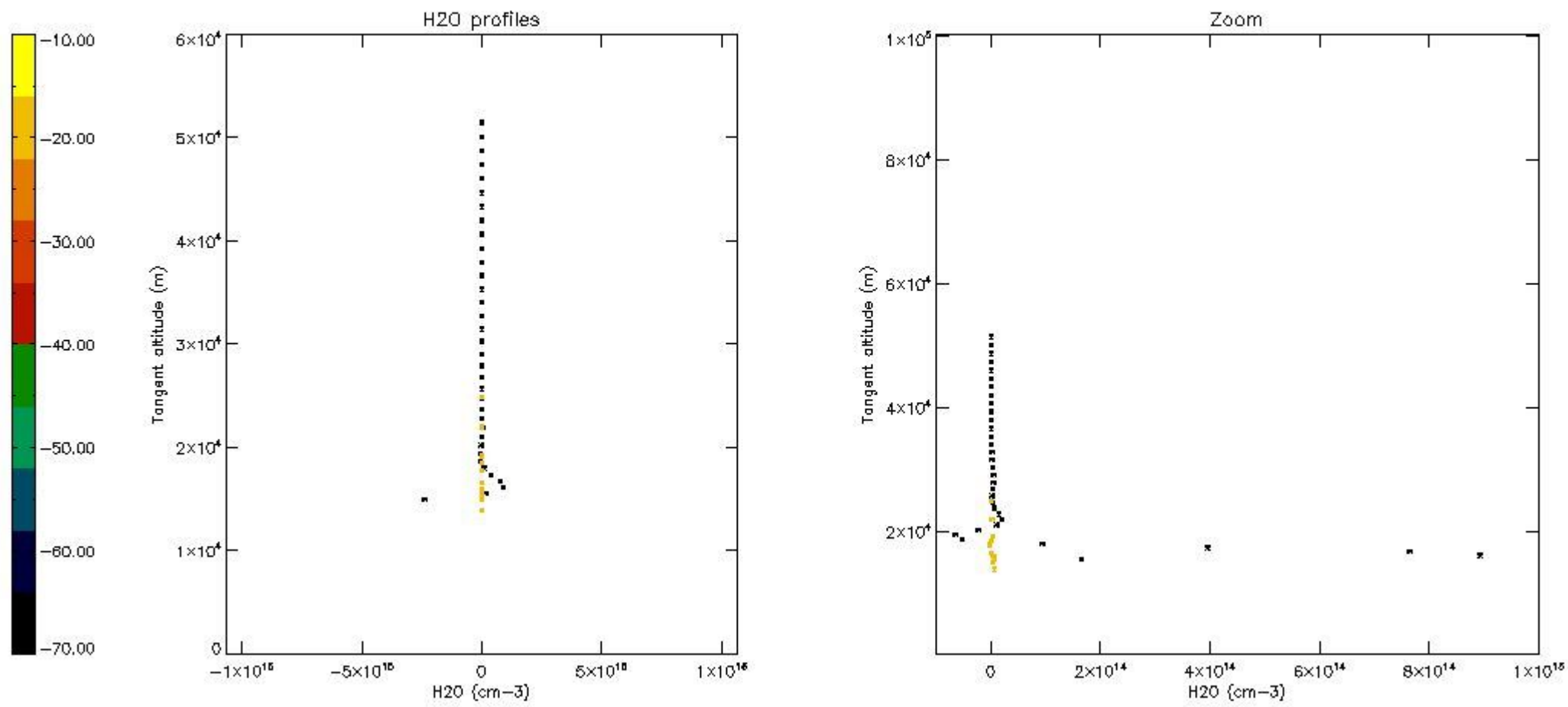
5.7 Plot NO3 profiles for all STD (dark without errors)

The colorbar represents the latitude.



5.8 Plot H2O profiles for all STD (only for occultations of stars 1,2,3,4,13,14,16,26,63 dark without errors)

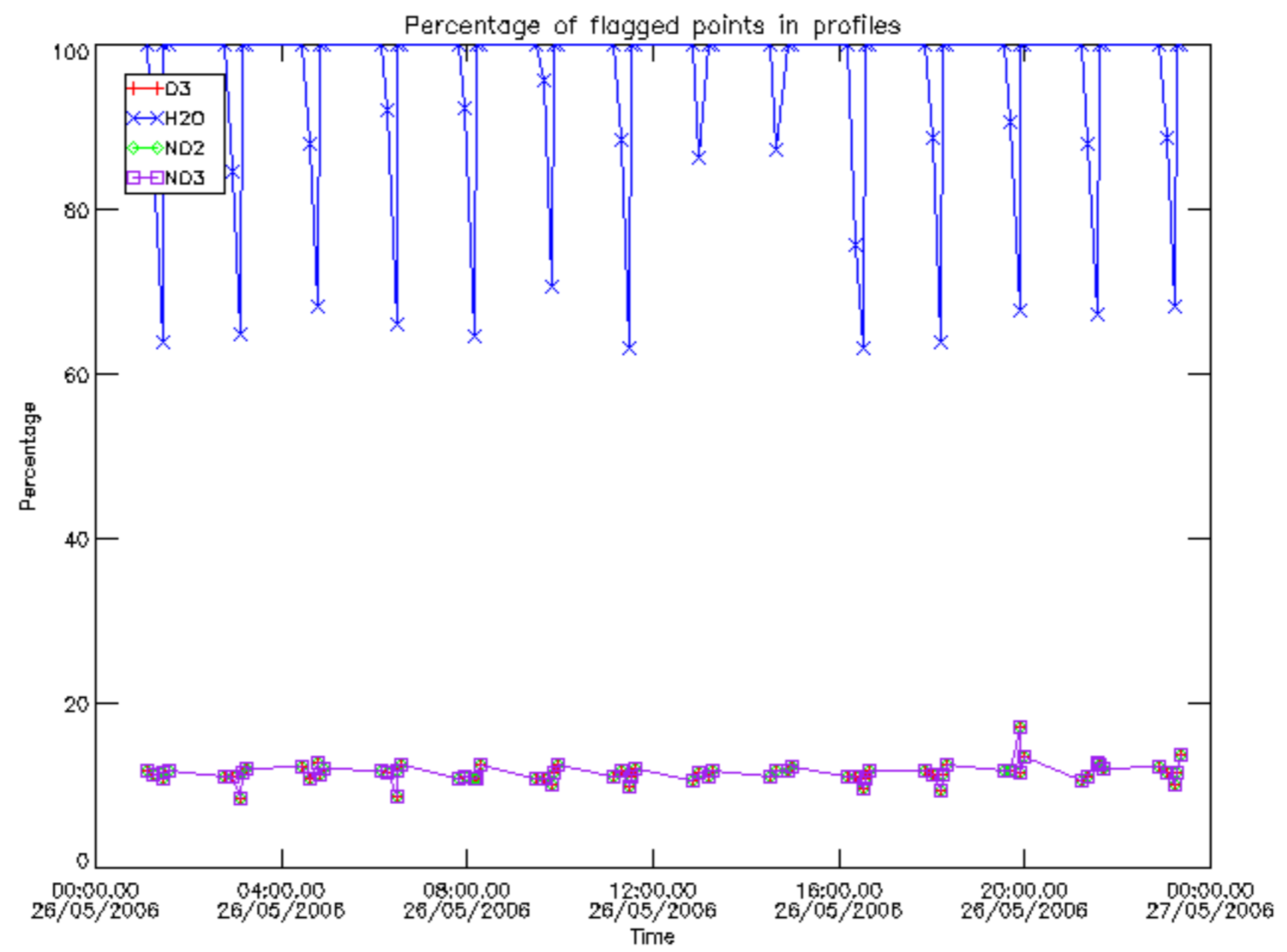
The colorbar represents the latitude.



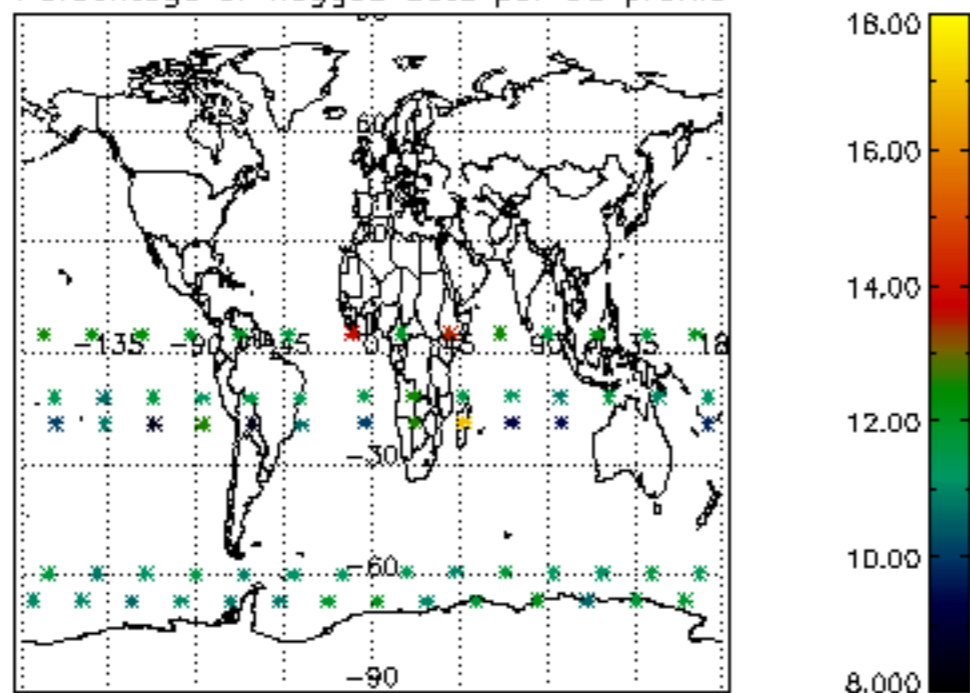
6. Auxiliary Data Files used for the production reported in section 2

The number reported in the third column indicates since which file (see list in section 2) the corresponding auxiliary file has been used. The fourth column is the date of those product files.

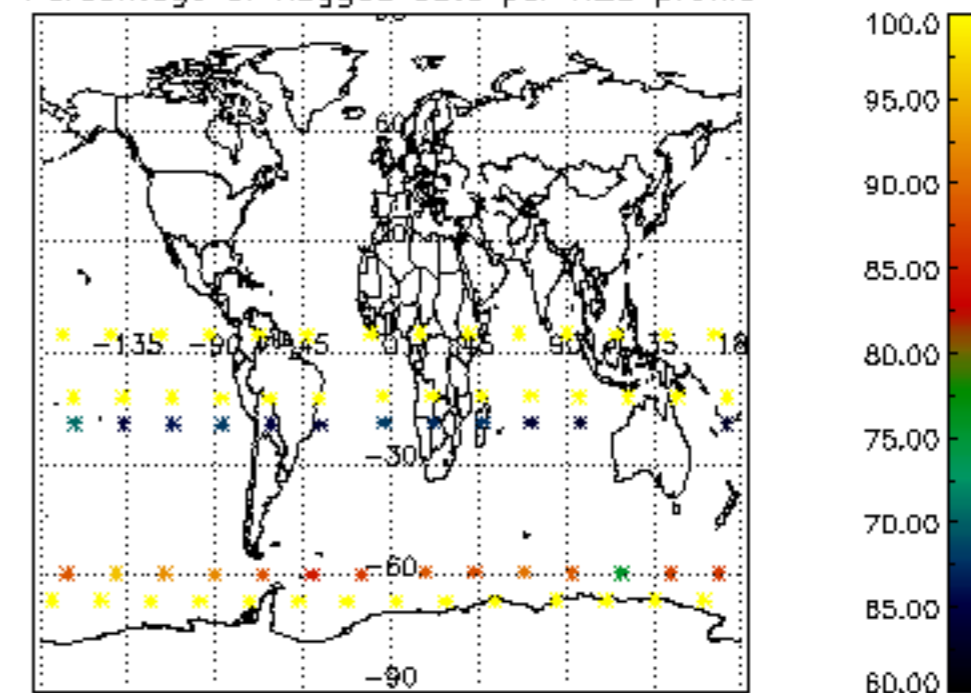
Type	Auxiliary Filename	Used since product	Used since product date
INST_PHYS_CHARACTERISTICS	GOM_INS_AXVIEC20091111_143220_20030716_120000_20500101_000000	1	26-MAY-2006 00:02:29
LEVEL-2_PROC_CONFIG	GOM_PR2_AXVIEC20091111_152718_20020301_000000_20500101_000000	1	26-MAY-2006 00:02:29
CROSS_SECTIONS_FILE	GOM_CRS_AXVIEC20091111_154832_20020301_000000_20500101_000000	1	26-MAY-2006 00:02:29



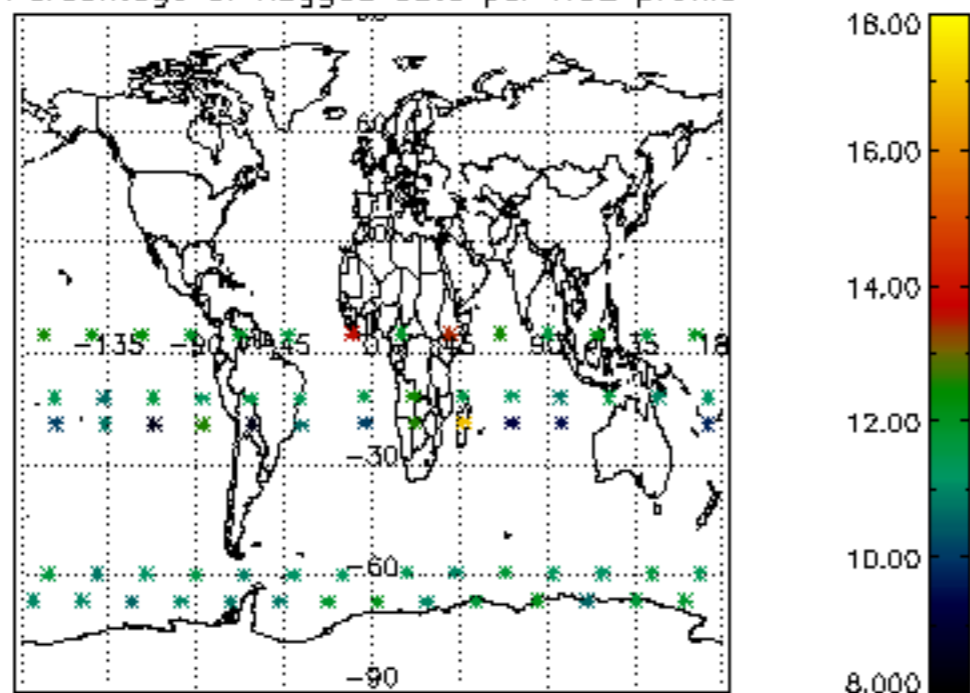
Percentage of flagged data per D3 profile



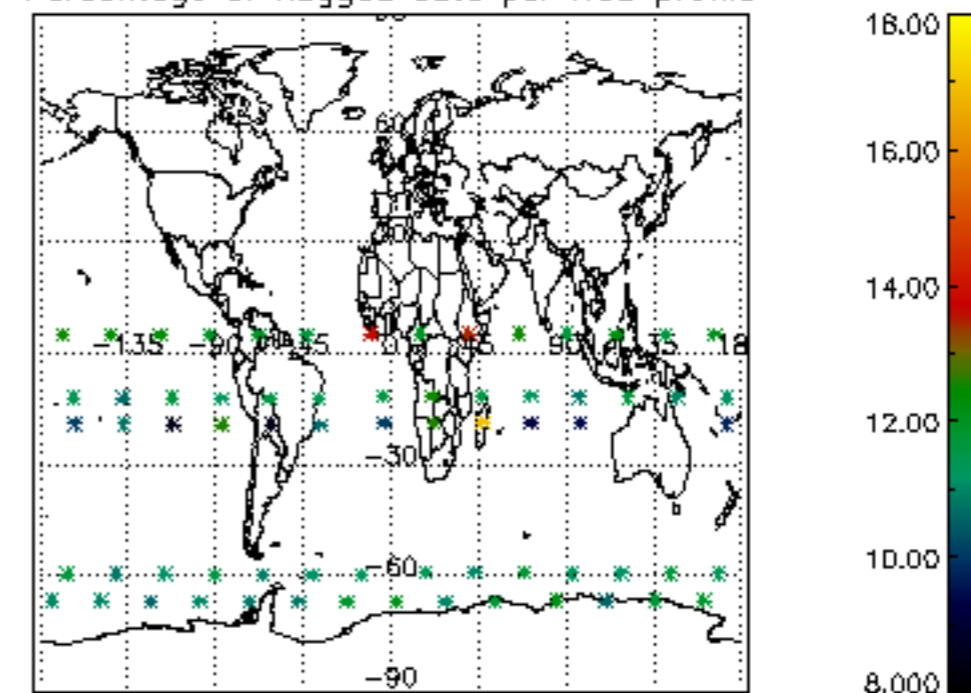
Percentage of flagged data per H2O profile

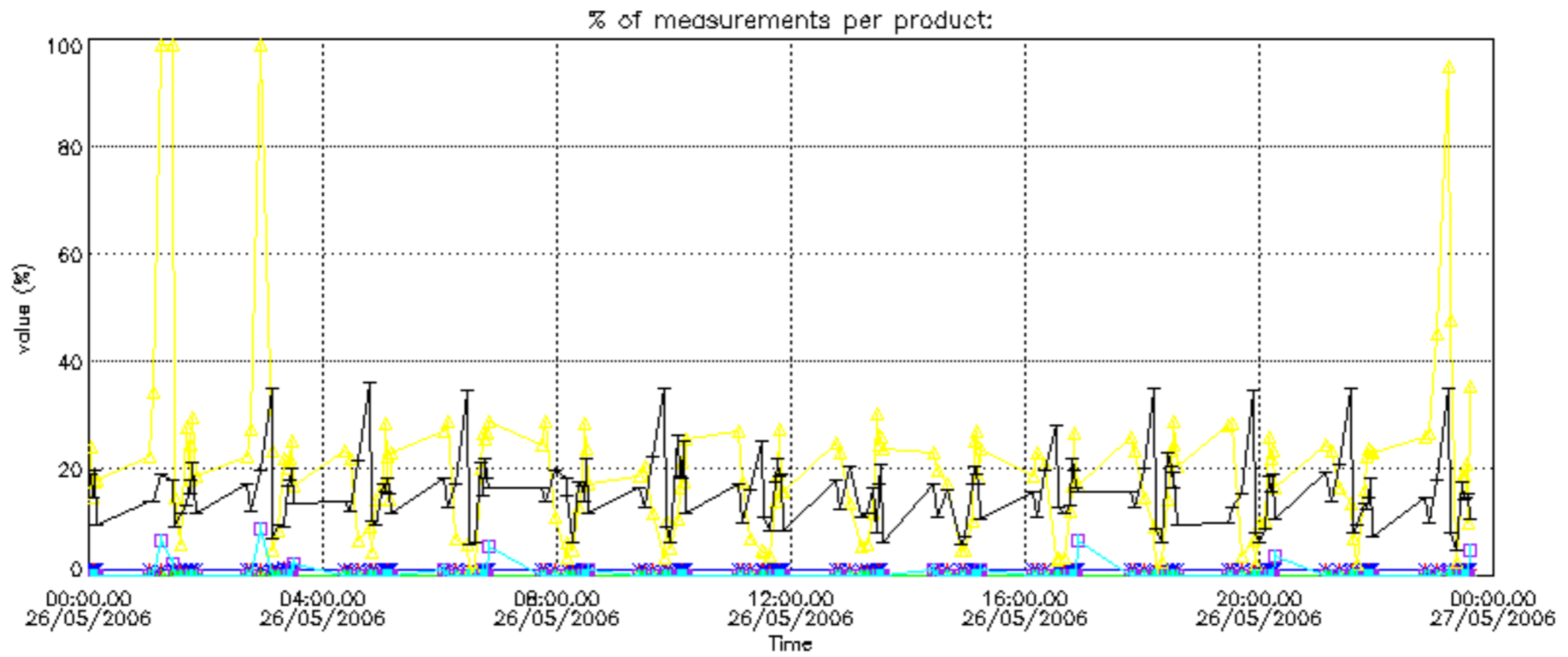


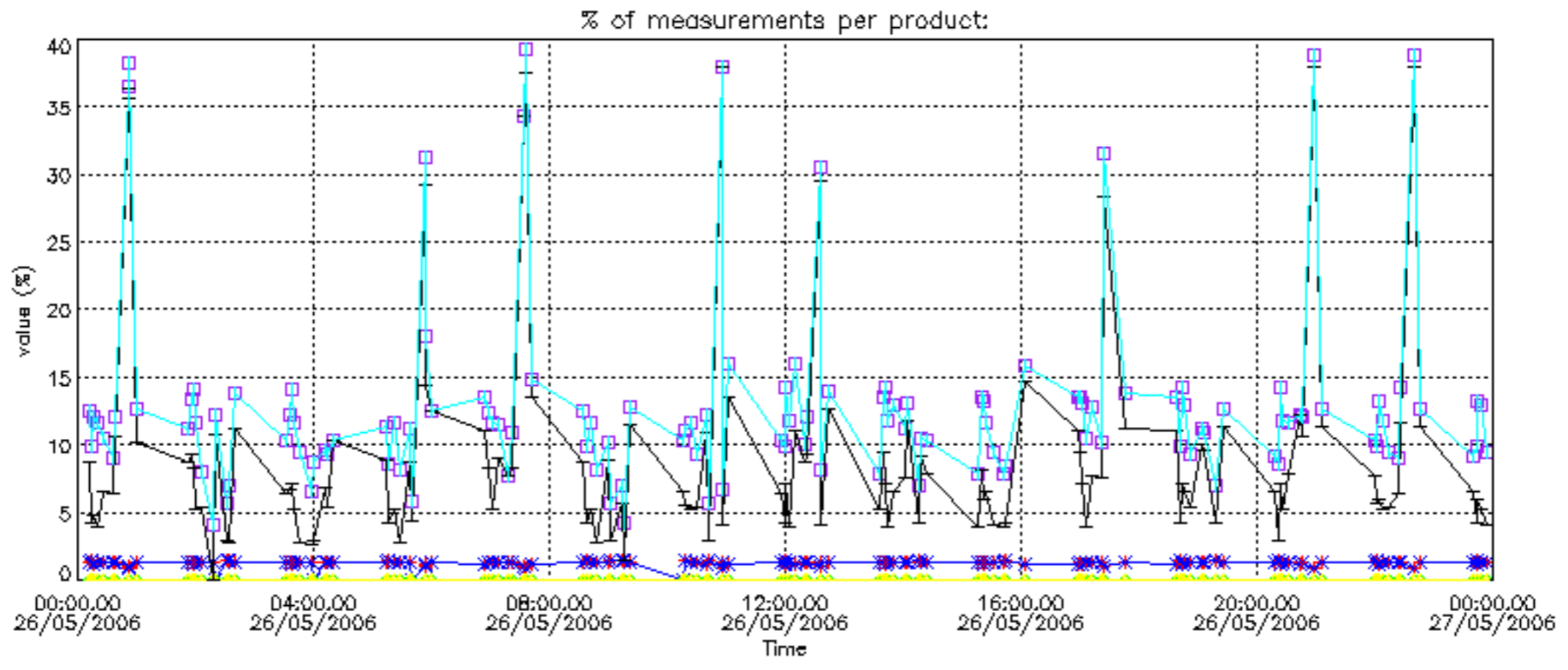
Percentage of flagged data per NO2 profile



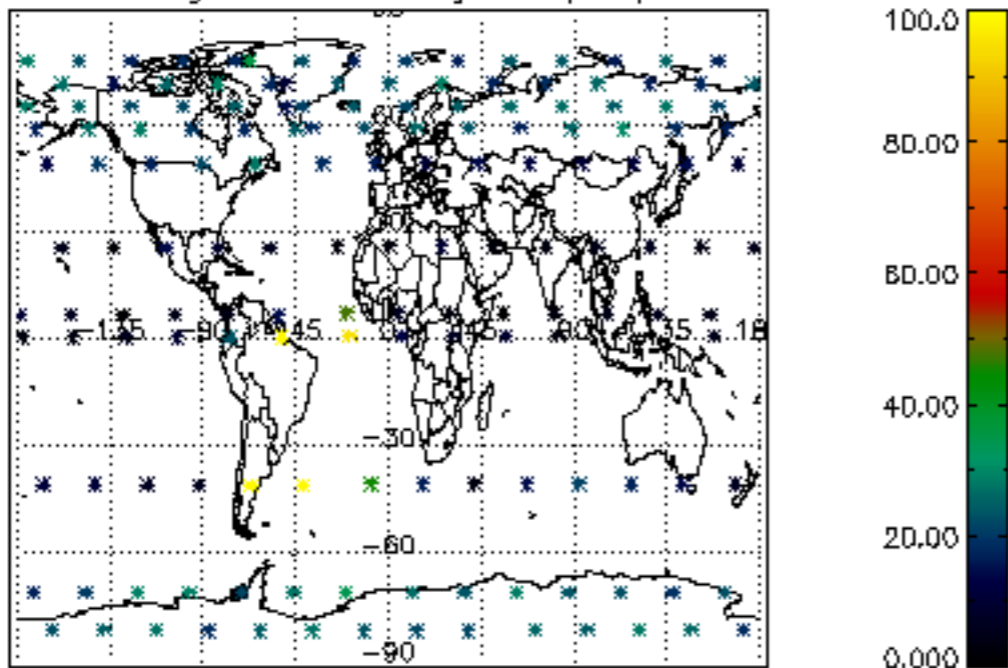
Percentage of flagged data per NO3 profile



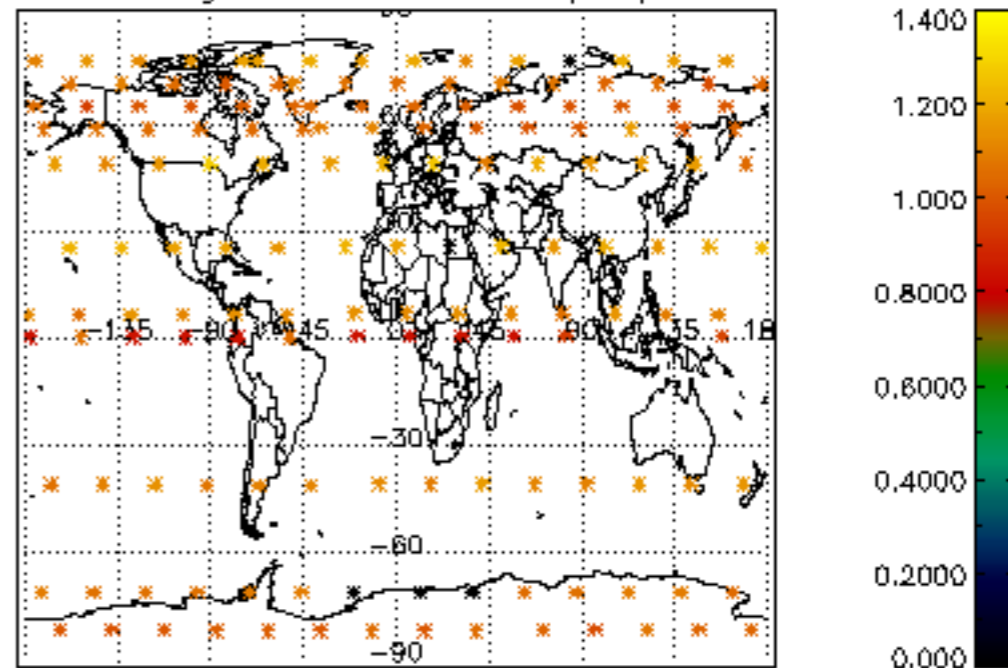




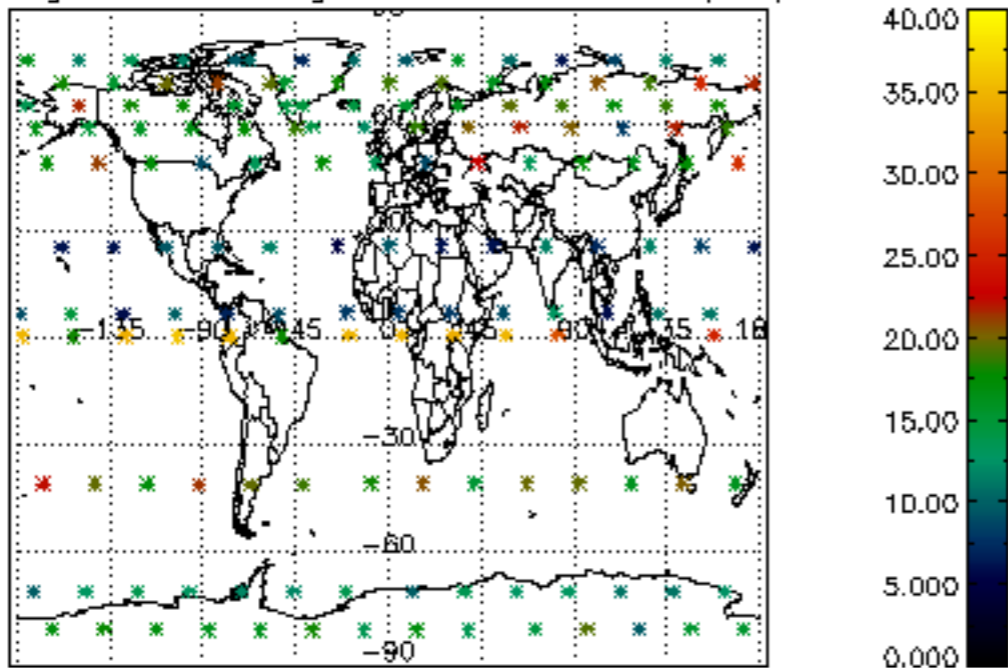
Percentage of cosmic ray hits per profile



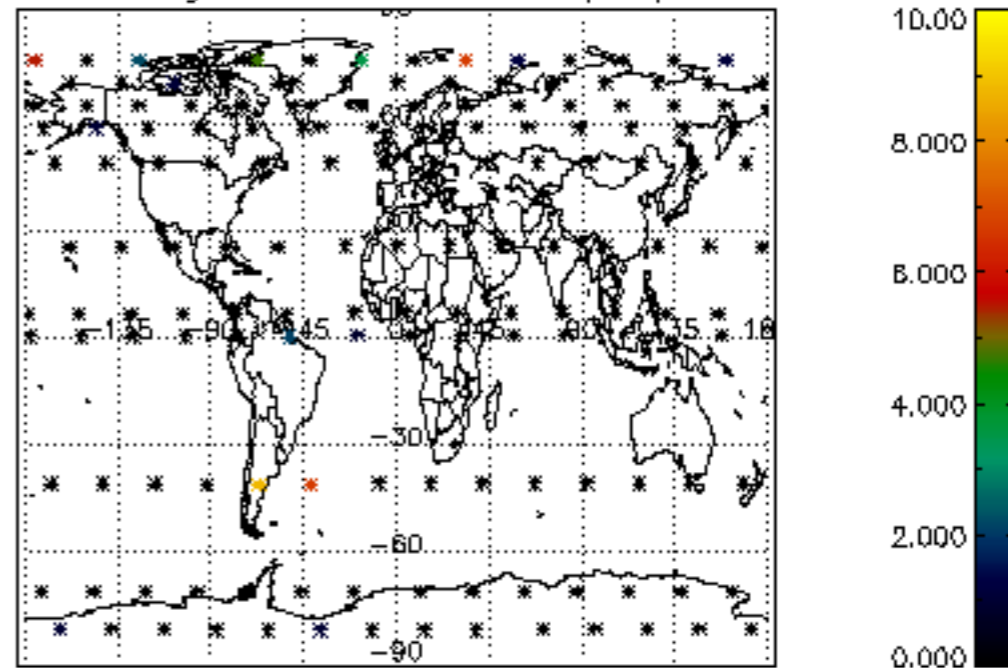
Percentage of datation errors per profile



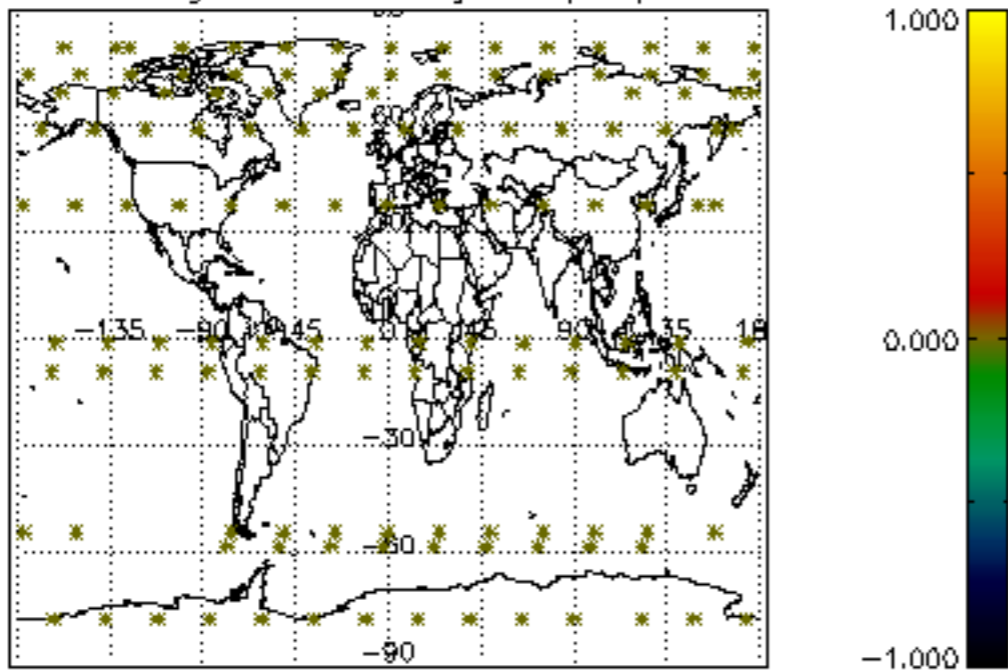
Percentage of star falling outside central band per profile



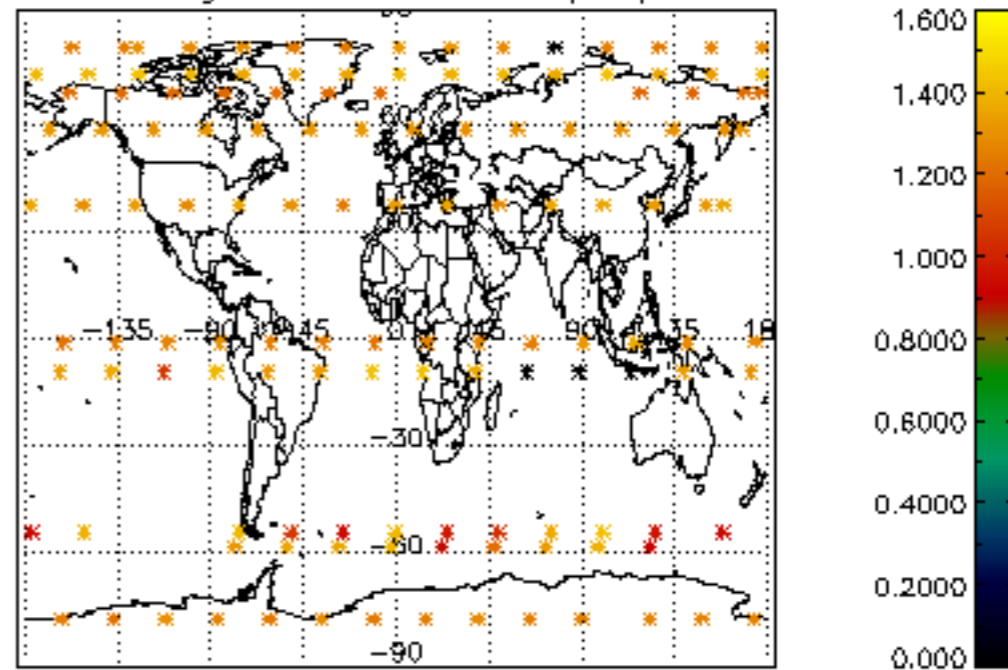
Percentage of saturation errors per profile



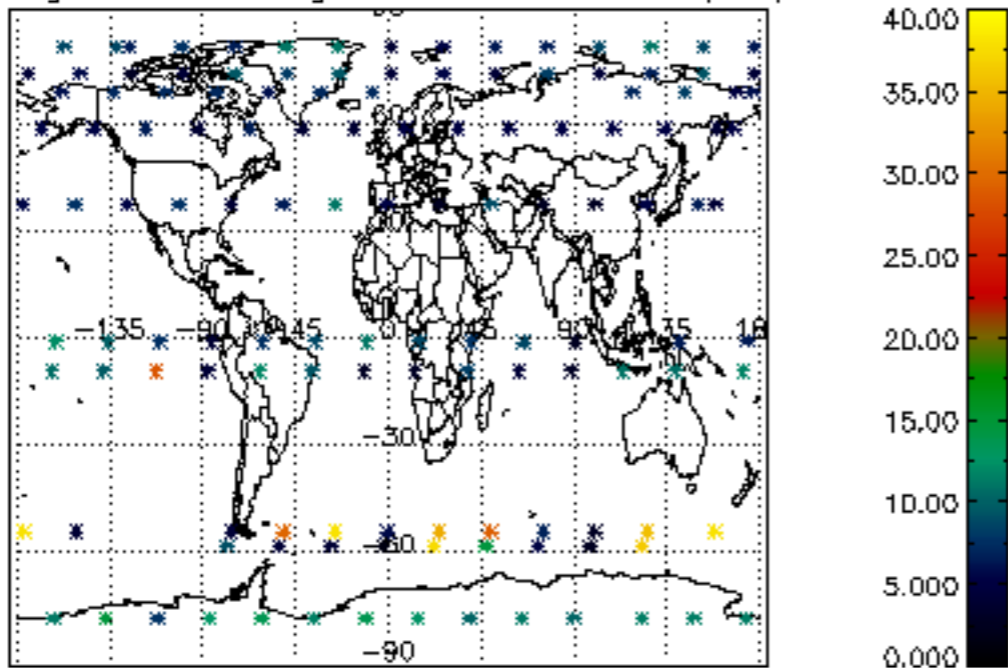
Percentage of cosmic ray hits per profile



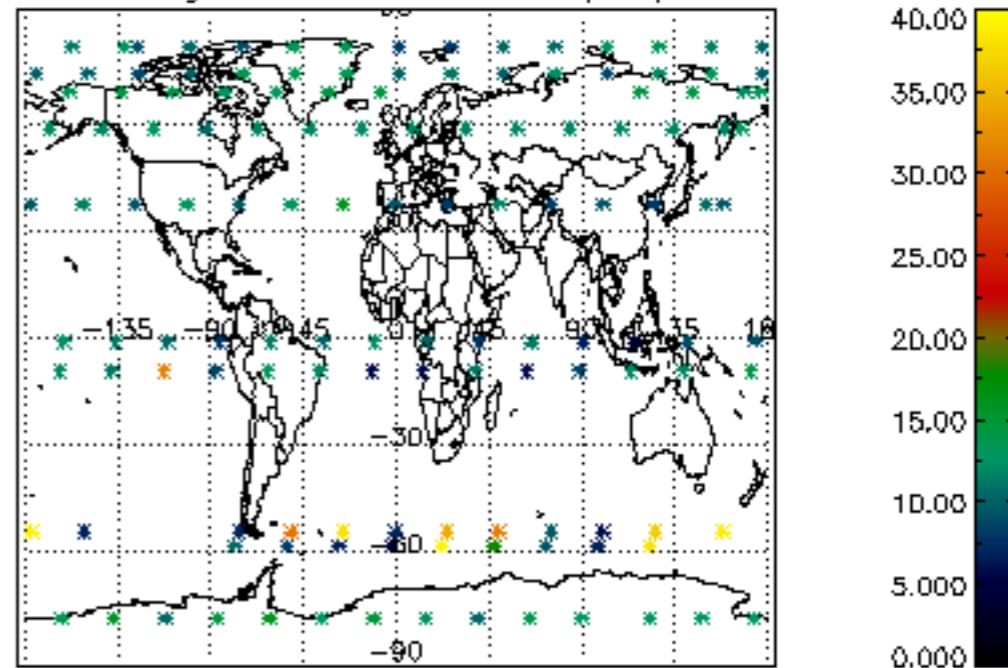
Percentage of datation errors per profile

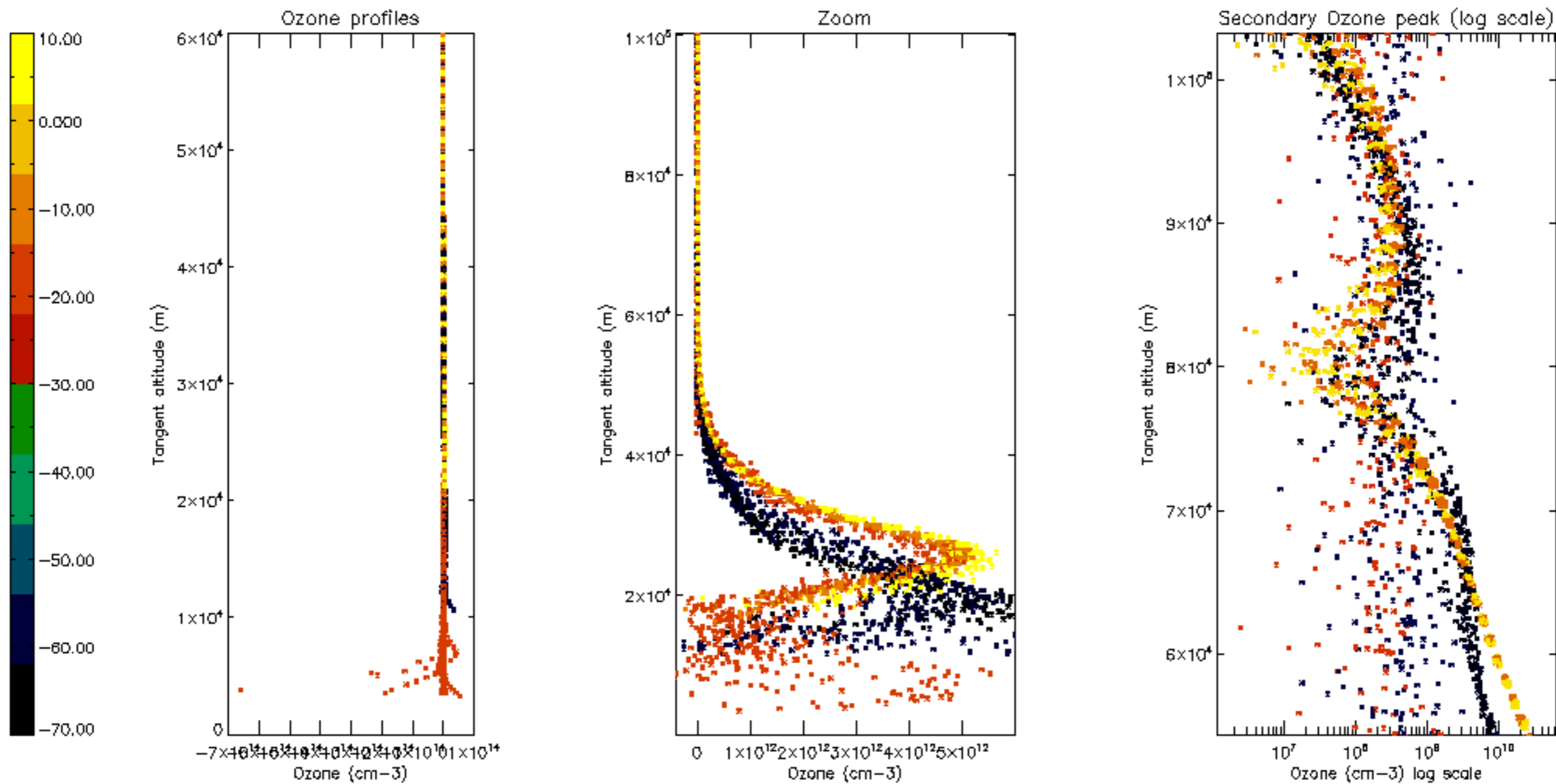


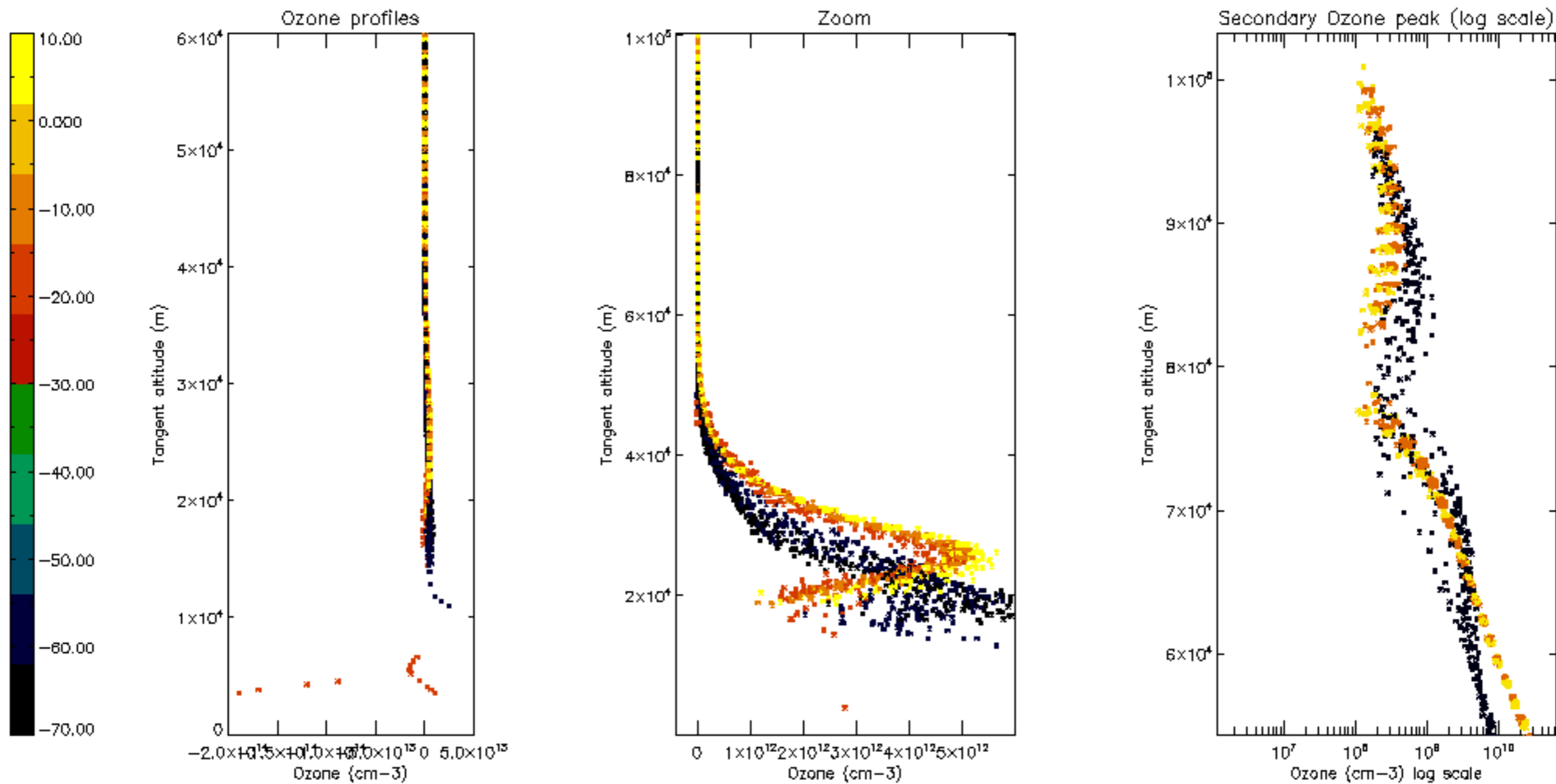
Percentage of star falling outside central band per profile

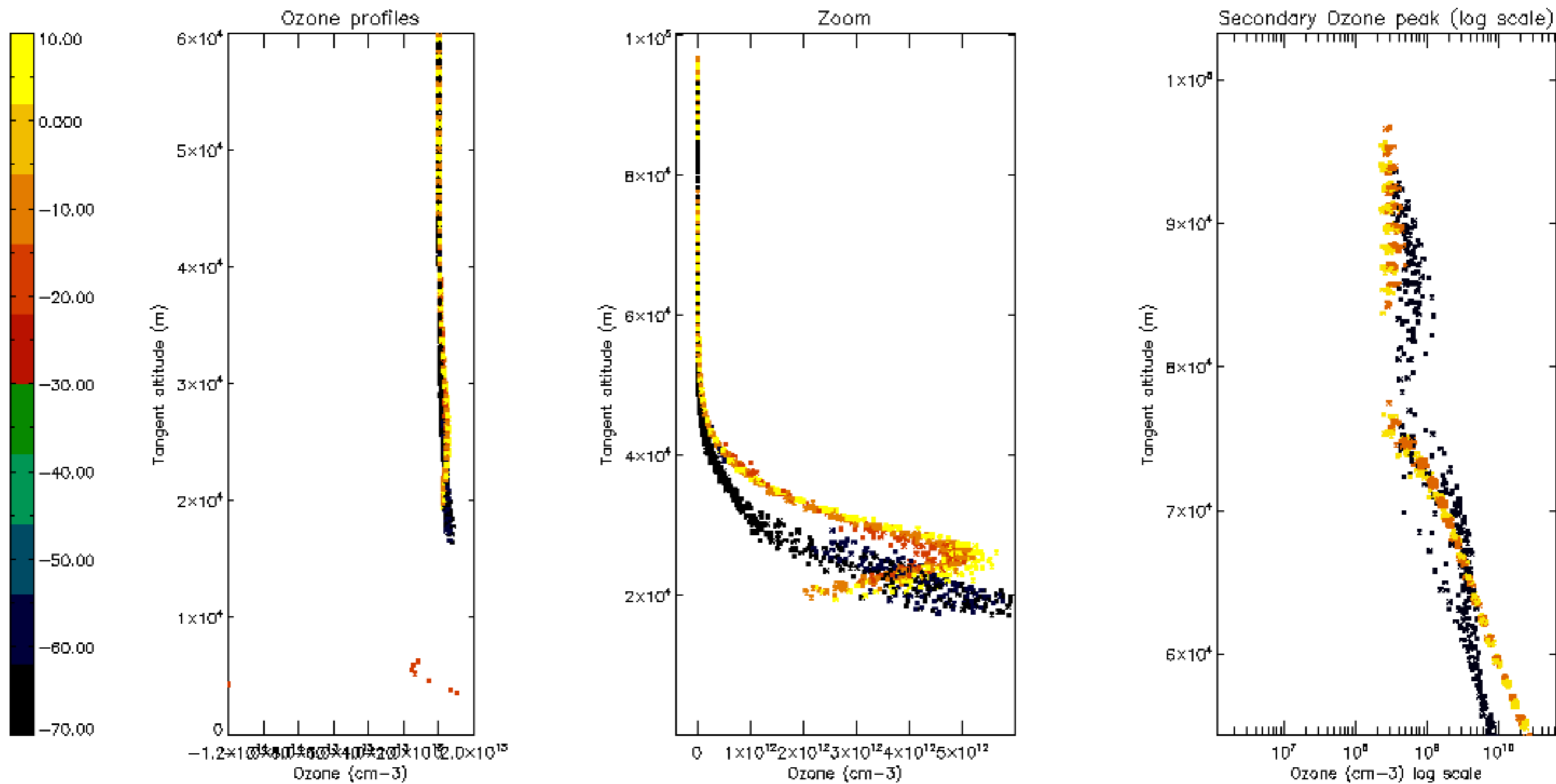


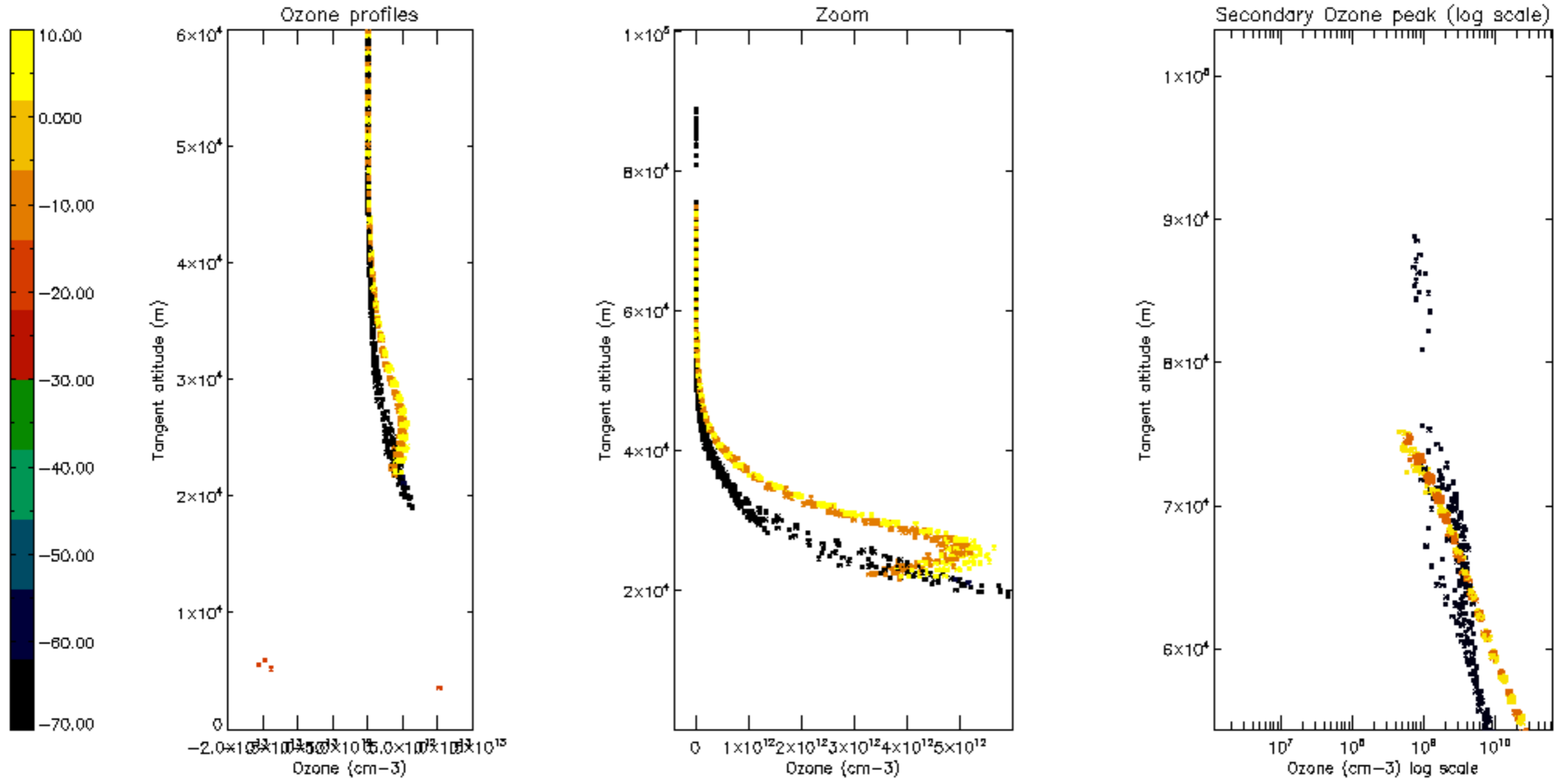
Percentage of saturation errors per profile

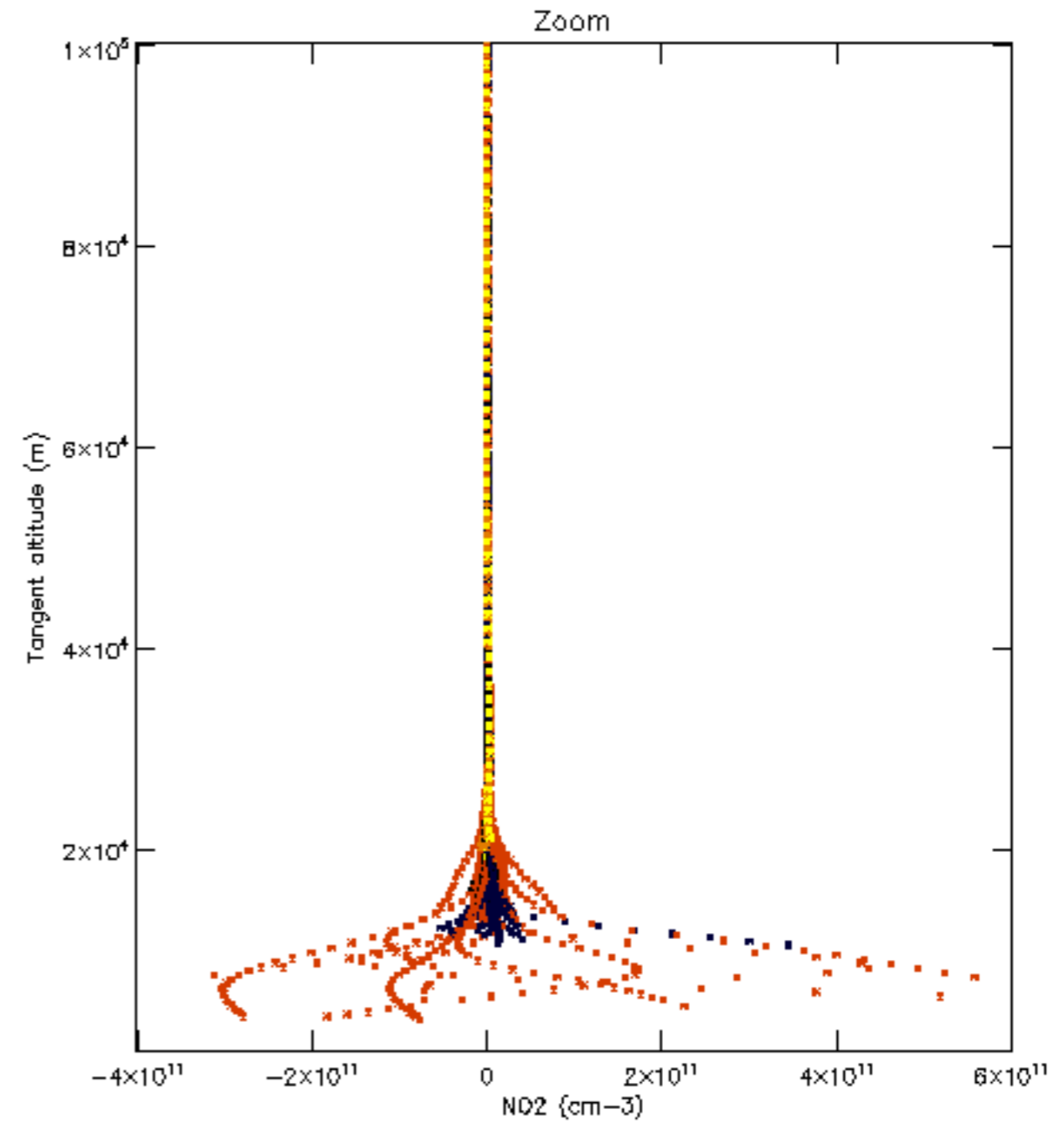
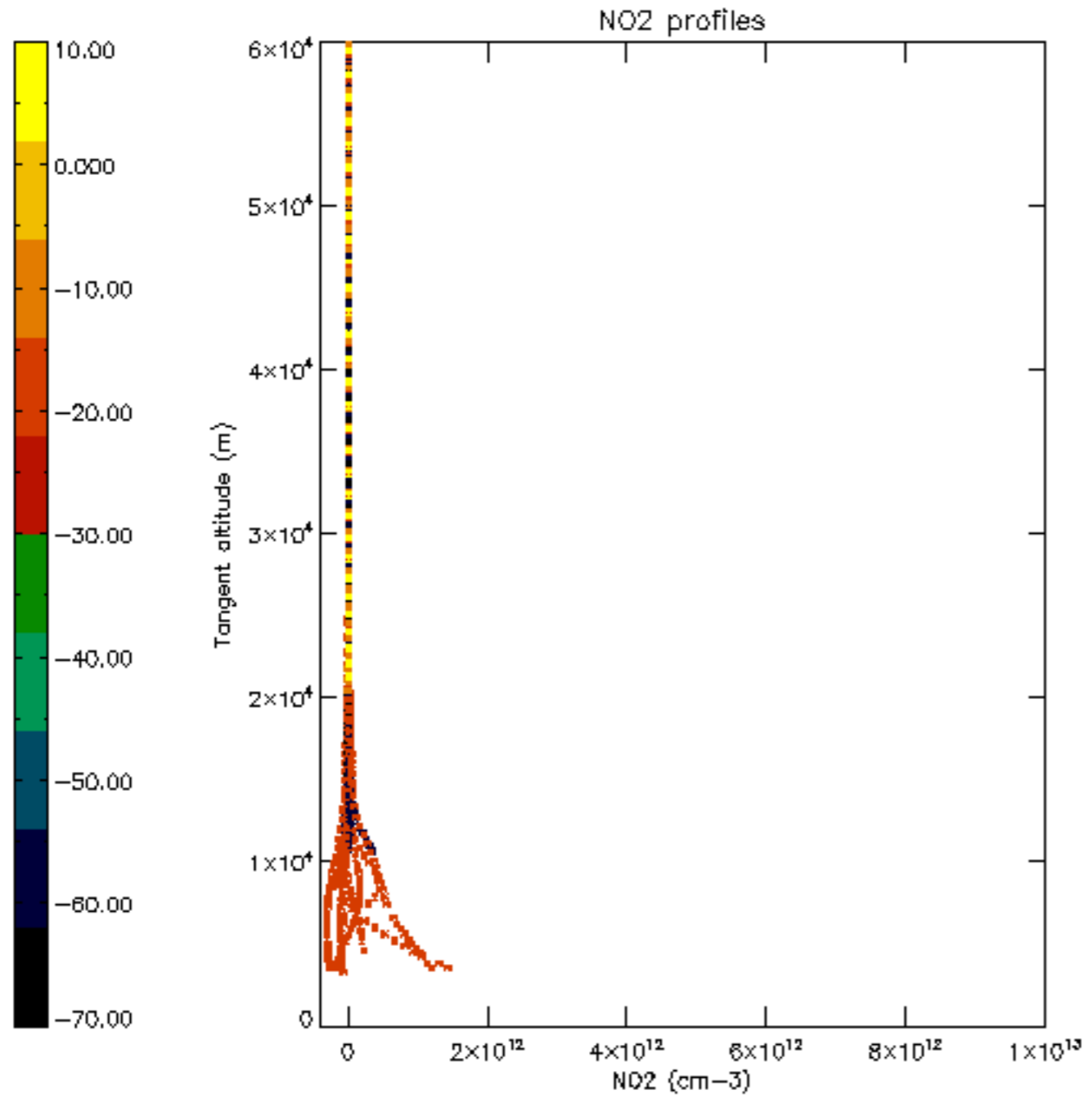


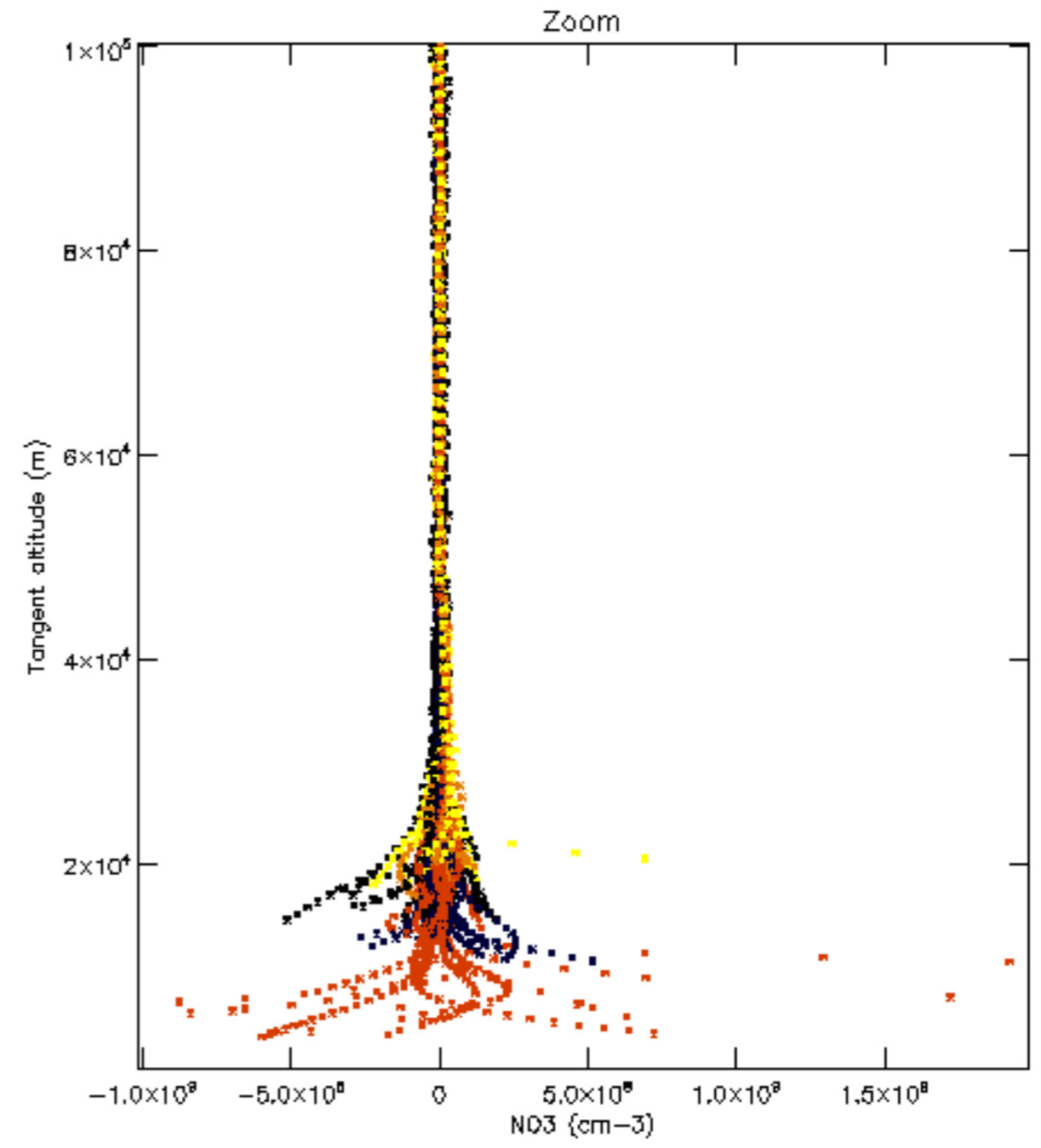
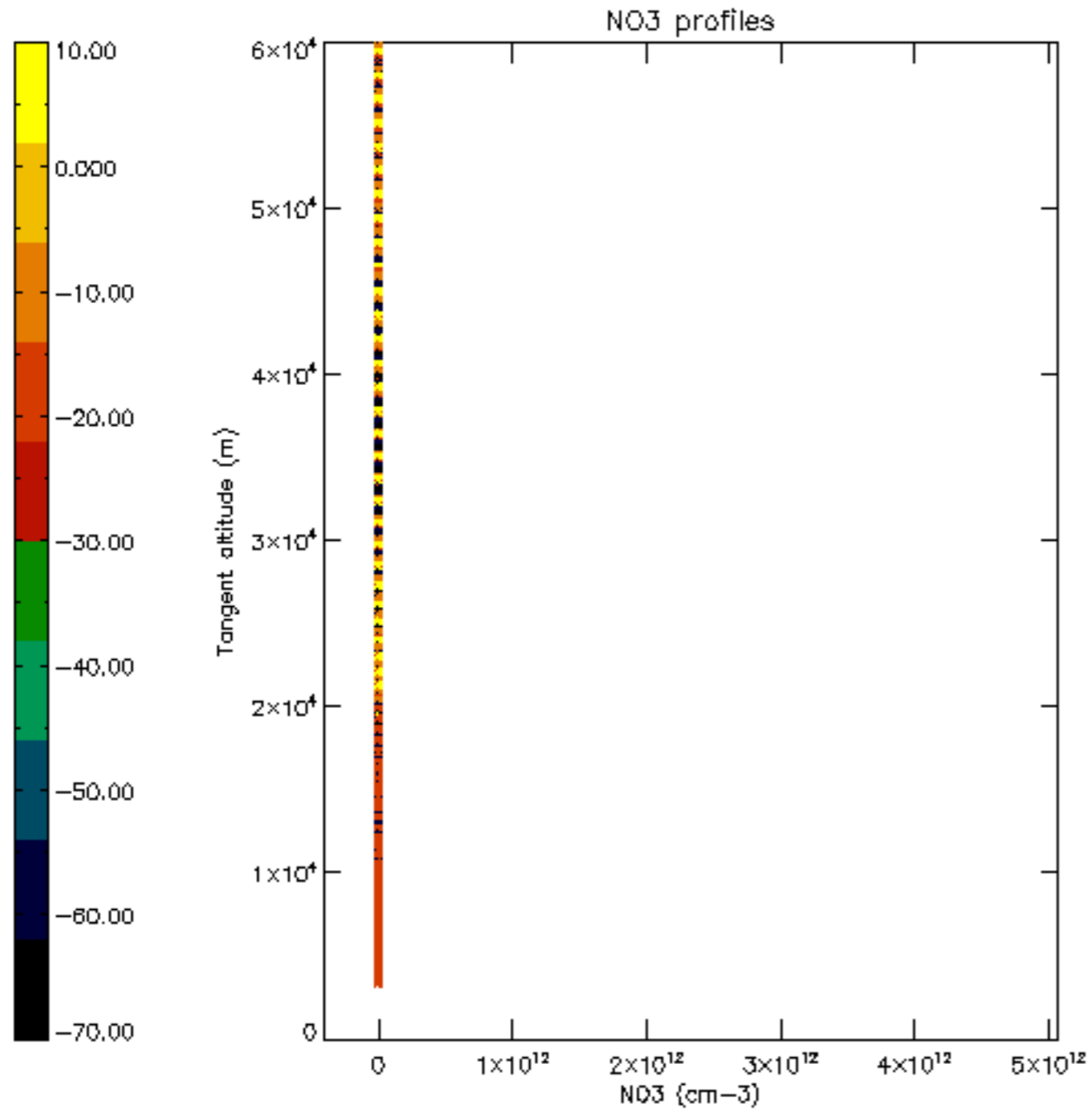


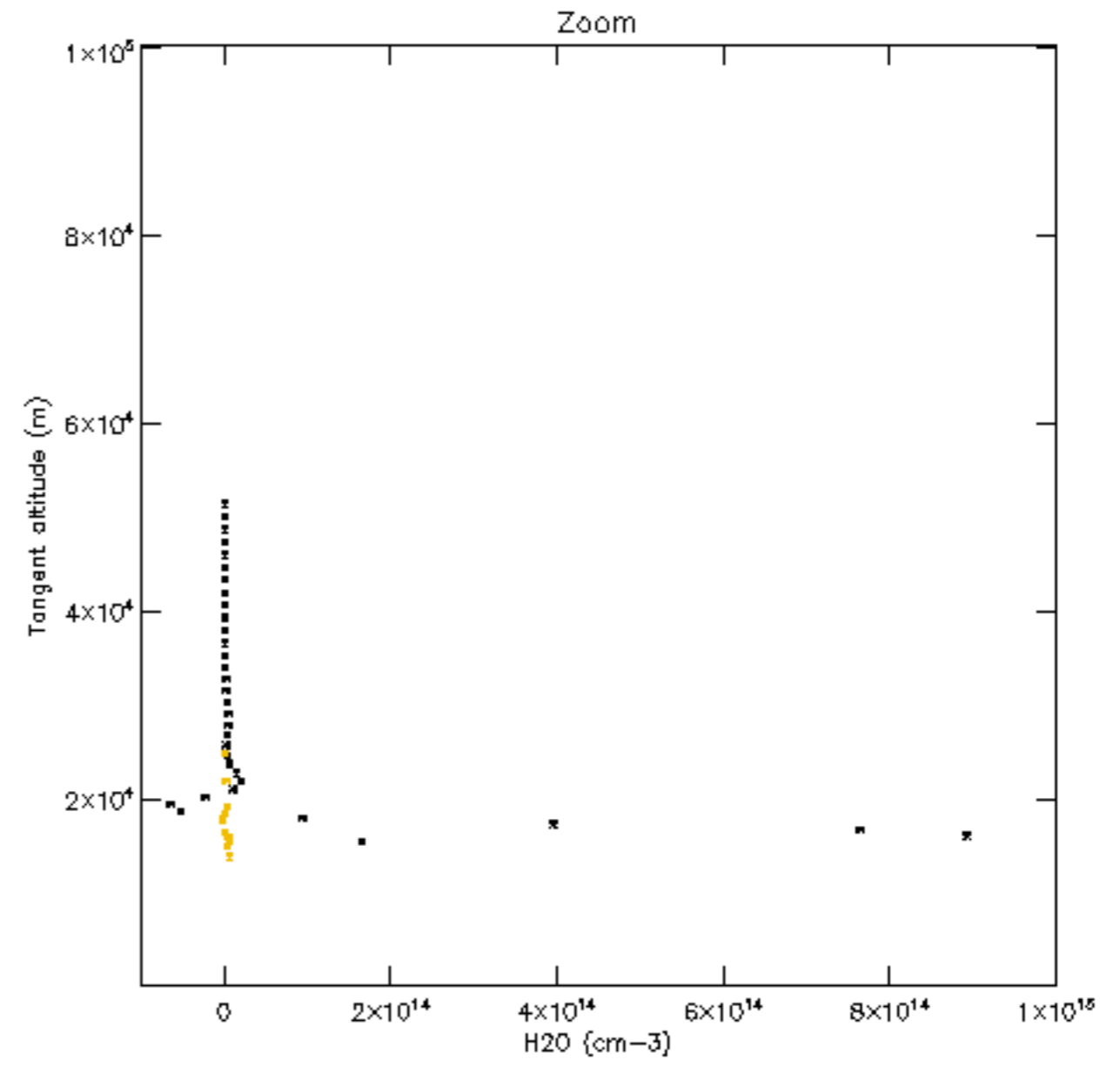
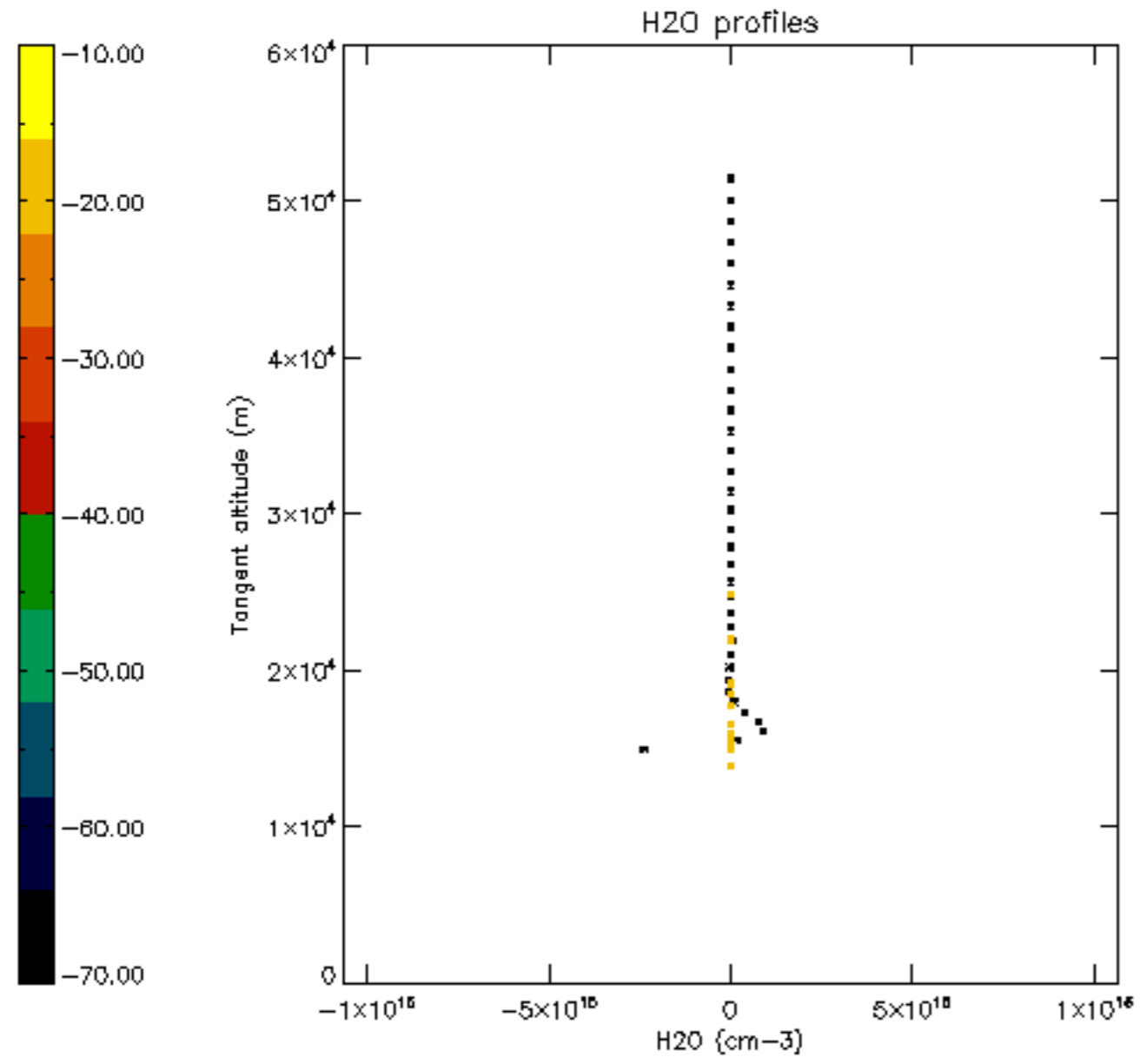


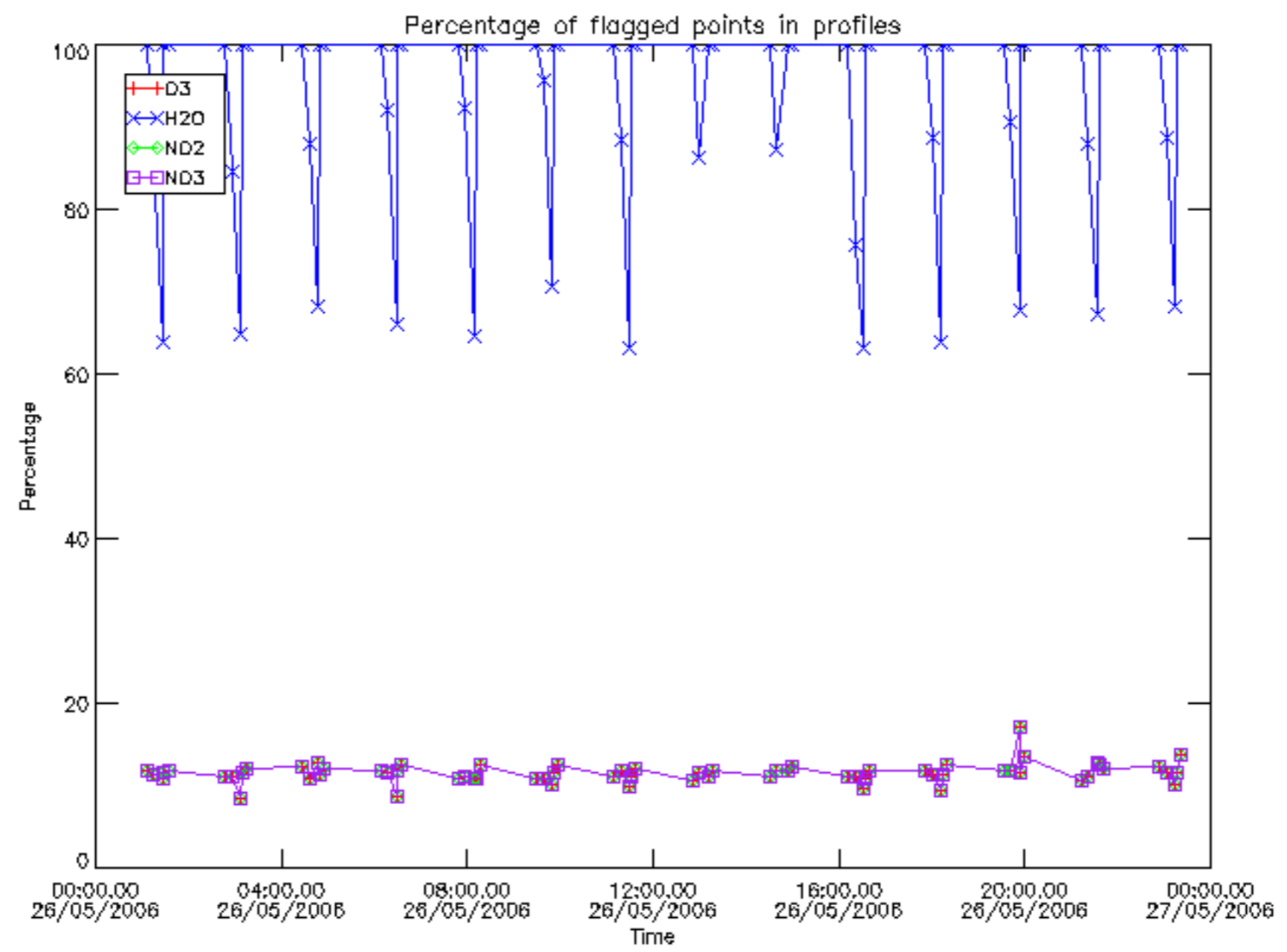




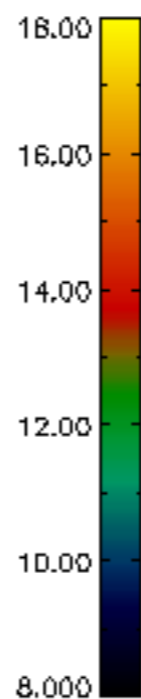
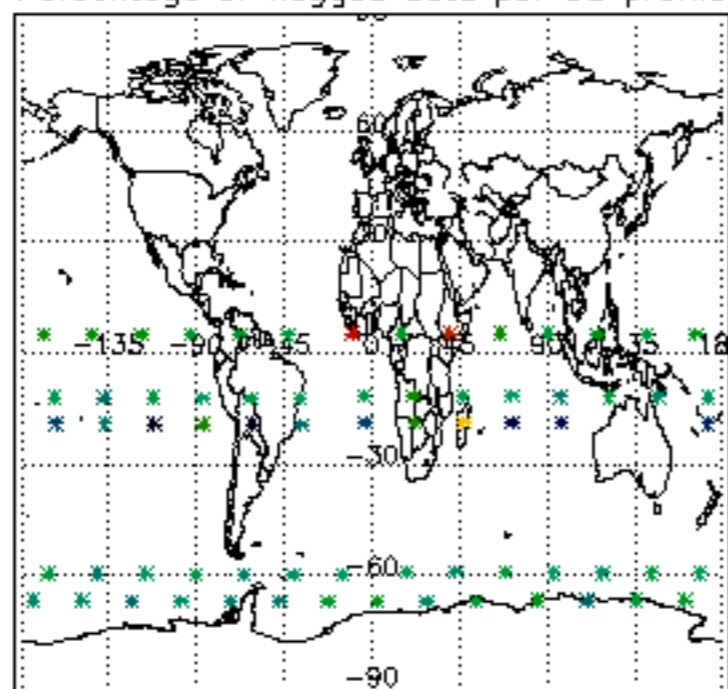




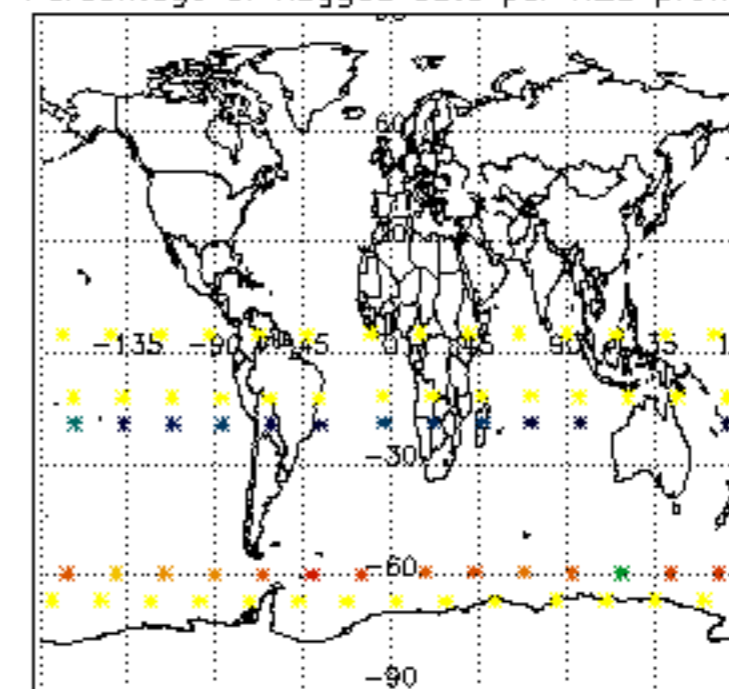




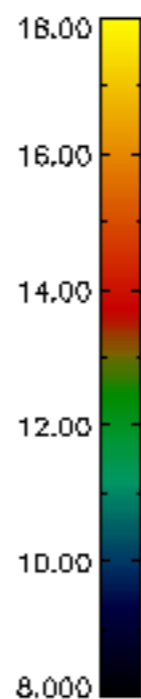
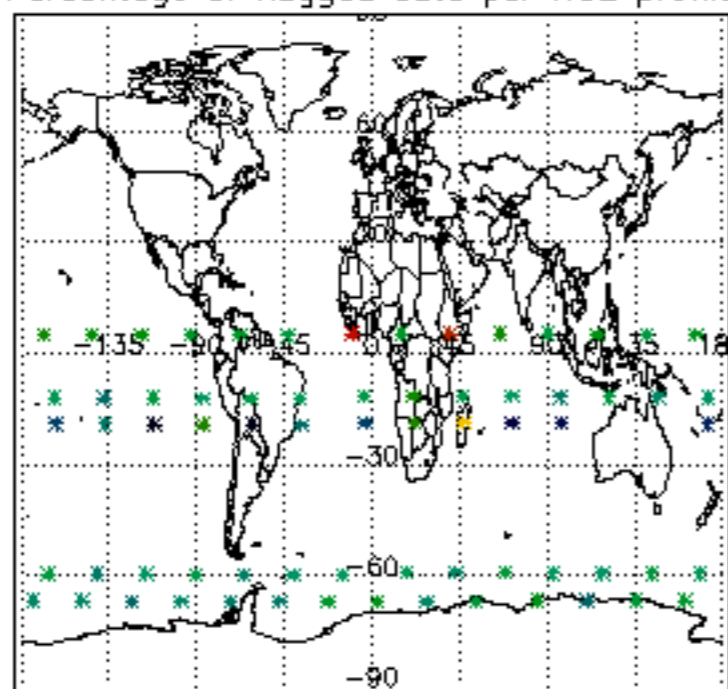
Percentage of flagged data per D3 profile



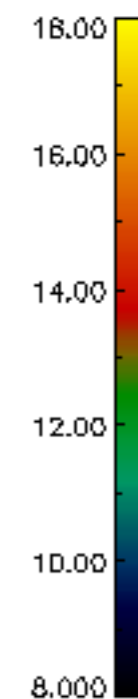
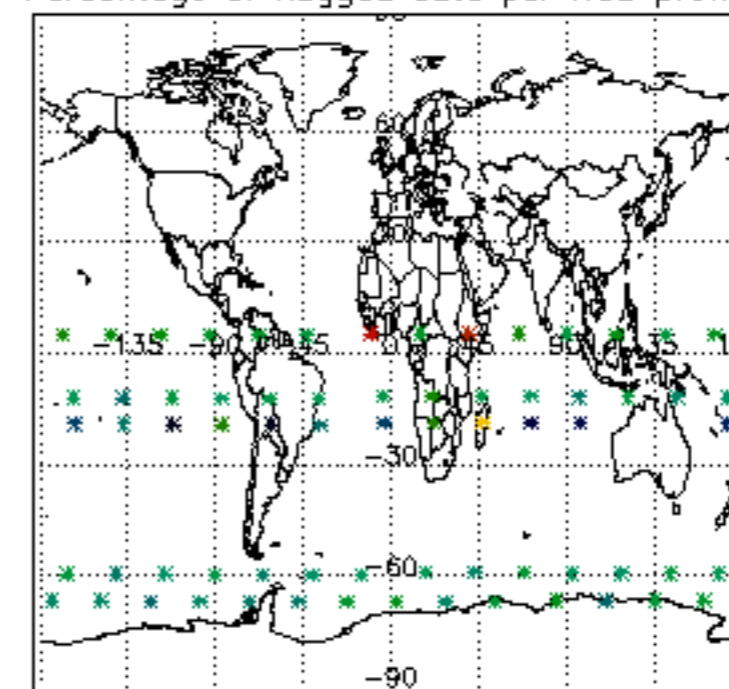
Percentage of flagged data per H2O profile

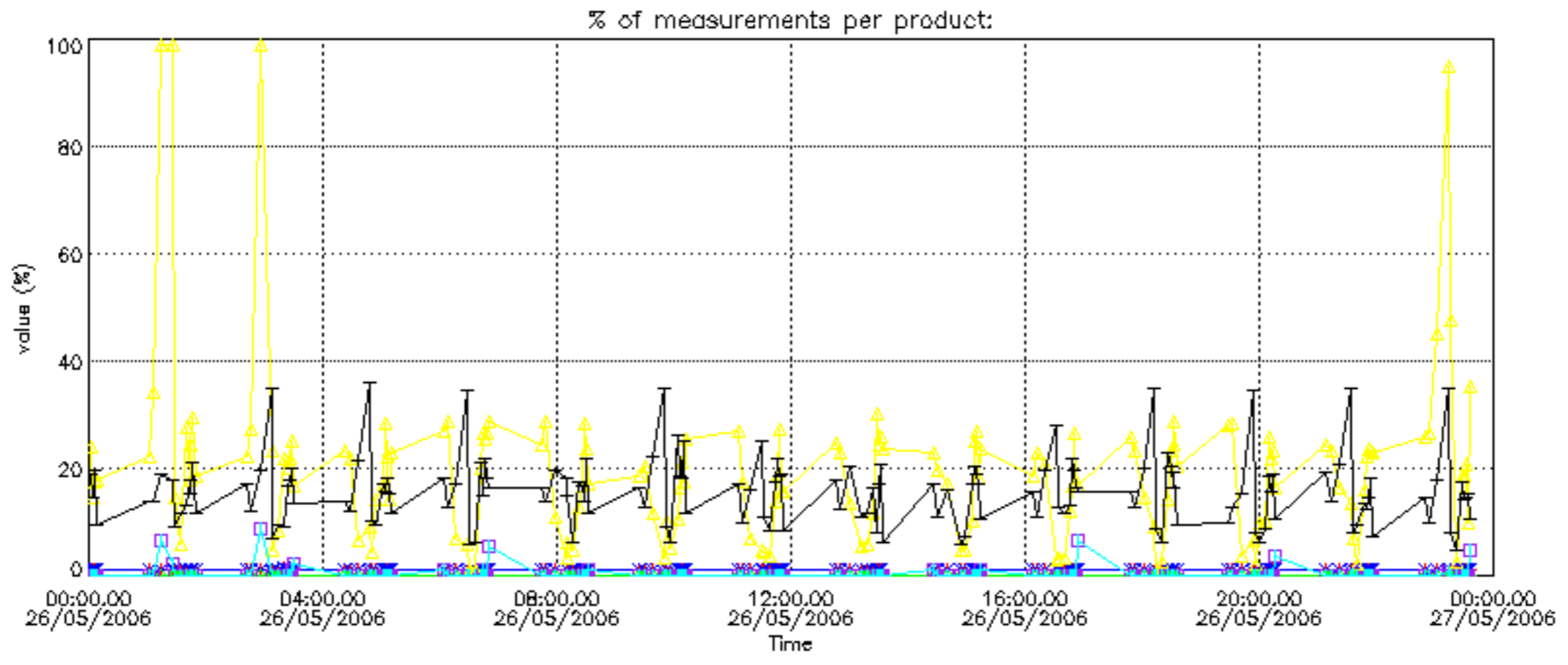


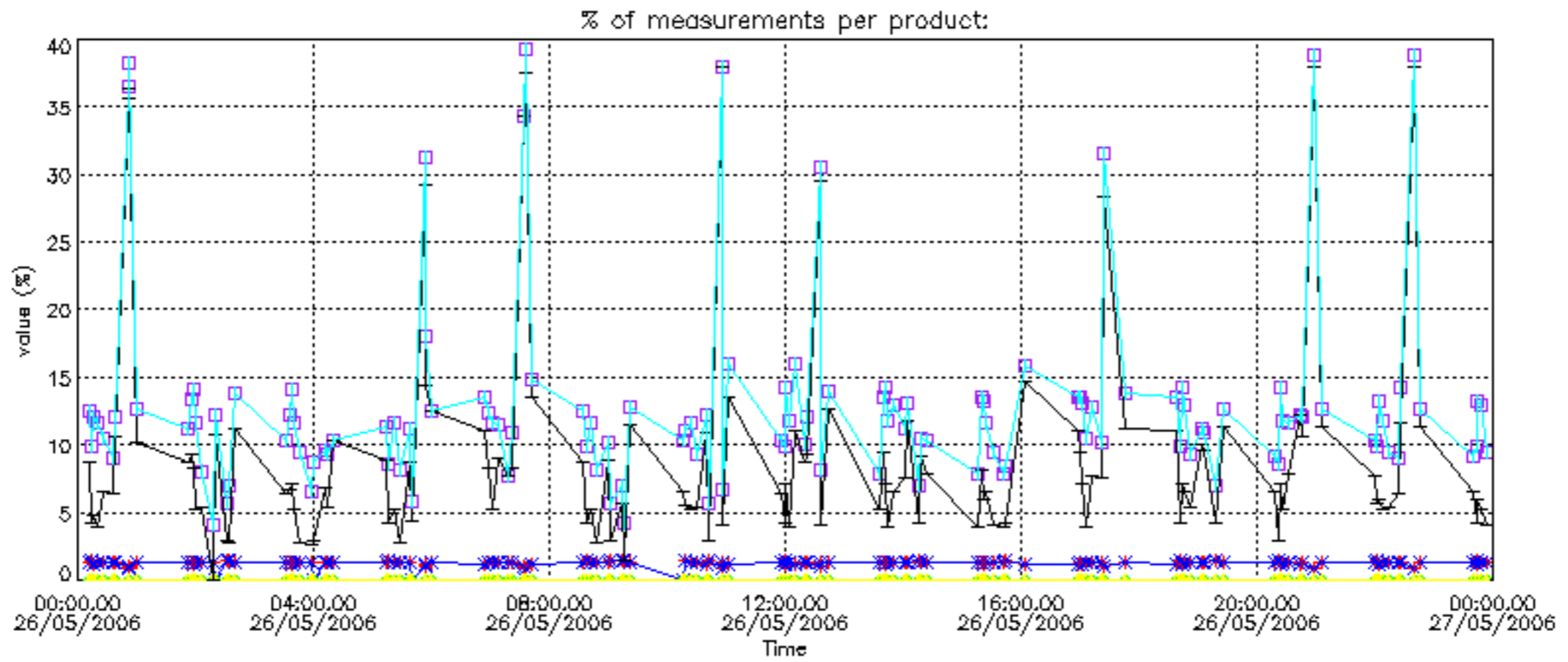
Percentage of flagged data per NO2 profile



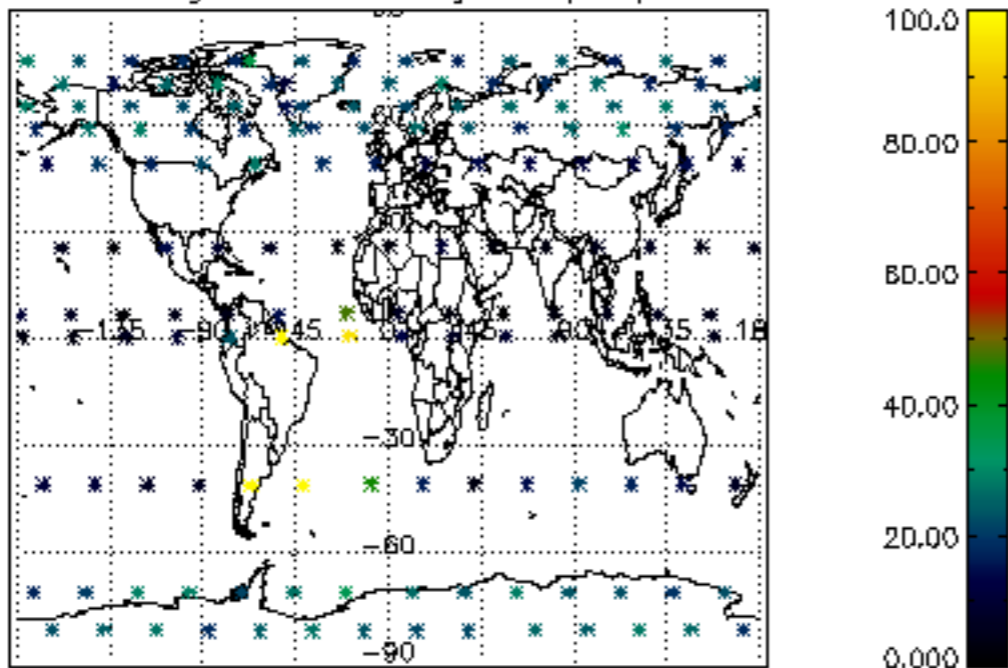
Percentage of flagged data per NO3 profile



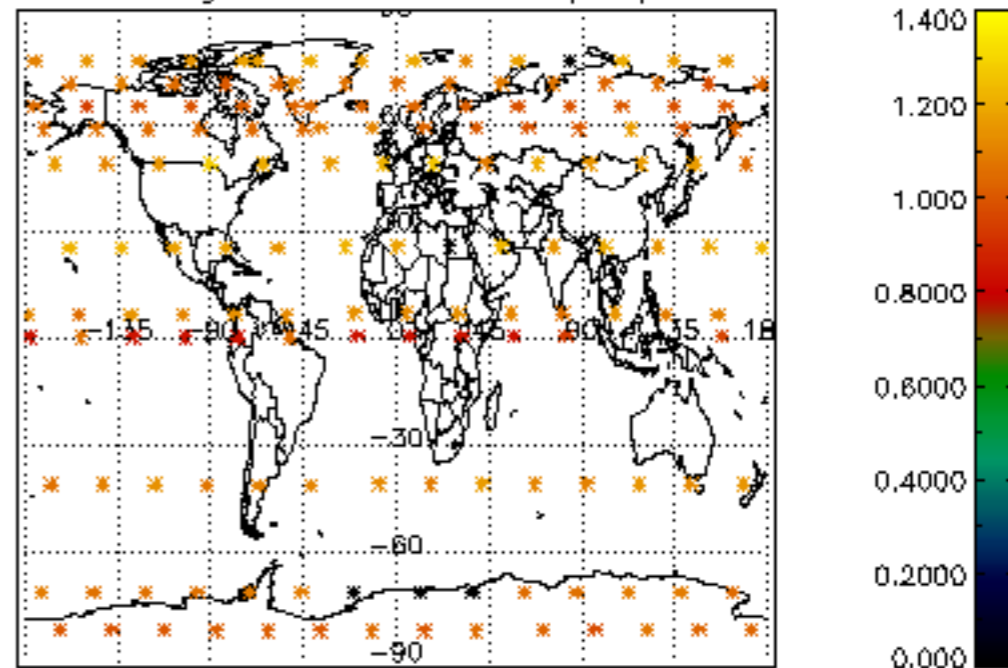




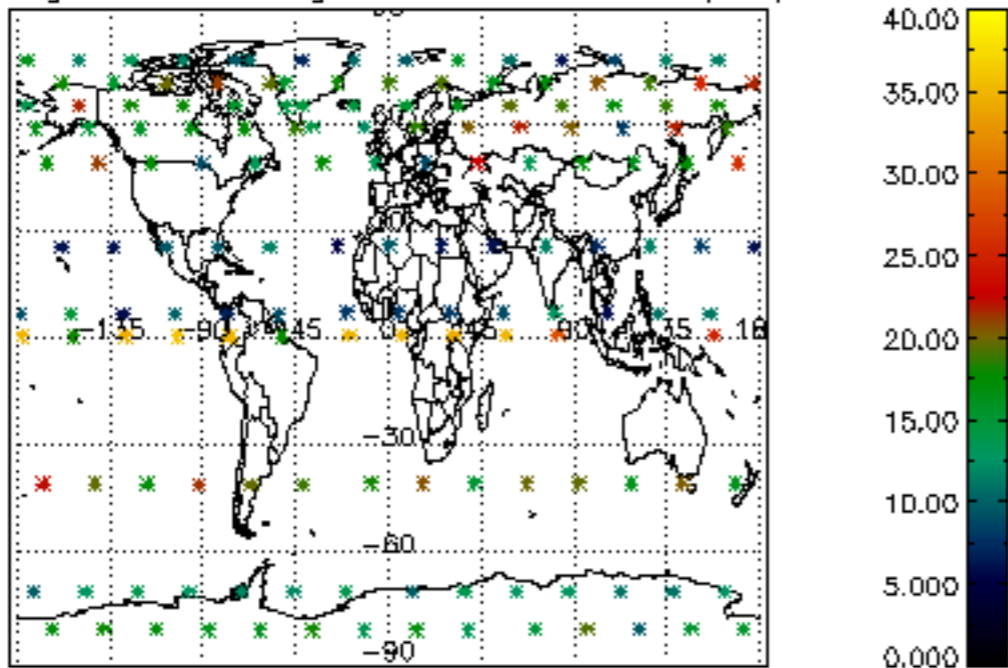
Percentage of cosmic ray hits per profile



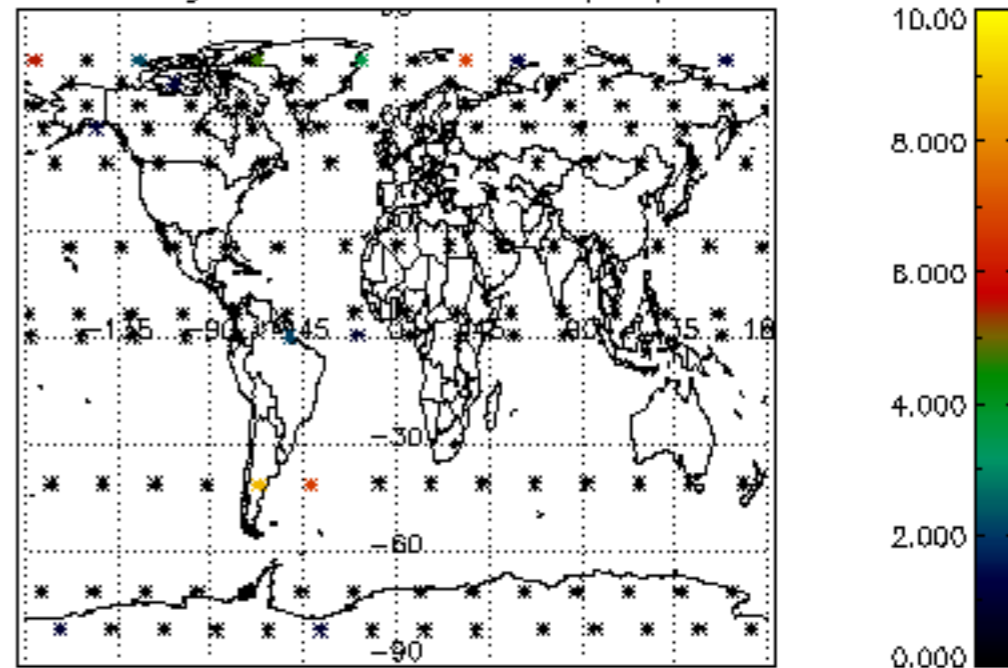
Percentage of datation errors per profile



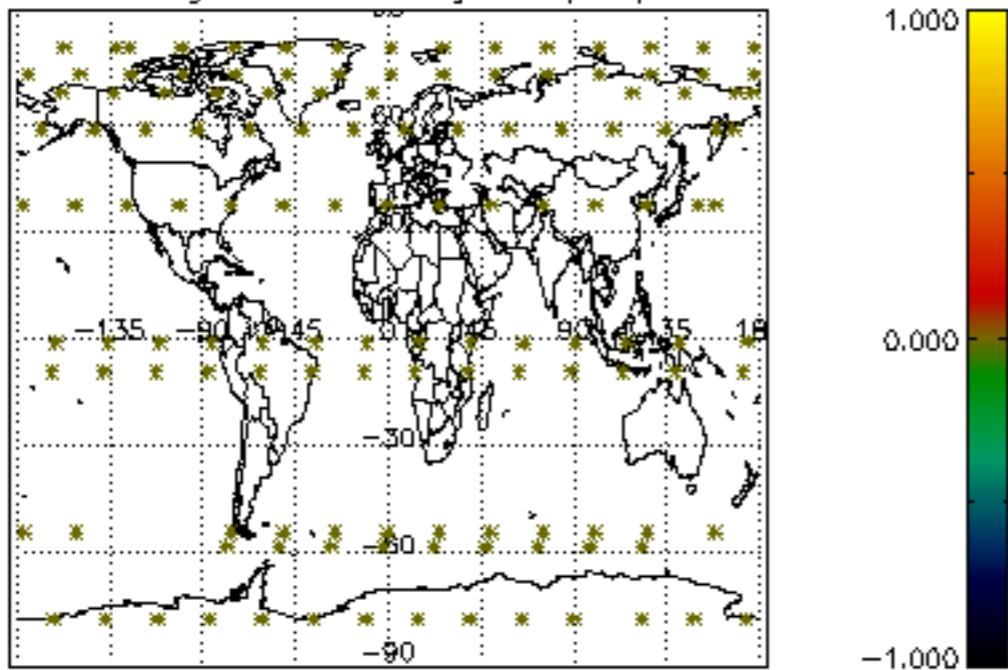
Percentage of star falling outside central band per profile



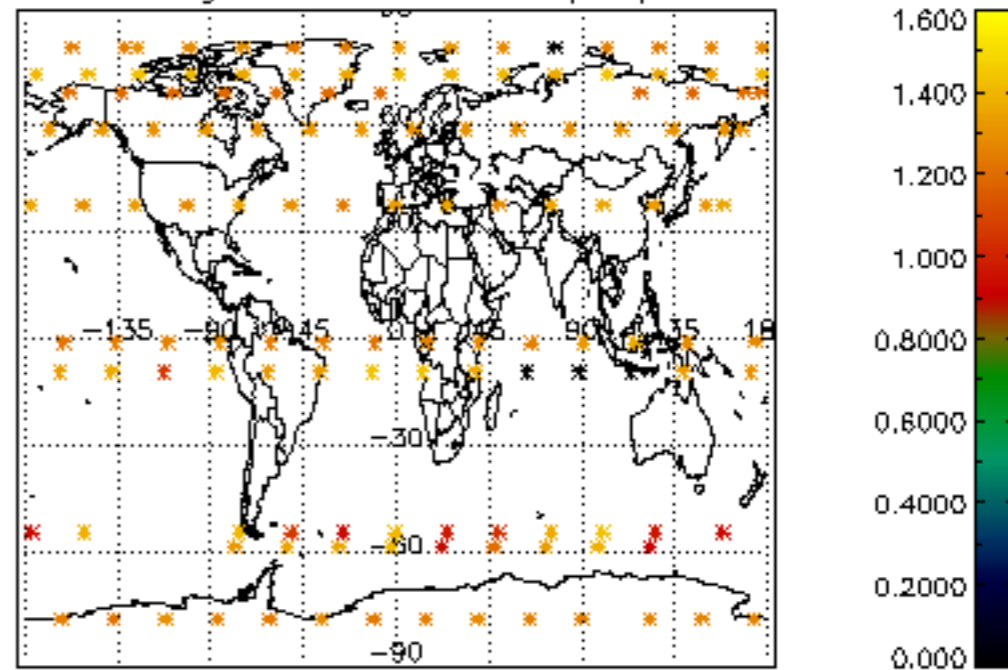
Percentage of saturation errors per profile



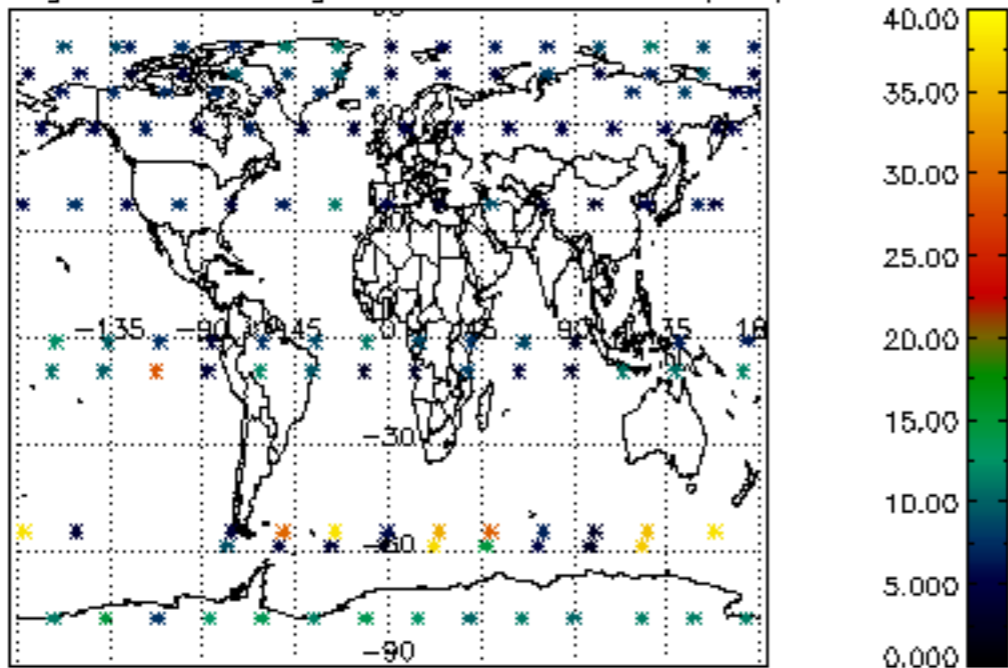
Percentage of cosmic ray hits per profile



Percentage of datation errors per profile



Percentage of star falling outside central band per profile



Percentage of saturation errors per profile

