

GOMOS Level 2 Daily Report

SUMMARY

[1. General Info](#)

[2. Summary of processed GOM_NL_2P products](#)

[3. Level 2 Quality information per product](#)

[3.1 Plot of level 2 quality information per product \(time dependant\)](#)

[3.2 Plot of level 2 quality information per product \(world map\)](#)

[4. Level 1 Quality information per product \(stored on level 2 products\)](#)

[4.1 Plot of level 1 quality information per product \(time dependant\)](#)

[4.1.1 Plot of level 1 quality information per product \(time dependant\): ASCENDING](#)

[4.1.2 Plot of level 1 quality information per product \(time dependant\): DESCENDING](#)

[4.2 Plot of level 1 quality information per product \(world map\)](#)

[4.2.1 Plot of level 1 quality information per product \(world map\): ASCENDING](#)

[4.2.2 Plot of level 1 quality information per product \(world map\): DESCENDING](#)

[5. Ozone profiles based on quality statistics and other trace gas profiles](#)

[5.1 Ozone statistics based on quality of products](#)

[5.2 Plot ozone profiles for all STD \(dark without errors\)](#)

[5.3 Plot ozone profiles where STD < 20% \(dark without errors\)](#)

[5.4. Plot ozone profiles where STD < 10% \(dark without errors\)](#)

[5.5. Plot ozone profiles where STD < 5% \(dark without errors\)](#)

[5.6 Plot NO2 profiles for all STD \(dark without errors\)](#)

[5.7 Plot NO3 profiles for all STD \(dark without errors\)](#)

[5.8 Plot H2O profiles \(only for occultations of stars 1,2,3,4,13,14,16,26,63 dark without errors\) for all STD](#)

[6. Auxiliary Data Files used for the production reported in section 2](#)

This report presents the daily analysis on parameters extracted from GOMOS level 2 data (GOM_NL__2P). It is intended to monitor some important parameters that will impact the quality of these products. A list of level 2 products (and content) that have arrived during the reporting day to the PCF is also given.

Item	Value
Time of report generation	23APR2013 21:42:07
Data source version	GOMOS/6.01
Start time of products	20-05-2006 (20MAY2006 00:00:00)
Stop time of products	21-05-2006 (21MAY2006 00:00:00)
Store outputs in DB	Yes
Nb of level 2 prods	286
Nb of prods with errors	0

2. Summary of processed GOM_NL__2P products.

Nr	Filename	UTC Start time	Limb	Duration	Star Id	Star Name	Star Mag	Star Temp	Nb Meas	Orbit	Prod. error
1	GOM_NL__2PRFIN20060520_000317_000000382047_00460_22057_0049.N1	20-MAY-2006 00:03:17	Bright	38.000	104	27Bet Lib	2.6140	13100.	76	22057	No
2	GOM_NL__2PRFIN20060520_000820_000000412047_00460_22057_0050.N1	20-MAY-2006 00:08:20	Bright	41.000	102	24Alp Ser	2.6000	4250.0	82	22057	No
3	GOM_NL__2PRFIN20060520_001401_000000362047_00460_22057_0051.N1	20-MAY-2006 00:14:01	Bright	36.000	83		2.3780	11000.	72	22057	No
4	GOM_NL__2PRFIN20060520_001710_000000352047_00460_22057_0052.N1	20-MAY-2006 00:17:10	Bright	34.500	180	27Gam Boo	3.0400	8000.0	69	22057	No
5	GOM_NL__2PRFIN20060520_002534_000000412047_00460_22057_0053.N1	20-MAY-2006 00:25:34	Bright	41.000	119	14Eta Dra	2.7270	4700.0	82	22057	No
6	GOM_NL__2PRFIN20060520_002723_000000372047_00460_22057_0054.N1	20-MAY-2006 00:27:23	Bright	37.000	60	7Bet UMi	2.0810	3950.0	74	22057	No
7	GOM_NL__2PRFIN20060520_004004_000000532047_00460_22057_0055.N1	20-MAY-2006 00:40:04	Bright	53.000	76	27Gam Cas	2.3000	30000.	106	22057	No
8	GOM_NL__2PRFIN20060520_004117_000000542047_00460_22057_0056.N1	20-MAY-2006 00:41:17	Bright	54.000	68	18Alp Cas	2.2250	4500.0	108	22057	No
9	GOM_NL__2PRFIN20060520_004950_000000482047_00460_22057_0057.N1	20-MAY-2006 00:49:50	Twi_and_stray	47.500	58	21Alp And	2.0730	11000.	95	22057	No
10	GOM_NL__2PRFIN20060520_005407_000000432047_00460_22057_0058.N1	20-MAY-2006 00:54:07	Dark	43.000	140	88Gam Peg	2.8340	26000.	86	22057	No
11	GOM_NL__2PRFIN20060520_010953_000000512047_00460_22057_0059.N1	20-MAY-2006 01:09:53	Dark	50.500	18	24Alp PsA	1.1660	9700.0	101	22057	No
12	GOM_NL__2PRFIN20060520_011404_000000582047_00460_22057_0060.N1	20-MAY-2006 01:14:04	Dark	57.500	63	Bet Gru	2.1500	2800.0	115	22057	No
13	GOM_NL__2PRFIN20060520_011539_000000432047_00461_22058_0041.N1	20-MAY-2006 01:15:39	Dark	42.500	31	Alp Gru	1.7340	15200.	85	22058	No
14	GOM_NL__2PRFIN20060520_012108_000000422047_00461_22058_0042.N1	20-MAY-2006 01:21:08	Dark	42.000	45	Alp Pav	1.9400	26000.	84	22058	No
15	GOM_NL__2PRFIN20060520_012808_000000422047_00461_22058_0043.N1	20-MAY-2006 01:28:08	Straylight	42.000	141	Bet Ara	2.8400	4600.0	84	22058	No
16	GOM_NL__2PRFIN20060520_013049_000000472047_00461_22058_0044.N1	20-MAY-2006 01:30:49	Straylight	47.000	40	The Sco	1.8590	7100.0	94	22058	No
17	GOM_NL__2PRFIN20060520_013240_000000522047_00461_22058_0045.N1	20-MAY-2006 01:32:40	Straylight	51.500	25	35Lam Sco	1.6200	28000.	103	22058	No
18	GOM_NL__2PRFIN20060520_013451_000000532047_00461_22058_0046.N1	20-MAY-2006 01:34:51	Twi_and_stray	53.000	75	26Eps Sco	2.2910	4250.0	106	22058	No
19	GOM_NL__2PRFIN20060520_013749_000000572047_00461_22058_0047.N1	20-MAY-2006 01:37:49	Twi_and_stray	57.000	16	21Alp Sco	1.0200	3000.0	114	22058	No
20	GOM_NL__2PRFIN20060520_014018_000000422047_00461_22058_0048.N1	20-MAY-2006 01:40:18	Bright	42.000	97	8Bet1Sco	2.5610	30000.	84	22058	No
21	GOM_NL__2PRFIN20060520_014352_000000382047_00461_22058_0049.N1	20-MAY-2006 01:43:52	Bright	38.000	104	27Bet Lib	2.6140	13100.	76	22058	No
22	GOM_NL__2PRFIN20060520_014856_000000412047_00461_22058_0050.N1	20-MAY-2006 01:48:56	Bright	41.000	102	24Alp Ser	2.6000	4250.0	82	22058	No
23	GOM_NL__2PRFIN20060520_015437_000000402047_00461_22058_0051.N1	20-MAY-2006 01:54:37	Bright	39.500	83		2.3780	11000.	79	22058	No
24	GOM_NL__2PRFIN20060520_015746_000000362047_00461_22058_0052.N1	20-MAY-2006 01:57:46	Bright	36.000	180	27Gam Boo	3.0400	8000.0	72	22058	No
25	GOM_NL__2PRFIN20060520_020609_000000392047_00461_22058_0053.N1	20-MAY-2006 02:06:09	Bright	39.000	119	14Eta Dra	2.7270	4700.0	78	22058	No
26	GOM_NL__2PRFIN20060520_020759_000000372047_00461_22058_0054.N1	20-MAY-2006 02:07:59	Bright	37.000	60	7Bet UMi	2.0810	3950.0	74	22058	No
27	GOM_NL__2PRFIN20060520_022040_000000422047_00461_22058_0055.N1	20-MAY-2006 02:20:40	Bright	42.000	76	27Gam Cas	2.3000	30000.	84	22058	No
28	GOM_NL__2PRFIN20060520_022153_000000352047_00461_22058_0056.N1	20-MAY-2006 02:21:53	Bright	35.000	68	18Alp Cas	2.2250	4500.0	70	22058	No
29	GOM_NL__2PRFIN20060520_023026_000000442047_00461_22058_0057.N1	20-MAY-2006 02:30:26	Twi_and_stray	43.500	58	21Alp And	2.0730	11000.	87	22058	No
30	GOM_NL__2PRFIN20060520_023444_000000442047_00461_22058_0058.N1	20-MAY-2006 02:34:44	Dark	43.500	140	88Gam Peg	2.8340	26000.	87	22058	No
31	GOM_NL__2PRFIN20060520_025030_000000472047_00461_22058_0059.N1	20-MAY-2006 02:50:30	Dark	47.000	18	24Alp PsA	1.1660	9700.0	94	22058	No
32	GOM_NL__2PRFIN20060520_025441_000000562047_00461_22058_0060.N1	20-MAY-2006 02:54:41	Dark	56.000	63	Bet Gru	2.1500	2800.0	112	22058	No
33	GOM_NL__2PRFIN20060520_025616_000000442047_00462_22059_0041.N1	20-MAY-2006 02:56:16	Dark	44.000	31	Alp Gru	1.7340	15200.	88	22059	No
34	GOM_NL__2PRFIN20060520_030145_000000472047_00462_22059_0042.N1	20-MAY-2006 03:01:45	Dark	47.000	45	Alp Pav	1.9400	26000.	94	22059	No
35	GOM_NL__2PRFIN20060520_030844_000000422047_00462_22059_0043.N1	20-MAY-2006 03:08:44	Straylight	41.500	141	Bet Ara	2.8400	4600.0	83	22059	No
36	GOM_NL__2PRFIN20060520_031125_000000532047_00462_22059_0044.N1	20-MAY-2006 03:11:25	Straylight	52.500	40	The Sco	1.8590	7100.0	105	22059	No
37	GOM_NL__2PRFIN20060520_031317_000000532047_00462_22059_0045.N1	20-MAY-2006 03:13:17	Straylight	52.500	25	35Lam Sco	1.6200	28000.	105	22059	No
38	GOM_NL__2PRFIN20060520_031527_000000502047_00462_22059_0046.N1	20-MAY-2006 03:15:27	Twi_and_stray	50.000	75	26Eps Sco	2.2910	4250.0	100	22059	No
39	GOM_NL__2PRFIN20060520_031825_000000532047_00462_22059_0047.N1	20-MAY-2006 03:18:25	Twi_and_stray	53.000	16	21Alp Sco	1.0200	3000.0	106	22059	No
40	GOM_NL__2PRFIN20060520_032054_000000412047_00462_22059_0048.N1	20-MAY-2006 03:20:54	Bright	41.000	97	8Bet1Sco	2.5610	30000.	82	22059	No
41	GOM_NL__2PRFIN20060520_032429_000000382047_00462_22059_0049.N1	20-MAY-2006 03:24:29	Bright	37.500	104	27Bet Lib	2.6140	13100.	75	22059	No
42	GOM_NL__2PRFIN20060520_032932_000000422047_00462_22059_0050.N1	20-MAY-2006 03:29:32	Bright	41.500	102	24Alp Ser	2.6000	4250.0	83	22059	No

43	GOM_NL__2PRFIN20060520_033512_000000382047_00462_22059_0051.N1	20-MAY-2006 03:35:12	Bright	38.000	83		2.3780	11000.	76	22059	No
44	GOM_NL__2PRFIN20060520_033822_000000362047_00462_22059_0052.N1	20-MAY-2006 03:38:22	Bright	35.500	180	27Gam Boo	3.0400	8000.0	71	22059	No
45	GOM_NL__2PRFIN20060520_034645_000000382047_00462_22059_0053.N1	20-MAY-2006 03:46:45	Bright	37.500	119	14Eta Dra	2.7270	4700.0	75	22059	No
46	GOM_NL__2PRFIN20060520_034835_000000372047_00462_22059_0054.N1	20-MAY-2006 03:48:35	Bright	37.000	60	7Bet UMi	2.0810	3950.0	74	22059	No
47	GOM_NL__2PRFIN20060520_040116_000000532047_00462_22059_0055.N1	20-MAY-2006 04:01:16	Bright	53.000	76	27Gam Cas	2.3000	30000.	106	22059	No
48	GOM_NL__2PRFIN20060520_040229_000000362047_00462_22059_0056.N1	20-MAY-2006 04:02:29	Bright	35.500	68	18Alp Cas	2.2250	4500.0	71	22059	No
49	GOM_NL__2PRFIN20060520_041102_000000432047_00462_22059_0057.N1	20-MAY-2006 04:11:02	Twilight	42.500	58	21Alp And	2.0730	11000.	85	22059	No
50	GOM_NL__2PRFIN20060520_041520_000000452047_00462_22059_0058.N1	20-MAY-2006 04:15:20	Dark	45.000	140	88Gam Peg	2.8340	26000.	90	22059	No
51	GOM_NL__2PRFIN20060520_043107_000000512047_00462_22059_0059.N1	20-MAY-2006 04:31:07	Dark	51.000	18	24Alp PsA	1.1660	9700.0	102	22059	No
52	GOM_NL__2PRFIN20060520_043517_000000582047_00462_22059_0060.N1	20-MAY-2006 04:35:17	Dark	58.000	63	Bet Gru	2.1500	2800.0	116	22059	No
53	GOM_NL__2PRFIN20060520_043653_000000442047_00463_22060_0041.N1	20-MAY-2006 04:36:53	Dark	43.500	31	Alp Gru	1.7340	15200.	87	22060	No
54	GOM_NL__2PRFIN20060520_044222_000000422047_00463_22060_0042.N1	20-MAY-2006 04:42:22	Dark	42.000	45	Alp Pav	1.9400	26000.	84	22060	No
55	GOM_NL__2PRFIN20060520_044921_000000482047_00463_22060_0043.N1	20-MAY-2006 04:49:21	Straylight	48.000	141	Bet Ara	2.8400	4600.0	96	22060	No
56	GOM_NL__2PRFIN20060520_045202_000000492047_00463_22060_0044.N1	20-MAY-2006 04:52:02	Straylight	48.500	40	The Sco	1.8590	7100.0	97	22060	No
57	GOM_NL__2PRFIN20060520_045353_000000532047_00463_22060_0045.N1	20-MAY-2006 04:53:53	Straylight	53.000	25	35Lam Sco	1.6200	28000.	106	22060	No
58	GOM_NL__2PRFIN20060520_045604_000000522047_00463_22060_0046.N1	20-MAY-2006 04:56:04	Twilight	51.500	75	26Eps Sco	2.2910	4250.0	103	22060	No
59	GOM_NL__2PRFIN20060520_045901_000000622047_00463_22060_0047.N1	20-MAY-2006 04:59:01	Twilight	61.500	16	21Alp Sco	1.0200	3000.0	123	22060	No
60	GOM_NL__2PRFIN20060520_050131_000000422047_00463_22060_0048.N1	20-MAY-2006 05:01:31	Bright	41.500	97	8Bet1Sco	2.5610	30000.	83	22060	No
61	GOM_NL__2PRFIN20060520_050504_000000392047_00463_22060_0049.N1	20-MAY-2006 05:05:04	Bright	38.500	104	27Bet Lib	2.6140	13100.	77	22060	No
62	GOM_NL__2PRFIN20060520_051007_000000442047_00463_22060_0050.N1	20-MAY-2006 05:10:07	Bright	43.500	102	24Alp Ser	2.6000	4250.0	87	22060	No
63	GOM_NL__2PRFIN20060520_051548_000000392047_00463_22060_0051.N1	20-MAY-2006 05:15:48	Bright	38.500	83		2.3780	11000.	77	22060	No
64	GOM_NL__2PRFIN20060520_051857_000000362047_00463_22060_0052.N1	20-MAY-2006 05:18:57	Bright	35.500	180	27Gam Boo	3.0400	8000.0	71	22060	No
65	GOM_NL__2PRFIN20060520_052720_000000392047_00463_22060_0053.N1	20-MAY-2006 05:27:20	Bright	38.500	119	14Eta Dra	2.7270	4700.0	77	22060	No
66	GOM_NL__2PRFIN20060520_052911_000000382047_00463_22060_0054.N1	20-MAY-2006 05:29:11	Bright	37.500	60	7Bet UMi	2.0810	3950.0	75	22060	No
67	GOM_NL__2PRFIN20060520_054152_000000532047_00463_22060_0055.N1	20-MAY-2006 05:41:52	Bright	53.000	76	27Gam Cas	2.3000	30000.	106	22060	No
68	GOM_NL__2PRFIN20060520_054305_000000352047_00463_22060_0056.N1	20-MAY-2006 05:43:05	Bright	34.500	68	18Alp Cas	2.2250	4500.0	69	22060	No
69	GOM_NL__2PRFIN20060520_055138_000000462047_00463_22060_0057.N1	20-MAY-2006 05:51:38	Twilight	45.500	58	21Alp And	2.0730	11000.	91	22060	No
70	GOM_NL__2PRFIN20060520_055556_000000452047_00463_22060_0058.N1	20-MAY-2006 05:55:56	Dark	44.500	140	88Gam Peg	2.8340	26000.	89	22060	No
71	GOM_NL__2PRFIN20060520_061144_000000532047_00463_22060_0059.N1	20-MAY-2006 06:11:44	Dark	53.000	18	24Alp PsA	1.1660	9700.0	106	22060	No
72	GOM_NL__2PRFIN20060520_061554_000000472047_00463_22060_0060.N1	20-MAY-2006 06:15:54	Dark	46.500	63	Bet Gru	2.1500	2800.0	93	22060	No
73	GOM_NL__2PRFIN20060520_061729_000000492047_00464_22061_0042.N1	20-MAY-2006 06:17:29	Dark	48.500	31	Alp Gru	1.7340	15200.	97	22061	No
74	GOM_NL__2PRFIN20060520_062258_000000432047_00464_22061_0043.N1	20-MAY-2006 06:22:58	Dark	42.500	45	Alp Pav	1.9400	26000.	85	22061	No
75	GOM_NL__2PRFIN20060520_062957_000000462047_00464_22061_0044.N1	20-MAY-2006 06:29:57	Straylight	45.500	141	Bet Ara	2.8400	4600.0	91	22061	No
76	GOM_NL__2PRFIN20060520_063238_000000492047_00464_22061_0045.N1	20-MAY-2006 06:32:38	Straylight	48.500	40	The Sco	1.8590	7100.0	97	22061	No
77	GOM_NL__2PRFIN20060520_063430_000000522047_00464_22061_0046.N1	20-MAY-2006 06:34:30	Straylight	52.000	25	35Lam Sco	1.6200	28000.	104	22061	No
78	GOM_NL__2PRFIN20060520_063640_000000462047_00464_22061_0047.N1	20-MAY-2006 06:36:40	Twilight	46.000	75	26Eps Sco	2.2910	4250.0	92	22061	No
79	GOM_NL__2PRFIN20060520_063938_000000582047_00464_22061_0048.N1	20-MAY-2006 06:39:38	Twilight	58.000	16	21Alp Sco	1.0200	3000.0	116	22061	No
80	GOM_NL__2PRFIN20060520_064207_000000442047_00464_22061_0049.N1	20-MAY-2006 06:42:07	Bright	43.500	97	8Bet1Sco	2.5610	30000.	87	22061	No
81	GOM_NL__2PRFIN20060520_064541_000000382047_00464_22061_0050.N1	20-MAY-2006 06:45:41	Bright	38.000	104	27Bet Lib	2.6140	13100.	76	22061	No
82	GOM_NL__2PRFIN20060520_065043_000000432047_00464_22061_0051.N1	20-MAY-2006 06:50:43	Bright	42.500	102	24Alp Ser	2.6000	4250.0	85	22061	No
83	GOM_NL__2PRFIN20060520_065624_000000382047_00464_22061_0052.N1	20-MAY-2006 06:56:24	Bright	38.000	83		2.3780	11000.	76	22061	No
84	GOM_NL__2PRFIN20060520_065934_000000352047_00464_22061_0053.N1	20-MAY-2006 06:59:34	Bright	34.500	180	27Gam Boo	3.0400	8000.0	69	22061	No
85	GOM_NL__2PRFIN20060520_070756_000000402047_00464_22061_0054.N1	20-MAY-2006 07:07:56	Bright	39.500	119	14Eta Dra	2.7270	4700.0	79	22061	No
86	GOM_NL__2PRFIN20060520_070947_000000372047_00464_22061_0055.N1	20-MAY-2006 07:09:47	Bright	37.000	60	7Bet UMi	2.0810	3950.0	74	22061	No
87	GOM_NL__2PRFIN20060520_072228_000000352047_00464_22061_0056.N1	20-MAY-2006 07:22:28	Bright	34.500	76	27Gam Cas	2.3000	30000.	69	22061	No
88	GOM_NL__2PRFIN20060520_072341_000000402047_00464_22061_0057.N1	20-MAY-2006 07:23:41	Bright	40.000	68	18Alp Cas	2.2250	4500.0	80	22061	No
89	GOM_NL__2PRFIN20060520_073214_000000482047_00464_22061_0058.N1	20-MAY-2006 07:32:14	Twilight	47.500	58	21Alp And	2.0730	11000.	95	22061	No
90	GOM_NL__2PRFIN20060520_073633_000000462047_00464_22061_0059.N1	20-MAY-2006 07:36:33	Dark	45.500	140	88Gam Peg	2.8340	26000.	91	22061	No
91	GOM_NL__2PRFIN20060520_075221_000000492047_00464_22061_0060.N1	20-MAY-2006 07:52:21	Dark	48.500	18	24Alp PsA	1.1660	9700.0	97	22061	No
92	GOM_NL__2PRFIN20060520_075631_000000472047_00464_22061_0061.N1	20-MAY-2006 07:56:31	Dark	46.500	63	Bet Gru	2.1500	2800.0	93	22061	No
93	GOM_NL__2PRFIN20060520_075806_000000442047_00465_22062_0042.N1	20-MAY-2006 07:58:06	Dark	44.000	31	Alp Gru	1.7340	15200.	88	22062	No
94	GOM_NL__2PRFIN20060520_080335_000000422047_00465_22062_0043.N1	20-MAY-2006 08:03:35	Dark	41.500	45	Alp Pav	1.9400	26000.	83	22062	No
95	GOM_NL__2PRFIN20060520_081034_000000412047_00465_22062_0044.N1	20-MAY-2006 08:10:34	Straylight	40.500	141	Bet Ara	2.8400	4600.0	81	22062	No
96	GOM_NL__2PRFIN20060520_081315_000000492047_00465_22062_0045.N1	20-MAY-2006 08:13:15	Straylight	48.500	40	The Sco	1.8590	7100.0	97	22062	No
97	GOM_NL__2PRFIN20060520_081506_000000532047_00465_22062_0046.N1	20-MAY-2006 08:15:06	Straylight	52.500	25	35Lam Sco	1.6200	28000.	105	22062	No
98	GOM_NL__2PRFIN20060520_081716_000000462047_00465_22062_0047.N1	20-MAY-2006 08:17:16	Twilight	45.500	75	26Eps Sco	2.2910	4250.0	91	22062	No
99	GOM_NL__2PRFIN20060520_082014_000000572047_00465_22062_0048.N1	20-MAY-2006 08:20:14	Twilight	57.000	16	21Alp Sco	1.0200	3000.0	114	22062	No
100	GOM_NL__2PRFIN20060520_082243_000000402047_00465_22062_0049.N1	20-MAY-2006 08:22:43	Bright	40.000	97	8Bet1Sco	2.5610	30000.	80	22062	No
101	GOM_NL__2PRFIN20060520_082617_000000392047_00465_22062_0050.N1	20-MAY-2006 08:26:17	Bright	38.500	104	27Bet Lib	2.6140	13100.	77	22062	No

102	GOM_NL__2PRFIN20060520_083119_000000422047_00465_22062_0051.N1	20-MAY-2006 08:31:19	Bright	42.000	102	24Alp Ser	2.6000	4250.0	84	22062	No
103	GOM_NL__2PRFIN20060520_083700_000000372047_00465_22062_0052.N1	20-MAY-2006 08:37:00	Bright	36.500	83		2.3780	11000.	73	22062	No
104	GOM_NL__2PRFIN20060520_084009_000000532047_00465_22062_0053.N1	20-MAY-2006 08:40:09	Bright	53.000	180	27Gam Boo	3.0400	8000.0	106	22062	No
105	GOM_NL__2PRFIN20060520_084831_000000412047_00465_22062_0054.N1	20-MAY-2006 08:48:31	Bright	40.500	119	14Eta Dra	2.7270	4700.0	81	22062	No
106	GOM_NL__2PRFIN20060520_085022_000000352047_00465_22062_0055.N1	20-MAY-2006 08:50:22	Bright	34.500	60	7Bet UMi	2.0810	3950.0	69	22062	No
107	GOM_NL__2PRFIN20060520_090304_000000532047_00465_22062_0056.N1	20-MAY-2006 09:03:04	Bright	53.000	76	27Gam Cas	2.3000	30000.	106	22062	No
108	GOM_NL__2PRFIN20060520_090417_000000542047_00465_22062_0057.N1	20-MAY-2006 09:04:17	Bright	54.000	68	18Alp Cas	2.2250	4500.0	108	22062	No
109	GOM_NL__2PRFIN20060520_091251_000000462047_00465_22062_0058.N1	20-MAY-2006 09:12:51	Twilight	45.500	58	21Alp And	2.0730	11000.	91	22062	No
110	GOM_NL__2PRFIN20060520_091709_000000442047_00465_22062_0059.N1	20-MAY-2006 09:17:09	Dark	44.000	140	88Gam Peg	2.8340	26000.	88	22062	No
111	GOM_NL__2PRFIN20060520_093257_000000552047_00465_22062_0060.N1	20-MAY-2006 09:32:57	Dark	54.500	18	24Alp PsA	1.1660	9700.0	109	22062	No
112	GOM_NL__2PRFIN20060520_093707_000000482047_00465_22062_0061.N1	20-MAY-2006 09:37:07	Dark	47.500	63	Bet Gru	2.1500	2800.0	95	22062	No
113	GOM_NL__2PRFIN20060520_093843_000000432047_00466_22063_0043.N1	20-MAY-2006 09:38:43	Dark	43.000	31	Alp Gru	1.7340	15200.	86	22063	No
114	GOM_NL__2PRFIN20060520_094412_000000422047_00466_22063_0044.N1	20-MAY-2006 09:44:12	Dark	41.500	45	Alp Pav	1.9400	26000.	83	22063	No
115	GOM_NL__2PRFIN20060520_095110_000000422047_00466_22063_0045.N1	20-MAY-2006 09:51:10	Straylight	42.000	141	Bet Ara	2.8400	4600.0	84	22063	No
116	GOM_NL__2PRFIN20060520_095351_000000492047_00466_22063_0046.N1	20-MAY-2006 09:53:51	Straylight	49.000	40	The Sco	1.8590	7100.0	98	22063	No
117	GOM_NL__2PRFIN20060520_095543_000000522047_00466_22063_0047.N1	20-MAY-2006 09:55:43	Straylight	51.500	25	35Lam Sco	1.6200	28000.	103	22063	No
118	GOM_NL__2PRFIN20060520_095753_000000492047_00466_22063_0048.N1	20-MAY-2006 09:57:53	Twilight	48.500	75	26Eps Sco	2.2910	4250.0	97	22063	No
119	GOM_NL__2PRFIN20060520_100050_000000542047_00466_22063_0049.N1	20-MAY-2006 10:00:50	Twilight	54.000	16	21Alp Sco	1.0200	3000.0	108	22063	No
120	GOM_NL__2PRFIN20060520_100319_000000422047_00466_22063_0050.N1	20-MAY-2006 10:03:19	Bright	42.000	97	8Bet1Sco	2.5610	30000.	84	22063	No
121	GOM_NL__2PRFIN20060520_100653_000000372047_00466_22063_0051.N1	20-MAY-2006 10:06:53	Bright	36.500	104	27Bet Lib	2.6140	13100.	73	22063	No
122	GOM_NL__2PRFIN20060520_101155_000000412047_00466_22063_0052.N1	20-MAY-2006 10:11:55	Bright	41.000	102	24Alp Ser	2.6000	4250.0	82	22063	No
123	GOM_NL__2PRFIN20060520_101736_000000372047_00466_22063_0053.N1	20-MAY-2006 10:17:36	Bright	36.500	83		2.3780	11000.	73	22063	No
124	GOM_NL__2PRFIN20060520_102045_000000372047_00466_22063_0054.N1	20-MAY-2006 10:20:45	Bright	36.500	180	27Gam Boo	3.0400	8000.0	73	22063	No
125	GOM_NL__2PRFIN20060520_102907_000000412047_00466_22063_0055.N1	20-MAY-2006 10:29:07	Bright	40.500	119	14Eta Dra	2.7270	4700.0	81	22063	No
126	GOM_NL__2PRFIN20060520_103058_000000372047_00466_22063_0056.N1	20-MAY-2006 10:30:58	Bright	37.000	60	7Bet UMi	2.0810	3950.0	74	22063	No
127	GOM_NL__2PRFIN20060520_104340_000000532047_00466_22063_0057.N1	20-MAY-2006 10:43:40	Bright	53.000	76	27Gam Cas	2.3000	30000.	106	22063	No
128	GOM_NL__2PRFIN20060520_104452_000000382047_00466_22063_0058.N1	20-MAY-2006 10:44:52	Bright	37.500	68	18Alp Cas	2.2250	4500.0	75	22063	No
129	GOM_NL__2PRFIN20060520_105327_000000462047_00466_22063_0059.N1	20-MAY-2006 10:53:27	Twilight	46.000	58	21Alp And	2.0730	11000.	92	22063	No
130	GOM_NL__2PRFIN20060520_105745_000000432047_00466_22063_0060.N1	20-MAY-2006 10:57:45	Dark	42.500	140	88Gam Peg	2.8340	26000.	85	22063	No
131	GOM_NL__2PRFIN20060520_111334_000000532047_00466_22063_0061.N1	20-MAY-2006 11:13:34	Dark	52.500	18	24Alp PsA	1.1660	9700.0	105	22063	No
132	GOM_NL__2PRFIN20060520_111744_000000572047_00466_22063_0062.N1	20-MAY-2006 11:17:44	Dark	57.000	63	Bet Gru	2.1500	2800.0	114	22063	No
133	GOM_NL__2PRFIN20060520_111919_000000442047_00467_22064_0044.N1	20-MAY-2006 11:19:19	Dark	43.500	31	Alp Gru	1.7340	15200.	87	22064	No
134	GOM_NL__2PRFIN20060520_112448_000000422047_00467_22064_0045.N1	20-MAY-2006 11:24:48	Dark	42.000	45	Alp Pav	1.9400	26000.	84	22064	No
135	GOM_NL__2PRFIN20060520_113146_000000422047_00467_22064_0046.N1	20-MAY-2006 11:31:46	Straylight	42.000	141	Bet Ara	2.8400	4600.0	84	22064	No
136	GOM_NL__2PRFIN20060520_113428_000000552047_00467_22064_0047.N1	20-MAY-2006 11:34:28	Straylight	55.000	40	The Sco	1.8590	7100.0	110	22064	No
137	GOM_NL__2PRFIN20060520_113619_000000532047_00467_22064_0048.N1	20-MAY-2006 11:36:19	Straylight	52.500	25	35Lam Sco	1.6200	28000.	105	22064	No
138	GOM_NL__2PRFIN20060520_113829_000000472047_00467_22064_0049.N1	20-MAY-2006 11:38:29	Twilight	46.500	75	26Eps Sco	2.2910	4250.0	93	22064	No
139	GOM_NL__2PRFIN20060520_114126_000000542047_00467_22064_0050.N1	20-MAY-2006 11:41:26	Twilight	54.000	16	21Alp Sco	1.0200	3000.0	108	22064	No
140	GOM_NL__2PRFIN20060520_114355_000000412047_00467_22064_0051.N1	20-MAY-2006 11:43:55	Bright	41.000	97	8Bet1Sco	2.5610	30000.	82	22064	No
141	GOM_NL__2PRFIN20060520_114728_000000382047_00467_22064_0052.N1	20-MAY-2006 11:47:28	Bright	37.500	104	27Bet Lib	2.6140	13100.	75	22064	No
142	GOM_NL__2PRFIN20060520_115230_000000412047_00467_22064_0053.N1	20-MAY-2006 11:52:30	Bright	41.000	102	24Alp Ser	2.6000	4250.0	82	22064	No
143	GOM_NL__2PRFIN20060520_115811_000000382047_00467_22064_0054.N1	20-MAY-2006 11:58:11	Bright	37.500	83		2.3780	11000.	75	22064	No
144	GOM_NL__2PRFIN20060520_120121_000000352047_00467_22064_0055.N1	20-MAY-2006 12:01:21	Bright	34.500	180	27Gam Boo	3.0400	8000.0	69	22064	No
145	GOM_NL__2PRFIN20060520_120942_000000402047_00467_22064_0056.N1	20-MAY-2006 12:09:42	Bright	39.500	119	14Eta Dra	2.7270	4700.0	79	22064	No
146	GOM_NL__2PRFIN20060520_121134_000000372047_00467_22064_0057.N1	20-MAY-2006 12:11:34	Bright	37.000	60	7Bet UMi	2.0810	3950.0	74	22064	No
147	GOM_NL__2PRFIN20060520_122416_000000452047_00467_22064_0058.N1	20-MAY-2006 12:24:16	Bright	45.000	76	27Gam Cas	2.3000	30000.	90	22064	No
148	GOM_NL__2PRFIN20060520_122528_000000472047_00467_22064_0059.N1	20-MAY-2006 12:25:28	Bright	46.500	68	18Alp Cas	2.2250	4500.0	93	22064	No
149	GOM_NL__2PRFIN20060520_123403_000000432047_00467_22064_0060.N1	20-MAY-2006 12:34:03	Twilight	43.000	58	21Alp And	2.0730	11000.	86	22064	No
150	GOM_NL__2PRFIN20060520_123821_000000442047_00467_22064_0061.N1	20-MAY-2006 12:38:21	Dark	43.500	140	88Gam Peg	2.8340	26000.	87	22064	No
151	GOM_NL__2PRFIN20060520_125411_000000552047_00467_22064_0062.N1	20-MAY-2006 12:54:11	Dark	54.500	18	24Alp PsA	1.1660	9700.0	109	22064	No
152	GOM_NL__2PRFIN20060520_125821_000000482047_00467_22064_0063.N1	20-MAY-2006 12:58:21	Dark	48.000	63	Bet Gru	2.1500	2800.0	96	22064	No
153	GOM_NL__2PRFIN20060520_125956_000000452047_00468_22065_0045.N1	20-MAY-2006 12:59:56	Dark	45.000	31	Alp Gru	1.7340	15200.	90	22065	No
154	GOM_NL__2PRFIN20060520_130525_000000422047_00468_22065_0046.N1	20-MAY-2006 13:05:25	Dark	41.500	45	Alp Pav	1.9400	26000.	83	22065	No
155	GOM_NL__2PRFIN20060520_131223_000000442047_00468_22065_0047.N1	20-MAY-2006 13:12:23	Straylight	43.500	141	Bet Ara	2.8400	4600.0	87	22065	No
156	GOM_NL__2PRFIN20060520_131504_000000502047_00468_22065_0048.N1	20-MAY-2006 13:15:04	Straylight	50.000	40	The Sco	1.8590	7100.0	100	22065	No
157	GOM_NL__2PRFIN20060520_131655_000000552047_00468_22065_0049.N1	20-MAY-2006 13:16:55	Straylight	54.500	25	35Lam Sco	1.6200	28000.	109	22065	No
158	GOM_NL__2PRFIN20060520_131905_000000462047_00468_22065_0050.N1	20-MAY-2006 13:19:05	Twilight	46.000	75	26Eps Sco	2.2910	4250.0	92	22065	No
159	GOM_NL__2PRFIN20060520_132202_000000592047_00468_22065_0051.N1	20-MAY-2006 13:22:02	Twilight	58.500	16	21Alp Sco	1.0200	3000.0	117	22065	No
160	GOM_NL__2PRFIN20060520_132431_000000422047_00468_22065_0052.N1	20-MAY-2006 13:24:31	Bright	42.000	97	8Bet1Sco	2.5610	30000.	84	22065	No

161	GOM_NL__2PRFIN20060520_132804_000000382047_00468_22065_0053.N1	20-MAY-2006 13:28:04	Bright	37.500	104	27Bet Lib	2.6140	13100.	75	22065	No
162	GOM_NL__2PRFIN20060520_133306_000000422047_00468_22065_0054.N1	20-MAY-2006 13:33:06	Bright	42.000	102	24Alp Ser	2.6000	4250.0	84	22065	No
163	GOM_NL__2PRFIN20060520_133847_000000372047_00468_22065_0055.N1	20-MAY-2006 13:38:47	Bright	36.500	83		2.3780	11000.	73	22065	No
164	GOM_NL__2PRFIN20060520_134157_000000352047_00468_22065_0056.N1	20-MAY-2006 13:41:57	Bright	35.000	180	27Gam Boo	3.0400	8000.0	70	22065	No
165	GOM_NL__2PRFIN20060520_135018_000000392047_00468_22065_0057.N1	20-MAY-2006 13:50:18	Bright	39.000	119	14Eta Dra	2.7270	4700.0	78	22065	No
166	GOM_NL__2PRFIN20060520_135210_000000372047_00468_22065_0058.N1	20-MAY-2006 13:52:10	Bright	36.500	60	7Bet UMi	2.0810	3950.0	73	22065	No
167	GOM_NL__2PRFIN20060520_140452_000000362047_00468_22065_0059.N1	20-MAY-2006 14:04:52	Bright	36.000	76	27Gam Cas	2.3000	30000.	72	22065	No
168	GOM_NL__2PRFIN20060520_140604_000000352047_00468_22065_0060.N1	20-MAY-2006 14:06:04	Bright	35.000	68	18Alp Cas	2.2250	4500.0	70	22065	No
169	GOM_NL__2PRFIN20060520_141439_000000452047_00468_22065_0061.N1	20-MAY-2006 14:14:39	Tw_i_and_stray	44.500	58	21Alp And	2.0730	11000.	89	22065	No
170	GOM_NL__2PRFIN20060520_141858_000000422047_00468_22065_0062.N1	20-MAY-2006 14:18:58	Dark	41.500	140	88Gam Peg	2.8340	26000.	83	22065	No
171	GOM_NL__2PRFIN20060520_143448_000000512047_00468_22065_0063.N1	20-MAY-2006 14:34:48	Dark	51.000	18	24Alp PsA	1.1660	9700.0	102	22065	No
172	GOM_NL__2PRFIN20060520_143857_000000552047_00468_22065_0064.N1	20-MAY-2006 14:38:57	Dark	55.000	63	Bet Gru	2.1500	2800.0	110	22065	No
173	GOM_NL__2PRFIN20060520_144033_000000452047_00469_22066_0066.N1	20-MAY-2006 14:40:33	Dark	44.500	31	Alp Gru	1.7340	15200.	89	22066	No
174	GOM_NL__2PRFIN20060520_144601_000000422047_00469_22066_0067.N1	20-MAY-2006 14:46:01	Dark	42.000	45	Alp Pav	1.9400	26000.	84	22066	No
175	GOM_NL__2PRFIN20060520_145259_000000452047_00469_22066_0068.N1	20-MAY-2006 14:52:59	Straylight	44.500	141	Bet Ara	2.8400	4600.0	89	22066	No
176	GOM_NL__2PRFIN20060520_145541_000000482047_00469_22066_0069.N1	20-MAY-2006 14:55:41	Straylight	47.500	40	The Sco	1.8590	7100.0	95	22066	No
177	GOM_NL__2PRFIN20060520_145732_000000512047_00469_22066_0070.N1	20-MAY-2006 14:57:32	Straylight	50.500	25	35Lam Sco	1.6200	28000.	101	22066	No
178	GOM_NL__2PRFIN20060520_145942_000000512047_00469_22066_0071.N1	20-MAY-2006 14:59:42	Tw_i_and_stray	51.000	75	26Eps Sco	2.2910	4250.0	102	22066	No
179	GOM_NL__2PRFIN20060520_150239_000000622047_00469_22066_0072.N1	20-MAY-2006 15:02:39	Tw_i_and_stray	61.500	16	21Alp Sco	1.0200	3000.0	123	22066	No
180	GOM_NL__2PRFIN20060520_150507_000000432047_00469_22066_0073.N1	20-MAY-2006 15:05:07	Bright	43.000	97	8Bet1Sco	2.5610	30000.	86	22066	No
181	GOM_NL__2PRFIN20060520_150840_000000392047_00469_22066_0074.N1	20-MAY-2006 15:08:40	Bright	38.500	104	27Bet Lib	2.6140	13100.	77	22066	No
182	GOM_NL__2PRFIN20060520_151342_000000412047_00469_22066_0075.N1	20-MAY-2006 15:13:42	Bright	41.000	102	24Alp Ser	2.6000	4250.0	82	22066	No
183	GOM_NL__2PRFIN20060520_151923_000000372047_00469_22066_0076.N1	20-MAY-2006 15:19:23	Bright	37.000	83		2.3780	11000.	74	22066	No
184	GOM_NL__2PRFIN20060520_152233_000000352047_00469_22066_0077.N1	20-MAY-2006 15:22:33	Bright	34.500	180	27Gam Boo	3.0400	8000.0	69	22066	No
185	GOM_NL__2PRFIN20060520_153053_000000412047_00469_22066_0078.N1	20-MAY-2006 15:30:53	Bright	41.000	119	14Eta Dra	2.7270	4700.0	82	22066	No
186	GOM_NL__2PRFIN20060520_153246_000000392047_00469_22066_0079.N1	20-MAY-2006 15:32:46	Bright	38.500	60	7Bet UMi	2.0810	3950.0	77	22066	No
187	GOM_NL__2PRFIN20060520_154528_000000532047_00469_22066_0080.N1	20-MAY-2006 15:45:28	Bright	53.000	76	27Gam Cas	2.3000	30000.	106	22066	No
188	GOM_NL__2PRFIN20060520_154640_000000352047_00469_22066_0081.N1	20-MAY-2006 15:46:40	Bright	34.500	68	18Alp Cas	2.2250	4500.0	69	22066	No
189	GOM_NL__2PRFIN20060520_155515_000000442047_00469_22066_0082.N1	20-MAY-2006 15:55:15	Tw_i_and_stray	43.500	58	21Alp And	2.0730	11000.	87	22066	No
190	GOM_NL__2PRFIN20060520_155934_000000452047_00469_22066_0083.N1	20-MAY-2006 15:59:34	Dark	45.000	140	88Gam Peg	2.8340	26000.	90	22066	No
191	GOM_NL__2PRFIN20060520_161525_000000542047_00469_22066_0084.N1	20-MAY-2006 16:15:25	Dark	53.500	18	24Alp PsA	1.1660	9700.0	107	22066	No
192	GOM_NL__2PRFIN20060520_161934_000000522047_00469_22066_0085.N1	20-MAY-2006 16:19:34	Dark	51.500	63	Bet Gru	2.1500	2800.0	103	22066	No
193	GOM_NL__2PRFIN20060520_162110_000000452047_00470_22067_0067.N1	20-MAY-2006 16:21:10	Dark	44.500	31	Alp Gru	1.7340	15200.	89	22067	No
194	GOM_NL__2PRFIN20060520_162638_000000422047_00470_22067_0068.N1	20-MAY-2006 16:26:38	Dark	42.000	45	Alp Pav	1.9400	26000.	84	22067	No
195	GOM_NL__2PRFIN20060520_163336_000000412047_00470_22067_0069.N1	20-MAY-2006 16:33:36	Straylight	41.000	141	Bet Ara	2.8400	4600.0	82	22067	No
196	GOM_NL__2PRFIN20060520_163617_000000472047_00470_22067_0070.N1	20-MAY-2006 16:36:17	Straylight	47.000	40	The Sco	1.8590	7100.0	94	22067	No
197	GOM_NL__2PRFIN20060520_163809_000000542047_00470_22067_0071.N1	20-MAY-2006 16:38:09	Straylight	53.500	25	35Lam Sco	1.6200	28000.	107	22067	No
198	GOM_NL__2PRFIN20060520_164018_000000532047_00470_22067_0072.N1	20-MAY-2006 16:40:18	Tw_i_and_stray	52.500	75	26Eps Sco	2.2910	4250.0	105	22067	No
199	GOM_NL__2PRFIN20060520_164315_000000542047_00470_22067_0073.N1	20-MAY-2006 16:43:15	Tw_i_and_stray	53.500	16	21Alp Sco	1.0200	3000.0	107	22067	No
200	GOM_NL__2PRFIN20060520_164543_000000422047_00470_22067_0074.N1	20-MAY-2006 16:45:43	Bright	42.000	97	8Bet1Sco	2.5610	30000.	84	22067	No
201	GOM_NL__2PRFIN20060520_164916_000000382047_00470_22067_0075.N1	20-MAY-2006 16:49:16	Bright	38.000	104	27Bet Lib	2.6140	13100.	76	22067	No
202	GOM_NL__2PRFIN20060520_165417_000000412047_00470_22067_0076.N1	20-MAY-2006 16:54:17	Bright	41.000	102	24Alp Ser	2.6000	4250.0	82	22067	No
203	GOM_NL__2PRFIN20060520_165959_000000392047_00470_22067_0077.N1	20-MAY-2006 16:59:59	Bright	39.000	83		2.3780	11000.	78	22067	No
204	GOM_NL__2PRFIN20060520_170308_000000362047_00470_22067_0078.N1	20-MAY-2006 17:03:08	Bright	35.500	180	27Gam Boo	3.0400	8000.0	71	22067	No
205	GOM_NL__2PRFIN20060520_171129_000000402047_00470_22067_0079.N1	20-MAY-2006 17:11:29	Bright	39.500	119	14Eta Dra	2.7270	4700.0	79	22067	No
206	GOM_NL__2PRFIN20060520_171322_000000362047_00470_22067_0080.N1	20-MAY-2006 17:13:22	Bright	36.000	60	7Bet UMi	2.0810	3950.0	72	22067	No
207	GOM_NL__2PRFIN20060520_172604_000000532047_00470_22067_0081.N1	20-MAY-2006 17:26:04	Bright	53.000	76	27Gam Cas	2.3000	30000.	106	22067	No
208	GOM_NL__2PRFIN20060520_172716_000000392047_00470_22067_0082.N1	20-MAY-2006 17:27:16	Bright	38.500	68	18Alp Cas	2.2250	4500.0	77	22067	No
209	GOM_NL__2PRFIN20060520_173551_000000472047_00470_22067_0083.N1	20-MAY-2006 17:35:51	Tw_i_and_stray	47.000	58	21Alp And	2.0730	11000.	94	22067	No
210	GOM_NL__2PRFIN20060520_174010_000000452047_00470_22067_0084.N1	20-MAY-2006 17:40:10	Dark	44.500	140	88Gam Peg	2.8340	26000.	89	22067	No
211	GOM_NL__2PRFIN20060520_175602_000000522047_00470_22067_0085.N1	20-MAY-2006 17:56:02	Dark	51.500	18	24Alp PsA	1.1660	9700.0	103	22067	No
212	GOM_NL__2PRFIN20060520_180011_000000492047_00470_22067_0086.N1	20-MAY-2006 18:00:11	Dark	49.000	63	Bet Gru	2.1500	2800.0	98	22067	No
213	GOM_NL__2PRFIN20060520_180147_000000422047_00471_22068_0068.N1	20-MAY-2006 18:01:47	Dark	42.000	31	Alp Gru	1.7340	15200.	84	22068	No
214	GOM_NL__2PRFIN20060520_180715_000000422047_00471_22068_0069.N1	20-MAY-2006 18:07:15	Dark	41.500	45	Alp Pav	1.9400	26000.	83	22068	No
215	GOM_NL__2PRFIN20060520_181412_000000492047_00471_22068_0070.N1	20-MAY-2006 18:14:12	Straylight	49.000	141	Bet Ara	2.8400	4600.0	98	22068	No
216	GOM_NL__2PRFIN20060520_181654_000000532047_00471_22068_0071.N1	20-MAY-2006 18:16:54	Straylight	52.500	40	The Sco	1.8590	7100.0	105	22068	No
217	GOM_NL__2PRFIN20060520_181845_000000532047_00471_22068_0072.N1	20-MAY-2006 18:18:45	Straylight	52.500	25	35Lam Sco	1.6200	28000.	105	22068	No
218	GOM_NL__2PRFIN20060520_182054_000000512047_00471_22068_0073.N1	20-MAY-2006 18:20:54	Tw_i_and_stray	50.500	75	26Eps Sco	2.2910	4250.0	101	22068	No
219	GOM_NL__2PRFIN20060520_182351_000000582047_00471_22068_0074.N1	20-MAY-2006 18:23:51	Tw_i_and_stray	57.500	16	21Alp Sco	1.0200	3000.0	115	22068	No

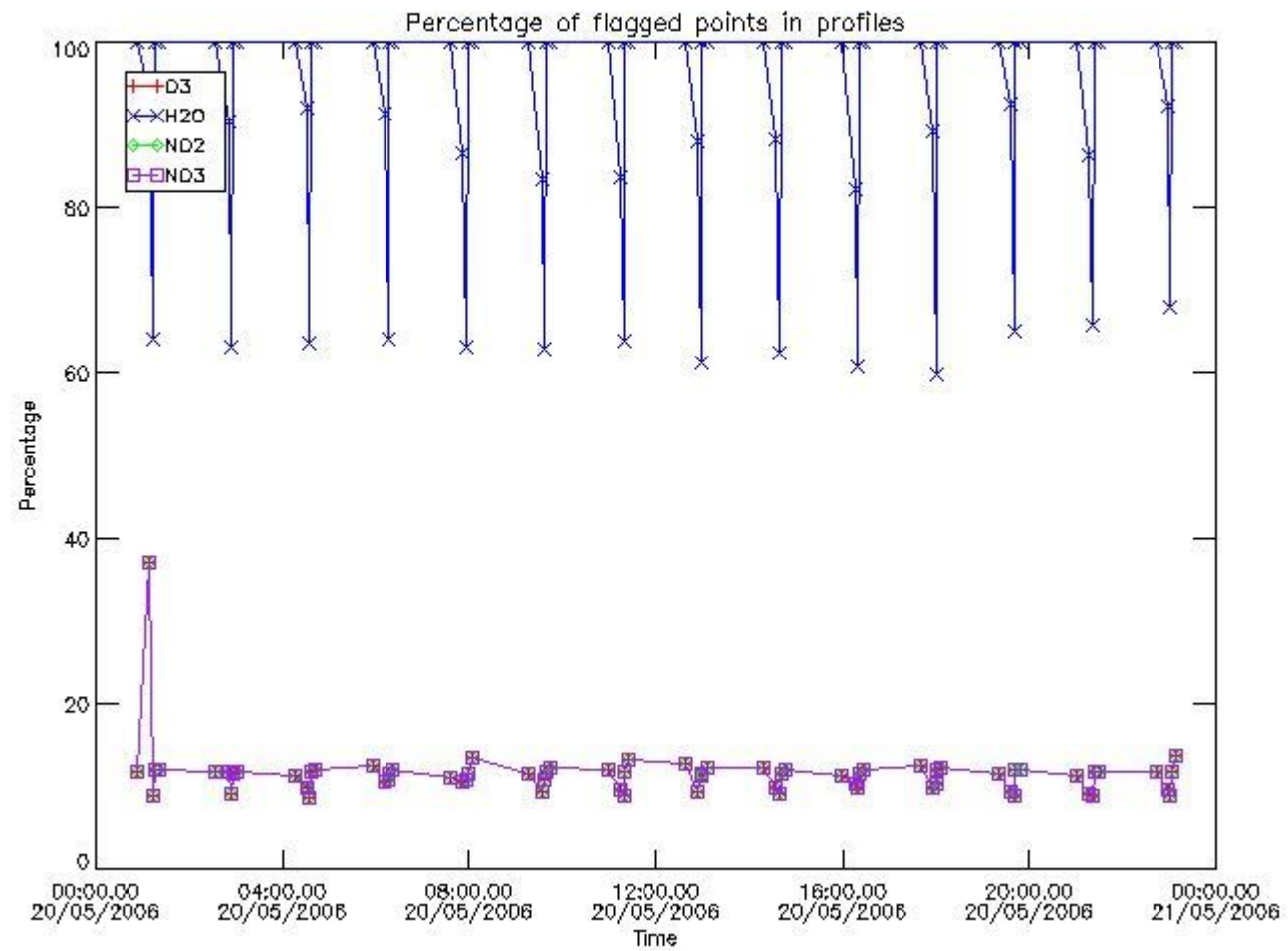
220	GOM_NL__2PRFIN20060520_182619_000000422047_00471_22068_0075.N1	20-MAY-2006 18:26:19	Bright	41.500	97	8Bet1Sco	2.5610	30000.	83	22068	No
221	GOM_NL__2PRFIN20060520_182952_000000392047_00471_22068_0076.N1	20-MAY-2006 18:29:52	Bright	38.500	104	27Bet Lib	2.6140	13100.	77	22068	No
222	GOM_NL__2PRFIN20060520_183453_000000412047_00471_22068_0077.N1	20-MAY-2006 18:34:53	Bright	41.000	102	24Alp Ser	2.6000	4250.0	82	22068	No
223	GOM_NL__2PRFIN20060520_184035_000000372047_00471_22068_0078.N1	20-MAY-2006 18:40:35	Bright	37.000	83		2.3780	11000.	74	22068	No
224	GOM_NL__2PRFIN20060520_184344_000000352047_00471_22068_0079.N1	20-MAY-2006 18:43:44	Bright	35.000	180	27Gam Boo	3.0400	8000.0	70	22068	No
225	GOM_NL__2PRFIN20060520_185204_000000402047_00471_22068_0080.N1	20-MAY-2006 18:52:04	Bright	39.500	119	14Eta Dra	2.7270	4700.0	79	22068	No
226	GOM_NL__2PRFIN20060520_185357_000000382047_00471_22068_0081.N1	20-MAY-2006 18:53:57	Bright	37.500	60	7Bet UMi	2.0810	3950.0	75	22068	No
227	GOM_NL__2PRFIN20060520_190640_000000342047_00471_22068_0082.N1	20-MAY-2006 19:06:40	Bright	34.000	76	27Gam Cas	2.3000	30000.	68	22068	No
228	GOM_NL__2PRFIN20060520_190752_000000362047_00471_22068_0083.N1	20-MAY-2006 19:07:52	Bright	35.500	68	18Alp Cas	2.2250	4500.0	71	22068	No
229	GOM_NL__2PRFIN20060520_191627_000000472047_00471_22068_0084.N1	20-MAY-2006 19:16:27	Twi_and_stray	47.000	58	21Alp And	2.0730	11000.	94	22068	No
230	GOM_NL__2PRFIN20060520_192046_000000452047_00471_22068_0085.N1	20-MAY-2006 19:20:46	Dark	44.500	140	88Gam Peg	2.8340	26000.	89	22068	No
231	GOM_NL__2PRFIN20060520_193639_000000542047_00471_22068_0086.N1	20-MAY-2006 19:36:39	Dark	54.000	18	24Alp PsA	1.1660	9700.0	108	22068	No
232	GOM_NL__2PRFIN20060520_194047_000000582047_00471_22068_0087.N1	20-MAY-2006 19:40:47	Dark	57.500	63	Bet Gru	2.1500	2800.0	115	22068	No
233	GOM_NL__2PRFIN20060520_194223_000000432047_00472_22069_0069.N1	20-MAY-2006 19:42:23	Dark	42.500	31	Alp Gru	1.7340	15200.	85	22069	No
234	GOM_NL__2PRFIN20060520_194751_000000422047_00472_22069_0070.N1	20-MAY-2006 19:47:51	Dark	42.000	45	Alp Pav	1.9400	26000.	84	22069	No
235	GOM_NL__2PRFIN20060520_195448_000000472047_00472_22069_0071.N1	20-MAY-2006 19:54:48	Straylight	47.000	141	Bet Ara	2.8400	4600.0	94	22069	No
236	GOM_NL__2PRFIN20060520_195730_000000532047_00472_22069_0072.N1	20-MAY-2006 19:57:30	Straylight	52.500	40	The Sco	1.8590	7100.0	105	22069	No
237	GOM_NL__2PRFIN20060520_195922_000000532047_00472_22069_0073.N1	20-MAY-2006 19:59:22	Straylight	52.500	25	35Lam Sco	1.6200	28000.	105	22069	No
238	GOM_NL__2PRFIN20060520_200131_000000502047_00472_22069_0074.N1	20-MAY-2006 20:01:31	Twi_and_stray	50.000	75	26Eps Sco	2.2910	4250.0	100	22069	No
239	GOM_NL__2PRFIN20060520_200427_000000542047_00472_22069_0075.N1	20-MAY-2006 20:04:27	Twi_and_stray	54.000	16	21Alp Sco	1.0200	3000.0	108	22069	No
240	GOM_NL__2PRFIN20060520_200655_000000442047_00472_22069_0076.N1	20-MAY-2006 20:06:55	Bright	43.500	97	8Bet1Sco	2.5610	30000.	87	22069	No
241	GOM_NL__2PRFIN20060520_201029_000000382047_00472_22069_0077.N1	20-MAY-2006 20:10:29	Bright	38.000	104	27Bet Lib	2.6140	13100.	76	22069	No
242	GOM_NL__2PRFIN20060520_201529_000000412047_00472_22069_0078.N1	20-MAY-2006 20:15:29	Bright	40.500	102	24Alp Ser	2.6000	4250.0	81	22069	No
243	GOM_NL__2PRFIN20060520_202111_000000362047_00472_22069_0079.N1	20-MAY-2006 20:21:11	Bright	35.500	83		2.3780	11000.	71	22069	No
244	GOM_NL__2PRFIN20060520_202420_000000362047_00472_22069_0080.N1	20-MAY-2006 20:24:20	Bright	35.500	180	27Gam Boo	3.0400	8000.0	71	22069	No
245	GOM_NL__2PRFIN20060520_203240_000000412047_00472_22069_0081.N1	20-MAY-2006 20:32:40	Bright	41.000	119	14Eta Dra	2.7270	4700.0	82	22069	No
246	GOM_NL__2PRFIN20060520_203433_000000372047_00472_22069_0082.N1	20-MAY-2006 20:34:33	Bright	36.500	60	7Bet UMi	2.0810	3950.0	73	22069	No
247	GOM_NL__2PRFIN20060520_204715_000000532047_00472_22069_0083.N1	20-MAY-2006 20:47:15	Bright	53.000	76	27Gam Cas	2.3000	30000.	106	22069	No
248	GOM_NL__2PRFIN20060520_204828_000000372047_00472_22069_0084.N1	20-MAY-2006 20:48:28	Bright	37.000	68	18Alp Cas	2.2250	4500.0	74	22069	No
249	GOM_NL__2PRFIN20060520_205703_000000462047_00472_22069_0085.N1	20-MAY-2006 20:57:03	Twi_and_stray	46.000	58	21Alp And	2.0730	11000.	92	22069	No
250	GOM_NL__2PRFIN20060520_210123_000000452047_00472_22069_0086.N1	20-MAY-2006 21:01:23	Dark	45.000	140	88Gam Peg	2.8340	26000.	90	22069	No
251	GOM_NL__2PRFIN20060520_211715_000000562047_00472_22069_0087.N1	20-MAY-2006 21:17:15	Dark	55.500	18	24Alp PsA	1.1660	9700.0	111	22069	No
252	GOM_NL__2PRFIN20060520_212124_000000582047_00472_22069_0088.N1	20-MAY-2006 21:21:24	Dark	57.500	63	Bet Gru	2.1500	2800.0	115	22069	No
253	GOM_NL__2PRFIN20060520_212300_000000442047_00473_22070_0069.N1	20-MAY-2006 21:23:00	Dark	43.500	31	Alp Gru	1.7340	15200.	87	22070	No
254	GOM_NL__2PRFIN20060520_212828_000000432047_00473_22070_0070.N1	20-MAY-2006 21:28:28	Dark	43.000	45	Alp Pav	1.9400	26000.	86	22070	No
255	GOM_NL__2PRFIN20060520_213525_000000432047_00473_22070_0071.N1	20-MAY-2006 21:35:25	Straylight	42.500	141	Bet Ara	2.8400	4600.0	85	22070	No
256	GOM_NL__2PRFIN20060520_213807_000000512047_00473_22070_0072.N1	20-MAY-2006 21:38:07	Straylight	51.000	40	The Sco	1.8590	7100.0	102	22070	No
257	GOM_NL__2PRFIN20060520_213958_000000512047_00473_22070_0073.N1	20-MAY-2006 21:39:58	Straylight	50.500	25	35Lam Sco	1.6200	28000.	101	22070	No
258	GOM_NL__2PRFIN20060520_214207_000000502047_00473_22070_0074.N1	20-MAY-2006 21:42:07	Twi_and_stray	49.500	75	26Eps Sco	2.2910	4250.0	99	22070	No
259	GOM_NL__2PRFIN20060520_214503_000000582047_00473_22070_0075.N1	20-MAY-2006 21:45:03	Twi_and_stray	58.000	16	21Alp Sco	1.0200	3000.0	116	22070	No
260	GOM_NL__2PRFIN20060520_214731_000000412047_00473_22070_0076.N1	20-MAY-2006 21:47:31	Bright	41.000	97	8Bet1Sco	2.5610	30000.	82	22070	No
261	GOM_NL__2PRFIN20060520_215104_000000392047_00473_22070_0077.N1	20-MAY-2006 21:51:04	Bright	39.000	104	27Bet Lib	2.6140	13100.	78	22070	No
262	GOM_NL__2PRFIN20060520_215605_000000412047_00473_22070_0078.N1	20-MAY-2006 21:56:05	Bright	40.500	102	24Alp Ser	2.6000	4250.0	81	22070	No
263	GOM_NL__2PRFIN20060520_220146_000000362047_00473_22070_0079.N1	20-MAY-2006 22:01:46	Bright	36.000	83		2.3780	11000.	72	22070	No
264	GOM_NL__2PRFIN20060520_220456_000000362047_00473_22070_0080.N1	20-MAY-2006 22:04:56	Bright	35.500	180	27Gam Boo	3.0400	8000.0	71	22070	No
265	GOM_NL__2PRFIN20060520_221315_000000412047_00473_22070_0081.N1	20-MAY-2006 22:13:15	Bright	40.500	119	14Eta Dra	2.7270	4700.0	81	22070	No
266	GOM_NL__2PRFIN20060520_221509_000000392047_00473_22070_0082.N1	20-MAY-2006 22:15:09	Bright	38.500	60	7Bet UMi	2.0810	3950.0	77	22070	No
267	GOM_NL__2PRFIN20060520_222751_000000532047_00473_22070_0083.N1	20-MAY-2006 22:27:51	Bright	53.000	76	27Gam Cas	2.3000	30000.	106	22070	No
268	GOM_NL__2PRFIN20060520_222904_000000382047_00473_22070_0084.N1	20-MAY-2006 22:29:04	Bright	38.000	68	18Alp Cas	2.2250	4500.0	76	22070	No
269	GOM_NL__2PRFIN20060520_223739_000000492047_00473_22070_0085.N1	20-MAY-2006 22:37:39	Twi_and_stray	49.000	58	21Alp And	2.0730	11000.	98	22070	No
270	GOM_NL__2PRFIN20060520_224159_000000432047_00473_22070_0086.N1	20-MAY-2006 22:41:59	Dark	43.000	140	88Gam Peg	2.8340	26000.	86	22070	No
271	GOM_NL__2PRFIN20060520_225752_000000532047_00473_22070_0087.N1	20-MAY-2006 22:57:52	Dark	52.500	18	24Alp PsA	1.1660	9700.0	105	22070	No
272	GOM_NL__2PRFIN20060520_230200_000000572047_00473_22070_0088.N1	20-MAY-2006 23:02:00	Dark	56.500	63	Bet Gru	2.1500	2800.0	113	22070	No
273	GOM_NL__2PRFIN20060520_230337_000000432047_00474_22071_0069.N1	20-MAY-2006 23:03:37	Dark	43.000	31	Alp Gru	1.7340	15200.	86	22071	No
274	GOM_NL__2PRFIN20060520_230904_000000412047_00474_22071_0070.N1	20-MAY-2006 23:09:04	Dark	41.000	45	Alp Pav	1.9400	26000.	82	22071	No
275	GOM_NL__2PRFIN20060520_231601_000000442047_00474_22071_0071.N1	20-MAY-2006 23:16:01	Straylight	44.000	141	Bet Ara	2.8400	4600.0	88	22071	No
276	GOM_NL__2PRFIN20060520_231843_000000482047_00474_22071_0072.N1	20-MAY-2006 23:18:43	Straylight	47.500	40	The Sco	1.8590	7100.0	95	22071	No
277	GOM_NL__2PRFIN20060520_232034_000000522047_00474_22071_0073.N1	20-MAY-2006 23:20:34	Straylight	52.000	25	35Lam Sco	1.6200	28000.	104	22071	No
278	GOM_NL__2PRFIN20060520_232243_000000492047_00474_22071_0074.N1	20-MAY-2006 23:22:43	Twi_and_stray	49.000	75	26Eps Sco	2.2910	4250.0	98	22071	No

279	GOM_NL__2PRFIN20060520_232539_000000592047_00474_22071_0075.N1	20-MAY-2006 23:25:39	Twilight_stray	58.500	16	21Alp Sco	1.0200	3000.0	117	22071	No
280	GOM_NL__2PRFIN20060520_232808_000000422047_00474_22071_0076.N1	20-MAY-2006 23:28:08	Bright	42.000	97	8Bet1Sco	2.5610	30000.	84	22071	No
281	GOM_NL__2PRFIN20060520_233140_000000382047_00474_22071_0077.N1	20-MAY-2006 23:31:40	Bright	38.000	104	27Bet Lib	2.6140	13100.	76	22071	No
282	GOM_NL__2PRFIN20060520_233640_000000412047_00474_22071_0078.N1	20-MAY-2006 23:36:40	Bright	41.000	102	24Alp Ser	2.6000	4250.0	82	22071	No
283	GOM_NL__2PRFIN20060520_234222_000000352047_00474_22071_0079.N1	20-MAY-2006 23:42:22	Bright	35.000	83		2.3780	11000.	70	22071	No
284	GOM_NL__2PRFIN20060520_234532_000000352047_00474_22071_0080.N1	20-MAY-2006 23:45:32	Bright	34.500	180	27Gam Boo	3.0400	8000.0	69	22071	No
285	GOM_NL__2PRFIN20060520_235351_000000412047_00474_22071_0081.N1	20-MAY-2006 23:53:51	Bright	40.500	119	14Eta Dra	2.7270	4700.0	81	22071	No
286	GOM_NL__2PRFIN20060520_235545_000000382047_00474_22071_0082.N1	20-MAY-2006 23:55:45	Bright	38.000	60	7Bet UMi	2.0810	3950.0	76	22071	No

3. Quality information per product

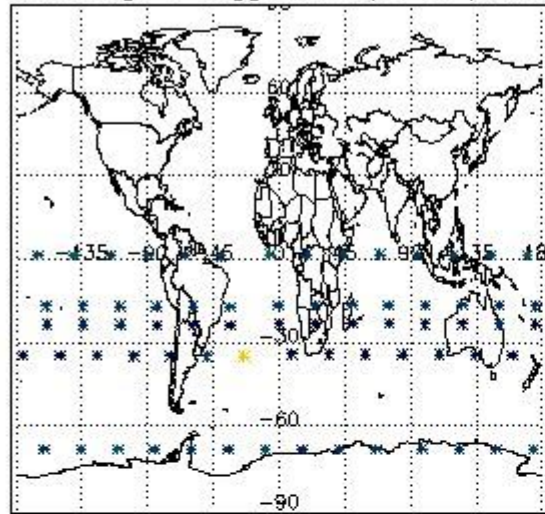
In this section it is plotted some information contained in the Quality Summary data set of the level 2 products. Only products in dark limb conditions and without errors (error flag in the MPH set to "0") are used.

3.1 Plot quality information per product (time dependant)

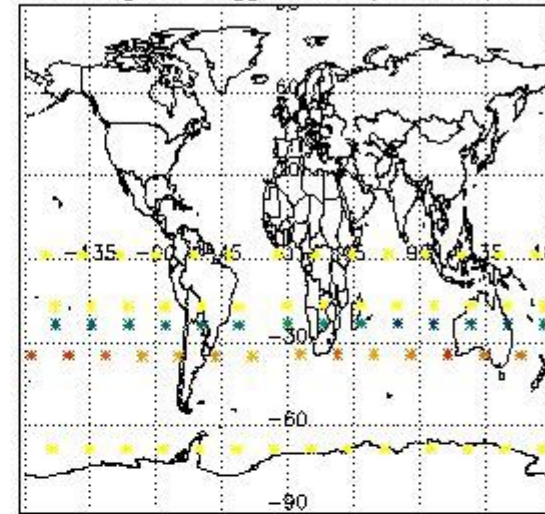


3.2 Plot quality information per product (world map)

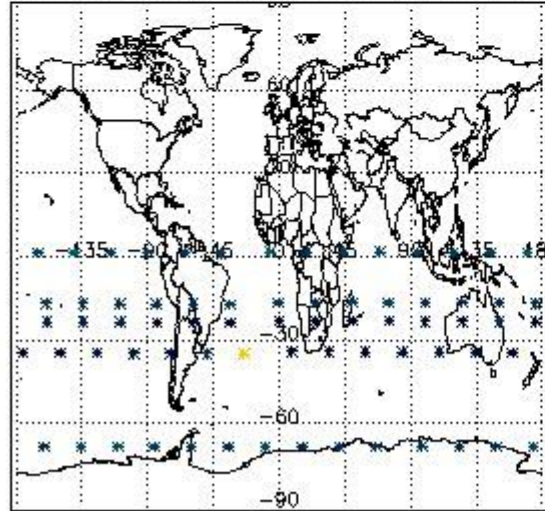
Percentage of flagged data per O3 profile



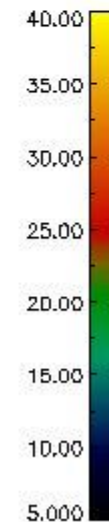
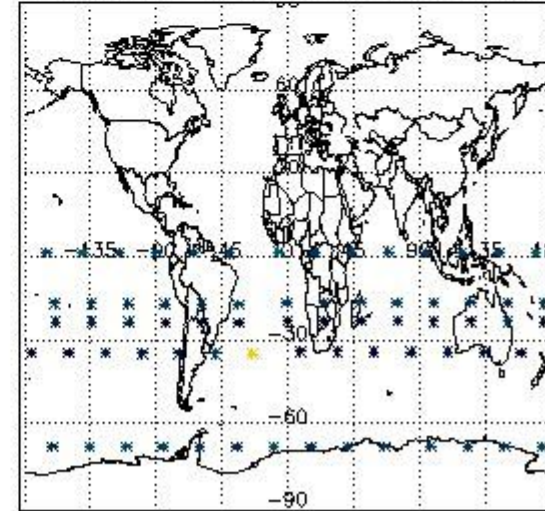
Percentage of flagged data per H2O profile



Percentage of flagged data per NO2 profile



Percentage of flagged data per NO3 profile

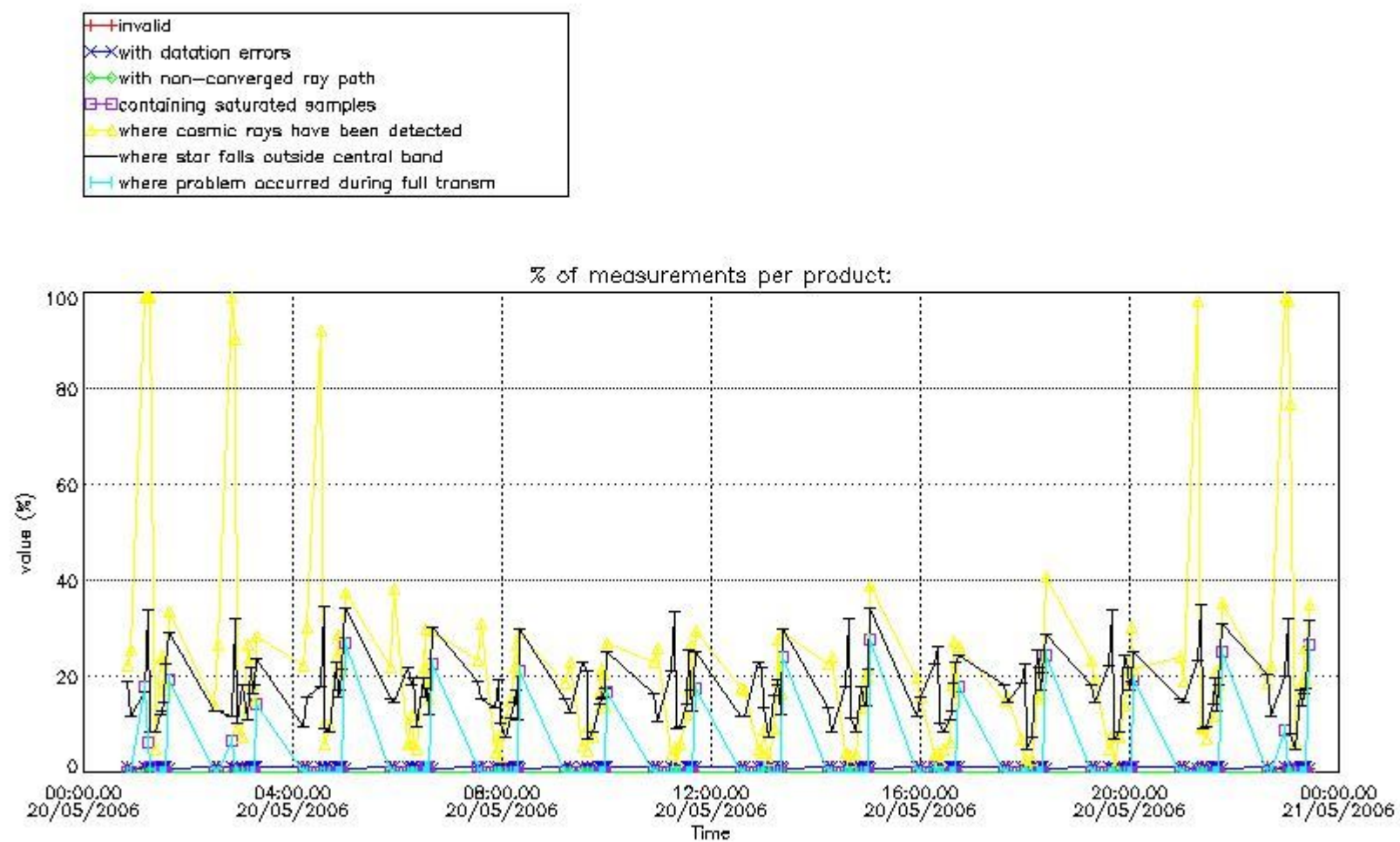


4. Level 1 quality information per product

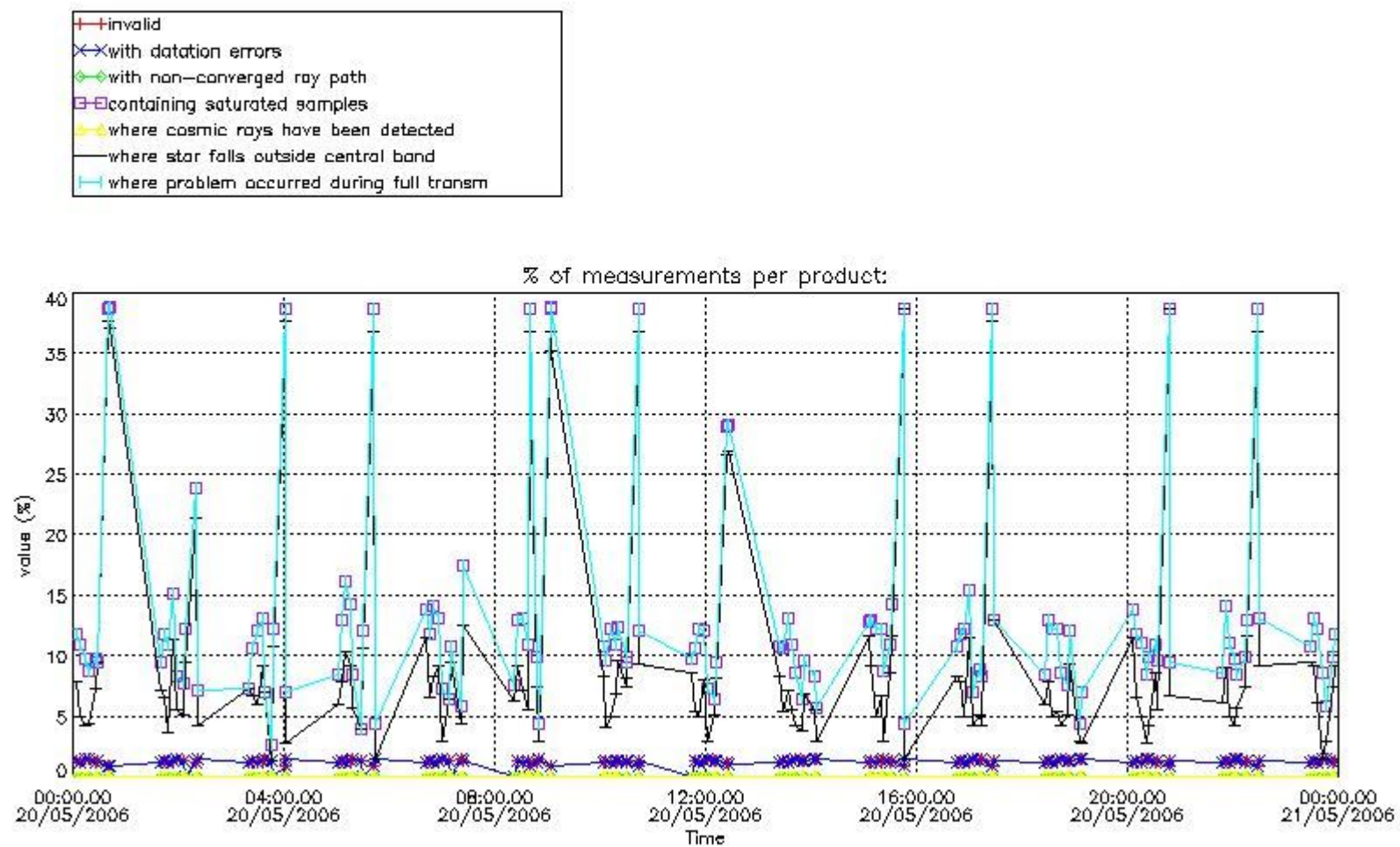
In this section it is plotted some information contained in the Quality Summary data set of the level 2 products that comes from the level 1b processing. Products without errors (error flag in the MPH set to "0") are used.

4.1 Plot quality information per product (time dependant) coming from level 1b processing

4.1.1 Plot level 1 quality information per product (time dependant): ENVISAT ASCENDING passes

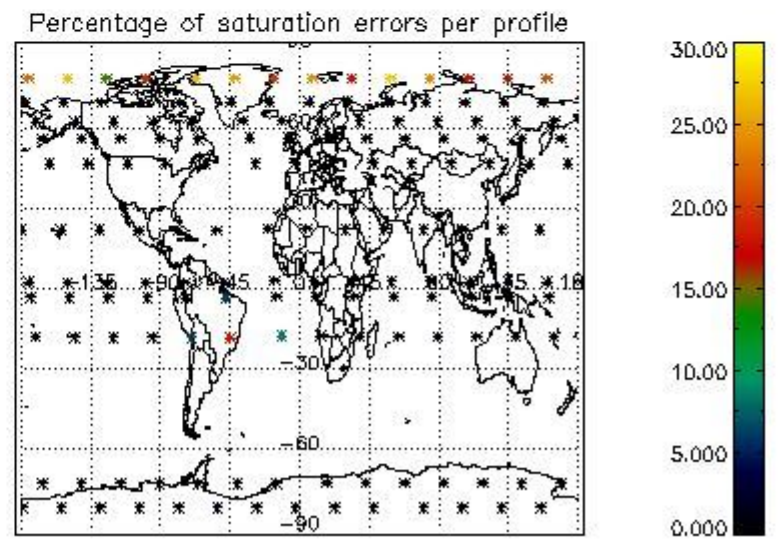
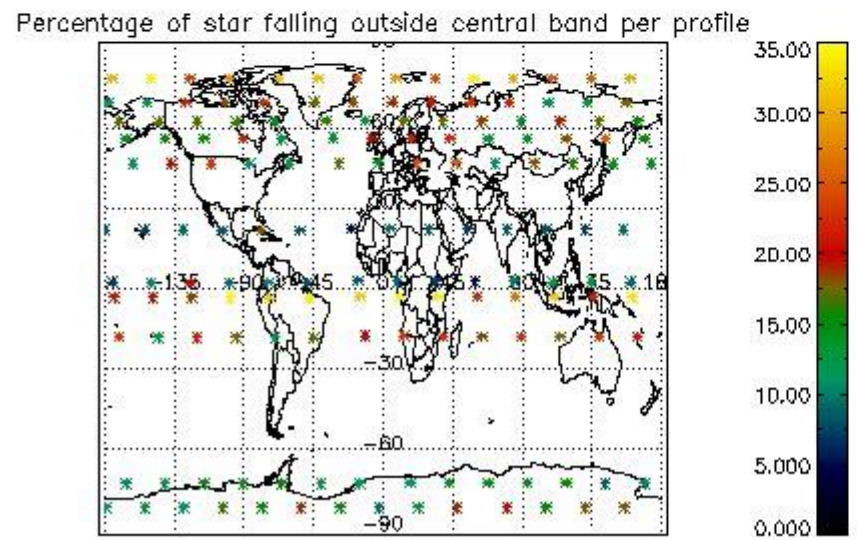
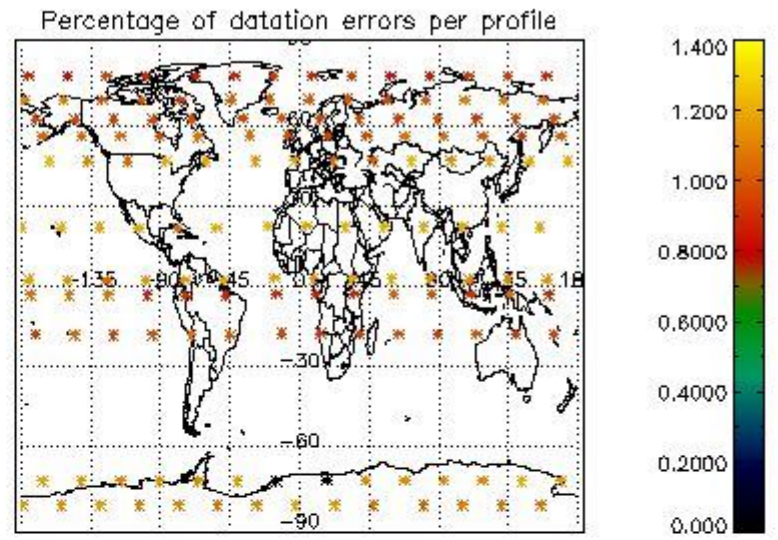
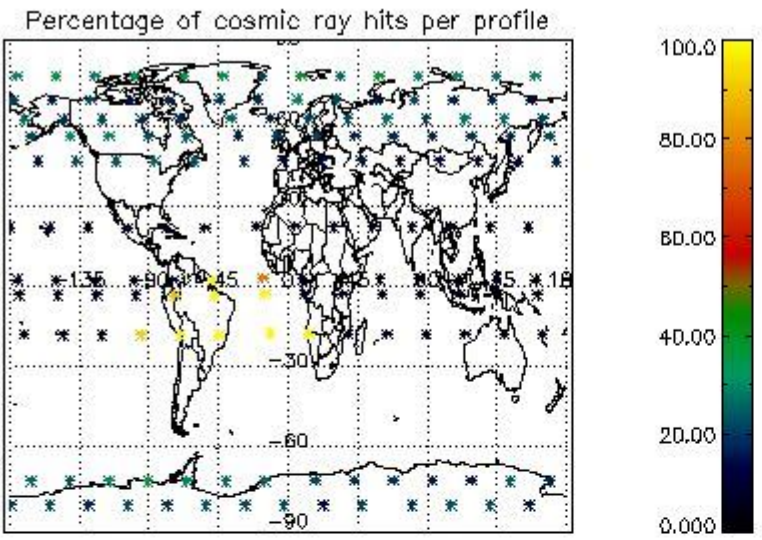


4.1.2 Plot level 1 quality information per product (time dependant): ENVI SAT DESCENDING passes

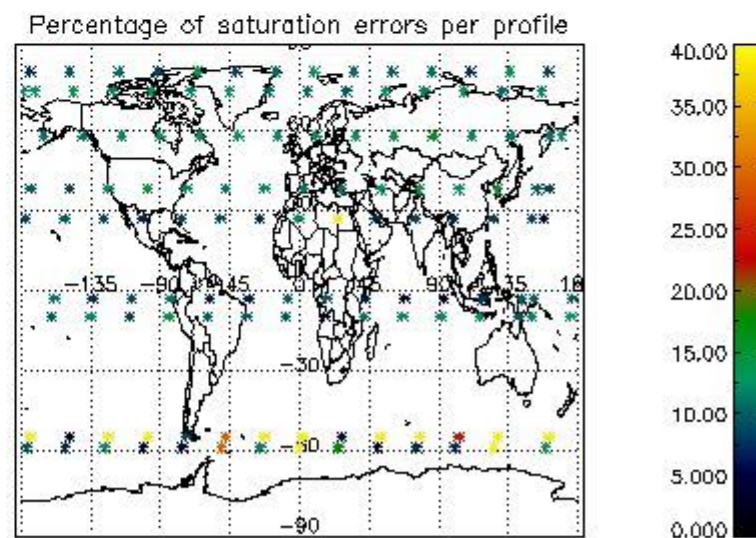
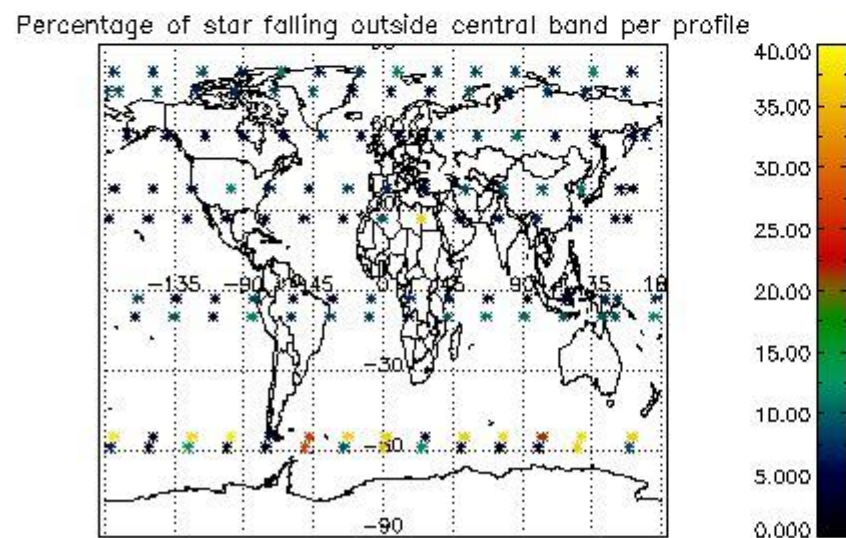
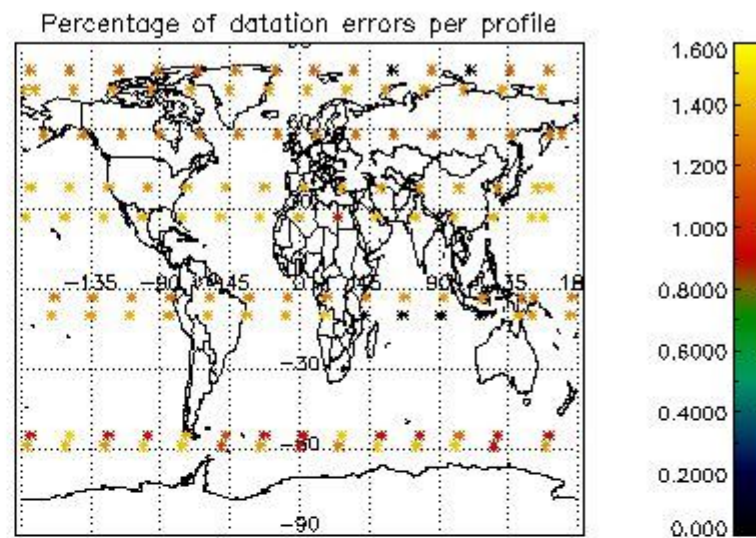
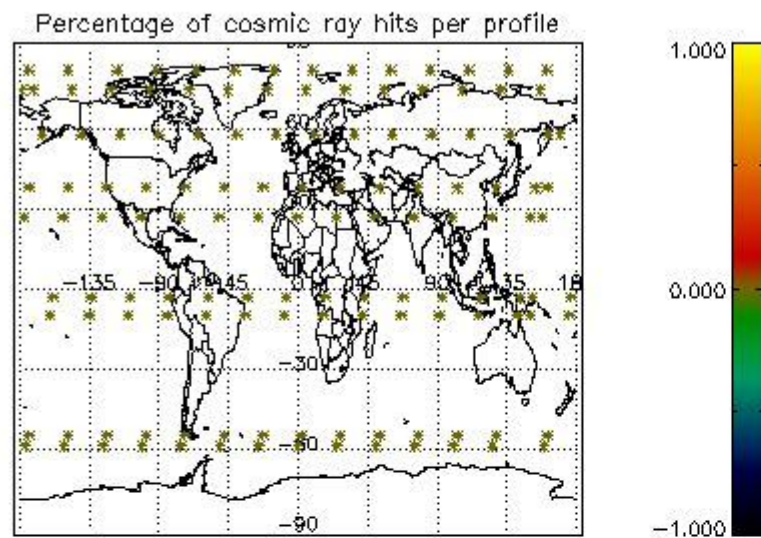


4.2 Plot quality information per product coming from level 1b processing (world map)

4.2.1 Plot level 1 quality information per product (world map): ENVISAT ASCENDING passes



4.2.2 Plot level 1 quality information per product (world map): ENVISAT DESCENDING passes



5. Trace gas profiles

5.1 Ozone statistics based on quality of products

The final quality of the products can be "measured" using the STD (Standard Deviation) attached to every point profile. This information is written to the parameter GOM_NL__2P/NL_LOCAL_SPECIES_DENSITY/o3_std of the level 2 products. The table below shows the statistics for given STD ranges.

The statistics are given with respect to the overall valid production:

- Products without fatal errors: GOM_NL__2P/MPH/PRODUCT_ERR=0
- Valid point profile: GOM_NL__2P/NL_LOCAL_SPECIES_DENSITY/pcd(0)=0

The 'Criteria' is applied to valid points of dark limb products:

- Products in dark limb illumination condition: GOM_NL__2P/NL_SUMMARY_QUALITY/obs_ill_cond=0
- Products without fatal errors: GOM_NL__2P/MPH/PRODUCT_ERR=0
- Valid point profile: GOM_NL__2P/NL_LOCAL_SPECIES_DENSITY/pcd(0)=0

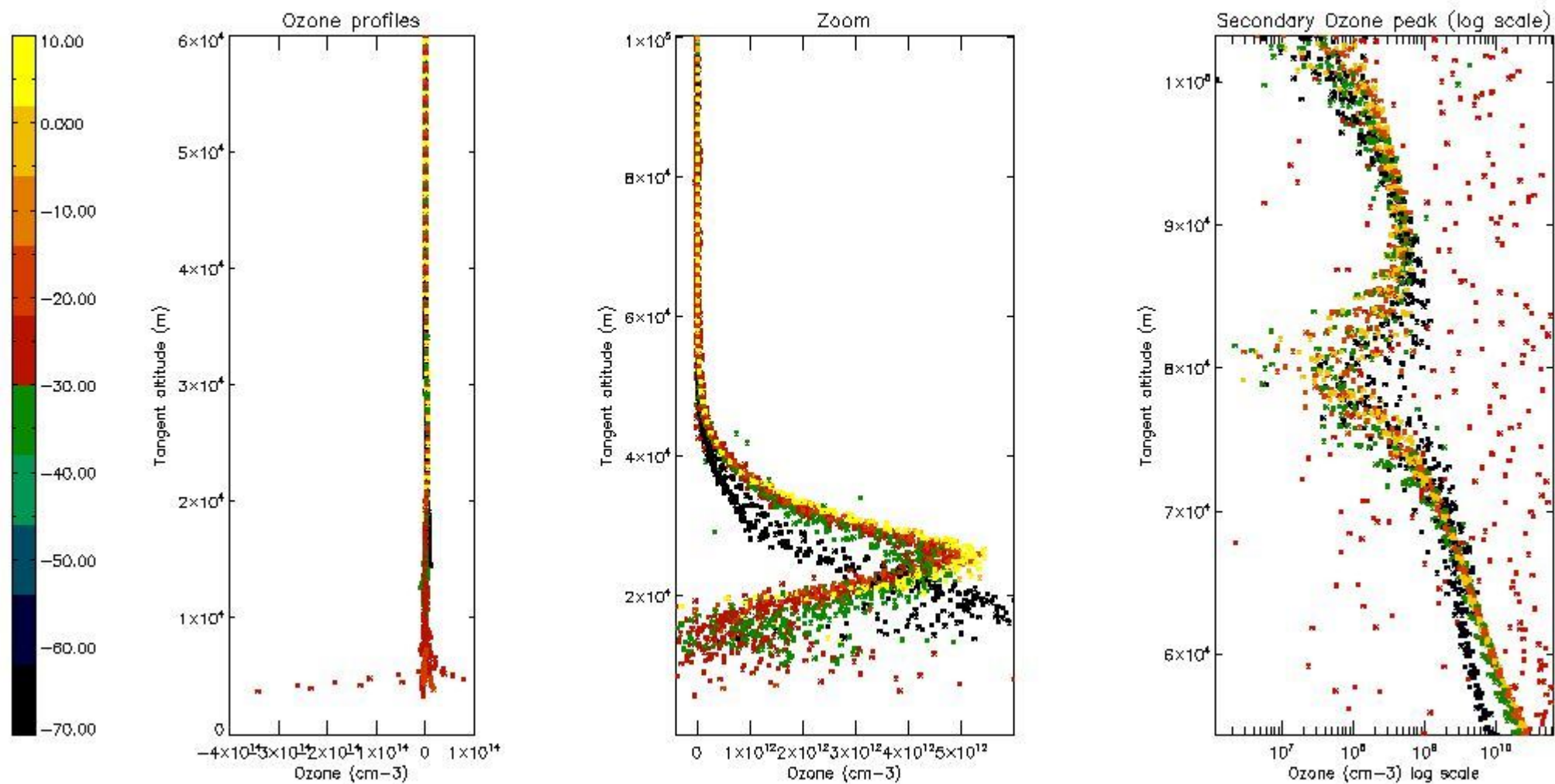
So, the table below shows the percentage of dark limb and valid observations for each criteria with respect to the overall valid daily observations.

Criteria	% of total production
All STD	27
STD < 20	16

STD < 10	13
STD < 5	10

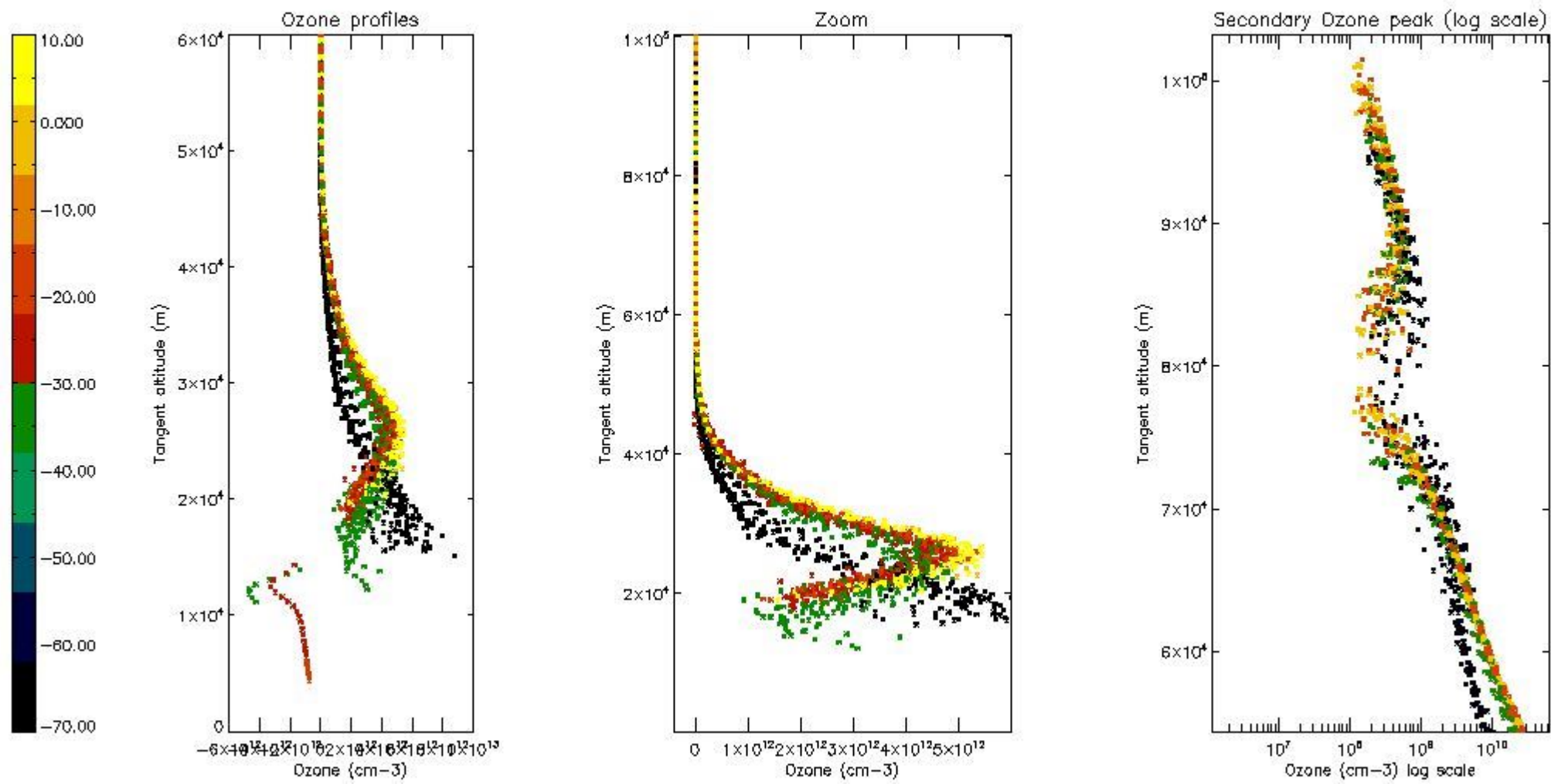
5.2 Plot ozone profiles for all STD (dark without errors)

The colorbar represents the latitude.



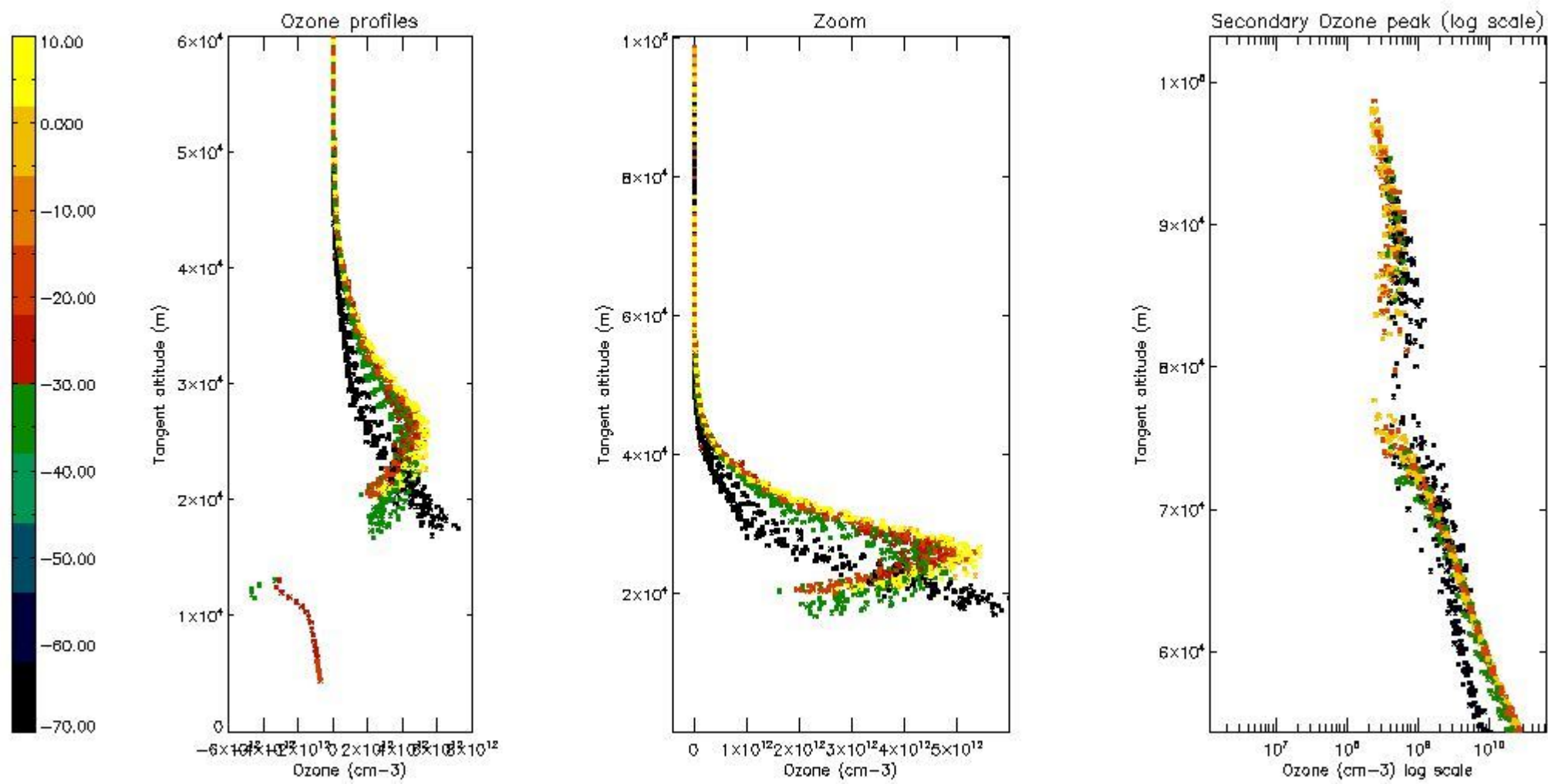
5.3 Plot ozone profiles where STD < 20% (dark without errors)

The colorbar represents the latitude.



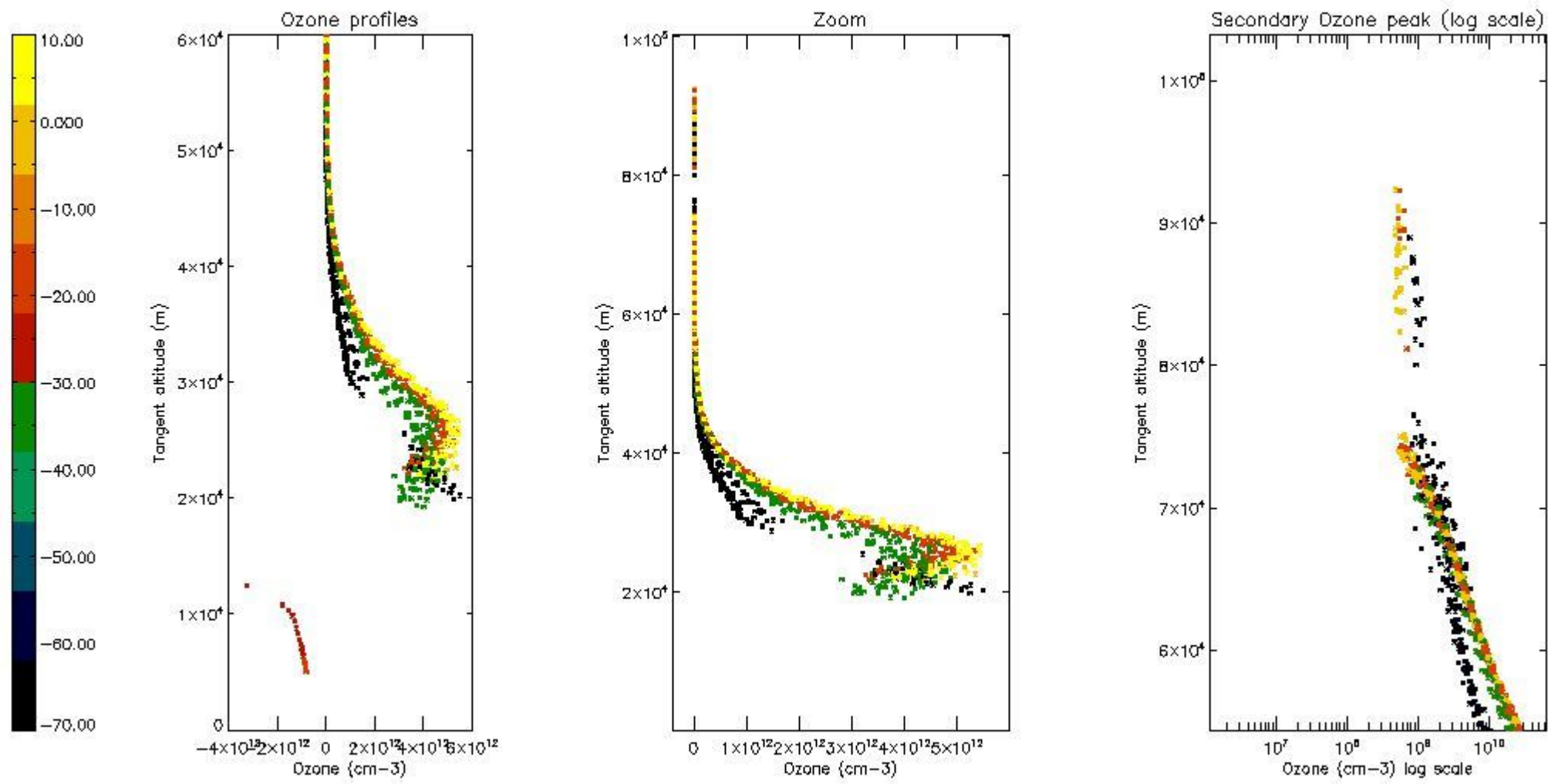
5.4 Plot ozone profiles where STD < 10% (dark without errors)

The colorbar represents the latitude.



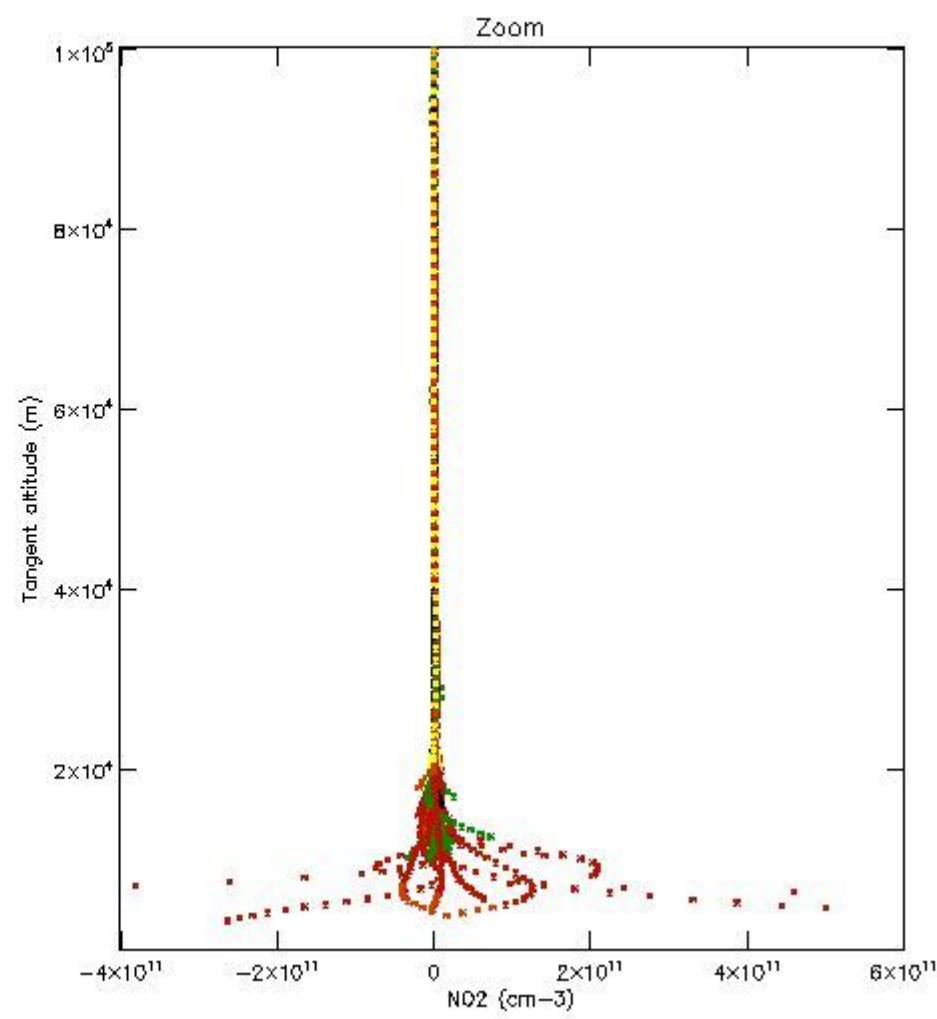
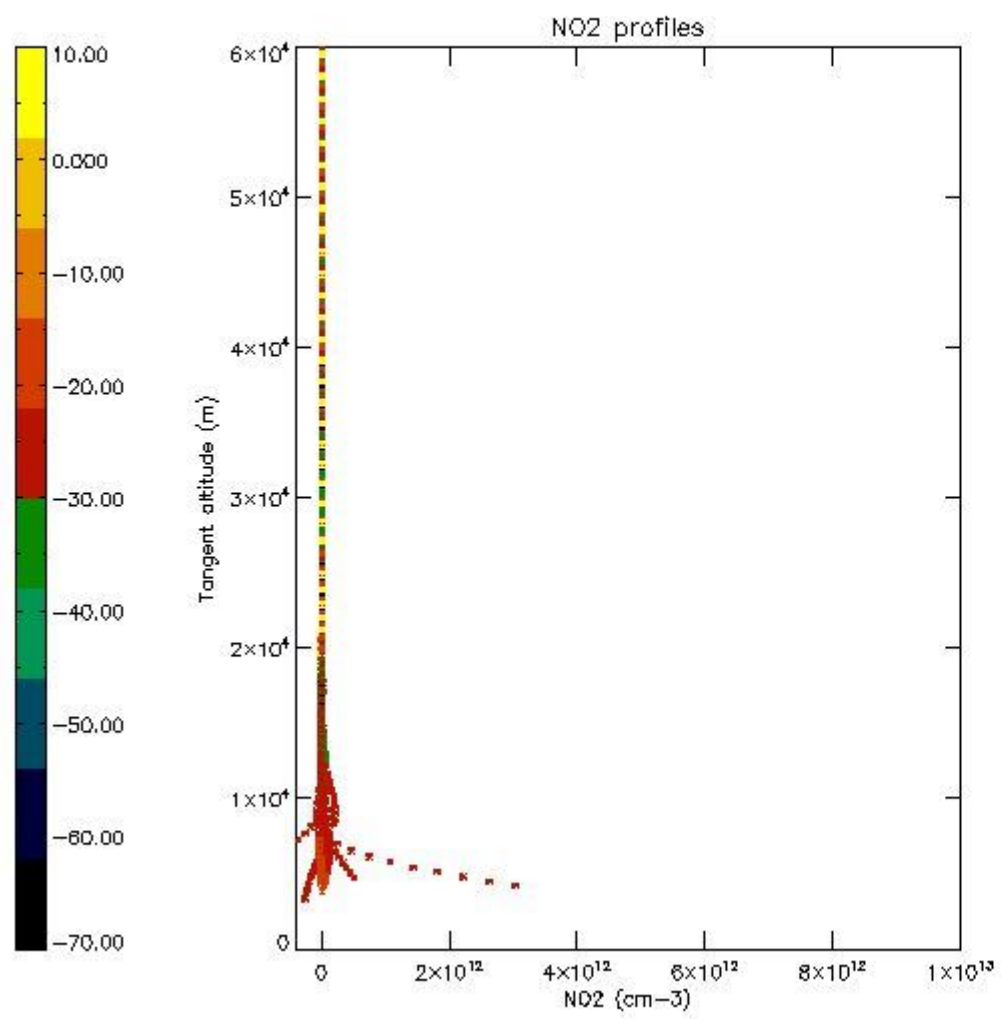
5.5 Plot ozone profiles where STD < 5% (dark without errors)

The colorbar represents the latitude.



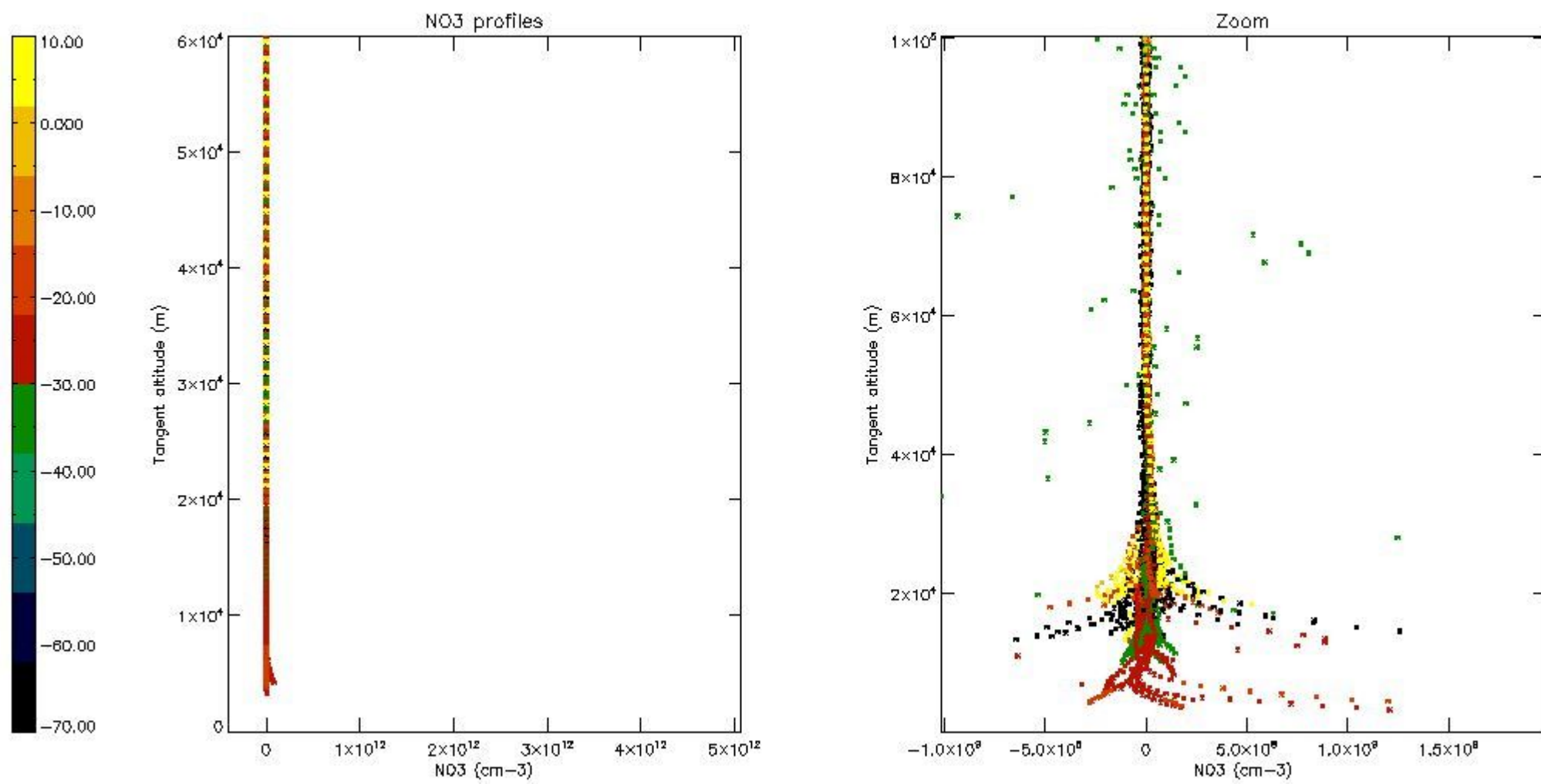
5.6 Plot NO₂ profiles for all STD (dark without errors)

The colorbar represents the latitude.



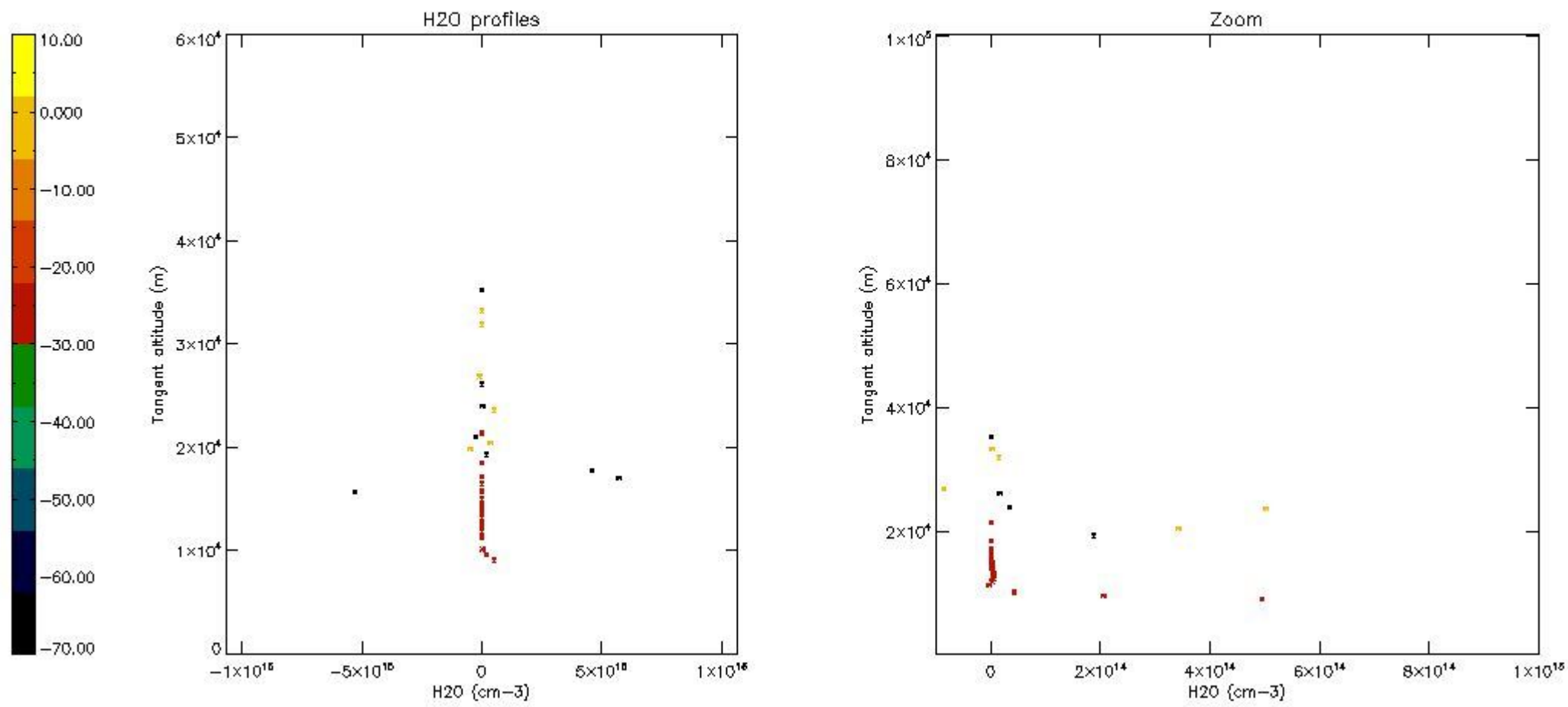
5.7 Plot NO3 profiles for all STD (dark without errors)

The colorbar represents the latitude.



5.8 Plot H2O profiles for all STD (only for occultations of stars 1,2,3,4,13,14,16,26,63 dark without errors)

The colorbar represents the latitude.



6. Auxiliary Data Files used for the production reported in section 2

The number reported in the third column indicates since which file (see list in section 2) the corresponding auxiliary file has been used. The fourth column is the date of those product files.

Type	Auxiliary Filename	Used since product	Used since product date
INST_PHYS_CHARACTERISTICS	GOM_INS_AXVIEC20091111_143220_20030716_120000_20500101_000000	1	20-MAY-2006 00:03:17
LEVEL-2_PROC_CONFIG	GOM_PR2_AXVIEC20091111_152718_20020301_000000_20500101_000000	1	20-MAY-2006 00:03:17
CROSS_SECTIONS_FILE	GOM_CRS_AXVIEC20091111_154832_20020301_000000_20500101_000000	1	20-MAY-2006 00:03:17

GOMOS Level 2 Daily Report

SUMMARY

[1. General Info](#)

[2. Summary of processed GOM_NL_2P products](#)

[3. Level 2 Quality information per product](#)

[3.1 Plot of level 2 quality information per product \(time dependant\)](#)

[3.2 Plot of level 2 quality information per product \(world map\)](#)

[4. Level 1 Quality information per product \(stored on level 2 products\)](#)

[4.1 Plot of level 1 quality information per product \(time dependant\)](#)

[4.1.1 Plot of level 1 quality information per product \(time dependant\): ASCENDING](#)

[4.1.2 Plot of level 1 quality information per product \(time dependant\): DESCENDING](#)

[4.2 Plot of level 1 quality information per product \(world map\)](#)

[4.2.1 Plot of level 1 quality information per product \(world map\): ASCENDING](#)

[4.2.2 Plot of level 1 quality information per product \(world map\): DESCENDING](#)

[5. Ozone profiles based on quality statistics and other trace gas profiles](#)

[5.1 Ozone statistics based on quality of products](#)

[5.2 Plot ozone profiles for all STD \(dark without errors\)](#)

[5.3 Plot ozone profiles where STD < 20% \(dark without errors\)](#)

[5.4. Plot ozone profiles where STD < 10% \(dark without errors\)](#)

[5.5. Plot ozone profiles where STD < 5% \(dark without errors\)](#)

[5.6 Plot NO2 profiles for all STD \(dark without errors\)](#)

[5.7 Plot NO3 profiles for all STD \(dark without errors\)](#)

[5.8 Plot H2O profiles \(only for occultations of stars 1,2,3,4,13,14,16,26,63 dark without errors\) for all STD](#)

[6. Auxiliary Data Files used for the production reported in section 2](#)

This report presents the daily analysis on parameters extracted from GOMOS level 2 data (GOM_NL__2P). It is intended to monitor some important parameters that will impact the quality of these products. A list of level 2 products (and content) that have arrived during the reporting day to the PCF is also given.

Item	Value
Time of report generation	23APR2013 21:42:07
Data source version	GOMOS/6.01
Start time of products	20-05-2006 (20MAY2006 00:00:00)
Stop time of products	21-05-2006 (21MAY2006 00:00:00)
Store outputs in DB	Yes
Nb of level 2 prods	286
Nb of prods with errors	0

2. Summary of processed GOM_NL__2P products.

Nr	Filename	UTC Start time	Limb	Duration	Star Id	Star Name	Star Mag	Star Temp	Nb Meas	Orbit	Prod. error
1	GOM_NL__2PRFIN20060520_000317_000000382047_00460_22057_0049.N1	20-MAY-2006 00:03:17	Bright	38.000	104	27Bet Lib	2.6140	13100.	76	22057	No
2	GOM_NL__2PRFIN20060520_000820_000000412047_00460_22057_0050.N1	20-MAY-2006 00:08:20	Bright	41.000	102	24Alp Ser	2.6000	4250.0	82	22057	No
3	GOM_NL__2PRFIN20060520_001401_000000362047_00460_22057_0051.N1	20-MAY-2006 00:14:01	Bright	36.000	83		2.3780	11000.	72	22057	No
4	GOM_NL__2PRFIN20060520_001710_000000352047_00460_22057_0052.N1	20-MAY-2006 00:17:10	Bright	34.500	180	27Gam Boo	3.0400	8000.0	69	22057	No
5	GOM_NL__2PRFIN20060520_002534_000000412047_00460_22057_0053.N1	20-MAY-2006 00:25:34	Bright	41.000	119	14Eta Dra	2.7270	4700.0	82	22057	No
6	GOM_NL__2PRFIN20060520_002723_000000372047_00460_22057_0054.N1	20-MAY-2006 00:27:23	Bright	37.000	60	7Bet UMi	2.0810	3950.0	74	22057	No
7	GOM_NL__2PRFIN20060520_004004_000000532047_00460_22057_0055.N1	20-MAY-2006 00:40:04	Bright	53.000	76	27Gam Cas	2.3000	30000.	106	22057	No
8	GOM_NL__2PRFIN20060520_004117_000000542047_00460_22057_0056.N1	20-MAY-2006 00:41:17	Bright	54.000	68	18Alp Cas	2.2250	4500.0	108	22057	No
9	GOM_NL__2PRFIN20060520_004950_000000482047_00460_22057_0057.N1	20-MAY-2006 00:49:50	Twilight	47.500	58	21Alp And	2.0730	11000.	95	22057	No
10	GOM_NL__2PRFIN20060520_005407_000000432047_00460_22057_0058.N1	20-MAY-2006 00:54:07	Dark	43.000	140	88Gam Peg	2.8340	26000.	86	22057	No
11	GOM_NL__2PRFIN20060520_010953_000000512047_00460_22057_0059.N1	20-MAY-2006 01:09:53	Dark	50.500	18	24Alp PsA	1.1660	9700.0	101	22057	No
12	GOM_NL__2PRFIN20060520_011404_000000582047_00460_22057_0060.N1	20-MAY-2006 01:14:04	Dark	57.500	63	Bet Gru	2.1500	2800.0	115	22057	No
13	GOM_NL__2PRFIN20060520_011539_000000432047_00461_22058_0041.N1	20-MAY-2006 01:15:39	Dark	42.500	31	Alp Gru	1.7340	15200.	85	22058	No
14	GOM_NL__2PRFIN20060520_012108_000000422047_00461_22058_0042.N1	20-MAY-2006 01:21:08	Dark	42.000	45	Alp Pav	1.9400	26000.	84	22058	No
15	GOM_NL__2PRFIN20060520_012808_000000422047_00461_22058_0043.N1	20-MAY-2006 01:28:08	Straylight	42.000	141	Bet Ara	2.8400	4600.0	84	22058	No
16	GOM_NL__2PRFIN20060520_013049_000000472047_00461_22058_0044.N1	20-MAY-2006 01:30:49	Straylight	47.000	40	The Sco	1.8590	7100.0	94	22058	No
17	GOM_NL__2PRFIN20060520_013240_000000522047_00461_22058_0045.N1	20-MAY-2006 01:32:40	Straylight	51.500	25	35Lam Sco	1.6200	28000.	103	22058	No
18	GOM_NL__2PRFIN20060520_013451_000000532047_00461_22058_0046.N1	20-MAY-2006 01:34:51	Twilight	53.000	75	26Eps Sco	2.2910	4250.0	106	22058	No
19	GOM_NL__2PRFIN20060520_013749_000000572047_00461_22058_0047.N1	20-MAY-2006 01:37:49	Twilight	57.000	16	21Alp Sco	1.0200	3000.0	114	22058	No
20	GOM_NL__2PRFIN20060520_014018_000000422047_00461_22058_0048.N1	20-MAY-2006 01:40:18	Bright	42.000	97	8Bet1Sco	2.5610	30000.	84	22058	No
21	GOM_NL__2PRFIN20060520_014352_000000382047_00461_22058_0049.N1	20-MAY-2006 01:43:52	Bright	38.000	104	27Bet Lib	2.6140	13100.	76	22058	No
22	GOM_NL__2PRFIN20060520_014856_000000412047_00461_22058_0050.N1	20-MAY-2006 01:48:56	Bright	41.000	102	24Alp Ser	2.6000	4250.0	82	22058	No
23	GOM_NL__2PRFIN20060520_015437_000000402047_00461_22058_0051.N1	20-MAY-2006 01:54:37	Bright	39.500	83		2.3780	11000.	79	22058	No
24	GOM_NL__2PRFIN20060520_015746_000000362047_00461_22058_0052.N1	20-MAY-2006 01:57:46	Bright	36.000	180	27Gam Boo	3.0400	8000.0	72	22058	No
25	GOM_NL__2PRFIN20060520_020609_000000392047_00461_22058_0053.N1	20-MAY-2006 02:06:09	Bright	39.000	119	14Eta Dra	2.7270	4700.0	78	22058	No
26	GOM_NL__2PRFIN20060520_020759_000000372047_00461_22058_0054.N1	20-MAY-2006 02:07:59	Bright	37.000	60	7Bet UMi	2.0810	3950.0	74	22058	No
27	GOM_NL__2PRFIN20060520_022040_000000422047_00461_22058_0055.N1	20-MAY-2006 02:20:40	Bright	42.000	76	27Gam Cas	2.3000	30000.	84	22058	No
28	GOM_NL__2PRFIN20060520_022153_000000352047_00461_22058_0056.N1	20-MAY-2006 02:21:53	Bright	35.000	68	18Alp Cas	2.2250	4500.0	70	22058	No
29	GOM_NL__2PRFIN20060520_023026_000000442047_00461_22058_0057.N1	20-MAY-2006 02:30:26	Twilight	43.500	58	21Alp And	2.0730	11000.	87	22058	No
30	GOM_NL__2PRFIN20060520_023444_000000442047_00461_22058_0058.N1	20-MAY-2006 02:34:44	Dark	43.500	140	88Gam Peg	2.8340	26000.	87	22058	No
31	GOM_NL__2PRFIN20060520_025030_000000472047_00461_22058_0059.N1	20-MAY-2006 02:50:30	Dark	47.000	18	24Alp PsA	1.1660	9700.0	94	22058	No
32	GOM_NL__2PRFIN20060520_025441_000000562047_00461_22058_0060.N1	20-MAY-2006 02:54:41	Dark	56.000	63	Bet Gru	2.1500	2800.0	112	22058	No
33	GOM_NL__2PRFIN20060520_025616_000000442047_00462_22059_0041.N1	20-MAY-2006 02:56:16	Dark	44.000	31	Alp Gru	1.7340	15200.	88	22059	No
34	GOM_NL__2PRFIN20060520_030145_000000472047_00462_22059_0042.N1	20-MAY-2006 03:01:45	Dark	47.000	45	Alp Pav	1.9400	26000.	94	22059	No
35	GOM_NL__2PRFIN20060520_030844_000000422047_00462_22059_0043.N1	20-MAY-2006 03:08:44	Straylight	41.500	141	Bet Ara	2.8400	4600.0	83	22059	No
36	GOM_NL__2PRFIN20060520_031125_000000532047_00462_22059_0044.N1	20-MAY-2006 03:11:25	Straylight	52.500	40	The Sco	1.8590	7100.0	105	22059	No
37	GOM_NL__2PRFIN20060520_031317_000000532047_00462_22059_0045.N1	20-MAY-2006 03:13:17	Straylight	52.500	25	35Lam Sco	1.6200	28000.	105	22059	No
38	GOM_NL__2PRFIN20060520_031527_000000502047_00462_22059_0046.N1	20-MAY-2006 03:15:27	Twilight	50.000	75	26Eps Sco	2.2910	4250.0	100	22059	No
39	GOM_NL__2PRFIN20060520_031825_000000532047_00462_22059_0047.N1	20-MAY-2006 03:18:25	Twilight	53.000	16	21Alp Sco	1.0200	3000.0	106	22059	No
40	GOM_NL__2PRFIN20060520_032054_000000412047_00462_22059_0048.N1	20-MAY-2006 03:20:54	Bright	41.000	97	8Bet1Sco	2.5610	30000.	82	22059	No
41	GOM_NL__2PRFIN20060520_032429_000000382047_00462_22059_0049.N1	20-MAY-2006 03:24:29	Bright	37.500	104	27Bet Lib	2.6140	13100.	75	22059	No
42	GOM_NL__2PRFIN20060520_032932_000000422047_00462_22059_0050.N1	20-MAY-2006 03:29:32	Bright	41.500	102	24Alp Ser	2.6000	4250.0	83	22059	No

43	GOM_NL__2PRFIN20060520_033512_000000382047_00462_22059_0051.N1	20-MAY-2006 03:35:12	Bright	38.000	83		2.3780	11000.	76	22059	No
44	GOM_NL__2PRFIN20060520_033822_000000362047_00462_22059_0052.N1	20-MAY-2006 03:38:22	Bright	35.500	180	27Gam Boo	3.0400	8000.0	71	22059	No
45	GOM_NL__2PRFIN20060520_034645_000000382047_00462_22059_0053.N1	20-MAY-2006 03:46:45	Bright	37.500	119	14Eta Dra	2.7270	4700.0	75	22059	No
46	GOM_NL__2PRFIN20060520_034835_000000372047_00462_22059_0054.N1	20-MAY-2006 03:48:35	Bright	37.000	60	7Bet UMi	2.0810	3950.0	74	22059	No
47	GOM_NL__2PRFIN20060520_040116_000000532047_00462_22059_0055.N1	20-MAY-2006 04:01:16	Bright	53.000	76	27Gam Cas	2.3000	30000.	106	22059	No
48	GOM_NL__2PRFIN20060520_040229_000000362047_00462_22059_0056.N1	20-MAY-2006 04:02:29	Bright	35.500	68	18Alp Cas	2.2250	4500.0	71	22059	No
49	GOM_NL__2PRFIN20060520_041102_000000432047_00462_22059_0057.N1	20-MAY-2006 04:11:02	Twilight	42.500	58	21Alp And	2.0730	11000.	85	22059	No
50	GOM_NL__2PRFIN20060520_041520_000000452047_00462_22059_0058.N1	20-MAY-2006 04:15:20	Dark	45.000	140	88Gam Peg	2.8340	26000.	90	22059	No
51	GOM_NL__2PRFIN20060520_043107_000000512047_00462_22059_0059.N1	20-MAY-2006 04:31:07	Dark	51.000	18	24Alp PsA	1.1660	9700.0	102	22059	No
52	GOM_NL__2PRFIN20060520_043517_000000582047_00462_22059_0060.N1	20-MAY-2006 04:35:17	Dark	58.000	63	Bet Gru	2.1500	2800.0	116	22059	No
53	GOM_NL__2PRFIN20060520_043653_000000442047_00463_22060_0041.N1	20-MAY-2006 04:36:53	Dark	43.500	31	Alp Gru	1.7340	15200.	87	22060	No
54	GOM_NL__2PRFIN20060520_044222_000000422047_00463_22060_0042.N1	20-MAY-2006 04:42:22	Dark	42.000	45	Alp Pav	1.9400	26000.	84	22060	No
55	GOM_NL__2PRFIN20060520_044921_000000482047_00463_22060_0043.N1	20-MAY-2006 04:49:21	Straylight	48.000	141	Bet Ara	2.8400	4600.0	96	22060	No
56	GOM_NL__2PRFIN20060520_045202_000000492047_00463_22060_0044.N1	20-MAY-2006 04:52:02	Straylight	48.500	40	The Sco	1.8590	7100.0	97	22060	No
57	GOM_NL__2PRFIN20060520_045353_000000532047_00463_22060_0045.N1	20-MAY-2006 04:53:53	Straylight	53.000	25	35Lam Sco	1.6200	28000.	106	22060	No
58	GOM_NL__2PRFIN20060520_045604_000000522047_00463_22060_0046.N1	20-MAY-2006 04:56:04	Twilight	51.500	75	26Eps Sco	2.2910	4250.0	103	22060	No
59	GOM_NL__2PRFIN20060520_045901_000000622047_00463_22060_0047.N1	20-MAY-2006 04:59:01	Twilight	61.500	16	21Alp Sco	1.0200	3000.0	123	22060	No
60	GOM_NL__2PRFIN20060520_050131_000000422047_00463_22060_0048.N1	20-MAY-2006 05:01:31	Bright	41.500	97	8Bet1Sco	2.5610	30000.	83	22060	No
61	GOM_NL__2PRFIN20060520_050504_000000392047_00463_22060_0049.N1	20-MAY-2006 05:05:04	Bright	38.500	104	27Bet Lib	2.6140	13100.	77	22060	No
62	GOM_NL__2PRFIN20060520_051007_000000442047_00463_22060_0050.N1	20-MAY-2006 05:10:07	Bright	43.500	102	24Alp Ser	2.6000	4250.0	87	22060	No
63	GOM_NL__2PRFIN20060520_051548_000000392047_00463_22060_0051.N1	20-MAY-2006 05:15:48	Bright	38.500	83		2.3780	11000.	77	22060	No
64	GOM_NL__2PRFIN20060520_051857_000000362047_00463_22060_0052.N1	20-MAY-2006 05:18:57	Bright	35.500	180	27Gam Boo	3.0400	8000.0	71	22060	No
65	GOM_NL__2PRFIN20060520_052720_000000392047_00463_22060_0053.N1	20-MAY-2006 05:27:20	Bright	38.500	119	14Eta Dra	2.7270	4700.0	77	22060	No
66	GOM_NL__2PRFIN20060520_052911_000000382047_00463_22060_0054.N1	20-MAY-2006 05:29:11	Bright	37.500	60	7Bet UMi	2.0810	3950.0	75	22060	No
67	GOM_NL__2PRFIN20060520_054152_000000532047_00463_22060_0055.N1	20-MAY-2006 05:41:52	Bright	53.000	76	27Gam Cas	2.3000	30000.	106	22060	No
68	GOM_NL__2PRFIN20060520_054305_000000352047_00463_22060_0056.N1	20-MAY-2006 05:43:05	Bright	34.500	68	18Alp Cas	2.2250	4500.0	69	22060	No
69	GOM_NL__2PRFIN20060520_055138_000000462047_00463_22060_0057.N1	20-MAY-2006 05:51:38	Twilight	45.500	58	21Alp And	2.0730	11000.	91	22060	No
70	GOM_NL__2PRFIN20060520_055556_000000452047_00463_22060_0058.N1	20-MAY-2006 05:55:56	Dark	44.500	140	88Gam Peg	2.8340	26000.	89	22060	No
71	GOM_NL__2PRFIN20060520_061144_000000532047_00463_22060_0059.N1	20-MAY-2006 06:11:44	Dark	53.000	18	24Alp PsA	1.1660	9700.0	106	22060	No
72	GOM_NL__2PRFIN20060520_061554_000000472047_00463_22060_0060.N1	20-MAY-2006 06:15:54	Dark	46.500	63	Bet Gru	2.1500	2800.0	93	22060	No
73	GOM_NL__2PRFIN20060520_061729_000000492047_00464_22061_0042.N1	20-MAY-2006 06:17:29	Dark	48.500	31	Alp Gru	1.7340	15200.	97	22061	No
74	GOM_NL__2PRFIN20060520_062258_000000432047_00464_22061_0043.N1	20-MAY-2006 06:22:58	Dark	42.500	45	Alp Pav	1.9400	26000.	85	22061	No
75	GOM_NL__2PRFIN20060520_062957_000000462047_00464_22061_0044.N1	20-MAY-2006 06:29:57	Straylight	45.500	141	Bet Ara	2.8400	4600.0	91	22061	No
76	GOM_NL__2PRFIN20060520_063238_000000492047_00464_22061_0045.N1	20-MAY-2006 06:32:38	Straylight	48.500	40	The Sco	1.8590	7100.0	97	22061	No
77	GOM_NL__2PRFIN20060520_063430_000000522047_00464_22061_0046.N1	20-MAY-2006 06:34:30	Straylight	52.000	25	35Lam Sco	1.6200	28000.	104	22061	No
78	GOM_NL__2PRFIN20060520_063640_000000462047_00464_22061_0047.N1	20-MAY-2006 06:36:40	Twilight	46.000	75	26Eps Sco	2.2910	4250.0	92	22061	No
79	GOM_NL__2PRFIN20060520_063938_000000582047_00464_22061_0048.N1	20-MAY-2006 06:39:38	Twilight	58.000	16	21Alp Sco	1.0200	3000.0	116	22061	No
80	GOM_NL__2PRFIN20060520_064207_000000442047_00464_22061_0049.N1	20-MAY-2006 06:42:07	Bright	43.500	97	8Bet1Sco	2.5610	30000.	87	22061	No
81	GOM_NL__2PRFIN20060520_064541_000000382047_00464_22061_0050.N1	20-MAY-2006 06:45:41	Bright	38.000	104	27Bet Lib	2.6140	13100.	76	22061	No
82	GOM_NL__2PRFIN20060520_065043_000000432047_00464_22061_0051.N1	20-MAY-2006 06:50:43	Bright	42.500	102	24Alp Ser	2.6000	4250.0	85	22061	No
83	GOM_NL__2PRFIN20060520_065624_000000382047_00464_22061_0052.N1	20-MAY-2006 06:56:24	Bright	38.000	83		2.3780	11000.	76	22061	No
84	GOM_NL__2PRFIN20060520_065934_000000352047_00464_22061_0053.N1	20-MAY-2006 06:59:34	Bright	34.500	180	27Gam Boo	3.0400	8000.0	69	22061	No
85	GOM_NL__2PRFIN20060520_070756_000000402047_00464_22061_0054.N1	20-MAY-2006 07:07:56	Bright	39.500	119	14Eta Dra	2.7270	4700.0	79	22061	No
86	GOM_NL__2PRFIN20060520_070947_000000372047_00464_22061_0055.N1	20-MAY-2006 07:09:47	Bright	37.000	60	7Bet UMi	2.0810	3950.0	74	22061	No
87	GOM_NL__2PRFIN20060520_072228_000000352047_00464_22061_0056.N1	20-MAY-2006 07:22:28	Bright	34.500	76	27Gam Cas	2.3000	30000.	69	22061	No
88	GOM_NL__2PRFIN20060520_072341_000000402047_00464_22061_0057.N1	20-MAY-2006 07:23:41	Bright	40.000	68	18Alp Cas	2.2250	4500.0	80	22061	No
89	GOM_NL__2PRFIN20060520_073214_000000482047_00464_22061_0058.N1	20-MAY-2006 07:32:14	Twilight	47.500	58	21Alp And	2.0730	11000.	95	22061	No
90	GOM_NL__2PRFIN20060520_073633_000000462047_00464_22061_0059.N1	20-MAY-2006 07:36:33	Dark	45.500	140	88Gam Peg	2.8340	26000.	91	22061	No
91	GOM_NL__2PRFIN20060520_075221_000000492047_00464_22061_0060.N1	20-MAY-2006 07:52:21	Dark	48.500	18	24Alp PsA	1.1660	9700.0	97	22061	No
92	GOM_NL__2PRFIN20060520_075631_000000472047_00464_22061_0061.N1	20-MAY-2006 07:56:31	Dark	46.500	63	Bet Gru	2.1500	2800.0	93	22061	No
93	GOM_NL__2PRFIN20060520_075806_000000442047_00465_22062_0042.N1	20-MAY-2006 07:58:06	Dark	44.000	31	Alp Gru	1.7340	15200.	88	22062	No
94	GOM_NL__2PRFIN20060520_080335_000000422047_00465_22062_0043.N1	20-MAY-2006 08:03:35	Dark	41.500	45	Alp Pav	1.9400	26000.	83	22062	No
95	GOM_NL__2PRFIN20060520_081034_000000412047_00465_22062_0044.N1	20-MAY-2006 08:10:34	Straylight	40.500	141	Bet Ara	2.8400	4600.0	81	22062	No
96	GOM_NL__2PRFIN20060520_081315_000000492047_00465_22062_0045.N1	20-MAY-2006 08:13:15	Straylight	48.500	40	The Sco	1.8590	7100.0	97	22062	No
97	GOM_NL__2PRFIN20060520_081506_000000532047_00465_22062_0046.N1	20-MAY-2006 08:15:06	Straylight	52.500	25	35Lam Sco	1.6200	28000.	105	22062	No
98	GOM_NL__2PRFIN20060520_081716_000000462047_00465_22062_0047.N1	20-MAY-2006 08:17:16	Twilight	45.500	75	26Eps Sco	2.2910	4250.0	91	22062	No
99	GOM_NL__2PRFIN20060520_082014_000000572047_00465_22062_0048.N1	20-MAY-2006 08:20:14	Twilight	57.000	16	21Alp Sco	1.0200	3000.0	114	22062	No
100	GOM_NL__2PRFIN20060520_082243_000000402047_00465_22062_0049.N1	20-MAY-2006 08:22:43	Bright	40.000	97	8Bet1Sco	2.5610	30000.	80	22062	No
101	GOM_NL__2PRFIN20060520_082617_000000392047_00465_22062_0050.N1	20-MAY-2006 08:26:17	Bright	38.500	104	27Bet Lib	2.6140	13100.	77	22062	No

102	GOM_NL__2PRFIN20060520_083119_000000422047_00465_22062_0051.N1	20-MAY-2006 08:31:19	Bright	42.000	102	24Alp Ser	2.6000	4250.0	84	22062	No
103	GOM_NL__2PRFIN20060520_083700_000000372047_00465_22062_0052.N1	20-MAY-2006 08:37:00	Bright	36.500	83		2.3780	11000.	73	22062	No
104	GOM_NL__2PRFIN20060520_084009_000000532047_00465_22062_0053.N1	20-MAY-2006 08:40:09	Bright	53.000	180	27Gam Boo	3.0400	8000.0	106	22062	No
105	GOM_NL__2PRFIN20060520_084831_000000412047_00465_22062_0054.N1	20-MAY-2006 08:48:31	Bright	40.500	119	14Eta Dra	2.7270	4700.0	81	22062	No
106	GOM_NL__2PRFIN20060520_085022_000000352047_00465_22062_0055.N1	20-MAY-2006 08:50:22	Bright	34.500	60	7Bet UMi	2.0810	3950.0	69	22062	No
107	GOM_NL__2PRFIN20060520_090304_000000532047_00465_22062_0056.N1	20-MAY-2006 09:03:04	Bright	53.000	76	27Gam Cas	2.3000	30000.	106	22062	No
108	GOM_NL__2PRFIN20060520_090417_000000542047_00465_22062_0057.N1	20-MAY-2006 09:04:17	Bright	54.000	68	18Alp Cas	2.2250	4500.0	108	22062	No
109	GOM_NL__2PRFIN20060520_091251_000000462047_00465_22062_0058.N1	20-MAY-2006 09:12:51	Twilight	45.500	58	21Alp And	2.0730	11000.	91	22062	No
110	GOM_NL__2PRFIN20060520_091709_000000442047_00465_22062_0059.N1	20-MAY-2006 09:17:09	Dark	44.000	140	88Gam Peg	2.8340	26000.	88	22062	No
111	GOM_NL__2PRFIN20060520_093257_000000552047_00465_22062_0060.N1	20-MAY-2006 09:32:57	Dark	54.500	18	24Alp PsA	1.1660	9700.0	109	22062	No
112	GOM_NL__2PRFIN20060520_093707_000000482047_00465_22062_0061.N1	20-MAY-2006 09:37:07	Dark	47.500	63	Bet Gru	2.1500	2800.0	95	22062	No
113	GOM_NL__2PRFIN20060520_093843_000000432047_00466_22063_0043.N1	20-MAY-2006 09:38:43	Dark	43.000	31	Alp Gru	1.7340	15200.	86	22063	No
114	GOM_NL__2PRFIN20060520_094412_000000422047_00466_22063_0044.N1	20-MAY-2006 09:44:12	Dark	41.500	45	Alp Pav	1.9400	26000.	83	22063	No
115	GOM_NL__2PRFIN20060520_095110_000000422047_00466_22063_0045.N1	20-MAY-2006 09:51:10	Straylight	42.000	141	Bet Ara	2.8400	4600.0	84	22063	No
116	GOM_NL__2PRFIN20060520_095351_000000492047_00466_22063_0046.N1	20-MAY-2006 09:53:51	Straylight	49.000	40	The Sco	1.8590	7100.0	98	22063	No
117	GOM_NL__2PRFIN20060520_095543_000000522047_00466_22063_0047.N1	20-MAY-2006 09:55:43	Straylight	51.500	25	35Lam Sco	1.6200	28000.	103	22063	No
118	GOM_NL__2PRFIN20060520_095753_000000492047_00466_22063_0048.N1	20-MAY-2006 09:57:53	Twilight	48.500	75	26Eps Sco	2.2910	4250.0	97	22063	No
119	GOM_NL__2PRFIN20060520_100050_000000542047_00466_22063_0049.N1	20-MAY-2006 10:00:50	Twilight	54.000	16	21Alp Sco	1.0200	3000.0	108	22063	No
120	GOM_NL__2PRFIN20060520_100319_000000422047_00466_22063_0050.N1	20-MAY-2006 10:03:19	Bright	42.000	97	8Bet1Sco	2.5610	30000.	84	22063	No
121	GOM_NL__2PRFIN20060520_100653_000000372047_00466_22063_0051.N1	20-MAY-2006 10:06:53	Bright	36.500	104	27Bet Lib	2.6140	13100.	73	22063	No
122	GOM_NL__2PRFIN20060520_101155_000000412047_00466_22063_0052.N1	20-MAY-2006 10:11:55	Bright	41.000	102	24Alp Ser	2.6000	4250.0	82	22063	No
123	GOM_NL__2PRFIN20060520_101736_000000372047_00466_22063_0053.N1	20-MAY-2006 10:17:36	Bright	36.500	83		2.3780	11000.	73	22063	No
124	GOM_NL__2PRFIN20060520_102045_000000372047_00466_22063_0054.N1	20-MAY-2006 10:20:45	Bright	36.500	180	27Gam Boo	3.0400	8000.0	73	22063	No
125	GOM_NL__2PRFIN20060520_102907_000000412047_00466_22063_0055.N1	20-MAY-2006 10:29:07	Bright	40.500	119	14Eta Dra	2.7270	4700.0	81	22063	No
126	GOM_NL__2PRFIN20060520_103058_000000372047_00466_22063_0056.N1	20-MAY-2006 10:30:58	Bright	37.000	60	7Bet UMi	2.0810	3950.0	74	22063	No
127	GOM_NL__2PRFIN20060520_104340_000000532047_00466_22063_0057.N1	20-MAY-2006 10:43:40	Bright	53.000	76	27Gam Cas	2.3000	30000.	106	22063	No
128	GOM_NL__2PRFIN20060520_104452_000000382047_00466_22063_0058.N1	20-MAY-2006 10:44:52	Bright	37.500	68	18Alp Cas	2.2250	4500.0	75	22063	No
129	GOM_NL__2PRFIN20060520_105327_000000462047_00466_22063_0059.N1	20-MAY-2006 10:53:27	Twilight	46.000	58	21Alp And	2.0730	11000.	92	22063	No
130	GOM_NL__2PRFIN20060520_105745_000000432047_00466_22063_0060.N1	20-MAY-2006 10:57:45	Dark	42.500	140	88Gam Peg	2.8340	26000.	85	22063	No
131	GOM_NL__2PRFIN20060520_111334_000000532047_00466_22063_0061.N1	20-MAY-2006 11:13:34	Dark	52.500	18	24Alp PsA	1.1660	9700.0	105	22063	No
132	GOM_NL__2PRFIN20060520_111744_000000572047_00466_22063_0062.N1	20-MAY-2006 11:17:44	Dark	57.000	63	Bet Gru	2.1500	2800.0	114	22063	No
133	GOM_NL__2PRFIN20060520_111919_000000442047_00467_22064_0044.N1	20-MAY-2006 11:19:19	Dark	43.500	31	Alp Gru	1.7340	15200.	87	22064	No
134	GOM_NL__2PRFIN20060520_112448_000000422047_00467_22064_0045.N1	20-MAY-2006 11:24:48	Dark	42.000	45	Alp Pav	1.9400	26000.	84	22064	No
135	GOM_NL__2PRFIN20060520_113146_000000422047_00467_22064_0046.N1	20-MAY-2006 11:31:46	Straylight	42.000	141	Bet Ara	2.8400	4600.0	84	22064	No
136	GOM_NL__2PRFIN20060520_113428_000000552047_00467_22064_0047.N1	20-MAY-2006 11:34:28	Straylight	55.000	40	The Sco	1.8590	7100.0	110	22064	No
137	GOM_NL__2PRFIN20060520_113619_000000532047_00467_22064_0048.N1	20-MAY-2006 11:36:19	Straylight	52.500	25	35Lam Sco	1.6200	28000.	105	22064	No
138	GOM_NL__2PRFIN20060520_113829_000000472047_00467_22064_0049.N1	20-MAY-2006 11:38:29	Twilight	46.500	75	26Eps Sco	2.2910	4250.0	93	22064	No
139	GOM_NL__2PRFIN20060520_114126_000000542047_00467_22064_0050.N1	20-MAY-2006 11:41:26	Twilight	54.000	16	21Alp Sco	1.0200	3000.0	108	22064	No
140	GOM_NL__2PRFIN20060520_114355_000000412047_00467_22064_0051.N1	20-MAY-2006 11:43:55	Bright	41.000	97	8Bet1Sco	2.5610	30000.	82	22064	No
141	GOM_NL__2PRFIN20060520_114728_000000382047_00467_22064_0052.N1	20-MAY-2006 11:47:28	Bright	37.500	104	27Bet Lib	2.6140	13100.	75	22064	No
142	GOM_NL__2PRFIN20060520_115230_000000412047_00467_22064_0053.N1	20-MAY-2006 11:52:30	Bright	41.000	102	24Alp Ser	2.6000	4250.0	82	22064	No
143	GOM_NL__2PRFIN20060520_115811_000000382047_00467_22064_0054.N1	20-MAY-2006 11:58:11	Bright	37.500	83		2.3780	11000.	75	22064	No
144	GOM_NL__2PRFIN20060520_120121_000000352047_00467_22064_0055.N1	20-MAY-2006 12:01:21	Bright	34.500	180	27Gam Boo	3.0400	8000.0	69	22064	No
145	GOM_NL__2PRFIN20060520_120942_000000402047_00467_22064_0056.N1	20-MAY-2006 12:09:42	Bright	39.500	119	14Eta Dra	2.7270	4700.0	79	22064	No
146	GOM_NL__2PRFIN20060520_121134_000000372047_00467_22064_0057.N1	20-MAY-2006 12:11:34	Bright	37.000	60	7Bet UMi	2.0810	3950.0	74	22064	No
147	GOM_NL__2PRFIN20060520_122416_000000452047_00467_22064_0058.N1	20-MAY-2006 12:24:16	Bright	45.000	76	27Gam Cas	2.3000	30000.	90	22064	No
148	GOM_NL__2PRFIN20060520_122528_000000472047_00467_22064_0059.N1	20-MAY-2006 12:25:28	Bright	46.500	68	18Alp Cas	2.2250	4500.0	93	22064	No
149	GOM_NL__2PRFIN20060520_123403_000000432047_00467_22064_0060.N1	20-MAY-2006 12:34:03	Twilight	43.000	58	21Alp And	2.0730	11000.	86	22064	No
150	GOM_NL__2PRFIN20060520_123821_000000442047_00467_22064_0061.N1	20-MAY-2006 12:38:21	Dark	43.500	140	88Gam Peg	2.8340	26000.	87	22064	No
151	GOM_NL__2PRFIN20060520_125411_000000552047_00467_22064_0062.N1	20-MAY-2006 12:54:11	Dark	54.500	18	24Alp PsA	1.1660	9700.0	109	22064	No
152	GOM_NL__2PRFIN20060520_125821_000000482047_00467_22064_0063.N1	20-MAY-2006 12:58:21	Dark	48.000	63	Bet Gru	2.1500	2800.0	96	22064	No
153	GOM_NL__2PRFIN20060520_125956_000000452047_00468_22065_0045.N1	20-MAY-2006 12:59:56	Dark	45.000	31	Alp Gru	1.7340	15200.	90	22065	No
154	GOM_NL__2PRFIN20060520_130525_000000422047_00468_22065_0046.N1	20-MAY-2006 13:05:25	Dark	41.500	45	Alp Pav	1.9400	26000.	83	22065	No
155	GOM_NL__2PRFIN20060520_131223_000000442047_00468_22065_0047.N1	20-MAY-2006 13:12:23	Straylight	43.500	141	Bet Ara	2.8400	4600.0	87	22065	No
156	GOM_NL__2PRFIN20060520_131504_000000502047_00468_22065_0048.N1	20-MAY-2006 13:15:04	Straylight	50.000	40	The Sco	1.8590	7100.0	100	22065	No
157	GOM_NL__2PRFIN20060520_131655_000000552047_00468_22065_0049.N1	20-MAY-2006 13:16:55	Straylight	54.500	25	35Lam Sco	1.6200	28000.	109	22065	No
158	GOM_NL__2PRFIN20060520_131905_000000462047_00468_22065_0050.N1	20-MAY-2006 13:19:05	Twilight	46.000	75	26Eps Sco	2.2910	4250.0	92	22065	No
159	GOM_NL__2PRFIN20060520_132202_000000592047_00468_22065_0051.N1	20-MAY-2006 13:22:02	Twilight	58.500	16	21Alp Sco	1.0200	3000.0	117	22065	No
160	GOM_NL__2PRFIN20060520_132431_000000422047_00468_22065_0052.N1	20-MAY-2006 13:24:31	Bright	42.000	97	8Bet1Sco	2.5610	30000.	84	22065	No

161	GOM_NL__2PRFIN20060520_132804_000000382047_00468_22065_0053.N1	20-MAY-2006 13:28:04	Bright	37.500	104	27Bet Lib	2.6140	13100.	75	22065	No
162	GOM_NL__2PRFIN20060520_133306_000000422047_00468_22065_0054.N1	20-MAY-2006 13:33:06	Bright	42.000	102	24Alp Ser	2.6000	4250.0	84	22065	No
163	GOM_NL__2PRFIN20060520_133847_000000372047_00468_22065_0055.N1	20-MAY-2006 13:38:47	Bright	36.500	83		2.3780	11000.	73	22065	No
164	GOM_NL__2PRFIN20060520_134157_000000352047_00468_22065_0056.N1	20-MAY-2006 13:41:57	Bright	35.000	180	27Gam Boo	3.0400	8000.0	70	22065	No
165	GOM_NL__2PRFIN20060520_135018_000000392047_00468_22065_0057.N1	20-MAY-2006 13:50:18	Bright	39.000	119	14Eta Dra	2.7270	4700.0	78	22065	No
166	GOM_NL__2PRFIN20060520_135210_000000372047_00468_22065_0058.N1	20-MAY-2006 13:52:10	Bright	36.500	60	7Bet UMi	2.0810	3950.0	73	22065	No
167	GOM_NL__2PRFIN20060520_140452_000000362047_00468_22065_0059.N1	20-MAY-2006 14:04:52	Bright	36.000	76	27Gam Cas	2.3000	30000.	72	22065	No
168	GOM_NL__2PRFIN20060520_140604_000000352047_00468_22065_0060.N1	20-MAY-2006 14:06:04	Bright	35.000	68	18Alp Cas	2.2250	4500.0	70	22065	No
169	GOM_NL__2PRFIN20060520_141439_000000452047_00468_22065_0061.N1	20-MAY-2006 14:14:39	Tw_i_and_stray	44.500	58	21Alp And	2.0730	11000.	89	22065	No
170	GOM_NL__2PRFIN20060520_141858_000000422047_00468_22065_0062.N1	20-MAY-2006 14:18:58	Dark	41.500	140	88Gam Peg	2.8340	26000.	83	22065	No
171	GOM_NL__2PRFIN20060520_143448_000000512047_00468_22065_0063.N1	20-MAY-2006 14:34:48	Dark	51.000	18	24Alp PsA	1.1660	9700.0	102	22065	No
172	GOM_NL__2PRFIN20060520_143857_000000552047_00468_22065_0064.N1	20-MAY-2006 14:38:57	Dark	55.000	63	Bet Gru	2.1500	2800.0	110	22065	No
173	GOM_NL__2PRFIN20060520_144033_000000452047_00469_22066_0066.N1	20-MAY-2006 14:40:33	Dark	44.500	31	Alp Gru	1.7340	15200.	89	22066	No
174	GOM_NL__2PRFIN20060520_144601_000000422047_00469_22066_0067.N1	20-MAY-2006 14:46:01	Dark	42.000	45	Alp Pav	1.9400	26000.	84	22066	No
175	GOM_NL__2PRFIN20060520_145259_000000452047_00469_22066_0068.N1	20-MAY-2006 14:52:59	Straylight	44.500	141	Bet Ara	2.8400	4600.0	89	22066	No
176	GOM_NL__2PRFIN20060520_145541_000000482047_00469_22066_0069.N1	20-MAY-2006 14:55:41	Straylight	47.500	40	The Sco	1.8590	7100.0	95	22066	No
177	GOM_NL__2PRFIN20060520_145732_000000512047_00469_22066_0070.N1	20-MAY-2006 14:57:32	Straylight	50.500	25	35Lam Sco	1.6200	28000.	101	22066	No
178	GOM_NL__2PRFIN20060520_145942_000000512047_00469_22066_0071.N1	20-MAY-2006 14:59:42	Tw_i_and_stray	51.000	75	26Eps Sco	2.2910	4250.0	102	22066	No
179	GOM_NL__2PRFIN20060520_150239_000000622047_00469_22066_0072.N1	20-MAY-2006 15:02:39	Tw_i_and_stray	61.500	16	21Alp Sco	1.0200	3000.0	123	22066	No
180	GOM_NL__2PRFIN20060520_150507_000000432047_00469_22066_0073.N1	20-MAY-2006 15:05:07	Bright	43.000	97	8Bet1Sco	2.5610	30000.	86	22066	No
181	GOM_NL__2PRFIN20060520_150840_000000392047_00469_22066_0074.N1	20-MAY-2006 15:08:40	Bright	38.500	104	27Bet Lib	2.6140	13100.	77	22066	No
182	GOM_NL__2PRFIN20060520_151342_000000412047_00469_22066_0075.N1	20-MAY-2006 15:13:42	Bright	41.000	102	24Alp Ser	2.6000	4250.0	82	22066	No
183	GOM_NL__2PRFIN20060520_151923_000000372047_00469_22066_0076.N1	20-MAY-2006 15:19:23	Bright	37.000	83		2.3780	11000.	74	22066	No
184	GOM_NL__2PRFIN20060520_152233_000000352047_00469_22066_0077.N1	20-MAY-2006 15:22:33	Bright	34.500	180	27Gam Boo	3.0400	8000.0	69	22066	No
185	GOM_NL__2PRFIN20060520_153053_000000412047_00469_22066_0078.N1	20-MAY-2006 15:30:53	Bright	41.000	119	14Eta Dra	2.7270	4700.0	82	22066	No
186	GOM_NL__2PRFIN20060520_153246_000000392047_00469_22066_0079.N1	20-MAY-2006 15:32:46	Bright	38.500	60	7Bet UMi	2.0810	3950.0	77	22066	No
187	GOM_NL__2PRFIN20060520_154528_000000532047_00469_22066_0080.N1	20-MAY-2006 15:45:28	Bright	53.000	76	27Gam Cas	2.3000	30000.	106	22066	No
188	GOM_NL__2PRFIN20060520_154640_000000352047_00469_22066_0081.N1	20-MAY-2006 15:46:40	Bright	34.500	68	18Alp Cas	2.2250	4500.0	69	22066	No
189	GOM_NL__2PRFIN20060520_155515_000000442047_00469_22066_0082.N1	20-MAY-2006 15:55:15	Tw_i_and_stray	43.500	58	21Alp And	2.0730	11000.	87	22066	No
190	GOM_NL__2PRFIN20060520_155934_000000452047_00469_22066_0083.N1	20-MAY-2006 15:59:34	Dark	45.000	140	88Gam Peg	2.8340	26000.	90	22066	No
191	GOM_NL__2PRFIN20060520_161525_000000542047_00469_22066_0084.N1	20-MAY-2006 16:15:25	Dark	53.500	18	24Alp PsA	1.1660	9700.0	107	22066	No
192	GOM_NL__2PRFIN20060520_161934_000000522047_00469_22066_0085.N1	20-MAY-2006 16:19:34	Dark	51.500	63	Bet Gru	2.1500	2800.0	103	22066	No
193	GOM_NL__2PRFIN20060520_162110_000000452047_00470_22067_0067.N1	20-MAY-2006 16:21:10	Dark	44.500	31	Alp Gru	1.7340	15200.	89	22067	No
194	GOM_NL__2PRFIN20060520_162638_000000422047_00470_22067_0068.N1	20-MAY-2006 16:26:38	Dark	42.000	45	Alp Pav	1.9400	26000.	84	22067	No
195	GOM_NL__2PRFIN20060520_163336_000000412047_00470_22067_0069.N1	20-MAY-2006 16:33:36	Straylight	41.000	141	Bet Ara	2.8400	4600.0	82	22067	No
196	GOM_NL__2PRFIN20060520_163617_000000472047_00470_22067_0070.N1	20-MAY-2006 16:36:17	Straylight	47.000	40	The Sco	1.8590	7100.0	94	22067	No
197	GOM_NL__2PRFIN20060520_163809_000000542047_00470_22067_0071.N1	20-MAY-2006 16:38:09	Straylight	53.500	25	35Lam Sco	1.6200	28000.	107	22067	No
198	GOM_NL__2PRFIN20060520_164018_000000532047_00470_22067_0072.N1	20-MAY-2006 16:40:18	Tw_i_and_stray	52.500	75	26Eps Sco	2.2910	4250.0	105	22067	No
199	GOM_NL__2PRFIN20060520_164315_000000542047_00470_22067_0073.N1	20-MAY-2006 16:43:15	Tw_i_and_stray	53.500	16	21Alp Sco	1.0200	3000.0	107	22067	No
200	GOM_NL__2PRFIN20060520_164543_000000422047_00470_22067_0074.N1	20-MAY-2006 16:45:43	Bright	42.000	97	8Bet1Sco	2.5610	30000.	84	22067	No
201	GOM_NL__2PRFIN20060520_164916_000000382047_00470_22067_0075.N1	20-MAY-2006 16:49:16	Bright	38.000	104	27Bet Lib	2.6140	13100.	76	22067	No
202	GOM_NL__2PRFIN20060520_165417_000000412047_00470_22067_0076.N1	20-MAY-2006 16:54:17	Bright	41.000	102	24Alp Ser	2.6000	4250.0	82	22067	No
203	GOM_NL__2PRFIN20060520_165959_000000392047_00470_22067_0077.N1	20-MAY-2006 16:59:59	Bright	39.000	83		2.3780	11000.	78	22067	No
204	GOM_NL__2PRFIN20060520_170308_000000362047_00470_22067_0078.N1	20-MAY-2006 17:03:08	Bright	35.500	180	27Gam Boo	3.0400	8000.0	71	22067	No
205	GOM_NL__2PRFIN20060520_171129_000000402047_00470_22067_0079.N1	20-MAY-2006 17:11:29	Bright	39.500	119	14Eta Dra	2.7270	4700.0	79	22067	No
206	GOM_NL__2PRFIN20060520_171322_000000362047_00470_22067_0080.N1	20-MAY-2006 17:13:22	Bright	36.000	60	7Bet UMi	2.0810	3950.0	72	22067	No
207	GOM_NL__2PRFIN20060520_172604_000000532047_00470_22067_0081.N1	20-MAY-2006 17:26:04	Bright	53.000	76	27Gam Cas	2.3000	30000.	106	22067	No
208	GOM_NL__2PRFIN20060520_172716_000000392047_00470_22067_0082.N1	20-MAY-2006 17:27:16	Bright	38.500	68	18Alp Cas	2.2250	4500.0	77	22067	No
209	GOM_NL__2PRFIN20060520_173551_000000472047_00470_22067_0083.N1	20-MAY-2006 17:35:51	Tw_i_and_stray	47.000	58	21Alp And	2.0730	11000.	94	22067	No
210	GOM_NL__2PRFIN20060520_174010_000000452047_00470_22067_0084.N1	20-MAY-2006 17:40:10	Dark	44.500	140	88Gam Peg	2.8340	26000.	89	22067	No
211	GOM_NL__2PRFIN20060520_175602_000000522047_00470_22067_0085.N1	20-MAY-2006 17:56:02	Dark	51.500	18	24Alp PsA	1.1660	9700.0	103	22067	No
212	GOM_NL__2PRFIN20060520_180011_000000492047_00470_22067_0086.N1	20-MAY-2006 18:00:11	Dark	49.000	63	Bet Gru	2.1500	2800.0	98	22067	No
213	GOM_NL__2PRFIN20060520_180147_000000422047_00471_22068_0068.N1	20-MAY-2006 18:01:47	Dark	42.000	31	Alp Gru	1.7340	15200.	84	22068	No
214	GOM_NL__2PRFIN20060520_180715_000000422047_00471_22068_0069.N1	20-MAY-2006 18:07:15	Dark	41.500	45	Alp Pav	1.9400	26000.	83	22068	No
215	GOM_NL__2PRFIN20060520_181412_000000492047_00471_22068_0070.N1	20-MAY-2006 18:14:12	Straylight	49.000	141	Bet Ara	2.8400	4600.0	98	22068	No
216	GOM_NL__2PRFIN20060520_181654_000000532047_00471_22068_0071.N1	20-MAY-2006 18:16:54	Straylight	52.500	40	The Sco	1.8590	7100.0	105	22068	No
217	GOM_NL__2PRFIN20060520_181845_000000532047_00471_22068_0072.N1	20-MAY-2006 18:18:45	Straylight	52.500	25	35Lam Sco	1.6200	28000.	105	22068	No
218	GOM_NL__2PRFIN20060520_182054_000000512047_00471_22068_0073.N1	20-MAY-2006 18:20:54	Tw_i_and_stray	50.500	75	26Eps Sco	2.2910	4250.0	101	22068	No
219	GOM_NL__2PRFIN20060520_182351_000000582047_00471_22068_0074.N1	20-MAY-2006 18:23:51	Tw_i_and_stray	57.500	16	21Alp Sco	1.0200	3000.0	115	22068	No

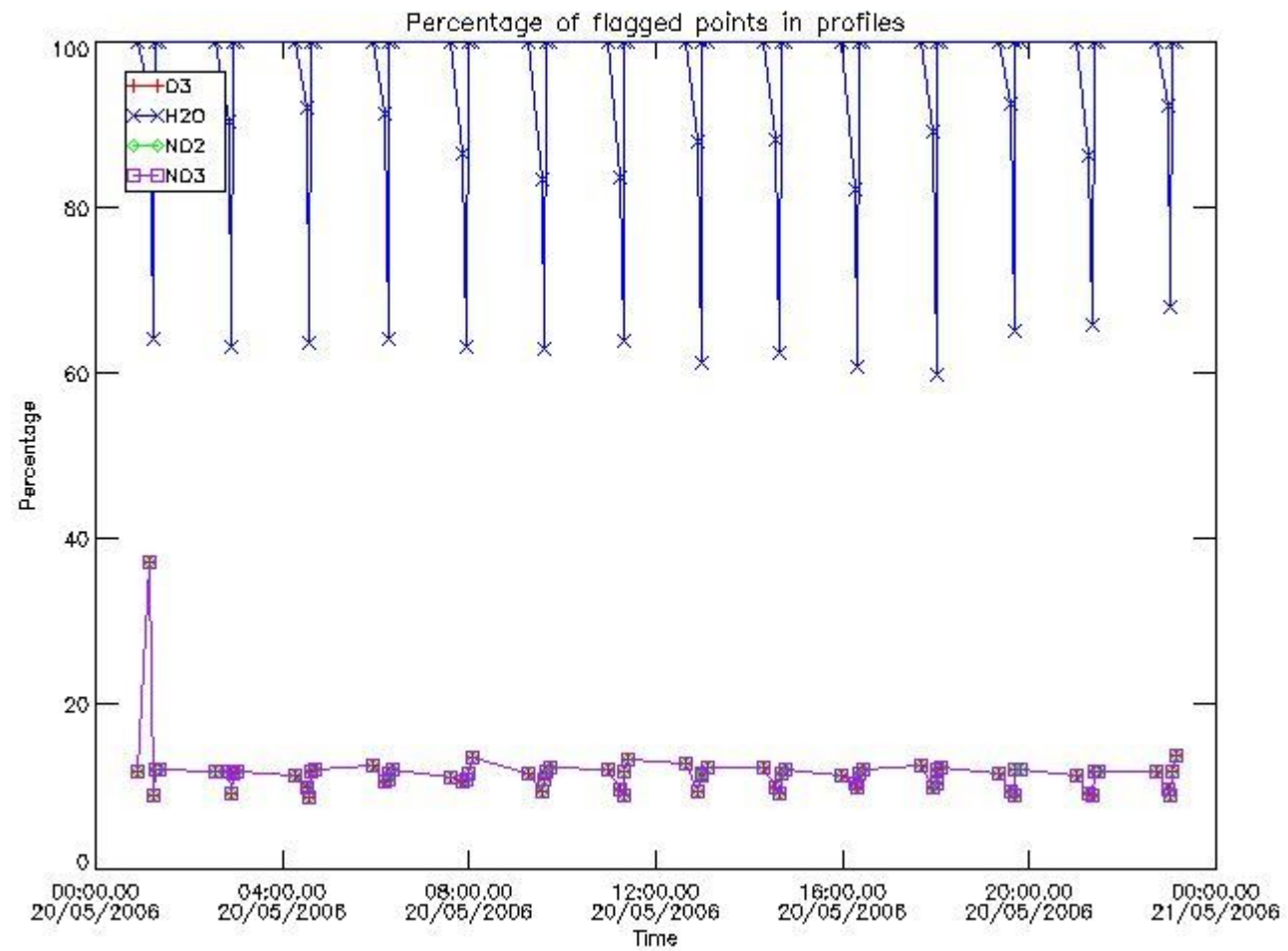
220	GOM_NL__2PRFIN20060520_182619_000000422047_00471_22068_0075.N1	20-MAY-2006 18:26:19	Bright	41.500	97	8Bet1Sco	2.5610	30000.	83	22068	No
221	GOM_NL__2PRFIN20060520_182952_000000392047_00471_22068_0076.N1	20-MAY-2006 18:29:52	Bright	38.500	104	27Bet Lib	2.6140	13100.	77	22068	No
222	GOM_NL__2PRFIN20060520_183453_000000412047_00471_22068_0077.N1	20-MAY-2006 18:34:53	Bright	41.000	102	24Alp Ser	2.6000	4250.0	82	22068	No
223	GOM_NL__2PRFIN20060520_184035_000000372047_00471_22068_0078.N1	20-MAY-2006 18:40:35	Bright	37.000	83		2.3780	11000.	74	22068	No
224	GOM_NL__2PRFIN20060520_184344_000000352047_00471_22068_0079.N1	20-MAY-2006 18:43:44	Bright	35.000	180	27Gam Boo	3.0400	8000.0	70	22068	No
225	GOM_NL__2PRFIN20060520_185204_000000402047_00471_22068_0080.N1	20-MAY-2006 18:52:04	Bright	39.500	119	14Eta Dra	2.7270	4700.0	79	22068	No
226	GOM_NL__2PRFIN20060520_185357_000000382047_00471_22068_0081.N1	20-MAY-2006 18:53:57	Bright	37.500	60	7Bet UMi	2.0810	3950.0	75	22068	No
227	GOM_NL__2PRFIN20060520_190640_000000342047_00471_22068_0082.N1	20-MAY-2006 19:06:40	Bright	34.000	76	27Gam Cas	2.3000	30000.	68	22068	No
228	GOM_NL__2PRFIN20060520_190752_000000362047_00471_22068_0083.N1	20-MAY-2006 19:07:52	Bright	35.500	68	18Alp Cas	2.2250	4500.0	71	22068	No
229	GOM_NL__2PRFIN20060520_191627_000000472047_00471_22068_0084.N1	20-MAY-2006 19:16:27	Twi_and_stray	47.000	58	21Alp And	2.0730	11000.	94	22068	No
230	GOM_NL__2PRFIN20060520_192046_000000452047_00471_22068_0085.N1	20-MAY-2006 19:20:46	Dark	44.500	140	88Gam Peg	2.8340	26000.	89	22068	No
231	GOM_NL__2PRFIN20060520_193639_000000542047_00471_22068_0086.N1	20-MAY-2006 19:36:39	Dark	54.000	18	24Alp PsA	1.1660	9700.0	108	22068	No
232	GOM_NL__2PRFIN20060520_194047_000000582047_00471_22068_0087.N1	20-MAY-2006 19:40:47	Dark	57.500	63	Bet Gru	2.1500	2800.0	115	22068	No
233	GOM_NL__2PRFIN20060520_194223_000000432047_00472_22069_0069.N1	20-MAY-2006 19:42:23	Dark	42.500	31	Alp Gru	1.7340	15200.	85	22069	No
234	GOM_NL__2PRFIN20060520_194751_000000422047_00472_22069_0070.N1	20-MAY-2006 19:47:51	Dark	42.000	45	Alp Pav	1.9400	26000.	84	22069	No
235	GOM_NL__2PRFIN20060520_195448_000000472047_00472_22069_0071.N1	20-MAY-2006 19:54:48	Straylight	47.000	141	Bet Ara	2.8400	4600.0	94	22069	No
236	GOM_NL__2PRFIN20060520_195730_000000532047_00472_22069_0072.N1	20-MAY-2006 19:57:30	Straylight	52.500	40	The Sco	1.8590	7100.0	105	22069	No
237	GOM_NL__2PRFIN20060520_195922_000000532047_00472_22069_0073.N1	20-MAY-2006 19:59:22	Straylight	52.500	25	35Lam Sco	1.6200	28000.	105	22069	No
238	GOM_NL__2PRFIN20060520_200131_000000502047_00472_22069_0074.N1	20-MAY-2006 20:01:31	Twi_and_stray	50.000	75	26Eps Sco	2.2910	4250.0	100	22069	No
239	GOM_NL__2PRFIN20060520_200427_000000542047_00472_22069_0075.N1	20-MAY-2006 20:04:27	Twi_and_stray	54.000	16	21Alp Sco	1.0200	3000.0	108	22069	No
240	GOM_NL__2PRFIN20060520_200655_000000442047_00472_22069_0076.N1	20-MAY-2006 20:06:55	Bright	43.500	97	8Bet1Sco	2.5610	30000.	87	22069	No
241	GOM_NL__2PRFIN20060520_201029_000000382047_00472_22069_0077.N1	20-MAY-2006 20:10:29	Bright	38.000	104	27Bet Lib	2.6140	13100.	76	22069	No
242	GOM_NL__2PRFIN20060520_201529_000000412047_00472_22069_0078.N1	20-MAY-2006 20:15:29	Bright	40.500	102	24Alp Ser	2.6000	4250.0	81	22069	No
243	GOM_NL__2PRFIN20060520_202111_000000362047_00472_22069_0079.N1	20-MAY-2006 20:21:11	Bright	35.500	83		2.3780	11000.	71	22069	No
244	GOM_NL__2PRFIN20060520_202420_000000362047_00472_22069_0080.N1	20-MAY-2006 20:24:20	Bright	35.500	180	27Gam Boo	3.0400	8000.0	71	22069	No
245	GOM_NL__2PRFIN20060520_203240_000000412047_00472_22069_0081.N1	20-MAY-2006 20:32:40	Bright	41.000	119	14Eta Dra	2.7270	4700.0	82	22069	No
246	GOM_NL__2PRFIN20060520_203433_000000372047_00472_22069_0082.N1	20-MAY-2006 20:34:33	Bright	36.500	60	7Bet UMi	2.0810	3950.0	73	22069	No
247	GOM_NL__2PRFIN20060520_204715_000000532047_00472_22069_0083.N1	20-MAY-2006 20:47:15	Bright	53.000	76	27Gam Cas	2.3000	30000.	106	22069	No
248	GOM_NL__2PRFIN20060520_204828_000000372047_00472_22069_0084.N1	20-MAY-2006 20:48:28	Bright	37.000	68	18Alp Cas	2.2250	4500.0	74	22069	No
249	GOM_NL__2PRFIN20060520_205703_000000462047_00472_22069_0085.N1	20-MAY-2006 20:57:03	Twi_and_stray	46.000	58	21Alp And	2.0730	11000.	92	22069	No
250	GOM_NL__2PRFIN20060520_210123_000000452047_00472_22069_0086.N1	20-MAY-2006 21:01:23	Dark	45.000	140	88Gam Peg	2.8340	26000.	90	22069	No
251	GOM_NL__2PRFIN20060520_211715_000000562047_00472_22069_0087.N1	20-MAY-2006 21:17:15	Dark	55.500	18	24Alp PsA	1.1660	9700.0	111	22069	No
252	GOM_NL__2PRFIN20060520_212124_000000582047_00472_22069_0088.N1	20-MAY-2006 21:21:24	Dark	57.500	63	Bet Gru	2.1500	2800.0	115	22069	No
253	GOM_NL__2PRFIN20060520_212300_000000442047_00473_22070_0069.N1	20-MAY-2006 21:23:00	Dark	43.500	31	Alp Gru	1.7340	15200.	87	22070	No
254	GOM_NL__2PRFIN20060520_212828_000000432047_00473_22070_0070.N1	20-MAY-2006 21:28:28	Dark	43.000	45	Alp Pav	1.9400	26000.	86	22070	No
255	GOM_NL__2PRFIN20060520_213525_000000432047_00473_22070_0071.N1	20-MAY-2006 21:35:25	Straylight	42.500	141	Bet Ara	2.8400	4600.0	85	22070	No
256	GOM_NL__2PRFIN20060520_213807_000000512047_00473_22070_0072.N1	20-MAY-2006 21:38:07	Straylight	51.000	40	The Sco	1.8590	7100.0	102	22070	No
257	GOM_NL__2PRFIN20060520_213958_000000512047_00473_22070_0073.N1	20-MAY-2006 21:39:58	Straylight	50.500	25	35Lam Sco	1.6200	28000.	101	22070	No
258	GOM_NL__2PRFIN20060520_214207_000000502047_00473_22070_0074.N1	20-MAY-2006 21:42:07	Twi_and_stray	49.500	75	26Eps Sco	2.2910	4250.0	99	22070	No
259	GOM_NL__2PRFIN20060520_214503_000000582047_00473_22070_0075.N1	20-MAY-2006 21:45:03	Twi_and_stray	58.000	16	21Alp Sco	1.0200	3000.0	116	22070	No
260	GOM_NL__2PRFIN20060520_214731_000000412047_00473_22070_0076.N1	20-MAY-2006 21:47:31	Bright	41.000	97	8Bet1Sco	2.5610	30000.	82	22070	No
261	GOM_NL__2PRFIN20060520_215104_000000392047_00473_22070_0077.N1	20-MAY-2006 21:51:04	Bright	39.000	104	27Bet Lib	2.6140	13100.	78	22070	No
262	GOM_NL__2PRFIN20060520_215605_000000412047_00473_22070_0078.N1	20-MAY-2006 21:56:05	Bright	40.500	102	24Alp Ser	2.6000	4250.0	81	22070	No
263	GOM_NL__2PRFIN20060520_220146_000000362047_00473_22070_0079.N1	20-MAY-2006 22:01:46	Bright	36.000	83		2.3780	11000.	72	22070	No
264	GOM_NL__2PRFIN20060520_220456_000000362047_00473_22070_0080.N1	20-MAY-2006 22:04:56	Bright	35.500	180	27Gam Boo	3.0400	8000.0	71	22070	No
265	GOM_NL__2PRFIN20060520_221315_000000412047_00473_22070_0081.N1	20-MAY-2006 22:13:15	Bright	40.500	119	14Eta Dra	2.7270	4700.0	81	22070	No
266	GOM_NL__2PRFIN20060520_221509_000000392047_00473_22070_0082.N1	20-MAY-2006 22:15:09	Bright	38.500	60	7Bet UMi	2.0810	3950.0	77	22070	No
267	GOM_NL__2PRFIN20060520_222751_000000532047_00473_22070_0083.N1	20-MAY-2006 22:27:51	Bright	53.000	76	27Gam Cas	2.3000	30000.	106	22070	No
268	GOM_NL__2PRFIN20060520_222904_000000382047_00473_22070_0084.N1	20-MAY-2006 22:29:04	Bright	38.000	68	18Alp Cas	2.2250	4500.0	76	22070	No
269	GOM_NL__2PRFIN20060520_223739_000000492047_00473_22070_0085.N1	20-MAY-2006 22:37:39	Twi_and_stray	49.000	58	21Alp And	2.0730	11000.	98	22070	No
270	GOM_NL__2PRFIN20060520_224159_000000432047_00473_22070_0086.N1	20-MAY-2006 22:41:59	Dark	43.000	140	88Gam Peg	2.8340	26000.	86	22070	No
271	GOM_NL__2PRFIN20060520_225752_000000532047_00473_22070_0087.N1	20-MAY-2006 22:57:52	Dark	52.500	18	24Alp PsA	1.1660	9700.0	105	22070	No
272	GOM_NL__2PRFIN20060520_230200_000000572047_00473_22070_0088.N1	20-MAY-2006 23:02:00	Dark	56.500	63	Bet Gru	2.1500	2800.0	113	22070	No
273	GOM_NL__2PRFIN20060520_230337_000000432047_00474_22071_0069.N1	20-MAY-2006 23:03:37	Dark	43.000	31	Alp Gru	1.7340	15200.	86	22071	No
274	GOM_NL__2PRFIN20060520_230904_000000412047_00474_22071_0070.N1	20-MAY-2006 23:09:04	Dark	41.000	45	Alp Pav	1.9400	26000.	82	22071	No
275	GOM_NL__2PRFIN20060520_231601_000000442047_00474_22071_0071.N1	20-MAY-2006 23:16:01	Straylight	44.000	141	Bet Ara	2.8400	4600.0	88	22071	No
276	GOM_NL__2PRFIN20060520_231843_000000482047_00474_22071_0072.N1	20-MAY-2006 23:18:43	Straylight	47.500	40	The Sco	1.8590	7100.0	95	22071	No
277	GOM_NL__2PRFIN20060520_232034_000000522047_00474_22071_0073.N1	20-MAY-2006 23:20:34	Straylight	52.000	25	35Lam Sco	1.6200	28000.	104	22071	No
278	GOM_NL__2PRFIN20060520_232243_000000492047_00474_22071_0074.N1	20-MAY-2006 23:22:43	Twi_and_stray	49.000	75	26Eps Sco	2.2910	4250.0	98	22071	No

279	GOM_NL__2PRFIN20060520_232539_000000592047_00474_22071_0075.N1	20-MAY-2006 23:25:39	Twilight_stray	58.500	16	21Alp Sco	1.0200	3000.0	117	22071	No
280	GOM_NL__2PRFIN20060520_232808_000000422047_00474_22071_0076.N1	20-MAY-2006 23:28:08	Bright	42.000	97	8Bet1Sco	2.5610	30000.	84	22071	No
281	GOM_NL__2PRFIN20060520_233140_000000382047_00474_22071_0077.N1	20-MAY-2006 23:31:40	Bright	38.000	104	27Bet Lib	2.6140	13100.	76	22071	No
282	GOM_NL__2PRFIN20060520_233640_000000412047_00474_22071_0078.N1	20-MAY-2006 23:36:40	Bright	41.000	102	24Alp Ser	2.6000	4250.0	82	22071	No
283	GOM_NL__2PRFIN20060520_234222_000000352047_00474_22071_0079.N1	20-MAY-2006 23:42:22	Bright	35.000	83		2.3780	11000.	70	22071	No
284	GOM_NL__2PRFIN20060520_234532_000000352047_00474_22071_0080.N1	20-MAY-2006 23:45:32	Bright	34.500	180	27Gam Boo	3.0400	8000.0	69	22071	No
285	GOM_NL__2PRFIN20060520_235351_000000412047_00474_22071_0081.N1	20-MAY-2006 23:53:51	Bright	40.500	119	14Eta Dra	2.7270	4700.0	81	22071	No
286	GOM_NL__2PRFIN20060520_235545_000000382047_00474_22071_0082.N1	20-MAY-2006 23:55:45	Bright	38.000	60	7Bet UMi	2.0810	3950.0	76	22071	No

3. Quality information per product

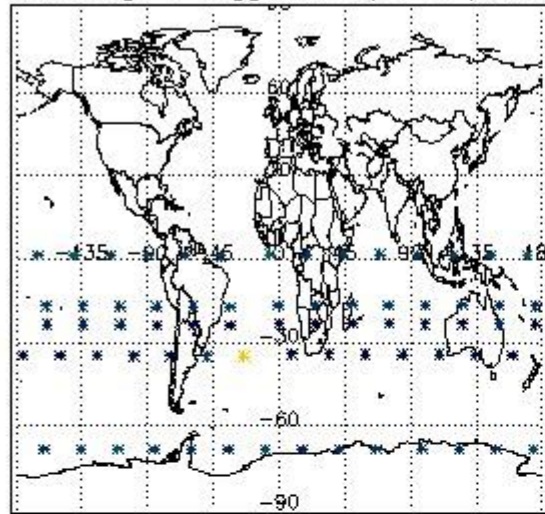
In this section it is plotted some information contained in the Quality Summary data set of the level 2 products. Only products in dark limb conditions and without errors (error flag in the MPH set to "0") are used.

3.1 Plot quality information per product (time dependant)

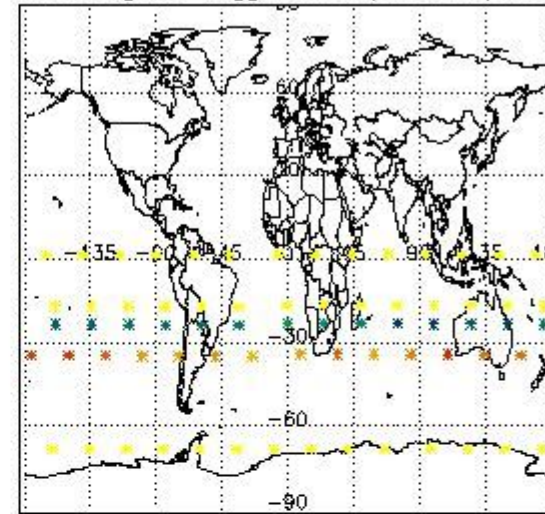


3.2 Plot quality information per product (world map)

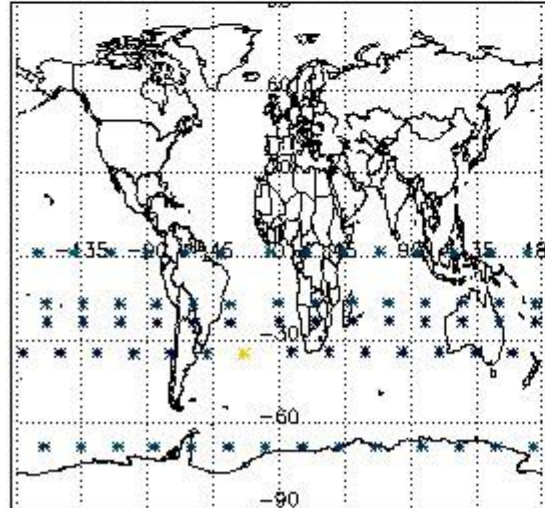
Percentage of flagged data per O3 profile



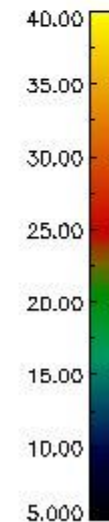
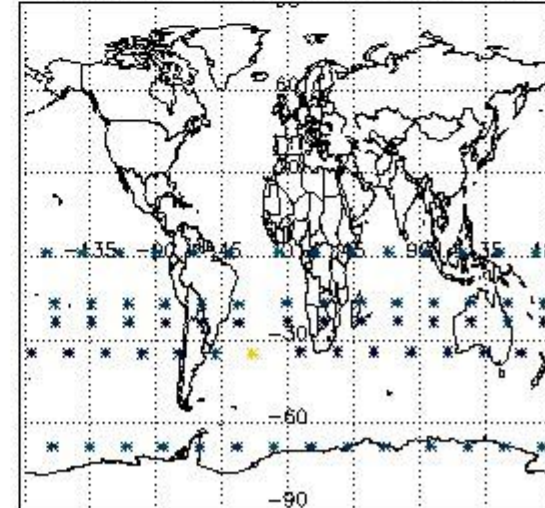
Percentage of flagged data per H2O profile



Percentage of flagged data per NO2 profile



Percentage of flagged data per NO3 profile

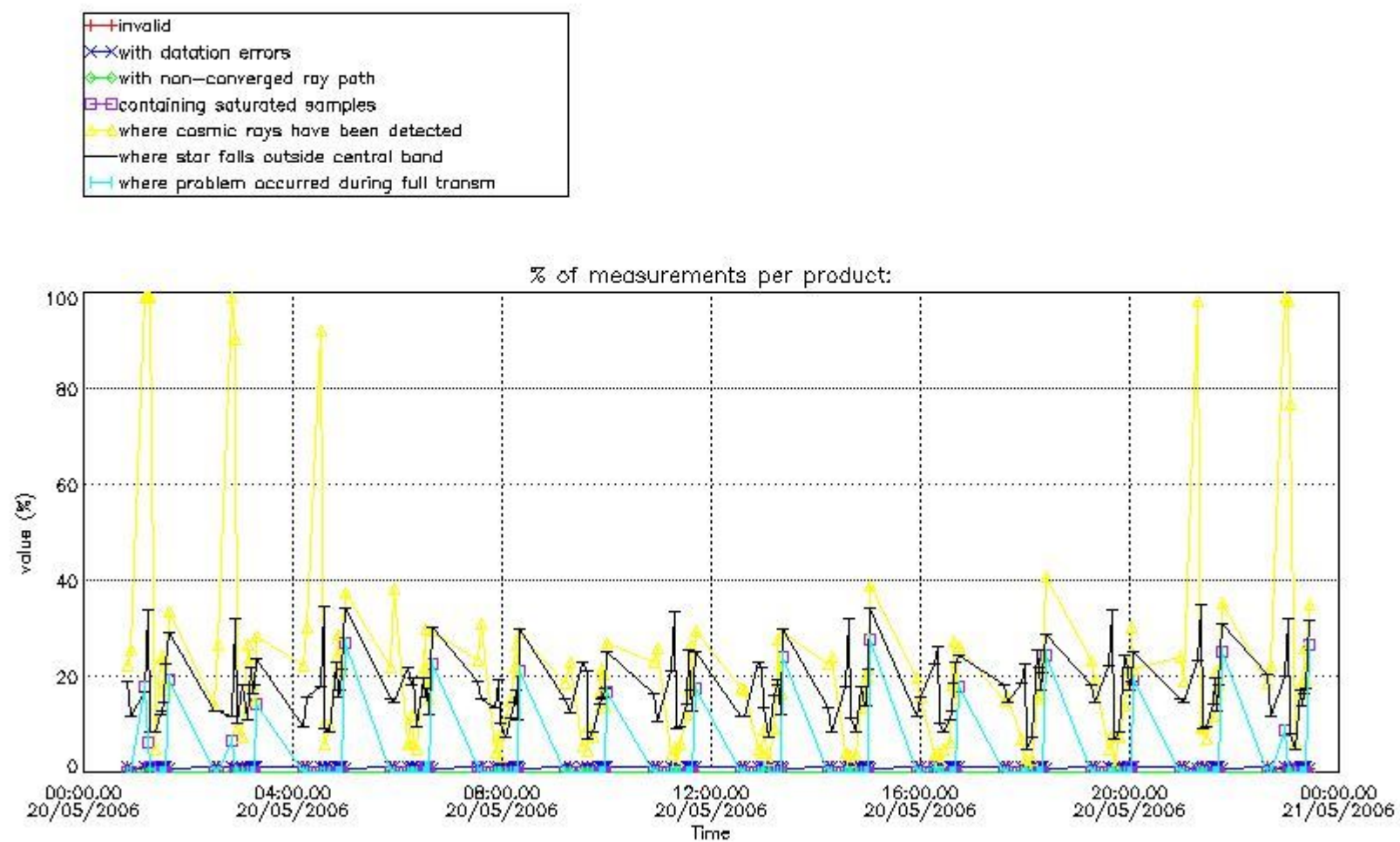


4. Level 1 quality information per product

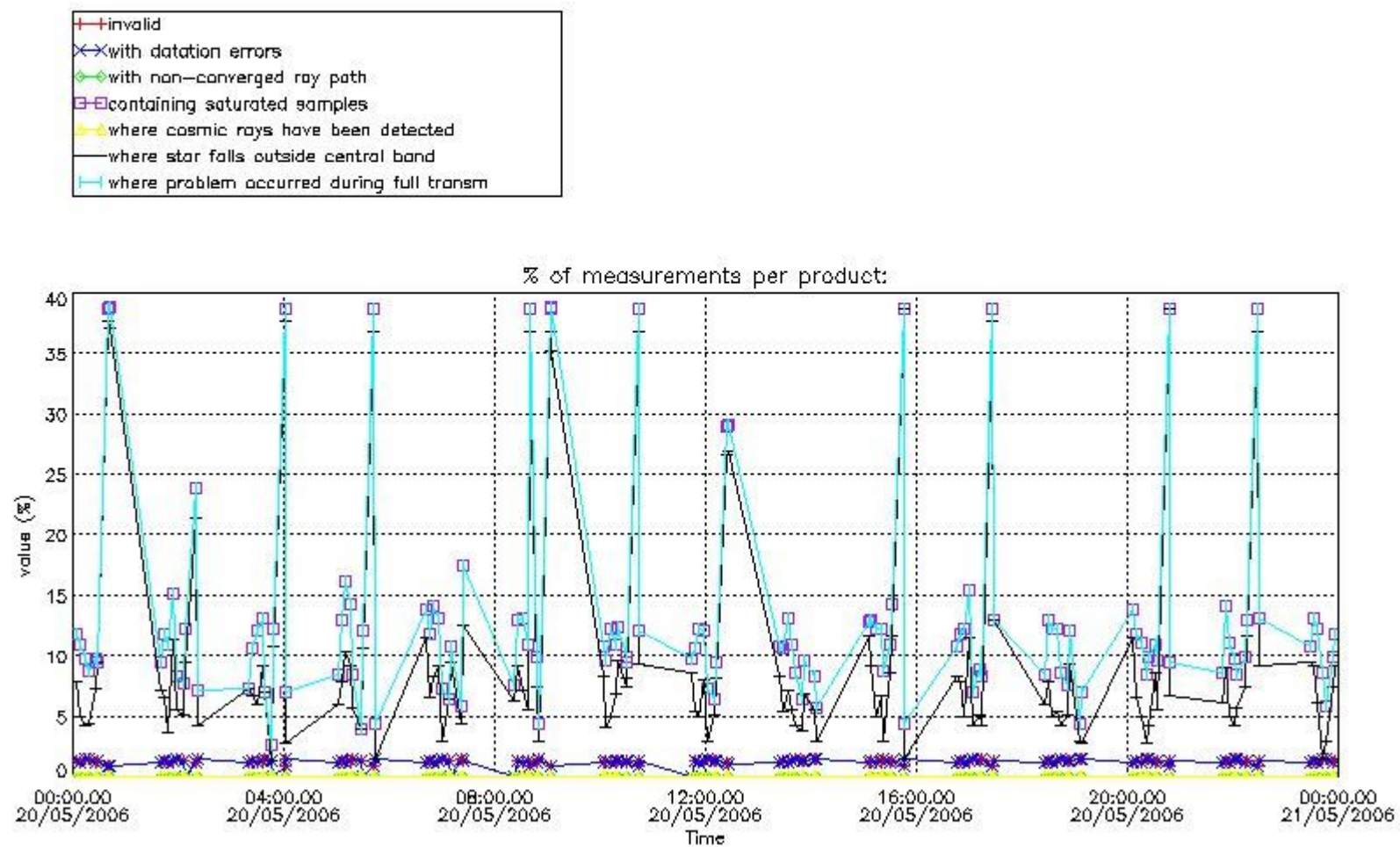
In this section it is plotted some information contained in the Quality Summary data set of the level 2 products that comes from the level 1b processing. Products without errors (error flag in the MPH set to "0") are used.

4.1 Plot quality information per product (time dependant) coming from level 1b processing

4.1.1 Plot level 1 quality information per product (time dependant): ENVISAT ASCENDING passes

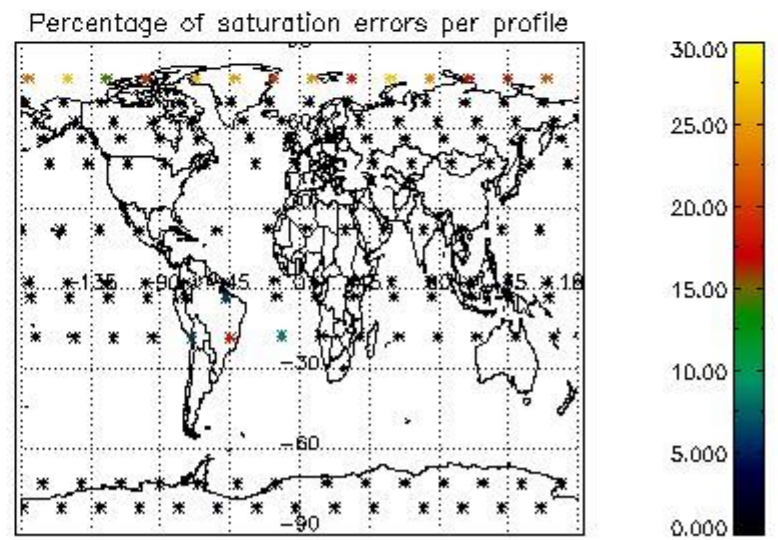
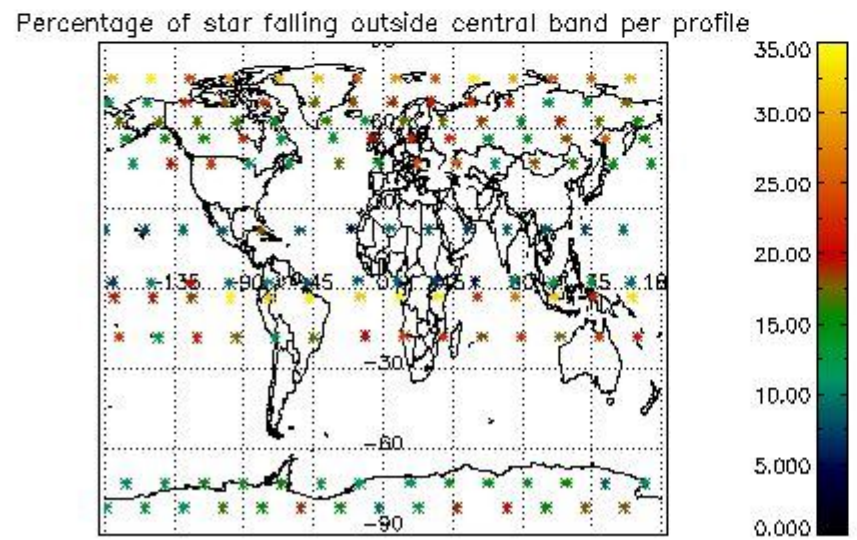
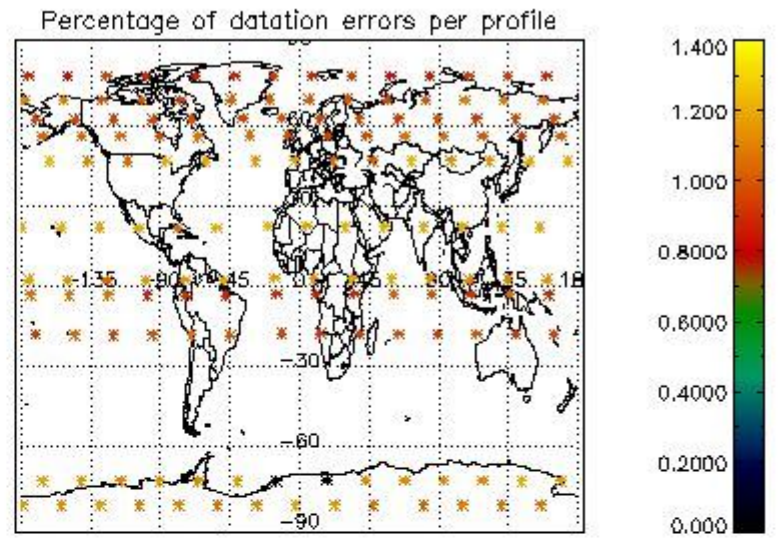
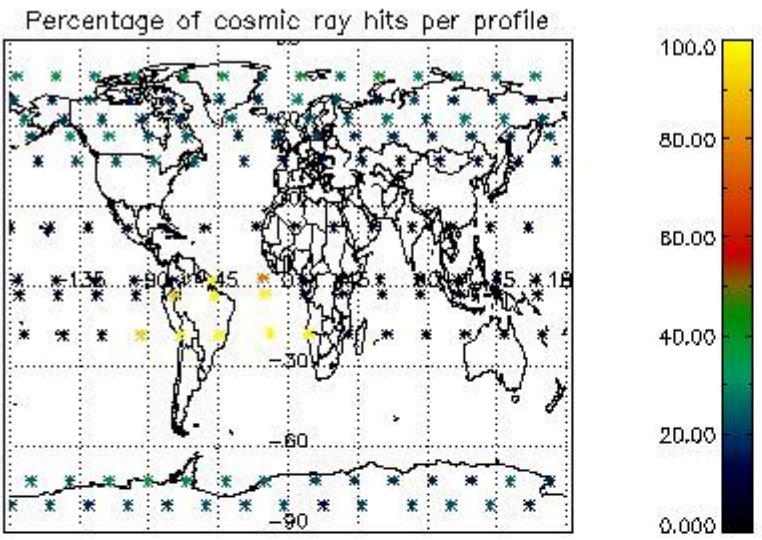


4.1.2 Plot level 1 quality information per product (time dependant): ENVI SAT DESCENDING passes

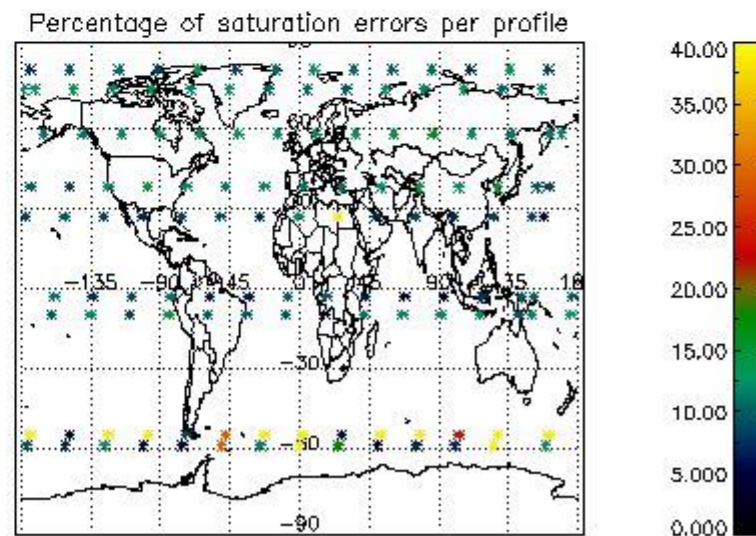
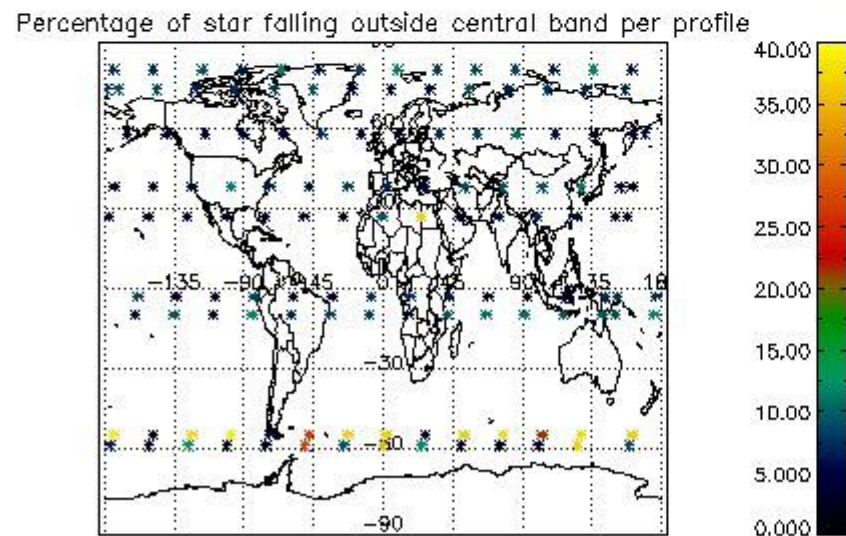
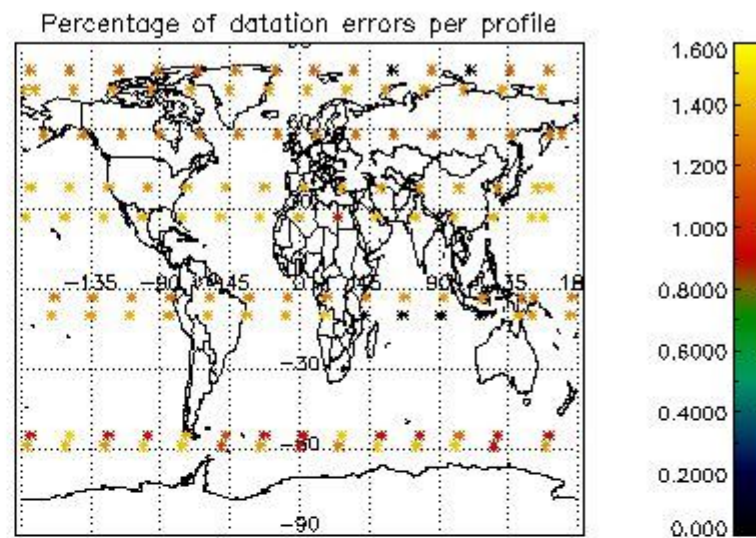
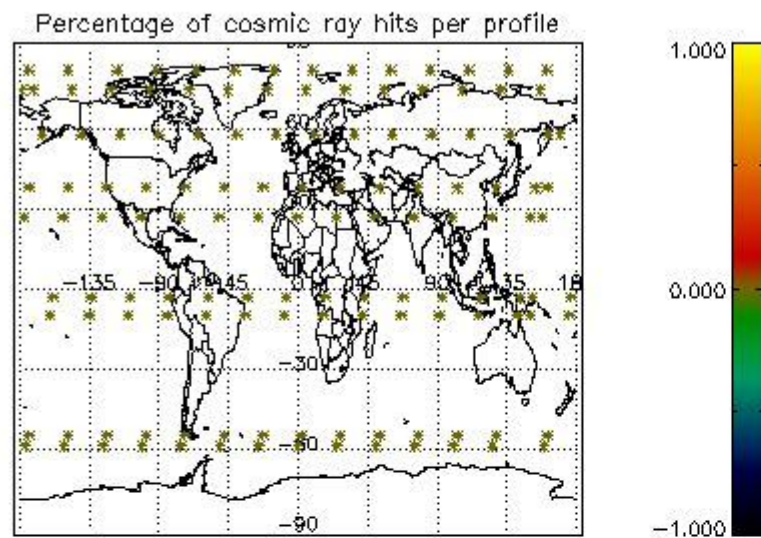


4.2 Plot quality information per product coming from level 1b processing (world map)

4.2.1 Plot level 1 quality information per product (world map): ENVISAT ASCENDING passes



4.2.2 Plot level 1 quality information per product (world map): ENVISAT DESCENDING passes



5. Trace gas profiles

5.1 Ozone statistics based on quality of products

The final quality of the products can be "measured" using the STD (Standard Deviation) attached to every point profile. This information is written to the parameter GOM_NL__2P/NL_LOCAL_SPECIES_DENSITY/o3_std of the level 2 products. The table below shows the statistics for given STD ranges.

The statistics are given with respect to the overall valid production:

- Products without fatal errors: GOM_NL__2P/MPH/PRODUCT_ERR=0
- Valid point profile: GOM_NL__2P/NL_LOCAL_SPECIES_DENSITY/pcd(0)=0

The 'Criteria' is applied to valid points of dark limb products:

- Products in dark limb illumination condition: GOM_NL__2P/NL_SUMMARY_QUALITY/obs_ill_cond=0
- Products without fatal errors: GOM_NL__2P/MPH/PRODUCT_ERR=0
- Valid point profile: GOM_NL__2P/NL_LOCAL_SPECIES_DENSITY/pcd(0)=0

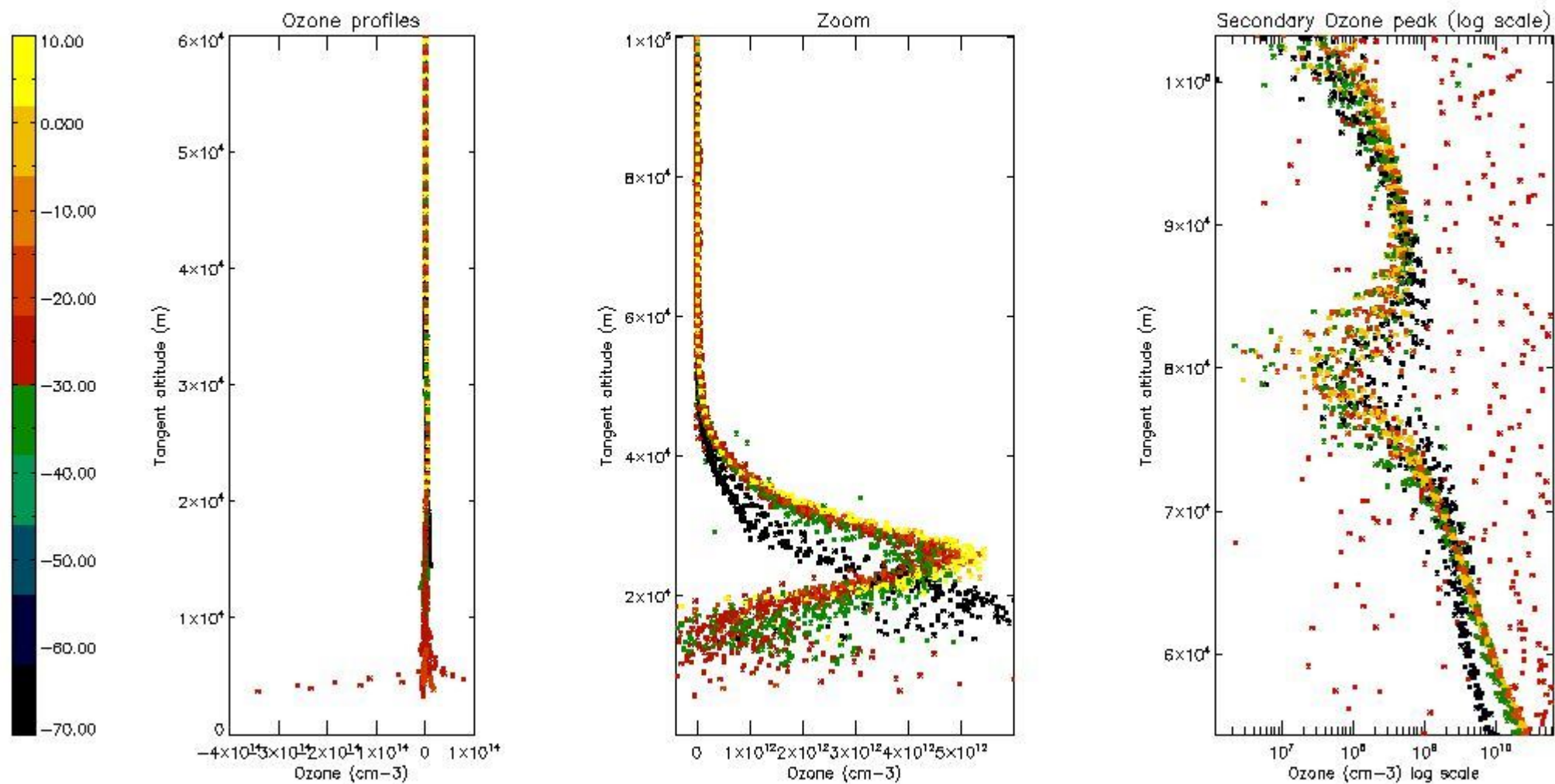
So, the table below shows the percentage of dark limb and valid observations for each criteria with respect to the overall valid daily observations.

Criteria	% of total production
All STD	27
STD < 20	16

STD < 10	13
STD < 5	10

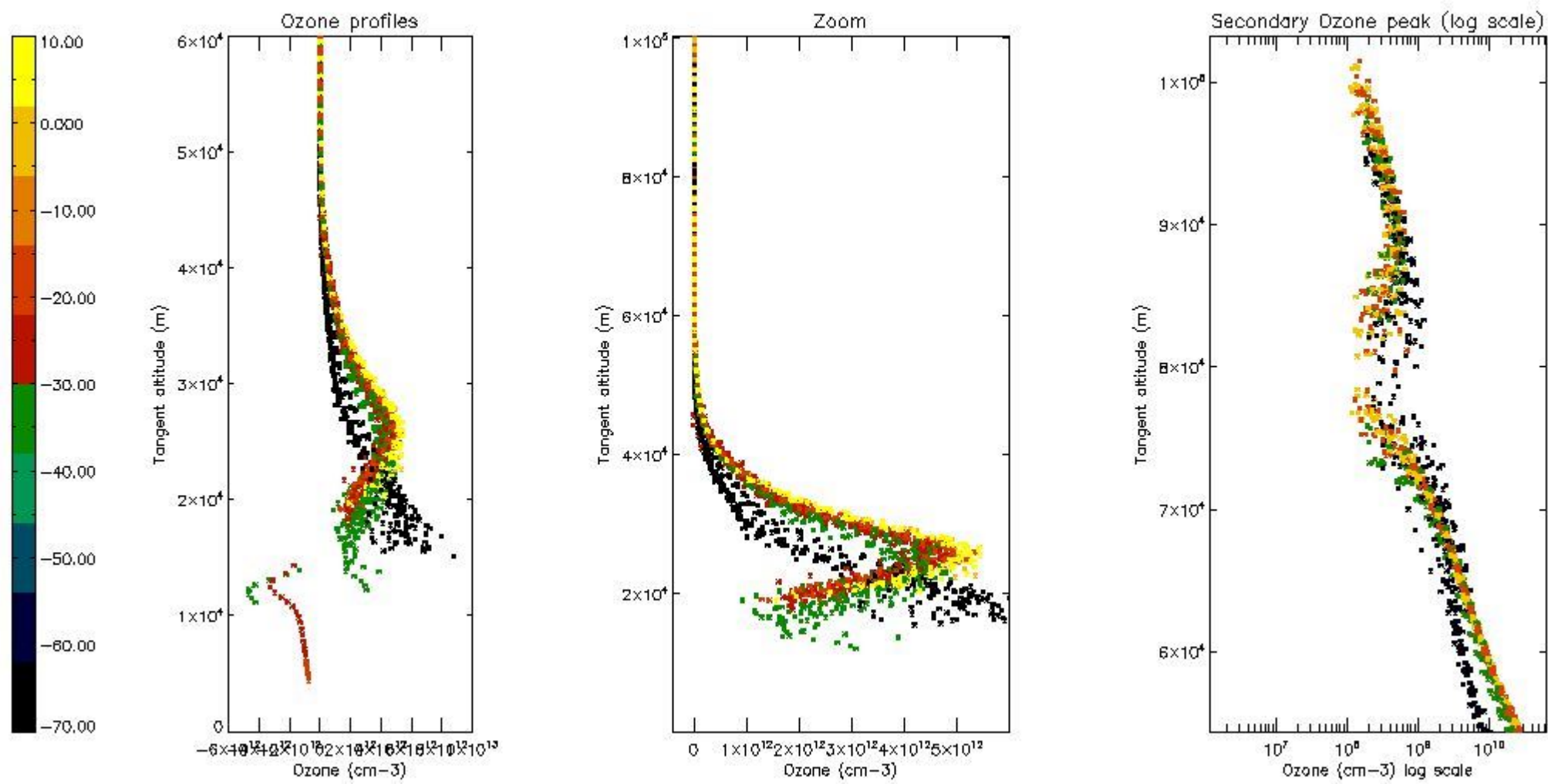
5.2 Plot ozone profiles for all STD (dark without errors)

The colorbar represents the latitude.



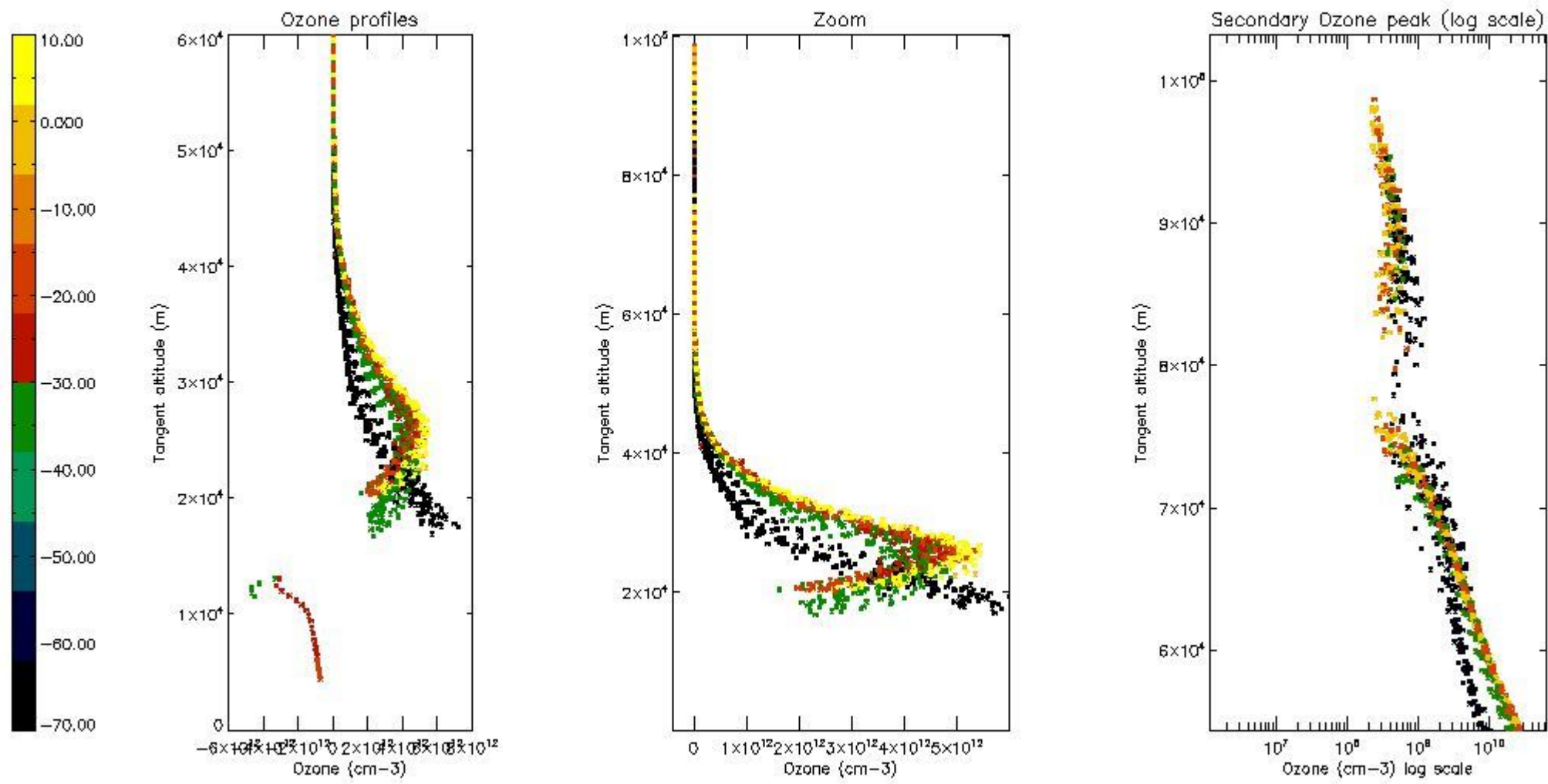
5.3 Plot ozone profiles where STD < 20% (dark without errors)

The colorbar represents the latitude.



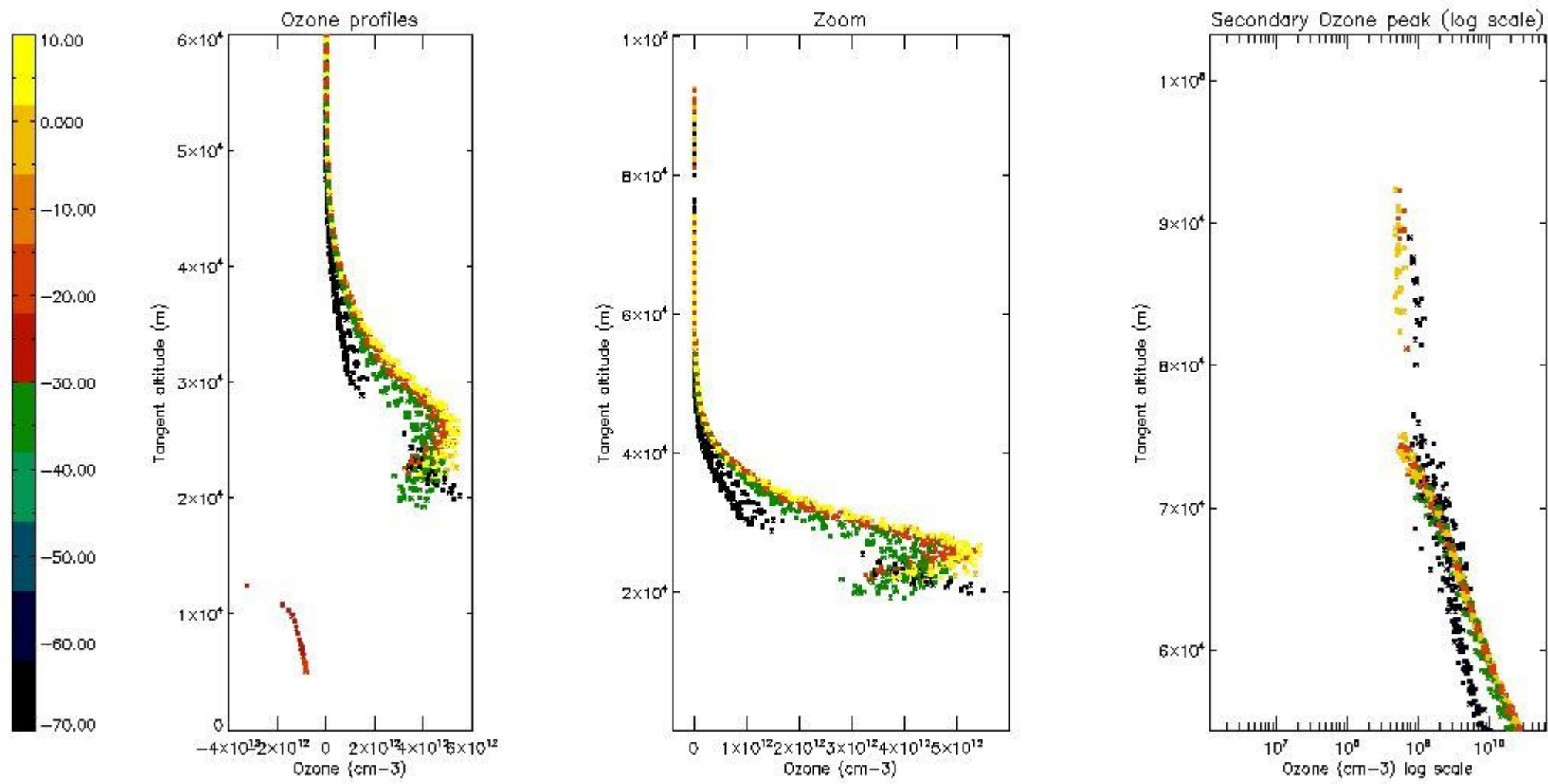
5.4 Plot ozone profiles where STD < 10% (dark without errors)

The colorbar represents the latitude.



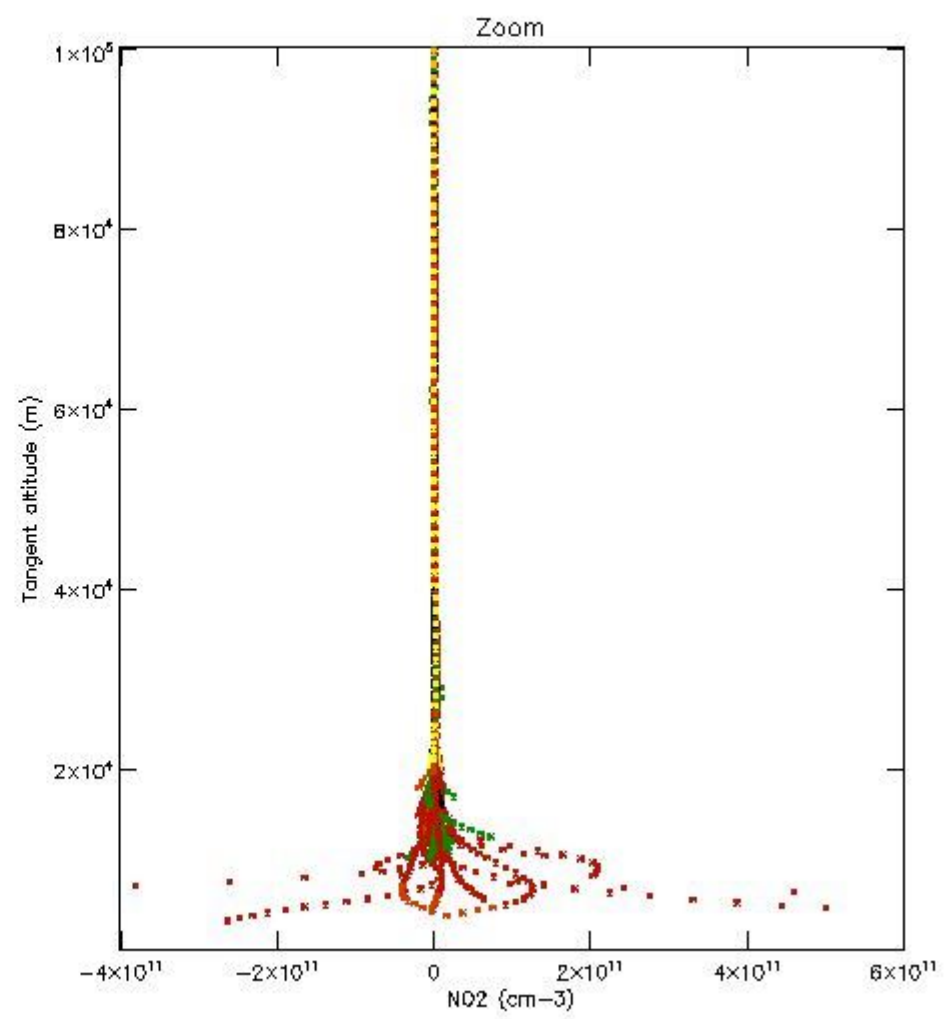
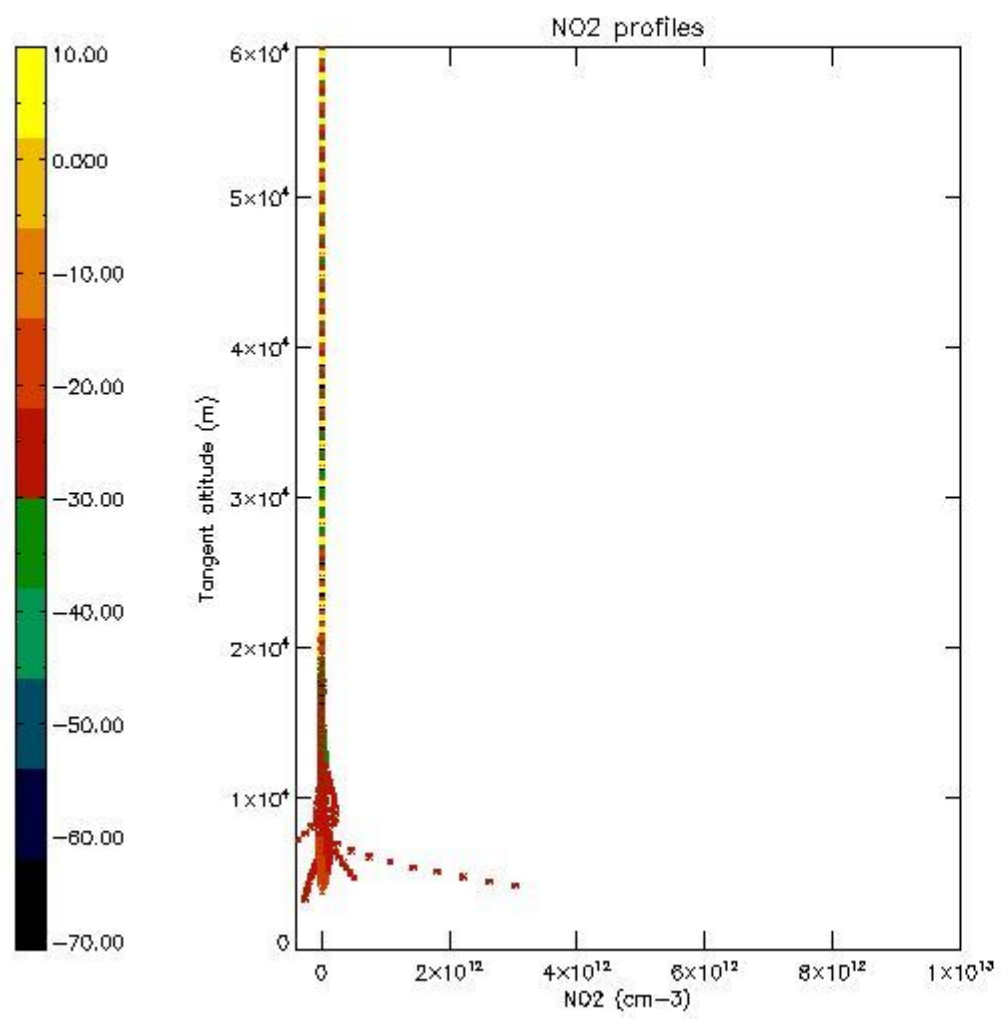
5.5 Plot ozone profiles where STD < 5% (dark without errors)

The colorbar represents the latitude.



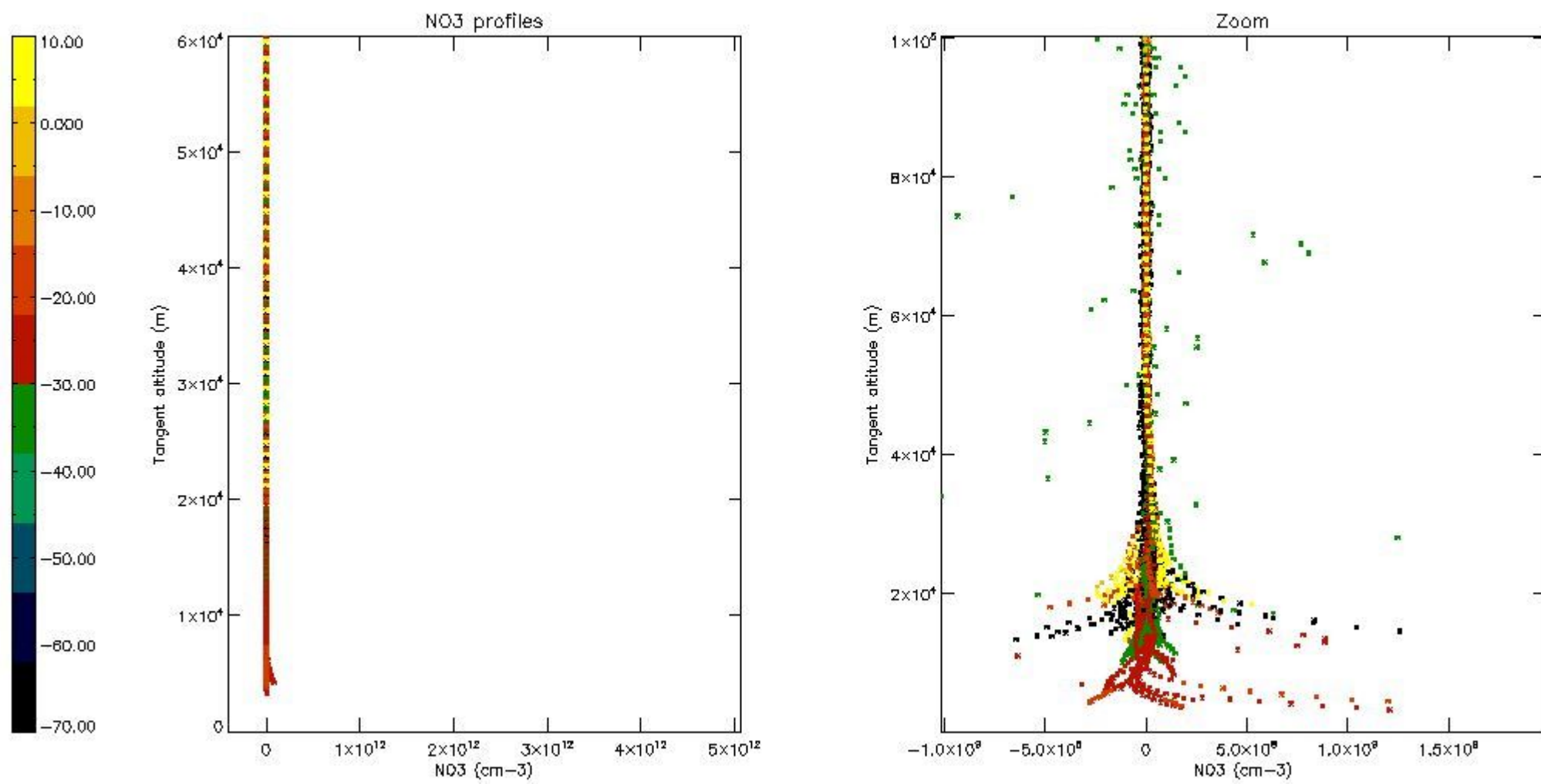
5.6 Plot NO₂ profiles for all STD (dark without errors)

The colorbar represents the latitude.



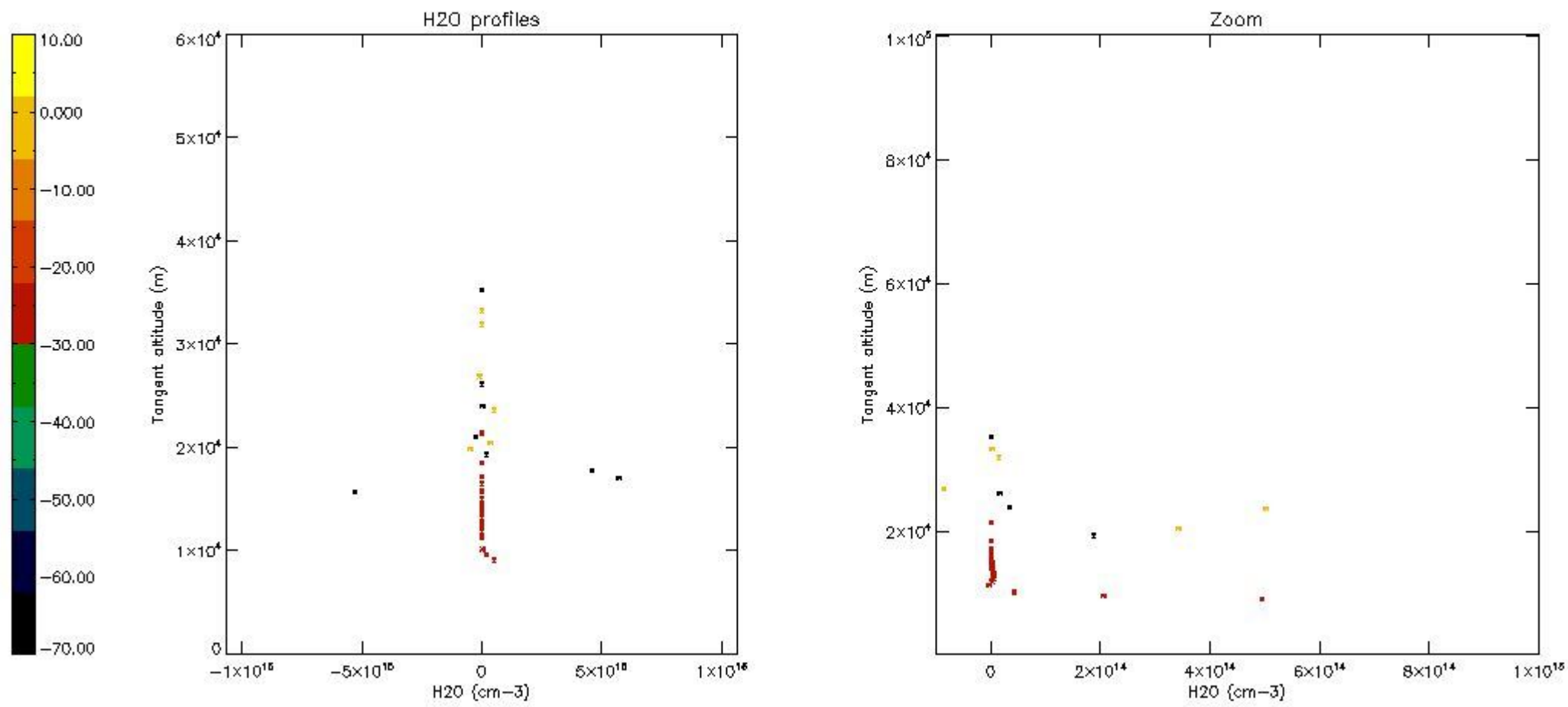
5.7 Plot NO3 profiles for all STD (dark without errors)

The colorbar represents the latitude.



5.8 Plot H2O profiles for all STD (only for occultations of stars 1,2,3,4,13,14,16,26,63 dark without errors)

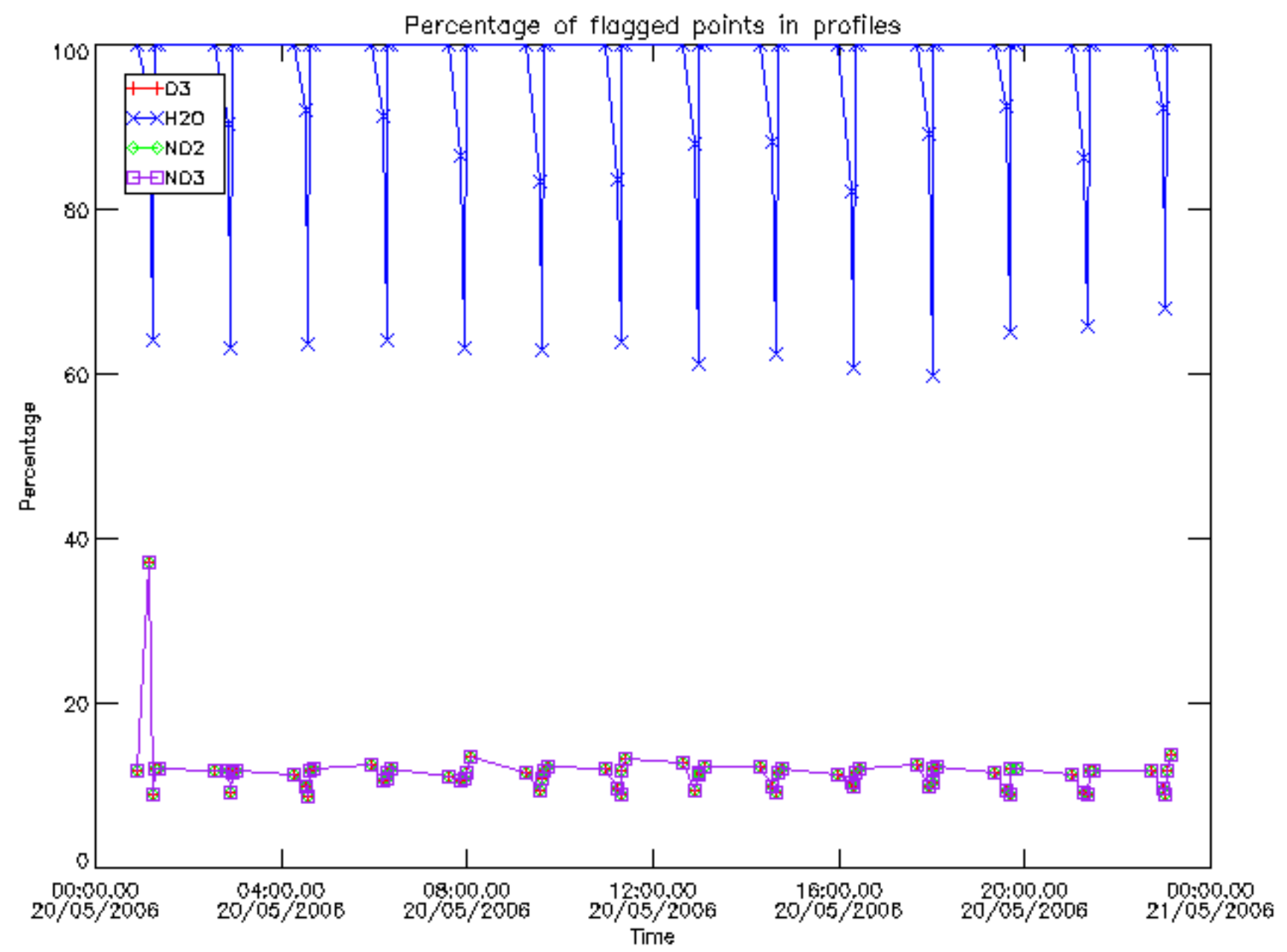
The colorbar represents the latitude.



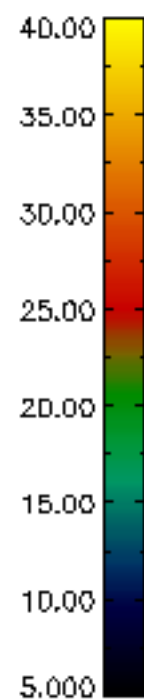
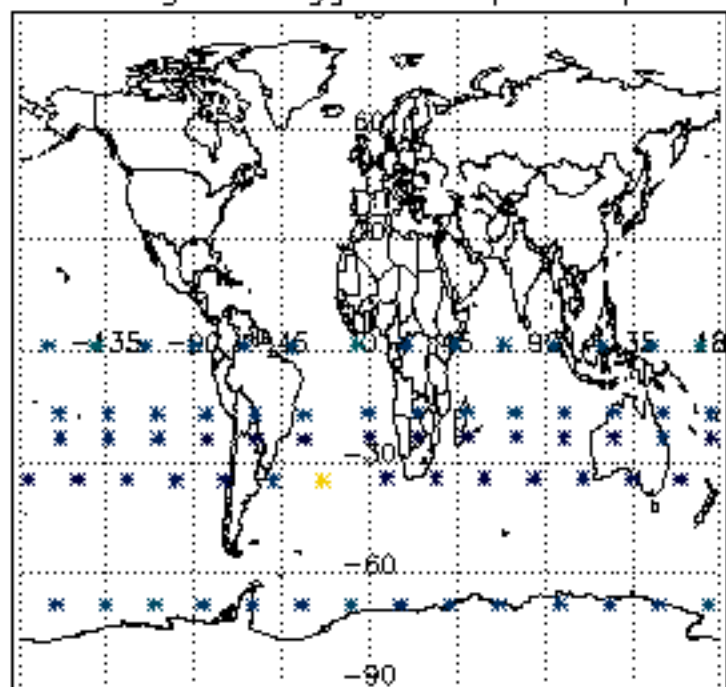
6. Auxiliary Data Files used for the production reported in section 2

The number reported in the third column indicates since which file (see list in section 2) the corresponding auxiliary file has been used. The fourth column is the date of those product files.

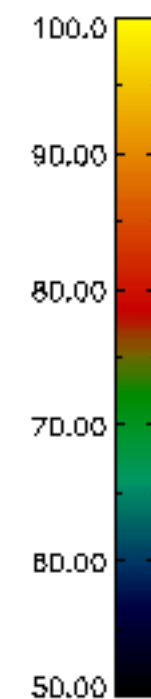
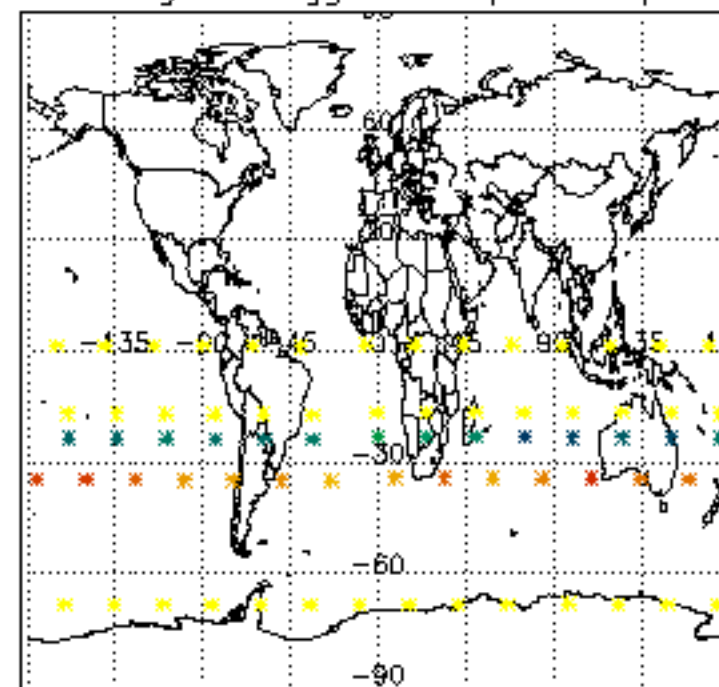
Type	Auxiliary Filename	Used since product	Used since product date
INST_PHYS_CHARACTERISTICS	GOM_INS_AXVIEC20091111_143220_20030716_120000_20500101_000000	1	20-MAY-2006 00:03:17
LEVEL-2_PROC_CONFIG	GOM_PR2_AXVIEC20091111_152718_20020301_000000_20500101_000000	1	20-MAY-2006 00:03:17
CROSS_SECTIONS_FILE	GOM_CRS_AXVIEC20091111_154832_20020301_000000_20500101_000000	1	20-MAY-2006 00:03:17



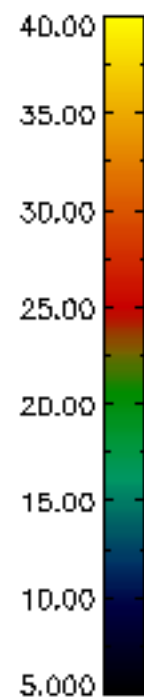
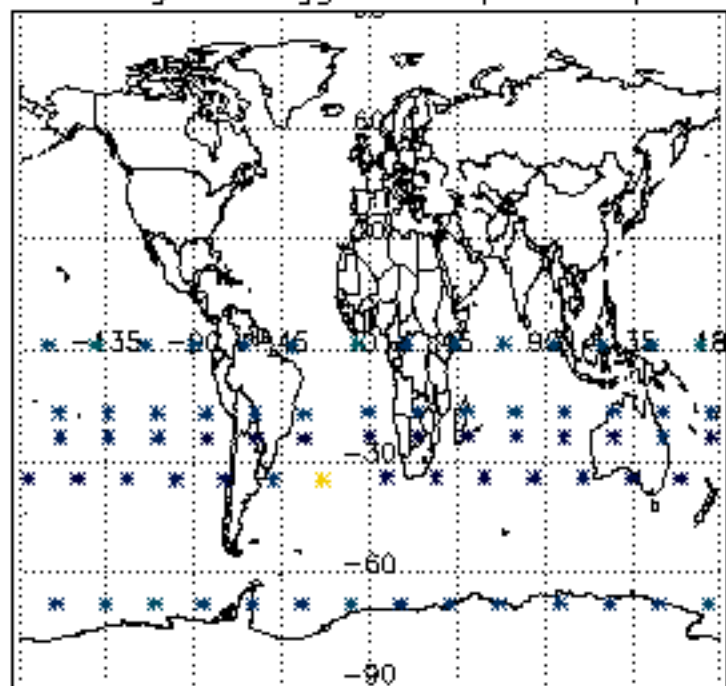
Percentage of flagged data per D3 profile



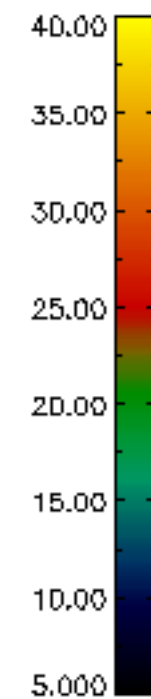
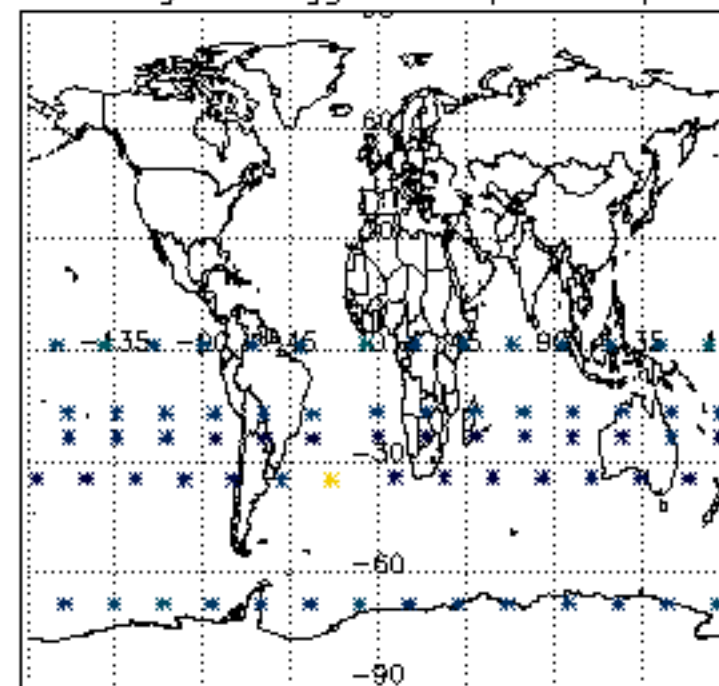
Percentage of flagged data per H2O profile

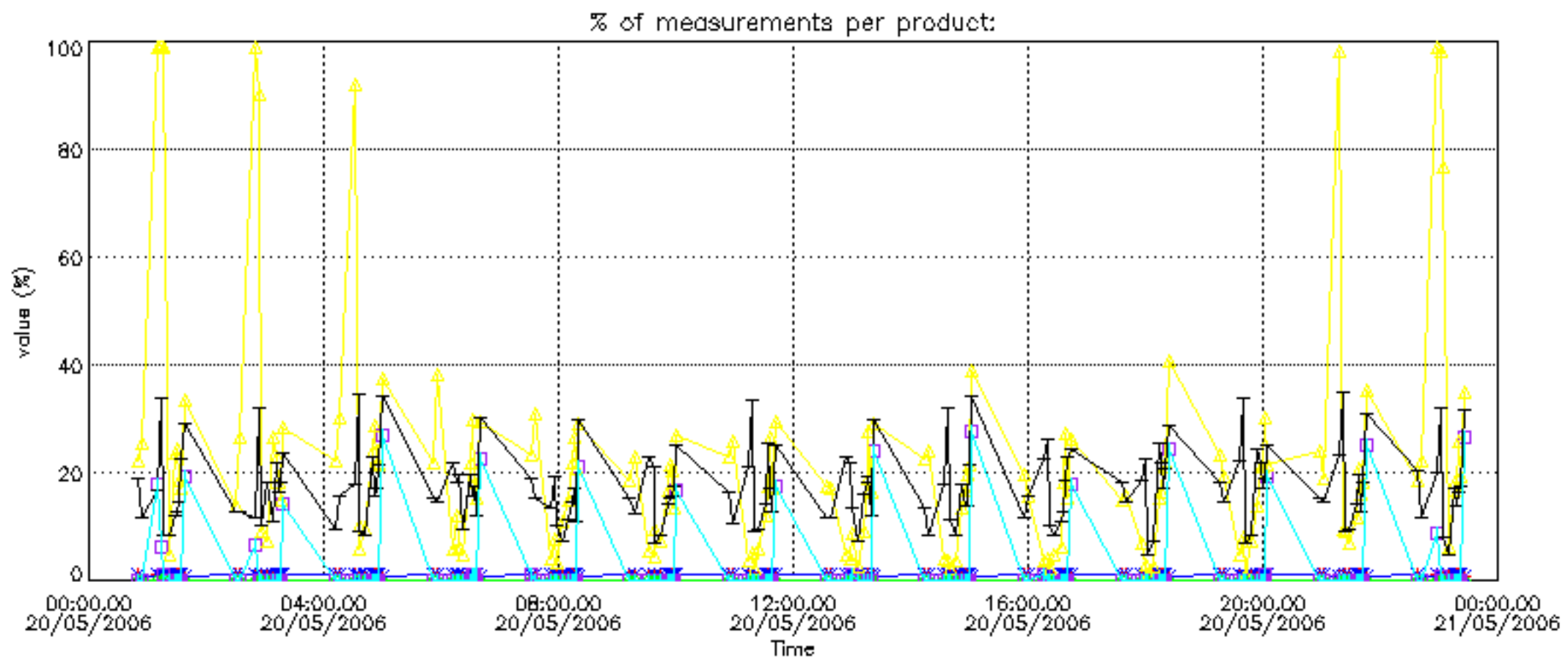


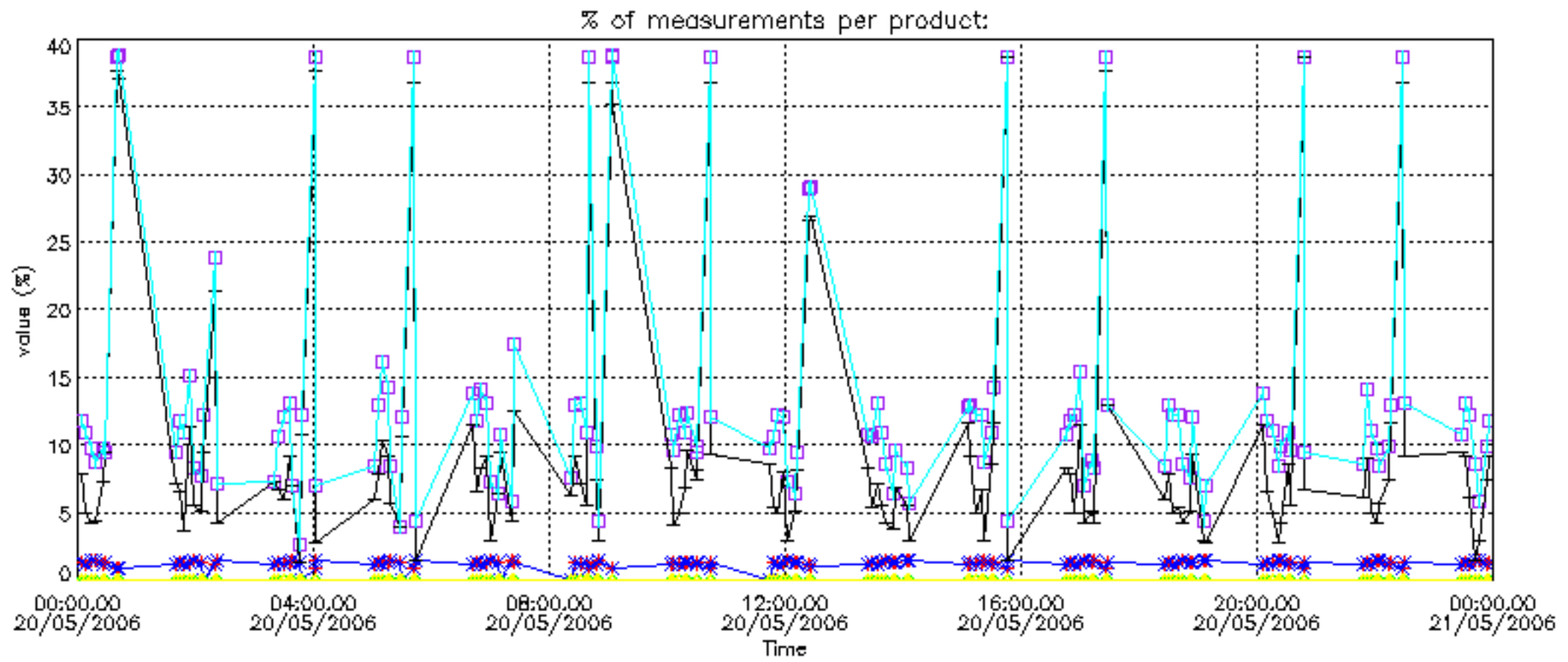
Percentage of flagged data per NO2 profile



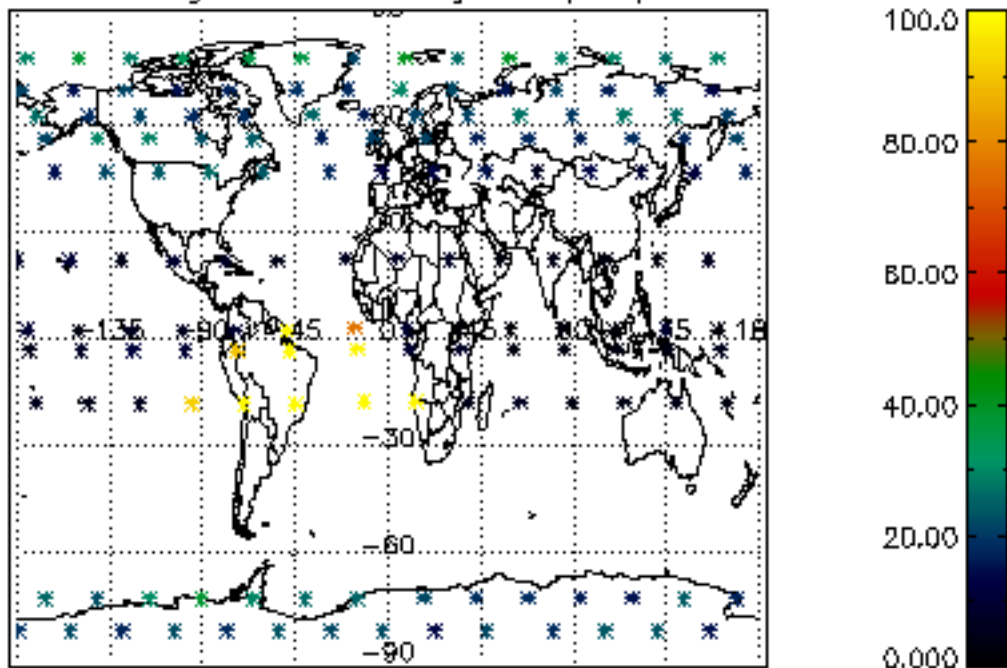
Percentage of flagged data per NO3 profile



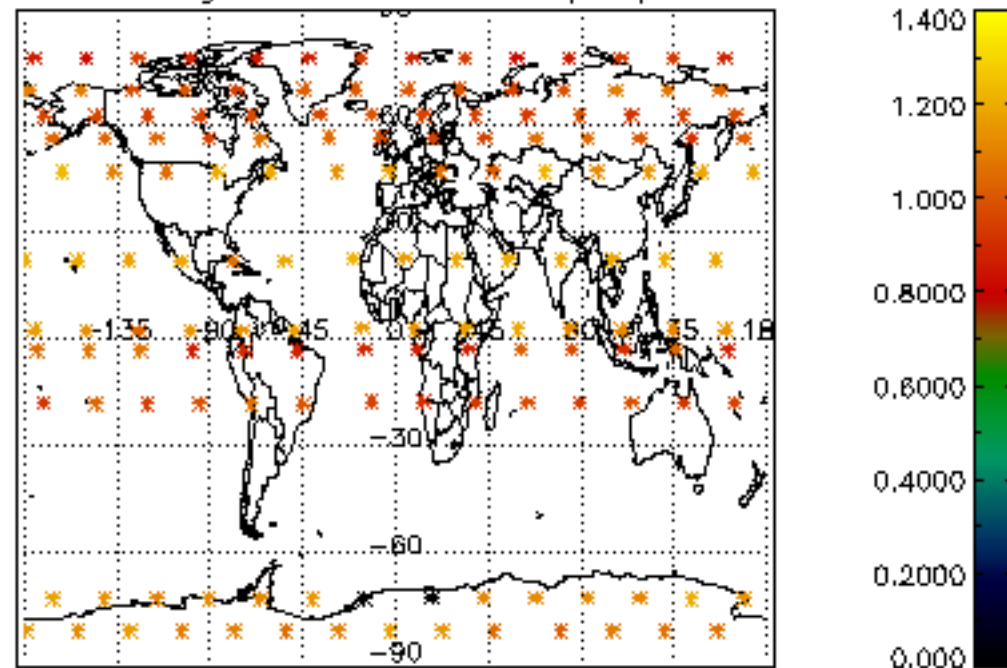




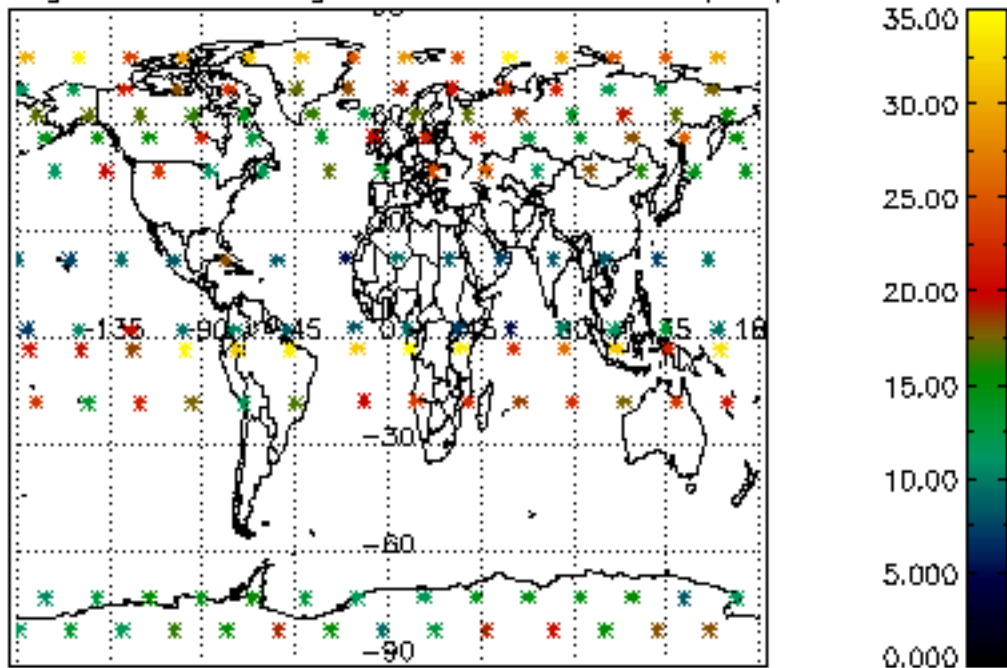
Percentage of cosmic ray hits per profile



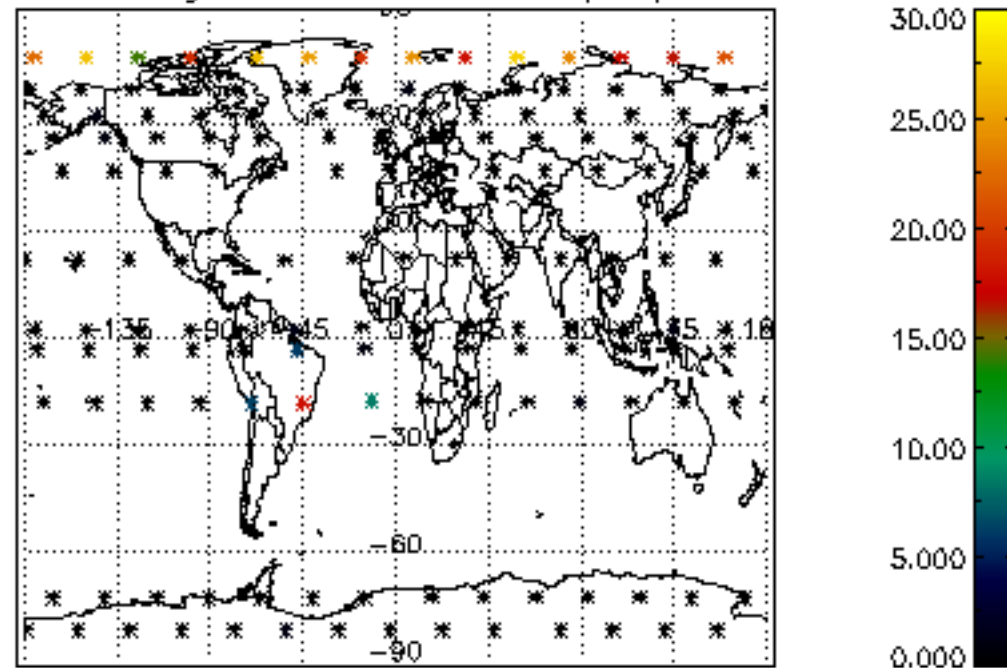
Percentage of datation errors per profile



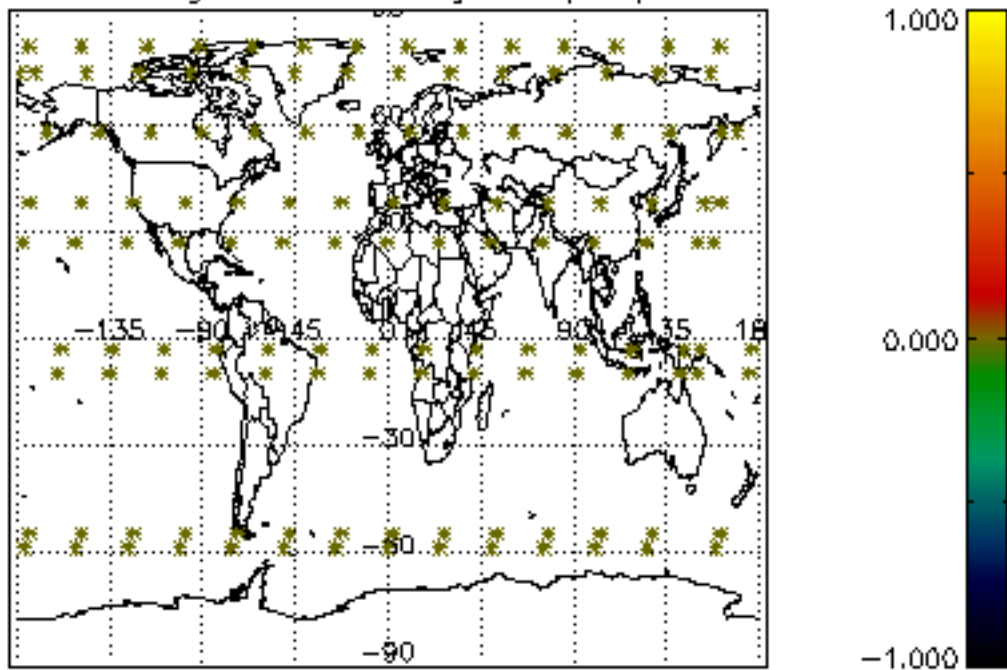
Percentage of star falling outside central band per profile



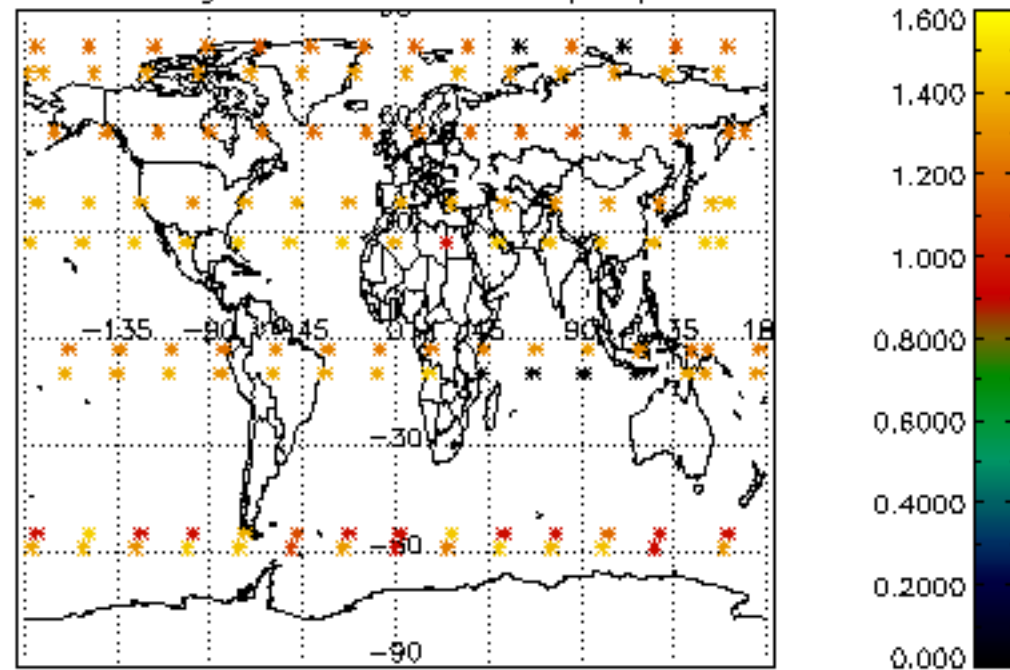
Percentage of saturation errors per profile



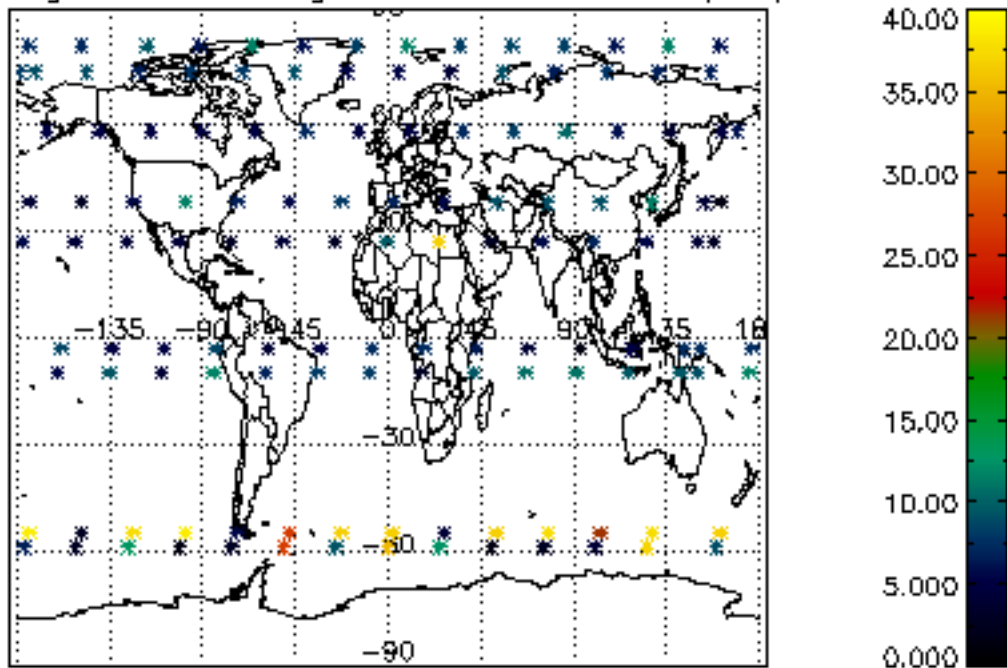
Percentage of cosmic ray hits per profile



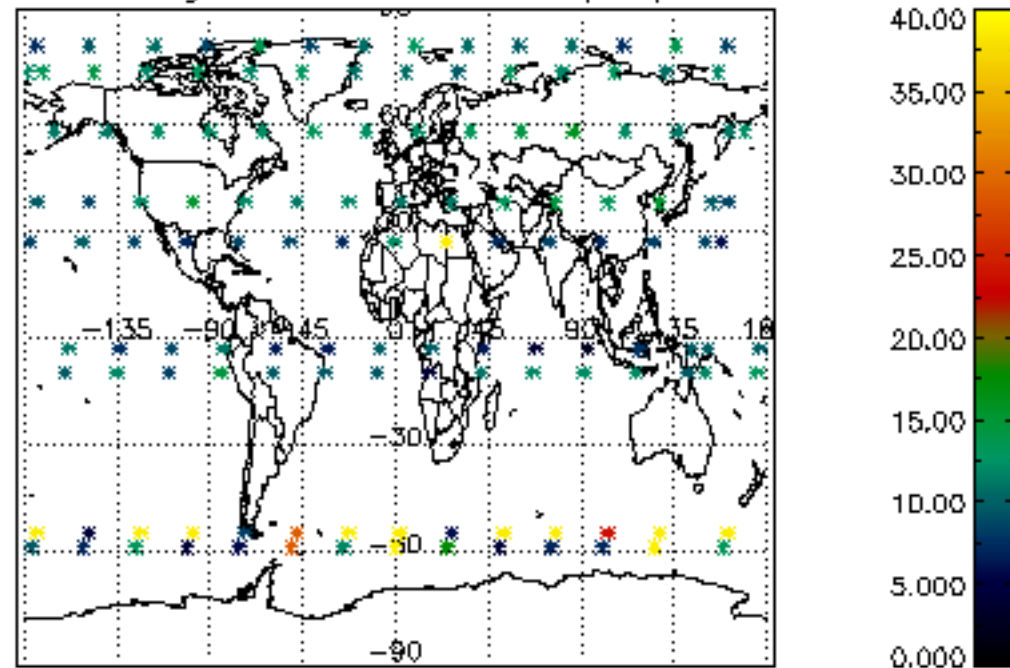
Percentage of datation errors per profile

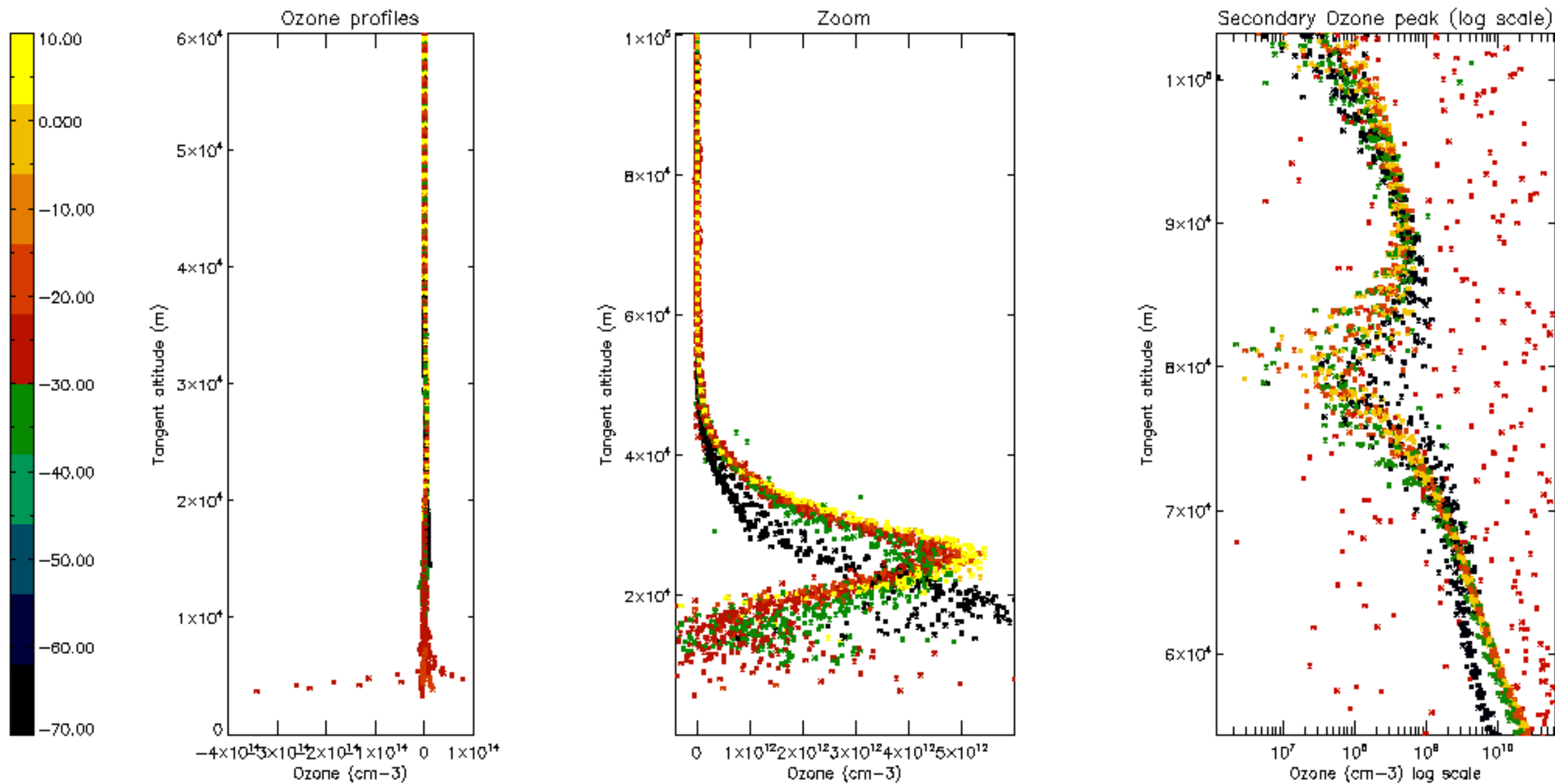


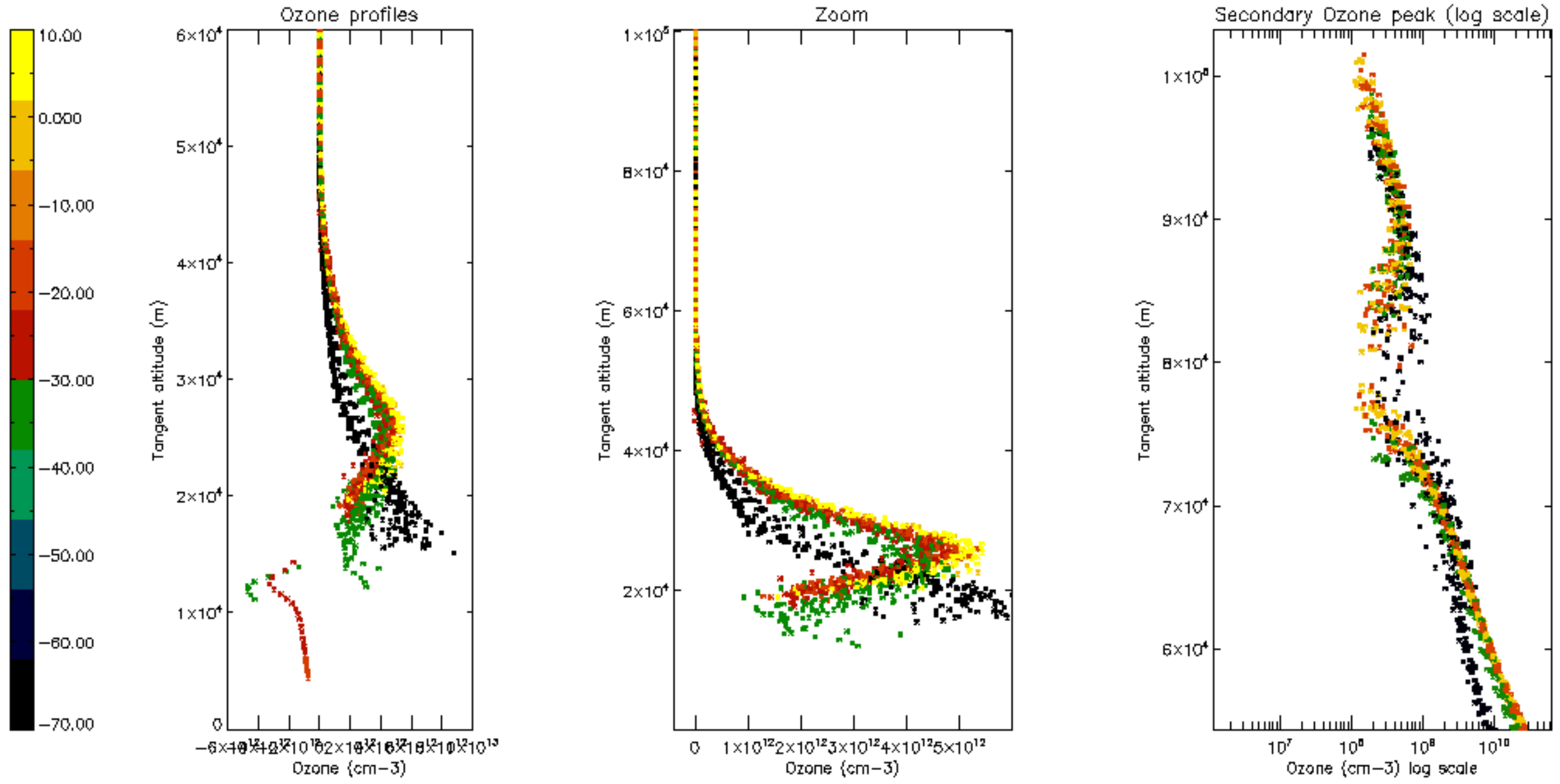
Percentage of star falling outside central band per profile

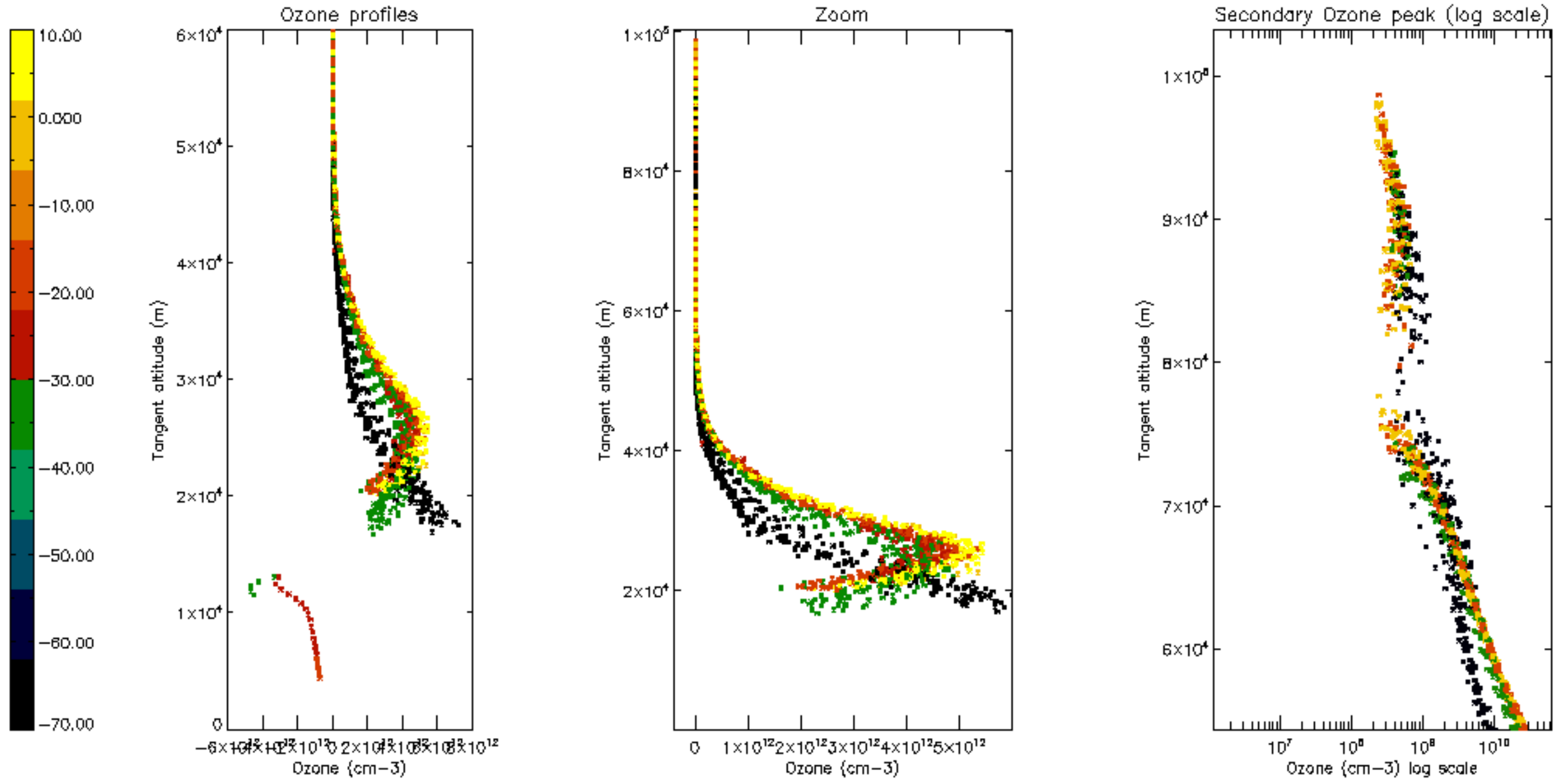


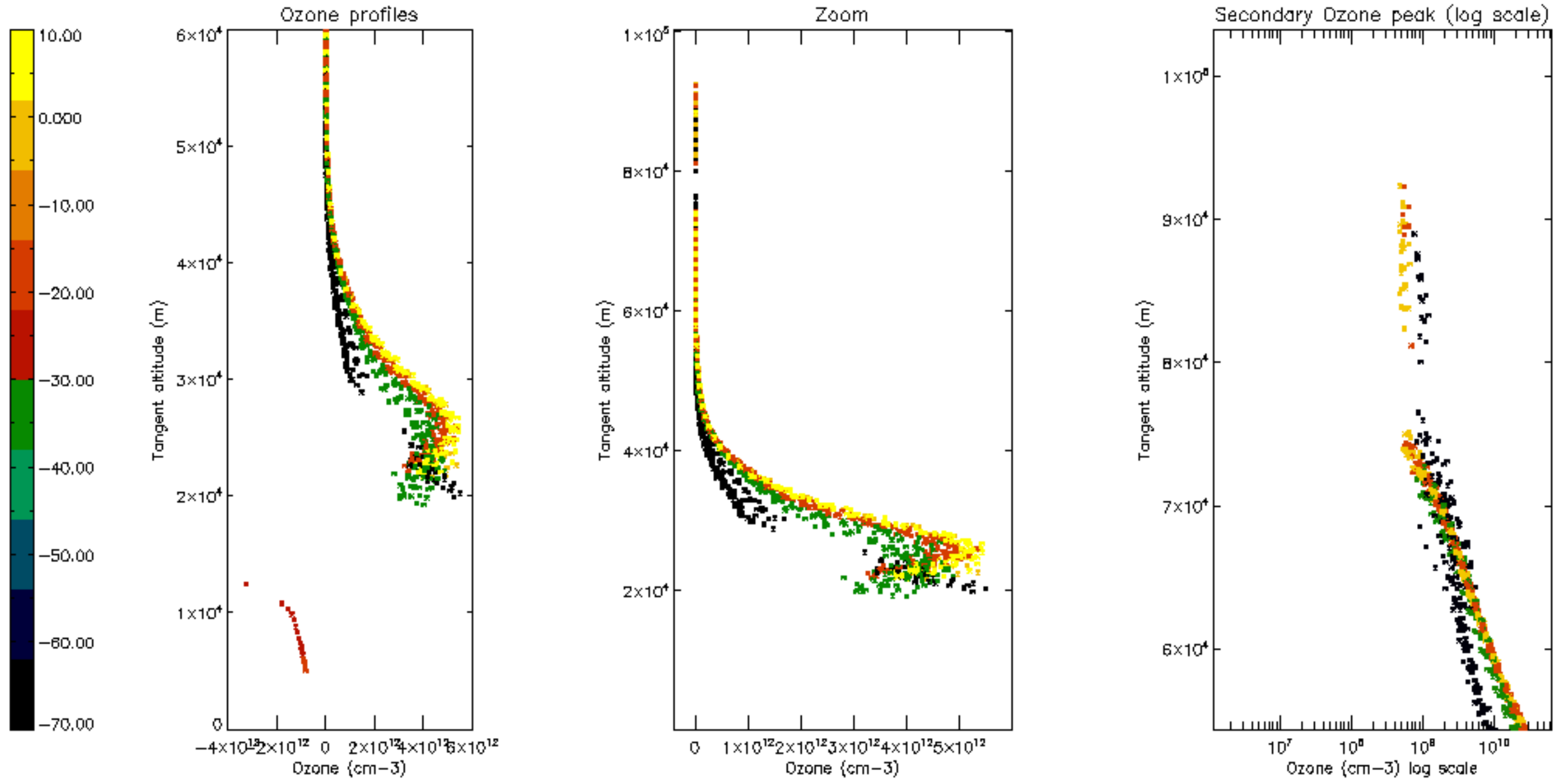
Percentage of saturation errors per profile

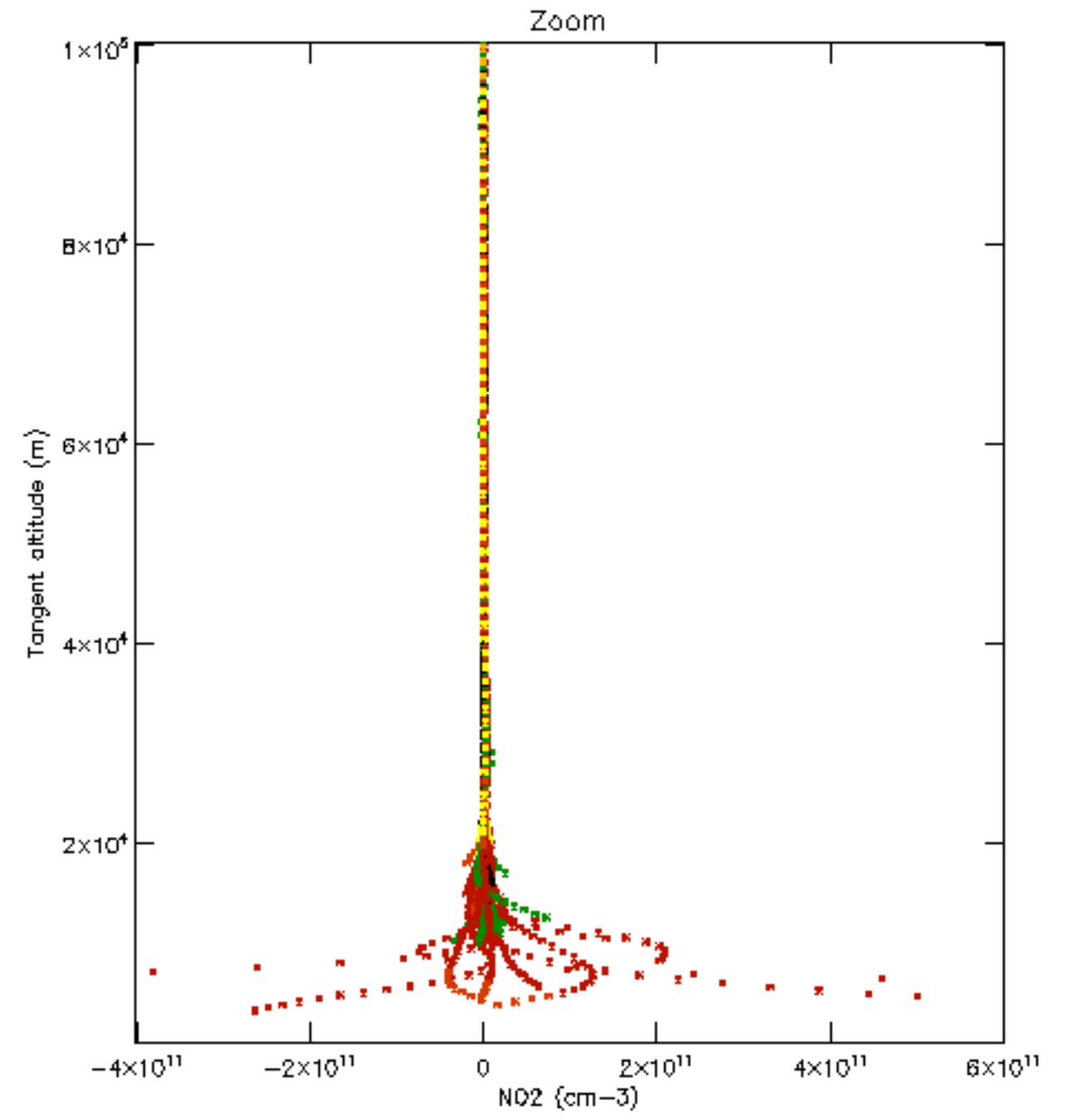
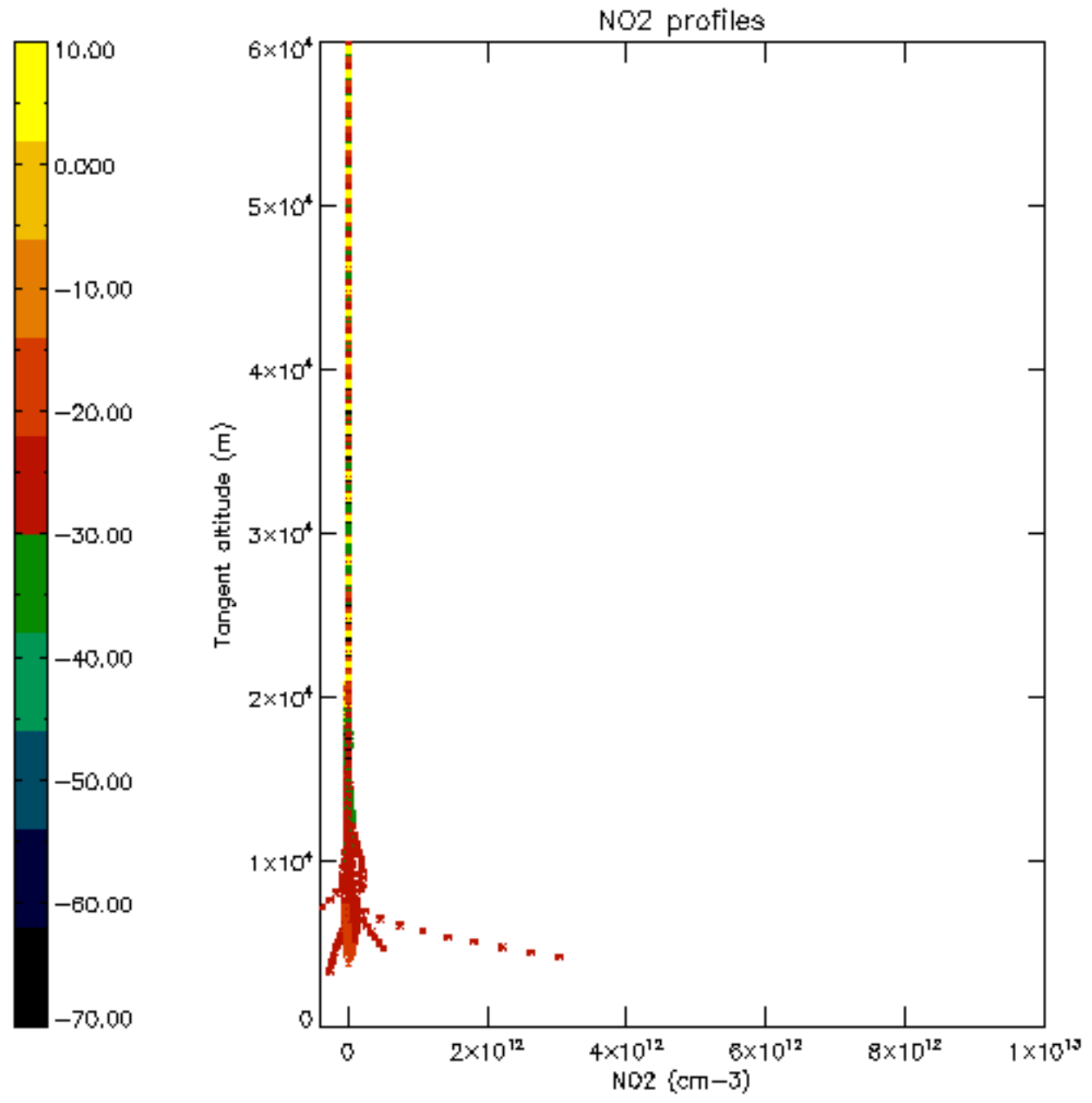


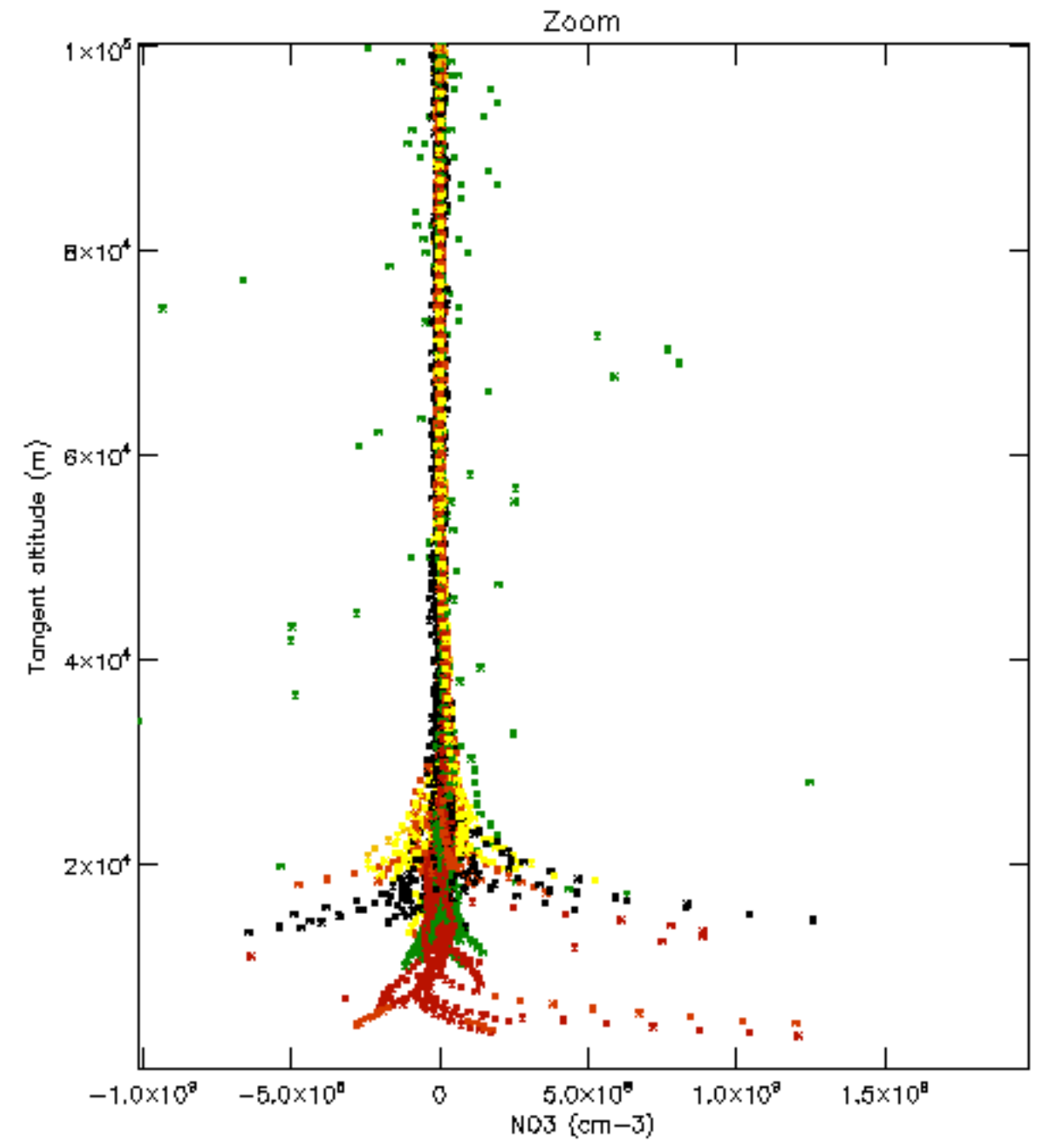
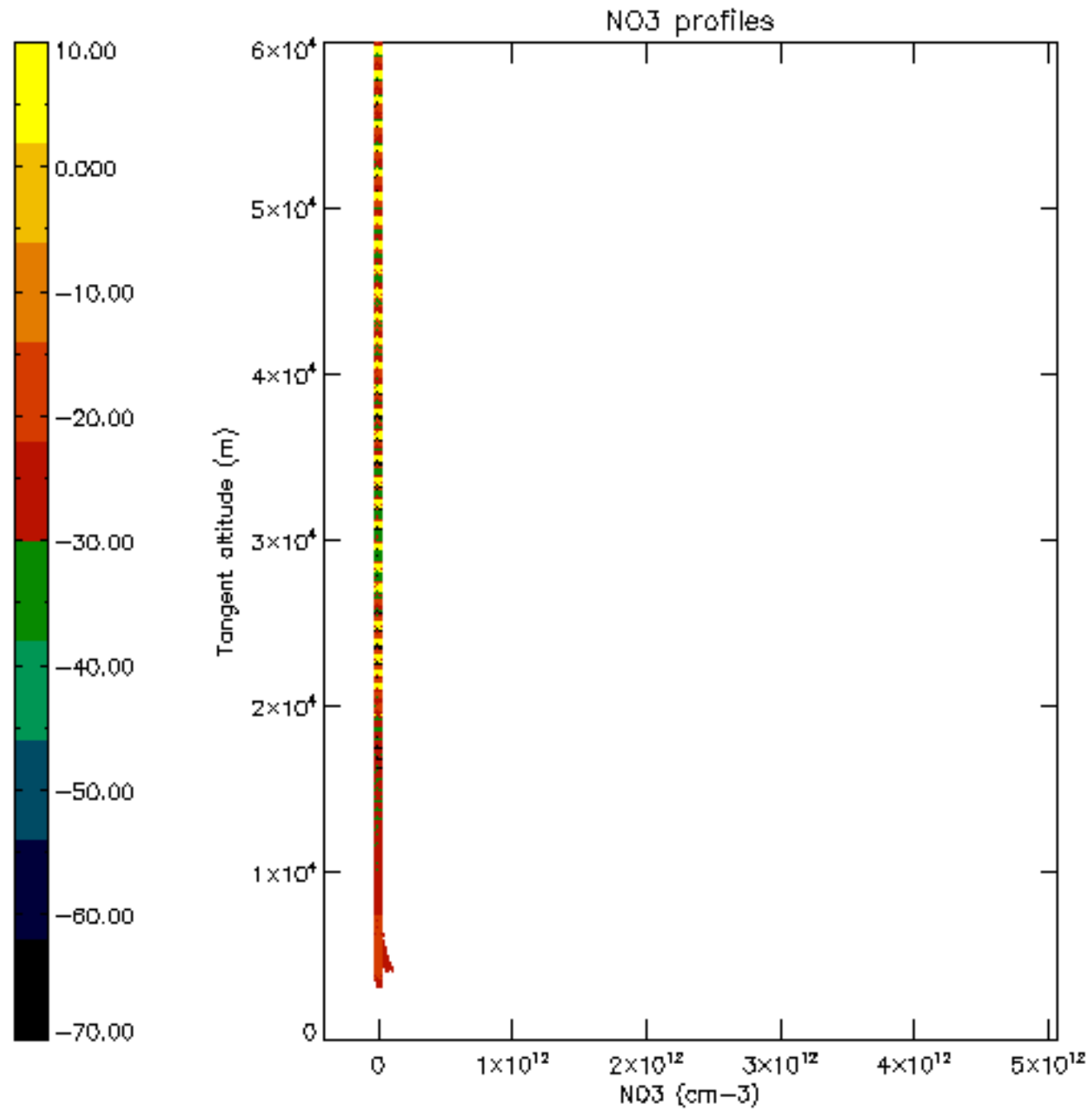


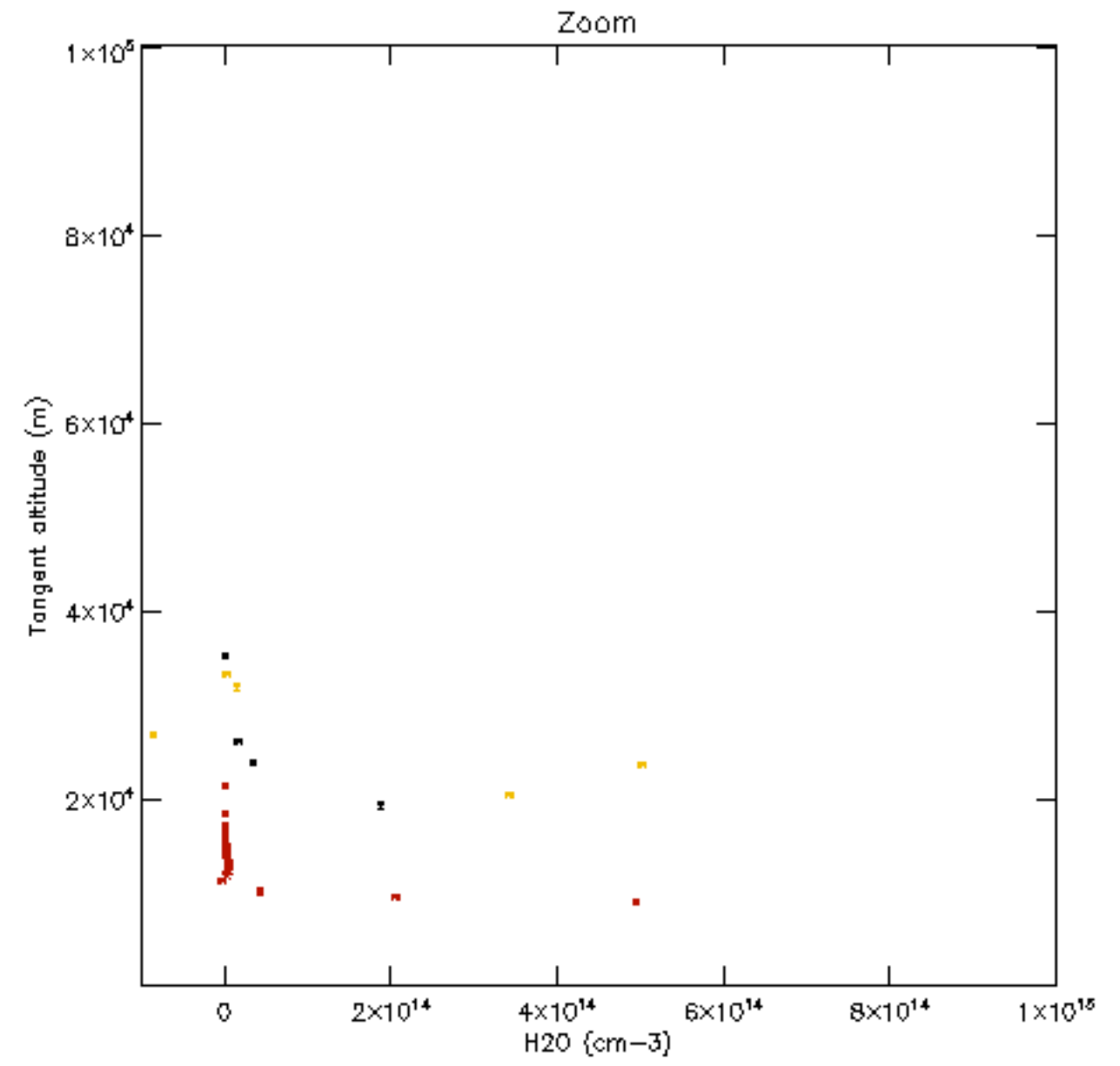
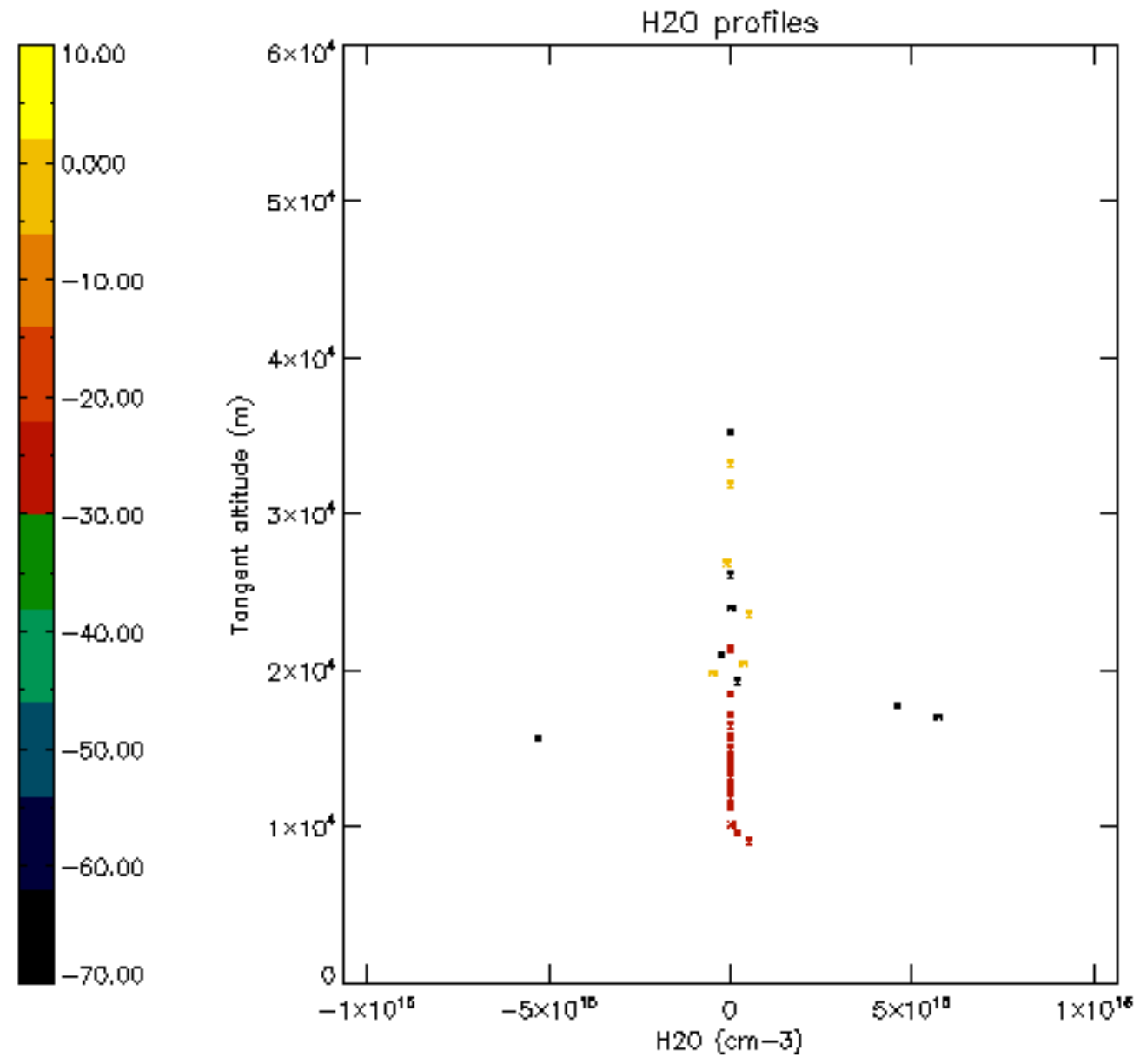


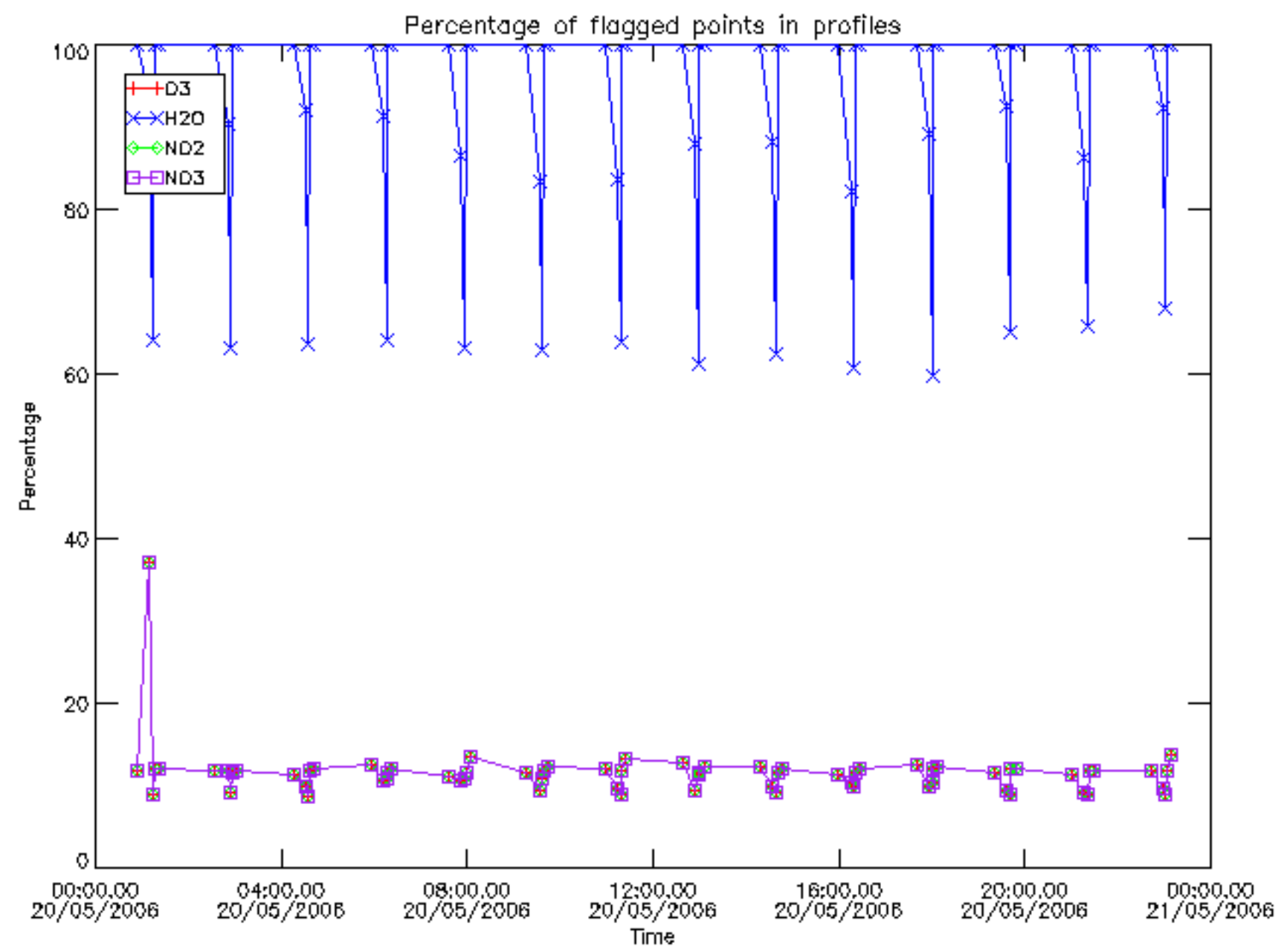




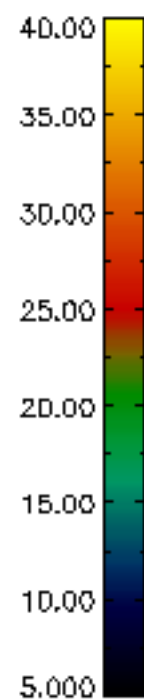
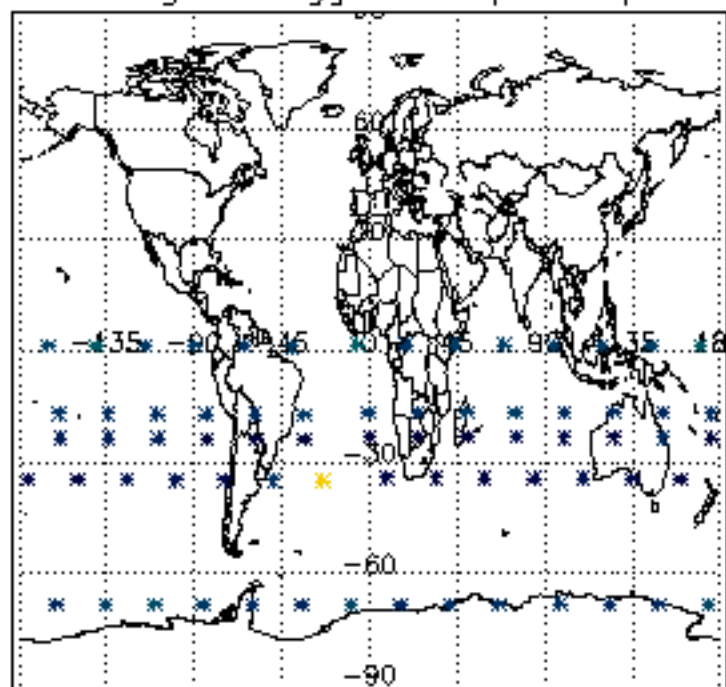




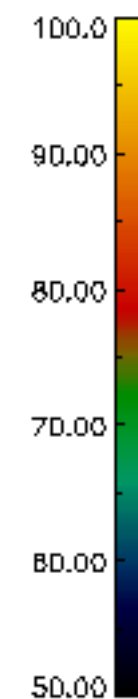
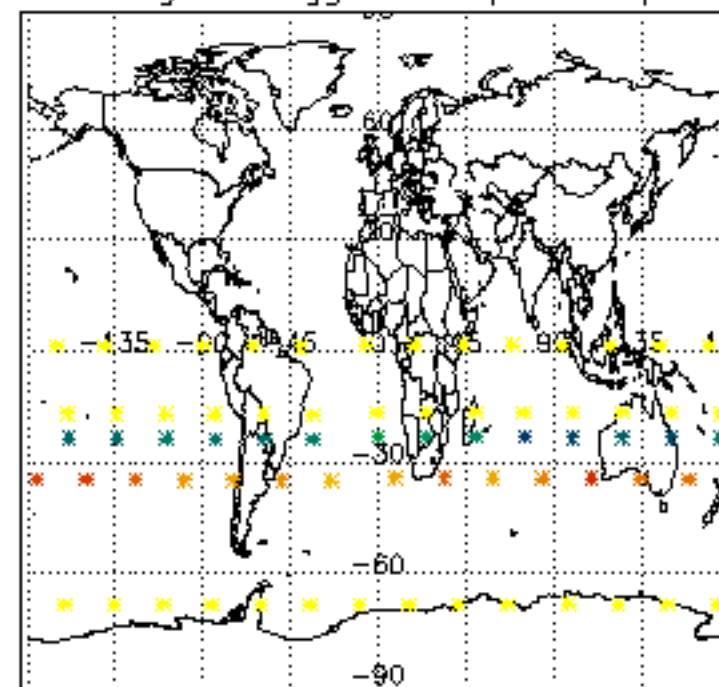




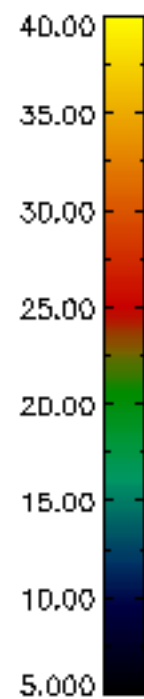
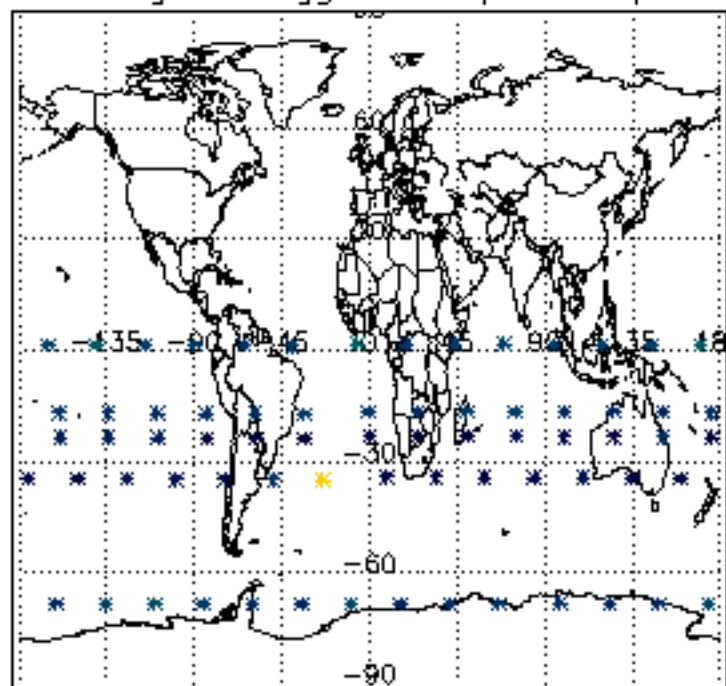
Percentage of flagged data per D3 profile



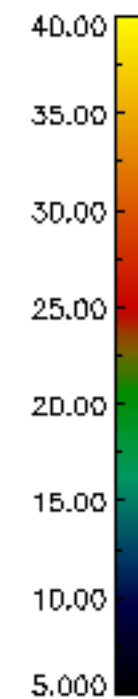
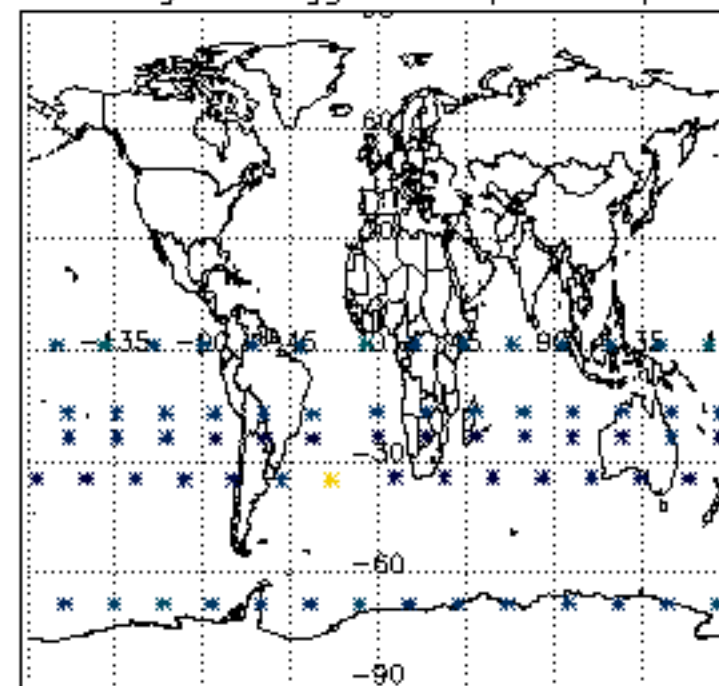
Percentage of flagged data per H2O profile

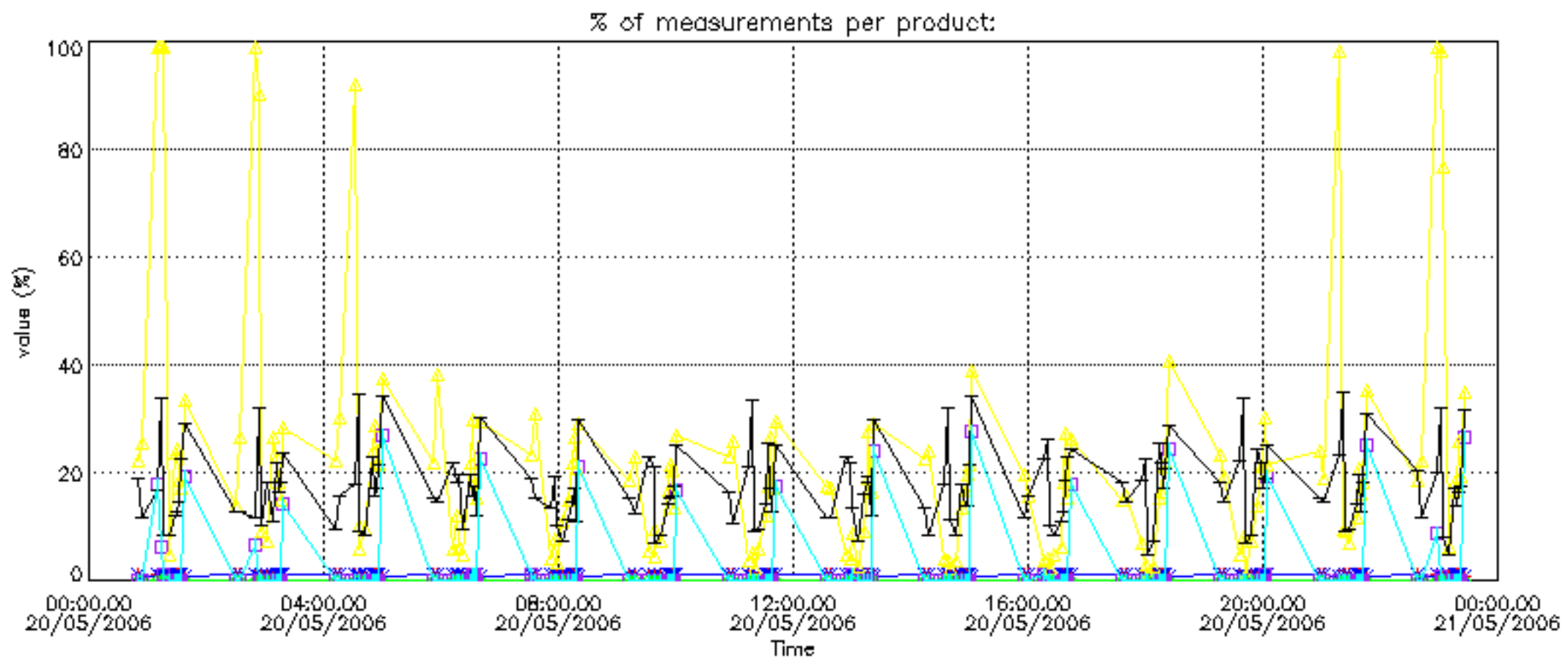


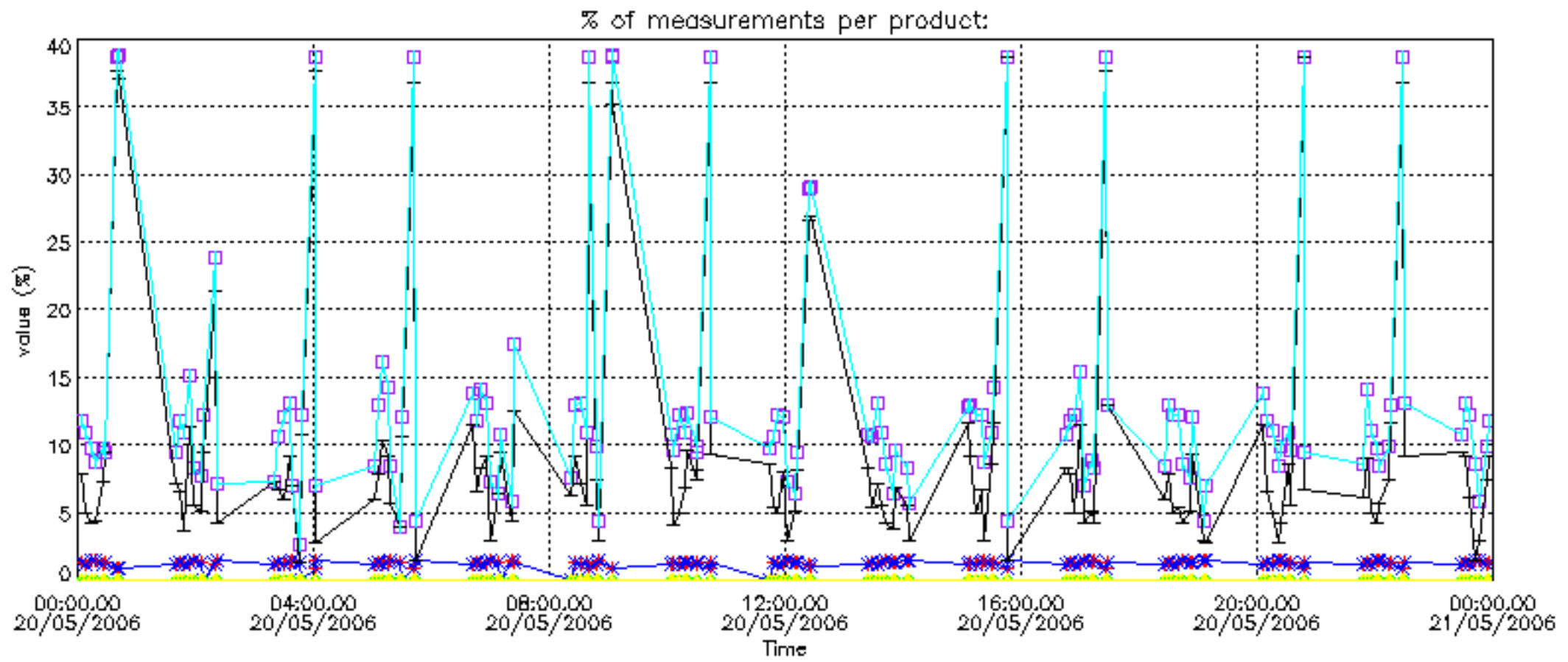
Percentage of flagged data per NO2 profile



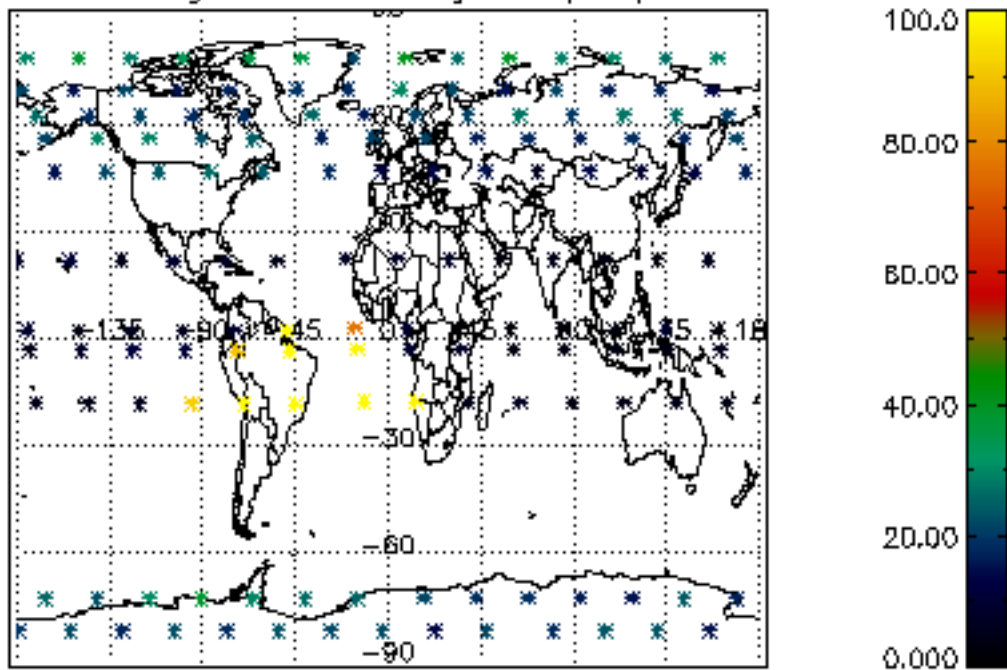
Percentage of flagged data per NO3 profile



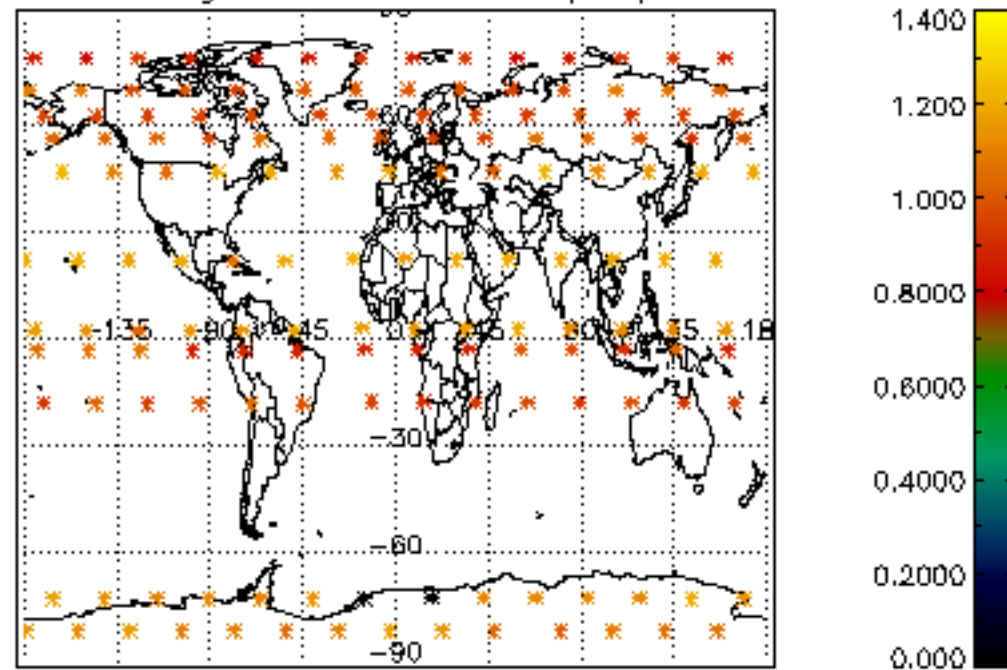




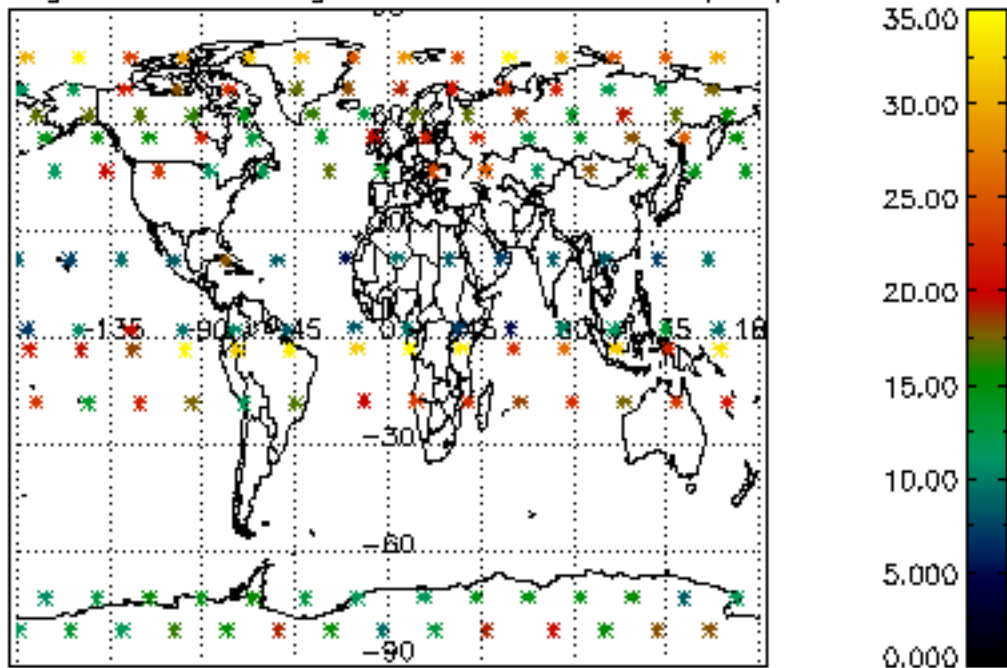
Percentage of cosmic ray hits per profile



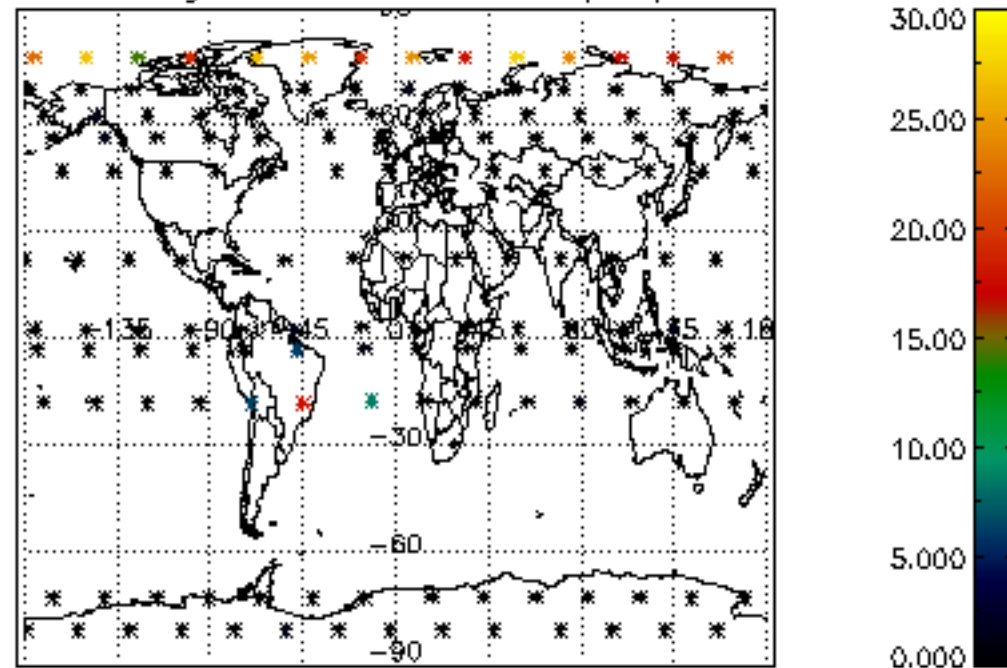
Percentage of datation errors per profile



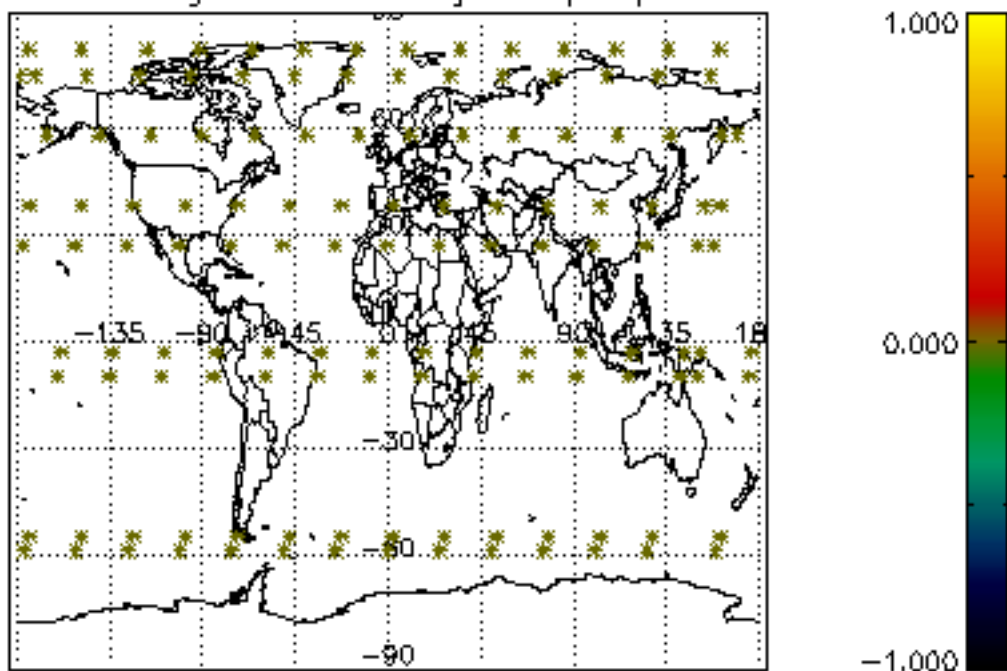
Percentage of star falling outside central band per profile



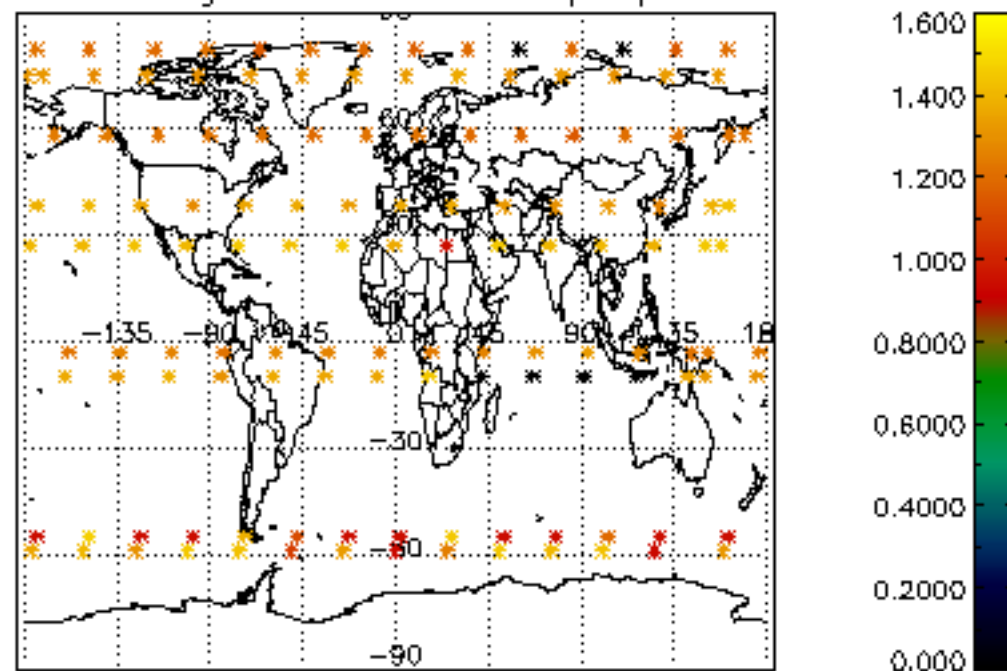
Percentage of saturation errors per profile



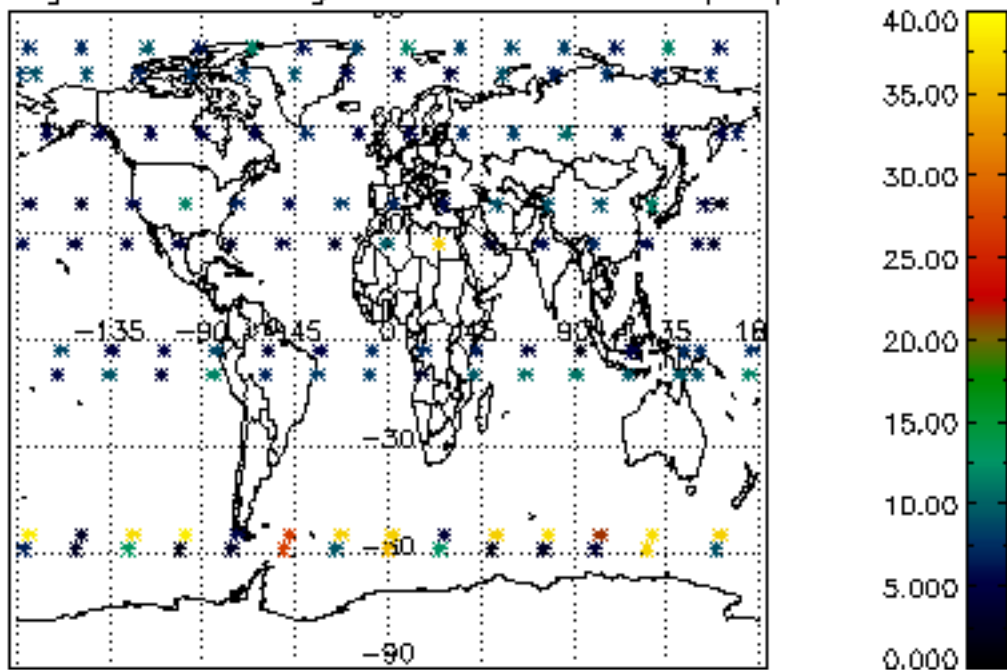
Percentage of cosmic ray hits per profile



Percentage of datation errors per profile



Percentage of star falling outside central band per profile



Percentage of saturation errors per profile

